HITACHI

GE Hitachi Nuclear Energy

James C. Kinsey
Vice President, ESBWR Licensing

PO Box 780 M/C A-55
Wilmington, NC 28402-0780
USA

T 910 675 5057
F 910 362 5057

MFN 08-164

Docket No. 52-010

February 26, 2008

U.S. Nuclear Regulatory Commission
Document Control Desk
Washington, D.C. 20555-0001

Subject: **Response to Portion of NRC Request for Additional Information Letter No. 124 Related to ESBWR Design Certification Application - Nuclear Boiler System - RAI Number 5.2-67**

Enclosure 1 contains the GE Hitachi Nuclear Energy (GEH) response to the subject NRC RAI transmitted via the Reference 1 letter.

If you have any questions or require additional information, please contact me.

Sincerely,

James C. Kinsey

James C. Kinsey
Vice President, ESBWR Licensing

D068
NRO

Reference:

1. MFN 08-029, Letter from U.S. Nuclear Regulatory Commission to Robert E. Brown, *Request for Additional Information Letter No. 124 Related to ESBWR Design Certification Application*, January 14, 2008

Enclosure:

1. MFN 08-164 - Response to Portion of NRC Request for Additional Information Letter No. 124 Related to ESBWR Design Certification Application - Nuclear Boiler System - RAI Number 5.2-67

cc:	AE Cubbage	USNRC (with enclosures)
	DH Hinds	GEH/Wilmington (with enclosures)
	GB Stramback	GEH/San Jose (with enclosures)
	RE Brown	GEH/Wilmington (with enclosures)
	eDRF	0000-0079-9686

Enclosure 1

MFN 08-164

Response to Portion of NRC Request for Additional Information Letter No. 124 Related to ESBWR Design Certification Application

Nuclear Boiler System

RAI Number 5.2-67

NRC RAI 5.2-67:

Figures 5.2-4a through 4f were deleted in Rev.4 with a statement that "Obsolete Figure to be replaced later." Add the Figures. Confirm that credit is taken only for one SRV for the analysis results shown in the Figures.

GEH Response:

Updated graphs are to be incorporated into DCD Tier 2, Figures 5.2-4a through 5.2-4f. GEH confirms that the updated graphs are for a case modeled as a single safety relief valve (SRV) response to the main steam isolation valve (MSIV) full closure event, which is the bounding event for overpressure at Service Level B evaluated in DCD Tier 2, Subsection 5.2.2.

DCD Impact:

DCD Tier 2, Figures 5.2-4a through 5.2-4f, will be updated as shown in the attached markup.

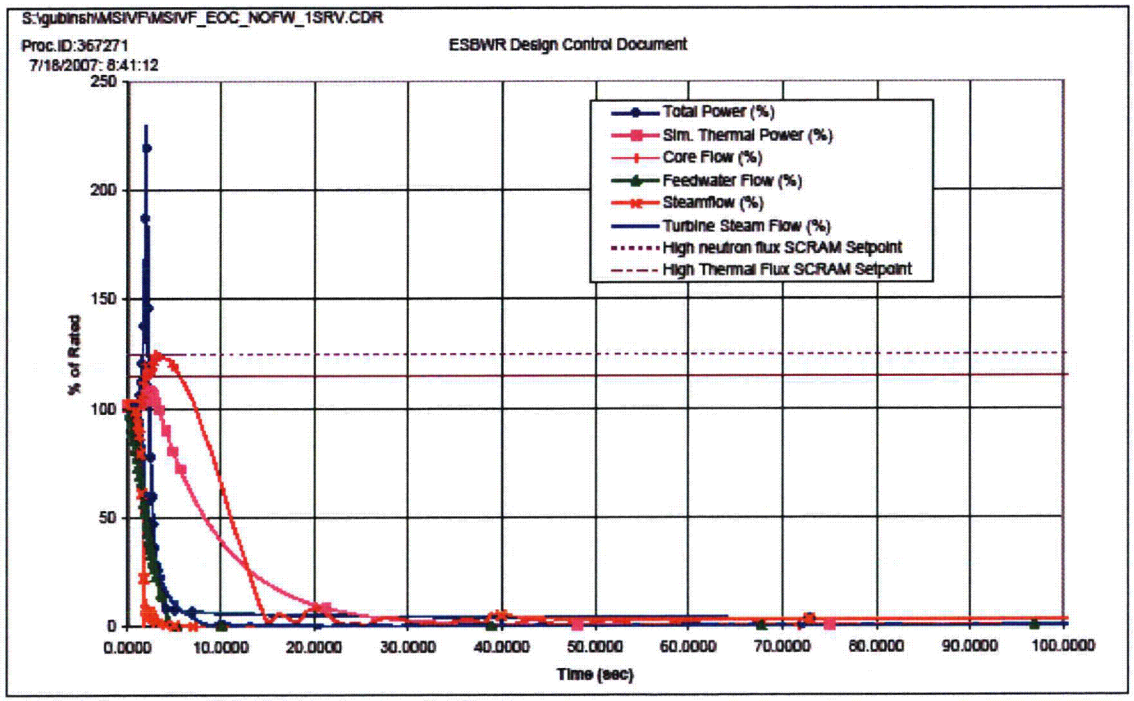

Figure 5.2-4a. MSIV Closure With Flux Scram

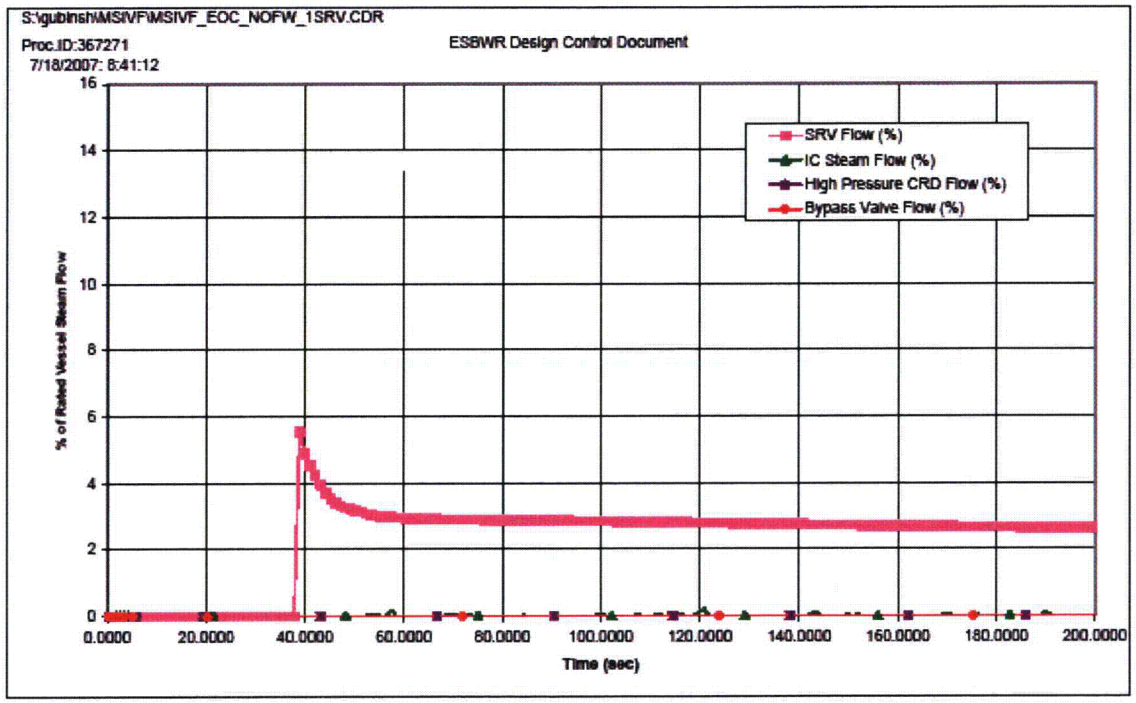

Figure 5.2-4b. MSIV Closure With Flux Scram

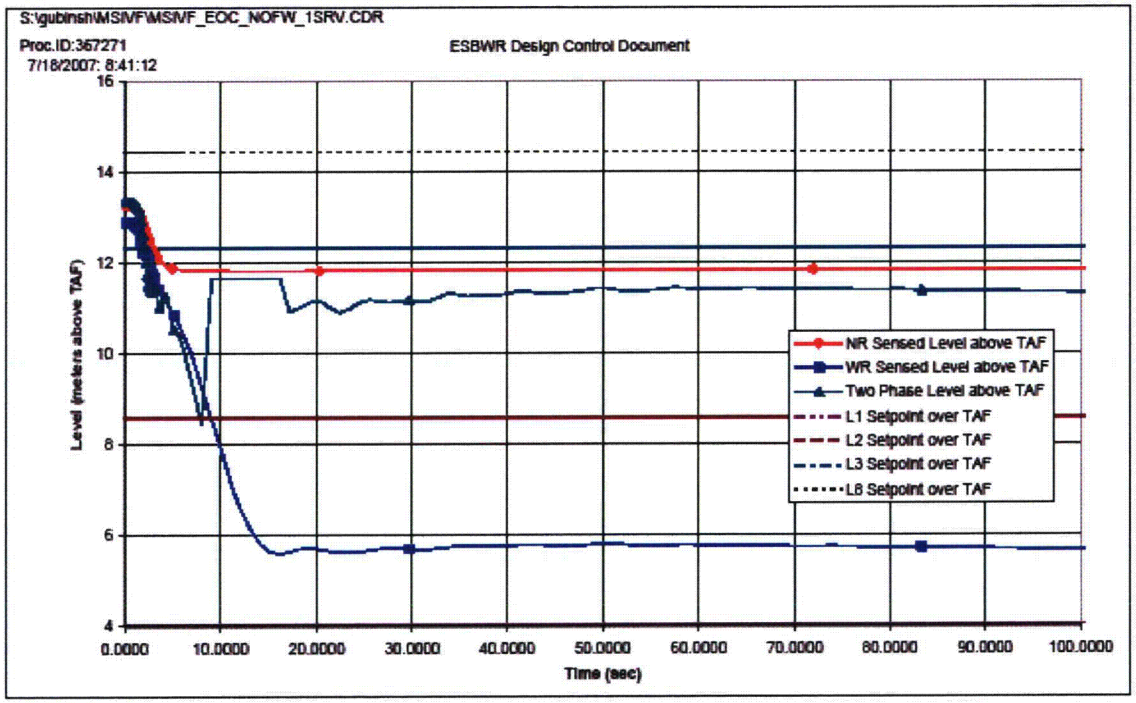

Figure 5.2-4c. MSIV Closure With Flux Scram

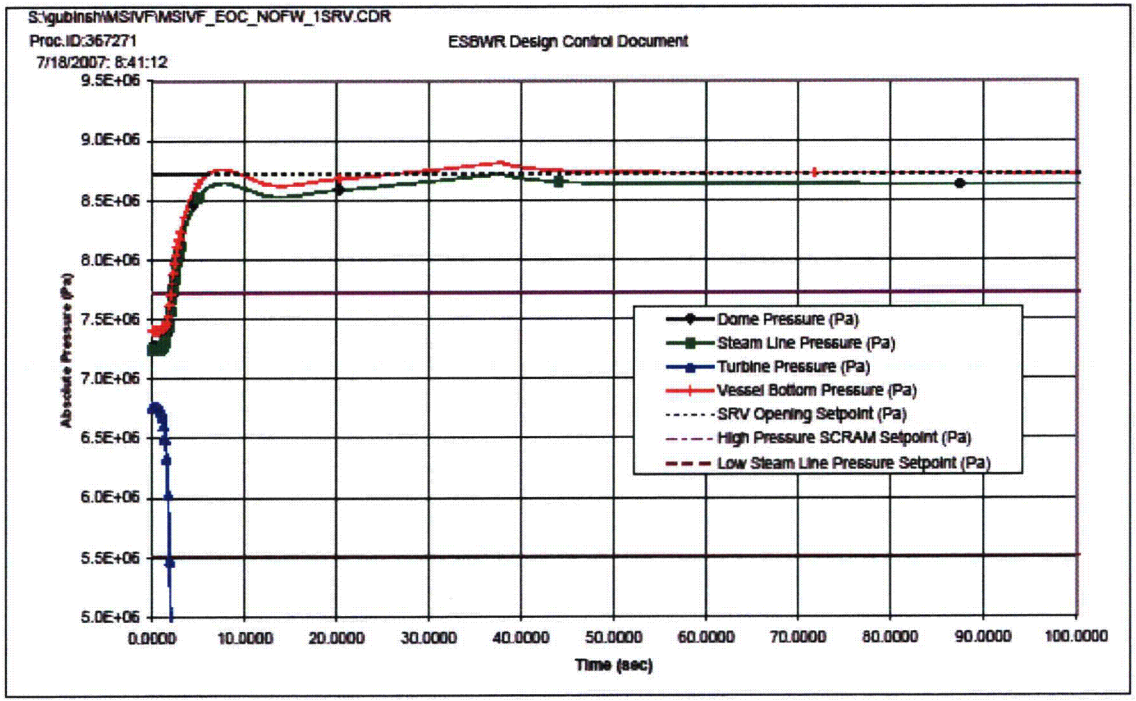

Figure 5.2-4d. MSIV Closure With Flux Scram

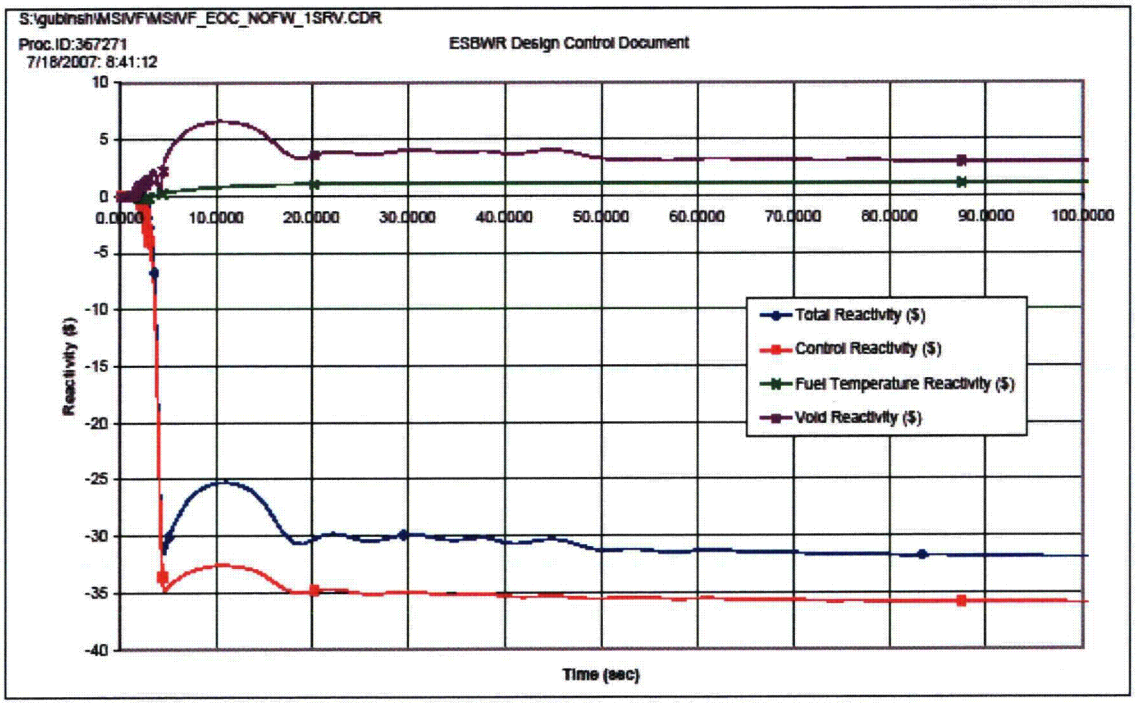

Figure 5.2-4e. MSIV Closure With Flux Scram

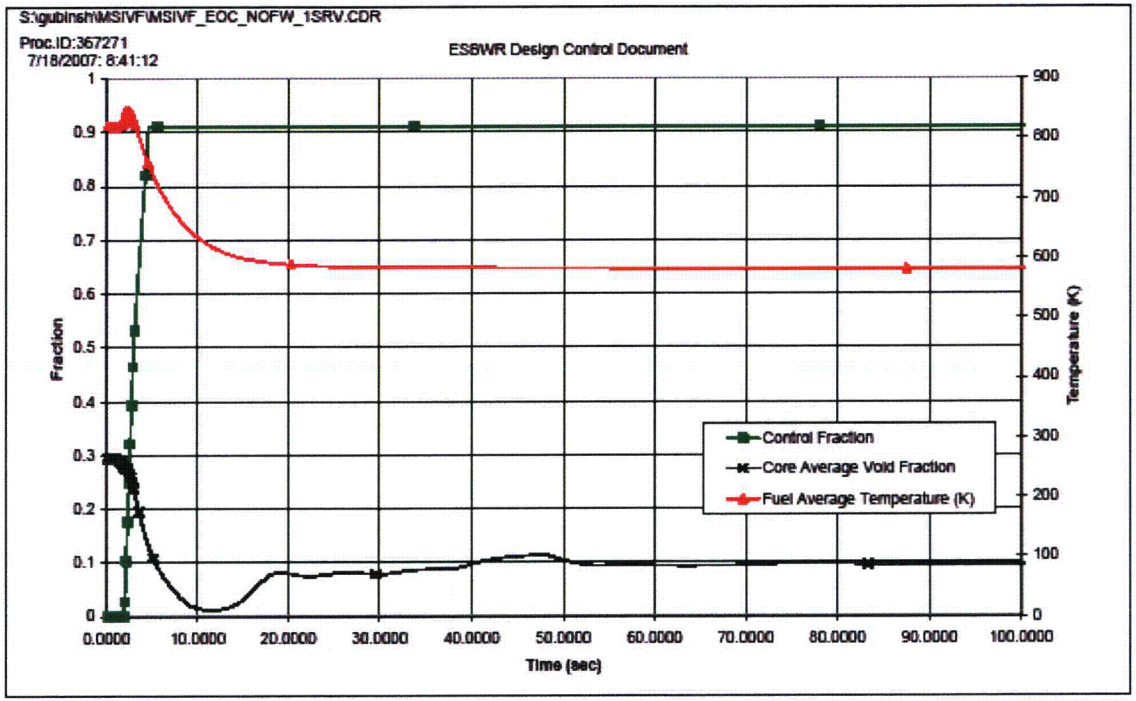

Figure 5.2-4f. MSIV Closure With Flux Scram