







Precip. Int.
(mm/hr)

-  ≥ 22
-  17 - 21
-  11 - 17
-  7 - 11
-  4 - 7
-  1 - 4

Dry Hours: 97.5

Reference: Lee Nuclear Site Data, 12/1/2005 - 11/30/2006.

WLS COL 2.3-2

WILLIAM STATES LEE III NUCLEAR STATION UNITS 1 & 2	
Lee Nuclear Precipitation Rose (Percent of Total Observations) December	
FIGURE 2.3-271	Rev 0