APPENDIX B

COMPARISON OF SEQUOYAH, WATTS BAR, AND BELLEFONTE NUCLEAR PLANT TOP OF ROCK DESIGN SPECTRA WITH RESPONSE SPECTRA FOR THIRTEEN SELECTED UNITED STATES AND ITALY EARTHQUAKES

LIST OF FIGURES (FOR APPENDIX B)

Comparison of Sequoyah, Watts Bar, and Bellefonte Nuclear Plants Top of Rock Design Spectra With:

B-1	Helena	October 31, 1935	Carroll College	N00E Record - 4% Damping
B-2	Helena	October 31, 1935	Carroll College	N00E Record - 7% Damping
B-3	Helena	October 31, 1935	Carroll College	N90E Record - 4% Damping
B-4	Helena	October 31, 1935	Carroll College	N90E Record - 7% Damping
B-5	San Francisco	March 22, 1957	Golden Gate	N10E Record - 4% Damping
B-6	San Francisco	March 22, 1957	Golden Gate	N10E Record - 7% Damping
B-7	San Francisco	March 22, 1957	Golden Gate	S80E Record - 4% Damping
B-8	San Francisco	March 22, 1957	Golden Gate	S80E Record - 7% Damping
B-9	Parkfield	June 27, 1966	Temblor	N65W Record - 4% Damping
B-10	Parkfield	June 27, 1966	Temblor	N65W Record - 7% Damping
B-11	Parkfield	June 27, 1966	Temblor	S25W Record - 4% Damping
B-12	Parkfield	June 27, 1966	Temblor	S25W Record - 7% Damping
B-13	Lytle Creek	Sept. 12, 1970	Allen Ranch	S05W Record - 4% Damping
B-14	Lytle Creek	Sept. 12, 1970	Allen Ranch	S05W Record - 7% Damping
B-15	Lytle Creek	Sept. 12, 1970	Allen Ranch	S85E Record - 4% Damping
B-16	Lytle Creek	Sept. 12, 1970	Allen Ranch	S85E Record - 7% Damping
B-17	Lytle Creek	Sept. 12, 1970	Devils Canyon	S00E Record - 4% Damping
B-18	Lytle Creek	Sept. 12, 1970	Devils Canyon	S00E Record - 7% Damping
B-19	Lytle Creek	Sept. 12, 1970	Devils Canyon	S90E Record - 4% Damping

B-20	Lytle Creek	Sept. 12; 1970		Devils Canyon	S90E	Record - 7%	Damping
B-21	Oroville	August 1, 1975		Oroville Dam	N37E	Record - 4%	Damping
B-22	Oroville	August 1, 1975		Oroville Dam	N37E	Record - 7%	Damping
B-23	Oroville	August 1, 1975		Oroville Dam	N53W	Record - 4%	Damping
B-24	Oroville	August 1, 1975		Oroville Dam	N53W	Record - 7%	Damping
B-25	Friuli	May 6, 1976		Tolmezzo (038)	N-S	Record - 4%	Damping
B-26	Friuli	May 6, 1976		Tolmezzo (038)	N-S	Record - 7%	Damping
B-27	Friuli	May 6, 1976		Tolmezzo (038)	E-W	Record - 4%	Damping
B-28	Friuli	May 6, 1976		Tolmezzo (038)	E-W	Record - 7%	Damping
B-29	Friuli	May 9, 1976		Tolmezzo (054)	N-S	Record - 4%	Damping
B-30	Friuli	May 9, 1976		Tolmezzo (054)	N-S	Record - 7%	Damping
B-31	Friuli	May 9, 1976		Tolmezzo (054)	E-W	Record - 4%	Damping
B-32	Friuli	May 9, 1976		Tolmezzo (054)	E-W	Record - 7%	Damping
B-33	Friuli	May 11, 1976		Tolmezzo (063)	N-S	Record - 4%	Damping
B-34	Friuli	May 11, 1976		Tolmezzo (063)	N-S	Record - 7%	Damping
B-35	Friuli	May 11, 1976		Tolmezzo (063)	N-S	Record - 4%	Damping
B-36	Friuli	May 11, 1976		Tolmezzo (063)	E-W	Record - 7%	Damping
B-37	Friuli	Sept. 11, 1976	16:31	S. Rocco (132)	N-S	Record - 4%	Damping
B-38	Friuli	Sept. 11, 1976	16:31	S. Rocco (132)	N-S	Record - 7%	Damping

B-39	Friuli	Sept. 11, 1976	16:31	S. Rocco (132)	E-W	Record - 4%	Damping
B-40	Friuli	Sept. 11, 1976	16:31	S. Rocco (132)	E-W	Record - 7%	Damping
B-41	Friuli	Sept. 11, 1976	16:35	S. Rocco (139)	N-S	Record - 4%	Damping
B-42	Friuli	Sept. 11, 1976	16:35	S. Rocco (139)	N-S	Record - 7%	Damping
B-43	Friuli	Sept. 11, 1976	16:35	S. Rocco (139)	E-W	Record - 4%	Damping
B-44	Friuli	Sept. 11, 1976	16:35	S. Rocco (139)	E-W	Record - 7%	Damping
B-45	Friuli	Sept. 15, 1976	3:15	S. Rocco (153)	N-S	Record - 4%	Damping
B-46	Friuli	Sept. 15, 1976	3:15	S. Rocco (153)	N-S	Record - 7%	Damping
B-47	Friuli	Sept. 15, 1976	3:15	S. Rocco (153)	E-W	Record - 4%	Damping
B-48	Friuli	Sept. 15, 1976	3:15	S. Rocco (153)	E-W	Record - 7%	Damping
B-49	Friuli	Sept. 15, 1976	9:21	S. Rocco (169)	N-S	Record - 4%	Damping
B-50	Friuli	Aept. 15, 1976	9:21	S. Rocco (169)	N-S	Record - 7%	Damping
B-51	Friuli	Sept. 15, 1976	9:21	S. Rocco (169)	E-W	Record - 4%	Damping
B-52	Friuli	Sept. 15, 1976	9:21	S. Rocco (169)	E-W	Record - 7%	Damping
B-53	Mean of Six United States Earthquakes - 4% Damping						
B-54	Mean of Six United States Earthquakes - 7% Damping						
B-55	Mean of Seven Friuli, Italy Earthquakes - 4% Damping						
B-56	Mean of Seven Friuli, Italy Earthquakes - 7% Damping						
B-57	Mean of Thirteen United States and Italy Earthquakes - 4% Damping						
B-58	Mean of Thirteen Unites States and Italy Earthquakes - 7% Damping						

COMPARISON OF SEQUOYAH, WATTS BAR, AND BELLEFONTE NUCLEAR PLANTS TOP OF ROCK DESIGN SPECTRA WITH HELENA OCT 31,1935 CARROLL COLLEGE NOOE RECORD

SEQUOYAH - 1% DAMPING
WATTS BAR - 1% DAMPING
BELLEFONTE - 4% DAMPING
CARROLL COLLEGE - 4% DAMPING

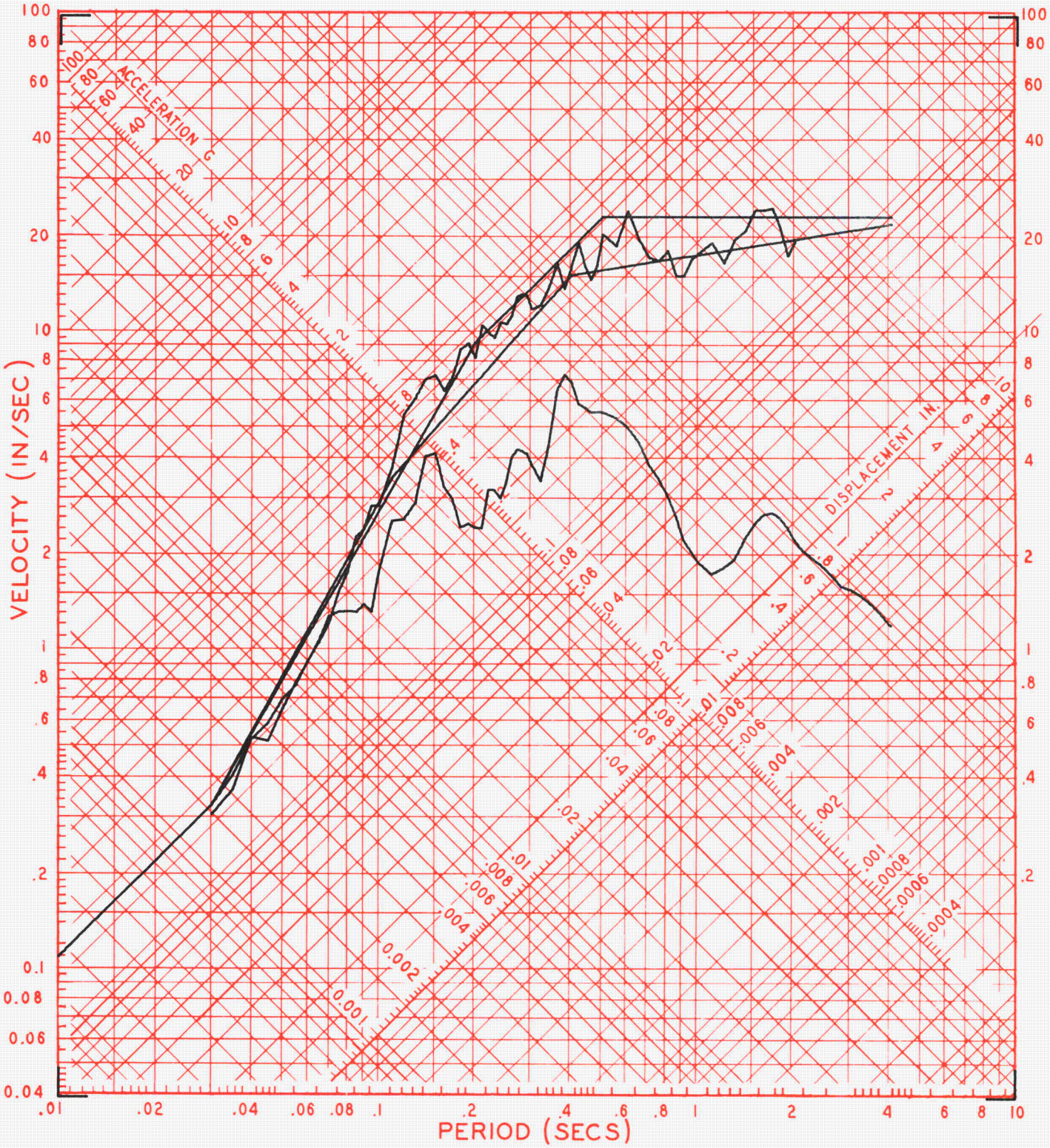

FIGURE B-1

COMPARISON OF SEQUOYAH, WATTS BAR, AND BELLEFONTE NUCLEAR PLANTS TOP OF ROCK DESIGN SPECTRA WITH HELENA OCT 31,1935 CARROLL COLLEGE NOOE RECORD

SEQUOYAH - 5% DAMPING
WATTS BAR - 5% DAMPING
BELLEFONTE - 7% DAMPING
CARROLL COLLEGE - 7% DAMPING

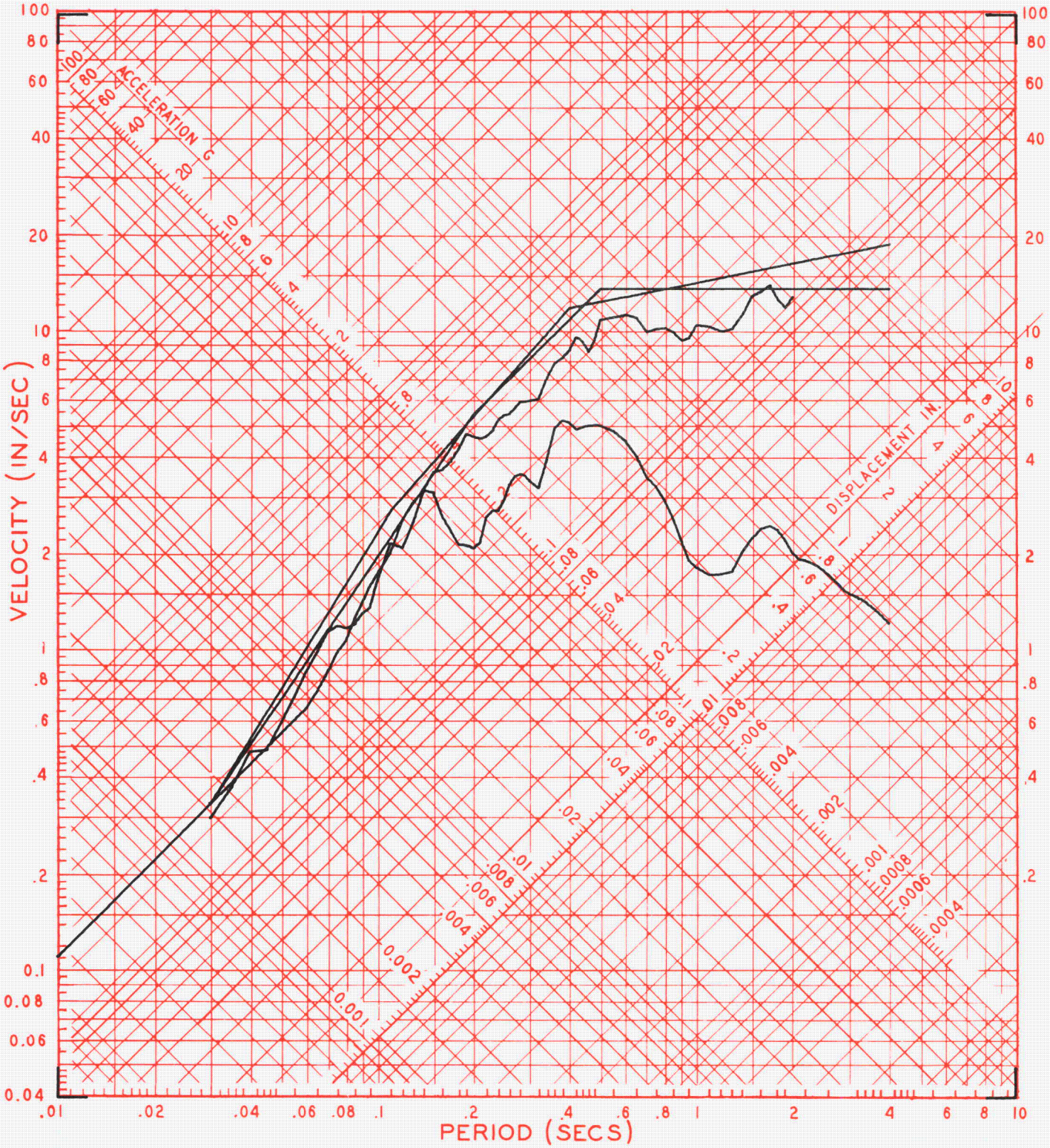

FIGURE B-2

COMPARISON OF SEQUOYAH, WATTS BAR, AND BELLEFONTE NUCLEAR PLANTS TOP OF ROCK DESIGN SPECTRA WITH HELENA OCT 31,1935 CARROLL COLLEGE N90E RECORD

SEQUOYAH - 1% DAMPING
WATTS BAR - 1% DAMPING
BELLEFONTE - 4% DAMPING
CARROLL COLLEGE - 4% DAMPING

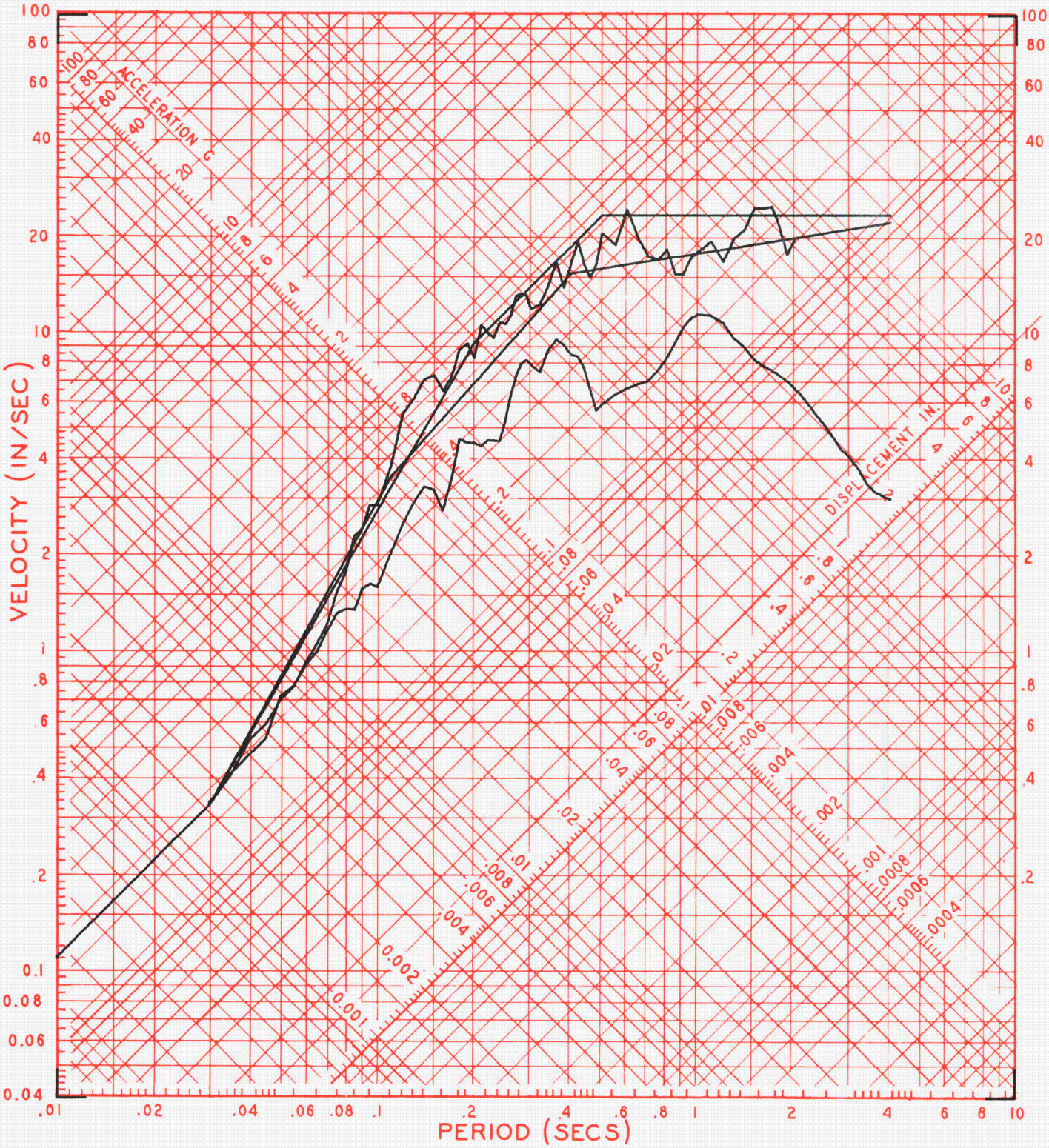

FIGURE B-3

COMPARISON OF SEQUOYAH, WATTS BAR, AND BELLEFONTE NUCLEAR PLANTS TOP OF ROCK DESIGN SPECTRA WITH HELENA OCT 31,1935 CARROLL COLLEGE N90E RECORD

SEQUOYAH - 5% DAMPING
WATTS BAR - 5% DAMPING
BELLEFONTE - 7% DAMPING
CARROLL COLLEGE - 7% DAMPING

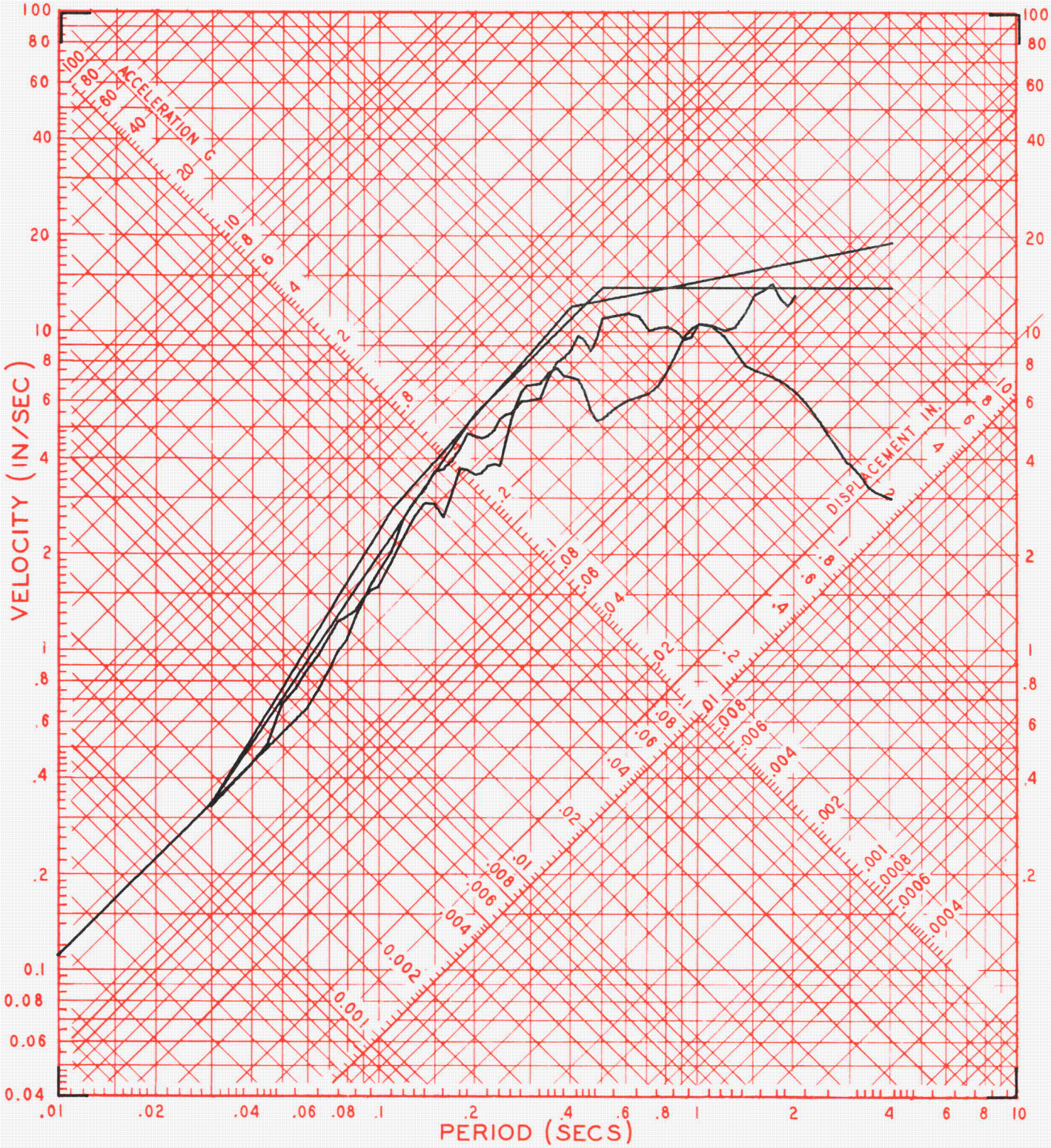

FIGURE B-4

COMPARISON OF SEQUOYAH, WATTS BAR, AND BELLEFONTE NUCLEAR PLANTS TOP OF ROCK DESIGN SPECTRA WITH SAN FRANCISCO MAR 22,1957 GOLDEN GATE N10E RECORD

SEQUOYAH - 1% DAMPING
WATTS BAR - 1% DAMPING
BELLEFONTE - 4% DAMPING
GOLDEN GATE - 4% DAMPING

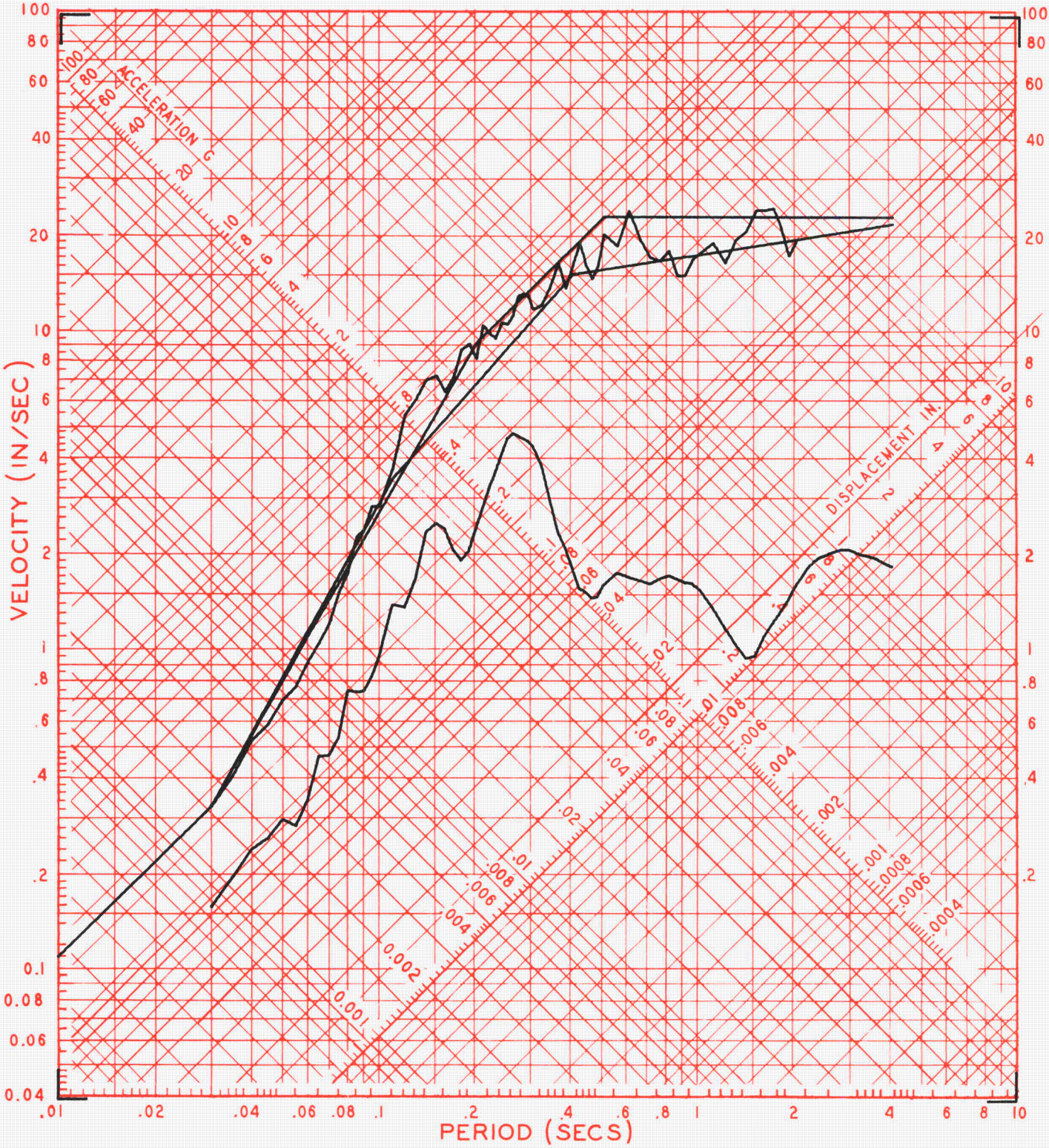

FIGURE B-5

COMPARISON OF SEQUOYAH, WATTS BAR, AND BELLEFONTE NUCLEAR PLANTS TOP OF ROCK DESIGN SPECTRA WITH SAN FRANCISCO MAR 22,1957 GOLDEN GATE N10E RECORD

SEQUOYAH - 5% DAMPING
WATTS BAR - 5% DAMPING
BELLEFONTE - 7% DAMPING
GOLDEN GATE - 7% DAMPING

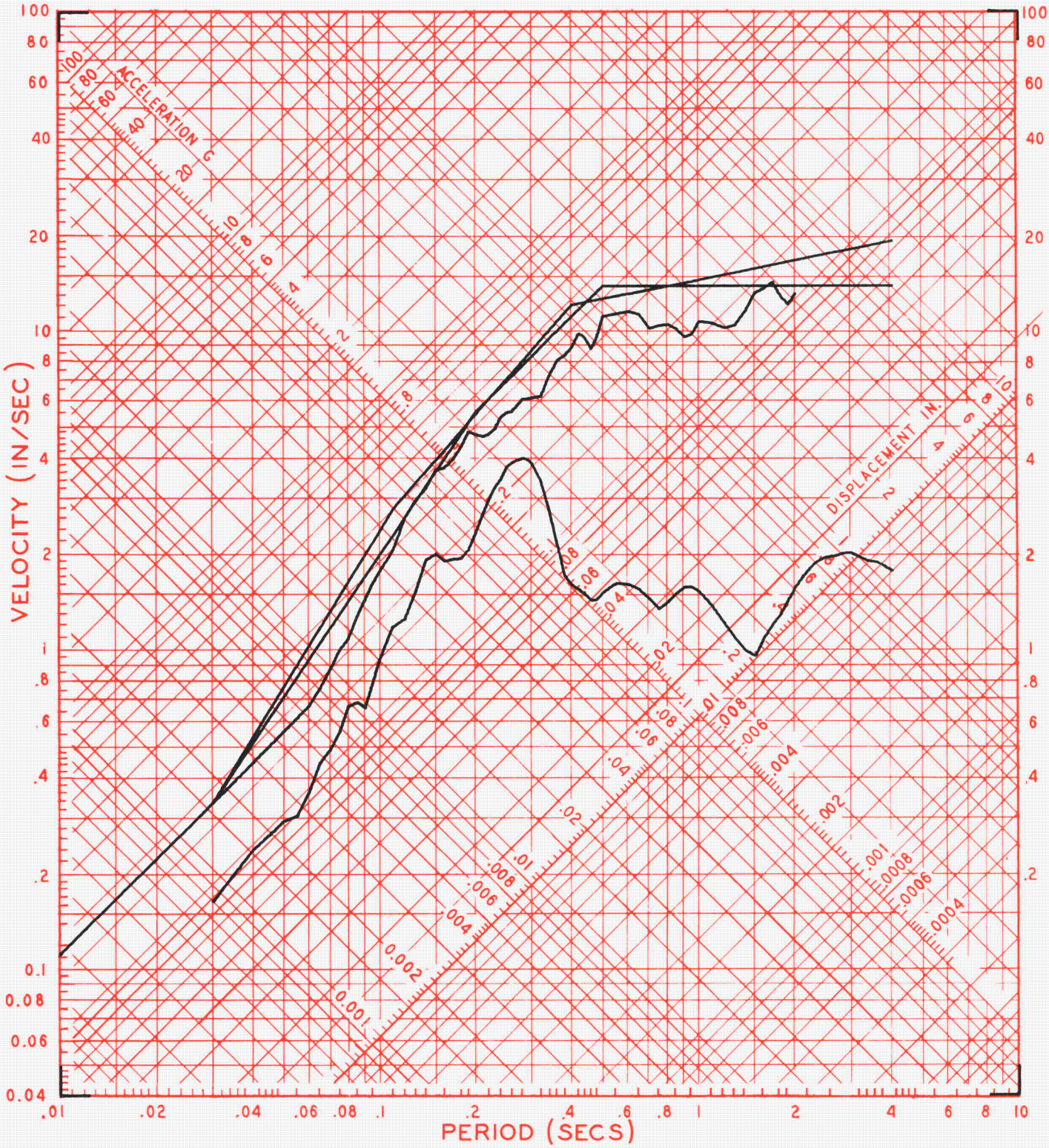

FIGURE B-6

COMPARISON OF SEQUOYAH, WATTS BAR, AND BELLEFONTE NUCLEAR PLANTS TOP OF ROCK DESIGN SPECTRA WITH SAN FRANCISCO MAR 22,1957 GOLDEN GATE S80E RECORD

SEQUOYAH - 1% DAMPING
WATTS BAR - 1% DAMPING
BELLEFONTE - 4% DAMPING
GOLDEN GATE - 4% DAMPING

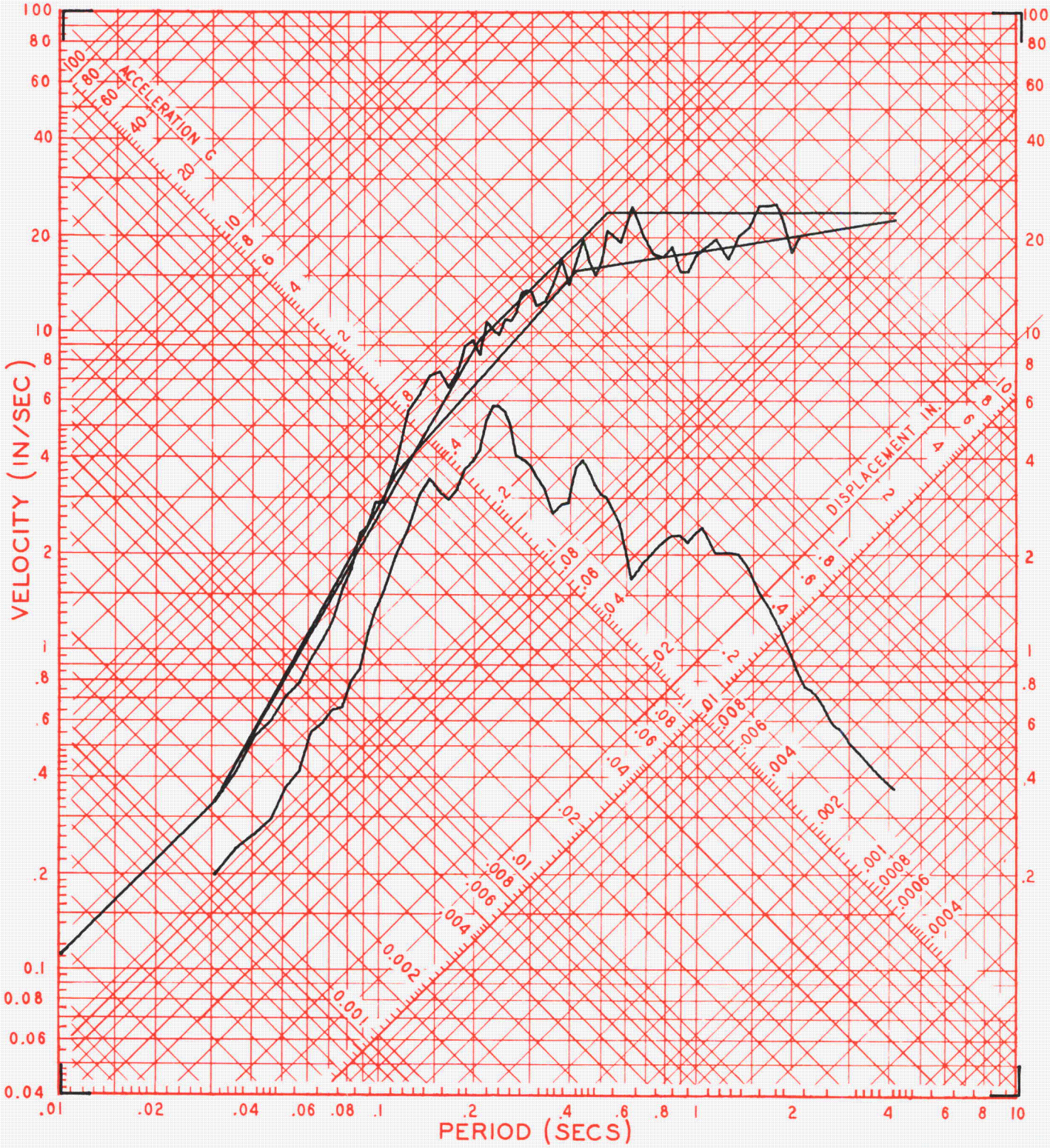

FIGURE B-7

COMPARISON OF SEQUOYAH, WATTS BAR, AND BELLEFONTE NUCLEAR PLANTS TOP OF ROCK DESIGN SPECTRA WITH SAN FRANCISCO MAR 22,1957 GOLDEN GATE S80E RECORD

SEQUOYAH - 5% DAMPING
WATTS BAR - 5% DAMPING
BELLEFONTE - 7% DAMPING
GOLDEN GATE - 7% DAMPING

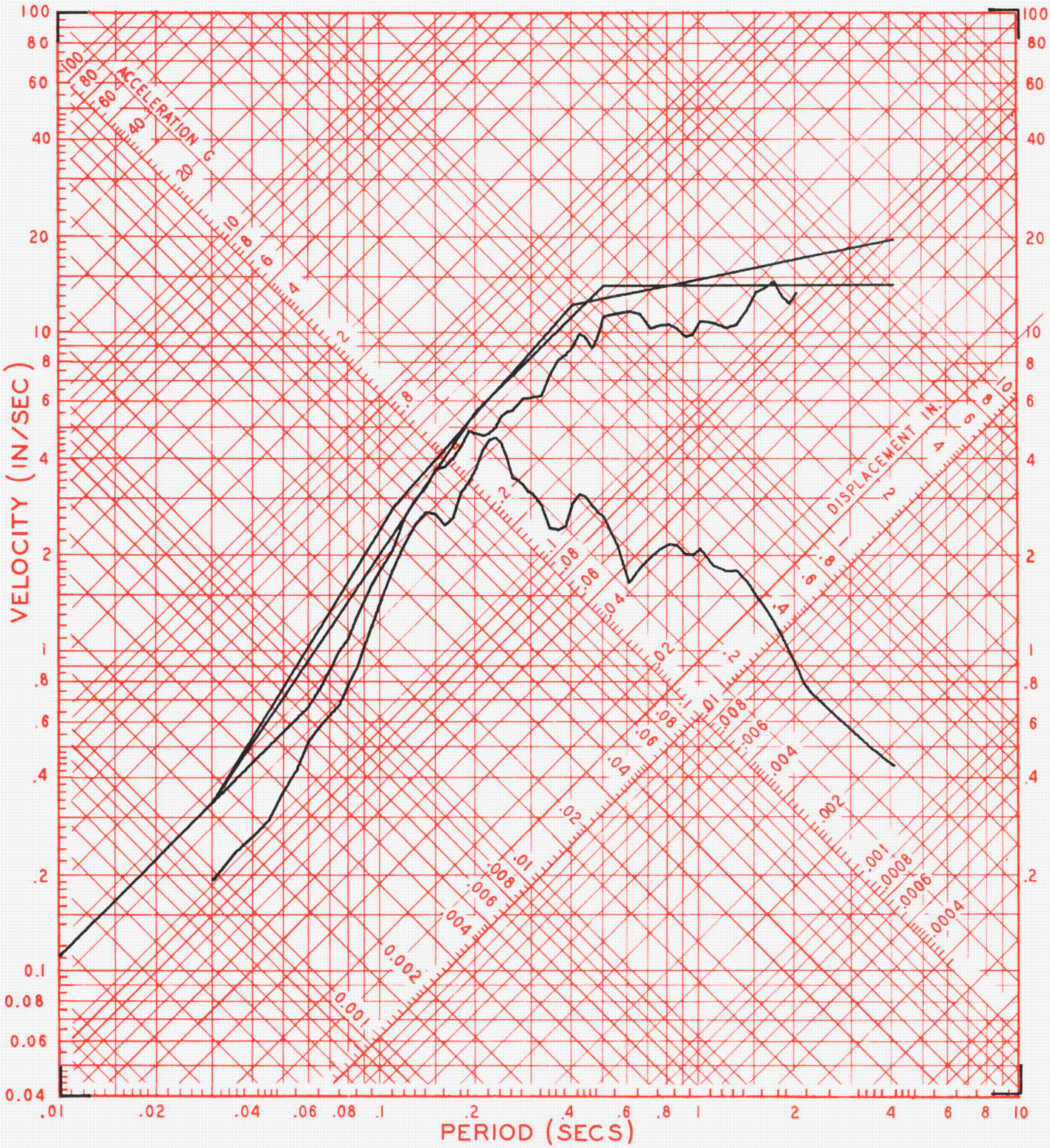

FIGURE B-8

COMPARISON OF SEQUOYAH, WATTS BAR, AND BELLEFONTE NUCLEAR PLANTS TOP OF ROCK DESIGN SPECTRA WITH PARKFIELD JUNE 27,1966 TEMBLOR N65W RECORD

SEQUOYAH - 1% DAMPING
WATTS BAR - 1% DAMPING
BELLEFONTE - 4% DAMPING
TEMBLOR - 4% DAMPING

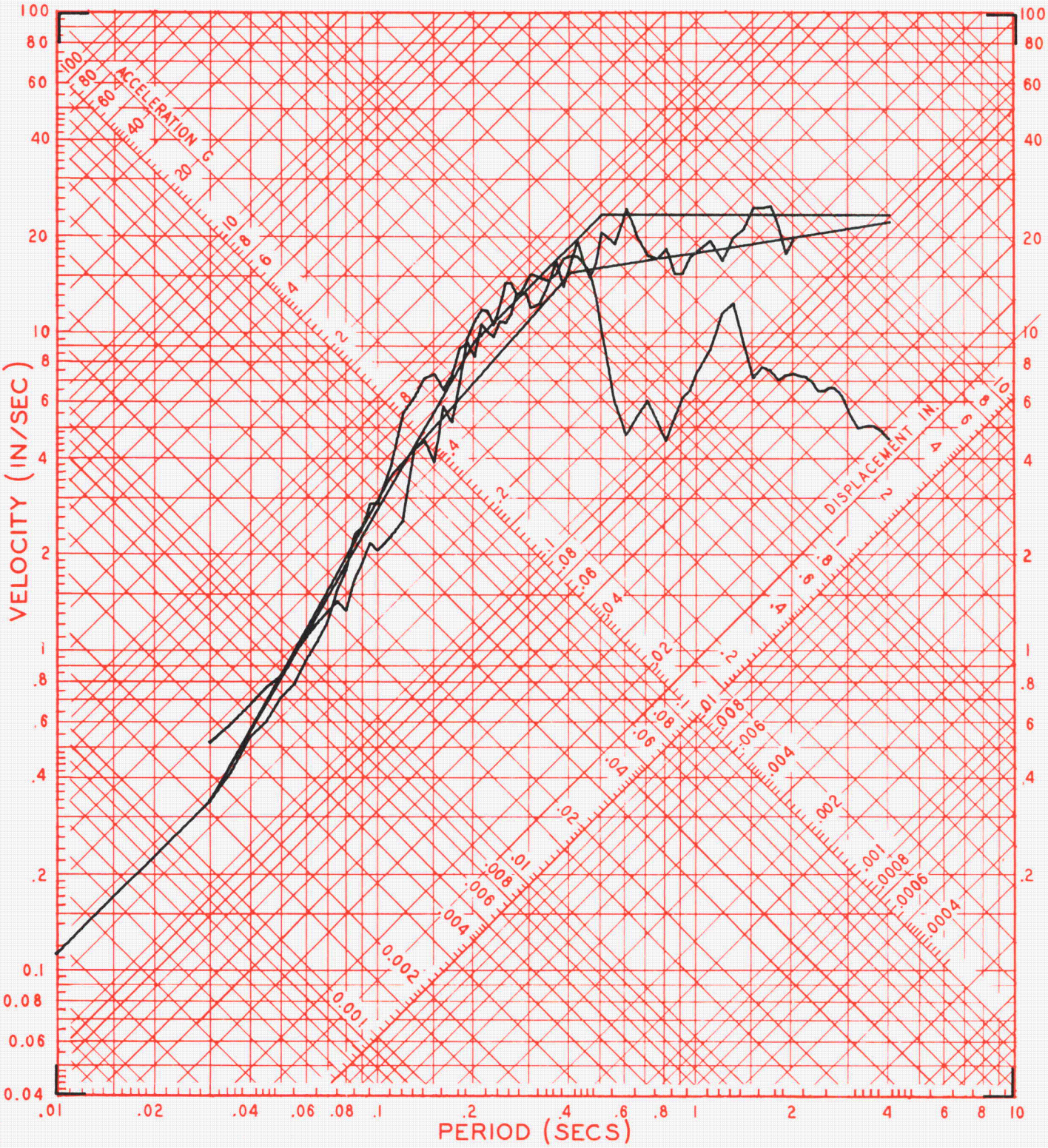

FIGURE B-9

COMPARISON OF SEQUOYAH, WATTS BAR, AND BELLEFONTE NUCLEAR PLANTS TOP OF ROCK DESIGN SPECTRA WITH PARKFIELD JUNE 27,1966 TEMBLOR N65W RECORD

SEQUOYAH - 5% DAMPING
WATTS BAR - 5% DAMPING
BELLEFONTE - 7% DAMPING
TEMBLOR - 7% DAMPING

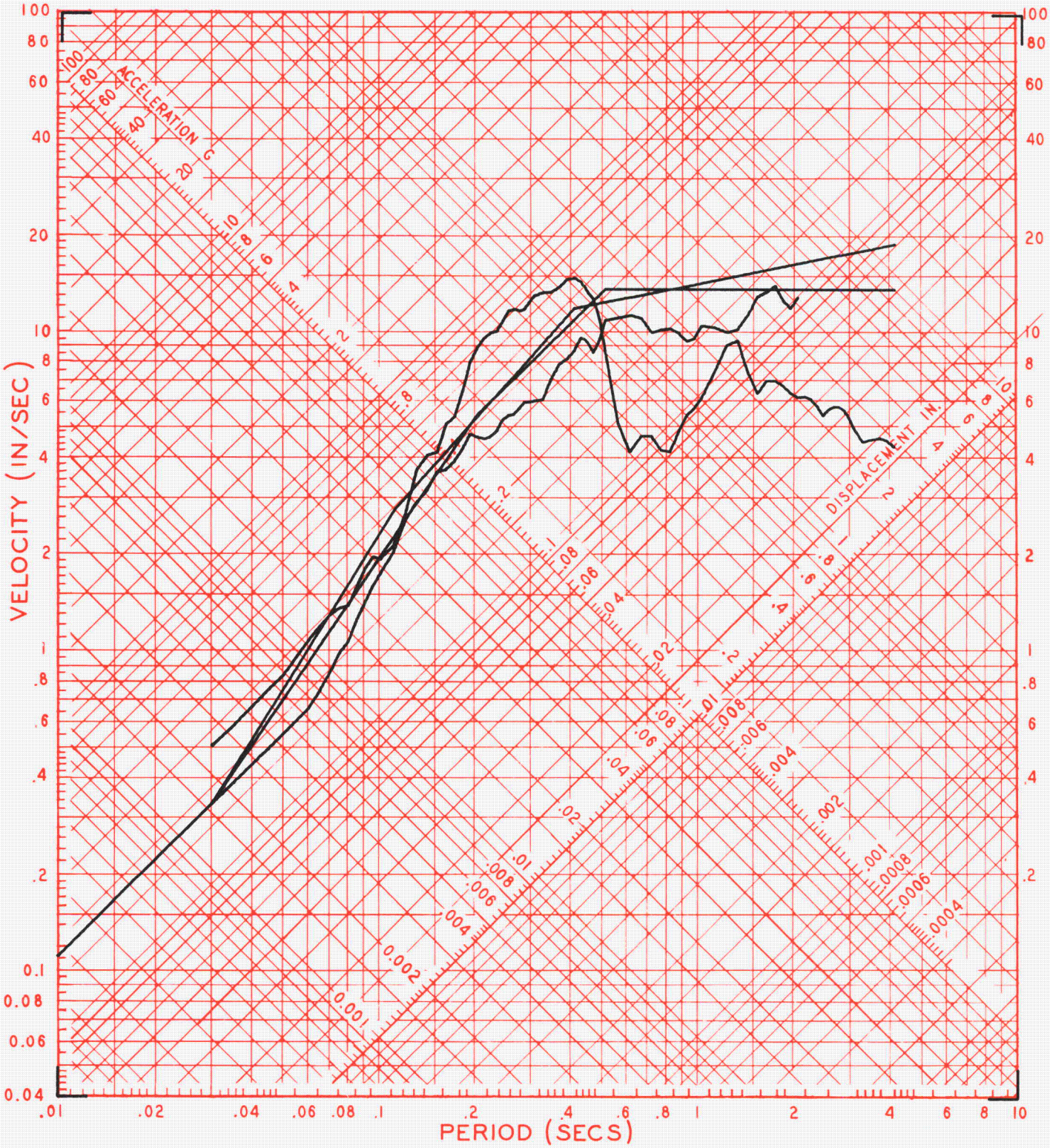

FIGURE B-10

COMPARISON OF SEQUOYAH, WATTS BAR, AND BELLEFONTE NUCLEAR PLANTS TOP OF ROCK DESIGN SPECTRA WITH PARKFIELD JUNE 27,1966 TEMBLOR S25W RECORD

SEQUOYAH - 1% DAMPING
WATTS BAR - 1% DAMPING
BELLEFONTE - 4% DAMPING
TEMBLOR - 4% DAMPING

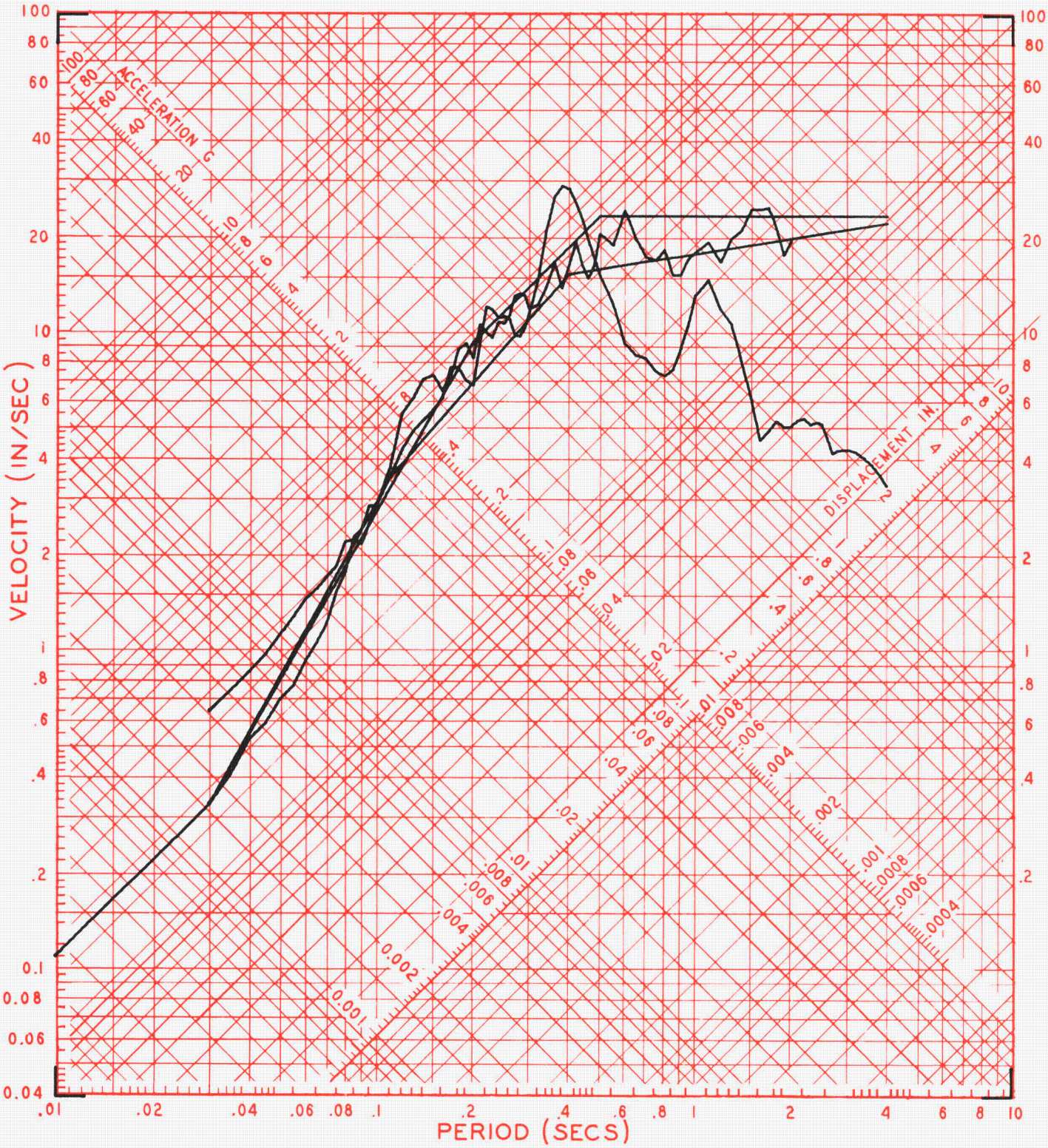

FIGURE B-11

COMPARISON OF SEQUOYAH, WATTS BAR, AND BELLEFONTE NUCLEAR PLANTS TOP OF ROCK DESIGN SPECTRA WITH PARKFIELD JUNE 27,1966 TEMBLOR S25W RECORD

SEQUOYAH - 5% DAMPING
WATTS BAR - 5% DAMPING
BELLEFONTE - 7% DAMPING
TEMBLOR - 7% DAMPING

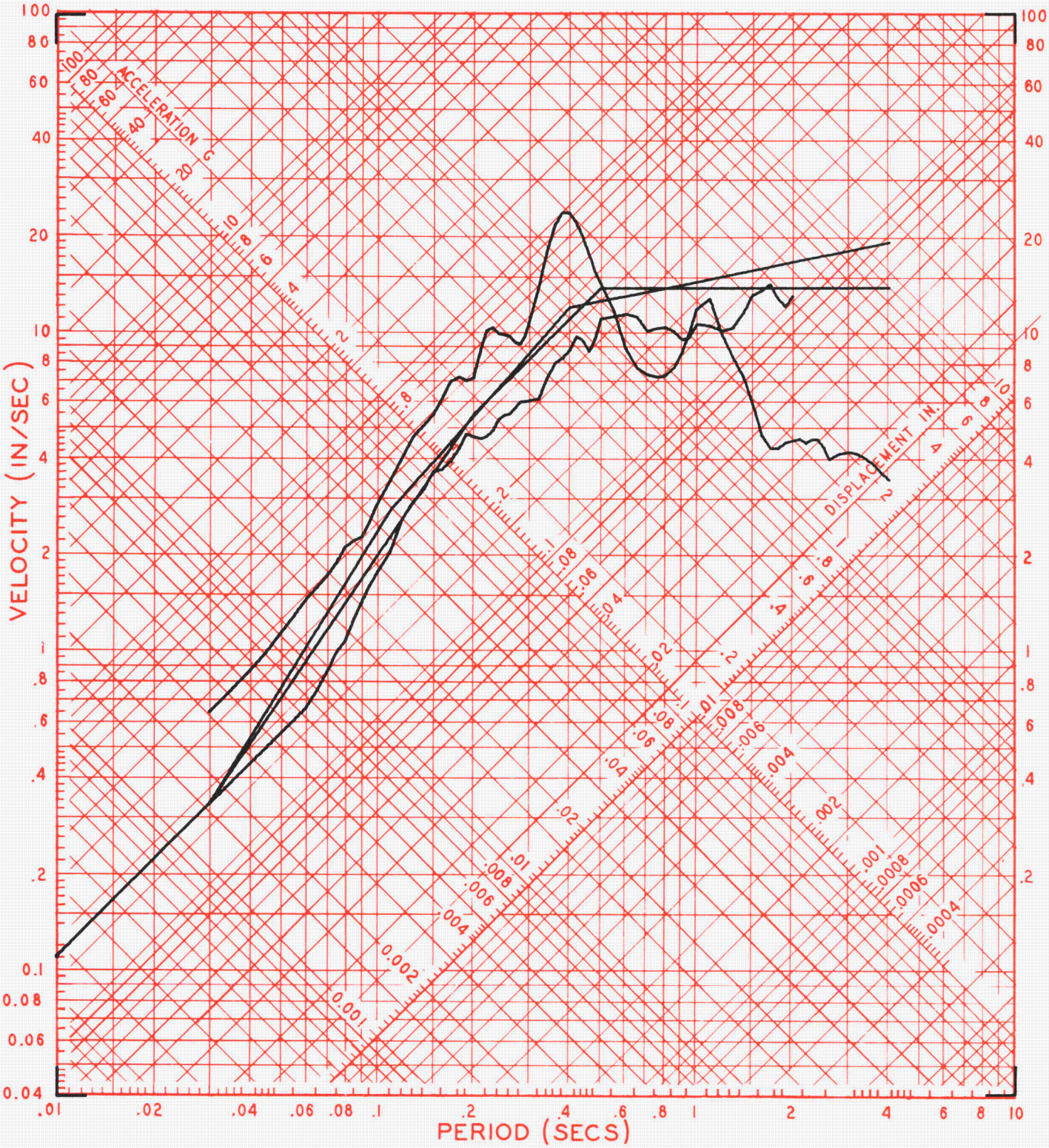

FIGURE B-12

COMPARISON OF SEQUOYAH, WATTS BAR, AND BELLEFONTE NUCLEAR PLANTS TOP OF ROCK DESIGN SPECTRA WITH LYTLE CREEK SEPT 12,1970 ALLEN RANCH S05W RECORD

SEQUOYAH - 1% DAMPING
WATTS BAR - 1% DAMPING
BELLEFONTE - 4% DAMPING
ALLEN RANCH - 4% DAMPING

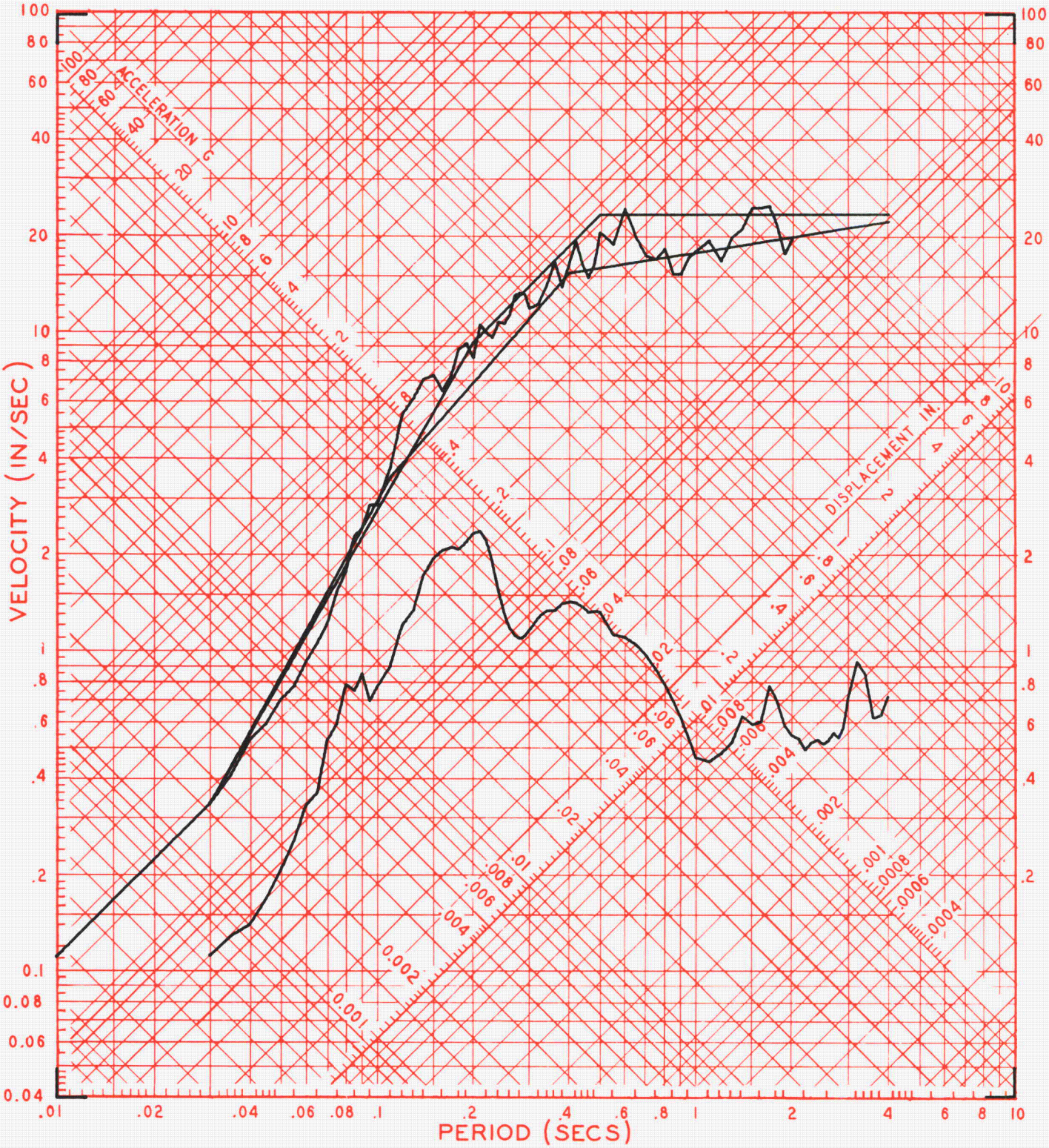

FIGURE B-13

COMPARISON OF SEQUOYAH, WATTS BAR, AND BELLEFONTE NUCLEAR PLANTS TOP OF ROCK DESIGN SPECTRA WITH LYTLE CREEK SEPT 12,1970 ALLEN RANCH S05W RECORD

SEQUOYAH - 5% DAMPING
WATTS BAR - 5% DAMPING
BELLEFONTE - 7% DAMPING
ALLEN RANCH - 7% DAMPING

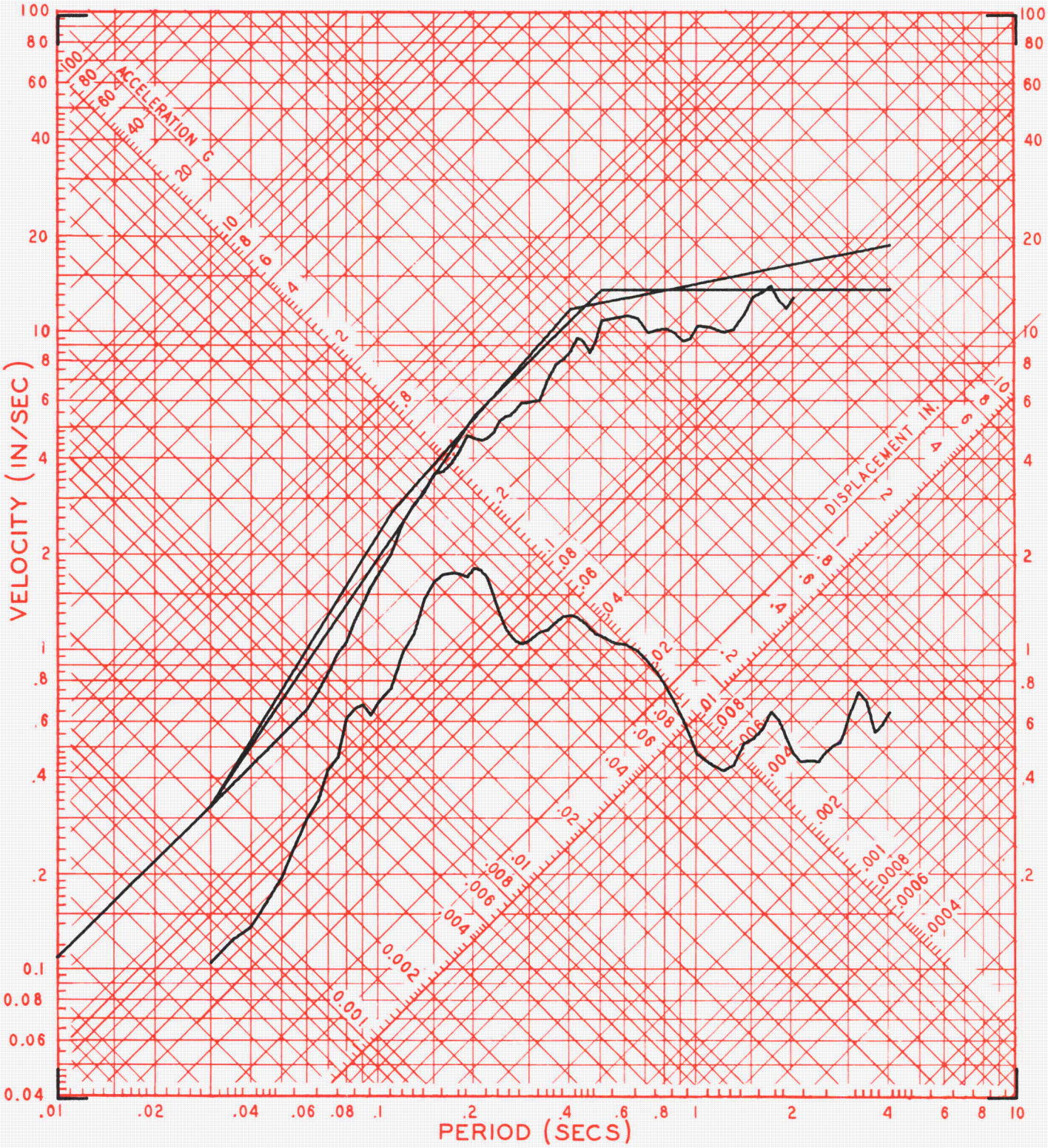

FIGURE B-14

COMPARISON OF SEQUOYAH, WATTS BAR, AND BELLEFONTE NUCLEAR PLANTS TOP OF ROCK DESIGN SPECTRA WITH LYTLE CREEK SEPT 12,1970 ALLEN RANCH S85E RECORD

SEQUOYAH - 1% DAMPING
WATTS BAR - 1% DAMPING
BELLEFONTE - 4% DAMPING
ALLEN RANCH - 4% DAMPING

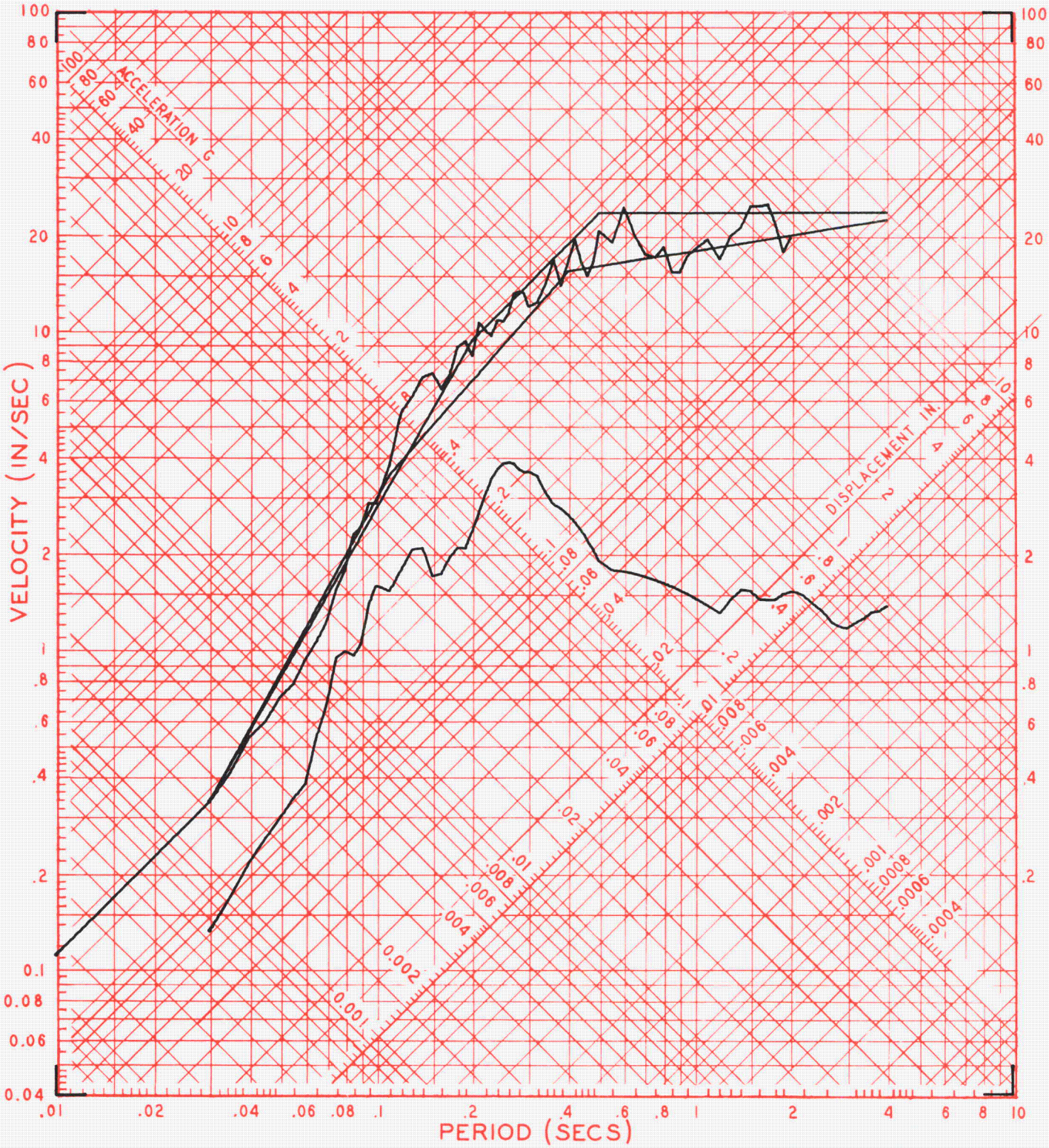

FIGURE B-15

COMPARISON OF SEQUOYAH, WATTS BAR, AND BELLEFONTE NUCLEAR PLANTS TOP OF ROCK DESIGN SPECTRA WITH LYTLE CREEK SEPT 12,1970 ALLEN RANCH S85E RECORD

SEQUOYAH - 5% DAMPING
WATTS BAR -5% DAMPING
BELLEFONTE - 7% DAMPING
ALLEN RANCH - 7% DAMPING

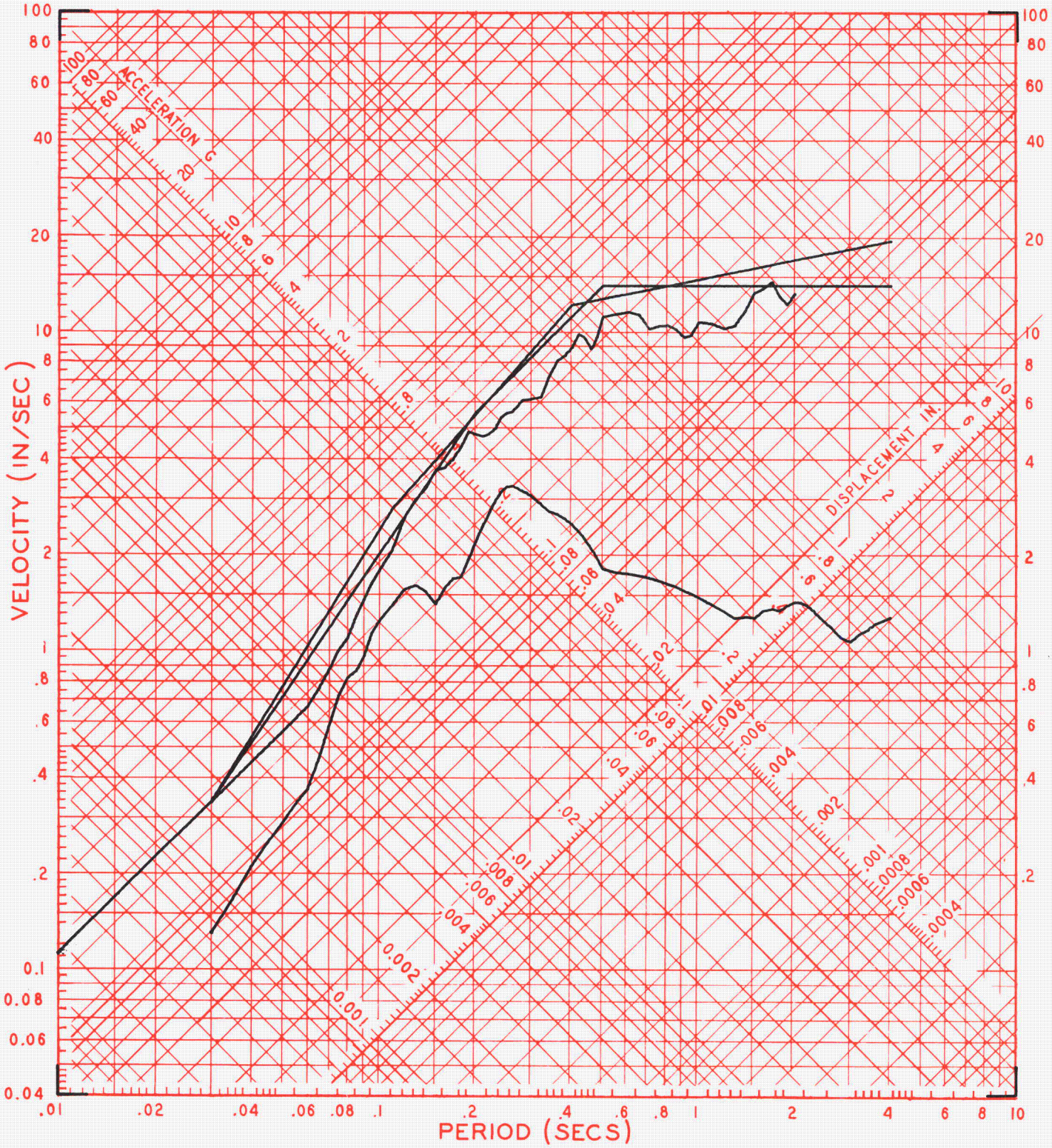

FIGURE B-16

COMPARISON OF SEQUOYAH, WATTS BAR, AND BELLEFONTE NUCLEAR PLANTS TOP OF ROCK DESIGN SPECTRA WITH LYTLE CREEK SEPT 12,1970 DEVILS CANYON SOOE RECORD

SEQUOYAH - 1% DAMPING
WATTS BAR - 1% DAMPING
BELLEFONTE - 4% DAMPING
DEVILS CANYON - 4% DAMPING

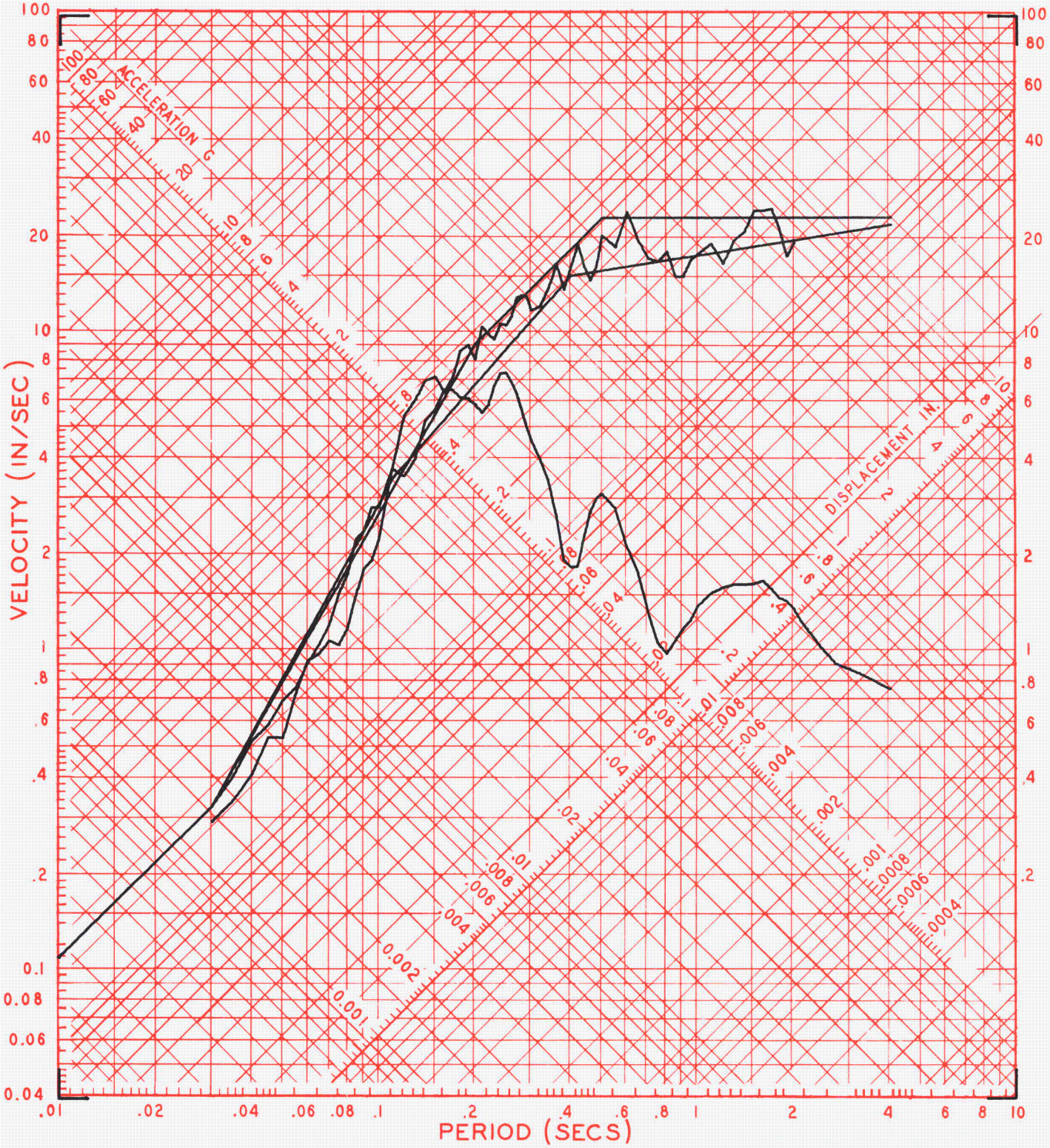

FIGURE B-17

COMPARISON OF SEQUOYAH, WATTS BAR, AND BELLEFONTE NUCLEAR PLANTS TOP OF ROCK DESIGN SPECTRA WITH LYTLE CREEK SEPT 12,1970 DEVILS CANYON SOOE RECORD

SEQUOYAH - 5% DAMPING
WATTS BAR - 5% DAMPING
BELLEFONTE - 7% DAMPING
DEVILS CANYON - 7% DAMPING

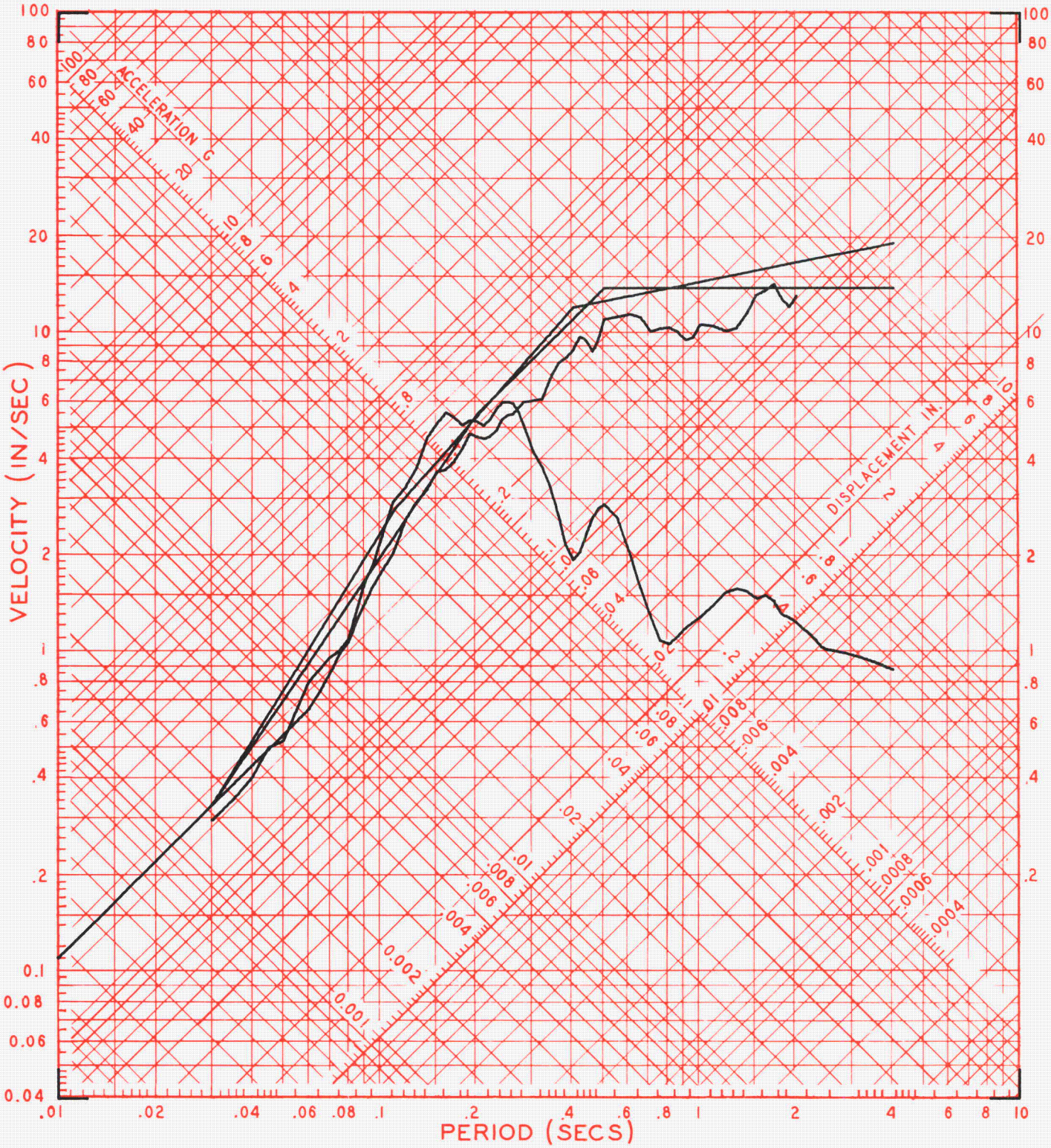

FIGURE B-18

COMPARISON OF SEQUOYAH, WATTS BAR, AND BELLEFONTE NUCLEAR PLANTS TOP OF ROCK DESIGN SPECTRA WITH LYTLE CREEK SEPT 12,1970 DEVILS CANYON S90E RECORD

SEQUOYAH - 1% DAMPING
WATTS BAR - 1% DAMPING
BELLEFONTE - 4% DAMPING
DEVILS CANYON - 4% DAMPING

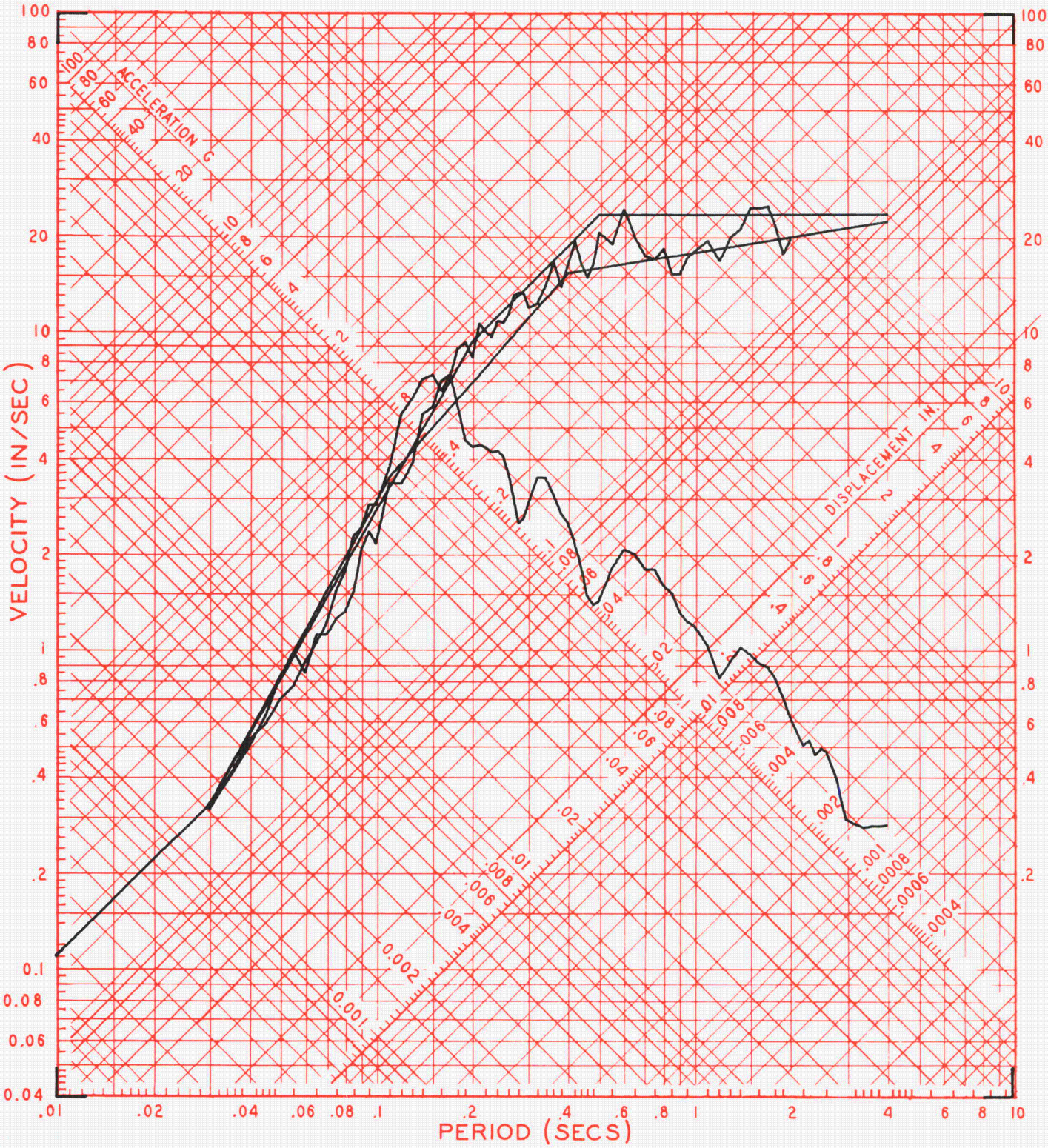

FIGURE B-19