Method: DAILY2 Sample Name: CCB9 Operator: 010709
Run Time: 07/05/07 01:04:14
Comment:
Mode: CONC Corr. Factor: 1

Elem	Ag3280	Al3082	As1890	B_2496	Ba4934	Be3130	Bi2230
Units	ppm	ppm	ppm	ppm	ppm	ppm	ppm
Avge	-.0005	-.0010	.0015	H2.256	.0000	.0002	-.0060
SDev	.0004	.0042	.0004	.136	.0002	.0000	.0076
%RSD	80.15	402.2	24.70	6.021	5490.	14.69	127.7
#1	-.0009	-.0040	.0018	H2.352	.0001	.0002	L-.0114
#2	-.0002	.0019	.0013	H2.160	-.0001	.0002	-.0006
Errors	LC Pass	LC Pass	LC Pass	LC High	LC Pass	LC Pass	LC Pass
High	.0050	.0500	.0050	.0500	.0050	.0050	.0100
Low	-.0050	-.0500	-.0050	-.0500	-.0050	-.0050	-.0100

Elem	Ca3179	Cd2265	Co2286	Cr2677	Cu3247	Fe2714	K_7664
Units	ppm	ppm	ppm	ppm	ppm	ppm	ppm
Avge	-.0002	-.0003	-.0006	.0004	-.0006	-.0168	-.0044
SDev	.0012	.0001	.0004	.0006	.0009	.0012	.0047
%RSD	516.9	24.81	80.14	166.9	140.8	7.366	106.2
#1	-.0011	-.0004	-.0002	.0008	-.0000	-.0177	-.0077
#2	.0006	-.0002	-.0009	-.0001	-.0013	-.0159	-.0011
Errors	LC Pass	LC Pass	LC Pass	LC Pass	LC Pass	LC Pass	LC Pass
High	.0500	.0050	.0050	.0050	.0050	.0500	.1000
Low	-.0500	-.0050	-.0050	-.0050	-.0050	-.0500	-.1000

Elem	La3988	Li6707	Mg2790	Mn2576	Mo2020	Na3302	Na5889
Units	ppm	ppm	ppm	ppm	ppm	ppm	ppm
Avge	-.0014	H.0094	-.0027	.0000	.0003	-.0263	H.0587
SDev	.0003	.0008	.0056	.0001	.0000	.1814	.0052
%RSD	20.40	8.737	206.9	303.5	.1955	689.6	8.808
#1	-.0016	H.0088	-.0067	.0001	.0003	H.1020	H.0550
#2	-.0012	H.0099	.0013	-.0000	.0003	L-.1546	H.0624
Errors	LC Pass	LC High	LC Pass	LC Pass	LC Pass	LC Pass	LC High
High	.0050	.0050	.0500	.0050	.0050	.0500	.0500
Low	-.0050	-.0050	-.0500	-.0050	-.0050	-.0500	-.0500

Elem	Ni2316	P_1782	2203/1	2203/2	Pd3404	S_1820	Sb2068
Units	ppm	ppm	ppm	ppm	ppm	ppm	ppm
Avge	-.0009	-.0045	-.0029	-.0014	-.0038	.0021	-.0031
SDev	.0001	.0128	.0017	.0029	.0026	.0214	.0033
%RSD	6.080	284.0	56.59	204.8	68.93	1041.	106.0
#1	-.0010	.0045	-.0041	.0006	L-.0056	-.0131	-.0008
#2	-.0009	L-.0135	-.0018	-.0035	-.0019	.0172	-.0054
Errors	LC Pass	LC Pass	NOCHECK	NOCHECK	LC Pass	LC Pass	LC Pass
High	.0050	.0100			.0050	.0200	.0100
Low	-.0050	-.0100			-.0050	-.0200	-.0100

Elem	Sc3613	1960/1	1960/2	Si2881	Pb220	Se196	Sn1899

010710

Units	%R	ppm	ppm	ppm	ppm	ppm	ppm
Avge	99.76	.0029	.0032	-.0056	-.0019	.0031	.0000
SDev	.76	.0076	.0017	.0018	.0014	.0037	.0001
%RSD	.7599	257.6	53.99	32.79	72.92	118.2	231.7
#1	100.3	-.0024	.0020	-.0068	-.0009	.0005	.0001
#2	99.23	.0083	.0044	-.0043	-.0029	H.0057	-.0000
Errors	NOCHECK	NOCHECK	NOCHECK	LC Pass	LC Pass	LC Pass	LC Pass
High				.0100	.0050	.0050	.0050
Low				-.0100	-.0050	-.0050	-.0050

Elem	Sr4215	Th2837	Ti3349	Tl1908	U_4090	V_2924	W_2079
Units	ppm	ppm	ppm	ppm	ppm	ppm	ppm
Avge	-.0000	.0053	.0002	.0078	-.0531	.0007	.0006
SDev	.0000	.0030	.0003	.0067	.0052	.0011	.0031
%RSD	50.29	57.15	192.0	85.74	9.777	170.6	507.4
#1	-.0000	.0075	.0004	.0031	-.0568	.0014	-.0016
#2	-.0000	.0032	-.0001	H.0126	-.0495	-.0001	.0028
Errors	LC Pass	LC Pass	LC Pass	LC Pass	LC Pass	LC Pass	LC Pass
High	.0050	.0100	.0050	.0100	.1000	.0050	.0100
Low	-.0050	-.0100	-.0050	-.0100	-.1000	-.0050	-.0100

Elem	Y_3710	Zn2062	Zr3496
Units	ppm	ppm	ppm
Avge	-.0000	-.0004	-.0004
SDev	.0000	.0002	.0009
%RSD	142.9	48.49	250.0
#1	.0000	-.0005	.0003
#2	-.0001	-.0002	-.0010
Errors	LC Pass	LC Pass	LC Pass
High	.0050	.0050	.0050
Low	-.0050	-.0050	-.0050

010711

IntStd	1	2	3	4	5	6	
Mode	*Counts	Time	NOTUSED	NOTUSED	NOTUSED	NOTUSED	NOTUSED
Elem	Sc	--	--	--	--	--	--
Wavlen	361.384	--	--	--	--	--	--
Avge	847281	10000	--	--	--	--	--
SDev	6448.814	.0000000	--	--	--	--	--
%RSD	.7611187	.0000000	--	--	--	--	--
#1	851841	10000	--	--	--	--	--
#2	842721	10000	--	--	--	--	--

Method: DAILY2 Sample Name: 297139IF DF10 Operator:
Run Time: 07/05/07 01:09:01
Comment:
Mode: CONC Corr. Factor: 1

010712

Elem	Ag3280	Al3082	As1890	B_2496	Ba4934	Be3130	Bi2230
Units	ppm	ppm	ppm	ppm	ppm	ppm	ppm
Avge	-.0033	7.135	.0096	352.6	.0735	.0005	.0033
SDev	.0010	.002	.0007	1.0	.0000	.0000	.0043
%RSD	30.76	.0300	7.156	.2701	.0349	.3896	129.5
#1	-.0026	7.133	.0101	352.0	.0735	.0005	.0064
#2	-.0040	7.136	.0091	353.3	.0735	.0005	.0003

Elem	Ca3179	Cd2265	Co2286	Cr2677	Cu3247	Fe2714	K_7664
Units	ppm	ppm	ppm	ppm	ppm	ppm	ppm
Avge	1.426	.0000	-.0001	.0087	.0061	2.714	5.091
SDev	.001	.0003	.0000	.0009	.0002	.024	.011
%RSD	.0616	1143.	11.26	9.886	2.947	.8991	.2088
#1	1.426	.0003	-.0001	.0081	.0060	2.731	5.099
#2	1.425	-.0002	-.0001	.0093	.0063	2.697	5.084

Elem	La3988	Li6707	Mg2790	Mn2576	Mo2020	Na3302	Na5889
Units	ppm	ppm	ppm	ppm	ppm	ppm	ppm
Avge	.0026	74.52	.2763	.0792	-.0035	2.482	5.423
SDev	.0014	.45	.0061	.0000	.0008	.066	.000
%RSD	54.47	.6008	2.207	.0386	24.01	2.646	.0060
#1	.0036	74.20	.2806	.0792	-.0029	2.528	5.423
#2	.0016	74.84	.2720	.0791	-.0041	2.435	5.423

Elem	Ni2316	P_1782	2203/1	2203/2	Pd3404	S_1820	Sb2068
Units	ppm	ppm	ppm	ppm	ppm	ppm	ppm
Avge	.0066	.0323	.0003	-.0010	.0030	.0182	-.0138
SDev	.0016	.0009	.0031	.0019	.0032	.0251	.0002
%RSD	24.03	2.838	1227.	196.2	106.6	138.3	1.751
#1	.0077	.0317	-.0019	.0004	.0053	.0004	-.0140
#2	.0054	.0329	.0024	-.0023	.0007	.0359	-.0136

Elem	Sc3613	1960/1	1960/2	Si2881	Pb220	Se196	Sn1899
Units	%R	ppm	ppm	ppm	ppm	ppm	ppm
Avge	99.18	-.0014	.0045	33.50	-.0006	.0026	.0046
SDev	.58	.0032	.0036	.00	.0002	.0034	.0018
%RSD	.5862	230.9	78.73	.0080	44.50	133.7	37.99
#1	99.60	.0009	.0070	33.50	-.0004	.0050	.0034
#2	98.77	-.0036	.0020	33.50	-.0007	.0001	.0058

Elem	Sr4215	Th2837	Ti3349	Tl1908	U_4090	V_2924	W_2079
Units	ppm	ppm	ppm	ppm	ppm	ppm	ppm
Avge	.0129	.0054	.1461	.0024	-.0035	.0031	-.0004
SDev	.0001	.0014	.0001	.0032	.0462	.0002	.0055
%RSD	.3751	25.40	.0975	130.9	1303.	5.270	1229.
#1	.0129	.0044	.1462	.0002	.0291	.0032	-.0044
#2	.0128	.0063	.1460	.0047	-.0362	.0029	.0035

010713

Elem	Y_3710	Zn2062	Zr3496
Units	ppm	ppm	ppm
Avge	.0029	.0166	.0228
SDev	.0000	.0002	.0002
%RSD	1.024	1.444	.7613
#1	.0028	.0168	.0229
#2	.0029	.0164	.0227

IntStd	1	2	3	4	5	6	7
Mode	*Counts	Time	NOTUSED	NOTUSED	NOTUSED	NOTUSED	NOTUSED
Elem	Sc	--	--	--	--	--	--
Wavlen	361.384	--	--	--	--	--	--
Avge	842421	10000	--	--	--	--	--
SDev	4990.760	.0000000	--	--	--	--	--
%RSD	.5924306	.0000000	--	--	--	--	--
#1	845950	10000	--	--	--	--	--
#2	838892	10000	--	--	--	--	--

Method: DAILY2 Sample Name: 297140IF DF10 Operator:
Run Time: 07/05/07 01:13:47
Comment:
Mode: CONC Corr. Factor: 1

010714

Elem	Ag3280	Al3082	As1890	B_2496	Ba4934	Be3130	Bi2230
Units	ppm	ppm	ppm	ppm	ppm	ppm	ppm
Avge	k-.0039	k7.002	k.0117	376.9	k.0215	.0005	k.0013
SDev	.0006	.033	.0037	.5	.0001	.0000	.0083
%RSD	16.61	.4727	31.50	.1358	.4545	1.258	642.2
#1	-.0034	6.979	.0091	376.5	.0216	.0005	-.0046
#2	k-.0044	k7.026	k.0143	377.3	k.0215	.0005	k.0072

Elem	Ca3179	Cd2265	Co2286	Cr2677	Cu3247	Fe2714	K_7664
Units	ppm	ppm	ppm	ppm	ppm	ppm	ppm
Avge	k2.308	k.0003	k.0005	k.0086	k.0082	k3.200	5.187
SDev	.007	.0003	.0003	.0015	.0003	.002	.060
%RSD	.3100	119.1	76.80	17.22	3.844	.0766	1.163
#1	2.303	.0005	.0007	.0097	.0084	3.199	5.144
#2	k2.313	k.0000	k.0002	k.0076	k.0079	k3.202	5.229

Elem	La3988	Li6707	Mg2790	Mn2576	Mo2020	Na3302	Na5889
Units	ppm	ppm	ppm	ppm	ppm	ppm	ppm
Avge	k-.0012	S46.70	k.2150	.0871	k-.0038	k2.579	k5.629
SDev	.0008	38.37	.0001	.0000	.0005	.008	.040
%RSD	72.20	82.16	.0590	.0398	13.52	.2976	.7021
#1	-.0006	73.82	.2151	.0870	-.0035	2.585	5.601
#2	k-.0018	S19.57	k.2149	.0871	k-.0042	k2.574	k5.657

Elem	Ni2316	P_1782	2203/1	2203/2	Pd3404	S_1820	Sb2068
Units	ppm	ppm	ppm	ppm	ppm	ppm	ppm
Avge	k.0064	k.0363	k.0018	k-.0021	k-.0001	k.0176	k-.0079
SDev	.0004	.0005	.0018	.0023	.0057	.0049	.0064
%RSD	5.630	1.324	100.6	105.8	6875.	27.52	81.87
#1	.0067	.0359	.0030	-.0005	-.0041	.0211	-.0124
#2	k.0061	k.0366	k.0005	k-.0037	k.0039	k.0142	k-.0033

Elem	Sc3613	1960/1	1960/2	Si2881	Pb220	Se196	Sn1899
Units	%R	ppm	ppm	ppm	ppm	ppm	ppm
Avge	101.6	k-.0054	k.0020	k35.41	k-.0008	k-.0004	k.0033
SDev	1.5	.0005	.0018	.08	.0021	.0014	.0000
%RSD	1.446	8.890	90.47	.2166	255.7	327.6	.6305
#1	100.6	-.0050	.0033	35.36	.0007	.0006	.0034
#2	102.7	k-.0057	k.0007	k35.47	k-.0023	k-.0014	k.0033

Elem	Sr4215	Th2837	Ti3349	Tl1908	U_4090	V_2924	W_2079
Units	ppm	ppm	ppm	ppm	ppm	ppm	ppm
Avge	k.0091	k.0048	k.0840	k.0029	k-.0116	k.0007	k.0033
SDev	.0000	.0038	.0004	.0015	.0039	.0008	.0019
%RSD	.0217	79.37	.4579	51.70	33.84	119.0	57.18
#1	.0091	.0075	.0843	.0018	-.0088	.0012	.0047
#2	k.0091	k.0021	k.0837	k.0039	k-.0143	k.0001	k.0020

010715

Elem	Y_3710	Zn2062	Zr3496
Units	ppm	ppm	ppm
Avge	k.0032	k.0387	k.0129
SDev	.0002	.0005	.0009
%RSD	5.620	1.365	6.843
#1	.0034	.0383	.0135
#2	k.0031	k.0390	k.0123

IntStd	1	2	3	4	5	6	7
Mode	*Counts	Time	NOTUSED	NOTUSED	NOTUSED	NOTUSED	NOTUSED
Elem	Sc	--	--	--	--	--	--
Wavlen	361.384	--	--	--	--	--	--
Avge	863312	10000	--	--	--	--	--
SDev	12472.66	.0000000	--	--	--	--	--
%RSD	1.444744	.0000000	--	--	--	--	--
#1	854493	10000	--	--	--	--	--
#2	872132	10000	--	--	--	--	--

Analysis Report 07/05/07 01:23:07 AM page 1

Method: DAILY2 Sample Name: 297141IF DF10 Operator: 010716
Run Time: 07/05/07 01:18:33
Comment:
Mode: CONC Corr. Factor: 1

Elem	Ag3280	Al3082	As1890	B_2496	Ba4934	Be3130	Bi2230
Units	ppm	ppm	ppm	ppm	ppm	ppm	ppm
Avge	-.0032	2.724	.0088	351.5	.0393	.0003	.0071
SDev	.0003	.005	.0002	.3	.0000	.0000	.0006
%RSD	9.957	.1723	2.622	.0839	.1089	5.407	8.327
#1	-.0030	2.727	.0089	351.3	.0393	.0004	.0076
#2	-.0034	2.720	.0086	351.7	.0393	.0003	.0067

Elem	Ca3179	Cd2265	Co2286	Cr2677	Cu3247	Fe2714	K_7664
Units	ppm	ppm	ppm	ppm	ppm	ppm	ppm
Avge	1.684	.0003	.0026	.4017	.0093	2.413	1.022
SDev	.002	.0002	.0003	.0001	.0004	.013	.014
%RSD	.1463	80.24	10.90	.0364	3.865	.5217	1.338
#1	1.682	.0001	.0024	.4016	.0096	2.422	1.032
#2	1.686	.0005	.0027	.4018	.0091	2.404	1.012

Elem	La3988	Li6707	Mg2790	Mn2576	Mo2020	Na3302	Na5889
Units	ppm	ppm	ppm	ppm	ppm	ppm	ppm
Avge	-.0035	75.08	.3263	.0632	.0074	.7470	1.677
SDev	.0001	.10	.0001	.0001	.0001	.2811	.006
%RSD	3.010	.1396	.0373	.2195	.8751	37.64	.3463
#1	-.0036	75.15	.3262	.0631	.0074	.9458	1.673
#2	-.0034	75.00	.3264	.0633	.0075	.5482	1.681

Elem	Ni2316	P_1782	2203/1	2203/2	Pd3404	S_1820	Sb2068
Units	ppm	ppm	ppm	ppm	ppm	ppm	ppm
Avge	.1863	.0565	-.0014	-.0045	.0023	.0108	-.0074
SDev	.0018	.0135	.0003	.0012	.0006	.0100	.0065
%RSD	.9717	23.88	18.96	26.32	27.27	93.50	87.11
#1	.1875	.0469	-.0012	-.0054	.0019	.0036	-.0029
#2	.1850	.0660	-.0016	-.0037	.0028	.0179	-.0120

Elem	Sc3613	1960/1	1960/2	Si2881	Pb220	Se196	Sn1899
Units	%R	ppm	ppm	ppm	ppm	ppm	ppm
Avge	98.46	-.0017	-.0038	12.18	-.0035	-.0031	.0012
SDev	.18	.0074	.0010	.03	.0007	.0031	.0007
%RSD	.1861	439.7	27.00	.2705	20.38	102.4	58.15
#1	98.33	-.0069	-.0045	12.20	-.0040	-.0053	.0007
#2	98.59	.0035	-.0031	12.16	-.0030	-.0008	.0017

Elem	Sr4215	Th2837	Ti3349	Tl1908	U_4090	V_2924	W_2079
Units	ppm	ppm	ppm	ppm	ppm	ppm	ppm
Avge	.0186	.0022	.1421	.0069	.0150	.0043	.0057
SDev	.0000	.0000	.0000	.0012	.0009	.0003	.0007
%RSD	.0340	1.582	.0079	17.59	6.200	6.644	11.50
#1	.0186	.0023	.1421	.0061	.0143	.0045	.0062
#2	.0186	.0022	.1420	.0078	.0156	.0041	.0053

010717

Elem	Y_3710	Zn2062	Zr3496
Units	ppm	ppm	ppm
Avge	.0008	.0012	.0080
SDev	.0001	.0000	.0003
%RSD	5.764	2.971	3.257
#1	.0009	.0012	.0082
#2	.0008	.0012	.0078

IntStd	1	2	3	4	5	6	7
Mode	*Counts	Time	NOTUSED	NOTUSED	NOTUSED	NOTUSED	NOTUSED
Elem	Sc	--	--	--	--	--	--
Wavlen	361.384	--	--	--	--	--	--
Avge	836283	10000	--	--	--	--	--
SDev	1639.073	.0000000	--	--	--	--	--
%RSD	.1959951	.0000000	--	--	--	--	--
#1	835124	10000	--	--	--	--	--
#2	837442	10000	--	--	--	--	--

Method: DAILY2 Sample Name: ZZZZZZ Operator:
Run Time: 07/05/07 01:23:19 010718
Comment:
Mode: CONC Corr. Factor: 1

Elem	Ag3280	Al3082	As1890	B_2496	Ba4934	Be3130	Bi2230
Units	ppm	ppm	ppm	ppm	ppm	ppm	ppm
Avge	-.0013	-.0081	.0016	2.847	-.0001	.0002	-.0064
SDev	.0007	.0067	.0060	.024	.0000	.0000	.0018
%RSD	49.02	82.66	374.4	.8584	28.94	12.95	28.29
#1	-.0018	-.0128	.0058	2.864	-.0001	.0002	-.0051
#2	-.0009	-.0034	-.0026	2.830	-.0000	.0002	-.0077

Elem	Ca3179	Cd2265	Co2286	Cr2677	Cu3247	Fe2714	K_7664
Units	ppm	ppm	ppm	ppm	ppm	ppm	ppm
Avge	-.0002	-.0001	.0000	.0003	-.0008	-.0219	-.0079
SDev	.0035	.0001	.0003	.0004	.0002	.0504	.0422
%RSD	2136.	88.07	708.7	139.9	29.71	229.8	533.7
#1	-.0026	-.0002	-.0001	.0000	-.0009	-.0576	-.0378
#2	.0023	-.0000	.0002	.0006	-.0006	.0137	.0220

Elem	La3988	Li6707	Mg2790	Mn2576	Mo2020	Na3302	Na5889
Units	ppm	ppm	ppm	ppm	ppm	ppm	ppm
Avge	-.0021	.0314	-.0124	.0000	-.0003	-.0627	.0666
SDev	.0011	.0282	.0009	.0000	.0001	.4228	.0092
%RSD	53.05	89.76	7.559	1563.	31.82	674.8	13.87
#1	-.0029	.0115	-.0131	-.0000	-.0002	-.3616	.0601
#2	-.0013	.0513	-.0117	.0000	-.0004	.2363	.0731

Elem	Ni2316	P_1782	2203/1	2203/2	Pd3404	S_1820	Sb2068
Units	ppm	ppm	ppm	ppm	ppm	ppm	ppm
Avge	-.0003	-.0070	-.0009	-.0030	-.0034	.0048	.0023
SDev	.0011	.0020	.0017	.0023	.0072	.0023	.0023
%RSD	392.9	28.28	187.0	77.53	211.2	47.51	101.0
#1	.0005	-.0083	.0003	-.0013	-.0085	.0032	.0040
#2	-.0010	-.0056	-.0021	-.0046	.0017	.0065	.0007

Elem	Sc3613	1960/1	1960/2	Si2881	Pb220	Se196	Sn1899
Units	%R	ppm	ppm	ppm	ppm	ppm	ppm
Avge	100.8	.0006	.0023	-.0039	-.0023	.0018	-.0032
SDev	1.4	.0112	.0007	.0053	.0021	.0042	.0011
%RSD	1.428	1907.	31.79	133.5	92.86	238.7	33.76
#1	101.8	.0085	.0029	-.0077	-.0008	.0047	-.0024
#2	99.81	-.0073	.0018	-.0002	-.0037	-.0012	-.0039

Elem	Sr4215	Th2837	Ti3349	Tl1908	U_4090	V_2924	W_2079
Units	ppm	ppm	ppm	ppm	ppm	ppm	ppm
Avge	-.0001	.0020	.0001	.0043	-.0648	.0003	.0004
SDev	.0001	.0021	.0001	.0018	.0552	.0002	.0035
%RSD	131.8	107.8	57.51	41.99	85.25	66.63	782.5
#1	-.0001	.0035	.0001	.0056	-.1038	.0004	-.0020
#2	-.0000	.0005	.0001	.0030	-.0257	.0001	.0029

010719

Elem	Y_3710	Zn2062	Zr3496
Units	ppm	ppm	ppm
Avge	-.0001	-.0001	-.0009
SDev	.0000	.0001	.0000
%RSD	32.41	93.76	3.397
#1	-.0000	-.0000	-.0010
#2	-.0001	-.0002	-.0009

IntStd	1	2	3	4	5	6	7
Mode	*Counts	Time	NOTUSED	NOTUSED	NOTUSED	NOTUSED	NOTUSED
Elem	Sc	--	--	--	--	--	--
Wavlen	361.384	--	--	--	--	--	--
Avge	856306	10000	--	--	--	--	--
SDev	12177.09	.0000000	--	--	--	--	--
%RSD	1.422049	.0000000	--	--	--	--	--
#1	864916	10000	--	--	--	--	--
#2	847695	10000	--	--	--	--	--

Analysis Report 07/05/07 01:32:40 AM page 1

Method: DAILY2 Sample Name: ZZZZZZ Operator:
Run Time: 07/05/07 01:28:06 010720
Comment:
Mode: CONC Corr. Factor: 1

Elem	Ag3280	Al3082	As1890	B_2496	Ba4934	Be3130	Bi2230
Units	ppm	ppm	ppm	ppm	ppm	ppm	ppm
Avge	-.0005	-.0004	.0016	2.053	.0000	.0002	-.0020
SDev	.0004	.0116	.0032	.027	.0001	.0000	.0005
%RSD	80.38	3013.	205.5	1.322	209.7	18.23	23.65
#1	-.0008	-.0086	-.0007	2.072	-.0000	.0002	-.0017
#2	-.0002	.0078	.0038	2.034	.0001	.0002	-.0024

Elem	Ca3179	Cd2265	Co2286	Cr2677	Cu3247	Fe2714	K_7664
Units	ppm	ppm	ppm	ppm	ppm	ppm	ppm
Avge	-.0007	.0000	.0003	.0009	-.0006	-.0249	-.0227
SDev	.0013	.0001	.0006	.0013	.0009	.0009	.0306
%RSD	174.9	291.9	220.2	145.7	133.9	3.454	134.7
#1	-.0016	-.0000	-.0002	-.0000	-.0012	-.0255	-.0443
#2	.0002	.0001	.0008	.0018	-.0000	-.0243	-.0011

Elem	La3988	Li6707	Mg2790	Mn2576	Mo2020	Na3302	Na5889
Units	ppm	ppm	ppm	ppm	ppm	ppm	ppm
Avge	-.0012	.0095	-.0049	.0001	-.0007	-.2106	.0526
SDev	.0006	.0001	.0084	.0001	.0001	.1817	.0060
%RSD	51.16	1.140	172.8	107.7	14.66	86.30	11.48
#1	-.0017	.0095	-.0108	.0000	-.0008	-.3391	.0568
#2	-.0008	.0094	.0011	.0001	-.0006	-.0821	.0483

Elem	Ni2316	P_1782	2203/1	2203/2	Pd3404	S_1820	Sb2068
Units	ppm	ppm	ppm	ppm	ppm	ppm	ppm
Avge	.0004	-.0107	-.0039	.0006	-.0035	.0085	.0018
SDev	.0004	.0046	.0043	.0017	.0031	.0019	.0016
%RSD	108.5	43.07	111.1	287.6	88.99	22.01	89.43
#1	.0001	-.0074	-.0008	-.0006	-.0056	.0098	.0030
#2	.0007	-.0140	-.0069	.0018	-.0013	.0072	.0007

Elem	Sc3613	1960/1	1960/2	Si2881	Pb220	Se196	Sn1899
Units	%R	ppm	ppm	ppm	ppm	ppm	ppm
Avge	99.51	-.0046	.0009	-.0042	-.0009	-.0009	-.0021
SDev	2.39	.0059	.0028	.0015	.0003	.0001	.0004
%RSD	2.399	129.7	303.8	36.39	33.61	12.62	20.69
#1	101.2	-.0004	-.0011	-.0053	-.0007	-.0008	-.0018
#2	97.82	-.0088	.0029	-.0031	-.0011	-.0010	-.0024

Elem	Sr4215	Th2837	Ti3349	Tl1908	U_4090	V_2924	W_2079
Units	ppm	ppm	ppm	ppm	ppm	ppm	ppm
Avge	-.0000	.0071	.0001	.0038	-.0424	.0008	.0014
SDev	.0000	.0041	.0002	.0019	.0037	.0010	.0051
%RSD	48.32	58.14	225.8	51.50	8.631	137.6	369.0
#1	-.0000	.0042	-.0001	.0052	-.0449	.0000	.0050
#2	-.0000	.0100	.0002	.0024	-.0398	.0015	-.0022

010721

Elem	Y_3710	Zn2062	Zr3496
Units	ppm	ppm	ppm
Avge	-.0000	.0002	-.0002
SDev	.0002	.0000	.0010
%RSD	746.3	3.157	436.0
#1	-.0002	.0002	-.0009
#2	.0001	.0002	.0005

IntStd	1	2	3	4	5	6	7
Mode	*Counts	Time	NOTUSED	NOTUSED	NOTUSED	NOTUSED	NOTUSED
Elem	Sc	--	--	--	--	--	--
Wavlen	361.384	--	--	--	--	--	--
Avge	845166	10000	--	--	--	--	--
SDev	20280.53	.0000000	--	--	--	--	--
%RSD	2.399593	.0000000	--	--	--	--	--
#1	859506	10000	--	--	--	--	--
#2	830825	10000	--	--	--	--	--

Analysis Report 07/05/07 01:37:26 AM page 1

Method: DAILY2 Sample Name: CRI Operator: 010722
Run Time: 07/05/07 01:32:52
Comment:
Mode: CONC Corr. Factor: 1

Elem	Ag3280	Al3082	As1890	B_2496	Ba4934	Be3130	Bi2230
Units	ppm	ppm	ppm	ppm	ppm	ppm	ppm
Avge	.0184	.0989	.0237	H1.819	.0207	.0100	-.0048
SDev	.0002	.0049	.0018	.030	.0001	.0000	.0015
%RSD	1.108	4.994	7.473	1.655	.4722	.1409	31.81
#1	.0186	.1024	.0250	H1.841	.0206	.0100	-.0038
#2	.0183	.0954	.0224	H1.798	.0207	.0100	-.0059
Errors	LC Pass	NOCHECK	LC Pass	LC High	LC Pass	LC Pass	NOCHECK
High	.0300		.0300	.1500	.0300	.0150	
Low	.0100		.0100	.0500	.0100	.0050	

Elem	Ca3179	Cd2265	Co2286	Cr2677	Cu3247	Fe2714	K_7664
Units	ppm	ppm	ppm	ppm	ppm	ppm	ppm
Avge	-.0019	.0098	.0975	.0200	.0472	.0844	-.0361
SDev	.0013	.0002	.0000	.0009	.0003	.0045	.0047
%RSD	66.57	1.875	.0330	4.332	.6496	5.378	12.93
#1	-.0010	.0100	.0975	.0194	.0470	.0876	-.0328
#2	-.0029	.0097	.0975	.0206	.0474	.0812	-.0394
Errors	NOCHECK	LC Pass	LC Pass	LC Pass	LC Pass	LC Pass	NOCHECK
High		.0150	.1500	.0300	.0750	.1500	
Low		.0050	.0500	.0100	.0250	.0500	

Elem	La3988	Li6707	Mg2790	Mn2576	Mo2020	Na3302	Na5889
Units	ppm	ppm	ppm	ppm	ppm	ppm	ppm
Avge	-.0030	.0805	-.0130	.0299	.0213	-.3790	.0479
SDev	.0013	.0006	.0057	.0001	.0002	.0103	.0021
%RSD	44.08	.7013	43.78	.2300	.9574	2.720	4.307
#1	-.0021	.0801	-.0090	.0298	.0212	-.3717	.0494
#2	-.0040	.0809	-.0171	.0299	.0215	-.3862	.0464
Errors	NOCHECK	LC Pass	NOCHECK	LC Pass	LC Pass	NOCHECK	NOCHECK
High		.1500		.0450	.0300		
Low		.0500		.0150	.0100		

Elem	Ni2316	P_1782	2203/1	2203/2	Pd3404	S_1820	Sb2068
Units	ppm	ppm	ppm	ppm	ppm	ppm	ppm
Avge	.0776	.1006	-.0003	.0073	-.0104	.0023	.1175
SDev	.0012	.0018	.0010	.0004	.0006	.0103	.0012
%RSD	1.494	1.815	327.8	5.934	5.723	441.9	.9969
#1	.0768	.1019	.0004	.0070	-.0108	-.0050	.1183
#2	.0785	.0993	-.0010	.0076	-.0100	.0096	.1167
Errors	LC Pass	LC Pass	NOCHECK	NOCHECK	NOCHECK	NOCHECK	LC Pass
High	.1200	.1500					.1800
Low	.0400	.0500					.0600

Elem	Sc3613	1960/1	1960/2	Si2881	Pb220	Se196	Sn1899

010723

Units	%R	ppm	ppm	ppm	ppm	ppm	ppm
Avge	99.11	.0049	.0132	.0975	.0048	.0104	.0850
SDev	.31	.0056	.0013	.0031	.0000	.0010	.0004
%RSD	.3120	112.5	9.688	3.164	.9288	9.586	.4935
#1	98.89	.0089	.0123	.0997	.0048	.0111	.0847
#2	99.33	.0010	.0141	.0953	.0047	.0097	.0853
Errors	NOCHECK	NOCHECK	NOCHECK	LC Pass	LC Pass	LC Pass	LC Pass
High				.1500	.0090	.0150	.1500
Low				.0500	.0030	.0050	.0500

Elem	Sr4215	Th2837	Ti3349	Tl1908	U_4090	V_2924	W_2079
Units	ppm	ppm	ppm	ppm	ppm	ppm	ppm
Avge	.0207	.0070	.0201	.0226	.0903	.0982	-.0035
SDev	.0001	.0033	.0002	.0018	.0436	.0006	.0023
%RSD	.2557	46.76	1.069	7.916	48.25	.5699	66.79
#1	.0208	.0047	.0200	.0239	.1211	.0978	-.0018
#2	.0207	.0094	.0203	.0214	.0595	.0986	-.0051
Errors	LC Pass	NOCHECK	LC Pass	LC Pass	NOCHECK	LC Pass	NOCHECK
High	.0300		.0300	.0300		.1500	
Low	.0100		.0100	.0100		.0500	

Elem	Y_3710	Zn2062	Zr3496
Units	ppm	ppm	ppm
Avge	-.0000	.0395	.0784
SDev	.0001	.0005	.0001
%RSD	2448.	1.330	.1446
#1	-.0001	.0399	.0785
#2	.0001	.0392	.0783
Errors	NOCHECK	LC Pass	NOCHECK
High		.0600	
Low		.0200	

010724

IntStd	1	2	3	4	5	6	
Mode	*Counts	Time	NOTUSED	NOTUSED	NOTUSED	NOTUSED	NOTUSED
Elem	Sc	--	--	--	--	--	--
Wavlen	361.384	--	--	--	--	--	--
Avge	841768	10000	--	--	--	--	--
SDev	2686.299	.0000000	--	--	--	--	--
%RSD	.3191260	.0000000	--	--	--	--	--
#1	839868	10000	--	--	--	--	--
#2	843667	10000	--	--	--	--	--

Analysis Report 07/05/07 01:42:13 AM

Method: DAILY2 Sample Name: ICSA Operator:
Run Time: 07/05/07 01:37:38 010725
Comment:
Mode: CONC Corr. Factor: 1

Elem	Ag3280	Al3082	As1890	B_2496	Ba4934	Be3130	Bi2230
Units	ppm	ppm	ppm	ppm	ppm	ppm	ppm
Avge	-.0009	503.4	-.0029	1.704	.0012	.0005	-.0040
SDev	.0003	.6	.0010	.046	.0001	.0000	.0049
%RSD	36.05	.1199	32.81	2.711	8.512	2.294	122.6
#1	-.0012	503.8	-.0022	1.737	.0013	.0005	-.0005
#2	-.0007	503.0	-.0036	1.672	.0012	.0005	-.0074
Errors	NOCHECK	LC Pass	NOCHECK	NOCHECK	NOCHECK	NOCHECK	NOCHECK
High		600.0					
Low		400.0					

Elem	Ca3179	Cd2265	Co2286	Cr2677	Cu3247	Fe2714	K_7664
Units	ppm	ppm	ppm	ppm	ppm	ppm	ppm
Avge	449.3	-.0022	-.0003	-.0005	.0011	188.1	.0084
SDev	2.1	.0002	.0002	.0001	.0002	.3	.0157
%RSD	.4764	9.445	64.62	10.85	21.32	.1562	187.8
#1	450.8	-.0024	-.0001	-.0006	.0010	188.3	.0195
#2	447.8	-.0021	-.0004	-.0005	.0013	187.9	-.0027
Errors	LC Pass	NOCHECK	NOCHECK	NOCHECK	NOCHECK	LC Pass	NOCHECK
High	600.0					240.0	
Low	400.0					160.0	

Elem	La3988	Li6707	Mg2790	Mn2576	Mo2020	Na3302	Na5889
Units	ppm	ppm	ppm	ppm	ppm	ppm	ppm
Avge	-.0005	.0178	534.0	.0014	-.0012	.6507	.1558
SDev	.0004	.0003	.4	.0002	.0002	.2468	.0012
%RSD	68.46	1.441	.0815	11.22	13.75	37.93	.7949
#1	-.0008	.0180	534.3	.0013	-.0011	.8252	.1567
#2	-.0003	.0176	533.7	.0015	-.0013	.4762	.1550
Errors	NOCHECK	NOCHECK	LC Pass	NOCHECK	NOCHECK	NOCHECK	NOCHECK
High			600.0				
Low			400.0				

Elem	Ni2316	P_1782	2203/1	2203/2	Pd3404	S_1820	Sb2068
Units	ppm	ppm	ppm	ppm	ppm	ppm	ppm
Avge	.0003	-.0020	.0217	-.0125	.0135	.0239	-.0082
SDev	.0001	.0064	.0055	.0011	.0034	.0075	.0160
%RSD	37.27	319.9	25.21	8.412	25.51	31.46	194.3
#1	.0002	.0025	.0255	-.0133	.0159	.0186	-.0195
#2	.0004	-.0066	.0178	-.0118	.0110	.0292	.0031
Errors	NOCHECK	NOCHECK	NOCHECK	NOCHECK	NOCHECK	NOCHECK	NOCHECK
High							
Low							

Elem	Sc3613	1960/1	1960/2	Si2881	Pb220	Se196	Sn1899

010726

Units	%R	ppm	ppm	ppm	ppm	ppm	ppm
Avge	91.18	-.0128	.0021	-.0139	-.0011	-.0028	-.0059
SDev	1.61	.0058	.0047	.0004	.0011	.0051	.0002
%RSD	1.764	45.76	218.8	2.914	101.3	179.2	2.930
#1	90.04	-.0086	.0054	-.0136	-.0003	.0008	-.0060
#2	92.32	-.0169	-.0012	-.0142	-.0019	-.0064	-.0058
Errors	NOCHECK	NOCHECK	NOCHECK	NOCHECK	NOCHECK	NOCHECK	NOCHECK
High							
Low							

Elem	Sr4215	Th2837	Ti3349	Tl1908	U_4090	V_2924	W_2079
Units	ppm	ppm	ppm	ppm	ppm	ppm	ppm
Avge	.0083	-.0364	-.0001	.0123	-.0833	.0006	-.0039
SDev	.0000	.0047	.0001	.0039	.0156	.0000	.0013
%RSD	.3817	12.89	103.0	31.42	18.67	1.200	34.66
#1	.0083	-.0397	-.0002	.0095	-.0943	.0006	-.0048
#2	.0083	-.0331	-.0000	.0150	-.0723	.0006	-.0029
Errors	NOCHECK	NOCHECK	NOCHECK	NOCHECK	NOCHECK	NOCHECK	NOCHECK
High							
Low							

Elem	Y_3710	Zn2062	Zr3496
Units	ppm	ppm	ppm
Avge	-.0014	.0028	.0030
SDev	.0001	.0002	.0003
%RSD	4.171	6.472	8.940
#1	-.0015	.0027	.0032
#2	-.0014	.0029	.0028
Errors	NOCHECK	NOCHECK	NOCHECK
High			
Low			

010727

IntStd	1	2	3	4	5	6	7
Mode	*Counts	Time	NOTUSED	NOTUSED	NOTUSED	NOTUSED	NOTUSED
Elem	Sc	--	--	--	--	--	--
Wavlen	361.384	--	--	--	--	--	--
Avge	774400	10000	--	--	--	--	--
SDev	13594.13	.0000000	--	--	--	--	--
%RSD	1.755441	.0000000	--	--	--	--	--
#1	764787	10000	--	--	--	--	--
#2	784012	10000	--	--	--	--	--

Analysis Report 07/05/07 01:46:59 AM

Method: DAILY2 Sample Name: ICSAB Operator: 010728
Run Time: 07/05/07 01:42:25
Comment:
Mode: CONC Corr. Factor: 1

Elem	Ag3280	Al3082	As1890	B_2496	Ba4934	Be3130	Bi2230
Units	ppm	ppm	ppm	ppm	ppm	ppm	ppm
Avge	1.117	506.3	1.065	H2.490	.5411	.4891	-.0020
SDev	.003	.8	.008	.009	.0002	.0017	.0006
%RSD	.2639	.1630	.7479	.3470	.0436	.3388	32.09
#1	1.115	506.9	1.059	H2.496	.5410	.4880	-.0024
#2	1.119	505.7	1.070	H2.484	.5413	.4903	-.0015
Errors	LC Pass	LC Pass	LC Pass	LC High	LC Pass	LC Pass	NOCHECK
High	1.200	600.0	1.200	1.200	.6000	.6000	
Low	.8000	400.0	.8000	.8000	.4000	.4000	

Elem	Ca3179	Cd2265	Co2286	Cr2677	Cu3247	Fe2714	K_7664
Units	ppm	ppm	ppm	ppm	ppm	ppm	ppm
Avge	450.7	.9719	.4986	.5000	.5774	188.9	-.0346
SDev	2.1	.0040	.0042	.0024	.0017	1.1	.0459
%RSD	.4676	.4113	.8350	.4766	.3006	.5977	132.5
#1	449.2	.9691	.4957	.4983	.5761	188.1	-.0671
#2	452.1	.9748	.5016	.5017	.5786	189.7	-.0022
Errors	LC Pass	LC Pass	LC Pass	LC Pass	LC Pass	LC Pass	NOCHECK
High	600.0	1.200	.6000	.6000	.6000	240.0	
Low	400.0	.8000	.4000	.4000	.4000	160.0	

Elem	La3988	Li6707	Mg2790	Mn2576	Mo2020	Na3302	Na5889
Units	ppm	ppm	ppm	ppm	ppm	ppm	ppm
Avge	-.0016	H1.246	537.6	.5196	1.031	.5515	.1415
SDev	.0006	.007	3.2	.0014	.005	.3899	.0124
%RSD	37.00	.5846	.6027	.2788	.5319	70.69	8.748
#1	-.0012	H1.251	535.3	.5186	1.027	.2758	.1328
#2	-.0020	H1.241	539.9	.5206	1.035	.8272	.1503
Errors	NOCHECK	LC High	LC Pass	LC Pass	LC Pass	NOCHECK	NOCHECK
High		1.200	600.0	.6000	1.200		
Low		.8000	400.0	.4000	.8000		

Elem	Ni2316	P_1782	2203/1	2203/2	Pd3404	S_1820	Sb2068
Units	ppm	ppm	ppm	ppm	ppm	ppm	ppm
Avge	.9618	.9908	1.030	1.002	.0101	.0360	1.070
SDev	.0072	.0036	.002	.022	.0077	.0069	.005
%RSD	.7501	.3615	.1703	2.239	76.15	19.10	.4235
#1	.9567	.9933	1.029	.9864	.0047	.0311	1.066
#2	.9669	.9883	1.031	1.018	.0155	.0408	1.073
Errors	LC Pass	LC Pass	NOCHECK	NOCHECK	NOCHECK	NOCHECK	LC Pass
High	1.200	1.200					1.200
Low	.8000	.8000					.8000

Elem	Sc3613	1960/1	1960/2	Si2881	Pb220	Se196	Sn1899

010729

Units	%R	ppm	ppm	ppm	ppm	ppm	ppm
Avge	91.70	1.020	1.022	1.032	1.012	1.021	.9590
SDev	1.61	.005	.018	.003	.016	.011	.0038
%RSD	1.751	.5023	1.810	.2837	1.537	1.041	.3924
#1	92.84	1.023	1.009	1.030	1.001	1.014	.9617
#2	90.57	1.016	1.035	1.034	1.023	1.029	.9563
Errors	NOCHECK	NOCHECK	NOCHECK	NOCHECK	LC Pass	LC Pass	LC Pass
High					1.200	1.200	1.200
Low					.8000	.8000	.8000

Elem	Sr4215	Th2837	Ti3349	Tl1908	U_4090	V_2924	W_2079
Units	ppm	ppm	ppm	ppm	ppm	ppm	ppm
Avge	1.047	-.0127	.9818	1.052	.8577	.5083	.0135
SDev	.001	.0056	.0027	.003	.0024	.0025	.0020
%RSD	.0758	44.03	.2737	.3046	.2799	.4851	14.61
#1	1.046	-.0167	.9799	1.055	.8594	.5065	.0121
#2	1.047	-.0087	.9837	1.050	.8560	.5100	.0149
Errors	LC Pass	NOCHECK	LC Pass	LC Pass	NOCHECK	LC Pass	NOCHECK
High	1.200		1.200	1.200		.6000	
Low	.8000		.8000	.8000		.4000	

Elem	Y_3710	Zn2062	Zr3496
Units	ppm	ppm	ppm
Avge	-.0014	.9523	.8224
SDev	.0001	.0046	.0026
%RSD	5.407	.4800	.3107
#1	-.0015	.9490	.8242
#2	-.0014	.9555	.8206
Errors	NOCHECK	LC Pass	NOCHECK
High		1.200	
Low		.8000	

010730

IntStd	1	2	3	4	5	6	7
Mode	*Counts	Time	NOTUSED	NOTUSED	NOTUSED	NOTUSED	NOTUSED
Elem	Sc	--	--	--	--	--	--
Wavlen	361.384	--	--	--	--	--	--
Avge	778856	10000	--	--	--	--	--
SDev	13572.21	.0000000	--	--	--	--	--
%RSD	1.742582	.0000000	--	--	--	--	--
#1	788453	10000	--	--	--	--	--
#2	769259	10000	--	--	--	--	--

Analysis Report 07/05/07 01:51:45 AM page 1

Method: DAILY2 Sample Name: CCV10 Operator:
Run Time: 07/05/07 01:47:11
Comment:
Mode: CONC Corr. Factor: 1

010731

Elem	Ag3280	Al3082	As1890	B_2496	Ba4934	Be3130	Bi2230
Units	ppm	ppm	ppm	ppm	ppm	ppm	ppm
Avge	.9884	9.568	5.091	H5.922	10.10	.9751	5.041
SDev	.0010	.005	.003	.006	.01	.0003	.007
%RSD	.1016	.0513	.0609	.0971	.1424	.0357	.1472
#1	.9877	9.572	5.093	H5.918	10.09	.9749	5.046
#2	.9891	9.565	5.088	H5.926	10.11	.9753	5.036
Errors	LC Pass	LC Pass	LC Pass	LC High	LC Pass	LC Pass	LC Pass
High	1.100	11.00	5.500	5.500	11.00	1.100	5.500
Low	.9000	9.000	4.500	4.500	9.000	.9000	4.500

Elem	Ca3179	Cd2265	Co2286	Cr2677	Cu3247	Fe2714	K_7664
Units	ppm	ppm	ppm	ppm	ppm	ppm	ppm
Avge	19.46	.9939	5.049	1.974	2.059	10.23	18.58
SDev	.05	.0018	.011	.002	.002	.02	.00
%RSD	.2576	.1839	.2086	.0761	.1002	.2403	.0147
#1	19.42	.9926	5.042	1.973	2.057	10.21	18.58
#2	19.49	.9952	5.056	1.975	2.060	10.24	18.57
Errors	LC Pass	LC Pass	LC Pass	LC Pass	LC Pass	LC Pass	LC Pass
High	22.00	1.100	5.500	2.200	2.200	11.00	22.00
Low	18.00	.9000	4.500	1.800	1.800	9.000	18.00

Elem	La3988	Li6707	Mg2790	Mn2576	Mo2020	Na3302	Na5889
Units	ppm	ppm	ppm	ppm	ppm	ppm	ppm
Avge	4.903	4.754	19.65	1.022	5.034	27.85	H45.15
SDev	.004	.005	.05	.001	.000	.16	.04
%RSD	.0771	.1152	.2694	.1294	.0015	.5758	.0784
#1	4.906	4.750	19.61	1.021	5.034	27.74	H45.12
#2	4.900	4.758	19.69	1.023	5.034	27.96	H45.17
Errors	LC Pass	LC Pass	LC Pass	LC Pass	LC Pass	LC Pass	LC High
High	5.500	5.500	22.00	1.100	5.500	33.00	33.00
Low	4.500	4.500	18.00	.9000	4.500	27.00	27.00

Elem	Ni2316	P_1782	2203/1	2203/2	Pd3404	S_1820	Sb2068
Units	ppm	ppm	ppm	ppm	ppm	ppm	ppm
Avge	4.957	5.037	4.967	5.105	1.015	1.034	.9969
SDev	.005	.025	.022	.028	.011	.004	.0046
%RSD	.1097	.5037	.4377	.5561	1.082	.3670	.4572
#1	4.960	5.019	4.982	5.125	1.023	1.037	1.000
#2	4.953	5.055	4.952	5.085	1.008	1.032	.9937
Errors	LC Pass	LC Pass	NOCHECK	NOCHECK	LC Pass	LC Pass	LC Pass
High	5.500	5.500			1.100	1.100	1.100
Low	4.500	4.500			.9000	.9000	.9000

Elem	Sc3613	1960/1	1960/2	Si2881	Pb220	Se196	Sn1899

010732

Units	%R	ppm	ppm	ppm	ppm	ppm	ppm
Avge	99.71	5.051	5.238	4.985	5.059	5.176	4.708
SDev	.55	.013	.025	.006	.026	.021	.018
%RSD	.5528	.2585	.4824	.1264	.5174	.4096	.3755
#1	100.1	5.060	5.256	4.981	5.078	5.191	4.720
#2	99.32	5.042	5.220	4.990	5.041	5.161	4.695
Errors	NOCHECK	NOCHECK	NOCHECK	LC Pass	LC Pass	LC Pass	LC Pass
High				5.500	5.500	5.500	5.500
Low				4.500	4.500	4.500	4.500

Elem	Sr4215	Th2837	Ti3349	Tl1908	U_4090	V_2924	W_2079
Units	ppm	ppm	ppm	ppm	ppm	ppm	ppm
Avge	4.939	.9966	4.837	5.295	.9441	4.964	1.050
SDev	.001	.0056	.001	.012	.0032	.001	.001
%RSD	.0252	.5648	.0106	.2356	.3369	.0213	.0823
#1	4.939	.9926	4.838	5.286	.9419	4.965	1.050
#2	4.938	1.001	4.837	5.304	.9464	4.963	1.049
Errors	LC Pass	LC Pass	LC Pass	LC Pass	LC Pass	LC Pass	LC Pass
High	5.500	1.100	5.500	5.500	1.100	5.500	1.100
Low	4.500	.9000	4.500	4.500	.9000	4.500	.9000

Elem	Y_3710	Zn2062	Zr3496
Units	ppm	ppm	ppm
Avge	4.961	1.010	4.816
SDev	.004	.001	.005
%RSD	.0772	.1061	.1024
#1	4.959	1.009	4.820
#2	4.964	1.011	4.813
Errors	LC Pass	LC Pass	LC Pass
High	5.500	1.100	5.500
Low	4.500	.9000	4.500

010733

IntStd	1	2	3	4	5	6	7
Mode	*Counts	Time	NOTUSED	NOTUSED	NOTUSED	NOTUSED	NOTUSED
Elem	Sc	--	--	--	--	--	--
Wavlen	361.384	--	--	--	--	--	--
Avge	846890	10000	--	--	--	--	--
SDev	4676.097	.0000000	--	--	--	--	--
%RSD	.5521496	.0000000	--	--	--	--	--
#1	850196	10000	--	--	--	--	--
#2	843583	10000	--	--	--	--	--

Analysis Report 07/05/07 01:56:32 AM page 1

Method: DAILY2 Sample Name: CCB10 Operator: 010734
Run Time: 07/05/07 01:51:58
Comment:
Mode: CONC Corr. Factor: 1

Elem	Ag3280	Al3082	As1890	B_2496	Ba4934	Be3130	Bi2230
Units	ppm	ppm	ppm	ppm	ppm	ppm	ppm
Avge	-.0008	.0225	.0030	H1.060	H.0103	.0011	-.0012
SDev	.0017	.0047	.0055	.050	.0147	.0014	.0044
%RSD	208.4	20.92	181.7	4.734	142.4	121.9	351.5
#1	.0004	.0258	H.0070	H1.096	H.0207	.0021	.0019
#2	-.0021	.0192	-.0009	H1.025	-.0001	.0002	-.0044
Errors	LC Pass	LC Pass	LC Pass	LC High	LC High	LC Pass	LC Pass
High	.0050	.0500	.0050	.0500	.0050	.0050	.0100
Low	-.0050	-.0500	-.0050	-.0500	-.0050	-.0050	-.0100

Elem	Ca3179	Cd2265	Co2286	Cr2677	Cu3247	Fe2714	K_7664
Units	ppm	ppm	ppm	ppm	ppm	ppm	ppm
Avge	.0198	.0009	.0049	.0025	.0012	-.0300	-.0058
SDev	.0297	.0013	.0073	.0037	.0029	.0293	.0250
%RSD	150.4	143.3	150.4	149.0	230.8	97.85	428.6
#1	.0408	.0019	H.0100	H.0051	.0032	-.0092	.0119
#2	-.0013	-.0000	-.0003	-.0001	-.0008	L-.0507	-.0235
Errors	LC Pass	LC Pass	LC Pass	LC Pass	LC Pass	LC Pass	LC Pass
High	.0500	.0050	.0050	.0050	.0050	.0500	.1000
Low	-.0500	-.0050	-.0050	-.0050	-.0050	-.0500	-.1000

Elem	La3988	Li6707	Mg2790	Mn2576	Mo2020	Na3302	Na5889
Units	ppm	ppm	ppm	ppm	ppm	ppm	ppm
Avge	.0028	H.0107	.0089	.0012	H.0054	L-.1889	H.0911
SDev	.0077	.0051	.0276	.0016	.0068	.0850	.0456
%RSD	274.7	47.55	308.9	139.0	126.1	45.02	50.03
#1	H.0083	H.0143	.0284	.0023	H.0102	L-.1288	H.1233
#2	-.0027	H.0071	-.0106	.0000	.0006	L-.2490	H.0589
Errors	LC Pass	LC High	LC Pass	LC Pass	LC High	LC Low	LC High
High	.0050	.0050	.0500	.0050	.0050	.0500	.0500
Low	-.0050	-.0050	-.0500	-.0050	-.0050	-.0500	-.0500

Elem	Ni2316	P_1782	2203/1	2203/2	Pd3404	S_1820	Sb2068
Units	ppm	ppm	ppm	ppm	ppm	ppm	ppm
Avge	.0040	-.0030	-.0075	.0033	-.0043	.0002	-.0037
SDev	.0077	.0018	.0012	.0002	.0048	.0121	.0042
%RSD	192.1	60.78	15.70	6.199	112.9	5010.	114.5
#1	H.0095	-.0043	-.0083	.0032	-.0009	.0088	-.0007
#2	-.0014	-.0017	-.0066	.0034	L-.0077	-.0083	-.0067
Errors	LC Pass	LC Pass	NOCHECK	NOCHECK	LC Pass	LC Pass	LC Pass
High	.0050	.0100			.0050	.0200	.0100
Low	-.0050	-.0100			-.0050	-.0200	-.0100

Elem	Sc3613	1960/1	1960/2	Si2881	Pb220	Se196	Sn1899

010735

Units	%R	ppm	ppm	ppm	ppm	ppm	ppm
Avge	101.5	-.0022	.0044	-.0029	-.0003	.0022	.0038
SDev	1.3	.0033	.0024	.0102	.0005	.0005	.0072
%RSD	1.282	150.0	54.12	356.9	198.2	22.91	188.0
#1	100.6	-.0045	.0061	.0043	-.0006	.0026	H.0089
#2	102.4	.0001	.0027	L-.0101	.0001	.0019	-.0013
Errors	NOCHECK	NOCHECK	NOCHECK	LC Pass	LC Pass	LC Pass	LC Pass
High				.0100	.0050	.0050	.0050
Low				-.0100	-.0050	-.0050	-.0050

Elem	Sr4215	Th2837	Ti3349	Tl1908	U_4090	V_2924	W_2079
Units	ppm	ppm	ppm	ppm	ppm	ppm	ppm
Avge	.0050	.0072	.0049	H.0153	-.0778	H.0051	.0018
SDev	.0071	.0054	.0069	.0108	.0195	.0083	.0015
%RSD	143.9	75.16	141.3	70.28	25.08	161.5	87.03
#1	H.0100	H.0110	H.0097	H.0229	-.0640	H.0110	.0029
#2	-.0001	.0034	.0000	.0077	-.0916	-.0007	.0007
Errors	LC Pass	LC Pass	LC Pass	LC High	LC Pass	LC High	LC Pass
High	.0050	.0100	.0050	.0100	.1000	.0050	.0100
Low	-.0050	-.0100	-.0050	-.0100	-.1000	-.0050	-.0100

Elem	Y_3710	Zn2062	Zr3496
Units	ppm	ppm	ppm
Avge	H.0050	.0006	.0041
SDev	.0070	.0013	.0072
%RSD	140.7	205.8	172.8
#1	H.0100	.0015	H.0092
#2	.0000	-.0003	-.0009
Errors	LC High	LC Pass	LC Pass
High	.0050	.0050	.0050
Low	-.0050	-.0050	-.0050

010736

IntStd	1	2	3	4	5	6	7
Mode	*Counts	Time	NOTUSED	NOTUSED	NOTUSED	NOTUSED	NOTUSED
Elem	Sc	--	--	--	--	--	--
Wavlen	361.384	--	--	--	--	--	--
Avge	861765	10000	--	--	--	--	--
SDev	11047.84	.0000000	--	--	--	--	--
%RSD	1.282001	.0000000	--	--	--	--	--
#1	853953	10000	--	--	--	--	--
#2	869577	10000	--	--	--	--	--

☐ 200.7 TAP No. 01-0406-028 Rev3/Jan06

☑ 6010B TAP No. 01-0406-130 Rev5/Jan06

☐ Other_____

QC STD. ID's	
CCV	07G03
CRI	
ICSA	
ICSAB	07G03

ICP CAL.STD. ID's	
Std0	07G03
Std1	07G03
Std2	
Std3	
Std4	
Std5	010737
Std6	

Linear Range run Date: 3-23-07

IDL run date: 3-27-07

IEC run date: 3-29-07

K Na

PROJ. NO.	PROJECT	TO#	DATE	MATRIX	LOGBK PG
06002.01.212	Div. 20	070622-2	7-4-07	6010B	68-121
06002.01.212	D.V. 20	070622-2	7-4-07	6010B	68-122

INSTRUMENT: Spectro FILENAME: 070704

File converted to wsl? ☐

7-5-07

Analyst/Date

EVOLUTION by Micro-Active Australia Pty Ltd 6:41:54 PM July 4, 2007

010738

Keep last result visible enabled ...
Starting run ...
Creating high priority queue entries ...
BACKGROUND CORRECTED INTENSITIES
Identity 1 : BLK_SC Identity 2 : Type : STD
Weight : 1.0000 Volume : 1.00 Printed : 6:35:58 PM July 4, 2007

	K_766	Na589	Sc361
# 1	21.0	162.0	2099.5
# 2	19.0	136.0	1954.5
Mean	20.0	149.0	2027.0
SD	1.4	18.4	102.5
%RSD	7.1	12.3	5.1

INTENSITIES
Identity 1 : BLK_SC Identity 2 : Type : STD
Weight : 1.0000 Volume : 1.00 Printed : 6:35:58 PM July 4, 2007

	K_766	Na589	Sc361
# 1	0.0	0.1	2099.5
# 2	0.0	0.1	1954.5
Mean	0.0	0.1	2027.0
SD	0.0	0.0	102.5
%RSD	2.0	7.3	5.1

BACKGROUND CORRECTED INTENSITIES
Identity 1 : CLP_STD1_SC Identity 2 : Type : STD
Weight : 1.0000 Volume : 1.00 Printed : 6:38:48 PM July 4, 2007

	K_766	Na589
# 1	2396.5	13337.0
# 2	2336.5	13118.0
Mean	2366.5	13227.5
SD	42.4	154.9
%RSD	1.8	1.2

INTENSITIES
Identity 1 : CLP_STD1_SC Identity 2 : Type : STD
Weight : 1.0000 Volume : 1.00 Printed : 6:38:50 PM July 4, 2007

	K_766	Na589
# 1	1.1	6.2
# 2	1.1	6.3
Mean	1.1	6.2
SD	0.0	0.0
%RSD	0.3	0.4

7/5/07

BACKGROUND CORRECTED INTENSITIES
Identity 1 : CLP_CCV_SC Identity 2 : Type : CV
Weight : 1.0000 Volume : 1.00 Printed : 6:41:42 PM July 4, 2007

	K_766	Na589	Sc	Sc361
# 1	988.0	8276.0	2216.0	2216.0
# 2	967.0	8191.0	2178.0	2178.0

7-4-07

SD	14.8	60.1	26.9	26.9
%RSD	1.5	0.7	1.2	1.2

APPARENT CONCENTRATIONS
EVOLUTION by Micro-Active Australia Pty Ltd 6:47:54 PM July 4, 2007 010739

Identity 1 : CLP_CCV_SC Identity 2 : Type : CV
Weight : 1.0000 Volume : 1.00 Printed : 6:41:42 PM July 4, 2007

	K_766 ppm	Na589 ppm	Sc	Sc361 ppm
# 1	19.7073	29.6959	2216.000 H	109.3518
# 2	19.6231	29.9078	2178.000 H	107.4715
Mean	19.6652	29.8019	2197.000 H	108.4117
SD	0.0595	0.1499	26.870	1.3295
%RSD	0.3028	0.5029	1.223	1.2264

Checking calibration verification ...
Identity 1 : CLP_CCV_SC Identity 2 :

Report name	Low limit	Value	High limit
K_766	18.000	19.665	22.000
Na589	27.000	29.802	33.000

BACKGROUND CORRECTED INTENSITIES
Identity 1 : Calibration blank Identity 2 : Type : CB
Weight : 1.0000 Volume : 1.00 Printed : 6:44:34 PM July 4, 2007

	K_766	Na589	Sc	Sc361
# 1	17.5	181.0	2220.5	2220.5
# 2	31.5	143.0	2180.5	2180.5
Mean	24.5	162.0	2200.5	2200.5
SD	9.9	26.9	28.3	28.3
%RSD	40.4	16.6	1.3	1.3

APPARENT CONCENTRATIONS
Identity 1 : Calibration blank Identity 2 : Type : CB
Weight : 1.0000 Volume : 1.00 Printed : 6:44:34 PM July 4, 2007

	K_766 ppm	Na589 ppm	Sc	Sc361 ppm
# 1 L	-0.0898	0.0649	2220.500 H	109.5745
# 2	0.2070 L	-0.0643	2180.500 H	107.5952
Mean	0.0586	0.0003	2200.500 H	108.5849
SD	0.2098	0.0914	28.284	1.3995
%RSD	357.9574	28459.8894	1.285	1.2889

Checking calibration blank ...
Identity 1 : Calibration blank Identity 2 :

Report name	CRDL	Value
K_766	0.250	0.059
Na589	0.250	0.000
Sc361	0.000	108.585

BACKGROUND CORRECTED INTENSITIES
Identity 1 : CRI Identity 2 : Type : CV
Weight : 1.0000 Volume : 1.00 Printed : 6:47:28 PM July 4, 2007

	K_766	Na589	Sc	Sc361
# 1	49.5	155.5	2224.5	2224.5
# 2	49.5	157.5	2151.5	2151.5
Mean	49.5	156.5	2188.0	2188.0

SD	0.0	1.4	51.6	51.6
%RSD	0.0	0.9	2.4	2.4

APPARENT CONCENTRATIONS
Identity 1 : CRI Identity 2 : Type : CV
EVOLUTION by Micro-Active Australia Pty Ltd 6:53:24 PM July 4, 2007

010740

Weight : 1.0000 Volume : 1.00 Printed : 6:47:28 PM July 4, 2007

	K_766 ppm	Na589 ppm	Sc	Sc361 ppm
# 1	0.5598 L	-0.0292	2224.500 H	109.7724
# 2	0.5940 L	-0.0025	2151.500 H	106.1603
Mean	0.5769 L	-0.0158	2188.000 H	107.9664
SD	0.0241	0.0189	51.619	2.5541
%RSD	4.1830	119.4940	2.359	2.3657

Checking calibration verification ...
Identity 1 : CRI Identity 2 :

Report name	Low limit	Value	High limit	
K_766	0.900	0.577	1.100	Failed
Na589	0.900	-0.016	1.100	Failed

BACKGROUND CORRECTED INTENSITIES
Identity 1 : ICSA Identity 2 : Type : INTRF
Weight : 1.0000 Volume : 1.00 Printed : 6:50:20 PM July 4, 2007

	K_766	Na589	Sc	Sc361
# 1	19.0	170.5	2146.5	2146.5
# 2	40.0	164.5	2091.5	2091.5
Mean	29.5	167.5	2119.0	2119.0
SD	14.8	4.2	38.9	38.9
%RSD	50.3	2.5	1.8	1.8

APPARENT CONCENTRATIONS
Identity 1 : ICSA Identity 2 : Type : INTRF
Weight : 1.0000 Volume : 1.00 Printed : 6:50:20 PM July 4, 2007

	K_766 ppm	Na589 ppm	Sc	Sc361 ppm
# 1	L -0.0459	0.0480	2146.500 H	105.9129
# 2	0.4185	0.0417	2091.500 H	103.1915
Mean	0.1863	0.0449	2119.000 H	104.5522
SD	0.3284	0.0045	38.891	1.9243
%RSD	176.2551	9.9658	1.835	1.8406

BACKGROUND CORRECTED INTENSITIES
Identity 1 : ICSAB Identity 2 : Type : ICSAB
Weight : 1.0000 Volume : 1.00 Printed : 6:53:12 PM July 4, 2007

	K_766	Na589	Sc	Sc361
# 1	19.5	134.5	2155.5	2155.5
# 2	29.5	132.5	2101.5	2101.5
Mean	24.5	133.5	2128.5	2128.5
SD	7.1	1.4	38.2	38.2
%RSD	28.9	1.1	1.8	1.8

APPARENT CONCENTRATIONS
Identity 1 : ICSAB Identity 2 : Type : ICSAB
Weight : 1.0000 Volume : 1.00 Printed : 6:53:12 PM July 4, 2007

K_766 Na589 Sc Sc361

		ppm		ppm		ppm
# 1	L	-0.0371	L	-0.0901	2155.500 H	106.3582
# 2		0.1885	L	-0.0848	2101.500 H	103.6863
Mean		0.0757	L	-0.0875	2128.500 H	105.0223

EVOLUTION by Micro-Active Australia Pty Ltd 6:59:24 PM July 4, 2007

010741

SD	0.1595	0.0037	38.184	1.8894
%RSD	210.6563	4.2734	1.794	1.7990

Checking interference check standard ...
Identity 1 : ICSAB Identity 2 :

Report name	Low limit	Value	High limit	
K_766	0.000	0.076	0.000	Failed
Na589	0.000	-0.087	0.000	Failed

BACKGROUND CORRECTED INTENSITIES
Identity 1 : CLP_CCV_SC Identity 2 : Type : CV
Weight : 1.0000 Volume : 1.00 Printed : 6:56:06 PM July 4, 2007

	K_766	Na589	Sc	Sc361
# 1	984.0	8261.5	2198.0	2198.0
# 2	972.0	8146.5	2147.0	2147.0
Mean	978.0	8204.0	2172.5	2172.5
SD	8.5	81.3	36.1	36.1
%RSD	0.9	1.0	1.7	1.7

APPARENT CONCENTRATIONS
Identity 1 : CLP_CCV_SC Identity 2 : Type : CV
Weight : 1.0000 Volume : 1.00 Printed : 6:56:06 PM July 4, 2007

	K_766	Na589	Sc	Sc361
	ppm	ppm		ppm
# 1	19.7901	29.8904	2198.000 H	108.4612
# 2	20.0181	30.1802	2147.000 H	105.9377
Mean	19.9041	30.0353	2172.500 H	107.1994
SD	0.1613	0.2049	36.062	1.7844
%RSD	0.8101	0.6821	1.660	1.6645

Checking calibration verification ...
Identity 1 : CLP_CCV_SC Identity 2 :

Report name	Low limit	Value	High limit
K_766	18.000	19.904	22.000
Na589	27.000	30.035	33.000

BACKGROUND CORRECTED INTENSITIES
Identity 1 : Calibration blank Identity 2 : Type : CB
Weight : 1.0000 Volume : 1.00 Printed : 6:58:58 PM July 4, 2007

	K_766	Na589	Sc	Sc361
# 1	39.5	160.5	2201.0	2201.0
# 2	42.5	126.5	2163.0	2163.0
Mean	41.0	143.5	2182.0	2182.0
SD	2.1	24.0	26.9	26.9
%RSD	5.2	16.8	1.2	1.2

APPARENT CONCENTRATIONS
Identity 1 : Calibration blank Identity 2 : Type : CB
Weight : 1.0000 Volume : 1.00 Printed : 6:58:58 PM July 4, 2007

	K_766	Na589	Sc	Sc361
	ppm	ppm		ppm
# 1	0.3652 L	-0.0048	2201.000 H	108.6096

# 2	0.4422 L	-0.1219	2183.000 H	108.7293
Mean	0.4037 L	-0.0633	2182.000 H	107.6695
SD	0.0544	0.0828	26.870	1.3295
%RSD	13.4779	130.7992	1.231	1.2348

EVOLUTION by Micro-Active Australia Pty Ltd 7:07:54 PM July 4, 2007

010742

Checking calibration blank ...
Identity 1 : Calibration blank Identity 2 :

Report name	CRDL	Value	
K_766	0.250	0.404	Contaminated
Na589	0.250	-0.063	
Sc361	0.000	107.669	

BACKGROUND CORRECTED INTENSITIES
Identity 1 : PBWT-G03E1 DF10 Identity 2 : PG68-122 Type : SAMPLE
Weight : 1.0000 Volume : 1.00 Printed : 7:01:50 PM July 4, 2007

	K_766	Na589	Sc	Sc361
# 1	33.0	149.0	2175.5	2175.5
# 2	29.0	141.0	2121.5	2121.5
Mean	31.0	145.0	2148.5	2148.5
SD	2.8	5.7	38.2	38.2
%RSD	9.1	3.9	1.8	1.8

APPARENT CONCENTRATIONS
Identity 1 : PBWT-G03E1 DF10 Identity 2 : PG68-122 Type : SAMPLE
Weight : 1.0000 Volume : 1.00 Printed : 7:01:50 PM July 4, 2007

	K_766 ppm	Na589 ppm	Sc	Sc361 ppm
# 1	0.2397 L	-0.0407	2175.500 H	107.3478
# 2	0.1719 L	-0.0571	2121.500 H	104.6759
Mean	0.2058 L	-0.0489	2148.500 H	106.0119
SD	0.0479	0.0116	38.184	1.8894
%RSD	23.2886	23.7709	1.777	1.7822

BACKGROUND CORRECTED INTENSITIES
Identity 1 : SRM278TF DF10 Identity 2 : PG68-122 Type : SAMPLE
Weight : 1.0000 Volume : 1.00 Printed : 7:04:42 PM July 4, 2007

	K_766	Na589	Sc	Sc361
# 1	234.0	1318.5	2137.5	2137.5
# 2	221.0	1311.5	2099.5	2099.5
Mean	227.5	1315.0	2118.5	2118.5
SD	9.2	4.9	26.9	26.9
%RSD	4.0	0.4	1.3	1.3

APPARENT CONCENTRATIONS
Identity 1 : SRM278TF DF10 Identity 2 : PG68-122 Type : SAMPLE
Weight : 1.0000 Volume : 1.00 Printed : 7:04:44 PM July 4, 2007

	K_766 ppm	Na589 ppm	Sc	Sc361 ppm
# 1	4.5024	4.4070	2137.500 H	105.4676
# 2	4.3121	4.4705	2099.500 H	103.5873
Mean	4.4073	4.4388	2118.500 H	104.5275
SD	0.1346	0.0449	26.870	1.3295
%RSD	3.0536	1.0118	1.268	1.2720

BACKGROUND CORRECTED INTENSITIES

Identity 1 : SRM688TF DF10 Identity 2 : PG68-122 Type : SAMPLE
Weight : 1.0000 Volume : 1.00 Printed : 7:07:40 PM July 4, 2007

010743

	K_766	Na589	Sc	Sc361
# 1	28.5	676.0	2152.0	2152.0

EVOLUTION by Micro-Active Australia Pty Ltd 7:13:54 PM July 4, 2007

# 2	44.5	632.0	2089.0	2089.0
Mean	36.5	654.0	2120.5	2120.5
SD	11.3	31.1	44.5	44.5
%RSD	31.0	4.8	2.1	2.1

APPARENT CONCENTRATIONS
Identity 1 : SRM688TF DF10 Identity 2 : PG68-122 Type : SAMPLE
Weight : 1.0000 Volume : 1.00 Printed : 7:07:40 PM July 4, 2007

	K_766 ppm	Na589 ppm	Sc	Sc361 ppm
# 1	0.1526	1.9517	2152.000 H	106.1851
# 2	0.5169	1.8577	2089.000 H	103.0678
Mean	0.3348	1.9047	2120.500 H	104.6264
SD	0.2576	0.0665	44.548	2.2042
%RSD	76.9414	3.4898	2.101	2.1068

BACKGROUND CORRECTED INTENSITIES
Identity 1 : 297126TF DF10 Identity 2 : PG68-122 Type : SAMPLE
Weight : 1.0000 Volume : 1.00 Printed : 7:10:34 PM July 4, 2007

	K_766	Na589	Sc	Sc361
# 1	173.0	776.0	2132.5	2132.5
# 2	171.0	797.0	2088.5	2088.5
Mean	172.0	786.5	2110.5	2110.5
SD	1.4	14.8	31.1	31.1
%RSD	0.8	1.9	1.5	1.5

APPARENT CONCENTRATIONS
Identity 1 : 297126TF DF10 Identity 2 : PG68-122 Type : SAMPLE
Weight : 1.0000 Volume : 1.00 Printed : 7:10:34 PM July 4, 2007

	K_766 ppm	Na589 ppm	Sc	Sc361 ppm
# 1	3.2210	2.3553	2132.500 H	105.2202
# 2	3.2550	2.4991	2088.500 H	103.0430
Mean	3.2380	2.4272	2110.500 H	104.1316
SD	0.0240	0.1016	31.113	1.5395
%RSD	0.7418	4.1875	1.474	1.4784

BACKGROUND CORRECTED INTENSITIES
Identity 1 : 297126TFD DF10 Identity 2 : PG68-122 Type : SAMPLE
Weight : 1.0000 Volume : 1.00 Printed : 7:13:26 PM July 4, 2007

	K_766	Na589	Sc	Sc361
# 1	172.5	734.5	2156.5	2156.5
# 2	156.5	726.5	2109.5	2109.5
Mean	164.5	730.5	2133.0	2133.0
SD	11.3	5.7	33.2	33.2
%RSD	6.9	0.8	1.6	1.6

APPARENT CONCENTRATIONS
Identity 1 : 297126TFD DF10 Identity 2 : PG68-122 Type : SAMPLE
Weight : 1.0000 Volume : 1.00 Printed : 7:13:26 PM July 4, 2007

	K_766 ppm	Na589 ppm	Sc	Sc361 ppm
# 1	3.1697	2.1664	2156.500 H	106.4077
# 2	2.9075	2.1972	2109.500 H	104.0821

EVOLUTION by Micro-Active Australia Pty Ltd 7:22:24 PM July 4, 2007

010744

Mean	3.0386	2.1818	2133.000 H	105.2449
SD	0.1855	0.0218	33.234	1.6444
%RSD	6.1036	0.9979	1.558	1.5625

BACKGROUND CORRECTED INTENSITIES
Identity 1 : 297127TF DF10 Identity 2 : PG68-122 Type : SAMPLE
Weight : 1.0000 Volume : 1.00 Printed : 7:16:18 PM July 4, 2007

	K_766	Na589	Sc	Sc361
# 1	180.5	885.5	2138.0	2138.0
# 2	195.5	851.5	2080.0	2080.0
Mean	188.0	868.5	2109.0	2109.0
SD	10.6	24.0	41.0	41.0
%RSD	5.6	2.8	1.9	1.9

APPARENT CONCENTRATIONS
Identity 1 : 297127TF DF10 Identity 2 : PG68-122 Type : SAMPLE
Weight : 1.0000 Volume : 1.00 Printed : 7:16:20 PM July 4, 2007

	K_766 ppm	Na589 ppm	Sc	Sc361 ppm
# 1	3.3702	2.7632	2138.000 H	105.4923
# 2	3.8026	2.7242	2080.000 H	102.6225
Mean	3.5864	2.7437	2109.000 H	104.0574
SD	0.3057	0.0275	41.012	2.0293
%RSD	8.5252	1.0028	1.945	1.9502

BACKGROUND CORRECTED INTENSITIES
Identity 1 : 297128TF DF10 Identity 2 : PG68-122 Type : SAMPLE
Weight : 1.0000 Volume : 1.00 Printed : 7:19:12 PM July 4, 2007

	K_766	Na589	Sc	Sc361
# 1	163.5	924.0	2148.0	2148.0
# 2	164.5	837.0	2090.0	2090.0
Mean	164.0	880.5	2119.0	2119.0
SD	0.7	61.5	41.0	41.0
%RSD	0.4	7.0	1.9	1.9

APPARENT CONCENTRATIONS
Identity 1 : 297128TF DF10 Identity 2 : PG68-122 Type : SAMPLE
Weight : 1.0000 Volume : 1.00 Printed : 7:19:12 PM July 4, 2007

	K_766 ppm	Na589 ppm	Sc	Sc361 ppm
# 1	2.9947	2.8929	2148.000 H	105.9871
# 2	3.1118	2.6521	2090.000 H	103.1173
Mean	3.0532	2.7725	2119.000 H	104.5522
SD	0.0828	0.1703	41.012	2.0293
%RSD	2.7122	6.1417	1.935	1.9409

BACKGROUND CORRECTED INTENSITIES
Identity 1 : 297129TF DF10 Identity 2 : PG68-122 Type : SAMPLE
Weight : 1.0000 Volume : 1.00 Printed : 7:22:04 PM July 4, 2007

# 1	185.5	836.0	2137.0	2137.0
# 2	179.5	791.0	2073.0	2073.0
Mean	182.5	813.5	2105.0	2105.0

EVOLUTION by Micro-Active Australia Pty Ltd 7:28:00 PM July 4, 2007

010745

SD	4.2	31.8	45.3	45.3
%RSD	2.3	3.9	2.1	2.1

APPARENT CONCENTRATIONS
Identity 1 : 297129TF DF10 Identity 2 : PG68-122 Type : SAMPLE
Weight : 1.0000 Volume : 1.00 Printed : 7:22:04 PM July 4, 2007

	K_766 ppm	Na589 ppm	Sc	Sc361 ppm
# 1	3.4777	2.5768	2137.000 H	105.4429
# 2	3.4680	2.4987	2073.000 H	102.2761
Mean	3.4729	2.5378	2105.000 H	103.8595
SD	0.0069	0.0552	45.255	2.2392
%RSD	0.1974	2.1764	2.150	2.1560

BACKGROUND CORRECTED INTENSITIES
Identity 1 : 297137TF DF10 Identity 2 : PG68-122 Type : SAMPLE
Weight : 1.0000 Volume : 1.00 Printed : 7:24:58 PM July 4, 2007

	K_766	Na589	Sc	Sc361
# 1	194.5	873.5	2126.0	2126.0
# 2	208.5	816.5	2085.0	2085.0
Mean	201.5	845.0	2105.5	2105.5
SD	9.9	40.3	29.0	29.0
%RSD	4.9	4.8	1.4	1.4

APPARENT CONCENTRATIONS
Identity 1 : 297137TF DF10 Identity 2 : PG68-122 Type : SAMPLE
Weight : 1.0000 Volume : 1.00 Printed : 7:24:58 PM July 4, 2007

	K_766 ppm	Na589 ppm	Sc	Sc361 ppm
# 1	3.6894	2.7363	2126.000 H	104.8986
# 2	4.0742	2.5801	2085.000 H	102.8699
Mean	3.8818	2.6582	2105.500 H	103.8842
SD	0.2721	0.1105	28.991	1.4345
%RSD	7.0101	4.1553	1.377	1.3809

BACKGROUND CORRECTED INTENSITIES
Identity 1 : 297138TF DF10 Identity 2 : PG68-122 Type : SAMPLE
Weight : 1.0000 Volume : 1.00 Printed : 7:27:50 PM July 4, 2007

	K_766	Na589	Sc	Sc361
# 1	196.0	971.0	2132.0	2132.0
# 2	194.0	957.0	2054.0	2054.0
Mean	195.0	964.0	2093.0	2093.0
SD	1.4	9.9	55.2	55.2
%RSD	0.7	1.0	2.6	2.6

APPARENT CONCENTRATIONS
Identity 1 : 297138TF DF10 Identity 2 : PG68-122 Type : SAMPLE
Weight : 1.0000 Volume : 1.00 Printed : 7:27:50 PM July 4, 2007

	K_766 ppm	Na589 ppm	Sc	Sc361 ppm

# 1	[illegible]	[illegible]	[illegible]	H	[illegible]
# 2	3.8233	3.1829	2054.000	H	101.3360
Mean	3.7664	3.1404	2093.000	H	103.2657
SD	0.0805	0.0601	55.154		2.7291

EVOLUTION by Micro-Active Australia Pty Ltd 7:33:54 PM July 4, 2007

010746

%RSD	2.1363	1.9139	2.635	2.6428

BACKGROUND CORRECTED INTENSITIES
Identity 1 : CLP_CCV_SC Identity 2 : Type : CV
Weight : 1.0000 Volume : 1.00 Printed : 7:30:42 PM July 4, 2007

	K_766	Na589	Sc	Sc361
# 1	964.5	8080.5	2119.5	2119.5
# 2	927.5	7989.5	2078.5	2078.5
Mean	946.0	8035.0	2099.0	2099.0
SD	26.2	64.3	29.0	29.0
%RSD	2.8	0.8	1.4	1.4

APPARENT CONCENTRATIONS
Identity 1 : CLP_CCV_SC Identity 2 : Type : CV
Weight : 1.0000 Volume : 1.00 Printed : 7:30:42 PM July 4, 2007

	K_766	Na589	Sc		Sc361
	ppm	ppm			ppm
# 1	20.1237	30.3269	2119.500	H	104.5769
# 2	19.7248	30.5818	2078.500	H	102.5482
Mean	19.9242	30.4543	2099.000	H	103.5626
SD	0.2821	0.1802	28.991		1.4345
%RSD	1.4157	0.5918	1.381		1.3852

Checking calibration verification ...
Identity 1 : CLP_CCV_SC Identity 2 :

Report name	Low limit	Value	High limit
K_766	18.000	19.924	22.000
Na589	27.000	30.454	33.000

BACKGROUND CORRECTED INTENSITIES
Identity 1 : Calibration blank Identity 2 : Type : CB
Weight : 1.0000 Volume : 1.00 Printed : 7:33:36 PM July 4, 2007

	K_766	Na589	Sc	Sc361
# 1	28.5	204.5	2133.5	2133.5
# 2	28.5	217.5	2075.5	2075.5
Mean	28.5	211.0	2104.5	2104.5
SD	0.0	9.2	41.0	41.0
%RSD	0.0	4.4	1.9	1.9

APPARENT CONCENTRATIONS
Identity 1 : Calibration blank Identity 2 : Type : CB
Weight : 1.0000 Volume : 1.00 Printed : 7:33:36 PM July 4, 2007

	K_766	Na589	Sc		Sc361
	ppm	ppm			ppm
# 1	0.1578	0.1812	2133.500	H	105.2697
# 2	0.1747	0.2538	2075.500	H	102.3998
Mean	0.1663	0.2175	2104.500	H	103.8347
SD	0.0119	0.0513	41.012		2.0293
%RSD	7.1764	23.5800	1.949		1.9544

Checking calibration blank ...

Identity 1 : Calibration blank Identity 2 :

Report name	CRDL	Value
K_766	0.250	0.166
Na589	0.250	0.218

EVOLUTION by Micro-Active Australia Pty Ltd 7:42:24 PM July 4, 2007 010747

Sc361	0.000	103.835

BACKGROUND CORRECTED INTENSITIES
Identity 1 : 297139TF DF10 Identity 2 : PG68-122 Type : SAMPLE
Weight : 1.0000 Volume : 1.00 Printed : 7:36:28 PM July 4, 2007

	K_766	Na589	Sc	Sc361
# 1	231.0	905.5	2116.5	2116.5
# 2	203.0	923.5	2069.5	2069.5
Mean	217.0	914.5	2093.0	2093.0
SD	19.8	12.7	33.2	33.2
%RSD	9.1	1.4	1.6	1.6

APPARENT CONCENTRATIONS
Identity 1 : 297139TF DF10 Identity 2 : PG68-122 Type : SAMPLE
Weight : 1.0000 Volume : 1.00 Printed : 7:36:28 PM July 4, 2007

	K_766	Na589	Sc	Sc361
	ppm	ppm		ppm
# 1	4.4875	2.8739	2116.500 H	104.4285
# 2	3.9879	3.0233	2069.500 H	102.1029
Mean	4.2377	2.9486	2093.000 H	103.2657
SD	0.3532	0.1056	33.234	1.6444
%RSD	8.3353	3.5818	1.588	1.5924

BACKGROUND CORRECTED INTENSITIES
Identity 1 : 297140TF DF10 Identity 2 : PG68-122 Type : SAMPLE
Weight : 1.0000 Volume : 1.00 Printed : 7:39:22 PM July 4, 2007

	K_766	Na589	Sc	Sc361
# 1	149.0	843.5	2120.5	2120.5
# 2	147.0	869.5	2073.5	2073.5
Mean	148.0	856.5	2097.0	2097.0
SD	1.4	18.4	33.2	33.2
%RSD	1.0	2.1	1.6	1.6

APPARENT CONCENTRATIONS
Identity 1 : 297140TF DF10 Identity 2 : PG68-122 Type : SAMPLE
Weight : 1.0000 Volume : 1.00 Printed : 7:39:22 PM July 4, 2007

	K_766	Na589	Sc	Sc361
	ppm	ppm		ppm
# 1	2.7302	2.6302	2120.500 H	104.6264
# 2	2.7586	2.8051	2073.500 H	102.3008
Mean	2.7444	2.7176	2097.000 H	103.4636
SD	0.0201	0.1236	33.234	1.6444
%RSD	0.7316	4.5492	1.585	1.5894

BACKGROUND CORRECTED INTENSITIES
Identity 1 : CRI Identity 2 : Type : CV
Weight : 1.0000 Volume : 1.00 Printed : 7:42:14 PM July 4, 2007

	K_766	Na589	Sc	Sc361
# 1	43.0	284.5	2165.5	2165.5
# 2	48.0	282.5	2099.5	2099.5

SD	3.5	1.4	46.7	46.7
%RSD	7.8	0.5	2.2	2.2

010748

APPARENT CONCENTRATIONS
EVOLUTION by Micro-Active Australia Pty Ltd 7:48:24 PM July 4, 2007

Identity 1 : CRI Identity 2 : Type : CV
Weight : 1.0000 Volume : 1.00 Printed : 7:42:14 PM July 4, 2007

	K_766 ppm	Na589 ppm	Sc	Sc361 ppm
# 1	0.4516	0.4694	2165.500 H	106.8530
# 2	0.5874	0.4952	2099.500 H	103.5873
Mean	0.5195	0.4823	2132.500 H	105.2202
SD	0.0961	0.0182	46.669	2.3092
%RSD	18.4929	3.7787	2.188	2.1946

Checking calibration verification ...
Identity 1 : CRI Identity 2 :

Report name	Low limit	Value	High limit	
K_766	0.900	0.520	1.100	Failed
Na589	0.900	0.482	1.100	Failed

BACKGROUND CORRECTED INTENSITIES
Identity 1 : ICSA Identity 2 : Type : INTRF
Weight : 1.0000 Volume : 1.00 Printed : 7:45:06 PM July 4, 2007

	K_766	Na589	Sc	Sc361
# 1	19.5	159.0	2114.5	2114.5
# 2	25.5	189.0	2039.5	2039.5
Mean	22.5	174.0	2077.0	2077.0
SD	4.2	21.2	53.0	53.0
%RSD	18.9	12.2	2.6	2.6

APPARENT CONCENTRATIONS
Identity 1 : ICSA Identity 2 : Type : INTRF
Weight : 1.0000 Volume : 1.00 Printed : 7:45:06 PM July 4, 2007

	K_766 ppm	Na589 ppm	Sc	Sc361 ppm
# 1 L	-0.0291	0.0137	2114.500 H	104.3295
# 2	0.1192	0.1554	2039.500 H	100.6185
Mean	0.0450	0.0846	2077.000 H	102.4740
SD	0.1049	0.1002	53.033	2.6241
%RSD	232.9931	118.5298	2.553	2.5607

BACKGROUND CORRECTED INTENSITIES
Identity 1 : ICSAB Identity 2 : Type : ICSAB
Weight : 1.0000 Volume : 1.00 Printed : 7:47:58 PM July 4, 2007

	K_766	Na589	Sc	Sc361
# 1	32.5	185.5	2118.0	2118.0
# 2	25.5	182.5	2059.0	2059.0
Mean	29.0	184.0	2088.5	2088.5
SD	4.9	2.1	41.7	41.7
%RSD	17.1	1.2	2.0	2.0

APPARENT CONCENTRATIONS
Identity 1 : ICSAB Identity 2 : Type : ICSAB
Weight : 1.0000 Volume : 1.00 Printed : 7:47:58 PM July 4, 2007

	ppm	ppm		ppm
# 1	0.2476	0.1142	2118.000 H	104.5027
# 2	0.1138	0.1227	2059.000 H	101.5834

010749

EVOLUTION by Micro-Active Australia Pty Ltd 7:53:54 PM July 4, 2007

Mean	0.1807	0.1184	2088.500 H	103.0430
SD	0.0946	0.0060	41.719	2.0643
%RSD	52.3541	5.0977	1.998	2.0033

Checking interference check standard ...
Identity 1 : ICSAB Identity 2 :

Report name	Low limit	Value	High limit	
K_766	0.000	0.181	0.000	Failed
Na589	0.000	0.118	0.000	Failed

BACKGROUND CORRECTED INTENSITIES
Identity 1 : CLP_CCV_SC Identity 2 : Type : CV
Weight : 1.0000 Volume : 1.00 Printed : 7:50:52 PM July 4, 2007

	K_766	Na589	Sc	Sc361
# 1	956.5	8184.0	2148.0	2148.0
# 2	938.5	7959.0	2110.0	2110.0
Mean	947.5	8071.5	2129.0	2129.0
SD	12.7	159.1	26.9	26.9
%RSD	1.3	2.0	1.3	1.3

APPARENT CONCENTRATIONS
Identity 1 : CLP_CCV_SC Identity 2 : Type : CV
Weight : 1.0000 Volume : 1.00 Printed : 7:50:52 PM July 4, 2007

	K_766	Na589	Sc	Sc361
	ppm	ppm		ppm
# 1	19.6824	30.3074	2148.000 H	105.9871
# 2	19.6593	29.9991	2110.000 H	104.1069
Mean	19.6708	30.1533	2129.000 H	105.0470
SD	0.0163	0.2180	26.870	1.3295
%RSD	0.0831	0.7231	1.262	1.2657

Checking calibration verification ...
Identity 1 : CLP_CCV_SC Identity 2 :

Report name	Low limit	Value	High limit
K_766	18.000	19.671	22.000
Na589	27.000	30.153	33.000

BACKGROUND CORRECTED INTENSITIES
Identity 1 : Calibration blank Identity 2 : Type : CB
Weight : 1.0000 Volume : 1.00 Printed : 7:53:44 PM July 4, 2007

	K_766	Na589	Sc	Sc361
# 1	34.0	189.5	2162.0	2162.0
# 2	38.0	162.5	2125.0	2125.0
Mean	36.0	176.0	2143.5	2143.5
SD	2.8	19.1	26.2	26.2
%RSD	7.9	10.8	1.2	1.2

APPARENT CONCENTRATIONS
Identity 1 : Calibration blank Identity 2 : Type : CB
Weight : 1.0000 Volume : 1.00 Printed : 7:53:44 PM July 4, 2007

	K_766	Na589	Sc	Sc361
	ppm	ppm		ppm

# 1	0.2849	0.1147	2162.000	H	106.6799
# 2	0.3623	0.0240	2125.000	H	104.8491
Mean	0.3136	0.0694	2143.500	H	105.7645
SD	0.0689	0.0641	26.163		1.2946
%RSD	21.9770	92.4289	1.221		1.2240

EVOLUTION by Micro-Active Australia Pty Ltd 8:02:32 PM July 4, 2007

010750

Checking calibration blank ...
Identity 1 : Calibration blank Identity 2 :

Report name	CRDL	Value	
K_766	0.250	0.314	Contaminated
Na589	0.250	0.069	
Sc361	0.000	105.764	

BACKGROUND CORRECTED INTENSITIES
Identity 1 : PBWIF-G02E3 DF10 Identity 2 : PG68-121 Type : SAMPLE
Weight : 1.0000 Volume : 1.00 Printed : 7:56:36 PM July 4, 2007

	K_766	Na589	Sc	Sc361
# 1	23.0	224.0	2149.5	2149.5
# 2	32.0	230.0	2090.5	2090.5
Mean	27.5	227.0	2120.0	2120.0
SD	6.4	4.2	41.7	41.7
%RSD	23.1	1.9	2.0	2.0

APPARENT CONCENTRATIONS
Identity 1 : PBWIF-G02E3 DF10 Identity 2 : PG68-121 Type : SAMPLE
Weight : 1.0000 Volume : 1.00 Printed : 7:56:36 PM July 4, 2007

	K_766	Na589	Sc		Sc361
	ppm	ppm			ppm
# 1	0.0377	0.2490	2149.500	H	106.0614
# 2	0.2459	0.2962	2090.500	H	103.1420
Mean	0.1418	0.2726	2120.000	H	104.6017
SD	0.1473	0.0333	41.719		2.0643
%RSD	103.8513	12.2267	1.968		1.9735

BACKGROUND CORRECTED INTENSITIES
Identity 1 : SRM278IF DF10 Identity 2 : PG68-121 Type : SAMPLE
Weight : 1.0000 Volume : 1.00 Printed : 7:59:30 PM July 4, 2007

	K_766	Na589	Sc	Sc361
# 1	187.0	1270.5	2105.5	2105.5
# 2	182.0	1205.5	2058.5	2058.5
Mean	184.5	1238.0	2082.0	2082.0
SD	3.5	46.0	33.2	33.2
%RSD	1.9	3.7	1.6	1.6

APPARENT CONCENTRATIONS
Identity 1 : SRM278IF DF10 Identity 2 : PG68-121 Type : SAMPLE
Weight : 1.0000 Volume : 1.00 Printed : 7:59:30 PM July 4, 2007

	K_766	Na589	Sc		Sc361
	ppm	ppm			ppm
# 1	3.5686	4.2982	2105.500	H	103.8842
# 2	3.5505	4.1538	2058.500	H	101.5586
Mean	3.5596	4.2260	2082.000	H	102.7214
SD	0.0128	0.1021	33.234		1.6444
%RSD	0.3602	2.4156	1.596		1.6009

BACKGROUND CORRECTED INTENSITIES

Identity 1 : SRM688IF DF10 Identity 2 : PG68-121 Type : SAMPLE
Weight : 1.0000 Volume : 1.00 Printed : 8:02:22 PM July 4, 2007

	K_766	Na589	Sc	Sc361
EVOLUTION by Micro-Active Australia Pty Ltd				8:08:24 PM July 4, 2007
# 1	37.0	674.5	2062.0	2062.0
# 2	38.0	623.5	2014.0	2014.0
Mean	37.5	649.0	2038.0	2038.0
SD	0.7	36.1	33.9	33.9
%RSD	1.9	5.6	1.7	1.7

010751

APPARENT CONCENTRATIONS
Identity 1 : SRM688IF DF10 Identity 2 : PG68-121 Type : SAMPLE
Weight : 1.0000 Volume : 1.00 Printed : 8:02:22 PM July 4, 2007

	K_766	Na589	Sc	Sc361
	ppm	ppm		ppm
# 1	0.3651	2.0570	2062.000 H	101.7318
# 2	0.4069	1.9148	2014.000	99.3568
Mean	0.3860	1.9859	2038.000 H	100.5443
SD	0.0295	0.1005	33.941	1.6794
%RSD	7.6530	5.0618	1.665	1.6703

BACKGROUND CORRECTED INTENSITIES
Identity 1 : 297126IF DF10 Identity 2 : PG68-121 Type : SAMPLE
Weight : 1.0000 Volume : 1.00 Printed : 8:05:16 PM July 4, 2007

	K_766	Na589	Sc	Sc361
# 1	170.5	769.0	2075.5	2075.5
# 2	155.5	752.0	2026.5	2026.5
Mean	163.0	760.5	2051.0	2051.0
SD	10.6	12.0	34.6	34.6
%RSD	6.5	1.6	1.7	1.7

APPARENT CONCENTRATIONS
Identity 1 : 297126IF DF10 Identity 2 : PG68-121 Type : SAMPLE
Weight : 1.0000 Volume : 1.00 Printed : 8:05:16 PM July 4, 2007

	K_766	Na589	Sc	Sc361
	ppm	ppm		ppm
# 1	3.2673	2.4090	2075.500 H	102.3998
# 2	3.0225	2.4137	2026.500	99.9753
Mean	3.1449	2.4113	2051.000 H	101.1875
SD	0.1731	0.0033	34.648	1.7144
%RSD	5.5041	0.1356	1.689	1.6943

BACKGROUND CORRECTED INTENSITIES
Identity 1 : 297127IF DF10 Identity 2 : PG68-121 Type : SAMPLE
Weight : 1.0000 Volume : 1.00 Printed : 8:08:08 PM July 4, 2007

	K_766	Na589	Sc	Sc361
# 1	189.0	835.5	2090.0	2090.0
# 2	163.0	804.5	2047.0	2047.0
Mean	176.0	820.0	2068.5	2068.5
SD	18.4	21.9	30.4	30.4
%RSD	10.4	2.7	1.5	1.5

APPARENT CONCENTRATIONS
Identity 1 : 297127IF DF10 Identity 2 : PG68-121 Type : SAMPLE

Weight : 1.0000 Volume : 1.00 Printed : 8:08:08 PM July 4, 2007

	K_766 ppm	Na589 ppm	Sc	Sc361 ppm
# 1	3.6417	2.6463	2090.000 H	103.1173

EVOLUTION by Micro-Active Australia Pty Ltd 8:16:56 PM July 4, 2007

010752

# 2	3.1534	2.5915	2047.000 H	100.9896
Mean	3.3975	2.6189	2068.500 H	102.0534
SD	0.3453	0.0387	30.406	1.5045
%RSD	10.1621	1.4775	1.470	1.4742

BACKGROUND CORRECTED INTENSITIES
Identity 1 : 297128IF DF10 Identity 2 : PG68-121 Type : SAMPLE
Weight : 1.0000 Volume : 1.00 Printed : 8:11:02 PM July 4, 2007

	K_766	Na589	Sc	Sc361
# 1	202.5	923.5	2081.0	2081.0
# 2	218.5	940.5	2020.0	2020.0
Mean	210.5	932.0	2050.5	2050.5
SD	11.3	12.0	43.1	43.1
%RSD	5.4	1.3	2.1	2.1

APPARENT CONCENTRATIONS
Identity 1 : 297128IF DF10 Identity 2 : PG68-121 Type : SAMPLE
Weight : 1.0000 Volume : 1.00 Printed : 8:11:02 PM July 4, 2007

	K_766 ppm	Na589 ppm	Sc	Sc361 ppm
# 1	3.9526	3.0033	2081.000 H	102.6719
# 2	4.4434	3.1802	2020.000	99.6536
Mean	4.1980	3.0918	2050.500 H	101.1628
SD	0.3471	0.1251	43.134	2.1343
%RSD	8.2681	4.0472	2.104	2.1097

BACKGROUND CORRECTED INTENSITIES
Identity 1 : 297129IF DF10 Identity 2 : PG68-121 Type : SAMPLE
Weight : 1.0000 Volume : 1.00 Printed : 8:13:54 PM July 4, 2007

	K_766	Na589	Sc	Sc361
# 1	196.5	885.5	2064.0	2064.0
# 2	184.5	856.5	2007.0	2007.0
Mean	190.5	871.0	2035.5	2035.5
SD	8.5	20.5	40.3	40.3
%RSD	4.5	2.4	2.0	2.0

APPARENT CONCENTRATIONS
Identity 1 : 297129IF DF10 Identity 2 : PG68-121 Type : SAMPLE
Weight : 1.0000 Volume : 1.00 Printed : 8:13:54 PM July 4, 2007

	K_766 ppm	Na589 ppm	Sc	Sc361 ppm
# 1	3.8574	2.8836	2064.000 H	101.8308
# 2	3.7093	2.8652	2007.000	99.0104
Mean	3.7834	2.8744	2035.500 H	100.4206
SD	0.1047	0.0130	40.305	1.9943
%RSD	2.7670	0.4519	1.980	1.9860

BACKGROUND CORRECTED INTENSITIES
Identity 1 : 297130IF DF10 Identity 2 : PG68-121 Type : SAMPLE
Weight : 1.0000 Volume : 1.00 Printed : 8:16:46 PM July 4, 2007

	K_766	Na589	Sc	Sc361
# 1	75.5	611.0	2091.5	2091.5
# 2	77.5	579.0	2035.5	2035.5

010753

EVOLUTION by Micro-Active Australia Pty Ltd 8:22:54 PM July 4, 2007

Mean	76.5	595.0	2063.5	2063.5
SD	1.4	22.6	39.6	39.6
%RSD	1.8	3.8	1.9	1.9

APPARENT CONCENTRATIONS
Identity 1 : 297130IF DF10 Identity 2 : PG68-121 Type : SAMPLE
Weight : 1.0000 Volume : 1.00 Printed : 8:16:46 PM July 4, 2007

	K_766	Na589	Sc	Sc361
	ppm	ppm		ppm
# 1	1.1857	1.7733	2091.500 H	103.1915
# 2	1.2750	1.7110	2035.500 H	100.4206
Mean	1.2304	1.7421	2063.500 H	101.8060
SD	0.0631	0.0441	39.598	1.9593
%RSD	5.1324	2.5296	1.919	1.9246

BACKGROUND CORRECTED INTENSITIES
Identity 1 : 297131IF DF10 Identity 2 : PG68-121 Type : SAMPLE
Weight : 1.0000 Volume : 1.00 Printed : 8:19:40 PM July 4, 2007

	K_766	Na589	Sc	Sc361
# 1	66.0	538.0	2092.5	2092.5
# 2	71.0	550.0	2040.5	2040.5
Mean	68.5	544.0	2066.5	2066.5
SD	3.5	8.5	36.8	36.8
%RSD	5.2	1.6	1.8	1.8

APPARENT CONCENTRATIONS
Identity 1 : 297131IF DF10 Identity 2 : PG68-121 Type : SAMPLE
Weight : 1.0000 Volume : 1.00 Printed : 8:19:40 PM July 4, 2007

	K_766	Na589	Sc	Sc361
	ppm	ppm		ppm
# 1	0.9797	1.4892	2092.500 H	103.2410
# 2	1.1268	1.5900	2040.500 H	100.6680
Mean	1.0533	1.5396	2066.500 H	101.9545
SD	0.1040	0.0713	36.770	1.8194
%RSD	9.8751	4.6316	1.779	1.7845

BACKGROUND CORRECTED INTENSITIES
Identity 1 : 297132IF DF10 Identity 2 : PG68-121 Type : SAMPLE
Weight : 1.0000 Volume : 1.00 Printed : 8:22:32 PM July 4, 2007

	K_766	Na589	Sc	Sc361
# 1	94.0	554.5	2103.0	2103.0
# 2	85.0	595.5	2079.0	2079.0
Mean	89.5	575.0	2091.0	2091.0
SD	6.4	29.0	17.0	17.0
%RSD	7.1	5.0	0.8	0.8

APPARENT CONCENTRATIONS
Identity 1 : 297132IF DF10 Identity 2 : PG68-121 Type : SAMPLE
Weight : 1.0000 Volume : 1.00 Printed : 8:22:32 PM July 4, 2007

	K_766	Na589	Sc	Sc361

	ppm	ppm		ppm
# 1	1.5744	1.5424	2103.000 H	103.7605
# 2	1.4021	1.7271	2079.000 H	102.5730
Mean	1.4883	1.6348	2091.000 H	103.1667

EVOLUTION by Micro-Active Australia Pty Ltd 8:28:30 PM July 4, 2007

010754

SD	0.1219	0.1306	16.971	0.8397
%RSD	8.1890	7.9869	0.812	0.8139

BACKGROUND CORRECTED INTENSITIES
Identity 1 : CLP_CCV_SC Identity 2 : Type : CV
Weight : 1.0000 Volume : 1.00 Printed : 8:25:26 PM July 4, 2007

	K_766	Na589	Sc	Sc361
# 1	938.5	8026.5	2105.0	2105.0
# 2	915.5	7780.5	2025.0	2025.0
Mean	927.0	7903.5	2065.0	2065.0
SD	16.3	173.9	56.6	56.6
%RSD	1.8	2.2	2.7	2.7

APPARENT CONCENTRATIONS
Identity 1 : CLP_CCV_SC Identity 2 : Type : CV
Weight : 1.0000 Volume : 1.00 Printed : 8:25:26 PM July 4, 2007

	K_766	Na589	Sc	Sc361
	ppm	ppm		ppm
# 1	19.7070	30.3318	2105.000 H	103.8595
# 2	19.9898	30.5683	2025.000	99.9010
Mean	19.8484	30.4501	2065.000 H	101.8803
SD	0.1999	0.1672	56.569	2.7990
%RSD	1.0074	0.5492	2.739	2.7474

Checking calibration verification ...
Identity 1 : CLP_CCV_SC Identity 2 :

Report name	Low limit	Value	High limit
K_766	18.000	19.848	22.000
Na589	27.000	30.450	33.000

BACKGROUND CORRECTED INTENSITIES
Identity 1 : Calibration blank Identity 2 : Type : CB
Weight : 1.0000 Volume : 1.00 Printed : 8:28:20 PM July 4, 2007

	K_766	Na589	Sc	Sc361
# 1	25.0	236.0	2150.0	2150.0
# 2	22.0	215.0	2107.0	2107.0
Mean	23.5	225.5	2128.5	2128.5
SD	2.1	14.8	30.4	30.4
%RSD	9.0	6.6	1.4	1.4

APPARENT CONCENTRATIONS
Identity 1 : Calibration blank Identity 2 : Type : CB
Weight : 1.0000 Volume : 1.00 Printed : 8:28:20 PM July 4, 2007

	K_766	Na589	Sc	Sc361
	ppm	ppm		ppm
# 1	0.0796	0.2941	2150.000 H	106.0861
# 2	0.0260	0.2314	2107.000 H	103.9584
Mean	0.0528	0.2628	2128.500 H	105.0223
SD	0.0379	0.0443	30.406	1.5045
%RSD	71.8413	16.8646	1.428	1.4325

Checking calibration blank ...
Identity 1 : Calibration blank Identity 2 :

Report name	CRDL	Value	
K_766	0.250	0.053	
Na589	0.250	0.263	Contaminated
Sc361	0.000	105.022	

EVOLUTION by Micro-Active Australia Pty Ltd 8:37:24 PM July 4, 2007

010755

BACKGROUND CORRECTED INTENSITIES
Identity 1 : 297133IF DF10 Identity 2 : PG68-121 Type : SAMPLE
Weight : 1.0000 Volume : 1.00 Printed : 8:31:12 PM July 4, 2007

	K_766	Na589	Sc	Sc361
# 1	87.0	495.0	2078.5	2078.5
# 2	94.0	455.0	2033.5	2033.5
Mean	90.5	475.0	2056.0	2056.0
SD	4.9	28.3	31.8	31.8
%RSD	5.5	6.0	1.5	1.5

APPARENT CONCENTRATIONS
Identity 1 : 297133IF DF10 Identity 2 : PG68-121 Type : SAMPLE
Weight : 1.0000 Volume : 1.00 Printed : 8:31:12 PM July 4, 2007

	K_766	Na589	Sc	Sc361
	ppm	ppm		ppm
# 1	1.4460	1.3354	2078.500 H	102.5482
# 2	1.6435	1.2186	2033.500 H	100.3216
Mean	1.5448	1.2770	2056.000 H	101.4349
SD	0.1396	0.0826	31.820	1.5745
%RSD	9.0391	6.4674	1.548	1.5522

BACKGROUND CORRECTED INTENSITIES
Identity 1 : 297134IF DF10 Identity 2 : PG68-121 Type : SAMPLE
Weight : 1.0000 Volume : 1.00 Printed : 8:34:06 PM July 4, 2007

	K_766	Na589	Sc	Sc361
# 1	90.0	547.5	2101.5	2101.5
# 2	91.0	543.5	2040.5	2040.5
Mean	90.5	545.5	2071.0	2071.0
SD	0.7	2.8	43.1	43.1
%RSD	0.8	0.5	2.1	2.1

APPARENT CONCENTRATIONS
Identity 1 : 297134IF DF10 Identity 2 : PG68-121 Type : SAMPLE
Weight : 1.0000 Volume : 1.00 Printed : 8:34:06 PM July 4, 2007

	K_766	Na589	Sc	Sc361
	ppm	ppm		ppm
# 1	1.4898	1.5169	2101.500 H	103.6863
# 2	1.5699	1.5642	2040.500 H	100.6680
Mean	1.5299	1.5406	2071.000 H	102.1771
SD	0.0566	0.0334	43.134	2.1343
%RSD	3.6987	2.1697	2.083	2.0888

BACKGROUND CORRECTED INTENSITIES
Identity 1 : 297135IF DF10 Identity 2 : PG68-121 Type : SAMPLE
Weight : 1.0000 Volume : 1.00 Printed : 8:36:58 PM July 4, 2007

	K_766	Na589	Sc	Sc361
# 1	84.5	535.0	2068.0	2068.0
# 2	86.5	519.0	2040.0	2040.0

Mean	85.5	527.0	2054.0	2054.0
SD	1.4	11.3	19.8	19.8
%RSD	1.7	2.1	1.0	1.0

EVOLUTION by Micro-Active Australia Pty Ltd 8:45:54 PM July 4, 2007 010756

APPARENT CONCENTRATIONS
Identity 1 : 297135IF DF10 Identity 2 : PG68-121 Type : SAMPLE
Weight : 1.0000 Volume : 1.00 Printed : 8:36:58 PM July 4, 2007

	K_766 ppm	Na589 ppm	Sc	Sc361 ppm
# 1	1.4010	1.5021	2068.000 H	102.0287
# 2	1.4707	1.4673	2040.000 H	100.6432
Mean	1.4358	1.4847	2054.000 H	101.3360
SD	0.0493	0.0246	19.799	0.9797
%RSD	3.4309	1.6581	0.964	0.9667

BACKGROUND CORRECTED INTENSITIES
Identity 1 : 297136IF DF10 Identity 2 : PG68-121 Type : SAMPLE
Weight : 1.0000 Volume : 1.00 Printed : 8:39:50 PM July 4, 2007

	K_766	Na589	Sc	Sc361
# 1	77.5	595.5	2083.0	2083.0
# 2	96.5	608.5	2040.0	2040.0
Mean	87.0	602.0	2061.5	2061.5
SD	13.4	9.2	30.4	30.4
%RSD	15.4	1.5	1.5	1.5

APPARENT CONCENTRATIONS
Identity 1 : 297136IF DF10 Identity 2 : PG68-121 Type : SAMPLE
Weight : 1.0000 Volume : 1.00 Printed : 8:39:50 PM July 4, 2007

	K_766 ppm	Na589 ppm	Sc	Sc361 ppm
# 1	1.2358	1.7226	2083.000 H	102.7709
# 2	1.6922	1.8232	2040.000 H	100.6432
Mean	1.4640	1.7729	2061.500 H	101.7071
SD	0.3228	0.0711	30.406	1.5045
%RSD	22.0462	4.0110	1.475	1.4792

BACKGROUND CORRECTED INTENSITIES
Identity 1 : 297137IF DF10 Identity 2 : PG68-121 Type : SAMPLE
Weight : 1.0000 Volume : 1.00 Printed : 8:42:44 PM July 4, 2007

	K_766	Na589	Sc	Sc361
# 1	182.5	854.5	2092.0	2092.0
# 2	195.5	823.5	2031.0	2031.0
Mean	189.0	839.0	2061.5	2061.5
SD	9.2	21.9	43.1	43.1
%RSD	4.9	2.6	2.1	2.1

APPARENT CONCENTRATIONS
Identity 1 : 297137IF DF10 Identity 2 : PG68-121 Type : SAMPLE
Weight : 1.0000 Volume : 1.00 Printed : 8:42:44 PM July 4, 2007

	K_766 ppm	Na589 ppm	Sc	Sc361 ppm
# 1	3.4973	2.7168	2092.000 H	103.2162
# 2	3.9051	2.6925	2031.000 H	100.1979

SD	0.2883	0.0172	43.134	2.1343
%RSD	7.7903	0.6352	2.092	2.0984

BACKGROUND CORRECTED INTENSITIES
EVOLUTION by Micro-Active Australia Pty Ltd 8:51:32 PM July 4, 2007

010757

Identity 1 : 297138IF DF10 Identity 2 : PG68-121 Type : SAMPLE
Weight : 1.0000 Volume : 1.00 Printed : 8:45:36 PM July 4, 2007

	K_766	Na589	Sc	Sc361
# 1	185.5	925.5	2056.5	2056.5
# 2	184.5	900.5	2004.5	2004.5
Mean	185.0	913.0	2030.5	2030.5
SD	0.7	17.7	36.8	36.8
%RSD	0.4	1.9	1.8	1.8

APPARENT CONCENTRATIONS
Identity 1 : 297138IF DF10 Identity 2 : PG68-121 Type : SAMPLE
Weight : 1.0000 Volume : 1.00 Printed : 8:45:36 PM July 4, 2007

	K_766	Na589	Sc	Sc361
	ppm	ppm		ppm
# 1	3.6313	3.0541	2056.500 H	101.4597
# 2	3.7145	3.0476	2004.500	98.8867
Mean	3.6729	3.0508	2030.500 H	100.1732
SD	0.0588	0.0046	36.770	1.8194
%RSD	1.6022	0.1499	1.811	1.8162

BACKGROUND CORRECTED INTENSITIES
Identity 1 : 297139IF DF10 Identity 2 : PG68-121 Type : SAMPLE
Weight : 1.0000 Volume : 1.00 Printed : 8:48:28 PM July 4, 2007

	K_766	Na589	Sc	Sc361
# 1	209.0	944.0	2034.5	2034.5
# 2	194.0	943.0	1990.5	1990.5
Mean	201.5	943.5	2012.5	2012.5
SD	10.6	0.7	31.1	31.1
%RSD	5.3	0.1	1.5	1.5

APPARENT CONCENTRATIONS
Identity 1 : 297139IF DF10 Identity 2 : PG68-121 Type : SAMPLE
Weight : 1.0000 Volume : 1.00 Printed : 8:48:28 PM July 4, 2007

	K_766	Na589	Sc	Sc361
	ppm	ppm		ppm
# 1	4.1975	3.1673	2034.500 H	100.3711
# 2	3.9595	3.2464	1990.500	98.1940
Mean	4.0785	3.2068	2012.500	99.2825
SD	0.1683	0.0559	31.113	1.5395
%RSD	4.1261	1.7445	1.546	1.5506

BACKGROUND CORRECTED INTENSITIES
Identity 1 : 297140IF DF10 Identity 2 : PG68-121 Type : SAMPLE
Weight : 1.0000 Volume : 1.00 Printed : 8:51:22 PM July 4, 2007

	K_766	Na589	Sc	Sc361
# 1	211.5	1031.0	2032.5	2032.5
# 2	200.5	976.0	1964.5	1964.5
Mean	206.0	1003.5	1998.5	1998.5
SD	7.8	38.9	48.1	48.1

%RSD	3.8	3.9	2.4	2.4

APPARENT CONCENTRATIONS
Identity 1 : 297140IF DF10 Identity 2 : PG68-121 Type : SAMPLE
Weight : 1.0000 Volume : 1.00 Printed : 8:51:22 PM July 4, 2007
EVOLUTION by Micro-Active Australia Pty Ltd 8:57:24 PM July 4, 2007

010758

	K_766 ppm	Na589 ppm	Sc	Sc361 ppm
# 1	4.2577	3.5182	2032.500 H	100.2721
# 2	4.1674	3.4335	1964.500	96.9075
Mean	4.2125	3.4758	1998.500	98.5898
SD	0.0638	0.0599	48.083	2.3792
%RSD	1.5156	1.7224	2.406	2.4132

BACKGROUND CORRECTED INTENSITIES
Identity 1 : 297141IF DF10 Identity 2 : PG68-121 Type : SAMPLE
Weight : 1.0000 Volume : 1.00 Printed : 8:54:16 PM July 4, 2007

	K_766	Na589	Sc	Sc361
# 1	67.0	526.0	2019.0	2019.0
# 2	66.0	498.0	1965.0	1965.0
Mean	66.5	512.0	1992.0	1992.0
SD	0.7	19.8	38.2	38.2
%RSD	1.1	3.9	1.9	1.9

APPARENT CONCENTRATIONS
Identity 1 : 297141IF DF10 Identity 2 : PG68-121 Type : SAMPLE
Weight : 1.0000 Volume : 1.00 Printed : 8:54:16 PM July 4, 2007

	K_766 ppm	Na589 ppm	Sc	Sc361 ppm
# 1	1.0540	1.5169	2019.000	99.6042
# 2	1.0722	1.4594	1965.000	96.9322
Mean	1.0631	1.4882	1992.000	98.2682
SD	0.0129	0.0407	38.184	1.8894
%RSD	1.2117	2.7325	1.917	1.9226

BACKGROUND CORRECTED INTENSITIES
Identity 1 : CLP_CCV_SC Identity 2 : Type : CV
Weight : 1.0000 Volume : 1.00 Printed : 8:57:08 PM July 4, 2007

	K_766	Na589	Sc	Sc361
# 1	906.0	7747.0	2025.0	2025.0
# 2	893.0	7526.0	1968.0	1968.0
Mean	899.5	7636.5	1996.5	1996.5
SD	9.2	156.3	40.3	40.3
%RSD	1.0	2.0	2.0	2.0

APPARENT CONCENTRATIONS
Identity 1 : CLP_CCV_SC Identity 2 : Type : CV
Weight : 1.0000 Volume : 1.00 Printed : 8:57:08 PM July 4, 2007

	K_766 ppm	Na589 ppm	Sc	Sc361 ppm
# 1	19.7777	30.4342	2025.000	99.9010
# 2	20.0649	30.4221	1968.000	97.0807
Mean	19.9213	30.4281	1996.500	98.4908
SD	0.2031	0.0086	40.305	1.9943
%RSD	1.0193	0.0281	2.019	2.0249

Checking calibration verification ...
Identity 1 : CLP_CCV_SC Identity 2 :

Report name	Low limit	Value	High limit
K_766	18.000	19.921	22.000
Na589	27.000	30.428	33.000

EVOLUTION by Micro-Active Australia Pty Ltd 9:03:24 PM July 4, 2007

010759

BACKGROUND CORRECTED INTENSITIES
Identity 1 : Calibration blank Identity 2 : Type : CB
Weight : 1.0000 Volume : 1.00 Printed : 9:00:00 PM July 4, 2007

	K_766	Na589	Sc	Sc361
# 1	36.0	187.0	2062.0	2062.0
# 2	33.0	230.0	2018.0	2018.0
Mean	34.5	208.5	2040.0	2040.0
SD	2.1	30.4	31.1	31.1
%RSD	6.1	14.6	1.5	1.5

APPARENT CONCENTRATIONS
Identity 1 : Calibration blank Identity 2 : Type : CB
Weight : 1.0000 Volume : 1.00 Printed : 9:00:00 PM July 4, 2007

	K_766	Na589	Sc	Sc361
	ppm	ppm		ppm
# 1	0.3432	0.1394	2062.000 H	101.7318
# 2	0.2932	0.3282	2018.000	99.5547
Mean	0.3182	0.2338	2040.000 H	100.6432
SD	0.0353	0.1336	31.113	1.5395
%RSD	11.1099	57.1243	1.525	1.5296

Checking calibration blank ...
Identity 1 : Calibration blank Identity 2 :

Report name	CRDL	Value	
K_766	0.250	0.318	Contaminated
Na589	0.250	0.234	
Sc361	0.000	100.643	

BACKGROUND CORRECTED INTENSITIES
Identity 1 : CRI Identity 2 : Type : CV
Weight : 1.0000 Volume : 1.00 Printed : 9:02:58 PM July 4, 2007

	K_766	Na589	Sc	Sc361
# 1	24.5	231.5	2099.5	2099.5
# 2	44.5	206.5	2025.5	2025.5
Mean	34.5	219.0	2062.5	2062.5
SD	14.1	17.7	52.3	52.3
%RSD	41.0	8.1	2.5	2.5

APPARENT CONCENTRATIONS
Identity 1 : CRI Identity 2 : Type : CV
Weight : 1.0000 Volume : 1.00 Printed : 9:02:58 PM July 4, 2007

	K_766	Na589	Sc	Sc361
	ppm	ppm		ppm
# 1	0.0815	0.2981	2099.500 H	103.5873
# 2	0.5471	0.2307	2025.500	99.9258
Mean	0.3143	0.2644	2062.500 H	101.7566
SD	0.3292	0.0477	52.326	2.5891
%RSD	104.7555	18.0341	2.537	2.5444

Checking calibration verification ...
Identity 1 : CRI Identity 2 :

Report name	Low limit	Value	High limit	
K_766	0.900	0.314	1.100	Failed

EVOLUTION by Micro-Active Australia Pty Ltd 9:11:56 PM July 4, 2007

010760

Na589	0.900	0.264	1.100	Failed

BACKGROUND CORRECTED INTENSITIES
Identity 1 : ICSA Identity 2 : Type : INTRF
Weight : 1.0000 Volume : 1.00 Printed : 9:05:54 PM July 4, 2007

	K_766	Na589	Sc	Sc361
# 1	25.0	131.0	1998.5	1998.5
# 2	19.0	139.0	1959.5	1959.5
Mean	22.0	135.0	1979.0	1979.0
SD	4.2	5.7	27.6	27.6
%RSD	19.3	4.2	1.4	1.4

APPARENT CONCENTRATIONS
Identity 1 : ICSA Identity 2 : Type : INTRF
Weight : 1.0000 Volume : 1.00 Printed : 9:05:54 PM July 4, 2007

	K_766	Na589	Sc	Sc361
	ppm	ppm		ppm
# 1	0.1195 L	-0.0646	1998.500	98.5898
# 2 L	-0.0077 L	-0.0209	1959.500	96.6601
Mean	0.0559 L	-0.0427	1979.000	97.6249
SD	0.0899	0.0309	27.577	1.3645
%RSD	160.9226	72.3555	1.393	1.3977

BACKGROUND CORRECTED INTENSITIES
Identity 1 : ICSAB Identity 2 : Type : ICSAB
Weight : 1.0000 Volume : 1.00 Printed : 9:08:46 PM July 4, 2007

	K_766	Na589	Sc	Sc361
# 1	41.0	128.0	1988.5	1988.5
# 2	22.0	142.0	1940.5	1940.5
Mean	31.5	135.0	1964.5	1964.5
SD	13.4	9.9	33.9	33.9
%RSD	42.7	7.3	1.7	1.7

APPARENT CONCENTRATIONS
Identity 1 : ICSAB Identity 2 : Type : ICSAB
Weight : 1.0000 Volume : 1.00 Printed : 9:08:46 PM July 4, 2007

	K_766	Na589	Sc	Sc361
	ppm	ppm		ppm
# 1	0.4860 L	-0.0741	1988.500	98.0950
# 2	0.0665 L	-0.0027	1940.500	95.7199
Mean	0.2762 L	-0.0384	1964.500	96.9075
SD	0.2967	0.0505	33.941	1.6794
%RSD	107.3919	131.5444	1.728	1.7330

Checking interference check standard ...
Identity 1 : ICSAB Identity 2 :

Report name	Low limit	Value	High limit	
K_766	0.000	0.276	0.000	Failed
Na589	0.000	-0.038	0.000	Failed

BACKGROUND CORRECTED INTENSITIES
Identity 1 : CLP_CCV_SC Identity 2 : Type : CV

Weight : 1.0000 Volume : 1.00 Printed : 9:11:38 PM July 4, 2007

	K_766	Na589	Sc	Sc361
# 1	921.0	7684.0	2046.5	2046.5
# 2	905.0	7580.0	2002.5	2002.5

EVOLUTION by Micro-Active Australia Pty Ltd 9:21:56 PM July 4, 2007

010761

Mean	913.0	7632.0	2024.5	2024.5
SD	11.3	73.5	31.1	31.1
%RSD	1.2	1.0	1.5	1.5

APPARENT CONCENTRATIONS
Identity 1 : CLP_CCV_SC Identity 2 : Type : CV
Weight : 1.0000 Volume : 1.00 Printed : 9:11:38 PM July 4, 2007

	K_766 ppm	Na589 ppm	Sc	Sc361 ppm
# 1	19.8966	29.8585	2046.500 H	100.9649
# 2	19.9824	30.1064	2002.500	98.7877
Mean	19.9395	29.9824	2024.500	99.8763
SD	0.0607	0.1753	31.113	1.5395
%RSD	0.3043	0.5847	1.537	1.5414

Checking calibration verification ...
Identity 1 : CLP_CCV_SC Identity 2 :

Report name	Low limit	Value	High limit
K_766	18.000	19.940	22.000
Na589	27.000	29.982	33.000

BACKGROUND CORRECTED INTENSITIES
Identity 1 : Calibration blank Identity 2 : Type : CB
Weight : 1.0000 Volume : 1.00 Printed : 9:14:32 PM July 4, 2007

	K_766	Na589	Sc	Sc361
# 1	23.0	141.5	2061.5	2061.5
# 2	27.0	127.5	1987.5	1987.5
Mean	25.0	134.5	2024.5	2024.5
SD	2.8	9.9	52.3	52.3
%RSD	11.3	7.4	2.6	2.6

APPARENT CONCENTRATIONS
Identity 1 : Calibration blank Identity 2 : Type : CB
Weight : 1.0000 Volume : 1.00 Printed : 9:14:32 PM July 4, 2007

	K_766 ppm	Na589 ppm	Sc	Sc361 ppm
# 1	0.0583 L	-0.0395	2061.500 H	101.7071
# 2	0.1681 L	-0.0759	1987.500	98.0455
Mean	0.1132 L	-0.0577	2024.500	99.8763
SD	0.0776	0.0257	52.326	2.5891
%RSD	68.5608	44.6225	2.585	2.5923

Checking calibration blank ...
Identity 1 : Calibration blank Identity 2 :

Report name	CRDL	Value
K_766	0.250	0.113
Na589	0.250	-0.058
Sc361	0.000	99.876

QC STD. ID's	
CCV	07G03
CRI	
ICSA	
ICSAB	07G03

ICP CAL.STD. ID's	
Std0	07G03
Std1	
Std2	010762
Std3	
Std4	
Std5	
Std6	07G03

☐ 200.7 TAP No. 01-0406-028 Rev3/Jan06

☑ 6010B TAP No. 01-0406-130 Rev5/Jan06

☐ Other _____

Linear Range run Date: 5-14-07

IDL run date: 3-27-07

IEC run date: 12-15-06

PROJ. NO.	PROJECT	TO#	DATE	MATRIX	LOGBK PG
06002.01.212	Div. 20	070622-2	7-3-07	Solid	68-116 Rock
~~06002.01.212~~	~~Div. 20~~	~~070622-2~~	~~7-3-07~~	~~Solid~~	~~012~~ 7-5-07

INSTRUMENT: Trace 1 FILENAME: A706222

7-5-07

Analyst/Date

File converted to wsl? ☐

TRACE METALS PREPARATORY LABORATORY DIGESTION LOG

SOUTHWEST RESEARCH INSTITUTE
SAN ANTONIO, TEXAS 78228

BOOK / PAGE: 68 116

010763

CLIENT(S): Div. 20
TASK ORDER(S): 070622-2 SDG(S): 297126
PROJECT NO(S): 06002.01.212
METHOD: 3005A___ 3050B___ 3050B-7.5___ 3010A___ 3020A___ 7760A___ 7740A___ $HClO_4$___ $HClO_4/H_2SO_4$___
Microwave___ Fusion___ Teflon___ Rock ✓ OTHER___
MATRIX: Water___ Soil___ Biota___ Solid ✓ Liquid___ TCLP Ext___ OTHER___
INSTRUMENT: GFAA___ ICP ✓ ICP-MS___ IC___ FLAA___ HYDRIDE___ OTHER___
ACID INORG #: HNO_3# 6476 HCl# 6510 H_2SO_4#___ $HClO_4$#___ HF# 6472 H_2O_2#___
INTERNAL STD: Sc @ 10 PPM___ Be @ 10 PPM___ SOURCE:___ INORG#___ EXP:___ AMT:___
Oven/Hotplate/ Block ID: 3 Temperature (°C): 95°C Time in:___ Time out:___

SAMPLE IDENTIFICATION	pH	W.T. (g)	I.V. (mL)	F.V. (mL)	
PBW-F28E2 / ABW-F28E3		–		100	T = Total
SRM-278-1 # 2178 obsidian rock		0.10762	KE 6/28/07		I = Insoluble
SRM-688-1 # 4178 Basalt Rock		0.1193			
297126 T		0.1080			
26 T		0.1088			
27 T		0.1064			
28 T		0.1122			
29 T		0.1129			
30 I		0.0250		50	
31 I		0.0260			
32 I		0.0250			
33 I		0.0256			
34 I		0.0260			
35 I		0.0267			
36 I		0.0253			
37 T		0.1018		100	
38 T		0.1024			
39 T		0.1053			
40 T		0.1094			
41 I		~~0.1029~~	0.0259	50	
26 I	KE 6/28/07	~~0.1052~~ 0.1029		100	
27 I		~~0.1005~~ 0.1052			
28 I		0.1005			
29 I		0.1019			
37 I		0.1010			
38 I		0.1099			
39 I		0.1035			
40 I		0.1021			
SRM-278-2		0.1048		100	LOCATION:
SRM-688-2		0.1040			S8B5

PREPARED BY: [signature] Pipets verified today DATE: 6-28-07
REVIEWED BY: [signature] DATE: 7-5-07
DISPOSAL INT/DATE/LOC:___

FRM-191 (Rev 5/Mar 07)

Standardization Rpt. 07/03/07 10:40:01 AM page 1

Method: DAILY1 Standard: blk
Run Time: 07/03/07 10:35:32

Aduna 7/3/07 010764

Elem	Ag3280	Al3082	As1890	B_2496	Ba4934	Be3130	Bi2230
Avge	.0000	.0004	-.0000	.0002	-.0000	.0000	-.0001
SDev	.0000	.0000	.0000	.0000	.0000	.0000	.0000
%RSD	39.54	.3616	28.34	10.99	4.349	20.14	41.54
#1	.0000	.0004	-.0000	.0002	-.0000	.0000	-.0001
#2	.0000	.0004	-.0000	.0001	-.0000	.0000	-.0000

Elem	Ca3179	Cd2265	Co2286	Cr2677	Cu3247	Fe2714	K_7664
Avge	.0000	-.0000	-.0000	-.0000	.0003	-.0000	.0035
SDev	.0000	.0001	.0000	.0000	.0000	.0000	.0002
%RSD	70.66	151.9	117.9	846.3	3.725	24.90	6.156
#1	.0000	.0000	-.0000	.0000	.0003	-.0000	.0036
#2	.0000	-.0001	-.0000	-.0000	.0003	-.0000	.0033

Elem	La4086	Li6707	Mg2790	Mn2576	Mo2020	Na5889	Na3302
Avge	.0005	.0005	-.0000	.0000	-.0000	-.0169	-.0000
SDev	.0000	.0000	.0000	.0000	.0000	.0004	.0001
%RSD	2.838	3.778	235.6	28.34	25.32	2.284	442.6
#1	.0005	.0005	.0000	.0000	-.0001	-.0166	.0000
#2	.0005	.0005	-.0000	.0000	-.0000	-.0172	-.0001

Elem	Ni2316	P_1782	2203/1	2203/2	Pd3404	S_1820	Sb2068
Avge	-.0002	.0002	.0002	.0002	-.0000	.0002	.0000
SDev	.0000	.0001	.0000	.0001	.0000	.0000	.0000
%RSD	8.902	23.03	2.765	51.68	536.6	12.66	14.20
#1	-.0002	.0003	.0003	.0001	.0000	.0003	.0000
#2	-.0002	.0002	.0002	.0002	-.0000	.0002	.0000

Elem	Sc3613	1960/1	1960/2	Si2881	Sn1899	Sr4215	Th2837
Avge	40.34	-.0002	.0004	.0010	.0000	.0000	.0000
SDev	.03	.0000	.0004	.0000	.0000	.0000	.0000
%RSD	.0691	13.09	88.35	1.019	197.9	424.8	47.08
#1	40.36	-.0002	.0007	.0010	-.0000	.0000	.0000
#2	40.32	-.0002	.0002	.0010	.0000	-.0000	.0000

Elem	Ti3372	Tl1908	U_3859	V_2924	W_2079	Y_3710	Zn2062
Avge	-.0014	-.0001	.0044	-.0000	.0002	-.0000	.0000
SDev	.0001	.0000	.0000	.0000	.0001	.0000	.0000
%RSD	6.388	7.134	.1350	28.34	52.35	.0631	.0000
#1	-.0013	-.0001	.0044	-.0000	.0003	-.0000	.0000
#2	-.0014	-.0001	.0044	-.0000	.0002	-.0000	.0000

Elem	Zr3496
Avge	.0002
SDev	.0000
%RSD	26.25
#1	.0001
#2	.0002

7-5-07

010765

IntStd	1	2	3	4	5	6	7
Mode	*Counts	Time	NOTUSED	NOTUSED	NOTUSED	NOTUSED	NOTUSED
Elem	Sc	--	--	--	--	--	--
Wavlen	361.384	--	--	--	--	--	--
Avge	403392	10000	--	--	--	--	--
SDev	254.5584	.0000000	--	--	--	--	--
%RSD	.0631045	.0000000	--	--	--	--	--
#1	403572	10000	--	--	--	--	--
#2	403212	10000	--	--	--	--	--

Method: DAILY1 Standard: clp_std4
Run Time: 07/03/07 10:40:11

010766

Elem	Ag3280	As1890	2203/1	2203/2	Sb2068	1960/1	1960/2
Avge	.0487	.1157	.4323	.5272	.1093	.2083	.4013
SDev	.0001	.0003	.0065	.0585	.0002	.0029	.0465
%RSD	.2082	.2633	1.494	11.10	.2038	1.397	11.60
#1	.0488	.1155	.4277	.5686	.1094	.2063	.4342
#2	.0487	.1159	.4368	.4859	.1091	.2104	.3684

Elem	Tl1908
Avge	.0436
SDev	.0001
%RSD	.1631
#1	.0437
#2	.0436

IntStd	1	2	3	4	5	6	7
Mode	*Counts	Time	NOTUSED	NOTUSED	NOTUSED	NOTUSED	NOTUSED
Elem	Sc	--	--	--	--	--	--
Wavlen	361.384	--	--	--	--	--	--
Avge	407126	10000	--	--	--	--	--
SDev	8740.547	.0000000	--	--	--	--	--
%RSD	2.146887	.0000000	--	--	--	--	--
#1	413307	10000	--	--	--	--	--
#2	400946	10000	--	--	--	--	--

Method: DAILY1 Standard: clp_std1
Run Time: 07/03/07 10:44:06

010767

Elem	Al3082	Ca3179	Fe2714	K_7664	Li6707	Mg2790	Na3302
Avge	.1331	.1595	.1112	1.573	4.022	.0520	.0133
SDev	.0006	.0012	.0008	.028	.032	.0005	.0001
%RSD	.4311	.7257	.6835	1.808	.8044	.9414	.7940
#1	.1327	.1604	.1117	1.594	4.044	.0523	.0134
#2	.1335	.1587	.1106	1.553	3.999	.0516	.0133

IntStd	1	2	3	4	5	6	7
Mode	*Counts	Time	NOTUSED	NOTUSED	NOTUSED	NOTUSED	NOTUSED
Elem	Sc	--	--	--	--	--	--
Wavlen	361.384	--	--	--	--	--	--
Avge	441896	10000	--	--	--	--	--
SDev	91404.16	.0000000	--	--	--	--	--
%RSD	20.68456	.0000000	--	--	--	--	--
#1	506528	10000	--	--	--	--	--
#2	377263	10000	--	--	--	--	--

Method: DAILY1 Standard: clp_std5
Run Time: 07/03/07 10:48:00

010768

Elem	B_2496	Bi2230	Mo2020	P_1782	Si2881	Sn1899	Sr4215
Avge	.3110	.0530	.1595	.0793	.1083	.2218	1.589
SDev	.0025	.0003	.0010	.0006	.0005	.0003	.004
%RSD	.7916	.5091	.6457	.7462	.4613	.1569	.2669
#1	.3093	.0528	.1587	.0789	.1087	.2216	1.586
#2	.3127	.0532	.1602	.0797	.1080	.2220	1.592

Elem	Ti3372
Avge	1.049
SDev	.001
%RSD	.1233
#1	1.050
#2	1.048

IntStd	1	2	3	4	5	6	7
Mode	*Counts	Time	NOTUSED	NOTUSED	NOTUSED	NOTUSED	NOTUSED
Elem	Sc	--	--	--	--	--	--
Wavlen	361.384	--	--	--	--	--	--
Avge	415560	10000	--	--	--	--	--
SDev	2182.132	.0000000	--	--	--	--	--
%RSD	.5251062	.0000000	--	--	--	--	--
#1	417103	10000	--	--	--	--	--
#2	414017	10000	--	--	--	--	--

Method: DAILY1 Standard: clp_std2
Run Time: 07/03/07 10:51:32

010769

Elem	Ba4934	Be3130	Cr2677	Cu3247	Ni2316
Avge	.6256	.1676	.3449	.2799	.7038
SDev	.0006	.0008	.0014	.0009	.0015
%RSD	.1032	.4824	.4156	.3111	.2195
#1	.6251	.1681	.3439	.2793	.7049
#2	.6261	.1670	.3459	.2805	.7027

IntStd	1	2	3	4	5	6	7
Mode	*Counts	Time	NOTUSED	NOTUSED	NOTUSED	NOTUSED	NOTUSED
Elem	Sc	--	--	--	--	--	--
Wavlen	361.384	--	--	--	--	--	--
Avge	407557	10000	--	--	--	--	--
SDev	5574.830	.0000000	--	--	--	--	--
%RSD	1.367865	.0000000	--	--	--	--	--
#1	411499	10000	--	--	--	--	--
#2	403615	10000	--	--	--	--	--

Method: DAILY1 Standard: clp_std3
Run Time: 07/03/07 10:55:04

010770

Elem	Cd2265	Co2286	Mn2576	V_2924	Zn2062
Avge	1.069	.2625	.4601	.0781	.0967
SDev	.002	.0005	.0010	.0000	.0003
%RSD	.1868	.1765	.2142	.0422	.2653
#1	1.070	.2628	.4608	.0780	.0969
#2	1.067	.2621	.4594	.0781	.0965

IntStd	1	2	3	4	5	6	7
Mode	*Counts	Time	NOTUSED	NOTUSED	NOTUSED	NOTUSED	NOTUSED
Elem	Sc	--	--	--	--	--	--
Wavlen	361.384	--	--	--	--	--	--
Avge	413556	10000	--	--	--	--	--
SDev	1433.305	.0000000	--	--	--	--	--
%RSD	.3465803	.0000000	--	--	--	--	--
#1	414570	10000	--	--	--	--	--
#2	412543	10000	--	--	--	--	--

Method: DAILY1 Standard: clp_std6
Run Time: 07/03/07 10:58:58

010771

Elem	La4086	Na5889	Pd3404	S_1820	Th2837	U_3859	W_2079
Avge	.3775	.1577	.1351	.0587	.0630	.0319	.1161
SDev	.0013	.0022	.0003	.0003	.0006	.0001	.0001
%RSD	.3339	1.396	.2087	.5697	1.027	.2004	.0720
#1	.3784	.1592	.1353	.0590	.0635	.0320	.1162
#2	.3766	.1561	.1349	.0585	.0626	.0319	.1161

Elem	Y_3710	Zr3496
Avge	1.002	1.236
SDev	.001	.004
%RSD	.1346	.2876
#1	1.003	1.238
#2	1.001	1.233

IntStd	1	2	3	4	5	6	7
Mode	*Counts	Time	NOTUSED	NOTUSED	NOTUSED	NOTUSED	NOTUSED
Elem	Sc	--	--	--	--	--	--
Wavlen	361.384	--	--	--	--	--	--
Avge	466044	10000	--	--	--	--	--
SDev	7677.058	.0000000	--	--	--	--	--
%RSD	1.647284	.0000000	--	--	--	--	--
#1	471472	10000	--	--	--	--	--
#2	460615	10000	--	--	--	--	--

Standardization Report 07/03/07 11:03:27 AM page 1

Method: DAILY1 Slope = Conc(SIR)/IR 010772

Element	Wavelen	High std	Low std	Slope	Y-intercept	Date Standardized
Ag3280	328.068	clp_std4	blk	41.0545	-.001272	07/03/07 10:58:58
Al3082	308.215	clp_std1	blk	376.727	-.155494	07/03/07 10:58:58
As1890	189.042	clp_std4	blk	86.4041	.001071	07/03/07 10:58:58
B_2496	249.678	clp_std5	blk	32.1715	-.005104	07/03/07 10:58:58
Ba4934	493.409	clp_std2	blk	15.9835	.000654	07/03/07 10:58:58
Be3130	313.042	clp_std2	blk	29.8418	-.000518	07/03/07 10:58:58
Bi2230	223.061	clp_std5	blk	93.5069	.005910	07/03/07 10:58:58
Ca3179	317.933	clp_std1	blk	313.404	-.001553	07/03/07 10:58:58
Cd2265	226.502	clp_std3	blk	9.35393	.000313	07/03/07 10:58:58
Co2286	228.616	clp_std3	blk	38.0985	.000567	07/03/07 10:58:58
Cr2677	267.716	clp_std2	blk	28.9949	.000072	07/03/07 10:58:58
Cu3247	324.753	clp_std2	blk	35.7582	-.009928	07/03/07 10:58:58
Fe2714	271.441	clp_std1	blk	449.683	.009475	07/03/07 10:58:58
K_7664	766.491	clp_std1	blk	31.8486	-.110412	07/03/07 10:58:58
La4086	408.672	clp_std6	blk	25.6089	-.012379	07/03/07 10:58:58
Li6707	670.784	clp_std1	blk	2.48692	-.001248	07/03/07 10:58:58
Mg2790	279.078	clp_std1	blk	480.808	.001789	07/03/07 10:58:58
Mn2576	257.610	clp_std3	blk	21.7340	-.000135	07/03/07 10:58:58
Mo2020	202.030	clp_std5	blk	62.6933	.003030	07/03/07 10:58:58
Na5889	588.995	clp_std6	blk	5.72843	.096750	07/03/07 10:58:58
Na3302	330.232	clp_std1	blk	3741.49	.069660	07/03/07 10:58:58
Ni2316	231.604	clp_std2	blk	14.2053	.002817	07/03/07 10:58:58
P_1782	178.287	clp_std5	blk	126.528	-.030737	07/03/07 10:58:58
2203/1	220.351	clp_std4	blk	23.1465	-.005738	07/03/07 10:58:58
2203/2	220.352	clp_std4	blk	18.9726	-.002964	07/03/07 10:58:58
Pd3404	340.458	clp_std6	blk	75.3320	.000468	07/03/07 10:58:58
S_1820	182.040	clp_std6	blk	171.468	-.040167	07/03/07 10:58:58
Sb2068	206.838	clp_std4	blk	91.5314	-.002269	07/03/07 10:58:58
Sc3613	361.384	blk	dark	2.48659	-.314926	07/03/07 10:58:58
1960/1	196.021	clp_std4	blk	47.9542	.010223	07/03/07 10:58:58
1960/2	196.022	clp_std4	blk	24.9442	-.010386	07/03/07 10:58:58
Si2881	288.158	clp_std5	blk	92.7124	-.090094	07/03/07 10:58:58
Pb220	220.353	NONE	NONE	.000000	.000000	*NOT STANDARDIZED
Se196	196.026	NONE	NONE	1.00000	.000000	*NOT STANDARDIZED
Sn1899	189.989	clp_std5	blk	45.1051	-.000839	07/03/07 10:58:58
Sr4215	421.552	clp_std5	blk	6.29472	-.000008	07/03/07 10:58:58
Th2837	283.730	clp_std6	blk	166.284	-.004328	07/03/07 10:58:58
Ti3372	337.280	clp_std5	blk	9.51824	.013190	07/03/07 10:58:58
Tl1908	190.864	clp_std4	blk	228.740	.022682	07/03/07 10:58:58
U_3859	385.958	clp_std6	blk	363.008	-1.60585	07/03/07 10:58:58
V_2924	292.402	clp_std3	blk	128.083	.000794	07/03/07 10:58:58
W_2079	207.910	clp_std6	blk	43.1298	-.010530	07/03/07 10:58:58
Y_3710	371.030	clp_std6	blk	9.98188	.000074	07/03/07 10:58:58
Zn2062	206.200	clp_std3	blk	103.443	.000000	07/03/07 10:58:58
Zr3496	349.621	clp_std6	blk	8.84674	-.001480	07/03/07 10:58:58

010773

Method: DAILY1

Element	Wavelength	Standard	Known Concentration	Measured Concentration	Residual Concentration
Ag3280	328.068	blk	.000000	-.000000	.000000
		clp_std4	2.00000	2.00000	.000000

Element	Wavelength	Standard	Known Concentration	Measured Concentration	Residual Concentration
Al3082	308.215	blk	.000000	.000000	-.000000
		clp_std1	50.0000	50.0000	.000000

Element	Wavelength	Standard	Known Concentration	Measured Concentration	Residual Concentration
As1890	189.042	blk	.000000	.000000	-.000000
		clp_std4	10.0000	10.0000	.000000

Element	Wavelength	Standard	Known Concentration	Measured Concentration	Residual Concentration
B_2496	249.678	blk	.000000	.000000	-.000000
		clp_std5	10.0000	10.0000	.000000

Element	Wavelength	Standard	Known Concentration	Measured Concentration	Residual Concentration
Ba4934	493.409	blk	.000000	-.000000	.000000
		clp_std2	10.0000	10.0000	.000000

Element	Wavelength	Standard	Known Concentration	Measured Concentration	Residual Concentration
Be3130	313.042	blk	.000000	.000000	-.000000
		clp_std2	5.00000	5.00000	.000000

Element	Wavelength	Standard	Known Concentration	Measured Concentration	Residual Concentration
Bi2230	223.061	blk	.000000	-.000000	.000000
		clp_std5	5.00000	4.96090	.039100

Element	Wavelength	Standard	Known Concentration	Measured Concentration	Residual Concentration
Ca3179	317.933	blk	.000000	.000000	-.000000
		clp_std1	50.0000	50.0000	.000000

Element	Wavelength	Standard	Known Concentration	Measured Concentration	Residual Concentration
Cd2265	226.502	blk	.000000	-.000000	.000000
		clp_std3	10.0000	9.99800	.002000

Element	Wavelength	Standard	Known Concentration	Measured Concentration	Residual Concentration
Co2286	228.616	blk	.000000	.000000	-.000000
		clp_std3	10.0000	10.0000	.000000

Element	Wavelength	Standard	Known Concentration	Measured Concentration	Residual Concentration
Cr2677	267.716	blk	.000000	.000000	-.000000
		clp_std2	10.0000	10.0000	.000000

Element	Wavelength	Standard	Known Concentration	Measured Concentration	Residual Concentration
Cu3247	324.753	blk	.000000	-.000000	.000000
		clp_std2	10.0000	10.00000	.000001

Element	Wavelength	Standard	Known Concentration	Measured Concentration	Residual Concentration
Fe2714	271.441	blk	.000000	-.000000	.000000
		clp_std1	50.0000	50.0000	.000000

Element	Wavelength	Standard	Known Concentration	Measured Concentration	Residual Concentration
K_7664	766.491	blk	.000000	.000000	-.000000
		clp_std1	50.0000	50.0000	.000000

Element	Wavelength	Standard	Known Concentration	Measured Concentration	Residual Concentration
La4086	408.672	blk	.000000	-.000000	.000000
		clp_std6	10.0000	9.65465	.345349

Element	Wavelength	Standard	Known Concentration	Measured Concentration	Residual Concentration
Li6707	670.784	blk	.000000	.000000	-.000000
		clp_std1	10.0000	10.0000	.000000

Element	Wavelength	Standard	Known Concentration	Measured Concentration	Residual Concentration
Mg2790	279.078	blk	.000000	.000000	-.000000
		clp_std1	25.0000	24.9870	.013000

Element	Wavelength	Standard	Known Concentration	Measured Concentration	Residual Concentration
Mn2576	257.610	blk	.000000	-.000000	.000000
		clp_std3	10.0000	9.99979	.000210

Element	Wavelength	Standard	Known Concentration	Measured Concentration	Residual Concentration
Mo2020	202.030	blk	.000000	-.000000	.000000
		clp_std5	10.0000	10.0011	-.001080

Element	Wavelength	Standard	Known Concentration	Measured Concentration	Residual Concentration
Na5889	588.995	blk	.000000	-.000000	.000000
		clp_std6	1.00000	1.000000	.000000

Element	Wavelength	Standard	Known Concentration	Measured Concentration	Residual Concentration
Na3302	330.232	blk	.000000	-.000000	.000000
		clp_std1	50.0000	49.9370	.063049

Element	Wavelength	Standard	Known Concentration	Measured Concentration	Residual Concentration
Ni2316	231.604	blk	.000000	-.000000	.000000
		clp_std2	10.0000	10.0000	.000000

Element	Wavelength	Standard	Known Concentration	Measured Concentration	Residual Concentration
P_1782	178.287	blk	.000000	-.000000	.000000
		clp_std5	10.0000	10.0000	.000000
Element	Wavelength	Standard	Known Concentration	Measured Concentration	Residual Concentration
2203/1	220.351	blk	.000000	.000000	-.000000
		clp_std4	10.0000	10.0000	-.000036
Element	Wavelength	Standard	Known Concentration	Measured Concentration	Residual Concentration
2203/2	220.352	blk	.000000	-.000000	.000000
		clp_std4	10.0000	10.0000	-.000032
Element	Wavelength	Standard	Known Concentration	Measured Concentration	Residual Concentration
Pd3404	340.458	blk	.000000	-.000000	.000000
		clp_std6	10.0000	10.1801	-.180079
Element	Wavelength	Standard	Known Concentration	Measured Concentration	Residual Concentration
S_1820	182.040	blk	.000000	.000000	-.000000
		clp_std6	10.0000	10.0283	-.028320
Element	Wavelength	Standard	Known Concentration	Measured Concentration	Residual Concentration
Sb2068	206.838	blk	.000000	-.000000	.000000
		clp_std4	10.0000	10.0000	.000000
Element	Wavelength	Standard	Known Concentration	Measured Concentration	Residual Concentration
Sc3613	361.384	dark	.000000	-.000000	.000000
		blk	100.000	100.000	.000000
Element	Wavelength	Standard	Known Concentration	Measured Concentration	Residual Concentration
1960/1	196.021	blk	.000000	-.000000	.000000
		clp_std4	10.0000	10.0007	-.000702
Element	Wavelength	Standard	Known Concentration	Measured Concentration	Residual Concentration
1960/2	196.022	blk	.000000	.000000	-.000000
		clp_std4	10.0000	10.0007	-.000713
Element	Wavelength	Standard	Known Concentration	Measured Concentration	Residual Concentration
Si2881	288.158	blk	.000000	-.000000	.000000
		clp_std5	10.0000	9.95385	.046149
Element	Wavelength	Standard	Known Concentration	Measured Concentration	Residual Concentration
Pb220	220.353	NONE	.000000	.000000	.000000
		NONE	.000000	.000000	.000000

010776

Element	Wavelength	Standard	Known Concentration	Measured Concentration	Residual Concentration
Se196	196.026	NONE	.000000	.000000	.000000
		NONE	.000000	.000000	.000000

Element	Wavelength	Standard	Known Concentration	Measured Concentration	Residual Concentration
Sn1899	189.989	blk	.000000	-.000000	.000000
		clp_std5	10.0000	10.0034	-.003389

Element	Wavelength	Standard	Known Concentration	Measured Concentration	Residual Concentration
Sr4215	421.552	blk	.000000	-.000000	.000000
		clp_std5	10.0000	10.0000	.000000

Element	Wavelength	Standard	Known Concentration	Measured Concentration	Residual Concentration
Th2837	283.730	blk	.000000	-.000000	.000000
		clp_std6	10.0000	10.4781	-.478095

Element	Wavelength	Standard	Known Concentration	Measured Concentration	Residual Concentration
Ti3372	337.280	blk	.000000	.000000	-.000000
		clp_std5	10.0000	10.0000	.000000

Element	Wavelength	Standard	Known Concentration	Measured Concentration	Residual Concentration
Tl1908	190.864	blk	.000000	.000000	-.000000
		clp_std4	10.0000	9.99800	.002000

Element	Wavelength	Standard	Known Concentration	Measured Concentration	Residual Concentration
U_3859	385.958	blk	.000000	.000000	-.000000
		clp_std6	10.0000	9.99004	.009959

Element	Wavelength	Standard	Known Concentration	Measured Concentration	Residual Concentration
V_2924	292.402	blk	.000000	-.000000	.000000
		clp_std3	10.0000	10.0000	.000000

Element	Wavelength	Standard	Known Concentration	Measured Concentration	Residual Concentration
W_2079	207.910	blk	.000000	-.000000	.000000
		clp_std6	5.00000	4.99832	.001680

Element	Wavelength	Standard	Known Concentration	Measured Concentration	Residual Concentration
Y_3710	371.030	blk	.000000	.000000	-.000000
		clp_std6	10.0000	9.99799	.002009

Element	Wavelength	Standard	Known Concentration	Measured Concentration	Residual Concentration
Zn2062	206.200	blk	.000000	.000000	.000000
		clp_std3	10.0000	10.0006	-.000620

Element	Wavelength	Standard	Known Concentration	Measured Concentration	Residual Concentration
Zr3496	349.621	blk	.000000	.000000	-.000000
		clp_std6	10.0000	10.9322	-.932160

010777

Analysis Report QC Standard 07/03/07 11:08:15 AM page 1

Method: DAILY1 Sample Name: icv/ccv Operator: 010778
Run Time: 07/03/07 11:03:38
Comment:
Mode: CONC Corr. Factor: 1

Elem	Ag3280	Al3082	As1890	B_2496	Ba4934	Be3130	Bi2230
Units	ppm	ppm	ppm	ppm	ppm	ppm	ppm
Avge	.9780	9.894	5.159	5.033	9.951	1.051	5.035
SDev	.0039	.037	.019	.018	.028	.007	.003
%RSD	.3950	.3714	.3734	.3658	.2790	.6520	.0548
#1	.9753	9.868	5.173	5.020	9.931	1.046	5.037
#2	.9807	9.920	5.145	5.046	9.970	1.056	5.033
Errors	QC Pass	QC Pass	QC Pass	QC Pass	QC Pass	QC Pass	QC Pass
Value	1.000	10.00	5.000	5.000	10.00	1.000	5.000
Range	10.00	10.00	10.00	10.00	10.00	10.00	10.00

Elem	Ca3179	Cd2265	Co2286	Cr2677	Cu3247	Fe2714	K_7664
Units	ppm	ppm	ppm	ppm	ppm	ppm	ppm
Avge	19.98	.9972	5.021	1.968	1.968	10.00	18.10
SDev	.03	.0006	.018	.002	.002	.02	.00
%RSD	.1376	.0576	.3495	.1254	.1008	.2451	.0083
#1	19.96	.9968	5.033	1.970	1.970	9.985	18.10
#2	19.99	.9976	5.008	1.966	1.967	10.02	18.10
Errors	QC Pass	QC Pass	QC Pass	QC Pass	QC Pass	QC Pass	QC Pass
Value	20.00	1.000	5.000	2.000	2.000	10.00	20.00
Range	10.00	10.00	10.00	10.00	10.00	10.00	10.00

Elem	La4086	Li6707	Mg2790	Mn2576	Mo2020	Na5889	Na3302
Units	ppm	ppm	ppm	ppm	ppm	ppm	ppm
Avge	4.875	4.923	19.98	1.006	5.119	Q40.36	28.63
SDev	.002	.002	.02	.000	.006	.03	.04
%RSD	.0495	.0336	.0777	.0242	.1236	.0639	.1547
#1	4.873	4.922	19.97	1.006	5.124	Q40.38	28.67
#2	4.876	4.924	20.00	1.006	5.115	Q40.34	28.60
Errors	QC Pass	QC Pass	QC Pass	QC Pass	QC Pass	QC Fail	QC Pass
Value	5.000	5.000	20.00	1.000	5.000	30.00	30.00
Range	10.00	10.00	10.00	10.00	10.00	10.00	10.00

Elem	Ni2316	P_1782	2203/1	2203/2	Pd3404	S_1820	Sb2068
Units	ppm	ppm	ppm	ppm	ppm	ppm	ppm
Avge	4.893	5.118	5.041	4.677	.9782	1.015	.9991
SDev	.021	.032	.017	.003	.0006	.008	.0013
%RSD	.4359	.6328	.3327	.0732	.0656	.8098	.1330
#1	4.878	5.141	5.029	4.674	.9777	1.021	1.000
#2	4.908	5.095	5.052	4.679	.9786	1.010	.9981
Errors	QC Pass	QC Pass	NOCHECK	NOCHECK	QC Pass	QC Pass	QC Pass
Value	5.000	5.000			1.000	1.000	1.000
Range	10.00	10.00			10.00	10.00	10.00

Elem	Sc3613	1960/1	1960/2	Si2881	Pb220	Se196	Sn1899

010779

Units	%R	ppm	ppm	ppm	ppm	ppm	ppm
Avge	98.04	5.339	4.921	5.071	4.793	5.055	5.015
SDev	.72	.006	.009	.007	.008	.008	.032
%RSD	.7311	.1180	.1860	.1459	.1641	.1621	.6283
#1	98.55	5.335	4.914	5.066	4.788	5.049	5.037
#2	97.54	5.344	4.927	5.076	4.799	5.061	4.993
Errors	NOCHECK	NOCHECK	NOCHECK	QC Pass	QC Pass	QC Pass	QC Pass
Value				5.000	5.000	5.000	5.000
Range				10.00	10.00	10.00	10.00

Elem	Sr4215	Th2837	Ti3372	Tl1908	U_3859	V_2924	W_2079
Units	ppm	ppm	ppm	ppm	ppm	ppm	ppm
Avge	4.904	.9963	4.941	5.322	.9267	5.012	1.055
SDev	.002	.0054	.005	.011	.0011	.002	.005
%RSD	.0441	.5387	.1082	.2102	.1188	.0411	.5105
#1	4.906	.9925	4.938	5.314	.9259	5.011	1.059
#2	4.903	1.000	4.945	5.330	.9274	5.014	1.051
Errors	QC Pass	QC Pass	QC Pass	QC Pass	QC Pass	QC Pass	QC Pass
Value	5.000	1.000	5.000	5.000	1.000	5.000	1.000
Range	10.00	10.00	10.00	10.00	10.00	10.00	10.00

Elem	Y_3710	Zn2062	Zr3496
Units	ppm	ppm	ppm
Avge	4.958	1.017	4.912
SDev	.003	.006	.011
%RSD	.0674	.6350	.2182
#1	4.960	1.022	4.904
#2	4.956	1.013	4.920
Errors	QC Pass	QC Pass	QC Pass
Value	5.000	1.000	5.000
Range	10.00	10.00	10.00

010780

IntStd	1	2	3	4	5	6	7
Mode	*Counts	Time	NOTUSED	NOTUSED	NOTUSED	NOTUSED	NOTUSED
Elem	Sc	--	--	--	--	--	--
Wavlen	361.384	--	--	--	--	--	--
Avge	395522	10000	--	--	--	--	--
SDev	2898.431	.0000000	--	--	--	--	--
%RSD	.7328106	.0000000	--	--	--	--	--
#1	397572	10000	--	--	--	--	--
#2	393473	10000	--	--	--	--	--

Analysis Report Blank Sample 07/03/07 11:13:02 AM page 1

Method: DAILY1 Sample Name: icb/ccb Operator: 010781
Run Time: 07/03/07 11:08:26
Comment:
Mode: CONC Corr. Factor: 1

Elem	Ag3280	Al3082	As1890	B_2496	Ba4934	Be3130	Bi2230
Units	ppm	ppm	ppm	ppm	ppm	ppm	ppm
Avge	.0006	.0112	-.0006	.0140	.0000	-.0000	.0072
SDev	.0005	.0066	.0021	.0012	.0001	.0001	.0047
%RSD	84.42	58.60	325.4	8.568	150.4	119.3	64.89
#1	.0002	.0158	.0008	.0149	.0001	-.0000	H.0105
#2	.0009	.0066	-.0021	.0132	-.0000	-.0001	.0039
Errors	LC Pass	LC Pass	LC Pass	LC Pass	LC Pass	LC Pass	LC Pass
High	.0050	.0500	.0050	.0500	.0050	.0050	.0100
Low	-.0050	-.0500	-.0050	-.0500	-.0050	-.0050	-.0100

Elem	Ca3179	Cd2265	Co2286	Cr2677	Cu3247	Fe2714	K_7664
Units	ppm	ppm	ppm	ppm	ppm	ppm	ppm
Avge	.0008	.0002	-.0002	.0002	-.0002	-.0093	-.0019
SDev	.0011	.0002	.0006	.0003	.0006	.0058	.0007
%RSD	140.0	107.8	269.0	211.9	257.3	62.35	38.50
#1	.0015	.0003	.0002	-.0001	-.0007	-.0134	-.0014
#2	.0000	.0000	-.0006	.0004	.0002	-.0052	-.0024
Errors	LC Pass	LC Pass	LC Pass	LC Pass	LC Pass	LC Pass	LC Pass
High	.0500	.0050	.0050	.0050	.0050	.0500	.1000
Low	-.0500	-.0050	-.0050	-.0050	-.0050	-.0500	-.1000

Elem	La4086	Li6707	Mg2790	Mn2576	Mo2020	Na5889	Na3302
Units	ppm	ppm	ppm	ppm	ppm	ppm	ppm
Avge	.0009	-.0002	.0001	-.0001	.0015	-.0052	L-.1675
SDev	.0002	.0002	.0041	.0000	.0000	.0001	.0112
%RSD	18.26	95.27	6895.	68.74	.8515	1.755	6.674
#1	.0008	-.0001	.0030	-.0000	.0015	-.0052	L-.1596
#2	.0010	-.0003	-.0028	-.0001	.0015	-.0051	L-.1754
Errors	LC Pass	LC Pass	LC Pass	LC Pass	LC Pass	LC Pass	LC Low
High	.0050	.0050	.0500	.0050	.0050	.0500	.0500
Low	-.0050	-.0050	-.0500	-.0050	-.0050	-.0500	-.0500

Elem	Ni2316	P_1782	2203/1	2203/2	Pd3404	S_1820	Sb2068
Units	ppm	ppm	ppm	ppm	ppm	ppm	ppm
Avge	.0008	.0000	.0011	.0001	.0008	.0014	-.0003
SDev	.0015	.0068	.0011	.0014	.0015	.0150	.0034
%RSD	181.8	23380.	104.3	1455.	192.5	1052.	1296.
#1	-.0002	.0048	.0019	.0011	-.0003	-.0092	-.0027
#2	.0019	-.0048	.0003	-.0009	.0019	.0120	.0022
Errors	LC Pass	LC Pass	NOCHECK	NOCHECK	LC Pass	LC Pass	LC Pass
High	.0050	.0200			.0050	.0200	.0100
Low	-.0050	-.0200			-.0050	-.0200	-.0100

Elem	Sc3613	1960/1	1960/2	Si2881	Pb220	Se196	Sn1899

010782

Units	%R	ppm	ppm	ppm	ppm	ppm	ppm
Avge	102.0	-.0073	-.0013	-.0018	.0004	-.0033	.0015
SDev	.9	.0133	.0026	.0013	.0013	.0061	.0016
%RSD	.8594	180.4	200.6	75.06	303.1	186.9	106.6
#1	101.4	.0020	.0005	-.0027	.0013	.0011	.0004
#2	102.7	-.0167	-.0031	-.0008	-.0005	L-.0076	.0026
Errors	NOCHECK	NOCHECK	NOCHECK	LC Pass	LC Pass	LC Pass	LC Pass
High				.0100	.0050	.0050	.0050
Low				-.0100	-.0050	-.0050	-.0050

Elem	Sr4215	Th2837	Ti3372	Tl1908	U_3859	V_2924	W_2079
Units	ppm	ppm	ppm	ppm	ppm	ppm	ppm
Avge	.0000	.0005	-.0013	.0063	.0154	.0005	.0027
SDev	.0000	.0003	.0003	.0034	.0066	.0004	.0018
%RSD	588.1	70.21	25.72	53.81	42.79	87.25	66.68
#1	.0000	.0002	-.0015	.0087	.0107	.0008	.0040
#2	-.0000	.0007	-.0010	.0039	.0201	.0002	.0014
Errors	LC Pass	LC Pass	LC Pass	LC Pass	LC Pass	LC Pass	LC Pass
High	.0050	.0100	.0050	.0100	.1000	.0050	.0100
Low	-.0050	-.0100	-.0050	-.0100	-.1000	-.0050	-.0100

Elem	Y_3710	Zn2062	Zr3496
Units	ppm	ppm	ppm
Avge	-.0000	.0006	.0005
SDev	.0002	.0002	.0001
%RSD	1559.	26.68	23.29
#1	.0001	.0005	.0005
#2	-.0001	.0007	.0004
Errors	LC Pass	LC Pass	LC Pass
High	.0050	.0050	.0050
Low	-.0050	-.0050	-.0050

010783

IntStd	1	2	3	4	5	6	7
Mode	*Counts	Time	NOTUSED	NOTUSED	NOTUSED	NOTUSED	NOTUSED
Elem	Sc	--	--	--	--	--	--
Wavlen	361.384	--	--	--	--	--	--
Avge	411646	10000	--	--	--	--	--
SDev	3546.141	.0000000	--	--	--	--	--
%RSD	.8614529	.0000000	--	--	--	--	--
#1	409139	10000	--	--	--	--	--
#2	414154	10000	--	--	--	--	--

Method: DAILY1 Sample Name: cri Operator:
Run Time: 07/03/07 11:13:12
Comment:
Mode: CONC Corr. Factor: 1

010784

Elem	Ag3280	Al3082	As1890	B_2496	Ba4934	Be3130	Bi2230
Units	ppm	ppm	ppm	ppm	ppm	ppm	ppm
Avge	.0210	.1094	.0178	.1099	.0207	.0102	.0005
SDev	.0002	.0106	.0017	.0010	.0001	.0000	.0059
%RSD	1.138	9.663	9.567	.8709	.3950	.2658	1175.
#1	.0212	.1020	.0166	.1106	.0207	.0102	.0047
#2	.0209	.1169	.0190	.1093	.0206	.0102	-.0037
Errors	QC Pass	QC Pass	QC Pass	QC Pass	QC Pass	QC Pass	NOCHECK
Value	.0200	.1000	.0200	.1000	.0200	.0100	
Range	50.00	50.00	50.00	50.00	50.00	50.00	

Elem	Ca3179	Cd2265	Co2286	Cr2677	Cu3247	Fe2714	K_7664
Units	ppm	ppm	ppm	ppm	ppm	ppm	ppm
Avge	.0013	.0103	.0989	.0197	.0476	.1190	-.0015
SDev	.0015	.0003	.0009	.0007	.0007	.0005	.0020
%RSD	119.9	2.388	.9083	3.630	1.426	.4055	131.4
#1	.0023	.0105	.0995	.0202	.0481	.1186	-.0001
#2	.0002	.0101	.0982	.0192	.0471	.1193	-.0029
Errors	NOCHECK	QC Pass	QC Pass	QC Pass	QC Pass	QC Pass	NOCHECK
Value		.0100	.1000	.0200	.0500	.1000	
Range		50.00	50.00	50.00	50.00	50.00	

Elem	La4086	Li6707	Mg2790	Mn2576	Mo2020	Na5889	Na3302
Units	ppm	ppm	ppm	ppm	ppm	ppm	ppm
Avge	.0009	.0909	-.0018	.0298	.0221	-.0099	-.0425
SDev	.0001	.0002	.0001	.0001	.0005	.0047	.0569
%RSD	9.351	.2283	6.363	.2311	2.356	47.79	133.8
#1	.0008	.0907	-.0017	.0297	.0225	-.0065	-.0827
#2	.0009	.0910	-.0019	.0298	.0217	-.0132	-.0023
Errors	NOCHECK	QC Pass	NOCHECK	QC Pass	QC Pass	NOCHECK	NOCHECK
Value		.1000		.0300	.0200		
Range		50.00		50.00	50.00		

Elem	Ni2316	P_1782	2203/1	2203/2	Pd3404	S_1820	Sb2068
Units	ppm	ppm	ppm	ppm	ppm	ppm	ppm
Avge	.0787	.1072	.0067	.0061	.0015	-.0174	.1213
SDev	.0001	.0082	.0051	.0009	.0008	.0001	.0001
%RSD	.0696	7.658	76.39	15.31	54.04	.3482	.1104
#1	.0787	.1130	.0103	.0068	.0009	-.0174	.1214
#2	.0788	.1014	.0031	.0055	.0021	-.0175	.1212
Errors	QC Pass	QC Pass	NOCHECK	NOCHECK	NOCHECK	NOCHECK	QC Pass
Value	.0800	.1000					.1200
Range	50.00	50.00					50.00

Elem	Sc3613	1960/1	1960/2	Si2881	Pb220	Se196	Sn1899

010785

Units	%R	ppm	ppm	ppm	ppm	ppm	ppm
Avge	97.97	.0114	.0098	.1071	.0063	.0103	.0921
SDev	3.67	.0091	.0015	.0010	.0023	.0020	.0009
%RSD	3.746	80.04	15.69	.8934	36.87	19.46	.9599
#1	100.6	.0178	.0087	.1064	.0080	.0118	.0928
#2	95.37	.0049	.0109	.1078	.0047	.0089	.0915
Errors	NOCHECK	NOCHECK	NOCHECK	QC Pass	QC Pass	QC Pass	QC Pass
Value				.1000	.0060	.0100	.1000
Range				50.00	50.00	50.00	50.00

Elem	Sr4215	Th2837	Ti3372	Tl1908	U_3859	V_2924	W_2079
Units	ppm	ppm	ppm	ppm	ppm	ppm	ppm
Avge	.0213	.0017	.0194	.0213	.2146	.0984	-.0034
SDev	.0001	.0014	.0000	.0017	.0003	.0002	.0060
%RSD	.6098	85.34	.1207	7.868	.1398	.1932	177.5
#1	.0214	.0007	.0194	.0225	.2148	.0982	-.0076
#2	.0212	.0027	.0194	.0201	.2144	.0985	.0009
Errors	QC Pass	NOCHECK	QC Pass	QC Pass	NOCHECK	QC Pass	NOCHECK
Value	.0200		.0200	.0200		.1000	
Range	50.00		50.00	50.00		50.00	

Elem	Y_3710	Zn2062	Zr3496
Units	ppm	ppm	ppm
Avge	.0003	.0387	.0994
SDev	.0002	.0004	.0006
%RSD	56.59	1.074	.5684
#1	.0004	.0390	.0998
#2	.0002	.0384	.0990
Errors	NOCHECK	QC Pass	NOCHECK
Value		.0400	
Range		50.00	

010786

IntStd	1	2	3	4	5	6	7
Mode	*Counts	Time	NOTUSED	NOTUSED	NOTUSED	NOTUSED	NOTUSED
Elem	Sc	--	--	--	--	--	--
Wavlen	361.384	--	--	--	--	--	--
Avge	395238	10000	--	--	--	--	--
SDev	14746.00	.0000000	--	--	--	--	--
%RSD	3.730918	.0000000	--	--	--	--	--
#1	405665	10000	--	--	--	--	--
#2	384811	10000	--	--	--	--	--

Analysis Report QC Standard 07/03/07 11:22:33 AM

010787

Method: DAILY1 Sample Name: icsa Operator:
Run Time: 07/03/07 11:17:57
Comment:
Mode: CONC Corr. Factor: 1

Elem	Ag3280	Al3082	As1890	B_2496	Ba4934	Be3130	Bi2230
Units	ppm	ppm	ppm	ppm	ppm	ppm	ppm
Avge	.0014	519.8	.0019	.0073	.0011	.0003	.0053
SDev	.0003	.8	.0131	.0006	.0000	.0000	.0041
%RSD	20.26	.1632	690.1	8.065	.5103	.9530	76.34
#1	.0016	520.4	-.0074	.0077	.0011	.0003	.0025
#2	.0012	519.2	.0112	.0068	.0011	.0003	.0082
Errors	NOCHECK	QC Pass	NOCHECK	NOCHECK	NOCHECK	NOCHECK	NOCHECK
Value		500.0					
Range		20.00					

Elem	Ca3179	Cd2265	Co2286	Cr2677	Cu3247	Fe2714	K_7664
Units	ppm	ppm	ppm	ppm	ppm	ppm	ppm
Avge	478.6	.0027	-.0003	-.0003	.0011	190.3	.0233
SDev	.8	.0003	.0000	.0004	.0000	.3	.0063
%RSD	.1693	9.420	.0352	118.6	3.528	.1428	26.80
#1	479.2	.0029	-.0003	-.0006	.0012	190.1	.0277
#2	478.0	.0025	-.0003	-.0001	.0011	190.5	.0189
Errors	QC Pass	NOCHECK	NOCHECK	NOCHECK	NOCHECK	QC Pass	NOCHECK
Value	500.0					200.0	
Range	20.00					20.00	

Elem	La4086	Li6707	Mg2790	Mn2576	Mo2020	Na5889	Na3302
Units	ppm	ppm	ppm	ppm	ppm	ppm	ppm
Avge	.0021	-.0002	526.0	-.0102	-.0030	.0015	.0310
SDev	.0005	.0001	.1	.0002	.0010	.0019	.0906
%RSD	24.53	32.24	.0250	1.615	32.94	126.7	292.0
#1	.0018	-.0002	525.9	-.0104	-.0023	.0002	-.0330
#2	.0025	-.0001	526.1	-.0101	-.0037	.0029	.0951
Errors	NOCHECK	NOCHECK	QC Pass	NOCHECK	NOCHECK	NOCHECK	NOCHECK
Value			500.0				
Range			20.00				

Elem	Ni2316	P_1782	2203/1	2203/2	Pd3404	S_1820	Sb2068
Units	ppm	ppm	ppm	ppm	ppm	ppm	ppm
Avge	.0031	-.0462	-.0727	.0417	.0296	.0032	-.0041
SDev	.0014	.0007	.0069	.0025	.0018	.0046	.0041
%RSD	43.13	1.423	9.472	5.957	6.224	145.4	99.55
#1	.0041	-.0457	-.0679	.0400	.0309	-.0001	-.0071
#2	.0022	-.0467	-.0776	.0435	.0283	.0064	-.0012
Errors	NOCHECK	NOCHECK	NOCHECK	NOCHECK	NOCHECK	NOCHECK	NOCHECK
Value							
Range							

Elem	Sc3613	1960/1	1960/2	Si2881	Pb220	Se196	Sn1899

010788

Units	%R	ppm	ppm	ppm	ppm	ppm	ppm
Avge	88.14	-.0044	.0256	-.0012	.0036	.0156	-.0020
SDev	.32	.0089	.0078	.0050	.0006	.0022	.0070
%RSD	.3679	202.8	30.55	421.4	17.88	14.44	351.6
#1	87.91	.0019	.0201	-.0048	.0040	.0140	-.0069
#2	88.37	-.0106	.0311	.0024	.0031	.0172	.0030
Errors	NOCHECK	NOCHECK	NOCHECK	NOCHECK	NOCHECK	NOCHECK	NOCHECK
Value							
Range							

Elem	Sr4215	Th2837	Ti3372	Tl1908	U_3859	V_2924	W_2079
Units	ppm	ppm	ppm	ppm	ppm	ppm	ppm
Avge	-.0019	-.0370	.0002	.1445	.0469	-.0028	-.0003
SDev	.0001	.0039	.0001	.0042	.0064	.0003	.0004
%RSD	2.595	10.49	45.46	2.889	13.66	9.327	114.1
#1	-.0020	-.0343	.0002	.1474	.0514	-.0029	-.0001
#2	-.0019	-.0398	.0003	.1415	.0424	-.0026	-.0006
Errors	NOCHECK	NOCHECK	NOCHECK	NOCHECK	NOCHECK	NOCHECK	NOCHECK
Value							
Range							

Elem	Y_3710	Zn2062	Zr3496
Units	ppm	ppm	ppm
Avge	-.0004	-.0122	.0060
SDev	.0002	.0006	.0002
%RSD	45.53	5.007	4.085
#1	-.0005	-.0117	.0058
#2	-.0002	-.0126	.0061
Errors	NOCHECK	NOCHECK	NOCHECK
Value			
Range			

010789

IntStd	1	2	3	4	5	6	7
Mode	*Counts	Time	NOTUSED	NOTUSED	NOTUSED	NOTUSED	NOTUSED
Elem	Sc	--	--	--	--	--	--
Wavlen	361.384	--	--	--	--	--	--
Avge	355716	10000	--	--	--	--	--
SDev	1297.541	.0000000	--	--	--	--	--
%RSD	.3647683	.0000000	--	--	--	--	--
#1	354799	10000	--	--	--	--	--
#2	356634	10000	--	--	--	--	--

Analysis Report QC Standard 07/03/07 11:27:19 AM page 1

Method: DAILY1 Sample Name: icsab Operator:
Run Time: 07/03/07 11:22:43 010790
Comment:
Mode: CONC Corr. Factor: 1

Elem	Ag3280	Al3082	As1890	B_2496	Ba4934	Be3130	Bi2230
Units	ppm	ppm	ppm	ppm	ppm	ppm	ppm
Avge	1.083	521.4	1.103	1.104	.5317	.5383	.0075
SDev	.006	.9	.009	.002	.0043	.0005	.0119
%RSD	.5757	.1760	.7708	.1469	.8065	.0977	159.2
#1	1.087	522.0	1.109	1.103	.5286	.5379	-.0009
#2	1.079	520.8	1.097	1.105	.5347	.5387	.0158
Errors	QC Pass	QC Pass	QC Pass	QC Pass	QC Pass	QC Pass	NOCHECK
Value	1.000	500.0	1.000	1.000	.5000	.5000	
Range	20.00	20.00	20.00	20.00	20.00	20.00	

Elem	Ca3179	Cd2265	Co2286	Cr2677	Cu3247	Fe2714	K_7664
Units	ppm	ppm	ppm	ppm	ppm	ppm	ppm
Avge	479.7	1.005	.4969	.5037	.5358	191.3	.0273
SDev	.8	.009	.0032	.0019	.0008	.3	.0005
%RSD	.1743	.8984	.6501	.3804	.1514	.1764	1.915
#1	480.3	.9988	.4947	.5024	.5364	191.0	.0277
#2	479.1	1.012	.4992	.5051	.5352	191.5	.0269
Errors	QC Pass	QC Pass	QC Pass	QC Pass	QC Pass	QC Pass	NOCHECK
Value	500.0	1.000	.5000	.5000	.5000	200.0	
Range	20.00	20.00	20.00	20.00	20.00	20.00	

Elem	La4086	Li6707	Mg2790	Mn2576	Mo2020	Na5889	Na3302
Units	ppm	ppm	ppm	ppm	ppm	ppm	ppm
Avge	.0024	1.099	527.6	.4958	1.065	.0056	-.1606
SDev	.0001	.004	.5	.0009	.006	.0009	.0489
%RSD	3.656	.3583	.0951	.1737	.5208	15.31	30.42
#1	.0023	1.096	527.2	.4952	1.061	.0062	-.1260
#2	.0024	1.102	527.9	.4964	1.069	.0050	-.1951
Errors	NOCHECK	QC Pass	QC Pass	QC Pass	QC Pass	NOCHECK	NOCHECK
Value		1.000	500.0	.5000	1.000		
Range		20.00	20.00	20.00	20.00		

Elem	Ni2316	P_1782	2203/1	2203/2	Pd3404	S_1820	Sb2068
Units	ppm	ppm	ppm	ppm	ppm	ppm	ppm
Avge	.9536	1.039	.9637	1.030	.0332	-.0042	1.081
SDev	.0193	.001	.0064	.008	.0026	.0032	.005
%RSD	2.027	.0745	.6631	.7960	7.770	75.85	.4787
#1	.9399	1.039	.9591	1.036	.0314	-.0064	1.084
#2	.9672	1.040	.9682	1.025	.0350	-.0019	1.077
Errors	QC Pass	QC Pass	NOCHECK	NOCHECK	NOCHECK	NOCHECK	QC Pass
Value	1.000	1.000					1.000
Range	20.00	20.00					20.00

Elem	Sc3613	1960/1	1960/2	Si2881	Pb220	Se196	Sn1899

010791

Units	%R	ppm	ppm	ppm	ppm	ppm	ppm
Avge	86.89	1.076	1.057	1.061	1.007	1.062	1.034
SDev	.77	.015	.004	.009	.003	.003	.003
%RSD	.8873	1.413	.3524	.8321	.3311	.2430	.2580
#1	87.44	1.065	1.060	1.055	1.010	1.060	1.032
#2	86.35	1.087	1.054	1.068	1.005	1.064	1.036
Errors	NOCHECK	NOCHECK	NOCHECK	NOCHECK	QC Pass	QC Pass	QC Pass
Value					1.000	1.000	1.000
Range					20.00	20.00	20.00

Elem	Sr4215	Th2837	Ti3372	Tl1908	U_3859	V_2924	W_2079
Units	ppm	ppm	ppm	ppm	ppm	ppm	ppm
Avge	1.036	-.0290	1.019	Q1.231	1.052	.5162	-.0030
SDev	.002	.0060	.000	.016	.006	.0001	.0092
%RSD	.1866	20.71	.0434	1.299	.5618	.0275	305.9
#1	1.035	-.0248	1.018	Q1.219	1.048	.5163	-.0095
#2	1.038	-.0333	1.019	Q1.242	1.056	.5161	.0035
Errors	QC Pass	NOCHECK	QC Pass	QC Fail	NOCHECK	QC Pass	NOCHECK
Value	1.000		1.000	1.000		.5000	
Range	20.00		20.00	20.00		20.00	

Elem	Y_3710	Zn2062	Zr3496
Units	ppm	ppm	ppm
Avge	-.0004	.9841	1.030
SDev	.0001	.0003	.002
%RSD	34.32	.0336	.2238
#1	-.0003	.9843	1.028
#2	-.0005	.9838	1.031
Errors	NOCHECK	QC Pass	NOCHECK
Value		1.000	
Range		20.00	

010792

IntStd	1	2	3	4	5	6	
Mode	*Counts	Time	NOTUSED	NOTUSED	NOTUSED	NOTUSED	NOTUSED
Elem	Sc	--	--	--	--	--	--
Wavlen	361.384	--	--	--	--	--	--
Avge	350690	10000	--	--	--	--	--
SDev	3083.693	.0000000	--	--	--	--	--
%RSD	.8793228	.0000000	--	--	--	--	--
#1	352870	10000	--	--	--	--	--
#2	348509	10000	--	--	--	--	--

Analysis Report QC Standard 07/03/07 11:32:06 AM page 1

Method: DAILY1 Sample Name: icv/ccv Operator:
Run Time: 07/03/07 11:27:30
Comment:
Mode: CONC Corr. Factor: 1

010793

Elem	Ag3280	Al3082	As1890	B_2496	Ba4934	Be3130	Bi2230
Units	ppm	ppm	ppm	ppm	ppm	ppm	ppm
Avge	.9838	9.953	5.112	5.024	10.13	1.017	5.018
SDev	.0089	.104	.051	.018	.03	.010	.019
%RSD	.9004	1.046	1.002	.3520	.3378	1.010	.3717
#1	.9900	10.03	5.075	5.011	10.11	1.024	5.032
#2	.9775	9.879	5.148	5.036	10.16	1.009	5.005
Errors	QC Pass	QC Pass	QC Pass	QC Pass	QC Pass	QC Pass	QC Pass
Value	1.000	10.00	5.000	5.000	10.00	1.000	5.000
Range	10.00	10.00	10.00	10.00	10.00	10.00	10.00

Elem	Ca3179	Cd2265	Co2286	Cr2677	Cu3247	Fe2714	K_7664
Units	ppm	ppm	ppm	ppm	ppm	ppm	ppm
Avge	19.79	.9846	4.972	1.964	1.991	9.920	18.10
SDev	.04	.0067	.008	.001	.004	.049	.09
%RSD	.1778	.6853	.1604	.0372	.1967	.4893	.4941
#1	19.82	.9798	4.977	1.965	1.988	9.955	18.04
#2	19.77	.9893	4.966	1.964	1.993	9.886	18.16
Errors	QC Pass	QC Pass	QC Pass	QC Pass	QC Pass	QC Pass	QC Pass
Value	20.00	1.000	5.000	2.000	2.000	10.00	20.00
Range	10.00	10.00	10.00	10.00	10.00	10.00	10.00

Elem	La4086	Li6707	Mg2790	Mn2576	Mo2020	Na5889	Na3302
Units	ppm	ppm	ppm	ppm	ppm	ppm	ppm
Avge	4.945	4.928	19.86	1.008	5.103	Q40.22	28.97
SDev	.018	.029	.00	.002	.037	.29	.34
%RSD	.3566	.5784	.0233	.2222	.7213	.7216	1.174
#1	4.932	4.908	19.85	1.007	5.077	Q40.02	29.21
#2	4.957	4.949	19.86	1.010	5.129	Q40.43	28.73
Errors	QC Pass	QC Pass	QC Pass	QC Pass	QC Pass	QC Fail	QC Pass
Value	5.000	5.000	20.00	1.000	5.000	30.00	30.00
Range	10.00	10.00	10.00	10.00	10.00	10.00	10.00

Elem	Ni2316	P_1782	2203/1	2203/2	Pd3404	S_1820	Sb2068
Units	ppm	ppm	ppm	ppm	ppm	ppm	ppm
Avge	4.838	5.038	5.035	4.579	.9831	1.006	1.004
SDev	.029	.068	.028	.046	.0032	.023	.000
%RSD	.6018	1.350	.5573	1.001	.3256	2.328	.0124
#1	4.818	4.990	5.054	4.547	.9854	1.023	1.004
#2	4.859	5.086	5.015	4.612	.9809	.9894	1.004
Errors	QC Pass	QC Pass	NOCHECK	NOCHECK	QC Pass	QC Pass	QC Pass
Value	5.000	5.000			1.000	1.000	1.000
Range	10.00	10.00			10.00	10.00	10.00

Elem	Sc3613	1960/1	1960/2	Si2881	Pb220	Se196	Sn1899

010794

Units	%R	ppm	ppm	ppm	ppm	ppm	ppm
Avge	82.07	5.331	4.826	5.080	4.726	4.989	4.957
SDev	.39	.017	.019	.020	.021	.007	.010
%RSD	.4692	.3261	.3992	.4027	.4485	.1412	.2027
#1	81.80	5.343	4.812	5.095	4.711	4.984	4.950
#2	82.34	5.318	4.839	5.066	4.741	4.994	4.964
Errors	NOCHECK	NOCHECK	NOCHECK	QC Pass	QC Pass	QC Pass	QC Pass
Value				5.000	5.000	5.000	5.000
Range				10.00	10.00	10.00	10.00

Elem	Sr4215	Th2837	Ti3372	Tl1908	U_3859	V_2924	W_2079
Units	ppm	ppm	ppm	ppm	ppm	ppm	ppm
Avge	4.984	.9992	4.958	5.249	.9392	5.016	1.045
SDev	.016	.0002	.005	.051	.0052	.009	.016
%RSD	.3269	.0192	.1074	.9751	.5542	.1882	1.578
#1	4.972	.9994	4.962	5.213	.9429	5.022	1.033
#2	4.996	.9991	4.954	5.285	.9355	5.009	1.056
Errors	QC Pass	QC Pass	QC Pass	QC Pass	QC Pass	QC Pass	QC Pass
Value	5.000	1.000	5.000	5.000	1.000	5.000	1.000
Range	10.00	10.00	10.00	10.00	10.00	10.00	10.00

Elem	Y_3710	Zn2062	Zr3496
Units	ppm	ppm	ppm
Avge	4.980	1.002	4.920
SDev	.010	.006	.005
%RSD	.2039	.6210	.1078
#1	4.973	.9978	4.916
#2	4.987	1.007	4.924
Errors	QC Pass	QC Pass	QC Pass
Value	5.000	1.000	5.000
Range	10.00	10.00	10.00

010795

IntStd	1	2	3	4	5	6	7
Mode	*Counts	Time	NOTUSED	NOTUSED	NOTUSED	NOTUSED	NOTUSED
Elem	Sc	--	--	--	--	--	--
Wavlen	361.384	--	--	--	--	--	--
Avge	331296	10000	--	--	--	--	--
SDev	1520.280	.0000000	--	--	--	--	--
%RSD	.4588886	.0000000	--	--	--	--	--
#1	330221	10000	--	--	--	--	--
#2	332371	10000	--	--	--	--	--

Analysis Report Blank Sample 07/03/07 11:36:53 AM page 1

Method: DAILY1 Sample Name: icb/ccb Operator: 010796
Run Time: 07/03/07 11:32:17
Comment:
Mode: CONC Corr. Factor: 1

Elem	Ag3280	Al3082	As1890	B_2496	Ba4934	Be3130	Bi2230
Units	ppm	ppm	ppm	ppm	ppm	ppm	ppm
Avge	.0044	H.1273	.0040	.0181	H.0095	.0011	.0064
SDev	.0059	.1513	.0099	.0089	.0132	.0016	.0138
%RSD	133.4	118.8	247.7	49.29	139.6	144.5	215.3
#1	H.0086	H.2343	H.0110	.0244	H.0188	.0022	H.0162
#2	.0003	.0203	-.0030	.0118	.0001	-.0000	-.0034
Errors	LC Pass	LC High	LC Pass	LC Pass	LC High	LC Pass	LC Pass
High	.0050	.0500	.0050	.0500	.0050	.0050	.0100
Low	-.0050	-.0500	-.0050	-.0500	-.0050	-.0050	-.0100

Elem	Ca3179	Cd2265	Co2286	Cr2677	Cu3247	Fe2714	K_7664
Units	ppm	ppm	ppm	ppm	ppm	ppm	ppm
Avge	H.1281	.0015	.0047	.0021	.0018	H.0594	.0057
SDev	.1781	.0017	.0063	.0027	.0029	.0700	.0157
%RSD	139.1	113.6	135.3	129.4	154.1	118.0	275.4
#1	H.2540	.0027	H.0092	.0041	.0039	H.1089	.0168
#2	.0021	.0003	.0002	.0002	-.0002	.0098	-.0054
Errors	LC High	LC Pass	LC Pass	LC Pass	LC Pass	LC High	LC Pass
High	.0500	.0050	.0050	.0050	.0050	.0500	.1000
Low	-.0500	-.0050	-.0050	-.0050	-.0050	-.0500	-.1000

Elem	La4086	Li6707	Mg2790	Mn2576	Mo2020	Na5889	Na3302
Units	ppm	ppm	ppm	ppm	ppm	ppm	ppm
Avge	.0046	.0043	H.1317	.0010	H.0069	.0277	L-.0562
SDev	.0066	.0063	.1821	.0014	.0051	.0388	.1252
%RSD	141.6	147.1	138.3	139.1	73.31	140.4	222.7
#1	H.0093	H.0088	H.2605	.0020	H.0105	H.0551	L-.1447
#2	-.0000	-.0002	.0029	.0000	.0033	.0002	.0323
Errors	LC Pass	LC Pass	LC High	LC Pass	LC High	LC Pass	LC Low
High	.0050	.0050	.0500	.0050	.0050	.0500	.0500
Low	-.0050	-.0050	-.0500	-.0050	-.0050	-.0500	-.0500

Elem	Ni2316	P_1782	2203/1	2203/2	Pd3404	S_1820	Sb2068
Units	ppm	ppm	ppm	ppm	ppm	ppm	ppm
Avge	H.0058	.0062	.0034	-.0036	-.0001	-.0102	.0036
SDev	.0070	.0048	.0013	.0003	.0011	.0016	.0000
%RSD	121.1	77.44	36.62	7.483	732.6	15.18	1.214
#1	H.0107	.0096	.0043	-.0035	.0006	-.0091	.0037
#2	.0008	.0028	.0026	-.0038	-.0009	-.0113	.0036
Errors	LC High	LC Pass	NOCHECK	NOCHECK	LC Pass	LC Pass	LC Pass
High	.0050	.0200			.0050	.0200	.0100
Low	-.0050	-.0200			-.0050	-.0200	-.0100

Elem	Sc3613	1960/1	1960/2	Si2881	Pb220	Se196	Sn1899

010797

Units	%R	ppm	ppm	ppm	ppm	ppm	ppm
Avge	104.5	.0033	-.0003	.0044	-.0013	.0009	H.0089
SDev	.4	.0021	.0058	.0091	.0006	.0046	.0106
%RSD	.3888	62.55	1900.	205.3	47.06	500.8	119.3
#1	104.2	.0018	-.0044	H.0108	-.0009	-.0023	H.0164
#2	104.8	.0047	.0038	-.0020	-.0017	.0041	.0014
Errors	NOCHECK	NOCHECK	NOCHECK	LC Pass	LC Pass	LC Pass	LC High
High				.0100	.0050	.0050	.0050
Low				-.0100	-.0050	-.0050	-.0050

Elem	Sr4215	Th2837	Ti3372	Tl1908	U_3859	V_2924	W_2079
Units	ppm	ppm	ppm	ppm	ppm	ppm	ppm
Avge	.0048	.0010	.0039	H.0161	.0229	H.0056	.0001
SDev	.0067	.0038	.0058	.0047	.0099	.0067	.0046
%RSD	140.8	370.8	147.8	29.02	43.31	120.4	5030.
#1	H.0095	.0037	H.0080	H.0128	.0159	H.0103	-.0032
#2	.0000	-.0016	-.0002	H.0194	.0299	.0008	.0034
Errors	LC Pass	LC Pass	LC Pass	LC High	LC Pass	LC High	LC Pass
High	.0050	.0100	.0050	.0100	.1000	.0050	.0100
Low	-.0050	-.0100	-.0050	-.0100	-.1000	-.0050	-.0100

Elem	Y_3710	Zn2062	Zr3496
Units	ppm	ppm	ppm
Avge	.0046	.0017	H.0050
SDev	.0064	.0018	.0068
%RSD	137.7	102.0	135.8
#1	H.0091	.0030	H.0099
#2	.0001	.0005	.0002
Errors	LC Pass	LC Pass	LC High
High	.0050	.0050	.0050
Low	-.0050	-.0050	-.0050

010798

IntStd	1	2	3	4	5	6	7
Mode	*Counts	Time	NOTUSED	NOTUSED	NOTUSED	NOTUSED	NOTUSED
Elem	Sc	--	--	--	--	--	--
Wavlen	361.384	--	--	--	--	--	--
Avge	421370	10000	--	--	--	--	--
SDev	1652.508	.0000000	--	--	--	--	--
%RSD	.3921747	.0000000	--	--	--	--	--
#1	420202	10000	--	--	--	--	--
#2	422539	10000	--	--	--	--	--

Method: DAILY1 Sample Name: pbw-f28e2 df100 Operator: 010799
Run Time: 07/03/07 11:37:04
Comment: PG67-088
Mode: CONC Corr. Factor: 1

Elem	Ag3280	Al3082	As1890	B_2496	Ba4934	Be3130	Bi2230
Units	ppm	ppm	ppm	ppm	ppm	ppm	ppm
Avge	.0004	.0296	-.0046	.0094	.0001	.0001	.0082
SDev	.0004	.0009	.0004	.0008	.0001	.0000	.0022
%RSD	98.25	2.925	8.878	8.705	89.65	24.98	26.19
#1	.0007	.0290	-.0049	.0100	.0001	.0002	.0097
#2	.0001	.0302	-.0043	.0088	.0000	.0001	.0067

Elem	Ca3179	Cd2265	Co2286	Cr2677	Cu3247	Fe2714	K_7664
Units	ppm	ppm	ppm	ppm	ppm	ppm	ppm
Avge	.0045	.0001	.0002	.0005	-.0005	-.0045	.0068
SDev	.0004	.0003	.0002	.0002	.0001	.0004	.0041
%RSD	9.596	372.2	87.65	41.22	20.54	7.838	59.98
#1	.0048	.0003	.0001	.0006	-.0004	-.0047	.0097
#2	.0042	-.0001	.0004	.0004	-.0005	-.0042	.0039

Elem	La4086	Li6707	Mg2790	Mn2576	Mo2020	Na5889	Na3302
Units	ppm	ppm	ppm	ppm	ppm	ppm	ppm
Avge	.0012	-.0001	-.0014	.0000	.0017	-.0088	-.0534
SDev	.0004	.0000	.0010	.0000	.0002	.0047	.0521
%RSD	35.55	12.07	70.97	1024.	11.04	53.47	97.52
#1	.0009	-.0001	-.0007	.0000	.0016	-.0055	-.0166
#2	.0015	-.0001	-.0021	-.0000	.0018	-.0121	-.0903

Elem	Ni2316	P_1782	2203/1	2203/2	Pd3404	S_1820	Sb2068
Units	ppm	ppm	ppm	ppm	ppm	ppm	ppm
Avge	.0006	.0043	-.0004	-.0030	.0012	.0002	.0007
SDev	.0006	.0003	.0106	.0049	.0022	.0007	.0007
%RSD	90.80	7.419	2793.	161.3	181.5	281.7	106.5
#1	.0002	.0045	-.0079	.0004	-.0004	.0007	.0012
#2	.0010	.0041	.0071	-.0065	.0028	-.0002	.0002

Elem	Sc3613	1960/1	1960/2	Si2881	Pb220	Se196	Sn1899
Units	%R	ppm	ppm	ppm	ppm	ppm	ppm
Avge	95.70	-.0093	-.0024	.2602	-.0022	-.0047	-.0028
SDev	2.92	.0068	.0045	.0143	.0003	.0007	.0024
%RSD	3.054	73.35	182.9	5.512	11.85	14.81	87.04
#1	97.77	-.0141	.0007	.2501	-.0023	-.0042	-.0045
#2	93.63	-.0045	-.0056	.2704	-.0020	-.0052	-.0011

Elem	Sr4215	Th2837	Ti3372	Tl1908	U_3859	V_2924	W_2079
Units	ppm	ppm	ppm	ppm	ppm	ppm	ppm
Avge	.0000	.0015	-.0013	-.0071	.0221	-.0003	-.0012
SDev	.0000	.0012	.0004	.0093	.0065	.0002	.0037
%RSD	68.07	82.19	33.27	131.2	29.22	58.41	294.4
#1	.0000	.0023	-.0015	-.0005	.0176	-.0005	-.0038
#2	.0000	.0006	-.0010	-.0136	.0267	-.0002	.0014

010800

Elem	Y_3710	Zn2062	Zr3496
Units	ppm	ppm	ppm
Avge	.0000	-.0005	.0023
SDev	.0000	.0004	.0008
%RSD	55.29	68.04	32.97
#1	.0000	-.0008	.0028
#2	.0000	-.0003	.0017

IntStd	1	2	3	4	5	6	7
Mode	*Counts	Time	NOTUSED	NOTUSED	NOTUSED	NOTUSED	NOTUSED
Elem	Sc	--	--	--	--	--	--
Wavlen	361.384	--	--	--	--	--	--
Avge	386112	10000	--	--	--	--	--
SDev	11778.28	.0000000	--	--	--	--	--
%RSD	3.050478	.0000000	--	--	--	--	--
#1	394441	10000	--	--	--	--	--
#2	377784	10000	--	--	--	--	--

Method: DAILY1 Sample Name: pbw-f28e3 df100 Operator: 010801
Run Time: 07/03/07 11:41:50
Comment:
Mode: CONC Corr. Factor: 1

Elem	Ag3280	Al3082	As1890	B_2496	Ba4934	Be3130	Bi2230
Units	ppm	ppm	ppm	ppm	ppm	ppm	ppm
Avge	.0010	.0522	-.0037	.0078	-.0001	.0002	.0091
SDev	.0006	.0011	.0105	.0004	.0001	.0001	.0019
%RSD	58.34	2.022	286.7	4.619	93.81	82.88	21.30
#1	.0014	.0515	.0038	.0081	-.0000	.0001	.0077
#2	.0006	.0530	-.0111	.0076	-.0001	.0003	.0105

Elem	Ca3179	Cd2265	Co2286	Cr2677	Cu3247	Fe2714	K_7664
Units	ppm	ppm	ppm	ppm	ppm	ppm	ppm
Avge	.0038	.0005	.0007	-.0006	.0008	-.0125	.0359
SDev	.0007	.0003	.0002	.0007	.0001	.0051	.0063
%RSD	18.50	71.44	25.36	114.6	15.07	40.84	17.48
#1	.0043	.0007	.0006	-.0001	.0007	-.0089	.0404
#2	.0033	.0002	.0008	-.0011	.0009	-.0161	.0315

Elem	La4086	Li6707	Mg2790	Mn2576	Mo2020	Na5889	Na3302
Units	ppm	ppm	ppm	ppm	ppm	ppm	ppm
Avge	.0017	-.0001	.0001	-.0001	-.0011	-.0363	-.0278
SDev	.0002	.0001	.0044	.0002	.0023	.0024	.2926
%RSD	11.27	115.6	3632.	301.7	213.0	6.487	1051.
#1	.0018	-.0000	.0033	.0001	.0005	-.0346	.1791
#2	.0016	-.0001	-.0030	-.0002	-.0027	-.0380	-.2348

Elem	Ni2316	P_1782	2203/1	2203/2	Pd3404	S_1820	Sb2068
Units	ppm	ppm	ppm	ppm	ppm	ppm	ppm
Avge	-.0015	.0242	.0089	-.0035	.0016	-.0033	.0019
SDev	.0009	.0089	.0004	.0027	.0002	.0125	.0009
%RSD	64.05	36.96	4.396	77.59	12.81	381.3	45.80
#1	-.0008	.0305	.0086	-.0016	.0018	-.0122	.0025
#2	-.0021	.0179	.0091	-.0055	.0015	.0056	.0013

Elem	Sc3613	1960/1	1960/2	Si2881	Pb220	Se196	Sn1899
Units	%R	ppm	ppm	ppm	ppm	ppm	ppm
Avge	75.91	-.0011	.0010	.2236	.0006	.0003	-.0030
SDev	.25	.0114	.0030	.0130	.0017	.0018	.0002
%RSD	.3298	998.3	283.6	5.814	286.4	532.6	6.540
#1	75.73	-.0092	.0031	.2144	.0018	-.0010	-.0029
#2	76.09	.0069	-.0011	.2328	-.0006	.0016	-.0032

Elem	Sr4215	Th2837	Ti3372	Tl1908	U_3859	V_2924	W_2079
Units	ppm	ppm	ppm	ppm	ppm	ppm	ppm
Avge	-.0000	-.0048	-.0002	-.0109	-.0030	-.0000	-.0040
SDev	.0000	.0010	.0002	.0138	.0061	.0012	.0050
%RSD	1.587	20.19	110.9	126.7	204.3	2670.	126.5
#1	-.0000	-.0055	-.0003	-.0207	.0013	.0008	-.0076
#2	-.0000	-.0041	-.0000	-.0011	-.0073	-.0009	-.0004

010802

Elem	Y_3710	Zn2062	Zr3496
Units	ppm	ppm	ppm
Avge	-.0000	-.0005	.0006
SDev	.0002	.0002	.0012
%RSD	778.8	48.08	211.5
#1	.0001	-.0007	.0015
#2	-.0002	-.0003	-.0003

IntStd	1	2	3	4	5	6	7
Mode	*Counts	Time	NOTUSED	NOTUSED	NOTUSED	NOTUSED	NOTUSED
Elem	Sc	--	--	--	--	--	--
Wavlen	361.384	--	--	--	--	--	--
Avge	306534	10000	--	--	--	--	--
SDev	1001.263	.0000000	--	--	--	--	--
%RSD	.3266402	.0000000	--	--	--	--	--
#1	305826	10000	--	--	--	--	--
#2	307242	10000	--	--	--	--	--

Method: DAILY1 Sample Name: srm-278r-1 df100 Operator: 010803
Run Time: 07/03/07 11:46:36
Comment:
Mode: CONC Corr. Factor: 1

Elem	Ag3280	Al3082	As1890	B_2496	Ba4934	Be3130	Bi2230
Units	ppm	ppm	ppm	ppm	ppm	ppm	ppm
Avge	.0024	.7402	-.0020	.0028	.0091	-.0000	.0008
SDev	.0015	.0043	.0023	.0019	.0000	.0000	.0040
%RSD	65.63	.5834	111.8	67.49	.4443	4.939	494.2
#1	.0013	.7371	-.0037	.0042	.0092	-.0000	.0036
#2	.0035	.7432	-.0004	.0015	.0091	-.0000	-.0020

Elem	Ca3179	Cd2265	Co2286	Cr2677	Cu3247	Fe2714	K_7664
Units	ppm	ppm	ppm	ppm	ppm	ppm	ppm
Avge	.0743	-.0001	.0014	-.0000	-.0011	.1656	.1811
SDev	.0002	.0003	.0004	.0000	.0011	.0038	.0104
%RSD	.2621	216.8	28.54	104.0	104.7	2.268	5.740
#1	.0744	.0001	.0017	-.0000	-.0003	.1683	.1885
#2	.0741	-.0003	.0011	-.0001	-.0019	.1629	.1738

Elem	La4086	Li6707	Mg2790	Mn2576	Mo2020	Na5889	Na3302
Units	ppm	ppm	ppm	ppm	ppm	ppm	ppm
Avge	.0007	.0002	.0166	.0041	.0012	.3816	.2674
SDev	.0005	.0000	.0049	.0000	.0002	.0013	.0612
%RSD	77.42	16.30	29.56	.2283	15.20	.3502	22.89
#1	.0003	.0002	.0132	.0041	.0013	.3806	.3106
#2	.0011	.0002	.0201	.0041	.0011	.3825	.2241

Elem	Ni2316	P_1782	2203/1	2203/2	Pd3404	S_1820	Sb2068
Units	ppm	ppm	ppm	ppm	ppm	ppm	ppm
Avge	.0013	.0016	.0030	-.0034	.0007	-.0123	.0002
SDev	.0010	.0161	.0019	.0010	.0004	.0091	.0030
%RSD	77.25	999.2	62.54	28.53	60.91	73.76	1412.
#1	.0020	.0130	.0016	-.0041	.0010	-.0187	.0023
#2	.0006	-.0098	.0043	-.0027	.0004	-.0059	-.0019

Elem	Sc3613	1960/1	1960/2	Si2881	Pb220	Se196	Sn1899
Units	%R	ppm	ppm	ppm	ppm	ppm	ppm
Avge	119.0	-.0012	-.0022	3.555	-.0013	-.0019	.0008
SDev	.2	.0072	.0029	.016	.0013	.0043	.0003
%RSD	.2097	594.6	128.3	.4638	97.22	230.2	39.71
#1	118.8	.0039	-.0002	3.544	-.0022	.0012	.0006
#2	119.2	-.0063	-.0043	3.567	-.0004	-.0049	.0011

Elem	Sr4215	Th2837	Ti3372	Tl1908	U_3859	V_2924	W_2079
Units	ppm	ppm	ppm	ppm	ppm	ppm	ppm
Avge	.0006	-.0018	.0133	.0054	.0214	-.0001	-.0060
SDev	.0000	.0012	.0002	.0108	.0006	.0002	.0019
%RSD	3.072	66.68	1.370	200.3	2.788	135.0	30.95
#1	.0007	-.0010	.0132	-.0023	.0218	-.0000	-.0047
#2	.0006	-.0027	.0135	.0131	.0210	-.0003	-.0073

010804

Elem	Y_3710	Zn2062	Zr3496
Units	ppm	ppm	ppm
Avge	.0004	.0005	.0036
SDev	.0001	.0001	.0000
%RSD	19.39	28.69	.1614
#1	.0003	.0004	.0036
#2	.0004	.0006	.0036

IntStd	1	2	3	4	5	6	7
Mode	*Counts	Time	NOTUSED	NOTUSED	NOTUSED	NOTUSED	NOTUSED
Elem	Sc	--	--	--	--	--	--
Wavlen	361.384	--	--	--	--	--	--
Avge	479788	10000	--	--	--	--	--
SDev	963.0794	.0000000	--	--	--	--	--
%RSD	.2007302	.0000000	--	--	--	--	--
#1	479107	10000	--	--	--	--	--
#2	480469	10000	--	--	--	--	--

Analysis Report 07/03/07 11:55:59 AM page 1

Method: DAILY1 Sample Name: srm-688r-1 df100 Operator:
Run Time: 07/03/07 11:51:23
Comment:
Mode: CONC Corr. Factor: 1

010805

Elem	Ag3280	Al3082	As1890	B_2496	Ba4934	Be3130	Bi2230
Units	ppm	ppm	ppm	ppm	ppm	ppm	ppm
Avge	-.0000	.5024	-.0058	.0044	.0001	.0001	.0009
SDev	.0003	.0076	.0014	.0001	.0000	.0002	.0008
%RSD	16530.	1.515	23.19	3.323	8.318	291.9	86.07
#1	-.0002	.4970	-.0049	.0043	.0001	-.0001	.0015
#2	.0002	.5077	-.0068	.0045	.0001	.0002	.0004

Elem	Ca3179	Cd2265	Co2286	Cr2677	Cu3247	Fe2714	K_7664
Units	ppm	ppm	ppm	ppm	ppm	ppm	ppm
Avge	.2744	.0001	-.0001	.0033	.0006	.7608	.0119
SDev	.0022	.0001	.0006	.0003	.0006	.0061	.0017
%RSD	.7862	94.33	494.9	10.59	109.2	.8069	14.52
#1	.2728	.0002	.0003	.0036	.0010	.7565	.0107
#2	.2759	.0000	-.0006	.0031	.0001	.7651	.0131

Elem	La4086	Li6707	Mg2790	Mn2576	Mo2020	Na5889	Na3302
Units	ppm	ppm	ppm	ppm	ppm	ppm	ppm
Avge	.0011	-.0002	.2396	.0144	.0020	.0597	-.0206
SDev	.0004	.0000	.0001	.0000	.0017	.0036	.0467
%RSD	43.01	4.759	.0414	.1062	86.54	5.975	227.1
#1	.0014	-.0002	.2397	.0144	.0032	.0623	-.0536
#2	.0007	-.0002	.2395	.0144	.0008	.0572	.0125

Elem	Ni2316	P_1782	2203/1	2203/2	Pd3404	S_1820	Sb2068
Units	ppm	ppm	ppm	ppm	ppm	ppm	ppm
Avge	.0026	-.0014	-.0008	-.0015	-.0005	-.0131	.0005
SDev	.0018	.0170	.0017	.0020	.0002	.0067	.0024
%RSD	67.22	1208.	207.3	138.0	37.33	51.21	461.5
#1	.0039	.0106	-.0021	-.0000	-.0004	-.0179	-.0012
#2	.0014	-.0134	.0004	-.0029	-.0006	-.0084	.0022

Elem	Sc3613	1960/1	1960/2	Si2881	Pb220	Se196	Sn1899
Units	%R	ppm	ppm	ppm	ppm	ppm	ppm
Avge	96.39	-.0009	-.0025	2.736	-.0013	-.0019	-.0032
SDev	1.73	.0087	.0002	.021	.0008	.0031	.0017
%RSD	1.800	922.7	8.803	.7514	61.40	158.2	52.85
#1	97.61	-.0071	-.0026	2.721	-.0007	-.0041	-.0044
#2	95.16	.0052	-.0023	2.750	-.0018	.0002	-.0020

Elem	Sr4215	Th2837	Ti3372	Tl1908	U_3859	V_2924	W_2079
Units	ppm	ppm	ppm	ppm	ppm	ppm	ppm
Avge	.0006	-.0000	.0783	-.0057	.0111	.0032	-.0035
SDev	.0000	.0016	.0006	.0001	.0094	.0002	.0013
%RSD	.0277	20370.	.7496	1.475	84.22	6.416	37.19
#1	.0006	-.0011	.0787	-.0056	.0177	.0033	-.0044
#2	.0006	.0011	.0779	-.0058	.0045	.0031	-.0026

010806

Elem	Y_3710	Zn2062	Zr3496
Units	ppm	ppm	ppm
Avge	.0001	.0013	.0009
SDev	.0001	.0004	.0000
%RSD	72.48	30.81	1.402
#1	.0002	.0010	.0009
#2	.0000	.0016	.0009

IntStd	1	2	3	4	5	6	7
Mode	*Counts	Time	NOTUSED	NOTUSED	NOTUSED	NOTUSED	NOTUSED
Elem	Sc	--	--	--	--	--	--
Wavlen	361.384	--	--	--	--	--	--
Avge	388864	10000	--	--	--	--	--
SDev	6960.052	.0000000	--	--	--	--	--
%RSD	1.789840	.0000000	--	--	--	--	--
#1	393786	10000	--	--	--	--	--
#2	383943	10000	--	--	--	--	--

Method: DAILY1 Sample Name: srm-278r-2 df100 Operator:
Run Time: 07/03/07 11:56:09
Comment:
Mode: CONC Corr. Factor: 1

010807

Elem	Ag3280	Al3082	As1890	B_2496	Ba4934	Be3130	Bi2230
Units	ppm	ppm	ppm	ppm	ppm	ppm	ppm
Avge	-.0002	.7446	.0001	.0052	.0067	.0002	.0029
SDev	.0001	.0163	.0100	.0021	.0000	.0001	.0077
%RSD	42.82	2.195	10770.	39.66	.3915	32.82	267.2
#1	-.0001	.7562	-.0070	.0067	.0067	.0001	.0083
#2	-.0002	.7331	.0072	.0037	.0067	.0002	-.0026

Elem	Ca3179	Cd2265	Co2286	Cr2677	Cu3247	Fe2714	K_7664
Units	ppm	ppm	ppm	ppm	ppm	ppm	ppm
Avge	.0722	-.0001	-.0013	.0001	-.0003	.1466	.2249
SDev	.0002	.0002	.0002	.0006	.0012	.0000	.0025
%RSD	.2663	181.7	17.11	428.1	364.6	.0037	1.121
#1	.0720	-.0003	-.0015	-.0003	.0005	.1466	.2232
#2	.0723	.0000	-.0012	.0006	-.0012	.1466	.2267

Elem	La4086	Li6707	Mg2790	Mn2576	Mo2020	Na5889	Na3302
Units	ppm	ppm	ppm	ppm	ppm	ppm	ppm
Avge	.0008	.0002	.0145	.0040	-.0006	.3446	.2656
SDev	.0005	.0000	.0016	.0001	.0019	.0272	.3766
%RSD	58.96	3.842	11.09	2.460	324.0	7.900	141.8
#1	.0012	.0002	.0134	.0039	-.0019	.3254	-.0007
#2	.0005	.0002	.0157	.0041	.0008	.3639	.5319

Elem	Ni2316	P_1782	2203/1	2203/2	Pd3404	S_1820	Sb2068
Units	ppm	ppm	ppm	ppm	ppm	ppm	ppm
Avge	-.0007	.0067	.0053	-.0005	.0008	-.0039	-.0008
SDev	.0006	.0061	.0036	.0010	.0009	.0035	.0012
%RSD	85.82	90.60	68.36	191.0	108.9	90.14	148.7
#1	-.0012	.0111	.0079	.0002	.0014	-.0014	.0000
#2	-.0003	.0024	.0028	-.0013	.0002	-.0063	-.0016

Elem	Sc3613	1960/1	1960/2	Si2881	Pb220	Se196	Sn1899
Units	%R	ppm	ppm	ppm	ppm	ppm	ppm
Avge	87.92	-.0007	-.0019	3.427	.0014	-.0015	-.0011
SDev	14.36	.0109	.0071	.016	.0019	.0011	.0058
%RSD	16.33	1605.	375.7	.4573	133.2	74.60	521.0
#1	77.77	-.0084	.0031	3.416	.0028	-.0007	.0030
#2	98.07	.0070	-.0069	3.439	.0001	-.0022	-.0052

Elem	Sr4215	Th2837	Ti3372	Tl1908	U_3859	V_2924	W_2079
Units	ppm	ppm	ppm	ppm	ppm	ppm	ppm
Avge	.0005	-.0038	.0134	.0026	-.0004	.0001	-.0004
SDev	.0000	.0033	.0001	.0037	.0189	.0004	.0102
%RSD	.6276	87.38	.8031	140.2	4405.	426.8	2518.
#1	.0006	-.0014	.0133	.0000	-.0138	.0004	.0068
#2	.0005	-.0061	.0135	.0053	.0129	-.0002	-.0076

010808

Elem	Y_3710	Zn2062	Zr3496
Units	ppm	ppm	ppm
Avge	.0003	-.0002	.0030
SDev	.0001	.0002	.0002
%RSD	23.47	125.4	8.035
#1	.0002	-.0003	.0028
#2	.0003	-.0000	.0031

IntStd	1	2	3	4	5	6	7
Mode	*Counts	Time	NOTUSED	NOTUSED	NOTUSED	NOTUSED	NOTUSED
Elem	Sc	--	--	--	--	--	--
Wavlen	361.384	--	--	--	--	--	--
Avge	354823	10000	--	--	--	--	--
SDev	57701.33	.0000000	--	--	--	--	--
%RSD	16.26200	.0000000	--	--	--	--	--
#1	314022	10000	--	--	--	--	--
#2	395624	10000	--	--	--	--	--

Method: DAILY1 Sample Name: srm-688r-2 df100 Operator: 010809
Run Time: 07/03/07 12:00:56
Comment:
Mode: CONC Corr. Factor: 1

Elem	Ag3280	Al3082	As1890	B_2496	Ba4934	Be3130	Bi2230
Units	ppm	ppm	ppm	ppm	ppm	ppm	ppm
Avge	.0025	.3999	.0031	.0026	.0002	-.0000	.0012
SDev	.0018	.0075	.0004	.0006	.0000	.0000	.0025
%RSD	72.51	1.870	12.17	23.62	25.18	233.4	211.5
#1	.0012	.3946	.0033	.0021	.0002	-.0000	-.0006
#2	.0037	.4051	.0028	.0030	.0001	.0000	.0029

Elem	Ca3179	Cd2265	Co2286	Cr2677	Cu3247	Fe2714	K_7664
Units	ppm	ppm	ppm	ppm	ppm	ppm	ppm
Avge	.2181	.0002	.0001	.0030	.0004	.6681	.0009
SDev	.0014	.0001	.0001	.0002	.0008	.0087	.0029
%RSD	.6448	74.64	190.3	5.969	181.4	1.304	329.7
#1	.2171	.0002	-.0000	.0031	-.0001	.6620	-.0012
#2	.2191	.0001	.0002	.0029	.0010	.6743	.0029

Elem	La4086	Li6707	Mg2790	Mn2576	Mo2020	Na5889	Na3302
Units	ppm	ppm	ppm	ppm	ppm	ppm	ppm
Avge	.0008	-.0002	.1985	.0123	.0013	.0615	.0877
SDev	.0005	.0000	.0052	.0001	.0011	.0032	.0649
%RSD	71.21	3.965	2.600	.8055	86.07	5.168	73.93
#1	.0011	-.0002	.1948	.0122	.0005	.0638	.1336
#2	.0004	-.0002	.2021	.0123	.0022	.0593	.0419

Elem	Ni2316	P_1782	2203/1	2203/2	Pd3404	S_1820	Sb2068
Units	ppm	ppm	ppm	ppm	ppm	ppm	ppm
Avge	.0028	.0059	-.0001	-.0032	-.0002	-.0088	-.0001
SDev	.0011	.0137	.0015	.0008	.0004	.0024	.0018
%RSD	40.31	231.0	1252.	23.70	228.4	27.75	1647.
#1	.0035	-.0038	-.0012	-.0027	.0001	-.0071	.0012
#2	.0020	.0156	.0009	-.0038	-.0005	-.0106	-.0014

Elem	Sc3613	1960/1	1960/2	Si2881	Pb220	Se196	Sn1899
Units	%R	ppm	ppm	ppm	ppm	ppm	ppm
Avge	101.2	-.0002	-.0000	2.265	-.0022	-.0001	.0001
SDev	2.7	.0032	.0037	.022	.0000	.0035	.0037
%RSD	2.632	1553.	8280.	.9586	1.059	4639.	6839.
#1	103.1	-.0025	-.0027	2.249	-.0022	-.0026	.0026
#2	99.29	.0021	.0026	2.280	-.0022	.0024	-.0025

Elem	Sr4215	Th2837	Ti3372	Tl1908	U_3859	V_2924	W_2079
Units	ppm	ppm	ppm	ppm	ppm	ppm	ppm
Avge	.0006	-.0002	.0682	.0005	.0119	.0026	-.0023
SDev	.0000	.0012	.0001	.0073	.0054	.0004	.0039
%RSD	1.241	487.4	.1683	1366.	45.63	14.64	169.9
#1	.0006	.0006	.0681	-.0047	.0081	.0029	.0005
#2	.0006	-.0011	.0683	.0057	.0158	.0023	-.0050

010810

Elem	Y_3710	Zn2062	Zr3496
Units	ppm	ppm	ppm
Avge	.0001	.0007	.0011
SDev	.0000	.0000	.0003
%RSD	67.22	3.023	24.19
#1	.0000	.0007	.0009
#2	.0001	.0007	.0013

IntStd	1	2	3	4	5	6	7
Mode	*Counts	Time	NOTUSED	NOTUSED	NOTUSED	NOTUSED	NOTUSED
Elem	Sc	--	--	--	--	--	--
Wavlen	361.384	--	--	--	--	--	--
Avge	408106	10000	--	--	--	--	--
SDev	10738.83	.0000000	--	--	--	--	--
%RSD	2.631379	.0000000	--	--	--	--	--
#1	415700	10000	--	--	--	--	--
#2	400513	10000	--	--	--	--	--

Method: DAILY1 Sample Name: 297126tr df100 Operator:
Run Time: 07/03/07 12:05:42
Comment:
Mode: CONC Corr. Factor: 1

010811

Elem	Ag3280	Al3082	As1890	B_2496	Ba4934	Be3130	Bi2230
Units	ppm	ppm	ppm	ppm	ppm	ppm	ppm
Avge	.0005	.7461	-.0131	.0009	.0038	.0001	.0032
SDev	.0008	.0002	.0015	.0008	.0000	.0000	.0018
%RSD	144.9	.0294	11.65	87.76	1.179	9.736	56.86
#1	.0011	.7459	-.0142	.0014	.0037	.0001	.0044
#2	-.0000	.7462	-.0121	.0003	.0038	.0001	.0019

Elem	Ca3179	Cd2265	Co2286	Cr2677	Cu3247	Fe2714	K_7664
Units	ppm	ppm	ppm	ppm	ppm	ppm	ppm
Avge	.1747	.0002	.0006	.0003	-.0006	.3223	.1700
SDev	.0009	.0001	.0004	.0001	.0006	.0052	.0075
%RSD	.5211	42.00	68.75	38.31	107.2	1.602	4.382
#1	.1741	.0002	.0009	.0003	-.0001	.3187	.1753
#2	.1753	.0003	.0003	.0002	-.0010	.3260	.1647

Elem	La4086	Li6707	Mg2790	Mn2576	Mo2020	Na5889	Na3302
Units	ppm	ppm	ppm	ppm	ppm	ppm	ppm
Avge	.0003	.0001	.1230	.0072	.0006	.1836	-.1142
SDev	.0003	.0000	.0033	.0001	.0001	.0017	.0752
%RSD	87.84	5.848	2.702	.8088	14.71	.9450	65.92
#1	.0005	.0001	.1253	.0072	.0006	.1824	-.1674
#2	.0001	.0001	.1206	.0071	.0005	.1848	-.0609

Elem	Ni2316	P_1782	2203/1	2203/2	Pd3404	S_1820	Sb2068
Units	ppm	ppm	ppm	ppm	ppm	ppm	ppm
Avge	.0014	.0078	.0038	-.0042	.0012	-.0157	.0034
SDev	.0004	.0112	.0057	.0019	.0022	.0033	.0015
%RSD	27.50	143.9	150.2	45.36	189.0	21.17	45.03
#1	.0012	-.0001	-.0002	-.0028	-.0004	-.0180	.0023
#2	.0017	.0156	.0078	-.0055	.0027	-.0133	.0045

Elem	Sc3613	1960/1	1960/2	Si2881	Pb220	Se196	Sn1899
Units	%R	ppm	ppm	ppm	ppm	ppm	ppm
Avge	98.93	.0047	-.0012	3.050	-.0015	.0008	.0018
SDev	1.30	.0043	.0002	.020	.0006	.0013	.0037
%RSD	1.317	92.80	19.66	.6451	41.02	167.4	202.4
#1	98.01	.0078	-.0014	3.037	-.0020	.0017	-.0008
#2	99.86	.0016	-.0011	3.064	-.0011	-.0001	.0044

Elem	Sr4215	Th2837	Ti3372	Tl1908	U_3859	V_2924	W_2079
Units	ppm	ppm	ppm	ppm	ppm	ppm	ppm
Avge	.0030	-.0045	.0411	-.0067	.0143	.0014	-.0005
SDev	.0000	.0023	.0004	.0077	.0019	.0000	.0001
%RSD	.1890	51.02	1.091	115.6	13.28	.5234	28.50
#1	.0030	-.0029	.0414	-.0012	.0157	.0014	-.0004
#2	.0030	-.0062	.0408	-.0121	.0130	.0014	-.0006

010812

Elem	Y_3710	Zn2062	Zr3496
Units	ppm	ppm	ppm
Avge	.0001	.0006	.0013
SDev	.0000	.0005	.0000
%RSD	.7642	88.02	2.695
#1	.0001	.0002	.0012
#2	.0001	.0010	.0013

IntStd	1	2	3	4	5	6	7
Mode	*Counts	Time	NOTUSED	NOTUSED	NOTUSED	NOTUSED	NOTUSED
Elem	Sc	--	--	--	--	--	--
Wavlen	361.384	--	--	--	--	--	--
Avge	399106	10000	--	--	--	--	--
SDev	5223.398	.0000000	--	--	--	--	--
%RSD	1.308773	.0000000	--	--	--	--	--
#1	395413	10000	--	--	--	--	--
#2	402800	10000	--	--	--	--	--

Analysis Report 07/03/07 12:15:04 PM page 1

Method: DAILY1 Sample Name: 297126tr-d df100 Operator:
Run Time: 07/03/07 12:10:29
Comment:
Mode: CONC Corr. Factor: 1

010813

Elem	Ag3280	Al3082	As1890	B_2496	Ba4934	Be3130	Bi2230
Units	ppm	ppm	ppm	ppm	ppm	ppm	ppm
Avge	.0006	.5756	-.0015	.0010	.0033	.0000	.0067
SDev	.0009	.0015	.0012	.0001	.0000	.0001	.0027
%RSD	155.7	.2617	83.14	12.23	.2743	272.6	39.46
#1	-.0001	.5746	-.0006	.0009	.0033	.0001	.0048
#2	.0012	.5767	-.0024	.0011	.0033	-.0000	.0086

Elem	Ca3179	Cd2265	Co2286	Cr2677	Cu3247	Fe2714	K_7664
Units	ppm	ppm	ppm	ppm	ppm	ppm	ppm
Avge	.1441	.0003	.0005	.0003	-.0009	.2589	.1208
SDev	.0004	.0002	.0002	.0001	.0001	.0015	.0006
%RSD	.2510	62.54	30.84	27.91	9.019	.5773	.5308
#1	.1444	.0002	.0004	.0002	-.0008	.2579	.1212
#2	.1439	.0004	.0007	.0004	-.0009	.2600	.1203

Elem	La4086	Li6707	Mg2790	Mn2576	Mo2020	Na5889	Na3302
Units	ppm	ppm	ppm	ppm	ppm	ppm	ppm
Avge	.0003	-.0000	.0914	.0057	.0008	.1606	-.1095
SDev	.0001	.0000	.0022	.0000	.0004	.0013	.0417
%RSD	31.37	53.69	2.448	.4115	52.68	.8092	38.07
#1	.0003	-.0000	.0898	.0058	.0012	.1597	-.1390
#2	.0002	-.0001	.0930	.0057	.0005	.1616	-.0800

Elem	Ni2316	P_1782	2203/1	2203/2	Pd3404	S_1820	Sb2068
Units	ppm	ppm	ppm	ppm	ppm	ppm	ppm
Avge	.0007	.0108	-.0007	-.0003	.0008	-.0114	.0005
SDev	.0009	.0001	.0032	.0007	.0003	.0081	.0028
%RSD	132.0	.5025	428.2	256.5	41.98	71.22	561.4
#1	.0014	.0108	-.0030	-.0007	.0010	-.0057	-.0015
#2	.0000	.0108	.0015	.0002	.0005	-.0172	.0025

Elem	Sc3613	1960/1	1960/2	Si2881	Pb220	Se196	Sn1899
Units	%R	ppm	ppm	ppm	ppm	ppm	ppm
Avge	117.2	.0023	-.0028	2.507	-.0004	-.0011	-.0011
SDev	1.8	.0052	.0006	.014	.0015	.0014	.0007
%RSD	1.500	231.1	20.42	.5728	357.2	125.1	63.04
#1	116.0	.0060	-.0032	2.497	-.0015	-.0001	-.0016
#2	118.4	-.0014	-.0024	2.517	.0006	-.0021	-.0006

Elem	Sr4215	Th2837	Ti3372	Tl1908	U_3859	V_2924	W_2079
Units	ppm	ppm	ppm	ppm	ppm	ppm	ppm
Avge	.0024	-.0014	.0307	-.0012	.0193	.0008	-.0022
SDev	.0000	.0013	.0007	.0024	.0002	.0004	.0010
%RSD	.7109	96.00	2.358	199.6	.8679	49.66	44.45
#1	.0024	-.0004	.0302	-.0029	.0192	.0011	-.0015
#2	.0024	-.0023	.0312	.0005	.0194	.0005	-.0029

010814

Elem	Y_3710	Zn2062	Zr3496
Units	ppm	ppm	ppm
Avge	.0001	.0006	.0012
SDev	.0000	.0003	.0001
%RSD	17.99	47.69	5.525
#1	.0001	.0004	.0012
#2	.0001	.0008	.0013

IntStd	1	2	3	4	5	6	7
Mode	*Counts	Time	NOTUSED	NOTUSED	NOTUSED	NOTUSED	NOTUSED
Elem	Sc	--	--	--	--	--	--
Wavlen	361.384	--	--	--	--	--	--
Avge	472588	10000	--	--	--	--	--
SDev	7057.633	.0000000	--	--	--	--	--
%RSD	1.493402	.0000000	--	--	--	--	--
#1	467597	10000	--	--	--	--	--
#2	477578	10000	--	--	--	--	--

Method: DAILY1 Sample Name: 297127tr df100 Operator:
Run Time: 07/03/07 12:15:15
Comment:
Mode: CONC Corr. Factor: 1

010815

Elem	Ag3280	Al3082	As1890	B_2496	Ba4934	Be3130	Bi2230
Units	ppm	ppm	ppm	ppm	ppm	ppm	ppm
Avge	.0010	.8411	.0025	.0034	.0054	.0003	.0050
SDev	.0006	.0105	.0029	.0022	.0001	.0000	.0125
%RSD	59.76	1.253	117.9	65.93	1.321	1.844	252.6
#1	.0006	.8337	.0004	.0018	.0054	.0003	-.0039
#2	.0014	.8486	.0046	.0049	.0055	.0003	.0138

Elem	Ca3179	Cd2265	Co2286	Cr2677	Cu3247	Fe2714	K_7664
Units	ppm	ppm	ppm	ppm	ppm	ppm	ppm
Avge	.1118	.0004	-.0003	.0006	.0023	.2514	.2345
SDev	.0007	.0000	.0005	.0018	.0006	.0117	.0055
%RSD	.6329	.3937	135.5	332.3	27.00	4.659	2.336
#1	.1113	.0004	-.0007	.0019	.0018	.2596	.2384
#2	.1123	.0004	-.0000	-.0007	.0027	.2431	.2306

Elem	La4086	Li6707	Mg2790	Mn2576	Mo2020	Na5889	Na3302
Units	ppm	ppm	ppm	ppm	ppm	ppm	ppm
Avge	.0018	.0002	.0791	.0060	-.0008	.1578	.1150
SDev	.0008	.0001	.0052	.0001	.0006	.0006	.0819
%RSD	43.62	25.69	6.555	1.561	83.48	.4077	71.26
#1	.0024	.0002	.0755	.0059	-.0003	.1583	.0571
#2	.0012	.0002	.0828	.0060	-.0012	.1574	.1730

Elem	Ni2316	P_1782	2203/1	2203/2	Pd3404	S_1820	Sb2068
Units	ppm	ppm	ppm	ppm	ppm	ppm	ppm
Avge	.0002	.0249	.0042	-.0030	.0001	.0174	.0007
SDev	.0010	.0002	.0015	.0008	.0017	.0025	.0033
%RSD	551.3	.9411	36.46	26.02	1118.	14.27	485.4
#1	.0009	.0251	.0031	-.0025	-.0010	.0157	.0030
#2	-.0005	.0248	.0053	-.0036	.0013	.0192	-.0017

Elem	Sc3613	1960/1	1960/2	Si2881	Pb220	Se196	Sn1899
Units	%R	ppm	ppm	ppm	ppm	ppm	ppm
Avge	71.89	-.0046	.0010	3.102	-.0006	-.0009	.0052
SDev	.49	.0024	.0096	.016	.0000	.0072	.0039
%RSD	.6797	52.18	1013.	.5141	2.723	840.9	74.75
#1	72.23	-.0029	.0078	3.091	-.0006	.0042	.0080
#2	71.54	-.0063	-.0059	3.113	-.0006	-.0060	.0025

Elem	Sr4215	Th2837	Ti3372	Tl1908	U_3859	V_2924	W_2079
Units	ppm	ppm	ppm	ppm	ppm	ppm	ppm
Avge	.0029	.0006	.0310	-.0105	.0104	.0003	.0008
SDev	.0000	.0021	.0003	.0165	.0031	.0006	.0015
%RSD	.6829	327.4	1.017	157.1	29.49	199.8	183.5
#1	.0028	.0021	.0312	-.0222	.0082	.0008	.0019
#2	.0029	-.0008	.0308	.0012	.0126	-.0001	-.0002

010816

Elem	Y_3710	Zn2062	Zr3496
Units	ppm	ppm	ppm
Avge	.0002	.0012	.0010
SDev	.0000	.0003	.0000
%RSD	12.22	22.01	3.197
#1	.0002	.0010	.0010
#2	.0002	.0014	.0010

IntStd	1	2	3	4	5	6	7
Mode	*Counts	Time	NOTUSED	NOTUSED	NOTUSED	NOTUSED	NOTUSED
Elem	Sc	--	--	--	--	--	--
Wavlen	361.384	--	--	--	--	--	--
Avge	290341	10000	--	--	--	--	--
SDev	1982.727	.0000000	--	--	--	--	--
%RSD	.6828961	.0000000	--	--	--	--	--
#1	291743	10000	--	--	--	--	--
#2	288939	10000	--	--	--	--	--

Analysis Report 07/03/07 12:24:37 PM page 1

Method: DAILY1 Sample Name: 297128tr df100 Operator:
Run Time: 07/03/07 12:20:01
Comment:
Mode: CONC Corr. Factor: 1

010817

Elem	Ag3280	Al3082	As1890	B_2496	Ba4934	Be3130	Bi2230
Units	ppm	ppm	ppm	ppm	ppm	ppm	ppm
Avge	.0001	.8377	.0002	.0023	.0070	.0001	.0086
SDev	.0001	.0029	.0049	.0026	.0001	.0001	.0036
%RSD	232.5	.3450	2144.	111.0	1.252	47.49	41.68
#1	-.0000	.8356	-.0033	.0005	.0069	.0002	.0060
#2	.0002	.8397	.0037	.0042	.0070	.0001	.0111

Elem	Ca3179	Cd2265	Co2286	Cr2677	Cu3247	Fe2714	K_7664
Units	ppm	ppm	ppm	ppm	ppm	ppm	ppm
Avge	.1151	.0005	.0006	.0000	-.0003	.2696	.2097
SDev	.0013	.0002	.0004	.0006	.0008	.0019	.0122
%RSD	1.121	33.97	68.52	13280.	267.9	.7190	5.829
#1	.1142	.0004	.0009	-.0004	-.0009	.2683	.2184
#2	.1160	.0007	.0003	.0004	.0003	.2710	.2011

Elem	La4086	Li6707	Mg2790	Mn2576	Mo2020	Na5889	Na3302
Units	ppm	ppm	ppm	ppm	ppm	ppm	ppm
Avge	.0008	.0001	.0817	.0066	-.0003	.2227	.1326
SDev	.0001	.0001	.0012	.0001	.0007	.0008	.1176
%RSD	6.797	96.64	1.431	1.140	287.8	.3564	88.70
#1	.0009	.0002	.0809	.0065	-.0008	.2233	.2158
#2	.0008	.0000	.0825	.0067	.0003	.2222	.0494

Elem	Ni2316	P_1782	2203/1	2203/2	Pd3404	S_1820	Sb2068
Units	ppm	ppm	ppm	ppm	ppm	ppm	ppm
Avge	-.0008	.0180	-.0008	-.0029	-.0009	.0037	.0029
SDev	.0021	.0028	.0005	.0003	.0006	.0045	.0008
%RSD	269.1	15.53	66.15	11.01	64.60	123.7	25.91
#1	-.0022	.0161	-.0004	-.0031	-.0013	.0005	.0035
#2	.0007	.0200	-.0011	-.0026	-.0005	.0069	.0024

Elem	Sc3613	1960/1	1960/2	Si2881	Pb220	Se196	Sn1899
Units	%R	ppm	ppm	ppm	ppm	ppm	ppm
Avge	95.49	.0035	.0003	3.266	-.0022	.0014	-.0028
SDev	1.78	.0003	.0007	.003	.0000	.0003	.0036
%RSD	1.868	8.162	208.5	.0799	1.779	25.01	127.0
#1	94.23	.0037	-.0002	3.268	-.0022	.0012	-.0003
#2	96.75	.0033	.0008	3.264	-.0021	.0016	-.0054

Elem	Sr4215	Th2837	Ti3372	Tl1908	U_3859	V_2924	W_2079
Units	ppm	ppm	ppm	ppm	ppm	ppm	ppm
Avge	.0030	-.0041	.0311	.0085	.0226	.0003	-.0028
SDev	.0000	.0015	.0001	.0040	.0010	.0003	.0050
%RSD	.3208	37.31	.3475	47.38	4.552	92.91	178.0
#1	.0030	-.0052	.0312	.0057	.0233	.0001	-.0063
#2	.0030	-.0030	.0310	.0114	.0219	.0004	.0007

010818

Elem	Y_3710	Zn2062	Zr3496
Units	ppm	ppm	ppm
Avge	.0001	.0016	.0013
SDev	.0002	.0000	.0001
%RSD	186.6	1.758	6.729
#1	-.0000	.0016	.0013
#2	.0002	.0016	.0014

IntStd	1	2	3	4	5	6	7
Mode	*Counts	Time	NOTUSED	NOTUSED	NOTUSED	NOTUSED	NOTUSED
Elem	Sc	--	--	--	--	--	--
Wavlen	361.384	--	--	--	--	--	--
Avge	385266	10000	--	--	--	--	--
SDev	7184.912	.0000000	--	--	--	--	--
%RSD	1.864925	.0000000	--	--	--	--	--
#1	380185	10000	--	--	--	--	--
#2	390346	10000	--	--	--	--	--

Analysis Report 07/03/07 12:29:24 PM page 1

Method: DAILY1 Sample Name: ccv2 Operator:
Run Time: 07/03/07 12:24:48
Comment:
Mode: CONC Corr. Factor: 1

010819

Elem	Ag3280	Al3082	As1890	B_2496	Ba4934	Be3130	Bi2230
Units	ppm	ppm	ppm	ppm	ppm	ppm	ppm
Avge	.9840	9.921	5.297	5.098	9.978	1.062	4.972
SDev	.0053	.007	.005	.058	.010	.019	.008
%RSD	.5338	.0748	.0874	1.129	.0973	1.836	.1698
#1	.9803	9.916	5.301	5.058	9.972	1.076	4.966
#2	.9877	9.927	5.294	5.139	9.985	1.048	4.978
Errors	LC Pass	LC Pass	LC Pass	LC Pass	LC Pass	LC Pass	LC Pass
High	1.100	11.00	5.500	5.500	11.00	1.100	5.500
Low	.9000	9.000	4.500	4.500	9.000	.9000	4.500

Elem	Ca3179	Cd2265	Co2286	Cr2677	Cu3247	Fe2714	K_7664
Units	ppm	ppm	ppm	ppm	ppm	ppm	ppm
Avge	20.33	1.006	5.087	2.007	2.002	10.10	18.26
SDev	.05	.000	.046	.009	.008	.06	.03
%RSD	.2346	.0033	.8963	.4425	.4097	.6234	.1445
#1	20.30	1.006	5.119	2.013	1.996	10.14	18.24
#2	20.37	1.005	5.054	2.001	2.008	10.05	18.28
Errors	LC Pass	LC Pass	LC Pass	LC Pass	LC Pass	LC Pass	LC Pass
High	22.00	1.100	5.500	2.200	2.200	11.00	22.00
Low	18.00	.9000	4.500	1.800	1.800	9.000	18.00

Elem	La4086	Li6707	Mg2790	Mn2576	Mo2020	Na5889	Na3302
Units	ppm	ppm	ppm	ppm	ppm	ppm	ppm
Avge	4.908	4.987	20.26	1.027	5.154	H41.12	28.99
SDev	.026	.004	.06	.003	.007	.01	.20
%RSD	.5214	.0824	.3171	.2643	.1361	.0152	.7050
#1	4.890	4.984	20.22	1.029	5.159	H41.12	28.85
#2	4.926	4.989	20.31	1.025	5.149	H41.11	29.14
Errors	LC Pass	LC Pass	LC Pass	LC Pass	LC Pass	LC High	LC Pass
High	5.500	5.500	22.00	1.100	5.500	33.00	33.00
Low	4.500	4.500	18.00	.9000	4.500	27.00	27.00

Elem	Ni2316	P_1782	2203/1	2203/2	Pd3404	S_1820	Sb2068
Units	ppm	ppm	ppm	ppm	ppm	ppm	ppm
Avge	4.822	5.242	5.013	4.736	.9858	1.004	.9977
SDev	.017	.016	.033	.113	.0056	.021	.0239
%RSD	.3444	.2973	.6663	2.376	.5669	2.113	2.392
#1	4.833	5.231	5.036	4.816	.9818	.9890	.9809
#2	4.810	5.253	4.989	4.657	.9897	1.019	1.015
Errors	LC Pass	LC Pass	NOCHECK	NOCHECK	LC Pass	LC Pass	LC Pass
High	5.500	5.500			1.100	1.100	1.100
Low	4.500	4.500			.9000	.9000	.9000

Elem	Sc3613	1960/1	1960/2	Si2881	Pb220	Se196	Sn1899

010820

Units	%R	ppm	ppm	ppm	ppm	ppm	ppm
Avge	94.33	5.335	4.980	5.085	4.824	5.093	5.116
SDev	.84	.014	.127	.003	.086	.089	.016
%RSD	.8943	.2586	2.552	.0504	1.784	1.752	.3033
#1	94.93	5.345	5.070	5.083	4.884	5.156	5.127
#2	93.73	5.326	4.890	5.087	4.763	5.030	5.105
Errors	NOCHECK	NOCHECK	NOCHECK	LC Pass	LC Pass	LC Pass	LC Pass
High				5.500	5.500	5.500	5.500
Low				4.500	4.500	4.500	4.500

Elem	Sr4215	Th2837	Ti3372	Tl1908	U_3859	V_2924	W_2079
Units	ppm	ppm	ppm	ppm	ppm	ppm	ppm
Avge	4.929	1.016	4.996	5.394	.9340	5.087	1.062
SDev	.009	.011	.013	.034	.0466	.016	.013
%RSD	.1873	1.114	.2582	.6298	4.992	.3075	1.232
#1	4.923	1.024	4.987	5.369	.9011	5.098	1.052
#2	4.936	1.008	5.005	5.418	.9670	5.076	1.071
Errors	LC Pass	LC Pass	LC Pass	LC Pass	LC Pass	LC Pass	LC Pass
High	5.500	1.100	5.500	5.500	1.100	5.500	1.100
Low	4.500	.9000	4.500	4.500	.9000	4.500	.9000

Elem	Y_3710	Zn2062	Zr3496
Units	ppm	ppm	ppm
Avge	4.990	1.043	4.953
SDev	.003	.008	.005
%RSD	.0521	.8141	.1055
#1	4.988	1.049	4.956
#2	4.992	1.037	4.949
Errors	LC Pass	LC Pass	LC Pass
High	5.500	1.100	5.500
Low	4.500	.9000	4.500

010821

IntStd	1	2	3	4	5	6	7
Mode	*Counts	Time	NOTUSED	NOTUSED	NOTUSED	NOTUSED	NOTUSED
Elem	Sc	--	--	--	--	--	--
Wavlen	361.384	--	--	--	--	--	--
Avge	380583	10000	--	--	--	--	--
SDev	3379.970	.0000000	--	--	--	--	--
%RSD	.8881034	.0000000	--	--	--	--	--
#1	382973	10000	--	--	--	--	--
#2	378193	10000	--	--	--	--	--

Analysis Report 07/03/07 12:34:10 PM page 1

Method: DAILY1 Sample Name: ccb2 Operator:
Run Time: 07/03/07 12:29:34
Comment:
Mode: CONC Corr. Factor: 1

010822

Elem	Ag3280	Al3082	As1890	B_2496	Ba4934	Be3130	Bi2230
Units	ppm	ppm	ppm	ppm	ppm	ppm	ppm
Avge	-.0005	.0290	-.0026	.0140	.0012	.0002	.0072
SDev	.0008	.0060	.0044	.0001	.0016	.0001	.0029
%RSD	155.5	20.68	169.4	.6045	133.7	63.14	39.51
#1	-.0011	.0248	L-.0057	.0141	.0001	.0001	.0052
#2	.0001	.0332	.0005	.0140	.0024	.0003	.0092
Errors	LC Pass	LC Pass	LC Pass	LC Pass	LC Pass	LC Pass	LC Pass
High	.0050	.0500	.0050	.0500	.0050	.0050	.0100
Low	-.0050	-.0500	-.0050	-.0500	-.0050	-.0050	-.0100

Elem	Ca3179	Cd2265	Co2286	Cr2677	Cu3247	Fe2714	K_7664
Units	ppm	ppm	ppm	ppm	ppm	ppm	ppm
Avge	.0039	.0002	.0007	.0004	-.0003	.0022	.0062
SDev	.0054	.0002	.0001	.0003	.0002	.0042	.0024
%RSD	138.5	83.79	21.73	92.39	66.76	193.3	39.06
#1	.0001	.0003	.0006	.0001	-.0001	-.0008	.0045
#2	.0077	.0001	.0008	.0006	-.0004	.0052	.0080
Errors	LC Pass	LC Pass	LC Pass	LC Pass	LC Pass	LC Pass	LC Pass
High	.0500	.0050	.0050	.0050	.0050	.0500	.1000
Low	-.0500	-.0050	-.0050	-.0050	-.0050	-.0500	-.1000

Elem	La4086	Li6707	Mg2790	Mn2576	Mo2020	Na5889	Na3302
Units	ppm	ppm	ppm	ppm	ppm	ppm	ppm
Avge	.0013	.0003	.0031	.0001	.0009	-.0160	L-.3360
SDev	.0003	.0007	.0001	.0001	.0019	.0011	.1684
%RSD	22.45	260.4	1.737	190.6	210.5	6.777	50.13
#1	.0011	-.0002	.0030	-.0000	-.0004	-.0168	L-.2169
#2	.0015	.0008	.0031	.0002	.0022	-.0152	L-.4551
Errors	LC Pass	LC Pass	LC Pass	LC Pass	LC Pass	LC Pass	LC Low
High	.0050	.0050	.0500	.0050	.0050	.0500	.0500
Low	-.0050	-.0050	-.0500	-.0050	-.0050	-.0500	-.0500

Elem	Ni2316	P_1782	2203/1	2203/2	Pd3404	S_1820	Sb2068
Units	ppm	ppm	ppm	ppm	ppm	ppm	ppm
Avge	-.0001	.0188	.0061	-.0038	-.0000	-.0175	.0014
SDev	.0005	.0122	.0014	.0003	.0032	.0086	.0018
%RSD	740.2	65.14	22.80	8.298	19220.	49.35	128.4
#1	-.0004	H.0274	.0071	-.0040	-.0023	-.0114	.0001
#2	.0003	.0101	.0051	-.0035	.0023	L-.0236	.0027
Errors	LC Pass	LC Pass	NOCHECK	NOCHECK	LC Pass	LC Pass	LC Pass
High	.0050	.0200			.0050	.0200	.0100
Low	-.0050	-.0200			-.0050	-.0200	-.0100

Elem	Sc3613	1960/1	1960/2	Si2881	Pb220	Se196	Sn1899

010823

Units	%R	ppm	ppm	ppm	ppm	ppm	ppm
Avge	93.23	.0005	-.0067	.0081	-.0005	-.0042	-.0003
SDev	1.62	.0067	.0050	.0002	.0003	.0011	.0031
%RSD	1.736	1387.	75.08	2.808	56.19	25.91	941.9
#1	94.37	-.0043	-.0031	.0080	-.0003	-.0035	.0019
#2	92.08	.0052	-.0102	.0083	-.0006	L-.0050	-.0025
Errors	NOCHECK	NOCHECK	NOCHECK	LC Pass	LC Pass	LC Pass	LC Pass
High				.0100	.0050	.0050	.0050
Low				-.0100	-.0050	-.0050	-.0050

Elem	Sr4215	Th2837	Ti3372	Tl1908	U_3859	V_2924	W_2079
Units	ppm	ppm	ppm	ppm	ppm	ppm	ppm
Avge	.0006	.0003	-.0004	.0087	.0232	.0011	.0041
SDev	.0008	.0013	.0005	.0011	.0004	.0005	.0050
%RSD	135.8	422.3	123.9	12.69	1.821	43.50	121.9
#1	.0000	-.0006	-.0007	.0095	.0235	.0008	.0006
#2	.0012	.0013	-.0000	.0079	.0229	.0015	.0077
Errors	LC Pass	LC Pass	LC Pass	LC Pass	LC Pass	LC Pass	LC Pass
High	.0050	.0100	.0050	.0100	.1000	.0050	.0100
Low	-.0050	-.0100	-.0050	-.0100	-.1000	-.0050	-.0100

Elem	Y_3710	Zn2062	Zr3496
Units	ppm	ppm	ppm
Avge	.0006	.0006	.0007
SDev	.0008	.0000	.0008
%RSD	149.0	1.838	115.7
#1	-.0000	.0005	.0001
#2	.0012	.0006	.0012
Errors	LC Pass	LC Pass	LC Pass
High	.0050	.0050	.0050
Low	-.0050	-.0050	-.0050

010824

IntStd	1	2	3	4	5	6	7
Mode	*Counts	Time	NOTUSED	NOTUSED	NOTUSED	NOTUSED	NOTUSED
Elem	Sc	--	--	--	--	--	--
Wavlen	361.384	--	--	--	--	--	--
Avge	376142	10000	--	--	--	--	--
SDev	6513.868	.0000000	--	--	--	--	--
%RSD	1.731758	.0000000	--	--	--	--	--
#1	380748	10000	--	--	--	--	--
#2	371536	10000	--	--	--	--	--

Method: DAILY1 Sample Name: 297129tr df100 Operator: 010825
Run Time: 07/03/07 12:34:21
Comment:
Mode: CONC Corr. Factor: 1

Elem	Ag3280	Al3082	As1890	B_2496	Ba4934	Be3130	Bi2230
Units	ppm	ppm	ppm	ppm	ppm	ppm	ppm
Avge	-.0003	.8562	-.0110	.0103	.0057	.0002	-.0021
SDev	.0005	.0084	.0003	.0026	.0000	.0001	.0086
%RSD	164.9	.9868	2.870	24.84	.5826	42.09	412.9
#1	-.0007	.8622	-.0108	.0122	.0057	.0003	-.0081
#2	.0001	.8502	-.0112	.0085	.0057	.0001	.0040

Elem	Ca3179	Cd2265	Co2286	Cr2677	Cu3247	Fe2714	K_7664
Units	ppm	ppm	ppm	ppm	ppm	ppm	ppm
Avge	.1201	.0007	.0011	.0006	.0008	.2924	.2411
SDev	.0012	.0000	.0001	.0009	.0008	.0011	.0073
%RSD	.9676	4.227	8.954	147.8	96.54	.3714	3.042
#1	.1209	.0007	.0011	-.0000	.0014	.2916	.2463
#2	.1192	.0007	.0010	.0013	.0003	.2932	.2359

Elem	La4086	Li6707	Mg2790	Mn2576	Mo2020	Na5889	Na3302
Units	ppm	ppm	ppm	ppm	ppm	ppm	ppm
Avge	.0019	.0003	.0808	.0065	-.0009	.1786	-.0707
SDev	.0012	.0000	.0005	.0001	.0018	.0020	.1317
%RSD	61.30	14.71	.6137	2.360	191.5	1.120	186.3
#1	.0028	.0003	.0804	.0064	-.0022	.1772	.0224
#2	.0011	.0002	.0811	.0066	.0003	.1800	-.1639

Elem	Ni2316	P_1782	2203/1	2203/2	Pd3404	S_1820	Sb2068
Units	ppm	ppm	ppm	ppm	ppm	ppm	ppm
Avge	.0002	.0261	.0067	-.0042	.0032	-.0013	.0005
SDev	.0013	.0054	.0003	.0006	.0006	.0170	.0019
%RSD	601.2	20.88	3.847	14.82	20.47	1318.	395.5
#1	.0011	.0300	.0065	-.0037	.0027	.0107	.0018
#2	-.0007	.0223	.0069	-.0046	.0036	-.0133	-.0009

Elem	Sc3613	1960/1	1960/2	Si2881	Pb220	Se196	Sn1899
Units	%R	ppm	ppm	ppm	ppm	ppm	ppm
Avge	77.89	-.0008	.0112	3.208	-.0005	.0072	-.0012
SDev	1.64	.0151	.0033	.004	.0003	.0072	.0026
%RSD	2.104	1880.	29.25	.1122	60.50	99.81	219.4
#1	76.73	.0099	.0135	3.211	-.0003	.0123	.0007
#2	79.05	-.0115	.0089	3.206	-.0008	.0021	-.0031

Elem	Sr4215	Th2837	Ti3372	Tl1908	U_3859	V_2924	W_2079
Units	ppm	ppm	ppm	ppm	ppm	ppm	ppm
Avge	.0026	.0046	.0307	-.0024	.0024	.0007	.0023
SDev	.0000	.0006	.0005	.0134	.0009	.0012	.0088
%RSD	.6066	11.79	1.678	547.3	38.79	158.1	380.6
#1	.0026	.0050	.0311	.0070	.0030	-.0001	.0085
#2	.0026	.0043	.0303	-.0119	.0017	.0016	-.0039

010826

Elem	Y_3710	Zn2062	Zr3496
Units	ppm	ppm	ppm
Avge	.0001	.0005	.0014
SDev	.0000	.0002	.0005
%RSD	41.52	49.31	34.21
#1	.0001	.0006	.0010
#2	.0001	.0003	.0017

IntStd	1	2	3	4	5	6	7
Mode	*Counts	Time	NOTUSED	NOTUSED	NOTUSED	NOTUSED	NOTUSED
Elem	Sc	--	--	--	--	--	--
Wavlen	361.384	--	--	--	--	--	--
Avge	314487	10000	--	--	--	--	--
SDev	6560.537	.0000000	--	--	--	--	--
%RSD	2.086107	.0000000	--	--	--	--	--
#1	309848	10000	--	--	--	--	--
#2	319126	10000	--	--	--	--	--

Analysis Report 07/03/07 12:43:43 PM page 1

Method: DAILY1 Sample Name: 297130ir df100 Operator: 010827
Run Time: 07/03/07 12:39:07
Comment:
Mode: CONC Corr. Factor: 1

Elem	Ag3280	Al3082	As1890	B_2496	Ba4934	Be3130	Bi2230
Units	ppm	ppm	ppm	ppm	ppm	ppm	ppm
Avge	-.0002	.2832	-.0032	.0049	.0034	.0001	.0097
SDev	.0011	.0036	.0038	.0009	.0000	.0001	.0046
%RSD	674.0	1.275	116.9	18.19	.4841	147.9	47.41
#1	-.0010	.2858	-.0059	.0055	.0034	.0001	.0064
#2	.0006	.2807	-.0006	.0043	.0034	-.0000	.0129

Elem	Ca3179	Cd2265	Co2286	Cr2677	Cu3247	Fe2714	K_7664
Units	ppm	ppm	ppm	ppm	ppm	ppm	ppm
Avge	.1661	.0004	.0008	.0203	.0003	.1836	.0600
SDev	.0018	.0005	.0003	.0006	.0002	.0030	.0050
%RSD	1.060	126.9	30.90	3.166	57.06	1.652	8.344
#1	.1649	.0000	.0006	.0199	.0002	.1814	.0635
#2	.1674	.0007	.0010	.0208	.0004	.1857	.0565

Elem	La4086	Li6707	Mg2790	Mn2576	Mo2020	Na5889	Na3302
Units	ppm	ppm	ppm	ppm	ppm	ppm	ppm
Avge	.0012	-.0002	.0388	.0040	.0002	.0672	.0174
SDev	.0004	.0000	.0061	.0000	.0023	.0056	.1228
%RSD	34.26	2.995	15.65	1.024	1144.	8.381	706.6
#1	.0009	-.0002	.0345	.0039	-.0014	.0632	-.0695
#2	.0015	-.0002	.0431	.0040	.0018	.0712	.1042

Elem	Ni2316	P_1782	2203/1	2203/2	Pd3404	S_1820	Sb2068
Units	ppm	ppm	ppm	ppm	ppm	ppm	ppm
Avge	.0091	.0142	.0050	-.0026	.0031	-.0084	-.0008
SDev	.0014	.0044	.0006	.0016	.0008	.0149	.0044
%RSD	15.20	31.13	12.40	59.90	25.74	177.4	545.2
#1	.0082	.0173	.0045	-.0015	.0025	-.0189	-.0039
#2	.0101	.0110	.0054	-.0037	.0036	.0021	.0023

Elem	Sc3613	1960/1	1960/2	Si2881	Pb220	Se196	Sn1899
Units	%R	ppm	ppm	ppm	ppm	ppm	ppm
Avge	97.24	.0004	-.0012	1.298	-.0001	-.0007	.0019
SDev	4.61	.0019	.0001	.007	.0008	.0007	.0057
%RSD	4.740	453.9	7.399	.5332	831.6	103.7	308.2
#1	93.98	-.0009	-.0013	1.293	.0005	-.0011	-.0022
#2	100.5	.0017	-.0012	1.303	-.0007	-.0002	.0059

Elem	Sr4215	Th2837	Ti3372	Tl1908	U_3859	V_2924	W_2079
Units	ppm	ppm	ppm	ppm	ppm	ppm	ppm
Avge	.0020	-.0005	.0127	-.0032	.0308	.0005	-.0051
SDev	.0000	.0025	.0017	.0037	.0209	.0000	.0021
%RSD	.1836	461.2	13.66	116.1	67.80	7.411	40.79
#1	.0020	-.0023	.0114	-.0058	.0160	.0004	-.0066
#2	.0020	.0012	.0139	-.0006	.0455	.0005	-.0036

010828

Elem	Y_3710	Zn2062	Zr3496
Units	ppm	ppm	ppm
Avge	.0001	.0011	.0010
SDev	.0001	.0003	.0007
%RSD	86.42	29.98	73.01
#1	.0000	.0009	.0005
#2	.0002	.0013	.0015

IntStd	1	2	3	4	5	6	7
Mode	*Counts	Time	NOTUSED	NOTUSED	NOTUSED	NOTUSED	NOTUSED
Elem	Sc	--	--	--	--	--	--
Wavlen	361.384	--	--	--	--	--	--
Avge	392272	10000	--	--	--	--	--
SDev	18529.03	.0000000	--	--	--	--	--
%RSD	4.723515	.0000000	--	--	--	--	--
#1	379170	10000	--	--	--	--	--
#2	405374	10000	--	--	--	--	--

Method: DAILY1 Sample Name: 297131ir df100 Operator:
Run Time: 07/03/07 12:43:54
Comment:
Mode: CONC Corr. Factor: 1

010829

Elem	Ag3280	Al3082	As1890	B_2496	Ba4934	Be3130	Bi2230
Units	ppm	ppm	ppm	ppm	ppm	ppm	ppm
Avge	.0011	.3154	-.0107	.0019	.0037	.0001	.0018
SDev	.0004	.0040	.0136	.0006	.0000	.0001	.0056
%RSD	40.96	1.264	127.4	30.19	.6476	34.02	311.0
#1	.0007	.3126	-.0011	.0024	.0037	.0001	.0057
#2	.0014	.3182	-.0203	.0015	.0037	.0002	-.0021

Elem	Ca3179	Cd2265	Co2286	Cr2677	Cu3247	Fe2714	K_7664
Units	ppm	ppm	ppm	ppm	ppm	ppm	ppm
Avge	.2326	-.0002	-.0011	.0094	-.0002	.1723	.0644
SDev	.0024	.0005	.0006	.0003	.0001	.0177	.0106
%RSD	1.048	268.8	55.92	2.721	57.55	10.28	16.53
#1	.2343	.0002	-.0007	.0092	-.0003	.1598	.0719
#2	.2309	-.0005	-.0015	.0096	-.0001	.1848	.0569

Elem	La4086	Li6707	Mg2790	Mn2576	Mo2020	Na5889	Na3302
Units	ppm	ppm	ppm	ppm	ppm	ppm	ppm
Avge	.0003	-.0001	.0527	.0038	.0009	.0509	-.1613
SDev	.0006	.0000	.0120	.0001	.0004	.0021	.0367
%RSD	168.8	6.950	22.78	1.307	48.61	4.058	22.74
#1	.0007	-.0001	.0612	.0038	.0012	.0495	-.1872
#2	-.0001	-.0001	.0442	.0038	.0006	.0524	-.1353

Elem	Ni2316	P_1782	2203/1	2203/2	Pd3404	S_1820	Sb2068
Units	ppm	ppm	ppm	ppm	ppm	ppm	ppm
Avge	.0037	.0131	-.0035	.0013	-.0007	-.0190	-.0024
SDev	.0004	.0215	.0164	.0065	.0051	.0014	.0083
%RSD	9.789	163.7	473.6	505.3	752.8	7.351	341.9
#1	.0034	.0283	.0081	-.0033	.0029	-.0180	.0035
#2	.0039	-.0021	-.0150	.0058	-.0043	-.0200	-.0083

Elem	Sc3613	1960/1	1960/2	Si2881	Pb220	Se196	Sn1899
Units	%R	ppm	ppm	ppm	ppm	ppm	ppm
Avge	94.48	-.0155	.0027	1.240	-.0003	-.0034	-.0024
SDev	.75	.0165	.0137	.002	.0012	.0037	.0011
%RSD	.7893	105.9	514.5	.1376	384.4	108.8	46.70
#1	93.95	-.0039	-.0070	1.241	.0005	-.0060	-.0031
#2	95.01	-.0272	.0124	1.239	-.0011	-.0008	-.0016

Elem	Sr4215	Th2837	Ti3372	Tl1908	U_3859	V_2924	W_2079
Units	ppm	ppm	ppm	ppm	ppm	ppm	ppm
Avge	.0021	-.0044	.0131	-.0080	-.0001	.0008	-.0002
SDev	.0000	.0011	.0031	.0015	.0058	.0005	.0045
%RSD	1.882	24.25	23.49	18.34	7046.	60.14	2729.
#1	.0021	-.0037	.0153	-.0070	.0040	.0011	.0030
#2	.0021	-.0052	.0109	-.0091	-.0042	.0005	-.0033

010830

Elem	Y_3710	Zn2062	Zr3496
Units	ppm	ppm	ppm
Avge	.0001	.0004	.0008
SDev	.0001	.0017	.0000
%RSD	148.7	413.1	3.572
#1	-.0000	.0016	.0008
#2	.0002	-.0008	.0007

IntStd	1	2	3	4	5	6	7
Mode	*Counts	Time	NOTUSED	NOTUSED	NOTUSED	NOTUSED	NOTUSED
Elem	Sc	--	--	--	--	--	--
Wavlen	361.384	--	--	--	--	--	--
Avge	381180	10000	--	--	--	--	--
SDev	2979.041	.0000000	--	--	--	--	--
%RSD	.7815303	.0000000	--	--	--	--	--
#1	379074	10000	--	--	--	--	--
#2	383287	10000	--	--	--	--	--

Analysis Report 07/03/07 12:53:16 PM page 1

Method: DAILY1 Sample Name: 297132ir df100 Operator: 010831
Run Time: 07/03/07 12:48:40
Comment:
Mode: CONC Corr. Factor: 1

Elem	Ag3280	Al3082	As1890	B_2496	Ba4934	Be3130	Bi2230
Units	ppm	ppm	ppm	ppm	ppm	ppm	ppm
Avge	.0042	.3173	-.0090	.0025	.0034	.0001	.0053
SDev	.0059	.0009	.0032	.0003	.0000	.0000	.0009
%RSD	141.1	.2955	35.14	10.87	.2245	7.782	16.69
#1	.0000	.3167	-.0113	.0023	.0034	.0001	.0047
#2	.0083	.3180	-.0068	.0027	.0034	.0001	.0060

Elem	Ca3179	Cd2265	Co2286	Cr2677	Cu3247	Fe2714	K_7664
Units	ppm	ppm	ppm	ppm	ppm	ppm	ppm
Avge	.2214	.0004	.0013	.0042	-.0004	.1707	.0522
SDev	.0013	.0001	.0003	.0008	.0003	.0024	.0060
%RSD	.5842	27.31	23.57	18.18	81.10	1.392	11.39
#1	.2205	.0004	.0011	.0036	-.0002	.1724	.0565
#2	.2224	.0005	.0015	.0047	-.0007	.1690	.0480

Elem	La4086	Li6707	Mg2790	Mn2576	Mo2020	Na5889	Na3302
Units	ppm	ppm	ppm	ppm	ppm	ppm	ppm
Avge	.0010	-.0002	.0630	.0033	-.0010	.0694	-.1115
SDev	.0003	.0000	.0054	.0001	.0003	.0004	.0336
%RSD	24.85	22.96	8.581	1.983	24.81	.5510	30.11
#1	.0012	-.0002	.0668	.0032	-.0009	.0692	-.0877
#2	.0009	-.0002	.0591	.0033	-.0012	.0697	-.1352

Elem	Ni2316	P_1782	2203/1	2203/2	Pd3404	S_1820	Sb2068
Units	ppm	ppm	ppm	ppm	ppm	ppm	ppm
Avge	.0026	.0156	.0012	-.0028	.0007	-.0041	-.0026
SDev	.0001	.0043	.0031	.0008	.0005	.0059	.0002
%RSD	1.965	27.80	254.0	29.86	72.60	146.2	5.916
#1	.0026	.0125	.0034	-.0022	.0003	-.0083	-.0025
#2	.0026	.0187	-.0010	-.0034	.0011	.0001	-.0027

Elem	Sc3613	1960/1	1960/2	Si2881	Pb220	Se196	Sn1899
Units	%R	ppm	ppm	ppm	ppm	ppm	ppm
Avge	108.8	.0037	.0035	1.239	-.0015	.0036	-.0015
SDev	1.3	.0110	.0004	.001	.0016	.0034	.0001
%RSD	1.200	298.7	12.73	.1095	107.9	94.09	5.564
#1	107.9	-.0041	.0038	1.238	-.0004	.0012	-.0016
#2	109.8	.0115	.0032	1.240	-.0026	.0060	-.0015

Elem	Sr4215	Th2837	Ti3372	Tl1908	U_3859	V_2924	W_2079
Units	ppm	ppm	ppm	ppm	ppm	ppm	ppm
Avge	.0020	-.0027	.0153	.0049	.0395	.0008	.0011
SDev	.0000	.0016	.0000	.0094	.0115	.0000	.0040
%RSD	.6787	58.12	.1859	190.8	29.21	.3370	371.0
#1	.0020	-.0016	.0153	.0115	.0476	.0008	.0039
#2	.0019	-.0038	.0153	-.0017	.0313	.0008	-.0018

010832

Elem	Y_3710	Zn2062	Zr3496
Units	ppm	ppm	ppm
Avge	.0001	.0008	.0009
SDev	.0000	.0005	.0001
%RSD	23.30	61.00	8.957
#1	.0002	.0005	.0009
#2	.0001	.0012	.0008

IntStd	1	2	3	4	5	6	7
Mode	*Counts	Time	NOTUSED	NOTUSED	NOTUSED	NOTUSED	NOTUSED
Elem	Sc	--	--	--	--	--	--
Wavlen	361.384	--	--	--	--	--	--
Avge	438890	10000	--	--	--	--	--
SDev	5255.925	.0000000	--	--	--	--	--
%RSD	1.197548	.0000000	--	--	--	--	--
#1	435174	10000	--	--	--	--	--
#2	442607	10000	--	--	--	--	--

Analysis Report 07/03/07 12:58:03 PM

Method: DAILY1 Sample Name: 297133ir df100 Operator: 010833
Run Time: 07/03/07 12:53:27
Comment:
Mode: CONC Corr. Factor: 1

Elem	Ag3280	Al3082	As1890	B_2496	Ba4934	Be3130	Bi2230
Units	ppm	ppm	ppm	ppm	ppm	ppm	ppm
Avge	-.0008	.3432	-.0056	.0020	.0037	.0001	.0002
SDev	.0008	.0012	.0050	.0016	.0001	.0000	.0059
%RSD	93.55	.3429	88.32	77.51	1.294	10.69	2539.
#1	-.0014	.3441	-.0021	.0032	.0036	.0001	-.0039
#2	-.0003	.3424	-.0091	.0009	.0037	.0001	.0044

Elem	Ca3179	Cd2265	Co2286	Cr2677	Cu3247	Fe2714	K_7664
Units	ppm	ppm	ppm	ppm	ppm	ppm	ppm
Avge	.2139	.0003	-.0003	.0094	-.0004	.1820	.0589
SDev	.0008	.0001	.0001	.0001	.0001	.0036	.0012
%RSD	.3926	32.28	24.06	.7993	34.01	1.974	2.059
#1	.2133	.0002	-.0002	.0095	-.0005	.1845	.0598
#2	.2145	.0003	-.0003	.0094	-.0003	.1795	.0581

Elem	La4086	Li6707	Mg2790	Mn2576	Mo2020	Na5889	Na3302
Units	ppm	ppm	ppm	ppm	ppm	ppm	ppm
Avge	.0006	-.0002	.0543	.0036	.0003	.0742	-.3092
SDev	.0010	.0000	.0006	.0001	.0002	.0029	.0231
%RSD	167.5	1.446	1.090	2.979	65.56	3.875	7.469
#1	.0013	-.0002	.0547	.0035	.0004	.0722	-.3255
#2	-.0001	-.0002	.0538	.0036	.0002	.0763	-.2929

Elem	Ni2316	P_1782	2203/1	2203/2	Pd3404	S_1820	Sb2068
Units	ppm	ppm	ppm	ppm	ppm	ppm	ppm
Avge	.0046	.0087	.0044	-.0025	-.0013	-.0065	-.0000
SDev	.0010	.0018	.0001	.0020	.0018	.0025	.0008
%RSD	22.94	20.43	1.730	80.93	137.5	37.84	6697.
#1	.0038	.0099	.0044	-.0040	-.0025	-.0048	.0006
#2	.0053	.0074	.0043	-.0011	-.0000	-.0083	-.0006

Elem	Sc3613	1960/1	1960/2	Si2881	Pb220	Se196	Sn1899
Units	%R	ppm	ppm	ppm	ppm	ppm	ppm
Avge	101.8	.0004	-.0018	1.402	-.0002	-.0010	.0024
SDev	1.2	.0058	.0015	.003	.0013	.0009	.0040
%RSD	1.172	1383.	83.97	.2193	591.2	89.68	166.0
#1	100.9	-.0037	-.0007	1.400	-.0012	-.0017	-.0004
#2	102.6	.0045	-.0028	1.404	.0007	-.0004	.0052

Elem	Sr4215	Th2837	Ti3372	Tl1908	U_3859	V_2924	W_2079
Units	ppm	ppm	ppm	ppm	ppm	ppm	ppm
Avge	.0020	-.0018	.0157	-.0031	.0120	.0008	.0001
SDev	.0000	.0032	.0008	.0058	.0173	.0000	.0019
%RSD	.9466	179.8	5.273	188.8	144.6	.1296	3045.
#1	.0020	-.0040	.0151	-.0072	-.0003	.0008	-.0013
#2	.0020	.0005	.0163	.0010	.0242	.0008	.0014

010834

Elem	Y_3710	Zn2062	Zr3496
Units	ppm	ppm	ppm
Avge	.0001	.0005	.0004
SDev	.0001	.0003	.0001
%RSD	46.63	69.95	23.17
#1	.0001	.0003	.0004
#2	.0001	.0008	.0005

IntStd	1	2	3	4	5	6	7
Mode	*Counts	Time	NOTUSED	NOTUSED	NOTUSED	NOTUSED	NOTUSED
Elem	Sc	--	--	--	--	--	--
Wavlen	361.384	--	--	--	--	--	--
Avge	410620	10000	--	--	--	--	--
SDev	4803.377	.0000000	--	--	--	--	--
%RSD	1.169788	.0000000	--	--	--	--	--
#1	407223	10000	--	--	--	--	--
#2	414016	10000	--	--	--	--	--

Method: DAILY1 Sample Name: 297134ir df100 Operator:
Run Time: 07/03/07 12:58:13
Comment:
Mode: CONC Corr. Factor: 1

010835

Elem	Ag3280	Al3082	As1890	B_2496	Ba4934	Be3130	Bi2230
Units	ppm	ppm	ppm	ppm	ppm	ppm	ppm
Avge	.0016	.3141	-.0069	.0023	.0036	.0000	.0082
SDev	.0043	.0074	.0052	.0001	.0001	.0001	.0049
%RSD	264.0	2.352	75.82	4.859	2.444	283.9	60.04
#1	-.0014	.3193	-.0032	.0022	.0035	.0001	.0047
#2	.0047	.3089	-.0106	.0023	.0037	-.0000	.0117

Elem	Ca3179	Cd2265	Co2286	Cr2677	Cu3247	Fe2714	K_7664
Units	ppm	ppm	ppm	ppm	ppm	ppm	ppm
Avge	.2189	-.0001	.0003	.0032	-.0002	.1171	.0560
SDev	.0008	.0002	.0005	.0008	.0012	.0024	.0092
%RSD	.3433	155.5	173.2	24.91	519.4	2.066	16.45
#1	.2195	.0000	.0006	.0026	.0006	.1189	.0625
#2	.2184	-.0002	-.0001	.0038	-.0011	.1154	.0494

Elem	La4086	Li6707	Mg2790	Mn2576	Mo2020	Na5889	Na3302
Units	ppm	ppm	ppm	ppm	ppm	ppm	ppm
Avge	.0005	-.0002	.0447	.0029	-.0005	.0573	-.1067
SDev	.0006	.0000	.0004	.0001	.0015	.0013	.0190
%RSD	129.1	11.63	.9283	1.698	279.4	2.220	17.78
#1	.0009	-.0002	.0444	.0029	.0005	.0564	-.0933
#2	.0000	-.0002	.0450	.0029	-.0016	.0582	-.1201

Elem	Ni2316	P_1782	2203/1	2203/2	Pd3404	S_1820	Sb2068
Units	ppm	ppm	ppm	ppm	ppm	ppm	ppm
Avge	.0016	.0275	-.0004	-.0050	.0003	-.0045	-.0020
SDev	.0003	.0059	.0017	.0024	.0025	.0104	.0031
%RSD	19.47	21.51	433.6	47.57	918.9	230.4	153.5
#1	.0018	.0317	.0008	-.0067	.0021	.0029	.0002
#2	.0014	.0233	-.0016	-.0033	-.0015	-.0119	-.0043

Elem	Sc3613	1960/1	1960/2	Si2881	Pb220	Se196	Sn1899
Units	%R	ppm	ppm	ppm	ppm	ppm	ppm
Avge	92.59	-.0071	-.0047	1.267	-.0035	-.0055	.0004
SDev	1.03	.0043	.0062	.004	.0010	.0027	.0004
%RSD	1.113	59.55	132.4	.3293	29.40	49.50	113.4
#1	91.86	-.0041	-.0090	1.264	-.0042	-.0074	.0007
#2	93.32	-.0101	-.0003	1.270	-.0028	-.0036	.0001

Elem	Sr4215	Th2837	Ti3372	Tl1908	U_3859	V_2924	W_2079
Units	ppm	ppm	ppm	ppm	ppm	ppm	ppm
Avge	.0021	-.0034	.0140	-.0015	.0184	.0001	.0016
SDev	.0000	.0020	.0000	.0045	.0077	.0000	.0028
%RSD	.5489	59.77	.1862	290.0	42.11	4.787	180.0
#1	.0021	-.0019	.0139	.0016	.0239	.0001	-.0004
#2	.0021	-.0048	.0140	-.0047	.0129	.0001	.0035

010836

Elem	Y_3710	Zn2062	Zr3496
Units	ppm	ppm	ppm
Avge	.0000	.0017	.0004
SDev	.0000	.0008	.0005
%RSD	.0641	47.94	105.9
#1	.0000	.0022	.0001
#2	.0000	.0011	.0008

IntStd	1	2	3	4	5	6	7
Mode	*Counts	Time	NOTUSED	NOTUSED	NOTUSED	NOTUSED	NOTUSED
Elem	Sc	--	--	--	--	--	--
Wavlen	361.384	--	--	--	--	--	--
Avge	373610	10000	--	--	--	--	--
SDev	4154.252	.0000000	--	--	--	--	--
%RSD	1.111924	.0000000	--	--	--	--	--
#1	370672	10000	--	--	--	--	--
#2	376547	10000	--	--	--	--	--

Method: DAILY1 Sample Name: 297135ir df100 Operator:
Run Time: 07/03/07 13:03:00
Comment:
Mode: CONC Corr. Factor: 1

010837

Elem	Ag3280	Al3082	As1890	B_2496	Ba4934	Be3130	Bi2230
Units	ppm	ppm	ppm	ppm	ppm	ppm	ppm
Avge	-.0002	.3258	-.0040	.0019	.0030	.0001	.0031
SDev	.0004	.0022	.0014	.0000	.0000	.0001	.0069
%RSD	185.6	.6705	35.33	1.560	.0006	38.84	224.5
#1	-.0004	.3243	-.0030	.0020	.0030	.0002	-.0018
#2	.0001	.3274	-.0050	.0019	.0030	.0001	.0079

Elem	Ca3179	Cd2265	Co2286	Cr2677	Cu3247	Fe2714	K_7664
Units	ppm	ppm	ppm	ppm	ppm	ppm	ppm
Avge	.2581	.0002	.0009	.0020	.0006	.1635	.0670
SDev	.0006	.0001	.0005	.0005	.0009	.0124	.0004
%RSD	.2486	43.70	55.12	25.96	155.6	7.577	.5352
#1	.2586	.0003	.0005	.0016	-.0001	.1547	.0673
#2	.2577	.0002	.0012	.0024	.0012	.1722	.0667

Elem	La4086	Li6707	Mg2790	Mn2576	Mo2020	Na5889	Na3302
Units	ppm	ppm	ppm	ppm	ppm	ppm	ppm
Avge	.0008	-.0002	.0622	.0034	.0001	.0559	-.0782
SDev	.0002	.0001	.0009	.0000	.0005	.0013	.1109
%RSD	19.92	35.11	1.400	1.233	357.4	2.263	141.8
#1	.0009	-.0003	.0615	.0034	-.0002	.0550	.0002
#2	.0007	-.0002	.0628	.0034	.0005	.0568	-.1566

Elem	Ni2316	P_1782	2203/1	2203/2	Pd3404	S_1820	Sb2068
Units	ppm	ppm	ppm	ppm	ppm	ppm	ppm
Avge	.0016	.0106	.0045	-.0026	.0006	-.0081	.0022
SDev	.0006	.0019	.0032	.0002	.0004	.0063	.0037
%RSD	35.93	17.46	70.79	8.735	74.45	78.03	166.9
#1	.0012	.0093	.0067	-.0028	.0003	-.0125	-.0004
#2	.0020	.0119	.0022	-.0025	.0009	-.0036	.0048

Elem	Sc3613	1960/1	1960/2	Si2881	Pb220	Se196	Sn1899
Units	%R	ppm	ppm	ppm	ppm	ppm	ppm
Avge	95.40	-.0017	.0006	1.220	-.0003	-.0001	-.0022
SDev	.00	.0035	.0004	.006	.0009	.0014	.0004
%RSD	.0048	211.9	69.01	.5328	327.3	1001.	18.42
#1	95.39	.0008	.0009	1.216	.0004	.0009	-.0025
#2	95.40	-.0041	.0003	1.225	-.0009	-.0012	-.0019

Elem	Sr4215	Th2837	Ti3372	Tl1908	U_3859	V_2924	W_2079
Units	ppm	ppm	ppm	ppm	ppm	ppm	ppm
Avge	.0022	-.0021	.0154	-.0095	.0335	.0006	-.0061
SDev	.0000	.0019	.0004	.0202	.0133	.0007	.0035
%RSD	1.040	89.45	2.891	212.0	39.67	112.5	57.42
#1	.0022	-.0008	.0151	-.0238	.0241	.0011	-.0085
#2	.0022	-.0035	.0157	.0047	.0428	.0001	-.0036

010838

Elem	Y_3710	Zn2062	Zr3496
Units	ppm	ppm	ppm
Avge	.0000	.0015	.0004
SDev	.0001	.0009	.0003
%RSD	497.3	65.01	67.06
#1	.0001	.0008	.0002
#2	-.0001	.0021	.0006

IntStd	1	2	3	4	5	6	7
Mode	*Counts	Time	NOTUSED	NOTUSED	NOTUSED	NOTUSED	NOTUSED
Elem	Sc	--	--	--	--	--	--
Wavlen	361.384	--	--	--	--	--	--
Avge	384886	10000	--	--	--	--	--
SDev	16.26346	.0000000	--	--	--	--	--
%RSD	.0042255	.0000000	--	--	--	--	--
#1	384875	10000	--	--	--	--	--
#2	384898	10000	--	--	--	--	--

Method: DAILY1 Sample Name: 297136ir df100 Operator:
Run Time: 07/03/07 13:07:46
Comment:
Mode: CONC Corr. Factor: 1

010839

Elem	Ag3280	Al3082	As1890	B_2496	Ba4934	Be3130	Bi2230
Units	ppm	ppm	ppm	ppm	ppm	ppm	ppm
Avge	.0022	.3010	-.0057	.0036	.0030	.0001	.0083
SDev	.0038	.0085	.0055	.0010	.0000	.0000	.0033
%RSD	171.2	2.823	95.94	29.30	.1246	14.90	39.62
#1	.0049	.2950	-.0096	.0028	.0030	.0001	.0106
#2	-.0005	.3070	-.0018	.0043	.0030	.0001	.0060

Elem	Ca3179	Cd2265	Co2286	Cr2677	Cu3247	Fe2714	K_7664
Units	ppm	ppm	ppm	ppm	ppm	ppm	ppm
Avge	.2772	.0003	-.0001	.0016	-.0006	.1233	.0579
SDev	.0030	.0001	.0003	.0005	.0000	.0078	.0110
%RSD	1.082	25.13	189.9	28.61	1.703	6.292	18.92
#1	.2751	.0003	.0000	.0020	-.0006	.1288	.0657
#2	.2793	.0002	-.0003	.0013	-.0006	.1178	.0502

Elem	La4086	Li6707	Mg2790	Mn2576	Mo2020	Na5889	Na3302
Units	ppm	ppm	ppm	ppm	ppm	ppm	ppm
Avge	.0005	-.0002	.0542	.0027	.0014	.0653	.0072
SDev	.0006	.0000	.0084	.0001	.0004	.0054	.0198
%RSD	124.7	8.885	15.45	1.837	29.31	8.276	275.0
#1	.0001	-.0003	.0483	.0027	.0017	.0615	.0212
#2	.0009	-.0002	.0601	.0027	.0011	.0691	-.0068

Elem	Ni2316	P_1782	2203/1	2203/2	Pd3404	S_1820	Sb2068
Units	ppm	ppm	ppm	ppm	ppm	ppm	ppm
Avge	.0004	.0215	.0023	-.0007	.0012	.0023	.0003
SDev	.0003	.0086	.0063	.0003	.0006	.0149	.0014
%RSD	73.35	40.06	269.6	42.55	46.46	643.7	413.9
#1	.0006	.0276	-.0021	-.0005	.0008	-.0082	.0013
#2	.0002	.0154	.0068	-.0009	.0016	.0129	-.0007

Elem	Sc3613	1960/1	1960/2	Si2881	Pb220	Se196	Sn1899
Units	%R	ppm	ppm	ppm	ppm	ppm	ppm
Avge	96.12	-.0029	.0007	1.259	.0003	-.0005	-.0007
SDev	2.28	.0006	.0001	.002	.0019	.0002	.0020
%RSD	2.371	19.95	7.063	.1686	620.4	47.42	293.4
#1	94.51	-.0025	.0007	1.258	-.0010	-.0003	-.0021
#2	97.73	-.0033	.0007	1.261	.0016	-.0006	.0007

Elem	Sr4215	Th2837	Ti3372	Tl1908	U_3859	V_2924	W_2079
Units	ppm	ppm	ppm	ppm	ppm	ppm	ppm
Avge	.0032	-.0000	.0130	.0024	.0043	.0008	.0010
SDev	.0000	.0031	.0016	.0097	.0095	.0005	.0009
%RSD	.8154	87180.	12.07	395.5	220.5	59.30	95.11
#1	.0032	.0022	.0119	-.0044	-.0024	.0005	.0003
#2	.0032	-.0022	.0141	.0093	.0110	.0011	.0016

010840

Elem	Y_3710	Zn2062	Zr3496
Units	ppm	ppm	ppm
Avge	.0002	.0009	.0005
SDev	.0001	.0006	.0001
%RSD	31.85	63.49	25.50
#1	.0001	.0014	.0006
#2	.0002	.0005	.0004

IntStd	1	2	3	4	5	6	7
Mode	*Counts	Time	NOTUSED	NOTUSED	NOTUSED	NOTUSED	NOTUSED
Elem	Sc	--	--	--	--	--	--
Wavlen	361.384	--	--	--	--	--	--
Avge	387776	10000	--	--	--	--	--
SDev	9194.510	.0000000	--	--	--	--	--
%RSD	2.371091	.0000000	--	--	--	--	--
#1	381274	10000	--	--	--	--	--
#2	394277	10000	--	--	--	--	--

Method: DAILY1 Sample Name: 297137tr df100 Operator:
Run Time: 07/03/07 13:12:33
Comment:
Mode: CONC Corr. Factor: 1

010841

Elem	Ag3280	Al3082	As1890	B_2496	Ba4934	Be3130	Bi2230
Units	ppm	ppm	ppm	ppm	ppm	ppm	ppm
Avge	-.0010	.6536	-.0006	.0011	.0021	.0001	.0029
SDev	.0001	.0090	.0032	.0010	.0000	.0001	.0099
%RSD	14.03	1.372	575.1	92.26	1.919	64.21	337.9
#1	-.0011	.6473	-.0028	.0004	.0022	.0001	.0099
#2	-.0009	.6600	.0017	.0017	.0021	.0000	-.0041

Elem	Ca3179	Cd2265	Co2286	Cr2677	Cu3247	Fe2714	K_7664
Units	ppm	ppm	ppm	ppm	ppm	ppm	ppm
Avge	.1003	.0002	.0001	.0005	-.0001	.1228	.2070
SDev	.0000	.0004	.0000	.0002	.0003	.0128	.0037
%RSD	.0445	202.2	3.687	39.80	503.3	10.45	1.780
#1	.1003	.0004	.0001	.0007	-.0002	.1137	.2096
#2	.1003	-.0001	.0001	.0004	.0001	.1318	.2044

Elem	La4086	Li6707	Mg2790	Mn2576	Mo2020	Na5889	Na3302
Units	ppm	ppm	ppm	ppm	ppm	ppm	ppm
Avge	.0014	-.0000	.0356	.0053	.0004	.1772	.0194
SDev	.0008	.0000	.0022	.0001	.0011	.0013	.0144
%RSD	57.35	22.20	6.232	2.850	252.2	.7559	74.57
#1	.0020	-.0000	.0340	.0052	.0012	.1782	.0296
#2	.0009	-.0000	.0372	.0054	-.0003	.1763	.0092

Elem	Ni2316	P_1782	2203/1	2203/2	Pd3404	S_1820	Sb2068
Units	ppm	ppm	ppm	ppm	ppm	ppm	ppm
Avge	.0009	-.0008	-.0010	.0004	-.0002	-.0017	.0016
SDev	.0008	.0054	.0030	.0006	.0022	.0111	.0034
%RSD	83.07	696.6	292.0	142.5	970.7	671.6	214.0
#1	.0004	-.0046	-.0031	-.0000	-.0018	-.0095	.0040
#2	.0015	.0030	.0011	.0008	.0013	.0062	-.0008

Elem	Sc3613	1960/1	1960/2	Si2881	Pb220	Se196	Sn1899
Units	%R	ppm	ppm	ppm	ppm	ppm	ppm
Avge	93.48	-.0019	-.0005	3.218	-.0001	-.0009	-.0014
SDev	1.20	.0056	.0038	.018	.0014	.0006	.0034
%RSD	1.284	296.8	807.5	.5705	2008.	69.78	246.2
#1	94.33	.0021	-.0031	3.205	-.0010	-.0014	.0010
#2	92.63	-.0059	.0022	3.231	.0009	-.0005	-.0038

Elem	Sr4215	Th2837	Ti3372	Tl1908	U_3859	V_2924	W_2079
Units	ppm	ppm	ppm	ppm	ppm	ppm	ppm
Avge	.0014	-.0019	.0104	.0005	.0107	.0008	.0019
SDev	.0000	.0026	.0003	.0036	.0058	.0005	.0005
%RSD	2.134	139.1	2.741	716.9	53.99	62.12	24.92
#1	.0014	-.0000	.0102	-.0020	.0148	.0011	.0023
#2	.0014	-.0037	.0106	.0030	.0066	.0004	.0016

010842

Elem	Y_3710	Zn2062	Zr3496
Units	ppm	ppm	ppm
Avge	.0002	.0008	.0008
SDev	.0001	.0008	.0001
%RSD	52.65	96.72	11.46
#1	.0003	.0013	.0008
#2	.0002	.0003	.0007

IntStd	1	2	3	4	5	6	7
Mode	*Counts	Time	NOTUSED	NOTUSED	NOTUSED	NOTUSED	NOTUSED
Elem	Sc	--	--	--	--	--	--
Wavlen	361.384	--	--	--	--	--	--
Avge	377186	10000	--	--	--	--	--
SDev	4845.803	.0000000	--	--	--	--	--
%RSD	1.284723	.0000000	--	--	--	--	--
#1	380613	10000	--	--	--	--	--
#2	373760	10000	--	--	--	--	--

Method: DAILY1 Sample Name: 297138tr df100 Operator:
Run Time: 07/03/07 13:17:19
Comment:
Mode: CONC Corr. Factor: 1

010843

Elem	Ag3280	Al3082	As1890	B_2496	Ba4934	Be3130	Bi2230
Units	ppm	ppm	ppm	ppm	ppm	ppm	ppm
Avge	-.0007	.6429	-.0059	.0006	.0018	.0002	.0088
SDev	.0004	.0026	.0030	.0012	.0000	.0002	.0060
%RSD	59.50	.4010	51.71	202.0	1.770	88.41	68.01
#1	-.0004	.6411	-.0080	.0014	.0017	.0001	.0046
#2	-.0010	.6447	-.0037	-.0003	.0018	.0003	.0131

Elem	Ca3179	Cd2265	Co2286	Cr2677	Cu3247	Fe2714	K_7664
Units	ppm	ppm	ppm	ppm	ppm	ppm	ppm
Avge	.1232	.0002	-.0002	.0001	-.0005	.2529	.1985
SDev	.0010	.0003	.0006	.0002	.0001	.0022	.0050
%RSD	.7812	146.5	241.4	216.4	21.04	.8876	2.525
#1	.1225	-.0000	.0002	-.0000	-.0004	.2513	.1950
#2	.1238	.0004	-.0007	.0002	-.0006	.2545	.2021

Elem	La4086	Li6707	Mg2790	Mn2576	Mo2020	Na5889	Na3302
Units	ppm	ppm	ppm	ppm	ppm	ppm	ppm
Avge	.0015	.0000	.0354	.0082	.0002	.2226	.0543
SDev	.0009	.0000	.0035	.0001	.0005	.0002	.1243
%RSD	62.20	89.96	9.790	1.293	349.9	.1014	228.8
#1	.0008	.0001	.0330	.0081	-.0002	.2228	-.0336
#2	.0021	.0000	.0379	.0083	.0005	.2225	.1422

Elem	Ni2316	P_1782	2203/1	2203/2	Pd3404	S_1820	Sb2068
Units	ppm	ppm	ppm	ppm	ppm	ppm	ppm
Avge	.0013	.0077	.0032	-.0013	.0006	-.0172	.0027
SDev	.0002	.0058	.0042	.0023	.0031	.0063	.0022
%RSD	12.74	75.94	130.5	169.9	504.1	36.76	82.69
#1	.0012	.0036	.0002	.0003	-.0016	-.0217	.0042
#2	.0014	.0118	.0062	-.0030	.0028	-.0127	.0011

Elem	Sc3613	1960/1	1960/2	Si2881	Pb220	Se196	Sn1899
Units	%R	ppm	ppm	ppm	ppm	ppm	ppm
Avge	101.0	.0052	-.0015	3.129	.0002	.0008	-.0024
SDev	.3	.0054	.0001	.003	.0001	.0017	.0011
%RSD	.3347	103.6	8.700	.0934	64.27	228.1	45.36
#1	101.2	.0091	-.0016	3.127	.0003	.0020	-.0016
#2	100.7	.0014	-.0014	3.131	.0001	-.0005	-.0032

Elem	Sr4215	Th2837	Ti3372	Tl1908	U_3859	V_2924	W_2079
Units	ppm	ppm	ppm	ppm	ppm	ppm	ppm
Avge	.0013	-.0008	.0078	-.0025	.0332	-.0002	.0014
SDev	.0000	.0006	.0003	.0076	.0121	.0004	.0072
%RSD	.3523	85.17	4.100	309.0	36.65	291.0	504.6
#1	.0013	-.0012	.0081	.0029	.0417	.0002	-.0037
#2	.0013	-.0003	.0076	-.0079	.0246	-.0005	.0065

010844

Elem	Y_3710	Zn2062	Zr3496
Units	ppm	ppm	ppm
Avge	.0003	.0019	.0011
SDev	.0001	.0002	.0001
%RSD	18.11	8.931	7.010
#1	.0003	.0020	.0011
#2	.0002	.0018	.0010

IntStd	1	2	3	4	5	6	7
Mode	*Counts	Time	NOTUSED	NOTUSED	NOTUSED	NOTUSED	NOTUSED
Elem	Sc	--	--	--	--	--	--
Wavlen	361.384	--	--	--	--	--	--
Avge	407347	10000	--	--	--	--	--
SDev	1360.473	.0000000	--	--	--	--	--
%RSD	.3339839	.0000000	--	--	--	--	--
#1	408309	10000	--	--	--	--	--
#2	406385	10000	--	--	--	--	--

Method: DAILY1 Sample Name: ccv3 Operator:
Run Time: 07/03/07 13:22:06
Comment:
Mode: CONC Corr. Factor: 1

010845

Elem	Ag3280	Al3082	As1890	B_2496	Ba4934	Be3130	Bi2230
Units	ppm	ppm	ppm	ppm	ppm	ppm	ppm
Avge	.9898	9.995	5.295	5.125	10.02	1.016	5.020
SDev	.0013	.006	.003	.040	.04	.020	.056
%RSD	.1316	.0639	.0599	.7766	.3947	1.926	1.120
#1	.9907	9.991	5.297	5.097	9.992	1.030	4.981
#2	.9888	10.000	5.293	5.153	10.05	1.003	5.060
Errors	LC Pass	LC Pass	LC Pass	LC Pass	LC Pass	LC Pass	LC Pass
High	1.100	11.00	5.500	5.500	11.00	1.100	5.500
Low	.9000	9.000	4.500	4.500	9.000	.9000	4.500

Elem	Ca3179	Cd2265	Co2286	Cr2677	Cu3247	Fe2714	K_7664
Units	ppm	ppm	ppm	ppm	ppm	ppm	ppm
Avge	20.50	1.010	5.098	2.015	2.008	10.16	18.27
SDev	.01	.005	.005	.003	.002	.01	.03
%RSD	.0648	.4884	.0969	.1438	.1060	.1127	.1579
#1	20.51	1.006	5.102	2.017	2.006	10.17	18.25
#2	20.49	1.013	5.095	2.013	2.009	10.16	18.29
Errors	LC Pass	LC Pass	LC Pass	LC Pass	LC Pass	LC Pass	LC Pass
High	22.00	1.100	5.500	2.200	2.200	11.00	22.00
Low	18.00	.9000	4.500	1.800	1.800	9.000	18.00

Elem	La4086	Li6707	Mg2790	Mn2576	Mo2020	Na5889	Na3302
Units	ppm	ppm	ppm	ppm	ppm	ppm	ppm
Avge	4.938	4.997	20.46	1.034	5.166	H41.17	29.01
SDev	.010	.018	.02	.001	.007	.15	.02
%RSD	.2097	.3608	.0963	.0950	.1333	.3566	.0688
#1	4.930	4.984	20.44	1.035	5.162	H41.06	29.00
#2	4.945	5.009	20.47	1.033	5.171	H41.27	29.03
Errors	LC Pass	LC Pass	LC Pass	LC Pass	LC Pass	LC High	LC Pass
High	5.500	5.500	22.00	1.100	5.500	33.00	33.00
Low	4.500	4.500	18.00	.9000	4.500	27.00	27.00

Elem	Ni2316	P_1782	2203/1	2203/2	Pd3404	S_1820	Sb2068
Units	ppm	ppm	ppm	ppm	ppm	ppm	ppm
Avge	4.822	5.364	5.072	4.722	.9901	1.030	1.026
SDev	.032	.035	.068	.076	.0054	.009	.003
%RSD	.6666	.6454	1.345	1.605	.5470	.8799	.2717
#1	4.800	5.340	5.024	4.775	.9863	1.023	1.028
#2	4.845	5.389	5.120	4.668	.9939	1.036	1.024
Errors	LC Pass	LC Pass	NOCHECK	NOCHECK	LC Pass	LC Pass	LC Pass
High	5.500	5.500			1.100	1.100	1.100
Low	4.500	4.500			.9000	.9000	.9000

Elem	Sc3613	1960/1	1960/2	Si2881	Pb220	Se196	Sn1899

010846

Units	%R	ppm	ppm	ppm	ppm	ppm	ppm
Avge	91.89	5.401	4.945	5.127	4.834	5.092	5.108
SDev	.93	.091	.046	.025	.028	.000	.018
%RSD	1.017	1.690	.9252	.4854	.5738	.0015	.3451
#1	91.23	5.337	4.977	5.110	4.853	5.092	5.095
#2	92.55	5.466	4.913	5.145	4.814	5.092	5.120
Errors	NOCHECK	NOCHECK	NOCHECK	LC Pass	LC Pass	LC Pass	LC Pass
High				5.500	5.500	5.500	5.500
Low				4.500	4.500	4.500	4.500

Elem	Sr4215	Th2837	Ti3372	Tl1908	U_3859	V_2924	W_2079
Units	ppm	ppm	ppm	ppm	ppm	ppm	ppm
Avge	4.962	1.019	5.016	5.431	.9624	5.116	1.075
SDev	.011	.006	.002	.030	.0082	.012	.006
%RSD	.2291	.5480	.0408	.5565	.8554	.2276	.5520
#1	4.954	1.023	5.017	5.410	.9566	5.107	1.079
#2	4.970	1.015	5.014	5.453	.9683	5.124	1.071
Errors	LC Pass	LC Pass	LC Pass	LC Pass	LC Pass	LC Pass	LC Pass
High	5.500	1.100	5.500	5.500	1.100	5.500	1.100
Low	4.500	.9000	4.500	4.500	.9000	4.500	.9000

Elem	Y_3710	Zn2062	Zr3496
Units	ppm	ppm	ppm
Avge	5.002	1.039	4.963
SDev	.006	.001	.001
%RSD	.1128	.1181	.0230
#1	5.006	1.038	4.964
#2	4.998	1.040	4.963
Errors	LC Pass	LC Pass	LC Pass
High	5.500	1.100	5.500
Low	4.500	.9000	4.500

010847

IntStd	1	2	3	4	5	6	7
Mode	*Counts	Time	NOTUSED	NOTUSED	NOTUSED	NOTUSED	NOTUSED
Elem	Sc	--	--	--	--	--	--
Wavlen	361.384	--	--	--	--	--	--
Avge	370789	10000	--	--	--	--	--
SDev	3754.737	.0000000	--	--	--	--	--
%RSD	1.012634	.0000000	--	--	--	--	--
#1	368134	10000	--	--	--	--	--
#2	373444	10000	--	--	--	--	--

Method: DAILY1 Sample Name: ccb3 Operator:
Run Time: 07/03/07 13:26:53
Comment:
Mode: CONC Corr. Factor: 1

010848

Elem	Ag3280	Al3082	As1890	B_2496	Ba4934	Be3130	Bi2230
Units	ppm	ppm	ppm	ppm	ppm	ppm	ppm
Avge	-.0004	.0340	-.0003	.0111	.0009	.0002	H.0117
SDev	.0009	.0079	.0006	.0033	.0011	.0001	.0032
%RSD	221.0	23.20	179.2	29.76	128.4	76.70	26.86
#1	-.0011	.0285	.0001	.0134	.0001	.0001	.0095
#2	.0002	.0396	-.0008	.0087	.0017	.0003	H.0139
Errors	LC Pass	LC Pass	LC Pass	LC Pass	LC Pass	LC Pass	LC High
High	.0050	.0500	.0050	.0500	.0050	.0050	.0100
Low	-.0050	-.0500	-.0050	-.0500	-.0050	-.0050	-.0100

Elem	Ca3179	Cd2265	Co2286	Cr2677	Cu3247	Fe2714	K_7664
Units	ppm	ppm	ppm	ppm	ppm	ppm	ppm
Avge	.0032	.0003	-.0001	.0003	-.0014	-.0092	.0026
SDev	.0010	.0004	.0008	.0006	.0001	.0073	.0010
%RSD	31.93	119.1	1150.	182.5	4.329	79.70	39.02
#1	.0024	.0001	-.0006	-.0001	-.0013	-.0143	.0019
#2	.0039	.0006	.0005	.0007	-.0014	-.0040	.0033
Errors	LC Pass	LC Pass	LC Pass	LC Pass	LC Pass	LC Pass	LC Pass
High	.0500	.0050	.0050	.0050	.0050	.0500	.1000
Low	-.0500	-.0050	-.0050	-.0050	-.0050	-.0500	-.1000

Elem	La4086	Li6707	Mg2790	Mn2576	Mo2020	Na5889	Na3302
Units	ppm	ppm	ppm	ppm	ppm	ppm	ppm
Avge	.0016	-.0001	.0018	.0001	.0015	-.0152	L-.2172
SDev	.0008	.0005	.0000	.0002	.0008	.0048	.0688
%RSD	50.65	1035.	.6047	174.5	52.95	31.72	31.70
#1	.0010	-.0004	.0018	-.0000	.0009	-.0186	L-.2658
#2	.0022	.0003	.0018	.0002	.0021	-.0118	L-.1685
Errors	LC Pass	LC Pass	LC Pass	LC Pass	LC Pass	LC Pass	LC Low
High	.0050	.0050	.0500	.0050	.0050	.0500	.0500
Low	-.0050	-.0050	-.0500	-.0050	-.0050	-.0500	-.0500

Elem	Ni2316	P_1782	2203/1	2203/2	Pd3404	S_1820	Sb2068
Units	ppm	ppm	ppm	ppm	ppm	ppm	ppm
Avge	-.0001	.0091	.0060	-.0035	.0017	-.0001	-.0001
SDev	.0002	.0076	.0003	.0028	.0009	.0034	.0018
%RSD	254.0	83.38	4.269	77.76	53.32	3543.	3166.
#1	.0001	.0145	.0058	-.0055	.0024	.0023	-.0013
#2	-.0002	.0037	.0062	-.0016	.0011	-.0025	.0012
Errors	LC Pass	LC Pass	NOCHECK	NOCHECK	LC Pass	LC Pass	LC Pass
High	.0050	.0200			.0050	.0200	.0100
Low	-.0050	-.0200			-.0050	-.0200	-.0100

Elem	Sc3613	1960/1	1960/2	Si2881	Pb220	Se196	Sn1899

010849

Units	%R	ppm	ppm	ppm	ppm	ppm	ppm
Avge	97.61	.0018	-.0031	.0067	-.0004	-.0015	.0006
SDev	.86	.0043	.0057	.0025	.0019	.0052	.0003
%RSD	.8791	242.7	181.6	37.96	538.4	354.3	52.35
#1	97.00	-.0013	-.0072	.0085	-.0017	L-.0052	.0009
#2	98.22	.0048	.0009	.0049	.0010	.0022	.0004
Errors	NOCHECK	NOCHECK	NOCHECK	LC Pass	LC Pass	LC Pass	LC Pass
High				.0100	.0050	.0050	.0050
Low				-.0100	-.0050	-.0050	-.0050

Elem	Sr4215	Th2837	Ti3372	Tl1908	U_3859	V_2924	W_2079
Units	ppm	ppm	ppm	ppm	ppm	ppm	ppm
Avge	.0005	-.0015	-.0003	.0064	.0212	.0005	-.0023
SDev	.0006	.0021	.0002	.0001	.0106	.0009	.0010
%RSD	119.2	138.9	47.05	2.115	50.28	193.2	43.98
#1	.0001	-.0000	-.0004	.0063	.0136	-.0002	-.0030
#2	.0008	-.0031	-.0002	.0065	.0287	.0011	-.0016
Errors	LC Pass	LC Pass	LC Pass	LC Pass	LC Pass	LC Pass	LC Pass
High	.0050	.0100	.0050	.0100	.1000	.0050	.0100
Low	-.0050	-.0100	-.0050	-.0100	-.1000	-.0050	-.0100

Elem	Y_3710	Zn2062	Zr3496
Units	ppm	ppm	ppm
Avge	.0005	.0000	.0005
SDev	.0005	.0004	.0008
%RSD	94.22	3588.	170.7
#1	.0002	.0003	-.0001
#2	.0009	-.0003	.0010
Errors	LC Pass	LC Pass	LC Pass
High	.0050	.0050	.0050
Low	-.0050	-.0050	-.0050

010850

IntStd	1	2	3	4	5	6	
Mode	*Counts	Time	NOTUSED	NOTUSED	NOTUSED	NOTUSED	NOTUSED
Elem	Sc	--	--	--	--	--	--
Wavlen	361.384	--	--	--	--	--	--
Avge	393783	10000	--	--	--	--	--
SDev	3423.811	.0000000	--	--	--	--	--
%RSD	.8694664	.0000000	--	--	--	--	--
#1	391362	10000	--	--	--	--	--
#2	396204	10000	--	--	--	--	--

Analysis Report 07/03/07 01:36:16 PM page 1

Method: DAILY1 Sample Name: 297139tr df100 Operator:
Run Time: 07/03/07 13:31:40
Comment:
Mode: CONC Corr. Factor: 1

010851

Elem	Ag3280	Al3082	As1890	B_2496	Ba4934	Be3130	Bi2230
Units	ppm	ppm	ppm	ppm	ppm	ppm	ppm
Avge	-.0005	.6869	-.0022	.0043	.0062	.0002	.0014
SDev	.0002	.0126	.0019	.0011	.0002	.0000	.0062
%RSD	43.27	1.841	85.59	25.05	3.310	23.23	447.9
#1	-.0003	.6959	-.0009	.0051	.0064	.0002	.0058
#2	-.0006	.6780	-.0036	.0035	.0061	.0001	-.0030

Elem	Ca3179	Cd2265	Co2286	Cr2677	Cu3247	Fe2714	K_7664
Units	ppm	ppm	ppm	ppm	ppm	ppm	ppm
Avge	.1431	.0003	.0007	.0008	.0001	.3055	.2207
SDev	.0008	.0001	.0012	.0003	.0001	.0067	.0039
%RSD	.5374	44.70	162.5	38.73	89.55	2.193	1.744
#1	.1437	.0004	.0015	.0006	.0000	.3102	.2234
#2	.1426	.0002	-.0001	.0010	.0002	.3008	.2180

Elem	La4086	Li6707	Mg2790	Mn2576	Mo2020	Na5889	Na3302
Units	ppm	ppm	ppm	ppm	ppm	ppm	ppm
Avge	.0013	.0000	.0333	.0078	.0009	.2408	.2021
SDev	.0007	.0000	.0046	.0000	.0000	.0075	.2158
%RSD	55.42	78.95	13.97	.1784	3.503	3.112	106.7
#1	.0018	.0000	.0300	.0078	.0009	.2461	.3547
#2	.0008	.0000	.0366	.0078	.0008	.2355	.0496

Elem	Ni2316	P_1782	2203/1	2203/2	Pd3404	S_1820	Sb2068
Units	ppm	ppm	ppm	ppm	ppm	ppm	ppm
Avge	.0008	.0080	.0051	-.0042	.0002	.0115	-.0003
SDev	.0009	.0087	.0048	.0017	.0023	.0074	.0003
%RSD	103.1	108.2	95.18	40.04	1279.	64.10	119.0
#1	.0014	.0019	.0085	-.0030	.0018	.0063	-.0005
#2	.0002	.0142	.0017	-.0054	-.0015	.0167	-.0000

Elem	Sc3613	1960/1	1960/2	Si2881	Pb220	Se196	Sn1899
Units	%R	ppm	ppm	ppm	ppm	ppm	ppm
Avge	102.2	.0027	-.0008	3.217	-.0011	.0004	.0003
SDev	1.8	.0013	.0039	.012	.0027	.0031	.0025
%RSD	1.736	48.12	503.1	.3690	245.3	754.4	766.4
#1	103.5	.0018	-.0036	3.226	.0008	-.0018	.0021
#2	101.0	.0036	.0020	3.209	-.0030	.0026	-.0014

Elem	Sr4215	Th2837	Ti3372	Tl1908	U_3859	V_2924	W_2079
Units	ppm	ppm	ppm	ppm	ppm	ppm	ppm
Avge	.0013	-.0040	.0125	-.0008	.0290	-.0001	-.0015
SDev	.0001	.0018	.0009	.0004	.0055	.0000	.0054
%RSD	4.665	45.09	7.134	49.13	18.84	10.30	348.6
#1	.0014	-.0027	.0132	-.0005	.0328	-.0001	.0023
#2	.0013	-.0053	.0119	-.0011	.0251	-.0001	-.0054

010852

Elem	Y_3710	Zn2062	Zr3496
Units	ppm	ppm	ppm
Avge	.0001	.0020	.0019
SDev	.0001	.0003	.0006
%RSD	60.10	16.23	30.26
#1	.0001	.0022	.0024
#2	.0000	.0018	.0015

IntStd	1	2	3	4	5	6	7
Mode	*Counts	Time	NOTUSED	NOTUSED	NOTUSED	NOTUSED	NOTUSED
Elem	Sc	--	--	--	--	--	--
Wavlen	361.384	--	--	--	--	--	--
Avge	412384	10000	--	--	--	--	--
SDev	7108.544	.0000000	--	--	--	--	--
%RSD	1.723770	.0000000	--	--	--	--	--
#1	417410	10000	--	--	--	--	--
#2	407357	10000	--	--	--	--	--

Analysis Report 07/03/07 01:41:03 PM page 1

Method: DAILY1 Sample Name: 297140tr df100 Operator: 010853
Run Time: 07/03/07 13:36:27
Comment:
Mode: CONC Corr. Factor: 1

Elem	Ag3280	Al3082	As1890	B_2496	Ba4934	Be3130	Bi2230
Units	ppm	ppm	ppm	ppm	ppm	ppm	ppm
Avge	-.0005	.6046	-.0048	.0031	.0011	.0000	.0044
SDev	.0001	.0115	.0010	.0021	.0001	.0001	.0043
%RSD	9.678	1.896	20.41	67.23	11.57	452.4	97.96
#1	-.0005	.6127	-.0041	.0045	.0010	-.0000	.0075
#2	-.0006	.5965	-.0055	.0016	.0012	.0001	.0014

Elem	Ca3179	Cd2265	Co2286	Cr2677	Cu3247	Fe2714	K_7664
Units	ppm	ppm	ppm	ppm	ppm	ppm	ppm
Avge	.2002	.0001	-.0002	.0005	-.0008	.3383	.1935
SDev	.0008	.0000	.0001	.0000	.0001	.0027	.0011
%RSD	.4034	7.101	78.84	1.018	13.02	.7820	.5582
#1	.2008	.0001	-.0001	.0005	-.0007	.3402	.1943
#2	.1996	.0001	-.0003	.0005	-.0009	.3365	.1927

Elem	La4086	Li6707	Mg2790	Mn2576	Mo2020	Na5889	Na3302
Units	ppm	ppm	ppm	ppm	ppm	ppm	ppm
Avge	.0009	.0000	.0198	.0084	.0018	.2495	-.0941
SDev	.0003	.0000	.0026	.0000	.0001	.0049	.0881
%RSD	39.88	425.4	13.33	.5238	3.780	1.964	93.61
#1	.0006	.0000	.0179	.0083	.0018	.2529	-.0318
#2	.0011	-.0000	.0217	.0084	.0019	.2460	-.1564

Elem	Ni2316	P_1782	2203/1	2203/2	Pd3404	S_1820	Sb2068
Units	ppm	ppm	ppm	ppm	ppm	ppm	ppm
Avge	.0006	.0083	.0027	-.0025	.0026	-.0114	.0007
SDev	.0001	.0011	.0006	.0008	.0016	.0023	.0008
%RSD	15.08	13.23	24.21	33.02	61.73	20.35	108.5
#1	.0005	.0075	.0032	-.0031	.0015	-.0131	.0002
#2	.0006	.0091	.0022	-.0019	.0037	-.0098	.0012

Elem	Sc3613	1960/1	1960/2	Si2881	Pb220	Se196	Sn1899
Units	%R	ppm	ppm	ppm	ppm	ppm	ppm
Avge	118.7	.0051	-.0030	3.201	-.0008	-.0003	-.0006
SDev	3.3	.0026	.0071	.007	.0003	.0056	.0002
%RSD	2.811	51.61	239.4	.2064	42.94	2178.	33.58
#1	121.1	.0069	.0020	3.206	-.0010	.0037	-.0007
#2	116.3	.0032	-.0080	3.196	-.0006	-.0042	-.0005

Elem	Sr4215	Th2837	Ti3372	Tl1908	U_3859	V_2924	W_2079
Units	ppm	ppm	ppm	ppm	ppm	ppm	ppm
Avge	.0009	-.0052	.0061	.0000	.0340	.0001	-.0017
SDev	.0000	.0007	.0010	.0006	.0089	.0002	.0026
%RSD	2.827	14.27	16.12	7027.	26.32	150.6	151.2
#1	.0009	-.0047	.0068	.0005	.0277	.0003	.0001
#2	.0009	-.0057	.0054	-.0004	.0403	-.0000	-.0036

010854

Elem	Y_3710	Zn2062	Zr3496
Units	ppm	ppm	ppm
Avge	.0002	.0047	.0013
SDev	.0000	.0004	.0005
%RSD	9.496	9.181	38.90
#1	.0002	.0044	.0009
#2	.0002	.0050	.0016

IntStd	1	2	3	4	5	6	7
Mode	*Counts	Time	NOTUSED	NOTUSED	NOTUSED	NOTUSED	NOTUSED
Elem	Sc	--	--	--	--	--	--
Wavlen	361.384	--	--	--	--	--	--
Avge	478582	10000	--	--	--	--	--
SDev	13415.94	.0000000	--	--	--	--	--
%RSD	2.803271	.0000000	--	--	--	--	--
#1	488068	10000	--	--	--	--	--
#2	469095	10000	--	--	--	--	--

Analysis Report 07/03/07 01:45:49 PM page 1

Method: DAILY1 Sample Name: 297141ir df100 Operator: 010855
Run Time: 07/03/07 13:41:13
Comment:
Mode: CONC Corr. Factor: 1

Elem	Ag3280	Al3082	As1890	B_2496	Ba4934	Be3130	Bi2230
Units	ppm	ppm	ppm	ppm	ppm	ppm	ppm
Avge	-.0015	.2854	-.0033	.0027	.0036	.0001	.0036
SDev	.0006	.0127	.0068	.0010	.0001	.0000	.0088
%RSD	41.42	4.450	206.2	36.63	1.545	2.162	246.7
#1	-.0019	.2764	-.0081	.0034	.0037	.0001	-.0027
#2	-.0010	.2943	.0015	.0020	.0036	.0001	.0098

Elem	Ca3179	Cd2265	Co2286	Cr2677	Cu3247	Fe2714	K_7664
Units	ppm	ppm	ppm	ppm	ppm	ppm	ppm
Avge	.1768	.0000	.0008	.0378	.0004	.2710	.0521
SDev	.0018	.0001	.0001	.0005	.0000	.0028	.0064
%RSD	1.016	816.4	9.277	1.403	1.113	1.037	12.23
#1	.1756	-.0000	.0008	.0382	.0004	.2690	.0476
#2	.1781	.0000	.0009	.0374	.0004	.2730	.0566

Elem	La4086	Li6707	Mg2790	Mn2576	Mo2020	Na5889	Na3302
Units	ppm	ppm	ppm	ppm	ppm	ppm	ppm
Avge	.0006	-.0003	.0329	.0059	.0021	.0503	-.4180
SDev	.0004	.0001	.0011	.0001	.0009	.0034	.4839
%RSD	69.13	20.44	3.217	1.009	40.92	6.669	115.8
#1	.0003	-.0003	.0321	.0058	.0015	.0479	-.7601
#2	.0008	-.0003	.0336	.0059	.0027	.0526	-.0758

Elem	Ni2316	P_1782	2203/1	2203/2	Pd3404	S_1820	Sb2068
Units	ppm	ppm	ppm	ppm	ppm	ppm	ppm
Avge	.0185	-.0011	.0041	-.0044	.0015	-.0116	.0024
SDev	.0005	.0038	.0018	.0030	.0021	.0075	.0012
%RSD	2.743	330.2	42.66	68.01	139.4	64.25	52.09
#1	.0181	-.0038	.0054	-.0023	.0030	-.0169	.0032
#2	.0188	.0015	.0029	-.0065	.0000	-.0063	.0015

Elem	Sc3613	1960/1	1960/2	Si2881	Pb220	Se196	Sn1899
Units	%R	ppm	ppm	ppm	ppm	ppm	ppm
Avge	89.38	.0005	-.0028	1.408	-.0016	-.0017	.0009
SDev	.21	.0027	.0045	.007	.0026	.0039	.0016
%RSD	.2321	496.4	157.9	.4774	165.8	230.2	182.0
#1	89.52	-.0014	-.0060	1.404	.0003	-.0044	.0020
#2	89.23	.0024	.0003	1.413	-.0034	.0011	-.0003

Elem	Sr4215	Th2837	Ti3372	Tl1908	U_3859	V_2924	W_2079
Units	ppm	ppm	ppm	ppm	ppm	ppm	ppm
Avge	.0019	-.0034	.0116	-.0070	.0105	.0004	-.0048
SDev	.0000	.0048	.0007	.0129	.0077	.0010	.0002
%RSD	.4141	139.5	6.178	185.8	72.77	224.9	3.147
#1	.0019	-.0068	.0111	-.0161	.0160	-.0003	-.0047
#2	.0019	-.0000	.0121	.0022	.0051	.0012	-.0049

010856

Elem	Y_3710	Zn2062	Zr3496
Units	ppm	ppm	ppm
Avge	.0001	.0005	.0004
SDev	.0001	.0006	.0001
%RSD	76.51	121.4	14.84
#1	.0002	.0009	.0004
#2	.0000	.0001	.0005

IntStd	1	2	3	4	5	6	7
Mode	*Counts	Time	NOTUSED	NOTUSED	NOTUSED	NOTUSED	NOTUSED
Elem	Sc	--	--	--	--	--	--
Wavlen	361.384	--	--	--	--	--	--
Avge	360685	10000	--	--	--	--	--
SDev	825.9007	.0000000	--	--	--	--	--
%RSD	.2289812	.0000000	--	--	--	--	--
#1	361269	10000	--	--	--	--	--
#2	360101	10000	--	--	--	--	--

Analysis Report 07/03/07 01:50:36 PM

Method: DAILY1 Sample Name: 297126ir df100 Operator:
Run Time: 07/03/07 13:46:00
Comment:
Mode: CONC Corr. Factor: 1

010857

Elem	Ag3280	Al3082	As1890	B_2496	Ba4934	Be3130	Bi2230
Units	ppm	ppm	ppm	ppm	ppm	ppm	ppm
Avge	-.0003	.7186	.0026	.0018	.0031	.0002	.0031
SDev	.0009	.0125	.0015	.0014	.0001	.0001	.0035
%RSD	263.2	1.734	59.22	76.78	1.595	31.08	115.5
#1	.0003	.7098	.0015	.0008	.0031	.0002	.0006
#2	-.0009	.7274	.0036	.0027	.0031	.0001	.0056

Elem	Ca3179	Cd2265	Co2286	Cr2677	Cu3247	Fe2714	K_7664
Units	ppm	ppm	ppm	ppm	ppm	ppm	ppm
Avge	.1530	.0002	.0000	.0001	-.0015	.2963	.1738
SDev	.0011	.0001	.0001	.0010	.0001	.0151	.0032
%RSD	.7546	31.02	213.7	1245.	9.471	5.110	1.853
#1	.1522	.0001	.0001	.0008	-.0014	.3070	.1715
#2	.1538	.0002	-.0000	-.0007	-.0016	.2856	.1761

Elem	La4086	Li6707	Mg2790	Mn2576	Mo2020	Na5889	Na3302
Units	ppm	ppm	ppm	ppm	ppm	ppm	ppm
Avge	.0012	-.0000	.1161	.0067	-.0005	.1559	.0997
SDev	.0001	.0000	.0018	.0001	.0012	.0005	.0858
%RSD	9.652	91.05	1.523	.7689	232.0	.3384	86.10
#1	.0011	-.0000	.1148	.0066	.0003	.1563	.0390
#2	.0013	-.0000	.1173	.0067	-.0014	.1556	.1603

Elem	Ni2316	P_1782	2203/1	2203/2	Pd3404	S_1820	Sb2068
Units	ppm	ppm	ppm	ppm	ppm	ppm	ppm
Avge	.0005	.0125	.0054	-.0046	.0000	.0024	-.0001
SDev	.0003	.0027	.0013	.0007	.0017	.0036	.0018
%RSD	56.91	21.97	24.54	16.10	14390.	148.9	2535.
#1	.0003	.0106	.0044	-.0040	.0012	-.0001	-.0013
#2	.0007	.0144	.0063	-.0051	-.0012	.0050	.0012

Elem	Sc3613	1960/1	1960/2	Si2881	Pb220	Se196	Sn1899
Units	%R	ppm	ppm	ppm	ppm	ppm	ppm
Avge	91.88	-.0064	.0014	3.144	-.0012	-.0011	.0017
SDev	.71	.0113	.0031	.028	.0001	.0058	.0044
%RSD	.7701	177.7	210.9	.8970	3.989	513.8	254.8
#1	92.38	-.0143	-.0007	3.124	-.0012	-.0052	-.0014
#2	91.38	.0016	.0036	3.164	-.0013	.0030	.0048

Elem	Sr4215	Th2837	Ti3372	Tl1908	U_3859	V_2924	W_2079
Units	ppm	ppm	ppm	ppm	ppm	ppm	ppm
Avge	.0027	.0016	.0368	.0096	.0222	.0006	-.0002
SDev	.0000	.0011	.0000	.0001	.0034	.0002	.0066
%RSD	.7747	70.59	.0494	.9529	15.31	40.11	4167.
#1	.0026	.0023	.0368	.0096	.0247	.0004	.0045
#2	.0027	.0008	.0368	.0095	.0198	.0008	-.0048

010858

Elem	Y_3710	Zn2062	Zr3496
Units	ppm	ppm	ppm
Avge	.0001	.0018	.0006
SDev	.0001	.0002	.0001
%RSD	75.22	9.993	22.49
#1	.0002	.0019	.0007
#2	.0000	.0017	.0005

IntStd	1	2	3	4	5	6	7
Mode	*Counts	Time	NOTUSED	NOTUSED	NOTUSED	NOTUSED	NOTUSED
Elem	Sc	--	--	--	--	--	--
Wavlen	361.384	--	--	--	--	--	--
Avge	370730	10000	--	--	--	--	--
SDev	2854.590	.0000000	--	--	--	--	--
%RSD	.7699927	.0000000	--	--	--	--	--
#1	372748	10000	--	--	--	--	--
#2	368711	10000	--	--	--	--	--

Method: DAILY1 Sample Name: 297127ir df100 Operator:
Run Time: 07/03/07 13:50:46
Comment:
Mode: CONC Corr. Factor: 1

010859

Elem	Ag3280	Al3082	As1890	B_2496	Ba4934	Be3130	Bi2230
Units	ppm	ppm	ppm	ppm	ppm	ppm	ppm
Avge	-.0015	.8281	-.0029	.0021	.0062	.0001	.0033
SDev	.0010	.0142	.0022	.0023	.0001	.0001	.0035
%RSD	70.79	1.720	76.51	110.3	1.998	105.3	107.5
#1	-.0007	.8381	-.0013	.0037	.0061	.0002	.0008
#2	-.0022	.8180	-.0044	.0005	.0063	.0000	.0058

Elem	Ca3179	Cd2265	Co2286	Cr2677	Cu3247	Fe2714	K_7664
Units	ppm	ppm	ppm	ppm	ppm	ppm	ppm
Avge	.1281	.0002	.0004	.0003	-.0012	.2759	.1921
SDev	.0015	.0002	.0004	.0001	.0002	.0052	.0055
%RSD	1.155	113.4	100.1	45.72	13.24	1.891	2.884
#1	.1291	.0004	.0001	.0002	-.0013	.2722	.1960
#2	.1270	.0000	.0006	.0004	-.0011	.2796	.1881

Elem	La4086	Li6707	Mg2790	Mn2576	Mo2020	Na5889	Na3302
Units	ppm	ppm	ppm	ppm	ppm	ppm	ppm
Avge	.0013	-.0000	.0764	.0062	-.0002	.1882	-.1245
SDev	.0000	.0000	.0006	.0001	.0001	.0015	.0476
%RSD	.2903	58.54	.8053	2.298	34.22	.8203	38.20
#1	.0013	-.0000	.0760	.0063	-.0002	.1893	-.0909
#2	.0013	-.0001	.0768	.0061	-.0003	.1871	-.1581

Elem	Ni2316	P_1782	2203/1	2203/2	Pd3404	S_1820	Sb2068
Units	ppm	ppm	ppm	ppm	ppm	ppm	ppm
Avge	.0000	.0152	.0049	-.0028	.0018	-.0013	.0007
SDev	.0010	.0047	.0032	.0009	.0010	.0010	.0025
%RSD	2343.	31.26	64.81	33.14	55.19	76.48	350.4
#1	-.0006	.0118	.0071	-.0021	.0024	-.0020	-.0011
#2	.0007	.0185	.0027	-.0034	.0011	-.0006	.0025

Elem	Sc3613	1960/1	1960/2	Si2881	Pb220	Se196	Sn1899
Units	%R	ppm	ppm	ppm	ppm	ppm	ppm
Avge	93.59	-.0086	-.0014	3.091	-.0002	-.0037	.0008
SDev	1.44	.0102	.0023	.016	.0017	.0018	.0029
%RSD	1.534	119.1	172.1	.5039	801.9	49.14	378.2
#1	92.57	-.0158	.0003	3.102	.0010	-.0050	-.0013
#2	94.60	-.0014	-.0030	3.080	-.0014	-.0024	.0028

Elem	Sr4215	Th2837	Ti3372	Tl1908	U_3859	V_2924	W_2079
Units	ppm	ppm	ppm	ppm	ppm	ppm	ppm
Avge	.0028	-.0018	.0311	-.0081	.0276	.0003	.0017
SDev	.0000	.0025	.0002	.0035	.0184	.0003	.0079
%RSD	.1380	138.8	.5818	42.76	66.59	98.81	470.2
#1	.0028	-.0000	.0310	-.0105	.0146	.0001	.0072
#2	.0028	-.0035	.0312	-.0057	.0406	.0004	-.0039

010860

Elem	Y_3710	Zn2062	Zr3496
Units	ppm	ppm	ppm
Avge	.0001	.0027	.0010
SDev	.0000	.0000	.0007
%RSD	50.26	1.380	69.88
#1	.0000	.0027	.0005
#2	.0001	.0027	.0015

IntStd	1	2	3	4	5	6	7
Mode	*Counts	Time	NOTUSED	NOTUSED	NOTUSED	NOTUSED	NOTUSED
Elem	Sc	--	--	--	--	--	--
Wavlen	361.384	--	--	--	--	--	--
Avge	377596	10000	--	--	--	--	--
SDev	5797.568	.0000000	--	--	--	--	--
%RSD	1.535387	.0000000	--	--	--	--	--
#1	373497	10000	--	--	--	--	--
#2	381696	10000	--	--	--	--	--

Analysis Report 07/03/07 02:00:09 PM page 1

Method: DAILY1 Sample Name: 297128ir df100 Operator: 010861
Run Time: 07/03/07 13:55:32
Comment:
Mode: CONC Corr. Factor: 1

Elem	Ag3280	Al3082	As1890	B_2496	Ba4934	Be3130	Bi2230
Units	ppm	ppm	ppm	ppm	ppm	ppm	ppm
Avge	-.0008	.7555	-.0081	.0015	.0053	.0000	-.0001
SDev	.0000	.0037	.0016	.0011	.0001	.0000	.0020
%RSD	2.898	.4850	20.14	73.25	1.458	58.28	1958.
#1	-.0008	.7530	-.0093	.0007	.0054	.0001	-.0016
#2	-.0008	.7581	-.0070	.0023	.0053	.0000	.0013

Elem	Ca3179	Cd2265	Co2286	Cr2677	Cu3247	Fe2714	K_7664
Units	ppm	ppm	ppm	ppm	ppm	ppm	ppm
Avge	.1048	-.0000	.0001	.0007	-.0009	.2597	.1791
SDev	.0006	.0000	.0006	.0001	.0001	.0029	.0003
%RSD	.5492	85.60	601.3	8.976	5.639	1.113	.1542
#1	.1044	-.0000	-.0003	.0006	-.0009	.2618	.1793
#2	.1052	-.0000	.0005	.0007	-.0010	.2577	.1789

Elem	La4086	Li6707	Mg2790	Mn2576	Mo2020	Na5889	Na3302
Units	ppm	ppm	ppm	ppm	ppm	ppm	ppm
Avge	.0015	-.0001	.0746	.0063	.0007	.2156	.0220
SDev	.0002	.0000	.0039	.0000	.0003	.0026	.0044
%RSD	15.56	.0664	5.240	.5178	35.42	1.190	20.03
#1	.0013	-.0001	.0718	.0063	.0009	.2174	.0189
#2	.0016	-.0001	.0773	.0063	.0006	.2138	.0251

Elem	Ni2316	P_1782	2203/1	2203/2	Pd3404	S_1820	Sb2068
Units	ppm	ppm	ppm	ppm	ppm	ppm	ppm
Avge	.0012	.0139	-.0067	.0014	-.0006	-.0193	.0001
SDev	.0002	.0052	.0104	.0039	.0059	.0034	.0006
%RSD	20.22	37.82	154.8	278.5	967.8	17.36	1068.
#1	.0013	.0102	-.0141	.0042	-.0047	-.0217	.0005
#2	.0010	.0176	.0006	-.0014	.0035	-.0170	-.0004

Elem	Sc3613	1960/1	1960/2	Si2881	Pb220	Se196	Sn1899
Units	%R	ppm	ppm	ppm	ppm	ppm	ppm
Avge	110.7	-.0058	-.0009	2.972	-.0013	-.0025	-.0039
SDev	3.6	.0155	.0012	.004	.0009	.0044	.0030
%RSD	3.225	266.7	131.5	.1187	66.99	170.9	78.79
#1	113.3	-.0168	-.0001	2.975	-.0019	-.0056	-.0060
#2	108.2	.0052	-.0018	2.970	-.0007	.0005	-.0017

Elem	Sr4215	Th2837	Ti3372	Tl1908	U_3859	V_2924	W_2079
Units	ppm	ppm	ppm	ppm	ppm	ppm	ppm
Avge	.0026	-.0010	.0284	-.0048	.0338	.0008	-.0011
SDev	.0000	.0031	.0015	.0046	.0073	.0000	.0034
%RSD	.2041	325.6	5.275	94.88	21.58	.5910	315.7
#1	.0026	-.0031	.0274	-.0080	.0287	.0008	-.0034
#2	.0026	.0012	.0295	-.0016	.0390	.0008	.0013

010862

Elem	Y_3710	Zn2062	Zr3496
Units	ppm	ppm	ppm
Avge	.0001	.0012	.0011
SDev	.0000	.0017	.0003
%RSD	19.33	145.1	24.82
#1	.0001	-.0000	.0009
#2	.0001	.0023	.0013

IntStd	1	2	3	4	5	6	7
Mode	*Counts	Time	NOTUSED	NOTUSED	NOTUSED	NOTUSED	NOTUSED
Elem	Sc	--	--	--	--	--	--
Wavlen	361.384	--	--	--	--	--	--
Avge	446533	10000	--	--	--	--	--
SDev	14354.27	.0000000	--	--	--	--	--
%RSD	3.214604	.0000000	--	--	--	--	--
#1	456683	10000	--	--	--	--	--
#2	436383	10000	--	--	--	--	--

Analysis Report 07/03/07 02:04:56 PM page 1

Method: DAILY1 Sample Name: 297129ir df100 Operator:
Run Time: 07/03/07 14:00:19
Comment:
Mode: CONC Corr. Factor: 1

010863

Elem	Ag3280	Al3082	As1890	B_2496	Ba4934	Be3130	Bi2230
Units	ppm	ppm	ppm	ppm	ppm	ppm	ppm
Avge	-.0007	.7524	.0034	-.0000	.0053	-.0000	.0027
SDev	.0007	.0029	.0005	.0004	.0000	.0002	.0074
%RSD	92.15	.3810	14.48	930.9	.6553	1196.	272.4
#1	-.0012	.7503	.0030	.0003	.0052	.0001	-.0025
#2	-.0003	.7544	.0037	-.0004	.0053	-.0001	.0080

Elem	Ca3179	Cd2265	Co2286	Cr2677	Cu3247	Fe2714	K_7664
Units	ppm	ppm	ppm	ppm	ppm	ppm	ppm
Avge	.1156	.0003	.0000	.0004	-.0007	.2548	.1822
SDev	.0023	.0004	.0001	.0003	.0002	.0079	.0084
%RSD	1.956	143.1	579.9	86.63	35.84	3.118	4.640
#1	.1140	-.0000	.0001	.0001	-.0005	.2491	.1762
#2	.1172	.0006	-.0001	.0006	-.0008	.2604	.1882

Elem	La4086	Li6707	Mg2790	Mn2576	Mo2020	Na5889	Na3302
Units	ppm	ppm	ppm	ppm	ppm	ppm	ppm
Avge	.0016	-.0001	.0724	.0060	.0012	.1783	-.0135
SDev	.0000	.0000	.0014	.0002	.0001	.0022	.0620
%RSD	2.214	1.704	1.932	2.771	9.094	1.233	459.4
#1	.0016	-.0001	.0714	.0059	.0012	.1767	-.0574
#2	.0017	-.0001	.0734	.0062	.0011	.1798	.0304

Elem	Ni2316	P_1782	2203/1	2203/2	Pd3404	S_1820	Sb2068
Units	ppm	ppm	ppm	ppm	ppm	ppm	ppm
Avge	-.0010	.0171	.0052	-.0023	.0001	.0004	.0002
SDev	.0003	.0137	.0021	.0029	.0008	.0010	.0001
%RSD	28.52	80.20	40.37	128.1	784.2	293.0	71.42
#1	-.0008	.0074	.0037	-.0002	.0007	-.0004	.0001
#2	-.0012	.0267	.0067	-.0044	-.0005	.0011	.0003

Elem	Sc3613	1960/1	1960/2	Si2881	Pb220	Se196	Sn1899
Units	%R	ppm	ppm	ppm	ppm	ppm	ppm
Avge	95.50	-.0052	-.0026	2.910	.0002	-.0035	.0009
SDev	.51	.0048	.0081	.005	.0013	.0038	.0047
%RSD	.5297	90.75	307.9	.1888	572.7	109.7	519.9
#1	95.14	-.0086	.0031	2.913	.0011	-.0008	-.0024
#2	95.86	-.0019	-.0084	2.906	-.0007	-.0062	.0042

Elem	Sr4215	Th2837	Ti3372	Tl1908	U_3859	V_2924	W_2079
Units	ppm	ppm	ppm	ppm	ppm	ppm	ppm
Avge	.0024	-.0043	.0282	.0009	.0091	.0006	-.0004
SDev	.0000	.0005	.0006	.0095	.0049	.0002	.0044
%RSD	.0493	10.55	2.141	1073.	53.01	38.29	1203.
#1	.0024	-.0047	.0278	.0076	.0057	.0004	-.0035
#2	.0024	-.0040	.0286	-.0059	.0126	.0008	.0027

010864

Elem	Y_3710	Zn2062	Zr3496
Units	ppm	ppm	ppm
Avge	.0000	.0009	.0007
SDev	.0001	.0006	.0004
%RSD	264.4	62.28	53.69
#1	-.0000	.0005	.0004
#2	.0001	.0013	.0009

IntStd	1	2	3	4	5	6	7
Mode	*Counts	Time	NOTUSED	NOTUSED	NOTUSED	NOTUSED	NOTUSED
Elem	Sc	--	--	--	--	--	--
Wavlen	361.384	--	--	--	--	--	--
Avge	385318	10000	--	--	--	--	--
SDev	2027.275	.0000000	--	--	--	--	--
%RSD	.5261311	.0000000	--	--	--	--	--
#1	383884	10000	--	--	--	--	--
#2	386751	10000	--	--	--	--	--

Analysis Report 07/03/07 02:09:42 PM page 1

Method: DAILY1 Sample Name: 297137ir df100 Operator: 010865
Run Time: 07/03/07 14:05:06
Comment:
Mode: CONC Corr. Factor: 1

Elem	Ag3280	Al3082	As1890	B_2496	Ba4934	Be3130	Bi2230
Units	ppm	ppm	ppm	ppm	ppm	ppm	ppm
Avge	-.0010	.6401	-.0084	.0004	.0024	.0001	-.0003
SDev	.0010	.0002	.0001	.0002	.0000	.0001	.0027
%RSD	104.1	.0378	.9295	60.66	.0855	134.2	789.1
#1	-.0003	.6403	-.0083	.0006	.0024	.0002	-.0022
#2	-.0017	.6400	-.0084	.0002	.0024	.0000	.0015

Elem	Ca3179	Cd2265	Co2286	Cr2677	Cu3247	Fe2714	K_7664
Units	ppm	ppm	ppm	ppm	ppm	ppm	ppm
Avge	.0972	-.0001	.0009	.0006	-.0002	.1440	.1959
SDev	.0007	.0002	.0005	.0004	.0013	.0010	.0046
%RSD	.7481	165.5	58.58	76.94	824.2	.6730	2.347
#1	.0977	-.0002	.0013	.0003	-.0010	.1447	.1991
#2	.0967	.0000	.0005	.0009	.0007	.1434	.1926

Elem	La4086	Li6707	Mg2790	Mn2576	Mo2020	Na5889	Na3302
Units	ppm	ppm	ppm	ppm	ppm	ppm	ppm
Avge	.0013	-.0001	.0360	.0051	.0003	.1820	-.1142
SDev	.0010	.0000	.0016	.0001	.0009	.0016	.1922
%RSD	77.94	38.51	4.557	1.340	264.4	.8920	168.3
#1	.0019	-.0001	.0349	.0051	-.0003	.1831	.0217
#2	.0006	-.0001	.0372	.0052	.0010	.1808	-.2501

Elem	Ni2316	P_1782	2203/1	2203/2	Pd3404	S_1820	Sb2068
Units	ppm	ppm	ppm	ppm	ppm	ppm	ppm
Avge	-.0006	.0044	.0016	.0001	.0012	-.0071	-.0015
SDev	.0011	.0002	.0029	.0000	.0012	.0036	.0011
%RSD	174.1	4.074	178.8	15.05	102.0	50.58	76.87
#1	-.0014	.0043	.0036	.0001	.0020	-.0097	-.0023
#2	.0001	.0046	-.0004	.0002	.0003	-.0046	-.0007

Elem	Sc3613	1960/1	1960/2	Si2881	Pb220	Se196	Sn1899
Units	%R	ppm	ppm	ppm	ppm	ppm	ppm
Avge	99.15	-.0095	-.0038	3.169	.0006	-.0057	-.0009
SDev	.13	.0040	.0089	.017	.0009	.0072	.0011
%RSD	.1277	42.72	232.1	.5259	148.6	127.8	128.2
#1	99.06	-.0123	-.0101	3.158	.0013	-.0108	-.0017
#2	99.24	-.0066	.0024	3.181	-.0000	-.0005	-.0001

Elem	Sr4215	Th2837	Ti3372	Tl1908	U_3859	V_2924	W_2079
Units	ppm	ppm	ppm	ppm	ppm	ppm	ppm
Avge	.0014	-.0021	.0119	.0046	.0271	.0006	.0009
SDev	.0000	.0017	.0007	.0052	.0083	.0002	.0002
%RSD	.6547	82.42	5.556	114.2	30.52	37.52	24.65
#1	.0014	-.0009	.0115	.0083	.0213	.0005	.0011
#2	.0014	-.0033	.0124	.0009	.0330	.0008	.0008

010866

Elem	Y_3710	Zn2062	Zr3496
Units	ppm	ppm	ppm
Avge	.0002	.0010	.0004
SDev	.0001	.0007	.0003
%RSD	53.43	72.20	60.19
#1	.0003	.0015	.0003
#2	.0001	.0005	.0006

IntStd	1	2	3	4	5	6	7
Mode	*Counts	Time	NOTUSED	NOTUSED	NOTUSED	NOTUSED	NOTUSED
Elem	Sc	--	--	--	--	--	--
Wavlen	361.384	--	--	--	--	--	--
Avge	399963	10000	--	--	--	--	--
SDev	487.9037	.0000000	--	--	--	--	--
%RSD	.1219872	.0000000	--	--	--	--	--
#1	399618	10000	--	--	--	--	--
#2	400308	10000	--	--	--	--	--

Analysis Report 07/03/07 02:14:29 PM page 1

Method: DAILY1 Sample Name: 297138ir df100 Operator:
Run Time: 07/03/07 14:09:53
Comment:
Mode: CONC Corr. Factor: 1

010867

Elem	Ag3280	Al3082	As1890	B_2496	Ba4934	Be3130	Bi2230
Units	ppm	ppm	ppm	ppm	ppm	ppm	ppm
Avge	-.0007	.7134	-.0035	-.0003	.0019	.0002	.0069
SDev	.0008	.0077	.0064	.0001	.0001	.0000	.0071
%RSD	115.7	1.085	182.1	38.20	2.726	18.58	102.9
#1	-.0012	.7189	-.0081	-.0002	.0020	.0001	.0019
#2	-.0001	.7080	.0010	-.0004	.0019	.0002	.0120

Elem	Ca3179	Cd2265	Co2286	Cr2677	Cu3247	Fe2714	K_7664
Units	ppm	ppm	ppm	ppm	ppm	ppm	ppm
Avge	.1401	.0004	-.0006	.0010	.0000	.2780	.2152
SDev	.0006	.0007	.0005	.0001	.0003	.0016	.0053
%RSD	.4069	164.2	82.42	8.669	1073.	.5626	2.478
#1	.1405	-.0001	-.0009	.0011	.0002	.2769	.2190
#2	.1397	.0009	-.0002	.0009	-.0002	.2791	.2114

Elem	La4086	Li6707	Mg2790	Mn2576	Mo2020	Na5889	Na3302
Units	ppm	ppm	ppm	ppm	ppm	ppm	ppm
Avge	.0013	-.0000	.0422	.0085	.0011	.2199	.0413
SDev	.0009	.0000	.0118	.0001	.0003	.0086	.3233
%RSD	67.78	53.37	27.98	.6024	26.00	3.933	783.5
#1	.0007	-.0000	.0338	.0085	.0013	.2138	-.1874
#2	.0019	-.0000	.0505	.0086	.0009	.2260	.2699

Elem	Ni2316	P_1782	2203/1	2203/2	Pd3404	S_1820	Sb2068
Units	ppm	ppm	ppm	ppm	ppm	ppm	ppm
Avge	.0007	.0070	-.0003	-.0010	-.0006	-.0106	-.0003
SDev	.0010	.0112	.0088	.0007	.0006	.0055	.0032
%RSD	141.8	159.7	3080.	72.49	103.4	51.72	1080.
#1	.0015	-.0009	-.0065	-.0005	-.0010	-.0145	-.0025
#2	-.0000	.0149	.0059	-.0015	-.0002	-.0067	.0019

Elem	Sc3613	1960/1	1960/2	Si2881	Pb220	Se196	Sn1899
Units	%R	ppm	ppm	ppm	ppm	ppm	ppm
Avge	93.85	-.0038	.0006	3.394	-.0008	-.0008	.0005
SDev	3.88	.0060	.0019	.013	.0024	.0007	.0066
%RSD	4.135	160.0	299.0	.3937	314.3	92.17	1378.
#1	91.11	.0005	-.0007	3.403	-.0025	-.0003	-.0042
#2	96.60	-.0080	.0020	3.384	.0009	-.0013	.0052

Elem	Sr4215	Th2837	Ti3372	Tl1908	U_3859	V_2924	W_2079
Units	ppm	ppm	ppm	ppm	ppm	ppm	ppm
Avge	.0015	.0001	.0090	-.0049	.0377	.0006	.0006
SDev	.0000	.0019	.0018	.0131	.0094	.0002	.0078
%RSD	.3317	3004.	19.98	265.5	25.00	38.05	1264.
#1	.0015	-.0013	.0077	-.0142	.0443	.0008	-.0049
#2	.0015	.0014	.0103	.0043	.0310	.0005	.0062

010868

Elem	Y_3710	Zn2062	Zr3496
Units	ppm	ppm	ppm
Avge	.0002	.0027	.0019
SDev	.0001	.0007	.0002
%RSD	31.19	24.62	8.162
#1	.0002	.0022	.0018
#2	.0002	.0032	.0020

IntStd	1	2	3	4	5	6	7
Mode	*Counts	Time	NOTUSED	NOTUSED	NOTUSED	NOTUSED	NOTUSED
Elem	Sc	--	--	--	--	--	--
Wavlen	361.384	--	--	--	--	--	--
Avge	378670	10000	--	--	--	--	--
SDev	15608.67	.0000000	--	--	--	--	--
%RSD	4.121973	.0000000	--	--	--	--	--
#1	367633	10000	--	--	--	--	--
#2	389707	10000	--	--	--	--	--

Method: DAILY1 Sample Name: 297139ir df100 Operator:
Run Time: 07/03/07 14:14:40
Comment:
Mode: CONC Corr. Factor: 1

010869

Elem	Ag3280	Al3082	As1890	B_2496	Ba4934	Be3130	Bi2230
Units	ppm	ppm	ppm	ppm	ppm	ppm	ppm
Avge	-.0003	.6646	-.0073	-.0012	.0062	-.0000	.0042
SDev	.0003	.0076	.0058	.0006	.0000	.0000	.0039
%RSD	95.85	1.139	78.99	48.88	.0979	158.8	91.25
#1	-.0001	.6593	-.0032	-.0008	.0062	-.0000	.0015
#2	-.0005	.6700	-.0114	-.0017	.0062	.0000	.0070

Elem	Ca3179	Cd2265	Co2286	Cr2677	Cu3247	Fe2714	K_7664
Units	ppm	ppm	ppm	ppm	ppm	ppm	ppm
Avge	.1376	.0001	.0004	.0005	.0014	.3032	.2023
SDev	.0001	.0004	.0001	.0001	.0003	.0000	.0013
%RSD	.0592	459.4	14.24	13.02	22.81	.0005	.6258
#1	.1376	-.0002	.0004	.0005	.0012	.3032	.2032
#2	.1375	.0004	.0005	.0004	.0016	.3032	.2014

Elem	La4086	Li6707	Mg2790	Mn2576	Mo2020	Na5889	Na3302
Units	ppm	ppm	ppm	ppm	ppm	ppm	ppm
Avge	.0010	-.0002	.0258	.0076	.0014	.2385	-.1038
SDev	.0012	.0000	.0009	.0000	.0010	.0056	.1864
%RSD	121.9	15.14	3.471	.4863	71.35	2.339	179.7
#1	.0001	-.0003	.0251	.0076	.0007	.2346	-.2356
#2	.0018	-.0002	.0264	.0076	.0021	.2425	.0281

Elem	Ni2316	P_1782	2203/1	2203/2	Pd3404	S_1820	Sb2068
Units	ppm	ppm	ppm	ppm	ppm	ppm	ppm
Avge	.0002	-.0007	.0020	-.0004	-.0007	-.0077	-.0028
SDev	.0005	.0159	.0019	.0002	.0016	.0041	.0075
%RSD	297.7	2235.	96.93	59.80	229.6	53.08	269.2
#1	.0006	-.0120	.0033	-.0002	.0004	-.0048	-.0081
#2	-.0002	.0105	.0006	-.0006	-.0018	-.0106	.0025

Elem	Sc3613	1960/1	1960/2	Si2881	Pb220	Se196	Sn1899
Units	%R	ppm	ppm	ppm	ppm	ppm	ppm
Avge	111.7	-.0038	.0009	3.142	.0004	-.0006	-.0018
SDev	2.9	.0006	.0031	.006	.0008	.0019	.0060
%RSD	2.626	16.41	351.2	.1974	211.8	292.5	340.3
#1	109.6	-.0033	-.0013	3.137	.0009	-.0020	-.0060
#2	113.8	-.0042	.0031	3.146	-.0002	.0007	.0025

Elem	Sr4215	Th2837	Ti3372	Tl1908	U_3859	V_2924	W_2079
Units	ppm	ppm	ppm	ppm	ppm	ppm	ppm
Avge	.0012	-.0006	.0103	.0015	.0158	.0002	-.0030
SDev	.0000	.0039	.0014	.0070	.0067	.0004	.0037
%RSD	3.132	624.2	13.85	460.7	42.05	192.0	122.7
#1	.0012	-.0034	.0093	.0065	.0111	-.0001	-.0004
#2	.0012	.0021	.0113	-.0034	.0205	.0005	-.0057

010870

Elem	Y_3710	Zn2062	Zr3496
Units	ppm	ppm	ppm
Avge	.0002	.0019	.0013
SDev	.0001	.0001	.0000
%RSD	31.83	5.947	.4369
#1	.0002	.0019	.0013
#2	.0001	.0020	.0012

IntStd	1	2	3	4	5	6	7
Mode	*Counts	Time	NOTUSED	NOTUSED	NOTUSED	NOTUSED	NOTUSED
Elem	Sc	--	--	--	--	--	--
Wavlen	361.384	--	--	--	--	--	--
Avge	450408	10000	--	--	--	--	--
SDev	11762.01	.0000000	--	--	--	--	--
%RSD	2.611413	.0000000	--	--	--	--	--
#1	442091	10000	--	--	--	--	--
#2	458725	10000	--	--	--	--	--

Analysis Report 07/03/07 02:24:02 PM page 1

Method: DAILY1 Sample Name: ccv3 Operator:
Run Time: 07/03/07 14:19:27
Comment:
Mode: CONC Corr. Factor: 1

010871

Elem	Ag3280	Al3082	As1890	B_2496	Ba4934	Be3130	Bi2230
Units	ppm	ppm	ppm	ppm	ppm	ppm	ppm
Avge	.9895	9.978	5.337	5.184	10.07	.9809	5.052
SDev	.0052	.026	.011	.024	.08	.0057	.022
%RSD	.5262	.2559	.2142	.4601	.8361	.5822	.4394
#1	.9932	9.960	5.329	5.167	10.01	.9850	5.037
#2	.9858	9.996	5.345	5.201	10.13	.9769	5.068
Errors	LC Pass	LC Pass	LC Pass	LC Pass	LC Pass	LC Pass	LC Pass
High	1.100	11.00	5.500	5.500	11.00	1.100	5.500
Low	.9000	9.000	4.500	4.500	9.000	.9000	4.500

Elem	Ca3179	Cd2265	Co2286	Cr2677	Cu3247	Fe2714	K_7664
Units	ppm	ppm	ppm	ppm	ppm	ppm	ppm
Avge	20.48	1.019	5.086	2.016	2.016	10.16	18.44
SDev	.11	.010	.034	.014	.004	.01	.10
%RSD	.5451	.9548	.6607	.6889	.1757	.0883	.5238
#1	20.40	1.012	5.062	2.006	2.014	10.16	18.37
#2	20.56	1.026	5.110	2.026	2.019	10.15	18.50
Errors	LC Pass	LC Pass	LC Pass	LC Pass	LC Pass	LC Pass	LC Pass
High	22.00	1.100	5.500	2.200	2.200	11.00	22.00
Low	18.00	.9000	4.500	1.800	1.800	9.000	18.00

Elem	La4086	Li6707	Mg2790	Mn2576	Mo2020	Na5889	Na3302
Units	ppm	ppm	ppm	ppm	ppm	ppm	ppm
Avge	4.949	5.040	20.50	1.035	5.205	H41.56	29.00
SDev	.033	.029	.07	.007	.051	.19	.15
%RSD	.6583	.5730	.3340	.6853	.9832	.4608	.5132
#1	4.926	5.019	20.45	1.030	5.168	H41.42	29.10
#2	4.972	5.060	20.55	1.040	5.241	H41.69	28.89
Errors	LC Pass	LC Pass	LC Pass	LC Pass	LC Pass	LC High	LC Pass
High	5.500	5.500	22.00	1.100	5.500	33.00	33.00
Low	4.500	4.500	18.00	.9000	4.500	27.00	27.00

Elem	Ni2316	P_1782	2203/1	2203/2	Pd3404	S_1820	Sb2068
Units	ppm	ppm	ppm	ppm	ppm	ppm	ppm
Avge	4.889	5.320	5.061	4.706	.9920	1.026	1.027
SDev	.072	.036	.022	.125	.0014	.003	.003
%RSD	1.469	.6741	.4445	2.646	.1461	.3141	.3184
#1	4.838	5.345	5.045	4.618	.9930	1.029	1.029
#2	4.939	5.294	5.077	4.794	.9910	1.024	1.024
Errors	LC Pass	LC Pass	NOCHECK	NOCHECK	LC Pass	LC Pass	LC Pass
High	5.500	5.500			1.100	1.100	1.100
Low	4.500	4.500			.9000	.9000	.9000

Elem	Sc3613	1960/1	1960/2	Si2881	Pb220	Se196	Sn1899

010872

Units	%R	ppm	ppm	ppm	ppm	ppm	ppm
Avge	96.52	5.409	4.978	5.135	4.820	5.117	5.142
SDev	2.31	.028	.156	.014	.090	.095	.032
%RSD	2.389	.5111	3.140	.2659	1.876	1.855	.6255
#1	98.15	5.429	4.867	5.145	4.756	5.050	5.120
#2	94.89	5.390	5.088	5.126	4.884	5.184	5.165
Errors	NOCHECK	NOCHECK	NOCHECK	LC Pass	LC Pass	LC Pass	LC Pass
High				5.500	5.500	5.500	5.500
Low				4.500	4.500	4.500	4.500

Elem	Sr4215	Th2837	Ti3372	Tl1908	U_3859	V_2924	W_2079
Units	ppm	ppm	ppm	ppm	ppm	ppm	ppm
Avge	4.963	1.021	5.018	5.475	.9749	5.114	1.078
SDev	.036	.006	.003	.007	.0009	.015	.005
%RSD	.7277	.5495	.0664	.1259	.0954	.2990	.4930
#1	4.937	1.017	5.016	5.471	.9742	5.103	1.074
#2	4.988	1.025	5.020	5.480	.9755	5.125	1.082
Errors	LC Pass	LC Pass	LC Pass	LC Pass	LC Pass	LC Pass	LC Pass
High	5.500	1.100	5.500	5.500	1.100	5.500	1.100
Low	4.500	.9000	4.500	4.500	.9000	4.500	.9000

Elem	Y_3710	Zn2062	Zr3496
Units	ppm	ppm	ppm
Avge	5.008	1.039	4.974
SDev	.014	.007	.008
%RSD	.2794	.6514	.1588
#1	4.998	1.034	4.968
#2	5.018	1.044	4.980
Errors	LC Pass	LC Pass	LC Pass
High	5.500	1.100	5.500
Low	4.500	.9000	4.500

010873

IntStd	1	2	3	4	5	6	7
Mode	*Counts	Time	NOTUSED	NOTUSED	NOTUSED	NOTUSED	NOTUSED
Elem	Sc	--	--	--	--	--	--
Wavlen	361.384	--	--	--	--	--	--
Avge	389380	10000	--	--	--	--	--
SDev	9258.149	.0000000	--	--	--	--	--
%RSD	2.377667	.0000000	--	--	--	--	--
#1	395926	10000	--	--	--	--	--
#2	382833	10000	--	--	--	--	--

Analysis Report 07/03/07 02:28:49 PM page 1

Method: DAILY1 Sample Name: ccb3 Operator:
Run Time: 07/03/07 14:24:13
Comment:
Mode: CONC Corr. Factor: 1

010874

Elem	Ag3280	Al3082	As1890	B_2496	Ba4934	Be3130	Bi2230
Units	ppm	ppm	ppm	ppm	ppm	ppm	ppm
Avge	-.0015	.0306	-.0032	.0102	.0001	.0000	.0069
SDev	.0005	.0036	.0099	.0018	.0001	.0002	.0020
%RSD	34.70	11.72	309.9	17.24	129.4	1520.	29.14
#1	-.0018	.0332	.0038	.0114	.0000	.0002	.0083
#2	-.0011	.0281	L-.0102	.0089	.0001	-.0001	.0055
Errors	LC Pass	LC Pass	LC Pass	LC Pass	LC Pass	LC Pass	LC Pass
High	.0050	.0500	.0050	.0500	.0050	.0050	.0100
Low	-.0050	-.0500	-.0050	-.0500	-.0050	-.0050	-.0100

Elem	Ca3179	Cd2265	Co2286	Cr2677	Cu3247	Fe2714	K_7664
Units	ppm	ppm	ppm	ppm	ppm	ppm	ppm
Avge	.0020	.0001	.0001	.0002	-.0010	-.0036	-.0018
SDev	.0006	.0003	.0002	.0000	.0006	.0134	.0045
%RSD	29.95	535.6	165.7	4.348	54.51	371.0	245.7
#1	.0024	.0002	.0003	.0002	-.0014	.0059	.0013
#2	.0016	-.0001	-.0000	.0002	-.0006	-.0131	-.0050
Errors	LC Pass	LC Pass	LC Pass	LC Pass	LC Pass	LC Pass	LC Pass
High	.0500	.0050	.0050	.0050	.0050	.0500	.1000
Low	-.0500	-.0050	-.0050	-.0050	-.0050	-.0500	-.1000

Elem	La4086	Li6707	Mg2790	Mn2576	Mo2020	Na5889	Na3302
Units	ppm	ppm	ppm	ppm	ppm	ppm	ppm
Avge	.0014	-.0004	.0048	-.0000	.0013	-.0177	L-.1763
SDev	.0004	.0000	.0026	.0001	.0000	.0022	.0347
%RSD	31.38	5.587	54.19	261.6	.9161	12.31	19.67
#1	.0017	-.0004	.0030	.0000	.0013	-.0162	L-.1518
#2	.0011	-.0004	.0067	-.0001	.0013	-.0193	L-.2009
Errors	LC Pass	LC Pass	LC Pass	LC Pass	LC Pass	LC Pass	LC Low
High	.0050	.0050	.0500	.0050	.0050	.0500	.0500
Low	-.0050	-.0050	-.0500	-.0050	-.0050	-.0500	-.0500

Elem	Ni2316	P_1782	2203/1	2203/2	Pd3404	S_1820	Sb2068
Units	ppm	ppm	ppm	ppm	ppm	ppm	ppm
Avge	.0005	.0126	.0015	-.0032	.0007	-.0135	-.0004
SDev	.0002	.0027	.0022	.0007	.0007	.0042	.0016
%RSD	36.48	21.22	144.1	20.93	89.77	30.68	413.4
#1	.0006	.0145	-.0000	-.0036	.0012	-.0106	.0008
#2	.0003	.0107	.0031	-.0027	.0003	-.0165	-.0015
Errors	LC Pass	LC Pass	NOCHECK	NOCHECK	LC Pass	LC Pass	LC Pass
High	.0050	.0200			.0050	.0200	.0100
Low	-.0050	-.0200			-.0050	-.0200	-.0100

Elem	Sc3613	1960/1	1960/2	Si2881	Pb220	Se196	Sn1899

010875

Units	%R	ppm	ppm	ppm	ppm	ppm	ppm
Avge	97.25	.0013	.0029	.0068	-.0016	.0024	.0028
SDev	.63	.0064	.0007	.0040	.0012	.0017	.0003
%RSD	.6496	490.4	24.55	58.16	74.12	69.71	10.48
#1	97.70	-.0032	.0034	.0040	-.0024	.0012	.0030
#2	96.80	.0058	.0024	.0096	-.0008	.0036	.0026
Errors	NOCHECK	NOCHECK	NOCHECK	LC Pass	LC Pass	LC Pass	LC Pass
High				.0100	.0050	.0050	.0050
Low				-.0100	-.0050	-.0050	-.0050

Elem	Sr4215	Th2837	Ti3372	Tl1908	U_3859	V_2924	W_2079
Units	ppm	ppm	ppm	ppm	ppm	ppm	ppm
Avge	.0001	-.0013	-.0013	.0043	.0434	.0003	.0030
SDev	.0001	.0015	.0004	.0030	.0095	.0002	.0116
%RSD	58.50	113.6	27.44	69.55	21.90	72.87	381.5
#1	.0001	-.0003	-.0016	.0064	.0501	.0005	-.0052
#2	.0001	-.0024	-.0011	.0022	.0366	.0002	H.0112
Errors	LC Pass	LC Pass	LC Pass	LC Pass	LC Pass	LC Pass	LC Pass
High	.0050	.0100	.0050	.0100	.1000	.0050	.0100
Low	-.0050	-.0100	-.0050	-.0100	-.1000	-.0050	-.0100

Elem	Y_3710	Zn2062	Zr3496
Units	ppm	ppm	ppm
Avge	.0001	-.0003	-.0001
SDev	.0001	.0004	.0000
%RSD	39.07	142.5	61.31
#1	.0002	.0000	-.0000
#2	.0001	-.0005	-.0001
Errors	LC Pass	LC Pass	LC Pass
High	.0050	.0050	.0050
Low	-.0050	-.0050	-.0050

010876

IntStd	1	2	3	4	5	6	7
Mode	*Counts	Time	NOTUSED	NOTUSED	NOTUSED	NOTUSED	NOTUSED
Elem	Sc	--	--	--	--	--	--
Wavlen	361.384	--	--	--	--	--	--
Avge	392344	10000	--	--	--	--	--
SDev	2555.484	.0000000	--	--	--	--	--
%RSD	.6513376	.0000000	--	--	--	--	--
#1	394151	10000	--	--	--	--	--
#2	390537	10000	--	--	--	--	--

Method: DAILY1 Sample Name: 297140ir df100 Operator: 010877
Run Time: 07/03/07 14:29:00
Comment:
Mode: CONC Corr. Factor: 1

Elem	Ag3280	Al3082	As1890	B_2496	Ba4934	Be3130	Bi2230
Units	ppm	ppm	ppm	ppm	ppm	ppm	ppm
Avge	-.0009	.5975	-.0068	.0053	.0011	.0002	-.0008
SDev	.0008	.0009	.0050	.0022	.0001	.0000	.0076
%RSD	90.27	.1495	73.79	42.36	10.02	.4597	940.5
#1	-.0014	.5969	-.0104	.0068	.0011	.0002	.0045
#2	-.0003	.5981	-.0033	.0037	.0012	.0002	-.0062

Elem	Ca3179	Cd2265	Co2286	Cr2677	Cu3247	Fe2714	K_7664
Units	ppm	ppm	ppm	ppm	ppm	ppm	ppm
Avge	.1695	.0001	.0001	.0006	-.0000	.3253	.1996
SDev	.0007	.0000	.0003	.0001	.0004	.0005	.0039
%RSD	.4014	12.22	346.5	21.76	110700.	.1401	1.947
#1	.1690	.0001	-.0001	.0005	-.0003	.3256	.2024
#2	.1700	.0001	.0003	.0007	.0003	.3250	.1969

Elem	La4086	Li6707	Mg2790	Mn2576	Mo2020	Na5889	Na3302
Units	ppm	ppm	ppm	ppm	ppm	ppm	ppm
Avge	.0013	-.0001	.0246	.0080	.0003	.2119	-.0026
SDev	.0002	.0000	.0025	.0000	.0001	.0005	.0603
%RSD	16.97	22.40	10.29	.0867	41.22	.2233	2354.
#1	.0015	-.0001	.0264	.0080	.0004	.2116	.0401
#2	.0012	-.0001	.0228	.0080	.0002	.2122	-.0452

Elem	Ni2316	P_1782	2203/1	2203/2	Pd3404	S_1820	Sb2068
Units	ppm	ppm	ppm	ppm	ppm	ppm	ppm
Avge	.0012	.0016	.0013	-.0012	.0005	-.0010	-.0017
SDev	.0002	.0022	.0014	.0036	.0006	.0021	.0027
%RSD	18.76	134.8	102.1	302.2	142.9	197.3	159.3
#1	.0014	.0032	.0004	.0014	.0009	.0004	-.0037
#2	.0010	.0001	.0023	-.0038	-.0000	-.0025	.0002

Elem	Sc3613	1960/1	1960/2	Si2881	Pb220	Se196	Sn1899
Units	%R	ppm	ppm	ppm	ppm	ppm	ppm
Avge	99.51	-.0092	-.0016	3.088	-.0003	-.0041	.0009
SDev	.11	.0008	.0032	.001	.0020	.0019	.0036
%RSD	.1111	8.236	200.7	.0407	560.1	46.05	412.7
#1	99.58	-.0098	.0007	3.087	.0010	-.0028	-.0017
#2	99.43	-.0087	-.0039	3.089	-.0017	-.0055	.0034

Elem	Sr4215	Th2837	Ti3372	Tl1908	U_3859	V_2924	W_2079
Units	ppm	ppm	ppm	ppm	ppm	ppm	ppm
Avge	.0008	-.0021	.0060	.0020	.0379	-.0002	-.0011
SDev	.0000	.0018	.0002	.0073	.0126	.0000	.0034
%RSD	4.427	85.84	3.644	369.2	33.19	.9615	301.3
#1	.0007	-.0008	.0058	.0071	.0290	-.0002	-.0035
#2	.0008	-.0034	.0061	-.0032	.0469	-.0002	.0013

010878

Elem	Y_3710	Zn2062	Zr3496
Units	ppm	ppm	ppm
Avge	.0002	.0045	.0016
SDev	.0000	.0002	.0003
%RSD	9.512	4.204	17.17
#1	.0002	.0046	.0014
#2	.0002	.0044	.0017

IntStd	1	2	3	4	5	6	7
Mode	*Counts	Time	NOTUSED	NOTUSED	NOTUSED	NOTUSED	NOTUSED
Elem	Sc	--	--	--	--	--	--
Wavlen	361.384	--	--	--	--	--	--
Avge	401411	10000	--	--	--	--	--
SDev	417.1930	.0000000	--	--	--	--	--
%RSD	.1039316	.0000000	--	--	--	--	--
#1	401706	10000	--	--	--	--	--
#2	401116	10000	--	--	--	--	--

Method: DAILY1 Sample Name: zzzzzz Operator:
Run Time: 07/03/07 14:33:47
Comment:
Mode: CONC Corr. Factor: 1

010879

Elem	Ag3280	Al3082	As1890	B_2496	Ba4934	Be3130	Bi2230
Units	ppm	ppm	ppm	ppm	ppm	ppm	ppm
Avge	-.0013	.0305	-.0092	.0028	-.0001	.0000	.0080
SDev	.0008	.0024	.0047	.0011	.0000	.0001	.0077
%RSD	60.88	8.045	51.13	40.30	67.47	94.02	95.86
#1	-.0019	.0322	-.0125	.0036	-.0000	.0001	.0134
#2	-.0008	.0288	-.0059	.0020	-.0001	.0000	.0026

Elem	Ca3179	Cd2265	Co2286	Cr2677	Cu3247	Fe2714	K_7664
Units	ppm	ppm	ppm	ppm	ppm	ppm	ppm
Avge	.0028	.0003	-.0004	.0004	-.0008	-.0020	.0055
SDev	.0005	.0001	.0007	.0006	.0002	.0038	.0043
%RSD	18.26	39.86	169.5	150.6	26.72	189.4	77.28
#1	.0032	.0004	-.0009	-.0000	-.0006	-.0047	.0086
#2	.0025	.0002	.0001	.0008	-.0009	.0007	.0025

Elem	La4086	Li6707	Mg2790	Mn2576	Mo2020	Na5889	Na3302
Units	ppm	ppm	ppm	ppm	ppm	ppm	ppm
Avge	.0015	-.0005	.0006	-.0001	-.0002	-.0178	-.0131
SDev	.0001	.0001	.0017	.0000	.0003	.0037	.1013
%RSD	8.767	12.46	305.9	33.66	171.8	20.76	771.5
#1	.0014	-.0005	-.0007	-.0001	.0000	-.0152	.0585
#2	.0016	-.0005	.0018	-.0001	-.0003	-.0205	-.0848

Elem	Ni2316	P_1782	2203/1	2203/2	Pd3404	S_1820	Sb2068
Units	ppm	ppm	ppm	ppm	ppm	ppm	ppm
Avge	.0008	.0045	.0024	-.0045	.0017	-.0198	-.0027
SDev	.0008	.0125	.0018	.0006	.0004	.0096	.0010
%RSD	98.25	278.5	74.16	13.10	22.86	48.51	35.82
#1	.0013	-.0043	.0012	-.0041	.0020	-.0130	-.0034
#2	.0002	.0133	.0037	-.0049	.0014	-.0266	-.0020

Elem	Sc3613	1960/1	1960/2	Si2881	Pb220	Se196	Sn1899
Units	%R	ppm	ppm	ppm	ppm	ppm	ppm
Avge	97.75	.0036	-.0022	.0181	-.0022	-.0002	-.0024
SDev	1.21	.0048	.0067	.0026	.0002	.0028	.0033
%RSD	1.239	135.2	310.3	14.49	9.488	1285.	138.4
#1	98.61	.0070	-.0069	.0200	-.0023	-.0022	-.0001
#2	96.89	.0002	.0026	.0163	-.0020	.0018	-.0048

Elem	Sr4215	Th2837	Ti3372	Tl1908	U_3859	V_2924	W_2079
Units	ppm	ppm	ppm	ppm	ppm	ppm	ppm
Avge	-.0000	-.0004	-.0013	-.0051	.0244	.0003	-.0001
SDev	.0000	.0001	.0001	.0029	.0033	.0002	.0079
%RSD	4782.	39.29	5.860	57.09	13.53	77.29	5690.
#1	-.0000	-.0005	-.0013	-.0072	.0268	.0005	-.0058
#2	.0000	-.0003	-.0012	-.0031	.0221	.0001	.0055

010880

Elem	Y_3710	Zn2062	Zr3496
Units	ppm	ppm	ppm
Avge	-.0000	-.0001	-.0000
SDev	.0001	.0002	.0001
%RSD	609.1	138.3	387.2
#1	.0000	-.0002	.0001
#2	-.0001	-.0000	-.0001

IntStd	1	2	3	4	5	6	7
Mode	*Counts	Time	NOTUSED	NOTUSED	NOTUSED	NOTUSED	NOTUSED
Elem	Sc	--	--	--	--	--	--
Wavlen	361.384	--	--	--	--	--	--
Avge	394337	10000	--	--	--	--	--
SDev	4862.066	.0000000	--	--	--	--	--
%RSD	1.232972	.0000000	--	--	--	--	--
#1	397775	10000	--	--	--	--	--
#2	390899	10000	--	--	--	--	--

Method: DAILY1 Sample Name: cri Operator:
Run Time: 07/03/07 14:38:33
Comment:
Mode: CONC Corr. Factor: 1

010881

Elem	Ag3280	Al3082	As1890	B_2496	Ba4934	Be3130	Bi2230
Units	ppm	ppm	ppm	ppm	ppm	ppm	ppm
Avge	.0186	.1328	.0192	.1045	.0207	.0099	-.0035
SDev	.0008	.0082	.0015	.0018	.0000	.0002	.0075
%RSD	4.565	6.206	7.670	1.719	.1876	1.754	211.7
#1	.0180	.1269	.0202	.1032	.0206	.0098	-.0088
#2	.0192	.1386	.0181	.1058	.0207	.0100	.0018
Errors	LC Pass	NOCHECK	LC Pass	LC Pass	LC Pass	LC Pass	NOCHECK
High	.0300		.0300	.1500	.0300	.0150	
Low	.0100		.0100	.0500	.0100	.0050	

Elem	Ca3179	Cd2265	Co2286	Cr2677	Cu3247	Fe2714	K_7664
Units	ppm	ppm	ppm	ppm	ppm	ppm	ppm
Avge	.0009	.0105	.0999	.0202	.0481	.0994	.0002
SDev	.0011	.0003	.0013	.0006	.0005	.0039	.0038
%RSD	122.4	3.034	1.306	2.918	1.092	3.901	1876.
#1	.0001	.0103	.0990	.0206	.0477	.1022	-.0025
#2	.0017	.0108	.1009	.0198	.0484	.0967	.0029
Errors	NOCHECK	LC Pass	LC Pass	LC Pass	LC Pass	LC Pass	NOCHECK
High		.0150	.1500	.0300	.0750	.1500	
Low		.0050	.0500	.0100	.0250	.0500	

Elem	La4086	Li6707	Mg2790	Mn2576	Mo2020	Na5889	Na3302
Units	ppm	ppm	ppm	ppm	ppm	ppm	ppm
Avge	.0012	.0919	-.0044	.0305	.0210	-.0214	-.1278
SDev	.0008	.0004	.0017	.0001	.0005	.0026	.1329
%RSD	70.78	.4833	38.92	.2354	2.184	12.35	104.0
#1	.0006	.0916	-.0056	.0305	.0213	-.0232	-.2217
#2	.0018	.0922	-.0032	.0306	.0206	-.0195	-.0338
Errors	NOCHECK	LC Pass	NOCHECK	LC Pass	LC Pass	NOCHECK	NOCHECK
High		.1500		.0450	.0300		
Low		.0500		.0150	.0100		

Elem	Ni2316	P_1782	2203/1	2203/2	Pd3404	S_1820	Sb2068
Units	ppm	ppm	ppm	ppm	ppm	ppm	ppm
Avge	.0789	.1138	.0070	.0041	.0015	-.0163	.1233
SDev	.0018	.0241	.0041	.0042	.0003	.0163	.0068
%RSD	2.239	21.20	58.55	101.5	17.61	99.83	5.498
#1	.0777	.0967	.0041	.0071	.0013	-.0279	.1185
#2	.0802	.1308	.0099	.0012	.0017	-.0048	.1281
Errors	LC Pass	LC Pass	NOCHECK	NOCHECK	NOCHECK	NOCHECK	LC Pass
High	.1200	.1500					.1800
Low	.0400	.0500					.0600

Elem	Sc3613	1960/1	1960/2	Si2881	Pb220	Se196	Sn1899

010882

Units	%R	ppm	ppm	ppm	ppm	ppm	ppm
Avge	96.49	.0105	.0098	.1079	.0051	.0100	.1009
SDev	.61	.0155	.0075	.0033	.0014	.0002	.0080
%RSD	.6310	146.7	76.36	3.091	28.01	1.715	7.934
#1	96.92	-.0004	.0151	.1056	.0061	.0099	.0952
#2	96.06	.0215	.0045	.1103	.0041	.0102	.1066
Errors	NOCHECK	NOCHECK	NOCHECK	LC Pass	LC Pass	LC Pass	LC Pass
High				.1500	.0090	.0150	.1500
Low				.0500	.0030	.0050	.0500

Elem	Sr4215	Th2837	Ti3372	Tl1908	U_3859	V_2924	W_2079
Units	ppm	ppm	ppm	ppm	ppm	ppm	ppm
Avge	.0215	.0001	.0184	L.0075	.2331	.1007	-.0044
SDev	.0002	.0011	.0026	.0005	.0320	.0003	.0112
%RSD	.9441	1129.	13.85	6.807	13.73	.3031	254.7
#1	.0213	.0009	.0166	L.0079	.2105	.1009	-.0124
#2	.0216	-.0007	.0202	L.0072	.2558	.1005	.0035
Errors	LC Pass	NOCHECK	LC Pass	LC Low	NOCHECK	LC Pass	NOCHECK
High	.0300		.0300	.0300		.1500	
Low	.0100		.0100	.0100		.0500	

Elem	Y_3710	Zn2062	Zr3496
Units	ppm	ppm	ppm
Avge	-.0001	.0408	.0984
SDev	.0000	.0008	.0005
%RSD	1.356	1.994	.5533
#1	-.0001	.0402	.0988
#2	-.0001	.0413	.0980
Errors	NOCHECK	LC Pass	NOCHECK
High		.0600	
Low		.0200	

010883

IntStd	1	2	3	4	5	6	7
Mode	*Counts	Time	NOTUSED	NOTUSED	NOTUSED	NOTUSED	NOTUSED
Elem	Sc	--	--	--	--	--	--
Wavlen	361.384	--	--	--	--	--	--
Avge	389312	10000	--	--	--	--	--
SDev	2441.640	.0000000	--	--	--	--	--
%RSD	.6271687	.0000000	--	--	--	--	--
#1	391038	10000	--	--	--	--	--
#2	387585	10000	--	--	--	--	--

Analysis Report 07/03/07 02:47:57 PM page 1

Method: DAILY1 Sample Name: icsa Operator:
Run Time: 07/03/07 14:43:20
Comment:
Mode: CONC Corr. Factor: 1

010884

Elem	Ag3280	Al3082	As1890	B_2496	Ba4934	Be3130	Bi2230
Units	ppm	ppm	ppm	ppm	ppm	ppm	ppm
Avge	L-.0018	522.9	L-.0064	L.0006	L.0010	L.0003	.0052
SDev	.0002	.9	.0002	.0001	.0001	.0001	.0009
%RSD	9.308	.1665	2.470	10.31	6.556	48.69	17.70
#1	L-.0019	522.2	L-.0065	L.0007	L.0010	L.0002	.0058
#2	L-.0017	523.5	L-.0063	L.0006	L.0011	L.0003	.0045
Errors	LC Low	LC Pass	LC Low	LC Low	LC Low	LC Low	NOCHECK
High	1.200	600.0	1.200	1.200	.6000	.6000	
Low	.8000	400.0	.8000	.8000	.4000	.4000	

Elem	Ca3179	Cd2265	Co2286	Cr2677	Cu3247	Fe2714	K_7664
Units	ppm	ppm	ppm	ppm	ppm	ppm	ppm
Avge	490.8	L.0024	L-.0007	L-.0003	L.0004	193.5	.0138
SDev	.2	.0011	.0010	.0006	.0003	.6	.0043
%RSD	.0461	44.44	142.2	178.6	72.32	.2870	31.21
#1	490.6	L.0016	L-.0014	L-.0007	L.0006	193.1	.0108
#2	490.9	L.0032	L.0000	L.0001	L.0002	193.9	.0169
Errors	LC Pass	LC Low	LC Low	LC Low	LC Low	LC Pass	NOCHECK
High	600.0	1.200	.6000	.6000	.6000	240.0	
Low	400.0	.8000	.4000	.4000	.4000	160.0	

Elem	La4086	Li6707	Mg2790	Mn2576	Mo2020	Na5889	Na3302
Units	ppm	ppm	ppm	ppm	ppm	ppm	ppm
Avge	.0017	L-.0004	538.1	L-.0105	L-.0008	-.0097	-.1544
SDev	.0001	.0001	1.1	.0002	.0018	.0012	.1491
%RSD	7.570	15.03	.2093	1.478	233.6	11.96	96.54
#1	.0016	L-.0004	537.4	L-.0104	L-.0020	-.0105	-.2598
#2	.0018	L-.0004	538.9	L-.0106	L.0005	-.0089	-.0490
Errors	NOCHECK	LC Low	LC Pass	LC Low	LC Low	NOCHECK	NOCHECK
High		1.200	600.0	.6000	1.200		
Low		.8000	400.0	.4000	.8000		

Elem	Ni2316	P_1782	2203/1	2203/2	Pd3404	S_1820	Sb2068
Units	ppm	ppm	ppm	ppm	ppm	ppm	ppm
Avge	L.0018	L-.0360	-.0718	.0441	.0158	-.0057	L-.0085
SDev	.0021	.0128	.0097	.0106	.0002	.0054	.0147
%RSD	116.0	35.49	13.52	24.01	1.216	95.75	172.8
#1	L.0033	L-.0450	-.0787	.0516	.0156	-.0018	L-.0189
#2	L.0003	L-.0269	-.0650	.0366	.0159	-.0095	L.0019
Errors	LC Low	LC Low	NOCHECK	NOCHECK	NOCHECK	NOCHECK	LC Low
High	1.200	1.200					1.200
Low	.8000	.8000					.8000

Elem	Sc3613	1960/1	1960/2	Si2881	Pb220	Se196	Sn1899

010885

Units	%R	ppm	ppm	ppm	ppm	ppm	ppm
Avge	86.05	-.0232	.0230	.0017	L.0055	L.0076	L-.0061
SDev	.34	.0114	.0033	.0027	.0038	.0016	.0041
%RSD	.3941	49.25	14.35	156.4	69.90	21.08	67.66
#1	86.29	-.0313	.0254	-.0002	L.0082	L.0065	L-.0090
#2	85.81	-.0151	.0207	.0037	L.0028	L.0088	L-.0032
Errors	NOCHECK	NOCHECK	NOCHECK	NOCHECK	LC Low	LC Low	LC Low
High					1.200	1.200	1.200
Low					.8000	.8000	.8000

Elem	Sr4215	Th2837	Ti3372	Tl1908	U_3859	V_2924	W_2079
Units	ppm	ppm	ppm	ppm	ppm	ppm	ppm
Avge	L-.0021	-.0323	L-.0007	L.1432	.0518	L-.0021	-.0061
SDev	.0001	.0072	.0006	.0134	.0260	.0003	.0125
%RSD	3.740	22.27	85.26	9.353	50.08	13.01	206.8
#1	L-.0021	-.0272	L-.0011	L.1527	.0335	L-.0023	-.0149
#2	L-.0020	-.0374	L-.0003	L.1337	.0702	L-.0019	.0028
Errors	LC Low	NOCHECK	LC Low	LC Low	NOCHECK	LC Low	NOCHECK
High	1.200		1.200	1.200		.6000	
Low	.8000		.8000	.8000		.4000	

Elem	Y_3710	Zn2062	Zr3496
Units	ppm	ppm	ppm
Avge	-.0004	L-.0134	.0062
SDev	.0001	.0027	.0001
%RSD	18.83	20.24	.8652
#1	-.0004	L-.0154	.0061
#2	-.0005	L-.0115	.0062
Errors	NOCHECK	LC Low	NOCHECK
High		1.200	
Low		.8000	

010886

IntStd	1	2	3	4	5	6	7
Mode	*Counts	Time	NOTUSED	NOTUSED	NOTUSED	NOTUSED	NOTUSED
Elem	Sc	--	--	--	--	--	--
Wavlen	361.384	--	--	--	--	--	--
Avge	347307	10000	--	--	--	--	--
SDev	1349.160	.0000000	--	--	--	--	--
%RSD	.3884632	.0000000	--	--	--	--	--
#1	348261	10000	--	--	--	--	--
#2	346353	10000	--	--	--	--	--

Analysis Report 07/03/07 02:52:44 PM page 1

Method: DAILY1 Sample Name: icsab Operator:
Run Time: 07/03/07 14:48:08
Comment:
Mode: CONC Corr. Factor: 1

010887

Elem	Ag3280	Al3082	As1890	B_2496	Ba4934	Be3130	Bi2230
Units	ppm	ppm	ppm	ppm	ppm	ppm	ppm
Avge	1.096	523.3	1.133	1.126	.5350	.5161	.0056
SDev	.004	1.2	.009	.000	.0049	.0067	.0128
%RSD	.3437	.2253	.8169	.0434	.9178	1.291	227.2
#1	1.099	524.1	1.139	1.126	.5315	.5113	.0147
#2	1.093	522.5	1.126	1.126	.5384	.5208	-.0034
Errors	NOCHECK	LC Pass	NOCHECK	NOCHECK	NOCHECK	NOCHECK	NOCHECK
High		600.0					
Low		400.0					

Elem	Ca3179	Cd2265	Co2286	Cr2677	Cu3247	Fe2714	K_7664
Units	ppm	ppm	ppm	ppm	ppm	ppm	ppm
Avge	491.7	1.021	.5040	.5132	.5444	193.3	.0144
SDev	2.4	.007	.0001	.0012	.0003	.3	.0007
%RSD	.4874	.6595	.0123	.2288	.0610	.1682	4.876
#1	493.4	1.016	.5041	.5140	.5447	193.5	.0149
#2	490.0	1.026	.5040	.5123	.5442	193.1	.0139
Errors	LC Pass	NOCHECK	NOCHECK	NOCHECK	NOCHECK	LC Pass	NOCHECK
High	600.0					240.0	
Low	400.0					160.0	

Elem	La4086	Li6707	Mg2790	Mn2576	Mo2020	Na5889	Na3302
Units	ppm	ppm	ppm	ppm	ppm	ppm	ppm
Avge	.0021	1.110	539.5	.5078	1.076	-.0080	-.0958
SDev	.0003	.003	2.3	.0024	.001	.0000	.1717
%RSD	13.63	.2286	.4233	.4699	.0905	.5576	179.2
#1	.0019	1.112	541.2	.5095	1.077	-.0081	.0256
#2	.0023	1.109	537.9	.5061	1.076	-.0080	-.2172
Errors	NOCHECK	NOCHECK	LC Pass	NOCHECK	NOCHECK	NOCHECK	NOCHECK
High			600.0				
Low			400.0				

Elem	Ni2316	P_1782	2203/1	2203/2	Pd3404	S_1820	Sb2068
Units	ppm	ppm	ppm	ppm	ppm	ppm	ppm
Avge	.9464	1.087	.9917	1.033	.0140	.0135	1.109
SDev	.0195	.004	.0126	.004	.0041	.0042	.005
%RSD	2.062	.3983	1.271	.3990	29.16	31.35	.4602
#1	.9326	1.090	1.001	1.030	.0168	.0164	1.112
#2	.9602	1.084	.9828	1.036	.0111	.0105	1.105
Errors	NOCHECK	NOCHECK	NOCHECK	NOCHECK	NOCHECK	NOCHECK	NOCHECK
High							
Low							

Elem	Sc3613	1960/1	1960/2	Si2881	Pb220	Se196	Sn1899

010888

Units	%R	ppm	ppm	ppm	ppm	ppm	ppm
Avge	84.40	1.101	1.052	1.078	1.018	1.068	1.074
SDev	.02	.007	.006	.008	.001	.007	.010
%RSD	.0248	.6381	.6089	.6985	.1428	.6189	.9059
#1	84.41	1.096	1.048	1.084	1.019	1.063	1.081
#2	84.38	1.106	1.057	1.073	1.017	1.072	1.067
Errors	NOCHECK	NOCHECK	NOCHECK	NOCHECK	NOCHECK	NOCHECK	NOCHECK
High							
Low							

Elem	Sr4215	Th2837	Ti3372	Tl1908	U_3859	V_2924	W_2079
Units	ppm	ppm	ppm	ppm	ppm	ppm	ppm
Avge	1.047	-.0278	1.033	1.285	1.091	.5232	.0107
SDev	.002	.0026	.001	.015	.006	.0003	.0082
%RSD	.2030	9.292	.0579	1.142	.5402	.0660	76.81
#1	1.045	-.0259	1.034	1.275	1.087	.5229	.0166
#2	1.048	-.0296	1.033	1.295	1.095	.5234	.0049
Errors	NOCHECK	NOCHECK	NOCHECK	NOCHECK	NOCHECK	NOCHECK	NOCHECK
High							
Low							

Elem	Y_3710	Zn2062	Zr3496
Units	ppm	ppm	ppm
Avge	-.0005	1.006	1.023
SDev	.0001	.007	.006
%RSD	11.57	.7027	.6284
#1	-.0005	1.011	1.019
#2	-.0006	1.001	1.028
Errors	NOCHECK	NOCHECK	NOCHECK
High			
Low			

010889

IntStd	1	2	3	4	5	6	7
Mode	*Counts	Time	NOTUSED	NOTUSED	NOTUSED	NOTUSED	NOTUSED
Elem	Sc	--	--	--	--	--	--
Wavlen	361.384	--	--	--	--	--	--
Avge	340661	10000	--	--	--	--	--
SDev	62.22539	.0000000	--	--	--	--	--
%RSD	.0182661	.0000000	--	--	--	--	--
#1	340705	10000	--	--	--	--	--
#2	340617	10000	--	--	--	--	--

Analysis Report 07/03/07 02:57:31 PM page 1

Method: DAILY1 Sample Name: ccv4 Operator:

Run Time: 07/03/07 14:52:55

010890

Comment:

Mode: CONC Corr. Factor: 1

Elem	Ag3280	Al3082	As1890	B_2496	Ba4934	Be3130	Bi2230
Units	ppm	ppm	ppm	ppm	ppm	ppm	ppm
Avge	.9908	9.976	5.334	5.182	10.09	1.047	5.085
SDev	.0034	.025	.021	.006	.05	.009	.011
%RSD	.3436	.2503	.3882	.1140	.5151	.8140	.2216
#1	.9932	9.993	5.349	5.178	10.06	1.053	5.077
#2	.9883	9.958	5.319	5.186	10.13	1.041	5.093
Errors	LC Pass	LC Pass	LC Pass	LC Pass	LC Pass	LC Pass	LC Pass
High	1.100	11.00	5.500	5.500	11.00	1.100	5.500
Low	.9000	9.000	4.500	4.500	9.000	.9000	4.500

Elem	Ca3179	Cd2265	Co2286	Cr2677	Cu3247	Fe2714	K_7664
Units	ppm	ppm	ppm	ppm	ppm	ppm	ppm
Avge	20.36	1.021	5.093	2.012	2.013	10.14	18.39
SDev	.07	.001	.021	.008	.003	.03	.08
%RSD	.3501	.1072	.4048	.4199	.1260	.2739	.4088
#1	20.41	1.020	5.108	2.018	2.015	10.16	18.44
#2	20.31	1.022	5.079	2.006	2.011	10.12	18.33
Errors	LC Pass	LC Pass	LC Pass	LC Pass	LC Pass	LC Pass	LC Pass
High	22.00	1.100	5.500	2.200	2.200	11.00	22.00
Low	18.00	.9000	4.500	1.800	1.800	9.000	18.00

Elem	La4086	Li6707	Mg2790	Mn2576	Mo2020	Na5889	Na3302
Units	ppm	ppm	ppm	ppm	ppm	ppm	ppm
Avge	4.967	5.013	20.37	1.033	5.227	H41.38	28.92
SDev	.009	.009	.04	.003	.002	.12	.36
%RSD	.1873	.1894	.2075	.2943	.0355	.3010	1.235
#1	4.961	5.020	20.40	1.035	5.226	H41.46	29.17
#2	4.974	5.006	20.34	1.031	5.229	H41.29	28.66
Errors	LC Pass	LC Pass	LC Pass	LC Pass	LC Pass	LC High	LC Pass
High	5.500	5.500	22.00	1.100	5.500	33.00	33.00
Low	4.500	4.500	18.00	.9000	4.500	27.00	27.00

Elem	Ni2316	P_1782	2203/1	2203/2	Pd3404	S_1820	Sb2068
Units	ppm	ppm	ppm	ppm	ppm	ppm	ppm
Avge	4.905	5.368	5.114	4.730	.9952	1.037	1.029
SDev	.044	.015	.033	.042	.0009	.024	.001
%RSD	.9033	.2762	.6449	.8980	.0863	2.302	.0941
#1	4.873	5.379	5.091	4.760	.9946	1.054	1.028
#2	4.936	5.358	5.137	4.700	.9958	1.020	1.029
Errors	LC Pass	LC Pass	NOCHECK	NOCHECK	LC Pass	LC Pass	LC Pass
High	5.500	5.500			1.100	1.100	1.100
Low	4.500	4.500			.9000	.9000	.9000

Elem	Sc3613	1960/1	1960/2	Si2881	Pb220	Se196	Sn1899

010891

Units	%R	ppm	ppm	ppm	ppm	ppm	ppm
Avge	95.19	5.463	5.015	5.143	4.853	5.159	5.133
SDev	2.90	.028	.013	.017	.017	.001	.015
%RSD	3.042	.5093	.2590	.3303	.3566	.0119	.2982
#1	97.23	5.443	5.024	5.155	4.866	5.159	5.122
#2	93.14	5.483	5.006	5.131	4.841	5.160	5.144
Errors	NOCHECK	NOCHECK	NOCHECK	LC Pass	LC Pass	LC Pass	LC Pass
High				5.500	5.500	5.500	5.500
Low				4.500	4.500	4.500	4.500

Elem	Sr4215	Th2837	Ti3372	Tl1908	U_3859	V_2924	W_2079
Units	ppm	ppm	ppm	ppm	ppm	ppm	ppm
Avge	4.999	1.016	5.034	5.423	.9835	5.118	1.076
SDev	.006	.008	.021	.007	.0226	.022	.005
%RSD	.1233	.7424	.4097	.1258	2.302	.4287	.5090
#1	4.995	1.022	5.049	5.428	.9675	5.134	1.072
#2	5.003	1.011	5.020	5.418	.9995	5.103	1.080
Errors	LC Pass	LC Pass	LC Pass	LC Pass	LC Pass	LC Pass	LC Pass
High	5.500	1.100	5.500	5.500	1.100	5.500	1.100
Low	4.500	.9000	4.500	4.500	.9000	4.500	.9000

Elem	Y_3710	Zn2062	Zr3496
Units	ppm	ppm	ppm
Avge	5.018	1.034	4.988
SDev	.002	.001	.021
%RSD	.0357	.0608	.4190
#1	5.017	1.033	5.003
#2	5.019	1.034	4.973
Errors	LC Pass	LC Pass	LC Pass
High	5.500	1.100	5.500
Low	4.500	.9000	4.500

010892

IntStd	1	2	3	4	5	6	7
Mode	*Counts	Time	NOTUSED	NOTUSED	NOTUSED	NOTUSED	NOTUSED
Elem	Sc	--	--	--	--	--	--
Wavlen	361.384	--	--	--	--	--	--
Avge	384036	10000	--	--	--	--	--
SDev	11615.64	.0000000	--	--	--	--	--
%RSD	3.024620	.0000000	--	--	--	--	--
#1	392250	10000	--	--	--	--	--
#2	375823	10000	--	--	--	--	--

Method: DAILY1 Sample Name: ccb4 Operator: 010893
Run Time: 07/03/07 14:57:42
Comment:
Mode: CONC Corr. Factor: 1

Elem	Ag3280	Al3082	As1890	B_2496	Ba4934	Be3130	Bi2230
Units	ppm	ppm	ppm	ppm	ppm	ppm	ppm
Avge	-.0021	.0391	-.0005	.0115	.0003	.0001	.0025
SDev	.0006	.0009	.0046	.0030	.0000	.0000	.0024
%RSD	29.03	2.253	862.7	25.95	11.83	1.259	97.20
#1	-.0025	.0385	-.0038	.0136	.0002	.0001	.0008
#2	-.0016	.0397	.0027	.0094	.0003	.0001	.0042
Errors	LC Pass	LC Pass	LC Pass	LC Pass	LC Pass	LC Pass	LC Pass
High	.0050	.0500	.0050	.0500	.0050	.0050	.0100
Low	-.0050	-.0500	-.0050	-.0500	-.0050	-.0050	-.0100

Elem	Ca3179	Cd2265	Co2286	Cr2677	Cu3247	Fe2714	K_7664
Units	ppm	ppm	ppm	ppm	ppm	ppm	ppm
Avge	.0054	-.0000	.0003	.0005	-.0003	.0021	.0066
SDev	.0007	.0002	.0001	.0006	.0006	.0002	.0080
%RSD	13.05	4427.	22.13	123.5	220.1	9.642	120.8
#1	.0059	-.0002	.0003	.0009	.0001	.0019	.0123
#2	.0049	.0002	.0004	.0001	-.0007	.0022	.0010
Errors	LC Pass	LC Pass	LC Pass	LC Pass	LC Pass	LC Pass	LC Pass
High	.0500	.0050	.0050	.0050	.0050	.0500	.1000
Low	-.0500	-.0050	-.0050	-.0050	-.0050	-.0500	-.1000

Elem	La4086	Li6707	Mg2790	Mn2576	Mo2020	Na5889	Na3302
Units	ppm	ppm	ppm	ppm	ppm	ppm	ppm
Avge	.0007	-.0005	.0043	-.0001	.0023	-.0201	L-.0740
SDev	.0005	.0001	.0036	.0000	.0008	.0006	.0219
%RSD	76.26	19.26	83.41	76.18	35.39	2.904	29.62
#1	.0010	-.0004	.0068	-.0000	.0029	-.0197	L-.0895
#2	.0003	-.0005	.0018	-.0001	.0017	-.0206	L-.0585
Errors	LC Pass	LC Pass	LC Pass	LC Pass	LC Pass	LC Pass	LC Low
High	.0050	.0050	.0500	.0050	.0050	.0500	.0500
Low	-.0050	-.0050	-.0500	-.0050	-.0050	-.0500	-.0500

Elem	Ni2316	P_1782	2203/1	2203/2	Pd3404	S_1820	Sb2068
Units	ppm	ppm	ppm	ppm	ppm	ppm	ppm
Avge	.0011	.0147	.0048	-.0008	-.0003	-.0096	-.0039
SDev	.0008	.0037	.0125	.0025	.0039	.0018	.0007
%RSD	67.40	24.90	259.1	325.2	1297.	18.98	17.31
#1	.0017	.0121	-.0040	.0010	.0024	-.0109	-.0044
#2	.0006	.0172	.0137	-.0025	-.0030	-.0083	-.0034
Errors	LC Pass	LC Pass	NOCHECK	NOCHECK	LC Pass	LC Pass	LC Pass
High	.0050	.0200			.0050	.0200	.0100
Low	-.0050	-.0200			-.0050	-.0200	-.0100

Elem	Sc3613	1960/1	1960/2	Si2881	Pb220	Se196	Sn1899

010894

Units	%R	ppm	ppm	ppm	ppm	ppm	ppm
Avge	94.62	.0104	.0013	.0042	.0011	.0043	.0003
SDev	.20	.0146	.0073	.0003	.0025	.0000	.0034
%RSD	.2157	140.5	573.7	7.654	228.6	.9691	1205.
#1	94.48	.0001	.0065	.0039	-.0007	.0044	.0027
#2	94.76	.0206	-.0039	.0044	.0029	.0043	-.0021
Errors	NOCHECK	NOCHECK	NOCHECK	LC Pass	LC Pass	LC Pass	LC Pass
High				.0100	.0050	.0050	.0050
Low				-.0100	-.0050	-.0050	-.0050

Elem	Sr4215	Th2837	Ti3372	Tl1908	U_3859	V_2924	W_2079
Units	ppm	ppm	ppm	ppm	ppm	ppm	ppm
Avge	.0001	-.0015	-.0022	H.0143	.0232	.0005	.0037
SDev	.0001	.0026	.0014	.0118	.0170	.0005	.0013
%RSD	88.82	173.2	63.96	82.84	73.28	99.72	33.97
#1	.0000	.0003	-.0032	H.0227	.0352	.0008	.0028
#2	.0001	-.0033	-.0012	.0059	.0112	.0001	.0046
Errors	LC Pass	LC Pass	LC Pass	LC High	LC Pass	LC Pass	LC Pass
High	.0050	.0100	.0050	.0100	.1000	.0050	.0100
Low	-.0050	-.0100	-.0050	-.0100	-.1000	-.0050	-.0100

Elem	Y_3710	Zn2062	Zr3496
Units	ppm	ppm	ppm
Avge	.0001	-.0003	-.0000
SDev	.0000	.0015	.0008
%RSD	12.90	562.6	2059.
#1	.0001	.0008	.0005
#2	.0002	-.0014	-.0006
Errors	LC Pass	LC Pass	LC Pass
High	.0050	.0050	.0050
Low	-.0050	-.0050	-.0050

010895

IntStd	1	2	3	4	5	6	7
Mode	*Counts	Time	NOTUSED	NOTUSED	NOTUSED	NOTUSED	NOTUSED
Elem	Sc	--	--	--	--	--	--
Wavlen	361.384	--	--	--	--	--	--
Avge	381736	10000	--	--	--	--	--
SDev	826.6078	.0000000	--	--	--	--	--
%RSD	.2165394	.0000000	--	--	--	--	--
#1	381151	10000	--	--	--	--	--
#2	382320	10000	--	--	--	--	--

Method: DAILY1 Sample Name: pbw-f28e2 df10 Operator:
Run Time: 07/03/07 15:02:29
Comment:
Mode: CONC Corr. Factor: 1

010896

Elem	Ag3280	Al3082	As1890	B_2496	Ba4934	Be3130	Bi2230
Units	ppm	ppm	ppm	ppm	ppm	ppm	ppm
Avge	-.0013	.0528	-.0020	.0022	.0009	.0002	.0022
SDev	.0003	.0079	.0049	.0002	.0012	.0001	.0025
%RSD	23.63	14.95	249.3	11.08	133.1	56.35	114.1
#1	-.0011	.0584	.0015	.0020	.0018	.0003	.0004
#2	-.0015	.0472	-.0054	.0024	.0001	.0001	.0039

Elem	Ca3179	Cd2265	Co2286	Cr2677	Cu3247	Fe2714	K_7664
Units	ppm	ppm	ppm	ppm	ppm	ppm	ppm
Avge	.0146	.0002	.0005	-.0003	-.0001	.0064	.0050
SDev	.0125	.0003	.0002	.0004	.0004	.0110	.0058
%RSD	85.35	130.9	42.17	131.1	272.7	172.0	116.5
#1	.0234	.0004	.0007	-.0000	.0001	-.0014	.0090
#2	.0058	.0000	.0004	-.0006	-.0004	.0142	.0009

Elem	La4086	Li6707	Mg2790	Mn2576	Mo2020	Na5889	Na3302
Units	ppm	ppm	ppm	ppm	ppm	ppm	ppm
Avge	.0009	-.0000	.0178	.0000	.0016	-.0201	-.3068
SDev	.0005	.0006	.0155	.0000	.0019	.0030	.0779
%RSD	54.12	5593.	87.05	1.451	115.1	14.80	25.39
#1	.0012	.0004	.0287	.0000	.0030	-.0180	-.3619
#2	.0006	-.0004	.0068	.0000	.0003	-.0222	-.2517

Elem	Ni2316	P_1782	2203/1	2203/2	Pd3404	S_1820	Sb2068
Units	ppm	ppm	ppm	ppm	ppm	ppm	ppm
Avge	-.0002	.0026	.0026	-.0034	-.0004	-.0080	-.0024
SDev	.0013	.0046	.0063	.0035	.0007	.0117	.0005
%RSD	893.2	174.5	248.3	102.4	166.5	145.6	21.10
#1	.0008	.0058	-.0019	-.0009	.0001	.0002	-.0027
#2	-.0011	-.0006	.0070	-.0059	-.0009	-.0163	-.0020

Elem	Sc3613	1960/1	1960/2	Si2881	Pb220	Se196	Sn1899
Units	%R	ppm	ppm	ppm	ppm	ppm	ppm
Avge	92.60	-.0051	.0039	.3782	-.0014	.0009	-.0002
SDev	.05	.0078	.0056	.0098	.0002	.0011	.0003
%RSD	.0497	151.5	141.1	2.598	14.79	118.2	156.6
#1	92.57	-.0106	.0079	.3851	-.0013	.0017	-.0005
#2	92.64	.0004	.0000	.3712	-.0016	.0002	.0000

Elem	Sr4215	Th2837	Ti3372	Tl1908	U_3859	V_2924	W_2079
Units	ppm	ppm	ppm	ppm	ppm	ppm	ppm
Avge	.0005	-.0018	-.0008	-.0070	.0142	.0005	.0037
SDev	.0006	.0012	.0004	.0160	.0001	.0010	.0024
%RSD	133.9	67.25	51.03	228.3	.4031	209.9	63.63
#1	.0009	-.0009	-.0011	-.0183	.0143	.0012	.0054
#2	.0000	-.0026	-.0005	.0043	.0142	-.0002	.0020

010897

Elem	Y_3710	Zn2062	Zr3496
Units	ppm	ppm	ppm
Avge	.0005	.0006	.0084
SDev	.0006	.0004	.0034
%RSD	135.3	70.66	40.66
#1	.0009	.0008	.0108
#2	.0000	.0003	.0060

IntStd	1	2	3	4	5	6	7
Mode	*Counts	Time	NOTUSED	NOTUSED	NOTUSED	NOTUSED	NOTUSED
Elem	Sc	--	--	--	--	--	--
Wavlen	361.384	--	--	--	--	--	--
Avge	373641	10000	--	--	--	--	--
SDev	165.4630	.0000000	--	--	--	--	--
%RSD	.0442840	.0000000	--	--	--	--	--
#1	373524	10000	--	--	--	--	--
#2	373758	10000	--	--	--	--	--

Method: DAILY1 Sample Name: pbw-f28e3 df10 Operator:
Run Time: 07/03/07 15:07:16
Comment:
Mode: CONC Corr. Factor: 1

010898

Elem	Ag3280	Al3082	As1890	B_2496	Ba4934	Be3130	Bi2230
Units	ppm	ppm	ppm	ppm	ppm	ppm	ppm
Avge	-.0006	.0363	-.0075	-.0004	.0000	.0001	.0008
SDev	.0017	.0089	.0080	.0020	.0000	.0001	.0165
%RSD	275.9	24.50	105.4	447.6	79.54	70.89	2164.
#1	-.0018	.0300	-.0132	-.0018	.0000	.0000	-.0109
#2	.0006	.0426	-.0019	.0009	.0001	.0001	.0125

Elem	Ca3179	Cd2265	Co2286	Cr2677	Cu3247	Fe2714	K_7664
Units	ppm	ppm	ppm	ppm	ppm	ppm	ppm
Avge	.0052	-.0004	-.0011	.0001	.0003	-.0077	-.0058
SDev	.0039	.0008	.0017	.0002	.0000	.0018	.0110
%RSD	75.19	229.7	150.1	206.5	7.813	23.73	189.2
#1	.0024	-.0009	-.0023	-.0000	.0003	-.0090	-.0136
#2	.0080	.0002	.0001	.0003	.0003	-.0064	.0020

Elem	La4086	Li6707	Mg2790	Mn2576	Mo2020	Na5889	Na3302
Units	ppm	ppm	ppm	ppm	ppm	ppm	ppm
Avge	.0005	-.0005	.0009	-.0001	.0022	-.0209	-.3080
SDev	.0015	.0001	.0204	.0001	.0007	.0075	.1473
%RSD	310.2	16.30	2181.	220.0	31.53	35.87	47.83
#1	-.0006	-.0006	-.0135	-.0001	.0027	-.0262	-.4122
#2	.0016	-.0005	.0154	.0000	.0017	-.0156	-.2038

Elem	Ni2316	P_1782	2203/1	2203/2	Pd3404	S_1820	Sb2068
Units	ppm	ppm	ppm	ppm	ppm	ppm	ppm
Avge	.0007	.0088	.0007	.0001	-.0021	-.0153	-.0085
SDev	.0016	.0172	.0100	.0083	.0050	.0338	.0085
%RSD	240.3	195.6	1492.	9729.	238.5	221.0	100.2
#1	-.0005	-.0034	-.0064	.0059	-.0057	-.0392	-.0146
#2	.0019	.0210	.0077	-.0058	.0014	.0086	-.0025

Elem	Sc3613	1960/1	1960/2	Si2881	Pb220	Se196	Sn1899
Units	%R	ppm	ppm	ppm	ppm	ppm	ppm
Avge	94.89	-.0190	.0032	.2969	.0003	-.0042	-.0096
SDev	1.31	.0235	.0093	.0355	.0022	.0016	.0077
%RSD	1.376	123.7	291.7	11.97	773.7	39.07	79.68
#1	93.97	-.0356	.0098	.2718	.0018	-.0053	-.0151
#2	95.82	-.0024	-.0034	.3221	-.0013	-.0030	-.0042

Elem	Sr4215	Th2837	Ti3372	Tl1908	U_3859	V_2924	W_2079
Units	ppm	ppm	ppm	ppm	ppm	ppm	ppm
Avge	.0000	-.0016	-.0043	-.0091	.0023	-.0000	-.0027
SDev	.0001	.0012	.0057	.0190	.0510	.0002	.0073
%RSD	1494.	72.31	132.8	208.8	2216.	1184.	265.7
#1	-.0001	-.0008	-.0083	-.0226	-.0338	-.0002	-.0079
#2	.0001	-.0025	-.0003	.0043	.0384	.0002	.0024

010899

Elem	Y_3710	Zn2062	Zr3496
Units	ppm	ppm	ppm
Avge	-.0000	-.0001	.0036
SDev	.0000	.0006	.0003
%RSD	46.20	421.9	8.357
#1	-.0001	-.0005	.0034
#2	-.0000	.0003	.0039

IntStd	1	2	3	4	5	6	7
Mode	*Counts	Time	NOTUSED	NOTUSED	NOTUSED	NOTUSED	NOTUSED
Elem	Sc	--	--	--	--	--	--
Wavlen	361.384	--	--	--	--	--	--
Avge	382868	10000	--	--	--	--	--
SDev	5253.096	.0000000	--	--	--	--	--
%RSD	1.372040	.0000000	--	--	--	--	--
#1	379153	10000	--	--	--	--	--
#2	386582	10000	--	--	--	--	--

Analysis Report 07/03/07 03:16:40 PM page 1

Method: DAILY1 Sample Name: srm-278r-1 df10 Operator:
Run Time: 07/03/07 15:12:03
Comment:
Mode: CONC Corr. Factor: 1

010900

Elem	Ag3280	Al3082	As1890	B_2496	Ba4934	Be3130	Bi2230
Units	ppm	ppm	ppm	ppm	ppm	ppm	ppm
Avge	-.0002	7.195	-.0057	.0026	.0915	.0004	.0063
SDev	.0009	.004	.0092	.0003	.0008	.0000	.0080
%RSD	402.4	.0492	161.9	10.40	.8903	1.686	127.4
#1	.0004	7.192	.0008	.0024	.0920	.0003	.0119
#2	-.0009	7.197	-.0122	.0028	.0909	.0004	.0006

Elem	Ca3179	Cd2265	Co2286	Cr2677	Cu3247	Fe2714	K_7664
Units	ppm	ppm	ppm	ppm	ppm	ppm	ppm
Avge	.7438	.0002	.0002	.0006	-.0004	1.511	2.356
SDev	.0013	.0001	.0004	.0001	.0003	.003	.005
%RSD	.1776	51.51	202.6	12.76	80.61	.1710	.2311
#1	.7428	.0003	.0005	.0007	-.0007	1.510	2.360
#2	.7447	.0001	-.0001	.0006	-.0002	1.513	2.352

Elem	La4086	Li6707	Mg2790	Mn2576	Mo2020	Na5889	Na3302
Units	ppm	ppm	ppm	ppm	ppm	ppm	ppm
Avge	.0020	.0040	.1542	.0420	-.0026	4.088	2.911
SDev	.0001	.0001	.0010	.0000	.0011	.002	.041
%RSD	4.907	1.216	.6735	.0828	42.61	.0540	1.422
#1	.0020	.0040	.1535	.0420	-.0018	4.089	2.940
#2	.0021	.0039	.1550	.0419	-.0034	4.086	2.882

Elem	Ni2316	P_1782	2203/1	2203/2	Pd3404	S_1820	Sb2068
Units	ppm	ppm	ppm	ppm	ppm	ppm	ppm
Avge	.0006	.0334	.0035	-.0031	.0016	-.0062	.0008
SDev	.0000	.0014	.0012	.0014	.0004	.0063	.0008
%RSD	1.790	4.229	33.98	44.46	24.32	101.9	97.56
#1	.0006	.0344	.0044	-.0021	.0018	-.0017	.0014
#2	.0006	.0324	.0027	-.0040	.0013	-.0106	.0003

Elem	Sc3613	1960/1	1960/2	Si2881	Pb220	Se196	Sn1899
Units	%R	ppm	ppm	ppm	ppm	ppm	ppm
Avge	119.4	.0040	-.0026	34.22	-.0009	-.0004	.0008
SDev	.8	.0045	.0003	.00	.0013	.0013	.0046
%RSD	.6854	112.3	12.63	.0038	149.1	314.9	558.7
#1	120.0	.0071	-.0029	34.23	.0000	.0005	-.0024
#2	118.8	.0008	-.0024	34.22	-.0018	-.0013	.0041

Elem	Sr4215	Th2837	Ti3372	Tl1908	U_3859	V_2924	W_2079
Units	ppm	ppm	ppm	ppm	ppm	ppm	ppm
Avge	.0065	-.0015	.1461	.0025	.0368	.0013	-.0043
SDev	.0001	.0043	.0001	.0085	.0022	.0002	.0025
%RSD	.7309	296.5	.0780	338.7	5.907	14.65	59.65
#1	.0066	.0016	.1462	.0086	.0384	.0014	-.0025
#2	.0065	-.0045	.1460	-.0035	.0353	.0012	-.0061

010901

Elem	Y_3710	Zn2062	Zr3496
Units	ppm	ppm	ppm
Avge	.0027	.0051	.0313
SDev	.0000	.0007	.0005
%RSD	.6438	14.44	1.673
#1	.0027	.0056	.0309
#2	.0028	.0045	.0316

IntStd	1	2	3	4	5	6	7
Mode	*Counts	Time	NOTUSED	NOTUSED	NOTUSED	NOTUSED	NOTUSED
Elem	Sc	--	--	--	--	--	--
Wavlen	361.384	--	--	--	--	--	--
Avge	481398	10000	--	--	--	--	--
SDev	3274.612	.0000000	--	--	--	--	--
%RSD	.6802303	.0000000	--	--	--	--	--
#1	483713	10000	--	--	--	--	--
#2	479082	10000	--	--	--	--	--

Method: DAILY1 Sample Name: srm-688r-1 df10 Operator:
Run Time: 07/03/07 15:16:50
Comment:
Mode: CONC Corr. Factor: 1

010902

Elem	Ag3280	Al3082	As1890	B_2496	Ba4934	Be3130	Bi2230
Units	ppm	ppm	ppm	ppm	ppm	ppm	ppm
Avge	-.0005	4.812	-.0063	.0015	.0015	.0002	.0103
SDev	.0008	.022	.0017	.0016	.0001	.0000	.0008
%RSD	169.1	.4556	27.19	107.4	3.596	2.150	7.929
#1	.0001	4.827	-.0051	.0026	.0015	.0002	.0097
#2	-.0010	4.796	-.0075	.0004	.0014	.0002	.0109

Elem	Ca3179	Cd2265	Co2286	Cr2677	Cu3247	Fe2714	K_7664
Units	ppm	ppm	ppm	ppm	ppm	ppm	ppm
Avge	2.841	.0003	.0059	.0369	.0096	7.643	.0902
SDev	.004	.0003	.0004	.0005	.0001	.036	.0134
%RSD	.1387	90.37	7.659	1.248	.5556	.4656	14.84
#1	2.843	.0001	.0056	.0372	.0096	7.669	.0996
#2	2.838	.0006	.0062	.0366	.0095	7.618	.0807

Elem	La4086	Li6707	Mg2790	Mn2576	Mo2020	Na5889	Na3302
Units	ppm	ppm	ppm	ppm	ppm	ppm	ppm
Avge	.0013	.0001	2.423	.1469	-.0019	.7257	.5836
SDev	.0006	.0001	.013	.0001	.0005	.0003	.2500
%RSD	43.34	70.98	.5185	.0370	24.09	.0457	42.84
#1	.0017	.0001	2.432	.1469	-.0016	.7259	.7604
#2	.0009	.0000	2.415	.1470	-.0022	.7255	.4068

Elem	Ni2316	P_1782	2203/1	2203/2	Pd3404	S_1820	Sb2068
Units	ppm	ppm	ppm	ppm	ppm	ppm	ppm
Avge	.0186	.0872	.0028	-.0020	.0012	.0015	.0022
SDev	.0017	.0040	.0009	.0003	.0006	.0167	.0026
%RSD	8.978	4.596	31.71	16.03	52.13	1129.	119.5
#1	.0198	.0844	.0035	-.0017	.0016	.0132	.0040
#2	.0174	.0900	.0022	-.0022	.0008	-.0103	.0003

Elem	Sc3613	1960/1	1960/2	Si2881	Pb220	Se196	Sn1899
Units	%R	ppm	ppm	ppm	ppm	ppm	ppm
Avge	98.05	.0019	-.0007	25.08	-.0004	.0002	.0005
SDev	.50	.0218	.0021	.01	.0005	.0058	.0031
%RSD	.5133	1134.	322.8	.0492	140.6	2629.	690.9
#1	98.40	-.0135	.0009	25.08	-.0000	-.0039	.0027
#2	97.69	.0174	-.0022	25.07	-.0007	.0044	-.0018

Elem	Sr4215	Th2837	Ti3372	Tl1908	U_3859	V_2924	W_2079
Units	ppm	ppm	ppm	ppm	ppm	ppm	ppm
Avge	.0061	-.0019	.8069	-.0025	.0383	.0289	.0039
SDev	.0000	.0005	.0011	.0024	.0260	.0004	.0029
%RSD	.3951	27.31	.1425	93.69	67.88	1.277	73.52
#1	.0061	-.0022	.8077	-.0042	.0567	.0287	.0059
#2	.0061	-.0015	.8060	-.0009	.0199	.0292	.0019

010903

Elem	Y_3710	Zn2062	Zr3496
Units	ppm	ppm	ppm
Avge	.0001	.0092	.0061
SDev	.0000	.0012	.0001
%RSD	20.46	13.50	1.911
#1	.0001	.0101	.0062
#2	.0001	.0083	.0061

IntStd	1	2	3	4	5	6	7
Mode	*Counts	Time	NOTUSED	NOTUSED	NOTUSED	NOTUSED	NOTUSED
Elem	Sc	--	--	--	--	--	--
Wavlen	361.384	--	--	--	--	--	--
Avge	395562	10000	--	--	--	--	--
SDev	2018.790	.0000000	--	--	--	--	--
%RSD	.5103605	.0000000	--	--	--	--	--
#1	396989	10000	--	--	--	--	--
#2	394134	10000	--	--	--	--	--

Method: DAILY1 Sample Name: srm-278r-2 df10 Operator:
Run Time: 07/03/07 15:25:04
Comment:
Mode: CONC Corr. Factor: 1

010904

Elem	Ag3280	Al3082	As1890	B_2496	Ba4934	Be3130	Bi2230
Units	ppm	ppm	ppm	ppm	ppm	ppm	ppm
Avge	-.0008	7.088	-.0052	.0019	.0669	.0003	.0057
SDev	.0001	.031	.0023	.0002	.0002	.0000	.0063
%RSD	10.18	.4397	43.79	10.08	.3284	10.84	109.6
#1	-.0009	7.110	-.0036	.0018	.0667	.0004	.0013
#2	-.0007	7.066	-.0068	.0021	.0670	.0003	.0101

Elem	Ca3179	Cd2265	Co2286	Cr2677	Cu3247	Fe2714	K_7664
Units	ppm	ppm	ppm	ppm	ppm	ppm	ppm
Avge	.7294	-.0002	-.0001	.0009	-.0005	1.490	2.308
SDev	.0048	.0003	.0000	.0008	.0011	.013	.023
%RSD	.6543	208.7	3.376	88.57	204.1	.8515	.9998
#1	.7327	.0001	-.0001	.0003	-.0013	1.481	2.324
#2	.7260	-.0004	-.0001	.0015	.0002	1.499	2.291

Elem	La4086	Li6707	Mg2790	Mn2576	Mo2020	Na5889	Na3302
Units	ppm	ppm	ppm	ppm	ppm	ppm	ppm
Avge	.0024	.0039	.1511	.0416	-.0009	3.979	2.899
SDev	.0001	.0001	.0081	.0001	.0006	.026	.133
%RSD	3.089	1.773	5.351	.3045	64.89	.6620	4.585
#1	.0025	.0039	.1568	.0417	-.0005	3.997	2.805
#2	.0024	.0038	.1454	.0415	-.0013	3.960	2.993

Elem	Ni2316	P_1782	2203/1	2203/2	Pd3404	S_1820	Sb2068
Units	ppm	ppm	ppm	ppm	ppm	ppm	ppm
Avge	.0006	.0162	-.0050	.0031	-.0010	-.0151	.0003
SDev	.0009	.0085	.0092	.0019	.0006	.0015	.0024
%RSD	152.9	52.59	183.5	61.50	61.94	10.08	842.2
#1	-.0000	.0102	.0015	.0017	-.0006	-.0162	-.0014
#2	.0012	.0222	-.0115	.0044	-.0014	-.0140	.0020

Elem	Sc3613	1960/1	1960/2	Si2881	Pb220	Se196	Sn1899
Units	%R	ppm	ppm	ppm	ppm	ppm	ppm
Avge	115.4	-.0104	.0056	33.50	.0004	.0003	-.0022
SDev	1.0	.0123	.0065	.15	.0018	.0002	.0038
%RSD	.8744	119.2	115.6	.4450	468.9	69.65	169.8
#1	116.1	-.0016	.0010	33.60	.0016	.0002	-.0049
#2	114.6	-.0191	.0102	33.39	-.0009	.0005	.0004

Elem	Sr4215	Th2837	Ti3372	Tl1908	U_3859	V_2924	W_2079
Units	ppm	ppm	ppm	ppm	ppm	ppm	ppm
Avge	.0053	-.0012	.1431	.0002	.0352	.0009	.0046
SDev	.0000	.0019	.0003	.0109	.0045	.0004	.0014
%RSD	.3742	164.6	.2209	5031.	12.81	42.02	31.63
#1	.0053	-.0025	.1433	-.0075	.0321	.0006	.0035
#2	.0053	.0002	.1428	.0079	.0384	.0012	.0056

010905

Elem	Y_3710	Zn2062	Zr3496
Units	ppm	ppm	ppm
Avge	.0027	.0041	.0305
SDev	.0001	.0005	.0008
%RSD	2.550	12.50	2.518
#1	.0027	.0038	.0300
#2	.0028	.0045	.0311

IntStd	1	2	3	4	5	6	7
Mode	*Counts	Time	NOTUSED	NOTUSED	NOTUSED	NOTUSED	NOTUSED
Elem	Sc	--	--	--	--	--	--
Wavlen	361.384	--	--	--	--	--	--
Avge	465150	10000	--	--	--	--	--
SDev	4101.926	.0000000	--	--	--	--	--
%RSD	.8818512	.0000000	--	--	--	--	--
#1	468050	10000	--	--	--	--	--
#2	462249	10000	--	--	--	--	--

Method: DAILY1 Sample Name: srm-688r-2 df10 Operator: 010906
Run Time: 07/03/07 15:29:42
Comment:
Mode: CONC Corr. Factor: 1

Elem	Ag3280	Al3082	As1890	B_2496	Ba4934	Be3130	Bi2230
Units	ppm	ppm	ppm	ppm	ppm	ppm	ppm
Avge	-.0003	3.820	.0002	-.0005	.0021	.0001	.0042
SDev	.0000	.004	.0049	.0005	.0000	.0000	.0058
%RSD	2.004	.0987	2138.	97.99	1.351	1.496	138.3
#1	-.0003	3.818	.0037	-.0009	.0021	.0001	.0084
#2	-.0003	3.823	-.0032	-.0002	.0021	.0001	.0001

Elem	Ca3179	Cd2265	Co2286	Cr2677	Cu3247	Fe2714	K_7664
Units	ppm	ppm	ppm	ppm	ppm	ppm	ppm
Avge	2.228	.0002	.0055	.0312	.0081	6.646	.0613
SDev	.001	.0001	.0003	.0006	.0012	.009	.0036
%RSD	.0368	77.59	4.715	1.869	15.23	.1317	5.854
#1	2.227	.0001	.0053	.0308	.0072	6.652	.0638
#2	2.229	.0003	.0057	.0316	.0089	6.640	.0587

Elem	La4086	Li6707	Mg2790	Mn2576	Mo2020	Na5889	Na3302
Units	ppm	ppm	ppm	ppm	ppm	ppm	ppm
Avge	.0007	-.0001	2.086	.1264	-.0017	.7029	.4600
SDev	.0005	.0000	.006	.0001	.0002	.0029	.0705
%RSD	62.10	18.51	.2878	.1061	12.34	.4190	15.32
#1	.0011	-.0001	2.081	.1263	-.0016	.7050	.5098
#2	.0004	-.0001	2.090	.1265	-.0019	.7008	.4101

Elem	Ni2316	P_1782	2203/1	2203/2	Pd3404	S_1820	Sb2068
Units	ppm	ppm	ppm	ppm	ppm	ppm	ppm
Avge	.0157	.0673	.0045	-.0025	.0026	-.0030	.0017
SDev	.0012	.0044	.0026	.0008	.0024	.0069	.0038
%RSD	7.682	6.570	58.19	29.96	93.11	228.4	221.6
#1	.0148	.0704	.0063	-.0020	.0043	-.0079	.0044
#2	.0165	.0642	.0026	-.0030	.0009	.0019	-.0010

Elem	Sc3613	1960/1	1960/2	Si2881	Pb220	Se196	Sn1899
Units	%R	ppm	ppm	ppm	ppm	ppm	ppm
Avge	110.1	.0016	-.0028	21.76	-.0002	-.0013	-.0001
SDev	.2	.0080	.0057	.07	.0014	.0011	.0029
%RSD	.2157	506.0	207.5	.3272	720.7	88.59	4893.
#1	110.2	.0073	-.0068	21.71	.0008	-.0021	-.0021
#2	109.9	-.0041	.0013	21.81	-.0012	-.0005	.0020

Elem	Sr4215	Th2837	Ti3372	Tl1908	U_3859	V_2924	W_2079
Units	ppm	ppm	ppm	ppm	ppm	ppm	ppm
Avge	.0057	-.0031	.6915	.0018	.0374	.0242	.0016
SDev	.0000	.0002	.0013	.0015	.0063	.0007	.0074
%RSD	.3127	6.546	.1901	80.58	16.85	2.743	454.8
#1	.0057	-.0032	.6924	.0029	.0419	.0237	.0068
#2	.0056	-.0029	.6906	.0008	.0330	.0246	-.0036

010907

Elem	Y_3710	Zn2062	Zr3496
Units	ppm	ppm	ppm
Avge	.0001	.0081	.0061
SDev	.0000	.0006	.0000
%RSD	.0063	7.928	.6957
#1	.0001	.0085	.0060
#2	.0001	.0076	.0061

IntStd	1	2	3	4	5	6	7
Mode	*Counts	Time	NOTUSED	NOTUSED	NOTUSED	NOTUSED	NOTUSED
Elem	Sc	--	--	--	--	--	--
Wavlen	361.384	--	--	--	--	--	--
Avge	443899	10000	--	--	--	--	--
SDev	957.4226	.0000000	--	--	--	--	--
%RSD	.2156848	.0000000	--	--	--	--	--
#1	444576	10000	--	--	--	--	--
#2	443222	10000	--	--	--	--	--

Analysis Report 07/03/07 03:39:05 PM page 1

Method: DAILY1 Sample Name: 297126tr df10 Operator:
Run Time: 07/03/07 15:34:29
Comment:
Mode: CONC Corr. Factor: 1

010908

Elem	Ag3280	Al3082	As1890	B_2496	Ba4934	Be3130	Bi2230
Units	ppm	ppm	ppm	ppm	ppm	ppm	ppm
Avge	-.0007	7.235	-.0055	.0027	.0382	.0004	.0114
SDev	.0002	.039	.0017	.0013	.0005	.0001	.0004
%RSD	20.46	.5362	31.42	49.09	1.337	14.61	3.704
#1	-.0006	7.208	-.0043	.0017	.0378	.0004	.0117
#2	-.0008	7.263	-.0067	.0036	.0386	.0005	.0111

Elem	Ca3179	Cd2265	Co2286	Cr2677	Cu3247	Fe2714	K_7664
Units	ppm	ppm	ppm	ppm	ppm	ppm	ppm
Avge	1.776	.0002	.0009	.0041	.0004	3.164	1.979
SDev	.009	.0001	.0000	.0004	.0004	.012	.009
%RSD	.5119	38.83	1.803	9.159	109.2	.3648	.4610
#1	1.770	.0001	.0009	.0044	.0006	3.156	1.973
#2	1.783	.0003	.0009	.0039	.0001	3.172	1.986

Elem	La4086	Li6707	Mg2790	Mn2576	Mo2020	Na5889	Na3302
Units	ppm	ppm	ppm	ppm	ppm	ppm	ppm
Avge	.0021	.0039	1.225	.0753	-.0024	2.096	1.664
SDev	.0002	.0000	.006	.0006	.0002	.018	.245
%RSD	9.376	.6273	.5118	.8359	6.967	.8582	14.73
#1	.0020	.0038	1.221	.0749	-.0023	2.083	1.837
#2	.0023	.0039	1.230	.0758	-.0025	2.109	1.490

Elem	Ni2316	P_1782	2203/1	2203/2	Pd3404	S_1820	Sb2068
Units	ppm	ppm	ppm	ppm	ppm	ppm	ppm
Avge	.0032	.0714	.0013	-.0001	-.0001	.0103	.0016
SDev	.0013	.0024	.0046	.0019	.0025	.0192	.0011
%RSD	41.61	3.429	353.7	2098.	3411.	187.2	68.93
#1	.0041	.0697	-.0019	.0012	-.0018	.0238	.0008
#2	.0023	.0731	.0045	-.0014	.0017	-.0033	.0024

Elem	Sc3613	1960/1	1960/2	Si2881	Pb220	Se196	Sn1899
Units	%R	ppm	ppm	ppm	ppm	ppm	ppm
Avge	105.9	-.0043	-.0016	30.28	.0004	-.0025	-.0011
SDev	1.4	.0109	.0016	.30	.0003	.0025	.0033
%RSD	1.358	250.3	102.1	.9889	75.07	103.2	298.2
#1	106.9	-.0120	-.0004	30.07	.0002	-.0043	.0012
#2	104.8	.0033	-.0027	30.49	.0006	-.0007	-.0034

Elem	Sr4215	Th2837	Ti3372	Tl1908	U_3859	V_2924	W_2079
Units	ppm	ppm	ppm	ppm	ppm	ppm	ppm
Avge	.0301	-.0038	.4200	.0056	.0325	.0068	.0004
SDev	.0001	.0024	.0002	.0006	.0006	.0001	.0028
%RSD	.2526	64.09	.0404	10.69	1.889	1.810	652.2
#1	.0300	-.0021	.4202	.0060	.0321	.0069	.0024
#2	.0301	-.0055	.4199	.0051	.0329	.0067	-.0015

010909

Elem	Y_3710	Zn2062	Zr3496
Units	ppm	ppm	ppm
Avge	.0005	.0085	.0113
SDev	.0001	.0010	.0002
%RSD	11.66	11.42	2.014
#1	.0006	.0079	.0115
#2	.0005	.0092	.0112

IntStd	1	2	3	4	5	6	7
Mode	*Counts	Time	NOTUSED	NOTUSED	NOTUSED	NOTUSED	NOTUSED
Elem	Sc	--	--	--	--	--	--
Wavlen	361.384	--	--	--	--	--	--
Avge	426937	10000	--	--	--	--	--
SDev	5808.175	.0000000	--	--	--	--	--
%RSD	1.360429	.0000000	--	--	--	--	--
#1	431044	10000	--	--	--	--	--
#2	422830	10000	--	--	--	--	--

Method: DAILY1 Sample Name: 297126tr-d df10 Operator: 010910
Run Time: 07/03/07 15:39:15
Comment:
Mode: CONC Corr. Factor: 1

Elem	Ag3280	Al3082	As1890	B_2496	Ba4934	Be3130	Bi2230
Units	ppm	ppm	ppm	ppm	ppm	ppm	ppm
Avge	-.0004	7.162	.0032	.0027	.0404	.0005	.0059
SDev	.0007	.012	.0047	.0027	.0003	.0000	.0037
%RSD	149.5	.1676	147.8	99.73	.8588	.7068	62.85
#1	-.0009	7.154	-.0001	.0008	.0401	.0005	.0086
#2	.0000	7.171	.0066	.0047	.0406	.0005	.0033

Elem	Ca3179	Cd2265	Co2286	Cr2677	Cu3247	Fe2714	K_7664
Units	ppm	ppm	ppm	ppm	ppm	ppm	ppm
Avge	1.806	.0001	.0006	.0038	.0012	3.136	1.955
SDev	.001	.0003	.0004	.0004	.0007	.011	.009
%RSD	.0808	309.6	74.02	10.83	56.87	.3607	.4603
#1	1.807	-.0001	.0003	.0035	.0007	3.144	1.961
#2	1.805	.0003	.0009	.0041	.0017	3.128	1.948

Elem	La4086	Li6707	Mg2790	Mn2576	Mo2020	Na5889	Na3302
Units	ppm	ppm	ppm	ppm	ppm	ppm	ppm
Avge	.0013	.0038	1.200	.0734	-.0028	2.050	1.438
SDev	.0001	.0000	.004	.0005	.0007	.015	.037
%RSD	6.979	.2270	.3293	.6857	26.14	.7562	2.556
#1	.0013	.0038	1.198	.0738	-.0023	2.061	1.464
#2	.0012	.0038	1.203	.0730	-.0033	2.039	1.412

Elem	Ni2316	P_1782	2203/1	2203/2	Pd3404	S_1820	Sb2068
Units	ppm	ppm	ppm	ppm	ppm	ppm	ppm
Avge	.0023	.0687	.0036	-.0009	.0021	.0178	-.0013
SDev	.0012	.0155	.0001	.0032	.0004	.0070	.0003
%RSD	52.48	22.60	4.112	362.0	17.34	39.18	22.63
#1	.0032	.0797	.0037	-.0032	.0023	.0129	-.0015
#2	.0015	.0577	.0035	.0014	.0018	.0227	-.0011

Elem	Sc3613	1960/1	1960/2	Si2881	Pb220	Se196	Sn1899
Units	%R	ppm	ppm	ppm	ppm	ppm	ppm
Avge	105.1	-.0063	.0034	29.73	.0006	.0002	-.0024
SDev	.4	.0076	.0037	.00	.0021	.0050	.0016
%RSD	.3379	121.0	106.9	.0033	359.9	2333.	68.52
#1	104.9	-.0009	.0060	29.73	-.0009	.0037	-.0012
#2	105.4	-.0117	.0008	29.73	.0021	-.0033	-.0036

Elem	Sr4215	Th2837	Ti3372	Tl1908	U_3859	V_2924	W_2079
Units	ppm	ppm	ppm	ppm	ppm	ppm	ppm
Avge	.0301	-.0030	.4082	.0015	.0279	.0069	-.0003
SDev	.0000	.0025	.0005	.0076	.0109	.0002	.0035
%RSD	.1174	83.28	.1324	520.8	38.88	3.432	1027.
#1	.0300	-.0012	.4086	.0068	.0203	.0070	.0021
#2	.0301	-.0048	.4078	-.0039	.0356	.0067	-.0028

010911

Elem	Y_3710	Zn2062	Zr3496
Units	ppm	ppm	ppm
Avge	.0004	.0088	.0110
SDev	.0000	.0005	.0004
%RSD	3.656	5.474	3.273
#1	.0004	.0085	.0112
#2	.0004	.0092	.0107

IntStd	1	2	3	4	5	6	7
Mode	*Counts	Time	NOTUSED	NOTUSED	NOTUSED	NOTUSED	NOTUSED
Elem	Sc	--	--	--	--	--	--
Wavlen	361.384	--	--	--	--	--	--
Avge	424002	10000	--	--	--	--	--
SDev	1421.992	.0000000	--	--	--	--	--
%RSD	.3353742	.0000000	--	--	--	--	--
#1	422996	10000	--	--	--	--	--
#2	425007	10000	--	--	--	--	--

Analysis Report 07/03/07 03:48:37 PM page 1

Method: DAILY1 Sample Name: 297127tr df10 Operator:
Run Time: 07/03/07 15:44:02
Comment:
Mode: CONC Corr. Factor: 1

010912

Elem	Ag3280	Al3082	As1890	B_2496	Ba4934	Be3130	Bi2230
Units	ppm	ppm	ppm	ppm	ppm	ppm	ppm
Avge	-.0013	7.785	-.0013	.0013	.0539	.0003	.0065
SDev	.0000	.026	.0019	.0013	.0004	.0001	.0012
%RSD	.8068	.3311	141.5	98.44	.7068	32.09	17.98
#1	-.0013	7.767	-.0027	.0004	.0536	.0003	.0057
#2	-.0013	7.804	.0000	.0022	.0542	.0004	.0073

Elem	Ca3179	Cd2265	Co2286	Cr2677	Cu3247	Fe2714	K_7664
Units	ppm	ppm	ppm	ppm	ppm	ppm	ppm
Avge	1.134	.0003	.0010	.0030	.0002	2.638	2.111
SDev	.003	.0001	.0004	.0007	.0007	.002	.013
%RSD	.2988	42.12	35.68	24.03	304.3	.0736	.6153
#1	1.132	.0002	.0008	.0035	-.0003	2.637	2.102
#2	1.137	.0004	.0013	.0025	.0007	2.639	2.121

Elem	La4086	Li6707	Mg2790	Mn2576	Mo2020	Na5889	Na3302
Units	ppm	ppm	ppm	ppm	ppm	ppm	ppm
Avge	.0025	.0034	.7967	.0611	-.0008	2.298	1.704
SDev	.0001	.0000	.0126	.0002	.0001	.008	.124
%RSD	2.962	.0578	1.575	.3339	8.114	.3519	7.256
#1	.0026	.0034	.7878	.0610	-.0008	2.303	1.617
#2	.0025	.0034	.8056	.0613	-.0007	2.292	1.792

Elem	Ni2316	P_1782	2203/1	2203/2	Pd3404	S_1820	Sb2068
Units	ppm	ppm	ppm	ppm	ppm	ppm	ppm
Avge	.0018	.0882	.0053	.0023	.0002	.0209	.0019
SDev	.0008	.0043	.0031	.0005	.0014	.0138	.0085
%RSD	45.98	4.893	58.75	21.08	613.3	65.92	439.8
#1	.0012	.0913	.0031	.0026	-.0008	.0112	-.0041
#2	.0024	.0852	.0074	.0020	.0013	.0306	.0080

Elem	Sc3613	1960/1	1960/2	Si2881	Pb220	Se196	Sn1899
Units	%R	ppm	ppm	ppm	ppm	ppm	ppm
Avge	109.5	-.0049	-.0033	30.50	.0033	-.0038	-.0039
SDev	7.5	.0115	.0039	.04	.0007	.0012	.0007
%RSD	6.880	232.6	117.8	.1447	21.48	31.28	17.45
#1	114.9	-.0131	-.0006	30.47	.0028	-.0047	-.0044
#2	104.2	.0032	-.0061	30.53	.0038	-.0030	-.0034

Elem	Sr4215	Th2837	Ti3372	Tl1908	U_3859	V_2924	W_2079
Units	ppm	ppm	ppm	ppm	ppm	ppm	ppm
Avge	.0281	-.0015	.3103	-.0050	.0230	.0056	-.0037
SDev	.0003	.0011	.0016	.0077	.0036	.0001	.0016
%RSD	1.034	71.65	.5077	154.7	15.45	2.592	42.39
#1	.0279	-.0007	.3092	-.0105	.0205	.0055	-.0049
#2	.0283	-.0022	.3114	.0005	.0255	.0057	-.0026

010913

Elem	Y_3710	Zn2062	Zr3496
Units	ppm	ppm	ppm
Avge	.0010	.0092	.0107
SDev	.0001	.0005	.0005
%RSD	6.771	5.572	4.505
#1	.0010	.0096	.0111
#2	.0009	.0088	.0104

IntStd	1	2	3	4	5	6	7
Mode	*Counts	Time	NOTUSED	NOTUSED	NOTUSED	NOTUSED	NOTUSED
Elem	Sc	--	--	--	--	--	--
Wavlen	361.384	--	--	--	--	--	--
Avge	441756	10000	--	--	--	--	--
SDev	30315.79	.0000000	--	--	--	--	--
%RSD	6.862557	.0000000	--	--	--	--	--
#1	463193	10000	--	--	--	--	--
#2	420320	10000	--	--	--	--	--

Analysis Report 07/03/07 03:53:24 PM

Method: DAILY1 Sample Name: 297128tr df10 Operator:
Run Time: 07/03/07 15:48:47
Comment:
Mode: CONC Corr. Factor: 1

010914

Elem	Ag3280	Al3082	As1890	B_2496	Ba4934	Be3130	Bi2230
Units	ppm	ppm	ppm	ppm	ppm	ppm	ppm
Avge	-.0006	7.951	-.0024	.0017	.0686	.0003	.0022
SDev	.0013	.011	.0030	.0011	.0002	.0000	.0005
%RSD	235.9	.1364	125.9	68.70	.3495	8.951	21.50
#1	-.0015	7.943	-.0003	.0025	.0687	.0003	.0019
#2	.0004	7.959	-.0045	.0009	.0684	.0003	.0025

Elem	Ca3179	Cd2265	Co2286	Cr2677	Cu3247	Fe2714	K_7664
Units	ppm	ppm	ppm	ppm	ppm	ppm	ppm
Avge	1.148	.0000	.0005	.0034	.0005	2.617	2.340
SDev	.001	.0002	.0000	.0000	.0002	.012	.008
%RSD	.0452	593.7	8.156	.0281	37.40	.4761	.3211
#1	1.148	-.0001	.0004	.0034	.0004	2.608	2.346
#2	1.148	.0002	.0005	.0034	.0007	2.626	2.335

Elem	La4086	Li6707	Mg2790	Mn2576	Mo2020	Na5889	Na3302
Units	ppm	ppm	ppm	ppm	ppm	ppm	ppm
Avge	.0022	.0031	.8303	.0667	-.0025	2.608	1.871
SDev	.0007	.0000	.0053	.0001	.0006	.000	.096
%RSD	30.11	.1549	.6392	.1517	24.71	.0007	5.145
#1	.0017	.0031	.8340	.0668	-.0030	2.608	1.803
#2	.0027	.0031	.8265	.0666	-.0021	2.608	1.939

Elem	Ni2316	P_1782	2203/1	2203/2	Pd3404	S_1820	Sb2068
Units	ppm	ppm	ppm	ppm	ppm	ppm	ppm
Avge	.0024	.0694	.0000	.0016	.0018	.0192	-.0008
SDev	.0011	.0148	.0049	.0016	.0004	.0088	.0009
%RSD	48.60	21.38	12420.	98.17	22.30	45.91	114.6
#1	.0015	.0589	-.0034	.0005	.0015	.0130	-.0001
#2	.0032	.0799	.0035	.0027	.0021	.0254	-.0014

Elem	Sc3613	1960/1	1960/2	Si2881	Pb220	Se196	Sn1899
Units	%R	ppm	ppm	ppm	ppm	ppm	ppm
Avge	117.1	-.0046	.0031	31.76	.0011	.0005	-.0023
SDev	3.9	.0099	.0004	.07	.0027	.0036	.0009
%RSD	3.320	216.2	14.08	.2116	247.3	667.0	40.14
#1	114.3	.0024	.0034	31.71	-.0008	.0031	-.0029
#2	119.8	-.0116	.0028	31.80	.0030	-.0020	-.0016

Elem	Sr4215	Th2837	Ti3372	Tl1908	U_3859	V_2924	W_2079
Units	ppm	ppm	ppm	ppm	ppm	ppm	ppm
Avge	.0296	-.0040	.3206	-.0007	.0269	.0045	-.0031
SDev	.0001	.0011	.0003	.0048	.0205	.0009	.0032
%RSD	.4063	26.25	.0929	659.6	76.02	19.69	104.5
#1	.0295	-.0048	.3204	-.0041	.0125	.0052	-.0054
#2	.0297	-.0033	.3209	.0027	.0414	.0039	-.0008

010915

Elem	Y_3710	Zn2062	Zr3496
Units	ppm	ppm	ppm
Avge	.0006	.0097	.0105
SDev	.0000	.0004	.0001
%RSD	6.344	4.536	1.047
#1	.0006	.0094	.0104
#2	.0007	.0100	.0106

IntStd	1	2	3	4	5	6	7
Mode	*Counts	Time	NOTUSED	NOTUSED	NOTUSED	NOTUSED	NOTUSED
Elem	Sc	--	--	--	--	--	--
Wavlen	361.384	--	--	--	--	--	--
Avge	472079	10000	--	--	--	--	--
SDev	15644.03	.0000000	--	--	--	--	--
%RSD	3.313858	.0000000	--	--	--	--	--
#1	461017	10000	--	--	--	--	--
#2	483141	10000	--	--	--	--	--

Method: DAILY1 Sample Name: ccv5 Operator:
Run Time: 07/03/07 15:53:34
Comment:
Mode: CONC Corr. Factor: 1

010916

Elem	Ag3280	Al3082	As1890	B_2496	Ba4934	Be3130	Bi2230
Units	ppm	ppm	ppm	ppm	ppm	ppm	ppm
Avge	.9919	9.964	5.460	5.261	10.00	1.082	5.083
SDev	.0031	.003	.016	.051	.09	.003	.049
%RSD	.3101	.0351	.2922	.9770	.8679	.2575	.9555
#1	.9897	9.966	5.471	5.297	10.06	1.084	5.117
#2	.9941	9.961	5.449	5.225	9.942	1.080	5.048
Errors	LC Pass	LC Pass	LC Pass	LC Pass	LC Pass	LC Pass	LC Pass
High	1.100	11.00	5.500	5.500	11.00	1.100	5.500
Low	.9000	9.000	4.500	4.500	9.000	.9000	4.500

Elem	Ca3179	Cd2265	Co2286	Cr2677	Cu3247	Fe2714	K_7664
Units	ppm	ppm	ppm	ppm	ppm	ppm	ppm
Avge	20.85	1.050	5.216	2.048	2.019	10.36	18.52
SDev	.08	.011	.056	.014	.013	.04	.20
%RSD	.3916	1.095	1.074	.6715	.6388	.3720	1.071
#1	20.91	1.058	5.255	2.058	2.028	10.38	18.66
#2	20.80	1.042	5.176	2.038	2.010	10.33	18.38
Errors	LC Pass	LC Pass	LC Pass	LC Pass	LC Pass	LC Pass	LC Pass
High	22.00	1.100	5.500	2.200	2.200	11.00	22.00
Low	18.00	.9000	4.500	1.800	1.800	9.000	18.00

Elem	La4086	Li6707	Mg2790	Mn2576	Mo2020	Na5889	Na3302
Units	ppm	ppm	ppm	ppm	ppm	ppm	ppm
Avge	4.920	5.066	20.82	1.048	5.294	H41.83	28.78
SDev	.048	.048	.15	.011	.062	.44	.14
%RSD	.9704	.9403	.7408	1.016	1.162	1.059	.4904
#1	4.954	5.100	20.93	1.056	5.338	H42.14	28.68
#2	4.887	5.033	20.72	1.041	5.251	H41.52	28.88
Errors	LC Pass	LC Pass	LC Pass	LC Pass	LC Pass	LC High	LC Pass
High	5.500	5.500	22.00	1.100	5.500	33.00	33.00
Low	4.500	4.500	18.00	.9000	4.500	27.00	27.00

Elem	Ni2316	P_1782	2203/1	2203/2	Pd3404	S_1820	Sb2068
Units	ppm	ppm	ppm	ppm	ppm	ppm	ppm
Avge	4.988	5.468	5.223	4.846	1.001	1.034	1.040
SDev	.045	.019	.015	.068	.001	.005	.006
%RSD	.9052	.3456	.2836	1.402	.0858	.4856	.6127
#1	5.020	5.481	5.212	4.894	1.001	1.038	1.044
#2	4.956	5.454	5.233	4.798	1.000	1.031	1.035
Errors	LC Pass	LC Pass	NOCHECK	NOCHECK	LC Pass	LC Pass	LC Pass
High	5.500	5.500			1.100	1.100	1.100
Low	4.500	4.500			.9000	.9000	.9000

Elem	Sc3613	1960/1	1960/2	Si2881	Pb220	Se196	Sn1899

010917

Units	%R	ppm	ppm	ppm	ppm	ppm	ppm
Avge	108.2	5.517	5.075	5.323	4.967	5.217	5.299
SDev	1.0	.015	.066	.027	.040	.049	.050
%RSD	.9046	.2704	1.292	.5081	.8119	.9321	.9494
#1	108.9	5.528	5.121	5.342	4.995	5.251	5.334
#2	107.5	5.506	5.028	5.304	4.938	5.183	5.263
Errors	NOCHECK	NOCHECK	NOCHECK	LC Pass	LC Pass	LC Pass	LC Pass
High				5.500	5.500	5.500	5.500
Low				4.500	4.500	4.500	4.500

Elem	Sr4215	Th2837	Ti3372	Tl1908	U_3859	V_2924	W_2079
Units	ppm	ppm	ppm	ppm	ppm	ppm	ppm
Avge	4.941	1.028	5.045	H5.566	.9936	5.189	1.096
SDev	.055	.005	.010	.033	.0116	.021	.024
%RSD	1.119	.5142	.2005	.5840	1.165	.3989	2.233
#1	4.980	1.032	5.052	H5.588	1.002	5.204	H1.113
#2	4.902	1.024	5.038	H5.543	.9854	5.175	1.079
Errors	LC Pass	LC Pass	LC Pass	LC High	LC Pass	LC Pass	LC Pass
High	5.500	1.100	5.500	5.500	1.100	5.500	1.100
Low	4.500	.9000	4.500	4.500	.9000	4.500	.9000

Elem	Y_3710	Zn2062	Zr3496
Units	ppm	ppm	ppm
Avge	5.022	1.085	5.004
SDev	.022	.013	.019
%RSD	.4439	1.152	.3759
#1	5.038	1.094	5.017
#2	5.007	1.076	4.991
Errors	LC Pass	LC Pass	LC Pass
High	5.500	1.100	5.500
Low	4.500	.9000	4.500

010918

IntStd	1	2	3	4	5	6	7
Mode	*Counts	Time	NOTUSED	NOTUSED	NOTUSED	NOTUSED	NOTUSED
Elem	Sc	--	--	--	--	--	--
Wavlen	361.384	--	--	--	--	--	--
Avge	436400	10000	--	--	--	--	--
SDev	3981.718	.0000000	--	--	--	--	--
%RSD	.9124021	.0000000	--	--	--	--	--
#1	439215	10000	--	--	--	--	--
#2	433584	10000	--	--	--	--	--

Method: DAILY1 Sample Name: ccb5 Operator:
Run Time: 07/03/07 15:58:20
Comment:
Mode: CONC Corr. Factor: 1

010919

Elem	Ag3280	Al3082	As1890	B_2496	Ba4934	Be3130	Bi2230
Units	ppm	ppm	ppm	ppm	ppm	ppm	ppm
Avge	-.0009	.0307	-.0030	.0098	.0021	.0002	.0045
SDev	.0010	.0089	.0044	.0029	.0005	.0002	.0075
%RSD	111.8	29.00	147.1	29.63	24.25	73.60	168.0
#1	-.0002	.0370	.0001	.0119	.0025	.0003	.0098
#2	-.0016	.0244	L-.0061	.0078	.0018	.0001	-.0008
Errors	LC Pass	LC Pass	LC Pass	LC Pass	LC Pass	LC Pass	LC Pass
High	.0050	.0500	.0050	.0500	.0050	.0050	.0100
Low	-.0050	-.0500	-.0050	-.0500	-.0050	-.0050	-.0100

Elem	Ca3179	Cd2265	Co2286	Cr2677	Cu3247	Fe2714	K_7664
Units	ppm	ppm	ppm	ppm	ppm	ppm	ppm
Avge	.0054	.0003	.0003	-.0001	-.0004	-.0000	.0043
SDev	.0015	.0003	.0013	.0004	.0000	.0149	.0040
%RSD	28.28	94.36	506.6	377.4	1.417	119600.	91.51
#1	.0064	.0005	.0012	.0002	-.0004	-.0105	.0071
#2	.0043	.0001	-.0007	-.0004	-.0004	.0105	.0015
Errors	LC Pass	LC Pass	LC Pass	LC Pass	LC Pass	LC Pass	LC Pass
High	.0500	.0050	.0050	.0050	.0050	.0500	.1000
Low	-.0500	-.0050	-.0050	-.0050	-.0050	-.0500	-.1000

Elem	La4086	Li6707	Mg2790	Mn2576	Mo2020	Na5889	Na3302
Units	ppm	ppm	ppm	ppm	ppm	ppm	ppm
Avge	.0022	.0004	.0017	.0001	.0026	-.0070	L-.2287
SDev	.0000	.0003	.0016	.0000	.0011	.0002	.2256
%RSD	.7764	64.13	89.93	35.04	41.63	3.389	98.66
#1	.0022	.0007	.0029	.0001	.0018	-.0069	L-.0692
#2	.0022	.0002	.0006	.0001	.0033	-.0072	L-.3883
Errors	LC Pass	LC Pass	LC Pass	LC Pass	LC Pass	LC Pass	LC Low
High	.0050	.0050	.0500	.0050	.0050	.0500	.0500
Low	-.0050	-.0050	-.0500	-.0050	-.0050	-.0500	-.0500

Elem	Ni2316	P_1782	2203/1	2203/2	Pd3404	S_1820	Sb2068
Units	ppm	ppm	ppm	ppm	ppm	ppm	ppm
Avge	.0021	.0133	.0028	-.0034	.0010	-.0064	.0042
SDev	.0006	.0104	.0028	.0060	.0007	.0098	.0040
%RSD	26.29	78.40	100.8	176.5	73.73	152.0	94.52
#1	.0017	H.0207	.0048	-.0076	.0015	.0005	.0070
#2	.0025	.0059	.0008	.0008	.0005	-.0133	.0014
Errors	LC Pass	LC Pass	NOCHECK	NOCHECK	LC Pass	LC Pass	LC Pass
High	.0050	.0200			.0050	.0200	.0100
Low	-.0050	-.0200			-.0050	-.0200	-.0100

Elem	Sc3613	1960/1	1960/2	Si2881	Pb220	Se196	Sn1899

010920

Units	%R	ppm	ppm	ppm	ppm	ppm	ppm
Avge	104.3	.0012	-.0014	H.0934	-.0013	-.0005	-.0023
SDev	2.5	.0066	.0078	.0076	.0030	.0030	.0014
%RSD	2.426	526.5	545.4	8.188	230.3	583.5	62.20
#1	102.5	.0059	-.0069	H.0988	-.0035	-.0026	-.0013
#2	106.1	-.0034	.0041	H.0880	.0008	.0016	-.0033
Errors	NOCHECK	NOCHECK	NOCHECK	LC High	LC Pass	LC Pass	LC Pass
High				.0100	.0050	.0050	.0050
Low				-.0100	-.0050	-.0050	-.0050

Elem	Sr4215	Th2837	Ti3372	Tl1908	U_3859	V_2924	W_2079
Units	ppm	ppm	ppm	ppm	ppm	ppm	ppm
Avge	.0011	-.0045	-.0005	.0035	.0447	.0017	-.0022
SDev	.0003	.0058	.0013	.0099	.0100	.0000	.0046
%RSD	32.46	129.5	290.6	283.1	22.39	.8458	208.7
#1	.0013	-.0086	.0005	H.0105	.0376	.0018	.0011
#2	.0008	-.0004	-.0014	-.0035	.0518	.0017	-.0055
Errors	LC Pass	LC Pass	LC Pass	LC Pass	LC Pass	LC Pass	LC Pass
High	.0050	.0100	.0050	.0100	.1000	.0050	.0100
Low	-.0050	-.0100	-.0050	-.0100	-.1000	-.0050	-.0100

Elem	Y_3710	Zn2062	Zr3496
Units	ppm	ppm	ppm
Avge	.0011	-.0001	.0010
SDev	.0003	.0005	.0001
%RSD	27.37	438.5	15.30
#1	.0014	.0003	.0009
#2	.0009	-.0005	.0011
Errors	LC Pass	LC Pass	LC Pass
High	.0050	.0050	.0050
Low	-.0050	-.0050	-.0050

010921

IntStd	1	2	3	4	5	6	7
Mode	*Counts	Time	NOTUSED	NOTUSED	NOTUSED	NOTUSED	NOTUSED
Elem	Sc	--	--	--	--	--	--
Wavlen	361.384	--	--	--	--	--	--
Avge	420707	10000	--	--	--	--	--
SDev	10193.65	.0000000	--	--	--	--	--
%RSD	2.422981	.0000000	--	--	--	--	--
#1	413499	10000	--	--	--	--	--
#2	427915	10000	--	--	--	--	--

Method: DAILY1 Sample Name: 297129tr df10 Operator:
Run Time: 07/03/07 16:03:07
Comment:
Mode: CONC Corr. Factor: 1

010922

Elem	Ag3280	Al3082	As1890	B_2496	Ba4934	Be3130	Bi2230
Units	ppm	ppm	ppm	ppm	ppm	ppm	ppm
Avge	-.0011	7.980	-.0039	.0054	.0557	.0004	.0072
SDev	.0006	.011	.0011	.0002	.0001	.0000	.0008
%RSD	60.31	.1374	27.99	4.543	.0968	9.375	11.50
#1	-.0015	7.988	-.0031	.0052	.0557	.0004	.0066
#2	-.0006	7.972	-.0046	.0056	.0556	.0003	.0078

Elem	Ca3179	Cd2265	Co2286	Cr2677	Cu3247	Fe2714	K_7664
Units	ppm	ppm	ppm	ppm	ppm	ppm	ppm
Avge	1.194	-.0001	.0005	.0032	.0010	2.698	2.339
SDev	.005	.0002	.0002	.0001	.0001	.021	.026
%RSD	.4571	166.1	47.62	2.475	11.06	.7707	1.099
#1	1.198	.0000	.0006	.0032	.0011	2.713	2.357
#2	1.190	-.0003	.0003	.0031	.0009	2.684	2.320

Elem	La4086	Li6707	Mg2790	Mn2576	Mo2020	Na5889	Na3302
Units	ppm	ppm	ppm	ppm	ppm	ppm	ppm
Avge	.0024	.0039	.8460	.0667	-.0027	2.381	1.813
SDev	.0009	.0001	.0021	.0006	.0001	.004	.142
%RSD	36.94	1.239	.2444	.9063	4.296	.1766	7.835
#1	.0018	.0039	.8474	.0672	-.0026	2.384	1.713
#2	.0030	.0038	.8445	.0663	-.0028	2.378	1.913

Elem	Ni2316	P_1782	2203/1	2203/2	Pd3404	S_1820	Sb2068
Units	ppm	ppm	ppm	ppm	ppm	ppm	ppm
Avge	.0027	.1759	.0102	-.0006	-.0002	.0535	-.0004
SDev	.0002	.0031	.0004	.0002	.0011	.0194	.0007
%RSD	6.810	1.734	3.906	30.41	504.1	36.24	195.6
#1	.0029	.1780	.0099	-.0007	-.0010	.0672	-.0009
#2	.0026	.1737	.0105	-.0004	.0005	.0398	.0001

Elem	Sc3613	1960/1	1960/2	Si2881	Pb220	Se196	Sn1899
Units	%R	ppm	ppm	ppm	ppm	ppm	ppm
Avge	99.57	-.0007	-.0049	31.37	.0030	-.0035	-.0024
SDev	3.92	.0084	.0016	.12	.0003	.0039	.0076
%RSD	3.940	1182.	33.33	.3842	8.127	111.6	321.6
#1	96.79	.0052	-.0037	31.45	.0028	-.0007	-.0077
#2	102.3	-.0066	-.0061	31.28	.0032	-.0062	.0030

Elem	Sr4215	Th2837	Ti3372	Tl1908	U_3859	V_2924	W_2079
Units	ppm	ppm	ppm	ppm	ppm	ppm	ppm
Avge	.0254	-.0036	.3124	-.0012	.0197	.0057	.0031
SDev	.0001	.0009	.0007	.0076	.0064	.0004	.0010
%RSD	.5391	24.95	.2176	613.0	32.60	7.562	33.75
#1	.0255	-.0042	.3119	.0041	.0152	.0060	.0024
#2	.0253	-.0029	.3129	-.0066	.0243	.0054	.0039

010923

Elem	Y_3710	Zn2062	Zr3496
Units	ppm	ppm	ppm
Avge	.0009	.0118	.0115
SDev	.0001	.0001	.0008
%RSD	11.32	.9546	7.120
#1	.0009	.0119	.0120
#2	.0010	.0117	.0109

IntStd	1	2	3	4	5	6	7
Mode	*Counts	Time	NOTUSED	NOTUSED	NOTUSED	NOTUSED	NOTUSED
Elem	Sc	--	--	--	--	--	--
Wavlen	361.384	--	--	--	--	--	--
Avge	401668	10000	--	--	--	--	--
SDev	15802.42	.0000000	--	--	--	--	--
%RSD	3.934200	.0000000	--	--	--	--	--
#1	390494	10000	--	--	--	--	--
#2	412842	10000	--	--	--	--	--

Method: DAILY1 Sample Name: 297130ir df10 Operator:
Run Time: 07/03/07 16:07:53
Comment:
Mode: CONC Corr. Factor: 1

010924

Elem	Ag3280	Al3082	As1890	B_2496	Ba4934	Be3130	Bi2230
Units	ppm	ppm	ppm	ppm	ppm	ppm	ppm
Avge	-.0010	2.591	-.0035	.0002	.0328	.0001	.0006
SDev	.0003	.013	.0060	.0001	.0001	.0001	.0112
%RSD	27.00	.4979	171.0	39.13	.2966	54.01	1944.
#1	-.0012	2.600	.0007	.0003	.0327	.0002	.0085
#2	-.0008	2.581	-.0078	.0001	.0328	.0001	-.0073

Elem	Ca3179	Cd2265	Co2286	Cr2677	Cu3247	Fe2714	K_7664
Units	ppm	ppm	ppm	ppm	ppm	ppm	ppm
Avge	1.675	.0004	.0015	.2056	.0069	1.780	.5568
SDev	.005	.0004	.0001	.0005	.0002	.007	.0023
%RSD	.2907	101.0	5.981	.2432	2.840	.3761	.4055
#1	1.679	.0001	.0016	.2052	.0068	1.785	.5552
#2	1.672	.0006	.0014	.2059	.0071	1.775	.5584

Elem	La4086	Li6707	Mg2790	Mn2576	Mo2020	Na5889	Na3302
Units	ppm	ppm	ppm	ppm	ppm	ppm	ppm
Avge	.0019	.0006	.3526	.0405	.0038	.8174	.3614
SDev	.0003	.0000	.0025	.0002	.0006	.0031	.0871
%RSD	14.26	1.463	.7015	.3934	16.71	.3730	24.11
#1	.0017	.0006	.3543	.0406	.0033	.8196	.2998
#2	.0021	.0006	.3508	.0404	.0042	.8153	.4230

Elem	Ni2316	P_1782	2203/1	2203/2	Pd3404	S_1820	Sb2068
Units	ppm	ppm	ppm	ppm	ppm	ppm	ppm
Avge	.0971	.0512	.0043	.0015	.0017	.0392	.0023
SDev	.0001	.0095	.0028	.0006	.0024	.0055	.0006
%RSD	.1439	18.47	64.33	38.70	143.7	13.94	26.46
#1	.0972	.0578	.0063	.0011	.0033	.0430	.0027
#2	.0970	.0445	.0024	.0019	-.0000	.0353	.0019

Elem	Sc3613	1960/1	1960/2	Si2881	Pb220	Se196	Sn1899
Units	%R	ppm	ppm	ppm	ppm	ppm	ppm
Avge	98.54	-.0055	-.0039	12.23	.0024	-.0044	-.0000
SDev	1.89	.0013	.0021	.03	.0005	.0009	.0058
%RSD	1.917	24.18	52.53	.2131	21.86	21.13	15290.
#1	97.21	-.0064	-.0025	12.21	.0028	-.0038	-.0041
#2	99.88	-.0046	-.0054	12.25	.0021	-.0051	.0040

Elem	Sr4215	Th2837	Ti3372	Tl1908	U_3859	V_2924	W_2079
Units	ppm	ppm	ppm	ppm	ppm	ppm	ppm
Avge	.0198	-.0019	.1317	-.0064	.0331	.0036	.0027
SDev	.0000	.0014	.0007	.0058	.0062	.0001	.0054
%RSD	.0458	75.31	.5588	91.54	18.57	1.339	200.4
#1	.0198	-.0009	.1322	-.0105	.0288	.0036	-.0011
#2	.0198	-.0029	.1312	-.0022	.0375	.0036	.0065

010925

Elem	Y_3710	Zn2062	Zr3496
Units	ppm	ppm	ppm
Avge	.0005	.0057	.0039
SDev	.0000	.0001	.0000
%RSD	1.620	2.045	.1748
#1	.0005	.0058	.0039
#2	.0005	.0056	.0039

IntStd	1	2	3	4	5	6	7
Mode	*Counts	Time	NOTUSED	NOTUSED	NOTUSED	NOTUSED	NOTUSED
Elem	Sc	--	--	--	--	--	--
Wavlen	361.384	--	--	--	--	--	--
Avge	397532	10000	--	--	--	--	--
SDev	7599.276	.0000000	--	--	--	--	--
%RSD	1.911616	.0000000	--	--	--	--	--
#1	392158	10000	--	--	--	--	--
#2	402905	10000	--	--	--	--	--

Analysis Report 07/03/07 04:17:16 PM page 1

Method: DAILY1 Sample Name: 297131ir df10 Operator:
Run Time: 07/03/07 16:12:40
Comment:
Mode: CONC Corr. Factor: 1

010926

Elem	Ag3280	Al3082	As1890	B_2496	Ba4934	Be3130	Bi2230
Units	ppm	ppm	ppm	ppm	ppm	ppm	ppm
Avge	-.0010	2.847	-.0051	.0009	.0363	.0001	.0019
SDev	.0006	.008	.0053	.0007	.0002	.0000	.0076
%RSD	60.06	.2876	104.2	84.24	.4527	4.377	403.1
#1	-.0015	2.853	-.0013	.0014	.0364	.0001	-.0035
#2	-.0006	2.841	-.0089	.0004	.0362	.0001	.0073

Elem	Ca3179	Cd2265	Co2286	Cr2677	Cu3247	Fe2714	K_7664
Units	ppm	ppm	ppm	ppm	ppm	ppm	ppm
Avge	2.320	.0006	.0014	.0970	.0065	1.668	.6353
SDev	.004	.0003	.0010	.0003	.0002	.022	.0012
%RSD	.1585	52.69	67.40	.3634	3.128	1.343	.1955
#1	2.323	.0008	.0008	.0972	.0066	1.684	.6344
#2	2.318	.0004	.0021	.0967	.0064	1.652	.6362

Elem	La4086	Li6707	Mg2790	Mn2576	Mo2020	Na5889	Na3302
Units	ppm	ppm	ppm	ppm	ppm	ppm	ppm
Avge	.0023	.0012	.5881	.0388	.0009	.7254	.4820
SDev	.0000	.0000	.0038	.0000	.0026	.0037	.0085
%RSD	.1726	.4580	.6478	.0629	297.5	.5163	1.765
#1	.0023	.0012	.5908	.0388	.0027	.7280	.4760
#2	.0024	.0012	.5854	.0388	-.0010	.7227	.4880

Elem	Ni2316	P_1782	2203/1	2203/2	Pd3404	S_1820	Sb2068
Units	ppm	ppm	ppm	ppm	ppm	ppm	ppm
Avge	.0440	.0982	.0035	-.0006	.0018	.0432	.0025
SDev	.0006	.0148	.0016	.0027	.0002	.0153	.0020
%RSD	1.478	15.03	46.16	421.2	13.04	35.38	78.66
#1	.0436	.1086	.0024	.0013	.0017	.0540	.0011
#2	.0445	.0877	.0047	-.0026	.0020	.0324	.0039

Elem	Sc3613	1960/1	1960/2	Si2881	Pb220	Se196	Sn1899
Units	%R	ppm	ppm	ppm	ppm	ppm	ppm
Avge	101.4	-.0021	-.0008	11.58	.0007	-.0012	.0003
SDev	.9	.0057	.0036	.02	.0013	.0043	.0031
%RSD	.9217	270.7	452.5	.1549	173.0	354.8	877.8
#1	100.7	-.0062	-.0033	11.59	.0016	-.0042	.0025
#2	102.0	.0019	.0017	11.56	-.0002	.0018	-.0018

Elem	Sr4215	Th2837	Ti3372	Tl1908	U_3859	V_2924	W_2079
Units	ppm	ppm	ppm	ppm	ppm	ppm	ppm
Avge	.0211	.0001	.1555	-.0029	.0402	.0039	.0007
SDev	.0000	.0011	.0001	.0037	.0073	.0003	.0052
%RSD	.1516	1233.	.0517	128.0	18.25	6.839	751.6
#1	.0211	.0009	.1556	-.0003	.0350	.0041	.0043
#2	.0212	-.0007	.1555	-.0055	.0454	.0037	-.0030

010927

Elem	Y_3710	Zn2062	Zr3496
Units	ppm	ppm	ppm
Avge	.0007	.0093	.0037
SDev	.0000	.0006	.0003
%RSD	1.723	6.620	8.530
#1	.0007	.0097	.0040
#2	.0007	.0088	.0035

IntStd	1	2	3	4	5	6	7
Mode	*Counts	Time	NOTUSED	NOTUSED	NOTUSED	NOTUSED	NOTUSED
Elem	Sc	--	--	--	--	--	--
Wavlen	361.384	--	--	--	--	--	--
Avge	408905	10000	--	--	--	--	--
SDev	3788.678	.0000000	--	--	--	--	--
%RSD	.9265424	.0000000	--	--	--	--	--
#1	406226	10000	--	--	--	--	--
#2	411584	10000	--	--	--	--	--

Method: DAILY1 Sample Name: 297132ir df10 Operator:
Run Time: 07/03/07 16:17:26
Comment:
Mode: CONC Corr. Factor: 1

010928

Elem	Ag3280	Al3082	As1890	B_2496	Ba4934	Be3130	Bi2230
Units	ppm	ppm	ppm	ppm	ppm	ppm	ppm
Avge	-.0010	2.990	-.0024	.0019	.0349	.0002	.0073
SDev	.0003	.008	.0047	.0001	.0003	.0000	.0010
%RSD	29.86	.2531	194.4	3.068	.8605	25.36	14.54
#1	-.0008	2.996	.0009	.0020	.0347	.0002	.0080
#2	-.0012	2.985	-.0057	.0019	.0351	.0001	.0065

Elem	Ca3179	Cd2265	Co2286	Cr2677	Cu3247	Fe2714	K_7664
Units	ppm	ppm	ppm	ppm	ppm	ppm	ppm
Avge	2.223	.0002	.0005	.0419	.0059	1.581	.6207
SDev	.009	.0003	.0005	.0003	.0003	.001	.0078
%RSD	.4243	141.5	106.8	.6519	5.609	.0905	1.259
#1	2.230	-.0000	.0001	.0417	.0056	1.580	.6262
#2	2.216	.0004	.0009	.0421	.0061	1.582	.6152

Elem	La4086	Li6707	Mg2790	Mn2576	Mo2020	Na5889	Na3302
Units	ppm	ppm	ppm	ppm	ppm	ppm	ppm
Avge	.0020	.0012	.6311	.0331	.0009	.7797	.6553
SDev	.0003	.0001	.0008	.0000	.0010	.0057	.3045
%RSD	16.14	5.942	.1260	.0990	118.1	.7334	46.46
#1	.0018	.0012	.6316	.0332	.0001	.7837	.8706
#2	.0022	.0011	.6305	.0331	.0016	.7756	.4400

Elem	Ni2316	P_1782	2203/1	2203/2	Pd3404	S_1820	Sb2068
Units	ppm	ppm	ppm	ppm	ppm	ppm	ppm
Avge	.0203	.0587	.0031	-.0027	.0003	.0325	.0025
SDev	.0014	.0146	.0045	.0001	.0027	.0194	.0015
%RSD	6.840	24.94	145.9	2.269	766.3	59.60	60.34
#1	.0193	.0690	.0063	-.0027	-.0015	.0462	.0036
#2	.0213	.0483	-.0001	-.0026	.0022	.0188	.0015

Elem	Sc3613	1960/1	1960/2	Si2881	Pb220	Se196	Sn1899
Units	%R	ppm	ppm	ppm	ppm	ppm	ppm
Avge	125.1	.0008	-.0018	11.77	-.0008	-.0009	.0048
SDev	.1	.0001	.0039	.04	.0015	.0026	.0059
%RSD	.0874	12.43	214.7	.3523	193.4	275.1	122.6
#1	125.2	.0007	.0009	11.74	.0003	.0009	.0090
#2	125.1	.0009	-.0046	11.80	-.0018	-.0028	.0006

Elem	Sr4215	Th2837	Ti3372	Tl1908	U_3859	V_2924	W_2079
Units	ppm	ppm	ppm	ppm	ppm	ppm	ppm
Avge	.0197	-.0027	.1663	.0020	.0497	.0033	-.0051
SDev	.0000	.0015	.0021	.0080	.0106	.0002	.0045
%RSD	.2264	54.32	1.251	392.9	21.44	4.931	86.97
#1	.0196	-.0017	.1678	-.0036	.0422	.0034	-.0020
#2	.0197	-.0037	.1648	.0077	.0572	.0032	-.0083

010929

Elem	Y_3710	Zn2062	Zr3496
Units	ppm	ppm	ppm
Avge	.0006	.0079	.0035
SDev	.0001	.0000	.0002
%RSD	17.88	.1049	5.840
#1	.0005	.0079	.0034
#2	.0007	.0079	.0037

IntStd	1	2	3	4	5	6	7
Mode	*Counts	Time	NOTUSED	NOTUSED	NOTUSED	NOTUSED	NOTUSED
Elem	Sc	--	--	--	--	--	--
Wavlen	361.384	--	--	--	--	--	--
Avge	504436	10000	--	--	--	--	--
SDev	461.7407	.0000000	--	--	--	--	--
%RSD	.0915360	.0000000	--	--	--	--	--
#1	504763	10000	--	--	--	--	--
#2	504110	10000	--	--	--	--	--

Method: DAILY1 Sample Name: 297133ir df10 Operator:
Run Time: 07/03/07 16:22:12
Comment:
Mode: CONC Corr. Factor: 1

010930

Elem	Ag3280	Al3082	As1890	B_2496	Ba4934	Be3130	Bi2230
Units	ppm	ppm	ppm	ppm	ppm	ppm	ppm
Avge	-.0007	3.191	-.0015	.0008	.0360	.0002	.0108
SDev	.0002	.005	.0045	.0001	.0002	.0000	.0015
%RSD	27.36	.1532	292.1	16.71	.5187	17.86	13.53
#1	-.0009	3.187	.0016	.0007	.0362	.0002	.0118
#2	-.0006	3.194	-.0047	.0009	.0359	.0002	.0097

Elem	Ca3179	Cd2265	Co2286	Cr2677	Cu3247	Fe2714	K_7664
Units	ppm	ppm	ppm	ppm	ppm	ppm	ppm
Avge	2.106	.0004	.0014	.0911	.0063	1.707	.6747
SDev	.003	.0001	.0006	.0000	.0000	.014	.0024
%RSD	.1492	41.91	42.97	.0040	.5941	.8308	.3631
#1	2.104	.0003	.0018	.0911	.0063	1.697	.6764
#2	2.108	.0005	.0009	.0911	.0063	1.717	.6729

Elem	La4086	Li6707	Mg2790	Mn2576	Mo2020	Na5889	Na3302
Units	ppm	ppm	ppm	ppm	ppm	ppm	ppm
Avge	.0019	.0010	.5685	.0361	.0021	.8591	.5854
SDev	.0010	.0000	.0012	.0000	.0020	.0043	.1170
%RSD	52.54	.5535	.2069	.0797	97.95	.5004	19.98
#1	.0012	.0010	.5677	.0362	.0006	.8561	.5026
#2	.0026	.0010	.5693	.0361	.0035	.8621	.6681

Elem	Ni2316	P_1782	2203/1	2203/2	Pd3404	S_1820	Sb2068
Units	ppm	ppm	ppm	ppm	ppm	ppm	ppm
Avge	.0413	.0632	.0029	-.0038	.0021	.0309	-.0022
SDev	.0015	.0065	.0033	.0018	.0049	.0159	.0053
%RSD	3.582	10.31	113.3	46.79	229.5	51.44	237.4
#1	.0403	.0678	.0006	-.0025	.0056	.0197	-.0060
#2	.0424	.0586	.0052	-.0051	-.0013	.0422	.0015

Elem	Sc3613	1960/1	1960/2	Si2881	Pb220	Se196	Sn1899
Units	%R	ppm	ppm	ppm	ppm	ppm	ppm
Avge	96.20	-.0076	-.0025	13.05	-.0016	-.0042	.0001
SDev	2.17	.0110	.0009	.06	.0001	.0031	.0029
%RSD	2.258	145.2	35.27	.4633	5.687	74.12	2083.
#1	94.67	.0002	-.0031	13.01	-.0015	-.0020	.0022
#2	97.74	-.0153	-.0019	13.10	-.0016	-.0063	-.0019

Elem	Sr4215	Th2837	Ti3372	Tl1908	U_3859	V_2924	W_2079
Units	ppm	ppm	ppm	ppm	ppm	ppm	ppm
Avge	.0203	-.0020	.1672	.0028	.0287	.0043	-.0047
SDev	.0000	.0010	.0009	.0004	.0114	.0001	.0031
%RSD	.0520	50.69	.5182	14.97	39.78	1.482	66.54
#1	.0203	-.0013	.1666	.0025	.0206	.0043	-.0025
#2	.0203	-.0028	.1678	.0031	.0368	.0042	-.0069

010931

Elem	Y_3710	Zn2062	Zr3496
Units	ppm	ppm	ppm
Avge	.0006	.0078	.0035
SDev	.0000	.0002	.0003
%RSD	1.994	2.276	9.771
#1	.0006	.0079	.0038
#2	.0006	.0076	.0033

IntStd	1	2	3	4	5	6	7
Mode	*Counts	Time	NOTUSED	NOTUSED	NOTUSED	NOTUSED	NOTUSED
Elem	Sc	--	--	--	--	--	--
Wavlen	361.384	--	--	--	--	--	--
Avge	388105	10000	--	--	--	--	--
SDev	8755.397	.0000000	--	--	--	--	--
%RSD	2.255935	.0000000	--	--	--	--	--
#1	381914	10000	--	--	--	--	--
#2	394296	10000	--	--	--	--	--

Method: DAILY1 Sample Name: 297134ir df10 Operator: 010932
Run Time: 07/03/07 16:26:58
Comment:
Mode: CONC Corr. Factor: 1

Elem	Ag3280	Al3082	As1890	B_2496	Ba4934	Be3130	Bi2230
Units	ppm	ppm	ppm	ppm	ppm	ppm	ppm
Avge	-.0012	2.834	-.0044	.0001	.0370	.0003	.0071
SDev	.0001	.011	.0059	.0001	.0001	.0000	.0002
%RSD	5.432	.3839	132.9	95.30	.3601	5.905	2.414
#1	-.0013	2.827	-.0086	.0000	.0369	.0003	.0070
#2	-.0012	2.842	-.0003	.0002	.0371	.0003	.0072

Elem	Ca3179	Cd2265	Co2286	Cr2677	Cu3247	Fe2714	K_7664
Units	ppm	ppm	ppm	ppm	ppm	ppm	ppm
Avge	2.222	.0001	.0012	.0358	.0042	1.288	.6055
SDev	.005	.0003	.0004	.0006	.0010	.001	.0066
%RSD	.2454	350.5	32.11	1.601	23.39	.0874	1.082
#1	2.218	-.0001	.0014	.0354	.0035	1.287	.6102
#2	2.225	.0003	.0009	.0362	.0049	1.289	.6009

Elem	La4086	Li6707	Mg2790	Mn2576	Mo2020	Na5889	Na3302
Units	ppm	ppm	ppm	ppm	ppm	ppm	ppm
Avge	.0014	.0007	.4792	.0306	.0006	.8083	.3822
SDev	.0006	.0000	.0015	.0001	.0003	.0006	.1600
%RSD	44.78	4.301	.3235	.2937	42.82	.0740	41.87
#1	.0010	.0007	.4803	.0307	.0004	.8078	.2690
#2	.0019	.0007	.4781	.0306	.0008	.8087	.4953

Elem	Ni2316	P_1782	2203/1	2203/2	Pd3404	S_1820	Sb2068
Units	ppm	ppm	ppm	ppm	ppm	ppm	ppm
Avge	.0165	.0894	.0014	-.0048	-.0003	.0832	.0053
SDev	.0007	.0074	.0008	.0030	.0019	.0023	.0012
%RSD	4.233	8.321	56.83	61.92	645.5	2.763	22.25
#1	.0170	.0841	.0009	-.0069	.0010	.0816	.0061
#2	.0160	.0946	.0020	-.0027	-.0016	.0848	.0044

Elem	Sc3613	1960/1	1960/2	Si2881	Pb220	Se196	Sn1899
Units	%R	ppm	ppm	ppm	ppm	ppm	ppm
Avge	94.61	.0041	-.0006	11.96	-.0027	.0010	-.0007
SDev	1.89	.0042	.0018	.04	.0022	.0002	.0007
%RSD	1.994	103.4	316.6	.3527	82.71	18.20	90.40
#1	93.28	.0070	-.0019	11.93	-.0043	.0011	-.0003
#2	95.95	.0011	.0007	11.99	-.0011	.0009	-.0012

Elem	Sr4215	Th2837	Ti3372	Tl1908	U_3859	V_2924	W_2079
Units	ppm	ppm	ppm	ppm	ppm	ppm	ppm
Avge	.0218	-.0018	.1546	-.0005	.0337	.0035	-.0005
SDev	.0000	.0007	.0004	.0025	.0010	.0008	.0064
%RSD	.1313	40.33	.2755	483.6	2.838	21.85	1412.
#1	.0219	-.0013	.1543	.0013	.0331	.0041	-.0050
#2	.0218	-.0023	.1549	-.0023	.0344	.0030	.0041

010933

Elem	Y_3710	Zn2062	Zr3496
Units	ppm	ppm	ppm
Avge	.0006	.0086	.0032
SDev	.0001	.0006	.0001
%RSD	10.64	6.877	2.909
#1	.0006	.0082	.0033
#2	.0006	.0090	.0031

IntStd	1	2	3	4	5	6	7
Mode	*Counts	Time	NOTUSED	NOTUSED	NOTUSED	NOTUSED	NOTUSED
Elem	Sc	--	--	--	--	--	--
Wavlen	361.384	--	--	--	--	--	--
Avge	381730	10000	--	--	--	--	--
SDev	7614.126	.0000000	--	--	--	--	--
%RSD	1.994636	.0000000	--	--	--	--	--
#1	376346	10000	--	--	--	--	--
#2	387114	10000	--	--	--	--	--

Method: DAILY1 Sample Name: 297135ir df10 Operator: 010934
Run Time: 07/03/07 16:31:45
Comment:
Mode: CONC Corr. Factor: 1

Elem	Ag3280	Al3082	As1890	B_2496	Ba4934	Be3130	Bi2230
Units	ppm	ppm	ppm	ppm	ppm	ppm	ppm
Avge	-.0006	2.807	.0009	.0020	.0296	.0001	.0083
SDev	.0000	.007	.0007	.0007	.0002	.0001	.0012
%RSD	2.236	.2607	77.58	35.89	.6834	56.13	13.93
#1	-.0006	2.812	.0014	.0015	.0294	.0002	.0091
#2	-.0006	2.802	.0004	.0024	.0297	.0001	.0075

Elem	Ca3179	Cd2265	Co2286	Cr2677	Cu3247	Fe2714	K_7664
Units	ppm	ppm	ppm	ppm	ppm	ppm	ppm
Avge	2.592	.0001	.0008	.0224	.0046	1.512	.6258
SDev	.006	.0000	.0006	.0002	.0003	.004	.0029
%RSD	.2300	24.95	71.04	.7559	7.584	.2893	.4636
#1	2.596	.0001	.0004	.0225	.0043	1.509	.6279
#2	2.588	.0001	.0013	.0223	.0048	1.515	.6238

Elem	La4086	Li6707	Mg2790	Mn2576	Mo2020	Na5889	Na3302
Units	ppm	ppm	ppm	ppm	ppm	ppm	ppm
Avge	.0014	.0011	.6746	.0344	.0002	.7743	.4439
SDev	.0007	.0000	.0041	.0001	.0011	.0039	.0835
%RSD	52.79	1.700	.6045	.2543	602.4	.4988	18.81
#1	.0019	.0011	.6775	.0343	.0009	.7771	.5030
#2	.0009	.0011	.6717	.0345	-.0006	.7716	.3849

Elem	Ni2316	P_1782	2203/1	2203/2	Pd3404	S_1820	Sb2068
Units	ppm	ppm	ppm	ppm	ppm	ppm	ppm
Avge	.0122	.0825	.0007	.0010	-.0005	.0469	.0010
SDev	.0014	.0092	.0007	.0020	.0001	.0029	.0029
%RSD	11.09	11.18	97.78	205.1	15.51	6.157	304.0
#1	.0112	.0759	.0002	-.0004	-.0005	.0448	.0030
#2	.0131	.0890	.0012	.0024	-.0004	.0489	-.0011

Elem	Sc3613	1960/1	1960/2	Si2881	Pb220	Se196	Sn1899
Units	%R	ppm	ppm	ppm	ppm	ppm	ppm
Avge	125.0	-.0027	.0000	11.35	.0009	-.0009	-.0010
SDev	1.8	.0053	.0032	.01	.0016	.0004	.0002
%RSD	1.402	193.8	45490.	.1083	177.5	43.45	19.11
#1	126.3	.0010	-.0023	11.34	-.0002	-.0012	-.0009
#2	123.8	-.0065	.0023	11.35	.0020	-.0006	-.0012

Elem	Sr4215	Th2837	Ti3372	Tl1908	U_3859	V_2924	W_2079
Units	ppm	ppm	ppm	ppm	ppm	ppm	ppm
Avge	.0218	-.0042	.1686	.0018	.0439	.0033	.0010
SDev	.0000	.0000	.0004	.0061	.0075	.0006	.0025
%RSD	.0656	.1229	.2448	339.7	17.12	17.11	242.4
#1	.0218	-.0042	.1689	.0061	.0493	.0029	-.0007
#2	.0218	-.0041	.1683	-.0025	.0386	.0037	.0028

010935

Elem	Y_3710	Zn2062	Zr3496
Units	ppm	ppm	ppm
Avge	.0003	.0111	.0042
SDev	.0001	.0000	.0002
%RSD	21.48	.0887	5.529
#1	.0002	.0111	.0041
#2	.0003	.0111	.0044

IntStd	1	2	3	4	5	6	7
Mode	*Counts	Time	NOTUSED	NOTUSED	NOTUSED	NOTUSED	NOTUSED
Elem	Sc	--	--	--	--	--	--
Wavlen	361.384	--	--	--	--	--	--
Avge	503982	10000	--	--	--	--	--
SDev	7037.834	.0000000	--	--	--	--	--
%RSD	1.396447	.0000000	--	--	--	--	--
#1	508958	10000	--	--	--	--	--
#2	499005	10000	--	--	--	--	--

Method: DAILY1 Sample Name: 297136ir df10 Operator:
Run Time: 07/03/07 16:36:31
Comment:
Mode: CONC Corr. Factor: 1

010936

Elem	Ag3280	Al3082	As1890	B_2496	Ba4934	Be3130	Bi2230
Units	ppm	ppm	ppm	ppm	ppm	ppm	ppm
Avge	-.0012	2.745	.0009	.0188	.0291	.0001	.0106
SDev	.0000	.013	.0070	.0007	.0002	.0000	.0024
%RSD	1.047	.4658	795.6	3.940	.5424	4.948	22.15
#1	-.0012	2.736	.0058	.0193	.0290	.0001	.0089
#2	-.0012	2.754	-.0041	.0183	.0292	.0001	.0123

Elem	Ca3179	Cd2265	Co2286	Cr2677	Cu3247	Fe2714	K_7664
Units	ppm	ppm	ppm	ppm	ppm	ppm	ppm
Avge	2.786	.0004	.0008	.0142	.0021	1.170	.6493
SDev	.005	.0001	.0006	.0001	.0000	.004	.0043
%RSD	.1743	22.01	69.57	.7228	.3336	.3484	.6612
#1	2.782	.0004	.0004	.0142	.0021	1.173	.6523
#2	2.789	.0003	.0012	.0143	.0021	1.167	.6463

Elem	La4086	Li6707	Mg2790	Mn2576	Mo2020	Na5889	Na3302
Units	ppm	ppm	ppm	ppm	ppm	ppm	ppm
Avge	.0011	.0012	.5338	.0274	.0003	.8417	.4421
SDev	.0001	.0000	.0003	.0000	.0005	.0012	.0405
%RSD	5.514	.4951	.0547	.0354	171.2	.1474	9.165
#1	.0010	.0012	.5340	.0274	.0007	.8408	.4134
#2	.0011	.0012	.5336	.0274	-.0001	.8426	.4707

Elem	Ni2316	P_1782	2203/1	2203/2	Pd3404	S_1820	Sb2068
Units	ppm	ppm	ppm	ppm	ppm	ppm	ppm
Avge	.0074	.0488	.0016	-.0023	.0010	.0667	-.0014
SDev	.0013	.0126	.0018	.0001	.0031	.0170	.0009
%RSD	17.20	25.75	116.0	4.781	312.0	25.46	66.27
#1	.0083	.0577	.0003	-.0022	.0032	.0547	-.0020
#2	.0065	.0399	.0029	-.0023	-.0012	.0788	-.0007

Elem	Sc3613	1960/1	1960/2	Si2881	Pb220	Se196	Sn1899
Units	%R	ppm	ppm	ppm	ppm	ppm	ppm
Avge	103.4	.0022	-.0008	12.00	-.0010	.0002	-.0008
SDev	1.0	.0065	.0097	.08	.0005	.0043	.0015
%RSD	.9771	290.2	1150.	.6273	55.53	2024.	194.6
#1	102.7	.0069	-.0077	11.95	-.0014	-.0028	-.0019
#2	104.1	-.0024	.0060	12.06	-.0006	.0032	.0003

Elem	Sr4215	Th2837	Ti3372	Tl1908	U_3859	V_2924	W_2079
Units	ppm	ppm	ppm	ppm	ppm	ppm	ppm
Avge	.0325	-.0005	.1392	.0091	.0402	.0027	.0023
SDev	.0001	.0017	.0007	.0034	.0068	.0002	.0027
%RSD	.1770	339.5	.5271	36.88	16.96	7.268	117.5
#1	.0324	-.0017	.1386	.0115	.0353	.0025	.0043
#2	.0325	.0007	.1397	.0067	.0450	.0028	.0004

010937

Elem	Y_3710	Zn2062	Zr3496
Units	ppm	ppm	ppm
Avge	.0002	.0081	.0035
SDev	.0001	.0015	.0000
%RSD	46.16	18.32	.2616
#1	.0001	.0091	.0035
#2	.0003	.0070	.0035

IntStd	1	2	3	4	5	6	7
Mode	*Counts	Time	NOTUSED	NOTUSED	NOTUSED	NOTUSED	NOTUSED
Elem	Sc	--	--	--	--	--	--
Wavlen	361.384	--	--	--	--	--	--
Avge	416985	10000	--	--	--	--	--
SDev	4046.065	.0000000	--	--	--	--	--
%RSD	.9703143	.0000000	--	--	--	--	--
#1	414124	10000	--	--	--	--	--
#2	419846	10000	--	--	--	--	--

Method: DAILY1 Sample Name: 297137tr df10 Operator:
Run Time: 07/03/07 16:41:18
Comment:
Mode: CONC Corr. Factor: 1

010938

Elem	Ag3280	Al3082	As1890	B_2496	Ba4934	Be3130	Bi2230
Units	ppm	ppm	ppm	ppm	ppm	ppm	ppm
Avge	-.0017	6.290	-.0051	.0008	.0213	.0005	.0072
SDev	.0004	.001	.0003	.0010	.0002	.0001	.0088
%RSD	25.23	.0113	6.681	125.5	.8089	10.12	123.3
#1	-.0014	6.289	-.0049	.0001	.0215	.0005	.0134
#2	-.0020	6.290	-.0054	.0015	.0212	.0005	.0009

Elem	Ca3179	Cd2265	Co2286	Cr2677	Cu3247	Fe2714	K_7664
Units	ppm	ppm	ppm	ppm	ppm	ppm	ppm
Avge	1.014	.0000	.0001	.0013	.0004	1.259	2.277
SDev	.003	.0001	.0006	.0004	.0003	.007	.003
%RSD	.2767	234.8	403.5	33.07	84.09	.5947	.1217
#1	1.016	.0001	.0005	.0010	.0001	1.264	2.279
#2	1.012	-.0000	-.0003	.0016	.0006	1.254	2.275

Elem	La4086	Li6707	Mg2790	Mn2576	Mo2020	Na5889	Na3302
Units	ppm	ppm	ppm	ppm	ppm	ppm	ppm
Avge	.0024	.0031	.3671	.0545	-.0018	2.173	1.554
SDev	.0010	.0001	.0034	.0003	.0006	.004	.091
%RSD	42.66	2.077	.9410	.5314	35.64	.2028	5.881
#1	.0031	.0032	.3696	.0547	-.0013	2.176	1.490
#2	.0017	.0031	.3647	.0543	-.0022	2.170	1.619

Elem	Ni2316	P_1782	2203/1	2203/2	Pd3404	S_1820	Sb2068
Units	ppm	ppm	ppm	ppm	ppm	ppm	ppm
Avge	.0017	.0168	.0036	-.0007	-.0002	.0004	-.0010
SDev	.0009	.0010	.0029	.0019	.0019	.0037	.0005
%RSD	53.44	6.046	79.28	264.9	804.1	1007.	46.73
#1	.0023	.0161	.0056	.0006	.0011	-.0022	-.0007
#2	.0010	.0175	.0016	-.0021	-.0016	.0030	-.0013

Elem	Sc3613	1960/1	1960/2	Si2881	Pb220	Se196	Sn1899
Units	%R	ppm	ppm	ppm	ppm	ppm	ppm
Avge	105.9	-.0017	-.0020	32.08	.0007	-.0019	.0050
SDev	.1	.0101	.0053	.04	.0022	.0002	.0022
%RSD	.0749	596.5	258.9	.1139	311.7	8.777	43.01
#1	105.9	.0055	-.0058	32.06	.0023	-.0020	.0035
#2	106.0	-.0088	.0017	32.11	-.0009	-.0018	.0066

Elem	Sr4215	Th2837	Ti3372	Tl1908	U_3859	V_2924	W_2079
Units	ppm	ppm	ppm	ppm	ppm	ppm	ppm
Avge	.0143	.0013	.1165	-.0019	.0337	.0016	.0009
SDev	.0000	.0010	.0000	.0019	.0067	.0004	.0009
%RSD	.2864	75.82	.0147	100.9	19.86	27.34	95.06
#1	.0143	.0021	.1165	-.0033	.0290	.0019	.0003
#2	.0143	.0006	.1165	-.0005	.0385	.0013	.0015

010939

Elem	Y_3710	Zn2062	Zr3496
Units	ppm	ppm	ppm
Avge	.0019	.0074	.0075
SDev	.0000	.0009	.0003
%RSD	.0744	11.69	4.667
#1	.0019	.0081	.0072
#2	.0019	.0068	.0077

IntStd	1	2	3	4	5	6	7
Mode	*Counts	Time	NOTUSED	NOTUSED	NOTUSED	NOTUSED	NOTUSED
Elem	Sc	--	--	--	--	--	--
Wavlen	361.384	--	--	--	--	--	--
Avge	427267	10000	--	--	--	--	--
SDev	288.4996	.0000000	--	--	--	--	--
%RSD	.0675221	.0000000	--	--	--	--	--
#1	427063	10000	--	--	--	--	--
#2	427471	10000	--	--	--	--	--

Method: DAILY1 Sample Name: 297138tr df10 Operator: 010940
Run Time: 07/03/07 16:46:05
Comment:
Mode: CONC Corr. Factor: 1

Elem	Ag3280	Al3082	As1890	B_2496	Ba4934	Be3130	Bi2230
Units	ppm	ppm	ppm	ppm	ppm	ppm	ppm
Avge	.0003	6.124	-.0037	-.0001	.0174	.0003	.0074
SDev	.0011	.017	.0003	.0005	.0001	.0000	.0104
%RSD	355.9	.2709	8.434	413.2	.5624	1.456	142.0
#1	.0011	6.113	-.0039	.0002	.0173	.0003	.0147
#2	-.0005	6.136	-.0035	-.0005	.0174	.0003	-.0000

Elem	Ca3179	Cd2265	Co2286	Cr2677	Cu3247	Fe2714	K_7664
Units	ppm	ppm	ppm	ppm	ppm	ppm	ppm
Avge	1.233	.0000	-.0001	.0043	.0033	2.526	2.247
SDev	.004	.0002	.0001	.0002	.0003	.023	.004
%RSD	.3650	503.0	71.10	5.456	8.924	.9000	.1677
#1	1.229	.0002	-.0000	.0045	.0031	2.510	2.245
#2	1.236	-.0001	-.0001	.0042	.0035	2.542	2.250

Elem	La4086	Li6707	Mg2790	Mn2576	Mo2020	Na5889	Na3302
Units	ppm	ppm	ppm	ppm	ppm	ppm	ppm
Avge	.0024	.0037	.3686	.0837	-.0015	2.565	1.793
SDev	.0009	.0000	.0034	.0005	.0002	.011	.048
%RSD	39.14	.2164	.9303	.5718	10.65	.4315	2.696
#1	.0031	.0037	.3710	.0834	-.0017	2.557	1.759
#2	.0017	.0037	.3661	.0841	-.0014	2.573	1.827

Elem	Ni2316	P_1782	2203/1	2203/2	Pd3404	S_1820	Sb2068
Units	ppm	ppm	ppm	ppm	ppm	ppm	ppm
Avge	.0036	.0116	.0025	-.0014	.0009	.0424	-.0023
SDev	.0001	.0021	.0057	.0028	.0009	.0096	.0032
%RSD	1.841	18.22	225.4	205.2	103.6	22.55	136.3
#1	.0036	.0101	.0066	-.0034	.0015	.0491	-.0046
#2	.0035	.0131	-.0015	.0006	.0002	.0356	-.0001

Elem	Sc3613	1960/1	1960/2	Si2881	Pb220	Se196	Sn1899
Units	%R	ppm	ppm	ppm	ppm	ppm	ppm
Avge	132.0	-.0040	-.0040	31.34	-.0001	-.0039	-.0004
SDev	.7	.0190	.0008	.09	.0000	.0058	.0012
%RSD	.5523	479.3	20.94	.2778	22.14	146.2	351.7
#1	131.4	.0095	-.0046	31.28	-.0001	.0001	.0005
#2	132.5	-.0174	-.0034	31.40	-.0001	-.0080	-.0012

Elem	Sr4215	Th2837	Ti3372	Tl1908	U_3859	V_2924	W_2079
Units	ppm	ppm	ppm	ppm	ppm	ppm	ppm
Avge	.0127	-.0030	.0936	.0061	.0457	.0007	-.0040
SDev	.0001	.0053	.0002	.0037	.0202	.0000	.0022
%RSD	.8817	176.3	.2216	60.77	44.15	1.457	53.26
#1	.0126	.0007	.0937	.0035	.0315	.0007	-.0025
#2	.0128	-.0067	.0934	.0087	.0600	.0007	-.0056

010941

Elem	Y_3710	Zn2062	Zr3496
Units	ppm	ppm	ppm
Avge	.0021	.0201	.0132
SDev	.0001	.0003	.0004
%RSD	2.558	1.313	3.181
#1	.0021	.0203	.0129
#2	.0022	.0200	.0135

IntStd	1	2	3	4	5	6	7
Mode	*Counts	Time	NOTUSED	NOTUSED	NOTUSED	NOTUSED	NOTUSED
Elem	Sc	--	--	--	--	--	--
Wavlen	361.384	--	--	--	--	--	--
Avge	531917	10000	--	--	--	--	--
SDev	2979.748	.0000000	--	--	--	--	--
%RSD	.5601904	.0000000	--	--	--	--	--
#1	529810	10000	--	--	--	--	--
#2	534024	10000	--	--	--	--	--

Analysis Report 07/03/07 04:55:28 PM page 1

Method: DAILY1 Sample Name: ccv6 Operator: 010942
Run Time: 07/03/07 16:50:51
Comment:
Mode: CONC Corr. Factor: 1

Elem	Ag3280	Al3082	As1890	B_2496	Ba4934	Be3130	Bi2230
Units	ppm	ppm	ppm	ppm	ppm	ppm	ppm
Avge	.9863	9.985	5.434	5.303	10.04	1.035	5.118
SDev	.0003	.027	.014	.033	.00	.004	.025
%RSD	.0314	.2731	.2516	.6202	.0102	.3508	.4974
#1	.9866	9.966	5.443	5.279	10.04	1.033	5.100
#2	.9861	10.00	5.424	5.326	10.04	1.038	5.136
Errors	LC Pass	LC Pass	LC Pass	LC Pass	LC Pass	LC Pass	LC Pass
High	1.100	11.00	5.500	5.500	11.00	1.100	5.500
Low	.9000	9.000	4.500	4.500	9.000	.9000	4.500

Elem	Ca3179	Cd2265	Co2286	Cr2677	Cu3247	Fe2714	K_7664
Units	ppm	ppm	ppm	ppm	ppm	ppm	ppm
Avge	20.87	1.053	5.215	2.049	2.030	10.35	18.59
SDev	.06	.004	.014	.011	.006	.04	.12
%RSD	.3053	.3840	.2758	.5462	.2945	.4284	.6328
#1	20.83	1.050	5.205	2.041	2.025	10.31	18.51
#2	20.92	1.056	5.225	2.057	2.034	10.38	18.68
Errors	LC Pass	LC Pass	LC Pass	LC Pass	LC Pass	LC Pass	LC Pass
High	22.00	1.100	5.500	2.200	2.200	11.00	22.00
Low	18.00	.9000	4.500	1.800	1.800	9.000	18.00

Elem	La4086	Li6707	Mg2790	Mn2576	Mo2020	Na5889	Na3302
Units	ppm	ppm	ppm	ppm	ppm	ppm	ppm
Avge	4.958	5.073	20.87	1.050	5.325	H41.95	28.85
SDev	.022	.025	.10	.006	.017	.28	.02
%RSD	.4442	.4866	.4791	.5562	.3156	.6622	.0622
#1	4.942	5.056	20.80	1.046	5.313	H41.75	28.87
#2	4.973	5.091	20.94	1.054	5.337	H42.15	28.84
Errors	LC Pass	LC Pass	LC Pass	LC Pass	LC Pass	LC High	LC Pass
High	5.500	5.500	22.00	1.100	5.500	33.00	33.00
Low	4.500	4.500	18.00	.9000	4.500	27.00	27.00

Elem	Ni2316	P_1782	2203/1	2203/2	Pd3404	S_1820	Sb2068
Units	ppm	ppm	ppm	ppm	ppm	ppm	ppm
Avge	4.992	H5.557	5.254	4.814	1.008	1.020	1.040
SDev	.017	.000	.072	.039	.003	.011	.011
%RSD	.3433	.0061	1.378	.8076	.3021	1.037	1.057
#1	5.004	H5.557	5.203	4.786	1.006	1.012	1.032
#2	4.979	H5.557	5.305	4.841	1.010	1.027	1.048
Errors	LC Pass	LC High	NOCHECK	NOCHECK	LC Pass	LC Pass	LC Pass
High	5.500	5.500			1.100	1.100	1.100
Low	4.500	4.500			.9000	.9000	.9000

Elem	Sc3613	1960/1	1960/2	Si2881	Pb220	Se196	Sn1899

010943

Units	%R	ppm	ppm	ppm	ppm	ppm	ppm
Avge	108.4	5.561	5.016	5.301	4.955	5.193	5.315
SDev	.4	.036	.052	.010	.050	.046	.012
%RSD	.3823	.6563	1.027	.1887	1.009	.8950	.2239
#1	108.6	5.535	4.980	5.294	4.920	5.160	5.323
#2	108.1	5.586	5.053	5.308	4.991	5.225	5.306
Errors	NOCHECK	NOCHECK	NOCHECK	LC Pass	LC Pass	LC Pass	LC Pass
High				5.500	5.500	5.500	5.500
Low				4.500	4.500	4.500	4.500

Elem	Sr4215	Th2837	Ti3372	Tl1908	U_3859	V_2924	W_2079
Units	ppm	ppm	ppm	ppm	ppm	ppm	ppm
Avge	4.980	1.028	5.058	H5.611	.9973	5.190	H1.102
SDev	.015	.007	.001	.019	.0002	.019	.001
%RSD	.2929	.6531	.0201	.3444	.0190	.3583	.0579
#1	4.970	1.023	5.058	H5.597	.9974	5.177	H1.102
#2	4.991	1.032	5.059	H5.625	.9971	5.203	H1.101
Errors	LC Pass	LC Pass	LC Pass	LC High	LC Pass	LC Pass	LC High
High	5.500	1.100	5.500	5.500	1.100	5.500	1.100
Low	4.500	.9000	4.500	4.500	.9000	4.500	.9000

Elem	Y_3710	Zn2062	Zr3496
Units	ppm	ppm	ppm
Avge	5.044	1.085	5.018
SDev	.002	.001	.006
%RSD	.0399	.0723	.1125
#1	5.045	1.085	5.014
#2	5.042	1.086	5.022
Errors	LC Pass	LC Pass	LC Pass
High	5.500	1.100	5.500
Low	4.500	.9000	4.500

010944

IntStd	1	2	3	4	5	6	7
Mode	*Counts	Time	NOTUSED	NOTUSED	NOTUSED	NOTUSED	NOTUSED
Elem	Sc	--	--	--	--	--	--
Wavlen	361.384	--	--	--	--	--	--
Avge	437007	10000	--	--	--	--	--
SDev	1654.630	.0000000	--	--	--	--	--
%RSD	.3786278	.0000000	--	--	--	--	--
#1	438177	10000	--	--	--	--	--
#2	435837	10000	--	--	--	--	--

Method: DAILY1 Sample Name: ccb6 Operator:
Run Time: 07/03/07 16:55:39
Comment:
Mode: CONC Corr. Factor: 1

010945

Elem	Ag3280	Al3082	As1890	B_2496	Ba4934	Be3130	Bi2230
Units	ppm	ppm	ppm	ppm	ppm	ppm	ppm
Avge	-.0013	.0150	-.0015	.0063	-.0000	.0000	.0059
SDev	.0003	.0001	.0012	.0011	.0001	.0000	.0008
%RSD	23.47	.7819	82.80	17.90	1194.	11.49	13.79
#1	-.0015	.0149	-.0023	.0071	-.0001	.0000	.0054
#2	-.0011	.0151	-.0006	.0055	.0001	.0000	.0065
Errors	LC Pass	LC Pass	LC Pass	LC Pass	LC Pass	LC Pass	LC Pass
High	.0050	.0500	.0050	.0500	.0050	.0050	.0100
Low	-.0050	-.0500	-.0050	-.0500	-.0050	-.0050	-.0100

Elem	Ca3179	Cd2265	Co2286	Cr2677	Cu3247	Fe2714	K_7664
Units	ppm	ppm	ppm	ppm	ppm	ppm	ppm
Avge	.0117	.0004	-.0001	-.0002	-.0011	.0029	-.0218
SDev	.0001	.0002	.0001	.0003	.0004	.0035	.0059
%RSD	1.268	62.10	162.9	169.7	39.20	122.9	26.92
#1	.0118	.0002	-.0001	-.0003	-.0008	.0054	-.0177
#2	.0116	.0005	.0000	.0000	-.0014	.0004	-.0260
Errors	LC Pass	LC Pass	LC Pass	LC Pass	LC Pass	LC Pass	LC Pass
High	.0500	.0050	.0050	.0050	.0050	.0500	.1000
Low	-.0500	-.0050	-.0050	-.0050	-.0050	-.0500	-.1000

Elem	La4086	Li6707	Mg2790	Mn2576	Mo2020	Na5889	Na3302
Units	ppm	ppm	ppm	ppm	ppm	ppm	ppm
Avge	.0008	-.0005	-.0013	-.0001	.0010	-.0005	L-.1902
SDev	.0005	.0000	.0070	.0001	.0010	.0027	.1321
%RSD	70.83	7.138	547.2	70.46	102.1	521.1	69.49
#1	.0004	-.0005	.0037	-.0001	.0017	.0014	L-.0967
#2	.0012	-.0006	-.0062	-.0000	.0003	-.0024	L-.2836
Errors	LC Pass	LC Pass	LC Pass	LC Pass	LC Pass	LC Pass	LC Low
High	.0050	.0050	.0500	.0050	.0050	.0500	.0500
Low	-.0050	-.0050	-.0500	-.0050	-.0050	-.0500	-.0500

Elem	Ni2316	P_1782	2203/1	2203/2	Pd3404	S_1820	Sb2068
Units	ppm	ppm	ppm	ppm	ppm	ppm	ppm
Avge	.0003	.0063	.0048	-.0038	.0008	L-.0210	-.0037
SDev	.0012	.0047	.0016	.0001	.0003	.0031	.0020
%RSD	473.1	74.49	33.69	2.014	40.95	14.99	54.01
#1	-.0006	.0097	.0036	-.0037	.0010	L-.0232	-.0051
#2	.0011	.0030	.0059	-.0038	.0006	-.0188	-.0023
Errors	LC Pass	LC Pass	NOCHECK	NOCHECK	LC Pass	LC Low	LC Pass
High	.0050	.0200			.0050	.0200	.0100
Low	-.0050	-.0200			-.0050	-.0200	-.0100

Elem	Sc3613	1960/1	1960/2	Si2881	Pb220	Se196	Sn1899

010946

Units	%R	ppm	ppm	ppm	ppm	ppm	ppm
Avge	119.8	-.0026	.0004	H.0796	-.0009	-.0006	.0014
SDev	1.0	.0005	.0037	.0067	.0005	.0026	.0042
%RSD	.7971	17.43	1023.	8.482	53.15	425.1	300.5
#1	120.4	-.0023	.0029	H.0844	-.0013	.0012	-.0016
#2	119.1	-.0029	-.0022	H.0748	-.0006	-.0024	.0044
Errors	NOCHECK	NOCHECK	NOCHECK	LC High	LC Pass	LC Pass	LC Pass
High				.0100	.0050	.0050	.0050
Low				-.0100	-.0050	-.0050	-.0050

Elem	Sr4215	Th2837	Ti3372	Tl1908	U_3859	V_2924	W_2079
Units	ppm	ppm	ppm	ppm	ppm	ppm	ppm
Avge	.0000	-.0021	-.0021	.0028	.0549	.0005	-.0045
SDev	.0000	.0063	.0003	.0025	.0145	.0008	.0014
%RSD	36.95	303.8	16.07	90.39	26.40	140.1	31.39
#1	.0000	-.0065	-.0024	.0010	.0651	.0011	-.0035
#2	.0000	.0024	-.0019	.0046	.0446	.0000	-.0055
Errors	LC Pass	LC Pass	LC Pass	LC Pass	LC Pass	LC Pass	LC Pass
High	.0050	.0100	.0050	.0100	.1000	.0050	.0100
Low	-.0050	-.0100	-.0050	-.0100	-.1000	-.0050	-.0100

Elem	Y_3710	Zn2062	Zr3496
Units	ppm	ppm	ppm
Avge	.0000	-.0002	.0002
SDev	.0001	.0003	.0002
%RSD	303.3	142.5	98.51
#1	-.0000	-.0004	.0004
#2	.0001	.0000	.0001
Errors	LC Pass	LC Pass	LC Pass
High	.0050	.0050	.0050
Low	-.0050	-.0050	-.0050

010947

IntStd	1	2	3	4	5	6	7
Mode	*Counts	Time	NOTUSED	NOTUSED	NOTUSED	NOTUSED	NOTUSED
Elem	Sc	--	--	--	--	--	--
Wavlen	361.384	--	--	--	--	--	--
Avge	482840	10000	--	--	--	--	--
SDev	3834.640	.0000000	--	--	--	--	--
%RSD	.7941836	.0000000	--	--	--	--	--
#1	485552	10000	--	--	--	--	--
#2	480129	10000	--	--	--	--	--

Method: DAILY1 Sample Name: 297139tr df10 Operator:
Run Time: 07/03/07 17:00:26
Comment:
Mode: CONC Corr. Factor: 1

010948

Elem	Ag3280	Al3082	As1890	B_2496	Ba4934	Be3130	Bi2230
Units	ppm	ppm	ppm	ppm	ppm	ppm	ppm
Avge	-.0004	6.594	-.0028	.0015	.0606	.0003	.0058
SDev	.0000	.045	.0056	.0004	.0004	.0001	.0013
%RSD	7.865	.6827	200.6	29.58	.5958	15.81	22.86
#1	-.0004	6.626	-.0068	.0018	.0609	.0004	.0049
#2	-.0004	6.562	.0012	.0012	.0604	.0003	.0068

Elem	Ca3179	Cd2265	Co2286	Cr2677	Cu3247	Fe2714	K_7664
Units	ppm	ppm	ppm	ppm	ppm	ppm	ppm
Avge	1.448	.0004	.0008	.0045	.0036	2.932	2.557
SDev	.001	.0001	.0005	.0003	.0000	.010	.017
%RSD	.0906	14.37	63.26	6.163	.2231	.3287	.6804
#1	1.447	.0004	.0005	.0043	.0036	2.925	2.570
#2	1.449	.0004	.0012	.0047	.0036	2.939	2.545

Elem	La4086	Li6707	Mg2790	Mn2576	Mo2020	Na5889	Na3302
Units	ppm	ppm	ppm	ppm	ppm	ppm	ppm
Avge	.0032	.0034	.3223	.0794	-.0014	2.757	1.965
SDev	.0003	.0000	.0021	.0000	.0004	.020	.004
%RSD	10.54	.1372	.6401	.0451	28.38	.7197	.1992
#1	.0035	.0034	.3238	.0795	-.0017	2.743	1.968
#2	.0030	.0034	.3209	.0794	-.0011	2.771	1.962

Elem	Ni2316	P_1782	2203/1	2203/2	Pd3404	S_1820	Sb2068
Units	ppm	ppm	ppm	ppm	ppm	ppm	ppm
Avge	.0034	.0362	.0070	-.0042	.0012	.0585	.0000
SDev	.0011	.0078	.0043	.0057	.0012	.0041	.0000
%RSD	31.73	21.68	61.81	137.3	102.2	7.016	49.91
#1	.0026	.0417	.0101	-.0082	.0003	.0614	.0000
#2	.0042	.0306	.0039	-.0001	.0020	.0556	.0000

Elem	Sc3613	1960/1	1960/2	Si2881	Pb220	Se196	Sn1899
Units	%R	ppm	ppm	ppm	ppm	ppm	ppm
Avge	116.2	.0038	-.0026	31.67	-.0004	-.0005	-.0010
SDev	13.5	.0129	.0063	.00	.0024	.0001	.0002
%RSD	11.58	342.6	237.6	.0052	540.0	27.53	24.51
#1	106.6	.0129	-.0071	31.67	-.0021	-.0004	-.0012
#2	125.7	-.0054	.0018	31.67	.0012	-.0006	-.0008

Elem	Sr4215	Th2837	Ti3372	Tl1908	U_3859	V_2924	W_2079
Units	ppm	ppm	ppm	ppm	ppm	ppm	ppm
Avge	.0130	-.0019	.1323	.0082	.0290	.0011	.0038
SDev	.0000	.0011	.0005	.0053	.0011	.0003	.0020
%RSD	.2988	57.47	.3923	64.24	3.709	28.70	53.29
#1	.0130	-.0027	.1327	.0045	.0283	.0009	.0052
#2	.0129	-.0011	.1320	.0119	.0298	.0014	.0023

010949

Elem	Y_3710	Zn2062	Zr3496
Units	ppm	ppm	ppm
Avge	.0011	.0229	.0149
SDev	.0001	.0000	.0008
%RSD	6.505	.0266	5.054
#1	.0011	.0229	.0154
#2	.0010	.0229	.0144

IntStd	1	2	3	4	5	6	7
Mode	*Counts	Time	NOTUSED	NOTUSED	NOTUSED	NOTUSED	NOTUSED
Elem	Sc	--	--	--	--	--	--
Wavlen	361.384	--	--	--	--	--	--
Avge	468392	10000	--	--	--	--	--
SDev	54075.99	.0000000	--	--	--	--	--
%RSD	11.54502	.0000000	--	--	--	--	--
#1	430155	10000	--	--	--	--	--
#2	506630	10000	--	--	--	--	--

Method: DAILY1 Sample Name: 297140tr df10 Operator: 010950
Run Time: 07/03/07 17:05:12
Comment:
Mode: CONC Corr. Factor: 1

Elem	Ag3280	Al3082	As1890	B_2496	Ba4934	Be3130	Bi2230
Units	ppm	ppm	ppm	ppm	ppm	ppm	ppm
Avge	-.0015	5.940	-.0034	.0009	.0121	.0003	.0018
SDev	.0009	.011	.0024	.0005	.0000	.0001	.0026
%RSD	58.78	.1796	69.68	52.26	.1432	14.93	146.1
#1	-.0009	5.948	-.0017	.0006	.0120	.0004	.0036
#2	-.0021	5.933	-.0051	.0013	.0121	.0003	-.0001

Elem	Ca3179	Cd2265	Co2286	Cr2677	Cu3247	Fe2714	K_7664
Units	ppm	ppm	ppm	ppm	ppm	ppm	ppm
Avge	2.002	.0004	.0000	.0060	.0062	3.263	2.388
SDev	.004	.0001	.0001	.0004	.0005	.011	.000
%RSD	.1792	30.17	357.5	7.593	7.406	.3294	.0044
#1	1.999	.0003	-.0000	.0057	.0065	3.255	2.388
#2	2.004	.0004	.0001	.0063	.0059	3.271	2.388

Elem	La4086	Li6707	Mg2790	Mn2576	Mo2020	Na5889	Na3302
Units	ppm	ppm	ppm	ppm	ppm	ppm	ppm
Avge	.0023	.0038	.2357	.0848	-.0008	2.637	1.851
SDev	.0007	.0000	.0015	.0002	.0007	.006	.006
%RSD	31.88	.2335	.6462	.2786	93.36	.2094	.3132
#1	.0028	.0038	.2368	.0847	-.0013	2.633	1.855
#2	.0018	.0038	.2346	.0850	-.0003	2.641	1.847

Elem	Ni2316	P_1782	2203/1	2203/2	Pd3404	S_1820	Sb2068
Units	ppm	ppm	ppm	ppm	ppm	ppm	ppm
Avge	.0043	.0200	.0056	-.0030	-.0004	.0996	.0011
SDev	.0019	.0010	.0013	.0002	.0005	.0038	.0018
%RSD	43.51	4.919	23.57	6.464	132.9	3.804	169.6
#1	.0057	.0207	.0047	-.0029	-.0008	.1023	.0023
#2	.0030	.0193	.0065	-.0031	-.0000	.0970	-.0002

Elem	Sc3613	1960/1	1960/2	Si2881	Pb220	Se196	Sn1899
Units	%R	ppm	ppm	ppm	ppm	ppm	ppm
Avge	107.3	-.0074	.0035	31.77	-.0001	-.0001	.0009
SDev	.3	.0041	.0052	.03	.0003	.0048	.0010
%RSD	.3085	54.95	146.7	.1056	228.0	4205.	108.8
#1	107.0	-.0103	-.0001	31.75	-.0004	-.0035	.0002
#2	107.5	-.0045	.0072	31.80	.0001	.0033	.0017

Elem	Sr4215	Th2837	Ti3372	Tl1908	U_3859	V_2924	W_2079
Units	ppm	ppm	ppm	ppm	ppm	ppm	ppm
Avge	.0085	-.0030	.0789	.0128	.0408	.0010	-.0054
SDev	.0000	.0007	.0005	.0067	.0027	.0004	.0049
%RSD	.2989	24.23	.6884	52.25	6.507	44.18	90.44
#1	.0084	-.0035	.0792	.0176	.0390	.0007	-.0019
#2	.0085	-.0025	.0785	.0081	.0427	.0013	-.0088

010951

Elem	Y_3710	Zn2062	Zr3496
Units	ppm	ppm	ppm
Avge	.0012	.0477	.0084
SDev	.0001	.0003	.0002
%RSD	8.731	.6599	2.327
#1	.0012	.0480	.0085
#2	.0011	.0475	.0083

IntStd	1	2	3	4	5	6	7
Mode	*Counts	Time	NOTUSED	NOTUSED	NOTUSED	NOTUSED	NOTUSED
Elem	Sc	--	--	--	--	--	--
Wavlen	361.384	--	--	--	--	--	--
Avge	432655	10000	--	--	--	--	--
SDev	1325.118	.0000000	--	--	--	--	--
%RSD	.3062759	.0000000	--	--	--	--	--
#1	431718	10000	--	--	--	--	--
#2	433592	10000	--	--	--	--	--

Method: DAILY1 Sample Name: 297141ir df10 Operator:
Run Time: 07/03/07 17:09:58
Comment:
Mode: CONC Corr. Factor: 1

010952

Elem	Ag3280	Al3082	As1890	B_2496	Ba4934	Be3130	Bi2230
Units	ppm	ppm	ppm	ppm	ppm	ppm	ppm
Avge	-.0015	2.518	-.0036	-.0002	.0370	.0001	.0077
SDev	.0010	.021	.0107	.0022	.0003	.0000	.0050
%RSD	68.28	.8238	297.0	1079.	.9205	3.537	65.24
#1	-.0022	2.503	-.0111	-.0018	.0372	.0001	.0042
#2	-.0008	2.532	.0039	.0013	.0367	.0001	.0113

Elem	Ca3179	Cd2265	Co2286	Cr2677	Cu3247	Fe2714	K_7664
Units	ppm	ppm	ppm	ppm	ppm	ppm	ppm
Avge	1.802	-.0002	.0032	.3939	.0102	2.592	.5397
SDev	.011	.0008	.0002	.0003	.0006	.005	.0009
%RSD	.5961	424.2	6.300	.0725	5.989	.2120	.1676
#1	1.795	-.0008	.0031	.3941	.0106	2.596	.5390
#2	1.810	.0004	.0033	.3937	.0098	2.588	.5403

Elem	La4086	Li6707	Mg2790	Mn2576	Mo2020	Na5889	Na3302
Units	ppm	ppm	ppm	ppm	ppm	ppm	ppm
Avge	.0012	.0005	.3671	.0593	.0094	.7923	.1944
SDev	.0008	.0000	.0150	.0003	.0002	.0028	.3122
%RSD	71.21	7.796	4.074	.5249	1.721	.3565	160.6
#1	.0006	.0005	.3565	.0590	.0093	.7903	-.0264
#2	.0018	.0006	.3777	.0595	.0095	.7943	.4152

Elem	Ni2316	P_1782	2203/1	2203/2	Pd3404	S_1820	Sb2068
Units	ppm	ppm	ppm	ppm	ppm	ppm	ppm
Avge	.1851	.0616	-.0041	.0031	-.0017	.0360	-.0036
SDev	.0037	.0008	.0026	.0038	.0040	.0246	.0097
%RSD	2.009	1.385	61.83	122.5	228.2	68.25	271.2
#1	.1878	.0622	-.0060	.0059	-.0045	.0186	-.0105
#2	.1825	.0610	-.0023	.0004	.0011	.0534	.0033

Elem	Sc3613	1960/1	1960/2	Si2881	Pb220	Se196	Sn1899
Units	%R	ppm	ppm	ppm	ppm	ppm	ppm
Avge	102.5	-.0173	.0022	12.11	.0007	-.0043	-.0065
SDev	.7	.0060	.0065	.00	.0017	.0023	.0094
%RSD	.7186	34.81	294.5	.0113	240.5	54.23	144.3
#1	103.0	-.0215	.0068	12.12	.0019	-.0026	-.0131
#2	102.0	-.0130	-.0024	12.11	-.0005	-.0059	.0001

Elem	Sr4215	Th2837	Ti3372	Tl1908	U_3859	V_2924	W_2079
Units	ppm	ppm	ppm	ppm	ppm	ppm	ppm
Avge	.0194	-.0051	.1263	-.0058	.0260	.0040	.0004
SDev	.0001	.0030	.0052	.0037	.0353	.0003	.0112
%RSD	.3809	58.51	4.136	64.23	135.8	6.231	3158.
#1	.0193	-.0030	.1226	-.0032	.0010	.0038	-.0076
#2	.0194	-.0072	.1300	-.0084	.0510	.0041	.0083

010953

Elem	Y_3710	Zn2062	Zr3496
Units	ppm	ppm	ppm
Avge	.0004	.0055	.0036
SDev	.0000	.0006	.0001
%RSD	.4773	10.08	1.879
#1	.0004	.0051	.0036
#2	.0004	.0059	.0035

IntStd	1	2	3	4	5	6	7
Mode	*Counts	Time	NOTUSED	NOTUSED	NOTUSED	NOTUSED	NOTUSED
Elem	Sc	--	--	--	--	--	--
Wavlen	361.384	--	--	--	--	--	--
Avge	413505	10000	--	--	--	--	--
SDev	2965.606	.0000000	--	--	--	--	--
%RSD	.7171874	.0000000	--	--	--	--	--
#1	415602	10000	--	--	--	--	--
#2	411408	10000	--	--	--	--	--

Method: DAILY1 Sample Name: 297126ir df10 Operator:
Run Time: 07/03/07 17:14:45
Comment:
Mode: CONC Corr. Factor: 1

010954

Elem	Ag3280	Al3082	As1890	B_2496	Ba4934	Be3130	Bi2230
Units	ppm	ppm	ppm	ppm	ppm	ppm	ppm
Avge	-.0014	6.854	-.0007	.0017	.0316	.0004	.0097
SDev	.0002	.009	.0083	.0004	.0002	.0000	.0045
%RSD	16.76	.1265	1203.	24.27	.7186	5.444	46.26
#1	-.0016	6.848	-.0065	.0014	.0315	.0004	.0065
#2	-.0012	6.861	.0052	.0020	.0318	.0004	.0129

Elem	Ca3179	Cd2265	Co2286	Cr2677	Cu3247	Fe2714	K_7664
Units	ppm	ppm	ppm	ppm	ppm	ppm	ppm
Avge	1.535	.0002	.0011	.0031	.0009	2.993	1.862
SDev	.007	.0002	.0005	.0006	.0006	.019	.010
%RSD	.4441	114.8	40.56	19.02	66.09	.6200	.5443
#1	1.530	.0000	.0015	.0035	.0005	2.980	1.855
#2	1.540	.0004	.0008	.0027	.0013	3.006	1.869

Elem	La4086	Li6707	Mg2790	Mn2576	Mo2020	Na5889	Na3302
Units	ppm	ppm	ppm	ppm	ppm	ppm	ppm
Avge	.0018	.0035	1.130	.0688	-.0015	1.946	1.366
SDev	.0004	.0001	.001	.0004	.0005	.021	.042
%RSD	21.79	1.715	.1321	.6363	34.13	1.070	3.051
#1	.0021	.0035	1.128	.0685	-.0011	1.932	1.395
#2	.0016	.0036	1.131	.0691	-.0018	1.961	1.336

Elem	Ni2316	P_1782	2203/1	2203/2	Pd3404	S_1820	Sb2068
Units	ppm	ppm	ppm	ppm	ppm	ppm	ppm
Avge	.0023	.0728	.0034	.0014	.0009	.0025	-.0015
SDev	.0001	.0050	.0021	.0012	.0016	.0159	.0012
%RSD	3.957	6.856	62.44	88.69	170.7	646.0	81.67
#1	.0022	.0692	.0049	.0005	-.0002	-.0088	-.0006
#2	.0024	.0763	.0019	.0022	.0021	.0137	-.0023

Elem	Sc3613	1960/1	1960/2	Si2881	Pb220	Se196	Sn1899
Units	%R	ppm	ppm	ppm	ppm	ppm	ppm
Avge	108.5	.0001	.0034	28.95	.0020	.0023	.0004
SDev	2.5	.0015	.0017	.18	.0001	.0006	.0003
%RSD	2.264	1132.	51.51	.6324	4.225	28.12	86.58
#1	106.8	.0012	.0021	28.82	.0020	.0018	.0006
#2	110.3	-.0009	.0046	29.08	.0021	.0028	.0002

Elem	Sr4215	Th2837	Ti3372	Tl1908	U_3859	V_2924	W_2079
Units	ppm	ppm	ppm	ppm	ppm	ppm	ppm
Avge	.0269	-.0013	.3835	-.0055	.0338	.0064	.0028
SDev	.0000	.0035	.0008	.0039	.0028	.0001	.0059
%RSD	.1157	268.3	.2043	71.23	8.375	1.072	212.6
#1	.0269	.0012	.3829	-.0083	.0318	.0064	-.0014
#2	.0269	-.0037	.3840	-.0027	.0358	.0065	.0069

010955

Elem	Y_3710	Zn2062	Zr3496
Units	ppm	ppm	ppm
Avge	.0003	.0082	.0100
SDev	.0000	.0001	.0001
%RSD	1.818	1.710	.8621
#1	.0003	.0081	.0101
#2	.0003	.0083	.0100

IntStd	1	2	3	4	5	6	7
Mode	*Counts	Time	NOTUSED	NOTUSED	NOTUSED	NOTUSED	NOTUSED
Elem	Sc	--	--	--	--	--	--
Wavlen	361.384	--	--	--	--	--	--
Avge	437641	10000	--	--	--	--	--
SDev	9912.223	.0000000	--	--	--	--	--
%RSD	2.264921	.0000000	--	--	--	--	--
#1	430632	10000	--	--	--	--	--
#2	444650	10000	--	--	--	--	--

Method: DAILY1 Sample Name: 297127ir df10 Operator:
Run Time: 07/03/07 17:25:06
Comment:
Mode: CONC Corr. Factor: 1

010956

Elem	Ag3280	Al3082	As1890	B_2496	Ba4934	Be3130	Bi2230
Units	ppm	ppm	ppm	ppm	ppm	ppm	ppm
Avge	-.0011	8.021	-.0012	-.0003	.0631	.0004	.0049
SDev	.0009	.024	.0016	.0007	.0000	.0001	.0114
%RSD	82.01	.2959	138.8	232.6	.0039	15.59	232.8
#1	-.0017	8.004	-.0000	-.0008	.0631	.0003	.0130
#2	-.0005	8.038	-.0023	.0002	.0631	.0004	-.0032

Elem	Ca3179	Cd2265	Co2286	Cr2677	Cu3247	Fe2714	K_7664
Units	ppm	ppm	ppm	ppm	ppm	ppm	ppm
Avge	1.308	-.0002	.0006	.0034	.0016	2.713	2.191
SDev	.004	.0003	.0003	.0002	.0006	.014	.002
%RSD	.3161	122.8	40.64	5.216	36.60	.5050	.0787
#1	1.305	-.0005	.0005	.0033	.0012	2.703	2.190
#2	1.311	-.0000	.0008	.0035	.0020	2.722	2.192

Elem	La4086	Li6707	Mg2790	Mn2576	Mo2020	Na5889	Na3302
Units	ppm	ppm	ppm	ppm	ppm	ppm	ppm
Avge	.0030	.0033	.7908	.0641	-.0029	2.319	1.746
SDev	.0001	.0000	.0072	.0003	.0003	.001	.022
%RSD	4.274	1.059	.9130	.3959	8.613	.0299	1.252
#1	.0031	.0033	.7857	.0640	-.0027	2.320	1.731
#2	.0029	.0033	.7959	.0643	-.0031	2.319	1.762

Elem	Ni2316	P_1782	2203/1	2203/2	Pd3404	S_1820	Sb2068
Units	ppm	ppm	ppm	ppm	ppm	ppm	ppm
Avge	.0006	.0904	.0060	.0031	.0004	.0159	-.0014
SDev	.0006	.0103	.0037	.0001	.0010	.0042	.0003
%RSD	104.5	11.42	61.74	4.598	228.0	26.08	21.12
#1	.0010	.0831	.0086	.0033	.0011	.0189	-.0012
#2	.0002	.0977	.0034	.0030	-.0003	.0130	-.0016

Elem	Sc3613	1960/1	1960/2	Si2881	Pb220	Se196	Sn1899
Units	%R	ppm	ppm	ppm	ppm	ppm	ppm
Avge	103.4	.0027	.0007	31.27	.0041	.0014	-.0030
SDev	.9	.0029	.0014	.13	.0013	.0019	.0039
%RSD	.9145	107.6	193.7	.4240	32.48	135.1	128.9
#1	104.1	.0007	-.0003	31.18	.0050	.0001	-.0003
#2	102.8	.0048	.0017	31.36	.0032	.0028	-.0058

Elem	Sr4215	Th2837	Ti3372	Tl1908	U_3859	V_2924	W_2079
Units	ppm	ppm	ppm	ppm	ppm	ppm	ppm
Avge	.0286	.0016	.3292	-.0013	.0381	.0055	-.0021
SDev	.0001	.0048	.0005	.0083	.0020	.0002	.0019
%RSD	.3122	299.7	.1497	623.8	5.199	3.216	91.23
#1	.0286	-.0018	.3289	-.0072	.0367	.0056	-.0034
#2	.0287	.0050	.3296	.0045	.0395	.0054	-.0007

010957

Elem	Y_3710	Zn2062	Zr3496
Units	ppm	ppm	ppm
Avge	.0011	.0093	.0117
SDev	.0001	.0003	.0001
%RSD	9.723	2.690	.6739
#1	.0012	.0091	.0116
#2	.0010	.0094	.0117

IntStd	1	2	3	4	5	6	7
Mode	*Counts	Time	NOTUSED	NOTUSED	NOTUSED	NOTUSED	NOTUSED
Elem	Sc	--	--	--	--	--	--
Wavlen	361.384	--	--	--	--	--	--
Avge	417238	10000	--	--	--	--	--
SDev	3785.850	.0000000	--	--	--	--	--
%RSD	.9073598	.0000000	--	--	--	--	--
#1	419915	10000	--	--	--	--	--
#2	414561	10000	--	--	--	--	--

Method: DAILY1 Sample Name: 297128ir df10 Operator:
Run Time: 07/03/07 17:29:44
Comment:
Mode: CONC Corr. Factor: 1

010958

Elem	Ag3280	Al3082	As1890	B_2496	Ba4934	Be3130	Bi2230
Units	ppm	ppm	ppm	ppm	ppm	ppm	ppm
Avge	-.0003	7.316	-.0007	.0002	.0538	.0002	.0064
SDev	.0006	.061	.0067	.0001	.0006	.0000	.0002
%RSD	186.1	.8282	927.2	40.25	1.110	1.214	2.574
#1	.0001	7.273	-.0054	.0003	.0534	.0002	.0063
#2	-.0008	7.359	.0040	.0002	.0542	.0002	.0065

Elem	Ca3179	Cd2265	Co2286	Cr2677	Cu3247	Fe2714	K_7664
Units	ppm	ppm	ppm	ppm	ppm	ppm	ppm
Avge	1.033	-.0000	.0008	.0031	.0007	2.521	2.081
SDev	.013	.0003	.0004	.0005	.0001	.003	.022
%RSD	1.261	1428.	46.56	15.54	20.66	.1188	1.062
#1	1.024	-.0002	.0011	.0028	.0006	2.519	2.065
#2	1.043	.0002	.0005	.0035	.0008	2.523	2.096

Elem	La4086	Li6707	Mg2790	Mn2576	Mo2020	Na5889	Na3302
Units	ppm	ppm	ppm	ppm	ppm	ppm	ppm
Avge	.0018	.0026	.7570	.0645	-.0023	2.362	1.568
SDev	.0002	.0001	.0110	.0008	.0000	.023	.257
%RSD	11.73	3.213	1.449	1.244	.9119	.9919	16.36
#1	.0019	.0026	.7492	.0639	-.0023	2.345	1.387
#2	.0016	.0027	.7647	.0651	-.0023	2.378	1.749

Elem	Ni2316	P_1782	2203/1	2203/2	Pd3404	S_1820	Sb2068
Units	ppm	ppm	ppm	ppm	ppm	ppm	ppm
Avge	.0022	.0644	.0070	.0008	.0015	.0147	-.0015
SDev	.0002	.0045	.0018	.0024	.0020	.0014	.0009
%RSD	8.799	6.968	25.70	316.1	135.6	9.864	58.83
#1	.0021	.0612	.0083	-.0009	.0029	.0137	-.0021
#2	.0024	.0676	.0057	.0025	.0001	.0157	-.0009

Elem	Sc3613	1960/1	1960/2	Si2881	Pb220	Se196	Sn1899
Units	%R	ppm	ppm	ppm	ppm	ppm	ppm
Avge	109.8	-.0011	-.0019	29.51	.0028	-.0016	-.0004
SDev	.4	.0085	.0023	.26	.0010	.0013	.0043
%RSD	.3713	808.9	118.2	.8878	35.32	82.12	1091.
#1	109.5	-.0071	-.0003	29.33	.0021	-.0025	.0026
#2	110.1	.0050	-.0035	29.70	.0036	-.0007	-.0034

Elem	Sr4215	Th2837	Ti3372	Tl1908	U_3859	V_2924	W_2079
Units	ppm	ppm	ppm	ppm	ppm	ppm	ppm
Avge	.0265	-.0024	.3150	.0070	.0342	.0048	-.0043
SDev	.0001	.0022	.0017	.0165	.0114	.0000	.0015
%RSD	.4285	91.70	.5441	236.4	33.36	.2812	34.83
#1	.0264	-.0008	.3138	-.0047	.0262	.0048	-.0053
#2	.0266	-.0040	.3162	.0186	.0423	.0048	-.0032

010959

Elem	Y_3710	Zn2062	Zr3496
Units	ppm	ppm	ppm
Avge	.0007	.0088	.0093
SDev	.0000	.0000	.0004
%RSD	1.859	.4153	4.862
#1	.0007	.0089	.0090
#2	.0007	.0088	.0096

IntStd	1	2	3	4	5	6	7
Mode	*Counts	Time	NOTUSED	NOTUSED	NOTUSED	NOTUSED	NOTUSED
Elem	Sc	--	--	--	--	--	--
Wavlen	361.384	--	--	--	--	--	--
Avge	442850	10000	--	--	--	--	--
SDev	1619.982	.0000000	--	--	--	--	--
%RSD	.3658078	.0000000	--	--	--	--	--
#1	441705	10000	--	--	--	--	--
#2	443996	10000	--	--	--	--	--

Analysis Report 07/03/07 05:38:48 PM page 1

Method: DAILY1 Sample Name: 297129ir df10 Operator:
Run Time: 07/03/07 17:34:21
Comment:
Mode: CONC Corr. Factor: 1

010960

Elem	Ag3280	Al3082	As1890	B_2496	Ba4934	Be3130	Bi2230
Units	ppm	ppm	ppm	ppm	ppm	ppm	ppm
Avge	-.0009	7.302	-.0036	.0006	.0534	.0003	.0019
SDev	.0001	.016	.0083	.0004	.0002	.0000	.0045
%RSD	6.176	.2240	227.6	75.13	.3178	.8590	236.2
#1	-.0008	7.290	.0022	.0008	.0535	.0003	-.0013
#2	-.0009	7.313	-.0095	.0003	.0532	.0003	.0051

Elem	Ca3179	Cd2265	Co2286	Cr2677	Cu3247	Fe2714	K_7664
Units	ppm	ppm	ppm	ppm	ppm	ppm	ppm
Avge	1.151	-.0002	.0008	.0030	.0003	2.487	2.075
SDev	.007	.0003	.0003	.0003	.0006	.008	.002
%RSD	.5926	170.1	32.63	10.58	179.8	.3196	.1111
#1	1.146	.0000	.0006	.0033	-.0001	2.492	2.077
#2	1.156	-.0003	.0009	.0028	.0007	2.481	2.074

Elem	La4086	Li6707	Mg2790	Mn2576	Mo2020	Na5889	Na3302
Units	ppm	ppm	ppm	ppm	ppm	ppm	ppm
Avge	.0020	.0033	.7787	.0618	-.0014	2.155	1.537
SDev	.0011	.0001	.0045	.0001	.0002	.002	.147
%RSD	51.97	1.546	.5807	.1473	14.61	.0761	9.584
#1	.0013	.0032	.7819	.0617	-.0013	2.154	1.641
#2	.0028	.0033	.7755	.0619	-.0015	2.156	1.433

Elem	Ni2316	P_1782	2203/1	2203/2	Pd3404	S_1820	Sb2068
Units	ppm	ppm	ppm	ppm	ppm	ppm	ppm
Avge	.0032	.1744	.0048	.0013	.0018	.0338	.0032
SDev	.0002	.0057	.0037	.0002	.0020	.0089	.0036
%RSD	7.162	3.273	76.16	13.20	112.7	26.48	112.0
#1	.0033	.1785	.0074	.0014	.0032	.0401	.0057
#2	.0030	.1704	.0022	.0012	.0004	.0274	.0007

Elem	Sc3613	1960/1	1960/2	Si2881	Pb220	Se196	Sn1899
Units	%R	ppm	ppm	ppm	ppm	ppm	ppm
Avge	108.0	.0013	-.0006	29.05	.0025	.0000	-.0010
SDev	.3	.0014	.0024	.03	.0013	.0011	.0003
%RSD	.3181	103.5	376.8	.0866	54.14	2758.	31.37
#1	108.3	.0004	.0011	29.07	.0034	.0008	-.0008
#2	107.8	.0023	-.0023	29.03	.0015	-.0008	-.0012

Elem	Sr4215	Th2837	Ti3372	Tl1908	U_3859	V_2924	W_2079
Units	ppm	ppm	ppm	ppm	ppm	ppm	ppm
Avge	.0241	.0010	.2979	.0047	.0321	.0052	-.0043
SDev	.0001	.0015	.0016	.0034	.0034	.0008	.0026
%RSD	.1904	155.6	.5266	72.14	10.70	16.23	61.14
#1	.0241	-.0001	.2968	.0071	.0297	.0046	-.0024
#2	.0242	.0021	.2990	.0023	.0345	.0058	-.0062

010961

Elem	Y_3710	Zn2062	Zr3496
Units	ppm	ppm	ppm
Avge	.0009	.0109	.0092
SDev	.0001	.0003	.0002
%RSD	5.154	2.723	2.624
#1	.0009	.0111	.0090
#2	.0009	.0107	.0094

IntStd	1	2	3	4	5	6	7
Mode	*Counts	Time	NOTUSED	NOTUSED	NOTUSED	NOTUSED	NOTUSED
Elem	Sc	--	--	--	--	--	--
Wavlen	361.384	--	--	--	--	--	--
Avge	435781	10000	--	--	--	--	--
SDev	1384.515	.0000000	--	--	--	--	--
%RSD	.3177089	.0000000	--	--	--	--	--
#1	436760	10000	--	--	--	--	--
#2	434802	10000	--	--	--	--	--

Method: DAILY1 Sample Name: 297137ir df10 Operator:
Run Time: 07/03/07 17:38:59 010962
Comment:
Mode: CONC Corr. Factor: 1

Elem	Ag3280	Al3082	As1890	B_2496	Ba4934	Be3130	Bi2230
Units	ppm	ppm	ppm	ppm	ppm	ppm	ppm
Avge	-.0013	6.200	-.0056	-.0002	.0238	.0004	.0102
SDev	.0003	.011	.0022	.0007	.0004	.0000	.0066
%RSD	24.87	.1771	38.63	377.7	1.563	.5878	64.44
#1	-.0011	6.208	-.0041	-.0007	.0240	.0004	.0149
#2	-.0015	6.192	-.0071	.0003	.0235	.0004	.0056

Elem	Ca3179	Cd2265	Co2286	Cr2677	Cu3247	Fe2714	K_7664
Units	ppm	ppm	ppm	ppm	ppm	ppm	ppm
Avge	.9921	-.0000	.0009	.0010	.0009	1.307	2.208
SDev	.0011	.0000	.0006	.0003	.0002	.022	.016
%RSD	.1153	611.8	62.29	34.15	18.19	1.658	.7424
#1	.9913	-.0000	.0013	.0008	.0010	1.323	2.220
#2	.9929	.0000	.0005	.0012	.0008	1.292	2.197

Elem	La4086	Li6707	Mg2790	Mn2576	Mo2020	Na5889	Na3302
Units	ppm	ppm	ppm	ppm	ppm	ppm	ppm
Avge	.0026	.0029	.3580	.0528	-.0017	2.129	1.416
SDev	.0003	.0000	.0064	.0001	.0004	.012	.021
%RSD	11.32	.2091	1.786	.1792	24.97	.5851	1.502
#1	.0028	.0029	.3625	.0529	-.0020	2.138	1.431
#2	.0024	.0029	.3534	.0527	-.0014	2.120	1.401

Elem	Ni2316	P_1782	2203/1	2203/2	Pd3404	S_1820	Sb2068
Units	ppm	ppm	ppm	ppm	ppm	ppm	ppm
Avge	.0022	.0217	.0023	-.0006	.0007	-.0031	-.0014
SDev	.0014	.0026	.0043	.0037	.0037	.0106	.0031
%RSD	66.01	12.07	191.8	664.2	516.3	343.4	217.7
#1	.0012	.0235	-.0008	-.0032	.0034	-.0105	-.0037
#2	.0032	.0198	.0053	.0021	-.0019	.0044	.0008

Elem	Sc3613	1960/1	1960/2	Si2881	Pb220	Se196	Sn1899
Units	%R	ppm	ppm	ppm	ppm	ppm	ppm
Avge	107.2	-.0033	-.0035	31.47	.0004	-.0034	-.0026
SDev	.3	.0111	.0034	.04	.0039	.0014	.0036
%RSD	.2420	337.1	96.47	.1311	1022.	41.99	135.1
#1	107.0	.0045	-.0059	31.50	-.0024	-.0024	-.0051
#2	107.4	-.0111	-.0011	31.44	.0031	-.0044	-.0001

Elem	Sr4215	Th2837	Ti3372	Tl1908	U_3859	V_2924	W_2079
Units	ppm	ppm	ppm	ppm	ppm	ppm	ppm
Avge	.0144	-.0033	.1377	.0047	.0325	.0015	-.0038
SDev	.0001	.0012	.0001	.0027	.0118	.0004	.0025
%RSD	.6062	34.67	.0719	57.08	36.34	27.18	66.37
#1	.0144	-.0042	.1378	.0028	.0408	.0012	-.0020
#2	.0143	-.0025	.1376	.0066	.0241	.0018	-.0055

010963

Elem	Y_3710	Zn2062	Zr3496
Units	ppm	ppm	ppm
Avge	.0019	.0071	.0069
SDev	.0001	.0008	.0001
%RSD	3.768	11.61	1.438
#1	.0019	.0065	.0070
#2	.0018	.0077	.0069

IntStd	1	2	3	4	5	6	7
Mode	*Counts	Time	NOTUSED	NOTUSED	NOTUSED	NOTUSED	NOTUSED
Elem	Sc	--	--	--	--	--	--
Wavlen	361.384	--	--	--	--	--	--
Avge	432257	10000	--	--	--	--	--
SDev	1074.802	.0000000	--	--	--	--	--
%RSD	.2486489	.0000000	--	--	--	--	--
#1	431497	10000	--	--	--	--	--
#2	433017	10000	--	--	--	--	--

Method: DAILY1 Sample Name: 297138ir df10 Operator:
Run Time: 07/03/07 17:43:36
Comment:
Mode: CONC Corr. Factor: 1

010964

Elem	Ag3280	Al3082	As1890	B_2496	Ba4934	Be3130	Bi2230
Units	ppm	ppm	ppm	ppm	ppm	ppm	ppm
Avge	-.0015	6.717	-.0011	-.0000	.0186	.0004	.0039
SDev	.0003	.016	.0040	.0006	.0000	.0000	.0006
%RSD	21.44	.2383	361.3	1571.	.0402	4.223	16.07
#1	-.0017	6.706	.0017	-.0004	.0186	.0004	.0034
#2	-.0013	6.729	-.0040	.0004	.0187	.0004	.0043

Elem	Ca3179	Cd2265	Co2286	Cr2677	Cu3247	Fe2714	K_7664
Units	ppm	ppm	ppm	ppm	ppm	ppm	ppm
Avge	1.400	-.0001	.0010	.0051	.0031	2.632	2.424
SDev	.004	.0000	.0000	.0004	.0004	.001	.007
%RSD	.3004	4.082	1.829	8.933	11.50	.0374	.3041
#1	1.397	-.0001	.0010	.0054	.0029	2.633	2.419
#2	1.403	-.0001	.0010	.0047	.0034	2.632	2.429

Elem	La4086	Li6707	Mg2790	Mn2576	Mo2020	Na5889	Na3302
Units	ppm	ppm	ppm	ppm	ppm	ppm	ppm
Avge	.0025	.0038	.4380	.0858	-.0017	2.635	1.827
SDev	.0002	.0000	.0007	.0004	.0002	.009	.031
%RSD	7.684	.8831	.1621	.4445	14.11	.3372	1.707
#1	.0026	.0038	.4385	.0856	-.0019	2.628	1.805
#2	.0023	.0038	.4375	.0861	-.0016	2.641	1.850

Elem	Ni2316	P_1782	2203/1	2203/2	Pd3404	S_1820	Sb2068
Units	ppm	ppm	ppm	ppm	ppm	ppm	ppm
Avge	.0046	.0273	.0040	.0000	.0015	-.0065	.0011
SDev	.0008	.0039	.0065	.0025	.0006	.0193	.0015
%RSD	17.33	14.21	161.3	5416.	43.58	297.1	134.1
#1	.0052	.0245	-.0006	.0018	.0010	-.0202	.0022
#2	.0040	.0300	.0086	-.0017	.0019	.0072	.0001

Elem	Sc3613	1960/1	1960/2	Si2881	Pb220	Se196	Sn1899
Units	%R	ppm	ppm	ppm	ppm	ppm	ppm
Avge	118.3	.0032	-.0034	33.80	.0014	-.0012	-.0031
SDev	3.6	.0055	.0022	.00	.0005	.0004	.0013
%RSD	3.082	173.8	63.04	.0079	36.23	31.15	43.31
#1	120.9	-.0007	-.0019	33.81	.0010	-.0015	-.0021
#2	115.8	.0070	-.0050	33.80	.0017	-.0010	-.0040

Elem	Sr4215	Th2837	Ti3372	Tl1908	U_3859	V_2924	W_2079
Units	ppm	ppm	ppm	ppm	ppm	ppm	ppm
Avge	.0139	-.0038	.1022	.0008	.0311	.0013	.0004
SDev	.0001	.0034	.0003	.0038	.0039	.0002	.0015
%RSD	.7323	91.49	.2895	472.6	12.51	12.45	335.8
#1	.0139	-.0013	.1020	-.0019	.0284	.0014	-.0006
#2	.0140	-.0062	.1024	.0035	.0339	.0012	.0015

010965

Elem	Y_3710	Zn2062	Zr3496
Units	ppm	ppm	ppm
Avge	.0019	.0245	.0140
SDev	.0001	.0001	.0004
%RSD	2.562	.5817	2.998
#1	.0019	.0244	.0143
#2	.0018	.0246	.0137

IntStd	1	2	3	4	5	6	7
Mode	*Counts	Time	NOTUSED	NOTUSED	NOTUSED	NOTUSED	NOTUSED
Elem	Sc	--	--	--	--	--	--
Wavlen	361.384	--	--	--	--	--	--
Avge	477162	10000	--	--	--	--	--
SDev	14634.99	.0000000	--	--	--	--	--
%RSD	3.067087	.0000000	--	--	--	--	--
#1	487511	10000	--	--	--	--	--
#2	466814	10000	--	--	--	--	--

Method: DAILY1 Sample Name: 297139ir df10 Operator:
Run Time: 07/03/07 17:48:14
Comment:
Mode: CONC Corr. Factor: 1

010966

Elem	Ag3280	Al3082	As1890	B_2496	Ba4934	Be3130	Bi2230
Units	ppm	ppm	ppm	ppm	ppm	ppm	ppm
Avge	-.0009	6.511	.0007	-.0005	.0622	.0004	.0104
SDev	.0004	.018	.0050	.0007	.0000	.0000	.0017
%RSD	44.06	.2811	748.1	157.4	.0396	4.371	16.31
#1	-.0006	6.524	.0042	-.0010	.0622	.0004	.0092
#2	-.0012	6.498	-.0029	.0001	.0622	.0004	.0116

Elem	Ca3179	Cd2265	Co2286	Cr2677	Cu3247	Fe2714	K_7664
Units	ppm	ppm	ppm	ppm	ppm	ppm	ppm
Avge	1.347	.0004	.0003	.0046	.0324	2.812	2.489
SDev	.001	.0002	.0003	.0001	.0003	.004	.002
%RSD	.1007	43.12	87.17	3.345	.8597	.1399	.0847
#1	1.346	.0003	.0005	.0045	.0326	2.809	2.487
#2	1.348	.0005	.0001	.0047	.0322	2.815	2.490

Elem	La4086	Li6707	Mg2790	Mn2576	Mo2020	Na5889	Na3302
Units	ppm	ppm	ppm	ppm	ppm	ppm	ppm
Avge	.0031	.0024	.3033	.0773	-.0025	2.581	1.848
SDev	.0002	.0000	.0027	.0002	.0008	.015	.124
%RSD	5.088	.4628	.8800	.2512	31.70	.5770	6.699
#1	.0030	.0024	.3052	.0772	-.0031	2.570	1.935
#2	.0033	.0023	.3014	.0775	-.0019	2.591	1.760

Elem	Ni2316	P_1782	2203/1	2203/2	Pd3404	S_1820	Sb2068
Units	ppm	ppm	ppm	ppm	ppm	ppm	ppm
Avge	.0025	.0343	.0042	.0013	.0002	.0028	.0009
SDev	.0002	.0097	.0025	.0046	.0006	.0012	.0001
%RSD	8.772	28.26	59.79	350.6	340.2	42.81	11.41
#1	.0027	.0411	.0060	-.0020	-.0002	.0020	.0008
#2	.0024	.0274	.0024	.0046	.0006	.0037	.0010

Elem	Sc3613	1960/1	1960/2	Si2881	Pb220	Se196	Sn1899
Units	%R	ppm	ppm	ppm	ppm	ppm	ppm
Avge	102.9	-.0021	.0014	30.88	.0023	.0003	-.0034
SDev	2.0	.0153	.0013	.03	.0022	.0042	.0013
%RSD	1.956	731.1	92.97	.0962	98.07	1527.	38.71
#1	101.5	.0088	.0005	30.90	.0007	.0033	-.0024
#2	104.4	-.0130	.0024	30.86	.0039	-.0027	-.0043

Elem	Sr4215	Th2837	Ti3372	Tl1908	U_3859	V_2924	W_2079
Units	ppm	ppm	ppm	ppm	ppm	ppm	ppm
Avge	.0124	-.0018	.1243	.0009	.0337	.0005	.0025
SDev	.0000	.0020	.0007	.0008	.0040	.0002	.0080
%RSD	.1197	113.3	.5296	86.23	11.72	44.97	323.8
#1	.0124	-.0032	.1248	.0004	.0309	.0006	-.0032
#2	.0124	-.0004	.1238	.0015	.0365	.0003	.0081

010967

Elem	Y_3710	Zn2062	Zr3496
Units	ppm	ppm	ppm
Avge	.0012	.0218	.0134
SDev	.0000	.0004	.0000
%RSD	1.805	2.056	.1963
#1	.0012	.0215	.0134
#2	.0012	.0222	.0133

IntStd	1	2	3	4	5	6	7
Mode	*Counts	Time	NOTUSED	NOTUSED	NOTUSED	NOTUSED	NOTUSED
Elem	Sc	--	--	--	--	--	--
Wavlen	361.384	--	--	--	--	--	--
Avge	415179	10000	--	--	--	--	--
SDev	8093.544	.0000000	--	--	--	--	--
%RSD	1.949411	.0000000	--	--	--	--	--
#1	409456	10000	--	--	--	--	--
#2	420902	10000	--	--	--	--	--

Method: DAILY1 Sample Name: ccv7 Operator:
Run Time: 07/03/07 17:52:51
Comment:
Mode: CONC Corr. Factor: 1

010968

Elem	Ag3280	Al3082	As1890	B_2496	Ba4934	Be3130	Bi2230
Units	ppm	ppm	ppm	ppm	ppm	ppm	ppm
Avge	.9873	9.947	5.392	5.249	9.965	1.016	5.087
SDev	.0034	.040	.010	.039	.075	.010	.037
%RSD	.3495	.4037	.1891	.7463	.7573	1.016	.7339
#1	.9897	9.919	5.385	5.221	9.912	1.008	5.061
#2	.9848	9.975	5.399	5.276	10.02	1.023	5.114
Errors	LC Pass	LC Pass	LC Pass	LC Pass	LC Pass	LC Pass	LC Pass
High	1.100	11.00	5.500	5.500	11.00	1.100	5.500
Low	.9000	9.000	4.500	4.500	9.000	.9000	4.500

Elem	Ca3179	Cd2265	Co2286	Cr2677	Cu3247	Fe2714	K_7664
Units	ppm	ppm	ppm	ppm	ppm	ppm	ppm
Avge	20.81	1.046	5.193	2.044	2.021	10.34	18.37
SDev	.03	.007	.002	.006	.006	.01	.04
%RSD	.1283	.6673	.0334	.2941	.3061	.1430	.2126
#1	20.79	1.041	5.194	2.040	2.017	10.33	18.34
#2	20.83	1.050	5.192	2.048	2.025	10.35	18.40
Errors	LC Pass	LC Pass	LC Pass	LC Pass	LC Pass	LC Pass	LC Pass
High	22.00	1.100	5.500	2.200	2.200	11.00	22.00
Low	18.00	.9000	4.500	1.800	1.800	9.000	18.00

Elem	La4086	Li6707	Mg2790	Mn2576	Mo2020	Na5889	Na3302
Units	ppm	ppm	ppm	ppm	ppm	ppm	ppm
Avge	4.949	5.021	20.77	1.046	5.312	H41.36	28.62
SDev	.036	.015	.06	.002	.037	.11	.24
%RSD	.7320	.2985	.3004	.2244	.7006	.2584	.8356
#1	4.923	5.010	20.73	1.044	5.286	H41.29	28.79
#2	4.974	5.032	20.82	1.048	5.339	H41.44	28.46
Errors	LC Pass	LC Pass	LC Pass	LC Pass	LC Pass	LC High	LC Pass
High	5.500	5.500	22.00	1.100	5.500	33.00	33.00
Low	4.500	4.500	18.00	.9000	4.500	27.00	27.00

Elem	Ni2316	P_1782	2203/1	2203/2	Pd3404	S_1820	Sb2068
Units	ppm	ppm	ppm	ppm	ppm	ppm	ppm
Avge	4.942	H5.507	5.168	4.828	1.006	1.042	1.036
SDev	.031	.007	.014	.037	.003	.007	.010
%RSD	.6358	.1241	.2653	.7570	.2618	.6261	.9772
#1	4.920	H5.502	5.159	4.802	1.008	1.047	1.029
#2	4.964	H5.511	5.178	4.854	1.004	1.038	1.043
Errors	LC Pass	LC High	NOCHECK	NOCHECK	LC Pass	LC Pass	LC Pass
High	5.500	5.500			1.100	1.100	1.100
Low	4.500	4.500			.9000	.9000	.9000

Elem	Sc3613	1960/1	1960/2	Si2881	Pb220	Se196	Sn1899

010969

Units	%R	ppm	ppm	ppm	ppm	ppm	ppm
Avge	104.2	5.437	5.025	5.296	4.936	5.157	5.256
SDev	1.6	.057	.043	.021	.029	.048	.015
%RSD	1.546	1.056	.8508	.3878	.5856	.9229	.2933
#1	105.3	5.396	4.995	5.282	4.916	5.123	5.245
#2	103.0	5.478	5.055	5.311	4.957	5.191	5.267
Errors	NOCHECK	NOCHECK	NOCHECK	LC Pass	LC Pass	LC Pass	LC Pass
High				5.500	5.500	5.500	5.500
Low				4.500	4.500	4.500	4.500

Elem	Sr4215	Th2837	Ti3372	Tl1908	U_3859	V_2924	W_2079
Units	ppm	ppm	ppm	ppm	ppm	ppm	ppm
Avge	4.969	1.024	5.049	H5.527	1.006	5.181	H1.106
SDev	.037	.002	.001	.082	.012	.013	.007
%RSD	.7432	.1603	.0259	1.491	1.236	.2419	.6391
#1	4.943	1.025	5.048	5.468	.9969	5.173	H1.111
#2	4.995	1.022	5.050	H5.585	1.015	5.190	H1.101
Errors	LC Pass	LC Pass	LC Pass	LC High	LC Pass	LC Pass	LC High
High	5.500	1.100	5.500	5.500	1.100	5.500	1.100
Low	4.500	.9000	4.500	4.500	.9000	4.500	.9000

Elem	Y_3710	Zn2062	Zr3496
Units	ppm	ppm	ppm
Avge	5.045	1.077	5.012
SDev	.021	.004	.014
%RSD	.4216	.4100	.2743
#1	5.030	1.080	5.002
#2	5.060	1.074	5.021
Errors	LC Pass	LC Pass	LC Pass
High	5.500	1.100	5.500
Low	4.500	.9000	4.500

010970

IntStd	1	2	3	4	5	6	7
Mode	*Counts	Time	NOTUSED	NOTUSED	NOTUSED	NOTUSED	NOTUSED
Elem	Sc	--	--	--	--	--	--
Wavlen	361.384	--	--	--	--	--	--
Avge	420230	10000	--	--	--	--	--
SDev	6510.332	.0000000	--	--	--	--	--
%RSD	1.549229	.0000000	--	--	--	--	--
#1	424834	10000	--	--	--	--	--
#2	415627	10000	--	--	--	--	--

Analysis Report 07/03/07 06:01:57 PM page 1

Method: DAILY1 Sample Name: ccb7 Operator: 010971
Run Time: 07/03/07 17:57:29
Comment:
Mode: CONC Corr. Factor: 1

Elem	Ag3280	Al3082	As1890	B_2496	Ba4934	Be3130	Bi2230
Units	ppm	ppm	ppm	ppm	ppm	ppm	ppm
Avge	-.0007	.0259	-.0047	.0089	.0040	.0004	.0089
SDev	.0004	.0116	.0070	.0060	.0056	.0006	.0002
%RSD	61.11	44.76	150.3	67.72	140.0	133.6	2.524
#1	-.0004	.0341	.0003	.0131	H.0079	.0009	.0091
#2	-.0010	.0177	L-.0097	.0046	.0000	.0000	.0088
Errors	LC Pass	LC Pass	LC Pass	LC Pass	LC Pass	LC Pass	LC Pass
High	.0050	.0500	.0050	.0500	.0050	.0050	.0100
Low	-.0050	-.0500	-.0050	-.0500	-.0050	-.0050	-.0100

Elem	Ca3179	Cd2265	Co2286	Cr2677	Cu3247	Fe2714	K_7664
Units	ppm	ppm	ppm	ppm	ppm	ppm	ppm
Avge	.0122	.0008	.0023	.0007	-.0001	.0127	-.0096
SDev	.0126	.0003	.0026	.0010	.0013	.0022	.0079
%RSD	102.6	41.52	112.0	140.3	1267.	17.70	82.33
#1	.0211	.0011	.0042	.0014	.0008	.0143	-.0040
#2	.0034	.0006	.0005	.0000	-.0010	.0111	-.0151
Errors	LC Pass	LC Pass	LC Pass	LC Pass	LC Pass	LC Pass	LC Pass
High	.0500	.0050	.0050	.0050	.0050	.0500	.1000
Low	-.0500	-.0050	-.0050	-.0050	-.0050	-.0500	-.1000

Elem	La4086	Li6707	Mg2790	Mn2576	Mo2020	Na5889	Na3302
Units	ppm	ppm	ppm	ppm	ppm	ppm	ppm
Avge	.0030	.0012	.0097	.0003	.0043	.0163	L-.1138
SDev	.0027	.0026	.0072	.0006	.0027	.0169	.0995
%RSD	89.60	207.2	74.20	211.8	62.54	103.5	87.44
#1	.0050	.0031	.0148	.0007	H.0062	.0283	-.0434
#2	.0011	-.0006	.0046	-.0001	.0024	.0044	L-.1842
Errors	LC Pass	LC Pass	LC Pass	LC Pass	LC Pass	LC Pass	LC Low
High	.0050	.0050	.0500	.0050	.0050	.0500	.0500
Low	-.0050	-.0050	-.0500	-.0050	-.0050	-.0500	-.0500

Elem	Ni2316	P_1782	2203/1	2203/2	Pd3404	S_1820	Sb2068
Units	ppm	ppm	ppm	ppm	ppm	ppm	ppm
Avge	.0022	.0102	-.0003	.0020	.0023	-.0140	-.0012
SDev	.0027	.0118	.0020	.0059	.0003	.0100	.0038
%RSD	119.5	115.9	599.0	289.3	11.21	71.55	306.4
#1	.0041	.0018	-.0017	.0062	.0021	L-.0211	-.0039
#2	.0003	.0186	.0011	-.0021	.0025	-.0069	.0015
Errors	LC Pass	LC Pass	NOCHECK	NOCHECK	LC Pass	LC Pass	LC Pass
High	.0050	.0200			.0050	.0200	.0100
Low	-.0050	-.0200			-.0050	-.0200	-.0100

Elem	Sc3613	1960/1	1960/2	Si2881	Pb220	Se196	Sn1899

010972

Units	%R	ppm	ppm	ppm	ppm	ppm	ppm
Avge	120.7	.0022	-.0019	H.1140	.0012	-.0005	.0031
SDev	3.1	.0059	.0061	.0134	.0032	.0021	.0021
%RSD	2.575	263.0	319.8	11.78	261.8	415.1	67.23
#1	118.5	-.0019	.0024	H.1235	.0035	.0010	.0016
#2	122.9	.0064	-.0063	H.1045	-.0011	-.0020	.0045
Errors	NOCHECK	NOCHECK	NOCHECK	LC High	LC Pass	LC Pass	LC Pass
High				.0100	.0050	.0050	.0050
Low				-.0100	-.0050	-.0050	-.0050

Elem	Sr4215	Th2837	Ti3372	Tl1908	U_3859	V_2924	W_2079
Units	ppm	ppm	ppm	ppm	ppm	ppm	ppm
Avge	.0020	-.0045	.0011	.0098	.0604	.0021	.0018
SDev	.0028	.0006	.0021	.0103	.0121	.0028	.0036
%RSD	137.6	12.37	179.3	104.8	20.03	137.7	193.5
#1	.0040	-.0041	.0026	.0026	.0518	.0041	.0044
#2	.0001	-.0049	-.0003	H.0171	.0689	.0001	-.0007
Errors	LC Pass	LC Pass	LC Pass	LC Pass	LC Pass	LC Pass	LC Pass
High	.0050	.0100	.0050	.0100	.1000	.0050	.0100
Low	-.0050	-.0100	-.0050	-.0100	-.1000	-.0050	-.0100

Elem	Y_3710	Zn2062	Zr3496
Units	ppm	ppm	ppm
Avge	.0021	.0004	.0022
SDev	.0028	.0003	.0029
%RSD	133.8	73.40	131.1
#1	.0041	.0006	.0043
#2	.0001	.0002	.0002
Errors	LC Pass	LC Pass	LC Pass
High	.0050	.0050	.0050
Low	-.0050	-.0050	-.0050

010973

IntStd	1	2	3	4	5	6	7
Mode	*Counts	Time	NOTUSED	NOTUSED	NOTUSED	NOTUSED	NOTUSED
Elem	Sc	--	--	--	--	--	--
Wavlen	361.384	--	--	--	--	--	--
Avge	486450	10000	--	--	--	--	--
SDev	12471.95	.0000000	--	--	--	--	--
%RSD	2.563871	.0000000	--	--	--	--	--
#1	477631	10000	--	--	--	--	--
#2	495269	10000	--	--	--	--	--

Method: DAILY1 Sample Name: 297140ir df10 Operator: 010974
Run Time: 07/03/07 18:02:08
Comment:
Mode: CONC Corr. Factor: 1

Elem	Ag3280	Al3082	As1890	B_2496	Ba4934	Be3130	Bi2230
Units	ppm	ppm	ppm	ppm	ppm	ppm	ppm
Avge	-.0020	5.742	-.0003	.0032	.0111	.0005	.0119
SDev	.0002	.018	.0001	.0014	.0001	.0001	.0042
%RSD	12.46	.3140	54.31	43.61	.7940	16.69	35.27
#1	-.0021	5.755	-.0004	.0022	.0110	.0005	.0089
#2	-.0018	5.729	-.0002	.0042	.0112	.0004	.0148

Elem	Ca3179	Cd2265	Co2286	Cr2677	Cu3247	Fe2714	K_7664
Units	ppm	ppm	ppm	ppm	ppm	ppm	ppm
Avge	1.681	-.0000	.0013	.0055	.0057	3.184	2.236
SDev	.000	.0004	.0007	.0001	.0008	.040	.003
%RSD	.0122	3110.	53.52	2.038	14.62	1.267	.1324
#1	1.681	.0003	.0008	.0056	.0051	3.156	2.233
#2	1.681	-.0003	.0018	.0054	.0063	3.213	2.238

Elem	La4086	Li6707	Mg2790	Mn2576	Mo2020	Na5889	Na3302
Units	ppm	ppm	ppm	ppm	ppm	ppm	ppm
Avge	.0021	.0025	.2246	.0799	-.0012	2.401	1.728
SDev	.0007	.0000	.0001	.0007	.0014	.005	.040
%RSD	30.74	.9544	.0213	.8333	113.0	.2019	2.288
#1	.0017	.0026	.2246	.0795	-.0022	2.397	1.700
#2	.0026	.0025	.2245	.0804	-.0002	2.404	1.756

Elem	Ni2316	P_1782	2203/1	2203/2	Pd3404	S_1820	Sb2068
Units	ppm	ppm	ppm	ppm	ppm	ppm	ppm
Avge	.0045	.0220	.0050	.0025	-.0003	.0224	-.0042
SDev	.0006	.0097	.0042	.0013	.0010	.0057	.0018
%RSD	13.03	44.20	83.69	51.58	399.6	25.41	42.15
#1	.0049	.0289	.0020	.0016	-.0010	.0184	-.0054
#2	.0041	.0152	.0079	.0035	.0005	.0265	-.0029

Elem	Sc3613	1960/1	1960/2	Si2881	Pb220	Se196	Sn1899
Units	%R	ppm	ppm	ppm	ppm	ppm	ppm
Avge	103.2	-.0084	.0008	30.23	.0033	-.0022	-.0039
SDev	2.6	.0049	.0014	.17	.0023	.0026	.0001
%RSD	2.544	58.50	164.0	.5490	67.51	115.1	3.272
#1	101.4	-.0119	-.0001	30.11	.0018	-.0040	-.0040
#2	105.1	-.0049	.0018	30.34	.0049	-.0004	-.0038

Elem	Sr4215	Th2837	Ti3372	Tl1908	U_3859	V_2924	W_2079
Units	ppm	ppm	ppm	ppm	ppm	ppm	ppm
Avge	.0073	-.0027	.0759	.0011	.0149	.0008	-.0030
SDev	.0001	.0031	.0001	.0133	.0250	.0002	.0047
%RSD	.8170	116.6	.0667	1170.	168.1	27.87	156.3
#1	.0073	-.0049	.0759	-.0083	-.0028	.0007	-.0063
#2	.0073	-.0005	.0760	.0105	.0325	.0010	.0003

010975

Elem	Y_3710	Zn2062	Zr3496
Units	ppm	ppm	ppm
Avge	.0010	.0423	.0088
SDev	.0001	.0003	.0003
%RSD	6.183	.7728	3.715
#1	.0010	.0421	.0091
#2	.0010	.0425	.0086

IntStd	1	2	3	4	5	6	7
Mode	*Counts	Time	NOTUSED	NOTUSED	NOTUSED	NOTUSED	NOTUSED
Elem	Sc	--	--	--	--	--	--
Wavlen	361.384	--	--	--	--	--	--
Avge	416401	10000	--	--	--	--	--
SDev	10542.96	.0000000	--	--	--	--	--
%RSD	2.531925	.0000000	--	--	--	--	--
#1	408946	10000	--	--	--	--	--
#2	423856	10000	--	--	--	--	--

Analysis Report 07/03/07 06:11:13 PM page 1

Method: DAILY1 Sample Name: zzzzzzzz Operator: 010976
Run Time: 07/03/07 18:06:46
Comment:
Mode: CONC Corr. Factor: 1

Elem	Ag3280	Al3082	As1890	B_2496	Ba4934	Be3130	Bi2230
Units	ppm	ppm	ppm	ppm	ppm	ppm	ppm
Avge	-.0015	.0355	-.0086	-.0007	.0000	.0001	.0052
SDev	.0003	.0051	.0045	.0002	.0001	.0000	.0060
%RSD	17.85	14.33	53.09	27.30	2323.	3.405	114.7
#1	-.0017	.0319	-.0118	-.0009	-.0001	.0001	.0095
#2	-.0013	.0390	-.0054	-.0006	.0001	.0001	.0010

Elem	Ca3179	Cd2265	Co2286	Cr2677	Cu3247	Fe2714	K_7664
Units	ppm	ppm	ppm	ppm	ppm	ppm	ppm
Avge	.0028	.0004	-.0002	.0002	-.0011	.0068	-.0023
SDev	.0000	.0001	.0003	.0004	.0000	.0107	.0059
%RSD	.8842	17.80	158.0	218.6	2.903	157.2	254.4
#1	.0028	.0004	.0000	-.0001	-.0011	-.0008	.0018
#2	.0028	.0003	-.0003	.0005	-.0010	.0144	-.0064

Elem	La4086	Li6707	Mg2790	Mn2576	Mo2020	Na5889	Na3302
Units	ppm	ppm	ppm	ppm	ppm	ppm	ppm
Avge	.0007	-.0006	.0017	-.0001	.0007	-.0129	-.1131
SDev	.0005	.0000	.0049	.0001	.0008	.0009	.2665
%RSD	65.76	6.309	288.3	171.3	109.5	6.744	235.7
#1	.0011	-.0006	.0051	-.0001	.0012	-.0123	.0754
#2	.0004	-.0007	-.0018	.0000	.0002	-.0135	-.3016

Elem	Ni2316	P_1782	2203/1	2203/2	Pd3404	S_1820	Sb2068
Units	ppm	ppm	ppm	ppm	ppm	ppm	ppm
Avge	.0005	.0037	-.0002	-.0008	-.0002	-.0195	-.0001
SDev	.0009	.0106	.0027	.0007	.0015	.0020	.0022
%RSD	158.1	283.1	1462.	89.78	678.7	10.04	2587.
#1	-.0001	.0112	.0017	-.0013	.0008	-.0181	.0015
#2	.0011	-.0037	-.0021	-.0003	-.0013	-.0208	-.0016

Elem	Sc3613	1960/1	1960/2	Si2881	Pb220	Se196	Sn1899
Units	%R	ppm	ppm	ppm	ppm	ppm	ppm
Avge	103.7	.0033	-.0013	.1840	-.0006	.0003	-.0021
SDev	.3	.0042	.0034	.0070	.0004	.0037	.0008
%RSD	.3207	129.7	262.6	3.783	71.71	1441.	36.04
#1	103.9	.0063	.0011	.1889	-.0003	.0028	-.0016
#2	103.4	.0003	-.0037	.1791	-.0009	-.0023	-.0027

Elem	Sr4215	Th2837	Ti3372	Tl1908	U_3859	V_2924	W_2079
Units	ppm	ppm	ppm	ppm	ppm	ppm	ppm
Avge	.0000	-.0037	-.0014	-.0118	.0480	-.0001	-.0073
SDev	.0000	.0001	.0000	.0053	.0028	.0004	.0011
%RSD	99.56	2.506	2.460	45.01	5.811	406.8	14.95
#1	.0000	-.0036	-.0015	-.0155	.0460	-.0004	-.0065
#2	.0000	-.0038	-.0014	-.0080	.0500	.0002	-.0080

010977

Elem	Y_3710	Zn2062	Zr3496
Units	ppm	ppm	ppm
Avge	.0000	-.0002	.0001
SDev	.0000	.0003	.0007
%RSD	11.47	139.8	1317.
#1	.0000	-.0005	-.0004
#2	.0000	-.0000	.0005

IntStd	1	2	3	4	5	6	7
Mode	*Counts	Time	NOTUSED	NOTUSED	NOTUSED	NOTUSED	NOTUSED
Elem	Sc	--	--	--	--	--	--
Wavlen	361.384	--	--	--	--	--	--
Avge	418134	10000	--	--	--	--	--
SDev	1325.118	.0000000	--	--	--	--	--
%RSD	.3169123	.0000000	--	--	--	--	--
#1	419071	10000	--	--	--	--	--
#2	417197	10000	--	--	--	--	--

Analysis Report 07/03/07 06:15:51 PM page 1

Method: DAILY1 Sample Name: zzzzzzzz Operator: 010978
Run Time: 07/03/07 18:11:23
Comment:
Mode: CONC Corr. Factor: 1

Elem	Ag3280	Al3082	As1890	B_2496	Ba4934	Be3130	Bi2230
Units	ppm	ppm	ppm	ppm	ppm	ppm	ppm
Avge	-.0013	.0340	-.0039	-.0001	-.0000	.0001	.0056
SDev	.0005	.0007	.0081	.0008	.0000	.0000	.0057
%RSD	37.17	2.039	206.6	599.1	578.9	48.63	103.3
#1	-.0017	.0344	-.0097	.0004	.0000	.0001	.0015
#2	-.0010	.0335	.0018	-.0007	-.0000	.0001	.0096

Elem	Ca3179	Cd2265	Co2286	Cr2677	Cu3247	Fe2714	K_7664
Units	ppm	ppm	ppm	ppm	ppm	ppm	ppm
Avge	.0023	.0003	.0000	-.0001	-.0010	-.0025	-.0034
SDev	.0004	.0000	.0001	.0002	.0005	.0058	.0017
%RSD	19.01	4.950	593.8	253.5	52.60	234.8	48.70
#1	.0020	.0003	-.0001	.0001	-.0006	.0016	-.0022
#2	.0026	.0003	.0001	-.0003	-.0014	-.0066	-.0046

Elem	La4086	Li6707	Mg2790	Mn2576	Mo2020	Na5889	Na3302
Units	ppm	ppm	ppm	ppm	ppm	ppm	ppm
Avge	.0007	-.0006	.0005	-.0001	.0007	-.0136	-.0061
SDev	.0001	.0000	.0048	.0000	.0009	.0031	.0890
%RSD	16.94	1.922	921.0	55.08	119.7	22.98	1459.
#1	.0008	-.0006	-.0029	-.0000	.0014	-.0158	-.0690
#2	.0006	-.0006	.0039	-.0001	.0001	-.0114	.0568

Elem	Ni2316	P_1782	2203/1	2203/2	Pd3404	S_1820	Sb2068
Units	ppm	ppm	ppm	ppm	ppm	ppm	ppm
Avge	-.0012	.0036	.0035	-.0023	.0009	-.0212	.0004
SDev	.0001	.0094	.0051	.0039	.0006	.0007	.0019
%RSD	11.48	258.3	147.1	165.4	64.17	3.513	472.1
#1	-.0011	-.0030	-.0001	.0004	.0005	-.0218	-.0009
#2	-.0013	.0103	.0071	-.0051	.0014	-.0207	.0018

Elem	Sc3613	1960/1	1960/2	Si2881	Pb220	Se196	Sn1899
Units	%R	ppm	ppm	ppm	ppm	ppm	ppm
Avge	105.6	.0020	-.0023	.1041	-.0004	-.0008	-.0004
SDev	2.1	.0112	.0110	.0050	.0009	.0036	.0061
%RSD	2.004	562.1	480.2	4.806	218.3	427.8	1414.
#1	104.1	-.0059	.0055	.1077	.0002	.0017	-.0047
#2	107.1	.0099	-.0100	.1006	-.0010	-.0034	.0039

Elem	Sr4215	Th2837	Ti3372	Tl1908	U_3859	V_2924	W_2079
Units	ppm	ppm	ppm	ppm	ppm	ppm	ppm
Avge	.0000	-.0056	-.0010	.0038	.0661	-.0001	-.0036
SDev	.0000	.0005	.0008	.0080	.0092	.0004	.0046
%RSD	100.7	9.756	76.78	210.0	13.87	524.4	127.6
#1	.0000	-.0060	-.0015	-.0018	.0726	.0002	-.0004
#2	.0000	-.0052	-.0004	.0094	.0596	-.0004	-.0068

010979

Elem	Y_3710	Zn2062	Zr3496
Units	ppm	ppm	ppm
Avge	-.0000	.0001	-.0003
SDev	.0001	.0005	.0009
%RSD	911.3	417.8	267.4
#1	-.0001	.0005	.0003
#2	.0001	-.0002	-.0009

IntStd	1	2	3	4	5	6	7
Mode	*Counts	Time	NOTUSED	NOTUSED	NOTUSED	NOTUSED	NOTUSED
Elem	Sc	--	--	--	--	--	--
Wavlen	361.384	--	--	--	--	--	--
Avge	425784	10000	--	--	--	--	--
SDev	8471.140	.0000000	--	--	--	--	--
%RSD	1.989539	.0000000	--	--	--	--	--
#1	419794	10000	--	--	--	--	--
#2	431774	10000	--	--	--	--	--

Analysis Report 07/03/07 06:20:28 PM page 1

Method: DAILY1 Sample Name: cri Operator:
Run Time: 07/03/07 18:16:01
Comment:
Mode: CONC Corr. Factor: 1

010980

Elem	Ag3280	Al3082	As1890	B_2496	Ba4934	Be3130	Bi2230
Units	ppm	ppm	ppm	ppm	ppm	ppm	ppm
Avge	.0186	.1486	.0199	.1064	.0206	.0103	.0061
SDev	.0003	.0016	.0090	.0003	.0000	.0001	.0013
%RSD	1.532	1.101	45.20	.2456	.0170	.6221	20.56
#1	.0189	.1497	.0262	.1062	.0206	.0104	.0070
#2	.0184	.1474	.0135	.1066	.0206	.0103	.0052
Errors	LC Pass	NOCHECK	LC Pass	LC Pass	LC Pass	LC Pass	NOCHECK
High	.0300		.0300	.1500	.0300	.0150	
Low	.0100		.0100	.0500	.0100	.0050	

Elem	Ca3179	Cd2265	Co2286	Cr2677	Cu3247	Fe2714	K_7664
Units	ppm	ppm	ppm	ppm	ppm	ppm	ppm
Avge	.0020	.0111	.1017	.0201	.0482	.1094	-.0040
SDev	.0019	.0000	.0010	.0007	.0007	.0054	.0029
%RSD	96.43	.0670	1.036	3.381	1.377	4.982	73.62
#1	.0034	.0111	.1009	.0206	.0487	.1055	-.0019
#2	.0006	.0111	.1024	.0197	.0477	.1132	-.0061
Errors	NOCHECK	LC Pass	LC Pass	LC Pass	LC Pass	LC Pass	NOCHECK
High		.0150	.1500	.0300	.0750	.1500	
Low		.0050	.0500	.0100	.0250	.0500	

Elem	La4086	Li6707	Mg2790	Mn2576	Mo2020	Na5889	Na3302
Units	ppm	ppm	ppm	ppm	ppm	ppm	ppm
Avge	.0013	.0917	.0040	.0308	.0232	-.0128	-.1500
SDev	.0004	.0002	.0015	.0003	.0011	.0079	.2373
%RSD	31.28	.2479	37.95	.8328	4.584	61.84	158.2
#1	.0016	.0916	.0051	.0306	.0240	-.0072	.0178
#2	.0010	.0919	.0029	.0310	.0225	-.0184	-.3178
Errors	NOCHECK	LC Pass	NOCHECK	LC Pass	LC Pass	NOCHECK	NOCHECK
High		.1500		.0450	.0300		
Low		.0500		.0150	.0100		

Elem	Ni2316	P_1782	2203/1	2203/2	Pd3404	S_1820	Sb2068
Units	ppm	ppm	ppm	ppm	ppm	ppm	ppm
Avge	.0826	.1218	.0108	.0033	.0007	-.0212	.1257
SDev	.0004	.0025	.0006	.0014	.0006	.0036	.0031
%RSD	.5299	2.049	5.108	42.34	91.58	16.92	2.475
#1	.0829	.1200	.0104	.0042	.0002	-.0238	.1279
#2	.0823	.1235	.0112	.0023	.0011	-.0187	.1235
Errors	LC Pass	LC Pass	NOCHECK	NOCHECK	NOCHECK	NOCHECK	LC Pass
High	.1200	.1500					.1800
Low	.0400	.0500					.0600

Elem	Sc3613	1960/1	1960/2	Si2881	Pb220	Se196	Sn1899

010981

Units	%R	ppm	ppm	ppm	ppm	ppm	ppm
Avge	105.8	.0175	.0103	H.2100	.0058	.0127	.1018
SDev	4.2	.0095	.0087	.0021	.0007	.0027	.0020
%RSD	3.987	54.52	84.86	.9877	12.72	20.90	1.933
#1	108.8	.0242	.0041	H.2086	.0063	.0108	.1032
#2	102.9	.0107	.0165	H.2115	.0053	.0146	.1005
Errors	NOCHECK	NOCHECK	NOCHECK	LC High	LC Pass	LC Pass	LC Pass
High				.1500	.0090	.0150	.1500
Low				.0500	.0030	.0050	.0500

Elem	Sr4215	Th2837	Ti3372	Tl1908	U_3859	V_2924	W_2079
Units	ppm	ppm	ppm	ppm	ppm	ppm	ppm
Avge	.0213	-.0027	.0207	.0223	.2699	.1014	.0001
SDev	.0001	.0006	.0013	.0049	.0014	.0001	.0016
%RSD	.3071	23.16	6.479	22.00	.5010	.0532	2782.
#1	.0213	-.0023	.0217	.0188	.2708	.1014	-.0011
#2	.0214	-.0032	.0198	.0258	.2689	.1013	.0012
Errors	LC Pass	NOCHECK	LC Pass	LC Pass	NOCHECK	LC Pass	NOCHECK
High	.0300		.0300	.0300		.1500	
Low	.0100		.0100	.0100		.0500	

Elem	Y_3710	Zn2062	Zr3496
Units	ppm	ppm	ppm
Avge	.0000	.0420	.0996
SDev	.0001	.0005	.0005
%RSD	245.3	1.112	.4892
#1	.0001	.0417	.0992
#2	-.0000	.0424	.0999
Errors	NOCHECK	LC Pass	NOCHECK
High		.0600	
Low		.0200	

010982

IntStd	1	2	3	4	5	6	7
Mode	*Counts	Time	NOTUSED	NOTUSED	NOTUSED	NOTUSED	NOTUSED
Elem	Sc	--	--	--	--	--	--
Wavlen	361.384	--	--	--	--	--	--
Avge	426889	10000	--	--	--	--	--
SDev	16947.94	.0000000	--	--	--	--	--
%RSD	3.970104	.0000000	--	--	--	--	--
#1	438873	10000	--	--	--	--	--
#2	414905	10000	--	--	--	--	--

Analysis Report 07/03/07 06:25:06 PM page 1

Method: DAILY1 Sample Name: icsa Operator: 010983
Run Time: 07/03/07 18:20:39
Comment:
Mode: CONC Corr. Factor: 1

Elem	Ag3280	Al3082	As1890	B_2496	Ba4934	Be3130	Bi2230
Units	ppm	ppm	ppm	ppm	ppm	ppm	ppm
Avge	L-.0024	520.7	L.0028	L.0020	L.0010	L.0003	.0045
SDev	.0002	1.5	.0079	.0014	.0000	.0000	.0072
%RSD	7.349	.2957	283.8	73.89	3.363	6.040	159.2
#1	L-.0022	521.8	L.0084	L.0009	L.0010	L.0003	.0096
#2	L-.0025	519.6	L-.0028	L.0030	L.0009	L.0003	-.0006
Errors	LC Low	LC Pass	LC Low	LC Low	LC Low	LC Low	NOCHECK
High	1.200	600.0	1.200	1.200	.6000	.6000	
Low	.8000	400.0	.8000	.8000	.4000	.4000	

Elem	Ca3179	Cd2265	Co2286	Cr2677	Cu3247	Fe2714	K_7664
Units	ppm	ppm	ppm	ppm	ppm	ppm	ppm
Avge	495.9	L.0027	L.0006	L.0005	L.0000	197.4	.0034
SDev	2.7	.0007	.0006	.0006	.0001	1.1	.0020
%RSD	.5404	26.49	99.79	119.6	3422.	.5790	58.01
#1	497.8	L.0032	L.0011	L.0009	L-.0001	198.2	.0048
#2	494.0	L.0022	L.0002	L.0001	L.0001	196.6	.0020
Errors	LC Pass	LC Low	LC Low	LC Low	LC Low	LC Pass	NOCHECK
High	600.0	1.200	.6000	.6000	.6000	240.0	
Low	400.0	.8000	.4000	.4000	.4000	160.0	

Elem	La4086	Li6707	Mg2790	Mn2576	Mo2020	Na5889	Na3302
Units	ppm	ppm	ppm	ppm	ppm	ppm	ppm
Avge	.0030	L-.0005	547.2	L-.0104	L-.0008	-.0015	-.0456
SDev	.0014	.0000	4.3	.0000	.0031	.0032	.0226
%RSD	45.09	3.401	.7774	.3693	374.0	216.4	49.48
#1	.0040	L-.0005	550.2	L-.0104	L.0014	.0008	-.0297
#2	.0021	L-.0005	544.2	L-.0104	L-.0031	-.0038	-.0616
Errors	NOCHECK	LC Low	LC Pass	LC Low	LC Low	NOCHECK	NOCHECK
High		1.200	600.0	.6000	1.200		
Low		.8000	400.0	.4000	.8000		

Elem	Ni2316	P_1782	2203/1	2203/2	Pd3404	S_1820	Sb2068
Units	ppm	ppm	ppm	ppm	ppm	ppm	ppm
Avge	L.0001	L-.0528	-.0612	.0401	.0272	-.0037	L-.0068
SDev	.0001	.0020	.0053	.0112	.0031	.0112	.0007
%RSD	91.78	3.850	8.647	27.82	11.23	302.9	9.844
#1	L.0000	L-.0514	-.0649	.0480	.0250	-.0116	L-.0063
#2	L.0001	L-.0543	-.0574	.0322	.0293	.0042	L-.0072
Errors	LC Low	LC Low	NOCHECK	NOCHECK	NOCHECK	NOCHECK	LC Low
High	1.200	1.200					1.200
Low	.8000	.8000					.8000

Elem	Sc3613	1960/1	1960/2	Si2881	Pb220	Se196	Sn1899

010984

Units	%R	ppm	ppm	ppm	ppm	ppm	ppm
Avge	93.49	-.0120	.0226	.1077	L.0064	L.0111	L-.0028
SDev	1.96	.0109	.0087	.0006	.0057	.0021	.0064
%RSD	2.095	90.93	38.34	.5407	89.29	19.24	225.5
#1	94.88	-.0197	.0287	.1081	L.0104	L.0126	L.0017
#2	92.11	-.0043	.0165	.1073	L.0023	L.0096	L-.0074
Errors	NOCHECK	NOCHECK	NOCHECK	NOCHECK	LC Low	LC Low	LC Low
High					1.200	1.200	1.200
Low					.8000	.8000	.8000

Elem	Sr4215	Th2837	Ti3372	Tl1908	U_3859	V_2924	W_2079
Units	ppm	ppm	ppm	ppm	ppm	ppm	ppm
Avge	L-.0021	-.0326	L-.0002	L.1539	.0841	L-.0012	-.0004
SDev	.0000	.0065	.0001	.0110	.0136	.0008	.0019
%RSD	1.406	19.78	39.72	7.156	16.16	69.32	507.2
#1	L-.0021	-.0281	L-.0001	L.1617	.0937	L-.0006	-.0017
#2	L-.0022	-.0372	L-.0003	L.1461	.0745	L-.0017	.0010
Errors	LC Low	NOCHECK	LC Low	LC Low	NOCHECK	LC Low	NOCHECK
High	1.200		1.200	1.200		.6000	
Low	.8000		.8000	.8000		.4000	

Elem	Y_3710	Zn2062	Zr3496
Units	ppm	ppm	ppm
Avge	-.0003	L-.0109	.0066
SDev	.0000	.0000	.0003
%RSD	14.26	.2930	4.983
#1	-.0003	L-.0109	.0069
#2	-.0004	L-.0109	.0064
Errors	NOCHECK	LC Low	NOCHECK
High		1.200	
Low		.8000	

010985

IntStd	1	2	3	4	5	6	7
Mode	*Counts	Time	NOTUSED	NOTUSED	NOTUSED	NOTUSED	NOTUSED
Elem	Sc	--	--	--	--	--	--
Wavlen	361.384	--	--	--	--	--	--
Avge	377232	10000	--	--	--	--	--
SDev	7873.634	.0000000	--	--	--	--	--
%RSD	2.087215	.0000000	--	--	--	--	--
#1	382799	10000	--	--	--	--	--
#2	371664	10000	--	--	--	--	--

Analysis Report 07/03/07 06:29:44 PM page 1

Method: DAILY1 Sample Name: icsab Operator: 010986
Run Time: 07/03/07 18:25:17
Comment:
Mode: CONC Corr. Factor: 1

Elem	Ag3280	Al3082	As1890	B_2496	Ba4934	Be3130	Bi2230
Units	ppm	ppm	ppm	ppm	ppm	ppm	ppm
Avge	1.086	516.3	1.175	1.142	.5369	.5353	.0089
SDev	.014	2.2	.002	.002	.0042	.0069	.0065
%RSD	1.294	.4249	.2116	.1385	.7745	1.281	73.41
#1	1.096	517.8	1.176	1.143	.5340	.5402	.0043
#2	1.076	514.7	1.173	1.141	.5399	.5305	.0135
Errors	NOCHECK	LC Pass	NOCHECK	NOCHECK	NOCHECK	NOCHECK	NOCHECK
High		600.0					
Low		400.0					

Elem	Ca3179	Cd2265	Co2286	Cr2677	Cu3247	Fe2714	K_7664
Units	ppm	ppm	ppm	ppm	ppm	ppm	ppm
Avge	493.9	1.068	.5158	.5193	.5481	197.7	.0024
SDev	2.3	.000	.0029	.0016	.0021	1.6	.0101
%RSD	.4584	.0245	.5598	.3050	.3757	.8253	418.2
#1	495.5	1.068	.5179	.5204	.5496	198.8	-.0047
#2	492.3	1.068	.5138	.5182	.5467	196.5	.0095
Errors	LC Pass	NOCHECK	NOCHECK	NOCHECK	NOCHECK	LC Pass	NOCHECK
High	600.0					240.0	
Low	400.0					160.0	

Elem	La4086	Li6707	Mg2790	Mn2576	Mo2020	Na5889	Na3302
Units	ppm	ppm	ppm	ppm	ppm	ppm	ppm
Avge	.0031	1.118	550.1	.5143	1.111	.0080	-.2570
SDev	.0006	.001	3.5	.0000	.008	.0087	.2292
%RSD	20.73	.1125	.6397	.0079	.7381	109.3	89.16
#1	.0035	1.119	552.6	.5143	1.106	.0142	-.4191
#2	.0026	1.117	547.6	.5143	1.117	.0018	-.0950
Errors	NOCHECK	NOCHECK	LC Pass	NOCHECK	NOCHECK	NOCHECK	NOCHECK
High			600.0				
Low			400.0				

Elem	Ni2316	P_1782	2203/1	2203/2	Pd3404	S_1820	Sb2068
Units	ppm	ppm	ppm	ppm	ppm	ppm	ppm
Avge	.9933	1.117	1.042	1.042	.0228	-.0221	1.105
SDev	.0082	.017	.002	.012	.0012	.0039	.006
%RSD	.8224	1.531	.1507	1.119	5.373	17.76	.5411
#1	.9875	1.129	1.040	1.033	.0219	-.0249	1.101
#2	.9990	1.105	1.043	1.050	.0236	-.0193	1.110
Errors	NOCHECK	NOCHECK	NOCHECK	NOCHECK	NOCHECK	NOCHECK	NOCHECK
High							
Low							

Elem	Sc3613	1960/1	1960/2	Si2881	Pb220	Se196	Sn1899

010987

Units	%R	ppm	ppm	ppm	ppm	ppm	ppm
Avge	98.95	1.174	1.070	1.167	1.041	1.103	1.108
SDev	7.99	.014	.003	.004	.008	.003	.005
%RSD	8.071	1.171	.2456	.3540	.7961	.2564	.4215
#1	104.6	1.164	1.072	1.164	1.035	1.101	1.112
#2	93.30	1.184	1.068	1.170	1.046	1.105	1.105
Errors	NOCHECK	NOCHECK	NOCHECK	NOCHECK	NOCHECK	NOCHECK	NOCHECK
High							
Low							

Elem	Sr4215	Th2837	Ti3372	Tl1908	U_3859	V_2924	W_2079
Units	ppm	ppm	ppm	ppm	ppm	ppm	ppm
Avge	1.050	-.0229	1.033	1.259	1.103	.5284	-.0071
SDev	.014	.0007	.004	.002	.037	.0022	.0019
%RSD	1.287	3.184	.3636	.1887	3.311	.4134	27.36
#1	1.040	-.0224	1.035	1.261	1.077	.5299	-.0084
#2	1.059	-.0235	1.030	1.258	1.129	.5268	-.0057
Errors	NOCHECK	NOCHECK	NOCHECK	NOCHECK	NOCHECK	NOCHECK	NOCHECK
High							
Low							

Elem	Y_3710	Zn2062	Zr3496
Units	ppm	ppm	ppm
Avge	-.0005	1.048	1.034
SDev	.0000	.007	.005
%RSD	1.126	.6384	.4513
#1	-.0005	1.053	1.038
#2	-.0005	1.043	1.031
Errors	NOCHECK	NOCHECK	NOCHECK
High			
Low			

010988

IntStd	1	2	3	4	5	6	7
Mode	*Counts	Time	NOTUSED	NOTUSED	NOTUSED	NOTUSED	NOTUSED
Elem	Sc	--	--	--	--	--	--
Wavlen	361.384	--	--	--	--	--	--
Avge	399172	10000	--	--	--	--	--
SDev	32105.48	.0000000	--	--	--	--	--
%RSD	8.043018	.0000000	--	--	--	--	--
#1	421874	10000	--	--	--	--	--
#2	376470	10000	--	--	--	--	--

Method: DAILY1 Sample Name: ccv8 Operator:
Run Time: 07/03/07 18:29:55
Comment:
Mode: CONC Corr. Factor: 1

010989

Elem	Ag3280	Al3082	As1890	B_2496	Ba4934	Be3130	Bi2230
Units	ppm	ppm	ppm	ppm	ppm	ppm	ppm
Avge	.9962	10.08	5.467	5.291	10.00	1.036	5.105
SDev	.0018	.23	.021	.015	.04	.012	.051
%RSD	.1851	2.304	.3782	.2896	.4128	1.204	.9944
#1	.9975	10.24	5.482	5.302	10.03	1.027	5.141
#2	.9949	9.916	5.452	5.280	9.975	1.044	5.069
Errors	LC Pass	LC Pass	LC Pass	LC Pass	LC Pass	LC Pass	LC Pass
High	1.100	11.00	5.500	5.500	11.00	1.100	5.500
Low	.9000	9.000	4.500	4.500	9.000	.9000	4.500

Elem	Ca3179	Cd2265	Co2286	Cr2677	Cu3247	Fe2714	K_7664
Units	ppm	ppm	ppm	ppm	ppm	ppm	ppm
Avge	21.03	1.055	5.248	2.059	2.028	10.47	18.45
SDev	.26	.008	.048	.008	.012	.11	.06
%RSD	1.237	.7205	.9105	.3882	.6123	1.084	.3090
#1	21.21	1.060	5.282	2.065	2.037	10.55	18.50
#2	20.85	1.050	5.215	2.054	2.020	10.39	18.41
Errors	LC Pass	LC Pass	LC Pass	LC Pass	LC Pass	LC Pass	LC Pass
High	22.00	1.100	5.500	2.200	2.200	11.00	22.00
Low	18.00	.9000	4.500	1.800	1.800	9.000	18.00

Elem	La4086	Li6707	Mg2790	Mn2576	Mo2020	Na5889	Na3302
Units	ppm	ppm	ppm	ppm	ppm	ppm	ppm
Avge	4.957	5.026	21.01	1.056	5.330	H41.51	28.96
SDev	.017	.017	.29	.005	.024	.26	.09
%RSD	.3516	.3382	1.399	.4872	.4519	.6171	.3085
#1	4.970	5.038	21.22	1.060	5.347	H41.69	29.02
#2	4.945	5.013	20.80	1.052	5.313	H41.33	28.89
Errors	LC Pass	LC Pass	LC Pass	LC Pass	LC Pass	LC High	LC Pass
High	5.500	5.500	22.00	1.100	5.500	33.00	33.00
Low	4.500	4.500	18.00	.9000	4.500	27.00	27.00

Elem	Ni2316	P_1782	2203/1	2203/2	Pd3404	S_1820	Sb2068
Units	ppm	ppm	ppm	ppm	ppm	ppm	ppm
Avge	4.962	H5.550	5.186	4.836	1.003	1.024	1.043
SDev	.039	.053	.030	.169	.006	.029	.013
%RSD	.7836	.9598	.5853	3.499	.6470	2.842	1.205
#1	4.989	H5.588	5.207	4.717	1.007	1.045	1.052
#2	4.934	H5.513	5.164	4.956	.9983	1.004	1.034
Errors	LC Pass	LC High	NOCHECK	NOCHECK	LC Pass	LC Pass	LC Pass
High	5.500	5.500			1.100	1.100	1.100
Low	4.500	4.500			.9000	.9000	.9000

Elem	Sc3613	1960/1	1960/2	Si2881	Pb220	Se196	Sn1899

010990

Units	%R	ppm	ppm	ppm	ppm	ppm	ppm
Avge	107.0	5.477	5.029	5.282	4.948	5.174	5.348
SDev	2.2	.028	.176	.022	.103	.108	.045
%RSD	2.064	.5044	3.506	.4153	2.073	2.092	.8446
#1	108.6	5.497	4.905	5.297	4.875	5.097	5.380
#2	105.5	5.458	5.154	5.266	5.020	5.250	5.316
Errors	NOCHECK	NOCHECK	NOCHECK	LC Pass	LC Pass	LC Pass	LC Pass
High				5.500	5.500	5.500	5.500
Low				4.500	4.500	4.500	4.500

Elem	Sr4215	Th2837	Ti3372	Tl1908	U_3859	V_2924	W_2079
Units	ppm	ppm	ppm	ppm	ppm	ppm	ppm
Avge	4.977	1.039	5.064	H5.540	.9993	5.211	H1.105
SDev	.027	.005	.017	.007	.0095	.022	.014
%RSD	.5443	.4702	.3385	.1203	.9534	.4262	1.252
#1	4.996	1.042	5.076	H5.535	1.006	5.226	H1.115
#2	4.958	1.035	5.052	H5.545	.9926	5.195	1.095
Errors	LC Pass	LC Pass	LC Pass	LC High	LC Pass	LC Pass	LC High
High	5.500	1.100	5.500	5.500	1.100	5.500	1.100
Low	4.500	.9000	4.500	4.500	.9000	4.500	.9000

Elem	Y_3710	Zn2062	Zr3496
Units	ppm	ppm	ppm
Avge	5.042	1.097	5.016
SDev	.020	.010	.016
%RSD	.3983	.8839	.3120
#1	5.056	H1.104	5.027
#2	5.028	1.091	5.005
Errors	LC Pass	LC Pass	LC Pass
High	5.500	1.100	5.500
Low	4.500	.9000	4.500

010991

IntStd	1	2	3	4	5	6	7
Mode	*Counts	Time	NOTUSED	NOTUSED	NOTUSED	NOTUSED	NOTUSED
Elem	Sc	--	--	--	--	--	--
Wavlen	361.384	--	--	--	--	--	--
Avge	431715	10000	--	--	--	--	--
SDev	8840.249	.0000000	--	--	--	--	--
%RSD	2.047705	.0000000	--	--	--	--	--
#1	437966	10000	--	--	--	--	--
#2	425464	10000	--	--	--	--	--

Analysis Report 07/03/07 06:39:00 PM page 1

Method: DAILY1 Sample Name: ccb8 Operator: 010992
Run Time: 07/03/07 18:34:33
Comment:
Mode: CONC Corr. Factor: 1

Elem	Ag3280	Al3082	As1890	B_2496	Ba4934	Be3130	Bi2230
Units	ppm	ppm	ppm	ppm	ppm	ppm	ppm
Avge	-.0019	H.0530	.0010	.0099	.0002	.0000	.0085
SDev	.0000	.0019	.0020	.0031	.0001	.0000	.0127
%RSD	.2849	3.594	196.1	30.78	53.17	.5052	149.2
#1	-.0019	H.0543	-.0004	.0121	.0001	.0000	-.0005
#2	-.0019	H.0516	.0025	.0078	.0003	.0000	H.0175
Errors	LC Pass	LC High	LC Pass	LC Pass	LC Pass	LC Pass	LC Pass
High	.0050	.0500	.0050	.0500	.0050	.0050	.0100
Low	-.0050	-.0500	-.0050	-.0500	-.0050	-.0050	-.0100

Elem	Ca3179	Cd2265	Co2286	Cr2677	Cu3247	Fe2714	K_7664
Units	ppm	ppm	ppm	ppm	ppm	ppm	ppm
Avge	.0084	-.0000	.0005	-.0002	-.0012	.0082	-.0079
SDev	.0047	.0000	.0001	.0004	.0005	.0078	.0020
%RSD	56.18	54.18	27.12	296.8	37.73	94.56	25.71
#1	.0118	-.0000	.0004	-.0005	-.0016	.0137	-.0065
#2	.0051	-.0000	.0006	.0002	-.0009	.0027	-.0094
Errors	LC Pass	LC Pass	LC Pass	LC Pass	LC Pass	LC Pass	LC Pass
High	.0500	.0050	.0050	.0050	.0050	.0500	.1000
Low	-.0500	-.0050	-.0050	-.0050	-.0050	-.0500	-.1000

Elem	La4086	Li6707	Mg2790	Mn2576	Mo2020	Na5889	Na3302
Units	ppm	ppm	ppm	ppm	ppm	ppm	ppm
Avge	.0008	-.0007	.0086	-.0000	.0031	-.0136	L-.1506
SDev	.0002	.0002	.0016	.0000	.0003	.0013	.0807
%RSD	28.87	33.21	18.62	5.220	10.18	9.904	53.58
#1	.0006	-.0005	.0097	-.0000	.0029	-.0127	L-.0935
#2	.0009	-.0008	.0074	-.0000	.0033	-.0146	L-.2076
Errors	LC Pass	LC Pass	LC Pass	LC Pass	LC Pass	LC Pass	LC Low
High	.0050	.0050	.0500	.0050	.0050	.0500	.0500
Low	-.0050	-.0050	-.0500	-.0050	-.0050	-.0500	-.0500

Elem	Ni2316	P_1782	2203/1	2203/2	Pd3404	S_1820	Sb2068
Units	ppm	ppm	ppm	ppm	ppm	ppm	ppm
Avge	.0001	.0113	.0048	-.0012	.0003	L-.0237	.0023
SDev	.0000	.0019	.0071	.0006	.0008	.0118	.0000
%RSD	3.069	16.68	148.1	45.88	258.2	49.52	.2310
#1	.0001	.0126	-.0002	-.0008	.0008	-.0154	.0023
#2	.0001	.0100	.0098	-.0016	-.0002	L-.0321	.0023
Errors	LC Pass	LC Pass	NOCHECK	NOCHECK	LC Pass	LC Low	LC Pass
High	.0050	.0200			.0050	.0200	.0100
Low	-.0050	-.0200			-.0050	-.0200	-.0100

Elem	Sc3613	1960/1	1960/2	Si2881	Pb220	Se196	Sn1899

010993

Units	%R	ppm	ppm	ppm	ppm	ppm	ppm
Avge	104.8	.0018	-.0002	H.0992	.0008	.0005	.0035
SDev	.0	.0015	.0053	.0008	.0020	.0041	.0022
%RSD	.0386	87.69	2435.	.8062	254.1	879.0	63.09
#1	104.8	.0029	.0036	H.0986	-.0006	.0033	.0019
#2	104.8	.0007	-.0040	H.0998	.0022	-.0024	H.0050
Errors	NOCHECK	NOCHECK	NOCHECK	LC High	LC Pass	LC Pass	LC Pass
High				.0100	.0050	.0050	.0050
Low				-.0100	-.0050	-.0050	-.0050

Elem	Sr4215	Th2837	Ti3372	Tl1908	U_3859	V_2924	W_2079
Units	ppm	ppm	ppm	ppm	ppm	ppm	ppm
Avge	.0001	-.0013	-.0015	-.0009	.0536	.0002	.0007
SDev	.0000	.0001	.0001	.0050	.0120	.0004	.0043
%RSD	.3323	4.580	4.555	577.5	22.43	189.5	617.4
#1	.0001	-.0014	-.0015	-.0044	.0621	-.0001	-.0024
#2	.0001	-.0013	-.0015	.0027	.0451	.0005	.0038
Errors	LC Pass	LC Pass	LC Pass	LC Pass	LC Pass	LC Pass	LC Pass
High	.0050	.0100	.0050	.0100	.1000	.0050	.0100
Low	-.0050	-.0100	-.0050	-.0100	-.1000	-.0050	-.0100

Elem	Y_3710	Zn2062	Zr3496
Units	ppm	ppm	ppm
Avge	.0002	.0001	.0003
SDev	.0001	.0002	.0003
%RSD	27.81	133.3	120.2
#1	.0001	.0002	.0000
#2	.0002	.0000	.0005
Errors	LC Pass	LC Pass	LC Pass
High	.0050	.0050	.0050
Low	-.0050	-.0050	-.0050

910994

IntStd	1	2	3	4	5	6	
Mode	*Counts	Time	NOTUSED	NOTUSED	NOTUSED	NOTUSED	NOTUSED
Elem	Sc	--	--	--	--	--	--
Wavlen	361.384	--	--	--	--	--	--
Avge	422736	10000	--	--	--	--	--
SDev	177.4838	.0000000	--	--	--	--	--
%RSD	.0419846	.0000000	--	--	--	--	--
#1	422861	10000	--	--	--	--	--
#2	422610	10000	--	--	--	--	--

☐ 200.7 TAP No. 01-0406-028 Rev3/Jan06

☑ 6010B TAP No. 01-0406-130 Rev5/Jan06

☐ Other_____

QC STD. ID's	
CCV	07G03
CRI	
ICSA	
ICSAB	07G03

ICP CAL.STD. ID's	
Std0	07G03
Std1	
Std2	010995
Std3	
Std4	
Std5	
Std6	07G03

Linear Range run Date: 5-14-07

IDL run date: 3-27-07

IEC run date: 12-15-06

PROJ. NO.	PROJECT	TO#	DATE	MATRIX	LOGBK PG	
~~06002.01.212~~	~~Div. 20~~	~~070622-2~~	~~7-5-07~~	~~Solid~~	~~68-117~~ VR715107	~~Teflon~~
06002.01.212	Div. 20	070622-2	7-3-07	Solid	68-118	Teflon
						MS.

INSTRUMENT: Tracer FILENAME: B70622

File converted to wsl? ☐

7-5-07

Analyst/Date

TRACE METALS PREPARATORY LABORATORY DIGESTION LOG

SOUTHWEST RESEARCH INSTITUTE
SAN ANTONIO, TEXAS 78228

BOOK / PAGE: 68 118

010996

CLIENT(S): Div. 20
TASK ORDER(S): 070622-2 SDG(S): 297126
PROJECT NO(S): 06002.01.212
METHOD: 3005A ___ 3050B ___ 3050B-7.5 ___ 3010A ___ 3020A ___ 7760A ___ 7740A ___ $HClO_4$ ___ $HClO_4/H_2SO_4$ ___
Microwave ___ Fusion ___ Teflon ✓ Rock ___ OTHER ___
MATRIX: Water ___ Soil ___ Biota ___ Solid ✓ Liquid ___ TCLP Ext ___ OTHER ___
INSTRUMENT: GFAA ___ ICP ✓ ICP-MS ___ IC ___ FLAA ___ HYDRIDE ___ OTHER ___
ACID INORG #: HNO_3# 6476 HCl# 6510 H_2SO_4# ___ $HClO_4$# 5620 HF# 6472 H_2O_2# ___
INTERNAL STD: Sc @ 10 PPM ✓ Be @ 10 PPM ___ SOURCE: IV INORG# 6406 EXP: 3/08 AMT: 25 µl
Oven/Hotplate/ Block ID: 5 Temperature (°C): 95-200 Time in: ___ Time out: ___

SAMPLE IDENTIFICATION	pH	WT (g)	I.V. (mL)	F.V. (mL)	
PBW-F29E2		—		25	
LCSW-F29E2 *		—			
SRM-278		0.2575			
SRM-688		0.2518			
297126 I		0.2527			
27		0.0663			
28		0.0533			
29		0.0538			
30		0.05186	RC 6/29/07		
31		0.0502			
32		0.0515			
33		0.0504			
34		0.0536			
35		0.0527			
36		0.0521			
37		0.0539			
38		0.0535			
39		0.0536			
40		0.0547			
41		0.0531			
* Spiked 500µl Spike-1 (SPEX, #6163, exp 10/07)					
100µl ICAL-1 (SPEX, #6164, exp. 10/07)					
50µl 1000ppm S (IV, #6227) exp. 1/08)					
		9/2/07			
					LOCATION:

PREPARED BY: [signature] Pipets verified today DATE: 6-29-07
REVIEWED BY: [signature] DATE: 7-5-07
DISPOSAL INT/DATE/LOC: ___

FRM-191 (Rev 5/Mar 07)

Method: DAILY2 Standard: blk
Run Time: 07/03/07 16:40:50

010997

Elem	Ag3280	Al3082	As1890	B_2496	Ba4934	Be3130	Bi2230
Avge	-.0000	.0006	-.0000	.0001	-.0000	.0006	-.0000
SDev	.0000	.0000	.0000	.0000	.0000	.0000	.0000
%RSD	124.7	.7805	49.45	9.422	21.18	.4740	284.0
#1	-.0000	.0006	-.0000	.0001	-.0000	.0006	.0000
#2	-.0000	.0006	-.0001	.0001	-.0000	.0006	-.0000

Elem	Ca3179	Cd2265	Co2286	Cr2677	Cu3247	Fe2714	K_7664
Avge	.0000	-.0000	-.0000	-.0000	.0003	.0001	.0003
SDev	.0000	.0000	.0000	.0000	.0000	.0000	.0000
%RSD	23.20	191.7	716.8	39.05	2.328	57.44	14.11
#1	.0000	.0000	.0000	-.0000	.0003	.0001	.0003
#2	.0000	-.0000	-.0000	-.0000	.0003	.0000	.0003

Elem	La3988	Li6707	Mg2790	Mn2576	Mo2020	Na3302	Na5889
Avge	.0000	.0000	.0000	.0000	-.0000	-.0001	-.0136
SDev	.0000	.0000	.0000	.0000	.0000	.0000	.0002
%RSD	388.4	91.74	152.7	141.4	7.047	13.42	1.279
#1	.0000	.0000	.0000	.0000	-.0000	-.0001	-.0135
#2	-.0000	.0000	-.0000	.0000	-.0000	-.0001	-.0138

Elem	Ni2316	P_1782	2203/1	2203/2	Pd3404	S_1820	Sb2068
Avge	.0000	-.0000	.0001	-.0000	.0001	.0002	-.0009
SDev	.0000	.0000	.0002	.0001	.0001	.0000	.0000
%RSD	188.9	72.33	157.0	993.9	73.48	4.506	3.062
#1	-.0000	-.0000	.0002	-.0001	.0002	.0002	-.0008
#2	.0000	-.0000	-.0000	.0000	.0001	.0002	-.0009

Elem	Sc3613	1960/1	1960/2	Si2881	Sn1899	Sr4215	Th2837
Avge	86.04	-.0001	.0001	.0014	.0000	.0000	.0000
SDev	.33	.0001	.0000	.0000	.0000	.0000	.0000
%RSD	.3889	77.40	31.32	1.026	26.10	281.7	2.283
#1	85.80	-.0001	.0001	.0014	.0000	.0000	.0000
#2	86.27	-.0002	.0001	.0014	.0000	-.0000	.0000

Elem	Ti3349	Tl1908	U_4090	V_2924	W_2079	Y_3710	Zn2062
Avge	-.0001	-.0000	-.0004	-.0000	.0001	.0000	-.0000
SDev	.0000	.0000	.0003	.0000	.0001	.0000	.0000
%RSD	2.158	5.273	76.43	23.96	149.1	.3972	47.49
#1	-.0001	-.0000	-.0002	-.0000	.0001	.0000	-.0000
#2	-.0001	-.0000	-.0006	-.0000	-.0000	.0000	-.0000

Elem	Zr3496
Avge	-.0001
SDev	.0000
%RSD	20.87
#1	-.0001
#2	-.0001

7-3-07

7/5/07

010998

IntStd	1	2	3	4	5	6	7
Mode	*Counts	Time	NOTUSED	NOTUSED	NOTUSED	NOTUSED	NOTUSED
Elem	Sc	--	--	--	--	--	--
Wavlen	361.384	--	--	--	--	--	--
Avge	860304	10000	--	--	--	--	--
SDev	3417.447	.0000000	--	--	--	--	--
%RSD	.3972369	.0000000	--	--	--	--	--
#1	857888	10000	--	--	--	--	--
#2	862721	10000	--	--	--	--	--

Method: DAILY2 Standard: clp_std4
Run Time: 07/03/07 16:45:34

010999

Elem	Ag3280	As1890	2203/1	2203/2	Sb2068	1960/1	1960/2
Avge	.0773	.0814	.2343	.2078	.1197	.1353	.1606
SDev	.0001	.0000	.0011	.0004	.0003	.0002	.0006
%RSD	.1106	.0162	.4923	.2121	.2129	.1339	.4041
#1	.0773	.0814	.2352	.2081	.1195	.1354	.1602
#2	.0774	.0815	.2335	.2075	.1199	.1351	.1611

Elem	Tl1908
Avge	.1383
SDev	.0000
%RSD	.0105
#1	.1383
#2	.1383

IntStd	1	2	3	4	5	6	7
Mode	*Counts	Time	NOTUSED	NOTUSED	NOTUSED	NOTUSED	NOTUSED
Elem	Sc	--	--	--	--	--	--
Wavlen	361.384	--	--	--	--	--	--
Avge	880426	10000	--	--	--	--	--
SDev	12889.14	.0000000	--	--	--	--	--
%RSD	1.463967	.0000000	--	--	--	--	--
#1	871312	10000	--	--	--	--	--
#2	889540	10000	--	--	--	--	--

Method: DAILY2 Standard: clp_std1
Run Time: 07/03/07 16:49:58

011000

Elem	Al3082	Ca3179	Fe2714	K_7664	Li6707	Mg2790	Na3302
Avge	.0838	.2159	.0700	.2308	3.520	.0811	.0065
SDev	.0001	.0002	.0001	.0003	.008	.0001	.0000
%RSD	.0897	.0782	.1029	.1488	.2406	.1406	.3660
#1	.0838	.2158	.0699	.2305	3.515	.0810	.0065
#2	.0839	.2160	.0700	.2310	3.526	.0811	.0065

IntStd	1	2	3	4	5	6	7
Mode	*Counts	Time	NOTUSED	NOTUSED	NOTUSED	NOTUSED	NOTUSED
Elem	Sc	--	--	--	--	--	--
Wavlen	361.384	--	--	--	--	--	--
Avge	856555	10000	--	--	--	--	--
SDev	4580.638	.0000000	--	--	--	--	--
%RSD	.5347745	.0000000	--	--	--	--	--
#1	859794	10000	--	--	--	--	--
#2	853316	10000	--	--	--	--	--

Method: DAILY2 Standard: clp_std5
Run Time: 07/03/07 16:53:38

011001

Elem	B_2496	Bi2230	Mo2020	P_1782	Si2881	Sn1899	Sr4215
Avge	.1302	.0217	.1864	.0102	.1360	.1099	2.778
SDev	.0003	.0000	.0005	.0000	.0002	.0001	.003
%RSD	.2581	.0235	.2563	.3625	.1689	.0692	.1257
#1	.1299	.0217	.1861	.0102	.1361	.1099	2.775
#2	.1304	.0217	.1867	.0102	.1358	.1100	2.780

Elem	Ti3349
Avge	2.728
SDev	.002
%RSD	.0907
#1	2.726
#2	2.729

IntStd	1	2	3	4	5	6	7
Mode	*Counts	Time	NOTUSED	NOTUSED	NOTUSED	NOTUSED	NOTUSED
Elem	Sc	--	--	--	--	--	--
Wavlen	361.384	--	--	--	--	--	--
Avge	877676	10000	--	--	--	--	--
SDev	10120.11	.0000000	--	--	--	--	--
%RSD	1.153058	.0000000	--	--	--	--	--
#1	884832	10000	--	--	--	--	--
#2	870520	10000	--	--	--	--	--

Method: DAILY2 Standard: clp_std2
Run Time: 07/03/07 16:57:18

011002

Elem	Ba4934	Be3130	Cr2677	Cu3247	Ni2316
Avge	1.123	1.309	.3720	.2850	.2601
SDev	.002	.001	.0004	.0016	.0005
%RSD	.1767	.0476	.1037	.5774	.1872
#1	1.124	1.309	.3723	.2862	.2605
#2	1.122	1.308	.3718	.2839	.2598

IntStd	1	2	3	4	5	6	7
Mode	*Counts	Time	NOTUSED	NOTUSED	NOTUSED	NOTUSED	NOTUSED
Elem	Sc	--	--	--	--	--	--
Wavlen	361.384	--	--	--	--	--	--
Avge	871019	10000	--	--	--	--	--
SDev	20453.77	.0000000	--	--	--	--	--
%RSD	2.348258	.0000000	--	--	--	--	--
#1	885482	10000	--	--	--	--	--
#2	856556	10000	--	--	--	--	--

Method: DAILY2 Standard: clp_std3
Run Time: 07/03/07 17:00:59

011003

Elem	Cd2265	Co2286	Mn2576	V_2924	Zn2062
Avge	.7640	.1536	.8104	.1799	.1913
SDev	.0007	.0002	.0002	.0001	.0002
%RSD	.0896	.1409	.0196	.0563	.1223
#1	.7645	.1535	.8105	.1799	.1915
#2	.7635	.1538	.8102	.1798	.1911

IntStd	1	2	3	4	5	6	7
Mode	*Counts	Time	NOTUSED	NOTUSED	NOTUSED	NOTUSED	NOTUSED
Elem	Sc	--	--	--	--	--	--
Wavlen	361.384	--	--	--	--	--	--
Avge	863554	10000	--	--	--	--	--
SDev	5197.942	.0000000	--	--	--	--	--
%RSD	.6019240	.0000000	--	--	--	--	--
#1	867230	10000	--	--	--	--	--
#2	859879	10000	--	--	--	--	--

Method: DAILY2 Standard: clp_std6
Run Time: 07/03/07 17:04:40

011004

Elem	La3988	Na5889	Pd3404	S_1820	Th2837	U_4090	W_2079
Avge	.5105	.0357	.1777	.0181	.0864	.0618	.1453
SDev	.0008	.0002	.0001	.0001	.0001	.0000	.0004
%RSD	.1550	.6485	.0709	.7943	.1550	.0566	.2523
#1	.5100	.0356	.1776	.0180	.0863	.0618	.1451
#2	.5111	.0359	.1778	.0182	.0865	.0619	.1456

Elem	Y_3710	Zr3496
Avge	.7462	1.922
SDev	.0001	.001
%RSD	.0201	.0464
#1	.7463	1.921
#2	.7461	1.922

IntStd	1	2	3	4	5	6	7
Mode	*Counts	Time	NOTUSED	NOTUSED	NOTUSED	NOTUSED	NOTUSED
Elem	Sc	--	--	--	--	--	--
Wavlen	361.384	--	--	--	--	--	--
Avge	898152	10000	--	--	--	--	--
SDev	680.2367	.0000000	--	--	--	--	--
%RSD	.0757374	.0000000	--	--	--	--	--
#1	898633	10000	--	--	--	--	--
#2	897671	10000	--	--	--	--	--

Analysis Report QC Standard 07/03/07 05:13:16 PM page 1

Method: DAILY2 Sample Name: ICV/CCV Operator: 011005
Run Time: 07/03/07 17:08:42
Comment:
Mode: CONC Corr. Factor: 1

Elem	Ag3280	Al3082	As1890	B_2496	Ba4934	Be3130	Bi2230
Units	ppm	ppm	ppm	ppm	ppm	ppm	ppm
Avge	.9858	9.785	5.105	4.975	10.08	.9854	5.069
SDev	.0019	.039	.025	.015	.01	.0000	.017
%RSD	.1884	.3974	.4902	.2914	.1275	.0017	.3408
#1	.9871	9.813	5.123	4.986	10.09	.9854	5.081
#2	.9844	9.758	5.087	4.965	10.07	.9854	5.057
Errors	QC Pass	QC Pass	QC Pass	QC Pass	QC Pass	QC Pass	QC Pass
Value	1.000	10.00	5.000	5.000	10.00	1.000	5.000
Range	10.00	10.00	10.00	10.00	10.00	10.00	10.00

Elem	Ca3179	Cd2265	Co2286	Cr2677	Cu3247	Fe2714	K_7664
Units	ppm	ppm	ppm	ppm	ppm	ppm	ppm
Avge	19.78	.9945	5.035	1.977	2.056	10.17	18.67
SDev	.04	.0056	.003	.006	.010	.03	.14
%RSD	.1903	.5586	.0606	.3123	.4960	.3306	.7279
#1	19.75	.9906	5.033	1.972	2.063	10.15	18.76
#2	19.80	.9984	5.038	1.981	2.048	10.20	18.57
Errors	QC Pass	QC Pass	QC Pass	QC Pass	QC Pass	QC Pass	QC Pass
Value	20.00	1.000	5.000	2.000	2.000	10.00	20.00
Range	10.00	10.00	10.00	10.00	10.00	10.00	10.00

Elem	La3988	Li6707	Mg2790	Mn2576	Mo2020	Na3302	Na5889
Units	ppm	ppm	ppm	ppm	ppm	ppm	ppm
Avge	4.909	4.734	19.85	1.018	5.057	27.79	Q44.55
SDev	.007	.026	.00	.001	.005	.25	.31
%RSD	.1361	.5508	.0206	.1131	.0977	.8955	.7059
#1	4.914	4.752	19.85	1.017	5.054	27.97	Q44.77
#2	4.904	4.715	19.84	1.019	5.061	27.61	Q44.32
Errors	QC Pass	QC Pass	QC Pass	QC Pass	QC Pass	QC Pass	QC Fail
Value	5.000	5.000	20.00	1.000	5.000	30.00	30.00
Range	10.00	10.00	10.00	10.00	10.00	10.00	10.00

Elem	Ni2316	P_1782	2203/1	2203/2	Pd3404	S_1820	Sb2068
Units	ppm	ppm	ppm	ppm	ppm	ppm	ppm
Avge	4.904	5.082	4.989	5.060	1.019	1.049	1.002
SDev	.009	.004	.010	.024	.007	.008	.002
%RSD	.1832	.0837	.1984	.4709	.7074	.8091	.2315
#1	4.897	5.085	4.982	5.043	1.025	1.055	1.004
#2	4.910	5.079	4.996	5.077	1.014	1.043	1.001
Errors	QC Pass	QC Pass	NOCHECK	NOCHECK	QC Pass	QC Pass	QC Pass
Value	5.000	5.000			1.000	1.000	1.000
Range	10.00	10.00			10.00	10.00	10.00

Elem	Sc3613	1960/1	1960/2	Si2881	Pb220	Se196	Sn1899

011006

Units	%R	ppm	ppm	ppm	ppm	ppm	ppm
Avge	100.5	5.107	5.188	5.073	5.037	5.161	4.733
SDev	2.6	.016	.017	.016	.019	.016	.001
%RSD	2.626	.3070	.3248	.3092	.3810	.3189	.0228
#1	102.4	5.118	5.199	5.084	5.023	5.172	4.733
#2	98.65	5.096	5.176	5.062	5.050	5.149	4.734
Errors	NOCHECK	NOCHECK	NOCHECK	QC Pass	QC Pass	QC Pass	QC Pass
Value				5.000	5.000	5.000	5.000
Range				10.00	10.00	10.00	10.00

Elem	Sr4215	Th2837	Ti3349	Tl1908	U_4090	V_2924	W_2079
Units	ppm	ppm	ppm	ppm	ppm	ppm	ppm
Avge	4.969	.9982	4.845	5.283	1.003	5.010	1.043
SDev	.002	.0034	.004	.001	.027	.004	.007
%RSD	.0324	.3366	.0765	.0236	2.705	.0813	.6909
#1	4.970	1.001	4.848	5.282	.9839	5.013	1.038
#2	4.968	.9958	4.843	5.284	1.022	5.008	1.048
Errors	QC Pass	QC Pass	QC Pass	QC Pass	QC Pass	QC Pass	QC Pass
Value	5.000	1.000	5.000	5.000	1.000	5.000	1.000
Range	10.00	10.00	10.00	10.00	10.00	10.00	10.00

Elem	Y_3710	Zn2062	Zr3496
Units	ppm	ppm	ppm
Avge	4.983	1.009	4.886
SDev	.011	.004	.030
%RSD	.2210	.4298	.6137
#1	4.990	1.006	4.907
#2	4.975	1.012	4.865
Errors	QC Pass	QC Pass	QC Pass
Value	5.000	1.000	5.000
Range	10.00	10.00	10.00

011007

IntStd	1	2	3	4	5	6	
Mode	*Counts	Time	NOTUSED	NOTUSED	NOTUSED	NOTUSED	NOTUSED
Elem	Sc	--	--	--	--	--	--
Wavlen	361.384	--	--	--	--	--	--
Avge	864716	10000	--	--	--	--	--
SDev	22792.17	.0000000	--	--	--	--	--
%RSD	2.635800	.0000000	--	--	--	--	--
#1	880832	10000	--	--	--	--	--
#2	848599	10000	--	--	--	--	--

Analysis Report Blank Sample 07/03/07 05:18:02 PM page 1

Method: DAILY2 Sample Name: ICB/CCB Operator: 011008
Run Time: 07/03/07 17:13:28
Comment:
Mode: CONC Corr. Factor: 1

Elem	Ag3280	Al3082	As1890	B_2496	Ba4934	Be3130	Bi2230
Units	ppm	ppm	ppm	ppm	ppm	ppm	ppm
Avge	.0004	.0115	.0037	.0146	.0001	.0001	.0016
SDev	.0005	.0016	.0042	.0032	.0001	.0000	.0057
%RSD	113.7	14.12	112.2	22.08	164.0	4.025	353.1
#1	.0007	.0126	H.0067	.0169	-.0000	.0001	.0056
#2	.0001	.0103	.0008	.0123	.0002	.0001	-.0024
Errors	LC Pass	LC Pass	LC Pass	LC Pass	LC Pass	LC Pass	LC Pass
High	.0050	.0500	.0050	.0500	.0050	.0050	.0100
Low	-.0050	-.0500	-.0050	-.0500	-.0050	-.0050	-.0100

Elem	Ca3179	Cd2265	Co2286	Cr2677	Cu3247	Fe2714	K_7664
Units	ppm	ppm	ppm	ppm	ppm	ppm	ppm
Avge	-.0004	.0000	-.0003	.0007	.0005	.0016	-.0000
SDev	.0008	.0001	.0004	.0004	.0002	.0118	.0064
%RSD	217.7	1972.	122.9	57.71	46.08	747.9	23500.
#1	.0002	.0001	-.0000	.0004	.0003	.0099	.0045
#2	-.0010	-.0001	-.0006	.0010	.0007	-.0067	-.0046
Errors	LC Pass	LC Pass	LC Pass	LC Pass	LC Pass	LC Pass	LC Pass
High	.0500	.0050	.0050	.0050	.0050	.0500	.1000
Low	-.0500	-.0050	-.0050	-.0050	-.0050	-.0500	-.1000

Elem	La3988	Li6707	Mg2790	Mn2576	Mo2020	Na3302	Na5889
Units	ppm	ppm	ppm	ppm	ppm	ppm	ppm
Avge	.0006	.0000	.0019	.0001	.0010	L-.2471	.0037
SDev	.0004	.0000	.0038	.0001	.0006	.0478	.0048
%RSD	66.56	38.53	206.2	63.25	57.69	19.35	129.2
#1	.0009	.0000	.0046	.0001	.0006	L-.2133	.0071
#2	.0003	.0000	-.0009	.0002	.0014	L-.2809	.0003
Errors	LC Pass	LC Pass	LC Pass	LC Pass	LC Pass	LC Low	LC Pass
High	.0050	.0050	.0500	.0050	.0050	.0500	.0500
Low	-.0050	-.0050	-.0500	-.0050	-.0050	-.0500	-.0500

Elem	Ni2316	P_1782	2203/1	2203/2	Pd3404	S_1820	Sb2068
Units	ppm	ppm	ppm	ppm	ppm	ppm	ppm
Avge	.0002	-.0012	.0014	-.0008	.0002	.0127	-.0037
SDev	.0004	.0039	.0027	.0017	.0017	.0057	.0034
%RSD	250.5	334.4	191.0	201.7	704.4	44.72	93.49
#1	-.0001	-.0039	.0033	-.0020	.0015	.0167	-.0061
#2	.0005	.0016	-.0005	.0004	-.0010	.0087	-.0012
Errors	LC Pass	LC Pass	NOCHECK	NOCHECK	LC Pass	LC Pass	LC Pass
High	.0050	.0100			.0050	.0200	.0100
Low	-.0050	-.0100			-.0050	-.0200	-.0100

Elem	Sc3613	1960/1	1960/2	Si2881	Pb220	Se196	Sn1899

011009

Units	%R	ppm	ppm	ppm	ppm	ppm	ppm
Avge	99.99	.0077	-.0028	.0006	-.0001	.0007	H.0053
SDev	.56	.0078	.0016	.0003	.0002	.0015	.0011
%RSD	.5597	102.1	58.88	54.57	288.0	211.2	20.07
#1	100.4	.0021	-.0016	.0008	-.0003	-.0004	H.0061
#2	99.59	.0132	-.0039	.0004	.0001	.0018	.0046
Errors	NOCHECK	NOCHECK	NOCHECK	LC Pass	LC Pass	LC Pass	LC High
High				.0100	.0050	.0050	.0050
Low				-.0100	-.0050	-.0050	-.0050

Elem	Sr4215	Th2837	Ti3349	Tl1908	U_4090	V_2924	W_2079
Units	ppm	ppm	ppm	ppm	ppm	ppm	ppm
Avge	.0001	-.0017	.0002	-.0028	.0192	-.0001	.0036
SDev	.0000	.0015	.0001	.0031	.0324	.0003	.0004
%RSD	15.69	87.28	59.46	113.0	168.8	444.6	12.70
#1	.0001	-.0027	.0001	-.0006	.0421	.0002	.0033
#2	.0001	-.0006	.0002	-.0050	-.0037	-.0003	.0039
Errors	LC Pass	LC Pass	LC Pass	LC Pass	LC Pass	LC Pass	LC Pass
High	.0050	.0100	.0050	.0100	.1000	.0050	.0100
Low	-.0050	-.0100	-.0050	-.0100	-.1000	-.0050	-.0100

Elem	Y_3710	Zn2062	Zr3496
Units	ppm	ppm	ppm
Avge	.0001	.0002	.0006
SDev	.0001	.0002	.0000
%RSD	67.03	114.2	5.270
#1	.0001	.0003	.0006
#2	.0002	.0000	.0006
Errors	LC Pass	LC Pass	LC Pass
High	.0050	.0050	.0050
Low	-.0050	-.0050	-.0050

011010

IntStd	1	2	3	4	5	6	7
Mode	*Counts	Time	NOTUSED	NOTUSED	NOTUSED	NOTUSED	NOTUSED
Elem	Sc	--	--	--	--	--	--
Wavlen	361.384	--	--	--	--	--	--
Avge	860180	10000	--	--	--	--	--
SDev	4823.175	.0000000	--	--	--	--	--
%RSD	.5607173	.0000000	--	--	--	--	--
#1	863590	10000	--	--	--	--	--
#2	856769	10000	--	--	--	--	--

Analysis Report QC Standard 07/03/07 05:22:46 PM page 1

Method: DAILY2 Sample Name: CRI Operator: 011011
Run Time: 07/03/07 17:18:13
Comment:
Mode: CONC Corr. Factor: 1

Elem	Ag3280	Al3082	As1890	B_2496	Ba4934	Be3130	Bi2230
Units	ppm	ppm	ppm	ppm	ppm	ppm	ppm
Avge	.0204	.0996	.0243	.1077	.0210	.0100	-.0041
SDev	.0000	.0146	.0019	.0005	.0001	.0001	.0077
%RSD	.1359	14.67	7.739	.4961	.6001	.5468	190.0
#1	.0204	.0893	.0230	.1080	.0210	.0099	.0014
#2	.0204	.1100	.0257	.1073	.0211	.0100	-.0096
Errors	QC Pass	QC Pass	QC Pass	QC Pass	QC Pass	QC Pass	NOCHECK
Value	.0200	.1000	.0200	.1000	.0200	.0100	
Range	50.00	50.00	50.00	50.00	50.00	50.00	

Elem	Ca3179	Cd2265	Co2286	Cr2677	Cu3247	Fe2714	K_7664
Units	ppm	ppm	ppm	ppm	ppm	ppm	ppm
Avge	-.0001	.0101	.0985	.0206	.0490	.0978	-.0014
SDev	.0001	.0001	.0014	.0002	.0001	.0005	.0154
%RSD	49.50	.8371	1.381	.9082	.1840	.5493	1074.
#1	-.0001	.0100	.0975	.0207	.0491	.0974	.0095
#2	-.0002	.0102	.0994	.0204	.0489	.0982	-.0123
Errors	NOCHECK	QC Pass	QC Pass	QC Pass	QC Pass	QC Pass	NOCHECK
Value		.0100	.1000	.0200	.0500	.1000	
Range		50.00	50.00	50.00	50.00	50.00	

Elem	La3988	Li6707	Mg2790	Mn2576	Mo2020	Na3302	Na5889
Units	ppm	ppm	ppm	ppm	ppm	ppm	ppm
Avge	.0005	.0713	.0040	.0299	.0222	-.2151	.0025
SDev	.0011	.0008	.0029	.0001	.0002	.0422	.0089
%RSD	211.9	1.115	73.30	.3703	.9475	19.63	352.6
#1	-.0003	.0718	.0019	.0300	.0224	-.1852	.0089
#2	.0013	.0707	.0061	.0298	.0221	-.2450	-.0038
Errors	NOCHECK	QC Pass	NOCHECK	QC Pass	QC Pass	NOCHECK	NOCHECK
Value		.1000		.0300	.0200		
Range		50.00		50.00	50.00		

Elem	Ni2316	P_1782	2203/1	2203/2	Pd3404	S_1820	Sb2068
Units	ppm	ppm	ppm	ppm	ppm	ppm	ppm
Avge	.0785	.1115	.0019	.0062	.0008	.0087	.1203
SDev	.0007	.0068	.0055	.0018	.0024	.0085	.0033
%RSD	.9367	6.078	291.5	29.30	293.0	97.01	2.711
#1	.0790	.1067	-.0020	.0075	.0026	.0147	.1180
#2	.0779	.1163	.0058	.0049	-.0009	.0027	.1226
Errors	QC Pass	QC Pass	NOCHECK	NOCHECK	NOCHECK	NOCHECK	QC Pass
Value	.0800	.1000					.1200
Range	50.00	50.00					50.00

Elem	Sc3613	1960/1	1960/2	Si2881	Pb220	Se196	Sn1899

011012

Units	%R	ppm	ppm	ppm	ppm	ppm	ppm
Avge	99.89	.0138	.0104	.1053	.0048	.0116	.0948
SDev	1.27	.0015	.0011	.0072	.0006	.0012	.0008
%RSD	1.272	10.63	10.15	6.850	13.18	10.33	.8297
#1	100.8	.0148	.0112	.1002	.0043	.0124	.0942
#2	98.99	.0127	.0097	.1104	.0052	.0107	.0954
Errors	NOCHECK	NOCHECK	NOCHECK	QC Pass	QC Pass	QC Pass	QC Pass
Value				.1000	.0060	.0100	.1000
Range				50.00	50.00	50.00	50.00

Elem	Sr4215	Th2837	Ti3349	Tl1908	U_4090	V_2924	W_2079
Units	ppm	ppm	ppm	ppm	ppm	ppm	ppm
Avge	.0211	.0015	.0204	.0182	.2192	.0994	.0046
SDev	.0001	.0031	.0000	.0032	.0361	.0006	.0023
%RSD	.5327	204.9	.0868	17.48	16.45	.5682	49.38
#1	.0211	.0036	.0204	.0204	.1937	.0998	.0030
#2	.0212	-.0007	.0204	.0159	.2447	.0990	.0062
Errors	QC Pass	NOCHECK	QC Pass	QC Pass	QC Pass	QC Pass	NOCHECK
Value	.0200		.0200	.0200	.2000	.1000	
Range	50.00		50.00	50.00	50.00	50.00	

Elem	Y_3710	Zn2062	Zr3496
Units	ppm	ppm	ppm
Avge	.0002	.0398	.0854
SDev	.0000	.0003	.0006
%RSD	5.025	.7800	.7062
#1	.0002	.0400	.0859
#2	.0002	.0396	.0850
Errors	NOCHECK	QC Pass	QC Pass
Value		.0400	.1000
Range		50.00	50.00

011013

IntStd	1	2	3	4	5	6	7
Mode	*Counts	Time	NOTUSED	NOTUSED	NOTUSED	NOTUSED	NOTUSED
Elem	Sc	--	--	--	--	--	--
Wavlen	361.384	--	--	--	--	--	--
Avge	859350	10000	--	--	--	--	--
SDev	10988.44	.0000000	--	--	--	--	--
%RSD	1.278692	.0000000	--	--	--	--	--
#1	867120	10000	--	--	--	--	--
#2	851580	10000	--	--	--	--	--

Analysis Report QC Standard 07/03/07 05:27:31 PM page 1

Method: DAILY2 Sample Name: ICSA Operator: 011014
Run Time: 07/03/07 17:22:58
Comment:
Mode: CONC Corr. Factor: 1

Elem	Ag3280	Al3082	As1890	B_2496	Ba4934	Be3130	Bi2230
Units	ppm	ppm	ppm	ppm	ppm	ppm	ppm
Avge	.0000	512.2	.0054	-.0144	.0012	.0003	.0030
SDev	.0007	.7	.0023	.0001	.0002	.0000	.0043
%RSD	13580.	.1446	42.95	.9030	18.68	11.08	146.0
#1	.0005	511.7	.0071	-.0145	.0014	.0003	-.0001
#2	-.0005	512.7	.0038	-.0143	.0011	.0002	.0060
Errors	NOCHECK	QC Pass	NOCHECK	NOCHECK	NOCHECK	NOCHECK	NOCHECK
Value		500.0					
Range		20.00					

Elem	Ca3179	Cd2265	Co2286	Cr2677	Cu3247	Fe2714	K_7664
Units	ppm	ppm	ppm	ppm	ppm	ppm	ppm
Avge	453.8	-.0004	-.0009	-.0007	.0019	190.8	-.0167
SDev	2.6	.0001	.0002	.0013	.0010	.3	.0153
%RSD	.5748	14.89	29.12	194.7	55.04	.1656	91.57
#1	455.6	-.0005	-.0010	.0003	.0026	191.0	-.0059
#2	451.9	-.0004	-.0007	-.0016	.0011	190.6	-.0275
Errors	QC Pass	NOCHECK	NOCHECK	NOCHECK	NOCHECK	QC Pass	NOCHECK
Value	500.0					200.0	
Range	20.00					20.00	

Elem	La3988	Li6707	Mg2790	Mn2576	Mo2020	Na3302	Na5889
Units	ppm	ppm	ppm	ppm	ppm	ppm	ppm
Avge	-.0003	.0002	537.2	.0017	-.0004	.4298	.0497
SDev	.0000	.0000	.4	.0001	.0028	.1744	.0056
%RSD	11.52	5.709	.0711	4.790	740.2	40.58	11.26
#1	-.0003	.0003	537.4	.0017	-.0023	.5531	.0457
#2	-.0003	.0002	536.9	.0016	.0016	.3064	.0536
Errors	NOCHECK	NOCHECK	QC Pass	NOCHECK	NOCHECK	NOCHECK	NOCHECK
Value			500.0				
Range			20.00				

Elem	Ni2316	P_1782	2203/1	2203/2	Pd3404	S_1820	Sb2068
Units	ppm	ppm	ppm	ppm	ppm	ppm	ppm
Avge	.0011	-.0087	.0219	-.0133	.0069	.0146	.0104
SDev	.0003	.0108	.0040	.0049	.0034	.0173	.0253
%RSD	26.86	124.5	18.37	36.66	48.33	118.5	243.7
#1	.0009	-.0010	.0190	-.0099	.0093	.0024	-.0075
#2	.0014	-.0163	.0247	-.0168	.0046	.0268	.0282
Errors	NOCHECK	NOCHECK	NOCHECK	NOCHECK	NOCHECK	NOCHECK	NOCHECK
Value							
Range							

Elem	Sc3613	1960/1	1960/2	Si2881	Pb220	Se196	Sn1899

011015

Units	%R	ppm	ppm	ppm	ppm	ppm	ppm
Avge	92.96	.0003	-.0017	-.0114	-.0016	-.0010	-.0007
SDev	2.02	.0115	.0078	.0012	.0019	.0013	.0034
%RSD	2.171	3750.	467.3	10.45	121.8	134.3	459.9
#1	91.54	-.0078	.0038	-.0106	-.0002	-.0001	-.0031
#2	94.39	.0085	-.0072	-.0123	-.0029	-.0019	.0017
Errors	NOCHECK	NOCHECK	NOCHECK	NOCHECK	NOCHECK	NOCHECK	NOCHECK
Value							
Range							

Elem	Sr4215	Th2837	Ti3349	Tl1908	U_4090	V_2924	W_2079
Units	ppm	ppm	ppm	ppm	ppm	ppm	ppm
Avge	.0083	-.0304	-.0000	.0057	-.0730	.0003	.0065
SDev	.0000	.0007	.0002	.0042	.0015	.0003	.0046
%RSD	.0650	2.402	542.9	73.45	2.117	129.2	70.34
#1	.0083	-.0309	.0001	.0027	-.0741	.0000	.0033
#2	.0083	-.0299	-.0002	.0086	-.0719	.0005	.0097
Errors	NOCHECK	NOCHECK	NOCHECK	NOCHECK	NOCHECK	NOCHECK	NOCHECK
Value							
Range							

Elem	Y_3710	Zn2062	Zr3496
Units	ppm	ppm	ppm
Avge	-.0012	.0031	.0042
SDev	.0001	.0001	.0012
%RSD	11.38	2.679	28.00
#1	-.0011	.0032	.0050
#2	-.0013	.0031	.0033
Errors	NOCHECK	NOCHECK	NOCHECK
Value			
Range			

011016

IntStd	1	2	3	4	5	6	7
Mode	*Counts	Time	NOTUSED	NOTUSED	NOTUSED	NOTUSED	NOTUSED
Elem	Sc	--	--	--	--	--	--
Wavlen	361.384	--	--	--	--	--	--
Avge	799748	10000	--	--	--	--	--
SDev	17375.73	.0000000	--	--	--	--	--
%RSD	2.172653	.0000000	--	--	--	--	--
#1	787461	10000	--	--	--	--	--
#2	812034	10000	--	--	--	--	--

Analysis Report QC Standard 07/03/07 05:32:16 PM page 1

011017

Method: DAILY2 Sample Name: ICSAB Operator:
Run Time: 07/03/07 17:27:43
Comment:
Mode: CONC Corr. Factor: 1

Elem	Ag3280	Al3082	As1890	B_2496	Ba4934	Be3130	Bi2230
Units	ppm	ppm	ppm	ppm	ppm	ppm	ppm
Avge	1.108	513.6	1.058	1.052	.5367	.4944	.0123
SDev	.001	.4	.007	.001	.0011	.0004	.0020
%RSD	.1208	.0802	.6600	.1036	.2025	.0812	16.28
#1	1.109	513.4	1.063	1.051	.5375	.4947	.0138
#2	1.107	513.9	1.053	1.052	.5359	.4942	.0109
Errors	QC Pass	QC Pass	QC Pass	QC Pass	QC Pass	QC Pass	NOCHECK
Value	1.000	500.0	1.000	1.000	.5000	.5000	
Range	20.00	20.00	20.00	20.00	20.00	20.00	

Elem	Ca3179	Cd2265	Co2286	Cr2677	Cu3247	Fe2714	K_7664
Units	ppm	ppm	ppm	ppm	ppm	ppm	ppm
Avge	457.3	.9699	.4949	.5004	.5722	191.4	-.0222
SDev	.3	.0004	.0011	.0005	.0007	.2	.0302
%RSD	.0578	.0395	.2232	.1059	.1293	.1154	136.5
#1	457.5	.9702	.4957	.5000	.5728	191.2	-.0436
#2	457.1	.9696	.4941	.5008	.5717	191.5	-.0008
Errors	QC Pass	QC Pass	QC Pass	QC Pass	QC Pass	QC Pass	NOCHECK
Value	500.0	1.000	.5000	.5000	.5000	200.0	
Range	20.00	20.00	20.00	20.00	20.00	20.00	

Elem	La3988	Li6707	Mg2790	Mn2576	Mo2020	Na3302	Na5889
Units	ppm	ppm	ppm	ppm	ppm	ppm	ppm
Avge	-.0009	1.218	539.1	.5160	1.030	.2769	.0327
SDev	.0008	.003	.2	.0006	.001	.2833	.0103
%RSD	97.12	.2186	.0311	.1083	.1097	102.3	31.62
#1	-.0015	1.220	539.0	.5164	1.031	.0766	.0254
#2	-.0003	1.217	539.2	.5156	1.029	.4772	.0400
Errors	NOCHECK	NOCHECK	QC Pass	QC Pass	QC Pass	NOCHECK	NOCHECK
Value			500.0	.5000	1.000		
Range			20.00	20.00	20.00		

Elem	Ni2316	P_1782	2203/1	2203/2	Pd3404	S_1820	Sb2068
Units	ppm	ppm	ppm	ppm	ppm	ppm	ppm
Avge	.9501	.9919	1.050	1.007	.0070	.0228	1.072
SDev	.0033	.0060	.016	.013	.0048	.0034	.025
%RSD	.3506	.6080	1.497	1.303	68.52	14.82	2.346
#1	.9525	.9877	1.062	.9978	.0036	.0204	1.054
#2	.9478	.9962	1.039	1.016	.0104	.0252	1.089
Errors	QC Pass	NOCHECK	NOCHECK	NOCHECK	NOCHECK	NOCHECK	QC Pass
Value	1.000						1.000
Range	20.00						20.00

Elem	Sc3613	1960/1	1960/2	Si2881	Pb220	Se196	Sn1899

011018

Units	%R	ppm	ppm	ppm	ppm	ppm	ppm
Avge	91.13	1.046	1.022	1.041	1.022	1.030	.9596
SDev	.23	.031	.024	.006	.004	.005	.0060
%RSD	.2492	2.999	2.337	.5691	.3437	.5300	.6289
#1	91.29	1.069	1.005	1.037	1.019	1.026	.9638
#2	90.97	1.024	1.039	1.045	1.024	1.034	.9553
Errors	NOCHECK	NOCHECK	NOCHECK	QC Pass	QC Pass	QC Pass	QC Pass
Value				1.000	1.000	1.000	1.000
Range				20.00	20.00	20.00	20.00

Elem	Sr4215	Th2837	Ti3349	Tl1908	U_4090	V_2924	W_2079
Units	ppm	ppm	ppm	ppm	ppm	ppm	ppm
Avge	1.048	-.0270	.9799	1.030	.8969	.5107	.0063
SDev	.001	.0043	.0003	.004	.0323	.0010	.0017
%RSD	.0984	15.95	.0336	.3664	3.601	.1961	27.10
#1	1.049	-.0300	.9796	1.027	.8741	.5100	.0076
#2	1.047	-.0239	.9801	1.032	.9197	.5114	.0051
Errors	QC Pass	NOCHECK	NOCHECK	QC Pass	QC Pass	QC Pass	NOCHECK
Value	1.000			1.000	1.000	.5000	
Range	20.00			20.00	20.00	20.00	

Elem	Y_3710	Zn2062	Zr3496
Units	ppm	ppm	ppm
Avge	-.0013	.9499	.8686
SDev	.0001	.0001	.0016
%RSD	9.168	.0144	.1821
#1	-.0013	.9498	.8697
#2	-.0014	.9500	.8675
Errors	NOCHECK	QC Pass	QC Pass
Value		1.000	1.000
Range		20.00	20.00

011019

IntStd	1	2	3	4	5	6	7
Mode	*Counts	Time	NOTUSED	NOTUSED	NOTUSED	NOTUSED	NOTUSED
Elem	Sc	--	--	--	--	--	--
Wavlen	361.384	--	--	--	--	--	--
Avge	784038	10000	--	--	--	--	--
SDev	1978.485	.0000000	--	--	--	--	--
%RSD	.2523455	.0000000	--	--	--	--	--
#1	785437	10000	--	--	--	--	--
#2	782639	10000	--	--	--	--	--

Analysis Report QC Standard 07/03/07 05:37:03 PM page 1

Method: DAILY2 Sample Name: ICV/CCV Operator: 011020
Run Time: 07/03/07 17:32:29
Comment:
Mode: CONC Corr. Factor: 1

Elem	Ag3280	Al3082	As1890	B_2496	Ba4934	Be3130	Bi2230
Units	ppm	ppm	ppm	ppm	ppm	ppm	ppm
Avge	.9862	9.745	5.105	4.959	10.06	.9864	5.071
SDev	.0002	.011	.002	.025	.01	.0009	.033
%RSD	.0165	.1100	.0351	.5138	.1381	.0894	.6581
#1	.9863	9.737	5.104	4.941	10.05	.9871	5.048
#2	.9861	9.753	5.106	4.977	10.07	.9858	5.095
Errors	QC Pass	QC Pass	QC Pass	QC Pass	QC Pass	QC Pass	QC Pass
Value	1.000	10.00	5.000	5.000	10.00	1.000	5.000
Range	10.00	10.00	10.00	10.00	10.00	10.00	10.00

Elem	Ca3179	Cd2265	Co2286	Cr2677	Cu3247	Fe2714	K_7664
Units	ppm	ppm	ppm	ppm	ppm	ppm	ppm
Avge	19.82	.9982	5.042	1.981	2.053	10.18	18.58
SDev	.03	.0043	.014	.005	.010	.02	.10
%RSD	.1542	.4291	.2806	.2715	.4657	.1882	.5516
#1	19.84	1.001	5.052	1.985	2.046	10.19	18.50
#2	19.79	.9952	5.032	1.977	2.060	10.16	18.65
Errors	QC Pass	QC Pass	QC Pass	QC Pass	QC Pass	QC Pass	QC Pass
Value	20.00	1.000	5.000	2.000	2.000	10.00	20.00
Range	10.00	10.00	10.00	10.00	10.00	10.00	10.00

Elem	La3988	Li6707	Mg2790	Mn2576	Mo2020	Na3302	Na5889
Units	ppm	ppm	ppm	ppm	ppm	ppm	ppm
Avge	4.906	4.719	19.90	1.019	5.062	27.86	Q44.48
SDev	.013	.022	.00	.001	.016	.02	.26
%RSD	.2613	.4637	.0182	.1274	.3193	.0587	.5789
#1	4.897	4.703	19.89	1.020	5.074	27.85	Q44.29
#2	4.915	4.734	19.90	1.019	5.051	27.87	Q44.66
Errors	QC Pass	QC Pass	QC Pass	QC Pass	QC Pass	QC Pass	QC Fail
Value	5.000	5.000	20.00	1.000	5.000	30.00	30.00
Range	10.00	10.00	10.00	10.00	10.00	10.00	10.00

Elem	Ni2316	P_1782	2203/1	2203/2	Pd3404	S_1820	Sb2068
Units	ppm	ppm	ppm	ppm	ppm	ppm	ppm
Avge	4.915	5.162	5.007	5.057	1.017	1.046	1.001
SDev	.006	.058	.003	.063	.002	.024	.003
%RSD	.1140	1.127	.0665	1.250	.2139	2.265	.2649
#1	4.919	5.121	5.005	5.102	1.019	1.063	1.003
#2	4.911	5.204	5.009	5.012	1.016	1.029	.9992
Errors	QC Pass	QC Pass	NOCHECK	NOCHECK	QC Pass	QC Pass	QC Pass
Value	5.000	5.000			1.000	1.000	1.000
Range	10.00	10.00			10.00	10.00	10.00

Elem	Sc3613	1960/1	1960/2	Si2881	Pb220	Se196	Sn1899

011021

Units	%R	ppm	ppm	ppm	ppm	ppm	ppm
Avge	100.1	5.115	5.163	5.069	5.040	5.147	4.737
SDev	2.0	.032	.036	.002	.041	.013	.000
%RSD	2.029	.6215	.6915	.0479	.8144	.2566	.0074
#1	98.67	5.092	5.189	5.067	5.070	5.157	4.737
#2	101.5	5.137	5.138	5.071	5.011	5.138	4.738
Errors	NOCHECK	NOCHECK	NOCHECK	QC Pass	QC Pass	QC Pass	QC Pass
Value				5.000	5.000	5.000	5.000
Range				10.00	10.00	10.00	10.00

Elem	Sr4215	Th2837	Ti3349	Tl1908	U_4090	V_2924	W_2079
Units	ppm	ppm	ppm	ppm	ppm	ppm	ppm
Avge	4.963	.9960	4.842	5.273	.9884	5.013	1.045
SDev	.019	.0008	.001	.008	.0115	.001	.006
%RSD	.3919	.0851	.0260	.1545	1.167	.0183	.5486
#1	4.950	.9954	4.843	5.268	.9803	5.012	1.049
#2	4.977	.9966	4.841	5.279	.9966	5.014	1.041
Errors	QC Pass	QC Pass	QC Pass	QC Pass	QC Pass	QC Pass	QC Pass
Value	5.000	1.000	5.000	5.000	1.000	5.000	1.000
Range	10.00	10.00	10.00	10.00	10.00	10.00	10.00

Elem	Y_3710	Zn2062	Zr3496
Units	ppm	ppm	ppm
Avge	4.978	1.010	4.876
SDev	.015	.006	.010
%RSD	.3060	.5715	.2099
#1	4.967	1.014	4.869
#2	4.988	1.006	4.883
Errors	QC Pass	QC Pass	QC Pass
Value	5.000	1.000	5.000
Range	10.00	10.00	10.00

011022

IntStd	1	2	3	4	5	6	7
Mode	*Counts	Time	NOTUSED	NOTUSED	NOTUSED	NOTUSED	NOTUSED
Elem	Sc	--	--	--	--	--	--
Wavlen	361.384	--	--	--	--	--	--
Avge	861264	10000	--	--	--	--	--
SDev	17443.62	.0000000	--	--	--	--	--
%RSD	2.025352	.0000000	--	--	--	--	--
#1	848929	10000	--	--	--	--	--
#2	873598	10000	--	--	--	--	--

Analysis Report Blank Sample 07/03/07 05:41:48 PM page 1

Method: DAILY2 Sample Name: ICB/CCB Operator:

Run Time: 07/03/07 17:37:15

Comment:

Mode: CONC Corr. Factor: 1

011023

Elem	Ag3280	Al3082	As1890	B_2496	Ba4934	Be3130	Bi2230
Units	ppm	ppm	ppm	ppm	ppm	ppm	ppm
Avge	.0000	.0051	.0028	.0144	.0000	.0000	-.0063
SDev	.0005	.0092	.0000	.0052	.0001	.0001	.0030
%RSD	1130.	180.2	1.521	36.12	203.2	202.9	48.05
#1	.0004	.0117	.0028	.0181	.0001	.0001	-.0085
#2	-.0003	-.0014	.0027	.0108	-.0000	-.0000	-.0042
Errors	LC Pass	LC Pass	LC Pass	LC Pass	LC Pass	LC Pass	LC Pass
High	.0050	.0500	.0050	.0500	.0050	.0050	.0100
Low	-.0050	-.0500	-.0050	-.0500	-.0050	-.0050	-.0100

Elem	Ca3179	Cd2265	Co2286	Cr2677	Cu3247	Fe2714	K_7664
Units	ppm	ppm	ppm	ppm	ppm	ppm	ppm
Avge	-.0006	.0000	.0000	.0006	.0001	-.0270	.0001
SDev	.0028	.0001	.0003	.0001	.0004	.0287	.0369
%RSD	430.9	2555.	11800.	17.33	324.6	106.5	30940.
#1	.0013	.0001	.0002	.0006	.0004	-.0067	.0262
#2	-.0026	-.0000	-.0002	.0005	-.0001	-.0473	-.0259
Errors	LC Pass	LC Pass	LC Pass	LC Pass	LC Pass	LC Pass	LC Pass
High	.0500	.0050	.0050	.0050	.0050	.0500	.1000
Low	-.0500	-.0050	-.0050	-.0050	-.0050	-.0500	-.1000

Elem	La3988	Li6707	Mg2790	Mn2576	Mo2020	Na3302	Na5889
Units	ppm	ppm	ppm	ppm	ppm	ppm	ppm
Avge	-.0000	-.0000	-.0047	.0000	-.0005	L-.2421	-.0072
SDev	.0011	.0001	.0071	.0000	.0003	.2856	.0019
%RSD	3510.	374.2	149.3	177.2	55.21	118.0	26.48
#1	.0007	.0001	.0003	.0001	-.0003	-.0401	-.0059
#2	-.0008	-.0001	-.0097	-.0000	-.0007	L-.4441	-.0085
Errors	LC Pass	LC Pass	LC Pass	LC Pass	LC Pass	LC Low	LC Pass
High	.0050	.0050	.0500	.0050	.0050	.0500	.0500
Low	-.0050	-.0050	-.0500	-.0050	-.0050	-.0500	-.0500

Elem	Ni2316	P_1782	2203/1	2203/2	Pd3404	S_1820	Sb2068
Units	ppm	ppm	ppm	ppm	ppm	ppm	ppm
Avge	-.0017	.0079	-.0055	.0026	-.0027	.0016	-.0005
SDev	.0001	.0004	.0073	.0016	.0082	.0020	.0030
%RSD	4.248	5.084	131.1	61.46	300.7	123.0	633.0
#1	-.0018	.0082	-.0004	.0014	.0031	.0030	-.0026
#2	-.0017	.0076	-.0107	.0037	L-.0085	.0002	.0017
Errors	LC Pass	LC Pass	NOCHECK	NOCHECK	LC Pass	LC Pass	LC Pass
High	.0050	.0100			.0050	.0200	.0100
Low	-.0050	-.0100			-.0050	-.0200	-.0100

Elem	Sc3613	1960/1	1960/2	Si2881	Pb220	Se196	Sn1899

011024

Units	%R	ppm	ppm	ppm	ppm	ppm	ppm
Avge	99.52	.0005	.0007	-.0038	-.0001	.0006	.0015
SDev	3.08	.0025	.0027	.0018	.0014	.0026	.0002
%RSD	3.099	484.5	396.1	47.32	1053.	413.9	12.23
#1	97.34	-.0012	-.0012	-.0025	.0008	-.0012	.0014
#2	101.7	.0023	.0026	-.0051	-.0011	.0025	.0016
Errors	NOCHECK	NOCHECK	NOCHECK	LC Pass	LC Pass	LC Pass	LC Pass
High				.0100	.0050	.0050	.0050
Low				-.0100	-.0050	-.0050	-.0050

Elem	Sr4215	Th2837	Ti3349	Tl1908	U_4090	V_2924	W_2079
Units	ppm	ppm	ppm	ppm	ppm	ppm	ppm
Avge	.0000	-.0008	-.0001	-.0017	-.0060	-.0002	.0036
SDev	.0000	.0019	.0001	.0039	.0021	.0002	.0035
%RSD	5294.	236.2	191.8	227.6	35.68	105.9	97.78
#1	.0000	-.0021	.0000	.0011	-.0045	-.0000	.0011
#2	-.0000	.0005	-.0001	-.0045	-.0075	-.0003	.0061
Errors	LC Pass	LC Pass	LC Pass	LC Pass	LC Pass	LC Pass	LC Pass
High	.0050	.0100	.0050	.0100	.1000	.0050	.0100
Low	-.0050	-.0100	-.0050	-.0100	-.1000	-.0050	-.0100

Elem	Y_3710	Zn2062	Zr3496
Units	ppm	ppm	ppm
Avge	.0000	.0003	-.0000
SDev	.0001	.0001	.0003
%RSD	213.4	16.53	2041.
#1	.0001	.0003	.0002
#2	-.0000	.0003	-.0002
Errors	LC Pass	LC Pass	LC Pass
High	.0050	.0050	.0050
Low	-.0050	-.0050	-.0050

011025

IntStd	1	2	3	4	5	6	
Mode	*Counts	Time	NOTUSED	NOTUSED	NOTUSED	NOTUSED	NOTUSED
Elem	Sc	--	--	--	--	--	--
Wavlen	361.384	--	--	--	--	--	--
Avge	856169	10000	--	--	--	--	--
SDev	26563.17	.0000000	--	--	--	--	--
%RSD	3.102562	.0000000	--	--	--	--	--
#1	837386	10000	--	--	--	--	--
#2	874952	10000	--	--	--	--	--

Analysis Report 07/03/07 05:46:34 PM page 1

Method: DAILY2 Sample Name: PBW-F29E2 df100 Operator:
Run Time: 07/03/07 17:42:00
Comment:
Mode: CONC Corr. Factor: 1

011026

Elem	Ag3280	Al3082	As1890	B_2496	Ba4934	Be3130	Bi2230
Units	ppm	ppm	ppm	ppm	ppm	ppm	ppm
Avge	.0007	.0723	.0003	.0052	.0001	.0000	-.0025
SDev	.0015	.0040	.0020	.0015	.0002	.0001	.0123
%RSD	200.8	5.529	574.9	28.61	138.7	404.3	496.8
#1	.0018	.0752	-.0010	.0062	.0003	.0000	.0062
#2	-.0003	.0695	.0017	.0041	.0000	-.0000	-.0112

Elem	Ca3179	Cd2265	Co2286	Cr2677	Cu3247	Fe2714	K_7664
Units	ppm	ppm	ppm	ppm	ppm	ppm	ppm
Avge	.0047	.0002	-.0005	.0013	.0007	-.0308	-.0125
SDev	.0022	.0001	.0011	.0003	.0014	.0481	.0338
%RSD	47.93	43.67	212.0	21.70	192.2	156.2	269.8
#1	.0062	.0003	.0003	.0015	.0017	.0032	.0114
#2	.0031	.0002	-.0013	.0011	-.0003	-.0647	-.0364

Elem	La3988	Li6707	Mg2790	Mn2576	Mo2020	Na3302	Na5889
Units	ppm	ppm	ppm	ppm	ppm	ppm	ppm
Avge	.0003	-.0001	.0004	.0001	.0005	-.2760	.0018
SDev	.0022	.0001	.0086	.0000	.0003	.3256	.0024
%RSD	744.8	218.0	2050.	34.77	62.17	117.9	129.8
#1	.0019	.0000	.0065	.0002	.0003	-.0458	.0001
#2	-.0013	-.0002	-.0057	.0001	.0007	-.5063	.0035

Elem	Ni2316	P_1782	2203/1	2203/2	Pd3404	S_1820	Sb2068
Units	ppm	ppm	ppm	ppm	ppm	ppm	ppm
Avge	-.0010	-.0056	.0005	-.0028	-.0018	.0003	.0042
SDev	.0001	.0125	.0034	.0029	.0061	.0089	.0050
%RSD	10.94	225.4	744.4	104.5	330.5	2583.	119.1
#1	-.0009	-.0144	.0029	-.0049	.0024	.0066	.0078
#2	-.0011	.0033	-.0020	-.0007	-.0061	-.0060	.0007

Elem	Sc3613	1960/1	1960/2	Si2881	Pb220	Se196	Sn1899
Units	%R	ppm	ppm	ppm	ppm	ppm	ppm
Avge	101.1	.0089	-.0021	.0002	-.0017	.0015	.0020
SDev	2.1	.0074	.0039	.0033	.0008	.0001	.0020
%RSD	2.105	83.26	180.4	2166.	46.95	7.278	100.8
#1	99.64	.0141	-.0049	.0025	-.0023	.0015	.0034
#2	102.6	.0036	.0006	-.0022	-.0011	.0016	.0006

Elem	Sr4215	Th2837	Ti3349	Tl1908	U_4090	V_2924	W_2079
Units	ppm	ppm	ppm	ppm	ppm	ppm	ppm
Avge	.0000	.0019	.0006	-.0025	.0043	.0004	.0011
SDev	.0001	.0001	.0003	.0066	.0649	.0009	.0025
%RSD	216.1	4.677	44.99	261.3	1501.	246.1	225.5
#1	.0001	.0020	.0004	.0021	.0502	.0011	.0029
#2	-.0000	.0019	.0008	-.0072	-.0416	-.0003	-.0007

011027

Elem	Y_3710	Zn2062	Zr3496
Units	ppm	ppm	ppm
Avge	.0000	.0009	.0009
SDev	.0001	.0000	.0009
%RSD	486.9	1.772	100.4
#1	.0001	.0009	.0015
#2	-.0001	.0009	.0003

IntStd	1	2	3	4	5	6	7
Mode	*Counts	Time	NOTUSED	NOTUSED	NOTUSED	NOTUSED	NOTUSED
Elem	Sc	--	--	--	--	--	--
Wavlen	361.384	--	--	--	--	--	--
Avge	870094	10000	--	--	--	--	--
SDev	18274.47	.0000000	--	--	--	--	--
%RSD	2.100287	.0000000	--	--	--	--	--
#1	857172	10000	--	--	--	--	--
#2	883016	10000	--	--	--	--	--

Analysis Report 07/03/07 05:51:19 PM page 1

Method: DAILY2 Sample Name: LCSW-F29E2 DF100 Operator:
Run Time: 07/03/07 17:46:46
Comment:
Mode: CONC Corr. Factor: 1

011028

Elem	Ag3280	Al3082	As1890	B_2496	Ba4934	Be3130	Bi2230
Units	ppm	ppm	ppm	ppm	ppm	ppm	ppm
Avge	.0013	.1136	.0415	.0076	.0409	.0011	.0036
SDev	.0013	.0079	.0022	.0003	.0000	.0001	.0069
%RSD	95.15	6.956	5.254	3.300	.0801	6.656	189.8
#1	.0004	.1080	.0431	.0078	.0409	.0010	-.0012
#2	.0022	.1192	.0400	.0074	.0410	.0011	.0085

Elem	Ca3179	Cd2265	Co2286	Cr2677	Cu3247	Fe2714	K_7664
Units	ppm	ppm	ppm	ppm	ppm	ppm	ppm
Avge	.2054	.0011	.0100	.0022	.0052	.0095	.1148
SDev	.0018	.0001	.0006	.0003	.0004	.0085	.0263
%RSD	.8769	10.61	6.509	11.94	7.296	89.44	22.93
#1	.2042	.0010	.0096	.0024	.0055	.0035	.0962
#2	.2067	.0012	.0105	.0020	.0049	.0154	.1334

Elem	La3988	Li6707	Mg2790	Mn2576	Mo2020	Na3302	Na5889
Units	ppm	ppm	ppm	ppm	ppm	ppm	ppm
Avge	.0004	-.0000	.1926	.0102	.0009	-.0889	.1972
SDev	.0019	.0001	.0109	.0000	.0001	.0350	.0032
%RSD	462.9	285.2	5.635	.3669	14.00	39.30	1.612
#1	-.0009	-.0001	.1850	.0102	.0010	-.1136	.1950
#2	.0017	.0000	.2003	.0102	.0008	-.0642	.1995

Elem	Ni2316	P_1782	2203/1	2203/2	Pd3404	S_1820	Sb2068
Units	ppm	ppm	ppm	ppm	ppm	ppm	ppm
Avge	.0084	.0015	.0109	.0110	-.0014	.0329	.0086
SDev	.0005	.0030	.0009	.0014	.0064	.0023	.0018
%RSD	5.621	205.1	7.986	12.39	460.5	6.974	20.69
#1	.0088	-.0007	.0103	.0119	-.0059	.0312	.0099
#2	.0081	.0036	.0116	.0100	.0032	.0345	.0074

Elem	Sc3613	1960/1	1960/2	Si2881	Pb220	Se196	Sn1899
Units	%R	ppm	ppm	ppm	ppm	ppm	ppm
Avge	98.93	.0470	.0401	-.0028	.0110	.0424	.0024
SDev	1.18	.0109	.0015	.0093	.0006	.0046	.0025
%RSD	1.193	23.16	3.726	330.1	5.604	10.90	107.1
#1	99.76	.0547	.0411	-.0094	.0114	.0457	.0041
#2	98.09	.0393	.0390	.0038	.0105	.0391	.0006

Elem	Sr4215	Th2837	Ti3349	Tl1908	U_4090	V_2924	W_2079
Units	ppm	ppm	ppm	ppm	ppm	ppm	ppm
Avge	.0000	.0000	.0005	.0377	.0180	.0098	.0037
SDev	.0001	.0019	.0002	.0029	.0372	.0004	.0006
%RSD	206.7	1411000.	40.37	7.598	207.1	4.455	15.00
#1	-.0000	.0014	.0003	.0398	-.0083	.0095	.0033
#2	.0001	-.0014	.0006	.0357	.0443	.0101	.0041

011029

Elem	Y_3710	Zn2062	Zr3496
Units	ppm	ppm	ppm
Avge	.0001	.0101	.0002
SDev	.0000	.0002	.0004
%RSD	30.43	1.603	180.6
#1	.0001	.0100	-.0001
#2	.0001	.0102	.0006

IntStd	1	2	3	4	5	6	7
Mode	*Counts	Time	NOTUSED	NOTUSED	NOTUSED	NOTUSED	NOTUSED
Elem	Sc	--	--	--	--	--	--
Wavlen	361.384	--	--	--	--	--	--
Avge	851122	10000	--	--	--	--	--
SDev	10131.43	.0000000	--	--	--	--	--
%RSD	1.190361	.0000000	--	--	--	--	--
#1	858286	10000	--	--	--	--	--
#2	843958	10000	--	--	--	--	--

Analysis Report 07/03/07 05:56:04 PM page 1

Method: DAILY2 Sample Name: SRM278I DF100 Operator: 011030
Run Time: 07/03/07 17:51:31
Comment:
Mode: CONC Corr. Factor: 1

Elem	Ag3280	Al3082	As1890	B_2496	Ba4934	Be3130	Bi2230
Units	ppm	ppm	ppm	ppm	ppm	ppm	ppm
Avge	-.0009	6.692	.0017	.0000	.0935	.0002	.0006
SDev	.0011	.024	.0051	.0011	.0000	.0000	.0005
%RSD	122.7	.3587	294.4	2361.	.0453	10.52	91.50
#1	-.0016	6.675	.0053	-.0007	.0935	.0002	.0009
#2	-.0001	6.708	-.0019	.0008	.0935	.0002	.0002

Elem	Ca3179	Cd2265	Co2286	Cr2677	Cu3247	Fe2714	K_7664
Units	ppm	ppm	ppm	ppm	ppm	ppm	ppm
Avge	.7031	-.0002	-.0011	.0022	.0006	1.377	1.913
SDev	.0002	.0004	.0014	.0001	.0006	.004	.013
%RSD	.0306	196.7	127.4	6.651	117.3	.3235	.6572
#1	.7029	.0001	-.0020	.0021	.0001	1.374	1.904
#2	.7032	-.0005	-.0001	.0023	.0010	1.380	1.922

Elem	La3988	Li6707	Mg2790	Mn2576	Mo2020	Na3302	Na5889
Units	ppm	ppm	ppm	ppm	ppm	ppm	ppm
Avge	.0007	.0033	.1289	.0395	.0015	2.076	4.031
SDev	.0013	.0000	.0046	.0001	.0000	.152	.002
%RSD	179.3	1.117	3.549	.1919	.3561	7.327	.0489
#1	-.0002	.0033	.1257	.0395	.0015	1.969	4.030
#2	.0017	.0034	.1322	.0394	.0015	2.184	4.033

Elem	Ni2316	P_1782	2203/1	2203/2	Pd3404	S_1820	Sb2068
Units	ppm	ppm	ppm	ppm	ppm	ppm	ppm
Avge	.0000	.0109	.0017	.0018	-.0098	.0070	-.0016
SDev	.0000	.0199	.0026	.0005	.0025	.0036	.0022
%RSD	106.8	183.3	151.5	29.74	25.35	50.63	136.6
#1	.0000	.0250	.0035	.0022	-.0116	.0095	-.0032
#2	.0000	-.0032	-.0001	.0014	-.0080	.0045	-.0001

Elem	Sc3613	1960/1	1960/2	Si2881	Pb220	Se196	Sn1899
Units	%R	ppm	ppm	ppm	ppm	ppm	ppm
Avge	101.5	.0040	.0043	-.0072	.0018	.0042	.0009
SDev	.8	.0036	.0044	.0068	.0012	.0041	.0031
%RSD	.7552	89.98	100.8	94.35	68.17	97.18	343.5
#1	102.0	.0014	.0012	-.0120	.0027	.0013	-.0013
#2	100.9	.0065	.0074	-.0024	.0009	.0071	.0031

Elem	Sr4215	Th2837	Ti3349	Tl1908	U_4090	V_2924	W_2079
Units	ppm	ppm	ppm	ppm	ppm	ppm	ppm
Avge	.0064	.0024	.1365	-.0091	-.0689	.0005	.0031
SDev	.0001	.0016	.0003	.0054	.0388	.0007	.0040
%RSD	.8805	65.82	.2558	59.60	56.24	140.1	128.2
#1	.0064	.0036	.1368	-.0052	-.0963	.0000	.0003
#2	.0065	.0013	.1363	-.0129	-.0415	.0010	.0059

011031

Elem	Y_3710	Zn2062	Zr3496
Units	ppm	ppm	ppm
Avge	.0037	.0081	.0248
SDev	.0000	.0003	.0006
%RSD	.4847	3.864	2.476
#1	.0037	.0079	.0244
#2	.0037	.0083	.0253

IntStd	1	2	3	4	5	6	7
Mode	*Counts	Time	NOTUSED	NOTUSED	NOTUSED	NOTUSED	NOTUSED
Elem	Sc	--	--	--	--	--	--
Wavlen	361.384	--	--	--	--	--	--
Avge	872914	10000	--	--	--	--	--
SDev	6625.590	.0000000	--	--	--	--	--
%RSD	.7590199	.0000000	--	--	--	--	--
#1	877599	10000	--	--	--	--	--
#2	868229	10000	--	--	--	--	--

Method: DAILY2 Sample Name: SRM688I DF100 Operator:
Run Time: 07/03/07 17:56:16
Comment:
Mode: CONC Corr. Factor: 1

011032

Elem	Ag3280	Al3082	As1890	B_2496	Ba4934	Be3130	Bi2230
Units	ppm	ppm	ppm	ppm	ppm	ppm	ppm
Avge	-.0006	8.312	.0014	-.0013	.0174	.0000	.0003
SDev	.0011	.007	.0026	.0015	.0001	.0001	.0045
%RSD	198.5	.0849	188.3	113.6	.8338	144.1	1343.
#1	-.0014	8.307	.0032	-.0024	.0175	-.0000	-.0028
#2	.0002	8.317	-.0005	-.0003	.0173	.0001	.0035

Elem	Ca3179	Cd2265	Co2286	Cr2677	Cu3247	Fe2714	K_7664
Units	ppm	ppm	ppm	ppm	ppm	ppm	ppm
Avge	8.509	-.0002	.0049	.0304	.0091	7.188	.0849
SDev	.007	.0004	.0010	.0001	.0004	.051	.0222
%RSD	.0823	231.5	19.61	.2635	4.177	.7035	26.20
#1	8.514	-.0005	.0042	.0304	.0093	7.152	.0692
#2	8.504	.0001	.0056	.0303	.0088	7.224	.1007

Elem	La3988	Li6707	Mg2790	Mn2576	Mo2020	Na3302	Na5889
Units	ppm	ppm	ppm	ppm	ppm	ppm	ppm
Avge	-.0000	.0005	4.935	.1279	.0004	.9481	1.780
SDev	.0013	.0000	.012	.0003	.0008	.2304	.009
%RSD	3507.	5.122	.2446	.1972	202.8	24.31	.5248
#1	-.0009	.0005	4.926	.1281	.0009	.7851	1.787
#2	.0009	.0006	4.943	.1277	-.0002	1.111	1.774

Elem	Ni2316	P_1782	2203/1	2203/2	Pd3404	S_1820	Sb2068
Units	ppm	ppm	ppm	ppm	ppm	ppm	ppm
Avge	.0153	.0659	-.0010	.0025	-.0058	.0177	-.0004
SDev	.0025	.0031	.0053	.0006	.0058	.0013	.0009
%RSD	16.08	4.725	541.3	23.75	99.66	7.592	194.1
#1	.0136	.0681	-.0048	.0030	-.0099	.0186	.0002
#2	.0171	.0637	.0028	.0021	-.0017	.0167	-.0011

Elem	Sc3613	1960/1	1960/2	Si2881	Pb220	Se196	Sn1899
Units	%R	ppm	ppm	ppm	ppm	ppm	ppm
Avge	101.1	.0035	.0027	-.0054	.0014	.0030	.0013
SDev	2.0	.0011	.0015	.0057	.0014	.0006	.0002
%RSD	1.985	32.24	56.31	105.8	99.82	21.44	12.28
#1	102.5	.0043	.0016	-.0094	.0004	.0025	.0014
#2	99.67	.0027	.0038	-.0014	.0023	.0034	.0012

Elem	Sr4215	Th2837	Ti3349	Tl1908	U_4090	V_2924	W_2079
Units	ppm	ppm	ppm	ppm	ppm	ppm	ppm
Avge	.0171	-.0046	.6674	-.0084	-.0378	.0253	.0065
SDev	.0001	.0028	.0000	.0025	.0513	.0006	.0022
%RSD	.2915	61.59	.0038	29.33	135.7	2.360	34.59
#1	.0170	-.0066	.6674	-.0066	-.0741	.0257	.0049
#2	.0171	-.0026	.6673	-.0101	-.0015	.0249	.0081

011033

Elem	Y_3710	Zn2062	Zr3496
Units	ppm	ppm	ppm
Avge	.0016	.0079	.0045
SDev	.0000	.0002	.0001
%RSD	2.782	2.338	2.969
#1	.0016	.0081	.0044
#2	.0016	.0078	.0046

IntStd	1	2	3	4	5	6	7
Mode	*Counts	Time	NOTUSED	NOTUSED	NOTUSED	NOTUSED	NOTUSED
Elem	Sc	--	--	--	--	--	--
Wavlen	361.384	--	--	--	--	--	--
Avge	869682	10000	--	--	--	--	--
SDev	17220.17	.0000000	--	--	--	--	--
%RSD	1.980053	.0000000	--	--	--	--	--
#1	881859	10000	--	--	--	--	--
#2	857506	10000	--	--	--	--	--

Analysis Report 07/03/07 06:05:46 PM page 1

Method: DAILY2 Sample Name: 297126I DF100 Operator:
Run Time: 07/03/07 18:01:13
Comment:
Mode: CONC Corr. Factor: 1

011034

Elem	Ag3280	Al3082	As1890	B_2496	Ba4934	Be3130	Bi2230
Units	ppm	ppm	ppm	ppm	ppm	ppm	ppm
Avge	-.0003	6.829	-.0001	-.0016	.0747	.0003	-.0044
SDev	.0001	.033	.0016	.0011	.0002	.0001	.0019
%RSD	39.23	.4776	2271.	68.84	.2788	20.90	43.55
#1	-.0004	6.806	-.0012	-.0008	.0746	.0003	-.0030
#2	-.0002	6.852	.0011	-.0024	.0748	.0002	-.0058

Elem	Ca3179	Cd2265	Co2286	Cr2677	Cu3247	Fe2714	K_7664
Units	ppm	ppm	ppm	ppm	ppm	ppm	ppm
Avge	2.656	-.0000	.0005	.0051	.0016	2.846	1.785
SDev	.001	.0002	.0004	.0006	.0001	.024	.007
%RSD	.0280	3413.	89.88	11.59	5.305	.8604	.3826
#1	2.657	-.0001	.0002	.0055	.0017	2.863	1.789
#2	2.656	.0001	.0007	.0047	.0015	2.829	1.780

Elem	La3988	Li6707	Mg2790	Mn2576	Mo2020	Na3302	Na5889
Units	ppm	ppm	ppm	ppm	ppm	ppm	ppm
Avge	.0063	.0032	1.166	.0661	-.0002	.8385	2.058
SDev	.0000	.0001	.003	.0000	.0002	.0219	.026
%RSD	.1334	1.724	.2270	.0571	80.18	2.609	1.252
#1	.0063	.0032	1.164	.0660	-.0003	.8540	2.039
#2	.0063	.0032	1.168	.0661	-.0001	.8230	2.076

Elem	Ni2316	P_1782	2203/1	2203/2	Pd3404	S_1820	Sb2068
Units	ppm	ppm	ppm	ppm	ppm	ppm	ppm
Avge	.0004	.0475	-.0025	.0020	-.0071	.0278	.0006
SDev	.0006	.0176	.0002	.0024	.0033	.0013	.0041
%RSD	140.4	37.14	6.030	120.5	46.04	4.521	693.1
#1	.0009	.0599	-.0026	.0003	-.0048	.0269	-.0023
#2	.0000	.0350	-.0024	.0037	-.0094	.0286	.0035

Elem	Sc3613	1960/1	1960/2	Si2881	Pb220	Se196	Sn1899
Units	%R	ppm	ppm	ppm	ppm	ppm	ppm
Avge	99.81	.0066	-.0010	-.0046	.0005	.0015	.0028
SDev	2.55	.0025	.0011	.0000	.0017	.0001	.0025
%RSD	2.555	38.47	105.2	.9352	327.0	9.488	89.75
#1	98.01	.0084	-.0017	-.0045	-.0007	.0017	.0046
#2	101.6	.0048	-.0003	-.0046	.0017	.0014	.0010

Elem	Sr4215	Th2837	Ti3349	Tl1908	U_4090	V_2924	W_2079
Units	ppm	ppm	ppm	ppm	ppm	ppm	ppm
Avge	.0356	.0006	.3523	-.0045	-.0155	.0064	.0035
SDev	.0001	.0003	.0008	.0052	.0029	.0003	.0006
%RSD	.3587	53.37	.2145	116.7	18.63	4.919	18.05
#1	.0355	.0004	.3518	-.0081	-.0135	.0066	.0031
#2	.0357	.0008	.3528	-.0008	-.0176	.0062	.0040

011035

Elem	Y_3710	Zn2062	Zr3496
Units	ppm	ppm	ppm
Avge	.0023	.0089	.0086
SDev	.0000	.0004	.0002
%RSD	1.205	4.233	2.100
#1	.0023	.0086	.0087
#2	.0023	.0092	.0085

IntStd	1	2	3	4	5	6	7
Mode	*Counts	Time	NOTUSED	NOTUSED	NOTUSED	NOTUSED	NOTUSED
Elem	Sc	--	--	--	--	--	--
Wavlen	361.384	--	--	--	--	--	--
Avge	858646	10000	--	--	--	--	--
SDev	21968.39	.0000000	--	--	--	--	--
%RSD	2.558492	.0000000	--	--	--	--	--
#1	843112	10000	--	--	--	--	--
#2	874180	10000	--	--	--	--	--

Analysis Report 07/03/07 06:10:31 PM page 1

Method: DAILY2 Sample Name: 297127I DF100 Operator:
Run Time: 07/03/07 18:05:58
Comment:
Mode: CONC Corr. Factor: 1

011036

Elem	Ag3280	Al3082	As1890	B_2496	Ba4934	Be3130	Bi2230
Units	ppm	ppm	ppm	ppm	ppm	ppm	ppm
Avge	-.0006	1.930	.0047	-.0018	.0206	.0001	-.0005
SDev	.0003	.001	.0012	.0008	.0001	.0000	.0144
%RSD	54.86	.0602	24.79	46.40	.7140	19.93	2979.
#1	-.0008	1.930	.0039	-.0012	.0207	.0001	.0097
#2	-.0003	1.931	.0055	-.0024	.0205	.0001	-.0107

Elem	Ca3179	Cd2265	Co2286	Cr2677	Cu3247	Fe2714	K_7664
Units	ppm	ppm	ppm	ppm	ppm	ppm	ppm
Avge	.3972	.0002	.0005	.0026	.0010	.7501	.3888
SDev	.0009	.0001	.0001	.0016	.0010	.0009	.0202
%RSD	.2319	41.11	21.31	61.87	98.23	.1163	5.189
#1	.3978	.0001	.0006	.0037	.0017	.7495	.3745
#2	.3965	.0002	.0004	.0015	.0003	.7507	.4030

Elem	La3988	Li6707	Mg2790	Mn2576	Mo2020	Na3302	Na5889
Units	ppm	ppm	ppm	ppm	ppm	ppm	ppm
Avge	.0018	.0007	.2317	.0168	.0015	-.0076	.5087
SDev	.0002	.0001	.0036	.0002	.0004	.1231	.0133
%RSD	8.836	9.243	1.552	1.078	30.71	1615.	2.612
#1	.0017	.0007	.2291	.0170	.0018	-.0947	.4993
#2	.0020	.0008	.2342	.0167	.0011	.0794	.5181

Elem	Ni2316	P_1782	2203/1	2203/2	Pd3404	S_1820	Sb2068
Units	ppm	ppm	ppm	ppm	ppm	ppm	ppm
Avge	.0000	.0250	.0010	.0012	-.0057	-.0014	.0012
SDev	.0017	.0201	.0020	.0010	.0020	.0052	.0019
%RSD	4796.	80.49	205.7	85.34	35.10	380.1	160.4
#1	.0013	.0392	-.0004	.0005	-.0071	.0023	.0026
#2	-.0012	.0108	.0024	.0019	-.0043	-.0050	-.0002

Elem	Sc3613	1960/1	1960/2	Si2881	Pb220	Se196	Sn1899
Units	%R	ppm	ppm	ppm	ppm	ppm	ppm
Avge	100.4	.0080	.0004	-.0015	.0011	.0029	.0003
SDev	1.3	.0043	.0029	.0005	.0014	.0005	.0004
%RSD	1.265	53.05	764.2	35.31	119.1	17.32	124.8
#1	99.49	.0050	.0024	-.0011	.0002	.0033	.0000
#2	101.3	.0111	-.0017	-.0019	.0021	.0026	.0006

Elem	Sr4215	Th2837	Ti3349	Tl1908	U_4090	V_2924	W_2079
Units	ppm	ppm	ppm	ppm	ppm	ppm	ppm
Avge	.0082	.0014	.0906	-.0050	-.0020	.0015	.0042
SDev	.0000	.0018	.0003	.0061	.0136	.0010	.0020
%RSD	.3216	129.3	.3897	121.9	682.4	71.99	47.24
#1	.0082	.0027	.0909	-.0094	.0076	.0022	.0056
#2	.0081	.0001	.0904	-.0007	-.0116	.0007	.0028

011037

Elem	Y_3710	Zn2062	Zr3496
Units	ppm	ppm	ppm
Avge	.0007	.0037	.0031
SDev	.0002	.0003	.0011
%RSD	29.02	9.371	33.90
#1	.0008	.0039	.0039
#2	.0005	.0034	.0024

IntStd	1	2	3	4	5	6	7
Mode	*Counts	Time	NOTUSED	NOTUSED	NOTUSED	NOTUSED	NOTUSED
Elem	Sc	--	--	--	--	--	--
Wavlen	361.384	--	--	--	--	--	--
Avge	863644	10000	--	--	--	--	--
SDev	10908.54	.0000000	--	--	--	--	--
%RSD	1.263083	.0000000	--	--	--	--	--
#1	855930	10000	--	--	--	--	--
#2	871357	10000	--	--	--	--	--

Analysis Report 07/03/07 06:15:17 PM page 1

Method: DAILY2 Sample Name: 297128I DF100 Operator:
Run Time: 07/03/07 18:10:43
Comment:
Mode: CONC Corr. Factor: 1

011038

Elem	Ag3280	Al3082	As1890	B_2496	Ba4934	Be3130	Bi2230
Units	ppm	ppm	ppm	ppm	ppm	ppm	ppm
Avge	.0005	1.547	-.0026	-.0029	.0220	.0001	.0027
SDev	.0005	.021	.0061	.0001	.0001	.0001	.0001
%RSD	102.1	1.357	233.9	4.308	.6361	102.2	3.944
#1	.0001	1.532	.0017	-.0030	.0221	.0000	.0026
#2	.0009	1.562	-.0069	-.0028	.0219	.0002	.0027

Elem	Ca3179	Cd2265	Co2286	Cr2677	Cu3247	Fe2714	K_7664
Units	ppm	ppm	ppm	ppm	ppm	ppm	ppm
Avge	.2688	.0003	-.0002	.0023	.0004	.4705	.2989
SDev	.0006	.0000	.0002	.0010	.0003	.0107	.0174
%RSD	.2120	.0699	118.4	45.10	77.21	2.265	5.807
#1	.2692	.0003	-.0003	.0030	.0006	.4629	.2866
#2	.2684	.0003	-.0000	.0016	.0002	.4780	.3112

Elem	La3988	Li6707	Mg2790	Mn2576	Mo2020	Na3302	Na5889
Units	ppm	ppm	ppm	ppm	ppm	ppm	ppm
Avge	.0014	.0004	.1576	.0128	.0003	-.0618	.4921
SDev	.0014	.0000	.0049	.0000	.0010	.1080	.0226
%RSD	98.93	5.644	3.131	.2675	302.1	174.6	4.583
#1	.0004	.0004	.1542	.0128	-.0004	-.1382	.5081
#2	.0023	.0005	.1611	.0128	.0010	.0145	.4762

Elem	Ni2316	P_1782	2203/1	2203/2	Pd3404	S_1820	Sb2068
Units	ppm	ppm	ppm	ppm	ppm	ppm	ppm
Avge	.0001	.0171	-.0005	-.0018	-.0048	.0144	-.0043
SDev	.0013	.0087	.0019	.0021	.0019	.0117	.0028
%RSD	1287.	50.99	394.7	115.6	39.63	81.58	66.72
#1	-.0008	.0109	-.0019	-.0003	-.0062	.0061	-.0063
#2	.0010	.0232	.0009	-.0033	-.0035	.0226	-.0023

Elem	Sc3613	1960/1	1960/2	Si2881	Pb220	Se196	Sn1899
Units	%R	ppm	ppm	ppm	ppm	ppm	ppm
Avge	99.47	.0030	-.0011	-.0014	-.0014	.0003	.0032
SDev	4.51	.0049	.0014	.0042	.0007	.0025	.0007
%RSD	4.532	162.9	121.4	299.9	55.15	918.3	22.08
#1	102.7	.0065	-.0002	-.0044	-.0008	.0021	.0027
#2	96.28	-.0005	-.0021	.0016	-.0019	-.0015	.0037

Elem	Sr4215	Th2837	Ti3349	Tl1908	U_4090	V_2924	W_2079
Units	ppm	ppm	ppm	ppm	ppm	ppm	ppm
Avge	.0062	.0027	.0631	-.0064	-.0018	.0004	.0033
SDev	.0000	.0010	.0021	.0019	.0217	.0003	.0011
%RSD	.3107	37.79	3.339	29.06	1221.	60.91	33.75
#1	.0062	.0034	.0645	-.0077	-.0171	.0006	.0041
#2	.0062	.0020	.0616	-.0051	.0136	.0002	.0025

011039

Elem	Y_3710	Zn2062	Zr3496
Units	ppm	ppm	ppm
Avge	.0004	.0022	.0021
SDev	.0000	.0001	.0003
%RSD	9.820	4.332	13.58
#1	.0005	.0022	.0023
#2	.0004	.0023	.0019

IntStd	1	2	3	4	5	6	7
Mode	*Counts	Time	NOTUSED	NOTUSED	NOTUSED	NOTUSED	NOTUSED
Elem	Sc	--	--	--	--	--	--
Wavlen	361.384	--	--	--	--	--	--
Avge	855740	10000	--	--	--	--	--
SDev	38851.98	.0000000	--	--	--	--	--
%RSD	4.540159	.0000000	--	--	--	--	--
#1	883213	10000	--	--	--	--	--
#2	828268	10000	--	--	--	--	--

Method: DAILY2 Sample Name: 297129I DF100 Operator:
Run Time: 07/03/07 18:15:28
Comment:
Mode: CONC Corr. Factor: 1

011040

Elem	Ag3280	Al3082	As1890	B_2496	Ba4934	Be3130	Bi2230
Units	ppm	ppm	ppm	ppm	ppm	ppm	ppm
Avge	-.0011	1.473	.0013	-.0030	.0161	.0000	-.0025
SDev	.0009	.005	.0010	.0005	.0000	.0001	.0058
%RSD	88.77	.3473	81.14	16.40	.2595	389.2	234.2
#1	-.0004	1.477	.0005	-.0026	.0161	.0001	-.0066
#2	-.0017	1.469	.0020	-.0033	.0162	-.0000	.0016

Elem	Ca3179	Cd2265	Co2286	Cr2677	Cu3247	Fe2714	K_7664
Units	ppm	ppm	ppm	ppm	ppm	ppm	ppm
Avge	.2957	.0002	-.0011	.0022	.0003	.4583	.3636
SDev	.0024	.0002	.0008	.0001	.0006	.0382	.0390
%RSD	.8212	77.83	77.61	5.474	218.7	8.327	10.72
#1	.2975	.0001	-.0005	.0023	.0007	.4852	.3912
#2	.2940	.0004	-.0017	.0021	-.0002	.4313	.3361

Elem	La3988	Li6707	Mg2790	Mn2576	Mo2020	Na3302	Na5889
Units	ppm	ppm	ppm	ppm	ppm	ppm	ppm
Avge	.0001	.0005	.1412	.0125	.0002	-.1996	.4669
SDev	.0022	.0001	.0131	.0000	.0009	.2125	.0101
%RSD	1947.	16.13	9.302	.1694	369.5	106.5	2.154
#1	.0017	.0005	.1505	.0124	-.0004	-.0493	.4598
#2	-.0014	.0004	.1319	.0125	.0009	-.3499	.4740

Elem	Ni2316	P_1782	2203/1	2203/2	Pd3404	S_1820	Sb2068
Units	ppm	ppm	ppm	ppm	ppm	ppm	ppm
Avge	-.0005	.0153	-.0040	.0012	-.0080	.0025	.0025
SDev	.0006	.0049	.0016	.0007	.0085	.0048	.0012
%RSD	127.2	32.07	39.68	60.27	105.6	191.0	48.37
#1	-.0000	.0118	-.0029	.0007	-.0020	.0059	.0033
#2	-.0009	.0188	-.0052	.0017	-.0140	-.0009	.0016

Elem	Sc3613	1960/1	1960/2	Si2881	Pb220	Se196	Sn1899
Units	%R	ppm	ppm	ppm	ppm	ppm	ppm
Avge	103.0	.0041	-.0022	-.0085	-.0005	-.0001	.0003
SDev	3.2	.0004	.0021	.0051	.0000	.0013	.0001
%RSD	3.144	9.822	95.85	60.22	8.698	1205.	20.11
#1	100.8	.0038	-.0007	-.0049	-.0005	.0008	.0003
#2	105.3	.0044	-.0038	-.0121	-.0006	-.0010	.0003

Elem	Sr4215	Th2837	Ti3349	Tl1908	U_4090	V_2924	W_2079
Units	ppm	ppm	ppm	ppm	ppm	ppm	ppm
Avge	.0060	-.0012	.0580	-.0055	-.0324	.0007	.0022
SDev	.0001	.0016	.0001	.0013	.0756	.0006	.0011
%RSD	.9312	138.7	.1122	24.57	233.1	88.66	49.78
#1	.0061	-.0000	.0579	-.0045	.0210	.0011	.0030
#2	.0060	-.0023	.0580	-.0064	-.0859	.0003	.0014

011041

Elem	Y_3710	Zn2062	Zr3496
Units	ppm	ppm	ppm
Avge	.0005	.0024	.0015
SDev	.0001	.0002	.0012
%RSD	21.44	9.955	78.68
#1	.0006	.0026	.0024
#2	.0004	.0022	.0007

IntStd	1	2	3	4	5	6	7
Mode	*Counts	Time	NOTUSED	NOTUSED	NOTUSED	NOTUSED	NOTUSED
Elem	Sc	--	--	--	--	--	--
Wavlen	361.384	--	--	--	--	--	--
Avge	886519	10000	--	--	--	--	--
SDev	27872.73	.0000000	--	--	--	--	--
%RSD	3.144065	.0000000	--	--	--	--	--
#1	866810	10000	--	--	--	--	--
#2	906228	10000	--	--	--	--	--

Analysis Report 07/03/07 06:24:47 PM

Method: DAILY2 Sample Name: 297130I DF100 Operator:
Run Time: 07/03/07 18:20:14
Comment:
Mode: CONC Corr. Factor: 1

011042

Elem	Ag3280	Al3082	As1890	B_2496	Ba4934	Be3130	Bi2230
Units	ppm	ppm	ppm	ppm	ppm	ppm	ppm
Avge	-.0000	1.166	.0032	-.0006	.0144	.0001	-.0045
SDev	.0009	.006	.0026	.0004	.0001	.0000	.0010
%RSD	5066.	.4866	82.04	68.36	.3803	7.149	21.79
#1	-.0007	1.162	.0051	-.0009	.0144	.0001	-.0052
#2	.0006	1.170	.0013	-.0003	.0145	.0001	-.0038

Elem	Ca3179	Cd2265	Co2286	Cr2677	Cu3247	Fe2714	K_7664
Units	ppm	ppm	ppm	ppm	ppm	ppm	ppm
Avge	.6907	.0000	.0011	.0921	.0037	.6955	.2105
SDev	.0010	.0002	.0005	.0001	.0005	.0409	.0253
%RSD	.1405	1256.	48.02	.0624	14.15	5.885	12.00
#1	.6914	-.0002	.0007	.0921	.0033	.6665	.1926
#2	.6900	.0002	.0015	.0920	.0041	.7244	.2284

Elem	La3988	Li6707	Mg2790	Mn2576	Mo2020	Na3302	Na5889
Units	ppm	ppm	ppm	ppm	ppm	ppm	ppm
Avge	-.0000	.0003	.1341	.0176	.0015	-.0006	.3405
SDev	.0010	.0001	.0012	.0000	.0006	.1255	.0114
%RSD	4605.	35.25	.9087	.1854	38.19	20480.	3.334
#1	-.0007	.0002	.1349	.0176	.0011	-.0894	.3325
#2	.0007	.0004	.1332	.0176	.0019	.0881	.3485

Elem	Ni2316	P_1782	2203/1	2203/2	Pd3404	S_1820	Sb2068
Units	ppm	ppm	ppm	ppm	ppm	ppm	ppm
Avge	.0414	.0164	-.0020	.0043	-.0029	.0239	.0039
SDev	.0004	.0032	.0019	.0034	.0043	.0004	.0019
%RSD	.9286	19.67	93.92	77.46	148.9	1.743	48.04
#1	.0411	.0187	-.0034	.0067	-.0060	.0242	.0052
#2	.0417	.0141	-.0007	.0020	.0002	.0236	.0026

Elem	Sc3613	1960/1	1960/2	Si2881	Pb220	Se196	Sn1899
Units	%R	ppm	ppm	ppm	ppm	ppm	ppm
Avge	99.93	.0021	.0000	.0017	.0022	.0007	.0003
SDev	.28	.0117	.0013	.0046	.0016	.0048	.0020
%RSD	.2846	563.6	4615.	272.9	72.10	660.0	586.1
#1	99.73	.0103	.0009	-.0016	.0034	.0041	.0018
#2	100.1	-.0062	-.0009	.0049	.0011	-.0026	-.0011

Elem	Sr4215	Th2837	Ti3349	Tl1908	U_4090	V_2924	W_2079
Units	ppm	ppm	ppm	ppm	ppm	ppm	ppm
Avge	.0084	.0031	.0559	-.0064	-.0336	.0018	.0080
SDev	.0001	.0005	.0001	.0025	.0225	.0006	.0010
%RSD	.6614	16.90	.1410	38.41	67.02	35.98	12.42
#1	.0083	.0027	.0559	-.0082	-.0495	.0014	.0073
#2	.0084	.0034	.0560	-.0047	-.0177	.0023	.0087

011043

Elem	Y_3710	Zn2062	Zr3496
Units	ppm	ppm	ppm
Avge	.0005	.0028	.0027
SDev	.0001	.0002	.0001
%RSD	9.719	6.460	5.221
#1	.0005	.0029	.0026
#2	.0004	.0027	.0028

IntStd	1	2	3	4	5	6	7
Mode	*Counts	Time	NOTUSED	NOTUSED	NOTUSED	NOTUSED	NOTUSED
Elem	Sc	--	--	--	--	--	--
Wavlen	361.384	--	--	--	--	--	--
Avge	859660	10000	--	--	--	--	--
SDev	2452.953	.0000000	--	--	--	--	--
%RSD	.2853398	.0000000	--	--	--	--	--
#1	857926	10000	--	--	--	--	--
#2	861395	10000	--	--	--	--	--

Analysis Report 07/03/07 06:29:32 PM

Method: DAILY2 Sample Name: 297131I DF100 Operator:
Run Time: 07/03/07 18:24:59
Comment:
Mode: CONC Corr. Factor: 1

011044

Elem	Ag3280	Al3082	As1890	B_2496	Ba4934	Be3130	Bi2230
Units	ppm	ppm	ppm	ppm	ppm	ppm	ppm
Avge	.0004	1.032	.0010	-.0017	.0149	.0001	.0024
SDev	.0005	.015	.0026	.0006	.0001	.0000	.0018
%RSD	107.8	1.498	264.0	33.01	.6940	35.69	76.94
#1	.0001	1.021	-.0008	-.0021	.0149	.0001	.0036
#2	.0008	1.042	.0028	-.0013	.0150	.0001	.0011

Elem	Ca3179	Cd2265	Co2286	Cr2677	Cu3247	Fe2714	K_7664
Units	ppm	ppm	ppm	ppm	ppm	ppm	ppm
Avge	.8947	.0002	.0009	.0434	.0034	.6462	.2212
SDev	.0043	.0004	.0002	.0006	.0004	.0281	.0367
%RSD	.4845	168.3	25.91	1.312	11.58	4.352	16.62
#1	.8917	-.0000	.0007	.0430	.0031	.6263	.1952
#2	.8978	.0005	.0010	.0438	.0037	.6661	.2472

Elem	La3988	Li6707	Mg2790	Mn2576	Mo2020	Na3302	Na5889
Units	ppm	ppm	ppm	ppm	ppm	ppm	ppm
Avge	.0010	.0004	.2109	.0154	.0013	.0776	.2734
SDev	.0015	.0001	.0088	.0000	.0018	.2322	.0058
%RSD	153.5	26.15	4.184	.0873	144.2	299.2	2.124
#1	-.0001	.0003	.2046	.0154	-.0000	-.0866	.2693
#2	.0021	.0005	.2171	.0154	.0025	.2418	.2775

Elem	Ni2316	P_1782	2203/1	2203/2	Pd3404	S_1820	Sb2068
Units	ppm	ppm	ppm	ppm	ppm	ppm	ppm
Avge	.0190	.0330	-.0024	-.0010	-.0016	.0128	.0034
SDev	.0006	.0219	.0053	.0003	.0084	.0177	.0017
%RSD	3.404	66.24	223.8	29.28	527.1	138.6	51.24
#1	.0185	.0176	-.0062	-.0008	-.0076	.0003	.0022
#2	.0194	.0485	.0014	-.0012	.0044	.0253	.0046

Elem	Sc3613	1960/1	1960/2	Si2881	Pb220	Se196	Sn1899
Units	%R	ppm	ppm	ppm	ppm	ppm	ppm
Avge	100.1	.0047	-.0003	-.0031	-.0015	.0014	.0012
SDev	1.6	.0006	.0024	.0059	.0016	.0018	.0017
%RSD	1.556	13.12	786.4	191.2	108.7	134.9	145.5
#1	101.2	.0051	.0014	-.0073	-.0026	.0027	.0023
#2	98.96	.0042	-.0020	.0011	-.0003	.0001	-.0000

Elem	Sr4215	Th2837	Ti3349	Tl1908	U_4090	V_2924	W_2079
Units	ppm	ppm	ppm	ppm	ppm	ppm	ppm
Avge	.0084	.0000	.0616	-.0021	.0169	.0014	.0090
SDev	.0000	.0001	.0003	.0011	.0293	.0008	.0000
%RSD	.4891	269.0	.4474	51.24	173.4	56.56	.1058
#1	.0083	-.0000	.0614	-.0029	-.0038	.0009	.0090
#2	.0084	.0001	.0618	-.0013	.0376	.0020	.0090

011045

Elem	Y_3710	Zn2062	Zr3496
Units	ppm	ppm	ppm
Avge	.0004	.0038	.0018
SDev	.0001	.0000	.0011
%RSD	36.46	.3504	64.10
#1	.0003	.0038	.0010
#2	.0005	.0038	.0026

IntStd	1	2	3	4	5	6	7
Mode	*Counts	Time	NOTUSED	NOTUSED	NOTUSED	NOTUSED	NOTUSED
Elem	Sc	--	--	--	--	--	--
Wavlen	361.384	--	--	--	--	--	--
Avge	860801	10000	--	--	--	--	--
SDev	13396.84	.0000000	--	--	--	--	--
%RSD	1.556323	.0000000	--	--	--	--	--
#1	870274	10000	--	--	--	--	--
#2	851328	10000	--	--	--	--	--

Analysis Report 07/03/07 06:34:18 PM page 1

Method: DAILY2 Sample Name: CCV2 Operator:
Run Time: 07/03/07 18:29:44 011046
Comment:
Mode: CONC Corr. Factor: 1

Elem	Ag3280	Al3082	As1890	B_2496	Ba4934	Be3130	Bi2230
Units	ppm	ppm	ppm	ppm	ppm	ppm	ppm
Avge	.9862	9.738	5.094	4.947	10.05	.9848	5.066
SDev	.0015	.017	.015	.003	.00	.0021	.039
%RSD	.1560	.1792	.2997	.0630	.0345	.2130	.7703
#1	.9851	9.726	5.105	4.945	10.05	.9833	5.094
#2	.9873	9.750	5.083	4.949	10.06	.9863	5.039
Errors	LC Pass	LC Pass	LC Pass	LC Pass	LC Pass	LC Pass	LC Pass
High	1.100	11.00	5.500	5.500	11.00	1.100	5.500
Low	.9000	9.000	4.500	4.500	9.000	.9000	4.500

Elem	Ca3179	Cd2265	Co2286	Cr2677	Cu3247	Fe2714	K_7664
Units	ppm	ppm	ppm	ppm	ppm	ppm	ppm
Avge	19.81	.9958	5.040	1.979	2.051	10.18	18.52
SDev	.06	.0019	.000	.004	.001	.08	.03
%RSD	.2807	.1923	.0069	.1947	.0642	.8073	.1726
#1	19.77	.9945	5.040	1.977	2.052	10.12	18.54
#2	19.85	.9972	5.041	1.982	2.050	10.24	18.50
Errors	LC Pass	LC Pass	LC Pass	LC Pass	LC Pass	LC Pass	LC Pass
High	22.00	1.100	5.500	2.200	2.200	11.00	22.00
Low	18.00	.9000	4.500	1.800	1.800	9.000	18.00

Elem	La3988	Li6707	Mg2790	Mn2576	Mo2020	Na3302	Na5889
Units	ppm	ppm	ppm	ppm	ppm	ppm	ppm
Avge	4.901	4.720	19.84	1.019	5.056	27.56	H44.74
SDev	.002	.011	.00	.001	.002	.01	.12
%RSD	.0354	.2236	.0048	.0643	.0493	.0247	.2710
#1	4.902	4.728	19.84	1.018	5.054	27.56	H44.82
#2	4.900	4.713	19.84	1.019	5.058	27.55	H44.65
Errors	LC Pass	LC Pass	LC Pass	LC Pass	LC Pass	LC Pass	LC High
High	5.500	5.500	22.00	1.100	5.500	33.00	33.00
Low	4.500	4.500	18.00	.9000	4.500	27.00	27.00

Elem	Ni2316	P_1782	2203/1	2203/2	Pd3404	S_1820	Sb2068
Units	ppm	ppm	ppm	ppm	ppm	ppm	ppm
Avge	4.916	5.089	4.988	5.039	1.008	1.037	.9952
SDev	.008	.020	.015	.059	.003	.032	.0014
%RSD	.1643	.3861	.2979	1.166	.3441	3.127	.1358
#1	4.911	5.103	4.978	4.998	1.005	1.060	.9962
#2	4.922	5.076	4.999	5.081	1.010	1.014	.9943
Errors	LC Pass	LC Pass	NOCHECK	NOCHECK	LC Pass	LC Pass	LC Pass
High	5.500	5.500			1.100	1.100	1.100
Low	4.500	4.500			.9000	.9000	.9000

Elem	Sc3613	1960/1	1960/2	Si2881	Pb220	Se196	Sn1899

011047

Units	%R	ppm	ppm	ppm	ppm	ppm	ppm
Avge	98.28	5.054	5.131	5.060	5.022	5.105	4.733
SDev	3.00	.030	.078	.003	.044	.042	.005
%RSD	3.053	.5848	1.513	.0601	.8787	.8208	.1158
#1	100.4	5.074	5.076	5.058	4.991	5.076	4.737
#2	96.16	5.033	5.186	5.062	5.054	5.135	4.729
Errors	NOCHECK	NOCHECK	NOCHECK	LC Pass	LC Pass	LC Pass	LC Pass
High				5.500	5.500	5.500	5.500
Low				4.500	4.500	4.500	4.500

Elem	Sr4215	Th2837	Ti3349	Tl1908	U_4090	V_2924	W_2079
Units	ppm	ppm	ppm	ppm	ppm	ppm	ppm
Avge	4.945	.9960	4.842	5.285	.9547	5.000	1.045
SDev	.014	.0006	.002	.004	.0227	.002	.005
%RSD	.2764	.0577	.0427	.0663	2.380	.0391	.4353
#1	4.936	.9964	4.840	5.282	.9708	4.998	1.042
#2	4.955	.9956	4.843	5.287	.9387	5.001	1.049
Errors	LC Pass	LC Pass	LC Pass	LC Pass	LC Pass	LC Pass	LC Pass
High	5.500	1.100	5.500	5.500	1.100	5.500	1.100
Low	4.500	.9000	4.500	4.500	.9000	4.500	.9000

Elem	Y_3710	Zn2062	Zr3496
Units	ppm	ppm	ppm
Avge	4.974	1.011	4.857
SDev	.002	.002	.005
%RSD	.0321	.1678	.1133
#1	4.975	1.009	4.861
#2	4.973	1.012	4.853
Errors	LC Pass	LC Pass	LC Pass
High	5.500	1.100	5.500
Low	4.500	.9000	4.500

011048

IntStd	1	2	3	4	5	6	7
Mode	*Counts	Time	NOTUSED	NOTUSED	NOTUSED	NOTUSED	NOTUSED
Elem	Sc	--	--	--	--	--	--
Wavlen	361.384	--	--	--	--	--	--
Avge	845420	10000	--	--	--	--	--
SDev	25804.45	.0000000	--	--	--	--	--
%RSD	3.052265	.0000000	--	--	--	--	--
#1	863666	10000	--	--	--	--	--
#2	827173	10000	--	--	--	--	--

Analysis Report 07/03/07 06:39:03 PM page 1

Method: DAILY2 Sample Name: CCB2 Operator: 011049
Run Time: 07/03/07 18:34:30
Comment:
Mode: CONC Corr. Factor: 1

Elem	Ag3280	Al3082	As1890	B_2496	Ba4934	Be3130	Bi2230
Units	ppm	ppm	ppm	ppm	ppm	ppm	ppm
Avge	-.0001	.0156	.0016	.0105	.0001	.0002	.0078
SDev	.0003	.0063	.0006	.0032	.0001	.0000	.0029
%RSD	220.5	40.21	39.51	30.03	117.3	.4468	36.93
#1	-.0003	.0112	.0012	.0127	.0002	.0002	.0058
#2	.0001	.0200	.0021	.0083	.0000	.0002	.0099
Errors	LC Pass	LC Pass	LC Pass	LC Pass	LC Pass	LC Pass	LC Pass
High	.0050	.0500	.0050	.0500	.0050	.0050	.0100
Low	-.0050	-.0500	-.0050	-.0500	-.0050	-.0050	-.0100

Elem	Ca3179	Cd2265	Co2286	Cr2677	Cu3247	Fe2714	K_7664
Units	ppm	ppm	ppm	ppm	ppm	ppm	ppm
Avge	.0015	.0001	-.0002	.0001	.0002	-.0127	.0144
SDev	.0002	.0001	.0001	.0002	.0004	.0044	.0087
%RSD	11.02	134.4	23.67	131.1	178.3	34.81	60.24
#1	.0016	.0000	-.0002	.0000	.0005	-.0096	.0205
#2	.0014	.0001	-.0003	.0003	-.0001	-.0159	.0083
Errors	LC Pass	LC Pass	LC Pass	LC Pass	LC Pass	LC Pass	LC Pass
High	.0500	.0050	.0050	.0050	.0050	.0500	.1000
Low	-.0500	-.0050	-.0050	-.0050	-.0050	-.0500	-.1000

Elem	La3988	Li6707	Mg2790	Mn2576	Mo2020	Na3302	Na5889
Units	ppm	ppm	ppm	ppm	ppm	ppm	ppm
Avge	-.0002	.0000	.0001	.0000	.0012	H.0832	-.0186
SDev	.0005	.0000	.0039	.0001	.0016	.1525	.0029
%RSD	197.8	25.63	5359.	166.2	139.7	183.2	15.37
#1	-.0005	.0000	-.0027	.0001	.0023	H.1910	-.0206
#2	.0001	.0000	.0029	-.0000	.0000	-.0246	-.0166
Errors	LC Pass	LC Pass	LC Pass	LC Pass	LC Pass	LC High	LC Pass
High	.0050	.0050	.0500	.0050	.0050	.0500	.0500
Low	-.0050	-.0050	-.0500	-.0050	-.0050	-.0500	-.0500

Elem	Ni2316	P_1782	2203/1	2203/2	Pd3404	S_1820	Sb2068
Units	ppm	ppm	ppm	ppm	ppm	ppm	ppm
Avge	-.0007	H.0175	-.0002	-.0019	.0021	.0115	-.0005
SDev	.0000	.0000	.0018	.0013	.0008	.0027	.0067
%RSD	.2485	.0207	751.1	67.39	39.14	23.66	1255.
#1	-.0007	H.0175	-.0015	-.0010	.0027	.0095	.0042
#2	-.0007	H.0175	.0011	-.0028	.0015	.0134	-.0053
Errors	LC Pass	LC High	NOCHECK	NOCHECK	LC Pass	LC Pass	LC Pass
High	.0050	.0100			.0050	.0200	.0100
Low	-.0050	-.0100			-.0050	-.0200	-.0100

Elem	Sc3613	1960/1	1960/2	Si2881	Pb220	Se196	Sn1899

011050

Units	%R	ppm	ppm	ppm	ppm	ppm	ppm
Avge	96.77	.0039	-.0010	-.0032	-.0013	.0007	.0023
SDev	.43	.0013	.0024	.0007	.0002	.0012	.0018
%RSD	.4470	32.18	250.0	22.32	18.37	177.5	77.62
#1	96.46	.0030	.0007	-.0027	-.0012	.0015	.0036
#2	97.07	.0048	-.0027	-.0037	-.0015	-.0002	.0010
Errors	NOCHECK	NOCHECK	NOCHECK	LC Pass	LC Pass	LC Pass	LC Pass
High				.0100	.0050	.0050	.0050
Low				-.0100	-.0050	-.0050	-.0050

Elem	Sr4215	Th2837	Ti3349	Tl1908	U_4090	V_2924	W_2079
Units	ppm	ppm	ppm	ppm	ppm	ppm	ppm
Avge	.0000	.0027	.0001	-.0058	-.0103	.0000	.0038
SDev	.0000	.0046	.0003	.0014	.0257	.0010	.0004
%RSD	129.5	172.7	451.7	24.63	248.2	4667.	11.36
#1	.0000	.0060	.0003	-.0048	-.0285	.0008	.0041
#2	.0000	-.0006	-.0001	-.0068	.0078	-.0007	.0035
Errors	LC Pass	LC Pass	LC Pass	LC Pass	LC Pass	LC Pass	LC Pass
High	.0050	.0100	.0050	.0100	.1000	.0050	.0100
Low	-.0050	-.0100	-.0050	-.0100	-.1000	-.0050	-.0100

Elem	Y_3710	Zn2062	Zr3496
Units	ppm	ppm	ppm
Avge	.0001	.0000	.0008
SDev	.0002	.0002	.0006
%RSD	337.4	658.7	77.21
#1	.0002	-.0001	.0012
#2	-.0001	.0002	.0004
Errors	LC Pass	LC Pass	LC Pass
High	.0050	.0050	.0050
Low	-.0050	-.0050	-.0050

011051

IntStd	1	2	3	4	5	6	7
Mode	*Counts	Time	NOTUSED	NOTUSED	NOTUSED	NOTUSED	NOTUSED
Elem	Sc	--	--	--	--	--	--
Wavlen	361.384	--	--	--	--	--	--
Avge	832484	10000	--	--	--	--	--
SDev	3745.545	.0000000	--	--	--	--	--
%RSD	.4499236	.0000000	--	--	--	--	--
#1	829836	10000	--	--	--	--	--
#2	835133	10000	--	--	--	--	--

Analysis Report 07/03/07 06:43:49 PM page 1

Method: DAILY2 Sample Name: 297132I DF100 Operator: 011052
Run Time: 07/03/07 18:39:15
Comment:
Mode: CONC Corr. Factor: 1

Elem	Ag3280	Al3082	As1890	B_2496	Ba4934	Be3130	Bi2230
Units	ppm	ppm	ppm	ppm	ppm	ppm	ppm
Avge	.0004	1.153	.0018	.0054	.0148	.0001	.0107
SDev	.0008	.000	.0027	.0011	.0001	.0000	.0004
%RSD	225.1	.0096	147.7	21.23	.6243	6.380	3.814
#1	-.0002	1.153	-.0001	.0046	.0147	.0001	.0105
#2	.0010	1.153	.0037	.0062	.0149	.0001	.0110

Elem	Ca3179	Cd2265	Co2286	Cr2677	Cu3247	Fe2714	K_7664
Units	ppm	ppm	ppm	ppm	ppm	ppm	ppm
Avge	.8773	.0001	-.0006	.0200	.0035	.6123	.2424
SDev	.0027	.0003	.0001	.0016	.0009	.0154	.0127
%RSD	.3078	222.8	9.538	8.092	25.49	2.521	5.241
#1	.8754	-.0001	-.0006	.0188	.0029	.6014	.2334
#2	.8792	.0003	-.0005	.0211	.0042	.6233	.2514

Elem	La3988	Li6707	Mg2790	Mn2576	Mo2020	Na3302	Na5889
Units	ppm	ppm	ppm	ppm	ppm	ppm	ppm
Avge	.0011	.0005	.2370	.0136	.0009	.0943	.2828
SDev	.0001	.0000	.0046	.0001	.0008	.1384	.0064
%RSD	4.294	8.495	1.939	.8785	90.17	146.7	2.252
#1	.0011	.0005	.2337	.0135	.0003	-.0035	.2783
#2	.0012	.0006	.2402	.0137	.0015	.1921	.2873

Elem	Ni2316	P_1782	2203/1	2203/2	Pd3404	S_1820	Sb2068
Units	ppm	ppm	ppm	ppm	ppm	ppm	ppm
Avge	.0083	.0364	-.0014	.0009	-.0007	.0258	.0034
SDev	.0008	.0057	.0000	.0012	.0031	.0019	.0027
%RSD	9.172	15.57	.1120	135.0	447.1	7.339	79.38
#1	.0078	.0324	-.0014	.0000	-.0029	.0271	.0015
#2	.0088	.0404	-.0014	.0017	.0015	.0245	.0053

Elem	Sc3613	1960/1	1960/2	Si2881	Pb220	Se196	Sn1899
Units	%R	ppm	ppm	ppm	ppm	ppm	ppm
Avge	99.04	.0023	-.0025	-.0009	.0001	-.0009	.0028
SDev	.02	.0001	.0056	.0004	.0008	.0037	.0016
%RSD	.0164	4.094	224.3	39.15	652.8	414.7	56.46
#1	99.03	.0022	.0015	-.0012	-.0004	.0017	.0017
#2	99.05	.0023	-.0064	-.0007	.0007	-.0035	.0039

Elem	Sr4215	Th2837	Ti3349	Tl1908	U_4090	V_2924	W_2079
Units	ppm	ppm	ppm	ppm	ppm	ppm	ppm
Avge	.0080	.0016	.0667	-.0020	.0093	.0025	.0084
SDev	.0000	.0039	.0000	.0013	.0115	.0007	.0007
%RSD	.0292	246.6	.0044	66.58	123.7	29.98	7.783
#1	.0080	-.0012	.0667	-.0029	.0012	.0020	.0089
#2	.0080	.0044	.0667	-.0011	.0173	.0030	.0080

011053

Elem	Y_3710	Zn2062	Zr3496
Units	ppm	ppm	ppm
Avge	.0004	.0037	.0018
SDev	.0001	.0001	.0011
%RSD	17.40	3.496	64.87
#1	.0004	.0038	.0010
#2	.0005	.0037	.0026

IntStd	1	2	3	4	5	6	7
Mode	*Counts	Time	NOTUSED	NOTUSED	NOTUSED	NOTUSED	NOTUSED
Elem	Sc	--	--	--	--	--	--
Wavlen	361.384	--	--	--	--	--	--
Avge	852038	10000	--	--	--	--	--
SDev	218.4960	.0000000	--	--	--	--	--
%RSD	.0256439	.0000000	--	--	--	--	--
#1	851884	10000	--	--	--	--	--
#2	852193	10000	--	--	--	--	--

Analysis Report 07/03/07 06:48:34 PM page 1

Method: DAILY2 Sample Name: 297133I DF100 Operator:
Run Time: 07/03/07 18:44:00
Comment:
Mode: CONC Corr. Factor: 1

011054

Elem	Ag3280	Al3082	As1890	B_2496	Ba4934	Be3130	Bi2230
Units	ppm	ppm	ppm	ppm	ppm	ppm	ppm
Avge	.0004	1.144	-.0015	.0033	.0150	.0002	-.0012
SDev	.0001	.002	.0035	.0008	.0002	.0000	.0051
%RSD	28.49	.1429	236.0	25.27	1.148	5.188	419.8
#1	.0004	1.145	.0010	.0027	.0149	.0002	.0024
#2	.0003	1.143	-.0040	.0039	.0151	.0002	-.0049

Elem	Ca3179	Cd2265	Co2286	Cr2677	Cu3247	Fe2714	K_7664
Units	ppm	ppm	ppm	ppm	ppm	ppm	ppm
Avge	.8195	.0002	.0007	.0366	.0040	.6290	.2386
SDev	.0012	.0003	.0010	.0019	.0009	.0059	.0219
%RSD	.1506	120.9	152.8	5.153	23.12	.9424	9.190
#1	.8203	.0004	.0014	.0352	.0033	.6332	.2541
#2	.8186	.0000	-.0001	.0379	.0046	.6248	.2231

Elem	La3988	Li6707	Mg2790	Mn2576	Mo2020	Na3302	Na5889
Units	ppm	ppm	ppm	ppm	ppm	ppm	ppm
Avge	.0006	.0004	.2056	.0141	.0009	-.0516	.3198
SDev	.0007	.0000	.0011	.0001	.0010	.0626	.0026
%RSD	127.9	8.370	.5570	.7874	109.6	121.3	.7998
#1	.0011	.0004	.2064	.0140	.0002	-.0958	.3216
#2	.0001	.0004	.2048	.0142	.0017	-.0073	.3180

Elem	Ni2316	P_1782	2203/1	2203/2	Pd3404	S_1820	Sb2068
Units	ppm	ppm	ppm	ppm	ppm	ppm	ppm
Avge	.0164	.0140	-.0015	.0012	-.0018	.0182	.0000
SDev	.0004	.0098	.0009	.0003	.0019	.0057	.0024
%RSD	2.585	70.22	57.10	26.85	105.7	31.35	24370.
#1	.0161	.0209	-.0021	.0015	-.0005	.0141	-.0017
#2	.0167	.0070	-.0009	.0010	-.0032	.0222	.0017

Elem	Sc3613	1960/1	1960/2	Si2881	Pb220	Se196	Sn1899
Units	%R	ppm	ppm	ppm	ppm	ppm	ppm
Avge	98.44	.0042	-.0021	-.0023	.0003	-.0000	.0015
SDev	.05	.0048	.0011	.0007	.0001	.0024	.0000
%RSD	.0482	116.0	53.92	28.87	19.53	89240.	.0146
#1	98.47	.0076	-.0013	-.0018	.0003	.0017	.0015
#2	98.41	.0007	-.0029	-.0028	.0004	-.0017	.0015

Elem	Sr4215	Th2837	Ti3349	Tl1908	U_4090	V_2924	W_2079
Units	ppm	ppm	ppm	ppm	ppm	ppm	ppm
Avge	.0080	.0038	.0655	-.0056	-.0020	.0017	.0075
SDev	.0000	.0016	.0006	.0020	.0048	.0013	.0026
%RSD	.0928	40.89	.8379	35.74	238.5	76.20	34.79
#1	.0080	.0027	.0659	-.0070	-.0054	.0008	.0093
#2	.0080	.0049	.0651	-.0042	.0014	.0026	.0056

011055

Elem	Y_3710	Zn2062	Zr3496
Units	ppm	ppm	ppm
Avge	.0005	.0032	.0025
SDev	.0001	.0003	.0010
%RSD	24.70	7.974	39.09
#1	.0004	.0034	.0018
#2	.0006	.0031	.0032

IntStd	1	2	3	4	5	6	7
Mode	*Counts	Time	NOTUSED	NOTUSED	NOTUSED	NOTUSED	NOTUSED
Elem	Sc	--	--	--	--	--	--
Wavlen	361.384	--	--	--	--	--	--
Avge	846873	10000	--	--	--	--	--
SDev	493.5605	.0000000	--	--	--	--	--
%RSD	.0582804	.0000000	--	--	--	--	--
#1	847222	10000	--	--	--	--	--
#2	846524	10000	--	--	--	--	--

Analysis Report 07/03/07 06:53:19 PM page 1

Method: DAILY2 Sample Name: 297134I DF100 Operator: 011056
Run Time: 07/03/07 18:48:45
Comment:
Mode: CONC Corr. Factor: 1

Elem	Ag3280	Al3082	As1890	B_2496	Ba4934	Be3130	Bi2230
Units	ppm	ppm	ppm	ppm	ppm	ppm	ppm
Avge	-.0003	1.075	-.0028	.0008	.0158	.0001	-.0008
SDev	.0005	.002	.0028	.0015	.0001	.0000	.0026
%RSD	188.1	.1993	100.00	190.3	.8995	27.69	316.8
#1	.0001	1.073	-.0048	-.0003	.0157	.0001	.0010
#2	-.0006	1.076	-.0008	.0018	.0159	.0001	-.0027

Elem	Ca3179	Cd2265	Co2286	Cr2677	Cu3247	Fe2714	K_7664
Units	ppm	ppm	ppm	ppm	ppm	ppm	ppm
Avge	.8717	.0001	-.0002	.0184	.0019	.5076	.2120
SDev	.0002	.0003	.0007	.0003	.0008	.0006	.0178
%RSD	.0205	188.2	394.1	1.801	40.97	.1202	8.408
#1	.8718	.0003	.0003	.0181	.0013	.5080	.2246
#2	.8716	-.0000	-.0007	.0186	.0024	.5072	.1994

Elem	La3988	Li6707	Mg2790	Mn2576	Mo2020	Na3302	Na5889
Units	ppm	ppm	ppm	ppm	ppm	ppm	ppm
Avge	-.0002	.0003	.1789	.0125	.0001	-.1833	.3193
SDev	.0008	.0001	.0022	.0001	.0005	.0069	.0002
%RSD	366.9	23.63	1.250	.3805	768.6	3.740	.0569
#1	.0003	.0003	.1773	.0124	-.0003	-.1784	.3194
#2	-.0007	.0002	.1805	.0125	.0004	-.1881	.3191

Elem	Ni2316	P_1782	2203/1	2203/2	Pd3404	S_1820	Sb2068
Units	ppm	ppm	ppm	ppm	ppm	ppm	ppm
Avge	.0069	.0255	-.0042	.0008	-.0070	.0240	.0010
SDev	.0013	.0080	.0054	.0017	.0015	.0095	.0016
%RSD	18.84	31.45	128.3	220.6	21.50	39.50	157.3
#1	.0060	.0312	-.0004	-.0004	-.0059	.0173	.0022
#2	.0078	.0198	-.0081	.0019	-.0081	.0307	-.0001

Elem	Sc3613	1960/1	1960/2	Si2881	Pb220	Se196	Sn1899
Units	%R	ppm	ppm	ppm	ppm	ppm	ppm
Avge	100.5	.0029	-.0019	-.0054	-.0009	-.0003	.0013
SDev	.7	.0013	.0024	.0014	.0007	.0020	.0015
%RSD	.7275	42.96	128.2	26.36	77.76	763.2	122.9
#1	99.95	.0021	-.0036	-.0064	-.0004	-.0017	.0002
#2	101.0	.0038	-.0002	-.0044	-.0014	.0012	.0024

Elem	Sr4215	Th2837	Ti3349	Tl1908	U_4090	V_2924	W_2079
Units	ppm	ppm	ppm	ppm	ppm	ppm	ppm
Avge	.0088	.0025	.0615	-.0079	-.0254	.0013	.0074
SDev	.0001	.0043	.0001	.0020	.0388	.0006	.0024
%RSD	.6475	169.2	.1630	25.55	153.1	45.66	32.82
#1	.0088	-.0005	.0615	-.0064	.0021	.0009	.0057
#2	.0087	.0055	.0614	-.0093	-.0528	.0017	.0091

011057

Elem	Y_3710	Zn2062	Zr3496
Units	ppm	ppm	ppm
Avge	.0003	.0030	.0017
SDev	.0001	.0000	.0009
%RSD	26.21	.7324	53.37
#1	.0003	.0030	.0010
#2	.0004	.0030	.0023

IntStd	1	2	3	4	5	6	7
Mode	*Counts	Time	NOTUSED	NOTUSED	NOTUSED	NOTUSED	NOTUSED
Elem	Sc	--	--	--	--	--	--
Wavlen	361.384	--	--	--	--	--	--
Avge	864306	10000	--	--	--	--	--
SDev	6264.259	.0000000	--	--	--	--	--
%RSD	.7247729	.0000000	--	--	--	--	--
#1	859877	10000	--	--	--	--	--
#2	868736	10000	--	--	--	--	--

Analysis Report 07/03/07 06:58:05 PM page 1

Method: DAILY2 Sample Name: 297135I DF100 Operator:
Run Time: 07/03/07 18:53:31
Comment:
Mode: CONC Corr. Factor: 1

011058

Elem	Ag3280	Al3082	As1890	B_2496	Ba4934	Be3130	Bi2230
Units	ppm	ppm	ppm	ppm	ppm	ppm	ppm
Avge	-.0002	1.100	.0018	-.0011	.0161	.0001	-.0004
SDev	.0009	.006	.0015	.0001	.0001	.0000	.0024
%RSD	515.5	.5527	83.09	12.05	.6445	27.72	582.3
#1	-.0008	1.096	.0029	-.0012	.0160	.0001	-.0021
#2	.0004	1.104	.0008	-.0010	.0162	.0001	.0013

Elem	Ca3179	Cd2265	Co2286	Cr2677	Cu3247	Fe2714	K_7664
Units	ppm	ppm	ppm	ppm	ppm	ppm	ppm
Avge	1.162	-.0000	.0008	.0102	.0026	.5686	.2138
SDev	.003	.0001	.0001	.0001	.0005	.0011	.0075
%RSD	.3002	210.1	5.598	1.143	18.24	.1995	3.499
#1	1.165	.0000	.0008	.0103	.0023	.5678	.2190
#2	1.160	-.0001	.0008	.0102	.0030	.5694	.2085

Elem	La3988	Li6707	Mg2790	Mn2576	Mo2020	Na3302	Na5889
Units	ppm	ppm	ppm	ppm	ppm	ppm	ppm
Avge	.0001	.0004	.2434	.0137	.0009	-.1892	.2859
SDev	.0007	.0000	.0010	.0000	.0000	.1566	.0043
%RSD	742.5	.9584	.4198	.2186	4.263	82.73	1.509
#1	-.0004	.0004	.2427	.0138	.0009	-.0785	.2829
#2	.0006	.0004	.2441	.0137	.0010	-.3000	.2890

Elem	Ni2316	P_1782	2203/1	2203/2	Pd3404	S_1820	Sb2068
Units	ppm	ppm	ppm	ppm	ppm	ppm	ppm
Avge	.0030	.0282	-.0022	.0020	-.0064	.0272	.0037
SDev	.0009	.0007	.0023	.0009	.0029	.0032	.0010
%RSD	30.98	2.536	102.8	42.47	45.74	11.95	26.06
#1	.0024	.0277	-.0039	.0014	-.0044	.0249	.0030
#2	.0037	.0287	-.0006	.0026	-.0085	.0295	.0043

Elem	Sc3613	1960/1	1960/2	Si2881	Pb220	Se196	Sn1899
Units	%R	ppm	ppm	ppm	ppm	ppm	ppm
Avge	101.6	.0051	-.0005	-.0060	.0006	.0013	.0015
SDev	.9	.0013	.0003	.0038	.0013	.0006	.0016
%RSD	.8524	25.39	51.79	64.35	221.5	45.35	103.1
#1	101.0	.0042	-.0007	-.0087	-.0003	.0009	.0027
#2	102.2	.0060	-.0003	-.0032	.0016	.0018	.0004

Elem	Sr4215	Th2837	Ti3349	Tl1908	U_4090	V_2924	W_2079
Units	ppm	ppm	ppm	ppm	ppm	ppm	ppm
Avge	.0093	-.0009	.0646	-.0089	-.0183	.0012	.0053
SDev	.0001	.0008	.0009	.0015	.0220	.0011	.0007
%RSD	.5567	99.12	1.436	16.93	120.1	92.76	13.71
#1	.0092	-.0003	.0653	-.0100	-.0339	.0004	.0058
#2	.0093	-.0015	.0640	-.0079	-.0028	.0020	.0048

011059

Elem	Y_3710	Zn2062	Zr3496
Units	ppm	ppm	ppm
Avge	.0004	.0063	.0012
SDev	.0001	.0001	.0004
%RSD	36.04	1.160	35.76
#1	.0003	.0063	.0009
#2	.0004	.0064	.0015

IntStd	1	2	3	4	5	6	7
Mode	*Counts	Time	NOTUSED	NOTUSED	NOTUSED	NOTUSED	NOTUSED
Elem	Sc	--	--	--	--	--	--
Wavlen	361.384	--	--	--	--	--	--
Avge	874212	10000	--	--	--	--	--
SDev	7424.621	.0000000	--	--	--	--	--
%RSD	.8492930	.0000000	--	--	--	--	--
#1	868962	10000	--	--	--	--	--
#2	879462	10000	--	--	--	--	--

Method: DAILY2 Sample Name: 297136I DF100 Operator: 011060
Run Time: 07/03/07 18:58:16
Comment:
Mode: CONC Corr. Factor: 1

Elem	Ag3280	Al3082	As1890	B_2496	Ba4934	Be3130	Bi2230
Units	ppm	ppm	ppm	ppm	ppm	ppm	ppm
Avge	-.0002	1.088	.0000	-.0011	.0155	.0002	-.0010
SDev	.0009	.006	.0018	.0001	.0001	.0001	.0006
%RSD	410.8	.5881	4811.	5.259	.6476	31.30	59.27
#1	.0004	1.092	.0013	-.0011	.0156	.0002	-.0006
#2	-.0008	1.083	-.0013	-.0012	.0154	.0001	-.0015

Elem	Ca3179	Cd2265	Co2286	Cr2677	Cu3247	Fe2714	K_7664
Units	ppm	ppm	ppm	ppm	ppm	ppm	ppm
Avge	1.177	.0002	-.0003	.0082	.0007	.4513	.2436
SDev	.000	.0002	.0006	.0015	.0011	.0196	.0226
%RSD	.0381	101.2	249.3	18.54	148.4	4.332	9.273
#1	1.176	.0004	.0002	.0093	.0015	.4651	.2596
#2	1.177	.0001	-.0007	.0071	-.0000	.4375	.2276

Elem	La3988	Li6707	Mg2790	Mn2576	Mo2020	Na3302	Na5889
Units	ppm	ppm	ppm	ppm	ppm	ppm	ppm
Avge	.0002	.0005	.1871	.0106	.0001	.1077	.3472
SDev	.0009	.0001	.0066	.0000	.0001	.1420	.0010
%RSD	434.8	16.39	3.546	.2462	113.1	131.9	.2796
#1	.0008	.0005	.1918	.0106	.0000	.2081	.3465
#2	-.0004	.0004	.1825	.0106	.0002	.0073	.3479

Elem	Ni2316	P_1782	2203/1	2203/2	Pd3404	S_1820	Sb2068
Units	ppm	ppm	ppm	ppm	ppm	ppm	ppm
Avge	.0034	.0205	-.0045	.0031	-.0006	.0222	-.0051
SDev	.0026	.0122	.0005	.0014	.0051	.0014	.0025
%RSD	76.00	59.49	11.07	44.87	865.6	6.216	47.83
#1	.0052	.0291	-.0049	.0021	.0030	.0212	-.0034
#2	.0016	.0119	-.0042	.0041	-.0042	.0232	-.0069

Elem	Sc3613	1960/1	1960/2	Si2881	Pb220	Se196	Sn1899
Units	%R	ppm	ppm	ppm	ppm	ppm	ppm
Avge	98.81	.0045	-.0001	-.0025	.0006	.0014	.0032
SDev	1.61	.0051	.0009	.0021	.0011	.0011	.0029
%RSD	1.632	114.4	1185.	81.52	184.9	77.54	92.83
#1	97.67	.0081	-.0007	-.0011	-.0002	.0022	.0011
#2	99.95	.0009	.0005	-.0040	.0014	.0007	.0053

Elem	Sr4215	Th2837	Ti3349	Tl1908	U_4090	V_2924	W_2079
Units	ppm	ppm	ppm	ppm	ppm	ppm	ppm
Avge	.0135	-.0017	.0579	-.0075	-.0318	.0003	.0020
SDev	.0000	.0035	.0003	.0012	.0368	.0012	.0008
%RSD	.1890	206.7	.5171	15.60	115.9	362.5	39.61
#1	.0136	.0008	.0581	-.0083	-.0057	.0012	.0026
#2	.0135	-.0041	.0577	-.0066	-.0578	-.0005	.0014

011061

Elem	Y_3710	Zn2062	Zr3496
Units	ppm	ppm	ppm
Avge	.0004	.0031	.0008
SDev	.0001	.0000	.0016
%RSD	34.65	1.223	204.5
#1	.0003	.0031	.0019
#2	.0005	.0031	-.0003

IntStd	1	2	3	4	5	6	7
Mode	*Counts	Time	NOTUSED	NOTUSED	NOTUSED	NOTUSED	NOTUSED
Elem	Sc	--	--	--	--	--	--
Wavlen	361.384	--	--	--	--	--	--
Avge	850040	10000	--	--	--	--	--
SDev	13882.63	.0000000	--	--	--	--	--
%RSD	1.633172	.0000000	--	--	--	--	--
#1	840224	10000	--	--	--	--	--
#2	859857	10000	--	--	--	--	--

Method: DAILY2 Sample Name: 297137I DF100 Operator:
Run Time: 07/03/07 19:03:03
Comment:
Mode: CONC Corr. Factor: 1

011062

Elem	Ag3280	Al3082	As1890	B_2496	Ba4934	Be3130	Bi2230
Units	ppm	ppm	ppm	ppm	ppm	ppm	ppm
Avge	-.0004	1.255	.0045	-.0004	.0045	.0001	-.0005
SDev	.0002	.006	.0011	.0011	.0000	.0000	.0018
%RSD	40.54	.4490	24.66	264.0	.5723	15.49	387.0
#1	-.0005	1.251	.0037	-.0012	.0045	.0001	.0008
#2	-.0003	1.259	.0053	.0004	.0045	.0002	-.0018

Elem	Ca3179	Cd2265	Co2286	Cr2677	Cu3247	Fe2714	K_7664
Units	ppm	ppm	ppm	ppm	ppm	ppm	ppm
Avge	.1934	-.0000	-.0008	.0020	.0005	.2129	.3993
SDev	.0013	.0000	.0002	.0001	.0000	.0014	.0220
%RSD	.6542	95.26	19.52	5.210	3.363	.6513	5.516
#1	.1943	-.0001	-.0009	.0019	.0005	.2119	.3837
#2	.1925	-.0000	-.0007	.0021	.0005	.2139	.4148

Elem	La3988	Li6707	Mg2790	Mn2576	Mo2020	Na3302	Na5889
Units	ppm	ppm	ppm	ppm	ppm	ppm	ppm
Avge	-.0003	.0005	.0664	.0097	-.0009	-.2461	.4309
SDev	.0008	.0000	.0008	.0001	.0006	.2460	.0049
%RSD	306.2	8.456	1.253	.6362	76.01	99.96	1.140
#1	-.0008	.0005	.0659	.0096	-.0013	-.4201	.4274
#2	.0003	.0005	.0670	.0097	-.0004	-.0722	.4344

Elem	Ni2316	P_1782	2203/1	2203/2	Pd3404	S_1820	Sb2068
Units	ppm	ppm	ppm	ppm	ppm	ppm	ppm
Avge	-.0000	-.0066	-.0056	.0011	-.0078	.0099	-.0019
SDev	.0005	.0088	.0018	.0015	.0033	.0013	.0034
%RSD	2407.	133.3	32.03	139.1	41.85	12.76	181.6
#1	.0004	-.0004	-.0068	.0000	-.0101	.0090	.0005
#2	-.0004	-.0129	-.0043	.0022	-.0055	.0108	-.0043

Elem	Sc3613	1960/1	1960/2	Si2881	Pb220	Se196	Sn1899
Units	%R	ppm	ppm	ppm	ppm	ppm	ppm
Avge	101.2	-.0024	-.0001	-.0062	-.0011	-.0008	.0005
SDev	.3	.0058	.0044	.0022	.0016	.0049	.0014
%RSD	.2604	244.9	5367.	36.34	144.4	585.5	263.7
#1	101.4	.0017	.0031	-.0078	-.0023	.0026	.0015
#2	101.0	-.0065	-.0032	-.0046	.0000	-.0043	-.0005

Elem	Sr4215	Th2837	Ti3349	Tl1908	U_4090	V_2924	W_2079
Units	ppm	ppm	ppm	ppm	ppm	ppm	ppm
Avge	.0030	.0004	.0238	-.0066	-.0313	.0003	.0017
SDev	.0000	.0011	.0000	.0028	.0338	.0004	.0004
%RSD	.9231	248.7	.1256	42.32	108.1	128.9	25.36
#1	.0030	-.0003	.0238	-.0086	-.0552	.0000	.0014
#2	.0030	.0012	.0238	-.0047	-.0074	.0006	.0020

011063

Elem	Y_3710	Zn2062	Zr3496
Units	ppm	ppm	ppm
Avge	.0005	.0016	.0013
SDev	.0000	.0001	.0003
%RSD	6.684	8.073	26.41
#1	.0005	.0015	.0010
#2	.0005	.0017	.0015

IntStd	1	2	3	4	5	6	7
Mode	*Counts	Time	NOTUSED	NOTUSED	NOTUSED	NOTUSED	NOTUSED
Elem	Sc	--	--	--	--	--	--
Wavlen	361.384	--	--	--	--	--	--
Avge	870518	10000	--	--	--	--	--
SDev	2290.319	.0000000	--	--	--	--	--
%RSD	.2630982	.0000000	--	--	--	--	--
#1	872138	10000	--	--	--	--	--
#2	868899	10000	--	--	--	--	--

Method: DAILY2 Sample Name: 297138I DF100 Operator:
Run Time: 07/03/07 19:07:49
Comment:
Mode: CONC Corr. Factor: 1

011064

Elem	Ag3280	Al3082	As1890	B_2496	Ba4934	Be3130	Bi2230
Units	ppm	ppm	ppm	ppm	ppm	ppm	ppm
Avge	-.0011	1.233	-.0004	-.0024	.0039	.0002	-.0032
SDev	.0004	.004	.0025	.0007	.0000	.0000	.0071
%RSD	37.41	.3041	650.8	30.10	1.129	5.974	224.5
#1	-.0014	1.230	-.0021	-.0019	.0039	.0002	.0019
#2	-.0008	1.236	.0014	-.0029	.0040	.0002	-.0082

Elem	Ca3179	Cd2265	Co2286	Cr2677	Cu3247	Fe2714	K_7664
Units	ppm	ppm	ppm	ppm	ppm	ppm	ppm
Avge	.2493	.0000	-.0013	.0020	.0010	.4539	.4084
SDev	.0001	.0001	.0005	.0003	.0001	.0266	.0038
%RSD	.0387	2256.	40.45	14.76	13.15	5.868	.9307
#1	.2493	.0001	-.0010	.0018	.0009	.4727	.4111
#2	.2494	-.0001	-.0017	.0023	.0011	.4351	.4057

Elem	La3988	Li6707	Mg2790	Mn2576	Mo2020	Na3302	Na5889
Units	ppm	ppm	ppm	ppm	ppm	ppm	ppm
Avge	-.0009	.0005	.0645	.0172	.0002	-.0219	.5476
SDev	.0003	.0000	.0014	.0000	.0001	.0559	.0055
%RSD	37.27	.2231	2.146	.0977	38.26	254.7	1.007
#1	-.0011	.0005	.0655	.0172	.0002	.0176	.5515
#2	-.0007	.0005	.0635	.0172	.0003	-.0615	.5437

Elem	Ni2316	P_1782	2203/1	2203/2	Pd3404	S_1820	Sb2068
Units	ppm	ppm	ppm	ppm	ppm	ppm	ppm
Avge	-.0010	.0068	-.0025	.0021	-.0060	.0229	-.0014
SDev	.0016	.0105	.0005	.0024	.0008	.0046	.0050
%RSD	154.1	155.0	21.35	115.8	14.05	20.02	357.9
#1	-.0022	.0142	-.0029	.0004	-.0054	.0261	.0021
#2	.0001	-.0007	-.0021	.0038	-.0066	.0196	-.0049

Elem	Sc3613	1960/1	1960/2	Si2881	Pb220	Se196	Sn1899
Units	%R	ppm	ppm	ppm	ppm	ppm	ppm
Avge	100.6	.0028	-.0024	-.0084	.0006	-.0006	.0000
SDev	.6	.0083	.0037	.0006	.0018	.0003	.0004
%RSD	.6142	290.8	154.3	6.585	308.4	51.70	1361.
#1	101.0	.0087	-.0050	-.0088	-.0007	-.0004	.0003
#2	100.2	-.0030	.0002	-.0080	.0019	-.0008	-.0002

Elem	Sr4215	Th2837	Ti3349	Tl1908	U_4090	V_2924	W_2079
Units	ppm	ppm	ppm	ppm	ppm	ppm	ppm
Avge	.0026	.0027	.0196	-.0070	-.0385	-.0000	.0042
SDev	.0000	.0002	.0001	.0003	.0131	.0001	.0013
%RSD	.7199	8.474	.4712	4.111	34.01	256.7	31.83
#1	.0026	.0026	.0195	-.0068	-.0478	.0000	.0032
#2	.0026	.0029	.0196	-.0072	-.0293	-.0001	.0051

011065

Elem	Y_3710	Zn2062	Zr3496
Units	ppm	ppm	ppm
Avge	.0006	.0045	.0018
SDev	.0001	.0001	.0001
%RSD	7.824	3.422	8.306
#1	.0007	.0044	.0017
#2	.0006	.0046	.0019

IntStd	1	2	3	4	5	6	7
Mode	*Counts	Time	NOTUSED	NOTUSED	NOTUSED	NOTUSED	NOTUSED
Elem	Sc	--	--	--	--	--	--
Wavlen	361.384	--	--	--	--	--	--
Avge	865600	10000	--	--	--	--	--
SDev	5336.535	.0000000	--	--	--	--	--
%RSD	.6165125	.0000000	--	--	--	--	--
#1	869374	10000	--	--	--	--	--
#2	861827	10000	--	--	--	--	--

Analysis Report 07/03/07 07:17:08 PM page 1

Method: DAILY2 Sample Name: 297139I DF100 Operator:
Run Time: 07/03/07 19:12:34
Comment:
Mode: CONC Corr. Factor: 1

011066

Elem	Ag3280	Al3082	As1890	B_2496	Ba4934	Be3130	Bi2230
Units	ppm	ppm	ppm	ppm	ppm	ppm	ppm
Avge	.0011	1.353	.0011	-.0040	.0160	.0002	.0058
SDev	.0007	.001	.0033	.0001	.0000	.0000	.0038
%RSD	64.80	.0899	292.1	2.882	.1658	12.44	64.41
#1	.0017	1.353	-.0012	-.0041	.0160	.0003	.0085
#2	.0006	1.352	.0034	-.0039	.0160	.0002	.0032

Elem	Ca3179	Cd2265	Co2286	Cr2677	Cu3247	Fe2714	K_7664
Units	ppm	ppm	ppm	ppm	ppm	ppm	ppm
Avge	.3010	.0002	.0002	.0027	.0337	.5722	.4141
SDev	.0013	.0001	.0004	.0013	.0004	.0025	.0166
%RSD	.4336	61.98	175.0	46.91	1.300	.4339	4.015
#1	.3000	.0003	.0005	.0036	.0340	.5740	.4023
#2	.3019	.0001	-.0001	.0018	.0334	.5704	.4258

Elem	La3988	Li6707	Mg2790	Mn2576	Mo2020	Na3302	Na5889
Units	ppm	ppm	ppm	ppm	ppm	ppm	ppm
Avge	.0031	.0004	.0643	.0158	.0009	.1357	.5240
SDev	.0008	.0000	.0048	.0000	.0001	.1413	.0178
%RSD	26.05	1.369	7.484	.2352	13.82	104.1	3.398
#1	.0037	.0004	.0677	.0157	.0008	.0358	.5114
#2	.0025	.0004	.0609	.0158	.0010	.2356	.5366

Elem	Ni2316	P_1782	2203/1	2203/2	Pd3404	S_1820	Sb2068
Units	ppm	ppm	ppm	ppm	ppm	ppm	ppm
Avge	-.0001	.0011	-.0001	-.0002	.0005	.0094	-.0032
SDev	.0008	.0167	.0000	.0002	.0001	.0017	.0031
%RSD	607.8	1562.	22.92	115.6	20.59	17.85	98.52
#1	-.0007	-.0108	-.0001	-.0000	.0005	.0106	-.0010
#2	.0005	.0129	-.0002	-.0003	.0004	.0082	-.0054

Elem	Sc3613	1960/1	1960/2	Si2881	Pb220	Se196	Sn1899
Units	%R	ppm	ppm	ppm	ppm	ppm	ppm
Avge	98.33	.0054	.0001	.0005	-.0001	.0019	.0007
SDev	1.61	.0015	.0033	.0024	.0001	.0017	.0029
%RSD	1.639	28.20	2311.	532.5	94.10	87.28	394.6
#1	97.19	.0065	-.0022	.0022	-.0000	.0007	.0027
#2	99.47	.0043	.0025	-.0013	-.0002	.0031	-.0013

Elem	Sr4215	Th2837	Ti3349	Tl1908	U_4090	V_2924	W_2079
Units	ppm	ppm	ppm	ppm	ppm	ppm	ppm
Avge	.0028	-.0009	.0273	-.0035	.0399	.0002	.0074
SDev	.0001	.0009	.0002	.0090	.0388	.0003	.0011
%RSD	1.924	110.4	.5689	256.5	97.24	166.2	15.43
#1	.0029	-.0015	.0274	-.0098	.0674	.0004	.0082
#2	.0028	-.0002	.0272	.0028	.0125	-.0000	.0066

011067

Elem	Y_3710	Zn2062	Zr3496
Units	ppm	ppm	ppm
Avge	.0007	.0049	.0033
SDev	.0001	.0001	.0003
%RSD	8.369	1.087	8.784
#1	.0007	.0048	.0035
#2	.0006	.0049	.0031

IntStd	1	2	3	4	5	6	7
Mode	*Counts	Time	NOTUSED	NOTUSED	NOTUSED	NOTUSED	NOTUSED
Elem	Sc	--	--	--	--	--	--
Wavlen	361.384	--	--	--	--	--	--
Avge	845968	10000	--	--	--	--	--
SDev	13807.67	.0000000	--	--	--	--	--
%RSD	1.632173	.0000000	--	--	--	--	--
#1	836205	10000	--	--	--	--	--
#2	855732	10000	--	--	--	--	--

Analysis Report 07/03/07 07:21:54 PM page 1

Method: DAILY2 Sample Name: 297140I DF100 Operator:
Run Time: 07/03/07 19:17:20
Comment:
Mode: CONC Corr. Factor: 1

011068

Elem	Ag3280	Al3082	As1890	B_2496	Ba4934	Be3130	Bi2230
Units	ppm	ppm	ppm	ppm	ppm	ppm	ppm
Avge	.0002	1.189	-.0032	-.0031	.0042	.0002	.0014
SDev	.0002	.004	.0021	.0002	.0001	.0000	.0019
%RSD	83.69	.3171	67.19	5.869	1.238	21.68	133.4
#1	.0001	1.187	-.0047	-.0030	.0042	.0002	.0001
#2	.0004	1.192	-.0017	-.0033	.0043	.0002	.0028

Elem	Ca3179	Cd2265	Co2286	Cr2677	Cu3247	Fe2714	K_7664
Units	ppm	ppm	ppm	ppm	ppm	ppm	ppm
Avge	.4714	.0002	-.0008	.0029	.0047	.6421	.4273
SDev	.0030	.0004	.0006	.0004	.0004	.0396	.0109
%RSD	.6317	192.5	66.27	12.52	7.997	6.172	2.538
#1	.4693	.0005	-.0012	.0027	.0044	.6141	.4197
#2	.4735	-.0001	-.0004	.0032	.0050	.6702	.4350

Elem	La3988	Li6707	Mg2790	Mn2576	Mo2020	Na3302	Na5889
Units	ppm	ppm	ppm	ppm	ppm	ppm	ppm
Avge	.0007	.0005	.0398	.0173	.0017	-.1159	.5056
SDev	.0006	.0001	.0031	.0001	.0004	.1584	.0116
%RSD	86.32	16.91	7.853	.8178	21.99	136.7	2.299
#1	.0003	.0004	.0376	.0172	.0019	-.2280	.5139
#2	.0012	.0005	.0420	.0174	.0014	-.0039	.4974

Elem	Ni2316	P_1782	2203/1	2203/2	Pd3404	S_1820	Sb2068
Units	ppm	ppm	ppm	ppm	ppm	ppm	ppm
Avge	.0019	-.0069	-.0046	.0016	-.0046	.0188	.0006
SDev	.0000	.0126	.0029	.0023	.0030	.0088	.0029
%RSD	1.920	184.3	63.61	142.2	65.40	47.12	497.1
#1	.0019	.0021	-.0025	-.0000	-.0067	.0250	.0026
#2	.0019	-.0158	-.0067	.0032	-.0025	.0125	-.0015

Elem	Sc3613	1960/1	1960/2	Si2881	Pb220	Se196	Sn1899
Units	%R	ppm	ppm	ppm	ppm	ppm	ppm
Avge	101.0	.0022	-.0032	-.0046	-.0005	-.0014	.0019
SDev	2.5	.0023	.0012	.0011	.0005	.0000	.0014
%RSD	2.438	101.9	37.41	25.02	120.1	2.584	71.02
#1	102.7	.0038	-.0040	-.0054	-.0008	-.0014	.0010
#2	99.21	.0006	-.0023	-.0038	-.0001	-.0013	.0029

Elem	Sr4215	Th2837	Ti3349	Tl1908	U_4090	V_2924	W_2079
Units	ppm	ppm	ppm	ppm	ppm	ppm	ppm
Avge	.0019	.0020	.0164	-.0057	.0044	.0006	.0068
SDev	.0000	.0034	.0001	.0060	.0118	.0006	.0026
%RSD	1.653	170.6	.3031	105.2	267.2	103.9	38.06
#1	.0018	-.0004	.0164	-.0015	-.0039	.0002	.0049
#2	.0019	.0044	.0165	-.0099	.0127	.0010	.0086

011069

Elem	Y_3710	Zn2062	Zr3496
Units	ppm	ppm	ppm
Avge	.0007	.0098	.0023
SDev	.0002	.0003	.0011
%RSD	23.78	3.277	48.91
#1	.0006	.0096	.0015
#2	.0008	.0101	.0030

IntStd	1	2	3	4	5	6	7
Mode	*Counts	Time	NOTUSED	NOTUSED	NOTUSED	NOTUSED	NOTUSED
Elem	Sc	--	--	--	--	--	--
Wavlen	361.384	--	--	--	--	--	--
Avge	868465	10000	--	--	--	--	--
SDev	21200.47	.0000000	--	--	--	--	--
%RSD	2.441143	.0000000	--	--	--	--	--
#1	883456	10000	--	--	--	--	--
#2	853474	10000	--	--	--	--	--

Analysis Report 07/03/07 07:26:39 PM

Method: DAILY2 Sample Name: 297141I DF100 Operator:
Run Time: 07/03/07 19:22:05
Comment:
Mode: CONC Corr. Factor: 1

011070

Elem	Ag3280	Al3082	As1890	B_2496	Ba4934	Be3130	Bi2230
Units	ppm	ppm	ppm	ppm	ppm	ppm	ppm
Avge	-.0004	1.018	-.0008	-.0015	.0164	.0002	.0002
SDev	.0001	.007	.0005	.0006	.0001	.0000	.0002
%RSD	20.71	.7102	63.32	39.98	.3258	8.715	100.8
#1	-.0004	1.012	-.0012	-.0011	.0164	.0001	.0001
#2	-.0003	1.023	-.0004	-.0019	.0165	.0002	.0004

Elem	Ca3179	Cd2265	Co2286	Cr2677	Cu3247	Fe2714	K_7664
Units	ppm	ppm	ppm	ppm	ppm	ppm	ppm
Avge	.7404	.0000	.0013	.1729	.0093	1.047	.1927
SDev	.0013	.0001	.0007	.0010	.0005	.027	.0178
%RSD	.1699	110.4	55.21	.5713	5.397	2.558	9.218
#1	.7395	.0000	.0008	.1722	.0089	1.028	.1801
#2	.7413	.0001	.0019	.1736	.0096	1.066	.2052

Elem	La3988	Li6707	Mg2790	Mn2576	Mo2020	Na3302	Na5889
Units	ppm	ppm	ppm	ppm	ppm	ppm	ppm
Avge	.0000	.0003	.1415	.0258	.0033	-.3915	.3251
SDev	.0011	.0001	.0070	.0000	.0013	.2245	.0108
%RSD	2201.	25.33	4.921	.1489	39.43	57.35	3.328
#1	-.0007	.0002	.1365	.0258	.0024	-.5503	.3174
#2	.0008	.0003	.1464	.0258	.0042	-.2327	.3327

Elem	Ni2316	P_1782	2203/1	2203/2	Pd3404	S_1820	Sb2068
Units	ppm	ppm	ppm	ppm	ppm	ppm	ppm
Avge	.0796	.0227	-.0015	.0014	-.0058	.0110	.0018
SDev	.0002	.0104	.0024	.0023	.0046	.0060	.0006
%RSD	.2724	46.11	153.9	166.8	78.42	54.12	30.91
#1	.0797	.0300	.0001	.0030	-.0091	.0152	.0014
#2	.0794	.0153	-.0032	-.0002	-.0026	.0068	.0022

Elem	Sc3613	1960/1	1960/2	Si2881	Pb220	Se196	Sn1899
Units	%R	ppm	ppm	ppm	ppm	ppm	ppm
Avge	100.3	.0024	-.0020	-.0040	.0004	-.0005	.0029
SDev	.3	.0020	.0031	.0017	.0023	.0014	.0013
%RSD	.3442	84.73	157.2	43.61	572.2	274.5	44.94
#1	100.1	.0038	-.0042	-.0052	.0020	-.0015	.0038
#2	100.6	.0010	.0002	-.0028	-.0012	.0005	.0020

Elem	Sr4215	Th2837	Ti3349	Tl1908	U_4090	V_2924	W_2079
Units	ppm	ppm	ppm	ppm	ppm	ppm	ppm
Avge	.0081	-.0002	.0510	-.0037	-.0095	.0020	.0028
SDev	.0000	.0025	.0008	.0090	.0221	.0004	.0007
%RSD	.4803	1441.	1.598	242.2	231.9	21.28	23.77
#1	.0081	.0016	.0504	-.0101	-.0252	.0023	.0023
#2	.0082	-.0020	.0516	.0027	.0061	.0017	.0032

011071

Elem	Y_3710	Zn2062	Zr3496
Units	ppm	ppm	ppm
Avge	.0003	.0032	.0016
SDev	.0001	.0002	.0003
%RSD	22.86	5.042	17.55
#1	.0003	.0031	.0014
#2	.0002	.0033	.0018

IntStd	1	2	3	4	5	6	7
Mode	*Counts	Time	NOTUSED	NOTUSED	NOTUSED	NOTUSED	NOTUSED
Elem	Sc	--	--	--	--	--	--
Wavlen	361.384	--	--	--	--	--	--
Avge	863120	10000	--	--	--	--	--
SDev	2996.012	.0000000	--	--	--	--	--
%RSD	.3471139	.0000000	--	--	--	--	--
#1	861002	10000	--	--	--	--	--
#2	865239	10000	--	--	--	--	--

Analysis Report 07/03/07 07:31:25 PM page 1

Method: DAILY2 Sample Name: CCV3 Operator:
Run Time: 07/03/07 19:26:51
Comment:
Mode: CONC Corr. Factor: 1

011072

Elem	Ag3280	Al3082	As1890	B_2496	Ba4934	Be3130	Bi2230
Units	ppm	ppm	ppm	ppm	ppm	ppm	ppm
Avge	.9899	9.721	5.120	4.948	10.06	.9791	5.067
SDev	.0000	.019	.004	.023	.03	.0015	.007
%RSD	.0017	.1995	.0855	.4679	.3158	.1508	.1331
#1	.9899	9.708	5.117	4.931	10.03	.9802	5.072
#2	.9898	9.735	5.123	4.964	10.08	.9781	5.063
Errors	LC Pass	LC Pass	LC Pass	LC Pass	LC Pass	LC Pass	LC Pass
High	1.100	11.00	5.500	5.500	11.00	1.100	5.500
Low	.9000	9.000	4.500	4.500	9.000	.9000	4.500

Elem	Ca3179	Cd2265	Co2286	Cr2677	Cu3247	Fe2714	K_7664
Units	ppm	ppm	ppm	ppm	ppm	ppm	ppm
Avge	19.74	1.001	5.074	1.979	2.054	10.23	18.56
SDev	.06	.004	.008	.001	.010	.04	.08
%RSD	.3152	.4370	.1602	.0343	.4872	.3592	.4576
#1	19.78	1.004	5.080	1.978	2.047	10.25	18.50
#2	19.69	.9976	5.069	1.979	2.061	10.20	18.62
Errors	LC Pass	LC Pass	LC Pass	LC Pass	LC Pass	LC Pass	LC Pass
High	22.00	1.100	5.500	2.200	2.200	11.00	22.00
Low	18.00	.9000	4.500	1.800	1.800	9.000	18.00

Elem	La3988	Li6707	Mg2790	Mn2576	Mo2020	Na3302	Na5889
Units	ppm	ppm	ppm	ppm	ppm	ppm	ppm
Avge	4.886	4.728	19.88	1.018	5.065	27.57	H44.82
SDev	.002	.027	.04	.002	.009	.19	.29
%RSD	.0415	.5795	.2102	.1676	.1828	.6804	.6444
#1	4.885	4.709	19.91	1.019	5.059	27.44	H44.62
#2	4.888	4.748	19.85	1.017	5.072	27.70	H45.03
Errors	LC Pass	LC Pass	LC Pass	LC Pass	LC Pass	LC Pass	LC High
High	5.500	5.500	22.00	1.100	5.500	33.00	33.00
Low	4.500	4.500	18.00	.9000	4.500	27.00	27.00

Elem	Ni2316	P_1782	2203/1	2203/2	Pd3404	S_1820	Sb2068
Units	ppm	ppm	ppm	ppm	ppm	ppm	ppm
Avge	4.977	5.119	5.016	5.115	1.009	1.031	.9983
SDev	.006	.023	.048	.029	.004	.034	.0046
%RSD	.1133	.4462	.9577	.5607	.4252	3.290	.4661
#1	4.981	5.135	5.050	5.136	1.006	1.007	.9950
#2	4.973	5.103	4.982	5.095	1.012	1.055	1.002
Errors	LC Pass	LC Pass	NOCHECK	NOCHECK	LC Pass	LC Pass	LC Pass
High	5.500	5.500			1.100	1.100	1.100
Low	4.500	4.500			.9000	.9000	.9000

Elem	Sc3613	1960/1	1960/2	Si2881	Pb220	Se196	Sn1899

011073

Units	%R	ppm	ppm	ppm	ppm	ppm	ppm
Avge	98.22	5.094	5.242	5.070	5.082	5.193	4.743
SDev	1.26	.032	.022	.001	.035	.025	.027
%RSD	1.281	.6245	.4148	.0178	.6913	.4833	.5600
#1	97.33	5.117	5.258	5.069	5.107	5.211	4.762
#2	99.11	5.072	5.227	5.070	5.057	5.175	4.724
Errors	NOCHECK	NOCHECK	NOCHECK	LC Pass	LC Pass	LC Pass	LC Pass
High				5.500	5.500	5.500	5.500
Low				4.500	4.500	4.500	4.500

Elem	Sr4215	Th2837	Ti3349	Tl1908	U_4090	V_2924	W_2079
Units	ppm	ppm	ppm	ppm	ppm	ppm	ppm
Avge	4.927	.9916	4.842	5.314	1.001	4.994	1.048
SDev	.002	.0001	.002	.010	.002	.005	.002
%RSD	.0340	.0112	.0493	.1805	.1629	.1049	.1912
#1	4.928	.9915	4.841	5.320	1.002	4.990	1.050
#2	4.926	.9917	4.844	5.307	1.0000	4.998	1.047
Errors	LC Pass	LC Pass	LC Pass	LC Pass	LC Pass	LC Pass	LC Pass
High	5.500	1.100	5.500	5.500	1.100	5.500	1.100
Low	4.500	.9000	4.500	4.500	.9000	4.500	.9000

Elem	Y_3710	Zn2062	Zr3496
Units	ppm	ppm	ppm
Avge	4.957	1.012	4.795
SDev	.002	.006	.012
%RSD	.0437	.5774	.2535
#1	4.955	1.017	4.786
#2	4.958	1.008	4.804
Errors	LC Pass	LC Pass	LC Pass
High	5.500	1.100	5.500
Low	4.500	.9000	4.500

011074

IntStd	1	2	3	4	5	6	
Mode	*Counts	Time	NOTUSED	NOTUSED	NOTUSED	NOTUSED	NOTUSED
Elem	Sc	--	--	--	--	--	--
Wavlen	361.384	--	--	--	--	--	--
Avge	844962	10000	--	--	--	--	--
SDev	10842.77	.0000000	--	--	--	--	--
%RSD	1.283226	.0000000	--	--	--	--	--
#1	837295	10000	--	--	--	--	--
#2	852629	10000	--	--	--	--	--

Analysis Report 07/03/07 07:36:11 PM page 1

Method: DAILY2 Sample Name: CCB3 Operator: 011075
Run Time: 07/03/07 19:31:37
Comment:
Mode: CONC Corr. Factor: 1

Elem	Ag3280	Al3082	As1890	B_2496	Ba4934	Be3130	Bi2230
Units	ppm	ppm	ppm	ppm	ppm	ppm	ppm
Avge	.0000	.0300	.0025	.0092	.0002	.0002	.0033
SDev	.0008	.0027	.0003	.0039	.0002	.0000	.0032
%RSD	13320.	8.976	12.84	42.55	96.79	18.32	96.17
#1	.0006	.0319	.0023	.0119	.0003	.0002	.0056
#2	-.0006	.0281	.0027	.0064	.0001	.0002	.0011
Errors	LC Pass	LC Pass	LC Pass	LC Pass	LC Pass	LC Pass	LC Pass
High	.0050	.0500	.0050	.0500	.0050	.0050	.0100
Low	-.0050	-.0500	-.0050	-.0500	-.0050	-.0050	-.0100

Elem	Ca3179	Cd2265	Co2286	Cr2677	Cu3247	Fe2714	K_7664
Units	ppm	ppm	ppm	ppm	ppm	ppm	ppm
Avge	.0004	.0002	-.0002	.0012	.0000	-.0222	-.0003
SDev	.0000	.0001	.0007	.0001	.0002	.0162	.0155
%RSD	10.53	56.10	300.2	11.52	542.0	73.07	5484.
#1	.0004	.0002	.0003	.0011	-.0001	-.0107	-.0113
#2	.0004	.0001	-.0007	.0012	.0002	-.0337	.0107
Errors	LC Pass	LC Pass	LC Pass	LC Pass	LC Pass	LC Pass	LC Pass
High	.0500	.0050	.0050	.0050	.0050	.0500	.1000
Low	-.0500	-.0050	-.0050	-.0050	-.0050	-.0500	-.1000

Elem	La3988	Li6707	Mg2790	Mn2576	Mo2020	Na3302	Na5889
Units	ppm	ppm	ppm	ppm	ppm	ppm	ppm
Avge	.0003	.0000	-.0010	.0002	.0008	L-.1397	-.0059
SDev	.0004	.0000	.0007	.0001	.0014	.3556	.0001
%RSD	164.0	72.92	70.53	31.32	168.5	254.6	.9332
#1	.0006	.0001	-.0005	.0001	.0018	L-.3911	-.0060
#2	-.0000	.0000	-.0015	.0002	-.0002	H.1117	-.0059
Errors	LC Pass	LC Pass	LC Pass	LC Pass	LC Pass	LC Low	LC Pass
High	.0050	.0050	.0500	.0050	.0050	.0500	.0500
Low	-.0050	-.0050	-.0500	-.0050	-.0050	-.0500	-.0500

Elem	Ni2316	P_1782	2203/1	2203/2	Pd3404	S_1820	Sb2068
Units	ppm	ppm	ppm	ppm	ppm	ppm	ppm
Avge	-.0016	.0074	-.0018	.0016	-.0005	.0135	.0017
SDev	.0011	.0065	.0004	.0016	.0038	.0114	.0017
%RSD	68.96	87.18	22.46	100.4	798.8	85.02	100.1
#1	-.0008	H.0120	-.0015	.0028	-.0032	.0054	.0030
#2	-.0025	.0028	-.0020	.0005	.0022	H.0215	.0005
Errors	LC Pass	LC Pass	NOCHECK	NOCHECK	LC Pass	LC Pass	LC Pass
High	.0050	.0100			.0050	.0200	.0100
Low	-.0050	-.0100			-.0050	-.0200	-.0100

Elem	Sc3613	1960/1	1960/2	Si2881	Pb220	Se196	Sn1899

011076

Units	%R	ppm	ppm	ppm	ppm	ppm	ppm
Avge	100.7	.0059	.0020	-.0059	.0005	.0033	.0014
SDev	.7	.0061	.0009	.0002	.0012	.0026	.0016
%RSD	.6874	104.3	44.33	3.245	237.7	80.09	110.8
#1	101.1	.0102	.0026	-.0060	.0014	H.0051	.0026
#2	100.2	.0015	.0014	-.0057	-.0004	.0014	.0003
Errors	NOCHECK	NOCHECK	NOCHECK	LC Pass	LC Pass	LC Pass	LC Pass
High				.0100	.0050	.0050	.0050
Low				-.0100	-.0050	-.0050	-.0050

Elem	Sr4215	Th2837	Ti3349	Tl1908	U_4090	V_2924	W_2079
Units	ppm	ppm	ppm	ppm	ppm	ppm	ppm
Avge	.0000	.0046	.0002	-.0017	.0064	.0005	.0020
SDev	.0000	.0029	.0002	.0046	.0231	.0002	.0003
%RSD	35.56	63.99	116.9	269.2	363.9	29.52	12.96
#1	.0000	.0066	.0003	.0015	.0227	.0004	.0021
#2	.0000	.0025	.0000	-.0049	-.0100	.0006	.0018
Errors	LC Pass	LC Pass	LC Pass	LC Pass	LC Pass	LC Pass	LC Pass
High	.0050	.0100	.0050	.0100	.1000	.0050	.0100
Low	-.0050	-.0100	-.0050	-.0100	-.1000	-.0050	-.0100

Elem	Y_3710	Zn2062	Zr3496
Units	ppm	ppm	ppm
Avge	.0001	.0003	.0008
SDev	.0001	.0001	.0004
%RSD	90.94	30.71	48.01
#1	.0002	.0003	.0011
#2	.0000	.0002	.0006
Errors	LC Pass	LC Pass	LC Pass
High	.0050	.0050	.0050
Low	-.0050	-.0050	-.0050

011077

IntStd	1	2	3	4	5	6	7
Mode	*Counts	Time	NOTUSED	NOTUSED	NOTUSED	NOTUSED	NOTUSED
Elem	Sc	--	--	--	--	--	--
Wavlen	361.384	--	--	--	--	--	--
Avge	865982	10000	--	--	--	--	--
SDev	5999.094	.0000000	--	--	--	--	--
%RSD	.6927504	.0000000	--	--	--	--	--
#1	870224	10000	--	--	--	--	--
#2	861740	10000	--	--	--	--	--

Analysis Report 07/03/07 07:40:56 PM page 1

Method: DAILY2 Sample Name: PBW-F29E2 DF10 Operator:
Run Time: 07/03/07 19:36:23
Comment:
Mode: CONC Corr. Factor: 1

011078

Elem	Ag3280	Al3082	As1890	B_2496	Ba4934	Be3130	Bi2230
Units	ppm	ppm	ppm	ppm	ppm	ppm	ppm
Avge	.0012	.0336	.0027	.0037	.0002	.0003	.0079
SDev	.0006	.0037	.0003	.0027	.0002	.0001	.0050
%RSD	49.85	11.09	11.75	72.70	78.21	20.98	62.84
#1	.0016	.0362	.0029	.0055	.0004	.0003	.0114
#2	.0008	.0309	.0025	.0018	.0001	.0002	.0044

Elem	Ca3179	Cd2265	Co2286	Cr2677	Cu3247	Fe2714	K_7664
Units	ppm	ppm	ppm	ppm	ppm	ppm	ppm
Avge	.0228	.0002	.0005	.0066	.0008	.0021	.0272
SDev	.0010	.0001	.0011	.0018	.0014	.0073	.0112
%RSD	4.314	38.09	224.7	27.11	178.6	349.2	41.03
#1	.0235	.0001	.0012	.0079	.0018	.0073	.0351
#2	.0222	.0002	-.0003	.0054	-.0002	-.0031	.0193

Elem	La3988	Li6707	Mg2790	Mn2576	Mo2020	Na3302	Na5889
Units	ppm	ppm	ppm	ppm	ppm	ppm	ppm
Avge	.0016	.0000	.0095	.0002	.0010	-.0390	-.0136
SDev	.0004	.0000	.0019	.0001	.0002	.1677	.0116
%RSD	27.61	112.3	19.95	54.67	25.30	429.6	85.28
#1	.0019	.0001	.0109	.0002	.0011	.0796	-.0218
#2	.0013	.0000	.0082	.0001	.0008	-.1576	-.0054

Elem	Ni2316	P_1782	2203/1	2203/2	Pd3404	S_1820	Sb2068
Units	ppm	ppm	ppm	ppm	ppm	ppm	ppm
Avge	-.0001	.0007	-.0010	-.0016	.0042	.0193	-.0083
SDev	.0020	.0023	.0030	.0044	.0013	.0021	.0107
%RSD	1420.	321.4	291.4	275.6	31.32	11.02	129.4
#1	.0013	-.0009	-.0032	.0015	.0052	.0178	-.0007
#2	-.0016	.0023	.0011	-.0047	.0033	.0208	-.0159

Elem	Sc3613	1960/1	1960/2	Si2881	Pb220	Se196	Sn1899
Units	%R	ppm	ppm	ppm	ppm	ppm	ppm
Avge	95.51	.0117	-.0038	-.0002	-.0014	.0014	.0013
SDev	2.78	.0008	.0007	.0009	.0019	.0008	.0010
%RSD	2.912	6.980	19.34	378.4	137.3	53.98	75.88
#1	93.54	.0111	-.0043	.0004	-.0000	.0009	.0020
#2	97.47	.0123	-.0032	-.0009	-.0028	.0019	.0006

Elem	Sr4215	Th2837	Ti3349	Tl1908	U_4090	V_2924	W_2079
Units	ppm	ppm	ppm	ppm	ppm	ppm	ppm
Avge	.0001	.0029	.0006	-.0038	.0355	.0004	.0014
SDev	.0000	.0056	.0004	.0067	.0097	.0008	.0012
%RSD	19.75	190.6	65.74	175.7	27.21	192.9	83.94
#1	.0001	.0069	.0008	.0009	.0287	.0009	.0006
#2	.0001	-.0010	.0003	-.0086	.0424	-.0001	.0022

011079

Elem	Y_3710	Zn2062	Zr3496
Units	ppm	ppm	ppm
Avge	.0003	.0010	.0017
SDev	.0001	.0000	.0013
%RSD	41.76	2.727	76.82
#1	.0004	.0010	.0026
#2	.0002	.0010	.0008

IntStd	1	2	3	4	5	6	7
Mode	*Counts	Time	NOTUSED	NOTUSED	NOTUSED	NOTUSED	NOTUSED
Elem	Sc	--	--	--	--	--	--
Wavlen	361.384	--	--	--	--	--	--
Avge	821649	10000	--	--	--	--	--
SDev	23970.92	.0000000	--	--	--	--	--
%RSD	2.917416	.0000000	--	--	--	--	--
#1	804699	10000	--	--	--	--	--
#2	838599	10000	--	--	--	--	--

Analysis Report 07/03/07 07:45:42 PM page 1

Method: DAILY2 Sample Name: LCSW-F29E2 DF10 Operator:
Run Time: 07/03/07 19:41:08
Comment:
Mode: CONC Corr. Factor: 1

011080

Elem	Ag3280	Al3082	As1890	B_2496	Ba4934	Be3130	Bi2230
Units	ppm	ppm	ppm	ppm	ppm	ppm	ppm
Avge	.0104	.4248	.4151	.0418	.4125	.0103	.0019
SDev	.0007	.0036	.0000	.0006	.0012	.0001	.0021
%RSD	6.972	.8429	.0061	1.400	.2933	.5463	113.2
#1	.0099	.4222	.4151	.0414	.4133	.0102	.0004
#2	.0109	.4273	.4151	.0422	.4116	.0103	.0033

Elem	Ca3179	Cd2265	Co2286	Cr2677	Cu3247	Fe2714	K_7664
Units	ppm	ppm	ppm	ppm	ppm	ppm	ppm
Avge	2.055	.0104	.1021	.0164	.0504	.2093	1.257
SDev	.001	.0001	.0008	.0008	.0010	.0074	.030
%RSD	.0635	.9973	.7317	4.846	2.067	3.542	2.385
#1	2.054	.0103	.1015	.0158	.0497	.2040	1.236
#2	2.056	.0105	.1026	.0170	.0512	.2145	1.279

Elem	La3988	Li6707	Mg2790	Mn2576	Mo2020	Na3302	Na5889
Units	ppm	ppm	ppm	ppm	ppm	ppm	ppm
Avge	.0003	-.0000	2.007	.1030	-.0004	1.156	2.242
SDev	.0005	.0001	.008	.0002	.0001	.234	.010
%RSD	172.5	155.7	.4148	.1702	26.19	20.22	.4497
#1	-.0001	-.0001	2.001	.1032	-.0005	.9908	2.249
#2	.0007	.0000	2.013	.1029	-.0004	1.321	2.235

Elem	Ni2316	P_1782	2203/1	2203/2	Pd3404	S_1820	Sb2068
Units	ppm	ppm	ppm	ppm	ppm	ppm	ppm
Avge	.1008	.0096	.0979	.1020	-.0047	.2249	.1022
SDev	.0011	.0095	.0090	.0000	.0048	.0122	.0016
%RSD	1.103	99.96	9.231	.0318	102.7	5.444	1.536
#1	.1016	.0028	.0915	.1020	-.0081	.2336	.1011
#2	.1000	.0163	.1043	.1019	-.0013	.2162	.1033

Elem	Sc3613	1960/1	1960/2	Si2881	Pb220	Se196	Sn1899
Units	%R	ppm	ppm	ppm	ppm	ppm	ppm
Avge	99.30	.4138	.4087	-.0009	.1006	.4104	.0012
SDev	1.54	.0008	.0064	.0042	.0030	.0045	.0006
%RSD	1.555	.1833	1.556	488.2	2.974	1.095	50.26
#1	100.4	.4132	.4042	-.0038	.0985	.4072	.0007
#2	98.20	.4143	.4132	.0021	.1027	.4136	.0016

Elem	Sr4215	Th2837	Ti3349	Tl1908	U_4090	V_2924	W_2079
Units	ppm	ppm	ppm	ppm	ppm	ppm	ppm
Avge	.0001	-.0031	.0044	.4025	.0175	.1002	.0304
SDev	.0000	.0006	.0001	.0032	.0023	.0006	.0049
%RSD	32.12	18.88	3.027	.7993	13.01	.6494	16.02
#1	.0001	-.0027	.0043	.4048	.0191	.0997	.0339
#2	.0001	-.0036	.0045	.4002	.0159	.1006	.0270

011081

Elem	Y_3710	Zn2062	Zr3496
Units	ppm	ppm	ppm
Avge	.0001	.1034	.0010
SDev	.0001	.0007	.0004
%RSD	54.15	.7081	40.85
#1	.0001	.1029	.0007
#2	.0002	.1039	.0013

IntStd	1	2	3	4	5	6	7
Mode	*Counts	Time	NOTUSED	NOTUSED	NOTUSED	NOTUSED	NOTUSED
Elem	Sc	--	--	--	--	--	--
Wavlen	361.384	--	--	--	--	--	--
Avge	854240	10000	--	--	--	--	--
SDev	13196.03	.0000000	--	--	--	--	--
%RSD	1.544768	.0000000	--	--	--	--	--
#1	863571	10000	--	--	--	--	--
#2	844909	10000	--	--	--	--	--

Analysis Report 07/03/07 07:50:27 PM page 1

Method: DAILY2 Sample Name: SRM278I DF10 Operator:
Run Time: 07/03/07 19:45:54
Comment:
Mode: CONC Corr. Factor: 1

011082

Elem	Ag3280	Al3082	As1890	B_2496	Ba4934	Be3130	Bi2230
Units	ppm	ppm	ppm	ppm	ppm	ppm	ppm
Avge	-.0013	70.15	.0075	-.0034	.9242	.0027	-.0097
SDev	.0011	.03	.0032	.0001	.0013	.0000	.0039
%RSD	81.12	.0419	42.87	3.242	.1436	1.630	40.75
#1	-.0021	70.13	.0052	-.0035	.9233	.0028	-.0125
#2	-.0006	70.18	.0098	-.0033	.9252	.0027	-.0069

Elem	Ca3179	Cd2265	Co2286	Cr2677	Cu3247	Fe2714	K_7664
Units	ppm	ppm	ppm	ppm	ppm	ppm	ppm
Avge	6.944	-.0002	.0041	.0140	.0058	14.15	26.91
SDev	.017	.0001	.0001	.0003	.0002	.05	.05
%RSD	.2456	44.05	2.345	2.162	2.774	.3285	.1964
#1	6.956	-.0002	.0040	.0138	.0057	14.18	26.87
#2	6.932	-.0003	.0041	.0142	.0059	14.12	26.95

Elem	La3988	Li6707	Mg2790	Mn2576	Mo2020	Na3302	Na5889
Units	ppm	ppm	ppm	ppm	ppm	ppm	ppm
Avge	.0277	.0440	1.443	.3905	.0040	32.24	53.37
SDev	.0013	.0001	.000	.0005	.0010	.07	.14
%RSD	4.615	.1583	.0280	.1395	25.35	.2074	.2595
#1	.0268	.0440	1.443	.3909	.0033	32.29	53.27
#2	.0286	.0441	1.443	.3901	.0047	32.20	53.47

Elem	Ni2316	P_1782	2203/1	2203/2	Pd3404	S_1820	Sb2068
Units	ppm	ppm	ppm	ppm	ppm	ppm	ppm
Avge	.0032	.1676	.0173	.0116	-.0134	.0319	.0010
SDev	.0001	.0017	.0003	.0006	.0084	.0029	.0038
%RSD	1.994	1.000	1.907	5.252	62.27	9.218	361.9
#1	.0031	.1688	.0176	.0111	-.0075	.0298	.0037
#2	.0032	.1664	.0171	.0120	-.0193	.0340	-.0016

Elem	Sc3613	1960/1	1960/2	Si2881	Pb220	Se196	Sn1899
Units	%R	ppm	ppm	ppm	ppm	ppm	ppm
Avge	102.5	.0055	-.0026	.0012	.0135	.0001	.0078
SDev	1.6	.0020	.0030	.0038	.0003	.0014	.0016
%RSD	1.592	36.44	115.0	311.0	2.180	1688.	20.26
#1	101.4	.0069	-.0048	-.0014	.0133	-.0009	.0089
#2	103.7	.0040	-.0005	.0039	.0137	.0010	.0067

Elem	Sr4215	Th2837	Ti3349	Tl1908	U_4090	V_2924	W_2079
Units	ppm	ppm	ppm	ppm	ppm	ppm	ppm
Avge	.0639	.0121	1.366	-.0042	-.0658	.0061	.0093
SDev	.0001	.0023	.001	.0006	.0302	.0003	.0014
%RSD	.1504	19.08	.0526	13.93	45.97	5.458	14.77
#1	.0640	.0105	1.366	-.0046	-.0872	.0058	.0102
#2	.0639	.0137	1.365	-.0038	-.0444	.0063	.0083

011083

Elem	Y_3710	Zn2062	Zr3496
Units	ppm	ppm	ppm
Avge	.0368	.0495	.2419
SDev	.0001	.0005	.0005
%RSD	.1805	1.090	.2219
#1	.0368	.0499	.2423
#2	.0368	.0491	.2415

IntStd	1	2	3	4	5	6	7
Mode	*Counts	Time	NOTUSED	NOTUSED	NOTUSED	NOTUSED	NOTUSED
Elem	Sc	--	--	--	--	--	--
Wavlen	361.384	--	--	--	--	--	--
Avge	882016	10000	--	--	--	--	--
SDev	14093.35	.0000000	--	--	--	--	--
%RSD	1.597857	.0000000	--	--	--	--	--
#1	872050	10000	--	--	--	--	--
#2	891981	10000	--	--	--	--	--

Method: DAILY2 Sample Name: SRM688I DF10 Operator:
Run Time: 07/03/07 19:50:39
Comment:
Mode: CONC Corr. Factor: 1

011084

Elem	Ag3280	Al3082	As1890	B_2496	Ba4934	Be3130	Bi2230
Units	ppm	ppm	ppm	ppm	ppm	ppm	ppm
Avge	-.0002	87.51	.0002	-.0089	.1726	.0008	.0025
SDev	.0006	.29	.0001	.0016	.0005	.0001	.0005
%RSD	302.7	.3264	42.40	18.21	.2824	6.656	19.08
#1	.0002	87.71	.0003	-.0100	.1730	.0008	.0022
#2	-.0006	87.31	.0002	-.0077	.1723	.0008	.0029

Elem	Ca3179	Cd2265	Co2286	Cr2677	Cu3247	Fe2714	K_7664
Units	ppm	ppm	ppm	ppm	ppm	ppm	ppm
Avge	83.24	-.0010	.0481	.3028	.0931	70.36	1.465
SDev	.40	.0001	.0003	.0015	.0006	.13	.004
%RSD	.4764	6.935	.6098	.5040	.6907	.1906	.2700
#1	82.96	-.0010	.0483	.3017	.0926	70.27	1.468
#2	83.52	-.0010	.0479	.3039	.0935	70.46	1.462

Elem	La3988	Li6707	Mg2790	Mn2576	Mo2020	Na3302	Na5889
Units	ppm	ppm	ppm	ppm	ppm	ppm	ppm
Avge	.0052	.0086	50.56	1.260	.0009	14.79	24.27
SDev	.0001	.0000	.04	.000	.0013	.31	.18
%RSD	1.867	.3181	.0714	.0216	144.9	2.093	.7409
#1	.0053	.0086	50.59	1.260	.0018	15.01	24.39
#2	.0051	.0085	50.54	1.261	-.0000	14.57	24.14

Elem	Ni2316	P_1782	2203/1	2203/2	Pd3404	S_1820	Sb2068
Units	ppm	ppm	ppm	ppm	ppm	ppm	ppm
Avge	.1506	.6057	.0067	-.0012	-.0024	.1448	-.0043
SDev	.0018	.0281	.0016	.0029	.0039	.0210	.0058
%RSD	1.214	4.643	24.49	242.4	164.1	14.50	133.0
#1	.1493	.6256	.0078	-.0032	-.0051	.1300	-.0003
#2	.1519	.5858	.0055	.0008	.0004	.1597	-.0084

Elem	Sc3613	1960/1	1960/2	Si2881	Pb220	Se196	Sn1899
Units	%R	ppm	ppm	ppm	ppm	ppm	ppm
Avge	96.97	.0143	.0032	.0112	.0015	.0069	-.0010
SDev	3.55	.0009	.0048	.0041	.0014	.0029	.0011
%RSD	3.663	6.527	149.3	36.22	93.93	41.65	110.7
#1	99.48	.0137	.0066	.0084	.0005	.0090	-.0002
#2	94.46	.0150	-.0002	.0141	.0024	.0049	-.0017

Elem	Sr4215	Th2837	Ti3349	Tl1908	U_4090	V_2924	W_2079
Units	ppm	ppm	ppm	ppm	ppm	ppm	ppm
Avge	.1685	-.0471	6.778	-.0067	-.0296	.2527	.0589
SDev	.0003	.0056	.005	.0064	.0034	.0014	.0005
%RSD	.1495	11.92	.0774	95.58	11.46	.5431	.8735
#1	.1684	-.0431	6.782	-.0112	-.0272	.2517	.0585
#2	.1687	-.0510	6.774	-.0022	-.0320	.2537	.0593

011085

Elem	Y_3710	Zn2062	Zr3496
Units	ppm	ppm	ppm
Avge	.0178	.0771	.0462
SDev	.0003	.0004	.0007
%RSD	1.625	.4700	1.537
#1	.0176	.0774	.0457
#2	.0180	.0769	.0467

IntStd	1	2	3	4	5	6	7
Mode	*Counts	Time	NOTUSED	NOTUSED	NOTUSED	NOTUSED	NOTUSED
Elem	Sc	--	--	--	--	--	--
Wavlen	361.384	--	--	--	--	--	--
Avge	834209	10000	--	--	--	--	--
SDev	30486.20	.0000000	--	--	--	--	--
%RSD	3.654504	.0000000	--	--	--	--	--
#1	855766	10000	--	--	--	--	--
#2	812652	10000	--	--	--	--	--

Method: DAILY2 Sample Name: 297126I DF10 Operator:
Run Time: 07/03/07 19:55:25
Comment:
Mode: CONC Corr. Factor: 1

011086

Elem	Ag3280	Al3082	As1890	B_2496	Ba4934	Be3130	Bi2230
Units	ppm	ppm	ppm	ppm	ppm	ppm	ppm
Avge	-.0005	72.01	.0089	-.0063	.7382	.0028	-.0039
SDev	.0002	.10	.0009	.0005	.0016	.0000	.0076
%RSD	48.84	.1323	10.40	8.164	.2110	1.322	193.4
#1	-.0003	72.08	.0095	-.0067	.7393	.0028	.0014
#2	-.0006	71.95	.0082	-.0059	.7371	.0027	-.0093

Elem	Ca3179	Cd2265	Co2286	Cr2677	Cu3247	Fe2714	K_7664
Units	ppm	ppm	ppm	ppm	ppm	ppm	ppm
Avge	26.26	-.0002	.0102	.0391	.0155	28.31	25.21
SDev	.02	.0003	.0002	.0007	.0003	.03	.10
%RSD	.0772	205.8	1.791	1.736	2.255	.1118	.3960
#1	26.24	-.0004	.0104	.0386	.0152	28.33	25.28
#2	26.27	.0001	.0101	.0396	.0157	28.28	25.14

Elem	La3988	Li6707	Mg2790	Mn2576	Mo2020	Na3302	Na5889
Units	ppm	ppm	ppm	ppm	ppm	ppm	ppm
Avge	.0666	.0417	11.81	.6535	.0014	16.64	28.04
SDev	.0002	.0001	.02	.0000	.0028	.03	.06
%RSD	.3059	.3218	.1754	.0003	193.5	.2016	.2145
#1	.0665	.0418	11.82	.6535	-.0005	16.66	28.08
#2	.0668	.0416	11.79	.6534	.0034	16.61	27.99

Elem	Ni2316	P_1782	2203/1	2203/2	Pd3404	S_1820	Sb2068
Units	ppm	ppm	ppm	ppm	ppm	ppm	ppm
Avge	.0146	.5593	.0288	.0168	-.0047	.1778	.0069
SDev	.0006	.0268	.0018	.0021	.0034	.0158	.0004
%RSD	3.779	4.785	6.207	12.56	73.29	8.879	5.740
#1	.0142	.5782	.0275	.0154	-.0023	.1667	.0071
#2	.0149	.5403	.0301	.0183	-.0071	.1890	.0066

Elem	Sc3613	1960/1	1960/2	Si2881	Pb220	Se196	Sn1899
Units	%R	ppm	ppm	ppm	ppm	ppm	ppm
Avge	100.4	.0038	.0007	.0054	.0208	.0017	.0017
SDev	.5	.0073	.0038	.0007	.0020	.0050	.0028
%RSD	.5325	194.6	578.5	13.55	9.630	292.2	164.6
#1	100.8	-.0014	-.0020	.0049	.0194	-.0018	-.0003
#2	100.1	.0089	.0033	.0059	.0223	.0052	.0037

Elem	Sr4215	Th2837	Ti3349	Tl1908	U_4090	V_2924	W_2079
Units	ppm	ppm	ppm	ppm	ppm	ppm	ppm
Avge	.3493	.0063	3.554	-.0050	-.0546	.0614	.0059
SDev	.0009	.0040	.004	.0062	.0009	.0000	.0004
%RSD	.2674	63.34	.1069	123.8	1.653	.0646	6.116
#1	.3500	.0035	3.556	-.0095	-.0539	.0614	.0057
#2	.3486	.0091	3.551	-.0006	-.0552	.0615	.0062

011087

Elem	Y_3710	Zn2062	Zr3496
Units	ppm	ppm	ppm
Avge	.0230	.0864	.0841
SDev	.0001	.0004	.0005
%RSD	.6287	.4615	.5638
#1	.0229	.0867	.0845
#2	.0232	.0861	.0838

IntStd	1	2	3	4	5	6	7
Mode	*Counts	Time	NOTUSED	NOTUSED	NOTUSED	NOTUSED	NOTUSED
Elem	Sc	--	--	--	--	--	--
Wavlen	361.384	--	--	--	--	--	--
Avge	864012	10000	--	--	--	--	--
SDev	4575.688	.0000000	--	--	--	--	--
%RSD	.5295858	.0000000	--	--	--	--	--
#1	867248	10000	--	--	--	--	--
#2	860777	10000	--	--	--	--	--

Analysis Report 07/03/07 08:04:45 PM page 1

Method: DAILY2 Sample Name: 297127I DF10 Operator:
Run Time: 07/03/07 20:00:10
Comment:
Mode: CONC Corr. Factor: 1

011088

Elem	Ag3280	Al3082	As1890	B_2496	Ba4934	Be3130	Bi2230
Units	ppm	ppm	ppm	ppm	ppm	ppm	ppm
Avge	.0003	19.81	.0050	-.0011	.2046	.0010	.0019
SDev	.0007	.15	.0019	.0002	.0015	.0001	.0122
%RSD	252.7	.7637	38.37	19.60	.7502	9.438	641.8
#1	-.0002	19.92	.0064	-.0012	.2057	.0009	-.0067
#2	.0008	19.70	.0037	-.0009	.2035	.0010	.0105

Elem	Ca3179	Cd2265	Co2286	Cr2677	Cu3247	Fe2714	K_7664
Units	ppm	ppm	ppm	ppm	ppm	ppm	ppm
Avge	4.011	.0004	.0026	.0197	.0054	7.767	5.128
SDev	.034	.0001	.0013	.0005	.0006	.017	.061
%RSD	.8450	12.31	49.92	2.735	10.41	.2244	1.196
#1	4.035	.0005	.0017	.0194	.0050	7.779	5.171
#2	3.987	.0004	.0035	.0201	.0058	7.754	5.084

Elem	La3988	Li6707	Mg2790	Mn2576	Mo2020	Na3302	Na5889
Units	ppm	ppm	ppm	ppm	ppm	ppm	ppm
Avge	.0162	.0095	2.400	.1672	.0004	3.596	6.199
SDev	.0019	.0001	.010	.0009	.0011	.196	.117
%RSD	11.91	.7494	.4187	.5576	258.5	5.453	1.890
#1	.0149	.0095	2.407	.1678	-.0003	3.457	6.282
#2	.0176	.0094	2.393	.1665	.0012	3.734	6.117

Elem	Ni2316	P_1782	2203/1	2203/2	Pd3404	S_1820	Sb2068
Units	ppm	ppm	ppm	ppm	ppm	ppm	ppm
Avge	.0052	.2465	.0129	.0096	-.0012	.0658	-.0002
SDev	.0007	.0115	.0076	.0016	.0066	.0228	.0034
%RSD	14.10	4.644	58.81	16.94	563.3	34.71	1685.
#1	.0058	.2546	.0075	.0108	-.0058	.0820	-.0026
#2	.0047	.2384	.0182	.0085	.0035	.0497	.0022

Elem	Sc3613	1960/1	1960/2	Si2881	Pb220	Se196	Sn1899
Units	%R	ppm	ppm	ppm	ppm	ppm	ppm
Avge	97.10	.0070	-.0046	.0008	.0107	-.0007	.0017
SDev	3.63	.0043	.0024	.0073	.0014	.0001	.0010
%RSD	3.735	62.00	52.24	887.1	13.40	20.82	56.39
#1	99.67	.0039	-.0029	-.0044	.0097	-.0006	.0024
#2	94.54	.0101	-.0063	.0060	.0117	-.0008	.0011

Elem	Sr4215	Th2837	Ti3349	Tl1908	U_4090	V_2924	W_2079
Units	ppm	ppm	ppm	ppm	ppm	ppm	ppm
Avge	.0811	.0058	.9119	-.0066	.0130	.0167	.0266
SDev	.0006	.0014	.0052	.0039	.0525	.0010	.0015
%RSD	.7068	23.16	.5688	59.73	403.1	6.321	5.643
#1	.0815	.0068	.9156	-.0094	-.0241	.0159	.0276
#2	.0807	.0049	.9083	-.0038	.0501	.0174	.0255

011089

Elem	Y_3710	Zn2062	Zr3496
Units	ppm	ppm	ppm
Avge	.0063	.0284	.0244
SDev	.0000	.0002	.0004
%RSD	.5340	.6419	1.855
#1	.0063	.0285	.0241
#2	.0063	.0283	.0247

IntStd	1	2	3	4	5	6	7
Mode	*Counts	Time	NOTUSED	NOTUSED	NOTUSED	NOTUSED	NOTUSED
Elem	Sc	--	--	--	--	--	--
Wavlen	361.384	--	--	--	--	--	--
Avge	835368	10000	--	--	--	--	--
SDev	31128.96	.0000000	--	--	--	--	--
%RSD	3.726379	.0000000	--	--	--	--	--
#1	857379	10000	--	--	--	--	--
#2	813356	10000	--	--	--	--	--

Analysis Report 07/03/07 08:09:31 PM page 1

Method: DAILY2 Sample Name: 297128I DF10 Operator: 011090
Run Time: 07/03/07 20:04:57
Comment:
Mode: CONC Corr. Factor: 1

Elem	Ag3280	Al3082	As1890	B_2496	Ba4934	Be3130	Bi2230
Units	ppm	ppm	ppm	ppm	ppm	ppm	ppm
Avge	.0012	15.18	.0031	.0001	.2178	.0007	.0028
SDev	.0030	.04	.0005	.0000	.0006	.0001	.0093
%RSD	247.4	.2380	16.42	30.19	.2803	16.76	337.6
#1	.0033	15.15	.0027	.0001	.2174	.0008	.0094
#2	-.0009	15.20	.0035	.0001	.2183	.0006	-.0038

Elem	Ca3179	Cd2265	Co2286	Cr2677	Cu3247	Fe2714	K_7664
Units	ppm	ppm	ppm	ppm	ppm	ppm	ppm
Avge	2.667	.0001	.0018	.0184	.0039	4.949	3.920
SDev	.015	.0006	.0009	.0009	.0007	.041	.039
%RSD	.5517	712.3	49.66	5.162	18.63	.8234	.9898
#1	2.677	.0005	.0025	.0191	.0044	4.977	3.892
#2	2.656	-.0003	.0012	.0177	.0034	4.920	3.947

Elem	La3988	Li6707	Mg2790	Mn2576	Mo2020	Na3302	Na5889
Units	ppm	ppm	ppm	ppm	ppm	ppm	ppm
Avge	.0155	.0058	1.560	.1271	.0014	3.585	5.825
SDev	.0029	.0000	.013	.0001	.0002	.044	.120
%RSD	18.77	.3660	.8481	.0648	13.00	1.228	2.053
#1	.0176	.0058	1.569	.1271	.0013	3.616	5.740
#2	.0135	.0058	1.550	.1270	.0015	3.554	5.909

Elem	Ni2316	P_1782	2203/1	2203/2	Pd3404	S_1820	Sb2068
Units	ppm	ppm	ppm	ppm	ppm	ppm	ppm
Avge	.0053	.0949	.0056	.0092	.0007	.0552	-.0014
SDev	.0023	.0238	.0040	.0004	.0064	.0023	.0076
%RSD	42.54	25.13	71.32	4.711	968.3	4.107	541.1
#1	.0069	.0780	.0084	.0089	.0052	.0536	-.0068
#2	.0037	.1117	.0028	.0095	-.0039	.0568	.0040

Elem	Sc3613	1960/1	1960/2	Si2881	Pb220	Se196	Sn1899
Units	%R	ppm	ppm	ppm	ppm	ppm	ppm
Avge	95.92	.0085	.0002	.0071	.0080	.0029	-.0013
SDev	6.05	.0004	.0018	.0094	.0010	.0011	.0003
%RSD	6.306	4.695	1109.	132.1	13.09	36.91	22.62
#1	91.64	.0087	-.0011	.0137	.0087	.0022	-.0011
#2	100.2	.0082	.0015	.0005	.0073	.0037	-.0016

Elem	Sr4215	Th2837	Ti3349	Tl1908	U_4090	V_2924	W_2079
Units	ppm	ppm	ppm	ppm	ppm	ppm	ppm
Avge	.0611	.0045	.6120	-.0033	.0304	.0103	.0034
SDev	.0001	.0008	.0002	.0006	.0916	.0004	.0011
%RSD	.2451	18.52	.0312	17.90	301.7	3.672	33.49
#1	.0610	.0039	.6118	-.0038	.0951	.0105	.0042
#2	.0612	.0051	.6121	-.0029	-.0344	.0100	.0026

011091

Elem	Y_3710	Zn2062	Zr3496
Units	ppm	ppm	ppm
Avge	.0045	.0188	.0186
SDev	.0001	.0005	.0013
%RSD	3.120	2.707	6.816
#1	.0046	.0192	.0195
#2	.0044	.0184	.0177

IntStd	1	2	3	4	5	6	7
Mode	*Counts	Time	NOTUSED	NOTUSED	NOTUSED	NOTUSED	NOTUSED
Elem	Sc	--	--	--	--	--	--
Wavlen	361.384	--	--	--	--	--	--
Avge	825222	10000	--	--	--	--	--
SDev	52035.28	.0000000	--	--	--	--	--
%RSD	6.305614	.0000000	--	--	--	--	--
#1	788427	10000	--	--	--	--	--
#2	862016	10000	--	--	--	--	--

Analysis Report 07/03/07 08:14:17 PM page 1

Method: DAILY2 Sample Name: 297129I DF10 Operator:
Run Time: 07/03/07 20:09:43
Comment:
Mode: CONC Corr. Factor: 1

011092

Elem	Ag3280	Al3082	As1890	B_2496	Ba4934	Be3130	Bi2230
Units	ppm	ppm	ppm	ppm	ppm	ppm	ppm
Avge	-.0007	14.80	.0007	.0032	.1598	.0007	-.0023
SDev	.0019	.01	.0015	.0002	.0002	.0000	.0098
%RSD	282.8	.0634	215.2	6.125	.1171	4.415	420.6
#1	-.0020	14.79	-.0004	.0030	.1597	.0007	-.0092
#2	.0007	14.80	.0017	.0033	.1599	.0007	.0046

Elem	Ca3179	Cd2265	Co2286	Cr2677	Cu3247	Fe2714	K_7664
Units	ppm	ppm	ppm	ppm	ppm	ppm	ppm
Avge	2.944	-.0001	.0012	.0156	.0038	4.863	4.824
SDev	.002	.0001	.0009	.0004	.0001	.039	.026
%RSD	.0823	62.25	75.76	2.604	3.745	.8042	.5340
#1	2.942	-.0002	.0006	.0154	.0037	4.836	4.805
#2	2.946	-.0001	.0018	.0159	.0039	4.891	4.842

Elem	La3988	Li6707	Mg2790	Mn2576	Mo2020	Na3302	Na5889
Units	ppm	ppm	ppm	ppm	ppm	ppm	ppm
Avge	.0131	.0066	1.535	.1236	.0007	3.256	5.490
SDev	.0029	.0001	.015	.0004	.0006	.260	.028
%RSD	22.26	.9636	.9593	.3306	85.54	7.976	.5030
#1	.0110	.0066	1.524	.1233	.0003	3.073	5.509
#2	.0151	.0066	1.545	.1239	.0012	3.440	5.470

Elem	Ni2316	P_1782	2203/1	2203/2	Pd3404	S_1820	Sb2068
Units	ppm	ppm	ppm	ppm	ppm	ppm	ppm
Avge	.0030	.2432	.0061	.0079	-.0026	.0662	.0033
SDev	.0015	.0021	.0041	.0006	.0064	.0073	.0052
%RSD	49.29	.8775	66.58	7.776	244.0	11.07	157.3
#1	.0020	.2447	.0032	.0083	-.0072	.0713	-.0004
#2	.0041	.2417	.0090	.0075	.0019	.0610	.0070

Elem	Sc3613	1960/1	1960/2	Si2881	Pb220	Se196	Sn1899
Units	%R	ppm	ppm	ppm	ppm	ppm	ppm
Avge	100.3	.0027	-.0004	-.0029	.0073	.0007	.0024
SDev	.5	.0039	.0004	.0074	.0009	.0016	.0033
%RSD	.4998	146.2	118.7	254.6	12.92	238.5	138.3
#1	100.7	-.0001	-.0006	-.0081	.0067	-.0005	.0001
#2	99.97	.0054	-.0001	.0023	.0080	.0018	.0047

Elem	Sr4215	Th2837	Ti3349	Tl1908	U_4090	V_2924	W_2079
Units	ppm	ppm	ppm	ppm	ppm	ppm	ppm
Avge	.0601	.0028	.5764	-.0091	-.0180	.0106	.0134
SDev	.0002	.0016	.0003	.0027	.0682	.0005	.0015
%RSD	.3954	56.44	.0590	30.12	378.4	5.081	10.96
#1	.0599	.0039	.5767	-.0111	-.0663	.0102	.0124
#2	.0603	.0017	.5762	-.0072	.0302	.0110	.0144

011093

Elem	Y_3710	Zn2062	Zr3496
Units	ppm	ppm	ppm
Avge	.0046	.0209	.0171
SDev	.0000	.0002	.0003
%RSD	.4421	1.109	1.541
#1	.0046	.0208	.0169
#2	.0046	.0211	.0173

IntStd	1	2	3	4	5	6	7
Mode	*Counts	Time	NOTUSED	NOTUSED	NOTUSED	NOTUSED	NOTUSED
Elem	Sc	--	--	--	--	--	--
Wavlen	361.384	--	--	--	--	--	--
Avge	863141	10000	--	--	--	--	--
SDev	4326.079	.0000000	--	--	--	--	--
%RSD	.5012019	.0000000	--	--	--	--	--
#1	866200	10000	--	--	--	--	--
#2	860082	10000	--	--	--	--	--

Analysis Report 07/03/07 08:19:03 PM page 1

Method: DAILY2 Sample Name: 297130I DF10 Operator: 011094
Run Time: 07/03/07 20:14:29
Comment:
Mode: CONC Corr. Factor: 1

Elem	Ag3280	Al3082	As1890	B_2496	Ba4934	Be3130	Bi2230
Units	ppm	ppm	ppm	ppm	ppm	ppm	ppm
Avge	.0005	10.34	.0047	.0184	.1429	.0005	.0020
SDev	.0004	.04	.0009	.0002	.0004	.0001	.0060
%RSD	91.14	.4130	18.56	.9655	.2526	13.98	304.1
#1	.0002	10.37	.0053	.0183	.1432	.0004	-.0023
#2	.0008	10.31	.0041	.0185	.1427	.0005	.0062

Elem	Ca3179	Cd2265	Co2286	Cr2677	Cu3247	Fe2714	K_7664
Units	ppm	ppm	ppm	ppm	ppm	ppm	ppm
Avge	6.830	.0001	.0094	.9124	.0282	7.426	2.641
SDev	.006	.0001	.0005	.0023	.0008	.047	.000
%RSD	.0861	122.1	5.683	.2559	2.900	.6270	.0160
#1	6.826	.0000	.0090	.9107	.0276	7.393	2.641
#2	6.835	.0001	.0097	.9140	.0288	7.459	2.641

Elem	La3988	Li6707	Mg2790	Mn2576	Mo2020	Na3302	Na5889
Units	ppm	ppm	ppm	ppm	ppm	ppm	ppm
Avge	.0050	.0039	1.389	.1763	.0186	2.306	4.074
SDev	.0006	.0001	.010	.0002	.0000	.262	.045
%RSD	11.36	2.277	.7045	.1009	.2134	11.35	1.099
#1	.0046	.0039	1.382	.1765	.0186	2.121	4.106
#2	.0054	.0040	1.396	.1762	.0186	2.491	4.042

Elem	Ni2316	P_1782	2203/1	2203/2	Pd3404	S_1820	Sb2068
Units	ppm	ppm	ppm	ppm	ppm	ppm	ppm
Avge	.4167	.1774	.0003	.0050	-.0047	.1134	.0015
SDev	.0004	.0241	.0014	.0006	.0081	.0024	.0023
%RSD	.1011	13.60	466.5	13.19	172.2	2.134	151.7
#1	.4170	.1603	-.0007	.0054	-.0104	.1116	.0032
#2	.4164	.1944	.0013	.0045	.0010	.1151	-.0001

Elem	Sc3613	1960/1	1960/2	Si2881	Pb220	Se196	Sn1899
Units	%R	ppm	ppm	ppm	ppm	ppm	ppm
Avge	100.9	.0042	-.0007	.0002	.0034	.0009	.0014
SDev	3.2	.0024	.0029	.0008	.0000	.0011	.0035
%RSD	3.182	57.01	389.0	314.2	.9358	120.7	242.5
#1	103.1	.0025	.0013	-.0003	.0034	.0017	-.0010
#2	98.60	.0059	-.0028	.0008	.0034	.0001	.0039

Elem	Sr4215	Th2837	Ti3349	Tl1908	U_4090	V_2924	W_2079
Units	ppm	ppm	ppm	ppm	ppm	ppm	ppm
Avge	.0835	.0051	.5628	-.0044	-.0294	.0128	.0338
SDev	.0002	.0017	.0048	.0013	.0404	.0005	.0013
%RSD	.2469	33.14	.8547	29.65	137.1	4.063	3.747
#1	.0837	.0039	.5662	-.0035	-.0580	.0125	.0329
#2	.0834	.0063	.5594	-.0053	-.0009	.0132	.0347

011095

Elem	Y_3710	Zn2062	Zr3496
Units	ppm	ppm	ppm
Avge	.0026	.0248	.0124
SDev	.0002	.0003	.0010
%RSD	7.916	1.064	8.078
#1	.0024	.0246	.0117
#2	.0027	.0250	.0131

IntStd	1	2	3	4	5	6	7
Mode	*Counts	Time	NOTUSED	NOTUSED	NOTUSED	NOTUSED	NOTUSED
Elem	Sc	--	--	--	--	--	--
Wavlen	361.384	--	--	--	--	--	--
Avge	867748	10000	--	--	--	--	--
SDev	27549.59	.0000000	--	--	--	--	--
%RSD	3.174839	.0000000	--	--	--	--	--
#1	887228	10000	--	--	--	--	--
#2	848267	10000	--	--	--	--	--

Analysis Report 07/03/07 08:23:49 PM page 1

Method: DAILY2 Sample Name: 297131I DF10 Operator:
Run Time: 07/03/07 20:19:15
Comment:
Mode: CONC Corr. Factor: 1

011096

Elem	Ag3280	Al3082	As1890	B_2496	Ba4934	Be3130	Bi2230
Units	ppm	ppm	ppm	ppm	ppm	ppm	ppm
Avge	.0006	10.40	.0048	.0166	.1489	.0005	.0032
SDev	.0007	.00	.0031	.0023	.0000	.0001	.0096
%RSD	116.8	.0422	65.04	13.98	.0071	11.48	303.6
#1	.0011	10.40	.0026	.0183	.1489	.0005	-.0036
#2	.0001	10.40	.0070	.0150	.1489	.0004	.0100

Elem	Ca3179	Cd2265	Co2286	Cr2677	Cu3247	Fe2714	K_7664
Units	ppm	ppm	ppm	ppm	ppm	ppm	ppm
Avge	8.854	-.0000	.0053	.4268	.0291	6.532	2.754
SDev	.009	.0000	.0002	.0012	.0008	.041	.007
%RSD	.1072	143.7	3.754	.2802	2.680	.6322	.2594
#1	8.847	.0000	.0052	.4276	.0297	6.562	2.759
#2	8.861	-.0001	.0055	.4259	.0286	6.503	2.749

Elem	La3988	Li6707	Mg2790	Mn2576	Mo2020	Na3302	Na5889
Units	ppm	ppm	ppm	ppm	ppm	ppm	ppm
Avge	.0063	.0050	2.159	.1545	.0092	1.742	3.268
SDev	.0006	.0001	.012	.0003	.0001	.065	.028
%RSD	10.05	1.431	.5372	.2053	.4959	3.755	.8714
#1	.0067	.0050	2.167	.1543	.0092	1.788	3.248
#2	.0058	.0049	2.151	.1547	.0092	1.696	3.288

Elem	Ni2316	P_1782	2203/1	2203/2	Pd3404	S_1820	Sb2068
Units	ppm	ppm	ppm	ppm	ppm	ppm	ppm
Avge	.1924	.3004	.0060	.0083	-.0039	.1380	.0028
SDev	.0018	.0112	.0003	.0043	.0062	.0071	.0066
%RSD	.9249	3.729	4.426	51.85	159.7	5.123	235.4
#1	.1936	.3083	.0058	.0113	.0005	.1330	.0074
#2	.1911	.2925	.0062	.0052	-.0083	.1430	-.0019

Elem	Sc3613	1960/1	1960/2	Si2881	Pb220	Se196	Sn1899
Units	%R	ppm	ppm	ppm	ppm	ppm	ppm
Avge	100.9	.0060	-.0040	-.0009	.0075	-.0007	.0026
SDev	2.0	.0018	.0017	.0032	.0028	.0005	.0014
%RSD	2.005	30.69	41.98	340.7	36.81	76.15	55.50
#1	99.51	.0047	-.0028	.0013	.0095	-.0003	.0036
#2	102.4	.0073	-.0052	-.0032	.0056	-.0010	.0016

Elem	Sr4215	Th2837	Ti3349	Tl1908	U_4090	V_2924	W_2079
Units	ppm	ppm	ppm	ppm	ppm	ppm	ppm
Avge	.0827	.0007	.6183	.0012	.0113	.0136	.0657
SDev	.0001	.0046	.0000	.0011	.0239	.0005	.0046
%RSD	.1387	668.6	.0025	95.33	211.0	3.512	6.966
#1	.0826	.0040	.6183	.0020	.0282	.0139	.0690
#2	.0828	-.0026	.6183	.0004	-.0056	.0133	.0625

011097

Elem	Y_3710	Zn2062	Zr3496
Units	ppm	ppm	ppm
Avge	.0029	.0371	.0109
SDev	.0001	.0006	.0011
%RSD	3.220	1.676	10.26
#1	.0030	.0367	.0116
#2	.0028	.0376	.0101

IntStd	1	2	3	4	5	6	7
Mode	*Counts	Time	NOTUSED	NOTUSED	NOTUSED	NOTUSED	NOTUSED
Elem	Sc	--	--	--	--	--	--
Wavlen	361.384	--	--	--	--	--	--
Avge	868386	10000	--	--	--	--	--
SDev	17478.97	.0000000	--	--	--	--	--
%RSD	2.012813	.0000000	--	--	--	--	--
#1	856026	10000	--	--	--	--	--
#2	880745	10000	--	--	--	--	--

Method: DAILY2 Sample Name: CCV4 Operator:
Run Time: 07/03/07 20:24:01
Comment:
Mode: CONC Corr. Factor: 1

011098

Elem	Ag3280	Al3082	As1890	B_2496	Ba4934	Be3130	Bi2230
Units	ppm	ppm	ppm	ppm	ppm	ppm	ppm
Avge	.9866	9.727	5.153	4.988	10.07	.9777	5.095
SDev	.0003	.006	.019	.036	.01	.0000	.025
%RSD	.0351	.0665	.3711	.7143	.0502	.0006	.4993
#1	.9864	9.722	5.139	4.963	10.06	.9777	5.077
#2	.9869	9.732	5.166	5.013	10.07	.9777	5.113
Errors	LC Pass	LC Pass	LC Pass	LC Pass	LC Pass	LC Pass	LC Pass
High	1.100	11.00	5.500	5.500	11.00	1.100	5.500
Low	.9000	9.000	4.500	4.500	9.000	.9000	4.500

Elem	Ca3179	Cd2265	Co2286	Cr2677	Cu3247	Fe2714	K_7664
Units	ppm	ppm	ppm	ppm	ppm	ppm	ppm
Avge	19.69	.9994	5.073	1.980	2.056	10.21	18.68
SDev	.02	.0002	.003	.001	.006	.04	.01
%RSD	.1166	.0174	.0534	.0673	.2884	.4028	.0610
#1	19.71	.9996	5.071	1.980	2.052	10.24	18.68
#2	19.68	.9993	5.075	1.981	2.061	10.18	18.69
Errors	LC Pass	LC Pass	LC Pass	LC Pass	LC Pass	LC Pass	LC Pass
High	22.00	1.100	5.500	2.200	2.200	11.00	22.00
Low	18.00	.9000	4.500	1.800	1.800	9.000	18.00

Elem	La3988	Li6707	Mg2790	Mn2576	Mo2020	Na3302	Na5889
Units	ppm	ppm	ppm	ppm	ppm	ppm	ppm
Avge	4.896	4.750	19.88	1.020	5.069	27.51	H44.94
SDev	.007	.012	.02	.000	.001	.22	.11
%RSD	.1399	.2570	.1205	.0288	.0263	.8025	.2452
#1	4.891	4.742	19.86	1.020	5.068	27.67	H44.86
#2	4.901	4.759	19.89	1.020	5.070	27.36	H45.01
Errors	LC Pass	LC Pass	LC Pass	LC Pass	LC Pass	LC Pass	LC High
High	5.500	5.500	22.00	1.100	5.500	33.00	33.00
Low	4.500	4.500	18.00	.9000	4.500	27.00	27.00

Elem	Ni2316	P_1782	2203/1	2203/2	Pd3404	S_1820	Sb2068
Units	ppm	ppm	ppm	ppm	ppm	ppm	ppm
Avge	4.949	5.094	4.922	5.070	1.006	1.046	1.009
SDev	.013	.007	.085	.008	.005	.019	.005
%RSD	.2664	.1284	1.724	.1568	.4669	1.783	.5317
#1	4.958	5.099	4.982	5.075	1.010	1.032	1.012
#2	4.939	5.089	4.862	5.064	1.003	1.059	1.005
Errors	LC Pass	LC Pass	NOCHECK	NOCHECK	LC Pass	LC Pass	LC Pass
High	5.500	5.500			1.100	1.100	1.100
Low	4.500	4.500			.9000	.9000	.9000

Elem	Sc3613	1960/1	1960/2	Si2881	Pb220	Se196	Sn1899

011099

Units	%R	ppm	ppm	ppm	ppm	ppm	ppm
Avge	101.1	5.009	5.212	5.067	5.021	5.144	4.754
SDev	.5	.074	.006	.011	.034	.029	.002
%RSD	.4759	1.486	.1150	.2095	.6690	.5600	.0459
#1	100.7	5.061	5.216	5.059	5.044	5.165	4.755
#2	101.4	4.956	5.208	5.074	4.997	5.124	4.752
Errors	NOCHECK	NOCHECK	NOCHECK	LC Pass	LC Pass	LC Pass	LC Pass
High				5.500	5.500	5.500	5.500
Low				4.500	4.500	4.500	4.500

Elem	Sr4215	Th2837	Ti3349	Tl1908	U_4090	V_2924	W_2079
Units	ppm	ppm	ppm	ppm	ppm	ppm	ppm
Avge	4.935	.9911	4.846	5.309	.9968	4.997	1.049
SDev	.001	.0058	.003	.004	.0464	.006	.002
%RSD	.0119	.5878	.0608	.0730	4.652	.1252	.2170
#1	4.935	.9870	4.844	5.306	1.030	4.993	1.047
#2	4.935	.9953	4.848	5.312	.9640	5.001	1.051
Errors	LC Pass	LC Pass	LC Pass	LC Pass	LC Pass	LC Pass	LC Pass
High	5.500	1.100	5.500	5.500	1.100	5.500	1.100
Low	4.500	.9000	4.500	4.500	.9000	4.500	.9000

Elem	Y_3710	Zn2062	Zr3496
Units	ppm	ppm	ppm
Avge	4.979	1.009	4.812
SDev	.016	.002	.018
%RSD	.3286	.1723	.3845
#1	4.967	1.010	4.799
#2	4.991	1.008	4.826
Errors	LC Pass	LC Pass	LC Pass
High	5.500	1.100	5.500
Low	4.500	.9000	4.500

011100

IntStd	1	2	3	4	5	6	
Mode	*Counts	Time	NOTUSED	NOTUSED	NOTUSED	NOTUSED	NOTUSED
Elem	Sc	--	--	--	--	--	--
Wavlen	361.384	--	--	--	--	--	--
Avge	869510	10000	--	--	--	--	--
SDev	4126.675	.0000000	--	--	--	--	--
%RSD	.4745978	.0000000	--	--	--	--	--
#1	866592	10000	--	--	--	--	--
#2	872428	10000	--	--	--	--	--

Analysis Report 07/03/07 08:33:21 PM page 1

Method: DAILY2 Sample Name: CCB4 Operator: 011101
Run Time: 07/03/07 20:28:47
Comment:
Mode: CONC Corr. Factor: 1

Elem	Ag3280	Al3082	As1890	B_2496	Ba4934	Be3130	Bi2230
Units	ppm	ppm	ppm	ppm	ppm	ppm	ppm
Avge	.0005	.0243	.0032	.0091	.0003	.0002	.0072
SDev	.0004	.0011	.0012	.0018	.0004	.0000	.0003
%RSD	88.27	4.522	36.17	20.10	135.1	20.49	4.732
#1	.0002	.0235	.0024	.0103	.0000	.0002	.0075
#2	.0007	.0251	.0041	.0078	.0006	.0002	.0070
Errors	LC Pass	LC Pass	LC Pass	LC Pass	LC Pass	LC Pass	LC Pass
High	.0050	.0500	.0050	.0500	.0050	.0050	.0100
Low	-.0050	-.0500	-.0050	-.0500	-.0050	-.0050	-.0100

Elem	Ca3179	Cd2265	Co2286	Cr2677	Cu3247	Fe2714	K_7664
Units	ppm	ppm	ppm	ppm	ppm	ppm	ppm
Avge	.0002	.0004	.0013	.0010	-.0002	-.0170	-.0027
SDev	.0012	.0001	.0010	.0003	.0002	.0116	.0015
%RSD	756.5	29.67	72.79	25.70	139.1	68.33	54.81
#1	-.0007	.0003	.0006	.0008	-.0003	-.0252	-.0038
#2	.0010	.0005	.0020	.0012	-.0000	-.0088	-.0017
Errors	LC Pass	LC Pass	LC Pass	LC Pass	LC Pass	LC Pass	LC Pass
High	.0500	.0050	.0050	.0050	.0050	.0500	.1000
Low	-.0500	-.0050	-.0050	-.0050	-.0050	-.0500	-.1000

Elem	La3988	Li6707	Mg2790	Mn2576	Mo2020	Na3302	Na5889
Units	ppm	ppm	ppm	ppm	ppm	ppm	ppm
Avge	.0007	.0001	-.0012	.0001	.0010	L-.2997	-.0129
SDev	.0004	.0001	.0005	.0001	.0001	.0229	.0005
%RSD	56.12	105.0	37.91	105.1	8.579	7.644	4.076
#1	.0004	.0000	-.0016	.0000	.0011	L-.3159	-.0125
#2	.0010	.0001	-.0009	.0003	.0010	L-.2835	-.0132
Errors	LC Pass	LC Pass	LC Pass	LC Pass	LC Pass	LC Low	LC Pass
High	.0050	.0050	.0500	.0050	.0050	.0500	.0500
Low	-.0050	-.0050	-.0500	-.0050	-.0050	-.0500	-.0500

Elem	Ni2316	P_1782	2203/1	2203/2	Pd3404	S_1820	Sb2068
Units	ppm	ppm	ppm	ppm	ppm	ppm	ppm
Avge	-.0010	-.0064	.0008	.0010	-.0035	.0130	.0017
SDev	.0004	.0048	.0019	.0024	.0016	.0012	.0044
%RSD	42.95	74.90	248.0	241.8	46.49	9.575	255.8
#1	-.0013	-.0098	.0022	-.0007	-.0047	.0139	-.0014
#2	-.0007	-.0030	-.0006	.0027	-.0024	.0121	.0048
Errors	LC Pass	LC Pass	NOCHECK	NOCHECK	LC Pass	LC Pass	LC Pass
High	.0050	.0100			.0050	.0200	.0100
Low	-.0050	-.0100			-.0050	-.0200	-.0100

Elem	Sc3613	1960/1	1960/2	Si2881	Pb220	Se196	Sn1899

011102

Units	%R	ppm	ppm	ppm	ppm	ppm	ppm
Avge	99.54	.0051	-.0001	.0001	.0009	.0017	.0027
SDev	.11	.0034	.0041	.0004	.0010	.0016	.0009
%RSD	.1118	67.37	6642.	669.6	102.4	95.21	33.87
#1	99.61	.0076	-.0030	-.0002	.0003	.0005	.0033
#2	99.46	.0027	.0029	.0003	.0016	.0028	.0020
Errors	NOCHECK	NOCHECK	NOCHECK	LC Pass	LC Pass	LC Pass	LC Pass
High				.0100	.0050	.0050	.0050
Low				-.0100	-.0050	-.0050	-.0050

Elem	Sr4215	Th2837	Ti3349	Tl1908	U_4090	V_2924	W_2079
Units	ppm	ppm	ppm	ppm	ppm	ppm	ppm
Avge	.0001	.0002	.0003	-.0020	.0040	.0006	.0015
SDev	.0002	.0013	.0004	.0029	.0167	.0004	.0002
%RSD	131.5	501.0	142.4	146.4	415.6	62.50	13.37
#1	.0000	-.0006	-.0000	.0001	-.0078	.0003	.0014
#2	.0002	.0011	.0005	-.0041	.0158	.0009	.0017
Errors	LC Pass	LC Pass	LC Pass	LC Pass	LC Pass	LC Pass	LC Pass
High	.0050	.0100	.0050	.0100	.1000	.0050	.0100
Low	-.0050	-.0100	-.0050	-.0100	-.1000	-.0050	-.0100

Elem	Y_3710	Zn2062	Zr3496
Units	ppm	ppm	ppm
Avge	.0002	.0003	.0008
SDev	.0003	.0003	.0008
%RSD	120.4	103.0	97.65
#1	.0000	.0001	.0002
#2	.0004	.0006	.0014
Errors	LC Pass	LC Pass	LC Pass
High	.0050	.0050	.0050
Low	-.0050	-.0050	-.0050

011103

IntStd	1	2	3	4	5	6	7
Mode	*Counts	Time	NOTUSED	NOTUSED	NOTUSED	NOTUSED	NOTUSED
Elem	Sc	--	--	--	--	--	--
Wavlen	361.384	--	--	--	--	--	--
Avge	856316	10000	--	--	--	--	--
SDev	934.0881	.0000000	--	--	--	--	--
%RSD	.1090822	.0000000	--	--	--	--	--
#1	856976	10000	--	--	--	--	--
#2	855655	10000	--	--	--	--	--

Method: DAILY2 Sample Name: 297132I DF10 Operator: 011104
Run Time: 07/03/07 20:33:33
Comment:
Mode: CONC Corr. Factor: 1

Elem	Ag3280	Al3082	As1890	B_2496	Ba4934	Be3130	Bi2230
Units	ppm	ppm	ppm	ppm	ppm	ppm	ppm
Avge	.0003	11.37	.0004	.0235	.1457	.0004	.0054
SDev	.0007	.02	.0046	.0001	.0002	.0001	.0068
%RSD	212.0	.1672	1289.	.5227	.1071	11.56	126.4
#1	-.0002	11.38	.0037	.0236	.1458	.0004	.0102
#2	.0008	11.36	-.0029	.0234	.1456	.0005	.0006

Elem	Ca3179	Cd2265	Co2286	Cr2677	Cu3247	Fe2714	K_7664
Units	ppm	ppm	ppm	ppm	ppm	ppm	ppm
Avge	8.601	.0001	.0043	.1838	.0306	6.215	2.837
SDev	.011	.0002	.0002	.0001	.0013	.037	.009
%RSD	.1316	199.1	5.648	.0421	4.211	.5899	.3201
#1	8.593	-.0000	.0045	.1837	.0297	6.189	2.831
#2	8.609	.0002	.0041	.1838	.0315	6.241	2.844

Elem	La3988	Li6707	Mg2790	Mn2576	Mo2020	Na3302	Na5889
Units	ppm	ppm	ppm	ppm	ppm	ppm	ppm
Avge	.0060	.0058	2.371	.1334	.0035	1.848	3.408
SDev	.0004	.0000	.002	.0003	.0019	.140	.027
%RSD	6.732	.7403	.0668	.2529	55.92	7.557	.7851
#1	.0057	.0057	2.372	.1336	.0021	1.749	3.427
#2	.0063	.0058	2.369	.1331	.0049	1.947	3.390

Elem	Ni2316	P_1782	2203/1	2203/2	Pd3404	S_1820	Sb2068
Units	ppm	ppm	ppm	ppm	ppm	ppm	ppm
Avge	.0836	.2369	.0092	.0033	-.0064	.1064	.0028
SDev	.0019	.0053	.0052	.0076	.0059	.0018	.0055
%RSD	2.336	2.250	57.00	233.2	91.26	1.644	194.1
#1	.0822	.2331	.0128	-.0021	-.0106	.1052	-.0011
#2	.0850	.2406	.0055	.0087	-.0023	.1077	.0067

Elem	Sc3613	1960/1	1960/2	Si2881	Pb220	Se196	Sn1899
Units	%R	ppm	ppm	ppm	ppm	ppm	ppm
Avge	101.6	.0054	-.0015	-.0036	.0052	.0008	.0033
SDev	1.4	.0042	.0037	.0038	.0033	.0010	.0004
%RSD	1.363	77.98	236.1	107.1	63.81	134.7	11.40
#1	102.6	.0083	-.0041	-.0063	.0029	.0000	.0030
#2	100.6	.0024	.0010	-.0009	.0076	.0015	.0036

Elem	Sr4215	Th2837	Ti3349	Tl1908	U_4090	V_2924	W_2079
Units	ppm	ppm	ppm	ppm	ppm	ppm	ppm
Avge	.0785	-.0007	.6616	-.0032	-.0039	.0144	.0838
SDev	.0001	.0002	.0021	.0035	.0065	.0008	.0019
%RSD	.1243	33.24	.3157	109.0	165.2	5.795	2.202
#1	.0784	-.0005	.6631	-.0056	-.0085	.0138	.0825
#2	.0785	-.0008	.6601	-.0007	.0007	.0150	.0852

011105

Elem	Y_3710	Zn2062	Zr3496
Units	ppm	ppm	ppm
Avge	.0031	.0333	.0098
SDev	.0001	.0001	.0004
%RSD	4.952	.2086	4.353
#1	.0029	.0332	.0095
#2	.0032	.0333	.0101

IntStd	1	2	3	4	5	6	7
Mode	*Counts	Time	NOTUSED	NOTUSED	NOTUSED	NOTUSED	NOTUSED
Elem	Sc	--	--	--	--	--	--
Wavlen	361.384	--	--	--	--	--	--
Avge	874002	10000	--	--	--	--	--
SDev	11922.53	.0000000	--	--	--	--	--
%RSD	1.364131	.0000000	--	--	--	--	--
#1	882432	10000	--	--	--	--	--
#2	865571	10000	--	--	--	--	--

Method: DAILY2 Sample Name: 297133I DF10 Operator:
Run Time: 07/03/07 20:38:19
Comment:
Mode: CONC Corr. Factor: 1

011106

Elem	Ag3280	Al3082	As1890	B_2496	Ba4934	Be3130	Bi2230
Units	ppm	ppm	ppm	ppm	ppm	ppm	ppm
Avge	.0008	11.69	.0035	.0225	.1477	.0005	.0022
SDev	.0013	.03	.0040	.0027	.0003	.0001	.0046
%RSD	168.9	.2647	112.5	12.15	.1665	11.18	205.6
#1	.0017	11.67	.0063	.0245	.1476	.0005	.0054
#2	-.0002	11.71	.0007	.0206	.1479	.0005	-.0010

Elem	Ca3179	Cd2265	Co2286	Cr2677	Cu3247	Fe2714	K_7664
Units	ppm	ppm	ppm	ppm	ppm	ppm	ppm
Avge	8.094	.0001	.0044	.3520	.0282	6.382	2.928
SDev	.037	.0004	.0006	.0019	.0011	.055	.005
%RSD	.4632	406.1	14.12	.5356	3.908	.8673	.1737
#1	8.121	.0004	.0048	.3534	.0290	6.421	2.932
#2	8.068	-.0002	.0039	.3507	.0275	6.343	2.925

Elem	La3988	Li6707	Mg2790	Mn2576	Mo2020	Na3302	Na5889
Units	ppm	ppm	ppm	ppm	ppm	ppm	ppm
Avge	.0065	.0053	2.067	.1383	.0074	2.424	3.926
SDev	.0022	.0000	.018	.0003	.0005	.372	.055
%RSD	34.39	.7401	.8761	.1815	6.286	15.33	1.399
#1	.0081	.0053	2.079	.1385	.0070	2.687	3.887
#2	.0049	.0053	2.054	.1382	.0077	2.161	3.965

Elem	Ni2316	P_1782	2203/1	2203/2	Pd3404	S_1820	Sb2068
Units	ppm	ppm	ppm	ppm	ppm	ppm	ppm
Avge	.1577	.2117	.0049	.0061	.0004	.1069	.0004
SDev	.0019	.0087	.0028	.0026	.0079	.0057	.0044
%RSD	1.230	4.124	57.22	42.59	2183.	5.325	1034.
#1	.1590	.2178	.0069	.0079	.0060	.1109	.0035
#2	.1563	.2055	.0029	.0043	-.0052	.1029	-.0027

Elem	Sc3613	1960/1	1960/2	Si2881	Pb220	Se196	Sn1899
Units	%R	ppm	ppm	ppm	ppm	ppm	ppm
Avge	100.4	.0060	-.0007	-.0012	.0057	.0016	.0016
SDev	2.9	.0006	.0051	.0057	.0027	.0032	.0037
%RSD	2.902	10.77	745.6	468.9	46.70	204.0	229.9
#1	98.37	.0056	.0029	.0028	.0076	.0038	-.0010
#2	102.5	.0065	-.0043	-.0052	.0038	-.0007	.0042

Elem	Sr4215	Th2837	Ti3349	Tl1908	U_4090	V_2924	W_2079
Units	ppm	ppm	ppm	ppm	ppm	ppm	ppm
Avge	.0794	.0040	.6516	.0010	.0171	.0155	.0454
SDev	.0000	.0011	.0005	.0043	.0638	.0014	.0001
%RSD	.0287	27.47	.0768	434.8	372.7	8.693	.2071
#1	.0793	.0047	.6519	-.0021	.0622	.0164	.0454
#2	.0794	.0032	.6512	.0040	-.0280	.0145	.0455

011107

Elem	Y_3710	Zn2062	Zr3496
Units	ppm	ppm	ppm
Avge	.0031	.0313	.0118
SDev	.0001	.0002	.0014
%RSD	3.691	.6975	11.75
#1	.0032	.0315	.0128
#2	.0030	.0311	.0108

IntStd	1	2	3	4	5	6	7
Mode	*Counts	Time	NOTUSED	NOTUSED	NOTUSED	NOTUSED	NOTUSED
Elem	Sc	--	--	--	--	--	--
Wavlen	361.384	--	--	--	--	--	--
Avge	863937	10000	--	--	--	--	--
SDev	25075.42	.0000000	--	--	--	--	--
%RSD	2.902459	.0000000	--	--	--	--	--
#1	846206	10000	--	--	--	--	--
#2	881668	10000	--	--	--	--	--

Analysis Report 07/03/07 08:47:38 PM page 1

Method: DAILY2 Sample Name: 297134I DF10 Operator:
Run Time: 07/03/07 20:43:04
Comment:
Mode: CONC Corr. Factor: 1

011108

Elem	Ag3280	Al3082	As1890	B_2496	Ba4934	Be3130	Bi2230
Units	ppm	ppm	ppm	ppm	ppm	ppm	ppm
Avge	.0003	10.85	.0075	.0148	.1586	.0005	.0041
SDev	.0003	.03	.0006	.0019	.0005	.0001	.0060
%RSD	79.42	.2543	8.129	12.48	.3192	12.20	148.7
#1	.0005	10.83	.0079	.0161	.1583	.0005	.0083
#2	.0001	10.87	.0070	.0135	.1590	.0004	-.0002

Elem	Ca3179	Cd2265	Co2286	Cr2677	Cu3247	Fe2714	K_7664
Units	ppm	ppm	ppm	ppm	ppm	ppm	ppm
Avge	8.759	-.0001	.0032	.1710	.0205	5.259	2.741
SDev	.021	.0000	.0009	.0006	.0006	.032	.005
%RSD	.2450	24.81	26.94	.3308	2.930	.6117	.1915
#1	8.775	-.0001	.0038	.1714	.0209	5.282	2.745
#2	8.744	-.0000	.0026	.1706	.0201	5.236	2.737

Elem	La3988	Li6707	Mg2790	Mn2576	Mo2020	Na3302	Na5889
Units	ppm	ppm	ppm	ppm	ppm	ppm	ppm
Avge	.0061	.0043	1.825	.1252	.0047	2.350	3.907
SDev	.0001	.0001	.000	.0001	.0012	.263	.051
%RSD	2.493	1.294	.0244	.0577	26.50	11.19	1.294
#1	.0062	.0043	1.826	.1252	.0038	2.536	3.872
#2	.0060	.0043	1.825	.1251	.0056	2.164	3.943

Elem	Ni2316	P_1782	2203/1	2203/2	Pd3404	S_1820	Sb2068
Units	ppm	ppm	ppm	ppm	ppm	ppm	ppm
Avge	.0766	.2853	.0053	.0045	-.0035	.1680	.0026
SDev	.0006	.0059	.0021	.0018	.0084	.0129	.0010
%RSD	.7328	2.064	38.56	40.42	239.3	7.656	40.20
#1	.0762	.2895	.0039	.0032	.0024	.1589	.0018
#2	.0770	.2812	.0068	.0057	-.0094	.1771	.0033

Elem	Sc3613	1960/1	1960/2	Si2881	Pb220	Se196	Sn1899
Units	%R	ppm	ppm	ppm	ppm	ppm	ppm
Avge	100.4	.0088	-.0006	.0006	.0048	.0026	.0023
SDev	2.8	.0006	.0019	.0009	.0019	.0011	.0014
%RSD	2.816	6.375	346.6	143.1	39.62	42.55	57.45
#1	98.44	.0084	.0008	-.0000	.0034	.0034	.0014
#2	102.4	.0092	-.0019	.0012	.0061	.0018	.0033

Elem	Sr4215	Th2837	Ti3349	Tl1908	U_4090	V_2924	W_2079
Units	ppm	ppm	ppm	ppm	ppm	ppm	ppm
Avge	.0885	.0003	.6174	-.0061	-.0164	.0123	.0468
SDev	.0002	.0050	.0008	.0026	.0069	.0006	.0008
%RSD	.2565	1732.	.1281	42.47	41.82	4.586	1.727
#1	.0883	.0038	.6169	-.0079	-.0213	.0127	.0463
#2	.0886	-.0032	.6180	-.0043	-.0116	.0119	.0474

011109

Elem	Y_3710	Zn2062	Zr3496
Units	ppm	ppm	ppm
Avge	.0030	.0318	.0121
SDev	.0001	.0005	.0009
%RSD	4.724	1.605	7.284
#1	.0031	.0322	.0128
#2	.0029	.0314	.0115

IntStd	1	2	3	4	5	6	7
Mode	*Counts	Time	NOTUSED	NOTUSED	NOTUSED	NOTUSED	NOTUSED
Elem	Sc	--	--	--	--	--	--
Wavlen	361.384	--	--	--	--	--	--
Avge	864128	10000	--	--	--	--	--
SDev	24393.77	.0000000	--	--	--	--	--
%RSD	2.822935	.0000000	--	--	--	--	--
#1	846879	10000	--	--	--	--	--
#2	881377	10000	--	--	--	--	--

Analysis Report 07/03/07 08:52:24 PM

Method: DAILY2 Sample Name: 297135I DF10 Operator: 011110
Run Time: 07/03/07 20:47:50
Comment:
Mode: CONC Corr. Factor: 1

Elem	Ag3280	Al3082	As1890	B_2496	Ba4934	Be3130	Bi2230
Units	ppm	ppm	ppm	ppm	ppm	ppm	ppm
Avge	-.0012	11.24	.0028	.0131	.1627	.0005	-.0029
SDev	.0012	.00	.0015	.0008	.0001	.0001	.0030
%RSD	100.6	.0369	55.51	6.447	.0413	9.655	102.7
#1	-.0021	11.24	.0017	.0137	.1627	.0004	-.0008
#2	-.0003	11.24	.0039	.0125	.1626	.0005	-.0050

Elem	Ca3179	Cd2265	Co2286	Cr2677	Cu3247	Fe2714	K_7664
Units	ppm	ppm	ppm	ppm	ppm	ppm	ppm
Avge	11.53	-.0001	.0018	.1049	.0265	5.920	2.939
SDev	.01	.0002	.0000	.0009	.0000	.055	.041
%RSD	.0566	307.1	1.515	.8276	.0140	.9318	1.406
#1	11.52	.0001	.0018	.1043	.0265	5.881	2.909
#2	11.53	-.0002	.0018	.1055	.0265	5.959	2.968

Elem	La3988	Li6707	Mg2790	Mn2576	Mo2020	Na3302	Na5889
Units	ppm	ppm	ppm	ppm	ppm	ppm	ppm
Avge	.0056	.0058	2.565	.1371	.0030	1.537	3.500
SDev	.0010	.0001	.002	.0000	.0001	.382	.011
%RSD	18.64	.8743	.0894	.0009	1.942	24.86	.3095
#1	.0048	.0058	2.567	.1371	.0030	1.266	3.508
#2	.0063	.0059	2.564	.1371	.0030	1.807	3.492

Elem	Ni2316	P_1782	2203/1	2203/2	Pd3404	S_1820	Sb2068
Units	ppm	ppm	ppm	ppm	ppm	ppm	ppm
Avge	.0479	.3158	.0052	.0103	-.0108	.1829	.0006
SDev	.0016	.0019	.0062	.0002	.0085	.0004	.0016
%RSD	3.350	.5991	119.9	2.311	79.12	.2481	260.2
#1	.0468	.3144	.0008	.0101	-.0168	.1832	.0017
#2	.0490	.3171	.0096	.0104	-.0047	.1826	-.0005

Elem	Sc3613	1960/1	1960/2	Si2881	Pb220	Se196	Sn1899
Units	%R	ppm	ppm	ppm	ppm	ppm	ppm
Avge	103.2	.0082	.0013	-.0069	.0086	.0036	.0006
SDev	1.2	.0027	.0008	.0056	.0022	.0014	.0020
%RSD	1.167	33.29	62.06	80.85	25.96	39.88	309.2
#1	104.0	.0102	.0018	-.0109	.0070	.0046	.0021
#2	102.3	.0063	.0007	-.0030	.0102	.0026	-.0008

Elem	Sr4215	Th2837	Ti3349	Tl1908	U_4090	V_2924	W_2079
Units	ppm	ppm	ppm	ppm	ppm	ppm	ppm
Avge	.0932	.0018	.6497	-.0053	-.0636	.0137	.0153
SDev	.0002	.0040	.0007	.0010	.0296	.0002	.0008
%RSD	.1692	224.6	.1137	19.19	46.48	1.382	5.187
#1	.0933	.0046	.6492	-.0046	-.0845	.0138	.0159
#2	.0931	-.0010	.6503	-.0060	-.0427	.0136	.0148

011111

Elem	Y_3710	Zn2062	Zr3496
Units	ppm	ppm	ppm
Avge	.0034	.0444	.0127
SDev	.0001	.0004	.0006
%RSD	2.311	.8018	4.342
#1	.0034	.0446	.0131
#2	.0033	.0441	.0123

IntStd	1	2	3	4	5	6	7
Mode	*Counts	Time	NOTUSED	NOTUSED	NOTUSED	NOTUSED	NOTUSED
Elem	Sc	--	--	--	--	--	--
Wavlen	361.384	--	--	--	--	--	--
Avge	887518	10000	--	--	--	--	--
SDev	10411.44	.0000000	--	--	--	--	--
%RSD	1.173096	.0000000	--	--	--	--	--
#1	894880	10000	--	--	--	--	--
#2	880156	10000	--	--	--	--	--

Method: DAILY2 Sample Name: 297136I DF10 Operator:
Run Time: 07/03/07 20:52:36
Comment:
Mode: CONC Corr. Factor: 1

011112

Elem	Ag3280	Al3082	As1890	B_2496	Ba4934	Be3130	Bi2230
Units	ppm	ppm	ppm	ppm	ppm	ppm	ppm
Avge	.0007	11.09	.0033	.0158	.1551	.0005	.0025
SDev	.0004	.01	.0026	.0014	.0004	.0001	.0008
%RSD	65.55	.0782	77.01	8.700	.2423	12.92	31.13
#1	.0004	11.09	.0052	.0149	.1554	.0005	.0031
#2	.0010	11.08	.0015	.0168	.1549	.0005	.0020

Elem	Ca3179	Cd2265	Co2286	Cr2677	Cu3247	Fe2714	K_7664
Units	ppm	ppm	ppm	ppm	ppm	ppm	ppm
Avge	11.57	.0002	.0033	.0850	.0130	4.553	2.994
SDev	.01	.0001	.0004	.0010	.0002	.019	.015
%RSD	.1017	39.64	13.61	1.124	1.356	.4184	.5126
#1	11.58	.0001	.0036	.0856	.0129	4.540	3.005
#2	11.56	.0002	.0030	.0843	.0131	4.567	2.983

Elem	La3988	Li6707	Mg2790	Mn2576	Mo2020	Na3302	Na5889
Units	ppm	ppm	ppm	ppm	ppm	ppm	ppm
Avge	.0065	.0057	1.890	.1071	.0029	2.485	4.254
SDev	.0001	.0000	.003	.0001	.0000	.122	.042
%RSD	1.851	.4249	.1496	.0809	.5485	4.926	.9782
#1	.0065	.0057	1.888	.1072	.0029	2.572	4.283
#2	.0066	.0057	1.892	.1071	.0029	2.399	4.224

Elem	Ni2316	P_1782	2203/1	2203/2	Pd3404	S_1820	Sb2068
Units	ppm	ppm	ppm	ppm	ppm	ppm	ppm
Avge	.0369	.1990	.0036	.0059	-.0006	.1610	.0018
SDev	.0014	.0215	.0040	.0020	.0020	.0120	.0050
%RSD	3.849	10.80	113.4	33.68	309.5	7.441	279.3
#1	.0379	.1838	.0007	.0045	-.0021	.1526	.0053
#2	.0359	.2142	.0064	.0074	.0008	.1695	-.0017

Elem	Sc3613	1960/1	1960/2	Si2881	Pb220	Se196	Sn1899
Units	%R	ppm	ppm	ppm	ppm	ppm	ppm
Avge	101.3	.0047	-.0004	-.0023	.0052	.0013	.0174
SDev	3.2	.0100	.0038	.0023	.0027	.0008	.0020
%RSD	3.127	210.0	857.4	99.89	51.96	62.41	11.31
#1	103.6	-.0023	.0022	-.0039	.0033	.0007	.0160
#2	99.07	.0118	-.0031	-.0007	.0071	.0019	.0188

Elem	Sr4215	Th2837	Ti3349	Tl1908	U_4090	V_2924	W_2079
Units	ppm	ppm	ppm	ppm	ppm	ppm	ppm
Avge	.1349	-.0004	.5800	-.0099	.0037	.0108	.0129
SDev	.0004	.0007	.0034	.0053	.0228	.0005	.0030
%RSD	.2914	175.6	.5787	52.85	617.1	4.348	23.07
#1	.1352	.0001	.5823	-.0062	.0198	.0112	.0108
#2	.1347	-.0009	.5776	-.0136	-.0124	.0105	.0151

011113

Elem	Y_3710	Zn2062	Zr3496
Units	ppm	ppm	ppm
Avge	.0029	.0291	.0108
SDev	.0001	.0006	.0010
%RSD	3.213	1.939	9.460
#1	.0029	.0287	.0116
#2	.0028	.0295	.0101

IntStd	1	2	3	4	5	6	7
Mode	*Counts	Time	NOTUSED	NOTUSED	NOTUSED	NOTUSED	NOTUSED
Elem	Sc	--	--	--	--	--	--
Wavlen	361.384	--	--	--	--	--	--
Avge	871632	10000	--	--	--	--	--
SDev	27204.52	.0000000	--	--	--	--	--
%RSD	3.121103	.0000000	--	--	--	--	--
#1	890868	10000	--	--	--	--	--
#2	852395	10000	--	--	--	--	--

Analysis Report 07/03/07 09:01:58 PM

Method: DAILY2 Sample Name: 297137I DF10 Operator:
Run Time: 07/03/07 20:57:22
Comment:
Mode: CONC Corr. Factor: 1

011114

Elem	Ag3280	Al3082	As1890	B_2496	Ba4934	Be3130	Bi2230
Units	ppm	ppm	ppm	ppm	ppm	ppm	ppm
Avge	-.0001	12.80	.0007	.0227	.0441	.0009	-.0029
SDev	.0006	.03	.0058	.0001	.0002	.0000	.0017
%RSD	443.5	.2141	892.9	.3583	.5133	.1693	57.03
#1	-.0006	12.78	.0048	.0226	.0440	.0009	-.0041
#2	.0003	12.81	-.0035	.0227	.0443	.0009	-.0017

Elem	Ca3179	Cd2265	Co2286	Cr2677	Cu3247	Fe2714	K_7664
Units	ppm	ppm	ppm	ppm	ppm	ppm	ppm
Avge	1.934	.0002	.0008	.0130	.0039	2.493	5.265
SDev	.018	.0001	.0015	.0005	.0001	.010	.009
%RSD	.9191	47.35	197.2	3.855	2.416	.4171	.1617
#1	1.922	.0003	-.0003	.0126	.0038	2.500	5.271
#2	1.947	.0002	.0019	.0133	.0040	2.485	5.259

Elem	La3988	Li6707	Mg2790	Mn2576	Mo2020	Na3302	Na5889
Units	ppm	ppm	ppm	ppm	ppm	ppm	ppm
Avge	.0049	.0062	.6968	.0975	.0002	3.196	5.209
SDev	.0008	.0001	.0071	.0004	.0000	.014	.019
%RSD	15.96	.7408	1.020	.4115	2.092	.4240	.3694
#1	.0043	.0063	.6918	.0972	.0002	3.206	5.223
#2	.0054	.0062	.7019	.0978	.0002	3.186	5.195

Elem	Ni2316	P_1782	2203/1	2203/2	Pd3404	S_1820	Sb2068
Units	ppm	ppm	ppm	ppm	ppm	ppm	ppm
Avge	.0025	.0328	.0031	.0059	-.0022	.0307	.0023
SDev	.0005	.0041	.0033	.0022	.0008	.0070	.0010
%RSD	18.60	12.43	103.7	37.17	37.15	22.89	45.62
#1	.0028	.0299	.0008	.0075	-.0016	.0258	.0015
#2	.0022	.0357	.0055	.0044	-.0028	.0357	.0030

Elem	Sc3613	1960/1	1960/2	Si2881	Pb220	Se196	Sn1899
Units	%R	ppm	ppm	ppm	ppm	ppm	ppm
Avge	101.5	.0061	.0026	-.0052	.0050	.0038	-.0013
SDev	1.1	.0029	.0010	.0038	.0004	.0003	.0002
%RSD	1.061	46.64	36.65	72.73	7.669	8.052	16.17
#1	102.3	.0081	.0020	-.0078	.0053	.0040	-.0012
#2	100.8	.0041	.0033	-.0025	.0048	.0036	-.0015

Elem	Sr4215	Th2837	Ti3349	Tl1908	U_4090	V_2924	W_2079
Units	ppm	ppm	ppm	ppm	ppm	ppm	ppm
Avge	.0297	.0045	.2367	-.0056	-.0149	.0035	.0071
SDev	.0001	.0021	.0003	.0002	.0224	.0003	.0006
%RSD	.4292	45.26	.1374	3.562	150.4	8.570	7.718
#1	.0296	.0031	.2370	-.0055	-.0307	.0033	.0067
#2	.0298	.0060	.2365	-.0058	.0009	.0037	.0075

011115

Elem	Y_3710	Zn2062	Zr3496
Units	ppm	ppm	ppm
Avge	.0051	.0161	.0132
SDev	.0002	.0001	.0007
%RSD	4.458	.5297	5.444
#1	.0050	.0161	.0127
#2	.0053	.0160	.0137

IntStd	1	2	3	4	5	6	7
Mode	*Counts	Time	NOTUSED	NOTUSED	NOTUSED	NOTUSED	NOTUSED
Elem	Sc	--	--	--	--	--	--
Wavlen	361.384	--	--	--	--	--	--
Avge	873626	10000	--	--	--	--	--
SDev	9250.371	.0000000	--	--	--	--	--
%RSD	1.058848	.0000000	--	--	--	--	--
#1	880167	10000	--	--	--	--	--
#2	867085	10000	--	--	--	--	--

Method: DAILY2 Sample Name: 297138I DF10 Operator:
Run Time: 07/03/07 21:02:10
Comment:
Mode: CONC Corr. Factor: 1

011116

Elem	Ag3280	Al3082	As1890	B_2496	Ba4934	Be3130	Bi2230
Units	ppm	ppm	ppm	ppm	ppm	ppm	ppm
Avge	-.0007	12.45	.0032	.0073	.0382	.0008	-.0053
SDev	.0008	.00	.0031	.0021	.0003	.0000	.0014
%RSD	103.5	.0222	98.01	28.90	.7779	4.958	25.94
#1	-.0002	12.45	.0054	.0058	.0380	.0009	-.0063
#2	-.0013	12.45	.0010	.0088	.0384	.0008	-.0044

Elem	Ca3179	Cd2265	Co2286	Cr2677	Cu3247	Fe2714	K_7664
Units	ppm	ppm	ppm	ppm	ppm	ppm	ppm
Avge	2.396	-.0002	.0000	.0178	.0091	4.775	5.073
SDev	.003	.0001	.0008	.0027	.0012	.028	.003
%RSD	.1356	28.18	2433.	15.08	13.20	.5882	.0493
#1	2.398	-.0002	.0006	.0159	.0083	4.795	5.071
#2	2.394	-.0003	-.0005	.0197	.0100	4.755	5.074

Elem	La3988	Li6707	Mg2790	Mn2576	Mo2020	Na3302	Na5889
Units	ppm	ppm	ppm	ppm	ppm	ppm	ppm
Avge	.0066	.0069	.7402	.1693	.0039	3.371	5.772
SDev	.0013	.0001	.0113	.0001	.0005	.184	.059
%RSD	19.99	1.158	1.529	.0875	12.91	5.465	1.017
#1	.0075	.0069	.7482	.1692	.0035	3.501	5.730
#2	.0056	.0068	.7322	.1694	.0042	3.241	5.813

Elem	Ni2316	P_1782	2203/1	2203/2	Pd3404	S_1820	Sb2068
Units	ppm	ppm	ppm	ppm	ppm	ppm	ppm
Avge	.0034	.0246	.0072	.0058	-.0086	.0405	.0034
SDev	.0009	.0143	.0033	.0006	.0058	.0014	.0018
%RSD	27.96	58.26	45.97	9.801	66.61	3.492	53.55
#1	.0040	.0347	.0049	.0054	-.0046	.0415	.0046
#2	.0027	.0145	.0096	.0062	-.0127	.0395	.0021

Elem	Sc3613	1960/1	1960/2	Si2881	Pb220	Se196	Sn1899
Units	%R	ppm	ppm	ppm	ppm	ppm	ppm
Avge	101.5	.0078	-.0013	-.0098	.0063	.0017	.0008
SDev	2.0	.0027	.0020	.0065	.0015	.0022	.0013
%RSD	2.010	34.60	148.8	66.40	23.66	128.1	167.6
#1	100.1	.0059	-.0027	-.0052	.0052	.0002	.0017
#2	103.0	.0097	.0001	-.0144	.0073	.0033	-.0001

Elem	Sr4215	Th2837	Ti3349	Tl1908	U_4090	V_2924	W_2079
Units	ppm	ppm	ppm	ppm	ppm	ppm	ppm
Avge	.0255	.0047	.1939	-.0071	-.0438	.0007	.0064
SDev	.0001	.0055	.0003	.0012	.0587	.0020	.0006
%RSD	.2348	115.8	.1547	17.55	134.0	308.3	10.10
#1	.0255	.0009	.1937	-.0079	-.0023	-.0008	.0060
#2	.0254	.0086	.1941	-.0062	-.0853	.0021	.0069

011117

Elem	Y_3710	Zn2062	Zr3496
Units	ppm	ppm	ppm
Avge	.0067	.0411	.0229
SDev	.0003	.0004	.0011
%RSD	3.998	.8731	5.016
#1	.0065	.0414	.0221
#2	.0069	.0409	.0237

IntStd	1	2	3	4	5	6	7
Mode	*Counts	Time	NOTUSED	NOTUSED	NOTUSED	NOTUSED	NOTUSED
Elem	Sc	--	--	--	--	--	--
Wavlen	361.384	--	--	--	--	--	--
Avge	873420	10000	--	--	--	--	--
SDev	17573.72	.0000000	--	--	--	--	--
%RSD	2.012058	.0000000	--	--	--	--	--
#1	860994	10000	--	--	--	--	--
#2	885847	10000	--	--	--	--	--

Method: DAILY2 Sample Name: 297139I DF10 Operator:
Run Time: 07/03/07 21:06:56
Comment:
Mode: CONC Corr. Factor: 1

011118

Elem	Ag3280	Al3082	As1890	B_2496	Ba4934	Be3130	Bi2230
Units	ppm	ppm	ppm	ppm	ppm	ppm	ppm
Avge	-.0002	13.85	.0056	-.0016	.1598	.0006	.0025
SDev	.0002	.04	.0022	.0006	.0005	.0001	.0014
%RSD	77.67	.3051	39.41	35.95	.2853	7.025	56.38
#1	-.0001	13.82	.0041	-.0012	.1595	.0007	.0015
#2	-.0003	13.88	.0072	-.0020	.1602	.0006	.0035

Elem	Ca3179	Cd2265	Co2286	Cr2677	Cu3247	Fe2714	K_7664
Units	ppm	ppm	ppm	ppm	ppm	ppm	ppm
Avge	3.010	-.0000	.0001	.0194	.3431	5.817	5.236
SDev	.020	.0002	.0001	.0004	.0012	.029	.047
%RSD	.6485	392.5	36.34	1.982	.3516	.5071	.8942
#1	3.024	.0001	.0001	.0197	.3422	5.838	5.203
#2	2.996	-.0002	.0002	.0192	.3439	5.796	5.269

Elem	La3988	Li6707	Mg2790	Mn2576	Mo2020	Na3302	Na5889
Units	ppm	ppm	ppm	ppm	ppm	ppm	ppm
Avge	.0162	.0054	.6131	.1579	.0037	3.891	6.486
SDev	.0004	.0000	.0042	.0003	.0017	.184	.090
%RSD	2.749	.0814	.6786	.1962	45.50	4.726	1.394
#1	.0165	.0054	.6101	.1581	.0025	4.021	6.422
#2	.0159	.0054	.6160	.1577	.0049	3.761	6.550

Elem	Ni2316	P_1782	2203/1	2203/2	Pd3404	S_1820	Sb2068
Units	ppm	ppm	ppm	ppm	ppm	ppm	ppm
Avge	.0043	.0547	.0093	.0066	-.0056	.0344	-.0034
SDev	.0015	.0029	.0013	.0014	.0079	.0162	.0010
%RSD	35.58	5.277	13.71	22.00	140.3	47.13	30.34
#1	.0053	.0568	.0102	.0076	-.0000	.0459	-.0027
#2	.0032	.0527	.0084	.0056	-.0111	.0229	-.0041

Elem	Sc3613	1960/1	1960/2	Si2881	Pb220	Se196	Sn1899
Units	%R	ppm	ppm	ppm	ppm	ppm	ppm
Avge	101.3	.0086	.0013	-.0061	.0075	.0038	.0060
SDev	3.7	.0008	.0009	.0006	.0014	.0003	.0014
%RSD	3.701	9.601	66.08	10.36	18.55	7.977	23.01
#1	98.61	.0080	.0019	-.0057	.0085	.0040	.0050
#2	103.9	.0092	.0007	-.0066	.0065	.0035	.0070

Elem	Sr4215	Th2837	Ti3349	Tl1908	U_4090	V_2924	W_2079
Units	ppm	ppm	ppm	ppm	ppm	ppm	ppm
Avge	.0275	.0028	.2731	-.0045	-.0297	.0015	.0383
SDev	.0001	.0022	.0002	.0000	.0038	.0003	.0026
%RSD	.2468	77.22	.0673	.2508	12.63	17.52	6.685
#1	.0275	.0044	.2733	-.0045	-.0324	.0016	.0401
#2	.0276	.0013	.2730	-.0045	-.0271	.0013	.0365

011119

Elem	Y_3710	Zn2062	Zr3496
Units	ppm	ppm	ppm
Avge	.0054	.0496	.0245
SDev	.0001	.0005	.0014
%RSD	1.331	.9204	5.567
#1	.0054	.0492	.0254
#2	.0053	.0499	.0235

IntStd	1	2	3	4	5	6	7
Mode	*Counts	Time	NOTUSED	NOTUSED	NOTUSED	NOTUSED	NOTUSED
Elem	Sc	--	--	--	--	--	--
Wavlen	361.384	--	--	--	--	--	--
Avge	871192	10000	--	--	--	--	--
SDev	32316.90	.0000000	--	--	--	--	--
%RSD	3.709506	.0000000	--	--	--	--	--
#1	848340	10000	--	--	--	--	--
#2	894043	10000	--	--	--	--	--

Method: DAILY2 Sample Name: 297140I DF10 Operator: 011120
Run Time: 07/03/07 21:11:42
Comment:
Mode: CONC Corr. Factor: 1

Elem	Ag3280	Al3082	As1890	B_2496	Ba4934	Be3130	Bi2230
Units	ppm	ppm	ppm	ppm	ppm	ppm	ppm
Avge	-.0001	12.26	.0032	-.0020	.0405	.0008	.0046
SDev	.0011	.01	.0022	.0020	.0003	.0000	.0038
%RSD	1199.	.1068	67.92	100.4	.6192	2.747	82.59
#1	.0007	12.27	.0017	-.0034	.0407	.0007	.0019
#2	-.0009	12.25	.0047	-.0006	.0403	.0008	.0073

Elem	Ca3179	Cd2265	Co2286	Cr2677	Cu3247	Fe2714	K_7664
Units	ppm	ppm	ppm	ppm	ppm	ppm	ppm
Avge	4.751	.0002	.0005	.0206	.0474	6.758	5.368
SDev	.009	.0006	.0007	.0002	.0002	.029	.017
%RSD	.1820	266.0	146.8	.8837	.3429	.4318	.3074
#1	4.745	.0006	.0010	.0205	.0473	6.779	5.380
#2	4.757	-.0002	-.0000	.0208	.0475	6.738	5.356

Elem	La3988	Li6707	Mg2790	Mn2576	Mo2020	Na3302	Na5889
Units	ppm	ppm	ppm	ppm	ppm	ppm	ppm
Avge	.0083	.0059	.4608	.1734	.0033	3.448	6.050
SDev	.0016	.0000	.0125	.0004	.0003	.172	.021
%RSD	19.58	.3866	2.709	.2159	7.693	4.988	.3541
#1	.0094	.0060	.4696	.1731	.0031	3.569	6.065
#2	.0071	.0059	.4520	.1736	.0035	3.326	6.035

Elem	Ni2316	P_1782	2203/1	2203/2	Pd3404	S_1820	Sb2068
Units	ppm	ppm	ppm	ppm	ppm	ppm	ppm
Avge	.0077	.0205	.0086	.0051	-.0062	.1128	.0047
SDev	.0003	.0009	.0001	.0017	.0005	.0085	.0021
%RSD	4.084	4.164	1.588	33.99	7.422	7.531	43.55
#1	.0074	.0199	.0087	.0063	-.0059	.1068	.0062
#2	.0079	.0212	.0085	.0038	-.0066	.1188	.0033

Elem	Sc3613	1960/1	1960/2	Si2881	Pb220	Se196	Sn1899
Units	%R	ppm	ppm	ppm	ppm	ppm	ppm
Avge	98.64	.0046	-.0008	-.0015	.0063	.0010	.0011
SDev	1.03	.0011	.0010	.0025	.0012	.0010	.0013
%RSD	1.041	23.32	128.9	165.1	19.05	96.77	110.9
#1	99.37	.0053	-.0001	.0002	.0071	.0017	.0002
#2	97.92	.0038	-.0014	-.0032	.0054	.0003	.0020

Elem	Sr4215	Th2837	Ti3349	Tl1908	U_4090	V_2924	W_2079
Units	ppm	ppm	ppm	ppm	ppm	ppm	ppm
Avge	.0184	.0026	.1617	-.0056	-.0177	.0006	.0237
SDev	.0001	.0009	.0001	.0055	.0488	.0001	.0000
%RSD	.5671	34.67	.0645	97.34	276.2	12.76	.1756
#1	.0185	.0032	.1617	-.0018	.0168	.0005	.0237
#2	.0184	.0020	.1616	-.0095	-.0521	.0006	.0237

011121

Elem	Y_3710	Zn2062	Zr3496
Units	ppm	ppm	ppm
Avge	.0062	.0998	.0142
SDev	.0001	.0002	.0006
%RSD	1.656	.1635	4.062
#1	.0063	.0996	.0146
#2	.0061	.0999	.0138

IntStd	1	2	3	4	5	6	7
Mode	*Counts	Time	NOTUSED	NOTUSED	NOTUSED	NOTUSED	NOTUSED
Elem	Sc	--	--	--	--	--	--
Wavlen	361.384	--	--	--	--	--	--
Avge	848594	10000	--	--	--	--	--
SDev	8798.529	.0000000	--	--	--	--	--
%RSD	1.036836	.0000000	--	--	--	--	--
#1	854816	10000	--	--	--	--	--
#2	842373	10000	--	--	--	--	--

Method: DAILY2 Sample Name: 297141I DF10 Operator:
Run Time: 07/03/07 21:16:27
Comment:
Mode: CONC Corr. Factor: 1

011122

Elem	Ag3280	Al3082	As1890	B_2496	Ba4934	Be3130	Bi2230
Units	ppm	ppm	ppm	ppm	ppm	ppm	ppm
Avge	.0006	10.07	.0024	.0185	.1643	.0005	-.0019
SDev	.0000	.00	.0017	.0004	.0001	.0000	.0078
%RSD	6.683	.0345	69.19	2.060	.0331	3.576	412.5
#1	.0006	10.07	.0012	.0187	.1643	.0005	-.0074
#2	.0006	10.06	.0036	.0182	.1644	.0005	.0036

Elem	Ca3179	Cd2265	Co2286	Cr2677	Cu3247	Fe2714	K_7664
Units	ppm	ppm	ppm	ppm	ppm	ppm	ppm
Avge	7.423	.0002	.0156	1.728	.0943	10.81	2.583
SDev	.005	.0001	.0001	.004	.0010	.04	.014
%RSD	.0615	43.56	.8256	.2184	1.036	.3382	.5341
#1	7.426	.0001	.0155	1.731	.0936	10.84	2.592
#2	7.420	.0002	.0157	1.726	.0950	10.78	2.573

Elem	La3988	Li6707	Mg2790	Mn2576	Mo2020	Na3302	Na5889
Units	ppm	ppm	ppm	ppm	ppm	ppm	ppm
Avge	.0062	.0042	1.480	.2593	.0374	2.327	3.901
SDev	.0001	.0000	.003	.0002	.0015	.054	.017
%RSD	1.015	.7834	.2317	.0690	4.091	2.329	.4424
#1	.0061	.0042	1.482	.2594	.0363	2.288	3.889
#2	.0062	.0042	1.477	.2592	.0385	2.365	3.913

Elem	Ni2316	P_1782	2203/1	2203/2	Pd3404	S_1820	Sb2068
Units	ppm	ppm	ppm	ppm	ppm	ppm	ppm
Avge	.8009	.2002	.0058	.0037	-.0004	.1491	-.0002
SDev	.0001	.0020	.0074	.0021	.0028	.0066	.0007
%RSD	.0160	1.013	128.4	55.33	741.1	4.452	410.2
#1	.8010	.2016	.0110	.0023	.0016	.1538	.0003
#2	.8008	.1987	.0005	.0051	-.0024	.1444	-.0006

Elem	Sc3613	1960/1	1960/2	Si2881	Pb220	Se196	Sn1899
Units	%R	ppm	ppm	ppm	ppm	ppm	ppm
Avge	98.61	.0059	-.0007	.0076	.0044	.0015	.0028
SDev	.22	.0020	.0011	.0056	.0011	.0001	.0008
%RSD	.2207	33.62	162.9	73.88	25.15	4.585	26.54
#1	98.46	.0045	.0001	.0116	.0052	.0016	.0023
#2	98.77	.0073	-.0014	.0037	.0036	.0015	.0033

Elem	Sr4215	Th2837	Ti3349	Tl1908	U_4090	V_2924	W_2079
Units	ppm	ppm	ppm	ppm	ppm	ppm	ppm
Avge	.0818	-.0001	.5162	-.0076	.0044	.0164	.0220
SDev	.0002	.0026	.0004	.0100	.0041	.0005	.0011
%RSD	.1907	2321.	.0800	132.6	92.87	2.984	4.804
#1	.0817	-.0019	.5165	-.0005	.0073	.0160	.0228
#2	.0819	.0017	.5159	-.0147	.0015	.0167	.0213

011123

Elem	Y_3710	Zn2062	Zr3496
Units	ppm	ppm	ppm
Avge	.0027	.0295	.0135
SDev	.0000	.0001	.0001
%RSD	.2142	.2174	.4072
#1	.0027	.0296	.0135
#2	.0027	.0295	.0136

IntStd	1	2	3	4	5	6	7
Mode	*Counts	Time	NOTUSED	NOTUSED	NOTUSED	NOTUSED	NOTUSED
Elem	Sc	--	--	--	--	--	--
Wavlen	361.384	--	--	--	--	--	--
Avge	848316	10000	--	--	--	--	--
SDev	1868.176	.0000000	--	--	--	--	--
%RSD	.2202217	.0000000	--	--	--	--	--
#1	846995	10000	--	--	--	--	--
#2	849637	10000	--	--	--	--	--

Analysis Report 07/03/07 09:25:47 PM page 1

Method: DAILY2 Sample Name: CCV5 Operator:
Run Time: 07/03/07 21:21:13
Comment:
Mode: CONC Corr. Factor: 1

011124

Elem	Ag3280	Al3082	As1890	B_2496	Ba4934	Be3130	Bi2230
Units	ppm	ppm	ppm	ppm	ppm	ppm	ppm
Avge	.9884	9.723	5.135	4.981	10.08	.9797	5.089
SDev	.0021	.022	.013	.041	.02	.0022	.018
%RSD	.2128	.2254	.2516	.8166	.1858	.2243	.3512
#1	.9899	9.707	5.125	4.952	10.07	.9813	5.077
#2	.9869	9.738	5.144	5.010	10.09	.9782	5.102
Errors	LC Pass	LC Pass	LC Pass	LC Pass	LC Pass	LC Pass	LC Pass
High	1.100	11.00	5.500	5.500	11.00	1.100	5.500
Low	.9000	9.000	4.500	4.500	9.000	.9000	4.500

Elem	Ca3179	Cd2265	Co2286	Cr2677	Cu3247	Fe2714	K_7664
Units	ppm	ppm	ppm	ppm	ppm	ppm	ppm
Avge	19.71	1.000	5.072	1.976	2.058	10.18	18.67
SDev	.08	.003	.006	.006	.008	.10	.10
%RSD	.4276	.2971	.1248	.3276	.4031	.9940	.5537
#1	19.77	1.002	5.077	1.981	2.052	10.25	18.59
#2	19.65	.9981	5.068	1.972	2.064	10.11	18.74
Errors	LC Pass	LC Pass	LC Pass	LC Pass	LC Pass	LC Pass	LC Pass
High	22.00	1.100	5.500	2.200	2.200	11.00	22.00
Low	18.00	.9000	4.500	1.800	1.800	9.000	18.00

Elem	La3988	Li6707	Mg2790	Mn2576	Mo2020	Na3302	Na5889
Units	ppm	ppm	ppm	ppm	ppm	ppm	ppm
Avge	4.907	4.753	19.87	1.020	5.059	27.60	H44.95
SDev	.006	.026	.07	.001	.020	.03	.25
%RSD	.1147	.5401	.3344	.0981	.4017	.0916	.5534
#1	4.903	4.735	19.91	1.021	5.074	27.62	H44.78
#2	4.911	4.772	19.82	1.019	5.045	27.59	H45.13
Errors	LC Pass	LC Pass	LC Pass	LC Pass	LC Pass	LC Pass	LC High
High	5.500	5.500	22.00	1.100	5.500	33.00	33.00
Low	4.500	4.500	18.00	.9000	4.500	27.00	27.00

Elem	Ni2316	P_1782	2203/1	2203/2	Pd3404	S_1820	Sb2068
Units	ppm	ppm	ppm	ppm	ppm	ppm	ppm
Avge	4.949	5.096	5.001	5.043	1.005	1.022	.9989
SDev	.007	.014	.040	.046	.005	.006	.0059
%RSD	.1363	.2781	.7905	.9090	.5269	.5534	.5911
#1	4.954	5.106	5.029	5.075	1.008	1.018	.9948
#2	4.944	5.086	4.973	5.010	1.001	1.026	1.003
Errors	LC Pass	LC Pass	NOCHECK	NOCHECK	LC Pass	LC Pass	LC Pass
High	5.500	5.500			1.100	1.100	1.100
Low	4.500	4.500			.9000	.9000	.9000

Elem	Sc3613	1960/1	1960/2	Si2881	Pb220	Se196	Sn1899

011125

Units	%R	ppm	ppm	ppm	ppm	ppm	ppm
Avge	100.4	5.108	5.181	5.065	5.029	5.157	4.747
SDev	2.6	.006	.023	.011	.044	.018	.007
%RSD	2.550	.1188	.4529	.2226	.8698	.3426	.1401
#1	98.63	5.112	5.198	5.073	5.060	5.169	4.751
#2	102.3	5.103	5.164	5.057	4.998	5.144	4.742
Errors	NOCHECK	NOCHECK	NOCHECK	LC Pass	LC Pass	LC Pass	LC Pass
High				5.500	5.500	5.500	5.500
Low				4.500	4.500	4.500	4.500

Elem	Sr4215	Th2837	Ti3349	Tl1908	U_4090	V_2924	W_2079
Units	ppm	ppm	ppm	ppm	ppm	ppm	ppm
Avge	4.961	.9983	4.849	5.306	.9782	4.998	1.053
SDev	.027	.0099	.001	.007	.0356	.007	.003
%RSD	.5368	.9933	.0295	.1375	3.644	.1310	.3285
#1	4.943	.9913	4.848	5.301	1.003	5.003	1.055
#2	4.980	1.005	4.850	5.311	.9530	4.993	1.051
Errors	LC Pass	LC Pass	LC Pass	LC Pass	LC Pass	LC Pass	LC Pass
High	5.500	1.100	5.500	5.500	1.100	5.500	1.100
Low	4.500	.9000	4.500	4.500	.9000	4.500	.9000

Elem	Y_3710	Zn2062	Zr3496
Units	ppm	ppm	ppm
Avge	4.981	1.008	4.833
SDev	.011	.005	.021
%RSD	.2192	.5193	.4339
#1	4.973	1.012	4.818
#2	4.989	1.004	4.848
Errors	LC Pass	LC Pass	LC Pass
High	5.500	1.100	5.500
Low	4.500	.9000	4.500

011126

IntStd	1	2	3	4	5	6	7
Mode	*Counts	Time	NOTUSED	NOTUSED	NOTUSED	NOTUSED	NOTUSED
Elem	Sc	--	--	--	--	--	--
Wavlen	361.384	--	--	--	--	--	--
Avge	864056	10000	--	--	--	--	--
SDev	22051.12	.0000000	--	--	--	--	--
%RSD	2.552046	.0000000	--	--	--	--	--
#1	848464	10000	--	--	--	--	--
#2	879649	10000	--	--	--	--	--

Analysis Report 07/03/07 09:30:34 PM page 1

Method: DAILY2 Sample Name: CCB5 Operator: 011127
Run Time: 07/03/07 21:26:00
Comment:
Mode: CONC Corr. Factor: 1

Elem	Ag3280	Al3082	As1890	B_2496	Ba4934	Be3130	Bi2230
Units	ppm	ppm	ppm	ppm	ppm	ppm	ppm
Avge	-.0001	.0164	.0013	.0072	.0000	.0001	.0035
SDev	.0009	.0014	.0018	.0029	.0000	.0000	.0155
%RSD	658.6	8.344	139.4	41.17	349.9	3.976	436.9
#1	.0005	.0155	.0000	.0093	.0000	.0001	H.0145
#2	-.0008	.0174	.0026	.0051	-.0000	.0001	-.0074
Errors	LC Pass	LC Pass	LC Pass	LC Pass	LC Pass	LC Pass	LC Pass
High	.0050	.0500	.0050	.0500	.0050	.0050	.0100
Low	-.0050	-.0500	-.0050	-.0500	-.0050	-.0050	-.0100

Elem	Ca3179	Cd2265	Co2286	Cr2677	Cu3247	Fe2714	K_7664
Units	ppm	ppm	ppm	ppm	ppm	ppm	ppm
Avge	-.0010	.0000	-.0013	.0003	-.0006	-.0392	-.0210
SDev	.0010	.0002	.0002	.0001	.0001	.0151	.0202
%RSD	104.9	495.6	11.22	15.39	20.34	38.56	96.00
#1	-.0002	.0002	-.0012	.0004	-.0007	-.0285	-.0067
#2	-.0017	-.0001	-.0015	.0003	-.0005	-.0499	-.0353
Errors	LC Pass	LC Pass	LC Pass	LC Pass	LC Pass	LC Pass	LC Pass
High	.0500	.0050	.0050	.0050	.0050	.0500	.1000
Low	-.0500	-.0050	-.0050	-.0050	-.0050	-.0500	-.1000

Elem	La3988	Li6707	Mg2790	Mn2576	Mo2020	Na3302	Na5889
Units	ppm	ppm	ppm	ppm	ppm	ppm	ppm
Avge	-.0009	-.0001	-.0058	-.0000	.0005	L-.2229	-.0039
SDev	.0005	.0001	.0024	.0000	.0009	.0364	.0029
%RSD	53.23	132.4	41.68	56.63	183.9	16.33	75.11
#1	-.0006	-.0000	-.0041	-.0000	-.0001	L-.1971	-.0018
#2	-.0013	-.0001	-.0075	-.0000	.0011	L-.2486	-.0060
Errors	LC Pass	LC Pass	LC Pass	LC Pass	LC Pass	LC Low	LC Pass
High	.0050	.0050	.0500	.0050	.0050	.0500	.0500
Low	-.0050	-.0050	-.0500	-.0050	-.0050	-.0500	-.0500

Elem	Ni2316	P_1782	2203/1	2203/2	Pd3404	S_1820	Sb2068
Units	ppm	ppm	ppm	ppm	ppm	ppm	ppm
Avge	-.0001	.0058	-.0065	.0027	-.0048	.0045	-.0026
SDev	.0000	.0152	.0023	.0006	.0034	.0181	.0004
%RSD	28.86	262.2	35.41	24.20	71.50	398.3	13.45
#1	-.0001	-.0050	-.0049	.0022	-.0024	-.0082	-.0024
#2	-.0001	H.0166	-.0082	.0031	L-.0072	.0173	-.0029
Errors	LC Pass	LC Pass	NOCHECK	NOCHECK	LC Pass	LC Pass	LC Pass
High	.0050	.0100			.0050	.0200	.0100
Low	-.0050	-.0100			-.0050	-.0200	-.0100

Elem	Sc3613	1960/1	1960/2	Si2881	Pb220	Se196	Sn1899

011128

Units	%R	ppm	ppm	ppm	ppm	ppm	ppm
Avge	101.0	.0057	.0016	-.0082	-.0004	.0030	.0019
SDev	.5	.0003	.0027	.0021	.0003	.0017	.0013
%RSD	.4608	5.480	168.2	25.09	87.29	57.26	70.57
#1	100.7	.0055	.0036	-.0068	-.0001	.0042	.0009
#2	101.3	.0059	-.0003	-.0097	-.0006	.0018	.0028
Errors	NOCHECK	NOCHECK	NOCHECK	LC Pass	LC Pass	LC Pass	LC Pass
High				.0100	.0050	.0050	.0050
Low				-.0100	-.0050	-.0050	-.0050

Elem	Sr4215	Th2837	Ti3349	Tl1908	U_4090	V_2924	W_2079
Units	ppm	ppm	ppm	ppm	ppm	ppm	ppm
Avge	-.0000	-.0012	.0002	-.0009	-.0367	.0004	.0035
SDev	.0001	.0006	.0001	.0013	.0163	.0003	.0027
%RSD	333.4	51.03	30.71	143.0	44.50	85.03	76.70
#1	.0000	-.0017	.0002	.0000	-.0251	.0006	.0016
#2	-.0001	-.0008	.0002	-.0019	-.0482	.0001	.0054
Errors	LC Pass	LC Pass	LC Pass	LC Pass	LC Pass	LC Pass	LC Pass
High	.0050	.0100	.0050	.0100	.1000	.0050	.0100
Low	-.0050	-.0100	-.0050	-.0100	-.1000	-.0050	-.0100

Elem	Y_3710	Zn2062	Zr3496
Units	ppm	ppm	ppm
Avge	.0001	.0000	-.0004
SDev	.0001	.0000	.0004
%RSD	215.6	3.455	94.34
#1	.0002	.0000	-.0001
#2	-.0000	.0000	-.0006
Errors	LC Pass	LC Pass	LC Pass
High	.0050	.0050	.0050
Low	-.0050	-.0050	-.0050

011129

IntStd	1	2	3	4	5	6	7
Mode	*Counts	Time	NOTUSED	NOTUSED	NOTUSED	NOTUSED	NOTUSED
Elem	Sc	--	--	--	--	--	--
Wavlen	361.384	--	--	--	--	--	--
Avge	869084	10000	--	--	--	--	--
SDev	3991.618	.0000000	--	--	--	--	--
%RSD	.4592905	.0000000	--	--	--	--	--
#1	866261	10000	--	--	--	--	--
#2	871906	10000	--	--	--	--	--

Analysis Report 07/03/07 09:35:20 PM page 1

Method: DAILY2 Sample Name: cri Operator: 011130
Run Time: 07/03/07 21:30:46
Comment:
Mode: CONC Corr. Factor: 1

Elem	Ag3280	Al3082	As1890	B_2496	Ba4934	Be3130	Bi2230
Units	ppm	ppm	ppm	ppm	ppm	ppm	ppm
Avge	.0189	.1026	.0234	.1026	.0208	.0099	.0001
SDev	.0013	.0101	.0022	.0016	.0000	.0001	.0071
%RSD	6.762	9.802	9.333	1.593	.0223	.4615	10470.
#1	.0180	.0955	.0219	.1014	.0208	.0099	-.0050
#2	.0198	.1098	.0250	.1037	.0208	.0100	.0051
Errors	LC Pass	NOCHECK	LC Pass	LC Pass	LC Pass	LC Pass	NOCHECK
High	.0300		.0300	.1500	.0300	.0150	
Low	.0100		.0100	.0500	.0100	.0050	

Elem	Ca3179	Cd2265	Co2286	Cr2677	Cu3247	Fe2714	K_7664
Units	ppm	ppm	ppm	ppm	ppm	ppm	ppm
Avge	-.0023	.0099	.0976	.0201	.0484	.0666	-.0378
SDev	.0017	.0003	.0001	.0004	.0008	.0164	.0237
%RSD	70.53	2.669	.1052	2.081	1.557	24.62	62.76
#1	-.0035	.0097	.0975	.0198	.0479	.0550	-.0545
#2	-.0012	.0101	.0977	.0204	.0489	.0782	-.0210
Errors	NOCHECK	LC Pass	LC Pass	LC Pass	LC Pass	LC Pass	NOCHECK
High		.0150	.1500	.0300	.0750	.1500	
Low		.0050	.0500	.0100	.0250	.0500	

Elem	La3988	Li6707	Mg2790	Mn2576	Mo2020	Na3302	Na5889
Units	ppm	ppm	ppm	ppm	ppm	ppm	ppm
Avge	-.0015	.0716	-.0126	.0298	.0212	-.5507	-.0176
SDev	.0016	.0009	.0105	.0001	.0006	.1005	.0030
%RSD	105.8	1.283	83.41	.2715	2.929	18.24	16.94
#1	-.0027	.0722	-.0200	.0297	.0207	-.6217	-.0197
#2	-.0004	.0709	-.0052	.0298	.0216	-.4797	-.0155
Errors	NOCHECK	LC Pass	NOCHECK	LC Pass	LC Pass	NOCHECK	NOCHECK
High		.1500		.0450	.0300		
Low		.0500		.0150	.0100		

Elem	Ni2316	P_1782	2203/1	2203/2	Pd3404	S_1820	Sb2068
Units	ppm	ppm	ppm	ppm	ppm	ppm	ppm
Avge	.0784	.0977	.0059	.0037	-.0096	.0167	.1204
SDev	.0007	.0077	.0013	.0004	.0048	.0106	.0047
%RSD	.8952	7.872	21.84	11.89	49.32	63.34	3.942
#1	.0789	.0923	.0049	.0040	-.0130	.0092	.1170
#2	.0779	.1032	.0068	.0033	-.0063	.0242	.1237
Errors	LC Pass	LC Pass	NOCHECK	NOCHECK	NOCHECK	NOCHECK	LC Pass
High	.1200	.1500					.1800
Low	.0400	.0500					.0600

Elem	Sc3613	1960/1	1960/2	Si2881	Pb220	Se196	Sn1899

011131

Units	%R	ppm	ppm	ppm	ppm	ppm	ppm
Avge	100.8	.0164	.0051	.0946	.0044	.0089	.0938
SDev	1.8	.0003	.0023	.0054	.0001	.0017	.0026
%RSD	1.751	2.070	45.76	5.715	3.095	18.77	2.725
#1	102.1	.0166	.0067	.0908	.0043	.0100	.0919
#2	99.56	.0161	.0034	.0984	.0045	.0077	.0956
Errors	NOCHECK	NOCHECK	NOCHECK	LC Pass	LC Pass	LC Pass	LC Pass
High				.1500	.0090	.0150	.1500
Low				.0500	.0030	.0050	.0500

Elem	Sr4215	Th2837	Ti3349	Tl1908	U_4090	V_2924	W_2079
Units	ppm	ppm	ppm	ppm	ppm	ppm	ppm
Avge	.0210	.0017	.0201	L.0097	.1377	.0981	.0028
SDev	.0000	.0002	.0001	.0042	.0501	.0009	.0001
%RSD	.0058	10.29	.5418	43.66	36.37	.9539	2.383
#1	.0210	.0016	.0200	L.0067	.1023	.0975	.0029
#2	.0210	.0019	.0202	.0126	.1731	.0988	.0028
Errors	LC Pass	NOCHECK	LC Pass	LC Low	NOCHECK	LC Pass	NOCHECK
High	.0300		.0300	.0300		.1500	
Low	.0100		.0100	.0100		.0500	

Elem	Y_3710	Zn2062	Zr3496
Units	ppm	ppm	ppm
Avge	.0000	.0395	.0827
SDev	.0001	.0001	.0002
%RSD	287.0	.2022	.2897
#1	-.0000	.0396	.0826
#2	.0001	.0394	.0829
Errors	NOCHECK	LC Pass	NOCHECK
High		.0600	
Low		.0200	

011132

IntStd	1	2	3	4	5	6	7
Mode	*Counts	Time	NOTUSED	NOTUSED	NOTUSED	NOTUSED	NOTUSED
Elem	Sc	--	--	--	--	--	--
Wavlen	361.384	--	--	--	--	--	--
Avge	867216	10000	--	--	--	--	--
SDev	15132.08	.0000000	--	--	--	--	--
%RSD	1.744904	.0000000	--	--	--	--	--
#1	877916	10000	--	--	--	--	--
#2	856516	10000	--	--	--	--	--

Analysis Report 07/03/07 09:40:06 PM page 1

Method: DAILY2 Sample Name: icsa Operator: 011133
Run Time: 07/03/07 21:35:32
Comment:
Mode: CONC Corr. Factor: 1

Elem	Ag3280	Al3082	As1890	B_2496	Ba4934	Be3130	Bi2230
Units	ppm	ppm	ppm	ppm	ppm	ppm	ppm
Avge	-.0011	509.1	.0028	-.0180	.0011	.0003	.0024
SDev	.0006	.3	.0073	.0014	.0002	.0000	.0035
%RSD	53.33	.0601	260.2	7.933	17.82	6.334	146.6
#1	-.0007	509.3	-.0024	-.0170	.0010	.0003	-.0001
#2	-.0016	508.8	.0079	-.0190	.0013	.0003	.0048
Errors	NOCHECK	LC Pass	NOCHECK	NOCHECK	NOCHECK	NOCHECK	NOCHECK
High		600.0					
Low		400.0					

Elem	Ca3179	Cd2265	Co2286	Cr2677	Cu3247	Fe2714	K_7664
Units	ppm	ppm	ppm	ppm	ppm	ppm	ppm
Avge	452.1	-.0010	-.0007	-.0005	.0013	189.9	-.0337
SDev	1.0	.0001	.0001	.0013	.0004	.1	.0166
%RSD	.2185	12.02	7.821	278.5	31.85	.0299	49.22
#1	452.8	-.0010	-.0007	-.0014	.0010	189.9	-.0219
#2	451.4	-.0009	-.0008	.0005	.0015	190.0	-.0454
Errors	LC Pass	NOCHECK	NOCHECK	NOCHECK	NOCHECK	LC Pass	NOCHECK
High	600.0					240.0	
Low	400.0					160.0	

Elem	La3988	Li6707	Mg2790	Mn2576	Mo2020	Na3302	Na5889
Units	ppm	ppm	ppm	ppm	ppm	ppm	ppm
Avge	.0003	.0002	537.5	.0016	-.0005	.1429	.0384
SDev	.0005	.0001	.1	.0001	.0012	.1083	.0125
%RSD	201.2	24.97	.0240	5.648	233.2	75.77	32.54
#1	.0006	.0002	537.6	.0016	.0003	.0664	.0472
#2	-.0001	.0002	537.4	.0015	-.0013	.2195	.0295
Errors	NOCHECK	NOCHECK	LC Pass	NOCHECK	NOCHECK	NOCHECK	NOCHECK
High			600.0				
Low			400.0				

Elem	Ni2316	P_1782	2203/1	2203/2	Pd3404	S_1820	Sb2068
Units	ppm	ppm	ppm	ppm	ppm	ppm	ppm
Avge	.0004	-.0219	.0324	-.0205	.0004	.0225	.0066
SDev	.0016	.0104	.0021	.0100	.0043	.0103	.0175
%RSD	444.7	47.53	6.397	48.90	1187.	45.90	263.9
#1	-.0008	-.0293	.0309	-.0134	.0034	.0152	.0190
#2	.0015	-.0145	.0339	-.0276	-.0027	.0297	-.0057
Errors	NOCHECK	NOCHECK	NOCHECK	NOCHECK	NOCHECK	NOCHECK	NOCHECK
High							
Low							

Elem	Sc3613	1960/1	1960/2	Si2881	Pb220	Se196	Sn1899

011134

Units	%R	ppm	ppm	ppm	ppm	ppm	ppm
Avge	93.45	.0139	-.0089	-.0179	-.0029	-.0013	.0003
SDev	.62	.0163	.0045	.0006	.0060	.0025	.0034
%RSD	.6668	117.3	50.13	3.419	208.6	193.5	1209.
#1	93.89	.0024	-.0057	-.0175	.0014	-.0030	-.0021
#2	93.01	.0255	-.0120	-.0183	-.0071	.0005	.0027
Errors	NOCHECK	NOCHECK	NOCHECK	NOCHECK	NOCHECK	NOCHECK	NOCHECK
High							
Low							

Elem	Sr4215	Th2837	Ti3349	Tl1908	U_4090	V_2924	W_2079
Units	ppm	ppm	ppm	ppm	ppm	ppm	ppm
Avge	.0082	-.0315	-.0002	.0144	-.1287	.0001	.0123
SDev	.0000	.0011	.0003	.0134	.0620	.0007	.0047
%RSD	.4728	3.419	148.2	92.49	48.15	896.7	38.53
#1	.0083	-.0323	-.0004	.0050	-.0849	.0006	.0090
#2	.0082	-.0308	.0000	.0239	-.1725	-.0004	.0157
Errors	NOCHECK	NOCHECK	NOCHECK	NOCHECK	NOCHECK	NOCHECK	NOCHECK
High							
Low							

Elem	Y_3710	Zn2062	Zr3496
Units	ppm	ppm	ppm
Avge	-.0014	.0036	.0029
SDev	.0001	.0006	.0003
%RSD	4.323	17.42	8.680
#1	-.0015	.0031	.0028
#2	-.0014	.0040	.0031
Errors	NOCHECK	NOCHECK	NOCHECK
High			
Low			

011135

IntStd	1	2	3	4	5	6	7
Mode	*Counts	Time	NOTUSED	NOTUSED	NOTUSED	NOTUSED	NOTUSED
Elem	Sc	--	--	--	--	--	--
Wavlen	361.384	--	--	--	--	--	--
Avge	803976	10000	--	--	--	--	--
SDev	5306.836	.0000000	--	--	--	--	--
%RSD	.6600736	.0000000	--	--	--	--	--
#1	807729	10000	--	--	--	--	--
#2	800224	10000	--	--	--	--	--

Analysis Report 07/03/07 09:44:52 PM page 1

Method: DAILY2 Sample Name: icsab Operator: 011136
Run Time: 07/03/07 21:40:18
Comment:
Mode: CONC Corr. Factor: 1

Elem	Ag3280	Al3082	As1890	B_2496	Ba4934	Be3130	Bi2230
Units	ppm	ppm	ppm	ppm	ppm	ppm	ppm
Avge	1.111	510.7	1.066	1.051	.5368	.4914	.0019
SDev	.002	.5	.007	.005	.0006	.0004	.0042
%RSD	.1759	.1050	.6733	.4508	.1141	.0888	214.4
#1	1.110	510.4	1.060	1.048	.5364	.4917	.0049
#2	1.113	511.1	1.071	1.054	.5373	.4910	-.0010
Errors	LC Pass	LC Pass	LC Pass	LC Pass	LC Pass	LC Pass	NOCHECK
High	1.200	600.0	1.200	1.200	.6000	.6000	
Low	.8000	400.0	.8000	.8000	.4000	.4000	

Elem	Ca3179	Cd2265	Co2286	Cr2677	Cu3247	Fe2714	K_7664
Units	ppm	ppm	ppm	ppm	ppm	ppm	ppm
Avge	456.4	.9736	.4991	.5008	.5736	191.0	-.0055
SDev	1.0	.0005	.0014	.0027	.0012	.4	.0011
%RSD	.2257	.0490	.2882	.5476	.2025	.2085	19.59
#1	457.1	.9739	.5001	.5027	.5744	191.3	-.0047
#2	455.7	.9733	.4981	.4988	.5728	190.7	-.0062
Errors	LC Pass	LC Pass	LC Pass	LC Pass	LC Pass	LC Pass	NOCHECK
High	600.0	1.200	.6000	.6000	.6000	240.0	
Low	400.0	.8000	.4000	.4000	.4000	160.0	

Elem	La3988	Li6707	Mg2790	Mn2576	Mo2020	Na3302	Na5889
Units	ppm	ppm	ppm	ppm	ppm	ppm	ppm
Avge	-.0004	H1.220	540.7	.5154	1.029	.6063	.0302
SDev	.0000	.001	.9	.0002	.003	.3152	.0004
%RSD	11.82	.0875	.1645	.0440	.2514	51.98	1.268
#1	-.0004	H1.219	541.3	.5152	1.027	.8292	.0299
#2	-.0004	H1.221	540.1	.5156	1.031	.3834	.0305
Errors	NOCHECK	LC High	LC Pass	LC Pass	LC Pass	NOCHECK	NOCHECK
High		1.200	600.0	.6000	1.200		
Low		.8000	400.0	.4000	.8000		

Elem	Ni2316	P_1782	2203/1	2203/2	Pd3404	S_1820	Sb2068
Units	ppm	ppm	ppm	ppm	ppm	ppm	ppm
Avge	.9610	1.021	1.037	1.016	.0126	.0223	1.041
SDev	.0018	.015	.047	.020	.0010	.0005	.021
%RSD	.1850	1.488	4.500	2.013	8.328	2.445	2.049
#1	.9623	1.010	1.070	1.002	.0134	.0227	1.026
#2	.9598	1.032	1.004	1.031	.0119	.0219	1.056
Errors	LC Pass	LC Pass	NOCHECK	NOCHECK	NOCHECK	NOCHECK	LC Pass
High	1.200	1.200					1.200
Low	.8000	.8000					.8000

Elem	Sc3613	1960/1	1960/2	Si2881	Pb220	Se196	Sn1899

011137

Units	%R	ppm	ppm	ppm	ppm	ppm	ppm
Avge	90.55	1.011	1.036	1.044	1.023	1.028	.9455
SDev	.99	.072	.019	.002	.002	.011	.0052
%RSD	1.089	7.160	1.829	.1451	.1869	1.119	.5482
#1	89.86	1.062	1.023	1.043	1.025	1.036	.9492
#2	91.25	.9601	1.049	1.045	1.022	1.020	.9419
Errors	NOCHECK	NOCHECK	NOCHECK	NOCHECK	LC Pass	LC Pass	LC Pass
High					1.200	1.200	1.200
Low					.8000	.8000	.8000

Elem	Sr4215	Th2837	Ti3349	Tl1908	U_4090	V_2924	W_2079
Units	ppm	ppm	ppm	ppm	ppm	ppm	ppm
Avge	1.044	-.0273	.9817	1.030	.9219	.5088	-.0042
SDev	.000	.0023	.0002	.008	.0217	.0016	.0014
%RSD	.0329	8.305	.0185	.7426	2.359	.3190	32.34
#1	1.044	-.0289	.9818	1.024	.9373	.5076	-.0052
#2	1.045	-.0257	.9816	1.035	.9065	.5099	-.0033
Errors	LC Pass	NOCHECK	LC Pass	LC Pass	NOCHECK	LC Pass	NOCHECK
High	1.200		1.200	1.200		.6000	
Low	.8000		.8000	.8000		.4000	

Elem	Y_3710	Zn2062	Zr3496
Units	ppm	ppm	ppm
Avge	-.0014	.9477	.8514
SDev	.0001	.0015	.0014
%RSD	8.649	.1632	.1667
#1	-.0013	.9488	.8524
#2	-.0015	.9467	.8504
Errors	NOCHECK	LC Pass	NOCHECK
High		1.200	
Low		.8000	

011138

IntStd	1	2	3	4	5	6	
Mode	*Counts	Time	NOTUSED	NOTUSED	NOTUSED	NOTUSED	NOTUSED
Elem	Sc	--	--	--	--	--	--
Wavlen	361.384	--	--	--	--	--	--
Avge	779073	10000	--	--	--	--	--
SDev	8514.979	.0000000	--	--	--	--	--
%RSD	1.092963	.0000000	--	--	--	--	--
#1	773052	10000	--	--	--	--	--
#2	785094	10000	--	--	--	--	--

Analysis Report 07/03/07 09:49:39 PM page 1

Method: DAILY2 Sample Name: CCV6 Operator:
Run Time: 07/03/07 21:45:05 011139
Comment:
Mode: CONC Corr. Factor: 1

Elem	Ag3280	Al3082	As1890	B_2496	Ba4934	Be3130	Bi2230
Units	ppm	ppm	ppm	ppm	ppm	ppm	ppm
Avge	.9886	9.737	5.111	4.958	10.08	.9788	5.079
SDev	.0003	.004	.012	.030	.02	.0004	.010
%RSD	.0345	.0395	.2349	.6110	.1524	.0439	.2014
#1	.9883	9.734	5.103	4.937	10.07	.9785	5.072
#2	.9888	9.740	5.120	4.979	10.09	.9791	5.086
Errors	LC Pass	LC Pass	LC Pass	LC Pass	LC Pass	LC Pass	LC Pass
High	1.100	11.00	5.500	5.500	11.00	1.100	5.500
Low	.9000	9.000	4.500	4.500	9.000	.9000	4.500

Elem	Ca3179	Cd2265	Co2286	Cr2677	Cu3247	Fe2714	K_7664
Units	ppm	ppm	ppm	ppm	ppm	ppm	ppm
Avge	19.76	.9962	5.061	1.975	2.058	10.16	18.65
SDev	.01	.0024	.005	.000	.004	.04	.02
%RSD	.0429	.2394	.0969	.0204	.1794	.3464	.1119
#1	19.76	.9979	5.058	1.975	2.055	10.19	18.66
#2	19.75	.9946	5.065	1.975	2.060	10.14	18.63
Errors	LC Pass	LC Pass	LC Pass	LC Pass	LC Pass	LC Pass	LC Pass
High	22.00	1.100	5.500	2.200	2.200	11.00	22.00
Low	18.00	.9000	4.500	1.800	1.800	9.000	18.00

Elem	La3988	Li6707	Mg2790	Mn2576	Mo2020	Na3302	Na5889
Units	ppm	ppm	ppm	ppm	ppm	ppm	ppm
Avge	4.902	4.744	19.88	1.018	5.053	27.62	H44.88
SDev	.002	.011	.01	.000	.003	.10	.22
%RSD	.0401	.2315	.0742	.0101	.0641	.3735	.4805
#1	4.903	4.736	19.87	1.018	5.051	27.69	H44.73
#2	4.900	4.752	19.89	1.018	5.055	27.55	H45.04
Errors	LC Pass	LC Pass	LC Pass	LC Pass	LC Pass	LC Pass	LC High
High	5.500	5.500	22.00	1.100	5.500	33.00	33.00
Low	4.500	4.500	18.00	.9000	4.500	27.00	27.00

Elem	Ni2316	P_1782	2203/1	2203/2	Pd3404	S_1820	Sb2068
Units	ppm	ppm	ppm	ppm	ppm	ppm	ppm
Avge	4.938	5.097	4.980	5.081	1.014	1.015	1.002
SDev	.009	.037	.074	.152	.007	.026	.013
%RSD	.1800	.7273	1.477	2.992	.6541	2.528	1.318
#1	4.932	5.124	4.928	5.189	1.019	.9971	1.011
#2	4.944	5.071	5.032	4.974	1.009	1.033	.9925
Errors	LC Pass	LC Pass	NOCHECK	NOCHECK	LC Pass	LC Pass	LC Pass
High	5.500	5.500			1.100	1.100	1.100
Low	4.500	4.500			.9000	.9000	.9000

Elem	Sc3613	1960/1	1960/2	Si2881	Pb220	Se196	Sn1899

011140

Units	%R	ppm	ppm	ppm	ppm	ppm	ppm
Avge	99.37	5.068	5.227	5.069	5.048	5.174	4.727
SDev	.06	.076	.194	.001	.077	.104	.010
%RSD	.0589	1.497	3.703	.0243	1.523	2.005	.2198
#1	99.33	5.015	5.363	5.068	5.102	5.247	4.720
#2	99.41	5.122	5.090	5.070	4.993	5.101	4.735
Errors	NOCHECK	NOCHECK	NOCHECK	LC Pass	LC Pass	LC Pass	LC Pass
High				5.500	5.500	5.500	5.500
Low				4.500	4.500	4.500	4.500

Elem	Sr4215	Th2837	Ti3349	Tl1908	U_4090	V_2924	W_2079
Units	ppm	ppm	ppm	ppm	ppm	ppm	ppm
Avge	4.947	.9941	4.846	5.283	1.000	5.003	1.049
SDev	.010	.0004	.002	.011	.032	.000	.002
%RSD	.1937	.0376	.0313	.2001	3.227	.0090	.1857
#1	4.940	.9944	4.845	5.291	1.023	5.003	1.047
#2	4.954	.9938	4.847	5.276	.9777	5.002	1.050
Errors	LC Pass	LC Pass	LC Pass	LC Pass	LC Pass	LC Pass	LC Pass
High	5.500	1.100	5.500	5.500	1.100	5.500	1.100
Low	4.500	.9000	4.500	4.500	.9000	4.500	.9000

Elem	Y_3710	Zn2062	Zr3496
Units	ppm	ppm	ppm
Avge	4.977	1.007	4.819
SDev	.002	.002	.005
%RSD	.0424	.2227	.1055
#1	4.979	1.005	4.815
#2	4.976	1.008	4.823
Errors	LC Pass	LC Pass	LC Pass
High	5.500	1.100	5.500
Low	4.500	.9000	4.500

011141

IntStd	1	2	3	4	5	6	
Mode	*Counts	Time	NOTUSED	NOTUSED	NOTUSED	NOTUSED	NOTUSED
Elem	Sc	--	--	--	--	--	--
Wavlen	361.384	--	--	--	--	--	--
Avge	854854	10000	--	--	--	--	--
SDev	518.3093	.0000000	--	--	--	--	--
%RSD	.0606314	.0000000	--	--	--	--	--
#1	854487	10000	--	--	--	--	--
#2	855220	10000	--	--	--	--	--

Analysis Report 07/03/07 09:54:25 PM page 1

Method: DAILY2 Sample Name: CCB6 Operator:

011142

Run Time: 07/03/07 21:49:51
Comment:
Mode: CONC Corr. Factor: 1

Elem	Ag3280	Al3082	As1890	B_2496	Ba4934	Be3130	Bi2230
Units	ppm	ppm	ppm	ppm	ppm	ppm	ppm
Avge	-.0005	.0126	.0019	.0113	.0003	.0001	-.0015
SDev	.0016	.0047	.0006	.0038	.0005	.0000	.0181
%RSD	330.6	37.66	30.00	33.78	169.0	16.00	1207.
#1	-.0016	.0092	.0015	.0140	.0006	.0001	L-.0143
#2	.0007	.0159	.0023	.0086	-.0001	.0002	H.0113
Errors	LC Pass	LC Pass	LC Pass	LC Pass	LC Pass	LC Pass	LC Pass
High	.0050	.0500	.0050	.0500	.0050	.0050	.0100
Low	-.0050	-.0500	-.0050	-.0500	-.0050	-.0050	-.0100

Elem	Ca3179	Cd2265	Co2286	Cr2677	Cu3247	Fe2714	K_7664
Units	ppm	ppm	ppm	ppm	ppm	ppm	ppm
Avge	.0004	-.0002	.0002	.0002	-.0003	-.0328	-.0022
SDev	.0015	.0004	.0007	.0003	.0002	.0274	.0349
%RSD	421.0	211.5	291.3	106.8	56.55	83.30	1613.
#1	-.0007	-.0004	-.0002	.0001	-.0002	L-.0522	-.0268
#2	.0015	.0001	.0007	.0004	-.0005	-.0135	.0225
Errors	LC Pass	LC Pass	LC Pass	LC Pass	LC Pass	LC Pass	LC Pass
High	.0500	.0050	.0050	.0050	.0050	.0500	.1000
Low	-.0500	-.0050	-.0050	-.0050	-.0050	-.0500	-.1000

Elem	La3988	Li6707	Mg2790	Mn2576	Mo2020	Na3302	Na5889
Units	ppm	ppm	ppm	ppm	ppm	ppm	ppm
Avge	-.0008	.0000	-.0082	.0001	-.0003	L-.2237	-.0012
SDev	.0017	.0000	.0106	.0000	.0013	.4928	.0070
%RSD	216.0	78.75	129.3	11.61	405.2	220.3	580.5
#1	-.0020	.0000	-.0156	.0001	-.0012	L-.5722	-.0061
#2	.0004	.0000	-.0007	.0001	.0006	H.1248	.0037
Errors	LC Pass	LC Pass	LC Pass	LC Pass	LC Pass	LC Low	LC Pass
High	.0050	.0050	.0500	.0050	.0050	.0500	.0500
Low	-.0050	-.0050	-.0500	-.0050	-.0050	-.0500	-.0500

Elem	Ni2316	P_1782	2203/1	2203/2	Pd3404	S_1820	Sb2068
Units	ppm	ppm	ppm	ppm	ppm	ppm	ppm
Avge	-.0004	-.0040	-.0024	.0022	-.0028	.0042	-.0009
SDev	.0002	.0115	.0025	.0037	.0074	.0027	.0033
%RSD	51.25	285.7	104.1	162.6	264.1	64.71	351.6
#1	-.0005	L-.0122	-.0006	.0048	L-.0080	.0061	-.0033
#2	-.0002	.0041	-.0042	-.0003	.0024	.0023	.0014
Errors	LC Pass	LC Pass	NOCHECK	NOCHECK	LC Pass	LC Pass	LC Pass
High	.0050	.0100			.0050	.0200	.0100
Low	-.0050	-.0100			-.0050	-.0200	-.0100

Elem	Sc3613	1960/1	1960/2	Si2881	Pb220	Se196	Sn1899

011143

Units	%R	ppm	ppm	ppm	ppm	ppm	ppm
Avge	101.8	.0064	-.0013	-.0093	.0007	.0013	.0021
SDev	1.1	.0037	.0056	.0071	.0033	.0024	.0014
%RSD	1.089	58.27	429.0	76.93	460.7	190.8	67.72
#1	102.6	.0038	.0026	L-.0143	.0030	.0030	.0011
#2	101.0	.0091	-.0052	-.0042	-.0016	-.0004	.0031
Errors	NOCHECK	NOCHECK	NOCHECK	LC Pass	LC Pass	LC Pass	LC Pass
High				.0100	.0050	.0050	.0050
Low				-.0100	-.0050	-.0050	-.0050

Elem	Sr4215	Th2837	Ti3349	Tl1908	U_4090	V_2924	W_2079
Units	ppm	ppm	ppm	ppm	ppm	ppm	ppm
Avge	.0001	-.0006	.0002	-.0061	-.0345	-.0005	.0022
SDev	.0001	.0026	.0003	.0028	.0726	.0002	.0008
%RSD	105.1	413.1	139.8	45.75	210.7	37.85	37.00
#1	.0001	.0012	.0004	-.0042	-.0858	-.0004	.0016
#2	.0000	-.0025	.0000	-.0081	.0169	-.0007	.0027
Errors	LC Pass	LC Pass	LC Pass	LC Pass	LC Pass	LC Pass	LC Pass
High	.0050	.0100	.0050	.0100	.1000	.0050	.0100
Low	-.0050	-.0100	-.0050	-.0100	-.1000	-.0050	-.0100

Elem	Y_3710	Zn2062	Zr3496
Units	ppm	ppm	ppm
Avge	.0000	-.0000	.0000
SDev	.0003	.0003	.0001
%RSD	828.9	1287.	555.7
#1	.0002	-.0003	.0001
#2	-.0002	.0002	-.0001
Errors	LC Pass	LC Pass	LC Pass
High	.0050	.0050	.0050
Low	-.0050	-.0050	-.0050

011144

IntStd	1	2	3	4	5	6	7
Mode	*Counts	Time	NOTUSED	NOTUSED	NOTUSED	NOTUSED	NOTUSED
Elem	Sc	--	--	--	--	--	--
Wavlen	361.384	--	--	--	--	--	--
Avge	876097	10000	--	--	--	--	--
SDev	9568.569	.0000000	--	--	--	--	--
%RSD	1.092181	.0000000	--	--	--	--	--
#1	882863	10000	--	--	--	--	--
#2	869331	10000	--	--	--	--	--

Analysis Report 07/03/07 09:59:11 PM page 1

Method: DAILY2 Sample Name: PBW-F29E2 Operator:
Run Time: 07/03/07 21:54:37
Comment:
Mode: CONC Corr. Factor: 1

011145

Elem	Ag3280	Al3082	As1890	B_2496	Ba4934	Be3130	Bi2230
Units	ppm	ppm	ppm	ppm	ppm	ppm	ppm
Avge	-.0004	.0366	.0004	.0065	.0009	.0001	.0002
SDev	.0002	.0094	.0007	.0018	.0002	.0000	.0026
%RSD	42.45	25.76	180.4	27.23	17.80	19.29	1563.
#1	-.0003	.0433	-.0001	.0078	.0010	.0001	-.0017
#2	-.0005	.0299	.0009	.0053	.0008	.0001	.0020

Elem	Ca3179	Cd2265	Co2286	Cr2677	Cu3247	Fe2714	K_7664
Units	ppm	ppm	ppm	ppm	ppm	ppm	ppm
Avge	.0985	.0001	-.0003	.0500	-.0004	.0182	.0370
SDev	.0003	.0001	.0004	.0006	.0005	.0128	.0023
%RSD	.3325	90.91	128.3	1.284	127.4	70.17	6.174
#1	.0983	.0002	-.0000	.0504	-.0000	.0092	.0354
#2	.0987	.0000	-.0006	.0495	-.0007	.0273	.0386

Elem	La3988	Li6707	Mg2790	Mn2576	Mo2020	Na3302	Na5889
Units	ppm	ppm	ppm	ppm	ppm	ppm	ppm
Avge	-.0007	-.0000	.0004	.0004	.0010	-.2981	.0727
SDev	.0004	.0000	.0004	.0001	.0006	.0112	.0069
%RSD	65.42	93.53	106.3	13.87	57.01	3.754	9.526
#1	-.0003	-.0001	.0007	.0005	.0014	-.2902	.0678
#2	-.0010	-.0000	.0001	.0004	.0006	-.3060	.0776

Elem	Ni2316	P_1782	2203/1	2203/2	Pd3404	S_1820	Sb2068
Units	ppm	ppm	ppm	ppm	ppm	ppm	ppm
Avge	-.0006	.0138	-.0057	-.0006	-.0070	.0777	.0006
SDev	.0014	.0056	.0014	.0003	.0024	.0062	.0008
%RSD	248.8	40.44	25.15	47.37	34.42	8.027	138.7
#1	-.0015	.0098	-.0047	-.0008	-.0087	.0732	.0012
#2	.0004	.0177	-.0068	-.0004	-.0053	.0821	.0000

Elem	Sc3613	1960/1	1960/2	Si2881	Pb220	Se196	Sn1899
Units	%R	ppm	ppm	ppm	ppm	ppm	ppm
Avge	102.4	.0091	-.0014	.0009	-.0023	.0021	-.0029
SDev	1.2	.0032	.0018	.0014	.0003	.0001	.0023
%RSD	1.143	35.23	125.8	148.5	12.07	5.827	78.74
#1	101.6	.0068	-.0002	.0019	-.0021	.0022	-.0013
#2	103.2	.0113	-.0027	-.0000	-.0025	.0020	-.0045

Elem	Sr4215	Th2837	Ti3349	Tl1908	U_4090	V_2924	W_2079
Units	ppm	ppm	ppm	ppm	ppm	ppm	ppm
Avge	.0003	-.0020	.0021	.0010	-.0336	.0000	.0050
SDev	.0000	.0026	.0001	.0032	.0139	.0007	.0005
%RSD	3.409	129.3	4.835	315.3	41.36	1811.	9.952
#1	.0003	-.0002	.0022	-.0012	-.0434	.0005	.0046
#2	.0003	-.0039	.0020	.0032	-.0238	-.0005	.0053

011146

Elem	Y_3710	Zn2062	Zr3496
Units	ppm	ppm	ppm
Avge	-.0001	.0037	.0004
SDev	.0000	.0002	.0002
%RSD	14.58	5.751	37.81
#1	-.0001	.0035	.0005
#2	-.0001	.0038	.0003

IntStd	1	2	3	4	5	6	7
Mode	*Counts	Time	NOTUSED	NOTUSED	NOTUSED	NOTUSED	NOTUSED
Elem	Sc	--	--	--	--	--	--
Wavlen	361.384	--	--	--	--	--	--
Avge	881140	10000	--	--	--	--	--
SDev	10074.15	.0000000	--	--	--	--	--
%RSD	1.143308	.0000000	--	--	--	--	--
#1	874017	10000	--	--	--	--	--
#2	888264	10000	--	--	--	--	--

Analysis Report 07/03/07 10:03:57 PM page 1

Method: DAILY2 Sample Name: LCSW-F29E2 Operator:
Run Time: 07/03/07 21:59:23
Comment:
Mode: CONC Corr. Factor: 1

011147

Elem	Ag3280	Al3082	As1890	B_2496	Ba4934	Be3130	Bi2230
Units	ppm	ppm	ppm	ppm	ppm	ppm	ppm
Avge	.1005	4.208	4.143	.4288	4.039	.1030	.0070
SDev	.0003	.007	.018	.0007	.000	.0000	.0029
%RSD	.3237	.1546	.4391	.1655	.0104	.0093	42.40
#1	.1007	4.213	4.130	.4283	4.039	.1030	.0049
#2	.1002	4.203	4.156	.4293	4.040	.1030	.0090

Elem	Ca3179	Cd2265	Co2286	Cr2677	Cu3247	Fe2714	K_7664
Units	ppm	ppm	ppm	ppm	ppm	ppm	ppm
Avge	20.29	.1009	.9988	.1457	.5026	2.189	15.73
SDev	.04	.0008	.0008	.0008	.0019	.031	.00
%RSD	.1770	.7556	.0839	.5435	.3818	1.413	.0079
#1	20.32	.1015	.9994	.1451	.5013	2.211	15.73
#2	20.27	.1004	.9982	.1462	.5040	2.168	15.73

Elem	La3988	Li6707	Mg2790	Mn2576	Mo2020	Na3302	Na5889
Units	ppm	ppm	ppm	ppm	ppm	ppm	ppm
Avge	.0007	.0002	20.12	1.012	.0002	17.61	29.07
SDev	.0004	.0001	.00	.000	.0003	.03	.10
%RSD	59.93	26.37	.0172	.0461	211.3	.1902	.3535
#1	.0010	.0002	20.12	1.013	-.0001	17.64	29.00
#2	.0004	.0001	20.12	1.012	.0004	17.59	29.14

Elem	Ni2316	P_1782	2203/1	2203/2	Pd3404	S_1820	Sb2068
Units	ppm	ppm	ppm	ppm	ppm	ppm	ppm
Avge	.9797	.0407	.9782	.9998	-.0005	2.140	1.015
SDev	.0031	.0046	.0027	.0053	.0047	.005	.002
%RSD	.3183	11.35	.2796	.5355	873.2	.2221	.1878
#1	.9819	.0440	.9801	1.004	.0028	2.143	1.013
#2	.9775	.0375	.9763	.9960	-.0038	2.137	1.016

Elem	Sc3613	1960/1	1960/2	Si2881	Pb220	Se196	Sn1899
Units	%R	ppm	ppm	ppm	ppm	ppm	ppm
Avge	97.75	4.157	4.250	.0102	.9926	4.219	.0018
SDev	2.42	.002	.016	.0006	.0045	.010	.0017
%RSD	2.474	.0428	.3723	6.318	.4515	.2360	91.90
#1	96.04	4.156	4.261	.0106	.9958	4.226	.0006
#2	99.46	4.158	4.239	.0097	.9895	4.212	.0030

Elem	Sr4215	Th2837	Ti3349	Tl1908	U_4090	V_2924	W_2079
Units	ppm	ppm	ppm	ppm	ppm	ppm	ppm
Avge	.0009	-.0240	.0414	4.188	.0156	.9835	.2766
SDev	.0000	.0011	.0005	.007	.0046	.0011	.0112
%RSD	1.858	4.730	1.143	.1770	29.30	.1082	4.039
#1	.0009	-.0232	.0411	4.183	.0123	.9842	.2845
#2	.0009	-.0248	.0418	4.193	.0188	.9827	.2687

011148

Elem	Y_3710	Zn2062	Zr3496
Units	ppm	ppm	ppm
Avge	-.0003	1.008	.0035
SDev	.0001	.003	.0004
%RSD	31.40	.3170	11.58
#1	-.0003	1.011	.0032
#2	-.0002	1.006	.0038

IntStd	1	2	3	4	5	6	7
Mode	*Counts	Time	NOTUSED	NOTUSED	NOTUSED	NOTUSED	NOTUSED
Elem	Sc	--	--	--	--	--	--
Wavlen	361.384	--	--	--	--	--	--
Avge	840910	10000	--	--	--	--	--
SDev	20815.10	.0000000	--	--	--	--	--
%RSD	2.475308	.0000000	--	--	--	--	--
#1	826191	10000	--	--	--	--	--
#2	855628	10000	--	--	--	--	--

Analysis Report 07/03/07 10:08:45 PM page 1

Method: DAILY2 Sample Name: SRM268I Operator:
Run Time: 07/03/07 22:04:09
Comment:
Mode: CONC Corr. Factor: 1

011149

Elem	Ag3280	Al3082	As1890	B_2496	Ba4934	Be3130	Bi2230
Units	ppm	ppm	ppm	ppm	ppm	ppm	ppm
Avge	-.0014	706.6	.0340	-.0067	8.919	.0253	-.0002
SDev	.0012	1.1	.0038	.0017	.011	.0001	.0022
%RSD	83.78	.1581	11.22	25.16	.1238	.1815	933.9
#1	-.0023	705.8	.0367	-.0055	8.911	.0254	.0013
#2	-.0006	707.4	.0313	-.0079	8.927	.0253	-.0018

Elem	Ca3179	Cd2265	Co2286	Cr2677	Cu3247	Fe2714	K_7664
Units	ppm	ppm	ppm	ppm	ppm	ppm	ppm
Avge	67.76	-.0010	.0396	.1289	.0680	135.6	291.0
SDev	.00	.0002	.0003	.0000	.0001	.1	.1
%RSD	.0035	18.18	.8126	.0311	.0847	.0447	.0302
#1	67.77	-.0011	.0393	.1289	.0681	135.6	291.0
#2	67.76	-.0009	.0398	.1289	.0680	135.7	291.1

Elem	La3988	Li6707	Mg2790	Mn2576	Mo2020	Na3302	Na5889
Units	ppm	ppm	ppm	ppm	ppm	ppm	ppm
Avge	.2913	.5885	14.23	3.823	.0401	495.1	S134.8
SDev	.0021	.0001	.02	.003	.0056	.6	2.1
%RSD	.7361	.0123	.1570	.0728	13.96	.1173	1.551
#1	.2898	.5884	14.21	3.821	.0361	494.7	S136.3
#2	.2929	.5885	14.25	3.825	.0440	495.5	S133.3

Elem	Ni2316	P_1782	2203/1	2203/2	Pd3404	S_1820	Sb2068
Units	ppm	ppm	ppm	ppm	ppm	ppm	ppm
Avge	.0351	1.706	.2201	.1250	.0027	.3000	.0135
SDev	.0005	.010	.0021	.0103	.0012	.0020	.0338
%RSD	1.415	.5713	.9449	8.240	45.50	.6550	250.8
#1	.0354	1.699	.2216	.1177	.0019	.2986	-.0104
#2	.0347	1.713	.2186	.1322	.0036	.3014	.0374

Elem	Sc3613	1960/1	1960/2	Si2881	Pb220	Se196	Sn1899
Units	%R	ppm	ppm	ppm	ppm	ppm	ppm
Avge	97.87	.0070	-.0048	.0920	.1567	-.0008	.0411
SDev	.65	.0137	.0110	.0131	.0062	.0028	.0025
%RSD	.6629	195.4	231.2	14.19	3.939	333.9	6.021
#1	97.41	.0167	-.0126	.0828	.1523	-.0028	.0428
#2	98.33	-.0027	.0030	.1012	.1611	.0011	.0393

Elem	Sr4215	Th2837	Ti3349	Tl1908	U_4090	V_2924	W_2079
Units	ppm	ppm	ppm	ppm	ppm	ppm	ppm
Avge	.6201	.1268	14.03	.0196	-.1449	.0666	.0833
SDev	.0008	.0027	.02	.0091	.0682	.0005	.0067
%RSD	.1228	2.129	.1260	46.20	47.11	.7488	8.018
#1	.6206	.1248	14.02	.0261	-.1931	.0662	.0880
#2	.6196	.1287	14.04	.0132	-.0966	.0669	.0785

011150

Elem	Y_3710	Zn2062	Zr3496
Units	ppm	ppm	ppm
Avge	.3625	.4687	2.418
SDev	.0003	.0005	.001
%RSD	.0908	.0971	.0467
#1	.3622	.4690	2.418
#2	.3627	.4684	2.419

IntStd	1	2	3	4	5	6	7
Mode	*Counts	Time	NOTUSED	NOTUSED	NOTUSED	NOTUSED	NOTUSED
Elem	Sc	--	--	--	--	--	--
Wavlen	361.384	--	--	--	--	--	--
Avge	841998	10000	--	--	--	--	--
SDev	5534.525	.0000000	--	--	--	--	--
%RSD	.6573089	.0000000	--	--	--	--	--
#1	838084	10000	--	--	--	--	--
#2	845911	10000	--	--	--	--	--

Method: DAILY2 Sample Name: SRM688I Operator:
Run Time: 07/03/07 22:08:57
Comment:
Mode: CONC Corr. Factor: 1

011151

Elem	Ag3280	Al3082	As1890	B_2496	Ba4934	Be3130	Bi2230
Units	ppm	ppm	ppm	ppm	ppm	ppm	ppm
Avge	-.0006	875.1	.0382	-.0659	1.676	.0058	.0360
SDev	.0000	.4	.0017	.0048	.003	.0001	.0027
%RSD	5.550	.0460	4.481	7.265	.1906	1.859	7.617
#1	-.0007	875.4	.0370	-.0692	1.678	.0059	.0340
#2	-.0006	874.8	.0394	-.0625	1.674	.0057	.0379

Elem	Ca3179	Cd2265	Co2286	Cr2677	Cu3247	Fe2714	K_7664
Units	ppm	ppm	ppm	ppm	ppm	ppm	ppm
Avge	694.5	.0026	.4205	2.779	.9882	625.5	20.00
SDev	2.3	.0001	.0017	.007	.0009	.8	.13
%RSD	.3345	4.119	.4143	.2423	.0914	.1201	.6617
#1	692.9	.0027	.4217	2.774	.9888	624.9	20.10
#2	696.2	.0025	.4192	2.784	.9875	626.0	19.91

Elem	La3988	Li6707	Mg2790	Mn2576	Mo2020	Na3302	Na5889
Units	ppm	ppm	ppm	ppm	ppm	ppm	ppm
Avge	.0474	.1132	511.5	11.72	-.0024	204.8	301.5
SDev	.0010	.0006	1.0	.01	.0033	1.4	1.1
%RSD	2.148	.5087	.2051	.0440	133.6	.6809	.3694
#1	.0482	.1136	510.7	11.71	-.0047	205.7	302.3
#2	.0467	.1128	512.2	11.72	-.0001	203.8	300.7

Elem	Ni2316	P_1782	2203/1	2203/2	Pd3404	S_1820	Sb2068
Units	ppm	ppm	ppm	ppm	ppm	ppm	ppm
Avge	1.370	6.108	.1119	-.0226	.0270	1.350	-.0673
SDev	.002	.014	.0087	.0165	.0040	.003	.0092
%RSD	.1094	.2325	7.774	72.97	14.91	.2378	13.60
#1	1.371	6.118	.1180	-.0343	.0298	1.352	-.0738
#2	1.369	6.098	.1057	-.0109	.0241	1.348	-.0608

Elem	Sc3613	1960/1	1960/2	Si2881	Pb220	Se196	Sn1899
Units	%R	ppm	ppm	ppm	ppm	ppm	ppm
Avge	90.16	.0787	-.0721	.0958	.0222	-.0218	-.0056
SDev	.76	.0112	.0126	.0020	.0081	.0046	.0043
%RSD	.8390	14.25	17.44	2.116	36.41	21.30	77.54
#1	90.70	.0867	-.0809	.0944	.0165	-.0251	-.0025
#2	89.63	.0708	-.0632	.0972	.0280	-.0185	-.0086

Elem	Sr4215	Th2837	Ti3349	Tl1908	U_4090	V_2924	W_2079
Units	ppm	ppm	ppm	ppm	ppm	ppm	ppm
Avge	1.612	-.0328	79.31	.0472	-.3162	2.378	.5331
SDev	.002	.0057	.12	.0069	.0402	.005	.0126
%RSD	.1133	17.46	.1503	14.56	12.71	.2201	2.360
#1	1.613	-.0369	79.39	.0423	-.2878	2.374	.5420
#2	1.611	-.0288	79.22	.0520	-.3446	2.382	.5242

011152

Elem	Y_3710	Zn2062	Zr3496
Units	ppm	ppm	ppm
Avge	.1762	.6752	.4483
SDev	.0002	.0006	.0012
%RSD	.1135	.0822	.2652
#1	.1761	.6748	.4492
#2	.1764	.6756	.4475

IntStd	1	2	3	4	5	6	7
Mode	*Counts	Time	NOTUSED	NOTUSED	NOTUSED	NOTUSED	NOTUSED
Elem	Sc	--	--	--	--	--	--
Wavlen	361.384	--	--	--	--	--	--
Avge	775644	10000	--	--	--	--	--
SDev	6519.524	.0000000	--	--	--	--	--
%RSD	.8405305	.0000000	--	--	--	--	--
#1	780254	10000	--	--	--	--	--
#2	771034	10000	--	--	--	--	--

Method: DAILY2 Sample Name: 297126I Operator:
Run Time: 07/03/07 22:13:44
Comment:
Mode: CONC Corr. Factor: 1

011153

Elem	Ag3280	Al3082	As1890	B_2496	Ba4934	Be3130	Bi2230
Units	ppm	ppm	ppm	ppm	ppm	ppm	ppm
Avge	-.0045	735.7	.0871	-.0263	7.139	.0244	.0121
SDev	.0005	1.0	.0007	.0026	.013	.0001	.0026
%RSD	11.40	.1384	.8462	9.761	.1842	.4463	21.18
#1	-.0042	736.5	.0865	-.0281	7.148	.0244	.0139
#2	-.0049	735.0	.0876	-.0245	7.130	.0245	.0103

Elem	Ca3179	Cd2265	Co2286	Cr2677	Cu3247	Fe2714	K_7664
Units	ppm	ppm	ppm	ppm	ppm	ppm	ppm
Avge	245.0	.0006	.0884	.3837	.1716	264.4	286.6
SDev	1.5	.0001	.0004	.0010	.0007	.2	.0
%RSD	.6045	15.52	.4963	.2527	.4338	.0569	.0164
#1	243.9	.0005	.0887	.3830	.1721	264.3	286.6
#2	246.0	.0006	.0881	.3844	.1711	264.5	286.6

Elem	La3988	Li6707	Mg2790	Mn2576	Mo2020	Na3302	Na5889
Units	ppm	ppm	ppm	ppm	ppm	ppm	ppm
Avge	.6562	.5585	119.3	6.316	.0130	249.8	350.4
SDev	.0005	.0028	.0	.009	.0026	1.1	.1
%RSD	.0697	.4938	.0358	.1448	19.88	.4395	.0284
#1	.6565	.5604	119.2	6.310	.0112	250.6	350.5
#2	.6559	.5565	119.3	6.323	.0149	249.1	350.3

Elem	Ni2316	P_1782	2203/1	2203/2	Pd3404	S_1820	Sb2068
Units	ppm	ppm	ppm	ppm	ppm	ppm	ppm
Avge	.1483	5.789	.2677	.1851	.0003	1.793	.0513
SDev	.0007	.037	.0091	.0118	.0007	.008	.0173
%RSD	.5011	.6337	3.389	6.379	233.5	.4261	33.65
#1	.1478	5.815	.2613	.1935	-.0002	1.787	.0635
#2	.1488	5.763	.2741	.1768	.0008	1.798	.0391

Elem	Sc3613	1960/1	1960/2	Si2881	Pb220	Se196	Sn1899
Units	%R	ppm	ppm	ppm	ppm	ppm	ppm
Avge	98.66	.0202	-.0098	.0253	.2127	.0002	.0278
SDev	1.75	.0305	.0084	.0033	.0049	.0046	.0015
%RSD	1.770	151.0	85.13	13.10	2.280	2457.	5.321
#1	99.90	-.0014	-.0039	.0276	.2161	-.0030	.0288
#2	97.43	.0417	-.0157	.0229	.2092	.0034	.0268

Elem	Sr4215	Th2837	Ti3349	Tl1908	U_4090	V_2924	W_2079
Units	ppm	ppm	ppm	ppm	ppm	ppm	ppm
Avge	3.368	.1177	39.00	.0360	-.4316	.5992	.0474
SDev	.003	.0020	.10	.0010	.0325	.0004	.0011
%RSD	.0785	1.676	.2652	2.832	7.519	.0627	2.354
#1	3.370	.1191	39.07	.0367	-.4087	.5994	.0466
#2	3.366	.1163	38.92	.0352	-.4546	.5989	.0482

011154

Elem	Y_3710	Zn2062	Zr3496
Units	ppm	ppm	ppm
Avge	.2295	.7930	.8386
SDev	.0010	.0016	.0047
%RSD	.4329	.2079	.5582
#1	.2302	.7919	.8419
#2	.2288	.7942	.8353

IntStd	1	2	3	4	5	6	7
Mode	*Counts	Time	NOTUSED	NOTUSED	NOTUSED	NOTUSED	NOTUSED
Elem	Sc	--	--	--	--	--	--
Wavlen	361.384	--	--	--	--	--	--
Avge	848766	10000	--	--	--	--	--
SDev	15066.32	.0000000	--	--	--	--	--
%RSD	1.775085	.0000000	--	--	--	--	--
#1	859420	10000	--	--	--	--	--
#2	838113	10000	--	--	--	--	--

Method: DAILY2 Sample Name: 297127I Operator:
Run Time: 07/03/07 22:18:30
Comment:
Mode: CONC Corr. Factor: 1

011155

Elem	Ag3280	Al3082	As1890	B_2496	Ba4934	Be3130	Bi2230
Units	ppm	ppm	ppm	ppm	ppm	ppm	ppm
Avge	.0000	205.6	.0295	.0218	1.966	.0074	.0034
SDev	.0004	.2	.0036	.0003	.005	.0000	.0024
%RSD	879.5	.1124	12.12	1.379	.2647	.0353	69.94
#1	-.0003	205.8	.0321	.0216	1.970	.0074	.0017
#2	.0004	205.4	.0270	.0220	1.962	.0074	.0050

Elem	Ca3179	Cd2265	Co2286	Cr2677	Cu3247	Fe2714	K_7664
Units	ppm	ppm	ppm	ppm	ppm	ppm	ppm
Avge	38.30	-.0006	.0261	.1753	.0512	73.94	67.62
SDev	.05	.0002	.0004	.0003	.0000	.03	.15
%RSD	.1425	28.30	1.510	.1652	.0840	.0411	.2176
#1	38.26	-.0007	.0264	.1751	.0512	73.92	67.73
#2	38.34	-.0004	.0258	.1755	.0513	73.96	67.52

Elem	La3988	Li6707	Mg2790	Mn2576	Mo2020	Na3302	Na5889
Units	ppm	ppm	ppm	ppm	ppm	ppm	ppm
Avge	.1477	.1222	23.54	1.605	.0038	50.70	82.02
SDev	.0003	.0004	.02	.001	.0001	.04	.10
%RSD	.2161	.3260	.0782	.0767	2.835	.0812	.1198
#1	.1479	.1225	23.56	1.606	.0038	50.73	82.09
#2	.1475	.1219	23.53	1.604	.0037	50.67	81.95

Elem	Ni2316	P_1782	2203/1	2203/2	Pd3404	S_1820	Sb2068
Units	ppm	ppm	ppm	ppm	ppm	ppm	ppm
Avge	.0479	2.281	.1038	.0832	.0014	.6003	.0036
SDev	.0008	.017	.0011	.0021	.0005	.0124	.0032
%RSD	1.583	.7653	1.069	2.467	34.12	2.066	90.78
#1	.0484	2.294	.1046	.0847	.0018	.5915	.0013
#2	.0473	2.269	.1030	.0818	.0011	.6090	.0059

Elem	Sc3613	1960/1	1960/2	Si2881	Pb220	Se196	Sn1899
Units	%R	ppm	ppm	ppm	ppm	ppm	ppm
Avge	100.9	.0123	-.0037	.0108	.0901	.0016	.0041
SDev	.8	.0002	.0040	.0007	.0017	.0026	.0004
%RSD	.7697	1.889	107.3	6.648	1.929	157.0	10.04
#1	101.4	.0121	-.0009	.0113	.0913	.0034	.0044
#2	100.3	.0124	-.0065	.0103	.0889	-.0002	.0038

Elem	Sr4215	Th2837	Ti3349	Tl1908	U_4090	V_2924	W_2079
Units	ppm	ppm	ppm	ppm	ppm	ppm	ppm
Avge	.7762	.0188	9.044	.0010	-.0352	.1604	.2350
SDev	.0003	.0000	.007	.0009	.0119	.0003	.0028
%RSD	.0353	.0638	.0772	96.43	33.80	.2101	1.183
#1	.7764	.0188	9.049	.0003	-.0436	.1606	.2369
#2	.7760	.0188	9.039	.0016	-.0268	.1602	.2330

011156

Elem	Y_3710	Zn2062	Zr3496
Units	ppm	ppm	ppm
Avge	.0593	.2724	.2274
SDev	.0000	.0012	.0006
%RSD	.0018	.4319	.2740
#1	.0593	.2716	.2278
#2	.0593	.2733	.2269

IntStd	1	2	3	4	5	6	7
Mode	*Counts	Time	NOTUSED	NOTUSED	NOTUSED	NOTUSED	NOTUSED
Elem	Sc	--	--	--	--	--	--
Wavlen	361.384	--	--	--	--	--	--
Avge	867762	10000	--	--	--	--	--
SDev	6718.222	.0000000	--	--	--	--	--
%RSD	.7742005	.0000000	--	--	--	--	--
#1	872513	10000	--	--	--	--	--
#2	863012	10000	--	--	--	--	--

Analysis Report 07/03/07 10:27:52 PM

Method: DAILY2 Sample Name: 297128I Operator: 011157
Run Time: 07/03/07 22:23:17
Comment:
Mode: CONC Corr. Factor: 1

Elem	Ag3280	Al3082	As1890	B_2496	Ba4934	Be3130	Bi2230
Units	ppm	ppm	ppm	ppm	ppm	ppm	ppm
Avge	-.0010	160.3	.0150	.0424	2.134	.0050	-.0042
SDev	.0004	.7	.0033	.0002	.008	.0000	.0052
%RSD	34.54	.4401	22.15	.5738	.3780	.7737	122.5
#1	-.0008	159.8	.0174	.0422	2.128	.0050	-.0006
#2	-.0013	160.8	.0127	.0426	2.140	.0050	-.0078

Elem	Ca3179	Cd2265	Co2286	Cr2677	Cu3247	Fe2714	K_7664
Units	ppm	ppm	ppm	ppm	ppm	ppm	ppm
Avge	25.85	-.0004	.0181	.1559	.0300	47.73	56.01
SDev	.01	.0002	.0002	.0015	.0003	.04	.32
%RSD	.0318	52.31	.9797	.9411	1.135	.0751	.5712
#1	25.84	-.0005	.0182	.1570	.0302	47.76	55.78
#2	25.85	-.0002	.0180	.1549	.0298	47.70	56.23

Elem	La3988	Li6707	Mg2790	Mn2576	Mo2020	Na3302	Na5889
Units	ppm	ppm	ppm	ppm	ppm	ppm	ppm
Avge	.1404	.0750	15.55	1.241	.0033	49.17	78.62
SDev	.0001	.0005	.01	.001	.0014	.36	.10
%RSD	.0362	.6930	.0763	.0406	43.16	.7325	.1246
#1	.1405	.0746	15.56	1.241	.0023	49.42	78.55
#2	.1404	.0753	15.54	1.240	.0043	48.91	78.69

Elem	Ni2316	P_1782	2203/1	2203/2	Pd3404	S_1820	Sb2068
Units	ppm	ppm	ppm	ppm	ppm	ppm	ppm
Avge	.0537	1.062	.0839	.0665	-.0045	.3774	-.0032
SDev	.0017	.010	.0030	.0018	.0030	.0086	.0006
%RSD	3.112	.9880	3.580	2.648	66.72	2.264	18.10
#1	.0549	1.054	.0860	.0678	-.0024	.3714	-.0036
#2	.0525	1.069	.0818	.0653	-.0066	.3834	-.0028

Elem	Sc3613	1960/1	1960/2	Si2881	Pb220	Se196	Sn1899
Units	%R	ppm	ppm	ppm	ppm	ppm	ppm
Avge	105.9	.0115	-.0047	.0315	.0723	.0007	.0005
SDev	1.2	.0062	.0018	.0039	.0022	.0009	.0018
%RSD	1.163	53.81	38.23	12.37	3.011	121.2	349.8
#1	105.0	.0159	-.0060	.0342	.0739	.0013	.0018
#2	106.7	.0072	-.0034	.0287	.0708	.0001	-.0008

Elem	Sr4215	Th2837	Ti3349	Tl1908	U_4090	V_2924	W_2079
Units	ppm	ppm	ppm	ppm	ppm	ppm	ppm
Avge	.5962	.0137	6.136	-.0025	-.0929	.0948	.0033
SDev	.0024	.0038	.012	.0005	.0070	.0005	.0041
%RSD	.4004	27.83	.1879	19.67	7.576	.5062	126.6
#1	.5945	.0164	6.128	-.0021	-.0879	.0952	.0003
#2	.5979	.0110	6.144	-.0028	-.0979	.0945	.0062

011158

Elem	Y_3710	Zn2062	Zr3496
Units	ppm	ppm	ppm
Avge	.0425	.1777	.1710
SDev	.0003	.0012	.0009
%RSD	.5787	.6857	.5151
#1	.0427	.1785	.1703
#2	.0424	.1768	.1716

IntStd	1	2	3	4	5	6	7
Mode	*Counts	Time	NOTUSED	NOTUSED	NOTUSED	NOTUSED	NOTUSED
Elem	Sc	--	--	--	--	--	--
Wavlen	361.384	--	--	--	--	--	--
Avge	910705	10000	--	--	--	--	--
SDev	10588.22	.0000000	--	--	--	--	--
%RSD	1.162640	.0000000	--	--	--	--	--
#1	903218	10000	--	--	--	--	--
#2	918192	10000	--	--	--	--	--

Analysis Report 07/03/07 10:32:39 PM page 1

Method: DAILY2 Sample Name: 297129I Operator:
Run Time: 07/03/07 22:28:04
Comment:
Mode: CONC Corr. Factor: 1

011159

Elem	Ag3280	Al3082	As1890	B_2496	Ba4934	Be3130	Bi2230
Units	ppm	ppm	ppm	ppm	ppm	ppm	ppm
Avge	-.0005	154.7	.0217	.0690	1.556	.0056	.0005
SDev	.0005	.1	.0032	.0006	.000	.0000	.0028
%RSD	109.6	.0951	14.71	.9134	.0133	.7001	544.5
#1	-.0001	154.6	.0239	.0686	1.555	.0056	.0025
#2	-.0009	154.8	.0194	.0695	1.556	.0056	-.0015

Elem	Ca3179	Cd2265	Co2286	Cr2677	Cu3247	Fe2714	K_7664
Units	ppm	ppm	ppm	ppm	ppm	ppm	ppm
Avge	28.57	-.0004	.0185	.1403	.0340	47.01	64.00
SDev	.01	.0002	.0003	.0002	.0004	.08	.01
%RSD	.0230	58.35	1.388	.1126	1.263	.1750	.0097
#1	28.57	-.0002	.0187	.1402	.0343	47.07	64.01
#2	28.58	-.0005	.0183	.1404	.0337	46.95	64.00

Elem	La3988	Li6707	Mg2790	Mn2576	Mo2020	Na3302	Na5889
Units	ppm	ppm	ppm	ppm	ppm	ppm	ppm
Avge	.1274	.0860	15.33	1.202	.0029	44.94	73.08
SDev	.0012	.0002	.01	.001	.0003	.08	.13
%RSD	.9702	.2022	.0342	.0831	9.796	.1890	.1833
#1	.1283	.0859	15.32	1.203	.0027	45.00	72.98
#2	.1266	.0861	15.33	1.202	.0031	44.88	73.17

Elem	Ni2316	P_1782	2203/1	2203/2	Pd3404	S_1820	Sb2068
Units	ppm	ppm	ppm	ppm	ppm	ppm	ppm
Avge	.0284	2.417	.0867	.0686	-.0007	.5904	.0045
SDev	.0001	.014	.0003	.0025	.0051	.0086	.0011
%RSD	.3113	.5858	.3936	3.657	686.9	1.464	24.00
#1	.0283	2.407	.0865	.0668	.0029	.5966	.0037
#2	.0284	2.427	.0870	.0704	-.0043	.5843	.0052

Elem	Sc3613	1960/1	1960/2	Si2881	Pb220	Se196	Sn1899
Units	%R	ppm	ppm	ppm	ppm	ppm	ppm
Avge	104.5	.0119	.0002	.0184	.0747	.0041	.0006
SDev	.7	.0057	.0021	.0071	.0018	.0033	.0013
%RSD	.6550	48.05	919.7	38.63	2.392	80.50	192.8
#1	104.0	.0160	.0017	.0235	.0734	.0065	.0015
#2	105.0	.0079	-.0013	.0134	.0759	.0018	-.0002

Elem	Sr4215	Th2837	Ti3349	Tl1908	U_4090	V_2924	W_2079
Units	ppm	ppm	ppm	ppm	ppm	ppm	ppm
Avge	.5825	.0158	5.737	-.0079	-.0489	.1012	.1240
SDev	.0001	.0026	.003	.0032	.0439	.0002	.0000
%RSD	.0186	16.30	.0602	40.72	89.81	.2129	.0091
#1	.5826	.0139	5.740	-.0056	-.0178	.1010	.1240
#2	.5824	.0176	5.735	-.0102	-.0799	.1013	.1240

011160

Elem	Y_3710	Zn2062	Zr3496
Units	ppm	ppm	ppm
Avge	.0438	.1986	.1579
SDev	.0005	.0002	.0015
%RSD	1.046	.0805	.9239
#1	.0441	.1987	.1589
#2	.0435	.1985	.1569

IntStd	1	2	3	4	5	6	7
Mode	*Counts	Time	NOTUSED	NOTUSED	NOTUSED	NOTUSED	NOTUSED
Elem	Sc	--	--	--	--	--	--
Wavlen	361.384	--	--	--	--	--	--
Avge	898925	10000	--	--	--	--	--
SDev	5932.626	.0000000	--	--	--	--	--
%RSD	.6599690	.0000000	--	--	--	--	--
#1	894730	10000	--	--	--	--	--
#2	903120	10000	--	--	--	--	--

Analysis Report 07/03/07 10:37:25 PM page 1

Method: DAILY2 Sample Name: 297130I Operator:
Run Time: 07/03/07 22:32:51
Comment:
Mode: CONC Corr. Factor: 1

011161

Elem	Ag3280	Al3082	As1890	B_2496	Ba4934	Be3130	Bi2230
Units	ppm	ppm	ppm	ppm	ppm	ppm	ppm
Avge	.0007	108.7	.0172	.2345	1.388	.0036	.0019
SDev	.0008	.1	.0031	.0003	.002	.0000	.0036
%RSD	121.1	.0947	18.09	.1333	.1119	.3433	186.8
#1	.0001	108.7	.0194	.2342	1.387	.0035	-.0006
#2	.0013	108.8	.0150	.2347	1.390	.0036	.0045

Elem	Ca3179	Cd2265	Co2286	Cr2677	Cu3247	Fe2714	K_7664
Units	ppm	ppm	ppm	ppm	ppm	ppm	ppm
Avge	66.11	-.0002	.0898	8.779	.2967	70.71	36.27
SDev	.04	.0000	.0006	.011	.0008	.05	.15
%RSD	.0592	21.40	.6497	.1240	.2804	.0690	.4259
#1	66.14	-.0002	.0894	8.787	.2961	70.68	36.16
#2	66.08	-.0002	.0902	8.772	.2973	70.75	36.38

Elem	La3988	Li6707	Mg2790	Mn2576	Mo2020	Na3302	Na5889
Units	ppm	ppm	ppm	ppm	ppm	ppm	ppm
Avge	.0507	.0512	13.76	1.703	.1895	32.68	54.44
SDev	.0013	.0002	.01	.001	.0017	.43	.08
%RSD	2.480	.3285	.0778	.0602	.9135	1.307	.1423
#1	.0498	.0510	13.75	1.702	.1908	32.37	54.50
#2	.0516	.0513	13.77	1.704	.1883	32.98	54.39

Elem	Ni2316	P_1782	2203/1	2203/2	Pd3404	S_1820	Sb2068
Units	ppm	ppm	ppm	ppm	ppm	ppm	ppm
Avge	4.021	1.880	.0532	.0415	-.0091	1.085	.0208
SDev	.009	.035	.0013	.0001	.0074	.005	.0161
%RSD	.2158	1.879	2.368	.2360	80.71	.4767	77.48
#1	4.027	1.905	.0524	.0415	-.0143	1.089	.0321
#2	4.015	1.855	.0541	.0414	-.0039	1.082	.0094

Elem	Sc3613	1960/1	1960/2	Si2881	Pb220	Se196	Sn1899
Units	%R	ppm	ppm	ppm	ppm	ppm	ppm
Avge	103.0	.0110	-.0028	.0421	.0454	.0018	.0155
SDev	.8	.0102	.0023	.0015	.0003	.0050	.0008
%RSD	.8005	92.33	84.16	3.475	.7814	267.5	5.377
#1	102.4	.0038	-.0044	.0432	.0452	-.0016	.0161
#2	103.5	.0182	-.0011	.0411	.0457	.0053	.0149

Elem	Sr4215	Th2837	Ti3349	Tl1908	U_4090	V_2924	W_2079
Units	ppm	ppm	ppm	ppm	ppm	ppm	ppm
Avge	.8089	.0003	5.530	-.0031	-.0936	.1305	.3294
SDev	.0009	.0080	.005	.0049	.0615	.0006	.0027
%RSD	.1160	2878.	.0922	157.8	65.73	.4247	.8233
#1	.8083	.0060	5.534	.0004	-.1371	.1309	.3313
#2	.8096	-.0054	5.526	-.0066	-.0501	.1301	.3275

011162

Elem	Y_3710	Zn2062	Zr3496
Units	ppm	ppm	ppm
Avge	.0265	.2355	.1169
SDev	.0003	.0011	.0021
%RSD	1.008	.4902	1.792
#1	.0263	.2363	.1183
#2	.0267	.2347	.1154

IntStd	1	2	3	4	5	6	7
Mode	*Counts	Time	NOTUSED	NOTUSED	NOTUSED	NOTUSED	NOTUSED
Elem	Sc	--	--	--	--	--	--
Wavlen	361.384	--	--	--	--	--	--
Avge	885750	10000	--	--	--	--	--
SDev	7095.109	.0000000	--	--	--	--	--
%RSD	.8010284	.0000000	--	--	--	--	--
#1	880733	10000	--	--	--	--	--
#2	890767	10000	--	--	--	--	--

Method: DAILY2 Sample Name: 297131I Operator:
Run Time: 07/03/07 22:37:38
Comment:
Mode: CONC Corr. Factor: 1

011163

Elem	Ag3280	Al3082	As1890	B_2496	Ba4934	Be3130	Bi2230
Units	ppm	ppm	ppm	ppm	ppm	ppm	ppm
Avge	.0003	109.4	.0204	.2198	1.445	.0035	.0080
SDev	.0005	.3	.0021	.0005	.002	.0000	.0025
%RSD	132.0	.2958	10.08	.2352	.1443	.5000	30.74
#1	.0007	109.6	.0190	.2202	1.446	.0035	.0063
#2	.0000	109.2	.0219	.2194	1.443	.0035	.0097

Elem	Ca3179	Cd2265	Co2286	Cr2677	Cu3247	Fe2714	K_7664
Units	ppm	ppm	ppm	ppm	ppm	ppm	ppm
Avge	85.54	.0004	.0491	4.094	.3151	62.63	37.99
SDev	.25	.0001	.0005	.012	.0004	.24	.14
%RSD	.2883	33.15	.9448	.2898	.1334	.3850	.3652
#1	85.71	.0005	.0494	4.102	.3154	62.81	38.09
#2	85.36	.0003	.0488	4.086	.3148	62.46	37.89

Elem	La3988	Li6707	Mg2790	Mn2576	Mo2020	Na3302	Na5889
Units	ppm	ppm	ppm	ppm	ppm	ppm	ppm
Avge	.0584	.0642	21.49	1.492	.0810	26.54	44.28
SDev	.0009	.0001	.10	.005	.0011	.52	.13
%RSD	1.595	.2365	.4609	.3205	1.312	1.946	.2863
#1	.0590	.0643	21.56	1.495	.0817	26.90	44.37
#2	.0577	.0641	21.42	1.488	.0802	26.17	44.19

Elem	Ni2316	P_1782	2203/1	2203/2	Pd3404	S_1820	Sb2068
Units	ppm	ppm	ppm	ppm	ppm	ppm	ppm
Avge	1.889	3.140	.0616	.0525	-.0038	1.347	.0165
SDev	.016	.068	.0027	.0006	.0026	.031	.0035
%RSD	.8264	2.181	4.318	1.205	67.66	2.297	21.09
#1	1.900	3.188	.0635	.0529	-.0020	1.369	.0141
#2	1.878	3.091	.0597	.0520	-.0056	1.325	.0190

Elem	Sc3613	1960/1	1960/2	Si2881	Pb220	Se196	Sn1899
Units	%R	ppm	ppm	ppm	ppm	ppm	ppm
Avge	102.1	.0079	-.0035	.0210	.0555	.0003	.0093
SDev	.1	.0032	.0025	.0006	.0013	.0027	.0011
%RSD	.1338	40.16	71.52	2.715	2.355	873.9	12.28
#1	102.2	.0056	-.0053	.0206	.0565	-.0016	.0085
#2	102.0	.0101	-.0017	.0214	.0546	.0022	.0101

Elem	Sr4215	Th2837	Ti3349	Tl1908	U_4090	V_2924	W_2079
Units	ppm	ppm	ppm	ppm	ppm	ppm	ppm
Avge	.8026	-.0072	6.098	-.0039	-.0832	.1405	.5810
SDev	.0020	.0034	.018	.0014	.0474	.0000	.0017
%RSD	.2452	46.59	.3032	35.20	56.96	.0107	.3000
#1	.8040	-.0096	6.111	-.0049	-.0497	.1405	.5822
#2	.8012	-.0049	6.085	-.0029	-.1167	.1405	.5797

011164

Elem	Y_3710	Zn2062	Zr3496
Units	ppm	ppm	ppm
Avge	.0296	.3522	.1052
SDev	.0002	.0013	.0012
%RSD	.6726	.3767	1.167
#1	.0298	.3531	.1043
#2	.0295	.3513	.1061

IntStd	1	2	3	4	5	6	7
Mode	*Counts	Time	NOTUSED	NOTUSED	NOTUSED	NOTUSED	NOTUSED
Elem	Sc	--	--	--	--	--	--
Wavlen	361.384	--	--	--	--	--	--
Avge	878632	10000	--	--	--	--	--
SDev	1110.865	.0000000	--	--	--	--	--
%RSD	.1264312	.0000000	--	--	--	--	--
#1	879417	10000	--	--	--	--	--
#2	877846	10000	--	--	--	--	--

Method: DAILY2 Sample Name: CCV7 Operator:
Run Time: 07/03/07 22:42:24
Comment:
Mode: CONC Corr. Factor: 1

011165

Elem	Ag3280	Al3082	As1890	B_2496	Ba4934	Be3130	Bi2230
Units	ppm	ppm	ppm	ppm	ppm	ppm	ppm
Avge	.9913	9.737	5.152	5.001	10.09	.9800	5.117
SDev	.0033	.062	.053	.036	.02	.0020	.036
%RSD	.3304	.6341	1.024	.7224	.1783	.2012	.7008
#1	.9936	9.781	5.190	5.026	10.11	.9814	5.142
#2	.9890	9.694	5.115	4.975	10.08	.9786	5.092
Errors	LC Pass	LC Pass	LC Pass	LC Pass	LC Pass	LC Pass	LC Pass
High	1.100	11.00	5.500	5.500	11.00	1.100	5.500
Low	.9000	9.000	4.500	4.500	9.000	.9000	4.500

Elem	Ca3179	Cd2265	Co2286	Cr2677	Cu3247	Fe2714	K_7664
Units	ppm	ppm	ppm	ppm	ppm	ppm	ppm
Avge	19.73	1.002	5.078	1.976	2.063	10.23	18.68
SDev	.04	.000	.008	.005	.012	.04	.13
%RSD	.2004	.0010	.1612	.2312	.5744	.3791	.7159
#1	19.75	1.002	5.084	1.980	2.072	10.26	18.77
#2	19.70	1.002	5.072	1.973	2.055	10.20	18.58
Errors	LC Pass	LC Pass	LC Pass	LC Pass	LC Pass	LC Pass	LC Pass
High	22.00	1.100	5.500	2.200	2.200	11.00	22.00
Low	18.00	.9000	4.500	1.800	1.800	9.000	18.00

Elem	La3988	Li6707	Mg2790	Mn2576	Mo2020	Na3302	Na5889
Units	ppm	ppm	ppm	ppm	ppm	ppm	ppm
Avge	4.905	4.744	19.92	1.019	5.068	27.91	H44.94
SDev	.007	.017	.07	.001	.029	.53	.29
%RSD	.1507	.3486	.3435	.0707	.5682	1.891	.6413
#1	4.910	4.756	19.96	1.020	5.088	28.28	H45.14
#2	4.900	4.733	19.87	1.019	5.047	27.53	H44.74
Errors	LC Pass	LC Pass	LC Pass	LC Pass	LC Pass	LC Pass	LC High
High	5.500	5.500	22.00	1.100	5.500	33.00	33.00
Low	4.500	4.500	18.00	.9000	4.500	27.00	27.00

Elem	Ni2316	P_1782	2203/1	2203/2	Pd3404	S_1820	Sb2068
Units	ppm	ppm	ppm	ppm	ppm	ppm	ppm
Avge	4.955	5.132	5.057	5.198	1.018	1.050	.9984
SDev	.010	.046	.086	.023	.003	.003	.0194
%RSD	.2118	.9023	1.701	.4520	.2462	.3064	1.940
#1	4.948	5.164	4.996	5.181	1.019	1.048	1.012
#2	4.963	5.099	5.117	5.214	1.016	1.053	.9847
Errors	LC Pass	LC Pass	NOCHECK	NOCHECK	LC Pass	LC Pass	LC Pass
High	5.500	5.500			1.100	1.100	1.100
Low	4.500	4.500			.9000	.9000	.9000

Elem	Sc3613	1960/1	1960/2	Si2881	Pb220	Se196	Sn1899

011166

Units	%R	ppm	ppm	ppm	ppm	ppm	ppm
Avge	100.7	5.186	5.381	5.093	5.151	5.316	4.769
SDev	1.6	.108	.002	.022	.044	.037	.032
%RSD	1.569	2.079	.0284	.4263	.8608	.6954	.6698
#1	101.8	5.110	5.379	5.108	5.119	5.290	4.792
#2	99.54	5.263	5.382	5.077	5.182	5.342	4.747
Errors	NOCHECK	NOCHECK	NOCHECK	LC Pass	LC Pass	LC Pass	LC Pass
High				5.500	5.500	5.500	5.500
Low				4.500	4.500	4.500	4.500

Elem	Sr4215	Th2837	Ti3349	Tl1908	U_4090	V_2924	W_2079
Units	ppm	ppm	ppm	ppm	ppm	ppm	ppm
Avge	4.948	.9887	4.845	5.320	1.023	4.998	1.055
SDev	.013	.0001	.011	.024	.018	.014	.004
%RSD	.2654	.0133	.2207	.4469	1.726	.2823	.4157
#1	4.957	.9886	4.853	5.337	1.011	5.008	1.058
#2	4.939	.9888	4.838	5.303	1.036	4.988	1.052
Errors	LC Pass	LC Pass	LC Pass	LC Pass	LC Pass	LC Pass	LC Pass
High	5.500	1.100	5.500	5.500	1.100	5.500	1.100
Low	4.500	.9000	4.500	4.500	.9000	4.500	.9000

Elem	Y_3710	Zn2062	Zr3496
Units	ppm	ppm	ppm
Avge	4.980	1.008	4.825
SDev	.012	.001	.017
%RSD	.2469	.1120	.3559
#1	4.989	1.009	4.837
#2	4.972	1.007	4.812
Errors	LC Pass	LC Pass	LC Pass
High	5.500	1.100	5.500
Low	4.500	.9000	4.500

011167

IntStd	1	2	3	4	5	6	
Mode	*Counts	Time	NOTUSED	NOTUSED	NOTUSED	NOTUSED	NOTUSED
Elem	Sc	--	--	--	--	--	--
Wavlen	361.384	--	--	--	--	--	--
Avge	865926	10000	--	--	--	--	--
SDev	13553.82	.0000000	--	--	--	--	--
%RSD	1.565240	.0000000	--	--	--	--	--
#1	875510	10000	--	--	--	--	--
#2	856342	10000	--	--	--	--	--

Method: DAILY2 Sample Name: CCB7 Operator:
Run Time: 07/03/07 22:47:11
Comment:
Mode: CONC Corr. Factor: 1

011168

Elem	Ag3280	Al3082	As1890	B_2496	Ba4934	Be3130	Bi2230
Units	ppm	ppm	ppm	ppm	ppm	ppm	ppm
Avge	-.0005	.0041	.0021	.0082	.0003	.0001	-.0061
SDev	.0013	.0002	.0040	.0029	.0002	.0000	.0083
%RSD	249.4	5.443	192.9	35.32	69.02	9.756	135.9
#1	.0004	.0039	.0049	.0103	.0005	.0001	-.0002
#2	-.0015	.0042	-.0008	.0062	.0002	.0001	L-.0120
Errors	LC Pass	LC Pass	LC Pass	LC Pass	LC Pass	LC Pass	LC Pass
High	.0050	.0500	.0050	.0500	.0050	.0050	.0100
Low	-.0050	-.0500	-.0050	-.0500	-.0050	-.0050	-.0100

Elem	Ca3179	Cd2265	Co2286	Cr2677	Cu3247	Fe2714	K_7664
Units	ppm	ppm	ppm	ppm	ppm	ppm	ppm
Avge	-.0014	.0001	.0001	.0011	.0004	-.0214	-.0279
SDev	.0011	.0001	.0001	.0001	.0007	.0055	.0126
%RSD	80.64	95.04	194.4	6.612	197.3	25.82	45.25
#1	-.0006	.0002	.0002	.0010	-.0001	-.0253	-.0190
#2	-.0022	.0000	-.0000	.0011	.0009	-.0175	-.0369
Errors	LC Pass	LC Pass	LC Pass	LC Pass	LC Pass	LC Pass	LC Pass
High	.0500	.0050	.0050	.0050	.0050	.0500	.1000
Low	-.0500	-.0050	-.0050	-.0050	-.0050	-.0500	-.1000

Elem	La3988	Li6707	Mg2790	Mn2576	Mo2020	Na3302	Na5889
Units	ppm	ppm	ppm	ppm	ppm	ppm	ppm
Avge	-.0010	-.0002	-.0030	.0001	.0005	L-.4478	.0099
SDev	.0015	.0001	.0090	.0000	.0001	.0858	.0021
%RSD	153.7	70.80	300.5	37.36	25.25	19.15	20.90
#1	.0001	-.0003	.0034	.0001	.0004	L-.3871	.0085
#2	-.0021	-.0001	-.0094	.0001	.0006	L-.5084	.0114
Errors	LC Pass	LC Pass	LC Pass	LC Pass	LC Pass	LC Low	LC Pass
High	.0050	.0050	.0500	.0050	.0050	.0500	.0500
Low	-.0050	-.0050	-.0500	-.0050	-.0050	-.0500	-.0500

Elem	Ni2316	P_1782	2203/1	2203/2	Pd3404	S_1820	Sb2068
Units	ppm	ppm	ppm	ppm	ppm	ppm	ppm
Avge	-.0005	H.0172	-.0010	.0015	L-.0072	.0122	-.0003
SDev	.0008	.0254	.0045	.0012	.0012	.0098	.0017
%RSD	174.0	147.9	448.5	75.63	17.37	80.40	513.9
#1	.0001	H.0351	.0022	.0024	L-.0063	.0052	.0009
#2	-.0011	-.0008	-.0042	.0007	L-.0080	.0191	-.0015
Errors	LC Pass	LC High	NOCHECK	NOCHECK	LC Low	LC Pass	LC Pass
High	.0050	.0100			.0050	.0200	.0100
Low	-.0050	-.0100			-.0050	-.0200	-.0100

Elem	Sc3613	1960/1	1960/2	Si2881	Pb220	Se196	Sn1899

011169

Units	%R	ppm	ppm	ppm	ppm	ppm	ppm
Avge	104.5	.0068	.0017	-.0093	.0007	.0034	.0023
SDev	.4	.0009	.0006	.0050	.0023	.0007	.0006
%RSD	.3809	12.82	35.92	53.37	320.8	20.53	23.51
#1	104.8	.0074	.0022	-.0058	.0023	.0039	.0027
#2	104.2	.0061	.0013	L-.0128	-.0009	.0029	.0019
Errors	NOCHECK	NOCHECK	NOCHECK	LC Pass	LC Pass	LC Pass	LC Pass
High				.0100	.0050	.0050	.0050
Low				-.0100	-.0050	-.0050	-.0050

Elem	Sr4215	Th2837	Ti3349	Tl1908	U_4090	V_2924	W_2079
Units	ppm	ppm	ppm	ppm	ppm	ppm	ppm
Avge	.0001	.0024	.0004	-.0062	-.0177	-.0001	.0002
SDev	.0002	.0014	.0000	.0021	.0269	.0004	.0013
%RSD	239.5	57.49	10.22	33.83	151.8	343.4	726.2
#1	.0003	.0014	.0004	-.0047	.0013	-.0004	-.0008
#2	-.0001	.0033	.0003	-.0077	-.0368	.0002	.0011
Errors	LC Pass	LC Pass	LC Pass	LC Pass	LC Pass	LC Pass	LC Pass
High	.0050	.0100	.0050	.0100	.1000	.0050	.0100
Low	-.0050	-.0100	-.0050	-.0100	-.1000	-.0050	-.0100

Elem	Y_3710	Zn2062	Zr3496
Units	ppm	ppm	ppm
Avge	.0002	.0001	.0005
SDev	.0001	.0005	.0002
%RSD	61.05	331.1	31.93
#1	.0003	.0005	.0006
#2	.0001	-.0002	.0004
Errors	LC Pass	LC Pass	LC Pass
High	.0050	.0050	.0050
Low	-.0050	-.0050	-.0050

011170

IntStd	1	2	3	4	5	6	7
Mode	*Counts	Time	NOTUSED	NOTUSED	NOTUSED	NOTUSED	NOTUSED
Elem	Sc	--	--	--	--	--	--
Wavlen	361.384	--	--	--	--	--	--
Avge	899182	10000	--	--	--	--	--
SDev	3469.773	.0000000	--	--	--	--	--
%RSD	.3858808	.0000000	--	--	--	--	--
#1	901636	10000	--	--	--	--	--
#2	896729	10000	--	--	--	--	--

Analysis Report 07/03/07 10:56:33 PM

Method: DAILY2 Sample Name: 297132I Operator: 011171
Run Time: 07/03/07 22:51:58
Comment:
Mode: CONC Corr. Factor: 1

Elem	Ag3280	Al3082	As1890	B_2496	Ba4934	Be3130	Bi2230
Units	ppm	ppm	ppm	ppm	ppm	ppm	ppm
Avge	-.0006	118.4	.0202	.2240	1.407	.0036	.0042
SDev	.0019	.1	.0003	.0001	.002	.0000	.0001
%RSD	306.3	.1025	1.465	.0226	.1260	.3084	3.590
#1	.0007	118.5	.0204	.2240	1.405	.0036	.0043
#2	-.0019	118.3	.0200	.2239	1.408	.0036	.0041

Elem	Ca3179	Cd2265	Co2286	Cr2677	Cu3247	Fe2714	K_7664
Units	ppm	ppm	ppm	ppm	ppm	ppm	ppm
Avge	81.96	.0002	.0363	1.747	.3203	58.75	38.80
SDev	.13	.0001	.0009	.001	.0001	.04	.10
%RSD	.1590	46.01	2.608	.0395	.0461	.0633	.2538
#1	82.05	.0001	.0370	1.748	.3202	58.78	38.73
#2	81.87	.0003	.0356	1.747	.3204	58.72	38.87

Elem	La3988	Li6707	Mg2790	Mn2576	Mo2020	Na3302	Na5889
Units	ppm	ppm	ppm	ppm	ppm	ppm	ppm
Avge	.0586	.0758	23.40	1.275	.0385	27.61	46.23
SDev	.0010	.0003	.00	.002	.0001	.16	.13
%RSD	1.739	.4170	.0001	.1330	.2546	.5644	.2889
#1	.0593	.0756	23.40	1.274	.0385	27.50	46.14
#2	.0579	.0760	23.40	1.276	.0386	27.73	46.33

Elem	Ni2316	P_1782	2203/1	2203/2	Pd3404	S_1820	Sb2068
Units	ppm	ppm	ppm	ppm	ppm	ppm	ppm
Avge	.8023	2.375	.0633	.0510	-.0028	1.058	.0142
SDev	.0048	.020	.0008	.0000	.0048	.023	.0132
%RSD	.5972	.8304	1.216	.0170	168.0	2.144	92.56
#1	.7989	2.361	.0627	.0510	.0005	1.042	.0049
#2	.8057	2.389	.0638	.0510	-.0062	1.074	.0235

Elem	Sc3613	1960/1	1960/2	Si2881	Pb220	Se196	Sn1899
Units	%R	ppm	ppm	ppm	ppm	ppm	ppm
Avge	105.8	.0086	.0005	.0108	.0551	.0032	.0068
SDev	.9	.0078	.0017	.0005	.0003	.0037	.0013
%RSD	.8403	91.73	362.8	4.681	.4756	118.0	18.42
#1	105.2	.0141	.0017	.0112	.0549	.0058	.0077
#2	106.4	.0030	-.0007	.0105	.0553	.0005	.0059

Elem	Sr4215	Th2837	Ti3349	Tl1908	U_4090	V_2924	W_2079
Units	ppm	ppm	ppm	ppm	ppm	ppm	ppm
Avge	.7561	-.0045	6.533	.0003	-.0547	.1423	.7833
SDev	.0019	.0042	.009	.0047	.0361	.0012	.0026
%RSD	.2554	92.13	.1401	1506.	66.03	.8176	.3330
#1	.7547	-.0074	6.527	-.0030	-.0292	.1431	.7851
#2	.7574	-.0016	6.540	.0036	-.0803	.1415	.7814

011172

Elem	Y_3710	Zn2062	Zr3496
Units	ppm	ppm	ppm
Avge	.0307	.3089	.0938
SDev	.0001	.0010	.0006
%RSD	.3105	.3131	.6545
#1	.0307	.3096	.0942
#2	.0308	.3082	.0933

IntStd	1	2	3	4	5	6	7
Mode	*Counts	Time	NOTUSED	NOTUSED	NOTUSED	NOTUSED	NOTUSED
Elem	Sc	--	--	--	--	--	--
Wavlen	361.384	--	--	--	--	--	--
Avge	910198	10000	--	--	--	--	--
SDev	7644.531	.0000000	--	--	--	--	--
%RSD	.8398752	.0000000	--	--	--	--	--
#1	904793	10000	--	--	--	--	--
#2	915604	10000	--	--	--	--	--

Analysis Report 07/03/07 11:01:20 PM page 1

Method: DAILY2 Sample Name: 297133I Operator:
Run Time: 07/03/07 22:56:45
Comment:
Mode: CONC Corr. Factor: 1

011173

Elem	Ag3280	Al3082	As1890	B_2496	Ba4934	Be3130	Bi2230
Units	ppm	ppm	ppm	ppm	ppm	ppm	ppm
Avge	.0004	122.8	.0151	.2272	1.437	.0037	.0106
SDev	.0009	.1	.0002	.0020	.000	.0000	.0018
%RSD	236.5	.0821	1.304	.8899	.0159	.6459	17.20
#1	-.0003	122.7	.0150	.2286	1.437	.0037	.0093
#2	.0010	122.8	.0153	.2258	1.437	.0038	.0119

Elem	Ca3179	Cd2265	Co2286	Cr2677	Cu3247	Fe2714	K_7664
Units	ppm	ppm	ppm	ppm	ppm	ppm	ppm
Avge	78.17	.0002	.0444	3.394	.2901	60.92	40.40
SDev	.29	.0001	.0006	.001	.0007	.10	.03
%RSD	.3649	68.04	1.415	.0437	.2375	.1716	.0716
#1	77.96	.0001	.0439	3.393	.2906	60.85	40.38
#2	78.37	.0003	.0448	3.395	.2896	60.99	40.42

Elem	La3988	Li6707	Mg2790	Mn2576	Mo2020	Na3302	Na5889
Units	ppm	ppm	ppm	ppm	ppm	ppm	ppm
Avge	.0583	.0675	20.59	1.343	.0637	32.07	53.07
SDev	.0004	.0001	.01	.001	.0001	.35	.02
%RSD	.6506	.0699	.0585	.0859	.2085	1.088	.0467
#1	.0581	.0675	20.58	1.342	.0638	31.82	53.06
#2	.0586	.0675	20.59	1.344	.0636	32.32	53.09

Elem	Ni2316	P_1782	2203/1	2203/2	Pd3404	S_1820	Sb2068
Units	ppm	ppm	ppm	ppm	ppm	ppm	ppm
Avge	1.535	1.978	.0604	.0428	.0021	.9287	.0145
SDev	.007	.009	.0000	.0026	.0031	.0048	.0063
%RSD	.4342	.4704	.0125	6.176	147.6	.5216	43.83
#1	1.530	1.984	.0604	.0409	-.0001	.9321	.0190
#2	1.540	1.971	.0604	.0446	.0043	.9253	.0100

Elem	Sc3613	1960/1	1960/2	Si2881	Pb220	Se196	Sn1899
Units	%R	ppm	ppm	ppm	ppm	ppm	ppm
Avge	101.3	.0129	-.0027	.0234	.0487	.0025	.0085
SDev	.6	.0046	.0024	.0111	.0018	.0001	.0012
%RSD	.6216	35.38	88.16	47.36	3.620	2.878	13.77
#1	101.7	.0161	-.0044	.0155	.0474	.0024	.0094
#2	100.8	.0097	-.0010	.0312	.0499	.0026	.0077

Elem	Sr4215	Th2837	Ti3349	Tl1908	U_4090	V_2924	W_2079
Units	ppm	ppm	ppm	ppm	ppm	ppm	ppm
Avge	.7672	-.0056	6.464	.0012	-.0403	.1417	.4089
SDev	.0007	.0002	.006	.0002	.0375	.0007	.0011
%RSD	.0918	3.072	.0948	19.27	93.09	.5119	.2799
#1	.7667	-.0057	6.460	.0011	-.0668	.1412	.4097
#2	.7677	-.0055	6.468	.0014	-.0138	.1422	.4081

011174

Elem	Y_3710	Zn2062	Zr3496
Units	ppm	ppm	ppm
Avge	.0297	.2979	.1048
SDev	.0001	.0000	.0012
%RSD	.2555	.0045	1.164
#1	.0297	.2979	.1057
#2	.0298	.2979	.1039

IntStd	1	2	3	4	5	6	7
Mode	*Counts	Time	NOTUSED	NOTUSED	NOTUSED	NOTUSED	NOTUSED
Elem	Sc	--	--	--	--	--	--
Wavlen	361.384	--	--	--	--	--	--
Avge	871218	10000	--	--	--	--	--
SDev	5395.932	.0000000	--	--	--	--	--
%RSD	.6193553	.0000000	--	--	--	--	--
#1	875033	10000	--	--	--	--	--
#2	867402	10000	--	--	--	--	--

Analysis Report 07/03/07 11:06:07 PM page 1

Method: DAILY2 Sample Name: 297134I Operator: 011175
Run Time: 07/03/07 23:01:32
Comment:
Mode: CONC Corr. Factor: 1

Elem	Ag3280	Al3082	As1890	B_2496	Ba4934	Be3130	Bi2230
Units	ppm	ppm	ppm	ppm	ppm	ppm	ppm
Avge	.0002	113.4	.0181	.1861	1.520	.0034	.0051
SDev	.0007	.1	.0003	.0002	.001	.0000	.0027
%RSD	287.2	.0907	1.800	.0930	.0439	.4824	52.94
#1	.0007	113.3	.0183	.1859	1.519	.0034	.0071
#2	-.0002	113.5	.0178	.1862	1.520	.0034	.0032

Elem	Ca3179	Cd2265	Co2286	Cr2677	Cu3247	Fe2714	K_7664
Units	ppm	ppm	ppm	ppm	ppm	ppm	ppm
Avge	83.21	.0004	.0302	1.615	.2134	49.61	37.67
SDev	.01	.0004	.0007	.001	.0001	.08	.07
%RSD	.0068	97.57	2.385	.0722	.0536	.1582	.1879
#1	83.21	.0006	.0307	1.614	.2133	49.67	37.62
#2	83.20	.0001	.0297	1.616	.2134	49.56	37.72

Elem	La3988	Li6707	Mg2790	Mn2576	Mo2020	Na3302	Na5889
Units	ppm	ppm	ppm	ppm	ppm	ppm	ppm
Avge	.0573	.0552	17.84	1.195	.0348	31.55	52.24
SDev	.0008	.0000	.00	.001	.0007	.06	.08
%RSD	1.425	.0631	.0080	.1043	2.042	.1828	.1500
#1	.0579	.0552	17.85	1.194	.0343	31.51	52.18
#2	.0568	.0552	17.84	1.196	.0353	31.59	52.29

Elem	Ni2316	P_1782	2203/1	2203/2	Pd3404	S_1820	Sb2068
Units	ppm	ppm	ppm	ppm	ppm	ppm	ppm
Avge	.7303	3.017	.0639	.0543	-.0044	1.669	.0202
SDev	.0035	.000	.0067	.0014	.0056	.016	.0019
%RSD	.4766	.0101	10.53	2.676	125.7	.9625	9.565
#1	.7278	3.017	.0686	.0553	-.0005	1.680	.0188
#2	.7327	3.017	.0591	.0533	-.0084	1.658	.0215

Elem	Sc3613	1960/1	1960/2	Si2881	Pb220	Se196	Sn1899
Units	%R	ppm	ppm	ppm	ppm	ppm	ppm
Avge	105.7	.0076	.0003	.0299	.0575	.0028	.0089
SDev	.3	.0082	.0025	.0063	.0032	.0044	.0048
%RSD	.2457	107.7	764.6	21.11	5.582	158.6	53.75
#1	105.9	.0135	.0021	.0344	.0598	.0059	.0055
#2	105.5	.0018	-.0014	.0255	.0552	-.0003	.0123

Elem	Sr4215	Th2837	Ti3349	Tl1908	U_4090	V_2924	W_2079
Units	ppm	ppm	ppm	ppm	ppm	ppm	ppm
Avge	.8449	-.0013	6.065	-.0031	-.0673	.1224	.4251
SDev	.0010	.0009	.004	.0049	.0229	.0001	.0036
%RSD	.1139	69.88	.0609	158.7	34.02	.0714	.8494
#1	.8442	-.0019	6.062	.0004	-.0511	.1223	.4277
#2	.8456	-.0006	6.067	-.0066	-.0835	.1224	.4226

011176

Elem	Y_3710	Zn2062	Zr3496
Units	ppm	ppm	ppm
Avge	.0299	.3010	.1148
SDev	.0000	.0001	.0002
%RSD	.0349	.0402	.2065
#1	.0299	.3011	.1150
#2	.0299	.3009	.1146

IntStd	1	2	3	4	5	6	7
Mode	*Counts	Time	NOTUSED	NOTUSED	NOTUSED	NOTUSED	NOTUSED
Elem	Sc	--	--	--	--	--	--
Wavlen	361.384	--	--	--	--	--	--
Avge	909462	10000	--	--	--	--	--
SDev	2209.709	.0000000	--	--	--	--	--
%RSD	.2429687	.0000000	--	--	--	--	--
#1	911025	10000	--	--	--	--	--
#2	907900	10000	--	--	--	--	--

Method: DAILY2 Sample Name: 297135I Operator:
Run Time: 07/03/07 23:06:19 011177
Comment:
Mode: CONC Corr. Factor: 1

Elem	Ag3280	Al3082	As1890	B_2496	Ba4934	Be3130	Bi2230
Units	ppm	ppm	ppm	ppm	ppm	ppm	ppm
Avge	-.0001	116.1	.0307	.1641	1.543	.0038	.0034
SDev	.0006	.0	.0003	.0019	.001	.0000	.0021
%RSD	440.3	.0284	1.125	1.153	.0628	.3765	63.30
#1	.0003	116.1	.0304	.1628	1.543	.0038	.0049
#2	-.0006	116.1	.0309	.1655	1.542	.0039	.0019

Elem	Ca3179	Cd2265	Co2286	Cr2677	Cu3247	Fe2714	K_7664
Units	ppm	ppm	ppm	ppm	ppm	ppm	ppm
Avge	108.5	.0008	.0301	.9633	.2696	55.62	40.39
SDev	.1	.0001	.0000	.0008	.0001	.03	.04
%RSD	.0726	13.31	.1057	.0854	.0442	.0593	.0980
#1	108.6	.0008	.0301	.9639	.2695	55.65	40.42
#2	108.5	.0007	.0301	.9627	.2697	55.60	40.36

Elem	La3988	Li6707	Mg2790	Mn2576	Mo2020	Na3302	Na5889
Units	ppm	ppm	ppm	ppm	ppm	ppm	ppm
Avge	.0676	.0743	25.02	1.296	.0235	27.71	46.49
SDev	.0007	.0002	.01	.000	.0001	.14	.09
%RSD	1.091	.2673	.0582	.0040	.4354	.5212	.1870
#1	.0681	.0744	25.01	1.296	.0234	27.81	46.42
#2	.0670	.0742	25.03	1.296	.0235	27.61	46.55

Elem	Ni2316	P_1782	2203/1	2203/2	Pd3404	S_1820	Sb2068
Units	ppm	ppm	ppm	ppm	ppm	ppm	ppm
Avge	.4580	3.087	.0760	.0731	-.0048	1.756	.0197
SDev	.0040	.007	.0027	.0025	.0059	.031	.0015
%RSD	.8732	.2159	3.584	3.364	123.0	1.762	7.406
#1	.4552	3.082	.0779	.0748	-.0006	1.734	.0207
#2	.4608	3.092	.0740	.0713	-.0089	1.778	.0186

Elem	Sc3613	1960/1	1960/2	Si2881	Pb220	Se196	Sn1899
Units	%R	ppm	ppm	ppm	ppm	ppm	ppm
Avge	105.3	.0092	-.0023	.0181	.0740	.0015	.0075
SDev	.5	.0067	.0000	.0033	.0026	.0022	.0009
%RSD	.4373	72.38	.2502	18.34	3.438	144.0	11.50
#1	105.7	.0045	-.0023	.0205	.0758	-.0000	.0069
#2	105.0	.0139	-.0023	.0158	.0722	.0031	.0081

Elem	Sr4215	Th2837	Ti3349	Tl1908	U_4090	V_2924	W_2079
Units	ppm	ppm	ppm	ppm	ppm	ppm	ppm
Avge	.8803	-.0036	6.283	-.0002	-.0679	.1316	.1510
SDev	.0001	.0034	.008	.0020	.0446	.0009	.0071
%RSD	.0082	94.84	.1337	1232.	65.64	.6682	4.683
#1	.8802	-.0060	6.289	-.0016	-.0364	.1310	.1460
#2	.8803	-.0012	6.277	.0013	-.0994	.1322	.1560

011178

Elem	Y_3710	Zn2062	Zr3496
Units	ppm	ppm	ppm
Avge	.0331	.4039	.1243
SDev	.0002	.0005	.0010
%RSD	.7261	.1257	.8235
#1	.0329	.4036	.1236
#2	.0332	.4043	.1250

IntStd	1	2	3	4	5	6	7
Mode	*Counts	Time	NOTUSED	NOTUSED	NOTUSED	NOTUSED	NOTUSED
Elem	Sc	--	--	--	--	--	--
Wavlen	361.384	--	--	--	--	--	--
Avge	906154	10000	--	--	--	--	--
SDev	3982.425	.0000000	--	--	--	--	--
%RSD	.4394866	.0000000	--	--	--	--	--
#1	908970	10000	--	--	--	--	--
#2	903338	10000	--	--	--	--	--

Method: DAILY2 Sample Name: 297136I Operator:
Run Time: 07/03/07 23:11:06
Comment:
Mode: CONC Corr. Factor: 1

011179

Elem	Ag3280	Al3082	As1890	B_2496	Ba4934	Be3130	Bi2230
Units	ppm	ppm	ppm	ppm	ppm	ppm	ppm
Avge	-.0008	116.1	.0202	.1983	1.508	.0038	.0002
SDev	.0029	.8	.0052	.0022	.008	.0001	.0055
%RSD	350.8	.6851	25.96	1.129	.5308	2.973	2273.
#1	.0012	115.6	.0165	.1967	1.502	.0039	.0041
#2	-.0029	116.7	.0239	.1999	1.513	.0037	-.0036

Elem	Ca3179	Cd2265	Co2286	Cr2677	Cu3247	Fe2714	K_7664
Units	ppm	ppm	ppm	ppm	ppm	ppm	ppm
Avge	111.4	.0004	.0238	.8107	.1399	43.54	41.13
SDev	.7	.0002	.0017	.0025	.0008	.17	.45
%RSD	.6368	66.26	7.057	.3133	.5543	.3790	1.095
#1	111.9	.0005	.0249	.8125	.1393	43.66	40.81
#2	110.9	.0002	.0226	.8089	.1404	43.42	41.45

Elem	La3988	Li6707	Mg2790	Mn2576	Mo2020	Na3302	Na5889
Units	ppm	ppm	ppm	ppm	ppm	ppm	ppm
Avge	.0597	.0737	18.82	1.036	.0202	34.61	57.59
SDev	.0025	.0010	.01	.000	.0008	.06	.78
%RSD	4.127	1.314	.0613	.0384	3.922	.1752	1.362
#1	.0615	.0730	18.81	1.036	.0197	34.65	57.03
#2	.0580	.0744	18.83	1.037	.0208	34.57	58.14

Elem	Ni2316	P_1782	2203/1	2203/2	Pd3404	S_1820	Sb2068
Units	ppm	ppm	ppm	ppm	ppm	ppm	ppm
Avge	.3662	2.076	.0579	.0487	-.0045	1.592	.0107
SDev	.0000	.031	.0003	.0038	.0165	.014	.0053
%RSD	.0121	1.480	.5143	7.741	364.5	.8688	49.40
#1	.3662	2.054	.0577	.0514	.0071	1.582	.0145
#2	.3663	2.097	.0581	.0460	-.0162	1.602	.0070

Elem	Sc3613	1960/1	1960/2	Si2881	Pb220	Se196	Sn1899
Units	%R	ppm	ppm	ppm	ppm	ppm	ppm
Avge	102.7	.0160	-.0034	.0243	.0518	.0031	.1534
SDev	4.2	.0080	.0075	.0070	.0024	.0024	.0048
%RSD	4.051	50.24	222.2	28.88	4.664	76.14	3.135
#1	99.78	.0103	.0019	.0293	.0535	.0047	.1500
#2	105.7	.0217	-.0087	.0193	.0501	.0014	.1568

Elem	Sr4215	Th2837	Ti3349	Tl1908	U_4090	V_2924	W_2079
Units	ppm	ppm	ppm	ppm	ppm	ppm	ppm
Avge	1.300	.0041	5.763	-.0024	-.0919	.1072	.0908
SDev	.007	.0042	.024	.0079	.0981	.0010	.0012
%RSD	.5137	101.1	.4091	335.1	106.7	.9657	1.275
#1	1.295	.0012	5.746	-.0079	-.0226	.1080	.0900
#2	1.305	.0071	5.779	.0032	-.1613	.1065	.0916

011180

Elem	Y_3710	Zn2062	Zr3496
Units	ppm	ppm	ppm
Avge	.0296	.2717	.1039
SDev	.0000	.0013	.0015
%RSD	.0023	.4945	1.489
#1	.0296	.2727	.1050
#2	.0296	.2708	.1028

IntStd	1	2	3	4	5	6	7
Mode	*Counts	Time	NOTUSED	NOTUSED	NOTUSED	NOTUSED	NOTUSED
Elem	Sc	--	--	--	--	--	--
Wavlen	361.384	--	--	--	--	--	--
Avge	883754	10000	--	--	--	--	--
SDev	35812.13	.0000000	--	--	--	--	--
%RSD	4.052274	.0000000	--	--	--	--	--
#1	858431	10000	--	--	--	--	--
#2	909077	10000	--	--	--	--	--

Method: DAILY2 Sample Name: 297137I Operator:
Run Time: 07/03/07 23:15:53 011181
Comment:
Mode: CONC Corr. Factor: 1

Elem	Ag3280	Al3082	As1890	B_2496	Ba4934	Be3130	Bi2230
Units	ppm	ppm	ppm	ppm	ppm	ppm	ppm
Avge	.0006	133.1	.0109	.2601	.4258	.0077	.0020
SDev	.0001	.2	.0023	.0009	.0028	.0000	.0023
%RSD	13.93	.1852	21.17	.3494	.6554	.1997	115.8
#1	.0006	133.2	.0093	.2595	.4277	.0077	.0004
#2	.0005	132.9	.0125	.2608	.4238	.0077	.0037

Elem	Ca3179	Cd2265	Co2286	Cr2677	Cu3247	Fe2714	K_7664
Units	ppm	ppm	ppm	ppm	ppm	ppm	ppm
Avge	18.87	.0000	.0065	.1105	.0376	24.02	67.97
SDev	.20	.0002	.0001	.0017	.0007	.13	.03
%RSD	1.044	532.2	1.959	1.522	1.925	.5379	.0447
#1	19.01	-.0001	.0066	.1117	.0381	24.11	67.99
#2	18.73	.0002	.0064	.1093	.0371	23.92	67.95

Elem	La3988	Li6707	Mg2790	Mn2576	Mo2020	Na3302	Na5889
Units	ppm	ppm	ppm	ppm	ppm	ppm	ppm
Avge	.0539	.0799	6.935	.9419	.0085	41.89	68.70
SDev	.0002	.0002	.032	.0019	.0010	.08	.10
%RSD	.2949	.2197	.4642	.1960	11.85	.1824	.1391
#1	.0538	.0800	6.958	.9432	.0078	41.94	68.77
#2	.0540	.0798	6.912	.9405	.0092	41.84	68.64

Elem	Ni2316	P_1782	2203/1	2203/2	Pd3404	S_1820	Sb2068
Units	ppm	ppm	ppm	ppm	ppm	ppm	ppm
Avge	.0187	.3360	.0656	.0466	.0041	.1513	-.0084
SDev	.0005	.0013	.0042	.0052	.0019	.0099	.0114
%RSD	2.480	.3909	6.319	11.07	46.03	6.561	136.2
#1	.0190	.3350	.0627	.0503	.0055	.1583	-.0164
#2	.0184	.3369	.0685	.0430	.0028	.1442	-.0003

Elem	Sc3613	1960/1	1960/2	Si2881	Pb220	Se196	Sn1899
Units	%R	ppm	ppm	ppm	ppm	ppm	ppm
Avge	102.3	.0070	-.0039	.0175	.0530	-.0003	.0030
SDev	.2	.0038	.0042	.0019	.0021	.0041	.0001
%RSD	.1559	54.31	107.7	10.70	3.887	1436.	1.696
#1	102.4	.0096	-.0009	.0188	.0544	.0026	.0030
#2	102.2	.0043	-.0069	.0162	.0515	-.0032	.0030

Elem	Sr4215	Th2837	Ti3349	Tl1908	U_4090	V_2924	W_2079
Units	ppm	ppm	ppm	ppm	ppm	ppm	ppm
Avge	.2863	.0275	2.310	-.0039	-.0039	.0298	.0231
SDev	.0017	.0001	.010	.0028	.0069	.0007	.0027
%RSD	.6082	.3973	.4448	73.22	178.7	2.479	11.55
#1	.2875	.0274	2.317	-.0019	.0010	.0303	.0250
#2	.2850	.0276	2.303	-.0059	-.0087	.0293	.0212

011182

Elem	Y_3710	Zn2062	Zr3496
Units	ppm	ppm	ppm
Avge	.0488	.1550	.1282
SDev	.0003	.0003	.0009
%RSD	.5073	.2093	.6877
#1	.0490	.1548	.1288
#2	.0486	.1553	.1275

IntStd	1	2	3	4	5	6	7
Mode	*Counts	Time	NOTUSED	NOTUSED	NOTUSED	NOTUSED	NOTUSED
Elem	Sc	--	--	--	--	--	--
Wavlen	361.384	--	--	--	--	--	--
Avge	880174	10000	--	--	--	--	--
SDev	1359.059	.0000000	--	--	--	--	--
%RSD	.1544080	.0000000	--	--	--	--	--
#1	881135	10000	--	--	--	--	--
#2	879213	10000	--	--	--	--	--

Analysis Report 07/03/07 11:25:14 PM page 1

Method: DAILY2 Sample Name: 297138I Operator: 011183
Run Time: 07/03/07 23:20:40
Comment:
Mode: CONC Corr. Factor: 1

Elem	Ag3280	Al3082	As1890	B_2496	Ba4934	Be3130	Bi2230
Units	ppm	ppm	ppm	ppm	ppm	ppm	ppm
Avge	-.0003	131.5	.0125	.1374	.3739	.0077	-.0014
SDev	.0002	.0	.0001	.0001	.0008	.0000	.0111
%RSD	60.77	.0317	.6849	.0393	.2198	.2238	771.0
#1	-.0002	131.5	.0125	.1374	.3733	.0077	.0064
#2	-.0004	131.5	.0126	.1375	.3744	.0077	-.0093

Elem	Ca3179	Cd2265	Co2286	Cr2677	Cu3247	Fe2714	K_7664
Units	ppm	ppm	ppm	ppm	ppm	ppm	ppm
Avge	23.52	.0008	.0057	.1733	.1044	46.65	68.13
SDev	.08	.0001	.0011	.0001	.0003	.07	.15
%RSD	.3252	6.774	18.92	.0347	.2687	.1447	.2161
#1	23.58	.0008	.0064	.1734	.1042	46.60	68.03
#2	23.47	.0007	.0049	.1733	.1046	46.70	68.24

Elem	La3988	Li6707	Mg2790	Mn2576	Mo2020	Na3302	Na5889
Units	ppm	ppm	ppm	ppm	ppm	ppm	ppm
Avge	.0775	.0904	7.491	1.658	.0242	47.46	77.08
SDev	.0011	.0003	.009	.002	.0004	.24	.03
%RSD	1.415	.3294	.1159	.1411	1.646	.4972	.0408
#1	.0782	.0902	7.485	1.657	.0245	47.63	77.06
#2	.0767	.0906	7.497	1.660	.0240	47.29	77.11

Elem	Ni2316	P_1782	2203/1	2203/2	Pd3404	S_1820	Sb2068
Units	ppm	ppm	ppm	ppm	ppm	ppm	ppm
Avge	.0505	.2677	.0767	.0614	-.0012	.3195	.0049
SDev	.0013	.0034	.0053	.0014	.0004	.0041	.0016
%RSD	2.548	1.275	6.849	2.316	36.19	1.271	32.67
#1	.0514	.2701	.0804	.0604	-.0014	.3224	.0060
#2	.0496	.2653	.0730	.0624	-.0009	.3166	.0037

Elem	Sc3613	1960/1	1960/2	Si2881	Pb220	Se196	Sn1899
Units	%R	ppm	ppm	ppm	ppm	ppm	ppm
Avge	103.0	.0099	-.0038	.0093	.0665	.0008	.0070
SDev	.4	.0027	.0055	.0016	.0008	.0028	.0021
%RSD	.4159	27.31	147.4	16.93	1.207	345.0	29.74
#1	102.7	.0118	-.0077	.0105	.0671	-.0012	.0055
#2	103.3	.0080	.0002	.0082	.0660	.0028	.0084

Elem	Sr4215	Th2837	Ti3349	Tl1908	U_4090	V_2924	W_2079
Units	ppm	ppm	ppm	ppm	ppm	ppm	ppm
Avge	.2485	.0422	1.915	-.0016	-.0510	.0154	.0376
SDev	.0004	.0012	.002	.0015	.0322	.0010	.0006
%RSD	.1822	2.919	.0827	98.04	63.06	6.649	1.470
#1	.2482	.0413	1.914	-.0005	-.0283	.0161	.0372
#2	.2488	.0430	1.916	-.0027	-.0738	.0147	.0380

011184

Elem	Y_3710	Zn2062	Zr3496
Units	ppm	ppm	ppm
Avge	.0648	.3992	.2350
SDev	.0000	.0001	.0009
%RSD	.0270	.0155	.3918
#1	.0648	.3993	.2357
#2	.0648	.3992	.2344

IntStd	1	2	3	4	5	6	7
Mode	*Counts	Time	NOTUSED	NOTUSED	NOTUSED	NOTUSED	NOTUSED
Elem	Sc	--	--	--	--	--	--
Wavlen	361.384	--	--	--	--	--	--
Avge	885884	10000	--	--	--	--	--
SDev	3745.545	.0000000	--	--	--	--	--
%RSD	.4228028	.0000000	--	--	--	--	--
#1	883236	10000	--	--	--	--	--
#2	888533	10000	--	--	--	--	--

Method: DAILY2 Sample Name: 297139I Operator: 011185
Run Time: 07/03/07 23:25:26
Comment:
Mode: CONC Corr. Factor: 1

Elem	Ag3280	Al3082	As1890	B_2496	Ba4934	Be3130	Bi2230
Units	ppm	ppm	ppm	ppm	ppm	ppm	ppm
Avge	-.0012	143.5	.0151	.0331	1.530	.0055	.0428
SDev	.0004	.2	.0015	.0000	.001	.0000	.0047
%RSD	37.62	.1187	10.21	.1092	.0942	.3162	10.90
#1	-.0009	143.7	.0140	.0331	1.529	.0055	.0395
#2	-.0015	143.4	.0162	.0332	1.531	.0055	.0461

Elem	Ca3179	Cd2265	Co2286	Cr2677	Cu3247	Fe2714	K_7664
Units	ppm	ppm	ppm	ppm	ppm	ppm	ppm
Avge	28.80	.0005	.0098	.1829	3.510	55.52	69.63
SDev	.06	.0003	.0001	.0012	.007	.03	.12
%RSD	.2074	65.15	1.546	.6329	.1922	.0477	.1716
#1	28.84	.0007	.0097	.1821	3.505	55.54	69.55
#2	28.76	.0002	.0100	.1837	3.514	55.51	69.71

Elem	La3988	Li6707	Mg2790	Mn2576	Mo2020	Na3302	Na5889
Units	ppm	ppm	ppm	ppm	ppm	ppm	ppm
Avge	.1612	.0682	6.077	1.515	.0272	52.35	84.41
SDev	.0003	.0001	.020	.001	.0011	.29	.35
%RSD	.1921	.1037	.3228	.0685	4.089	.5543	.4145
#1	.1615	.0682	6.091	1.516	.0280	52.55	84.17
#2	.1610	.0683	6.063	1.514	.0264	52.14	84.66

Elem	Ni2316	P_1782	2203/1	2203/2	Pd3404	S_1820	Sb2068
Units	ppm	ppm	ppm	ppm	ppm	ppm	ppm
Avge	.0561	.4686	.0759	.0666	-.0051	.4078	.0129
SDev	.0006	.0194	.0030	.0032	.0077	.0190	.0004
%RSD	1.001	4.134	4.003	4.777	150.6	4.647	3.229
#1	.0565	.4549	.0737	.0689	.0003	.4212	.0126
#2	.0557	.4823	.0780	.0644	-.0105	.3944	.0132

Elem	Sc3613	1960/1	1960/2	Si2881	Pb220	Se196	Sn1899
Units	%R	ppm	ppm	ppm	ppm	ppm	ppm
Avge	105.3	.0086	-.0031	.0090	.0697	.0008	.0605
SDev	.4	.0074	.0021	.0053	.0011	.0011	.0002
%RSD	.3793	85.90	67.47	59.61	1.592	129.5	.2808
#1	105.6	.0034	-.0016	.0052	.0705	.0001	.0607
#2	105.0	.0139	-.0045	.0128	.0689	.0016	.0604

Elem	Sr4215	Th2837	Ti3349	Tl1908	U_4090	V_2924	W_2079
Units	ppm	ppm	ppm	ppm	ppm	ppm	ppm
Avge	.2629	.0373	2.658	-.0012	-.1029	.0194	.3610
SDev	.0001	.0002	.001	.0035	.0207	.0002	.0038
%RSD	.0274	.6275	.0225	292.7	20.14	1.249	1.053
#1	.2630	.0371	2.658	.0013	-.0882	.0195	.3637
#2	.2629	.0374	2.657	-.0037	-.1175	.0192	.3583

011186

Elem	Y_3710	Zn2062	Zr3496
Units	ppm	ppm	ppm
Avge	.0521	.4674	.2411
SDev	.0000	.0006	.0007
%RSD	.0421	.1230	.2957
#1	.0521	.4678	.2406
#2	.0521	.4670	.2416

IntStd	1	2	3	4	5	6	7
Mode	*Counts	Time	NOTUSED	NOTUSED	NOTUSED	NOTUSED	NOTUSED
Elem	Sc	--	--	--	--	--	--
Wavlen	361.384	--	--	--	--	--	--
Avge	905686	10000	--	--	--	--	--
SDev	3467.652	.0000000	--	--	--	--	--
%RSD	.3828757	.0000000	--	--	--	--	--
#1	908138	10000	--	--	--	--	--
#2	903234	10000	--	--	--	--	--

Method: DAILY2 Sample Name: 297140I Operator:
Run Time: 07/03/07 23:30:13 011187
Comment:
Mode: CONC Corr. Factor: 1

Elem	Ag3280	Al3082	As1890	B_2496	Ba4934	Be3130	Bi2230
Units	ppm	ppm	ppm	ppm	ppm	ppm	ppm
Avge	-.0005	127.1	.0204	.0296	.3864	.0059	.0052
SDev	.0002	.3	.0015	.0012	.0001	.0000	.0010
%RSD	35.16	.2021	7.517	4.162	.0374	.3832	19.89
#1	-.0006	127.0	.0193	.0305	.3865	.0060	.0045
#2	-.0004	127.3	.0215	.0288	.3863	.0059	.0060

Elem	Ca3179	Cd2265	Co2286	Cr2677	Cu3247	Fe2714	K_7664
Units	ppm	ppm	ppm	ppm	ppm	ppm	ppm
Avge	45.30	.0011	.0078	.1993	.4842	63.90	69.50
SDev	.01	.0000	.0005	.0003	.0010	.08	.01
%RSD	.0202	3.071	6.106	.1758	.2120	.1182	.0119
#1	45.31	.0011	.0082	.1995	.4849	63.85	69.50
#2	45.30	.0011	.0075	.1990	.4835	63.95	69.51

Elem	La3988	Li6707	Mg2790	Mn2576	Mo2020	Na3302	Na5889
Units	ppm	ppm	ppm	ppm	ppm	ppm	ppm
Avge	.0852	.0773	4.488	1.650	.0358	48.69	79.38
SDev	.0001	.0001	.013	.000	.0002	.09	.09
%RSD	.1312	.0993	.2884	.0210	.4393	.1777	.1150
#1	.0851	.0773	4.479	1.650	.0359	48.75	79.44
#2	.0852	.0772	4.497	1.649	.0356	48.63	79.31

Elem	Ni2316	P_1782	2203/1	2203/2	Pd3404	S_1820	Sb2068
Units	ppm	ppm	ppm	ppm	ppm	ppm	ppm
Avge	.0760	.3461	.0776	.0645	-.0040	1.007	.0202
SDev	.0016	.0001	.0018	.0044	.0013	.017	.0004
%RSD	2.123	.0196	2.320	6.807	32.05	1.654	2.163
#1	.0772	.3461	.0789	.0676	-.0031	.9948	.0205
#2	.0749	.3462	.0764	.0614	-.0049	1.018	.0198

Elem	Sc3613	1960/1	1960/2	Si2881	Pb220	Se196	Sn1899
Units	%R	ppm	ppm	ppm	ppm	ppm	ppm
Avge	104.1	.0047	.0014	.0134	.0689	.0025	.0072
SDev	.2	.0020	.0015	.0015	.0035	.0004	.0011
%RSD	.2049	42.39	113.0	11.47	5.120	14.97	15.81
#1	104.0	.0033	.0025	.0145	.0714	.0028	.0064
#2	104.3	.0061	.0003	.0123	.0664	.0022	.0080

Elem	Sr4215	Th2837	Ti3349	Tl1908	U_4090	V_2924	W_2079
Units	ppm	ppm	ppm	ppm	ppm	ppm	ppm
Avge	.1746	.0376	1.554	.0007	-.0759	.0161	.2238
SDev	.0001	.0012	.000	.0026	.0160	.0003	.0058
%RSD	.0655	3.219	.0075	350.8	21.09	2.174	2.572
#1	.1746	.0384	1.554	-.0011	-.0646	.0158	.2279
#2	.1747	.0367	1.554	.0026	-.0873	.0163	.2198

011188

Elem	Y_3710	Zn2062	Zr3496
Units	ppm	ppm	ppm
Avge	.0595	.9361	.1411
SDev	.0004	.0000	.0027
%RSD	.6339	.0035	1.921
#1	.0597	.9362	.1430
#2	.0592	.9361	.1392

IntStd	1	2	3	4	5	6	7
Mode	*Counts	Time	NOTUSED	NOTUSED	NOTUSED	NOTUSED	NOTUSED
Elem	Sc	--	--	--	--	--	--
Wavlen	361.384	--	--	--	--	--	--
Avge	895721	10000	--	--	--	--	--
SDev	1849.791	.0000000	--	--	--	--	--
%RSD	.2065142	.0000000	--	--	--	--	--
#1	894413	10000	--	--	--	--	--
#2	897029	10000	--	--	--	--	--

Method: DAILY2 Sample Name: 297141I Operator:
Run Time: 07/03/07 23:35:00
Comment:
Mode: CONC Corr. Factor: 1

011189

Elem	Ag3280	Al3082	As1890	B_2496	Ba4934	Be3130	Bi2230
Units	ppm	ppm	ppm	ppm	ppm	ppm	ppm
Avge	.0003	104.2	.0164	.2243	1.588	.0036	.0130
SDev	.0003	.2	.0023	.0023	.006	.0001	.0049
%RSD	105.8	.1785	13.92	1.032	.3505	1.659	38.03
#1	.0005	104.0	.0148	.2226	1.584	.0036	.0165
#2	.0001	104.3	.0181	.2259	1.592	.0035	.0095

Elem	Ca3179	Cd2265	Co2286	Cr2677	Cu3247	Fe2714	K_7664
Units	ppm	ppm	ppm	ppm	ppm	ppm	ppm
Avge	70.90	-.0000	.1615	16.52	.9754	102.6	33.90
SDev	.27	.0004	.0005	.05	.0042	.4	.19
%RSD	.3855	1349.	.3297	.2758	.4254	.3777	.5711
#1	71.09	.0002	.1619	16.56	.9724	102.9	33.77
#2	70.71	-.0003	.1611	16.49	.9783	102.3	34.04

Elem	La3988	Li6707	Mg2790	Mn2576	Mo2020	Na3302	Na5889
Units	ppm	ppm	ppm	ppm	ppm	ppm	ppm
Avge	.0542	.0545	14.61	2.494	.3643	31.50	51.81
SDev	.0001	.0005	.04	.004	.0012	.17	.35
%RSD	.1286	.8979	.2820	.1614	.3207	.5350	.6761
#1	.0543	.0541	14.64	2.497	.3652	31.38	51.56
#2	.0542	.0548	14.58	2.491	.3635	31.62	52.06

Elem	Ni2316	P_1782	2203/1	2203/2	Pd3404	S_1820	Sb2068
Units	ppm	ppm	ppm	ppm	ppm	ppm	ppm
Avge	7.752	2.121	.0607	.0414	-.0008	1.487	.0380
SDev	.014	.027	.0028	.0034	.0001	.010	.0010
%RSD	.1831	1.293	4.650	8.085	12.00	.6935	2.719
#1	7.762	2.141	.0627	.0390	-.0008	1.480	.0387
#2	7.742	2.102	.0588	.0438	-.0007	1.495	.0372

Elem	Sc3613	1960/1	1960/2	Si2881	Pb220	Se196	Sn1899
Units	%R	ppm	ppm	ppm	ppm	ppm	ppm
Avge	101.3	.0124	-.0058	.0669	.0479	.0003	.0145
SDev	3.1	.0036	.0015	.0015	.0013	.0022	.0018
%RSD	3.037	29.10	24.97	2.252	2.682	832.9	12.28
#1	99.10	.0150	-.0048	.0658	.0470	.0018	.0133
#2	103.5	.0099	-.0069	.0680	.0488	-.0013	.0158

Elem	Sr4215	Th2837	Ti3349	Tl1908	U_4090	V_2924	W_2079
Units	ppm	ppm	ppm	ppm	ppm	ppm	ppm
Avge	.7848	.0012	5.060	.0010	-.0467	.1572	.1780
SDev	.0002	.0009	.012	.0009	.0226	.0012	.0056
%RSD	.0272	72.47	.2446	92.86	48.28	.7475	3.162
#1	.7850	.0018	5.052	.0003	-.0308	.1580	.1820
#2	.7847	.0006	5.069	.0017	-.0627	.1563	.1740

011190

Elem	Y_3710	Zn2062	Zr3496
Units	ppm	ppm	ppm
Avge	.0265	.2827	.1246
SDev	.0001	.0022	.0008
%RSD	.2868	.7937	.6653
#1	.0264	.2843	.1240
#2	.0265	.2811	.1252

IntStd	1	2	3	4	5	6	7
Mode	*Counts	Time	NOTUSED	NOTUSED	NOTUSED	NOTUSED	NOTUSED
Elem	Sc	--	--	--	--	--	--
Wavlen	361.384	--	--	--	--	--	--
Avge	871282	10000	--	--	--	--	--
SDev	26426.70	.0000000	--	--	--	--	--
%RSD	3.033084	.0000000	--	--	--	--	--
#1	852595	10000	--	--	--	--	--
#2	889968	10000	--	--	--	--	--

Analysis Report 07/03/07 11:44:20 PM page 1

Method: DAILY2 Sample Name: CCV8 Operator:
Run Time: 07/03/07 23:39:46
Comment:
Mode: CONC Corr. Factor: 1

011191

Elem	Ag3280	Al3082	As1890	B_2496	Ba4934	Be3130	Bi2230
Units	ppm	ppm	ppm	ppm	ppm	ppm	ppm
Avge	.9912	9.715	5.142	4.971	10.08	.9782	5.087
SDev	.0017	.006	.023	.010	.01	.0010	.030
%RSD	.1709	.0605	.4397	.1987	.0754	.1034	.5899
#1	.9924	9.719	5.158	4.964	10.08	.9790	5.108
#2	.9900	9.711	5.126	4.978	10.09	.9775	5.066
Errors	LC Pass	LC Pass	LC Pass	LC Pass	LC Pass	LC Pass	LC Pass
High	1.100	11.00	5.500	5.500	11.00	1.100	5.500
Low	.9000	9.000	4.500	4.500	9.000	.9000	4.500

Elem	Ca3179	Cd2265	Co2286	Cr2677	Cu3247	Fe2714	K_7664
Units	ppm	ppm	ppm	ppm	ppm	ppm	ppm
Avge	19.73	.9993	5.073	1.976	2.058	10.21	18.60
SDev	.08	.0026	.013	.002	.002	.07	.02
%RSD	.3854	.2609	.2498	.1058	.1193	.6986	.1287
#1	19.78	1.001	5.082	1.978	2.056	10.26	18.58
#2	19.67	.9975	5.064	1.975	2.059	10.16	18.62
Errors	LC Pass	LC Pass	LC Pass	LC Pass	LC Pass	LC Pass	LC Pass
High	22.00	1.100	5.500	2.200	2.200	11.00	22.00
Low	18.00	.9000	4.500	1.800	1.800	9.000	18.00

Elem	La3988	Li6707	Mg2790	Mn2576	Mo2020	Na3302	Na5889
Units	ppm	ppm	ppm	ppm	ppm	ppm	ppm
Avge	4.896	4.732	19.90	1.020	5.047	27.69	H44.77
SDev	.002	.015	.07	.002	.004	.65	.21
%RSD	.0412	.3256	.3523	.2365	.0785	2.339	.4742
#1	4.897	4.721	19.95	1.022	5.050	27.23	H44.62
#2	4.895	4.743	19.85	1.018	5.045	28.14	H44.92
Errors	LC Pass	LC Pass	LC Pass	LC Pass	LC Pass	LC Pass	LC High
High	5.500	5.500	22.00	1.100	5.500	33.00	33.00
Low	4.500	4.500	18.00	.9000	4.500	27.00	27.00

Elem	Ni2316	P_1782	2203/1	2203/2	Pd3404	S_1820	Sb2068
Units	ppm	ppm	ppm	ppm	ppm	ppm	ppm
Avge	4.968	5.101	5.004	5.064	1.016	1.044	.9955
SDev	.000	.031	.079	.089	.002	.010	.0050
%RSD	.0078	.6160	1.579	1.766	.2136	.9295	.5077
#1	4.968	5.123	5.060	5.128	1.014	1.037	.9991
#2	4.968	5.079	4.948	5.001	1.017	1.051	.9920
Errors	LC Pass	LC Pass	NOCHECK	NOCHECK	LC Pass	LC Pass	LC Pass
High	5.500	5.500			1.100	1.100	1.100
Low	4.500	4.500			.9000	.9000	.9000

Elem	Sc3613	1960/1	1960/2	Si2881	Pb220	Se196	Sn1899

011192

Units	%R	ppm	ppm	ppm	ppm	ppm	ppm
Avge	98.77	5.078	5.191	5.082	5.044	5.154	4.757
SDev	1.12	.077	.104	.015	.086	.095	.015
%RSD	1.130	1.513	1.995	.2887	1.704	1.837	.3150
#1	97.98	5.132	5.264	5.092	5.105	5.220	4.768
#2	99.55	5.024	5.118	5.072	4.983	5.087	4.746
Errors	NOCHECK	NOCHECK	NOCHECK	LC Pass	LC Pass	LC Pass	LC Pass
High				5.500	5.500	5.500	5.500
Low				4.500	4.500	4.500	4.500

Elem	Sr4215	Th2837	Ti3349	Tl1908	U_4090	V_2924	W_2079
Units	ppm	ppm	ppm	ppm	ppm	ppm	ppm
Avge	4.921	.9918	4.845	5.329	.9757	5.000	1.045
SDev	.013	.0015	.002	.018	.0078	.006	.004
%RSD	.2648	.1528	.0468	.3400	.8014	.1248	.3570
#1	4.912	.9907	4.843	5.341	.9702	5.004	1.048
#2	4.931	.9928	4.846	5.316	.9812	4.996	1.042
Errors	LC Pass	LC Pass	LC Pass	LC Pass	LC Pass	LC Pass	LC Pass
High	5.500	1.100	5.500	5.500	1.100	5.500	1.100
Low	4.500	.9000	4.500	4.500	.9000	4.500	.9000

Elem	Y_3710	Zn2062	Zr3496
Units	ppm	ppm	ppm
Avge	4.967	1.010	4.795
SDev	.003	.004	.014
%RSD	.0562	.3752	.2868
#1	4.965	1.013	4.785
#2	4.969	1.007	4.804
Errors	LC Pass	LC Pass	LC Pass
High	5.500	1.100	5.500
Low	4.500	.9000	4.500

011193

IntStd	1	2	3	4	5	6	7
Mode	*Counts	Time	NOTUSED	NOTUSED	NOTUSED	NOTUSED	NOTUSED
Elem	Sc	--	--	--	--	--	--
Wavlen	361.384	--	--	--	--	--	--
Avge	849618	10000	--	--	--	--	--
SDev	9610.288	.0000000	--	--	--	--	--
%RSD	1.131130	.0000000	--	--	--	--	--
#1	842823	10000	--	--	--	--	--
#2	856414	10000	--	--	--	--	--

Method: DAILY2 Sample Name: CCB8 Operator:
Run Time: 07/03/07 23:44:32
Comment:
Mode: CONC Corr. Factor: 1

011194

Elem	Ag3280	Al3082	As1890	B_2496	Ba4934	Be3130	Bi2230
Units	ppm	ppm	ppm	ppm	ppm	ppm	ppm
Avge	.0001	.0188	.0010	.0083	.0000	.0002	.0008
SDev	.0019	.0135	.0006	.0039	.0003	.0001	.0010
%RSD	1439.	71.63	60.81	47.23	670.8	50.78	129.3
#1	.0015	.0283	.0014	.0111	.0002	.0002	.0001
#2	-.0012	.0093	.0006	.0055	-.0002	.0001	.0015
Errors	LC Pass	LC Pass	LC Pass	LC Pass	LC Pass	LC Pass	LC Pass
High	.0050	.0500	.0050	.0500	.0050	.0050	.0100
Low	-.0050	-.0500	-.0050	-.0500	-.0050	-.0050	-.0100

Elem	Ca3179	Cd2265	Co2286	Cr2677	Cu3247	Fe2714	K_7664
Units	ppm	ppm	ppm	ppm	ppm	ppm	ppm
Avge	.0006	.0003	.0000	.0008	.0000	-.0218	.0120
SDev	.0033	.0001	.0004	.0025	.0018	.0350	.0551
%RSD	538.3	56.74	5218.	307.9	23110.	160.8	460.8
#1	.0029	.0004	.0003	.0025	.0013	.0030	.0509
#2	-.0017	.0002	-.0002	-.0009	-.0012	-.0465	-.0270
Errors	LC Pass	LC Pass	LC Pass	LC Pass	LC Pass	LC Pass	LC Pass
High	.0500	.0050	.0050	.0050	.0050	.0500	.1000
Low	-.0500	-.0050	-.0050	-.0050	-.0050	-.0500	-.1000

Elem	La3988	Li6707	Mg2790	Mn2576	Mo2020	Na3302	Na5889
Units	ppm	ppm	ppm	ppm	ppm	ppm	ppm
Avge	-.0001	.0000	-.0038	.0000	.0011	L-.1484	.0005
SDev	.0021	.0001	.0159	.0003	.0009	.6777	.0014
%RSD	3688.	651.7	415.5	1683.	75.51	456.7	304.0
#1	.0015	.0001	.0074	.0002	.0018	H.3308	-.0005
#2	-.0016	-.0001	-.0151	-.0002	.0005	L-.6276	.0015
Errors	LC Pass	LC Pass	LC Pass	LC Pass	LC Pass	LC Low	LC Pass
High	.0050	.0050	.0500	.0050	.0050	.0500	.0500
Low	-.0050	-.0050	-.0500	-.0050	-.0050	-.0500	-.0500

Elem	Ni2316	P_1782	2203/1	2203/2	Pd3404	S_1820	Sb2068
Units	ppm	ppm	ppm	ppm	ppm	ppm	ppm
Avge	-.0001	.0008	-.0018	-.0024	.0013	.0002	-.0003
SDev	.0020	.0115	.0017	.0011	.0140	.0156	.0069
%RSD	2543.	1525.	96.48	46.44	1064.	7937.	2319.
#1	.0014	-.0074	-.0006	-.0032	H.0112	.0113	.0046
#2	-.0015	.0089	-.0030	-.0016	L-.0086	-.0109	-.0052
Errors	LC Pass	LC Pass	NOCHECK	NOCHECK	LC Pass	LC Pass	LC Pass
High	.0050	.0100			.0050	.0200	.0100
Low	-.0050	-.0100			-.0050	-.0200	-.0100

Elem	Sc3613	1960/1	1960/2	Si2881	Pb220	Se196	Sn1899

011195

Units	%R	ppm	ppm	ppm	ppm	ppm	ppm
Avge	99.63	.0073	-.0005	-.0047	-.0022	.0021	.0041
SDev	4.86	.0009	.0002	.0103	.0002	.0004	.0011
%RSD	4.878	12.91	37.75	222.0	8.783	20.93	27.11
#1	96.20	.0080	-.0004	.0027	-.0023	.0024	.0049
#2	103.1	.0066	-.0006	L-.0120	-.0021	.0018	.0033
Errors	NOCHECK	NOCHECK	NOCHECK	LC Pass	LC Pass	LC Pass	LC Pass
High				.0100	.0050	.0050	.0050
Low				-.0100	-.0050	-.0050	-.0050

Elem	Sr4215	Th2837	Ti3349	Tl1908	U_4090	V_2924	W_2079
Units	ppm	ppm	ppm	ppm	ppm	ppm	ppm
Avge	.0000	.0014	.0002	-.0030	-.0080	-.0003	.0025
SDev	.0001	.0050	.0005	.0019	.0668	.0014	.0003
%RSD	505.1	346.5	243.2	62.87	834.4	528.6	11.87
#1	.0001	.0050	.0006	-.0016	.0392	.0007	.0023
#2	-.0000	-.0021	-.0002	-.0043	-.0553	-.0012	.0028
Errors	LC Pass	LC Pass	LC Pass	LC Pass	LC Pass	LC Pass	LC Pass
High	.0050	.0100	.0050	.0100	.1000	.0050	.0100
Low	-.0050	-.0100	-.0050	-.0100	-.1000	-.0050	-.0100

Elem	Y_3710	Zn2062	Zr3496
Units	ppm	ppm	ppm
Avge	.0001	-.0001	.0004
SDev	.0005	.0003	.0019
%RSD	659.1	539.6	534.1
#1	.0004	.0002	.0017
#2	-.0003	-.0003	-.0010
Errors	LC Pass	LC Pass	LC Pass
High	.0050	.0050	.0050
Low	-.0050	-.0050	-.0050

011196

IntStd	1	2	3	4	5	6	7
Mode	*Counts	Time	NOTUSED	NOTUSED	NOTUSED	NOTUSED	NOTUSED
Elem	Sc	--	--	--	--	--	--
Wavlen	361.384	--	--	--	--	--	--
Avge	857141	10000	--	--	--	--	--
SDev	41845.16	.0000000	--	--	--	--	--
%RSD	4.881947	.0000000	--	--	--	--	--
#1	827552	10000	--	--	--	--	--
#2	886730	10000	--	--	--	--	--

Analysis Report 07/03/07 11:53:53 PM page 1

Method: DAILY2 Sample Name: CRI Operator:
Run Time: 07/03/07 23:49:18 011197
Comment:
Mode: CONC Corr. Factor: 1

Elem	Ag3280	Al3082	As1890	B_2496	Ba4934	Be3130	Bi2230
Units	ppm	ppm	ppm	ppm	ppm	ppm	ppm
Avge	.0203	.1354	.0230	.1023	.0209	.0100	.0014
SDev	.0005	.0154	.0008	.0004	.0001	.0000	.0019
%RSD	2.503	11.35	3.467	.4051	.5435	.0521	131.2
#1	.0199	.1246	.0225	.1020	.0210	.0100	.0027
#2	.0206	.1463	.0236	.1026	.0208	.0100	.0001
Errors	LC Pass	NOCHECK	LC Pass	LC Pass	LC Pass	LC Pass	NOCHECK
High	.0300		.0300	.1500	.0300	.0150	
Low	.0100		.0100	.0500	.0100	.0050	

Elem	Ca3179	Cd2265	Co2286	Cr2677	Cu3247	Fe2714	K_7664
Units	ppm	ppm	ppm	ppm	ppm	ppm	ppm
Avge	.0000	.0105	.0998	.0207	.0487	.0833	-.0074
SDev	.0005	.0001	.0004	.0007	.0003	.0007	.0170
%RSD	22770.	.7853	.3709	3.169	.6870	.8585	229.9
#1	-.0003	.0105	.0995	.0211	.0490	.0828	-.0194
#2	.0003	.0106	.1000	.0202	.0485	.0838	.0046
Errors	NOCHECK	LC Pass	LC Pass	LC Pass	LC Pass	LC Pass	NOCHECK
High		.0150	.1500	.0300	.0750	.1500	
Low		.0050	.0500	.0100	.0250	.0500	

Elem	La3988	Li6707	Mg2790	Mn2576	Mo2020	Na3302	Na5889
Units	ppm	ppm	ppm	ppm	ppm	ppm	ppm
Avge	.0000	.0715	.0004	.0299	.0204	-.2101	-.0082
SDev	.0008	.0004	.0004	.0001	.0001	.0942	.0050
%RSD	1884.	.6287	90.75	.3833	.4678	44.85	61.68
#1	-.0005	.0711	.0002	.0300	.0204	-.1435	-.0117
#2	.0006	.0718	.0007	.0298	.0205	-.2767	-.0046
Errors	NOCHECK	LC Pass	NOCHECK	LC Pass	LC Pass	NOCHECK	NOCHECK
High		.1500		.0450	.0300		
Low		.0500		.0150	.0100		

Elem	Ni2316	P_1782	2203/1	2203/2	Pd3404	S_1820	Sb2068
Units	ppm	ppm	ppm	ppm	ppm	ppm	ppm
Avge	.0793	.1169	.0041	.0070	-.0029	-.0028	.1229
SDev	.0003	.0004	.0031	.0008	.0042	.0073	.0010
%RSD	.4411	.3784	74.42	12.03	145.5	258.6	.8443
#1	.0790	.1166	.0063	.0076	-.0058	.0023	.1236
#2	.0795	.1172	.0019	.0064	.0001	-.0080	.1221
Errors	LC Pass	LC Pass	NOCHECK	NOCHECK	NOCHECK	NOCHECK	LC Pass
High	.1200	.1500					.1800
Low	.0400	.0500					.0600

Elem	Sc3613	1960/1	1960/2	Si2881	Pb220	Se196	Sn1899

011198

Units	%R	ppm	ppm	ppm	ppm	ppm	ppm
Avge	99.50	.0118	.0071	.1018	.0060	.0087	.0889
SDev	.48	.0078	.0038	.0002	.0016	.0051	.0005
%RSD	.4820	66.02	53.14	.2293	26.10	58.95	.6133
#1	99.84	.0173	.0097	.1017	.0072	.0123	.0892
#2	99.16	.0063	.0044	.1020	.0049	.0051	.0885
Errors	NOCHECK	NOCHECK	NOCHECK	LC Pass	LC Pass	LC Pass	LC Pass
High				.1500	.0090	.0150	.1500
Low				.0500	.0030	.0050	.0500

Elem	Sr4215	Th2837	Ti3349	Tl1908	U_4090	V_2924	W_2079
Units	ppm	ppm	ppm	ppm	ppm	ppm	ppm
Avge	.0209	.0020	.0203	.0114	.2127	.0987	.0026
SDev	.0000	.0005	.0002	.0007	.0339	.0020	.0008
%RSD	.0738	26.09	.9181	6.175	15.92	2.022	29.73
#1	.0209	.0023	.0205	.0109	.1888	.1001	.0021
#2	.0209	.0016	.0202	.0119	.2367	.0972	.0031
Errors	LC Pass	NOCHECK	LC Pass	LC Pass	NOCHECK	LC Pass	NOCHECK
High	.0300		.0300	.0300		.1500	
Low	.0100		.0100	.0100		.0500	

Elem	Y_3710	Zn2062	Zr3496
Units	ppm	ppm	ppm
Avge	.0001	.0399	.0823
SDev	.0001	.0005	.0002
%RSD	53.27	1.144	.2377
#1	.0001	.0402	.0825
#2	.0001	.0395	.0822
Errors	NOCHECK	LC Pass	NOCHECK
High		.0600	
Low		.0200	

011199

IntStd	1	2	3	4	5	6	7
Mode	*Counts	Time	NOTUSED	NOTUSED	NOTUSED	NOTUSED	NOTUSED
Elem	Sc	--	--	--	--	--	--
Wavlen	361.384	--	--	--	--	--	--
Avge	856048	10000	--	--	--	--	--
SDev	4142.231	.0000000	--	--	--	--	--
%RSD	.4838784	.0000000	--	--	--	--	--
#1	858977	10000	--	--	--	--	--
#2	853119	10000	--	--	--	--	--

Analysis Report 07/03/07 11:58:40 PM page 1

Method: DAILY2 Sample Name: ICSA Operator: 011200
Run Time: 07/03/07 23:54:05
Comment:
Mode: CONC Corr. Factor: 1

Elem	Ag3280	Al3082	As1890	B_2496	Ba4934	Be3130	Bi2230
Units	ppm	ppm	ppm	ppm	ppm	ppm	ppm
Avge	-.0005	509.1	.0052	-.0169	.0012	.0004	-.0022
SDev	.0003	.7	.0046	.0004	.0002	.0000	.0005
%RSD	59.54	.1421	88.45	2.474	16.92	6.908	24.74
#1	-.0003	508.5	.0020	-.0166	.0011	.0004	-.0026
#2	-.0007	509.6	.0085	-.0172	.0014	.0004	-.0018
Errors	NOCHECK	LC Pass	NOCHECK	NOCHECK	NOCHECK	NOCHECK	NOCHECK
High		600.0					
Low		400.0					

Elem	Ca3179	Cd2265	Co2286	Cr2677	Cu3247	Fe2714	K_7664
Units	ppm	ppm	ppm	ppm	ppm	ppm	ppm
Avge	455.2	-.0011	-.0016	-.0006	.0018	190.1	-.0323
SDev	.5	.0003	.0008	.0006	.0009	.0	.0040
%RSD	.1019	22.94	49.10	106.4	49.99	.0262	12.36
#1	454.9	-.0013	-.0021	-.0010	.0012	190.1	-.0295
#2	455.6	-.0009	-.0010	-.0001	.0025	190.0	-.0351
Errors	LC Pass	NOCHECK	NOCHECK	NOCHECK	NOCHECK	LC Pass	NOCHECK
High	600.0					240.0	
Low	400.0					160.0	

Elem	La3988	Li6707	Mg2790	Mn2576	Mo2020	Na3302	Na5889
Units	ppm	ppm	ppm	ppm	ppm	ppm	ppm
Avge	-.0001	.0003	538.5	.0018	-.0004	.3566	.0458
SDev	.0000	.0000	.5	.0001	.0032	.1128	.0030
%RSD	46.86	5.866	.0931	8.258	762.2	31.63	6.624
#1	-.0001	.0003	538.8	.0019	.0018	.2769	.0480
#2	-.0001	.0002	538.1	.0017	-.0027	.4364	.0437
Errors	NOCHECK	NOCHECK	LC Pass	NOCHECK	NOCHECK	NOCHECK	NOCHECK
High			600.0				
Low			400.0				

Elem	Ni2316	P_1782	2203/1	2203/2	Pd3404	S_1820	Sb2068
Units	ppm	ppm	ppm	ppm	ppm	ppm	ppm
Avge	.0018	-.0057	.0292	-.0213	.0023	.0424	.0042
SDev	.0007	.0020	.0008	.0031	.0015	.0113	.0397
%RSD	42.29	34.34	2.564	14.42	65.91	26.70	953.9
#1	.0012	-.0043	.0297	-.0192	.0033	.0344	.0322
#2	.0023	-.0071	.0286	-.0235	.0012	.0504	-.0239
Errors	NOCHECK	NOCHECK	NOCHECK	NOCHECK	NOCHECK	NOCHECK	NOCHECK
High							
Low							

Elem	Sc3613	1960/1	1960/2	Si2881	Pb220	Se196	Sn1899

011201

Units	%R	ppm	ppm	ppm	ppm	ppm	ppm
Avge	91.16	.0198	-.0182	-.0170	-.0045	-.0055	-.0027
SDev	.72	.0030	.0071	.0007	.0023	.0038	.0009
%RSD	.7947	15.02	39.05	4.045	51.22	67.65	33.98
#1	90.65	.0177	-.0132	-.0165	-.0029	-.0029	-.0021
#2	91.67	.0219	-.0232	-.0175	-.0061	-.0082	-.0033
Errors	NOCHECK	NOCHECK	NOCHECK	NOCHECK	NOCHECK	NOCHECK	NOCHECK
High							
Low							

Elem	Sr4215	Th2837	Ti3349	Tl1908	U_4090	V_2924	W_2079
Units	ppm	ppm	ppm	ppm	ppm	ppm	ppm
Avge	.0082	-.0303	-.0000	.0131	-.0931	.0000	.0082
SDev	.0000	.0067	.0001	.0075	.0115	.0001	.0004
%RSD	.2382	22.11	188.9	57.03	12.34	716.0	4.535
#1	.0083	-.0256	-.0001	.0078	-.1013	.0001	.0085
#2	.0082	-.0350	.0000	.0184	-.0850	-.0001	.0079
Errors	NOCHECK	NOCHECK	NOCHECK	NOCHECK	NOCHECK	NOCHECK	NOCHECK
High							
Low							

Elem	Y_3710	Zn2062	Zr3496
Units	ppm	ppm	ppm
Avge	-.0014	.0039	.0040
SDev	.0000	.0012	.0008
%RSD	3.287	30.35	18.84
#1	-.0014	.0031	.0035
#2	-.0014	.0048	.0046
Errors	NOCHECK	NOCHECK	NOCHECK
High			
Low			

011202

IntStd	1	2	3	4	5	6	7
Mode	*Counts	Time	NOTUSED	NOTUSED	NOTUSED	NOTUSED	NOTUSED
Elem	Sc	--	--	--	--	--	--
Wavlen	361.384	--	--	--	--	--	--
Avge	784260	10000	--	--	--	--	--
SDev	6162.435	.0000000	--	--	--	--	--
%RSD	.7857639	.0000000	--	--	--	--	--
#1	779903	10000	--	--	--	--	--
#2	788618	10000	--	--	--	--	--

Analysis Report 07/04/07 00:03:26 AM page 1

Method: DAILY2 Sample Name: ICSAB Operator: 011203
Run Time: 07/03/07 23:58:52
Comment:
Mode: CONC Corr. Factor: 1

Elem	Ag3280	Al3082	As1890	B_2496	Ba4934	Be3130	Bi2230
Units	ppm	ppm	ppm	ppm	ppm	ppm	ppm
Avge	1.113	509.2	1.071	1.050	.5377	.4907	.0060
SDev	.000	1.4	.001	.001	.0007	.0001	.0025
%RSD	.0048	.2816	.1317	.1319	.1262	.0250	41.02
#1	1.113	510.2	1.070	1.051	.5382	.4908	.0078
#2	1.113	508.2	1.072	1.049	.5372	.4906	.0043
Errors	LC Pass	LC Pass	LC Pass	LC Pass	LC Pass	LC Pass	NOCHECK
High	1.200	600.0	1.200	1.200	.6000	.6000	
Low	.8000	400.0	.8000	.8000	.4000	.4000	

Elem	Ca3179	Cd2265	Co2286	Cr2677	Cu3247	Fe2714	K_7664
Units	ppm	ppm	ppm	ppm	ppm	ppm	ppm
Avge	457.8	.9735	.4994	.5010	.5719	190.7	-.0099
SDev	.3	.0014	.0010	.0001	.0001	.3	.0159
%RSD	.0666	.1396	.2030	.0209	.0091	.1406	160.4
#1	458.0	.9745	.5001	.5009	.5719	190.9	-.0212
#2	457.6	.9725	.4987	.5011	.5719	190.5	.0013
Errors	LC Pass	LC Pass	LC Pass	LC Pass	LC Pass	LC Pass	NOCHECK
High	600.0	1.200	.6000	.6000	.6000	240.0	
Low	400.0	.8000	.4000	.4000	.4000	160.0	

Elem	La3988	Li6707	Mg2790	Mn2576	Mo2020	Na3302	Na5889
Units	ppm	ppm	ppm	ppm	ppm	ppm	ppm
Avge	-.0000	H1.218	541.2	.5165	1.030	.6030	.0258
SDev	.0006	.005	.5	.0006	.001	.1116	.0032
%RSD	3411.	.3979	.0851	.1165	.0753	18.51	12.46
#1	.0004	H1.222	541.5	.5161	1.030	.5240	.0235
#2	-.0004	H1.215	540.8	.5169	1.031	.6819	.0281
Errors	NOCHECK	LC High	LC Pass	LC Pass	LC Pass	NOCHECK	NOCHECK
High		1.200	600.0	.6000	1.200		
Low		.8000	400.0	.4000	.8000		

Elem	Ni2316	P_1782	2203/1	2203/2	Pd3404	S_1820	Sb2068
Units	ppm	ppm	ppm	ppm	ppm	ppm	ppm
Avge	.9596	1.045	1.055	1.016	.0090	.0307	1.061
SDev	.0049	.009	.047	.003	.0046	.0019	.023
%RSD	.5054	.9032	4.440	.3440	51.80	6.198	2.192
#1	.9630	1.038	1.022	1.018	.0057	.0321	1.077
#2	.9561	1.052	1.088	1.013	.0122	.0294	1.044
Errors	LC Pass	LC Pass	NOCHECK	NOCHECK	NOCHECK	NOCHECK	LC Pass
High	1.200	1.200					1.200
Low	.8000	.8000					.8000

Elem	Sc3613	1960/1	1960/2	Si2881	Pb220	Se196	Sn1899

011204

Units	%R	ppm	ppm	ppm	ppm	ppm	ppm
Avge	89.78	1.028	1.031	1.046	1.029	1.030	.9550
SDev	.71	.076	.012	.007	.013	.017	.0092
%RSD	.7883	7.413	1.209	.6666	1.291	1.660	.9625
#1	90.28	.9745	1.040	1.041	1.019	1.018	.9615
#2	89.28	1.082	1.022	1.051	1.038	1.042	.9485
Errors	NOCHECK	NOCHECK	NOCHECK	NOCHECK	LC Pass	LC Pass	LC Pass
High					1.200	1.200	1.200
Low					.8000	.8000	.8000

Elem	Sr4215	Th2837	Ti3349	Tl1908	U_4090	V_2924	W_2079
Units	ppm	ppm	ppm	ppm	ppm	ppm	ppm
Avge	1.041	-.0223	.9801	1.038	.8904	.5091	-.0040
SDev	.002	.0074	.0008	.009	.0008	.0007	.0035
%RSD	.1615	33.08	.0862	.8452	.0882	.1411	85.80
#1	1.042	-.0171	.9807	1.044	.8910	.5096	-.0016
#2	1.040	-.0276	.9795	1.031	.8899	.5086	-.0065
Errors	LC Pass	NOCHECK	LC Pass	LC Pass	NOCHECK	LC Pass	NOCHECK
High	1.200		1.200	1.200		.6000	
Low	.8000		.8000	.8000		.4000	

Elem	Y_3710	Zn2062	Zr3496
Units	ppm	ppm	ppm
Avge	-.0014	.9520	.8443
SDev	.0000	.0002	.0028
%RSD	2.565	.0223	.3364
#1	-.0014	.9521	.8463
#2	-.0014	.9518	.8423
Errors	NOCHECK	LC Pass	NOCHECK
High		1.200	
Low		.8000	

011205

IntStd	1	2	3	4	5	6	7
Mode	*Counts	Time	NOTUSED	NOTUSED	NOTUSED	NOTUSED	NOTUSED
Elem	Sc	--	--	--	--	--	--
Wavlen	361.384	--	--	--	--	--	--
Avge	772410	10000	--	--	--	--	--
SDev	6071.219	.0000000	--	--	--	--	--
%RSD	.7860099	.0000000	--	--	--	--	--
#1	776703	10000	--	--	--	--	--
#2	768117	10000	--	--	--	--	--

Analysis Report 07/04/07 00:08:27 AM page 1

Method: DAILY2 Sample Name: CCV9 Operator:
Run Time: 07/04/07 00:03:39
Comment:
Mode: CONC Corr. Factor: 1

011206

Elem	Ag3280	Al3082	As1890	B_2496	Ba4934	Be3130	Bi2230
Units	ppm	ppm	ppm	ppm	ppm	ppm	ppm
Avge	.9908	9.699	5.148	4.981	10.10	.9770	5.123
SDev	.0002	.009	.011	.005	.01	.0001	.010
%RSD	.0230	.0935	.2216	.1008	.0547	.0078	.1929
#1	.9909	9.692	5.156	4.978	10.10	.9770	5.130
#2	.9906	9.705	5.140	4.985	10.09	.9771	5.116
Errors	LC Pass	LC Pass	LC Pass	LC Pass	LC Pass	LC Pass	LC Pass
High	1.100	11.00	5.500	5.500	11.00	1.100	5.500
Low	.9000	9.000	4.500	4.500	9.000	.9000	4.500

Elem	Ca3179	Cd2265	Co2286	Cr2677	Cu3247	Fe2714	K_7664
Units	ppm	ppm	ppm	ppm	ppm	ppm	ppm
Avge	19.69	1.001	5.076	1.974	2.059	10.16	18.62
SDev	.01	.001	.007	.001	.004	.00	.05
%RSD	.0481	.0693	.1437	.0373	.2075	.0408	.2771
#1	19.68	1.001	5.071	1.974	2.062	10.16	18.65
#2	19.69	1.002	5.081	1.973	2.056	10.16	18.58
Errors	LC Pass	LC Pass	LC Pass	LC Pass	LC Pass	LC Pass	LC Pass
High	22.00	1.100	5.500	2.200	2.200	11.00	22.00
Low	18.00	.9000	4.500	1.800	1.800	9.000	18.00

Elem	La3988	Li6707	Mg2790	Mn2576	Mo2020	Na3302	Na5889
Units	ppm	ppm	ppm	ppm	ppm	ppm	ppm
Avge	4.897	4.754	19.86	1.020	5.062	27.76	H45.13
SDev	.012	.020	.02	.000	.005	.55	.26
%RSD	.2452	.4271	.1140	.0212	.1086	1.975	.5783
#1	4.906	4.768	19.87	1.020	5.066	28.15	H45.32
#2	4.889	4.739	19.84	1.021	5.058	27.38	H44.95
Errors	LC Pass	LC Pass	LC Pass	LC Pass	LC Pass	LC Pass	LC High
High	5.500	5.500	22.00	1.100	5.500	33.00	33.00
Low	4.500	4.500	18.00	.9000	4.500	27.00	27.00

Elem	Ni2316	P_1782	2203/1	2203/2	Pd3404	S_1820	Sb2068
Units	ppm	ppm	ppm	ppm	ppm	ppm	ppm
Avge	4.983	5.137	5.063	5.044	1.012	1.041	1.002
SDev	.001	.005	.014	.005	.005	.007	.004
%RSD	.0298	.0895	.2807	.1064	.4471	.6540	.4343
#1	4.982	5.140	5.053	5.040	1.009	1.036	1.005
#2	4.984	5.134	5.073	5.048	1.015	1.046	.9987
Errors	LC Pass	LC Pass	NOCHECK	NOCHECK	LC Pass	LC Pass	LC Pass
High	5.500	5.500			1.100	1.100	1.100
Low	4.500	4.500			.9000	.9000	.9000

Elem	Sc3613	1960/1	1960/2	Si2881	Pb220	Se196	Sn1899

011207

Units	%R	ppm	ppm	ppm	ppm	ppm	ppm
Avge	99.80	5.179	5.183	5.073	5.051	5.182	4.742
SDev	2.04	.005	.005	.001	.008	.005	.015
%RSD	2.044	.1048	.1035	.0119	.1646	.1040	.3263
#1	101.2	5.183	5.187	5.074	5.045	5.185	4.753
#2	98.35	5.175	5.179	5.073	5.056	5.178	4.731
Errors	NOCHECK	NOCHECK	NOCHECK	LC Pass	LC Pass	LC Pass	LC Pass
High				5.500	5.500	5.500	5.500
Low				4.500	4.500	4.500	4.500

Elem	Sr4215	Th2837	Ti3349	Tl1908	U_4090	V_2924	W_2079
Units	ppm	ppm	ppm	ppm	ppm	ppm	ppm
Avge	4.925	.9935	4.849	5.308	.9781	4.990	1.052
SDev	.003	.0055	.005	.004	.0267	.001	.001
%RSD	.0532	.5553	.1014	.0839	2.728	.0122	.0600
#1	4.927	.9896	4.853	5.311	.9970	4.990	1.051
#2	4.923	.9974	4.846	5.305	.9592	4.989	1.052
Errors	LC Pass	LC Pass	LC Pass	LC Pass	LC Pass	LC Pass	LC Pass
High	5.500	1.100	5.500	5.500	1.100	5.500	1.100
Low	4.500	.9000	4.500	4.500	.9000	4.500	.9000

Elem	Y_3710	Zn2062	Zr3496
Units	ppm	ppm	ppm
Avge	4.964	1.010	4.791
SDev	.022	.001	.004
%RSD	.4407	.1204	.0813
#1	4.979	1.009	4.794
#2	4.948	1.010	4.788
Errors	LC Pass	LC Pass	LC Pass
High	5.500	1.100	5.500
Low	4.500	.9000	4.500

011208

IntStd	1	2	3	4	5	6	7
Mode	*Counts	Time	NOTUSED	NOTUSED	NOTUSED	NOTUSED	NOTUSED
Elem	Sc	--	--	--	--	--	--
Wavlen	361.384	--	--	--	--	--	--
Avge	858543	10000	--	--	--	--	--
SDev	17622.52	.0000000	--	--	--	--	--
%RSD	2.052607	.0000000	--	--	--	--	--
#1	871004	10000	--	--	--	--	--
#2	846082	10000	--	--	--	--	--

Analysis Report 07/04/07 00:13:15 AM page 1

Method: DAILY2 Sample Name: CCB9 Operator: 011209
Run Time: 07/04/07 00:08:40
Comment:
Mode: CONC Corr. Factor: 1

Elem	Ag3280	Al3082	As1890	B_2496	Ba4934	Be3130	Bi2230
Units	ppm	ppm	ppm	ppm	ppm	ppm	ppm
Avge	.0006	.0240	.0037	.0100	.0021	.0004	.0030
SDev	.0004	.0002	.0011	.0037	.0029	.0002	.0050
%RSD	57.24	.7925	30.67	37.00	134.8	66.15	164.0
#1	.0004	.0239	.0029	.0126	.0041	.0005	.0065
#2	.0009	.0241	.0045	.0074	.0001	.0002	-.0005
Errors	LC Pass	LC Pass	LC Pass	LC Pass	LC Pass	LC Pass	LC Pass
High	.0050	.0500	.0050	.0500	.0050	.0050	.0100
Low	-.0050	-.0500	-.0050	-.0500	-.0050	-.0050	-.0100

Elem	Ca3179	Cd2265	Co2286	Cr2677	Cu3247	Fe2714	K_7664
Units	ppm	ppm	ppm	ppm	ppm	ppm	ppm
Avge	.0035	.0003	.0013	.0018	.0007	-.0135	.0012
SDev	.0054	.0005	.0011	.0007	.0005	.0058	.0113
%RSD	155.6	137.9	87.03	37.81	65.56	43.03	968.2
#1	.0073	.0007	.0020	.0023	.0010	-.0176	-.0068
#2	-.0003	.0000	.0005	.0013	.0004	-.0094	.0091
Errors	LC Pass	LC Pass	LC Pass	LC Pass	LC Pass	LC Pass	LC Pass
High	.0500	.0050	.0050	.0050	.0050	.0500	.1000
Low	-.0500	-.0050	-.0050	-.0050	-.0050	-.0500	-.1000

Elem	La3988	Li6707	Mg2790	Mn2576	Mo2020	Na3302	Na5889
Units	ppm	ppm	ppm	ppm	ppm	ppm	ppm
Avge	.0015	.0007	.0070	.0003	.0024	L-.3631	.0056
SDev	.0005	.0009	.0006	.0003	.0019	.1626	.0128
%RSD	31.22	143.6	9.273	84.10	77.82	44.80	230.2
#1	.0018	.0013	.0075	.0005	.0038	L-.4781	.0146
#2	.0012	-.0000	.0066	.0001	.0011	L-.2481	-.0035
Errors	LC Pass	LC Pass	LC Pass	LC Pass	LC Pass	LC Low	LC Pass
High	.0050	.0050	.0500	.0050	.0050	.0500	.0500
Low	-.0050	-.0050	-.0500	-.0050	-.0050	-.0500	-.0500

Elem	Ni2316	P_1782	2203/1	2203/2	Pd3404	S_1820	Sb2068
Units	ppm	ppm	ppm	ppm	ppm	ppm	ppm
Avge	.0009	.0053	-.0028	.0012	-.0035	.0131	-.0034
SDev	.0026	.0045	.0012	.0019	.0029	.0011	.0001
%RSD	284.9	84.88	40.93	163.4	81.72	8.172	2.458
#1	.0028	.0021	-.0037	.0025	L-.0056	.0139	-.0034
#2	-.0009	.0085	-.0020	-.0002	-.0015	.0124	-.0033
Errors	LC Pass	LC Pass	NOCHECK	NOCHECK	LC Pass	LC Pass	LC Pass
High	.0050	.0100			.0050	.0200	.0100
Low	-.0050	-.0100			-.0050	-.0200	-.0100

Elem	Sc3613	1960/1	1960/2	Si2881	Pb220	Se196	Sn1899

011210

Units	%R	ppm	ppm	ppm	ppm	ppm	ppm
Avge	101.3	.0035	-.0047	-.0018	-.0002	-.0020	.0039
SDev	1.6	.0018	.0023	.0005	.0009	.0021	.0009
%RSD	1.568	53.10	48.32	25.64	569.3	107.7	23.88
#1	102.5	.0048	-.0031	-.0022	.0005	-.0005	.0046
#2	100.2	.0022	-.0063	-.0015	-.0008	-.0035	.0033
Errors	NOCHECK	NOCHECK	NOCHECK	LC Pass	LC Pass	LC Pass	LC Pass
High				.0100	.0050	.0050	.0050
Low				-.0100	-.0050	-.0050	-.0050

Elem	Sr4215	Th2837	Ti3349	Tl1908	U_4090	V_2924	W_2079
Units	ppm	ppm	ppm	ppm	ppm	ppm	ppm
Avge	.0010	.0027	.0012	-.0040	.0227	.0010	.0036
SDev	.0014	.0005	.0012	.0049	.0068	.0008	.0011
%RSD	141.5	16.83	106.3	123.6	29.86	83.56	31.28
#1	.0020	.0030	.0020	-.0005	.0179	.0016	.0044
#2	-.0000	.0024	.0003	-.0074	.0275	.0004	.0028
Errors	LC Pass	LC Pass	LC Pass	LC Pass	LC Pass	LC Pass	LC Pass
High	.0050	.0100	.0050	.0100	.1000	.0050	.0100
Low	-.0050	-.0100	-.0050	-.0100	-.1000	-.0050	-.0100

Elem	Y_3710	Zn2062	Zr3496
Units	ppm	ppm	ppm
Avge	.0011	.0005	.0017
SDev	.0013	.0002	.0013
%RSD	110.6	42.95	76.90
#1	.0020	.0006	.0026
#2	.0002	.0003	.0008
Errors	LC Pass	LC Pass	LC Pass
High	.0050	.0050	.0050
Low	-.0050	-.0050	-.0050

011211

IntStd	1	2	3	4	5	6	7
Mode	*Counts	Time	NOTUSED	NOTUSED	NOTUSED	NOTUSED	NOTUSED
Elem	Sc	--	--	--	--	--	--
Wavlen	361.384	--	--	--	--	--	--
Avge	871843	10000	--	--	--	--	--
SDev	13627.36	.0000000	--	--	--	--	--
%RSD	1.563052	.0000000	--	--	--	--	--
#1	881479	10000	--	--	--	--	--
#2	862207	10000	--	--	--	--	--

020001

SOUTHWEST RESEARCH INSTITUTE
NUCLEAR PROJECT
CLIENT: Division 20
TASK ORDER: 070622-2
SRR: 30783
SDG: 297126
CASE: CNWRA
VTSR: June 05, 2007
PROJECT#: 06002.01.212

Anions by IC

SOUTHWEST RESEARCH INSTITUTE 020002

SAMPLE ANALYSIS DATA SHEET

Sample ID
0800

Lab Name: Southwest Research Institute

Client: Division 20

Lab Code: SwRI

Project No.: 06002.01.212

Matrix: Solid

Date Received: 06/05/07

Lab System ID: 297126

SRR #: 30783

Method: IC - EPA 300

Task Order #: 070622-2

Totals for surface samples as received		
Analysis	Sample Result (mg/Kg)	Reporting Limit (mg/Kg)
Bromide	<50.0	50
Chloride	51.4	50
Fluoride	185	50

This report may not be reproduced except in its entirety without the written approval of SwRI.

SOUTHWEST RESEARCH INSTITUTE

DUPLICATE SUMMARY

020003

Sample ID
0800

Lab Name: Southwest Research Institute

Client: Division 20

Lab Code: SwRI

Project No.: 06002.01.212

Matrix: Solid

Date Received: 06/05/07

Lab System ID: 297126D

SRR #: 30783

Task Order #: 070622-2

Totals for surface samples as received			
Analysis	Orig. Sample Result (mg/Kg	Duplicate Result (mg/Kg)	RPD
Bromide	<50.0	<50.0	0.00%
Chloride	51.4	61.3	17.6%
Fluoride	185	183	1.09%

This report may not be reproduced except in its entirety without the written approval of SwRI.

SOUTHWEST RESEARCH INSTITUTE 020004

SAMPLE ANALYSIS DATA SHEET

Sample ID
0803

Lab Name: Southwest Research Institute

Client: Division 20

Lab Code: SwRI

Project No.: 06002.01.212

Matrix: Solid

Date Received: 06/05/07

Lab System ID: 297127

SRR #: 30783

Method: IC - EPA 300

Task Order #: 070622-2

Totals for surface samples as received		
Analysis	Sample Result (mg/Kg)	Reporting Limit (mg/Kg)
Bromide	<49.8	49.8
Chloride	52.2	49.8
Fluoride	133	49.8

This report may not be reproduced except in its entirety without the written approval of SwRI.

SOUTHWEST RESEARCH INSTITUTE

SAMPLE ANALYSIS DATA SHEET

020005

Sample ID
0805

Lab Name: Southwest Research Institute

Client: Division 20

Lab Code: SwRI

Project No.: 06002.01.212

Matrix: Solid

Date Received: 06/05/07

Lab System ID: 297128

SRR #: 30783

Method: IC - EPA 300

Task Order #: 070622-2

Totals for surface samples as received		
Analysis	Sample Result (mg/Kg)	Reporting Limit (mg/Kg)
Bromide	<50.0	50
Chloride	<50.0	50
Fluoride	131	50

This report may not be reproduced except in its entirety without the written approval of SwRI.

SOUTHWEST RESEARCH INSTITUTE

SAMPLE ANALYSIS DATA SHEET

020006

Sample ID
0807

Lab Name: Southwest Research Institute

Client: Division 20

Lab Code: SwRI

Project No.: 06002.01.212

Matrix: Solid

Date Received: 06/05/07

Lab System ID: 297129

SRR #: 30783

Method: IC - EPA 300

Task Order #: 070622-2

Totals for surface samples as received		
Analysis	Sample Result (mg/Kg)	Reporting Limit (mg/Kg)
Bromide	<50.0	50
Chloride	102	50
Fluoride	156	50

This report may not be reproduced except in its entirety without the written approval of SwRI.

SOUTHWEST RESEARCH INSTITUTE

SAMPLE ANALYSIS DATA SHEET 020007

Sample ID
4980

Lab Name: Southwest Research Institute

Client: Division 20

Lab Code: SwRI

Project No.: 06002.01.212

Matrix: Solid

Date Received: 06/05/07

Lab System ID: 297137

SRR #: 30783

Method: IC - EPA 300

Task Order #: 070622-2

Totals for surface samples as received		
Analysis	Sample Result (mg/Kg)	Reporting Limit (mg/Kg)
Bromide	<49.5	49.5
Chloride	248	49.5
Fluoride	220	49.5

This report may not be reproduced except in its entirety without the written approval of SwRI.

SOUTHWEST RESEARCH INSTITUTE

SAMPLE ANALYSIS DATA SHEET

020008

Sample ID
4982

Lab Name: Southwest Research Institute

Client: Division 20

Lab Code: SwRI

Project No.: 06002.01.212

Matrix: Solid

Date Received: 06/05/07

Lab System ID: 297138

SRR #: 30783

Method: IC - EPA 300

Task Order #: 070622-2

Totals for surface samples as received		
Analysis	Sample Result (mg/Kg)	Reporting Limit (mg/Kg)
Bromide	<50.0	50
Chloride	682	50
Fluoride	335	50

This report may not be reproduced except in its entirety without the written approval of SwRI.

SOUTHWEST RESEARCH INSTITUTE

SAMPLE ANALYSIS DATA SHEET

020009

Sample ID
4983

Lab Name: Southwest Research Institute

Client: Division 20

Lab Code: SwRI

Project No.: 06002.01.212

Matrix: Solid

Date Received: 06/05/07

Lab System ID: 297139

SRR #: 30783

Method: IC - EPA 300

Task Order #: 070622-2

Totals for surface samples as received		
Analysis	Sample Result (mg/Kg)	Reporting Limit (mg/Kg)
Bromide	<50.0	50
Chloride	1130	50
Fluoride	341	50

This report may not be reproduced except in its entirety without the written approval of SwRI.

SOUTHWEST RESEARCH INSTITUTE

SAMPLE ANALYSIS DATA SHEET

020010

Sample ID
4987

Lab Name: Southwest Research Institute

Client: Division 20

Lab Code: SwRI

Project No.: 06002.01.212

Matrix: Solid

Date Received: 06/05/07

Lab System ID: 297140

SRR #: 30783

Method: IC - EPA 300

Task Order #: 070622-2

Totals for surface samples as received		
Analysis	Sample Result (mg/Kg)	Reporting Limit (mg/Kg)
Bromide	60.8	50
Chloride	2190	50
Fluoride	253	50

This report may not be reproduced except in its entirety without the written approval of SwRI.

SOUTHWEST RESEARCH INSTITUTE

LABORATORY CONTROL SAMPLE

020011

Sample ID
Lab Control

Lab Name: Southwest Research Institute

Lab Code: SwRI

Matrix: Solid

Lab System ID: ICV

Client: Division 20

Project No.: 06002.01.212

Date Received: NA

SRR #: 30783

Task Order #: 070622-2

Totals for surface samples as received			
Analysis	Sample Result (mg/L)	True Value (mg/L)	Recovery
Bromide	411	400	102.8%
Chloride	208	200	104.0%
Fluoride	100	100	100.0%

NA- Not Applicable.

This report may not be reproduced except in its entirety without the written approval of SwRI.

SOUTHWEST RESEARCH INSTITUTE

BLANK SUMMARY

020012

Sample ID
Prep Blank

Lab Name: Southwest Research Institute

Lab Code: SwRI

Matrix: Solid

Lab System ID: PB

Client: Division 20

Project No.: 06002.01.212

Date Received: NA

SRR #: 30783

Task Order #: 070622-2

Totals for surface samples as received		
Analysis	Sample Result (mg/Kg)	Reporting Limit (mg/Kg)
Bromide	<50.0	50
Chloride	<50.0	50
Fluoride	<50.0	50

NA- Not Applicable.

This report may not be reproduced except in its entirety without the written approval of SwRI.

SOUTHWEST RESEARCH INSTITUTE

SAMPLE ANALYSIS DATA SHEET

020013

Sample ID
0800

Lab Name: Southwest Research Institute

Client: Division 20

Lab Code: SwRI

Project No.: 06002.01.212

Matrix: Solid

Date Received: 06/05/07

Lab System ID: 297126

SRR #: 30783

Method: IC - EPA 300

Task Order #: 070622-2

Totals on insoluble portion		
Analysis	Sample Result (mg/Kg)	Reporting Limit (mg/Kg)
Bromide	<47.6	47.6
Chloride	53.6	47.6
Fluoride	152	47.6

This report may not be reproduced except in its entirety without the written approval of SwRI.

SOUTHWEST RESEARCH INSTITUTE

020014

DUPLICATE SUMMARY

Sample ID
0800

Lab Name: Southwest Research Institute

Client: Division 20

Lab Code: SwRI

Project No.: 06002.01.212

Matrix: Solid

Date Received: 06/05/07

Lab System ID: 297126D

SRR #: 30783

Task Order #: 070622-2

Totals for surface samples as received			
Analysis	Orig. Sample Result (mg/Kg	Duplicate Result (mg/Kg)	RPD
Bromide	<47.6	<47.6	0.00%
Chloride	53.6	55.4	3.30%
Fluoride	152	152	0.00%

This report may not be reproduced except in its entirety without the written approval of SwRI.

SOUTHWEST RESEARCH INSTITUTE

SAMPLE ANALYSIS DATA SHEET 020015

Sample ID
0803

Lab Name: Southwest Research Institute

Client: Division 20

Lab Code: SwRI

Project No.: 06002.01.212

Matrix: Solid

Date Received: 06/05/07

Lab System ID: 297127

SRR #: 30783

Method: IC - EPA 300

Task Order #: 070622-2

Totals on insoluble portion		
Analysis	Sample Result (mg/Kg)	Reporting Limit (mg/Kg)
Bromide	<46.5	46.5
Chloride	56.7	46.5
Fluoride	108	46.5

This report may not be reproduced except in its entirety without the written approval of SwRI.

SOUTHWEST RESEARCH INSTITUTE

SAMPLE ANALYSIS DATA SHEET

020016

Sample ID
0805

Lab Name: Southwest Research Institute

Lab Code: SwRI

Matrix: Solid

Lab System ID: 297128

Method: IC - EPA 300

Client: Division 20

Project No.: 06002.01.212

Date Received: 06/05/07

SRR #: 30783

Task Order #: 070622-2

Totals on insoluble portion		
Analysis	Sample Result (mg/Kg)	Reporting Limit (mg/Kg)
Bromide	<49.3	49.3
Chloride	67.8	49.3
Fluoride	91.1	49.3

This report may not be reproduced except in its entirety without the written approval of SwRI.

SOUTHWEST RESEARCH INSTITUTE

SAMPLE ANALYSIS DATA SHEET

020017

Sample ID
0807

Lab Name: Southwest Research Institute

Client: Division 20

Lab Code: SwRI

Project No.: 06002.01.212

Matrix: Solid

Date Received: 06/05/07

Lab System ID: 297129

SRR #: 30783

Method: IC - EPA 300

Task Order #: 070622-2

Totals on insoluble portion		
Analysis	Sample Result (mg/Kg)	Reporting Limit (mg/Kg)
Bromide	<50.0	50
Chloride	56.4	50
Fluoride	143	50

This report may not be reproduced except in its entirety without the written approval of SwRI.

SOUTHWEST RESEARCH INSTITUTE

SAMPLE ANALYSIS DATA SHEET 020018

Sample ID
4980

Lab Name: Southwest Research Institute

Client: Division 20

Lab Code: SwRI

Project No.: 06002.01.212

Matrix: Solid

Date Received: 06/05/07

Lab System ID: 297137

SRR #: 30783

Method: IC - EPA 300

Task Order #: 070622-2

Totals on insoluble portion		
Analysis	Sample Result (mg/Kg)	Reporting Limit (mg/Kg)
Bromide	<50.0	50
Chloride	163	50
Fluoride	204	50

This report may not be reproduced except in its entirety without the written approval of SwRI.

SOUTHWEST RESEARCH INSTITUTE

SAMPLE ANALYSIS DATA SHEET 020019

Sample ID
4982

Lab Name: Southwest Research Institute

Client: Division 20

Lab Code: SwRI

Project No.: 06002.01.212

Matrix: Solid

Date Received: 06/05/07

Lab System ID: 297138

SRR #: 30783

Method: IC - EPA 300

Task Order #: 070622-2

Totals on insoluble portion		
Analysis	Sample Result (mg/Kg)	Reporting Limit (mg/Kg)
Bromide	<50.0	50
Chloride	466	50
Fluoride	279	50

This report may not be reproduced except in its entirety without the written approval of SwRI.

SOUTHWEST RESEARCH INSTITUTE

020020

SAMPLE ANALYSIS DATA SHEET

Sample ID
4983

Lab Name: Southwest Research Institute

Lab Code: SwRI

Matrix: Solid

Lab System ID: 297139

Method: IC - EPA 300

Client: Division 20

Project No.: 06002.01.212

Date Received: 06/05/07

SRR #: 30783

Task Order #: 070622-2

Totals on insoluble portion		
Analysis	Sample Result (mg/Kg)	Reporting Limit (mg/Kg)
Bromide	<50.0	50
Chloride	747	50
Fluoride	273	50

This report may not be reproduced except in its entirety without the written approval of SwRI.

SOUTHWEST RESEARCH INSTITUTE

020021

SAMPLE ANALYSIS DATA SHEET

Sample ID
4987

Lab Name: Southwest Research Institute

Client: Division 20

Lab Code: SwRI

Project No.: 06002.01.212

Matrix: Solid

Date Received: 06/05/07

Lab System ID: 297140

SRR #: 30783

Method: IC - EPA 300

Task Order #: 070622-2

Totals on insoluble portion		
Analysis	Sample Result (mg/Kg)	Reporting Limit (mg/Kg)
Bromide	<50.0	50
Chloride	1840	50
Fluoride	245	50

This report may not be reproduced except in its entirety without the written approval of SwRI.

SOUTHWEST RESEARCH INSTITUTE

LABORATORY CONTROL SAMPLE

020022

Sample ID
Lab Control

Lab Name: Southwest Research Institute

Lab Code: SwRI

Matrix: Solid

Lab System ID: ICV

Client: Division 20

Project No.: 06002.01.212

Date Received: NA

SRR #: 30783

Task Order #: 070622-2

Totals on insoluble portion			
Analysis	Sample Result (mg/L)	True Value (mg/L)	Recovery
Bromide	411	400	102.8%
Chloride	208	200	104.0%
Fluoride	100	100	100.0%

NA- Not Applicable.

This report may not be reproduced except in its entirety without the written approval of SwRI.

SOUTHWEST RESEARCH INSTITUTE E20023

BLANK SUMMARY

Sample ID
Prep Blank

Lab Name: Southwest Research Institute

Client: Division 20

Lab Code: SwRI

Project No.: 06002.01.212

Matrix: Solid

Date Received: NA

Lab System ID: PB

SRR #: 30783

Task Order #: 070622-2

Totals on insoluble portion		
Analysis	Sample Result (mg/Kg)	Reporting Limit (mg/Kg)
Bromide	<50.0	50
Chloride	<50.0	50
Fluoride	<50.0	50

NA- Not Applicable.

This report may not be reproduced except in its entirety without the written approval of SwRI.

SOUTHWEST RESEARCH INSTITUTE

020024

SAMPLE ANALYSIS DATA SHEET

Sample ID
0800

Lab Name: Southwest Research Institute

Client: Division 20

Lab Code: SwRI

Project No.: 06002.01.212

Matrix: Solid

Date Received: 06/05/07

Lab System ID: 297126

SRR #: 30783

Method: CHN

Task Order #: 070622-2

Totals for surface samples as received		
Analysis	Sample Result (%)	Reporting Limit (%)
Carbon	0.55%	0.05%
Hydrogen	0.06%	0.05%
Nitrogen	0.05%	0.05%

This report may not be reproduced except in its entirety without the written approval of SwRI.

SOUTHWEST RESEARCH INSTITUTE

DUPLICATE SUMMARY

020025

Sample ID
0800

Lab Name: Southwest Research Institute

Lab Code: SwRI

Matrix: Solid

Lab System ID: 297126D

Client: Division 20

Project No.: 06002.01.212

Date Received: 06/05/07

SRR #: 30783

Task Order #: 070622-2

Totals for surface samples as received			
Analysis	Orig. Sample Result (%)	Duplicate Result (%)	RPD
Carbon	0.55%	0.55%	0.00%
Hydrogen	0.06%	0.07%	15.4%
Nitrogen	0.05%	0.06%	18.2%

This report may not be reproduced except in its entirety without the written approval of SwRI.

SOUTHWEST RESEARCH INSTITUTE

SAMPLE ANALYSIS DATA SHEET

020026

Sample ID
0803

Lab Name: Southwest Research Institute

Client: Division 20

Lab Code: SwRI

Project No.: 06002.01.212

Matrix: Solid

Date Received: 06/05/07

Lab System ID: 297127

SRR #: 30783

Method: CHN

Task Order #: 070622-2

Totals for surface samples as received		
Analysis	Sample Result (%)	Reporting Limit (%)
Carbon	0.58%	0.05%
Hydrogen	0.14%	0.05%
Nitrogen	0.11%	0.05%

This report may not be reproduced except in its entirety without the written approval of SwRI.

SOUTHWEST RESEARCH INSTITUTE 020027

SAMPLE ANALYSIS DATA SHEET

Sample ID
0805

Lab Name: Southwest Research Institute

Client: Division 20

Lab Code: SwRI

Project No.: 06002.01.212

Matrix: Solid

Date Received: 06/05/07

Lab System ID: 297128

SRR #: 30783

Method: CHN

Task Order #: 070622-2

Totals for surface samples as received		
Analysis	Sample Result (%)	Reporting Limit (%)
Carbon	1.53%	0.05%
Hydrogen	0.22%	0.05%
Nitrogen	0.23%	0.05%

This report may not be reproduced except in its entirety without the written approval of SwRI.

SOUTHWEST RESEARCH INSTITUTE

SAMPLE ANALYSIS DATA SHEET

020028

Sample ID
0807

Lab Name: Southwest Research Institute

Client: Division 20

Lab Code: SwRI

Project No.: 06002.01.212

Matrix: Solid

Date Received: 06/05/07

Lab System ID: 297129

SRR #: 30783

Method: CHN

Task Order #: 070622-2

Totals for surface samples as received		
Analysis	Sample Result (%)	Reporting Limit (%)
Carbon	1.14%	0.05%
Hydrogen	0.19%	0.05%
Nitrogen	0.20%	0.05%

This report may not be reproduced except in its entirety without the written approval of SwRI.

SOUTHWEST RESEARCH INSTITUTE

SAMPLE ANALYSIS DATA SHEET

020029

Sample ID
3004

Lab Name: Southwest Research Institute

Client: Division 20

Lab Code: SwRI

Project No.: 06002.01.212

Matrix: Solid

Date Received: 06/05/07

Lab System ID: 297130

SRR #: 30783

Method: CHN

Task Order #: 070622-2

Totals for surface samples as received		
Analysis	Sample Result (%)	Reporting Limit (%)
Carbon	7.13%	0.05%
Hydrogen	0.66%	0.05%
Nitrogen	1.08%	0.05%

This report may not be reproduced except in its entirety without the written approval of SwRI.

SOUTHWEST RESEARCH INSTITUTE

DUPLICATE SUMMARY

020030

Sample ID
3004

Lab Name: Southwest Research Institute

Client: Division 20

Lab Code: SwRI

Project No.: 06002.01.212

Matrix: Solid

Date Received: 06/05/07

Lab System ID: 297130D

SRR #: 30783

Task Order #: 070622-2

Totals for surface samples as received			
Analysis	Orig. Sample Result (%)	Duplicate Result (%)	RPD
Carbon	7.13%	7.17%	0.56%
Hydrogen	0.66%	0.64%	3.08%
Nitrogen	1.08%	1.04%	3.77%

This report may not be reproduced except in its entirety without the written approval of SwRI.

SOUTHWEST RESEARCH INSTITUTE 020031

SAMPLE ANALYSIS DATA SHEET

Sample ID
3008

Lab Name: Southwest Research Institute

Client: Division 20

Lab Code: SwRI

Project No.: 06002.01.212

Matrix: Solid

Date Received: 06/05/07

Lab System ID: 297131

SRR #: 30783

Method: CHN

Task Order #: 070622-2

Totals for surface samples as received		
Analysis	Sample Result (%)	Reporting Limit (%)
Carbon	9.68%	0.05%
Hydrogen	0.99%	0.05%
Nitrogen	1.31%	0.05%

This report may not be reproduced except in its entirety without the written approval of SwRI.

SOUTHWEST RESEARCH INSTITUTE

SAMPLE ANALYSIS DATA SHEET

020032

Sample ID
3025

Lab Name: Southwest Research Institute

Client: Division 20

Lab Code: SwRI

Project No.: 06002.01.212

Matrix: Solid

Date Received: 06/05/07

Lab System ID: 297132

SRR #: 30783

Method: CHN

Task Order #: 070622-2

Totals for surface samples as received		
Analysis	Sample Result (%)	Reporting Limit (%)
Carbon	6.86%	0.05%
Hydrogen	0.67%	0.05%
Nitrogen	1.01%	0.05%

This report may not be reproduced except in its entirety without the written approval of SwRI.

SOUTHWEST RESEARCH INSTITUTE

SAMPLE ANALYSIS DATA SHEET

020033

Sample ID
3027

Lab Name: Southwest Research Institute

Client: Division 20

Lab Code: SwRI

Project No.: 06002.01.212

Matrix: Solid

Date Received: 06/05/07

Lab System ID: 297133

SRR #: 30783

Method: CHN

Task Order #: 070622-2

Totals for surface samples as received		
Analysis	Sample Result (%)	Reporting Limit (%)
Carbon	5.72%	0.05%
Hydrogen	0.61%	0.05%
Nitrogen	0.78%	0.05%

This report may not be reproduced except in its entirety without the written approval of SwRI.

SOUTHWEST RESEARCH INSTITUTE

SAMPLE ANALYSIS DATA SHEET

020034

Sample ID
3031

Lab Name: Southwest Research Institute

Client: Division 20

Lab Code: SwRI

Project No.: 06002.01.212

Matrix: Solid

Date Received: 06/05/07

Lab System ID: 297134

SRR #: 30783

Method: CHN

Task Order #: 070622-2

Totals for surface samples as received		
Analysis	Sample Result (%)	Reporting Limit (%)
Carbon	10.48%	0.05%
Hydrogen	1.03%	0.05%
Nitrogen	1.70%	0.05%

This report may not be reproduced except in its entirety without the written approval of SwRI.

SOUTHWEST RESEARCH INSTITUTE

SAMPLE ANALYSIS DATA SHEET

020035

Sample ID
3033

Lab Name: Southwest Research Institute

Client: Division 20

Lab Code: SwRI

Project No.: 06002.01.212

Matrix: Solid

Date Received: 06/05/07

Lab System ID: 297135

SRR #: 30783

Method: CHN

Task Order #: 070622-2

Totals for surface samples as received		
Analysis	Sample Result (%)	Reporting Limit (%)
Carbon	8.25%	0.05%
Hydrogen	1.02%	0.05%
Nitrogen	0.93%	0.05%

This report may not be reproduced except in its entirety without the written approval of SwRI.

SOUTHWEST RESEARCH INSTITUTE

SAMPLE ANALYSIS DATA SHEET

020036

Sample ID
3037

Lab Name: Southwest Research Institute

Client: Division 20

Lab Code: SwRI

Project No.: 06002.01.212

Matrix: Solid

Date Received: 06/05/07

Lab System ID: 297136

SRR #: 30783

Method: CHN

Task Order #: 070622-2

Totals for surface samples as received		
Analysis	Sample Result (%)	Reporting Limit (%)
Carbon	6.04%	0.05%
Hydrogen	0.71%	0.05%
Nitrogen	0.83%	0.05%

This report may not be reproduced except in its entirety without the written approval of SwRI.

SOUTHWEST RESEARCH INSTITUTE

SAMPLE ANALYSIS DATA SHEET

020037

Sample ID
4980

Lab Name: Southwest Research Institute

Client: Division 20

Lab Code: SwRI

Project No.: 06002.01.212

Matrix: Solid

Date Received: 06/05/07

Lab System ID: 297137

SRR #: 30783

Method: CHN

Task Order #: 070622-2

Totals for surface samples as received		
Analysis	Sample Result (%)	Reporting Limit (%)
Carbon	0.41%	0.05%
Hydrogen	0.29%	0.05%
Nitrogen	0.05%	0.05%

This report may not be reproduced except in its entirety without the written approval of SwRI.

SOUTHWEST RESEARCH INSTITUTE

SAMPLE ANALYSIS DATA SHEET

020038

Sample ID
4982

Lab Name: Southwest Research Institute

Client: Division 20

Lab Code: SwRI

Project No.: 06002.01.212

Matrix: Solid

Date Received: 06/05/07

Lab System ID: 297138

SRR #: 30783

Method: CHN

Task Order #: 070622-2

Totals for surface samples as received		
Analysis	Sample Result (%)	Reporting Limit (%)
Carbon	1.16%	0.05%
Hydrogen	0.22%	0.05%
Nitrogen	0.07%	0.05%

This report may not be reproduced except in its entirety without the written approval of SwRI.

SOUTHWEST RESEARCH INSTITUTE

SAMPLE ANALYSIS DATA SHEET

020039

Sample ID
4983

Lab Name: Southwest Research Institute

Client: Division 20

Lab Code: SwRI

Project No.: 06002.01.212

Matrix: Solid

Date Received: 06/05/07

Lab System ID: 297139

SRR #: 30783

Method: CHN

Task Order #: 070622-2

Totals for surface samples as received		
Analysis	Sample Result (%)	Reporting Limit (%)
Carbon	1.59%	0.05%
Hydrogen	0.14%	0.05%
Nitrogen	0.10%	0.05%

This report may not be reproduced except in its entirety without the written approval of SwRI.

SOUTHWEST RESEARCH INSTITUTE

SAMPLE ANALYSIS DATA SHEET

020040

Sample ID
4987

Lab Name: Southwest Research Institute

Client: Division 20

Lab Code: SwRI

Project No.: 06002.01.212

Matrix: Solid

Date Received: 06/05/07

Lab System ID: 297140

SRR #: 30783

Method: CHN

Task Order #: 070622-2

Totals for surface samples as received		
Analysis	Sample Result (%)	Reporting Limit (%)
Carbon	3.35%	0.05%
Hydrogen	0.18%	0.05%
Nitrogen	0.16%	0.05%

This report may not be reproduced except in its entirety without the written approval of SwRI.

SOUTHWEST RESEARCH INSTITUTE

020041

SAMPLE ANALYSIS DATA SHEET

Sample ID
7535

Lab Name: Southwest Research Institute

Client: Division 20

Lab Code: SwRI

Project No.: 06002.01.212

Matrix: Solid

Date Received: 06/05/07

Lab System ID: 297141

SRR #: 30783

Method: CHN

Task Order #: 070622-2

Totals for surface samples as received		
Analysis	Sample Result (%)	Reporting Limit (%)
Carbon	8.64%	0.05%
Hydrogen	1.04%	0.05%
Nitrogen	1.39%	0.05%

This report may not be reproduced except in its entirety without the written approval of SwRI.

SOUTHWEST RESEARCH INSTITUTE

LABORATORY CONTROL SAMPLE 020042

Sample ID
Lab Control

Lab Name: Southwest Research Institute

Client: Division 20

Lab Code: SwRI

Project No.: 06002.01.212

Matrix: Solid

Date Received: NA

Lab System ID: ICV

SRR #: 30783

Task Order #: 070622-2

Totals for surface samples as received			
Analysis	Sample Result (%)	True Value (%)	Recovery
Carbon	71.5%	71.1%	100.5%
Hydrogen	6.76%	6.71%	100.7%
Nitrogen	10.4%	10.4%	100.2%

NA- Not Applicable.

This report may not be reproduced except in its entirety without the written approval of SwRI.

SOUTHWEST RESEARCH INSTITUTE

BLANK SUMMARY

020043

Sample ID
Prep Blank

Lab Name: Southwest Research Institute

Client: Division 20

Lab Code: SwRI

Project No.: 06002.01.212

Matrix: Solid

Date Received: NA

Lab System ID: ICB

SRR #: 30783

Task Order #: 070622-2

Totals for surface samples as received		
Analysis	Sample Result (%)	Reporting Limit (%)
Carbon	<0.05%	0.05%
Hydrogen	<0.05%	0.05%
Nitrogen	<0.05%	0.05%

NA- Not Applicable.

This report may not be reproduced except in its entirety without the written approval of SwRI.

SOUTHWEST RESEARCH INSTITUTE

SAMPLE ANALYSIS DATA SHEET

020044

Sample ID
0800

Lab Name: Southwest Research Institute

Client: Division 20

Lab Code: SwRI

Project No.: 06002.01.212

Matrix: Solid

Date Received: 06/05/07

Lab System ID: 297126

SRR #: 30783

Method: CHN

Task Order #: 070622-2

Totals on insoluble portion		
Analysis	Sample Result (%)	Reporting Limit (%)
Carbon	0.42%	0.05%
Hydrogen	0.22%	0.05%
Nitrogen	<0.05%	0.05%

This report may not be reproduced except in its entirety without the written approval of SwRI.

SOUTHWEST RESEARCH INSTITUTE

DUPLICATE SUMMARY

020045

Sample ID
0800

Lab Name: Southwest Research Institute

Client: Division 20

Lab Code: SwRI

Project No.: 06002.01.212

Matrix: Solid

Date Received: 06/05/07

Lab System ID: 297126D

SRR #: 30783

Task Order #: 070622-2

Totals on insoluble portion			
Analysis	Orig. Sample Result (%)	Duplicate Result (%)	RPD
Carbon	0.42%	0.42%	0.00%
Hydrogen	0.22%	0.20%	9.52%
Nitrogen	<0.05%	<0.05%	0.00%

This report may not be reproduced except in its entirety without the written approval of SwRI.

SOUTHWEST RESEARCH INSTITUTE

SAMPLE ANALYSIS DATA SHEET

020046

Sample ID
0803

Lab Name: Southwest Research Institute

Client: Division 20

Lab Code: SwRI

Project No.: 06002.01.212

Matrix: Solid

Date Received: 06/05/07

Lab System ID: 297127

SRR #: 30783

Method: CHN

Task Order #: 070622-2

Totals on insoluble portion		
Analysis	Sample Result (%)	Reporting Limit (%)
Carbon	0.54%	0.05%
Hydrogen	0.47%	0.05%
Nitrogen	0.07%	0.05%

This report may not be reproduced except in its entirety without the written approval of SwRI.

SOUTHWEST RESEARCH INSTITUTE

SAMPLE ANALYSIS DATA SHEET

020047

Sample ID
0805

Lab Name: Southwest Research Institute

Client: Division 20

Lab Code: SwRI

Project No.: 06002.01.212

Matrix: Solid

Date Received: 06/05/07

Lab System ID: 297128

SRR #: 30783

Method: CHN

Task Order #: 070622-2

Totals on insoluble portion		
Analysis	Sample Result (%)	Reporting Limit (%)
Carbon	0.79%	0.05%
Hydrogen	0.27%	0.05%
Nitrogen	0.09%	0.05%

This report may not be reproduced except in its entirety without the written approval of SwRI.

SOUTHWEST RESEARCH INSTITUTE

SAMPLE ANALYSIS DATA SHEET 020048

Sample ID
0807

Lab Name: Southwest Research Institute

Client: Division 20

Lab Code: SwRI

Project No.: 06002.01.212

Matrix: Solid

Date Received: 06/05/07

Lab System ID: 297129

SRR #: 30783

Method: CHN

Task Order #: 070622-2

Totals on insoluble portion		
Analysis	Sample Result (%)	Reporting Limit (%)
Carbon	0.87%	0.05%
Hydrogen	0.29%	0.05%
Nitrogen	0.11%	0.05%

This report may not be reproduced except in its entirety without the written approval of SwRI.

SOUTHWEST RESEARCH INSTITUTE

SAMPLE ANALYSIS DATA SHEET

020049

Sample ID
3004

Lab Name: Southwest Research Institute

Client: Division 20

Lab Code: SwRI

Project No.: 06002.01.212

Matrix: Solid

Date Received: 06/05/07

Lab System ID: 297130

SRR #: 30783

Method: CHN

Task Order #: 070622-2

Totals on insoluble portion		
Analysis	Sample Result (%)	Reporting Limit (%)
Carbon	7.34%	0.05%
Hydrogen	0.96%	0.05%
Nitrogen	0.82%	0.05%

This report may not be reproduced except in its entirety without the written approval of SwRI.

SOUTHWEST RESEARCH INSTITUTE

DUPLICATE SUMMARY

020050

Sample ID
3004

Lab Name: Southwest Research Institute

Client: Division 20

Lab Code: SwRI

Project No.: 06002.01.212

Matrix: Solid

Date Received: 06/05/07

Lab System ID: 297130D

SRR #: 30783

Task Order #: 070622-2

Totals on insoluble portion			
Analysis	Orig. Sample Result (%)	Duplicate Result (%)	RPD
Carbon	7.34%	7.26%	1.10%
Hydrogen	0.96%	0.99%	3.08%
Nitrogen	0.82%	0.75%	8.92%

This report may not be reproduced except in its entirety without the written approval of SwRI.

SOUTHWEST RESEARCH INSTITUTE

SAMPLE ANALYSIS DATA SHEET

020051

Sample ID
3008

Lab Name: Southwest Research Institute

Client: Division 20

Lab Code: SwRI

Project No.: 06002.01.212

Matrix: Solid

Date Received: 06/05/07

Lab System ID: 297131

SRR #: 30783

Method: CHN

Task Order #: 070622-2

Totals on insoluble portion		
Analysis	Sample Result (%)	Reporting Limit (%)
Carbon	8.59%	0.05%
Hydrogen	1.14%	0.05%
Nitrogen	0.67%	0.05%

This report may not be reproduced except in its entirety without the written approval of SwRI.

SOUTHWEST RESEARCH INSTITUTE

SAMPLE ANALYSIS DATA SHEET

020052

Sample ID
3025

Lab Name: Southwest Research Institute

Client: Division 20

Lab Code: SwRI

Project No.: 06002.01.212

Matrix: Solid

Date Received: 06/05/07

Lab System ID: 297132

SRR #: 30783

Method: CHN

Task Order #: 070622-2

Totals on insoluble portion		
Analysis	Sample Result (%)	Reporting Limit (%)
Carbon	6.36%	0.05%
Hydrogen	0.81%	0.05%
Nitrogen	0.35%	0.05%

This report may not be reproduced except in its entirety without the written approval of SwRI.

SOUTHWEST RESEARCH INSTITUTE

SAMPLE ANALYSIS DATA SHEET

020053

Sample ID
3027

Lab Name: Southwest Research Institute

Client: Division 20

Lab Code: SwRI

Project No.: 06002.01.212

Matrix: Solid

Date Received: 06/05/07

Lab System ID: 297133

SRR #: 30783

Method: CHN

Task Order #: 070622-2

Totals on insoluble portion		
Analysis	Sample Result (%)	Reporting Limit (%)
Carbon	4.87%	0.05%
Hydrogen	0.61%	0.05%
Nitrogen	0.35%	0.05%

This report may not be reproduced except in its entirety without the written approval of SwRI.

SOUTHWEST RESEARCH INSTITUTE

SAMPLE ANALYSIS DATA SHEET

020054

Sample ID
3031

Lab Name: Southwest Research Institute

Client: Division 20

Lab Code: SwRI

Project No.: 06002.01.212

Matrix: Solid

Date Received: 06/05/07

Lab System ID: 297134

SRR #: 30783

Method: CHN

Task Order #: 070622-2

Totals on insoluble portion		
Analysis	Sample Result (%)	Reporting Limit (%)
Carbon	9.11%	0.05%
Hydrogen	0.99%	0.05%
Nitrogen	1.20%	0.05%

This report may not be reproduced except in its entirety without the written approval of SwRI.

SOUTHWEST RESEARCH INSTITUTE

020055

SAMPLE ANALYSIS DATA SHEET

Sample ID
3033

Lab Name: Southwest Research Institute

Client: Division 20

Lab Code: SwRI

Project No.: 06002.01.212

Matrix: Solid

Date Received: 06/05/07

Lab System ID: 297135

SRR #: 30783

Method: CHN

Task Order #: 070622-2

Totals on insoluble portion		
Analysis	Sample Result (%)	Reporting Limit (%)
Carbon	7.63%	0.05%
Hydrogen	1.00%	0.05%
Nitrogen	0.59%	0.05%

This report may not be reproduced except in its entirety without the written approval of SwRI.

SOUTHWEST RESEARCH INSTITUTE

SAMPLE ANALYSIS DATA SHEET

020056

Sample ID
3037

Lab Name: Southwest Research Institute

Client: Division 20

Lab Code: SwRI

Project No.: 06002.01.212

Matrix: Solid

Date Received: 06/05/07

Lab System ID: 297136

SRR #: 30783

Method: CHN

Task Order #: 070622-2

Totals on insoluble portion		
Analysis	Sample Result (%)	Reporting Limit (%)
Carbon	5.11%	0.05%
Hydrogen	0.66%	0.05%
Nitrogen	0.45%	0.05%

This report may not be reproduced except in its entirety without the written approval of SwRI.

SOUTHWEST RESEARCH INSTITUTE

SAMPLE ANALYSIS DATA SHEET

020057

Sample ID
4980

Lab Name: Southwest Research Institute

Client: Division 20

Lab Code: SwRI

Project No.: 06002.01.212

Matrix: Solid

Date Received: 06/05/07

Lab System ID: 297137

SRR #: 30783

Method: CHN

Task Order #: 070622-2

Totals on insoluble portion		
Analysis	Sample Result (%)	Reporting Limit (%)
Carbon	0.11%	0.05%
Hydrogen	0.35%	0.05%
Nitrogen	<0.05%	0.05%

This report may not be reproduced except in its entirety without the written approval of SwRI.

SOUTHWEST RESEARCH INSTITUTE

SAMPLE ANALYSIS DATA SHEET

020058

Sample ID
4982

Lab Name: Southwest Research Institute

Client: Division 20

Lab Code: SwRI

Project No.: 06002.01.212

Matrix: Solid

Date Received: 06/05/07

Lab System ID: 297138

SRR #: 30783

Method: CHN

Task Order #: 070622-2

Totals on insoluble portion		
Analysis	Sample Result (%)	Reporting Limit (%)
Carbon	0.65%	0.05%
Hydrogen	0.28%	0.05%
Nitrogen	<0.05%	0.05%

This report may not be reproduced except in its entirety without the written approval of SwRI.

SOUTHWEST RESEARCH INSTITUTE

SAMPLE ANALYSIS DATA SHEET

020059

Sample ID
4983

Lab Name: Southwest Research Institute

Client: Division 20

Lab Code: SwRI

Project No.: 06002.01.212

Matrix: Solid

Date Received: 06/05/07

Lab System ID: 297139

SRR #: 30783

Method: CHN

Task Order #: 070622-2

Totals on insoluble portion		
Analysis	Sample Result (%)	Reporting Limit (%)
Carbon	1.01%	0.05%
Hydrogen	0.14%	0.05%
Nitrogen	<0.05%	0.05%

This report may not be reproduced except in its entirety without the written approval of SwRI.

SOUTHWEST RESEARCH INSTITUTE

SAMPLE ANALYSIS DATA SHEET

020060

Sample ID
4987

Lab Name: Southwest Research Institute

Client: Division 20

Lab Code: SwRI

Project No.: 06002.01.212

Matrix: Solid

Date Received: 06/05/07

Lab System ID: 297140

SRR #: 30783

Method: CHN

Task Order #: 070622-2

Totals on insoluble portion		
Analysis	Sample Result (%)	Reporting Limit (%)
Carbon	2.57%	0.05%
Hydrogen	0.17%	0.05%
Nitrogen	0.09%	0.05%

This report may not be reproduced except in its entirety without the written approval of SwRI.

SOUTHWEST RESEARCH INSTITUTE

SAMPLE ANALYSIS DATA SHEET

020061

Sample ID
7535

Lab Name: Southwest Research Institute

Client: Division 20

Lab Code: SwRI

Project No.: 06002.01.212

Matrix: Solid

Date Received: 06/05/07

Lab System ID: 297141

SRR #: 30783

Method: CHN

Task Order #: 070622-2

Totals on insoluble portion		
Analysis	Sample Result (%)	Reporting Limit (%)
Carbon	7.51%	0.05%
Hydrogen	0.89%	0.05%
Nitrogen	0.87%	0.05%

This report may not be reproduced except in its entirety without the written approval of SwRI.

SOUTHWEST RESEARCH INSTITUTE

LABORATORY CONTROL SAMPLE

020062

Sample ID
Lab Control

Lab Name: Southwest Research Institute

Lab Code: SwRI

Matrix: Solid

Lab System ID: ICV

Client: Division 20

Project No.: 06002.01.212

Date Received: NA

SRR #: 30783

Task Order #: 070622-2

Totals on insoluble portion			
Analysis	Sample Result (%)	True Value (%)	Recovery
Carbon	71.5%	71.1%	100.5%
Hydrogen	6.76%	6.71%	100.7%
Nitrogen	10.4%	10.4%	100.2%

NA- Not Applicable.

This report may not be reproduced except in its entirety without the written approval of SwRI.

SOUTHWEST RESEARCH INSTITUTE

BLANK SUMMARY

020063

Sample ID
Prep Blank

Lab Name: Southwest Research Institute

Client: Division 20

Lab Code: SwRI

Project No.: 06002.01.212

Matrix: Solid

Date Received: NA

Lab System ID: ICB

SRR #: 30783

Task Order #: 070622-2

Totals on insoluble portion		
Analysis	Sample Result (%)	Reporting Limit (%)
Carbon	<0.05%	0.05%
Hydrogen	<0.05%	0.05%
Nitrogen	<0.05%	0.05%

NA- Not Applicable.

This report may not be reproduced except in its entirety without the written approval of SwRI.

SOUTHWEST RESEARCH INSTITUTE

SAMPLE ANALYSIS DATA SHEET

020064

Sample ID
0800

Lab Name: Southwest Research Institute

Client: Division 20

Lab Code: SwRI

Project No.: 06002.01.212

Matrix: Solid

Date Received: 06/05/07

Lab System ID: 297126

SRR #: 30783

Method: IC - EPA 300 / ASTM D2216

Task Order #: 070622-2

DI soluble portion		
Analysis	Sample Result (mg/Kg)	Reporting Limit (mg/Kg)
Bromide	<1.50	1.5
Chloride	8.01	1.5
Fluoride	2.61	1.5
Nitrate+Nitrite as N	10.2	1.5
Phosphate-P	1.54	1.5
Sulfate	33.5	1.5
% Soluble	1.35%	0.05%

This report may not be reproduced except in its entirety without the written approval of SwRI.

SOUTHWEST RESEARCH INSTITUTE

SAMPLE ANALYSIS DATA SHEET

020065

Sample ID
0803

Lab Name: Southwest Research Institute

Client: Division 20

Lab Code: SwRI

Project No.: 06002.01.212

Matrix: Solid

Date Received: 06/05/07

Lab System ID: 297127

SRR #: 30783

Method: IC - EPA 300 / ASTM D2216

Task Order #: 070622-2

DI soluble portion		
Analysis	Sample Result (mg/Kg)	Reporting Limit (mg/Kg)
Bromide	<1.49	1.49
Chloride	4.19	1.49
Fluoride	3.06	1.49
Nitrate+Nitrite as N	4.12	1.49
Phosphate-P	2.98	1.49
Sulfate	10.2	1.49
% Soluble	1.84%	0.05%

This report may not be reproduced except in its entirety without the written approval of SwRI.

SOUTHWEST RESEARCH INSTITUTE 020066

SAMPLE ANALYSIS DATA SHEET

Sample ID
0805

Lab Name: Southwest Research Institute

Client: Division 20

Lab Code: SwRI

Project No.: 06002.01.212

Matrix: Solid

Date Received: 06/05/07

Lab System ID: 297128

SRR #: 30783

Method: IC - EPA 300 / ASTM D2216

Task Order #: 070622-2

DI soluble portion		
Analysis	Sample Result (mg/Kg)	Reporting Limit (mg/Kg)
Bromide	<1.49	1.49
Chloride	7.87	1.49
Fluoride	3.59	1.49
Nitrate+Nitrite as N	4.11	1.49
Phosphate-P	6.72	1.49
Sulfate	20.2	1.49
% Soluble	1.43%	0.05%

This report may not be reproduced except in its entirety without the written approval of SwRI.

SOUTHWEST RESEARCH INSTITUTE

SAMPLE ANALYSIS DATA SHEET

020067

Sample ID
0807

Lab Name: Southwest Research Institute

Client: Division 20

Lab Code: SwRI

Project No.: 06002.01.212

Matrix: Solid

Date Received: 06/05/07

Lab System ID: 297129

SRR #: 30783

Method: IC - EPA 300 / ASTM D2216

Task Order #: 070622-2

DI soluble portion		
Analysis	Sample Result (mg/Kg)	Reporting Limit (mg/Kg)
Bromide	<1.49	1.49
Chloride	52.4	1.49
Fluoride	3.24	1.49
Nitrate+Nitrite as N	21.6	1.49
Phosphate-P	10.7	1.49
Sulfate	67.5	1.49
% Soluble	1.91%	0.05%

This report may not be reproduced except in its entirety without the written approval of SwRI.

SOUTHWEST RESEARCH INSTITUTE

SAMPLE ANALYSIS DATA SHEET

020068

Sample ID
3004

Lab Name: Southwest Research Institute

Client: Division 20

Lab Code: SwRI

Project No.: 06002.01.212

Matrix: Solid

Date Received: 06/05/07

Lab System ID: 297130

SRR #: 30783

Method: IC - EPA 300 / ASTM D2216

Task Order #: 070622-2

DI soluble portion		
Analysis	Sample Result (mg/Kg)	Reporting Limit (mg/Kg)
Bromide	8.32	8.31
Chloride	1470	83.1
Fluoride	50.9	8.31
Nitrate+Nitrite as N	2610	83.1
Phosphate-P	<8.31	8.31
Sulfate	4590	83.1
% Soluble	9.19%	0.05%

This report may not be reproduced except in its entirety without the written approval of SwRI.

SOUTHWEST RESEARCH INSTITUTE

SAMPLE ANALYSIS DATA SHEET

020069

Sample ID
3008

Lab Name: Southwest Research Institute

Client: Division 20

Lab Code: SwRI

Project No.: 06002.01.212

Matrix: Solid

Date Received: 06/05/07

Lab System ID: 297131

SRR #: 30783

Method: IC - EPA 300 / ASTM D2216

Task Order #: 070622-2

DI soluble portion		
Analysis	Sample Result (mg/Kg)	Reporting Limit (mg/Kg)
Bromide	13.8	9.5
Chloride	1550	95
Fluoride	47.6	9.5
Nitrate+Nitrite as N	4830	95
Phosphate-P	53.9	9.5
Sulfate	7170	95
% Soluble	13.0%	0.05%

This report may not be reproduced except in its entirety without the written approval of SwRI.

SOUTHWEST RESEARCH INSTITUTE 020070

SAMPLE ANALYSIS DATA SHEET

Sample ID
3025

Lab Name: Southwest Research Institute

Client: Division 20

Lab Code: SwRI

Project No.: 06002.01.212

Matrix: Solid

Date Received: 06/05/07

Lab System ID: 297132

SRR #: 30783

Method: IC - EPA 300 / ASTM D2216

Task Order #: 070622-2

DI soluble portion		
Analysis	Sample Result (mg/Kg)	Reporting Limit (mg/Kg)
Bromide	10.5	8.9
Chloride	1510	89
Fluoride	38.7	8.9
Nitrate+Nitrite as N	5260	89
Phosphate-P	11.0	8.9
Sulfate	5960	89
% Soluble	10.4%	0.05%

This report may not be reproduced except in its entirety without the written approval of SwRI.

SOUTHWEST RESEARCH INSTITUTE

SAMPLE ANALYSIS DATA SHEET

020071

Sample ID
3027

Lab Name: Southwest Research Institute

Client: Division 20

Lab Code: SwRI

Project No.: 06002.01.212

Matrix: Solid

Date Received: 06/05/07

Lab System ID: 297133

SRR #: 30783

Method: IC - EPA 300 / ASTM D2216

Task Order #: 070622-2

DI soluble portion		
Analysis	Sample Result (mg/Kg)	Reporting Limit (mg/Kg)
Bromide	<8.28	8.28
Chloride	1620	82.8
Fluoride	39.4	8.28
Nitrate+Nitrite as N	3690	82.8
Phosphate-P	11.3	8.28
Sulfate	5040	82.8
% Soluble	8.28%	0.05%

This report may not be reproduced except in its entirety without the written approval of SwRI.

SOUTHWEST RESEARCH INSTITUTE

SAMPLE ANALYSIS DATA SHEET

020072

Sample ID
3031

Lab Name: Southwest Research Institute

Client: Division 20

Lab Code: SwRI

Project No.: 06002.01.212

Matrix: Solid

Date Received: 06/05/07

Lab System ID: 297134

SRR #: 30783

Method: IC - EPA 300 / ASTM D2216

Task Order #: 070622-2

DI soluble portion		
Analysis	Sample Result (mg/Kg)	Reporting Limit (mg/Kg)
Bromide	8.66	8.54
Chloride	1500	85.4
Fluoride	40.7	8.54
Nitrate+Nitrite as N	2970	85.4
Phosphate-P	173	8.54
Sulfate	4490	85.4
% Soluble	11.1%	0.05%

This report may not be reproduced except in its entirety without the written approval of SwRI.

SOUTHWEST RESEARCH INSTITUTE

SAMPLE ANALYSIS DATA SHEET

020073

Sample ID
3033

Lab Name: Southwest Research Institute

Client: Division 20

Lab Code: SwRI

Project No.: 06002.01.212

Matrix: Solid

Date Received: 06/05/07

Lab System ID: 297135

SRR #: 30783

Method: IC - EPA 300 / ASTM D2216

Task Order #: 070622-2

DI soluble portion		
Analysis	Sample Result (mg/Kg)	Reporting Limit (mg/Kg)
Bromide	8.26	7.24
Chloride	1290	72.4
Fluoride	41.9	7.24
Nitrate+Nitrite as N	4260	72.4
Phosphate-P	49.4	7.24
Sulfate	8210	72.4
% Soluble	10.0%	0.05%

This report may not be reproduced except in its entirety without the written approval of SwRI.

SOUTHWEST RESEARCH INSTITUTE

020074

SAMPLE ANALYSIS DATA SHEET

Sample ID
3037

Lab Name: Southwest Research Institute

Client: Division 20

Lab Code: SwRI

Project No.: 06002.01.212

Matrix: Solid

Date Received: 06/05/07

Lab System ID: 297136

SRR #: 30783

Method: IC - EPA 300 / ASTM D2216

Task Order #: 070622-2

DI soluble portion		
Analysis	Sample Result (mg/Kg)	Reporting Limit (mg/Kg)
Bromide	<8.52	8.52
Chloride	2860	85.2
Fluoride	21.3	8.52
Nitrate+Nitrite as N	2800	85.2
Phosphate-P	17.6	8.52
Sulfate	4770	85.2
% Soluble	8.52%	0.05%

This report may not be reproduced except in its entirety without the written approval of SwRI.

SOUTHWEST RESEARCH INSTITUTE

SAMPLE ANALYSIS DATA SHEET

020075

Sample ID
4980

Lab Name: Southwest Research Institute

Client: Division 20

Lab Code: SwRI

Project No.: 06002.01.212

Matrix: Solid

Date Received: 06/05/07

Lab System ID: 297137

SRR #: 30783

Method: IC - EPA 300 / ASTM D2216

Task Order #: 070622-2

DI soluble portion		
Analysis	Sample Result (mg/Kg)	Reporting Limit (mg/Kg)
Bromide	4.66	1.49
Chloride	73.6	1.49
Fluoride	2.69	1.49
Nitrate+Nitrite as N	59.9	1.49
Phosphate-P	<1.49	1.49
Sulfate	310	1.49
% Soluble	1.17%	0.05%

This report may not be reproduced except in its entirety without the written approval of SwRI.

SOUTHWEST RESEARCH INSTITUTE

SAMPLE ANALYSIS DATA SHEET

020076

Sample ID
4982

Lab Name: Southwest Research Institute

Client: Division 20

Lab Code: SwRI

Project No.: 06002.01.212

Matrix: Solid

Date Received: 06/05/07

Lab System ID: 297138

SRR #: 30783

Method: IC - EPA 300 / ASTM D2216

Task Order #: 070622-2

DI soluble portion		
Analysis	Sample Result (mg/Kg)	Reporting Limit (mg/Kg)
Bromide	12.5	1.49
Chloride	178	1.49
Fluoride	13.5	1.49
Nitrate+Nitrite as N	176	1.49
Phosphate-P	<1.49	1.49
Sulfate	926	14.9
% Soluble	1.25%	0.05%

This report may not be reproduced except in its entirety without the written approval of SwRI.

SOUTHWEST RESEARCH INSTITUTE

SAMPLE ANALYSIS DATA SHEET

020077

Sample ID
4983

Lab Name: Southwest Research Institute

Client: Division 20

Lab Code: SwRI

Project No.: 06002.01.212

Matrix: Solid

Date Received: 06/05/07

Lab System ID: 297139

SRR #: 30783

Method: IC - EPA 300 / ASTM D2216

Task Order #: 070622-2

DI soluble portion		
Analysis	Sample Result (mg/Kg)	Reporting Limit (mg/Kg)
Bromide	15.7	1.49
Chloride	364	14.9
Fluoride	20.2	1.49
Nitrate+Nitrite as N	194	14.9
Phosphate-P	<1.49	1.49
Sulfate	1170	14.9
% Soluble	0.98%	0.05%

This report may not be reproduced except in its entirety without the written approval of SwRI.

SOUTHWEST RESEARCH INSTITUTE 020078

SAMPLE ANALYSIS DATA SHEET

Sample ID
4987

Lab Name: Southwest Research Institute

Client: Division 20

Lab Code: SwRI

Project No.: 06002.01.212

Matrix: Solid

Date Received: 06/05/07

Lab System ID: 297140

SRR #: 30783

Method: IC - EPA 300 / ASTM D2216

Task Order #: 070622-2

DI soluble portion		
Analysis	Sample Result (mg/Kg)	Reporting Limit (mg/Kg)
Bromide	44.5	1.5
Chloride	366	15
Fluoride	21.0	1.5
Nitrate+Nitrite as N	120	1.5
Phosphate-P	<1.50	1.5
Sulfate	1510	15
% Soluble	1.98%	0.05%

This report may not be reproduced except in its entirety without the written approval of SwRI.

SOUTHWEST RESEARCH INSTITUTE

SAMPLE ANALYSIS DATA SHEET

020079

Sample ID
7535

Lab Name: Southwest Research Institute

Client: Division 20

Lab Code: SwRI

Project No.: 06002.01.212

Matrix: Solid

Date Received: 06/05/07

Lab System ID: 297141

SRR #: 30783

Method: IC - EPA 300 / ASTM D2216

Task Order #: 070622-2

DI soluble portion		
Analysis	Sample Result (mg/Kg)	Reporting Limit (mg/Kg)
Bromide	8.91	8.43
Chloride	1850	84.3
Fluoride	30.3	8.43
Nitrate+Nitrite as N	3790	84.3
Phosphate-P	31.3	8.43
Sulfate	6480	84.3
% Soluble	10.6%	0.05%

This report may not be reproduced except in its entirety without the written approval of SwRI.

SOUTHWEST RESEARCH INSTITUTE

BLANK SUMMARY

020080

Sample ID
Prep Blank

Lab Name: Southwest Research Institute

Client: Division 20

Lab Code: SwRI

Project No.: 06002.01.212

Matrix: Solid

Date Received: NA

Lab System ID: PBW

SRR #: 30783

Task Order #: 070622-2

DI soluble portion		
Analysis	Sample Result (mg/Kg)	Reporting Limit (mg/Kg)
Bromide	<1.50	1.50
Chloride	<1.50	1.50
Fluoride	<1.50	1.50
Nitrate+Nitrite as N	<1.50	1.50
Phosphate-P	<1.50	1.50
Sulfate	<1.50	1.50
% Soluble	<0.05%	0.05%

NA- Not Applicable.

This report may not be reproduced except in its entirety without the written approval of SwRI.

SOUTHWEST RESEARCH INSTITUTE 020081

LABORATORY CONTROL SAMPLE

Sample ID
Lab Control

Lab Name: Southwest Research Institute

Client: Division 20

Lab Code: SwRI

Project No.: 06002.01.212

Matrix: Solid

Date Received: NA

Lab System ID: ICV

SRR #: 30783

Task Order #: 070622-2

DI soluble portion			
Analysis	Sample Result (mg/L)	True Value (mg/L)	Recovery
Bromide	406	400	101.5%
Chloride	207	200	103.5%
Fluoride	99.0	100	99.0%
Nitrate+Nitrite as N	202	199	101.5%
Phosphate-P	196	196	100.0%
Sulfate	411	400	102.8%
% Soluble	NA	NA	NA

NA- Not Applicable.

This report may not be reproduced except in its entirety without the written approval of SwRI.

SOUTHWEST RESEARCH INSTITUTE

LABORATORY CONTROL SAMPLE 020082

Sample ID
Lab Control

Lab Name: Southwest Research Institute

Lab Code: SwRI

Matrix: Solid

Lab System ID: ICV 062807

Client: Division 20

Project No.: 06002.01.212

Date Received: NA

SRR #: 30783

Task Order #: 070622-2

DI soluble portion			
Analysis	Sample Result (mg/L)	True Value (mg/L)	Recovery
Bromide	----	----	----
Chloride	207	200	103.5%
Fluoride	----	----	----
Nitrate+Nitrite as N	202	199	101.5%
Phosphate-P	----	----	----
Sulfate	410	400	102.5%
% Soluble	----	----	----

NA- Not Applicable.

This report may not be reproduced except in its entirety without the written approval of SwRI.

020083

SOUTHWEST RESEARCH INSTITUTE
NUCLEAR PROJECT
CLIENT: Division 20
TASK ORDER: 070622-2
SRR: 30783
SDG: 297126
CASE: CNWRA
VTSR: June 05, 2007
PROJECT#: 06002.01.212

Anions by IC
RAW DATA

✓ Wooden A. Naegli 07/09/07 RSS

Div 20
06002.01.212
TO#070622-2

RSpies
EPA 300
TAP 01-0406-042 Rev4

Report as "Soluble"

Sample ID	Element	Result	Qual (C)	Qual (Q)	Units	RL	%RPD	%Recovery	TV	rl	mg/kg	sigwt	Dilution	Calc RL	ug/L	Date
ICV	FLUORIDE	99.0			mg/L	0.1		99.0%	100	100	98.95295	99	20	0.1	98952.95	06/27/07
ICV	CHLORIDE	207			mg/L	0.1		103.5%	200	100	206.70051	207	20	0.1	206700.51	06/27/07
ICV	NITRITE-N	110			mg/L	0.1		100.9%	109	100	109.91691	110	20	0.1	109916.91	06/27/07
ICV	BROMIDE	406			mg/L	0.1		101.5%	400	100	406.35658	406	20	0.1	406356.58	06/27/07
ICV	NITRATE-N	91.6			mg/L	0.1		101.3%	90.4	100	91.59667	91.6	20	0.1	91596.67	06/27/07
ICV	PHOSPHATE-P	196			mg/L	0.1		100.0%	196	100	195.60819	196	20	0.1	195608.19	06/27/07
ICV	SULFATE	411			mg/L	0.1		102.8%	400	100	411.45686	411	20	0.1	411456.86	06/27/07
ICV	***NNN***	202			mg/L	0.1		101.5%	199							
ICB	FLUORIDE	0.100	U		mg/L	0.1				100	0	0	1	0.1	0	06/27/07
ICB	CHLORIDE	0.100	U		mg/L	0.1				100	0.05871	0.0587	1	0.1	58.71	06/27/07
ICB	NITRITE-N	0.100	U		mg/L	0.1				100	0	0	1	0.1	0	06/27/07
ICB	BROMIDE	0.100	U		mg/L	0.1				100	0	0	1	0.1	0	06/27/07
ICB	NITRATE-N	0.100	U		mg/L	0.1				100	0	0	1	0.1	0	06/27/07
ICB	PHOSPHATE-P	0.100	U		mg/L	0.1				100	0	0	1	0.1	0	06/27/07
ICB	SULFATE	0.100	U		mg/L	0.1				100	0	0	1	0.1	0	06/27/07
ICB	***NNN***	0.100	U		mg/L	0.1										
PB	FLUORIDE	1.50	U		mg/kg	1.5				100	0	0	1	1.5	0	06/27/07
PB	CHLORIDE	1.50	U		mg/kg	1.5				100	0.7059	0.706	1	1.5	47.06	06/27/07
PB	NITRITE-N	1.50	U		mg/kg	1.5				100	0	0	1	1.5	0	06/27/07
PB	BROMIDE	1.50	U		mg/kg	1.5				100	0	0	1	1.5	0	06/27/07
PB	NITRATE-N	1.50	U		mg/kg	1.5				100	0	0	1	1.5	0	06/27/07
PB	PHOSPHATE-P	1.50	U		mg/kg	1.5				100	0	0	1	1.5	0	06/27/07
PB	SULFATE	1.50	U		mg/kg	1.5				100	0	0	1	1.5	0	06/27/07
PB	***NNN***	1.5	U		mg/kg	1.5										
297126	FLUORIDE	2.61			mg/kg	1.5				100	2.6068005	2.61	1	1.4979	174.03	06/27/07
297126	CHLORIDE	8.01			mg/kg	1.5				100	8.0124326	8.01	1	1.4979	534.91	06/27/07
297126	NITRITE-N	1.50	U		mg/kg	1.5				100	0	0	1	1.4979	0	06/27/07
297126	BROMIDE	1.50	U		mg/kg	1.5				100	0	0	1	1.4979	0	06/27/07
297126	NITRATE-N	10.2			mg/kg	1.5				100	10.158778	10.2	1	1.4979	678.2	06/27/07
297126	PHOSPHATE-P	1.54			mg/kg	1.5				100	1.543589	1.54	1	1.4979	103.05	06/27/07
297126	SULFATE	33.5			mg/kg	1.5				100	33.514679	33.5	1	1.4979	2237.44	06/27/07
297126	***NNN***	10.2			mg/kg	1.5										
297127	FLUORIDE	3.06			mg/kg	1.49				100	3.063931	3.06	1	1.48677	206.08	06/27/07
297127	CHLORIDE	4.19			mg/kg	1.49				100	4.1883735	4.19	1	1.48677	281.71	06/27/07
297127	NITRITE-N	1.49	U		mg/kg	1.49				100	0.6470413	0.647	1	1.48677	43.52	06/27/07
297127	BROMIDE	1.49	U		mg/kg	1.49				100	0	0	1	1.48677	0	06/27/07
297127	NITRATE-N	4.12			mg/kg	1.49				100	4.1184954	4.12	1	1.48677	277.01	06/27/07
297127	PHOSPHATE-P	2.98			mg/kg	1.49				100	2.9772525	2.98	1	1.48677	200.25	06/27/07
297127	SULFATE	10.2			mg/kg	1.49				100	10.181237	10.2	1	1.48677	684.79	06/27/07
297127	***NNN***	4.12			mg/kg	1.49										
297128	FLUORIDE	3.59			mg/kg	1.49				100	3.5939117	3.59	1	1.49224	240.84	06/27/07
297128	CHLORIDE	7.87			mg/kg	1.49				100	7.8693295	7.87	1	1.49224	527.35	06/27/07
297128	NITRITE-N	1.49	U		mg/kg	1.49				100	0.6168922	0.617	1	1.49224	41.34	06/27/07
297128	BROMIDE	1.49	U		mg/kg	1.49				100	0	0	1	1.49224	0	06/27/07
297128	NITRATE-N	4.11			mg/kg	1.49				100	4.1099284	4.11	1	1.49224	275.42	06/27/07
297128	PHOSPHATE-P	6.72			mg/kg	1.49				100	6.7210505	6.72	1	1.49224	450.4	06/27/07
297128	SULFATE	20.2			mg/kg	1.49				100	20.1539	20.2	1	1.49224	1350.58	06/27/07
297128	***NNN***	4.11			mg/kg	1.49										
297129	FLUORIDE	3.24			mg/kg	1.49				100	3.2356653	3.24	1	1.49061	217.07	06/27/07
297129	CHLORIDE	52.4			mg/kg	1.49				100	52.430836	52.4	1	1.49061	3517.41	06/27/07
297129	NITRITE-N	1.49	U		mg/kg	1.49				100	1.157458	1.16	1	1.49061	77.65	06/27/07
297129	BROMIDE	1.49	U		mg/kg	1.49				100	0	0	1	1.49061	0	06/27/07

020084

297129	NITRATE-N	21.6			mg/kg	1.49				100	21.569264	21.6	1	1.49061	1447.01	06/27/07
297129	PHOSPHATE-P	10.7			mg/kg	1.49				100	10.743566	10.7	1	1.49061	720.75	06/27/07
297129	SULFATE	67.5			mg/kg	1.49				100	67.50954	67.5	1	1.49061	4528.99	06/27/07
297129	***NNN***	21.6			mg/kg	1.49										
297130	FLUORIDE	50.9			mg/kg	8.31				100	50.883721	50.9	1	8.30565	612.64	06/27/07
297130	BROMIDE	8.32			mg/kg	8.31				100	8.3181063	8.32	1	8.30565	100.15	06/27/07
297130	PHOSPHATE-P	8.31	U		mg/kg	8.31				100	0	0	1	8.30565	0	06/27/07
297131	FLUORIDE	47.6			mg/kg	9.5				100	47.644712	47.6	1	9.49968	501.54	06/27/07
297131	BROMIDE	13.8			mg/kg	9.5				100	13.784991	13.8	1	9.49968	145.11	06/27/07
297131	PHOSPHATE-P	53.9			mg/kg	9.5				100	53.858455	53.9	1	9.49968	566.95	06/27/07
297132	FLUORIDE	38.7			mg/kg	8.9				100	38.659941	38.7	1	8.90208	434.28	06/27/07
297132	BROMIDE	10.5			mg/kg	8.9				100	10.519585	10.5	1	8.90208	118.17	06/27/07
297132	PHOSPHATE-P	11.0			mg/kg	8.9				100	11.032344	11	1	8.90208	123.93	06/27/07
297133	FLUORIDE	39.4			mg/kg	8.28				100	39.40149	39.4	1	8.27815	475.97	06/27/07
297133	BROMIDE	8.28	U		mg/kg	8.28				100	7.7715232	7.77	1	8.27815	93.88	06/27/07
297133	PHOSPHATE-P	11.3			mg/kg	8.28				100	11.256623	11.3	1	8.27815	135.98	06/27/07
297134	FLUORIDE	40.7			mg/kg	8.54				100	40.666477	40.7	1	8.53728	476.34	06/27/07
297134	BROMIDE	8.66			mg/kg	8.54				100	8.66107	8.66	1	8.53728	101.45	06/27/07
297134	PHOSPHATE-P	173			mg/kg	8.54				100	172.81929	173	1	8.53728	2024.29	06/27/07
297135	FLUORIDE	41.9			mg/kg	7.24				100	41.919682	41.9	1	7.23589	579.33	06/27/07
297135	BROMIDE	8.26			mg/kg	7.24				100	8.2612156	8.26	1	7.23589	114.17	06/27/07
297135	PHOSPHATE-P	49.4			mg/kg	7.24				100	49.437771	49.4	1	7.23589	683.23	06/27/07
297136	FLUORIDE	21.3			mg/kg	8.52				100	21.252273	21.3	1	8.52273	249.36	06/27/07
297136	BROMIDE	8.52	U		mg/kg	8.52				100	5.8176136	5.82	1	8.52273	68.26	06/27/07
297136	PHOSPHATE-P	17.6			mg/kg	8.52				100	17.600284	17.6	1	8.52273	206.51	06/27/07
297137	FLUORIDE	2.69			mg/kg	1.49				100	2.6862062	2.69	1	1.49283	179.94	06/27/07
297137	CHLORIDE	73.6			mg/kg	1.49				100	73.625846	73.6	1	1.49283	4931.95	06/27/07
297137	NITRITE-N	1.49	U		mg/kg	1.49				100	0.8150876	0.815	1	1.49283	54.6	06/27/07
297137	BROMIDE	4.66			mg/kg	1.49				100	4.6589869	4.66	1	1.49283	312.09	06/27/07
297137	NITRATE-N	59.9			mg/kg	1.49				100	59.894606	59.9	1	1.49283	4012.14	06/27/07
297137	PHOSPHATE-P	1.49	U		mg/kg	1.49				100	0	0	1	1.49283	0	06/27/07
297137	SULFATE	310			mg/kg	1.49				100	310.447	310	1	1.49283	20795.81	06/27/07
297137	***NNN***	59.9			mg/kg	1.49										
297138	FLUORIDE	13.5			mg/kg	1.49				100	13.481789	13.5	1	1.49269	903.19	06/27/07
297138	CHLORIDE	178			mg/kg	1.49				100	178.04055	178	1	1.49269	11927.53	06/27/07
297138	NITRITE-N	1.80			mg/kg	1.49				100	1.795104	1.8	1	1.49269	120.26	06/27/07
297138	BROMIDE	12.5			mg/kg	1.49				100	12.533038	12.5	1	1.49269	839.63	06/27/07
297138	NITRATE-N	174			mg/kg	1.49				100	174.22883	174	1	1.49269	11672.17	06/27/07
297138	PHOSPHATE-P	1.49	U		mg/kg	1.49				100	0	0	1	1.49269	0	06/27/07
297138	***NNN***	176			mg/kg	1.49										
297139	FLUORIDE	20.2			mg/kg	1.49				100	20.186332	20.2	1	1.49105	1353.83	06/27/07
297139	BROMIDE	15.7			mg/kg	1.49				100	15.659195	15.7	1	1.49105	1050.21	06/27/07
297139	PHOSPHATE-P	1.49	U		mg/kg	1.49				100	1.0756461	1.08	1	1.49105	72.14	06/27/07
297140	FLUORIDE	21.0			mg/kg	1.5				100	21.001348	21	1	1.4976	1402.33	06/27/07
297140	NITRITE-N	2.38			mg/kg	1.5				100	2.3810403	2.38	1	1.4976	158.99	06/27/07
297140	BROMIDE	44.5			mg/kg	1.5				100	44.516124	44.5	1	1.4976	2972.49	06/27/07
297140	NITRATE-N	118			mg/kg	1.5				100	117.55651	118	1	1.4976	7849.64	06/27/07
297140	PHOSPHATE-P	1.50	U		mg/kg	1.5				100	1.2684704	1.27	1	1.4976	84.7	06/27/07
297140	***NNN***	120			mg/kg	1.5										
297141	FLUORIDE	30.3			mg/kg	8.43				100	30.314326	30.3	1	8.42697	359.73	06/27/07
297141	BROMIDE	8.91			mg/kg	8.43				100	8.9064607	8.91	1	8.42697	105.69	06/27/07
297141	PHOSPHATE-P	31.3			mg/kg	8.43				100	31.256461	31.3	1	8.42697	370.91	06/27/07

020085

Sample calc 297126 Fluoride

$$174.03 \frac{\cancel{mg}}{L} \times \frac{1\ mg}{1000\ \cancel{\mu g}} \times \frac{15\ mL}{1.0014\ g} \times \frac{1\ L}{1000\ mL} \times \frac{1000\ g}{kg} = 261\ mg/kg$$

Southwest Research Institute
WC Sample Prep Logbook

Analysis: EXTRACTION OF WATER SOLUBLE ANIONS FROM DUST, FOR IC & ICP Project #: 06002.01.212 020086

Method (circle) Digestion / Distillation / (Extraction) / Bomb Task Order#: 070622-2

Client: DIV. #20 (M. JUCKETT) TAP#: N/A

Balance ID: #34

EXTRACTION ~~Digestion~~ Apparatus: CENTRIFUGE TUBES Temperature: ~~N/A~~ 60°C (FOR FINAL WT. OF DUST OVEN DRIED AT) 06/25/07 JV

LCS ID: N/A LCS TV = N/A

Notes / Prep: ~~SOIL~~ DUST EXTRACTED 3X W/ 5mL PORTIONS OF DI WATER JV 06/25/07

Sample ID	~~Sample Wt (g)~~ ~~Sample Vol (ml)~~ CENTRF. TUBE TARE WT. (g)	~~Final Volume (ml)~~ DUST + TARE WT. (g)	DUST FINAL DRIED WT. + TARE (g) (60°C)	DUST WT. g	F.V. OF EXTRACTION OF SOLUBLE MATRIX IN DI
PB JV 06/25/07	11.4317	11.4317	11.4317		
PB JV 06/25/07	~~11.4317~~ 11.4342	~~12.4356~~	↓	—	15mL
297126 JV 06/25/07	~~11.1835~~ 11.1835	12.4356	12.4221	1.0014	
27	~~11.3622~~	12.1924	12.~~3530~~ 1.1738 JV 06/26/07	1.0089	
28	11.3622	12.3674	12.3530	1.0052	
29	11.4818	12.4881	12.4689	1.0063	
30	11.1800	11.3606	11.3440	0.1806	
31	11.3612	11.5191	11.4985	0.1579	
32	11.4354	11.6039	11.5863	0.1685	
33	11.4341	11.6153	11.6003	0.1812	
34	11.4368	11.6125	11.5930	0.1757	
35	11.3610	11.5683	11.5475	0.2073	
36	11.4820	11.6580	11.6430	0.1760	
37	11.3625	12.3673	12.3555	1.0048	
38	11.4820	12.4869	12.4743	1.0049	
39	11.4339	12.4399	12.~~5983~~ 4300	1.0060	
40	11.3690	12.3706	12.3508	1.0016	
41	11.4374	11.6154	11.5966	0.1780	
			JV 06/26/07		

Analyst Signature: [signature] Date: 06/25/07

Reviewed by: [signature] Date: 07/05/07

Logbook# - Page # 1_016

FRM-277 (Rev 2/May 06)

020087

Sample ID	Intitial Weight/Vol	Final Weight/Vol	Percent Solids
ICV	20000	1	100
ICB	1000	1	100
PB	1000	15	100
297126	1001.4	15	100
297127	1008.9	15	100
297128	1005.2	15	100
297129	1006.3	15	100
297130	180.6	15	100
297131	157.9	15	100
297132	168.5	15	100
297133	181.2	15	100
297134	175.7	15	100
297135	207.3	15	100
297136	176	15	100
297137	1004.8	15	100
297138	1004.9	15	100
297139	1006	15	100
297140	1001.6	15	100
297141	178	15	100

Schedule File: C:\PeakNet\SCHEDULE\27jUN07.SCH

Line	Sample	Sample Type	Level	Method	Data File	Dilution
1	ICV	Sample		anions070606.met	070627_001.dxd	20
2	ICB	Sample		anions070606.met	070627_002.dxd	1
3	PB	Sample		anions070606.met	070627_003.dxd	1
4	297126	Sample		anions070606.met	070627_004.dxd	1
5	297127	Sample		anions070606.met	070627_005.dxd	1
6	297128	Sample		anions070606.met	070627_006.dxd	1
7	297129	Sample		anions070606.met	070627_007.dxd	1
8	297130	Sample		anions070606.met	070627_008.dxd	1
9	297131	Sample		anions070606.met	070627_009.dxd	1
10	297132	Sample		anions070606.met	070627_010.dxd	1
11	297133	Sample		anions070606.met	070627_011.dxd	1
12	297134	Sample		anions070606.met	070627_012.dxd	1
13	CCV	Sample		anions070606.met	070627_013.dxd	20
14	CCB	Sample		anions070606.met	070627_014.dxd	1
15	297135	Sample		anions070606.met	070627_015.dxd	1
16	297136	Sample		anions070606.met	070627_016.dxd	1
17	297137	Sample		anions070606.met	070627_017.dxd	1
18	297138	Sample		anions070606.met	070627_018.dxd	1
19	297139	Sample		anions070606.met	070627_019.dxd	1
20	297140	Sample		anions070606.met	070627_020.dxd	1
21	297141	Sample		anions070606.met	070627_021.dxd	1
22	CCV	Sample		anions070606.met	070627_022.dxd	20
23	CCB	Sample		anions070606.met	070627_023.dxd	1

020088

Default Method Path: C:\PEAKNET\METHOD
Default Data Path: C:\PEAKNET\DATA\070627
Comment:
DIV 20 06002.01.212 TO#070622-2 - EXTRACTABLES

"M" - INDICATES MANUAL INTEGRATION

ICV Sources:
1) SPEX LOT#33-13AS (INORG#6254)
   F = 100 mg/L
   Cl = 200 mg/L
   Br = 400 mg/L
   NO3N = 90.4 mg/L
   PO4P = 196 mg/L
   SO4 = 400 mg/L
2) 88-01-IC6
   NO2N 109 mg/L

RSpies
7/8/07

Sample Name : ICV
Dilution Factor : 20.00
Injection Number : 1
Data File Name : c:\peaknet\data\070627\070627_001.DXD
Method File Name : c:\peaknet\method\anions070606.met
Schedule File Name : c:\peaknet\schedule\27jun07.sch

Date Time Collected : 6/27/07 3:39:54 PM
System Name : Dx-500
Detector Name : Conductivity Detector
Column Type : AS14-SN#018097 AG14-#019940
System Operator : RSPIES

020089

Peak Information : All Components

Pk. Num	Ret Time	Component Name	Concentration (PPB)	Height	Area	Bl. Code	%Delta
1	3.02	FLUORIDE	98952.951 ✓	165552	1234543	1	-1.31
2	4.24	CHLORIDE	206700.509 ✓	202879	1669784	2	-1.40
3	5.09	NITRITE-N	109916.914 ✓	168566	1859753	2	-1.93
4	6.33	BROMIDE	406356.577 ✓	111248	1380618	2	-1.56
5	7.40	NITRATE-N	91596.675 ✓	111723	1760023	2	0.14
6	9.60	PHOSPHATE-P	195608.188 ✓	58466	1304591	2	-2.04
7	11.46	SULFATE	411456.861 ✓	96524	2323791	2	-2.22
	0.00		---total(s)--- 1520588.675		11533103		

ICV

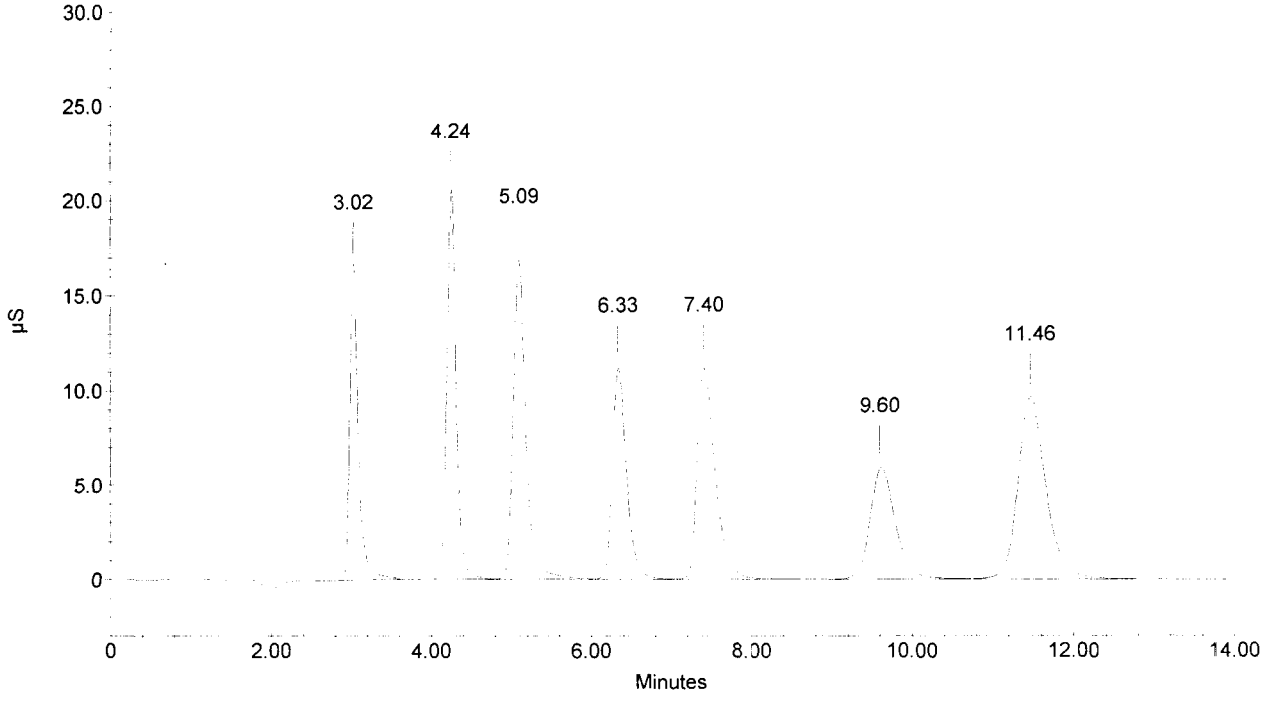

Sample Name : ICB
Dilution Factor : 1.00
Injection Number : 2
Data File Name : c:\peaknet\data\070627\070627_002.DXD
Method File Name : c:\peaknet\method\anions070606.met
Schedule File Name : c:\peaknet\schedule\27jun07.sch

Date Time Collected : 6/27/07 3:56:37 PM
System Name : Dx-500
Detector Name : Conductivity Detector
Column Type : AS14-SN#018097 AG14-#019940
System Operator : RSPIES

020090

Peak Information : All Components

Pk. Num	Ret Time	Component Name	Concentration (PPB)	Height	Area	Bl. Code	%Delta
1	3.92	CHLORIDE	58.713	163	3737	1	-8.84
1	3.92	CHLORIDE	58.713	163	3737	1	-8.84
		NITRITE-N					
		BROMIDE					
		NITRATE-N					
		PHOSPHATE-P					
		SULFATE					
		---total(s)---					
	0.00		117.426		7475		

ICB

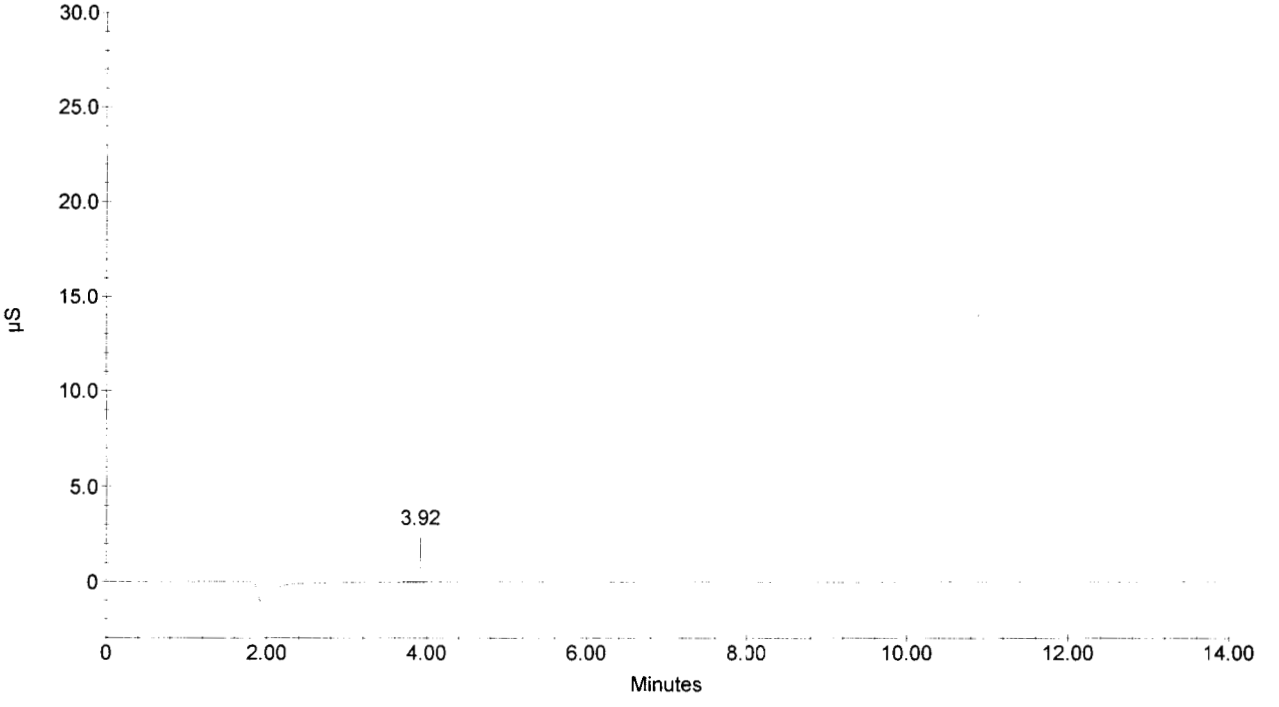

Sample Name : PB
Dilution Factor : 1.00
Injection Number : 3
Data File Name : c:\peaknet\data\070627\070627_003.DXD
Method File Name : c:\peaknet\method\anions070606.met
Schedule File Name : c:\peaknet\schedule\27jun07.sch

Date Time Collected : 6/27/07 4:13:16 PM
System Name : Dx-500
Detector Name : Conductivity Detector
Column Type : AS14-SN#018097 AG14-#019940
System Operator : RSPIES

020091

Peak Information : All Components

Pk. Num	Ret Time	Component Name	Concentration (PPB)	Height	Area	Bl. Code	%Delta
1	3.74		0.000 ✓	207	2442	1	
2	4.22	CHLORIDE	47.064 ✓	264	2000	1	-1.86
		NITRITE-N ✓					
		BROMIDE ✓					
		NITRATE-N ✓					
		PHOSPHATE-P ✓					
		SULFATE ✓					
			---total(s)---				
	0.00		47.064		4441		

PB

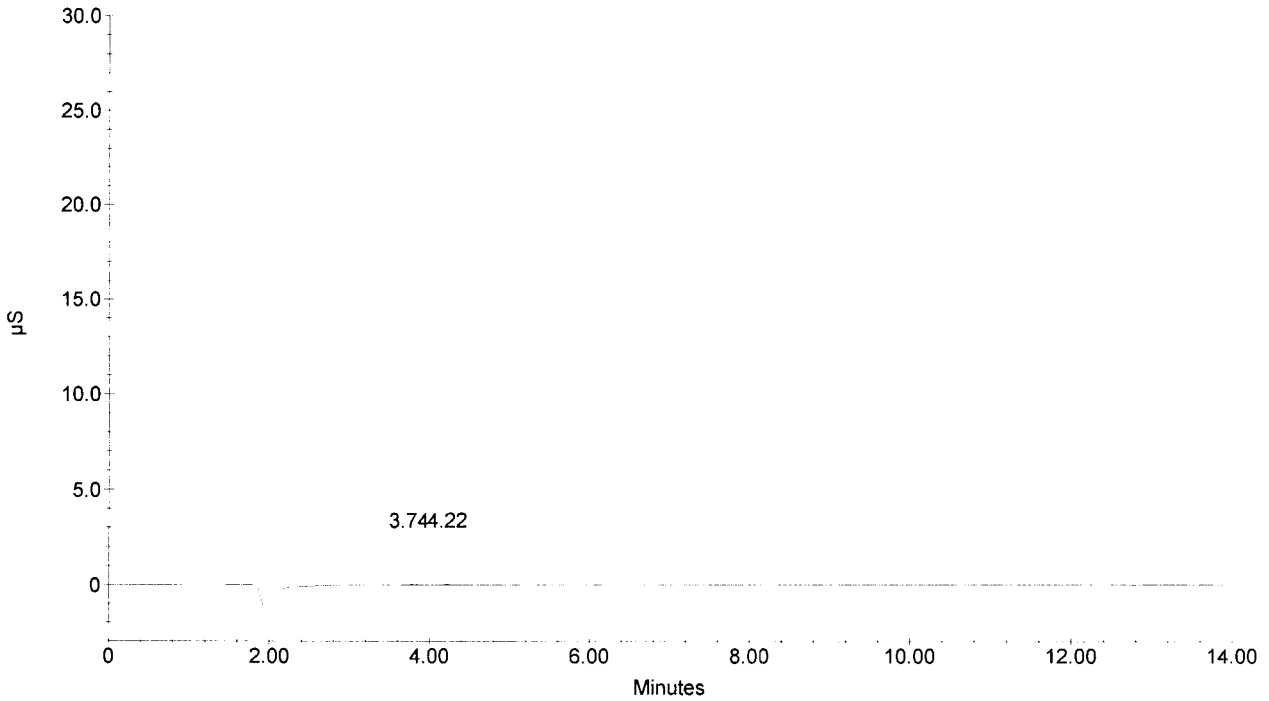

Sample Name : 297126
Dilution Factor : 1.00
Injection Number : 4
Data File Name : c:\peaknet\data\070627\070627_004.DXD
Method File Name : c:\peaknet\method\anions070606.met
Schedule File Name : c:\peaknet\schedule\27jun07.sch

Date Time Collected : 6/27/07 4:29:55 PM
System Name : Dx-500
Detector Name : Conductivity Detector
Column Type : AS14-SN#018097 AG14-#019940
System Operator : RSPIES

020092

Peak Information : All Components

Pk. Num	Ret Time	Component Name	Concentration (PPB)	Height	Area	Bl. Code	%Delta
1	3.01	FLUORIDE	174.033	3660	27363	1	-1.63
4	4.23	CHLORIDE	534.914	8898	75027	1	-1.63
		NITRITE-N					
		BROMIDE					
5	7.48	NITRATE-N	678.197	14793	235736	1	1.22
6	9.72	PHOSPHATE-P	103.050	347	7973	1	-0.82
7	11.52	SULFATE	2237.441	9170	228257	1	-1.71
			---total(s)---				
	0.00		3727.635		574356		

297126

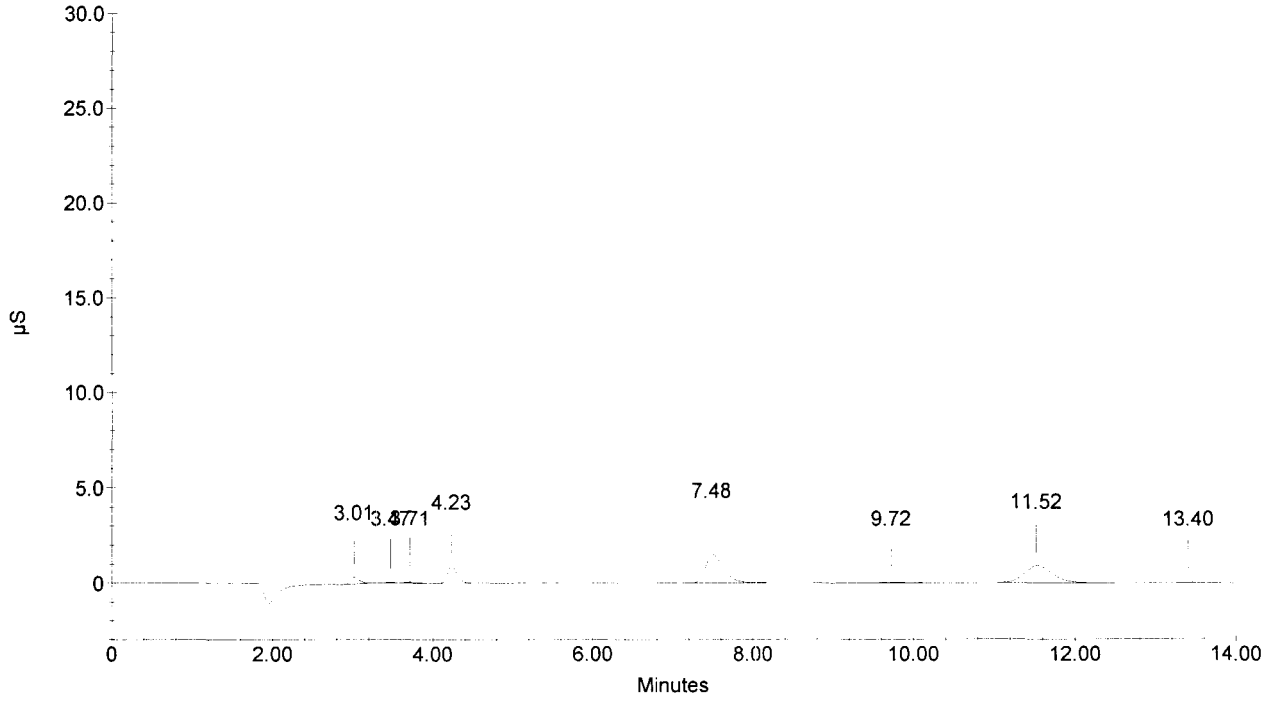

Sample Name : 297127
Dilution Factor : 1.00
Injection Number : 5
Data File Name : c:\peaknet\data\070627\070627_005.DXD
Method File Name : c:\peaknet\method\anions070606.met
Schedule File Name : c:\peaknet\schedule\27jun07.sch

Date Time Collected : 6/27/07 4:46:36 PM
System Name : Dx-500
Detector Name : Conductivity Detector
Column Type : AS14-SN#018097 AG14-#019940
System Operator : RSPIES

020093

Peak Information : All Components

Pk. Num	Ret Time	Component Name	Concentration (PPB)	Height	Area	Bl. Code	%Delta
1	3.01	FLUORIDE	206.080	4388	35352	1	-1.63
3	4.23	CHLORIDE	281.709	4330	37060	1	-1.63
4	5.08	NITRITE-N	43.517	664	6679	1	-2.12
		BROMIDE					
5	7.52	NITRATE-N	277.012	5791	90104	1	1.76
6	9.68	PHOSPHATE-P	200.250	862	20136	1	-1.22
7	11.54	SULFATE	684.791	2754	66754	1	-1.54
			---total(s)---				
	0.00		1693.359		256085		

297127

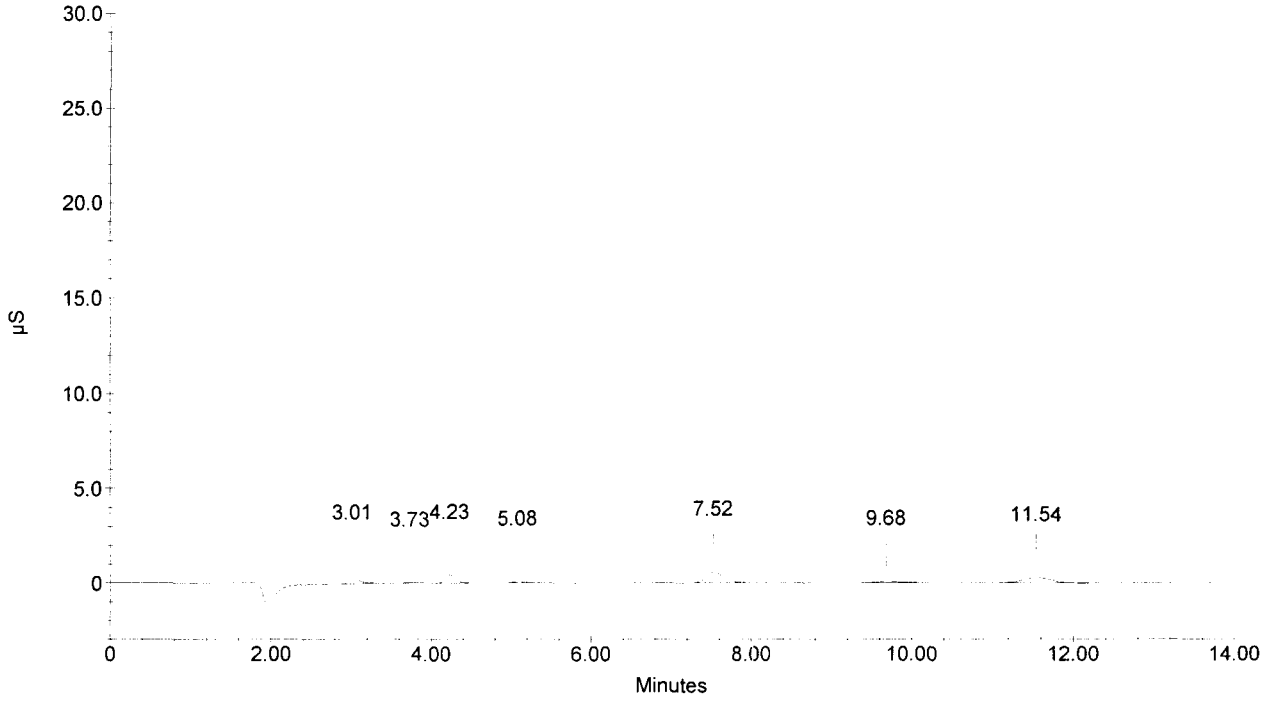

Sample Name : 297128
Dilution Factor : 1.00
Injection Number : 6
Data File Name : c:\peaknet\data\070627\070627_006.DXD
Method File Name : c:\peaknet\method\anions070606.met
Schedule File Name : c:\peaknet\schedule\27jun07.sch

Date Time Collected : 6/27/07 5:03:17 PM
System Name : Dx-500
Detector Name : Conductivity Detector
Column Type : AS14-SN#018097 AG14-#019940
System Operator : RSPIES

020094

Peak Information : All Components

Pk. Num	Ret Time	Component Name	Concentration (PPB)	Height	Area	Bl. Code	%Delta
1	3.01	FLUORIDE	240.835	5435	44017	1	-1.63
3	4.23	CHLORIDE	527.346	8730	73890	1	-1.63
4	5.09	NITRITE-N	41.338	633	5988	1	-1.93
		BROMIDE					
5	7.50	NITRATE-N	275.421	5566	89530	1	1.49
6	9.68	PHOSPHATE-P	450.398	1926	51507	2	-1.22
7	11.54	SULFATE	1350.583	5232	135754	2	-1.54
			---total(s)---				
	0.00		2885.921		400687		

297128

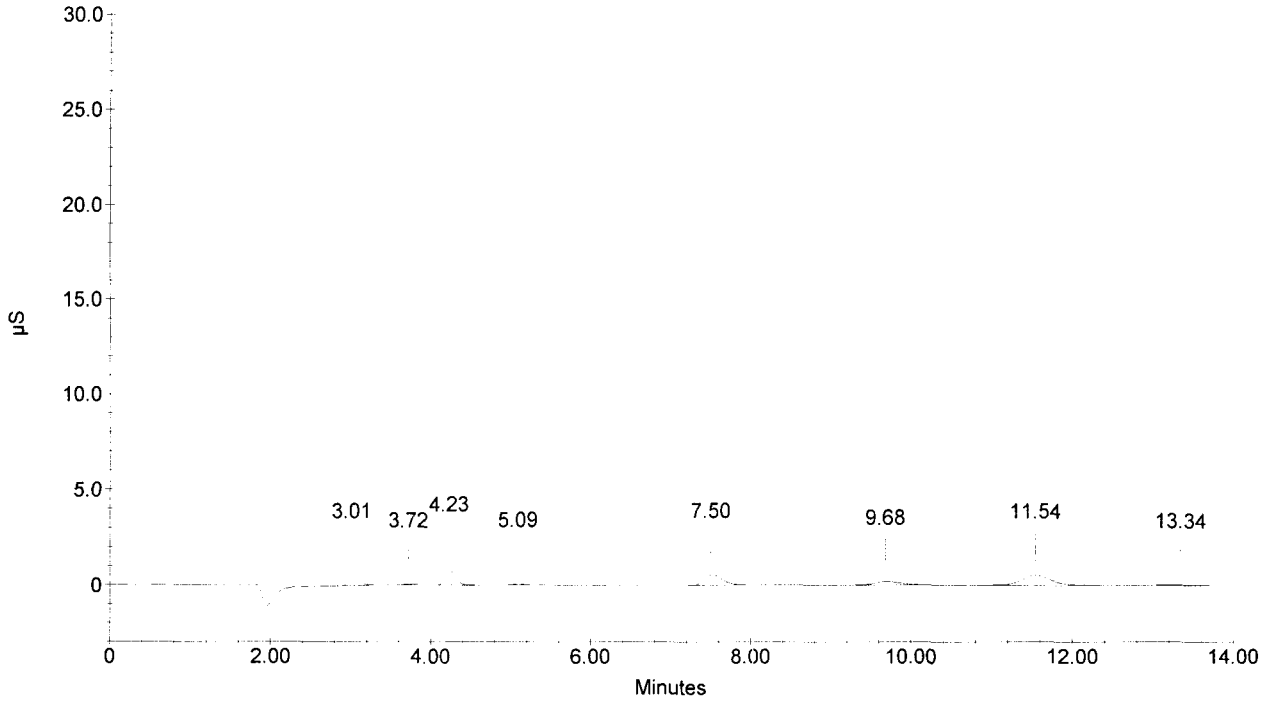

Sample Name : 297129
Dilution Factor : 1.00
Injection Number : 7
Data File Name : c:\peaknet\data\070627\070627_007.DXD
Method File Name : c:\peaknet\method\anions070606.met
Schedule File Name : c:\peaknet\schedule\27jun07.sch

Date Time Collected : 6/27/07 5:19:58 PM
System Name : Dx-500
Detector Name : Conductivity Detector
Column Type : AS14-SN#018097 AG14-#019940
System Operator : RSPIES

020095

Peak Information : All Components

Pk. Num	Ret Time	Component Name	Concentration (PPB)	Height	Area	Bl. Code	%Delta
1	3.01	FLUORIDE	217.069	4649	38091	1	-1.63
3	4.23	CHLORIDE	3517.414	63647	533175	2	-1.63
4	5.09	NITRITE-N	77.654	1676	17513	2	-1.93
		BROMIDE					
5	7.46	NITRATE-N	1447.011	32728	520354	1	0.95
6	9.68	PHOSPHATE-P	720.751	3612	85526	1	-1.22
7	11.52	SULFATE	4528.987	19193	470513	1	-1.71
			---total(s)---				
	0.00		10508.886		1665173		

297129

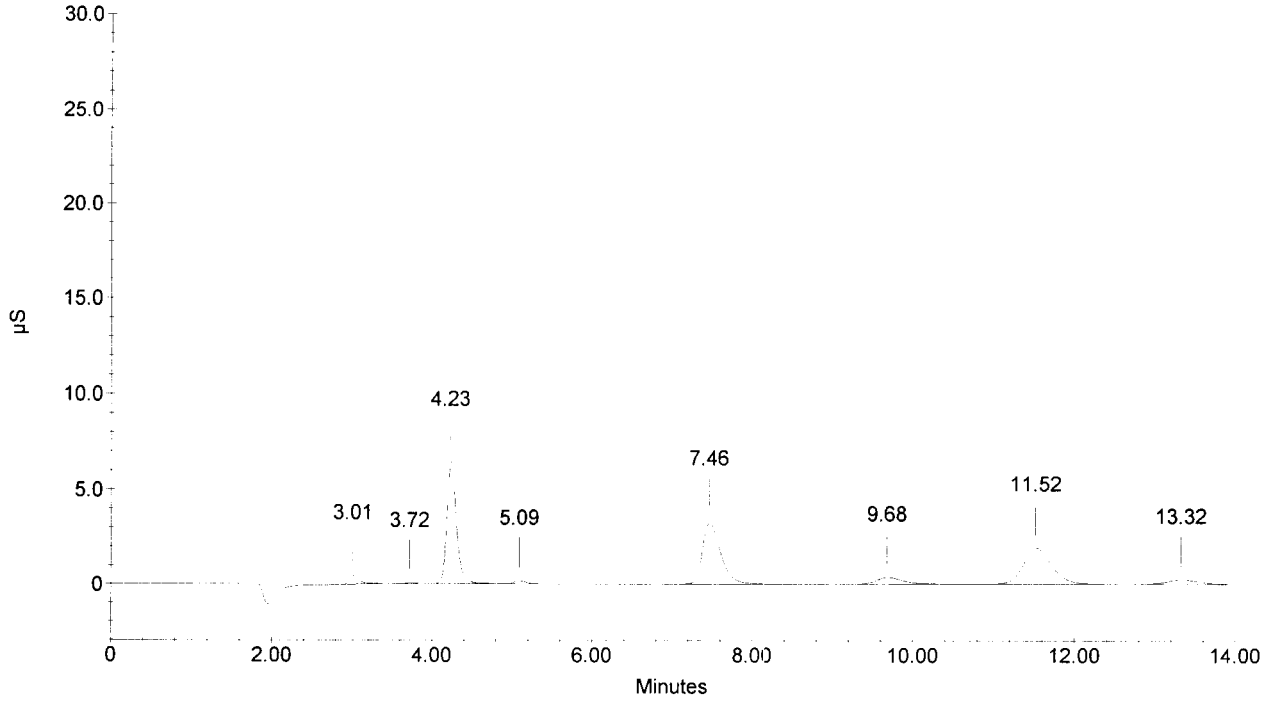

Sample Name : 297130
Dilution Factor : 1.00
Injection Number : 8
Data File Name : c:\peaknet\data\070627\070627_008.DXD
Method File Name : c:\peaknet\method\anions070606.met
Schedule File Name : c:\peaknet\schedule\27jun07.sch

Date Time Collected : 6/27/07 5:36:42 PM
System Name : Dx-500
Detector Name : Conductivity Detector
Column Type : AS14-SN#018097 AG14-#019940
System Operator : RSPIES

020096

Peak Information : All Components

Pk. Num	Ret Time	Component Name	Concentration (PPB)	Height	Area	Bl. Code	%Delta
1	3.01	FLUORIDE	612.642	17734	136834	2	-1.63
4	4.25	CHLORIDE	20345.971	419685	3676086	2	-1.16
5	5.07	NITRITE-N	517.862	14211	158096	2	-2.31
6	6.36	BROMIDE	100.155	346	4367	1	-1.09
7	7.17	NITRATE-N	39662.220	966201	16805731	1	-2.98
		PHOSPHATE-P					
8	11.42	SULFATE	51412.468	311176	7489372	2	-2.56
	0.00		---total(s)--- 112651.317		28270485		

297130

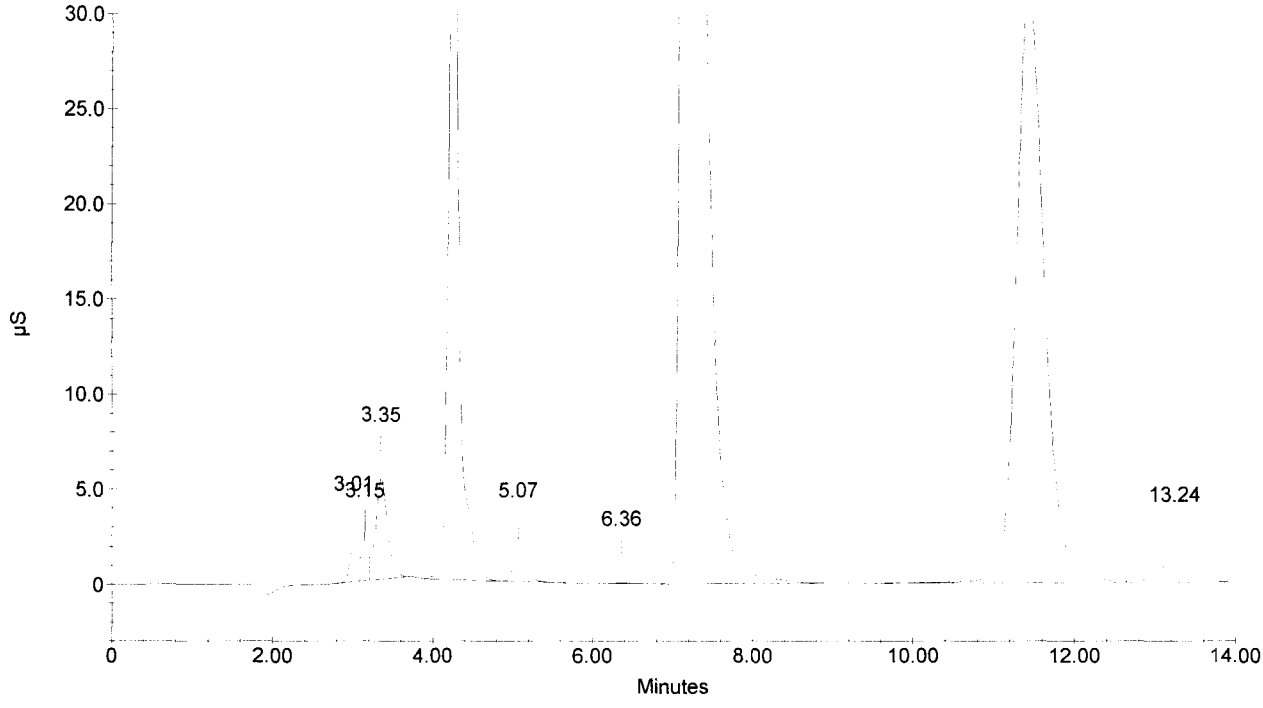

Sample Name : 297131
Dilution Factor : 1.00
Injection Number : 9
Data File Name : ...\070627_009.DXD
Method File Name : c:\peaknet\method\anions070606.met
Schedule File Name : c:\peaknet\schedule\27jun07.sch

Date Time Collected : 6/27/07 5:53:23 PM
System Name : Dx-500
Detector Name : Conductivity Detector
Column Type : AS14-SN#018097 AG14-#019940
System Operator : RSPIES

020097

Peak Information : All Components

Pk. Num	Ret Time	Component Name	Concentration (PPB)	Height	Area	Bl. Code	%Delta
	RSS 7/16/07						
1	M 3.02	FLUORIDE	501.543	15478	109078	2	-1.31
5	4.26	CHLORIDE	17816.339	380634	3117096	2	-0.93
6	5.08	NITRITE-N	614.703	15513	189243	2	-2.12
7	6.36	BROMIDE	145.107	609	7128	1	-1.09
8	7.13	NITRATE-N	113729.257	1548168	28168754	2	-3.52
9	9.70	PHOSPHATE-P	566.953	2205	66159	2	-1.02
10	11.38	SULFATE	60472.003	440606	10825043	2	-2.90
			---total(s)---				
	0.00		193845.905		42482500		

297131

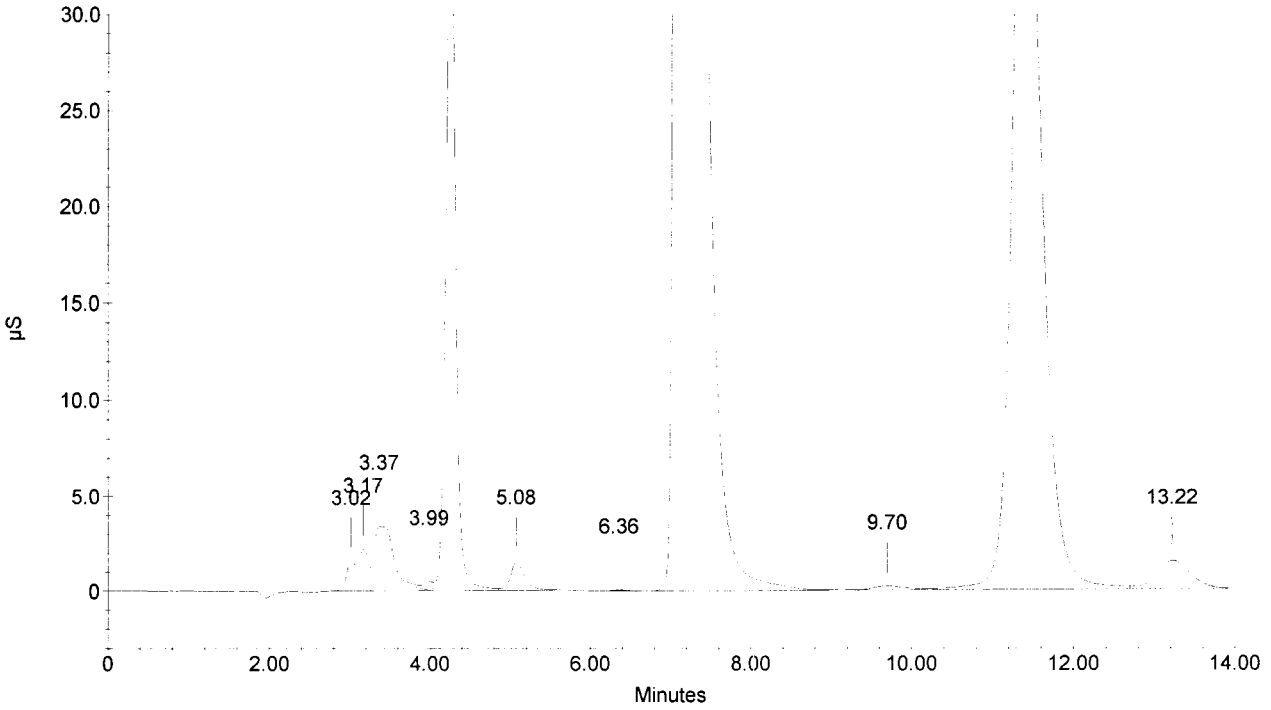

Sample Name : 297132
Dilution Factor : 1.00
Injection Number : 10
Data File Name : ...\070627_010.DXD
Method File Name : c:\peaknet\method\anions070606.met
Schedule File Name : c:\peaknet\schedule\27jun07.sch

Date Time Collected : 6/27/07 6:10:05 PM
System Name : Dx-500
Detector Name : Conductivity Detector
Column Type : AS14-SN#018097 AG14-#019940
System Operator : RSPIES

020098

Peak Information : All Components

Pk. Num	Ret Time	Component Name	Concentration (PPB)	Height	Area	Bl. Code	%Delta
	RS 7/6/07						
1	M 3.00	FLUORIDE	434.278	13400	92282	2	-1.96
5	4.24	CHLORIDE	16873.342	351315	2919327	2	-1.40
6	5.07	NITRITE-N	561.859	13983	172237	2	-2.31
7	6.35	BROMIDE	118.168	476	5473	1	-1.24
8	7.10	NITRATE-N	150711.481	1704011	31386293	1	-3.92
9	9.74	PHOSPHATE-P	123.927	497	10584	1	-0.61
10	11.40	SULFATE	56260.659	373565	8892281	2	-2.73
			---total(s)---				
	0.00		225083.714		43478477		

297132

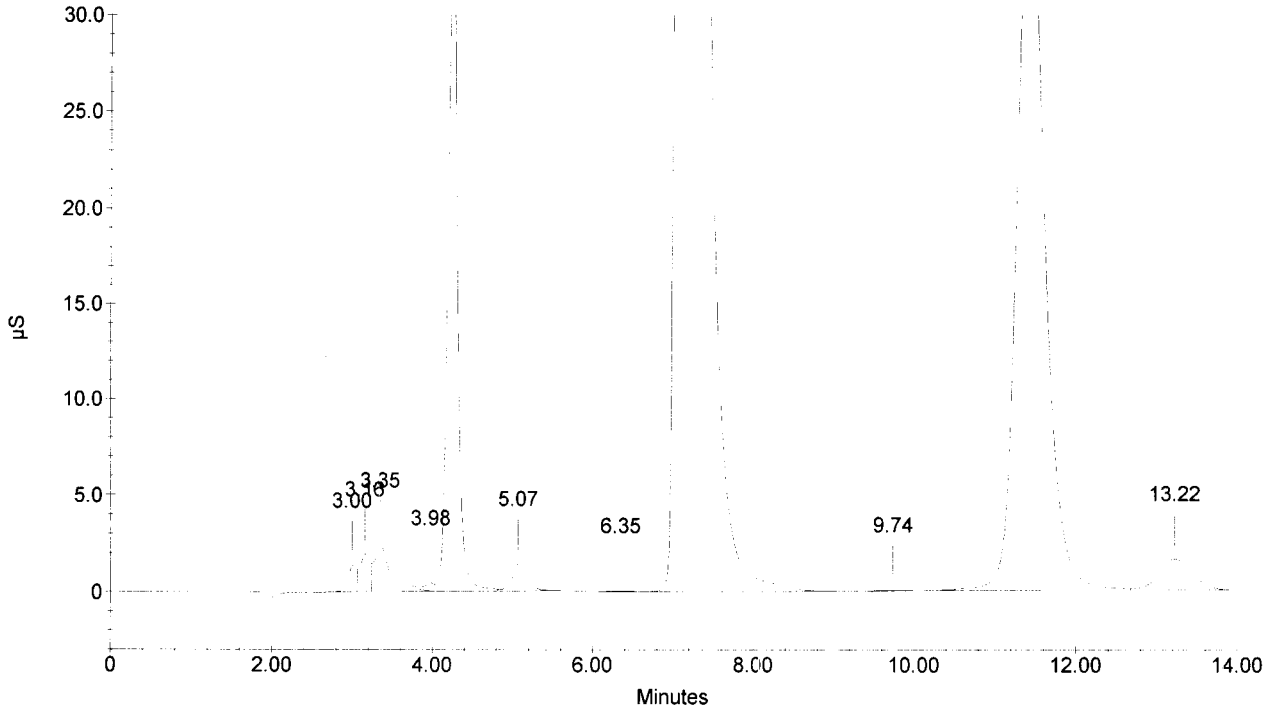

Sample Name : 297133
Dilution Factor : 1.00
Injection Number : 11
Data File Name : c:\peaknet\data\070627\070627_011.DXD
Method File Name : c:\peaknet\method\anions070606.met
Schedule File Name : c:\peaknet\schedule\27jun07.sch

Date Time Collected : 6/27/07 6:26:47 PM
System Name : Dx-500
Detector Name : Conductivity Detector
Column Type : AS14-SN#018097 AG14-#019940
System Operator : RSPIES

020099

Peak Information : All Components

Pk. Num	Ret Time	Component Name	Concentration (PPB)	Height	Area	Bl. Code	%Delta
1	3.01	FLUORIDE	475.970	13681	102692	2	-1.63
5	4.25	CHLORIDE	20070.186	438620	3612924	2	-1.16
6	5.07	NITRITE-N	453.629	11037	137480	2	-2.31
7	6.34	BROMIDE	93.884	352	3982	1	-1.40
8	7.13	NITRATE-N	71685.132	1290602	23137706	2	-3.52
9	9.70	PHOSPHATE-P	135.980	465	12092	2	-1.02
10	11.40	SULFATE	53412.508	334164	8016964	2	-2.73
	0.00		---total(s)--- 146327.289		35023839		

297133

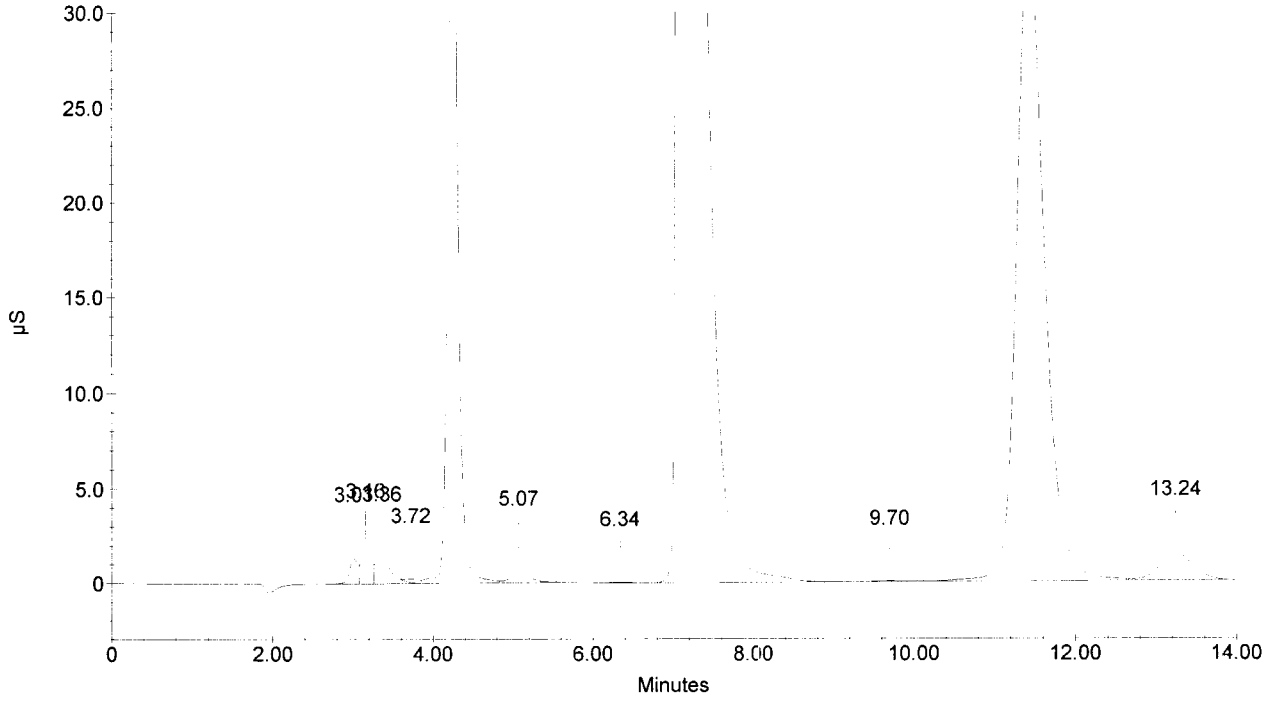

Sample Name : 297134
Dilution Factor : 1.00
Injection Number : 12
Data File Name : c:\peaknet\data\070627\070627_012.DXD
Method File Name : c:\peaknet\method\anions070606.met
Schedule File Name : c:\peaknet\schedule\27jun07.sch

Date Time Collected : 6/27/07 6:43:29 PM
System Name : Dx-500
Detector Name : Conductivity Detector
Column Type : AS14-SN#018097 AG14-#019940
System Operator : RSPIES

020100

Peak Information : All Components

Pk. Num	Ret Time	Component Name	Concentration (PPB)	Height	Area	Bl. Code	%Delta
1	3.01	FLUORIDE	476.337	12990	102784	2	-1.63
6	4.26	CHLORIDE	18738.666	406649	3315832	2	-0.93
7	5.07	NITRITE-N	1311.091	32188	415568	3	-2.31
8	6.36	BROMIDE	101.446	354	4446	4	-1.09
9	7.17	NITRATE-N	46596.395	1055952	18541209	2	-2.98
10	9.66	PHOSPHATE-P	2024.289	10341	251270	2	-1.43
11	11.42	SULFATE	49270.556	288257	6978004	2	-2.56
			---total(s)---				
	0.00		118518.782		29609113		

297134

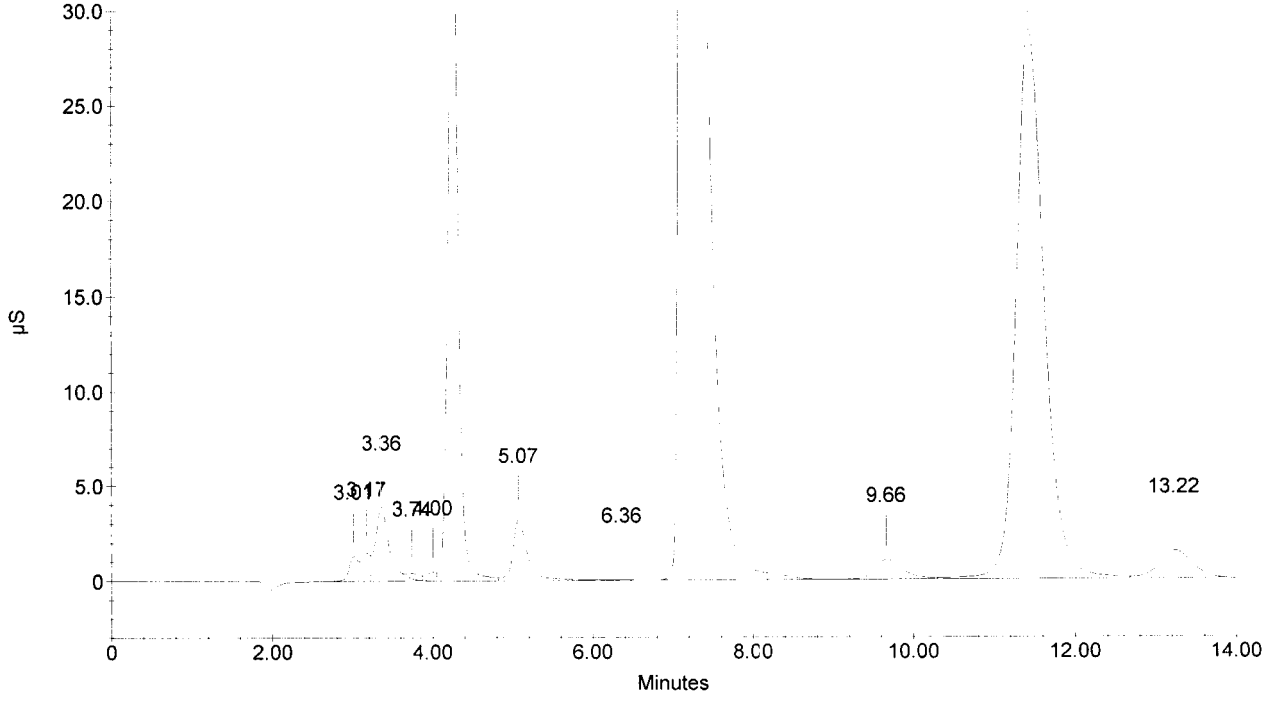

Sample Name : CCV
Dilution Factor : 20.00
Injection Number : 13
Data File Name : c:\peaknet\data\070627\070627_013.DXD
Method File Name : c:\peaknet\method\anions070606.met
Schedule File Name : c:\peaknet\schedule\27jun07.sch

Date Time Collected : 6/27/07 7:00:13 PM
System Name : Dx-500
Detector Name : Conductivity Detector
Column Type : AS14-SN#018097 AG14-#019940
System Operator : RSPIES

020101

Peak Information : All Components

Pk. Num	Ret Time	Component Name	Concentration (PPB)	Height	Area	Bl. Code	%Delta
1	3.00	FLUORIDE	100049.266	169385	1248612	1	-1.96
2	4.21	CHLORIDE	207810.026	205408	1679637	2	-2.09
3	5.05	NITRITE-N	111143.270	170708	1881921	2	-2.70
4	6.28	BROMIDE	411855.412	112946	1401649	2	-2.33
5	7.35	NITRATE-N	93413.109	113598	1797968	2	-0.54
6	9.60	PHOSPHATE-P	200882.092	60524	1342726	2	-2.04
7	11.46	SULFATE	415151.422	98029	2347060	2	-2.22
			---total(s)---				
	0.00		1540304.597		11699574		

CCV

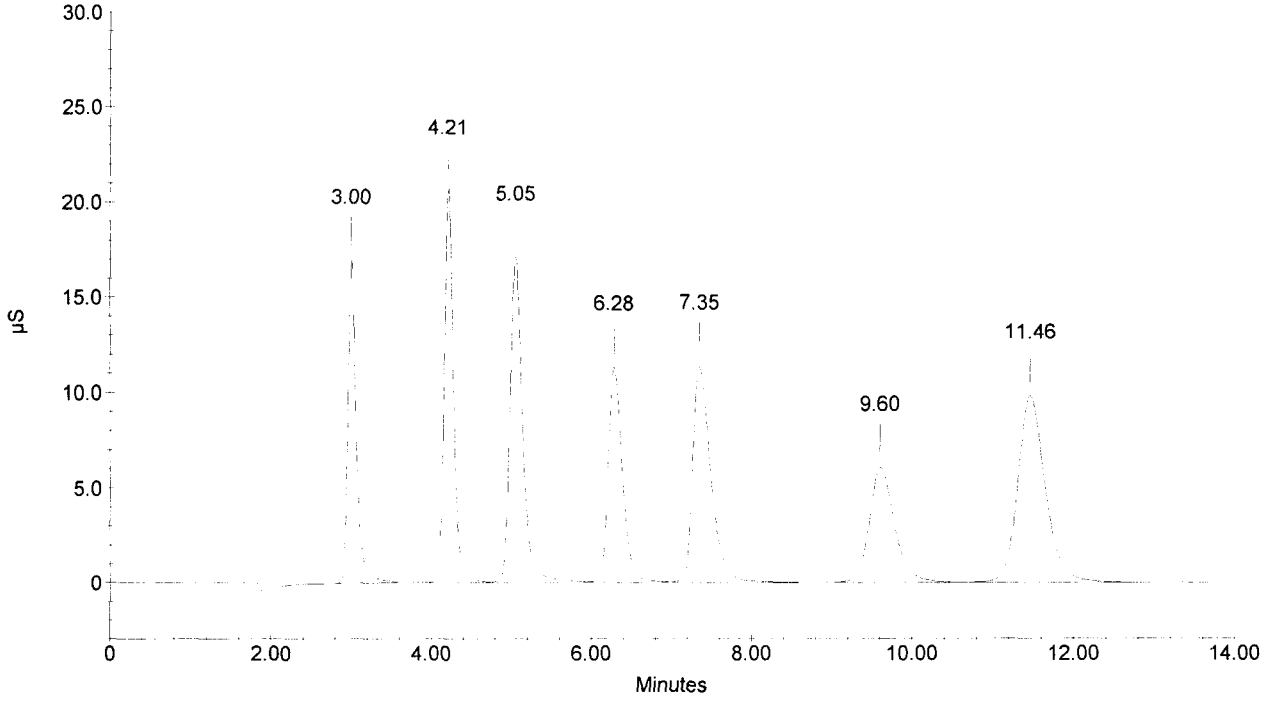

Sample Name : CCB
Dilution Factor : 1.00
Injection Number : 14
Data File Name : c:\peaknet\data\070627\070627_014.DXD
Method File Name : c:\peaknet\method\anions070606.met
Schedule File Name : c:\peaknet\schedule\27jun07.sch

Date Time Collected : 6/27/07 7:16:54 PM
System Name : Dx-500
Detector Name : Conductivity Detector
Column Type : AS14-SN#018097 AG14-#019940
System Operator : RSPIES

020102

Peak Information : All Components

Pk. Num	Ret Time	Component Name	Concentration (PPB)	Height	Area	Bl. Code	%Delta
1	9.72	PHOSPHATE-P CHLORIDE NITRITE-N BROMIDE NITRATE-N	61.539	126	2783	1	-0.82
1	9.72	PHOSPHATE-P SULFATE	61.539	126	2783	1	-0.82
	0.00		---total(s)--- 123.078		5567		

CCB

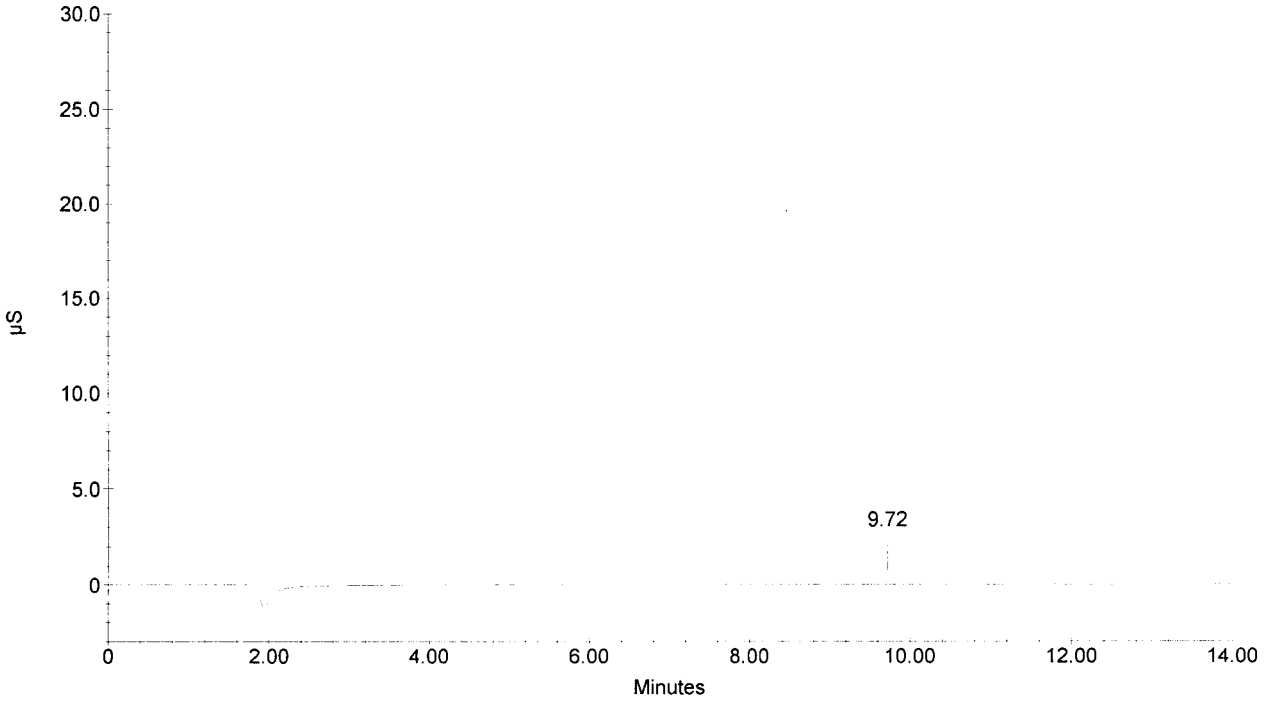

Sample Name : 297135
Dilution Factor : 1.00
Injection Number : 15
Data File Name : c:\peaknet\data\070627\070627_015.DXD
Method File Name : c:\peaknet\method\anions070606.met
Schedule File Name : c:\peaknet\schedule\27jun07.sch

Date Time Collected : 6/27/07 7:33:33 PM
System Name : Dx-500
Detector Name : Conductivity Detector
Column Type : AS14-SN#018097 AG14-#019940
System Operator : RSPIES

020103

Peak Information : All Components

Pk. Num	Ret Time	Component Name	Concentration (PPB)	Height	Area	Bl. Code	%Delta
1	2.99	FLUORIDE	579.330	15486	128510	2	-2.29
5	4.24	CHLORIDE	19253.938	409264	3429309	2	-1.40
6	5.06	NITRITE-N	1062.764	24880	334390	3	-2.50
7	6.34	BROMIDE	114.171	419	5228	4	-1.40
8	7.10	NITRATE-N	157121.442	1743854	31875476	2	-3.92
9	9.68	PHOSPHATE-P	683.228	3125	80798	2	-1.22
10	11.32	SULFATE	57579.182	651475	16034916	2	-3.41
	0.00		---total(s)--- 236394.056		51888626		

297135

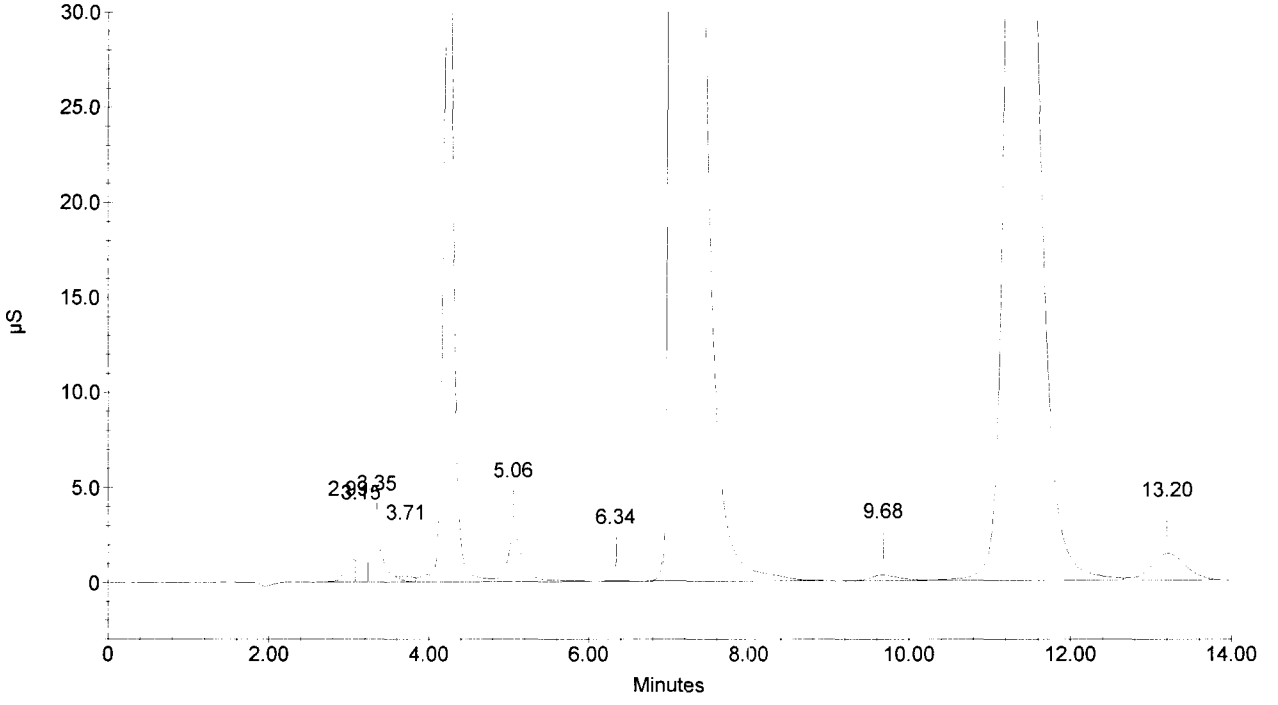

Sample Name : 297136
Dilution Factor : 1.00
Injection Number : 16
Data File Name : ...\070627_016.DXD
Method File Name : c:\peaknet\method\anions070606.met
Schedule File Name : c:\peaknet\schedule\27jun07.sch

Date Time Collected : 6/27/07 7:50:16 PM
System Name : Dx-500
Detector Name : Conductivity Detector
Column Type : AS14-SN#018097 AG14-#019940
System Operator : RSPIES

020104

Peak Information : All Components

Pk. Num	Ret Time	Component Name	Concentration (PPB)	Height	Area	Bl. Code	%Delta
2	3.11	FLUORIDE	249.361	7092	46143	2	1.53
5	4.27	CHLORIDE	31713.307	847621	7217756	2	-0.70
6	5.06	NITRITE-N	674.755	15676	208598	2	-2.50
7	6.34	BROMIDE	68.256	217	2408	2	-1.40
8	7.16	NITRATE-N	41538.290	996437	17305413	2	-3.11
9	9.68	PHOSPHATE-P	206.505	791	20919	2	-1.22
10	11.40	SULFATE	51769.458	321674	7579559	2	-2.73
	0.00		---total(s)--- 126219.932		32380796		

297136

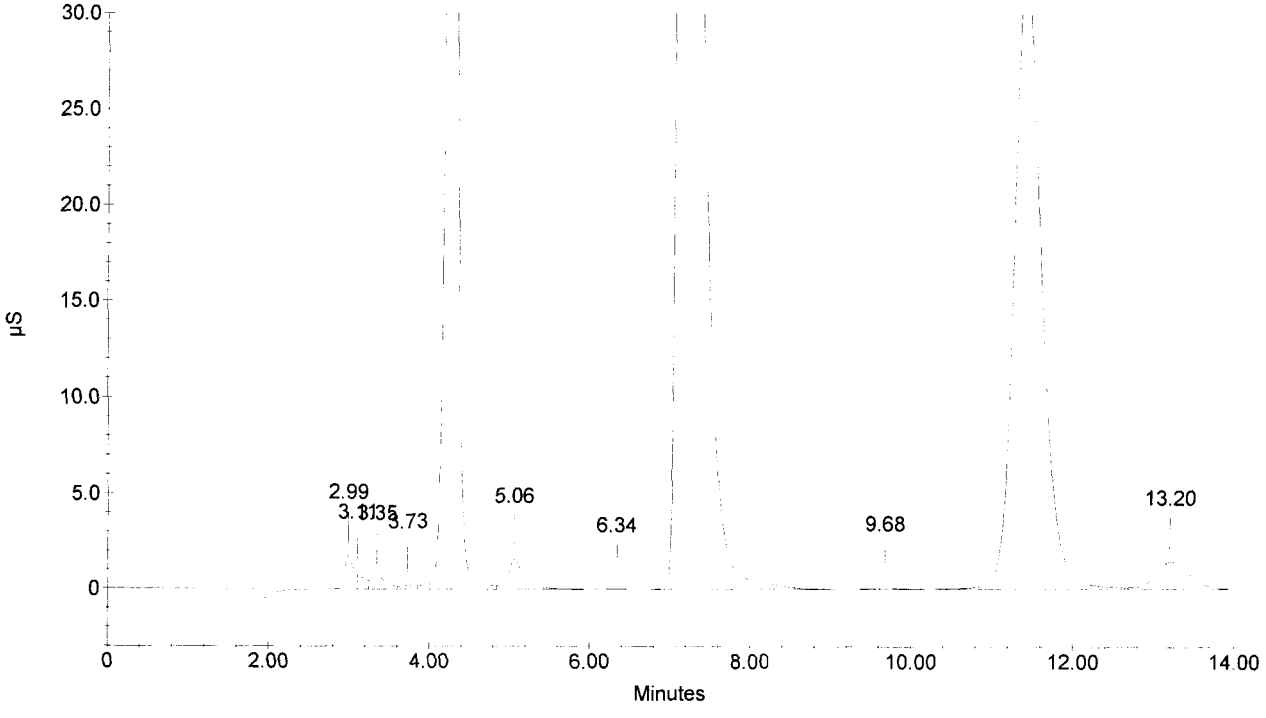

Sample Name : 297137
Dilution Factor : 1.00
Injection Number : 17
Data File Name : ...\070627_017.DXD
Method File Name : c:\peaknet\method\anions070606.met
Schedule File Name : c:\peaknet\schedule\27jun07.sch

Date Time Collected : 6/27/07 8:06:56 PM
System Name : Dx-500
Detector Name : Conductivity Detector
Column Type : AS14-SN#018097 AG14-#019940
System Operator : RSPIES

020105

Peak Information : All Components

Pk. Num	Ret Time	Component Name	Concentration (PPB)	Height	Area	Bl. Code	%Delta
RSS 7/6/07							
2	3.11	FLUORIDE	179.943	4428	28836	2	1.63
4	4.23	CHLORIDE	4931.953	94033	758035	1	-1.63
5	5.00	NITRITE-N	54.599	680	10195	1	-3.66
6	6.35	BROMIDE	312.091	1464	17394	1	-1.24
7	7.37	NITRATE-N	4012.140	96573	1525473	1	-0.27
		PHOSPHATE-P					
9	11.44	SULFATE	20795.811	96463	2351884	2	-2.39
			---total(s)---				
	0.00		30286.537		4691818		

297137

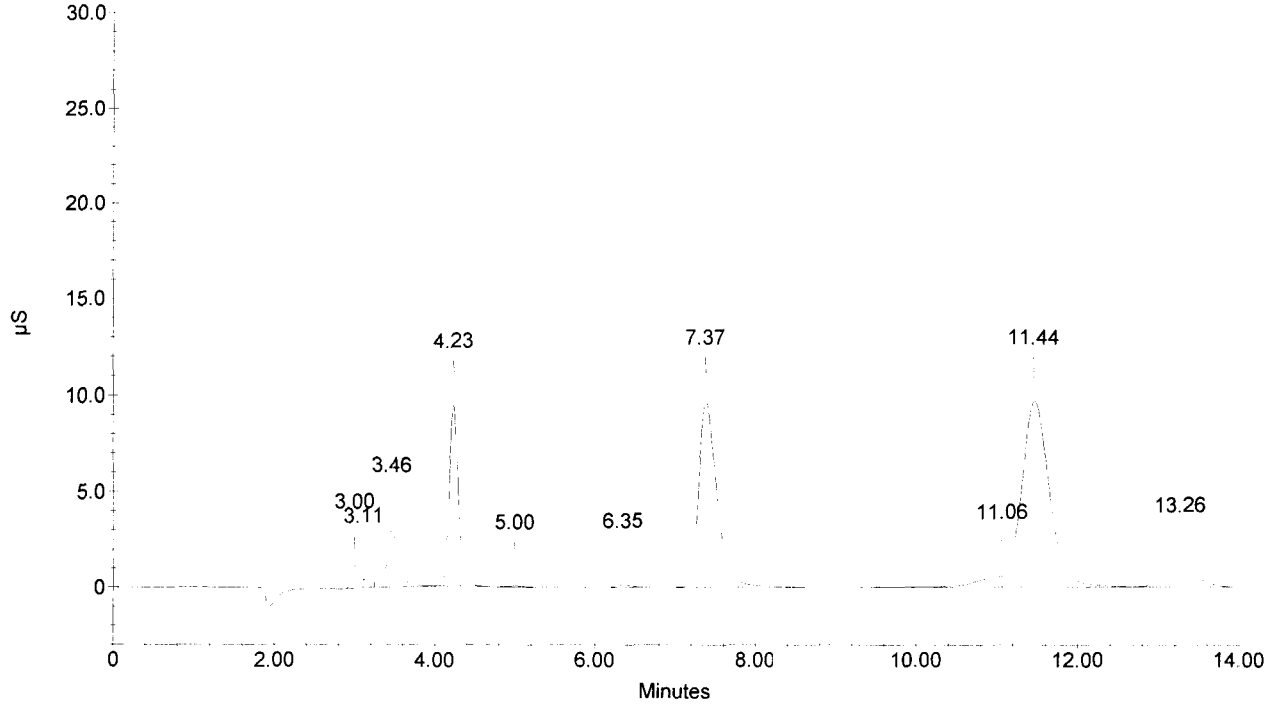

Sample Name : 297138
Dilution Factor : 1.00
Injection Number : 18
Data File Name : c:\peaknet\data\070627\070627_018.DXD
Method File Name : c:\peaknet\method\anions070606.met
Schedule File Name : c:\peaknet\schedule\27jun07.sch

Date Time Collected : 6/27/07 8:23:38 PM
System Name : Dx-500
Detector Name : Conductivity Detector
Column Type : AS14-SN#018097 AG14-#019940
System Operator : RSPIES

020106

Peak Information : All Components

Pk. Num	Ret Time	Component Name	Concentration (PPB)	Height	Area	Bl. Code	%Delta
1	3.00	FLUORIDE	903.185	28335	209507	2	-1.96
4	4.24	CHLORIDE	11927.525	239176	1957172	3	-1.40
5	5.01	NITRITE-N	120.257	1932	31046	4	-3.47
6	6.35	BROMIDE	839.633	3953	49926	2	-1.24
7	7.30	NITRATE-N	11672.169	316759	5069125	2	-1.22
		PHOSPHATE-P					
8	11.38	SULFATE	54561.526	327687	8348871	2	-2.90
			---total(s)---				
	0.00		80024.295		15665649		

297138

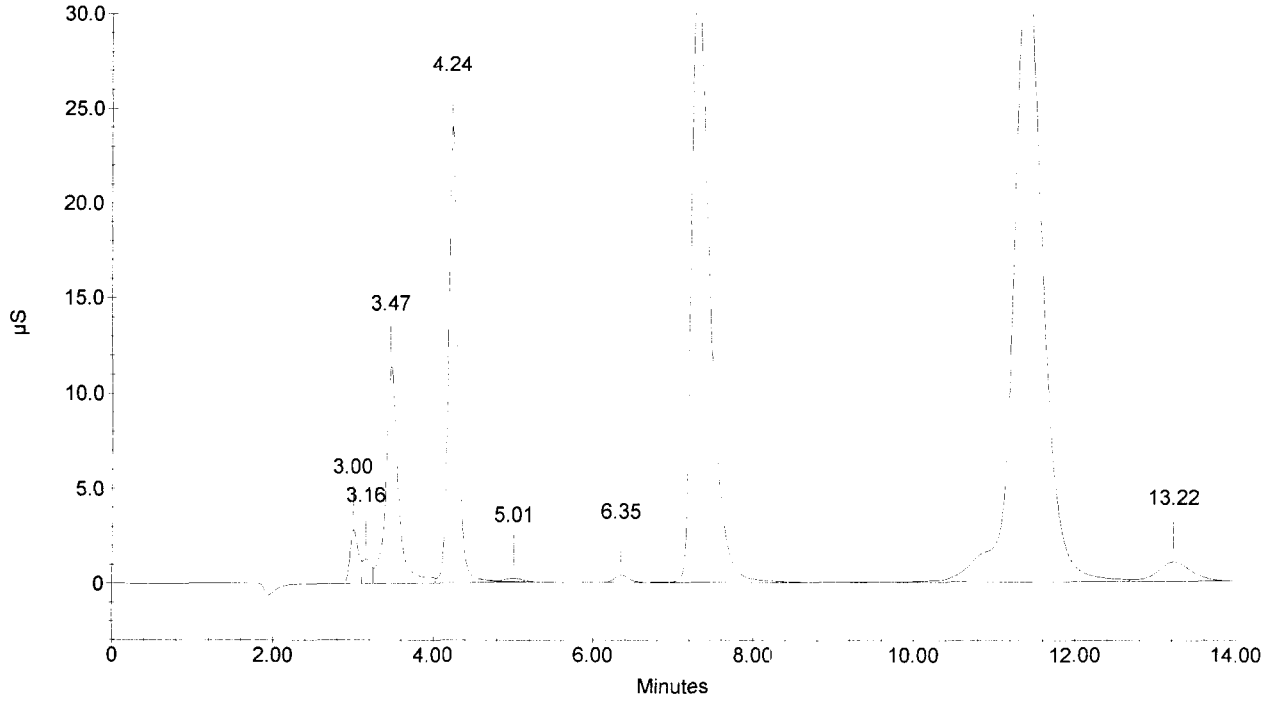

Sample Name : 297139
Dilution Factor : 1.00
Injection Number : 19
Data File Name : c:\peaknet\data\070627\070627_019.DXD
Method File Name : c:\peaknet\method\anions070606.met
Schedule File Name : c:\peaknet\schedule\27jun07.sch

Date Time Collected : 6/27/07 8:40:19 PM
System Name : Dx-500
Detector Name : Conductivity Detector
Column Type : AS14-SN#018097 AG14-#019940
System Operator : RSPIES

020107

Peak Information : All Components

Pk. Num	Ret Time	Component Name	Concentration (PPB)	Height	Area	Bl. Code	%Delta
1	2.99	FLUORIDE	1353.826	44320	322475	2	-2.29
4	4.25	CHLORIDE	25001.191	598989	4848767	2	-1.16
5	5.00	NITRITE-N	160.441	2943	43826	2	-3.66
7	6.33	BROMIDE	1050.208	4979	62954	2	-1.56
8	7.26	NITRATE-N	13603.662	375239	6071426	2	-1.76
9	9.24	PHOSPHATE-P	72.140	199	4108	1	-5.71
10	11.36	SULFATE	60482.374	425593	10832263	2	-3.07
			---total(s)---				
	0.00		101723.842		22185820		

297139

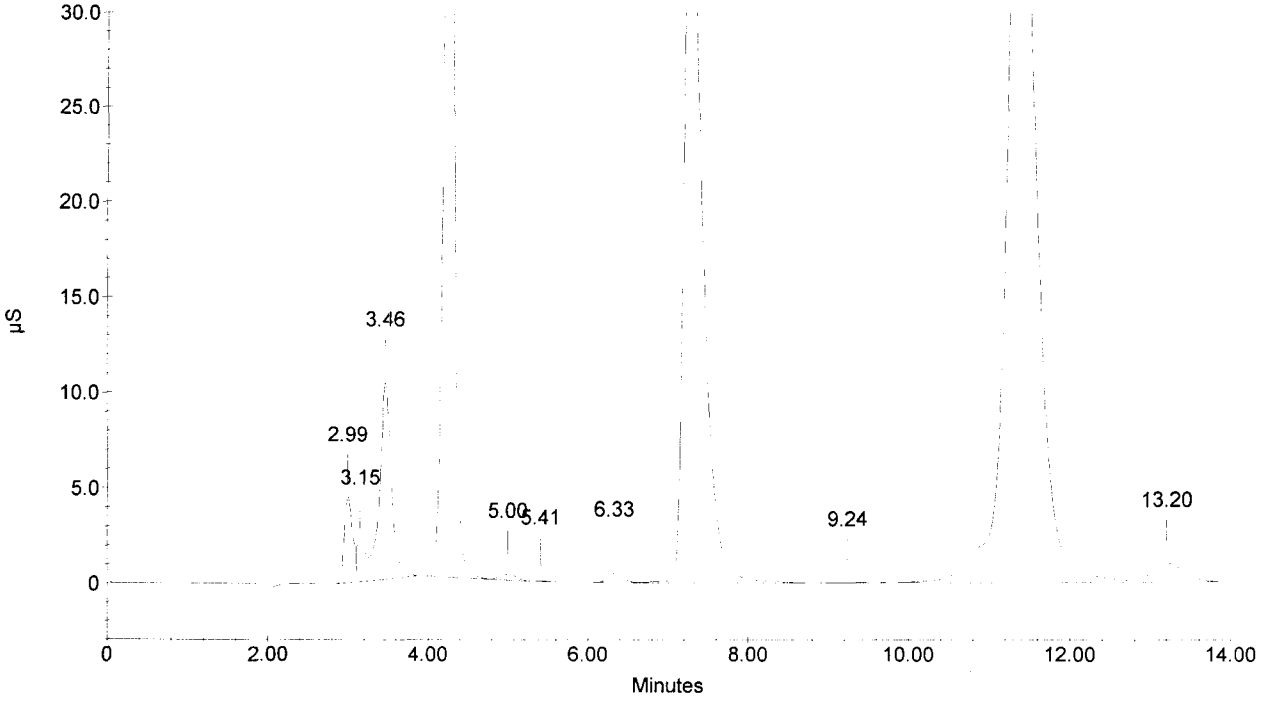

Sample Name : 297140
Dilution Factor : 1.00
Injection Number : 20
Data File Name : c:\peaknet\data\070627\070627_020.DXD
Method File Name : c:\peaknet\method\anions070606.met
Schedule File Name : c:\peaknet\schedule\27jun07.sch

Date Time Collected : 6/27/07 8:57:01 PM
System Name : Dx-500
Detector Name : Conductivity Detector
Column Type : AS14-SN#018097 AG14-#019940
System Operator : RSPIES

020108

Peak Information : All Components

Pk. Num	Ret Time	Component Name	Concentration (PPB)	Height	Area	Bl. Code	%Delta
1	3.00	FLUORIDE	1402.330	46247	334653	2	-1.96
4	4.26	CHLORIDE	25317.326	601705	4937444	3	-0.93
5	5.06	NITRITE-N	158.989	2944	43364	4	-2.50
6	6.34	BROMIDE	2972.492	14528	183029	2	-1.40
7	7.34	NITRATE-N	7849.644	202821	3200412	2	-0.68
8	9.20	PHOSPHATE-P	84.695	289	5678	1	-6.12
9	11.30	SULFATE	61562.340	542207	13532264	2	-3.58
			---total(s)---				
	0.00		99347.817		22236844		

297140

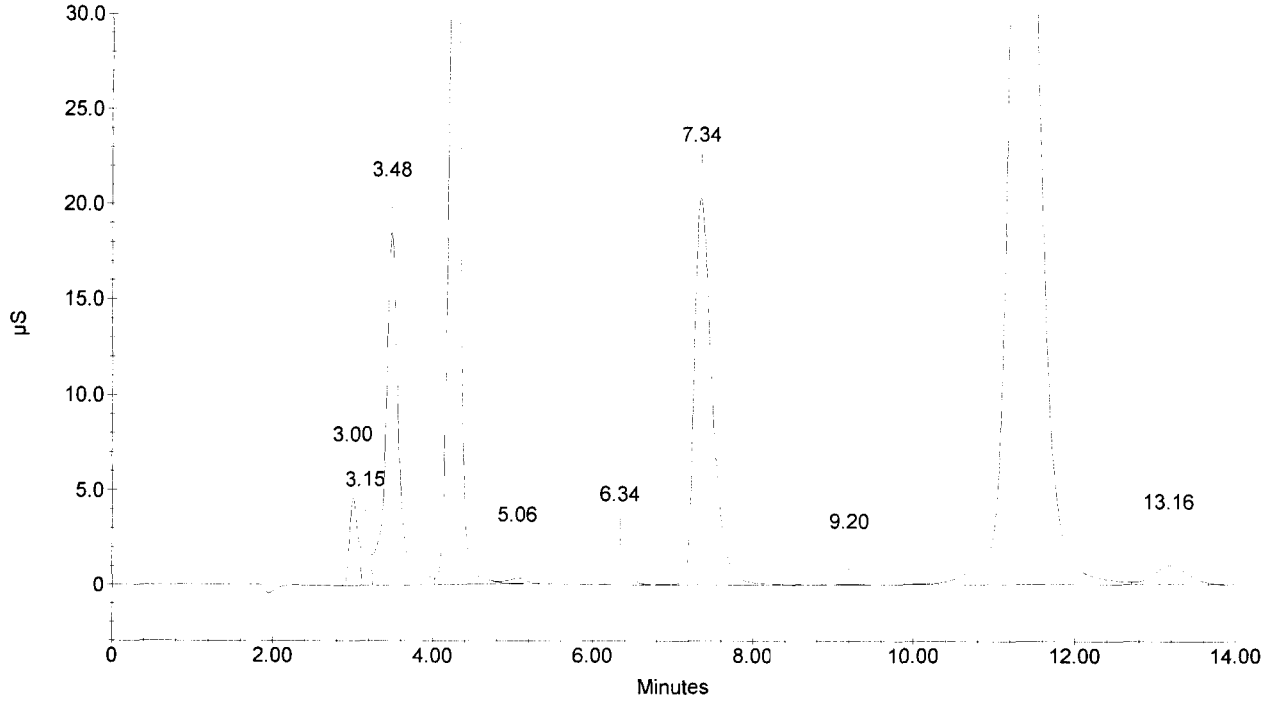

Sample Name : 297141
Dilution Factor : 1.00
Injection Number : 21
Data File Name : ...\070627_021.DXD
Method File Name : c:\peaknet\method\anions070606.met
Schedule File Name : c:\peaknet\schedule\27jun07.sch

Date Time Collected : 6/27/07 9:13:42 PM
System Name : Dx-500
Detector Name : Conductivity Detector
Column Type : AS14-SN#018097 AG14-#019940
System Operator : RSPIES

020109

Peak Information : All Components

Pk. Num	Ret Time	Component Name	Concentration (PPB)	Height	Area	Bl. Code	%Delta
	7/6/07						
2	3.09	FLUORIDE	359.729	11063	73676	2	0.98
5	4.25	CHLORIDE	22739.962	514781	4251370	3	-1.16
6	5.05	NITRITE-N	85.907	1174	20133	4	-2.70
7	6.33	BROMIDE	105.694	405	4707	1	-1.56
8	7.11	NITRATE-N	83370.137	1378652	24760610	2	-3.79
9	9.66	PHOSPHATE-P	370.909	1404	41527	2	-1.43
10	11.34	SULFATE	60115.110	445190	10591543	2	-3.24
			---total(s)---				
	0.00		167147.450		39743566		

297141

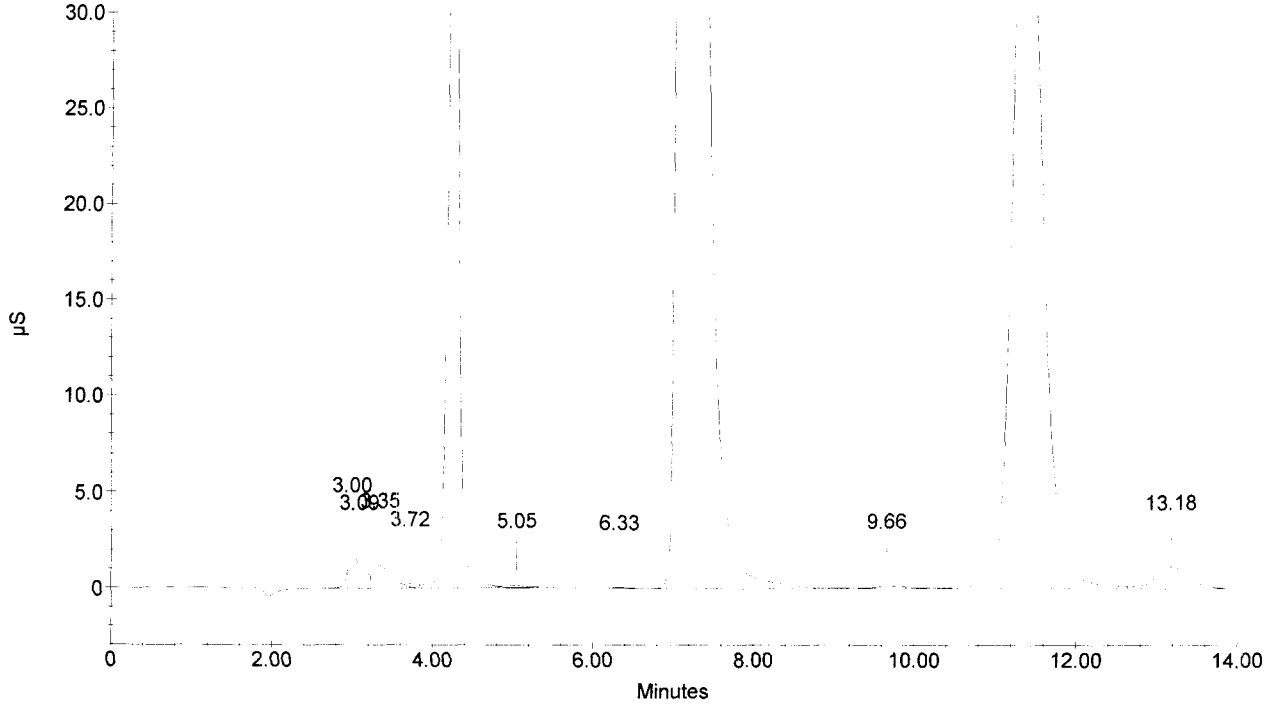

Sample Name : CCV
Dilution Factor : 20.00
Injection Number : 22
Data File Name : c:\peaknet\data\070627\070627_022.DXD
Method File Name : c:\peaknet\method\anions070606.met
Schedule File Name : c:\peaknet\schedule\27jun07.sch

Date Time Collected : 6/27/07 9:30:25 PM
System Name : Dx-500
Detector Name : Conductivity Detector
Column Type : AS14-SN#018097 AG14-#019940
System Operator : RSPIES

020110

Peak Information : All Components

Pk. Num	Ret Time	Component Name	Concentration (PPB)	Height	Area	Bl. Code	%Delta
1	3.00	FLUORIDE	102128.626	170796	1275309	1	-1.96
2	4.22	CHLORIDE	211309.772	210517	1710790	2	-1.86
3	5.05	NITRITE-N	111328.923	170383	1885279	2	-2.70
4	6.29	BROMIDE	418416.175	115414	1426846	2	-2.18
5	7.35	NITRATE-N	94649.615	115659	1823864	2	-0.54
6	9.58	PHOSPHATE-P	205177.214	61765	1373913	2	-2.24
7	11.42	SULFATE	423308.023	99714	2398619	2	-2.56
	0.00		---total(s)--- 1566318.348		11894620		

CCV

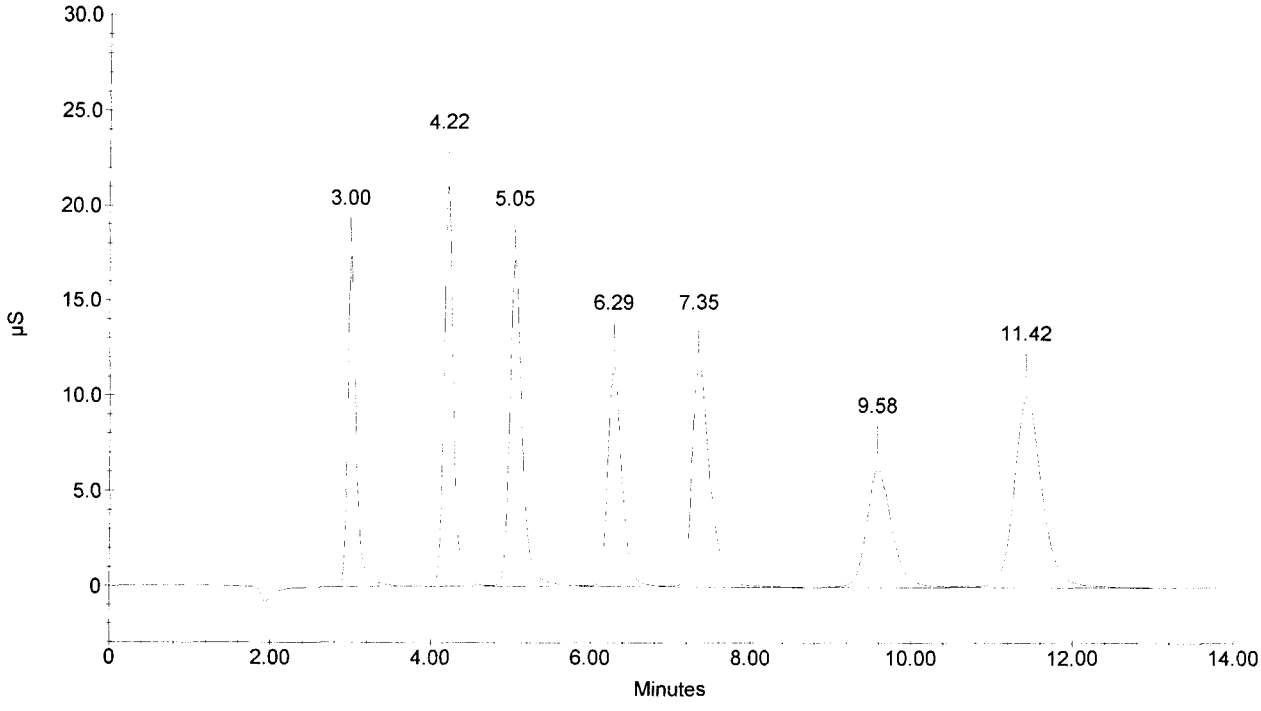

Sample Name : CCB
Dilution Factor : 1.00
Injection Number : 23
Data File Name : c:\peaknet\data\070627\070627_023.DXD
Method File Name : c:\peaknet\method\anions070606.met
Schedule File Name : c:\peaknet\schedule\27jun07.sch

Date Time Collected : 6/27/07 9:47:06 PM
System Name : Dx-500
Detector Name : Conductivity Detector
Column Type : AS14-SN#018097 AG14-#019940
System Operator : RSPIES

020111

Peak Information : All Components

Pk. Num	Ret Time	Component Name	Concentration (PPB)	Height	Area	Bl. Code	%Delta
1	3.47	CHLORIDE NITRITE-N BROMIDE NITRATE-N	0.000	221	10428	1	
2	9.76	PHOSPHATE-P SULFATE	52.257	103	1623	1	-0.41
	0.00		---total(s)--- 52.257		12051		

CCB

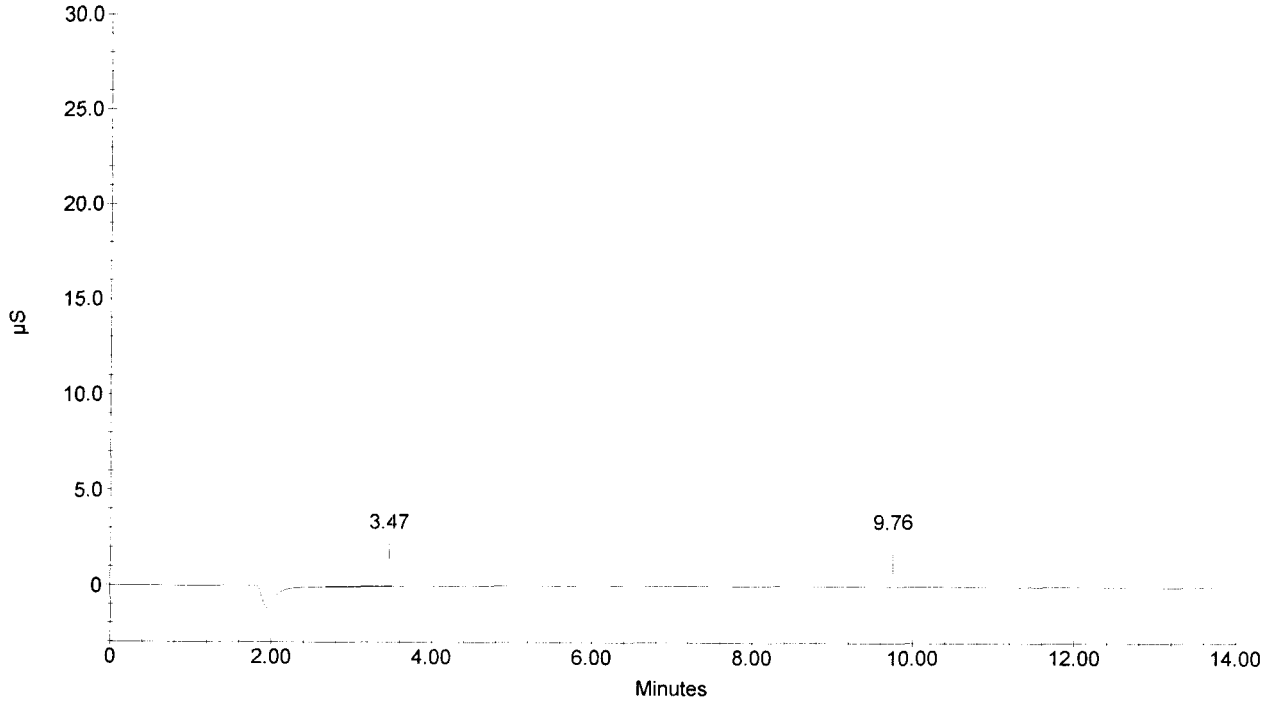

Div 20
06002.01.212
TO#070622-2

✓ Warren A. Naeghi 07/09/07

RSpies RSpies
EPA 300
TAP 01-0406-042 Rev4

Report as "Soluble"

WAN 07/09/07

Sample ID	Element	Result	Qual (C)	Qual (Q)	Units	RL	%RPD	%Recovery	TV	rl	mg/kg	sigwt	Dilution	Calc RL	~~ug/ml~~ ug/L	Date
ICV	CHLORIDE	207			mg/L	2		103.5%	200	100	206.50156	207	20	2	206501.56	06/28/07
ICV	NITRITE-N	111			mg/L	2		101.8%	109	100	110.82931	111	20	2	110829.31	06/28/07
ICV	NITRATE-N	91.4			mg/L	2		101.1%	90.4	100	91.3896	91.4	20	2	91389.6	06/28/07
ICV	***NNN***	202			mg/L	2		101.5%	199							
ICV	SULFATE	410			mg/L	2		102.5%	400	100	410.2927	410	20	2	410292.7	06/28/07
ICB	CHLORIDE	0.100	U		mg/L	0.1				100	0	0	1	0.1	0	06/28/07
ICB	NITRITE-N	0.100	U		mg/L	0.1				100	0	0	1	0.1	0	06/28/07
ICB	NITRATE-N	0.100	U		mg/L	0.1				100	0.02911	0.0291	1	0.1	29.11	06/28/07
ICB	***NNN***	0.1	U		mg/L	0.1										
ICB	SULFATE	0.100	U		mg/L	0.1				100	0.06565	0.0657	1	0.1	65.65	06/28/07
297130	CHLORIDE	1470			mg/kg	83.1				100	1468.196	1470	10	83.0565	17677.08	06/28/07
297130	NITRITE-N	2240			mg/kg	83.1				100	2235.0648	2240	10	83.0565	26910.18	06/28/07
297130	NITRATE-N	365			mg/kg	83.1				100	365.28904	365	10	83.0565	4398.08	06/28/07
297130	***NNN***	2610			mg/kg	83.1										
297130	SULFATE	4590			mg/kg	83.1				100	4589.2542	4590	10	83.0565	55254.62	06/28/07
297131	CHLORIDE	1550			mg/kg	95				100	1549.7251	1550	10	94.9968	16313.44	06/28/07
297131	NITRITE-N	1280			mg/kg	95				100	1283.6438	1280	10	94.9968	13512.49	06/28/07
297131	NITRATE-N	3550			mg/kg	95				100	3553.2986	3550	10	94.9968	37404.39	06/28/07
297131	***NNN***	4830			mg/kg	95										
297131	SULFATE	7170			mg/kg	95				100	7168.4497	7170	10	94.9968	75459.88	06/28/07
297132	CHLORIDE	1510			mg/kg	89				100	1507.305	1510	10	89.0208	16932.06	06/28/07
297132	NITRITE-N	352			mg/kg	89				100	352.2632	352	10	89.0208	3957.09	06/28/07
297132	NITRATE-N	4910			mg/kg	89				100	4905.2181	4910	10	89.0208	55101.95	06/28/07
297132	***NNN***	5260			mg/kg	89										
297132	SULFATE	5960			mg/kg	89				100	5960.6591	5960	10	89.0208	66958.07	06/28/07
297133	CHLORIDE	1620			mg/kg	82.8				100	1615.3377	1620	10	82.7815	19513.28	06/28/07
297133	NITRITE-N	217			mg/kg	82.8				100	216.67384	217	10	82.7815	2617.42	06/28/07
297133	NITRATE-N	3470			mg/kg	82.8				100	3469.5215	3470	10	82.7815	41911.82	06/28/07
297133	***NNN***	3690			mg/kg	82.8										
297133	SULFATE	5040			mg/kg	82.8				100	5037.3767	5040	10	82.7815	60851.51	06/28/07
297134	CHLORIDE	1500			mg/kg	85.4				100	1498.7843	1500	10	85.3728	17555.76	06/28/07
297134	NITRITE-N	2110			mg/kg	85.4				100	2114.4126	2110	10	85.3728	24766.82	06/28/07
297134	NITRATE-N	857			mg/kg	85.4				100	857.34348	857	10	85.3728	10042.35	06/28/07
297134	***NNN***	2970			mg/kg	85.4										
297134	SULFATE	4490			mg/kg	85.4				100	4488.4661	4490	10	85.3728	52574.9	06/28/07
297135	CHLORIDE	1290			mg/kg	72.4				100	1292.7554	1290	10	72.3589	17865.88	06/28/07
297135	NITRITE-N	879			mg/kg	72.4				100	879.16208	879	10	72.3589	12150.02	06/28/07
297135	NITRATE-N	3380			mg/kg	72.4				100	3375.7033	3380	10	72.3589	46652.22	06/28/07
297135	NNN	4260			mg/kg	72.4										
297135	SULFATE	8210			mg/kg	72.4				100	8207.3517	8210	10	72.3589	113425.6	06/28/07
297136	CHLORIDE	2860			mg/kg	85.2				100	2862.8386	2860	10	85.2273	33590.64	06/28/07
297136	NITRITE-N	391			mg/kg	85.2				100	390.55824	391	10	85.2273	4582.55	06/28/07
297136	NITRATE-N	2410			mg/kg	85.2				100	2406.2105	2410	10	85.2273	28232.87	06/28/07
297136	***NNN***	2800			mg/kg	85.2										
297136	SULFATE	4770			mg/kg	85.2				100	4768.2972	4770	10	85.2273	55948.02	06/28/07
297138	SULFATE	926			mg/kg	14.9				100	925.92377	926	10	14.9269	62030.72	06/28/07
297139	CHLORIDE	364			mg/kg	14.9				100	363.68305	364	10	14.9105	24391.01	06/28/07
297139	NITRITE-N	14.9	U		mg/kg	14.9				100	5.1672465	5.17	10	14.9105	346.55	06/28/07
297139	NITRATE-N	194			mg/kg	14.9				100	193.63718	194	10	14.9105	12986.6	06/28/07
297139	***NNN***	194			mg/kg	14.9										
297139	SULFATE	1170			mg/kg	14.9				100	1171.2948	1170	10	14.9105	78554.84	06/28/07
297140	CHLORIDE	366			mg/kg	15				100	366.06664	366	10	14.976	24443.49	06/28/07

020112

Sample calc
297140 Chloride = $24443.49 \frac{ug}{L} \times \frac{1 mg}{1000 ug} \times \frac{1000 g}{1 Kg} \times \frac{15 mL}{1.00168} \times \frac{1 L}{1000 mL} = 366 mg/Kg$

297140	SULFATE	1510			mg/kg	15				100	1507.1085	1510	10	14.976	100634.66	06/28/07
297141	CHLORIDE	1850			mg/kg	84.3				100	1854.1466	1850	10	84.2697	22002.54	06/28/07
297141	NITRITE-N	327			mg/kg	84.3				100	326.95028	327	10	84.2697	3879.81	06/28/07
297141	NITRATE-N	3460			mg/kg	84.3				100	3461.3292	3460	10	84.2697	41074.44	06/28/07
297141	***NNN***	3790			mg/kg	84.3										
297141	SULFATE	6480			mg/kg	84.3				100	6481.2329	6480	10	84.2697	76910.63	06/28/07

020113

Schedule File: C:\PeakNet\SCHEDULE\28jUN07A.SCH

Line	Sample	Sample Type	Level	Method	Data File	Dilution
1	ICV	Sample		anions070606.met	070628_001.dxd	20
2	ICB	Sample		anions070606.met	070628_002.dxd	1
3	297130 DF10	Sample		anions070606.met	070628_003.dxd	10
4	297131 DF10	Sample		anions070606.met	070628_004.dxd	10
5	297132 DF10	Sample		anions070606.met	070628_005.dxd	10
6	297133 DF10	Sample		anions070606.met	070628_006.dxd	10
7	297134 DF10	Sample		anions070606.met	070628_007.dxd	10
8	297135 DF10	Sample		anions070606.met	070628_008.dxd	10
9	297136 DF10	Sample		anions070606.met	070628_009.dxd	10
10	297137 DF10	Sample		anions070606.met	070628_010.dxd	10
11	297138 DF10	Sample		anions070606.met	070628_011.dxd	10
12	297139 DF10	Sample		anions070606.met	070628_012.dxd	10
13	CCV	Sample		anions070606.met	070628_013.dxd	20
14	CCB	Sample		anions070606.met	070628_014.dxd	1
15	297140 DF10	Sample		anions070606.met	070628_015.dxd	10
16	297141 DF10	Sample		anions070606.met	070628_016.dxd	10
17	CCV	Sample		anions070606.met	070628_017.dxd	20
18	CCB	Sample		anions070606.met	070628_018.dxd	1
19	PB DF100	Sample		anions070606.met	070628_019.dxd	100
20	300279 DF100	Sample		anions070606.met	070628_020.dxd	100
21	300279 DF100 D	Sample		anions070606.met	070628_021.dxd	100
22	300279 DF100 S	Sample		anions070606.met	070628_022.dxd	100
23	300280 DF100	Sample		anions070606.met	070628_023.dxd	100
24	CCV	Sample		anions070606.met	070628_024.dxd	20
25	CCB	Sample		anions070606.met	070628_025.dxd	1

020114

Default Method Path: C:\PEAKNET\METHOD
Default Data Path: C:\PEAKNET\DATA\070628A
Comment:
DIV 20 06002.01.212 TO#070622-2 - EXTRACTABLES
MEMC 13125.01.001 TO#070626-9

"M" - INDICATES MANUAL INTEGRATION

ICV Sources:
1) SPEX LOT#33-13AS (INORG#6254)
   F = 100 mg/L
   Cl = 200 mg/L
   Br = 400 mg/L
   NO3N = 90.4 mg/L
   PO4P = 196 mg/L
   SO4 = 400 mg/L
2) 88-01-IC6
   NO2N 109 mg/L

RSpris
7/8/07

Sample Name : ICV
Dilution Factor : 20.00
Injection Number : 1
Data File Name : c:\peaknet\data\070628a\070628_001.DXD
Method File Name : c:\peaknet\method\anions070606.met
Schedule File Name : c:\peaknet\schedule\28jun07a.sch

Date Time Collected : 6/28/07 6:17:04 PM
System Name : Dx-500
Detector Name : Conductivity Detector
Column Type : AS14-SN#018097 AG14-#019940
System Operator : RSPIES

020115

Peak Information : All Components

Pk. Num	Ret Time	Component Name	Concentration (PPB)	Height	Area	Bl. Code	%Delta
1	3.01	FLUORIDE	99650.284	169421	1243491	1	-1.63
2	4.22	CHLORIDE	206501.559	202854	1668019	2	-1.86
3	5.06	NITRITE-N	110829.308	171103	1876243	2	-2.50
4	6.30	BROMIDE	406374.096	112283	1380685	2	-2.02
5	7.35	NITRATE-N	91389.597	112151	1755705	2	-0.54
6	9.52	PHOSPHATE-P	197320.092	60120	1316951	2	-2.86
7	11.34	SULFATE	410292.704	97152	2316470	2	-3.24
	0.00		---total(s)--- 1522357.640		11557563		

ICV

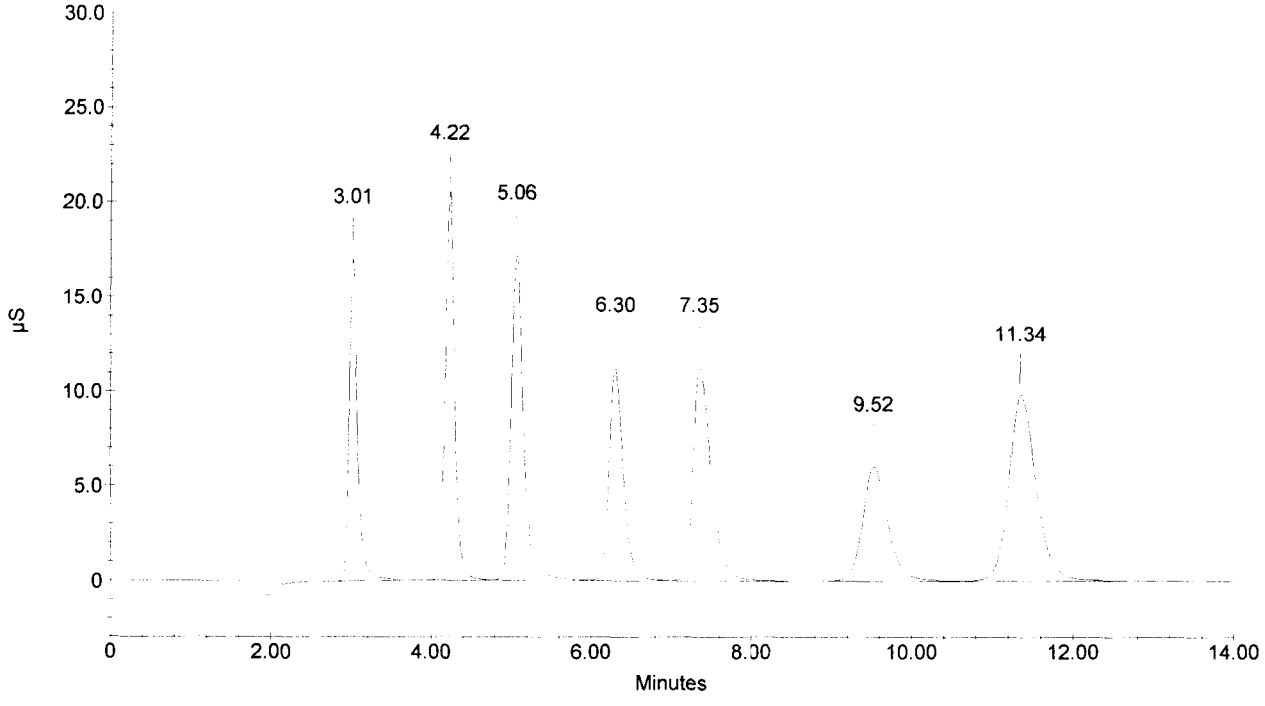

Sample Name : ICB
Dilution Factor : 1.00
Injection Number : 2
Data File Name : c:\peaknet\data\070628a\070628_002.DXD
Method File Name : c:\peaknet\method\anions070606.met
Schedule File Name : c:\peaknet\schedule\28jun07a.sch

Date Time Collected : 6/28/07 6:33:47 PM
System Name : Dx-500
Detector Name : Conductivity Detector
Column Type : AS14-SN#018097 AG14-#019940
System Operator : RSPIES

C20116

Peak Information : All Components

Pk. Num	Ret Time	Component Name	Concentration (PPB)	Height	Area	Bl. Code	%Delta
1	7.86	NITRATE-N	29.112	98	1083	1	6.36
		CHLORIDE					
		NITRITE-N					
		BROMIDE					
1	7.86	NITRATE-N	29.112	98	1083	1	6.36
2	9.84	PHOSPHATE-P	58.468	93	2400	1	0.41
3	11.38	SULFATE	65.648	111	2925	1	-2.90
			---total(s)---				
	0.00		182.340		7491		

ICB

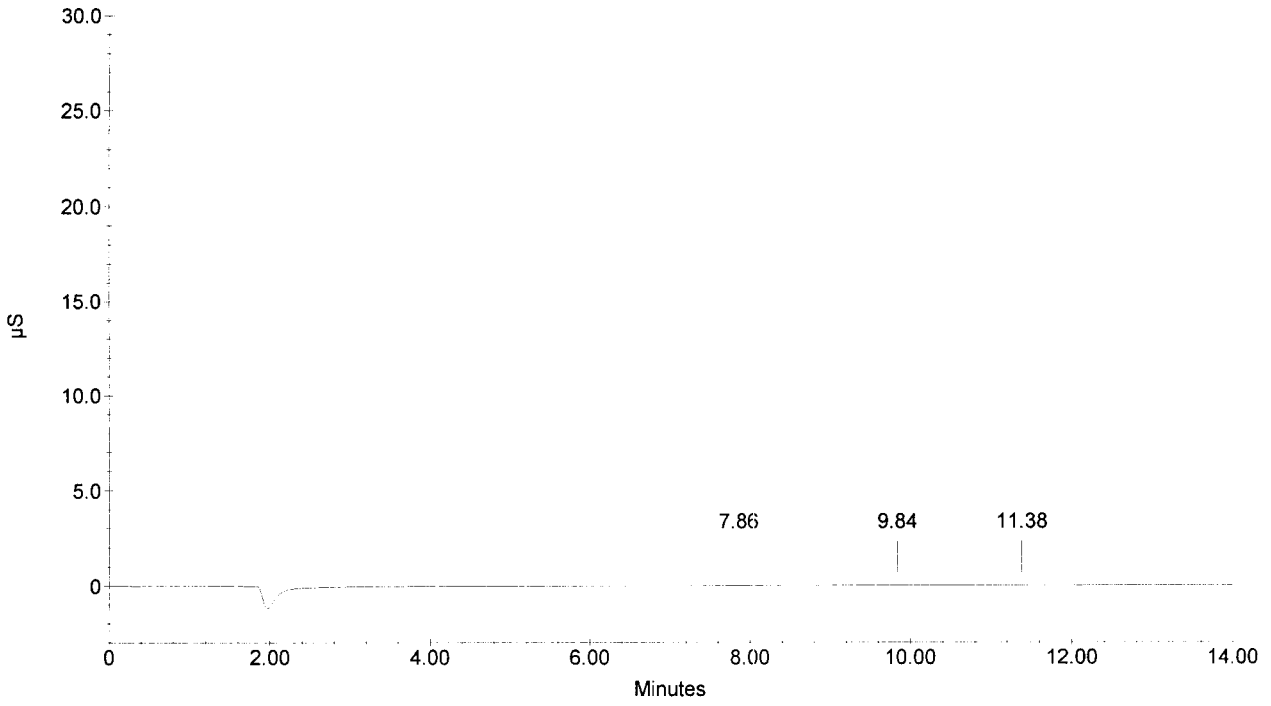

Sample Name : 297130 DF10
Dilution Factor : 10.00
Injection Number : 3
Data File Name : c:\peaknet\data\070628a\070628_003.DXD
Method File Name : c:\peaknet\method\anions070606.met
Schedule File Name : c:\peaknet\schedule\28jun07a.sch

Date Time Collected : 6/28/07 6:50:28 PM
System Name : Dx-500
Detector Name : Conductivity Detector
Column Type : AS14-SN#018097 AG14-#019940
System Operator : RSPIES

020117

Peak Information : All Components

Pk. Num	Ret Time	Component Name	Concentration (PPB)	Height	Area	Bl. Code	%Delta
1	3.02	FLUORIDE	996.252	1417	8820	1	-1.31
3	4.22	CHLORIDE	17677.083	31071	261901	1	-1.86
4	5.06	NITRITE-N	26910.184	79848	876127	1	-2.50
		BROMIDE					
5	7.46	NITRATE-N	4398.076	9493	148964	1	0.95
6	9.66	PHOSPHATE-P	758.885	195	4577	1	-1.43
7	11.40	SULFATE	55254.616	23849	577368	1	-2.73
			---total(s)---				
	0.00		105995.096		1877757		

297130 DF10

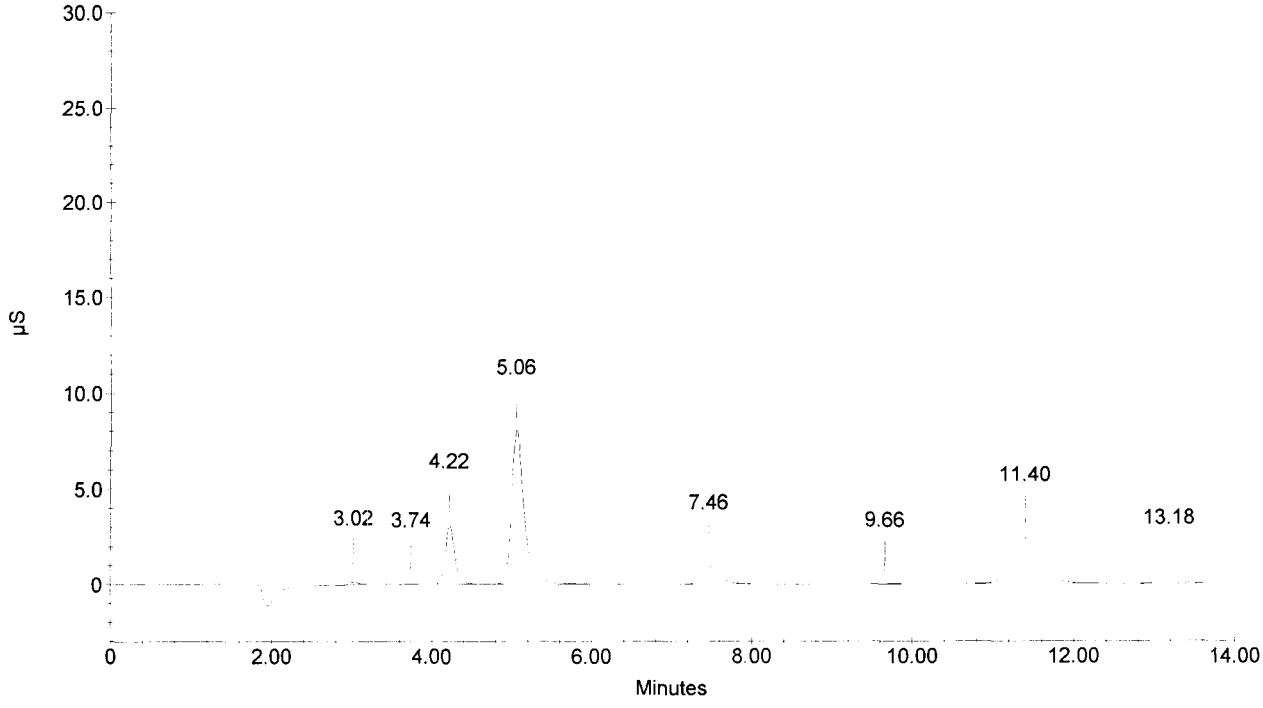

Sample Name : 297131 DF10
Dilution Factor : 10.00
Injection Number : 4
Data File Name : c:\peaknet\data\070628a\070628_004.DXD
Method File Name : c:\peaknet\method\anions070606.met
Schedule File Name : c:\peaknet\schedule\28jun07a.sch

Date Time Collected : 6/28/07 7:07:10 PM
System Name : Dx-500
Detector Name : Conductivity Detector
Column Type : AS14-SN#018097 AG14-#019940
System Operator : RSPIES

020118

Peak Information : All Components

Pk. Num	Ret Time	Component Name	Concentration (PPB)	Height	Area	Bl. Code	%Delta
1	3.01	FLUORIDE	845.435	886	5062	1	-1.63
4	4.21	CHLORIDE	16313.445	27847	241062	2	-2.09
5	5.05	NITRITE-N	13512.491	39241	428745	1	-2.70
		BROMIDE					
6	7.35	NITRATE-N	37404.388	91074	1414807	1	-0.54
7	9.64	PHOSPHATE-P	1254.370	450	10773	1	-1.63
8	11.40	SULFATE	75459.883	32964	796976	2	-2.73
			---total(s)---				
	0.00		144790.011		2897424		

297131 DF10

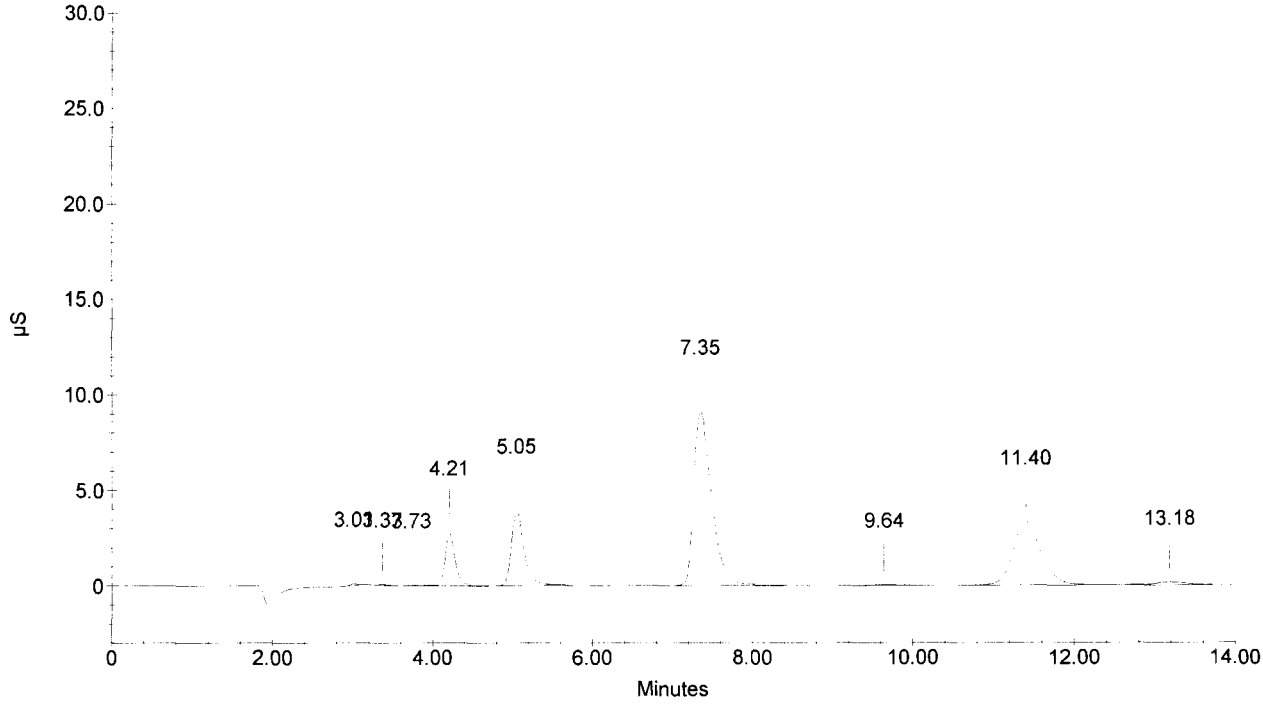

Sample Name : 297132 DF10
Dilution Factor : 10.00
Injection Number : 5
Data File Name : c:\peaknet\data\070628a\070628_005.DXD
Method File Name : c:\peaknet\method\anions070606.met
Schedule File Name : c:\peaknet\schedule\28jun07a.sch

Date Time Collected : 6/28/07 7:23:54 PM
System Name : Dx-500
Detector Name : Conductivity Detector
Column Type : AS14-SN#018097 AG14-#019940
System Operator : RSPIES

020119

Peak Information : All Components

Pk. Num	Ret Time	Component Name	Concentration (PPB)	Height	Area	Bl. Code	%Delta
1	3.00	FLUORIDE	1220.210	1403	14400	2	-1.96
3	4.20	CHLORIDE	16932.057	27023	250510	2	-2.33
4	5.04	NITRITE-N	3957.095	10729	118921	2	-2.89
		BROMIDE					
5	7.32	NITRATE-N	55101.948	137925	2154263	1	-0.95
6	9.66	PHOSPHATE-P	651.756	159	3238	1	-1.43
7	11.40	SULFATE	66958.067	29017	704081	2	-2.73
			---total(s)---				
	0.00		144821.134		3245413		

297132 DF10

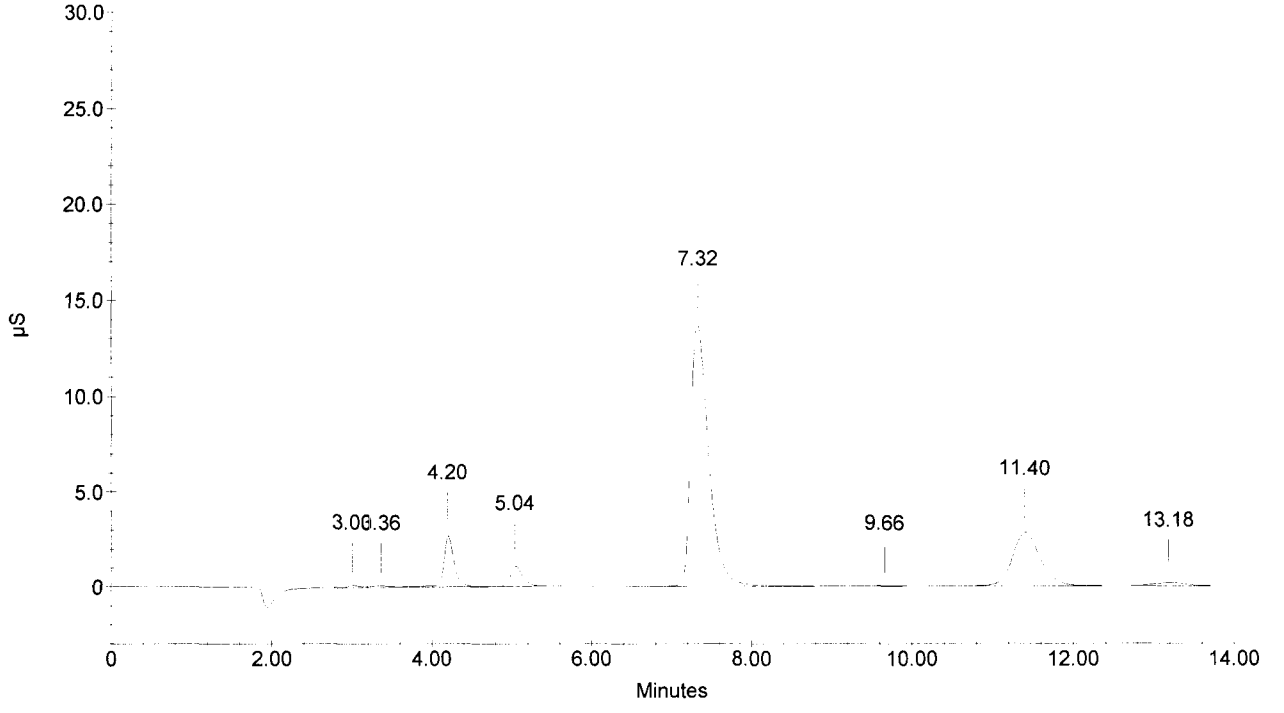

Sample Name : 297133 DF10
Dilution Factor : 10.00
Injection Number : 6
Data File Name : c:\peaknet\data\070628a\070628_006.DXD
Method File Name : c:\peaknet\method\anions070606.met
Schedule File Name : c:\peaknet\schedule\28jun07a.sch

Date Time Collected : 6/28/07 7:40:36 PM
System Name : Dx-500
Detector Name : Conductivity Detector
Column Type : AS14-SN#018097 AG14-#019940
System Operator : RSPIES

020120

Peak Information : All Components

Pk. Num	Ret Time	Component Name	Concentration (PPB)	Height	Area	Bl. Code	%Delta
1	3.00	FLUORIDE	941.899	1092	7466	1	-1.96
2	4.20	CHLORIDE	19513.284	32496	290029	2	-2.33
3	5.05	NITRITE-N BROMIDE	2617.421	6884	76102	2	-2.70
4	7.34	NITRATE-N	41911.816	102057	1598960	1	-0.68
5	9.58	PHOSPHATE-P	643.955	176	3140	1	-2.24
6	11.40	SULFATE	60851.511	26290	637799	1	-2.73
			---total(s)---				
	0.00		126479.886		2613496		

297133 DF10

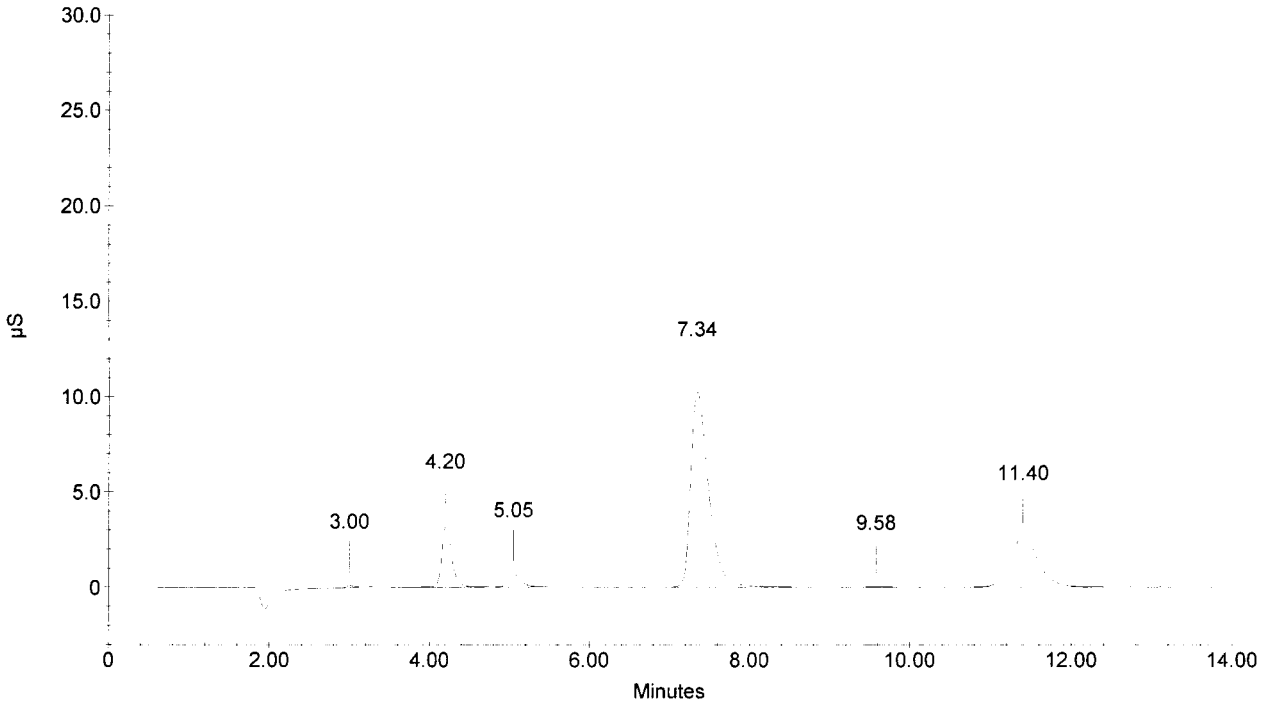

Sample Name : 297134 DF10
Dilution Factor : 10.00
Injection Number : 7
Data File Name : c:\peaknet\data\070628a\070628_007.DXD
Method File Name : c:\peaknet\method\anions070606.met
Schedule File Name : c:\peaknet\schedule\28jun07a.sch

Date Time Collected : 6/28/07 7:57:19 PM
System Name : Dx-500
Detector Name : Conductivity Detector
Column Type : AS14-SN#018097 AG14-#019940
System Operator : RSPIES

020121

Peak Information : All Components

Pk. Num	Ret Time	Component Name	Concentration (PPB)	Height	Area	Bl. Code	%Delta
1	3.01	FLUORIDE	876.045	910	5825	1	-1.63
4	4.21	CHLORIDE	17555.760	29524	260045	2	-2.09
5	5.05	NITRITE-N	24766.816	72137	803546	2	-2.70
		BROMIDE					
6	7.42	NITRATE-N	10042.350	22967	355538	1	0.41
7	9.60	PHOSPHATE-P	3233.122	1372	35556	3	-2.04
9	11.40	SULFATE	52574.897	22418	548540	2	-2.73
			---total(s)---				
	0.00		109048.991		2009051		

297134 DF10

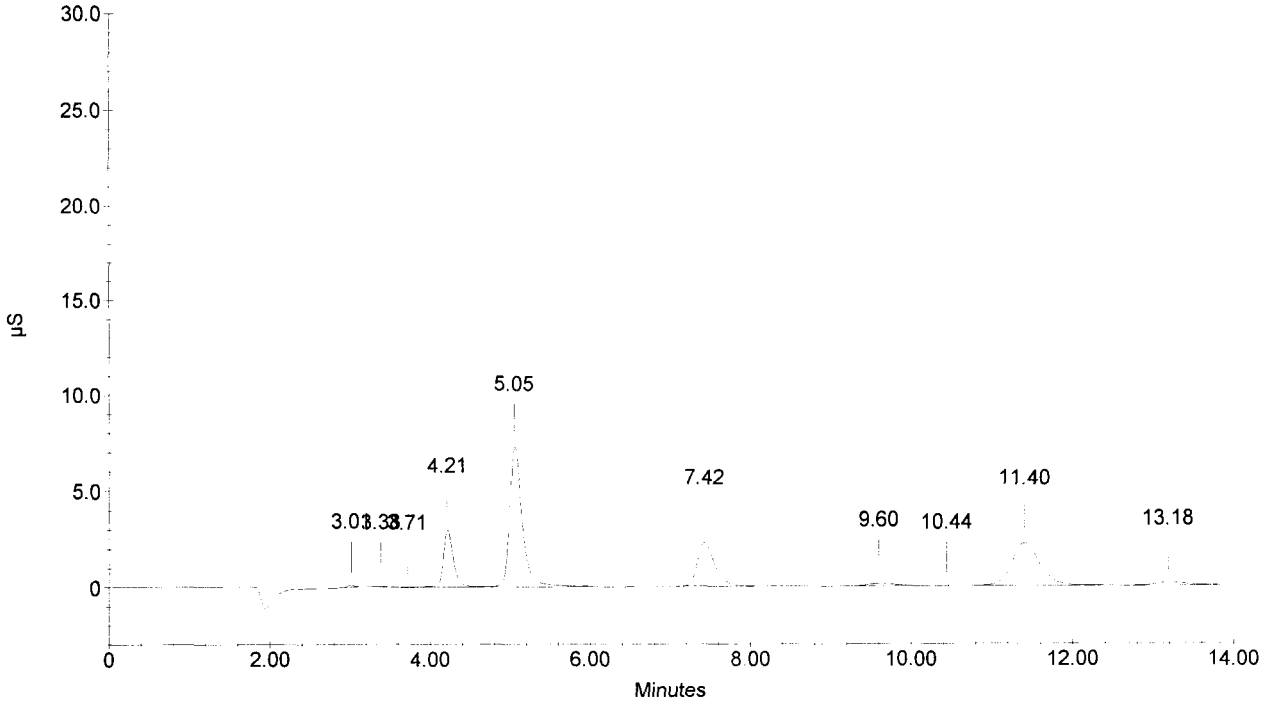

Sample Name : 297135 DF10
Dilution Factor : 10.00
Injection Number : 8
Data File Name : c:\peaknet\data\070628a\070628_008.DXD
Method File Name : c:\peaknet\method\anions070606.met
Schedule File Name : c:\peaknet\schedule\28jun07a.sch

Date Time Collected : 6/28/07 8:14:01 PM
System Name : Dx-500
Detector Name : Conductivity Detector
Column Type : AS14-SN#018097 AG14-#019940
System Operator : RSPIES

020122

Peak Information : All Components

Pk. Num	Ret Time	Component Name	Concentration (PPB)	Height	Area	Bl. Code	%Delta
1	3.00	FLUORIDE	987.836	1277	8610	1	-1.96
4	4.20	CHLORIDE	17865.880	30375	264789	2	-2.33
5	5.04	NITRITE-N	12150.025	34799	384095	2	-2.89
		BROMIDE					
6	7.33	NITRATE-N	46652.219	115106	1795694	1	-0.81
7	9.62	PHOSPHATE-P	1593.556	579	15017	1	-1.84
8	11.38	SULFATE	113425.599	50553	1220975	2	-2.90
			---total(s)---				
	0.00		192675.115		3689180		

297135 DF10

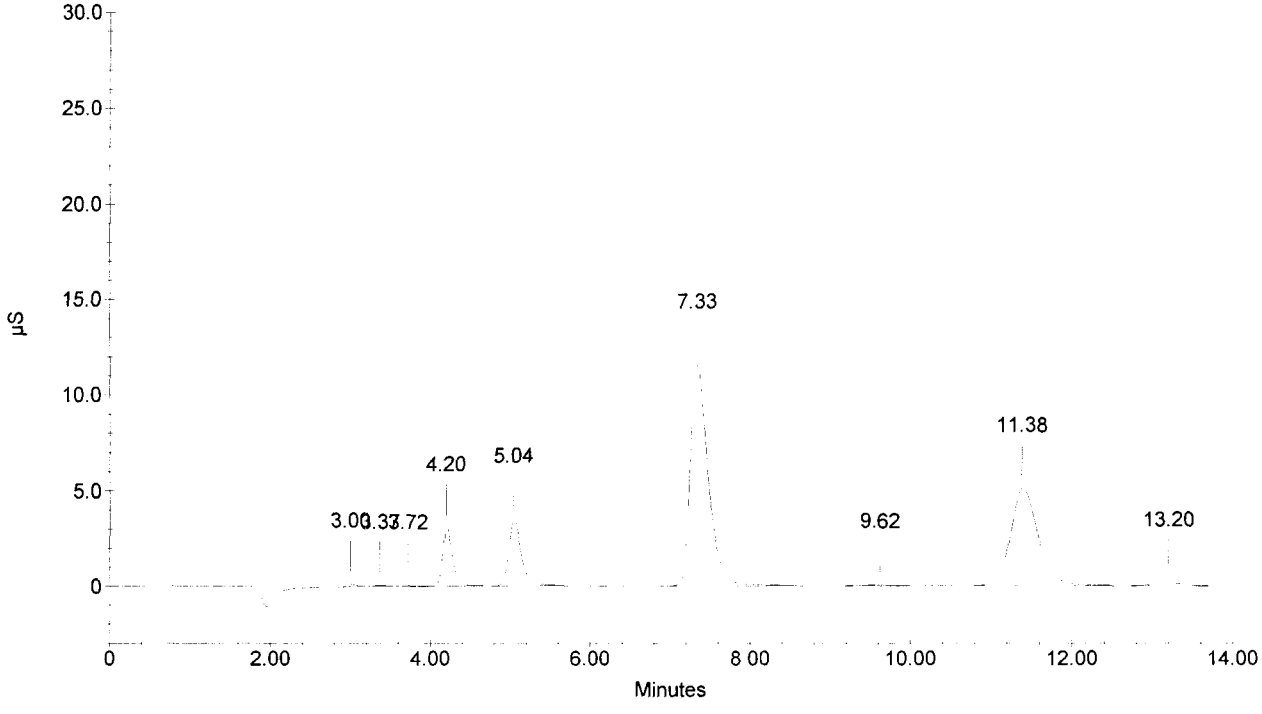

Sample Name : 297136 DF10
Dilution Factor : 10.00
Injection Number : 9
Data File Name : c:\peaknet\data\070628a\070628_009.DXD
Method File Name : c:\peaknet\method\anions070606.met
Schedule File Name : c:\peaknet\schedule\28jun07a.sch

Date Time Collected : 6/28/07 8:30:43 PM
System Name : Dx-500
Detector Name : Conductivity Detector
Column Type : AS14-SN#018097 AG14-#019940
System Operator : RSPIES

020123

Peak Information : All Components

Pk. Num	Ret Time	Component Name	Concentration (PPB)	Height	Area	Bl. Code	%Delta
1	3.00	FLUORIDE	1095.305	1546	11288	1	-1.96
3	4.21	CHLORIDE	33590.645	61453	508320	2	-2.09
4	5.05	NITRITE-N	4582.546	12632	138963	2	-2.70
		BROMIDE					
5	7.36	NITRATE-N	28232.875	67046	1048714	1	-0.41
6	9.62	PHOSPHATE-P	1056.075	384	8293	1	-1.84
7	11.40	SULFATE	55948.020	24212	584838	1	-2.73
			---total(s)---				
	0.00		124505.466		2300416		

297136 DF10

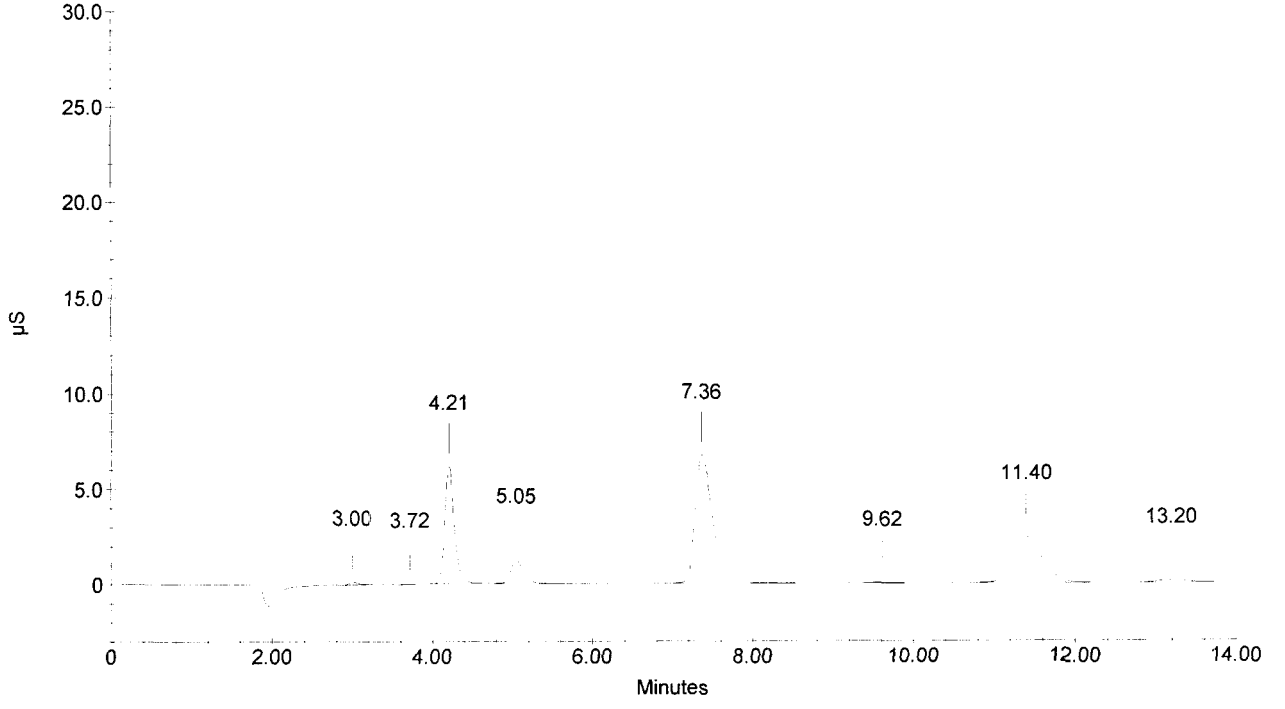

Sample Name : 297137 DF10
Dilution Factor : 10.00
Injection Number : 10
Data File Name : c:\peaknet\data\070628a\070628_010.DXD
Method File Name : c:\peaknet\method\anions070606.met
Schedule File Name : c:\peaknet\schedule\28jun07a.sch

Date Time Collected : 6/28/07 8:47:24 PM
System Name : Dx-500
Detector Name : Conductivity Detector
Column Type : AS14-SN#018097 AG14-#019940
System Operator : RSPIES

020124

Peak Information : All Components

Pk. Num	Ret Time	Component Name	Concentration (PPB)	Height	Area	Bl. Code	%Delta
1	3.00	FLUORIDE	1001.277	1186	8945	1	-1.96
3	4.20	CHLORIDE	5043.199	8192	70432	2	-2.33
		NITRITE-N					
4	6.32	BROMIDE	533.213	154	1491	1	-1.71
5	7.43	NITRATE-N	3978.072	8548	133748	1	0.54
		PHOSPHATE-P					
6	11.40	SULFATE	20842.559	8440	212230	1	-2.73
			---total(s)---				
	0.00		31398.320		426847		

297137 DF10

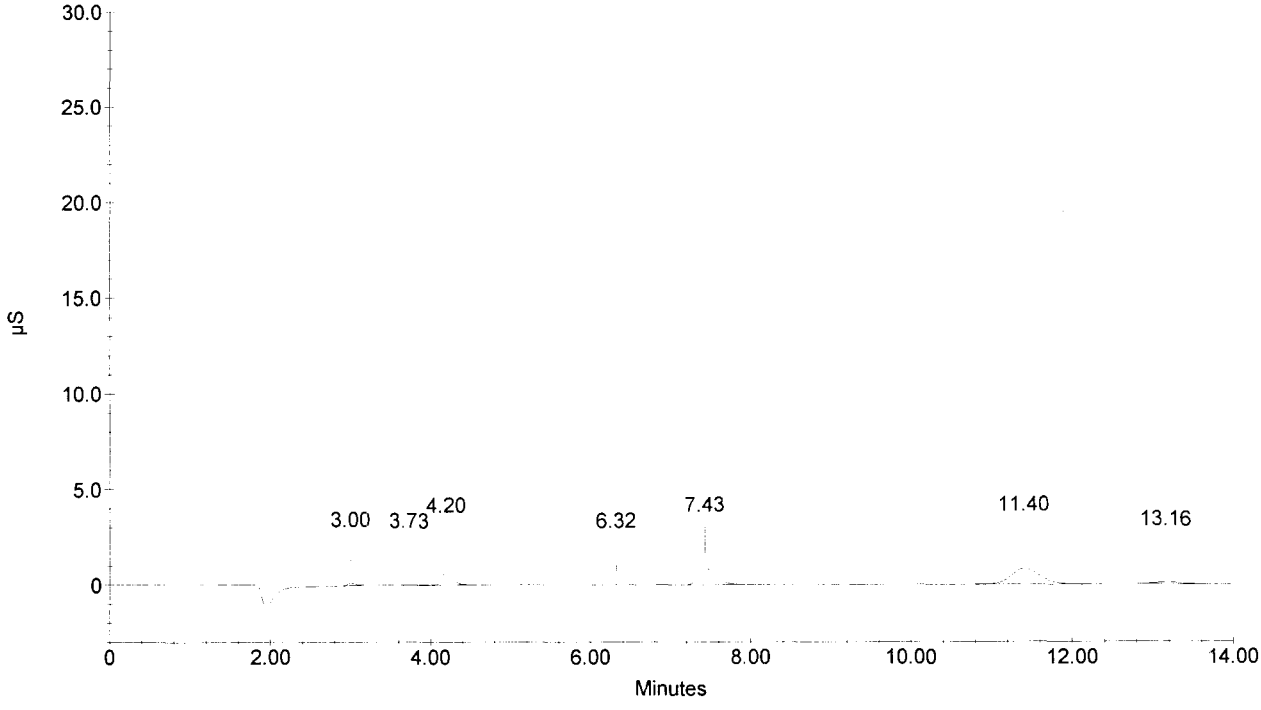

Sample Name : 297138 DF10
Dilution Factor : 10.00
Injection Number : 11
Data File Name : c:\peaknet\data\070628a\070628_011.DXD
Method File Name : c:\peaknet\method\anions070606.met
Schedule File Name : c:\peaknet\schedule\28jun07a.sch

Date Time Collected : 6/28/07 9:04:07 PM
System Name : Dx-500
Detector Name : Conductivity Detector
Column Type : AS14-SN#018097 AG14-#019940
System Operator : RSPIES

020125

Peak Information : All Components

Pk. Num	Ret Time	Component Name	Concentration (PPB)	Height	Area	Bl. Code	%Delta
1	3.00	FLUORIDE	1143.003	2187	12476	1	-1.96
3	4.20	CHLORIDE	10557.191	18075	153560	1	-2.33
		NITRITE-N					
4	6.32	BROMIDE	957.890	352	4099	1	-1.71
5	7.40	NITRATE-N	11315.771	25877	402688	1	0.14
		PHOSPHATE-P					
6	11.40	SULFATE	62030.719	25800	650570	1	-2.73
			---total(s)---				
	0.00		86004.574		1223393		

297138 DF10

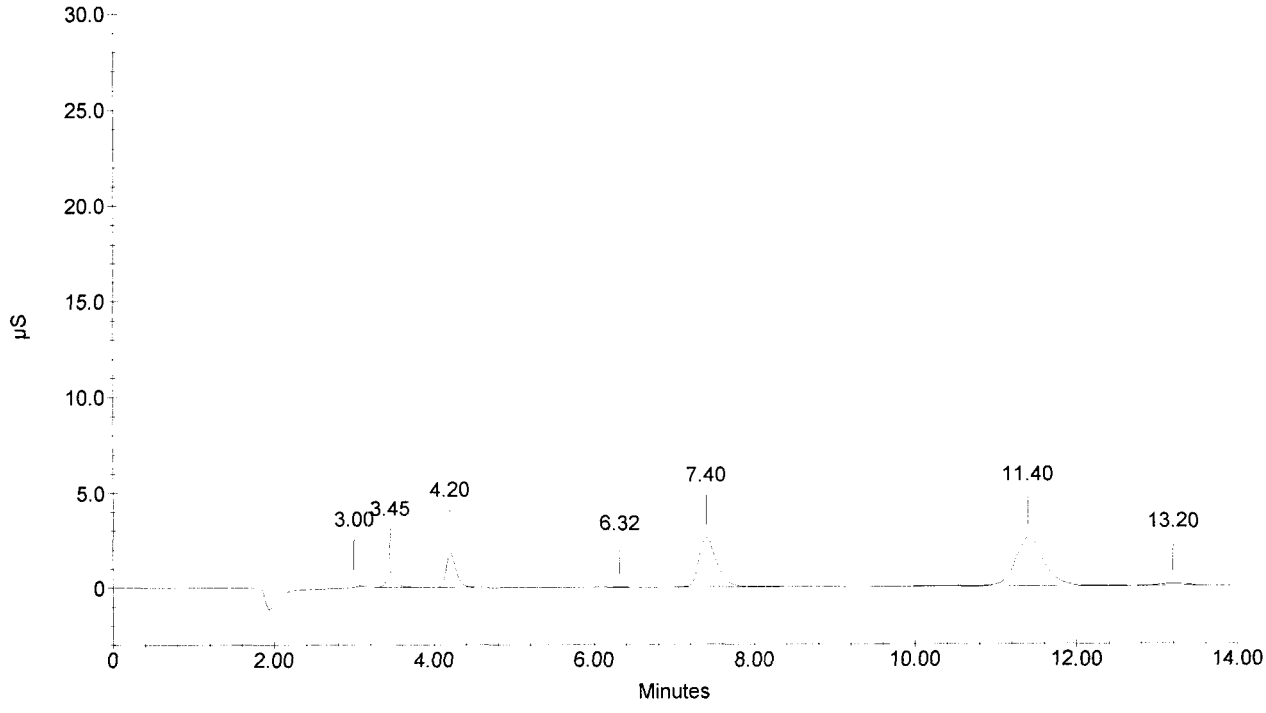

Sample Name : 297139 DF10
Dilution Factor : 10.00
Injection Number : 12
Data File Name : c:\peaknet\data\070628a\070628_012.DXD
Method File Name : c:\peaknet\method\anions070606.met
Schedule File Name : c:\peaknet\schedule\28jun07a.sch

Date Time Collected : 6/28/07 9:20:50 PM
System Name : Dx-500
Detector Name : Conductivity Detector
Column Type : AS14-SN#018097 AG14-#019940
System Operator : RSPIES

020126

Peak Information : All Components

Pk. Num	Ret Time	Component Name	Concentration (PPB)	Height	Area	Bl. Code	%Delta
1	3.00	FLUORIDE	1399.666	3377	18872	1	-1.96
3	4.20	CHLORIDE	24391.014	43394	365131	2	-2.33
4	4.97	NITRITE-N	346.548	264	3869	2	-4.24
5	6.32	BROMIDE	1210.335	482	5649	1	-1.71
6	7.40	NITRATE-N	12986.602	30013	464859	1	0.14
		PHOSPHATE-P					
7	11.38	SULFATE	78554.841	32693	830974	2	-2.90
			---total(s)---				
	0.00		118889.007		1689353		

297139 DF10

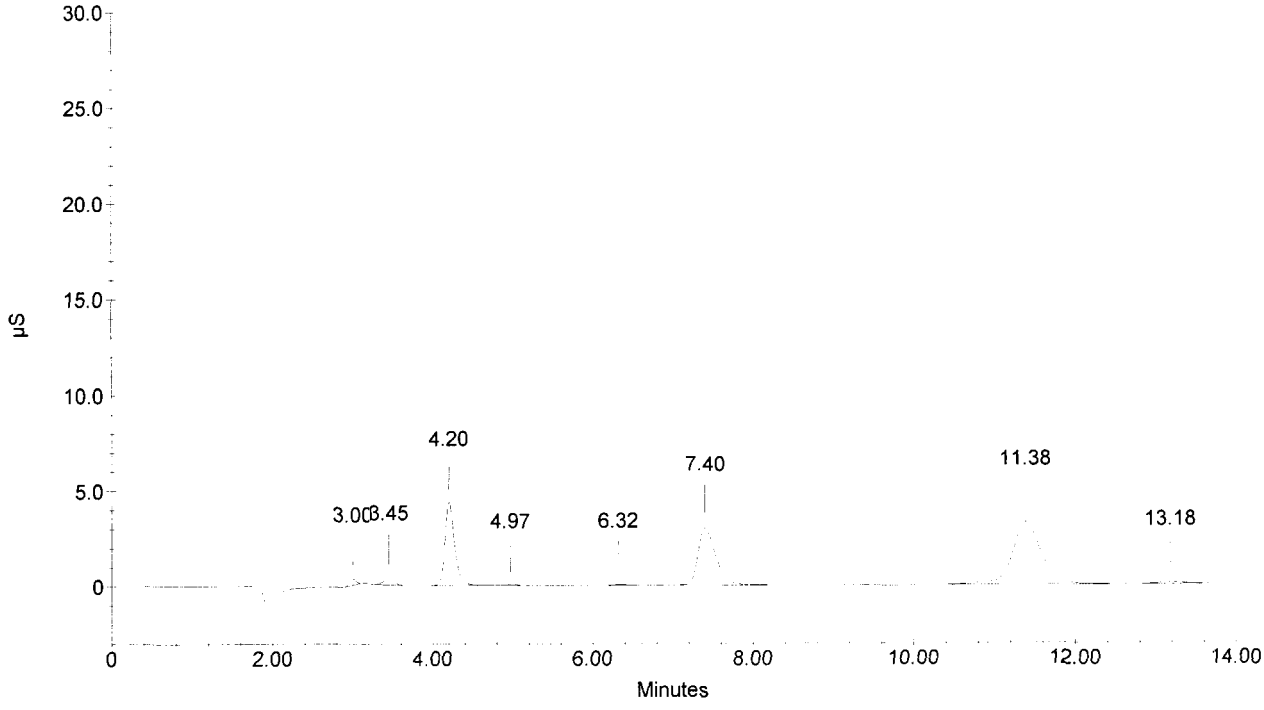

Sample Name : CCV
Dilution Factor : 20.00
Injection Number : 13
Data File Name : ...\070628_013.DXD
Method File Name : c:\peaknet\method\anions070606.met
Schedule File Name : c:\peaknet\schedule\28jun07a.sch

Date Time Collected : 6/28/07 9:37:32 PM
System Name : Dx-500
Detector Name : Conductivity Detector
Column Type : AS14-SN#018097 AG14-#019940
System Operator : RSPIES

020127

Peak Information : All Components

Pk. Num	Ret Time	Component Name	Concentration (PPB)	Height	Area	Bl. Code	%Delta
1	3.01	FLUORIDE	101724.281	173511	1270117	1	-1.63
2	4.22	CHLORIDE	210582.166	209698	1704304	2	-1.86
3	5.05	NITRITE-N	111122.673	170740	1881548	2	-2.70
4	6.28	BROMIDE	416044.301	114525	1417724	2	-2.33
5	7.34	NITRATE-N	93791.665	114834	1805890	2	-0.68
6	9.54	PHOSPHATE-P	203136.942	61899	1359084	2	-2.65
7	11.36	SULFATE	418082.824	99695	2365560	2	-3.07
	0.00		---total(s)--- 1554484.852		11804227		

CCV

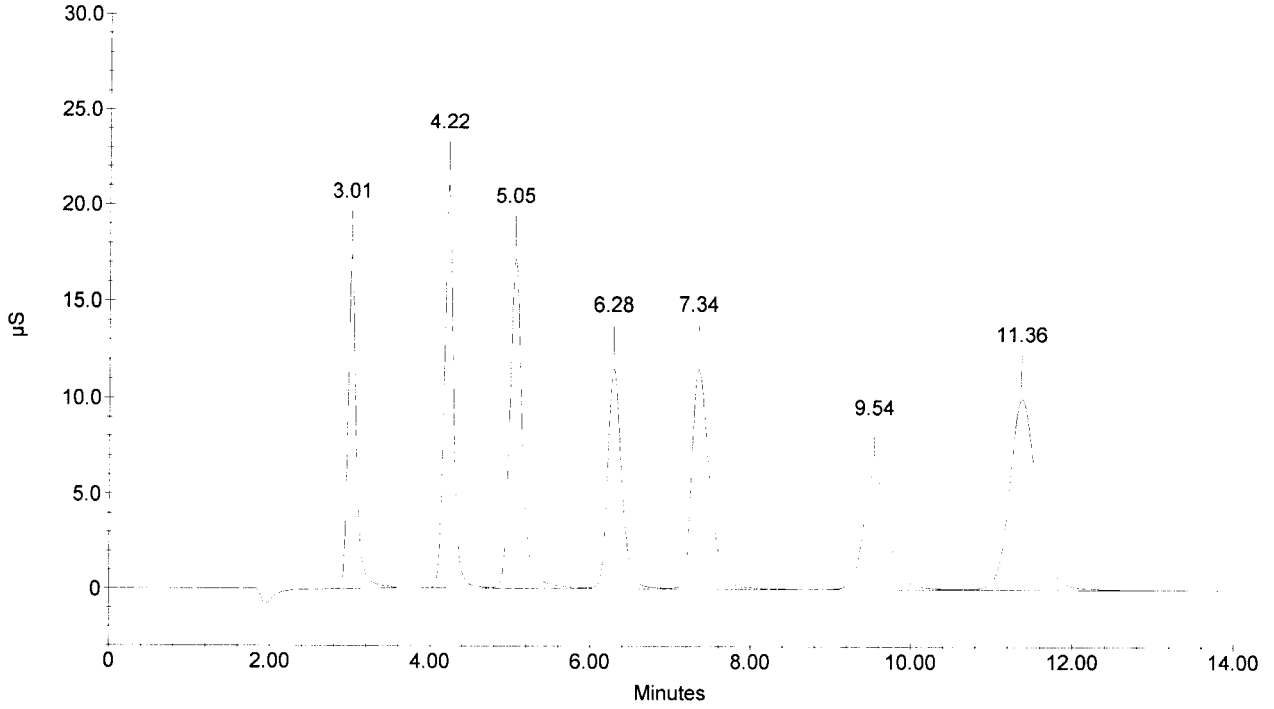

Sample Name : CCB
Dilution Factor : 1.00
Injection Number : 14
Data File Name : c:\peaknet\data\070628a\070628_014.DXD
Method File Name : c:\peaknet\method\anions070606.met
Schedule File Name : c:\peaknet\schedule\28jun07a.sch

Date Time Collected : 6/28/07 9:54:16 PM
System Name : Dx-500
Detector Name : Conductivity Detector
Column Type : AS14-SN#018097 AG14-#019940
System Operator : RSPIES

020128

Peak Information : All Components

Pk. Num	Ret Time	Component Name	Concentration (PPB)	Height	Area	Bl. Code	%Delta
1	3.77	CHLORIDE NITRITE-N BROMIDE NITRATE-N	0.000	204	2697	1	
2	9.68	PHOSPHATE-P SULFATE	57.402	113	2266	1	-1.22
	0.00		---total(s)--- 57.402		4963		

CCB

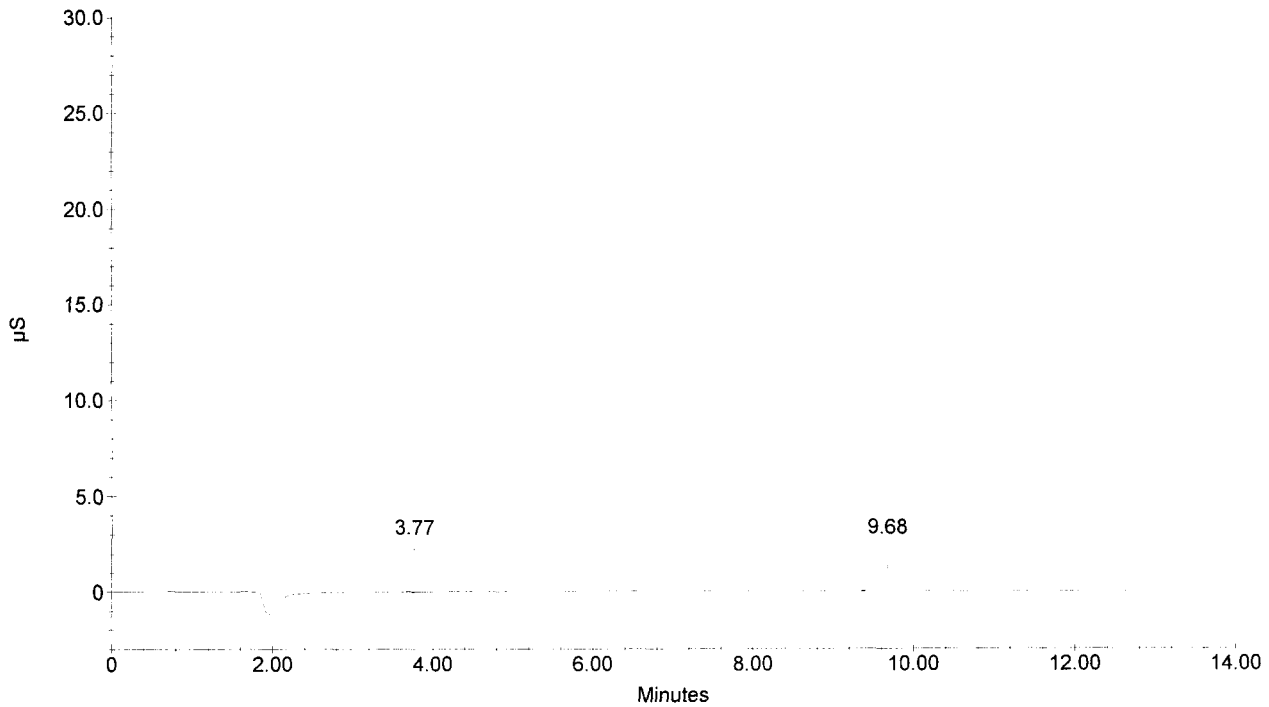

Sample Name : 297140 DF10
Dilution Factor : 10.00
Injection Number : 15
Data File Name : c:\peaknet\data\070628a\070628_015.DXD
Method File Name : c:\peaknet\method\anions070606.met
Schedule File Name : c:\peaknet\schedule\28jun07a.sch

Date Time Collected : 6/28/07 10:10:55 PM
System Name : Dx-500
Detector Name : Conductivity Detector
Column Type : AS14-SN#018097 AG14-#019940
System Operator : RSPIES

020129

Peak Information : All Components

Pk. Num	Ret Time	Component Name	Concentration (PPB)	Height	Area	Bl. Code	%Delta
1	3.00	FLUORIDE	1899.758	4402	31337	2	-1.96
4	4.20	CHLORIDE	24443.490	43352	365942	1	-2.33
5	5.04	NITRITE-N	289.861 RSS 7/8/07	219	2071	1	-2.89
6	6.33	BROMIDE	3110.608	1388	17331	1	-1.56
7	7.42	NITRATE-N	7673.994	17101	268383	1	0.41
8	9.24	PHOSPHATE-P	698.337	145	3820	2	-5.71
9	11.38	SULFATE	100634.662	42234	1076400	2	-2.90
			---total(s)---				
	0.00		138750.710		1765284		

297140 DF10

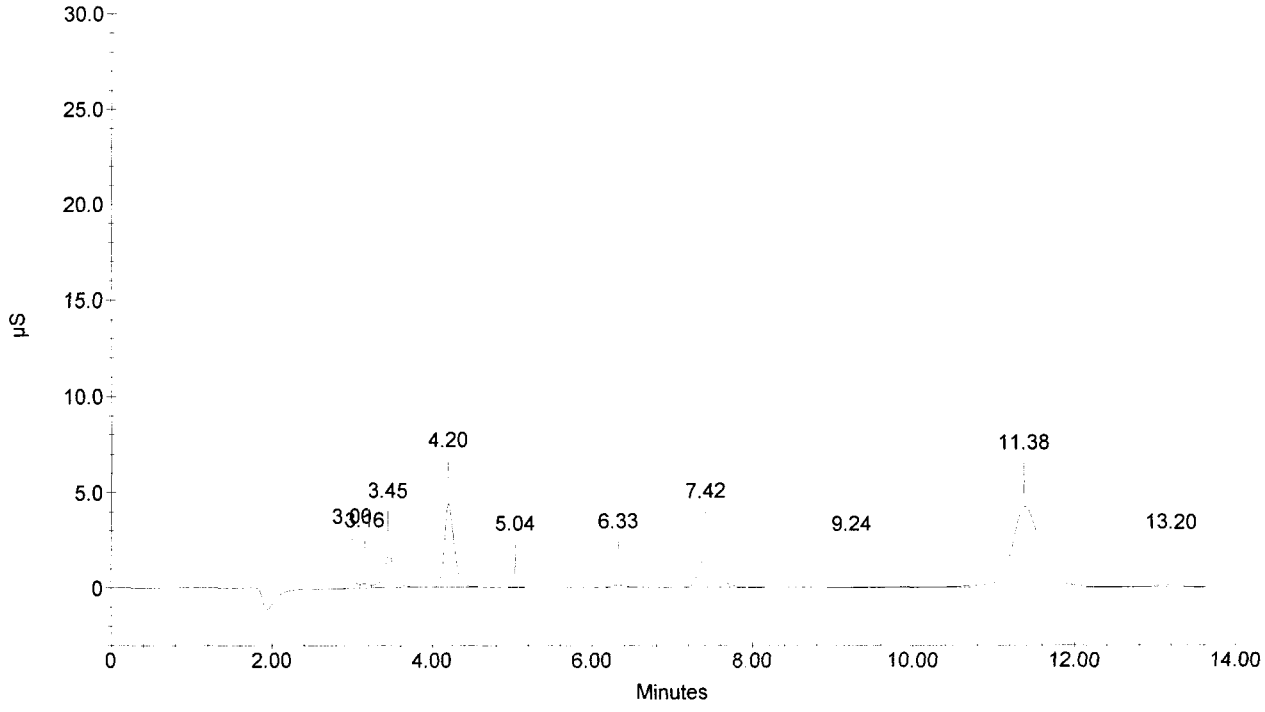

Sample Name : 297141 DF10
Dilution Factor : 10.00
Injection Number : 16
Data File Name : c:\peaknet\data\070628a\070628_016.DXD
Method File Name : c:\peaknet\method\anions070606.met
Schedule File Name : c:\peaknet\schedule\28jun07a.sch

Date Time Collected : 6/28/07 10:27:36 PM
System Name : Dx-500
Detector Name : Conductivity Detector
Column Type : AS14-SN#018097 AG14-#019940
System Operator : RSPIES

020130

Peak Information : All Components

Pk. Num	Ret Time	Component Name	Concentration (PPB)	Height	Area	Bl. Code	%Delta
1	3.00	FLUORIDE	1162.768	1659	12969	1	-1.96
2	4.21	CHLORIDE	22002.536	37849	328286	2	-2.09
3	5.05	NITRITE-N BROMIDE	3879.812	10766	116447	2	-2.70
4	7.35	NITRATE-N	41074.440	100404	1564535	1	-0.54
5	9.60	PHOSPHATE-P	777.267	228	4807	1	-2.04
6	11.40	SULFATE	76910.627	33984	812900	1	-2.73
			---total(s)---				
	0.00		145807.450		2839943		

297141 DF10

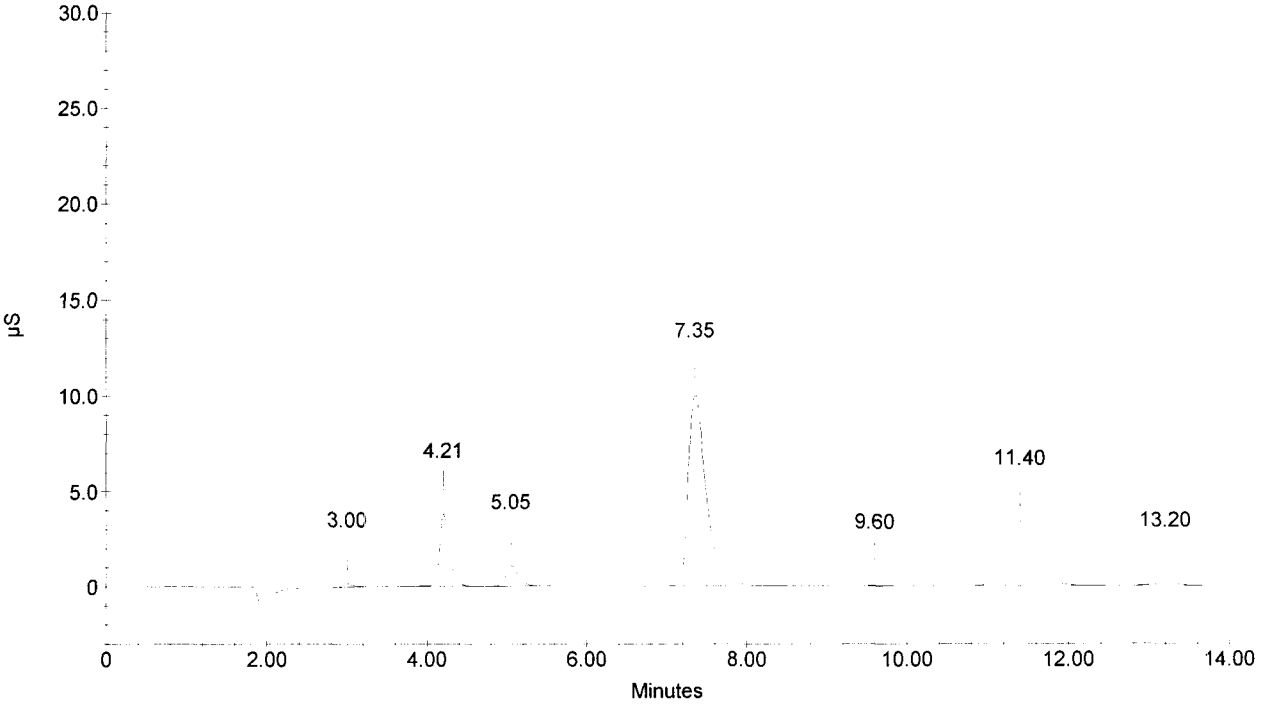

Sample Name : CCV
Dilution Factor : 20.00
Injection Number : 17
Data File Name : c:\peaknet\data\070628a\070628_017.DXD
Method File Name : c:\peaknet\method\anions070606.met
Schedule File Name : c:\peaknet\schedule\28jun07a.sch

Date Time Collected : 6/28/07 10:44:18 PM
System Name : Dx-500
Detector Name : Conductivity Detector
Column Type : AS14-SN#018097 AG14-#019940
System Operator : RSPIES

020131

Peak Information : All Components

Pk. Num	Ret Time	Component Name	Concentration (PPB)	Height	Area	Bl. Code	%Delta
1	3.00	FLUORIDE	98832.676	168254	1233000	1	-1.96
2	4.21	CHLORIDE	204816.595	203624	1653080	2	-2.09
3	5.04	NITRITE-N	110914.591	171824	1877785	2	-2.89
4	6.26	BROMIDE	404230.686	111436	1372508	2	-2.64
5	7.32	NITRATE-N	91485.132	112698	1757697	2	-0.95
6	9.52	PHOSPHATE-P	198706.250	60495	1326972	2	-2.86
7	11.34	SULFATE	410854.618	97144	2320003	2	-3.24
	0.00		---total(s)--- 1519840.547		11541044		

CCV

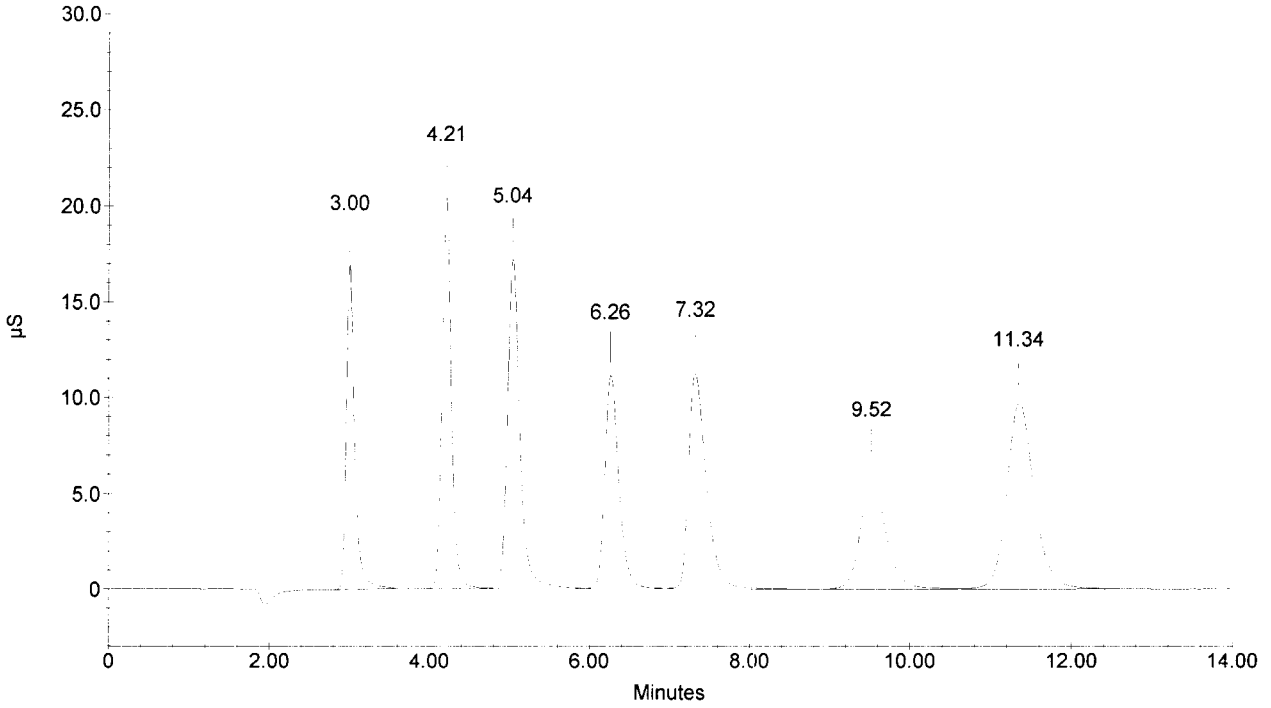

Sample Name : CCB
Dilution Factor : 1.00
Injection Number : 18
Data File Name : c:\peaknet\data\070628a\070628_018.DXD
Method File Name : c:\peaknet\method\anions070606.met
Schedule File Name : c:\peaknet\schedule\28jun07a.sch

Date Time Collected : 6/28/07 11:01:00 PM
System Name : Dx-500
Detector Name : Conductivity Detector
Column Type : AS14-SN#018097 AG14-#019940
System Operator : RSPIES

020132

Peak Information : All Components

Pk. Num	Ret Time	Component Name	Concentration (PPB)	Height	Area	Bl. Code	%Delta
1	3.76	CHLORIDE NITRITE-N BROMIDE NITRATE-N	0.000	203	2857	1	
2	10.02	PHOSPHATE-P SULFATE	84.119	83	5606	1	2.24
	0.00		---total(s)--- 84.119		8463		

CCB

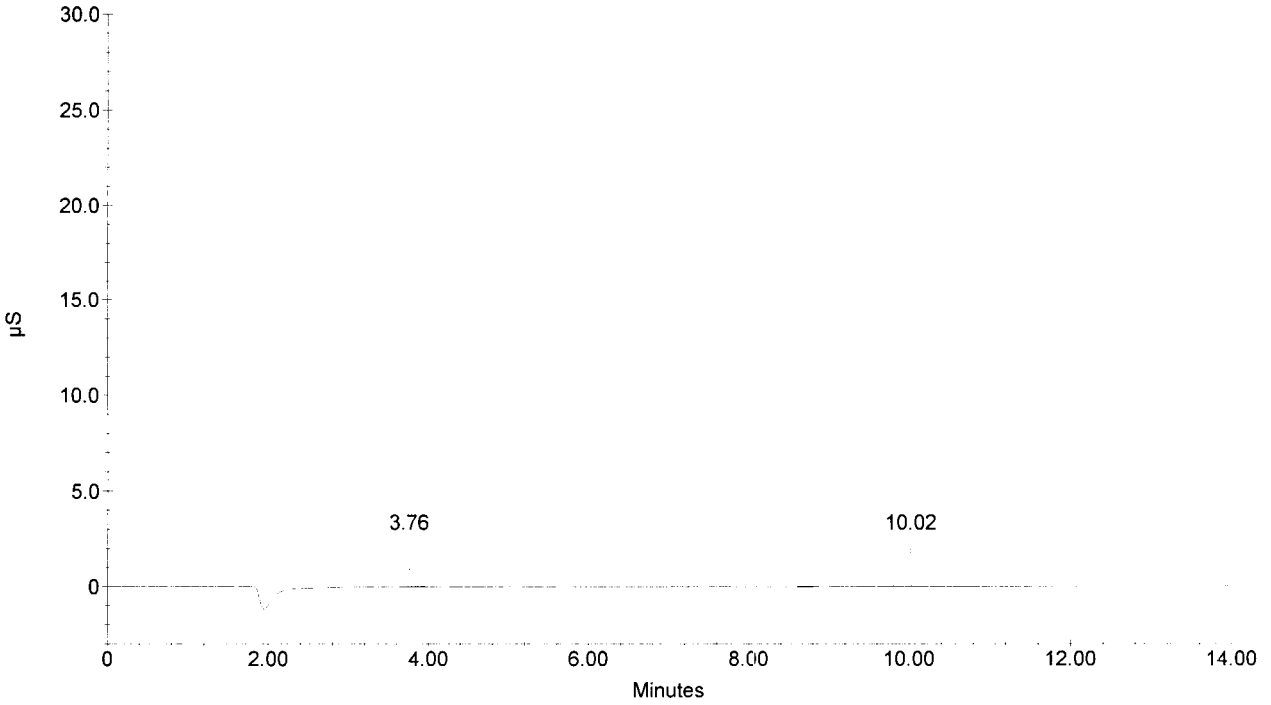

Sample Name : PB DF100
Dilution Factor : 100.00
Injection Number : 19
Data File Name : c:\peaknet\data\070628a\070628_019.DXD
Method File Name : c:\peaknet\method\anions070606.met
Schedule File Name : c:\peaknet\schedule\28jun07a.sch

Date Time Collected : 6/28/07 11:17:39 PM
System Name : Dx-500
Detector Name : Conductivity Detector
Column Type : AS14-SN#018097 AG14-#019940
System Operator : RSPIES

020133

Peak Information : All Components

Pk. Num	Ret Time	Component Name	Concentration (PPB)	Height	Area	Bl. Code	%Delta
1	4.21	CHLORIDE	8153.542	188	7143	1	-2.09
1	4.21	CHLORIDE	8153.542	188	7143	1	-2.09
		NITRITE-N					
		BROMIDE					
		NITRATE-N					
		PHOSPHATE-P					
		SULFATE					
			---total(s)---				
	0.00		16307.083		14286		

PB DF100

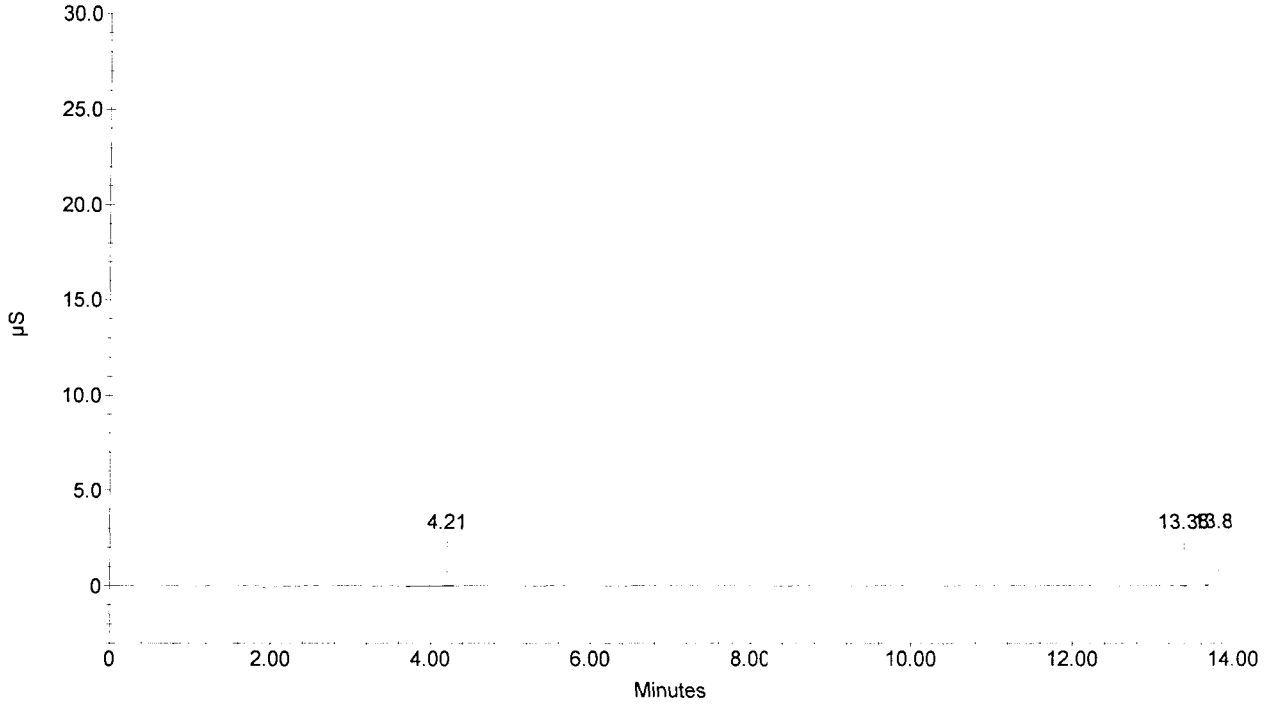

Sample Name : 300279 DF100
Dilution Factor : 100.00
Injection Number : 20
Data File Name : c:\peaknet\data\070628a\070628_020.DXD
Method File Name : c:\peaknet\method\anions070606.met
Schedule File Name : c:\peaknet\schedule\28jun07a.sch

Date Time Collected : 6/28/07 11:34:21 PM
System Name : Dx-500
Detector Name : Conductivity Detector
Column Type : AS14-SN#018097 AG14-#019940
System Operator : RSPIES

020134

Peak Information : All Components

Pk. Num	Ret Time	Component Name	Concentration (PPB)	Height	Area	Bl. Code	%Delta
1	2.99	FLUORIDE	312173.659	99867	768637	1	-2.29
2	3.92	CHLORIDE	5367.668	185	2986	1	-8.84
		NITRITE-N					
		BROMIDE					
		NITRATE-N					
		PHOSPHATE-P					
3	11.36	SULFATE	819719.760	35552	868624	1	-3.07
			---total(s)---				
	0.00		1137261.086		1640247		

300279 DF100

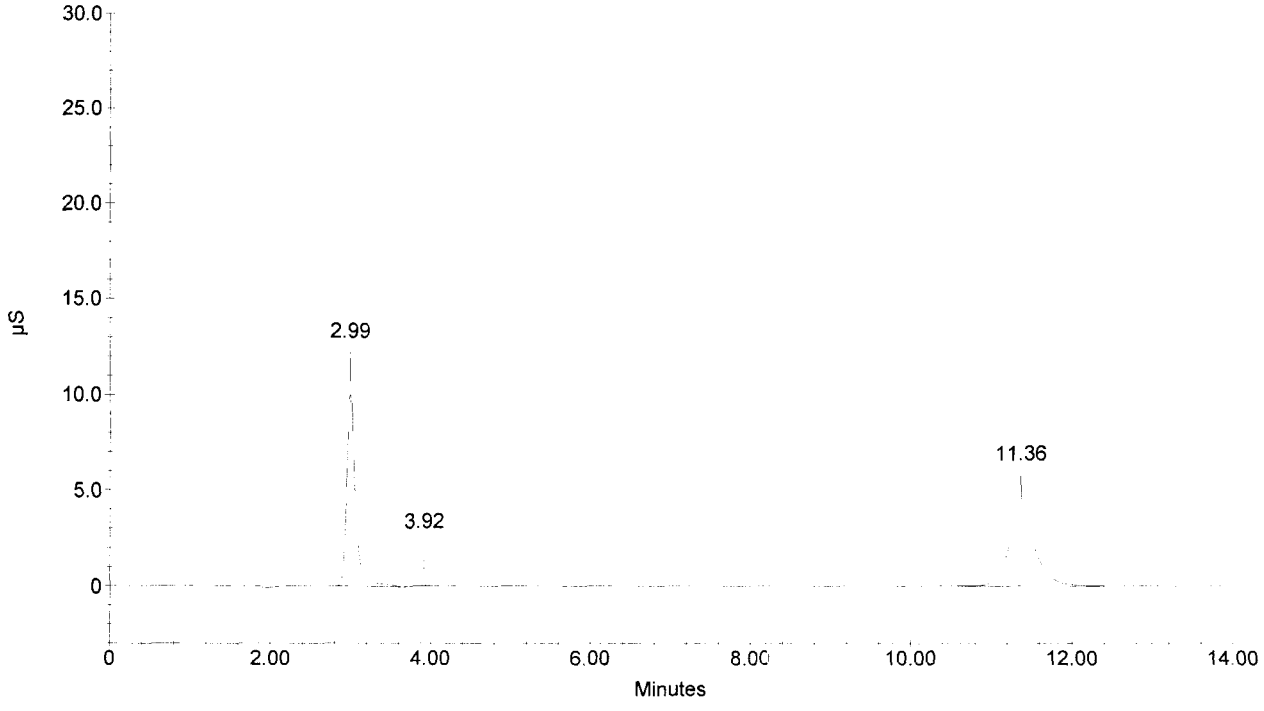

Sample Name : 300279 DF100 D
Dilution Factor : 100.00
Injection Number : 21
Data File Name : c:\peaknet\data\070628a\070628_021.DXD
Method File Name : c:\peaknet\method\anions070606.met
Schedule File Name : c:\peaknet\schedule\28jun07a.sch

Date Time Collected : 6/28/07 11:51:01 PM
System Name : Dx-500
Detector Name : Conductivity Detector
Column Type : AS14-SN#018097 AG14-#019940
System Operator : RSPIES

020135

Peak Information : All Components

Pk. Num	Ret Time	Component Name	Concentration (PPB)	Height	Area	Bl. Code	%Delta
1	2.99	FLUORIDE	313666.020	99607	772424	1	-2.29
2	4.18	CHLORIDE	9706.003	250	9460	1	-2.79
		NITRITE-N					
		BROMIDE					
		NITRATE-N					
		PHOSPHATE-P					
3	11.36	SULFATE	841246.096	36372	892403	1	-3.07
			---total(s)---				
	0.00		1164618.119		1674287		

300279 DF100 D

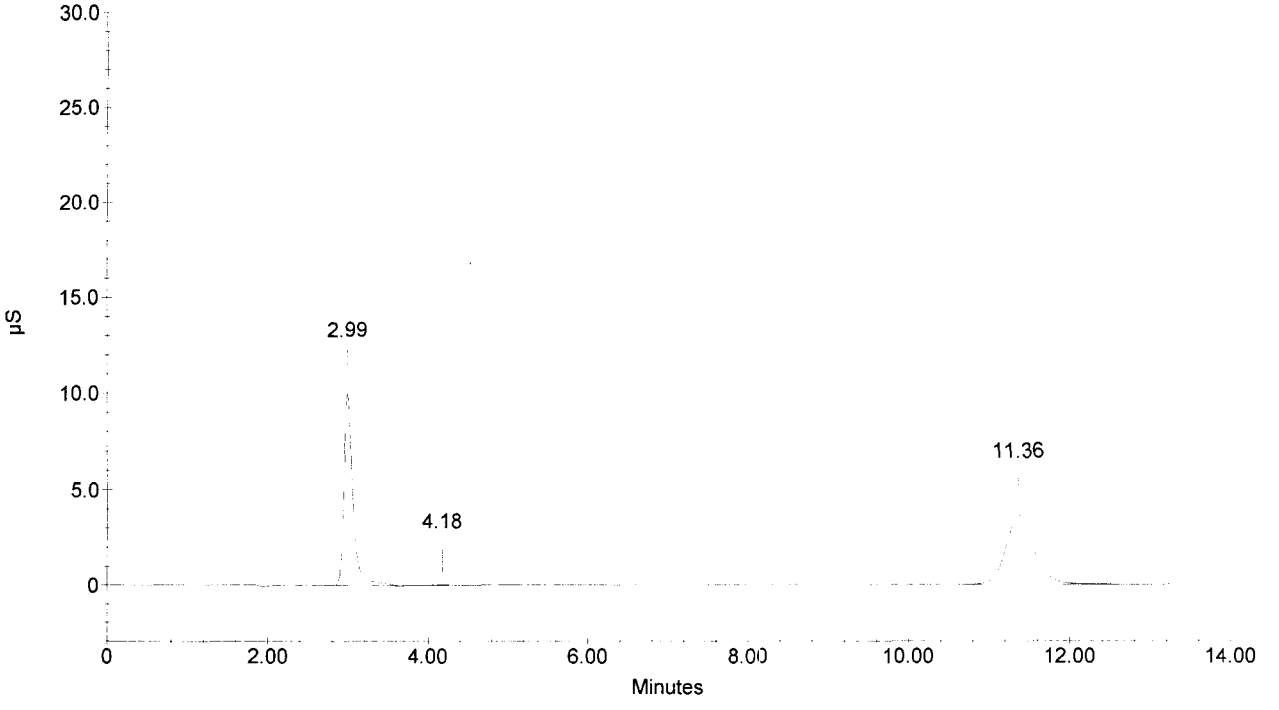

Sample Name : 300279 DF100 S
Dilution Factor : 100.00
Injection Number : 22
Data File Name : c:\peaknet\data\070628a\070628_022.DXD
Method File Name : c:\peaknet\method\anions070606.met
Schedule File Name : c:\peaknet\schedule\28jun07a.sch

Date Time Collected : 6/29/07 12:07:43 AM
System Name : Dx-500
Detector Name : Conductivity Detector
Column Type : AS14-SN#018097 AG14-#019940
System Operator : RSPIES

020136

Peak Information : All Components

Pk. Num	Ret Time	Component Name	Concentration (PPB)	Height	Area	Bl. Code	%Delta
1	2.99	FLUORIDE	409798.115	131549	1017083	1	-2.29
2	4.19	CHLORIDE	195471.982	32375	290549	1	-2.56
		NITRITE-N					
3	6.29	BROMIDE	393745.460	19126	244105	1	-2.18
4	7.40	NITRATE-N	88684.890	19753	312254	1	0.14
5	9.54	PHOSPHATE-P	189738.082	10291	235006	1	-2.65
6	11.36	SULFATE	1220703.346	54632	1319726	1	-3.07
			---total(s)---				
	0.00		2498141.875		3418724		

300279 DF100 S

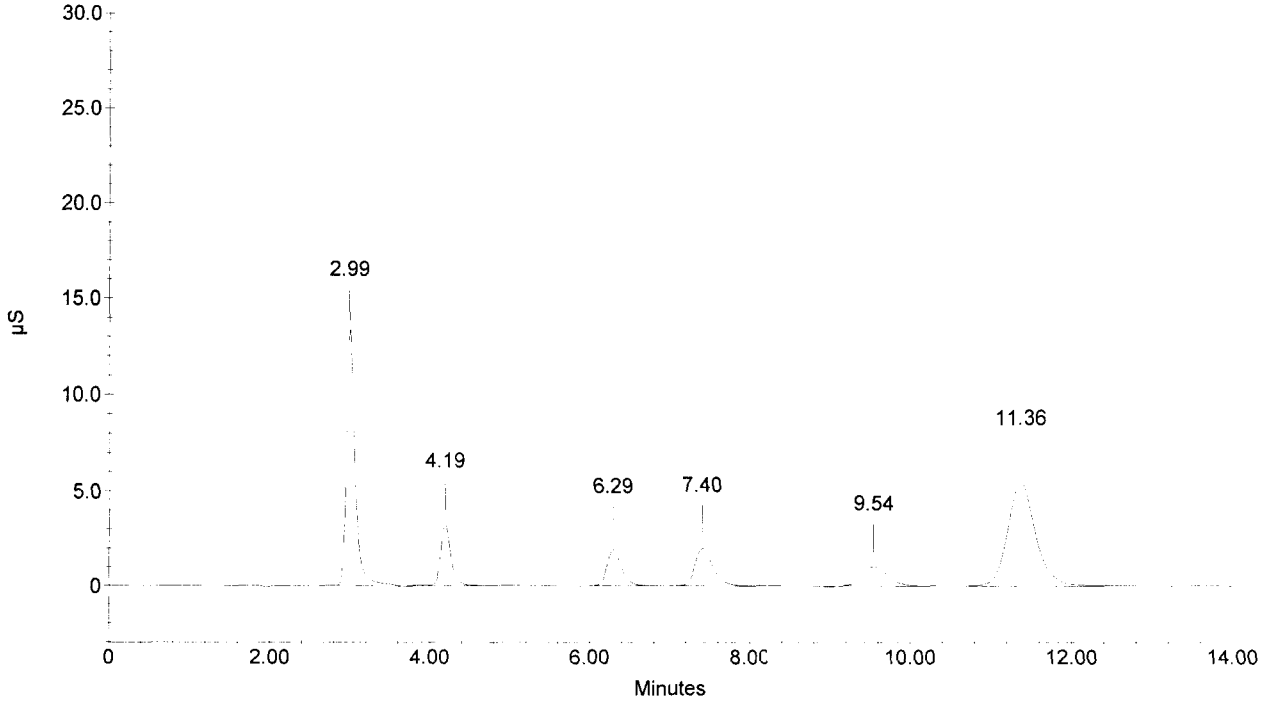

Sample Name : 300280 DF100
Dilution Factor : 100.00
Injection Number : 23
Data File Name : c:\peaknet\data\070628a\070628_023.DXD
Method File Name : c:\peaknet\method\anions070606.met
Schedule File Name : c:\peaknet\schedule\28jun07a.sch

Date Time Collected : 6/29/07 12:24:24 AM
System Name : Dx-500
Detector Name : Conductivity Detector
Column Type : AS14-SN#018097 AG14-#019940
System Operator : RSPIES

020137

Peak Information : All Components

Pk. Num	Ret Time	Component Name	Concentration (PPB)	Height	Area	Bl. Code	%Delta
1	2.99	FLUORIDE	271052.173	85809	664432	1	-2.29
2	4.19	CHLORIDE	7657.555	238	6403	1	-2.56
		NITRITE-N					
		BROMIDE					
		NITRATE-N					
		PHOSPHATE-P					
3	11.36	SULFATE	875540.424	38252	930386	1	-3.07
			---total(s)---				
	0.00		1154250.153		1601221		

300280 DF100

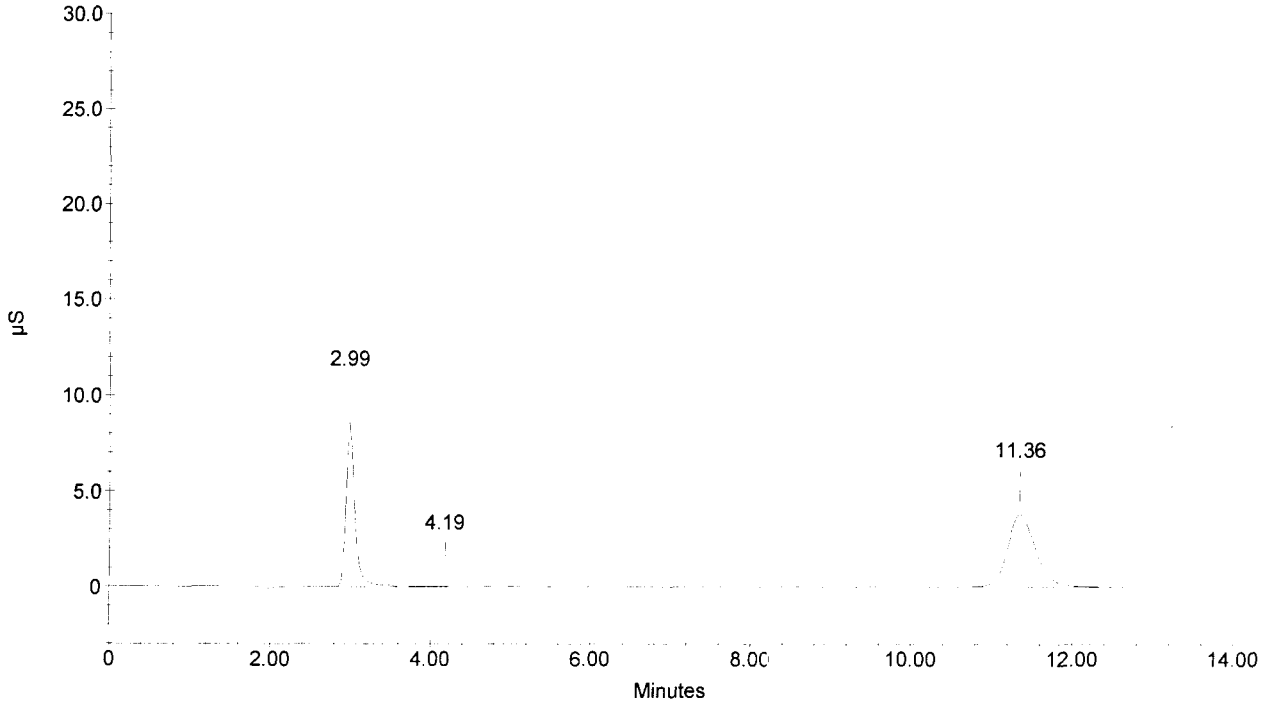

Sample Name : CCV
Dilution Factor : 20.00
Injection Number : 24
Data File Name : c:\peaknet\data\070628a\070628_024.DXD
Method File Name : c:\peaknet\method\anions070606.met
Schedule File Name : c:\peaknet\schedule\28jun07a.sch

Date Time Collected : 6/29/07 12:41:05 AM
System Name : Dx-500
Detector Name : Conductivity Detector
Column Type : AS14-SN#018097 AG14-#019940
System Operator : RSPIES

020138

Peak Information : All Components

Pk. Num	Ret Time	Component Name	Concentration (PPB)	Height	Area	Bl. Code	%Delta
1	3.00	FLUORIDE	100578.860	170926	1255410	1	-1.96
2	4.21	CHLORIDE	208648.342	207169	1687089	2	-2.09
3	5.04	NITRITE-N	112007.724	172144	1897563	2	-2.89
4	6.27	BROMIDE	412478.815	113918	1404039	2	-2.49
5	7.33	NITRATE-N	92837.298	114238	1785927	2	-0.81
6	9.54	PHOSPHATE-P	202323.162	61706	1353177	2	-2.65
7	11.36	SULFATE	418169.346	99300	2366107	2	-3.07
	0.00		---total(s)--- 1547043.548		11749311		

CCV

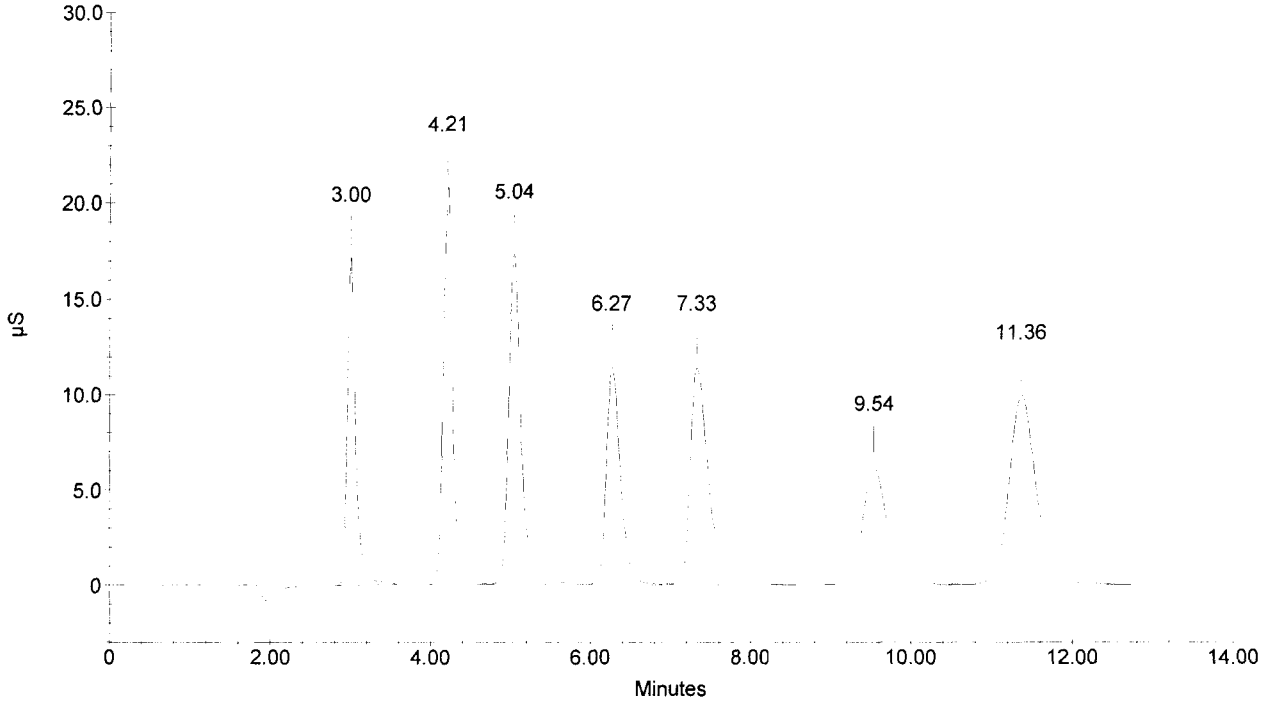

Sample Name : CCB
Dilution Factor : 1.00
Injection Number : 25
Data File Name : c:\peaknet\data\070628a\070628_025.DXD
Method File Name : c:\peaknet\method\anions070606.met
Schedule File Name : c:\peaknet\schedule\28jun07a.sch

Date Time Collected : 6/29/07 12:57:48 AM
System Name : Dx-500
Detector Name : Conductivity Detector
Column Type : AS14-SN#018097 AG14-#019940
System Operator : RSPIES

020139

Peak Information : All Components

Pk. Num	Ret Time	Component Name	Concentration (PPB)	Height	Area	Bl. Code	%Delta
1	3.77		0.000	184	2225	1	
		CHLORIDE					
		NITRITE-N					
		BROMIDE					
		NITRATE-N					
		PHOSPHATE-P					
		SULFATE					
			---total(s)---				
	0.00		0.000		2225		

CCB

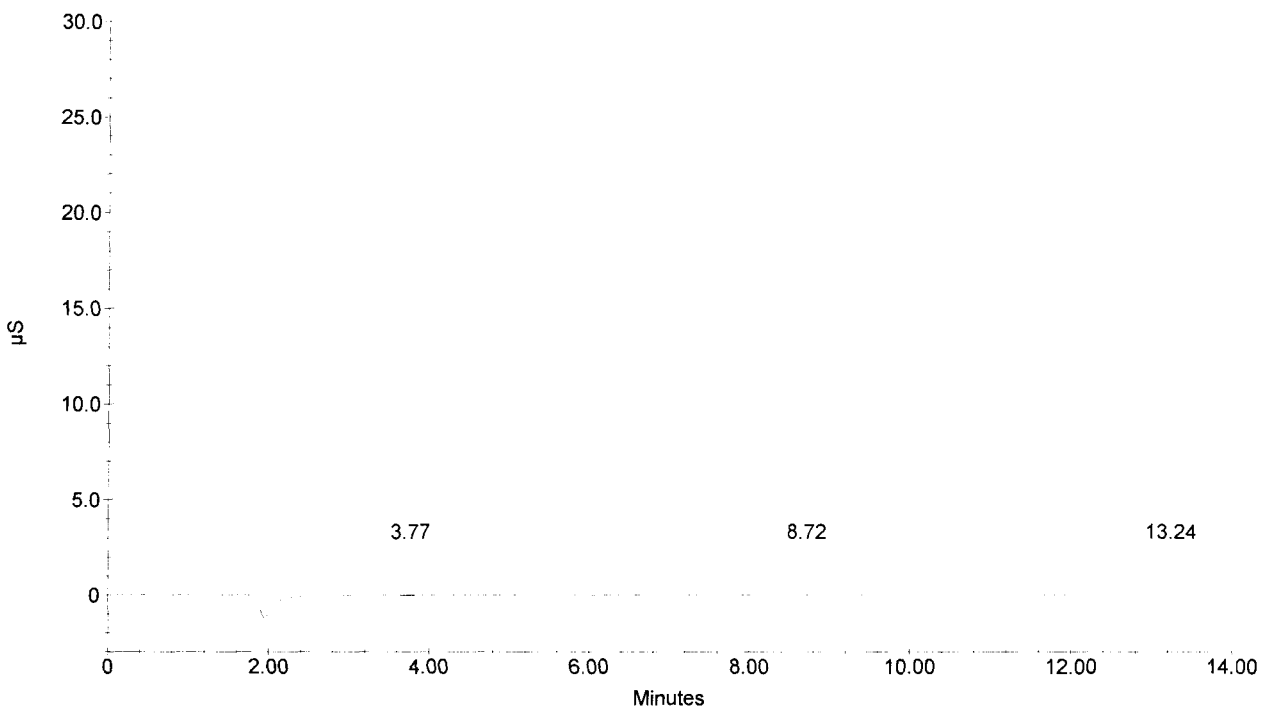

Schedule File: C:\PeakNet\SCHEDULE\070606.sch

Line	Sample	Sample Type	Level	Method	Data File	Dilution
1	0ppb 84-09-IC6	Calibration St	1	anions070606.met	070606_001.dxd	1
2	50ppb 84-08-IC6	Calibration St	2	anions070606.met	070606_002.dxd	1
3	100ppb 84-07-IC6	Calibration St	3	anions070606.met	070606_003.dxd	1
4	500ppb 84-06-IC6	Calibration St	4	anions070606.met	070606_004.dxd	1
5	1000ppb 84-05-IC6	Calibration St	5	anions070606.met	070606_005.dxd	1
6	5000ppb 84-04-IC6	Calibration St	6	anions070606.met	070606_006.dxd	1
7	10000ppb 84-03-IC6	Calibration St	7	anions070606.met	070606_007.dxd	1
8	15000ppb 84-02-IC6	Calibration St	8	anions070606.met	070606_008.dxd	1
9	20000ppb 84-01-IC6	Calibration St	9	anions070606.met	070606_009.dxd	1
10	ICV	Sample		anions070606.met	070606_010.dxd	20
11	ICB	Sample		anions070606.met	070606_011.dxd	1
12	MDL 1 - 100PPB	Sample		anions070606.met	070606_012.dxd	1
13	MDL 2 - 100PPB	Sample		anions070606.met	070606_013.dxd	1
14	MDL 3 - 100PPB	Sample		anions070606.met	070606_014.dxd	1
15	MDL 4 - 100PPB	Sample		anions070606.met	070606_015.dxd	1
16	MDL 5 - 100PPB	Sample		anions070606.met	070606_016.dxd	1
17	MDL 6 - 100PPB	Sample		anions070606.met	070606_017.dxd	1
18	MDL 7 - 100PPB	Sample		anions070606.met	070606_018.dxd	1
19	CCV	Sample		anions070606.met	070606_019.dxd	20
20	CCB	Sample		anions070606.met	070606_020.dxd	1
21	MDL 1 - 50PPB	Sample		anions070606.met	070606_021.dxd	1
22	MDL 2 - 50PPB	Sample		anions070606.met	070606_022.dxd	1
23	MDL 3 - 50PPB	Sample		anions070606.met	070606_023.dxd	1
24	MDL 4 - 50PPB	Sample		anions070606.met	070606_024.dxd	1
25	MDL 5 - 50PPB	Sample		anions070606.met	070606_025.dxd	1
26	MDL 6 - 50PPB	Sample		anions070606.met	070606_026.dxd	1
27	MDL 7 - 50PPB	Sample		anions070606.met	070606_027.dxd	1
28	CCV	Sample		anions070606.met	070606_028.dxd	20
29	CCB	Sample		anions070606.met	070606_029.dxd	1
30	CCB	Sample		astop.met	070606	1

020140

Default Method Path: C:\PEAKNET\METHOD
Default Data Path: C:\PEAKNET\DATA\070606A
Comment:
METHODS: EPA 300.0 & SW 846 9056

ICV Sources:
1) SPEX LOT#33-13AS (INORG#6254)
   F = 100 mg/L
   Cl = 200 mg/L
   Br = 400 mg/L
   NO3N = 90.4 mg/L
   PO4P = 196 mg/L
   SO4 = 400 mg/L
2) 75-01-IC6
   NO2N 124 mg/L

RSpies 6/25/07

Method:C:\PEAKNET\METHOD\ANIONS070606.MET Updated:6/12/07 2:21:04 PM Total:7

1. Component:FLUORIDE
Standard:External Fit Type:Quadratic
Origin:Include Calibration:Area
r^2=0.999835
Amt=-4.761059e-011*Resp²+
4.014432e-003*Resp+64.22

2. Component:CHLORIDE
Standard:External Fit Type:Quadratic
Origin:Include Calibration:Area
r^2=0.999840
Amt=-3.208655e-010*Resp²+
6.705056e-003*Resp+33.66

020141

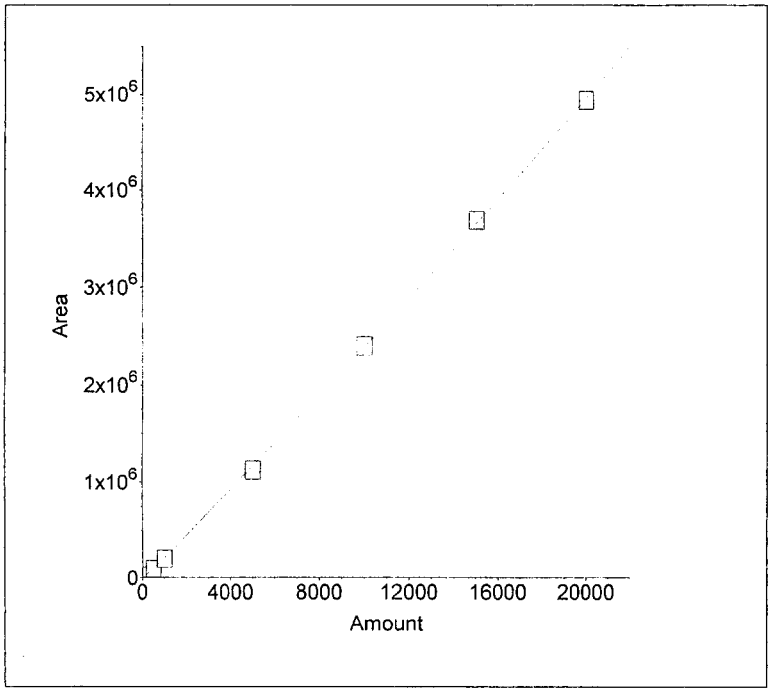

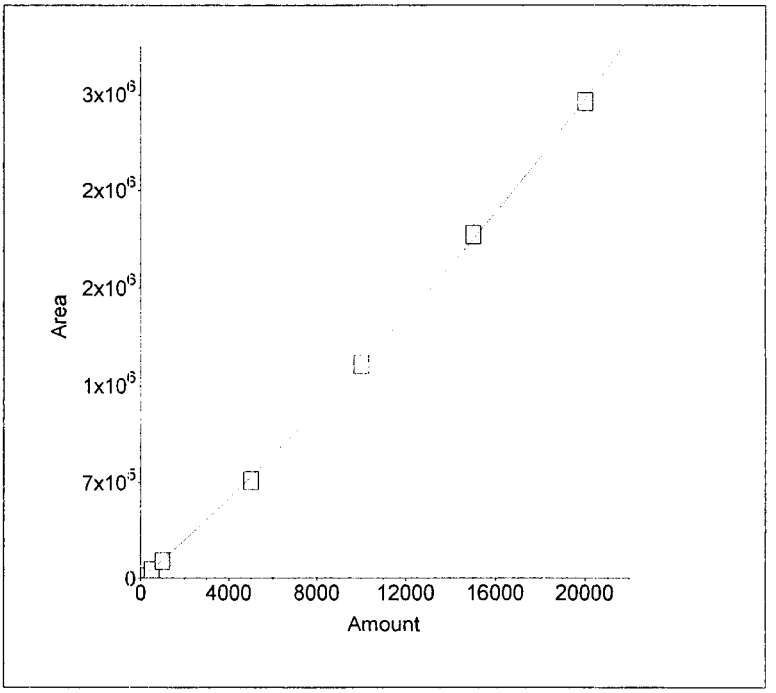

3. Component:NITRITE-N
Standard:External Fit Type:Cubic
Origin:Include Calibration:Area
r^2=0.999994
Amt=1.039522e-017*Resp³+
-1.329405e-010*Resp²+
3.154358e-003*Resp+22.45

4. Component:BROMIDE
Standard:External Fit Type:Quadratic
Origin:Include Calibration:Area
r^2=0.999972
Amt=-1.157733e-009*Resp²+
1.629384e-002*Resp+29.03

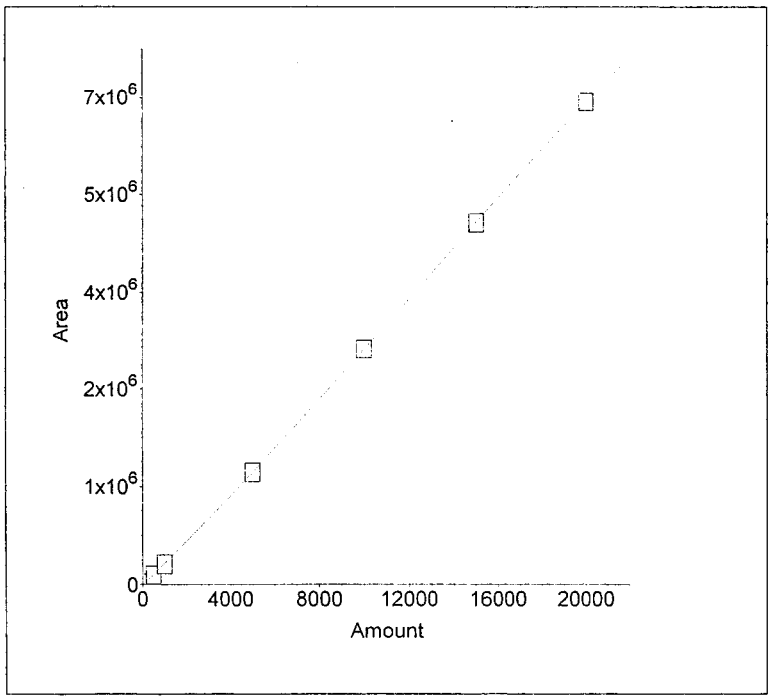

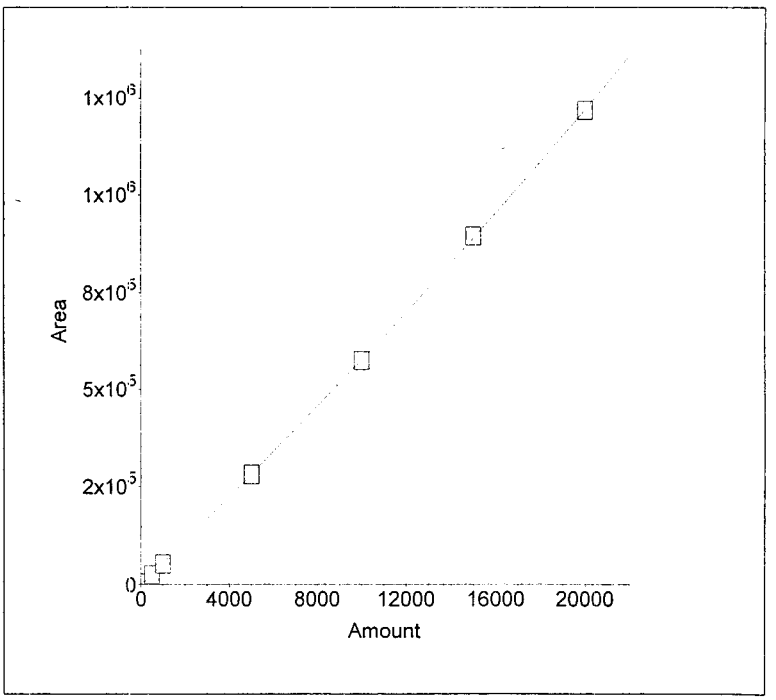

5. Component:NITRATE-N
Standard:External Fit Type:Cubic
Origin:Include Calibration:Area
r^2=0.999989
Amt=6.167741e-018*Resp³+
-1.297181e-010*Resp²+
2.796525e-003*Resp+26.08

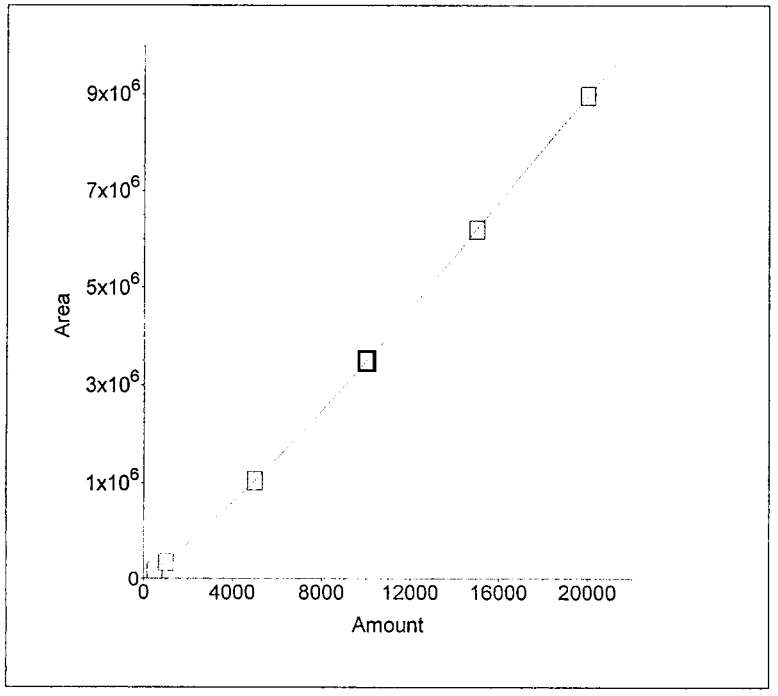

6. Component:PHOSPHATE-P
Standard:External Fit Type:Quadratic
Origin:Include Calibration:Area
r^2=0.999949
Amt=-4.112226e-010*Resp²+
8.003296e-003*Resp+39.27

020142

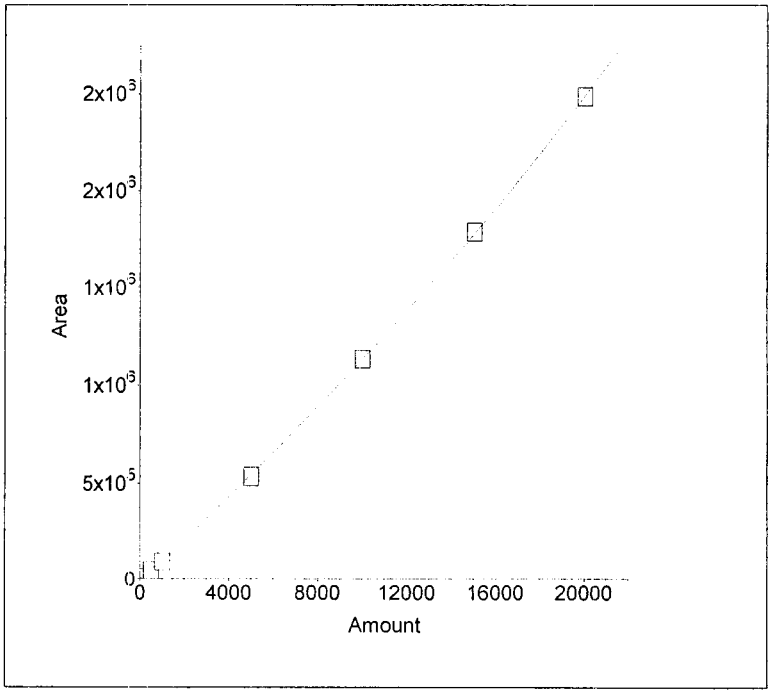

7. Component:SULFATE
Standard:External Fit Type:Quadratic
Origin:Include Calibration:Area
r^2=0.999977
Amt=-3.827976e-010*Resp²+
9.726669e-003*Resp+37.2

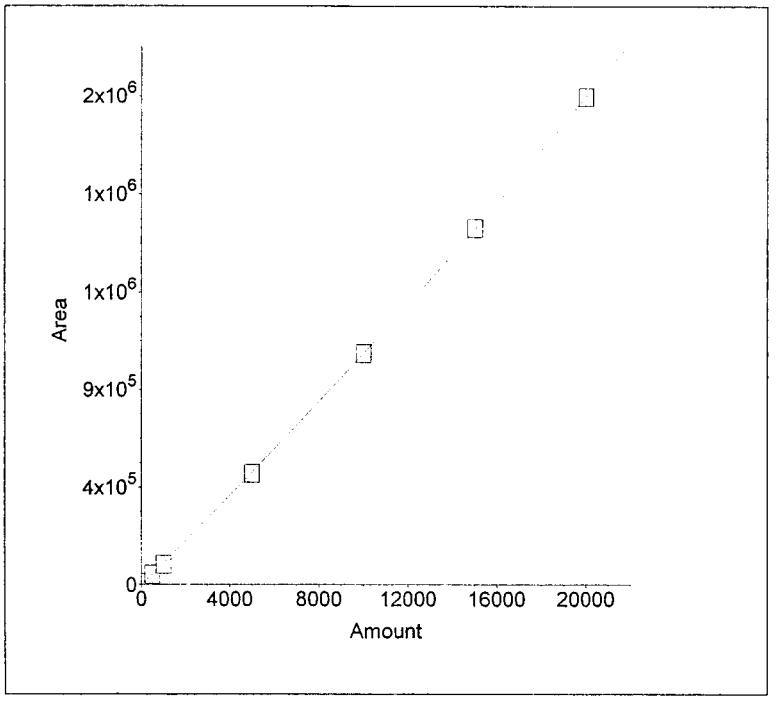

Sample Name : 0ppb 84-09-IC6
Dilution Factor : 1.00
Injection Number : 1
Data File Name : c:\peaknet\data\070606a\070606_001.DXD
Method File Name : ...\ANIONS070606.met
Schedule File Name : c:\peaknet\schedule\070606.sch

Date Time Collected : 6/6/07 4:03:41 PM
Date Time Updated : 6/12/07 1:43:20 PM
System Name : Dx-500
Detector Name : Conductivity Detector
Column Type : AS14-SN#018097 AG14-#019940
System Operator : RSPIES

020143

Peak Information : All Components

Peak Number	Peak Retention Time	Component Name	Concentration, ppm (PPB)	Peak Area	Peak Height
1	3.26		0.00	6519	207
3	4.27	CHLORIDE	0.00	5605	249
		NITRITE-N			
		BROMIDE			
		NITRATE-N			
		PHOSPHATE-P			
		SULFATE			

0ppb 84-09-IC6

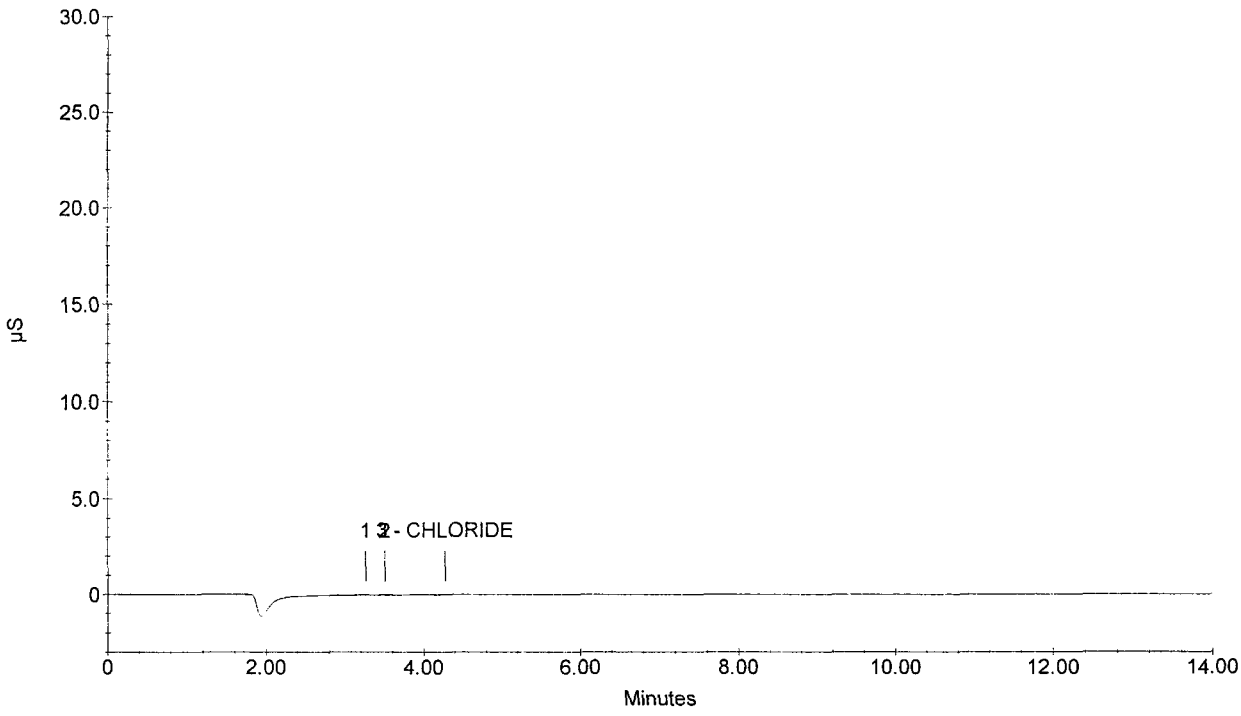

Sample Name : 50ppb 84-08-IC6
Dilution Factor : 1.00
Injection Number : 2
Data File Name : ...\070606_002.DXD
Method File Name : C:\PeakNet\method\ANIONS070606.met
Schedule File Name : c:\peaknet\schedule\070606.sch

Date Time Collected : 6/6/07 4:20:32 PM
Date Time Updated : 6/12/07 1:56:35 PM
System Name : Dx-500
Detector Name : Conductivity Detector
Column Type : AS14-SN#018097 AG14-#019940
System Operator : RSPIES

020144

Peak Information : All Components

Peak Number	Peak Retention Time	Component Name	Concentration, ppm (PPB)	Peak Area	Peak Height
1	3.02	FLUORIDE	50.00	9724	1263
3	4.26	CHLORIDE	50.00	8058	812
4	5.14	NITRITE-N	50.00	13453	1222
5	6.48	BROMIDE	50.00	2480	189
6	7.68	NITRATE-N	50.00	14056	925
8	9.88	PHOSPHATE-P	50.00	6403	266
9	11.76	SULFATE	50.00	4740	183

50ppb 84-08-IC6

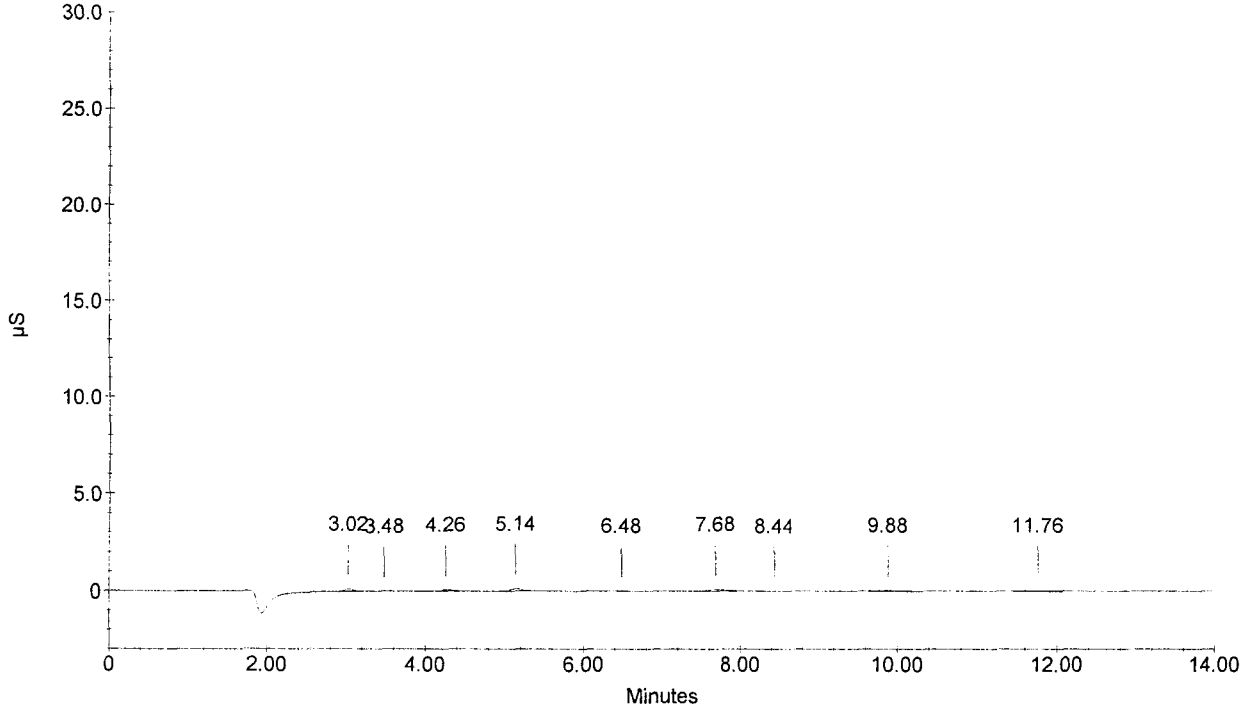

Sample Name : 100ppb 84-07-IC6
Dilution Factor : 1.00
Injection Number : 3
Data File Name : ...\070606_003.DXD
Method File Name : C:\PeakNet\method\ANIONS070606.met
Schedule File Name : c:\peaknet\schedule\070606.sch

Date Time Collected : 6/6/07 4:37:14 PM
Date Time Updated : 6/12/07 2:04:48 PM
System Name : Dx-500
Detector Name : Conductivity Detector
Column Type : AS14-SN#018097 AG14-#019940
System Operator : RSPIES

020145

Peak Information : All Components

Peak Number	Peak Retention Time	Component Name	Concentration, ppm (PPB)	Peak Area	Peak Height
1	3.02	FLUORIDE	100.00	22954	2594
2	4.27	CHLORIDE	100.00	15473	1647
3	5.15	NITRITE-N	100.00	26381	2419
4	6.49	BROMIDE	100.00	5126	412
5	7.70	NITRATE-N	100.00	31628	1971
6	9.90	PHOSPHATE-P	100.00	12500	508
7	11.78	SULFATE	100.00	8282	339

100ppb 84-07-IC6

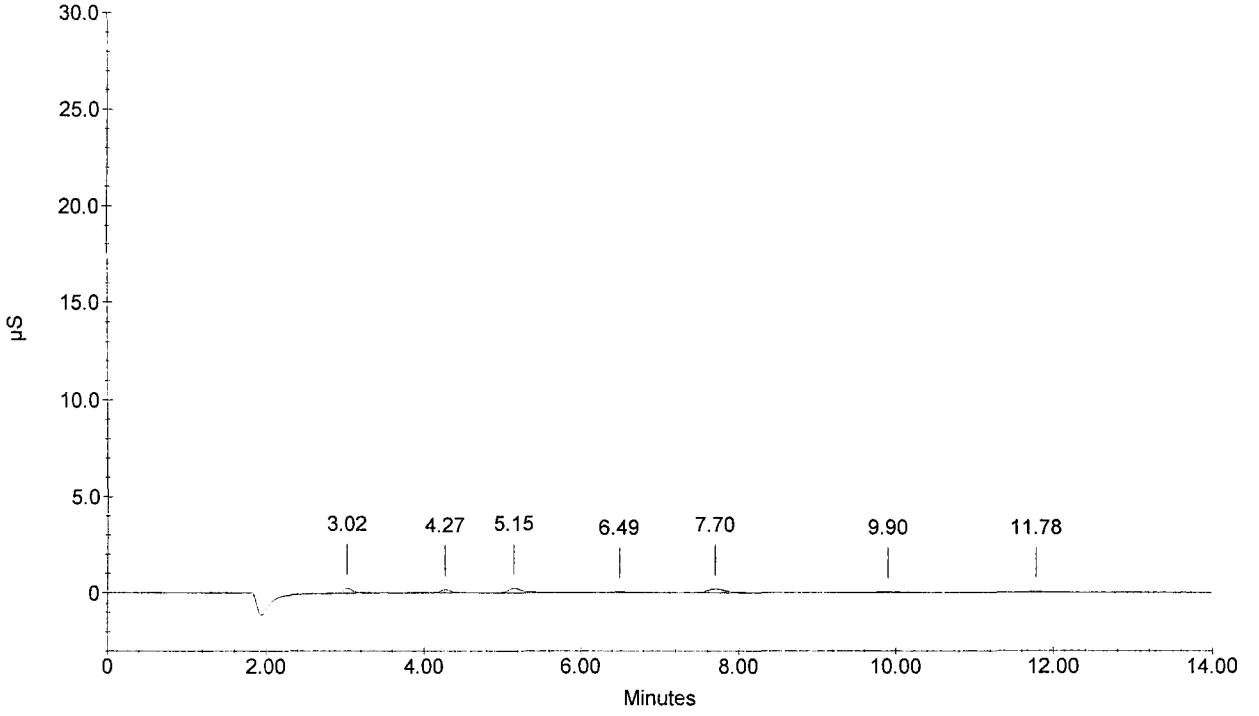

Sample Name : 500ppb 84-06-IC6
Dilution Factor : 1.00
Injection Number : 4
Data File Name : c:\peaknet\data\070606a\070606_004.DXD
Method File Name : ...\ANIONS070606.met
Schedule File Name : c:\peaknet\schedule\070606.sch

Date Time Collected : 6/6/07 4:53:56 PM
Date Time Updated : 6/12/07 1:43:22 PM
System Name : Dx-500
Detector Name : Conductivity Detector
Column Type : AS14-SN#018097 AG14-#019940
System Operator : RSPIES

020146

Peak Information : All Components

Peak Number	Peak Retention Time	Component Name	Concentration, ppm (PPB)	Peak Area	Peak Height
1	3.02	FLUORIDE	500.00	102198	13091
2	4.27	CHLORIDE	500.00	65786	7668
3	5.15	NITRITE-N	500.00	147663	12948
4	6.48	BROMIDE	500.00	27772	2184
5	7.65	NITRATE-N	500.00	164285	10281
6	9.88	PHOSPHATE-P	500.00	56007	2420
7	11.79	SULFATE	500.00	45928	1898

500ppb 84-06-IC6

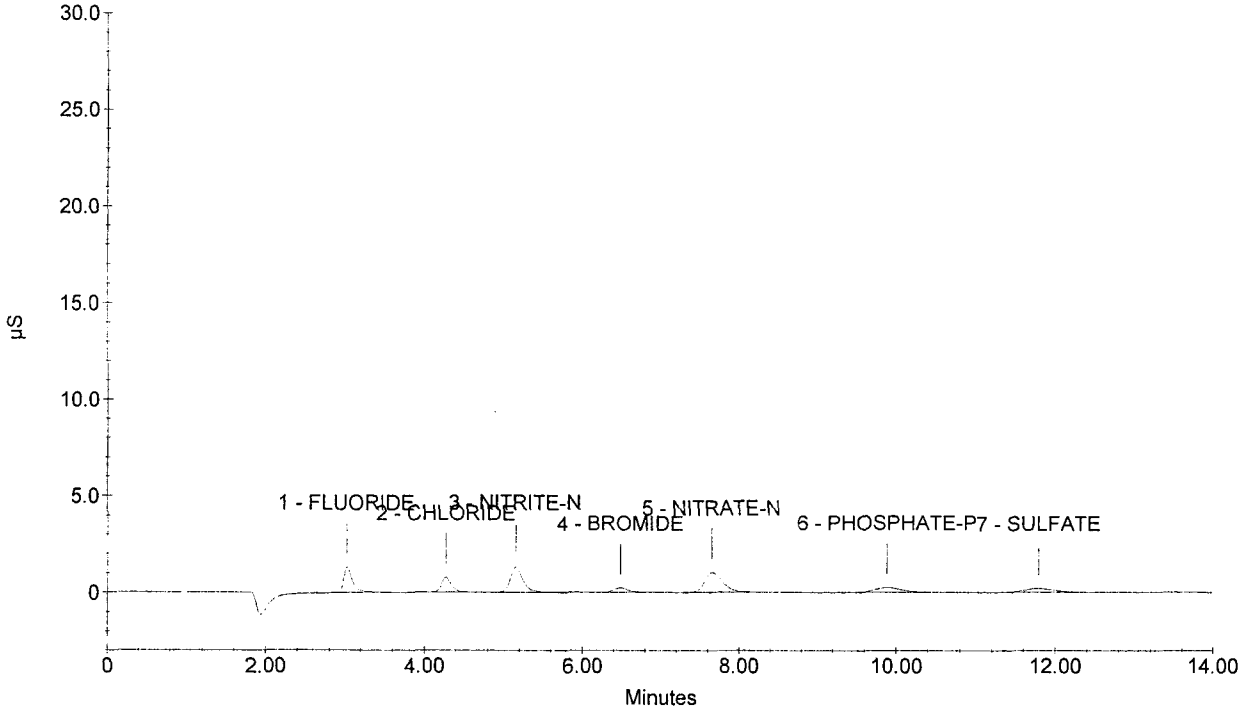

Sample Name : 1000ppb 84-05-IC6
Dilution Factor : 1.00
Injection Number : 5
Data File Name : ...\070606_005.DXD
Method File Name : ...\ANIONS070606.met
Schedule File Name : c:\peaknet\schedule\070606.sch

Date Time Collected : 6/6/07 5:10:36 PM
Date Time Updated : 6/12/07 1:43:22 PM
System Name : Dx-500
Detector Name : Conductivity Detector
Column Type : AS14-SN#018097 AG14-#019940
System Operator : RSPIES

020147

Peak Information : All Components

Peak Number	Peak Retention Time	Component Name	Concentration, ppm (PPB)	Peak Area	Peak Height
1	3.01	FLUORIDE	1000.00	218797	27133
2	4.26	CHLORIDE	1000.00	136711	15699
3	5.14	NITRITE-N	1000.00	302494	26657
4	6.47	BROMIDE	1000.00	58103	4454
5	7.62	NITRATE-N	1000.00	338465	21182
6	9.88	PHOSPHATE-P	1000.00	112268	4908
7	11.79	SULFATE	1000.00	93725	3812

1000ppb 84-05-IC6

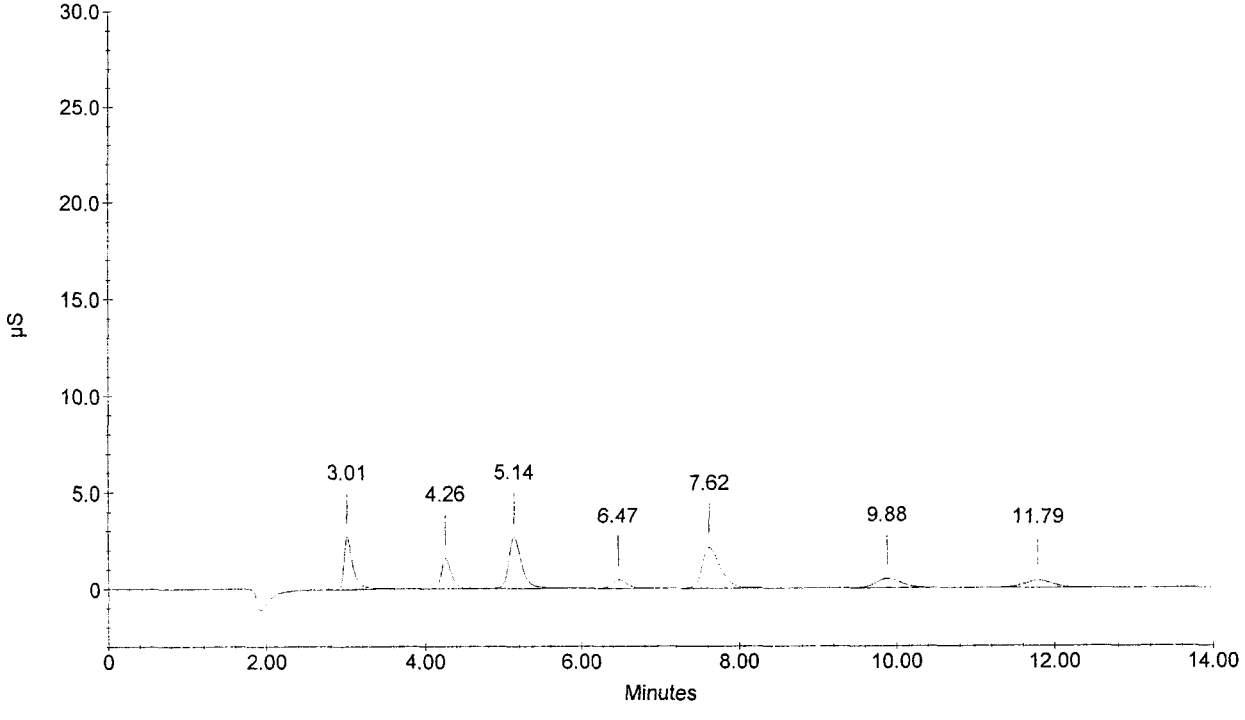

Sample Name : 5000ppb 84-04-IC6
Dilution Factor : 1.00
Injection Number : 6
Data File Name : ...\070606_006.DXD
Method File Name : C:\PeakNet\method\ANIONS070606.met
Schedule File Name : c:\peaknet\schedule\070606.sch

Date Time Collected : 6/6/07 5:27:17 PM
Date Time Updated : 6/12/07 2:02:56 PM
System Name : Dx-500
Detector Name : Conductivity Detector
Column Type : AS14-SN#018097 AG14-#019940
System Operator : RSPIES

020148

Peak Information : All Components

Peak Number	Peak Retention Time	Component Name	Concentration, ppm (PPB)	Peak Area	Peak Height
1	3.03	FLUORIDE	5000.00	1199473	161768
2	4.27	CHLORIDE	5000.00	739969	88843
3	5.14	NITRITE-N	5000.00	1681331	150787
4	6.45	BROMIDE	5000.00	311011	23870
5	7.52	NITRATE-N	5000.00	1931702	119850
6	9.86	PHOSPHATE-P	5000.00	630222	27184
7	11.76	SULFATE	5000.00	516047	20442

5000ppb 84-04-IC6

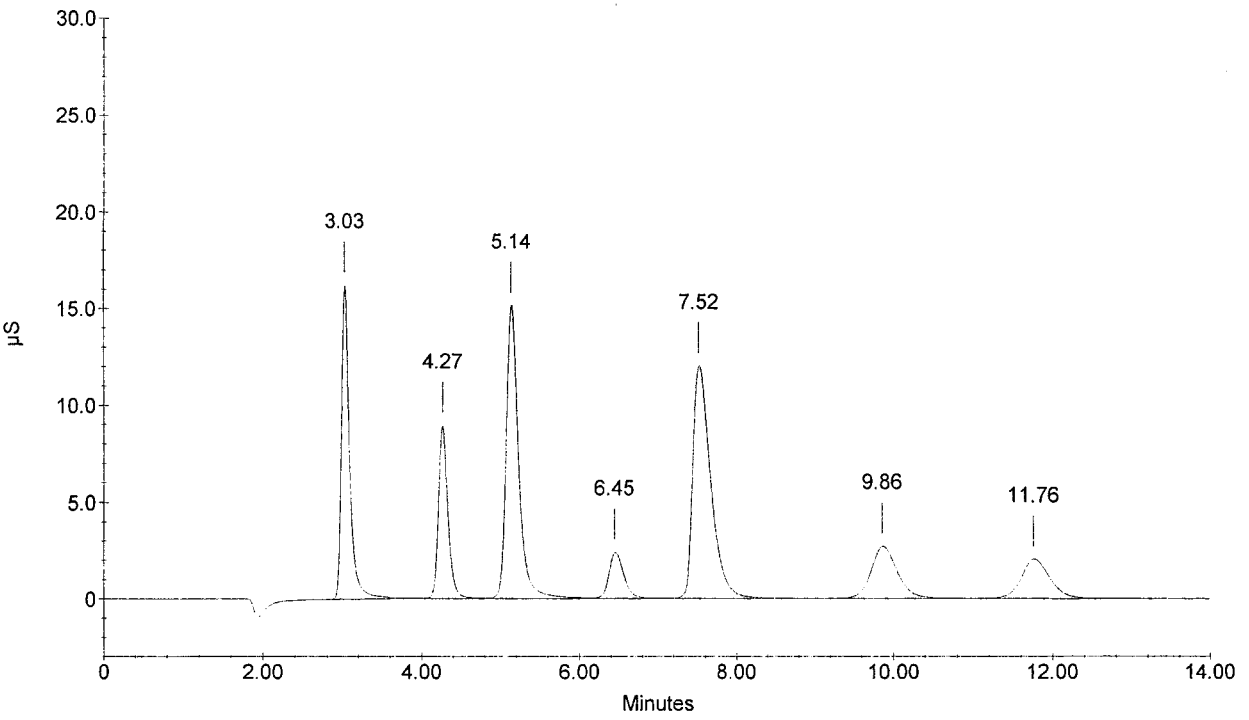

Sample Name : 10000ppb 84-03-IC6
Dilution Factor : 1.00
Injection Number : 7
Data File Name : ...\070606_007.DXD
Method File Name : C:\PeakNet\method\ANIONS070606.met
Schedule File Name : c:\peaknet\schedule\070606.sch

Date Time Collected : 6/6/07 5:43:58 PM
Date Time Updated : 6/12/07 2:15:28 PM
System Name : Dx-500
Detector Name : Conductivity Detector
Column Type : AS14-SN#018097 AG14-#019940
System Operator : RSPIES

020149

Peak Information : All Components

Peak Number	Peak Retention Time	Component Name	Concentration, ppm (PPB)	Peak Area	Peak Height
1	3.04	FLUORIDE	10000.00	2563317	338994
2	4.28	CHLORIDE	10000.00	1609800	196944
3	5.16	NITRITE-N	10000.00	3553195	318441
4	6.44	BROMIDE	10000.00	638008	50372
5	7.46	NITRATE-N	10000.00	4245055	261956
6	9.84	PHOSPHATE-P	10000.00	1336529	59310
7	11.74	SULFATE	10000.00	1070146	42560

10000ppb 84-03-IC6

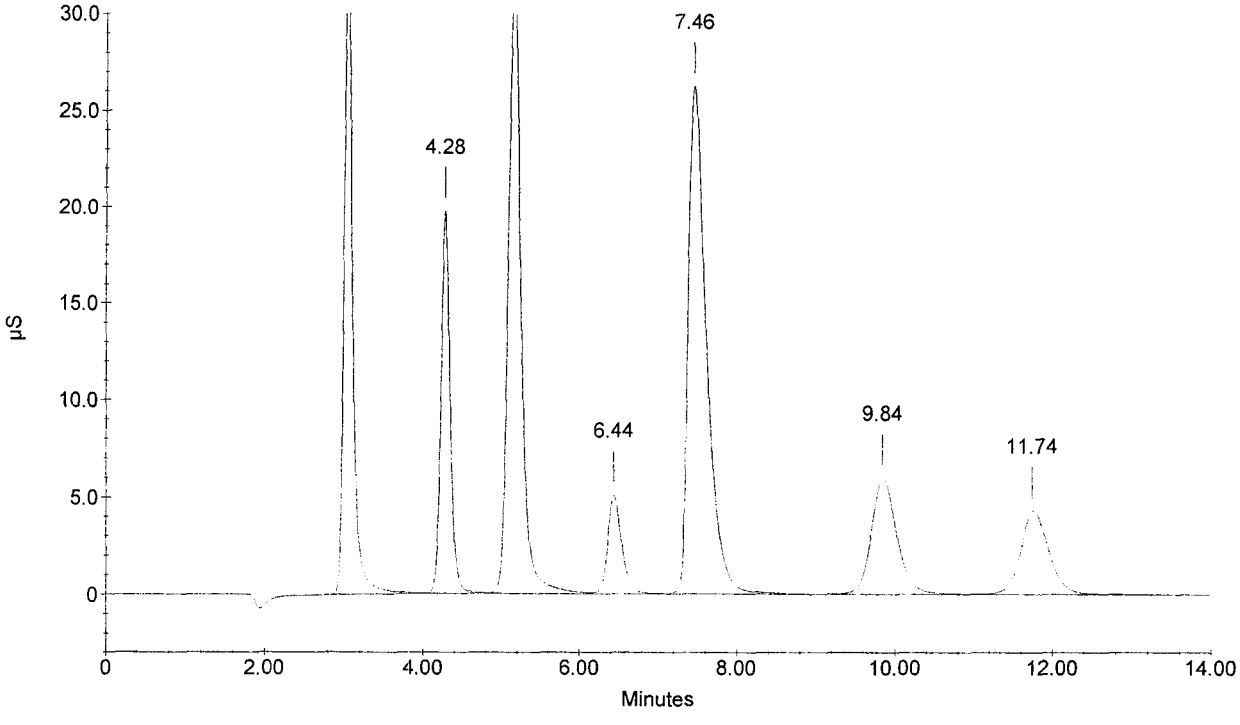

Sample Name : 15000ppb 84-02-IC6
Dilution Factor : 1.00
Injection Number : 8
Data File Name : ...\070606_008.DXD
Method File Name : C:\PeakNet\method\ANIONS070606.met
Schedule File Name : c:\peaknet\schedule\070606.sch

Date Time Collected : 6/6/07 6:00:40 PM
Date Time Updated : 6/12/07 2:19:58 PM
System Name : Dx-500
Detector Name : Conductivity Detector
Column Type : AS14-SN#018097 AG14-#019940
System Operator : RSPIES

020150

Peak Information : All Components

Peak Number	Peak Retention Time	Component Name	Concentration, ppm (PPB)	Peak Area	Peak Height
1	3.05	FLUORIDE	15000.00	3937713	504141
2	4.29	CHLORIDE	15000.00	2573115	315076
3	5.17	NITRITE-N	15000.00	5464006	475683
4	6.43	BROMIDE	15000.00	993983	78988
5	7.42	NITRATE-N	15000.00	6797340	409274
6	9.82	PHOSPHATE-P	15000.00	2107170	94751
7	11.74	SULFATE	15000.00	1649906	66481

15000ppb 84-02-IC6

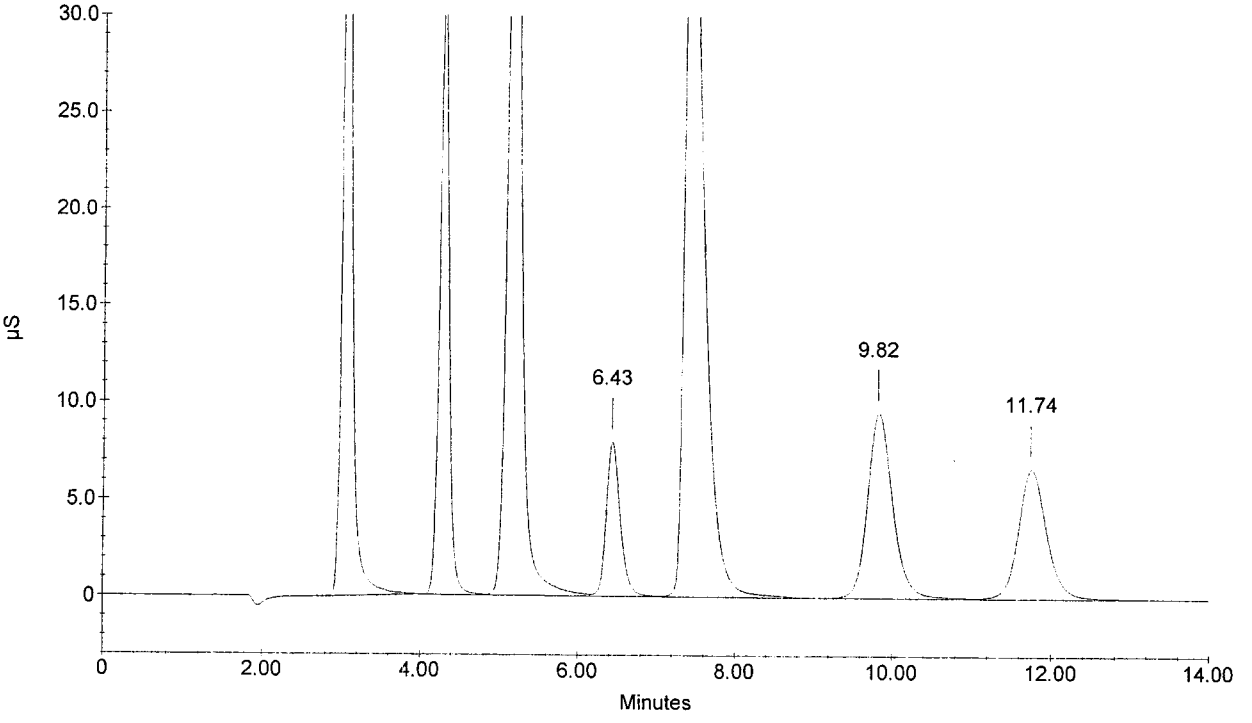

Sample Name : 20000ppb 84-01-IC6
Dilution Factor : 1.00
Injection Number : 9
Data File Name : ...\070606_009.DXD
Method File Name : C:\PeakNet\method\ANIONS070606.met
Schedule File Name : c:\peaknet\schedule\070606.sch

Date Time Collected : 6/6/07 6:17:21 PM
Date Time Updated : 6/12/07 1:43:25 PM
System Name : Dx-500
Detector Name : Conductivity Detector
Column Type : AS14-SN#018097 AG14-#019940
System Operator : RSPIES

020151

Peak Information : All Components

Peak Number	Peak Retention Time	Component Name	Concentration, ppm (PPB)	Peak Area	Peak Height
1	3.06	FLUORIDE	20000.00	5277872	646152
2	4.30	CHLORIDE	20000.00	3579875	432325
3	5.19	NITRITE-N	20000.00	7298447	619023
4	6.43	BROMIDE	20000.00	1353938	109409
5	7.39	NITRATE-N	20000.00	9415493	557285
6	9.80	PHOSPHATE-P	20000.00	2930852	133342
7	11.72	SULFATE	20000.00	2249145	91422

20000ppb 84-01-IC6

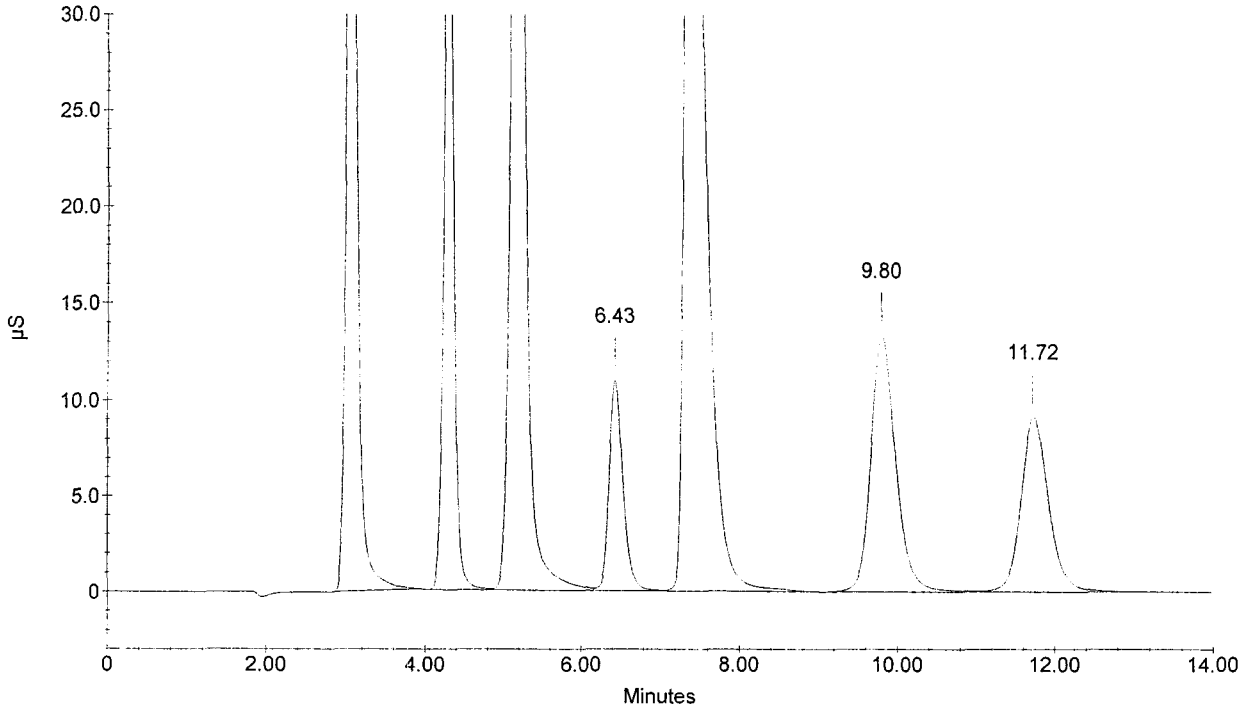

020152

Sample Name : 20000ppb 84-01-IC6
Dilution Factor : 1.00
Injection Number : 9
Data File Name : ...\070606_009.DXD
Method File Name : C:\PeakNet\method\ANIONS070606.met
Schedule File Name : c:\peaknet\schedule\070606.sch

Date Time Collected : 6/6/07 6:17:21 PM
Date Time Updated : 6/12/07 1:43:25 PM
System Name : Dx-500
Detector Name : Conductivity Detector
Column Type : AS14-SN#018097 AG14-#019940
System Operator : RSPIES

Peak Information : All Components

Peak Number	Peak Retention Time	Component Name	Concentration, ppm (PPB)	Peak Area	Peak Height
1	3.06	FLUORIDE	20000.00	5277872	646152
2	4.30	CHLORIDE	20000.00	3579875	432325
3	5.19	NITRITE-N	20000.00	7298447	619023
4	6.43	BROMIDE	20000.00	1353938	109409
5	7.39	NITRATE-N	20000.00	9415493	557285
6	9.80	PHOSPHATE-P	20000.00	2930852	133342
7	11.72	SULFATE	20000.00	2249145	91422

20000ppb 84-01-IC6

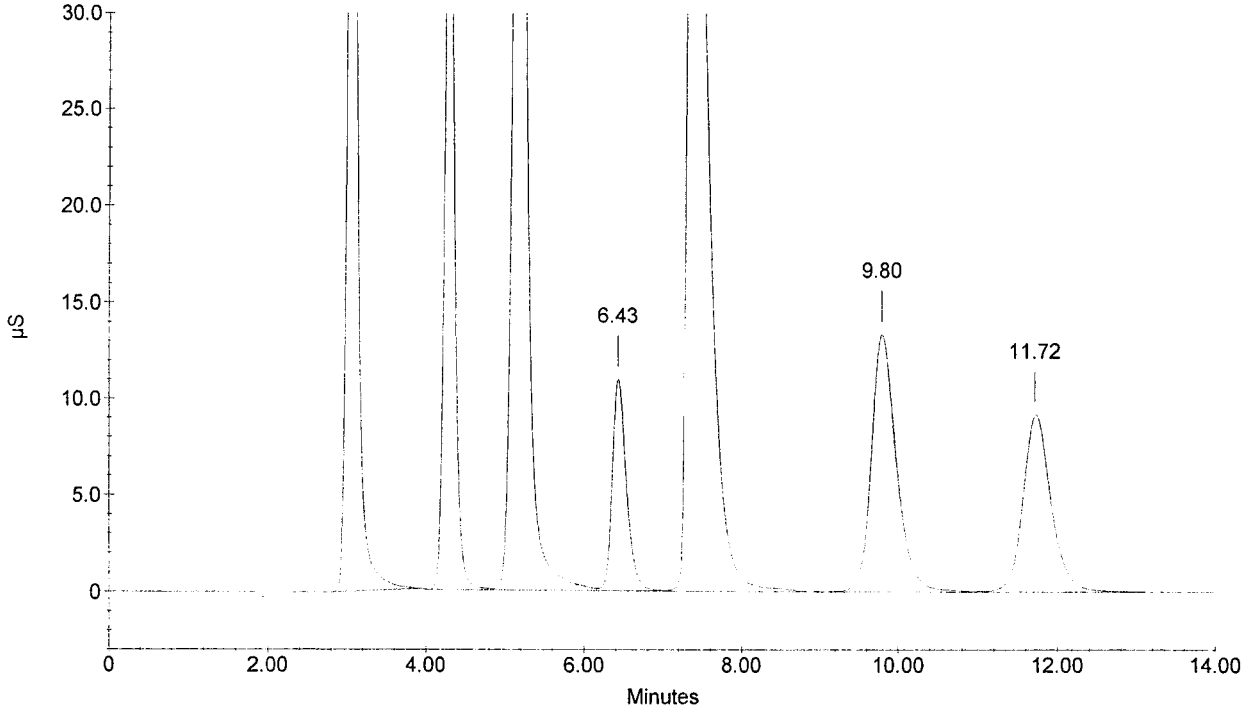

Sample Name : ICV
Dilution Factor : 20.00
Injection Number : 10
Data File Name : c:\peaknet\data\070606a\070606_010.DXD
Method File Name : ...\ANIONS070606.met
Schedule File Name : c:\peaknet\schedule\070606.sch

Date Time Collected : 6/6/07 6:34:03 PM
System Name : Dx-500
Detector Name : Conductivity Detector
Column Type : AS14-SN#018097 AG14-#019940
System Operator : RSPIES

020153

Peak Information : All Components

Pk. Num	Ret Time	Component Name	Concentration (PPB)	Height	Area	Bl. Code	%Delta
1	3.02	FLUORIDE	94463.661	159617	1194558	1	-1.31
2	4.27	CHLORIDE	195821.318	195930	1612147	2	-0.70
3	5.14	NITRITE-N	119337.546	185023	2065036	2	-0.96
4	6.42	BROMIDE	384680.122	106268	1334530	2	-0.16
5	7.52	NITRATE-N	88670.142	106001	1705589	2	1.76
6	9.83	PHOSPHATE-P	190167.396	56599	1278152	2	0.31
7	11.73	SULFATE	397377.928	91264	2232771	2	0.00
	0.00		---total(s)--- 1470518.114		11422783		

ICV

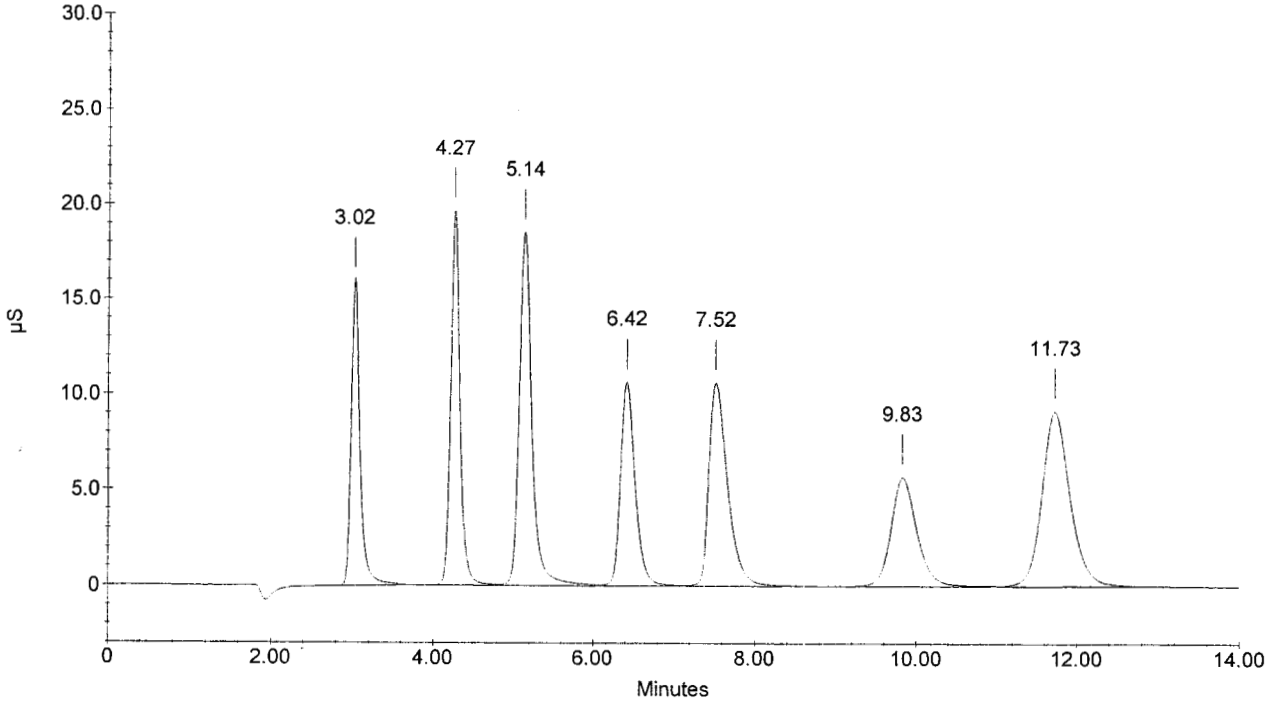

Sample Name : ICB
Dilution Factor : 1.00
Injection Number : 11
Data File Name : c:\peaknet\data\070606a\070606_011.DXD
Method File Name : ...\ANIONS070606.met
Schedule File Name : c:\peaknet\schedule\070606.sch

Date Time Collected : 6/6/07 6:50:45 PM
System Name : Dx-500
Detector Name : Conductivity Detector
Column Type : AS14-SN#018097 AG14-#019940
System Operator : RSPIES

020154

Peak Information : All Components

Pk. Num	Ret Time	Component Name	Concentration (PPB)	Height	Area	Bl. Code	%Delta
1	3.14	FLUORIDE CHLORIDE NITRITE-N BROMIDE NITRATE-N PHOSPHATE-P	77.582	150	3484	2	2.61
3	12.18	SULFATE	25.019	44	793	1	3.87
	0.00		---total(s)--- 102.601		4276		

ICB

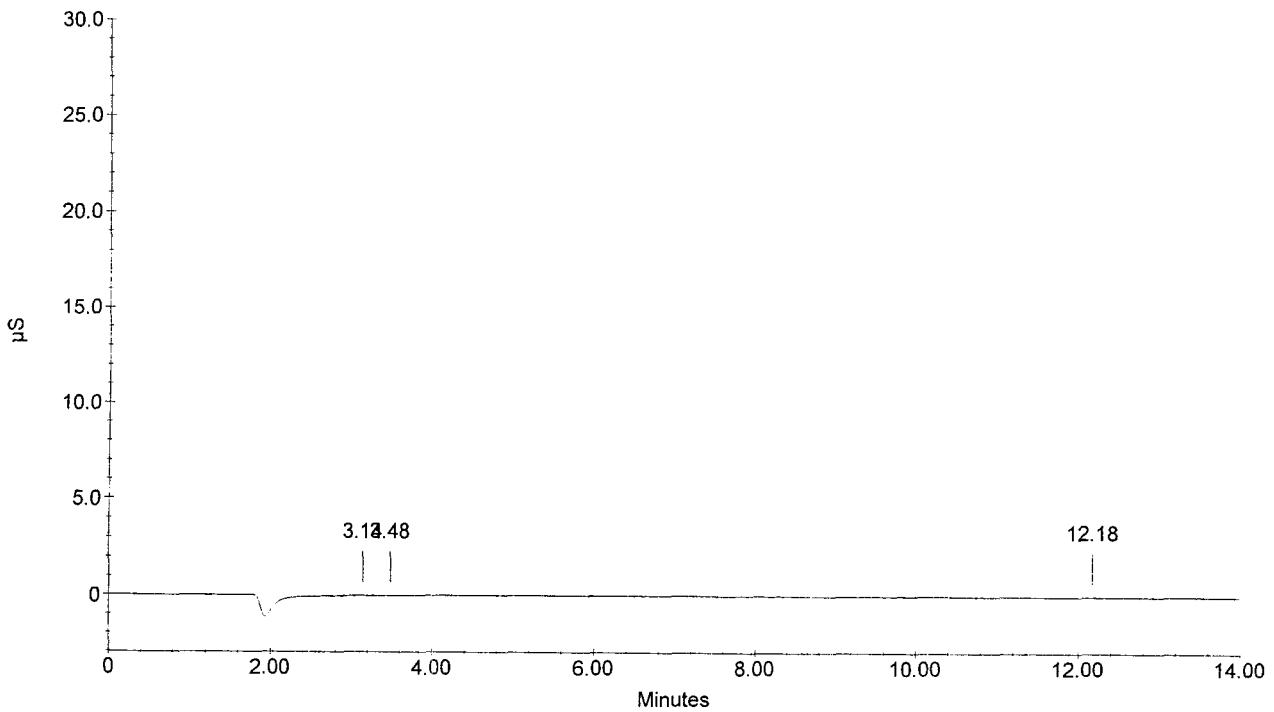

Div 20
06002.01.212
TO#070622-2

✓ Warren A-Naeeli 07/09/07

RSpies RSpies
EPA 300
TAP 01-0406-042 Rev4

Note: 2 Fractions:
① Total
② Insoluble.

Report F, Cl + Br Only. All others for comparison only.

Sample ID	Element	Result	Qual (C)	Qual (Q)	Units	RL	%RPD	%Recovery	TV	rl	mg/kg	sigwt	Dilution	Calc RL	ug/L	Date
ICV (LCS)	**FLUORIDE**	100			mg/L	0.2		100.0%	100	200	100.14832	100	20	0.2	100148.32	07/05/07
ICV (LCS)	**CHLORIDE**	208			mg/L	0.2		104.0%	200	200	207.91513	208	20	0.2	207915.13	07/05/07
ICV (LCS)	NITRITE-N	110			mg/L	0.2		100.9%	109	200	109.58658	110	20	0.2	109586.58	07/05/07
ICV (LCS)	**BROMIDE**	411			mg/L	0.2		102.8%	400	200	410.78955	411	20	0.2	410789.55	07/05/07
ICV (LCS)	NITRATE-N	93.1			mg/L	0.2		103.0%	90.4	200	93.12194	93.1	20	0.2	93121.94	07/05/07
ICV (LCS)	PHOSPHATE-P	199			mg/L	0.2		101.5%	196	200	199.27365	199	20	0.2	199273.65	07/05/07
ICV (LCS)	SULFATE	414			mg/L	0.2		103.5%	400	200	413.53394	414	20	0.2	413533.94	07/05/07
ICV (LCS)	NITROGEN	203			mg/L	0.2										
PB	**FLUORIDE**	50.0	U		mg/kg	50				200	0	0	1	50	0	07/05/07
PB	**CHLORIDE**	50.0	U		mg/kg	50				200	32.17	32.2	1	50	128.68	07/05/07
PB	NITRITE-N	50.0	U		mg/kg	50				200	20.8475	20.8	1	50	83.39	07/05/07
PB	**BROMIDE**	50.0	U		mg/kg	50				200	0	0	1	50	0	07/05/07
PB	NITRATE-N	50.0	U		mg/kg	50				200	31.155	31.2	1	50	124.62	07/05/07
PB	PHOSPHATE-P	50.0	U		mg/kg	50				200	0	0	1	50	0	07/05/07
PB	SULFATE	50.0	U		mg/kg	50				200	21.5975	21.6	1	50	86.39	07/05/07
PB	NITROGEN	50	U		mg/kg	50										
297126-TOTAL	**FLUORIDE**	185			mg/kg	50				200	184.6125	185	1	50	738.45	07/05/07
297126-TOTAL	**CHLORIDE**	51.4			mg/kg	50				200	51.385	51.4	1	50	205.54	07/05/07
297126-TOTAL	NITRITE-N	50.0	U		mg/kg	50				200	44.12	44.1	1	50	176.48	07/05/07
297126-TOTAL	**BROMIDE**	50.0	U		mg/kg	50				200	0	0	1	50	0	07/05/07
297126-TOTAL	NITRATE-N	127			mg/kg	50				200	127.1725	127	1	50	508.69	07/05/07
297126-TOTAL	PHOSPHATE-P	50.0	U		mg/kg	50				200	12.1425	12.1	1	50	48.57	07/05/07
297126-TOTAL	SULFATE	268			mg/kg	50				200	267.88	268	1	50	1071.52	07/05/07
297126-TOTAL	NITROGEN	127			mg/kg	50										
297127-TOTAL	**FLUORIDE**	133			mg/kg	49.8				200	133.31343	133	1	49.7512	535.92	07/05/07
297127-TOTAL	**CHLORIDE**	52.2			mg/kg	49.8				200	52.19403	52.2	1	49.7512	209.82	07/05/07
297127-TOTAL	NITRITE-N	135			mg/kg	49.8				200	134.55224	135	1	49.7512	540.9	07/05/07
297127-TOTAL	**BROMIDE**	49.8	U		mg/kg	49.8				200	0	0	1	49.7512	0	07/05/07
297127-TOTAL	NITRATE-N	139			mg/kg	49.8				200	138.58955	139	1	49.7512	557.13	07/05/07
297127-TOTAL	PHOSPHATE-P	49.8	U		mg/kg	49.8				200	12.487562	12.5	1	49.7512	50.2	07/05/07
297127-TOTAL	SULFATE	278			mg/kg	49.8				200	278.34826	278	1	49.7512	1118.96	07/05/07
297127-TOTAL	NITROGEN	274			mg/kg	49.8										
297128-TOTAL	**FLUORIDE**	131			mg/kg	50				200	131.4775	131	1	50	525.91	07/05/07
297128-TOTAL	**CHLORIDE**	50.0	U		mg/kg	50				200	49.6225	49.6	1	50	198.49	07/05/07
297128-TOTAL	NITRITE-N	126			mg/kg	50				200	125.675	126	1	50	502.7	07/05/07
297128-TOTAL	**BROMIDE**	50.0	U		mg/kg	50				200	0	0	1	50	0	07/05/07
297128-TOTAL	NITRATE-N	219			mg/kg	50				200	218.9175	219	1	50	875.67	07/05/07
297128-TOTAL	PHOSPHATE-P	50.0	U		mg/kg	50				200	17.9725	18	1	50	71.89	07/05/07
297128-TOTAL	SULFATE	334			mg/kg	50				200	333.6225	334	1	50	1334.49	07/05/07
297128-TOTAL	NITROGEN	345			mg/kg	50										
297129-TOTAL	**FLUORIDE**	156			mg/kg	50				200	156.2675	156	1	50	625.07	07/05/07
297129-TOTAL	**CHLORIDE**	102			mg/kg	50				200	101.7725	102	1	50	407.09	07/05/07
297129-TOTAL	NITRITE-N	119			mg/kg	50				200	119.4925	119	1	50	477.97	07/05/07
297129-TOTAL	**BROMIDE**	50.0	U		mg/kg	50				200	0	0	1	50	0	07/05/07
297129-TOTAL	NITRATE-N	519			mg/kg	50				200	518.855	519	1	50	2075.42	07/05/07
297129-TOTAL	PHOSPHATE-P	50.0	U		mg/kg	50				200	21.375	21.4	1	50	85.5	07/05/07
297129-TOTAL	SULFATE	605			mg/kg	50				200	605.2725	605	1	50	2421.09	07/05/07
297129-TOTAL	NITROGEN	638			mg/kg	50										

Sample calc 297126 Fluoride =

$$738.45 \frac{\mu g}{L} \times \frac{1\ mg}{1000\ \mu g} \times \frac{50\ mL}{0.2\ g} \times \frac{1\ L}{1000\ mL} \times \frac{1000\ g}{1\ Kg} = 185\ mg/Kg$$

020155

297137-TOTAL	**FLUORIDE**	220			mg/kg	49.5				200	220.10644	220	1	49.505	889.23	07/05/07
297137-TOTAL	**CHLORIDE**	248			mg/kg	49.5				200	247.67079	248	1	49.505	1000.59	07/05/07
297137-TOTAL	NITRITE-N	172			mg/kg	49.5				200	172.01733	172	1	49.505	694.95	07/05/07
297137-TOTAL	**BROMIDE**	49.5	U		mg/kg	49.5				200	0	0	1	49.505	0	07/05/07
297137-TOTAL	NITRATE-N	265			mg/kg	49.5				200	265.09406	265	1	49.505	1070.98	07/05/07
297137-TOTAL	PHOSPHATE-P	49.5	U		mg/kg	49.5				200	0	0	1	49.505	0	07/05/07
297137-TOTAL	SULFATE	378			mg/kg	49.5				200	378.18812	378	1	49.505	1527.88	07/05/07
297137-TOTAL	NITROGEN	437			mg/kg	49.5										
297138-TOTAL	**FLUORIDE**	335			mg/kg	50				200	335.455	335	1	50	1341.82	07/05/07
297138-TOTAL	**CHLORIDE**	682			mg/kg	50				200	682.4225	682	1	50	2729.69	07/05/07
297138-TOTAL	NITRITE-N	68.6			mg/kg	50				200	68.615	68.6	1	50	274.46	07/05/07
297138-TOTAL	**BROMIDE**	50.0	U		mg/kg	50				200	22.66	22.7	1	50	90.64	07/05/07
297138-TOTAL	NITRATE-N	195			mg/kg	50				200	194.9725	195	1	50	779.89	07/05/07
297138-TOTAL	PHOSPHATE-P	50.0	U		mg/kg	50				200	0	0	1	50	0	07/05/07
297138-TOTAL	SULFATE	894			mg/kg	50				200	893.7025	894	1	50	3574.81	07/05/07
297138-TOTAL	NITROGEN	264			mg/kg	50										
297139-TOTAL	**FLUORIDE**	341			mg/kg	50				200	340.97	341	1	50	1363.88	07/05/07
297139-TOTAL	**CHLORIDE**	1130			mg/kg	50				200	1132.54	1130	1	50	4530.16	07/05/07
297139-TOTAL	NITRITE-N	102			mg/kg	50				200	102.0925	102	1	50	408.37	07/05/07
297139-TOTAL	**BROMIDE**	50.0	U		mg/kg	50				200	34.7725	34.8	1	50	139.09	07/05/07
297139-TOTAL	NITRATE-N	390			mg/kg	50				200	390.25	390	1	50	1561	07/05/07
297139-TOTAL	PHOSPHATE-P	50.0	U		mg/kg	50				200	0	0	1	50	0	07/05/07
297139-TOTAL	SULFATE	1110			mg/kg	50				200	1110.7975	1110	1	50	4443.19	07/05/07
297139-TOTAL	NITROGEN	492			mg/kg	50										
297140-TOTAL	**FLUORIDE**	253			mg/kg	50				200	253.2725	253	1	50	1013.09	07/05/07
297140-TOTAL	**CHLORIDE**	2190			mg/kg	50				200	2190.795	2190	1	50	8763.18	07/05/07
297140-TOTAL	NITRITE-N	121			mg/kg	50				200	121.26	121	1	50	485.04	07/05/07
297140-TOTAL	**BROMIDE**	60.8			mg/kg	50				200	60.7625	60.8	1	50	243.05	07/05/07
297140-TOTAL	NITRATE-N	606			mg/kg	50				200	605.5	606	1	50	2422	07/05/07
297140-TOTAL	PHOSPHATE-P	50.0	U		mg/kg	50				200	11.5275	11.5	1	50	46.11	07/05/07
297140-TOTAL	SULFATE	1970			mg/kg	50				200	1971.29	1970	1	50	7885.16	07/05/07
297140-TOTAL	NITROGEN	727			mg/kg	50										
297126-INSOL	**FLUORIDE**	152			mg/kg	47.6				200	152.49524	152	1	47.619	640.48	07/05/07
297126-INSOL	**CHLORIDE**	53.6			mg/kg	47.6				200	53.580952	53.6	1	47.619	225.04	07/05/07
297126-INSOL	NITRITE-N	52.1			mg/kg	47.6				200	52.138095	52.1	1	47.619	218.98	07/05/07
297126-INSOL	**BROMIDE**	47.6	U		mg/kg	47.6				200	0	0	1	47.619	0	07/05/07
297126-INSOL	NITRATE-N	114			mg/kg	47.6				200	113.64286	114	1	47.619	477.3	07/05/07
297126-INSOL	PHOSPHATE-P	47.6	U		mg/kg	47.6				200	12.87381	12.9	1	47.619	54.07	07/05/07
297126-INSOL	SULFATE	234			mg/kg	47.6				200	233.7381	234	1	47.619	981.7	07/05/07
297126-INSOL	NITROGEN	166			mg/kg	47.6										
297126-INSOL D	**FLUORIDE**	152			mg/kg	47.6	0.00%			200	152.31667	152	1	47.619	639.73	07/05/07
297126-INSOL D	**CHLORIDE**	55.4			mg/kg	47.6	3.30%			200	55.390476	55.4	1	47.619	232.64	07/05/07
297126-INSOL D	NITRITE-N	50.8			mg/kg	47.6	2.53%			200	50.802381	50.8	1	47.619	213.37	07/05/07
297126-INSOL D	**BROMIDE**	47.6	U		mg/kg	47.6	0.00%			200	0	0	1	47.619	0	07/05/07
297126-INSOL D	NITRATE-N	115			mg/kg	47.6	0.87%			200	115.20476	115	1	47.619	483.86	07/05/07
297126-INSOL D	PHOSPHATE-P	47.6	U		mg/kg	47.6	0.00%			200	17.352381	17.4	1	47.619	72.88	07/05/07
297126-INSOL D	SULFATE	230			mg/kg	47.6	1.72%			200	229.87857	230	1	47.619	965.49	07/05/07
297126-INSOL D	NITROGEN	166			mg/kg	47.6										
297126-INSOL S	**FLUORIDE**	355			mg/kg	47.6		85.3%	238	200	354.95	355	1	47.619	1490.79	07/05/07
297126-INSOL S	**CHLORIDE**	506			mg/kg	47.6		95.0%	476	200	506.19286	506	1	47.619	2126.01	07/05/07
297126-INSOL S	NITRITE-N	296			mg/kg	47.6		93.8%	260	200	295.81667	296	1	47.619	1242.43	07/05/07
297126-INSOL S	**BROMIDE**	933			mg/kg	47.6		98.0%	952	200	932.9619	933	1	47.619	3918.44	07/05/07
297126-INSOL S	NITRATE-N	322			mg/kg	47.6		96.7%	215	200	322.40476	322	1	47.619	1354.1	07/05/07
297126-INSOL S	PHOSPHATE-P	467			mg/kg	47.6		100.0%	467	200	467.43571	467	1	47.619	1963.23	07/05/07

020156

297126-INSOL S	SULFATE	1180			mg/kg	47.6		99.4%	952	200	1183.2548	1180	1	47.619	4969.67	07/05/07
297126-INSOL S	NITROGEN	618			mg/kg	47.6										
297127-INSOL	**FLUORIDE**	108			mg/kg	46.5				200	107.75581	108	1	46.5116	463.35	07/05/07
297127-INSOL	**CHLORIDE**	56.7			mg/kg	46.5				200	56.727907	56.7	1	46.5116	243.93	07/05/07
297127-INSOL	NITRITE-N	53.0			mg/kg	46.5				200	53.011628	53	1	46.5116	227.95	07/05/07
297127-INSOL	**BROMIDE**	46.5	U		mg/kg	46.5				200	0	0	1	46.5116	0	07/05/07
297127-INSOL	NITRATE-N	181			mg/kg	46.5				200	181.3907	181	1	46.5116	779.98	07/05/07
297127-INSOL	PHOSPHATE-P	46.5	U		mg/kg	46.5				200	0	0	1	46.5116	0	07/05/07
297127-INSOL	SULFATE	305			mg/kg	46.5				200	304.93488	305	1	46.5116	1311.22	07/05/07
297127-INSOL	NITROGEN	234			mg/kg	46.5										
297128-INSOL	**FLUORIDE**	91.1			mg/kg	49.3				200	91.051724	91.1	1	49.2611	369.67	07/05/07
297128-INSOL	**CHLORIDE**	67.8			mg/kg	49.3				200	67.802956	67.8	1	49.2611	275.28	07/05/07
297128-INSOL	NITRITE-N	58.1			mg/kg	49.3				200	58.14532	58.1	1	49.2611	236.07	07/05/07
297128-INSOL	**BROMIDE**	49.3	U		mg/kg	49.3				200	0	0	1	49.2611	0	07/05/07
297128-INSOL	NITRATE-N	246			mg/kg	49.3				200	246.2266	246	1	49.2611	999.68	07/05/07
297128-INSOL	PHOSPHATE-P	49.3	U		mg/kg	49.3				200	12.527094	12.5	1	49.2611	50.86	07/05/07
297128-INSOL	SULFATE	285			mg/kg	49.3				200	285.08374	285	1	49.2611	1157.44	07/05/07
297128-INSOL	NITROGEN	304.1			mg/kg	49.3										
297129-INSOL	**FLUORIDE**	143			mg/kg	50				200	143.36	143	1	50	573.44	07/05/07
297129-INSOL	**CHLORIDE**	56.4			mg/kg	50				200	56.43	56.4	1	50	225.72	07/05/07
297129-INSOL	NITRITE-N	93.0			mg/kg	50				200	92.9725	93	1	50	371.89	07/05/07
297129-INSOL	**BROMIDE**	50.0	U		mg/kg	50				200	0	0	1	50	0	07/05/07
297129-INSOL	NITRATE-N	448			mg/kg	50				200	448.0725	448	1	50	1792.29	07/05/07
297129-INSOL	PHOSPHATE-P	50.0	U		mg/kg	50				200	18.115	18.1	1	50	72.46	07/05/07
297129-INSOL	SULFATE	506			mg/kg	50				200	506.2475	506	1	50	2024.99	07/05/07
297129-INSOL	NITROGEN	541			mg/kg	50										
297137-INSOL	**FLUORIDE**	204			mg/kg	50				200	204.4575	204	1	50	817.83	07/05/07
297137-INSOL	**CHLORIDE**	163			mg/kg	50				200	162.65	163	1	50	650.6	07/05/07
297137-INSOL	NITRITE-N	50.0	U		mg/kg	50				200	42.11	42.1	1	50	168.44	07/05/07
297137-INSOL	**BROMIDE**	50.0	U		mg/kg	50				200	0	0	1	50	0	07/05/07
297137-INSOL	NITRATE-N	92.7			mg/kg	50				200	92.7425	92.7	1	50	370.97	07/05/07
297137-INSOL	PHOSPHATE-P	50.0	U		mg/kg	50				200	0	0	1	50	0	07/05/07
297137-INSOL	SULFATE	126			mg/kg	50				200	126.3275	126	1	50	505.31	07/05/07
297137-INSOL	NITROGEN	92.7			mg/kg	50										
297138-INSOL	**FLUORIDE**	279			mg/kg	50				200	278.885	279	1	50	1115.54	07/05/07
297138-INSOL	**CHLORIDE**	466			mg/kg	50				200	465.6	466	1	50	1862.4	07/05/07
297138-INSOL	NITRITE-N	50.0	U		mg/kg	50				200	49.4875	49.5	1	50	197.95	07/05/07
297138-INSOL	**BROMIDE**	50.0	U		mg/kg	50				200	0	0	1	50	0	07/05/07
297138-INSOL	NITRATE-N	143			mg/kg	50				200	143.1525	143	1	50	572.61	07/05/07
297138-INSOL	PHOSPHATE-P	50.0	U		mg/kg	50				200	0	0	1	50	0	07/05/07
297138-INSOL	SULFATE	195			mg/kg	50				200	195.3375	195	1	50	781.35	07/05/07
297138-INSOL	NITROGEN	143			mg/kg	50										
297139-INSOL	**FLUORIDE**	273			mg/kg	50				200	273.0925	273	1	50	1092.37	07/05/07
297139-INSOL	**CHLORIDE**	747			mg/kg	50				200	747.04	747	1	50	2988.16	07/05/07
297139-INSOL	NITRITE-N	52.1			mg/kg	50				200	52.1025	52.1	1	50	208.41	07/05/07
297139-INSOL	**BROMIDE**	50.0	U		mg/kg	50				200	0	0	1	50	0	07/05/07
297139-INSOL	NITRATE-N	227			mg/kg	50				200	227.2025	227	1	50	908.81	07/05/07
297139-INSOL	PHOSPHATE-P	50.0	U		mg/kg	50				200	0	0	1	50	0	07/05/07
297139-INSOL	SULFATE	300			mg/kg	50				200	300.0125	300	1	50	1200.05	07/05/07
297139-INSOL	NITROGEN	279			mg/kg	50										
297140-INSOL	**FLUORIDE**	245			mg/kg	50				200	245.02	245	1	50	980.08	07/05/07
297140-INSOL	**CHLORIDE**	1840			mg/kg	50				200	1839.885	1840	1	50	7359.54	07/05/07
297140-INSOL	NITRITE-N	92.7			mg/kg	50				200	92.7275	92.7	1	50	370.91	07/05/07
297140-INSOL	**BROMIDE**	50.0	U		mg/kg	50				200	25.335	25.3	1	50	101.34	07/05/07

020157

297140-INSOL	NITRATE-N	480			mg/kg	50				200	480.45	480	1	50	1921.8	07/05/07
297140-INSOL	PHOSPHATE-P	50.0	U		mg/kg	50				200	13.275	13.3	1	50	53.1	07/05/07
297140-INSOL	SULFATE	724			mg/kg	50				200	724.4675	724	1	50	2897.87	07/05/07
297140-INSOL	NITROGEN	573			mg/kg	50										
ICV	**FLUORIDE**	97.5			mg/L	0.2		97.5%	100	200	97.496	97.5	20	0.2	97496	07/06/07
ICV	**CHLORIDE**	206			mg/L	0.2		103.0%	200	200	205.59318	206	20	0.2	205593.18	07/06/07
ICV	NITRITE-N	110			mg/L	0.2		100.9%	109	200	109.57046	110	20	0.2	109570.46	07/06/07
ICV	**BROMIDE**	408			mg/L	0.2		102.0%	400	200	408.00591	408	20	0.2	408005.91	07/06/07
ICV	NITRATE-N	92.0			mg/L	0.2		101.8%	90.4	200	91.99216	92	20	0.2	91992.16	07/06/07
ICV	PHOSPHATE-P	195			mg/L	0.2		99.5%	196	200	195.2254	195	20	0.2	195225.4	07/06/07
ICV	SULFATE	410			mg/L	0.2		102.5%	400	200	409.68018	410	20	0.2	409680.18	07/06/07
ICV	NITROGEN	202			mg/L	0.2										
297126-TOTAL D	**FLUORIDE**	183			mg/kg	50	1.09%			200	182.7275	183	1	50	730.91	07/06/07
297126-TOTAL D	**CHLORIDE**	61.3			mg/kg	50	17.57%			200	61.2775	61.3	1	50	245.11	07/06/07
297126-TOTAL D	NITRITE-N	50.0	U		mg/kg	50	0.00%			200	44.2875	44.3	1	50	177.15	07/06/07
297126-TOTAL D	**BROMIDE**	50.0	U		mg/kg	50	0.00%			200	0	0	1	50	0	07/06/07
297126-TOTAL D	NITRATE-N	126			mg/kg	50	0.79%			200	125.995	126	1	50	503.98	07/06/07
297126-TOTAL D	PHOSPHATE-P	50.0	U		mg/kg	50	0.00%			200	18.1275	18.1	1	50	72.51	07/06/07
297126-TOTAL D	SULFATE	263			mg/kg	50	1.88%			200	262.6825	263	1	50	1050.73	07/06/07
297126-TOTAL D	NITROGEN	126			mg/kg	50										
297126-TOTAL S	**FLUORIDE**	429			mg/kg	50		97.6%	250	200	428.5175	429	1	50	1714.07	07/06/07
297126-TOTAL S	**CHLORIDE**	627			mg/kg	50		115.1%	500	200	626.8	627	1	50	2507.2	07/06/07
297126-TOTAL S	NITRITE-N	315			mg/kg	50		115.4%	273	200	314.66	315	1	50	1258.64	07/06/07
297126-TOTAL S	**BROMIDE**	1020			mg/kg	50		102.0%	1000	200	1024.14	1020	1	50	4096.56	07/06/07
297126-TOTAL S	NITRATE-N	352			mg/kg	50		99.6%	226	200	352.16	352	1	50	1408.64	07/06/07
297126-TOTAL S	PHOSPHATE-P	497			mg/kg	50		101.4%	490	200	497.345	497	1	50	1989.38	07/06/07
297126-TOTAL S	SULFATE	1310			mg/kg	50		104.2%	1000	200	1311.2475	1310	1	50	5244.99	07/06/07
297126-TOTAL S	NITROGEN	667			mg/kg	50		108.4%	499							

Southwest Research Institute
WC Sample Prep Logbook

020159

Analysis: 5050 BOMB PREP FOR IC
Project #: 06002.01.212
Method (circle) Digestion / Distillation / Extraction / Bomb
Task Order#: 070622-2
Client: DIV. # 20 (M. JUCKETT)
TAP#: N/A

Balance ID: #16
Digestion Apparatus: "NEW" BOMB
Temperature: N/A
LCS ID: N/A
LCS TV = N/A
Notes / Prep:

Sample ID	Sample Wt (g) Sample Vol (ml)	Final Volume (ml)	DODECANE (g)	10ml CARBONATE/ BICARB.	
PB	—	50ml	0.500	10ml	
297126 (RAW)	0.200				
27	0.201				
28	0.200				
29	0.200				
37	0.202				
38	0.200				
39	0.200	53ml			
40	0.200	50ml			
297126 (INSOLUBLE)	0.210	50ml			
27	0.215	53ml			
28	0.203	52ml			
29	0.200	50ml			
37	0.200				
38	0.200				
39	0.200				
40	0.200	50ml			

Analyst Signature: [signature]
Date: 07/02/07
Reviewed by: [signature]
Date: 07/03/07

Logbook# - Page # 1. 022

FRM-277 (Rev 2/May 06)

Southwest Research Institute
WC Sample Prep Logbook

020160

Analysis: 5050 BOMB PREP FOR IC
Project #: 06002.01.212
Method (circle) Digestion / Distillation / Extraction / Bomb
Task Order#: 070622-2
Client: DIV. # 20 (M. JUCKETT)
TAP#: N/A

Balance ID: #16
Digestion Apparatus: "NEW" BOMB
Temperature: N/A
LCS ID: N/A
LCS TV = N/A
Notes / Prep:

Sample ID	Sample Wt (g) Sample Vol (ml)	Final Volume (ml)	DODECANE (g)	10mL CARBONATE/ BICARB.
PB	—	50mL	0.500	10mL
297126 (RNW)	0.200			
27	0.201			
28	0.200			
29	0.200			
37	0.202			
38	0.200			
39	0.200	53mL		
40	0.200	50mL		
297126 (INSOLUBLE)	0.210	50mL		
27	0.215	53mL		
28	0.203	52mL		
29	0.200	50mL		
37	0.200			
38	0.200			
39	0.200			
40	0.200	50mL		

Analyst Signature: [signature]
Date: 07/02/07
Reviewed by: [signature]
Date: 07/03/07

Logbook# - Page # 1. 022

FRM-277 (Rev 2/May 06)

020161

Sample ID	Intitial Weight/Vol	Final Weight/Vol	Percent Solids
ICV	20000	1	100
PB	200	50	100
297126-TOTAL	200	50	100
297127-TOTAL	201	50	100
297128-TOTAL	200	50	100
297129-TOTAL	200	50	100
297137-TOTAL	202	50	100
297138-TOTAL	200	50	100
297139-TOTAL	200	50	100
297140-TOTAL	200	50	100
PB-2 INSOL	200	50	100
297126-INSOL	210	50	100
297126-INSOL D	210	50	100
297126-INSOL S	210	50	100
297127-INSOL	215	50	100
297128-INSOL	203	50	100
297129-INSOL	200	50	100
297137-INSOL	200	50	100
297138-INSOL	200	50	100
297139-INSOL	200	50	100
297140-INSOL	200	50	100
ICV	20000	1	100
297126-TOTAL D	200	50	100
297126-TOTAL S	200	50	100

Schedule File: C:\PeakNet\SCHEDULE\05JUL07.sch

Line	Sample	Sample Type	Level	Method	Data File	Dilution
1	ICV	Sample		anions070606.met	070703_001.dxd	20
2	ICB	Sample		anions070606.met	070703_002.dxd	1
3	PB	Sample		anions070606.met	070703_003.dxd	1
4	297126-TOTAL	Sample		anions070606.met	070703_004.dxd	1
5	297126-TOTAL D	Sample		anions070606.met	070703_005.dxd	1
6	297126-TOTAL S	Sample		anions070606.met	070703_006.dxd	1
7	297127-TOTAL	Sample		anions070606.met	070703_007.dxd	1
8	297128-TOTAL	Sample		anions070606.met	070703_008.dxd	1
9	297129-TOTAL	Sample		anions070606.met	070703_009.dxd	1
10	297137-TOTAL	Sample		anions070606.met	070703_010.dxd	1
11	297138-TOTAL	Sample		anions070606.met	070703_011.dxd	1
12	297139-TOTAL	Sample		anions070606.met	070703_012.dxd	1
13	CCV	Sample		anions070606.met	070703_013.dxd	20
14	CCB	Sample		anions070606.met	070703_014.dxd	1
15	297140-TOTAL	Sample		anions070606.met	070703_015.dxd	1
16	PB-2 INSOL	Sample		anions070606.met	070703_016.dxd	1
17	297126-INSOL	Sample		anions070606.met	070703_017.dxd	1
18	297126-INSOL D	Sample		anions070606.met	070703_018.dxd	1
19	297126-INSOL S	Sample		anions070606.met	070703_019.dxd	1
20	297127-INSOL	Sample		anions070606.met	070703_020.dxd	1
21	297128-INSOL	Sample		anions070606.met	070703_021.dxd	1
22	297129-INSOL	Sample		anions070606.met	070703_022.dxd	1
23	297137-INSOL	Sample		anions070606.met	070703_023.dxd	1
24	297138-INSOL	Sample		anions070606.met	070703_024.dxd	1
25	CCV	Sample		anions070606.met	070703_025.dxd	20
26	CCB	Sample		anions070606.met	070703_026.dxd	1
27	297139-INSOL	Sample		anions070606.met	070703_027.dxd	1
28	297140-INSOL	Sample		anions070606.met	070703_028.dxd	1
29	CCV	Sample		anions070606.met	070703_029.dxd	20
30	CCB	Sample		anions070606.met	070703_030.dxd	1

020162

Default Method Path: C:\PEAKNET\METHOD
Default Data Path: C:\PEAKNET\DATA\070705
Comment:
DIV 20 06002.01.212 TO#070622-2

"M" INDICATES MANUAL INTEGRATION

R Spain 7/9/07

ICV Sources:
1) SPEX LOT#33-13AS (INORG#6254)
   F = 100 mg/L
   Cl = 200 mg/L
   Br = 400 mg/L
   NO3N = 90.4 mg/L
   PO4P = 196 mg/L
   SO4 = 400 mg/L
2) 88-01-IC6
   NO2N 109 mg/L

Sample Name : ICV
Dilution Factor : 20.00
Injection Number : 1
Data File Name : ...\070703_001.DXD
Method File Name : c:\peaknet\method\anions070606.met
Schedule File Name : c:\peaknet\schedule\05jul07.sch

Date Time Collected : 7/5/07 4:05:09 PM
System Name : Dx-500
Detector Name : Conductivity Detector
Column Type : AS14-SN#018097 AG14-#019940
System Operator : RSPIES

020163

Peak Information : All Components

Pk. Num	Ret Time	Component Name	Concentration (PPB)	Height	Area	Bl. Code	%Delta
1	3.02	FLUORIDE	100148.321 ✓	167506	1249883	1	-1.31
2	4.23	CHLORIDE	207915.127 ✓	206767	1680571	2	-1.63
3	5.06	NITRITE-N	109586.576 ✓	170386	1853786	2	-2.50
4	6.28	BROMIDE	410789.548 ✓	114032	1397567	2	-2.33
5	7.33	NITRATE-N	93121.939 ✓	114788	1791877	2	-0.81
6	9.52	PHOSPHATE-P	199273.651 ✓	60217	1331077	2	-2.86
7	11.34	SULFATE	413533.941 ✓	98464	2336867	2	-3.24
	0.00		---total(s)--- 1534369.102		11641629		

ICV

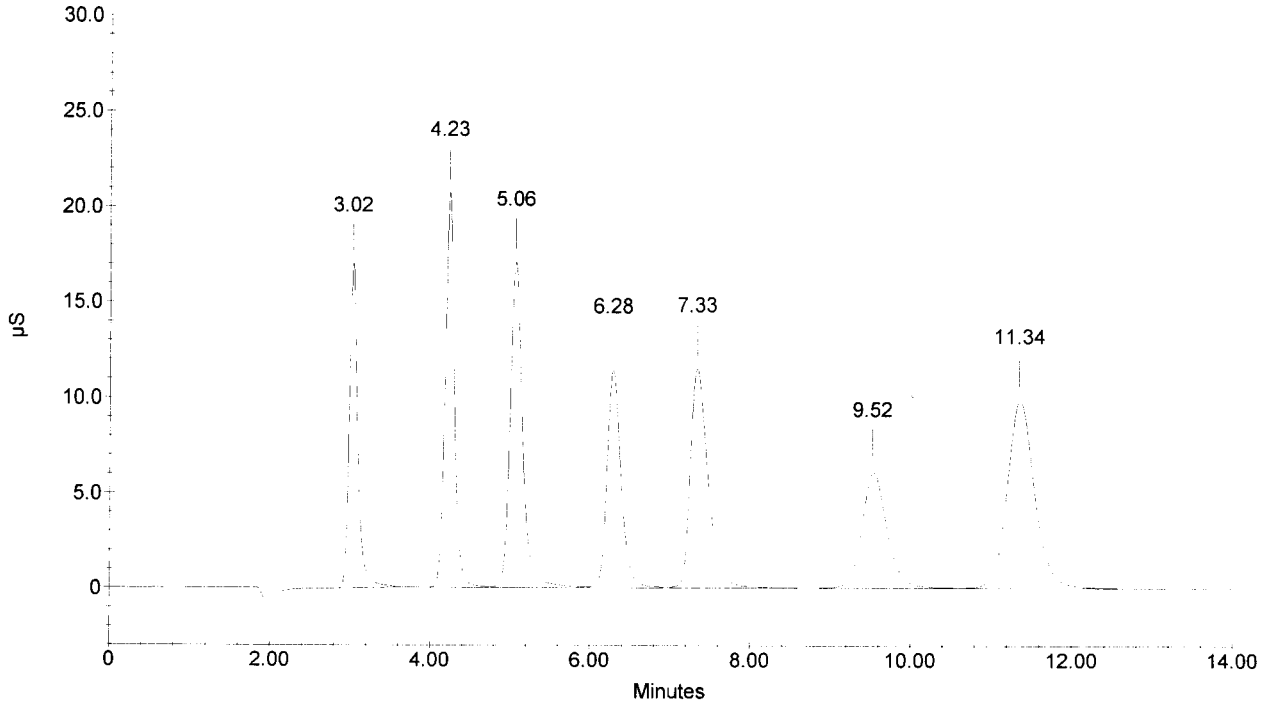

Sample Name : ICB
Dilution Factor : 1.00
Injection Number : 2
Data File Name : ...\070703_002.DXD
Method File Name : c:\peaknet\method\anions070606.met
Schedule File Name : c:\peaknet\schedule\05jul07.sch

Date Time Collected : 7/5/07 4:21:54 PM
System Name : Dx-500
Detector Name : Conductivity Detector
Column Type : AS14-SN#018097 AG14-#019940
System Operator : RSPIES

020164

Peak Information : All Components

Pk. Num	Ret Time	Component Name	Concentration (PPB)	Height	Area	Bl. Code	%Delta
1	3.20	FLUORIDE	76.187	140	2981	1	4.58
2	4.21	CHLORIDE	78.113	169	6632	1	-2.09
		NITRITE-N					
		BROMIDE					
		NITRATE-N					
		PHOSPHATE-P					
		SULFATE					
			---total(s)---				
	0.00		154.301		9613		

ICB

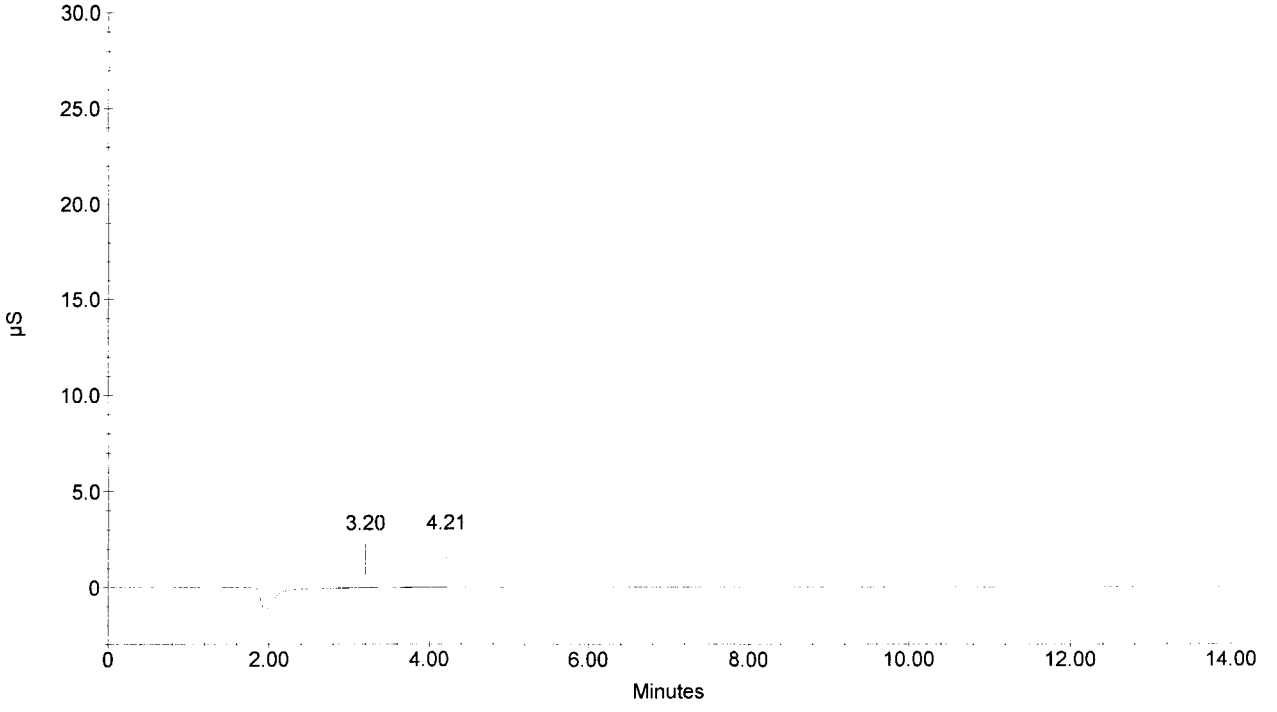

Sample Name : PB
Dilution Factor : 1.00
Injection Number : 3
Data File Name : ...\070703_003.DXD
Method File Name : c:\peaknet\method\anions070606.met
Schedule File Name : c:\peaknet\schedule\05jul07.sch

Date Time Collected : 7/5/07 4:38:33 PM
System Name : Dx-500
Detector Name : Conductivity Detector
Column Type : AS14-SN#018097 AG14-#019940
System Operator : RSPIES

020165

Peak Information : All Components

Pk. Num	Ret Time	Component Name	Concentration (PPB)	Height	Area	Bl. Code	%Delta
1	3.99		0.000	5356	77591	2	
2	4.29	CHLORIDE	128.682	1884	14182	2	-0.23
3	5.08	NITRITE-N BROMIDE	83.391	1924	19334	1	-2.12
4	7.47	NITRATE-N PHOSPHATE-P	124.622	2290	35294	1	1.08
5	11.38	SULFATE	86.386	234	5057	1	-2.90
			---total(s)---				
	0.00		423.081		151458		

PB

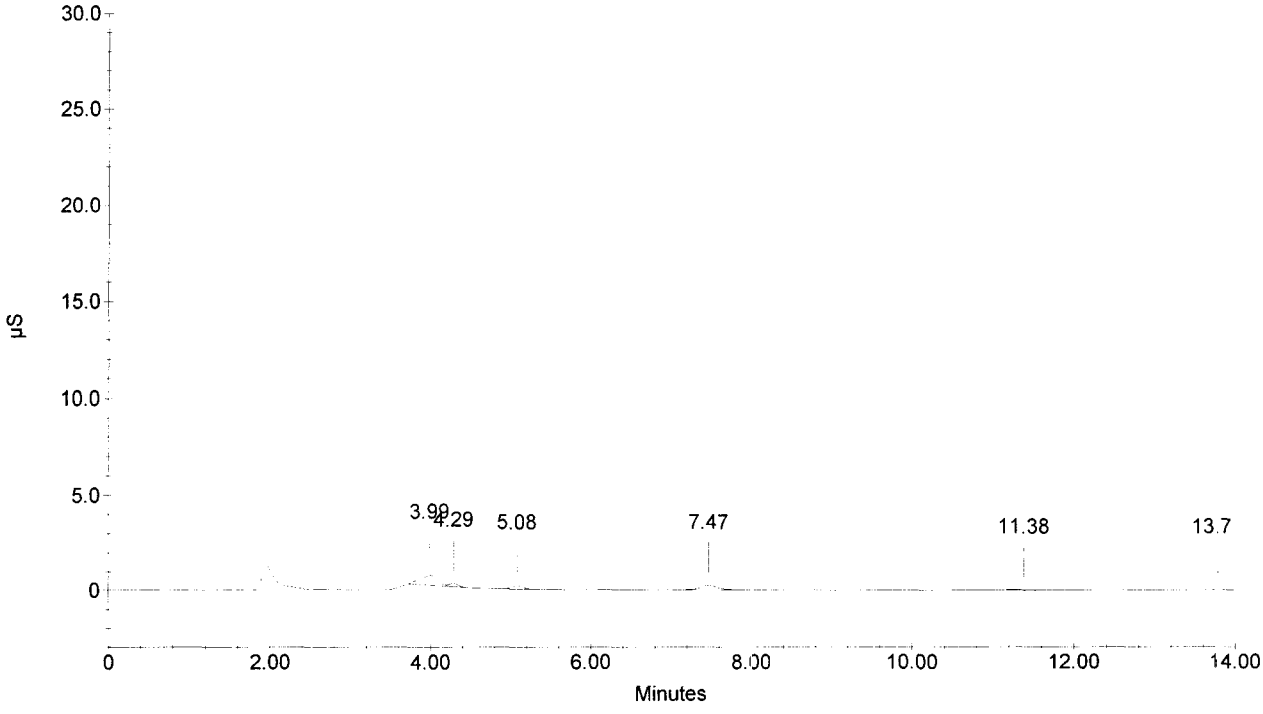

Sample Name : 297126-TOTAL
Dilution Factor : 1.00
Injection Number : 4
Data File Name : ...\070703_004.DXD
Method File Name : c:\peaknet\method\anions070606.met
Schedule File Name : c:\peaknet\schedule\05jul07.sch

Date Time Collected : 7/5/07 4:55:15 PM
System Name : Dx-500
Detector Name : Conductivity Detector
Column Type : AS14-SN#018097 AG14-#019940
System Operator : RSPIES

020166

Peak Information : All Components

Pk. Num	Ret Time RS 7/10/07	Component Name	Concentration (PPB)	Height	Area	Bl. Code	%Delta
1 * M	3.00	FLUORIDE	738.450 ✓	15118	168287	1	-1.96
3 * M	4.29	CHLORIDE	205.544 ✓	3462	25667	2	-0.23
4	5.07	NITRITE-N	176.483 ✓	4805	48931	1	-2.31
		BROMIDE ✓					
5	7.42	NITRATE-N	508.687 ✓	11256	173965	1	0.41
6	9.50	PHOSPHATE-P	48.573 ✓	92	1163	1	-3.06
7	11.38	SULFATE	1071.516 ✓	4183	106786	1	-2.90
			---total(s)---				
	0.00		2749.252		524799		

297126-TOTAL

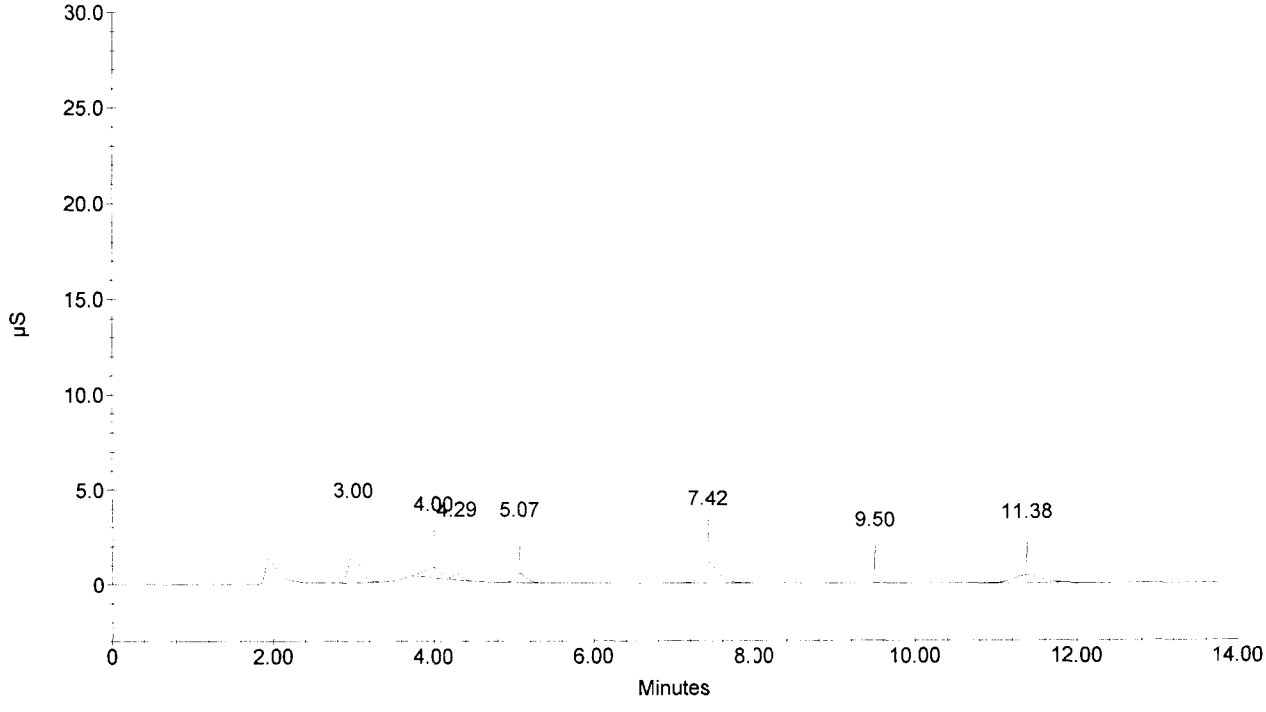

RSS 7/6/07

Sample Name : 297126-TOTAL DS
Dilution Factor : 1.00
Injection Number : 5
Data File Name : ...\070703_005.DXD
Method File Name : c:\peaknet\method\anions070606.met
Schedule File Name : c:\peaknet\schedule\05jul07.sch

Date Time Collected : 7/5/07 5:11:54 PM
System Name : Dx-500
Detector Name : Conductivity Detector
Column Type : AS14-SN#018097 AG14-#019940
System Operator : RSPIES

020167

Peak Information : All Components

Pk. Num	Ret Time RSS 7/6/07	Component Name	Concentration (PPB)	Height	Area	Bl. Code	%Delta
1 * M	3.01	FLUORIDE	1607.800	34822	386277	1	-1.63
3 ↓	4.30	CHLORIDE	2146.418	41916	320000	2	0.00
4	5.09	NITRITE-N	1182.590	35564	373496	1	-1.93
5	6.32	BROMIDE	3988.416	20105	247346	1	-1.71
6	7.39	NITRATE-N	1399.367	32452	502501	1	0.00
7	9.54	PHOSPHATE-P	2029.489	10712	251937	2	-2.65
8	11.36	SULFATE	5219.523	22061	544461	2	-3.07
	0.00		---total(s)--- 17573.604		2626018		

RSS 7/6/07

297126-TOTAL DS

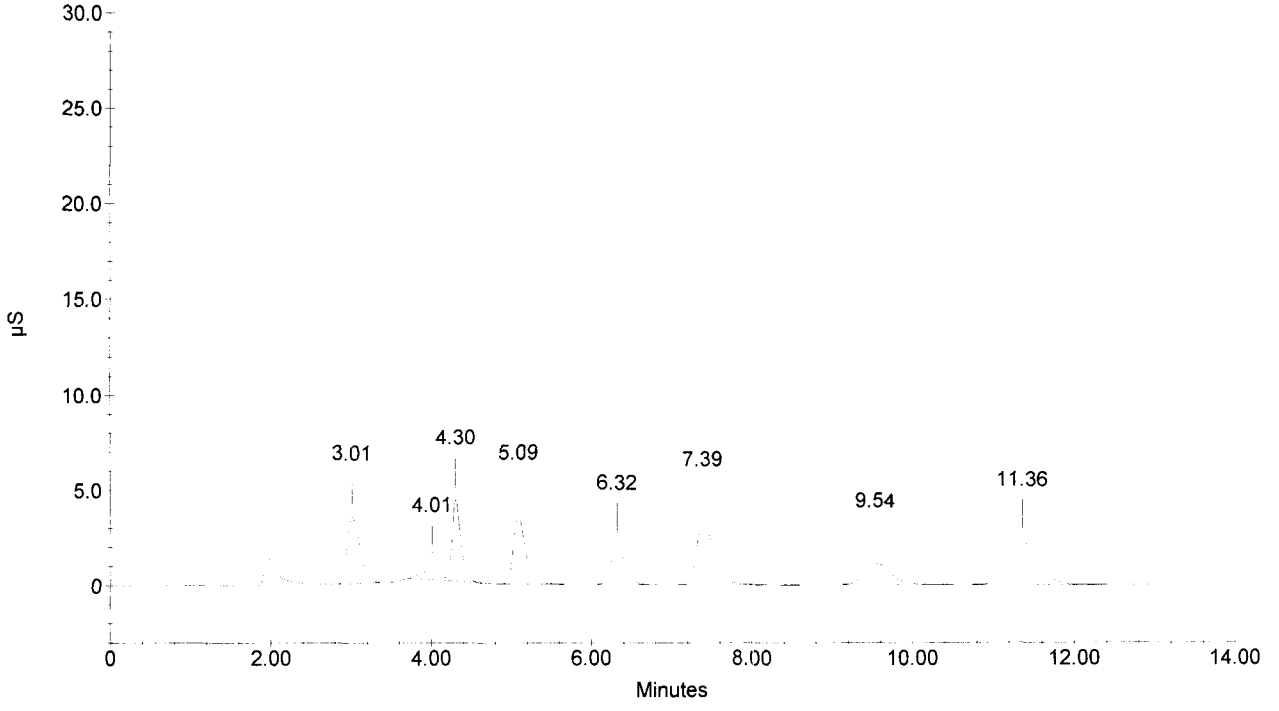

RSS 7/6/07

Sample Name : 297126-TOTAL SD
Dilution Factor : 1.00
Injection Number : 6
Data File Name : ...\070703_006.DXD
Method File Name : c:\peaknet\method\anions070606.met
Schedule File Name : c:\peaknet\schedule\05jul07.sch

Date Time Collected : 7/5/07 5:28:36 PM
System Name : Dx-500
Detector Name : Conductivity Detector
Column Type : AS14-SN#018097 AG14-#019940
System Operator : RSPIES

020168

Peak Information : All Components

Pk. Num	Ret Time	Component Name	Concentration (PPB)	Height	Area	Bl. Code	%Delta
RSS 7/6/07 M							
1	3.01	FLUORIDE	743.535	15156	169559	1	-1.63
3	4.30	CHLORIDE	206.834	3394	25860	2	0.00
4	5.09	NITRITE-N BROMIDE	180.311	4837	50150	1	-1.93
5	7.43	NITRATE-N	504.659	11231	172501	1	0.54
6	9.58	PHOSPHATE-P	55.527	100	2032	1	-2.24
7	11.38	SULFATE	1070.144	4222	106644	1	-2.90
			---total(s)---				
	0.00		2761.011		526746		

RSS 7/6/07

297126-TOTAL SD

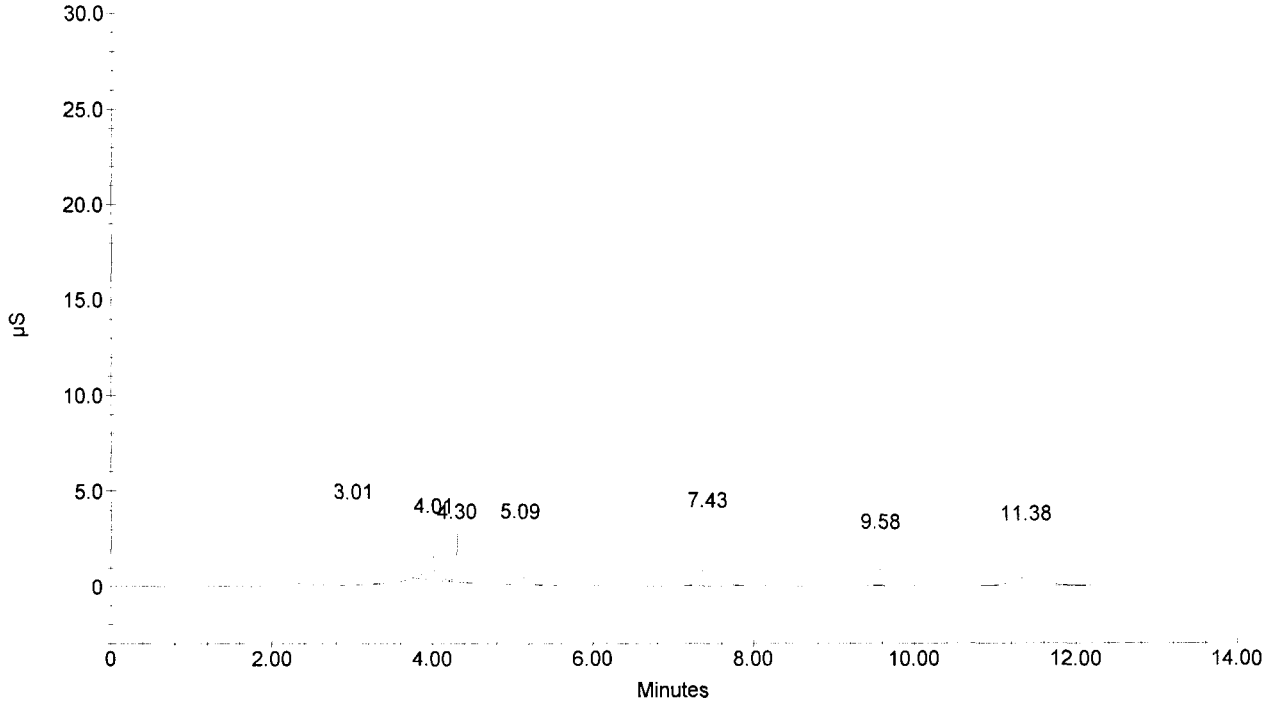

Sample Name : 297127-TOTAL
Dilution Factor : 1.00
Injection Number : 7
Data File Name : ...\070703_007.DXD
Method File Name : c:\peaknet\method\anions070606.met
Schedule File Name : c:\peaknet\schedule\05jul07.sch

Date Time Collected : 7/5/07 5:45:14 PM
System Name : Dx-500
Detector Name : Conductivity Detector
Column Type : AS14-SN#018097 AG14-#019940
System Operator : RSPIES

020169

Peak Information : All Components

Pk. Num	Ret Time	Component Name	Concentration (PPB)	Height	Area	Bl. Code	%Delta
1	3.00	FLUORIDE	535.920	10454	117665	1	-1.96
3	4.29	CHLORIDE	209.820	3488	26306	2	-0.23
4	5.08	NITRITE-N	540.904	15302	165499	1	-2.12
		BROMIDE					
5	7.43	NITRATE-N	557.133	12491	191583	1	0.54
6	9.56	PHOSPHATE-P	50.199	102	1366	1	-2.45
7	11.36	SULFATE	1118.961	4711	111707	1	-3.07
		---total(s)---					
	0.00		3012.938		614127		

297127-TOTAL

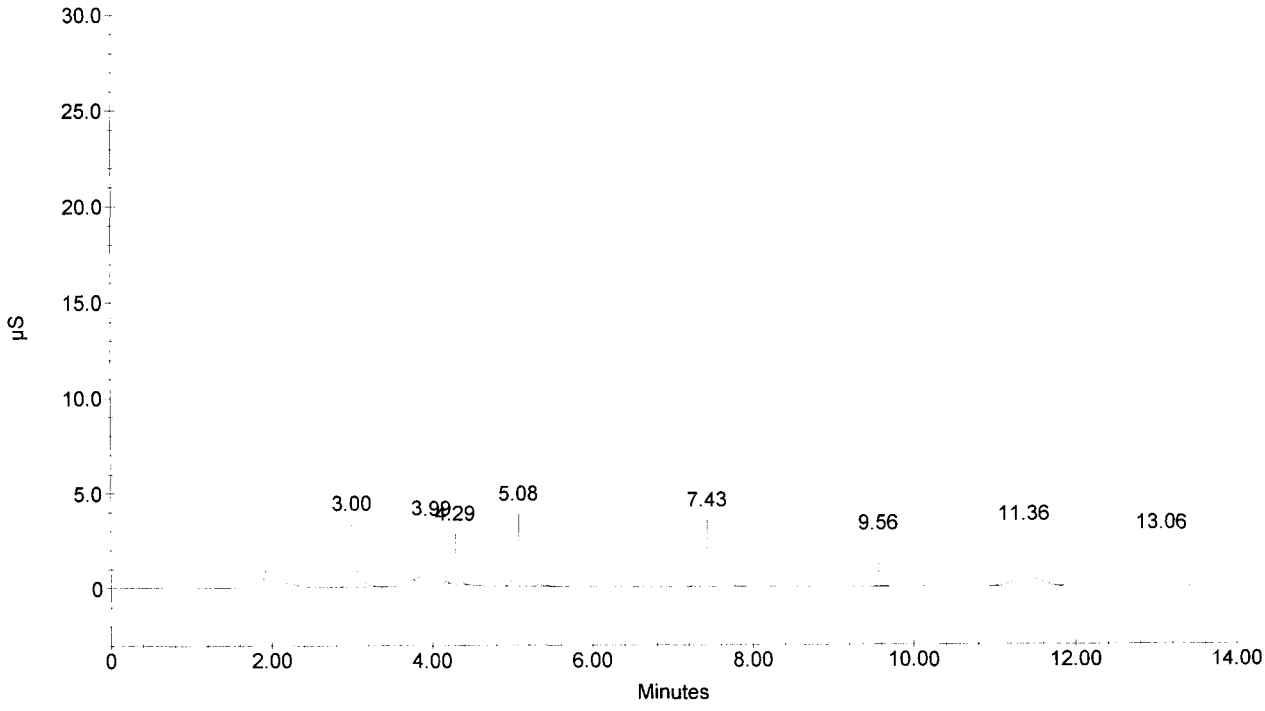

Sample Name : 297128-TOTAL
Dilution Factor : 1.00
Injection Number : 8
Data File Name : ...\070703_008.DXD
Method File Name : c:\peaknet\method\anions070606.met
Schedule File Name : c:\peaknet\schedule\05jul07.sch

Date Time Collected : 7/5/07 6:01:57 PM
System Name : Dx-500
Detector Name : Conductivity Detector
Column Type : AS14-SN#018097 AG14-#019940
System Operator : RSPIES

020170

Peak Information : All Components

Pk. Num	Ret Time	Component Name	Concentration (PPB)	Height	Area	Bl. Code	%Delta
1	3.00	FLUORIDE	525.905	10531	115163	1	-1.96
3	4.28	CHLORIDE	198.495	3424	24613	2	-0.47
4	5.07	NITRITE-N	502.700	14868	153226	1	-2.31
		BROMIDE					
5	7.41	NITRATE-N	875.667	20010	308140	1	0.27
6	9.60	PHOSPHATE-P	71.889	217	4077	1	-2.04
7	11.36	SULFATE	1334.492	5474	134082	1	-3.07
	0.00		---total(s)--- 3509.148		739301		

297128-TOTAL

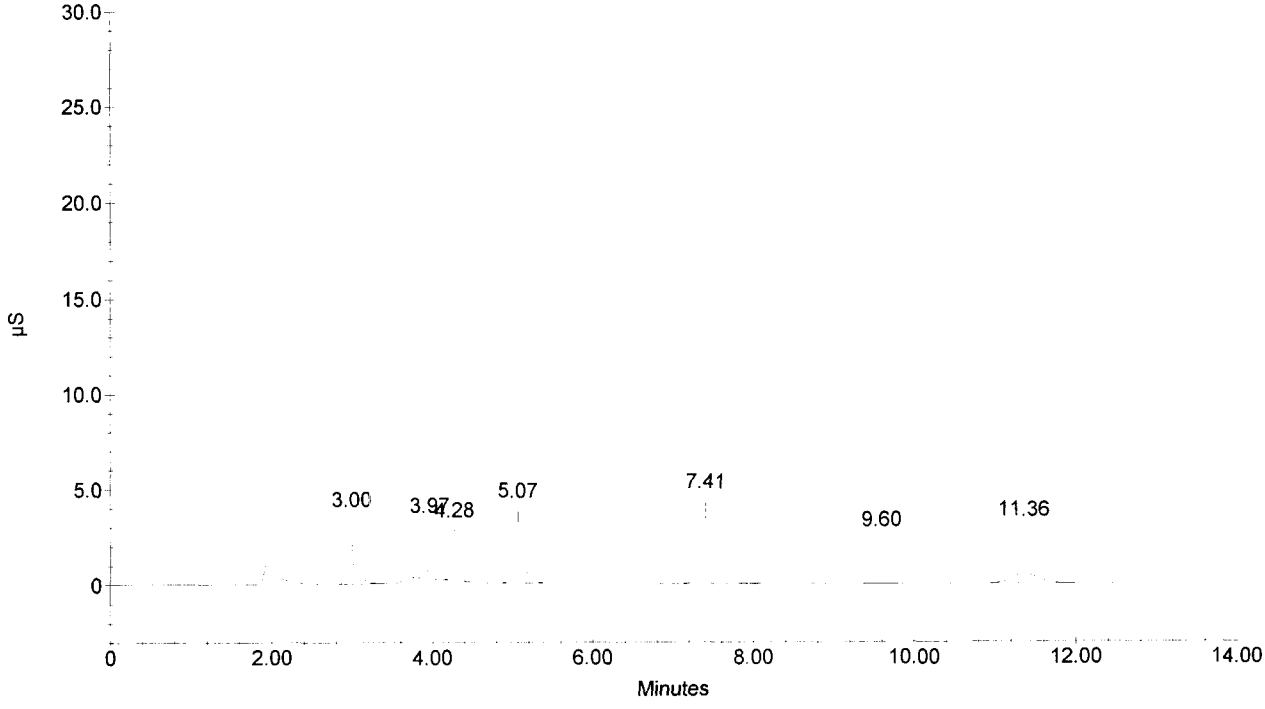

Sample Name : 297129-TOTAL
Dilution Factor : 1.00
Injection Number : 9
Data File Name : ...\070703_009.DXD
Method File Name : c:\peaknet\method\anions070606.met
Schedule File Name : c:\peaknet\schedule\05jul07.sch

Date Time Collected : 7/5/07 6:18:44 PM
System Name : Dx-500
Detector Name : Conductivity Detector
Column Type : AS14-SN#018097 AG14-#019940
System Operator : RSPIES

020171

Peak Information : All Components

Pk. Num	Ret Time	Component Name	Concentration (PPB)	Height	Area	Bl. Code	%Delta
	RSS 7/12/07						
1	3.00	FLUORIDE	625.074	12529	139941	1	-1.96
3	4.29	CHLORIDE	407.092	7557	55844	2	-0.23
4	5.08	NITRITE-N	477.972	14032	145289	1	-2.12
		BROMIDE					
5	7.38	NITRATE-N	2075.424	49062	758544	1	-0.14
6	9.58	PHOSPHATE-P	85.496	270	5778	1	-2.24
7	11.36	SULFATE	2421.093	10052	247499	1	-3.07
			---total(s)---				
	0.00		6092.152		1352894		

297129-TOTAL

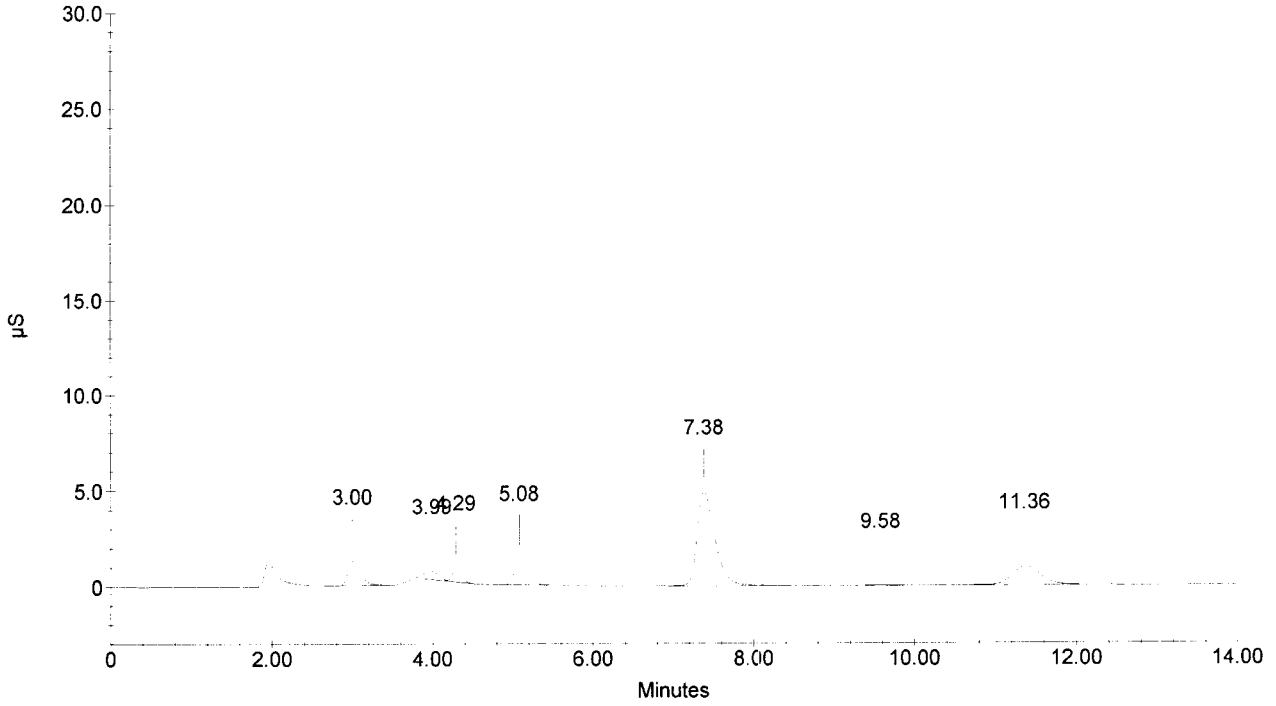

Sample Name : 297137-TOTAL
Dilution Factor : 1.00
Injection Number : 10
Data File Name : ...\070703_010.DXD
Method File Name : c:\peaknet\method\anions070606.met
Schedule File Name : c:\peaknet\schedule\05jul07.sch

Date Time Collected : 7/5/07 6:35:28 PM
System Name : Dx-500
Detector Name : Conductivity Detector
Column Type : AS14-SN#018097 AG14-#019940
System Operator : RSPIES

020172

Peak Information : All Components

Pk. Num	Ret Time RSS	Component Name	Concentration (PPB)	Height	Area	Bl. Code	%Delta
1	M 2.99	FLUORIDE	889.235 ✓	18340	206015	1	-2.29
3	↓ 4.28	CHLORIDE	1000.595 ✓	19104	145219	2	-0.47
4	5.07	NITRITE-N	694.951 ✓	20217	215114	1	-2.31
		BROMIDE ✓					
5	7.40	NITRATE-N	1070.979 ✓	24638	380226	1	0.14
		PHOSPHATE-P ✓					
6	11.36	SULFATE	1527.875 ✓	6207	154192	1	-3.07
	0.00		---total(s)--- 5183.635		1100765		

297137-TOTAL

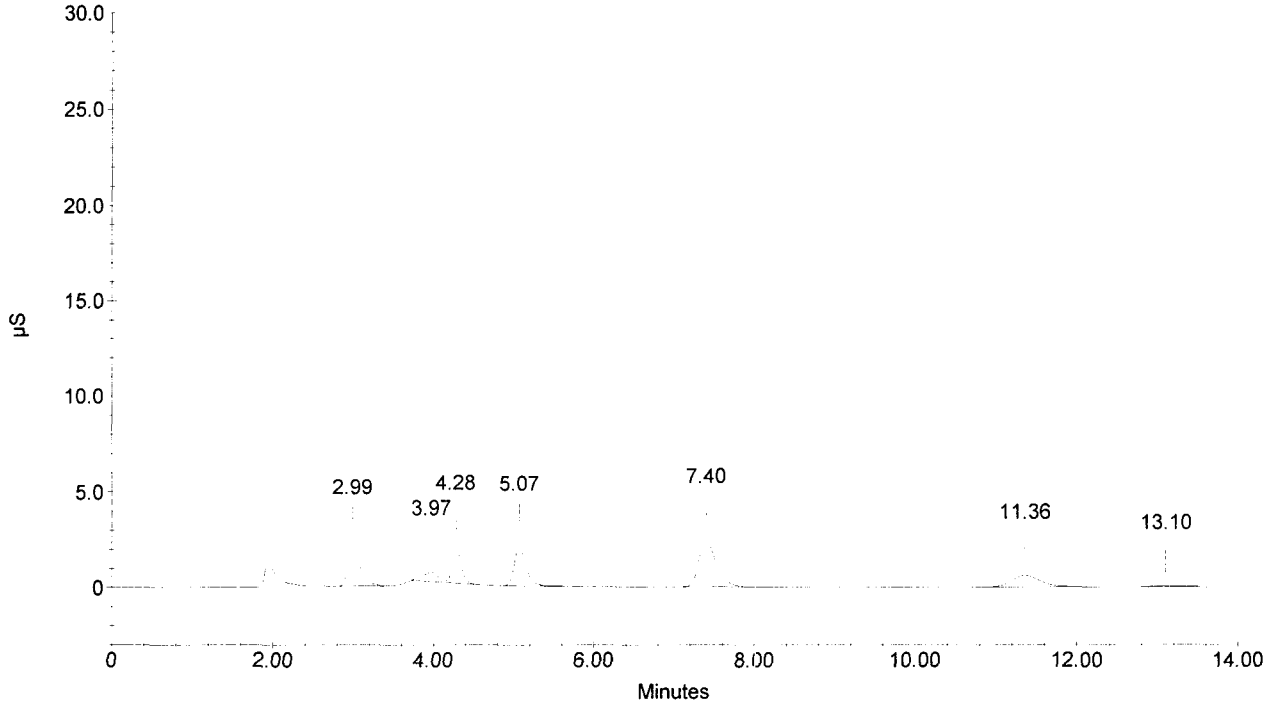

Sample Name : 297138-TOTAL
Dilution Factor : 1.00
Injection Number : 11
Data File Name : ...\070703_011.DXD
Method File Name : c:\peaknet\method\anions070606.met
Schedule File Name : c:\peaknet\schedule\05jul07.sch

Date Time Collected : 7/5/07 6:52:14 PM
System Name : Dx-500
Detector Name : Conductivity Detector
Column Type : AS14-SN#018097 AG14-#019940
System Operator : RSPIES

020173

Peak Information : All Components

Pk. Num	Ret Time RS 7/6/07	Component Name	Concentration (PPB)	Height	Area	Bl. Code	%Delta
1	M 3.00	FLUORIDE	1341.816 ✓	29389	319461	1	-1.96
3	↓ 4.28	CHLORIDE	2729.688 ✓	54751	410139	2	-0.47
4	5.07	NITRITE-N	274.462 ✓	7813	80161	1	-2.31
5	6.32	BROMIDE	90.638 ✓	357	3782	1	-1.71
6	7.40	NITRATE-N	779.895 ✓	17581	272964	1	0.14
		PHOSPHATE-P ✓					
7	11.36	SULFATE	3574.809 ✓	14879	369062	2	-3.07
			---total(s)---				
	0.00		8791.308		1455569		

297138-TOTAL

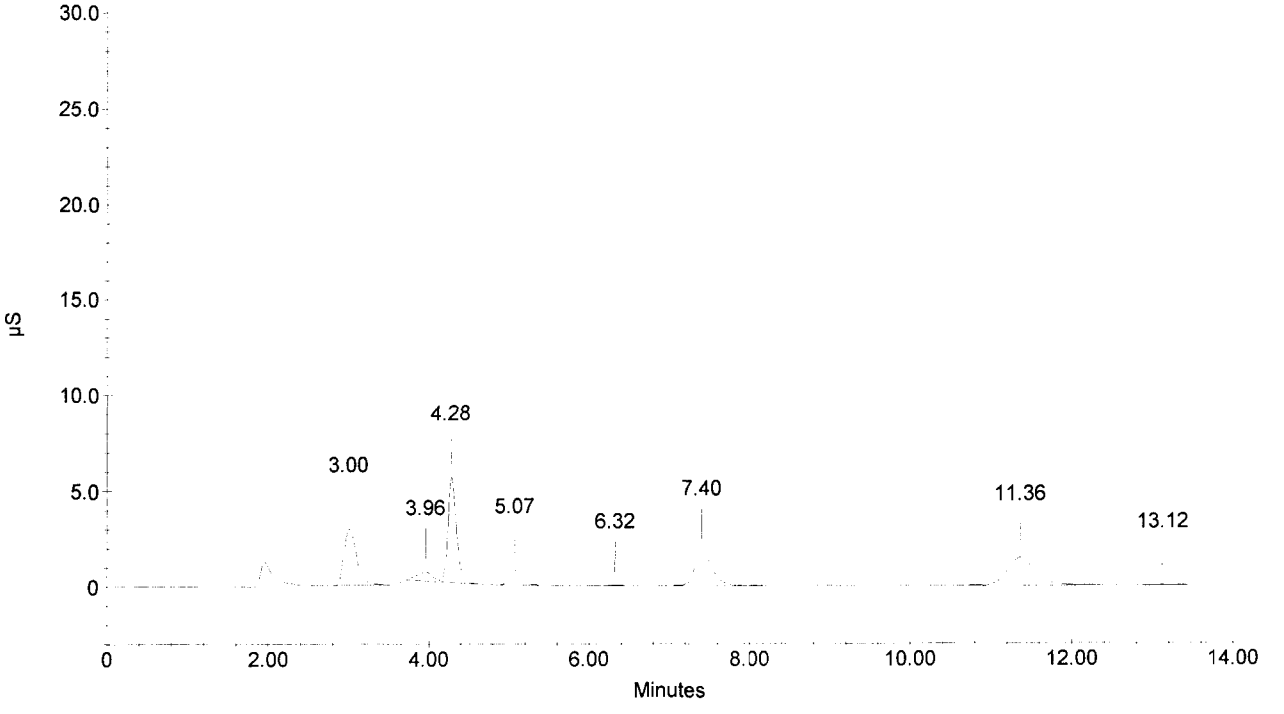

Sample Name : 297139-TOTAL
Dilution Factor : 1.00
Injection Number : 12
Data File Name : ...\070703_012.DXD
Method File Name : c:\peaknet\method\anions070606.met
Schedule File Name : c:\peaknet\schedule\05jul07.sch

Date Time Collected : 7/5/07 7:08:59 PM
System Name : Dx-500
Detector Name : Conductivity Detector
Column Type : AS14-SN#018097 AG14-#019940
System Operator : RSPIES

020174

Peak Information : All Components

Pk. Num	Ret Time	Component Name	Concentration (PPB)	Height	Area	Bl. Code	%Delta
	RSS 7/6/07						
1	M 3.00	FLUORIDE	1363.882 ✓	30545	325000	1	-1.96
3	↓ 4.28	CHLORIDE	4530.158 ✓	93061	693638	2	-0.47
4	5.07	NITRITE-N	408.371 ✓	11758	122975	1	-2.31
5	6.32	BROMIDE	139.087 ✓	583	6758	1	-1.71
6	7.38	NITRATE-N	1561.000 ✓	36245	563184	1	-0.14
		PHOSPHATE-P ✓					
7	11.36	SULFATE	4443.185 ✓	18766	461356	2	-3.07
			---total(s)---				
	0.00		12445.684		2172911		

297139-TOTAL

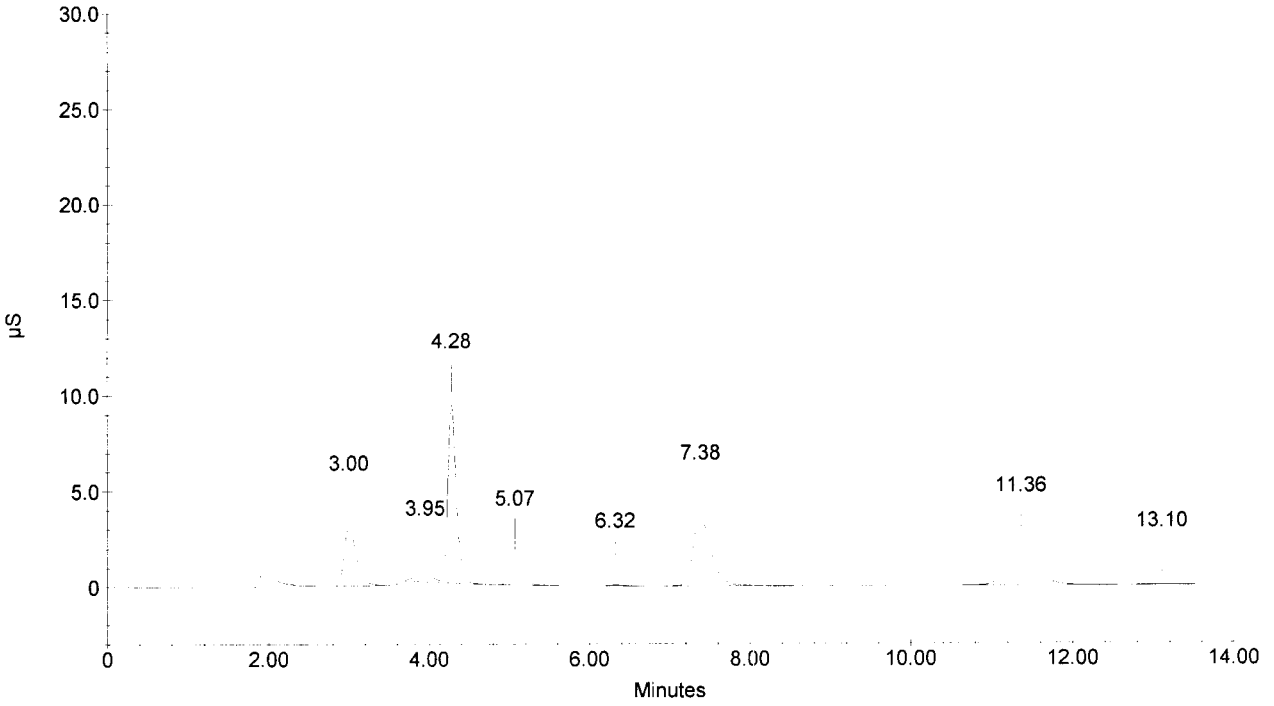

Sample Name : CCV
Dilution Factor : 20.00
Injection Number : 13
Data File Name : ...\070703_013.DXD
Method File Name : c:\peaknet\method\anions070606.met
Schedule File Name : c:\peaknet\schedule\05jul07.sch

Date Time Collected : 7/5/07 7:25:44 PM
System Name : Dx-500
Detector Name : Conductivity Detector
Column Type : AS14-SN#018097 AG14-#019940
System Operator : RSPIES

020175

Peak Information : All Components

Pk. Num	Ret Time	Component Name	Concentration (PPB)	Height	Area	Bl. Code	%Delta
1	3.01	FLUORIDE	101025.650	171118	1261146	1	-1.63
2	4.22	CHLORIDE	209552.067	208533	1695130	2	-1.86
3	5.05	NITRITE-N	109685.977	170067	1855582	2	-2.70
4	6.27	BROMIDE	412165.743	114462	1402839	2	-2.49
5	7.31	NITRATE-N	92836.326	114859	1785906	2	-1.08
6	9.50	PHOSPHATE-P	201145.395	61367	1344635	2	-3.06
7	11.30	SULFATE	417159.950	98873	2359733	2	-3.58
	0.00		---total(s)--- 1543571.109		11704970		

CCV

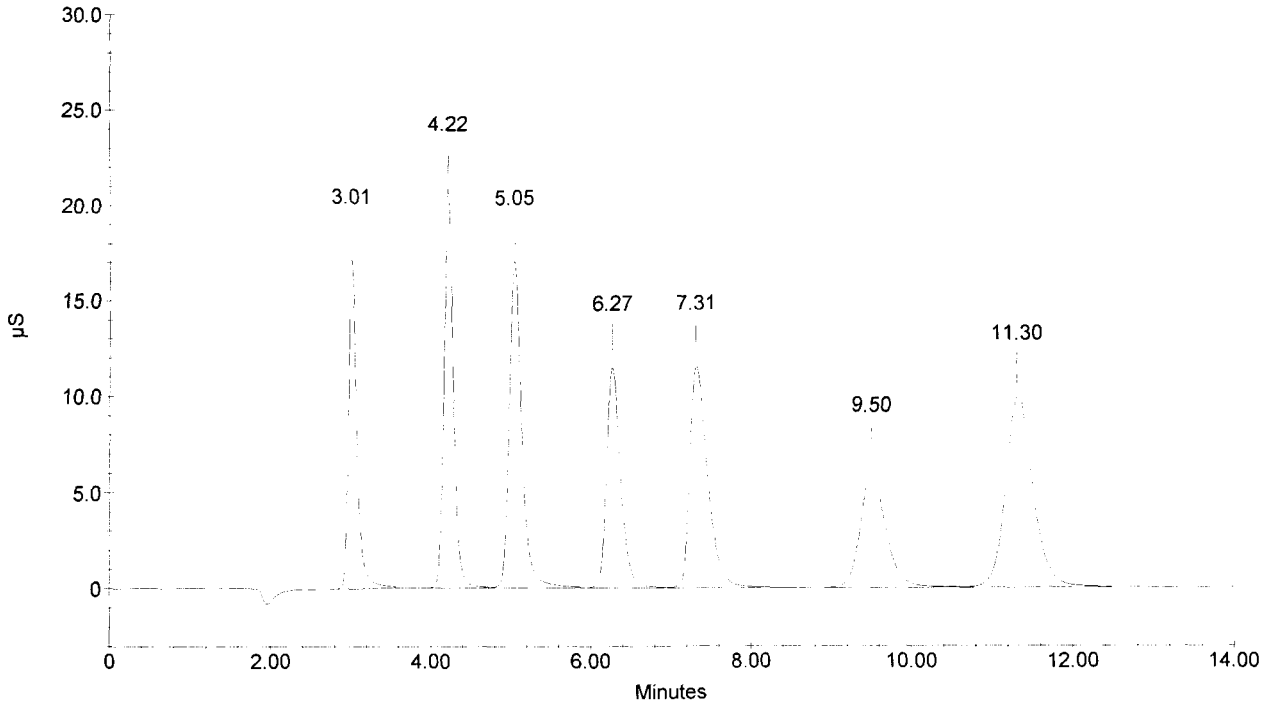

Sample Name : CCB
Dilution Factor : 1.00
Injection Number : 14
Data File Name : ...\070703_014.DXD
Method File Name : c:\peaknet\method\anions070606.met
Schedule File Name : c:\peaknet\schedule\05jul07.sch

Date Time Collected : 7/5/07 7:42:30 PM
System Name : Dx-500
Detector Name : Conductivity Detector
Column Type : AS14-SN#018097 AG14-#019940
System Operator : RSPIES

020176

Peak Information : All Components

Pk. Num	Ret Time	Component Name	Concentration (PPB)	Height	Area	Bl. Code	%Delta
1	3.76		0.000	221	2759	1	
		CHLORIDE					
		NITRITE-N					
		BROMIDE					
		NITRATE-N					
		PHOSPHATE-P					
		SULFATE					
			---total(s)---				
	0.00		0.000		2759		

CCB

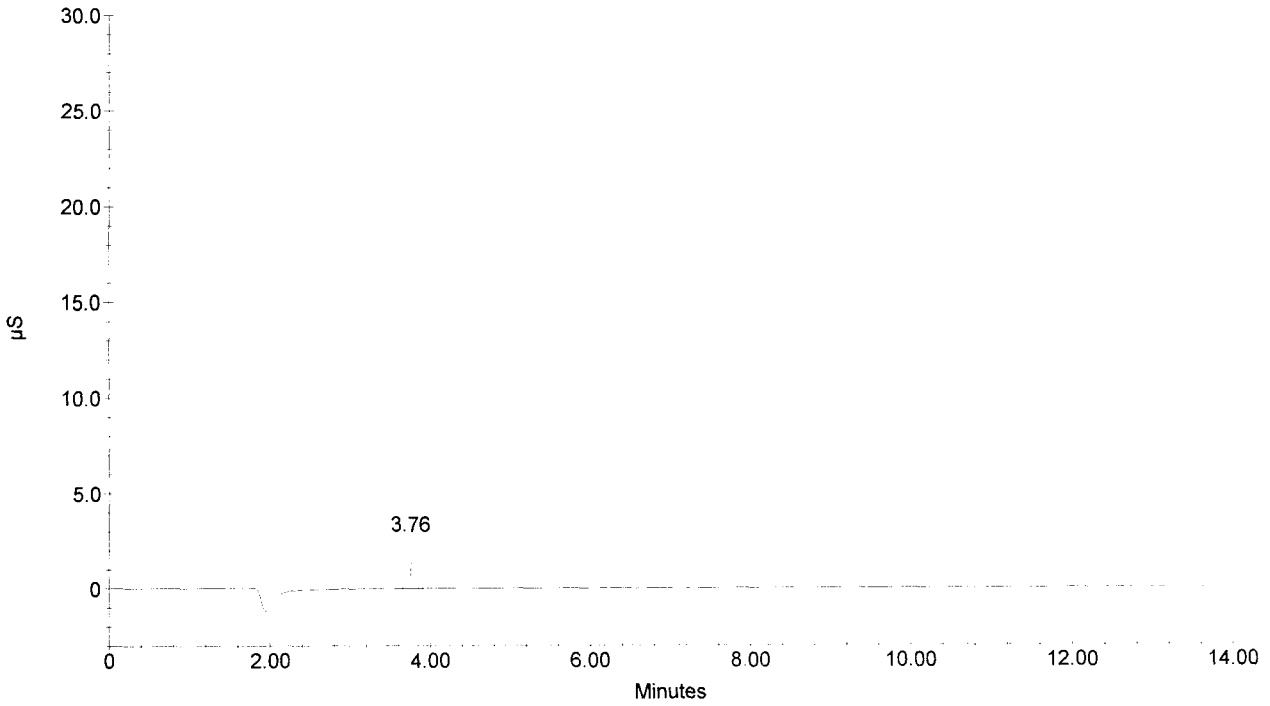

Sample Name : 297140-TOTAL
Dilution Factor : 1.00
Injection Number : 15
Data File Name : ...\070703_015.DXD
Method File Name : c:\peaknet\method\anions070606.met
Schedule File Name : c:\peaknet\schedule\05jul07.sch

Date Time Collected : 7/5/07 7:59:13 PM
System Name : Dx-500
Detector Name : Conductivity Detector
Column Type : AS14-SN#018097 AG14-#019940
System Operator : RSPIES

020177

Peak Information : All Components

Pk. Num	Ret Time	Component Name	Concentration (PPB)	Height	Area	Bl. Code	%Delta
	RSS 7/6/07						
1	M 3.00	FLUORIDE	1013.092 ✓	21607	237031	1	-1.96
3	↓ 4.28	CHLORIDE	8763.175 ✓	189942	1395065	2	-0.47
4	5.06	NITRITE-N	485.039 ✓	14561	147557	1	-2.50
5	6.31	BROMIDE	243.055 ✓	1114	13148	1	-1.87
6	7.35	NITRATE-N	2421.997 ✓	57795	892096	1	-0.54
7	9.52	PHOSPHATE-P	46.115 ✓	70	856	1	-2.86
8	11.34	SULFATE	7885.161 ✓	34391	834239	2	-3.24
			---total(s)---				
	0.00		20857.634		3519991		

297140-TOTAL

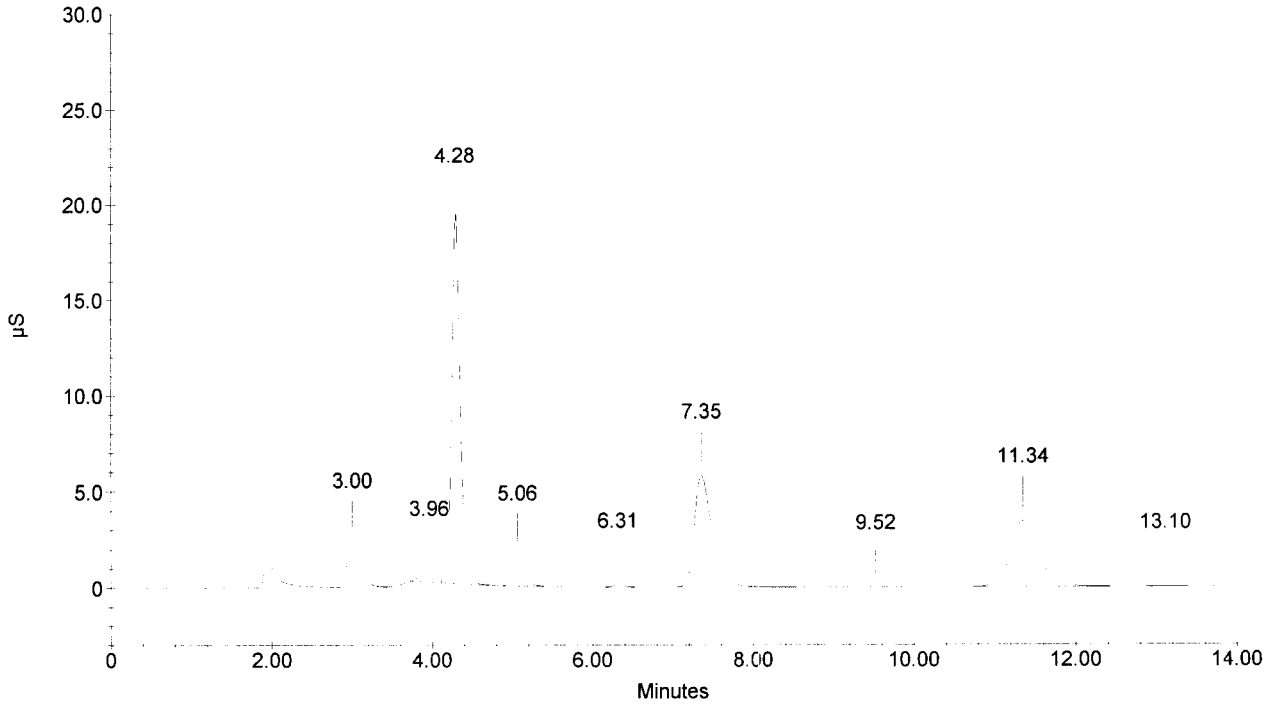

Sample Name : PB-2 INSOL
Dilution Factor : 1.00
Injection Number : 16
Data File Name : ...\070703_016.DXD
Method File Name : c:\peaknet\method\anions070606.met
Schedule File Name : c:\peaknet\schedule\05jul07.sch

Date Time Collected : 7/5/07 8:16:00 PM
System Name : Dx-500
Detector Name : Conductivity Detector
Column Type : AS14-SN#018097 AG14-#019940
System Operator : RSPIES

020178

Peak Information : All Components

Pk. Num	Ret Time	Component Name	Concentration (PPB)	Height	Area	Bl. Code	%Delta
1	3.98		0.000	4762	62205	2	
2	4.28	CHLORIDE	138.756	2102	15686	2	-0.47
3	5.08	NITRITE-N BROMIDE	127.446	3251	33332	1	-2.12
4	7.44	NITRATE-N PHOSPHATE-P	289.724	6268	94688	1	0.68
5	11.38	SULFATE	263.898	977	23328	1	-2.90
			---total(s)---				
	0.00		819.824		229239		

PB-2 INSOL

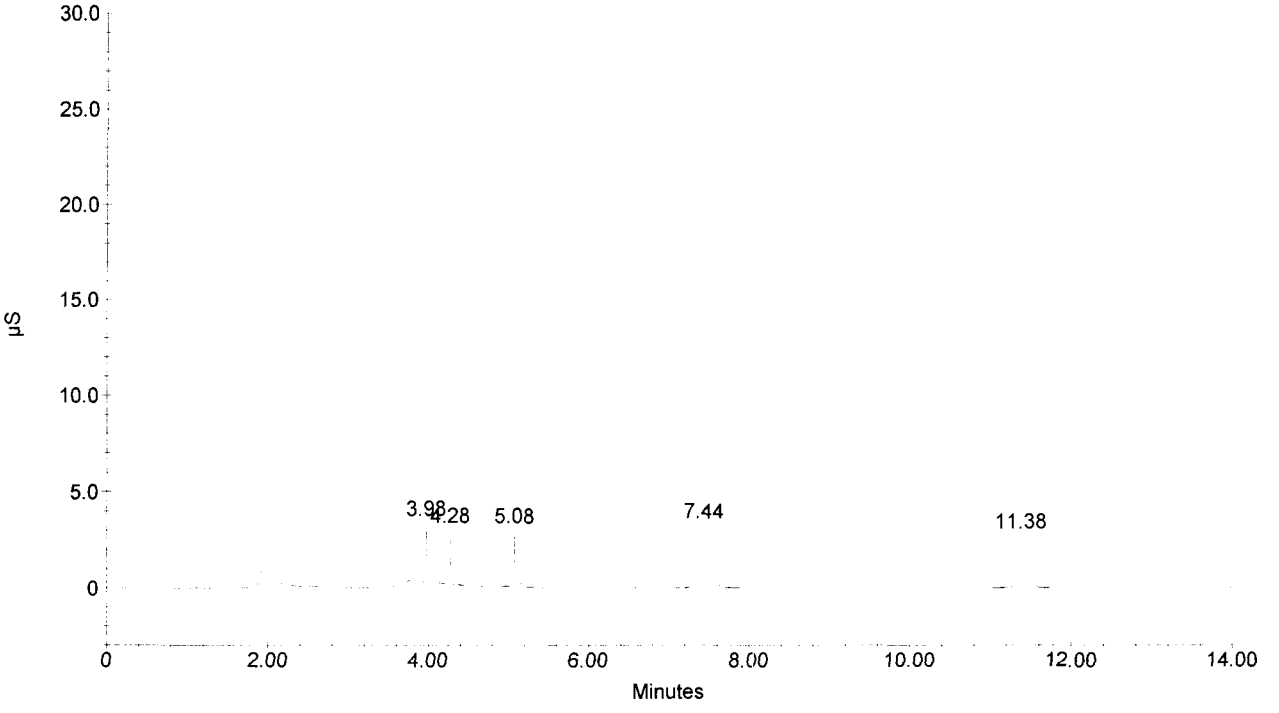

Sample Name : 297126-INSOL
Dilution Factor : 1.00
Injection Number : 17
Data File Name : ...\070703_017.DXD
Method File Name : c:\peaknet\method\anions070606.met
Schedule File Name : c:\peaknet\schedule\05jul07.sch

Date Time Collected : 7/5/07 8:32:44 PM
System Name : Dx-500
Detector Name : Conductivity Detector
Column Type : AS14-SN#018097 AG14-#019940
System Operator : RSPIES

020179

Peak Information : All Components

Pk. Num	Ret Time	Component Name	Concentration (PPB)	Height	Area	Bl. Code	%Delta
	RSS 7/6/07						
1	M 3.00	FLUORIDE	640.476 ✓	13106	143791	1	-1.96
3	✓ 4.28	CHLORIDE	225.036 ✓	3790	28581	2	-0.47
4	5.07	NITRITE-N	218.978 ✓	6047	62466	1	-2.31
		BROMIDE ✓					
5	7.42	NITRATE-N	477.296 ✓	10490	162564	1	0.41
6	9.52	PHOSPHATE-P	54.072 ✓	103	1850	1	-2.86
7	11.36	SULFATE	981.702 ✓	3946	97478	1	-3.07
			---total(s)---				
	0.00		2597.560		496730		

297126-INSOL

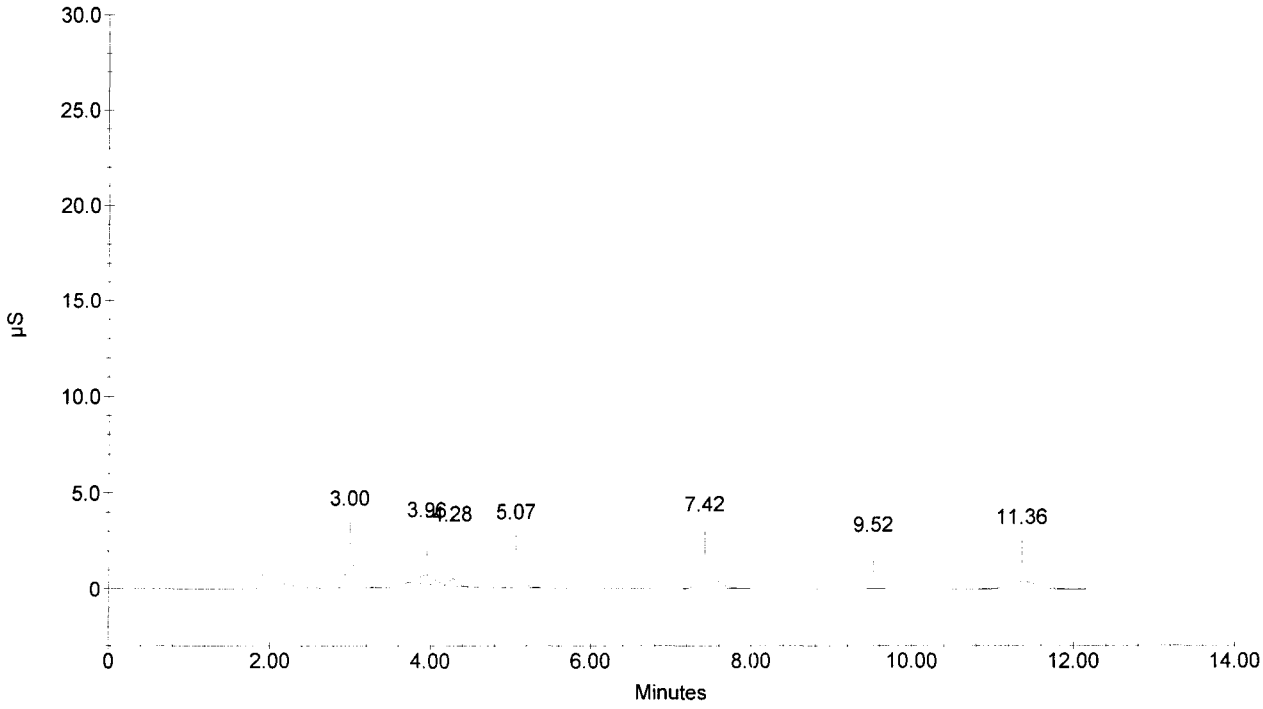

Sample Name : 297126-INSOL D
Dilution Factor : 1.00
Injection Number : 18
Data File Name : ...\070703_018.DXD
Method File Name : c:\peaknet\method\anions070606.met
Schedule File Name : c:\peaknet\schedule\05jul07.sch

Date Time Collected : 7/5/07 8:49:29 PM
System Name : Dx-500
Detector Name : Conductivity Detector
Column Type : AS14-SN#018097 AG14-#019940
System Operator : RSPIES

020180

Peak Information : All Components

Pk. Num	Ret Time	Component Name	Concentration (PPB)	Height	Area	Bl. Code	%Delta
	RSS 7/6/07						
1	3.00	FLUORIDE	639.728	13073	143604	1	-1.96
3	4.27	CHLORIDE	232.641	3732	29719	2	-0.70
4	5.07	NITRITE-N BROMIDE	213.371	6011	60679	1	-2.31
5	7.42	NITRATE-N	483.864	10579	164949	1	0.41
6	9.52	PHOSPHATE-P	72.884	188	4201	1	-2.86
7	11.36	SULFATE	965.495	3968	95799	1	-3.07
			---total(s)---				
	0.00		2607.982		498951		

297126-INSOL D

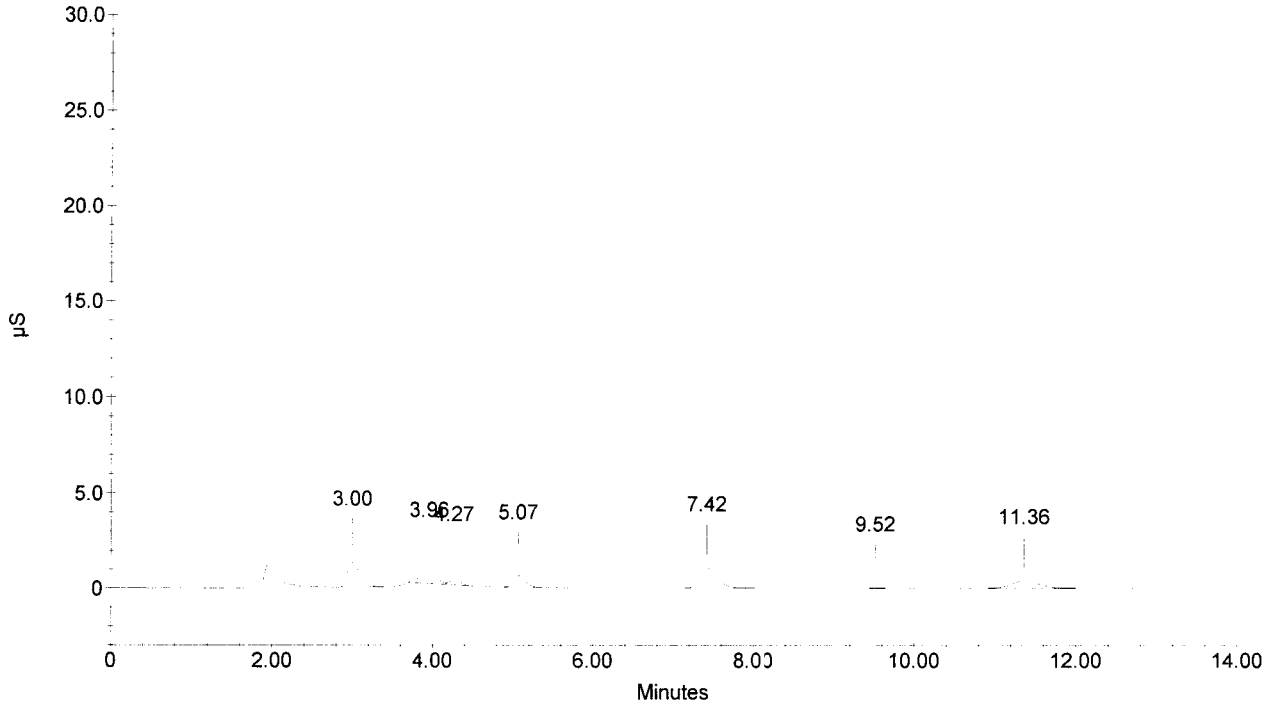

Sample Name : 297126-INSOL S
Dilution Factor : 1.00
Injection Number : 19
Data File Name : ...\070703_019.DXD
Method File Name : c:\peaknet\method\anions070606.met
Schedule File Name : c:\peaknet\schedule\05jul07.sch

Date Time Collected : 7/5/07 9:06:16 PM
System Name : Dx-500
Detector Name : Conductivity Detector
Column Type : AS14-SN#018097 AG14-#019940
System Operator : RSPIES

020181

Peak Information : All Components

Pk. Num	Ret Time RSS 7/6/07	Component Name	Concentration (PPB)	Height	Area	Bl. Code	%Delta
1	M 2.99	FLUORIDE	1490.786 ✓	32963	356869	1	-2.29
3	↓ 4.27	CHLORIDE	2126.012 ✓	41192	316861	2	-0.70
4	5.06	NITRITE-N	1242.429 ✓	36904	393070	1	-2.50
5	6.30	BROMIDE	3918.439 ✓	19577	242896	1	-2.02
6	7.39	NITRATE-N	1354.103 ✓	31270	485566	1	0.00
7	9.54	PHOSPHATE-P	1963.229 ✓	10554	243441	1	-2.65
8	11.34	SULFATE	4969.674 ✓	21325	517654	1	-3.24
			---total(s)---				
	0.00		17064.671		2556358		

297126-INSOL. S

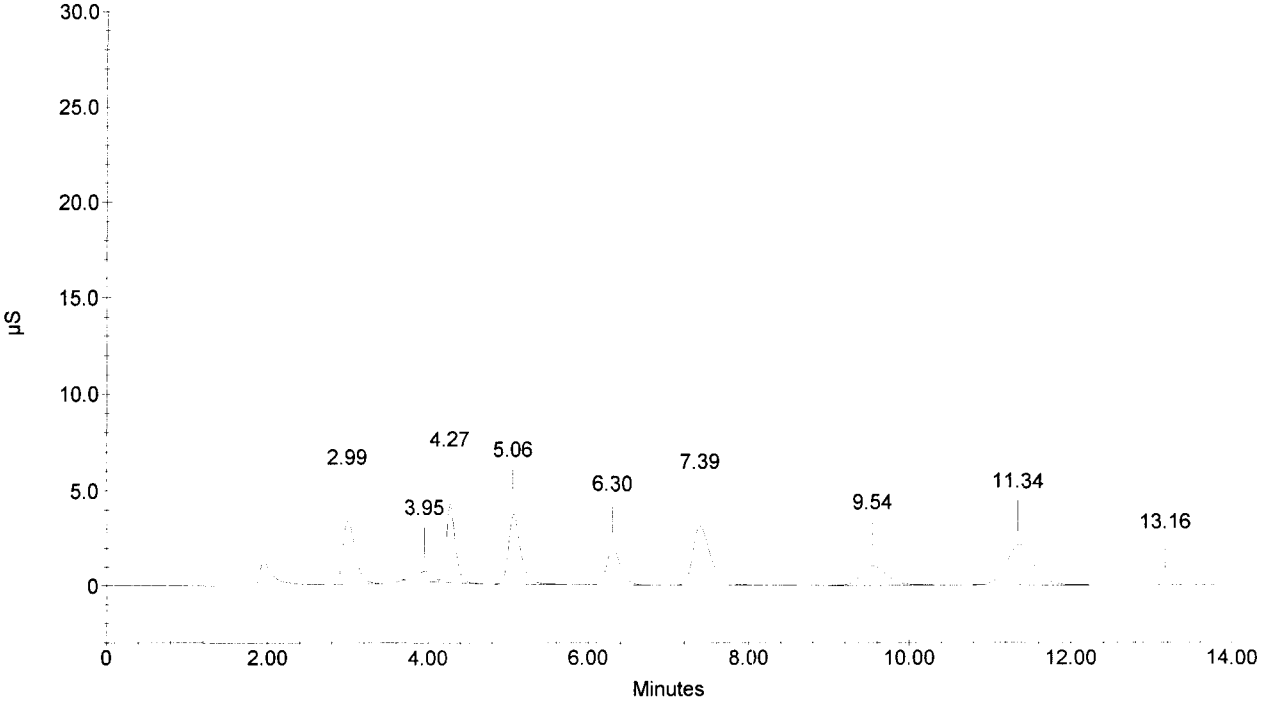

Sample Name : 297127-INSOL
Dilution Factor : 1.00
Injection Number : 20
Data File Name : ...\070703_020.DXD
Method File Name : c:\peaknet\method\anions070606.met
Schedule File Name : c:\peaknet\schedule\05jul07.sch

Date Time Collected : 7/5/07 9:23:03 PM
System Name : Dx-500
Detector Name : Conductivity Detector
Column Type : AS14-SN#018097 AG14-#019940
System Operator : RSPIES

020182

Peak Information : All Components

Pk. Num	Ret Time	Component Name	Concentration (PPB)	Height	Area	Bl. Code	%Delta
	RS 7/6/07						
1	3.00	FLUORIDE	463.354	9716	99542	1	-1.96
3	4.26	CHLORIDE	243.929	4108	31407	2	-0.93
4	5.06	NITRITE-N BROMIDE	227.946	6385	65324	1	-2.50
5	7.40	NITRATE-N PHOSPHATE-P	779.981	17771	272996	1	0.14
6	11.36	SULFATE	1311.223	5259	131664	1	-3.07
			---total(s)---				
	0.00		3026.432		600933		

297127-INSOL

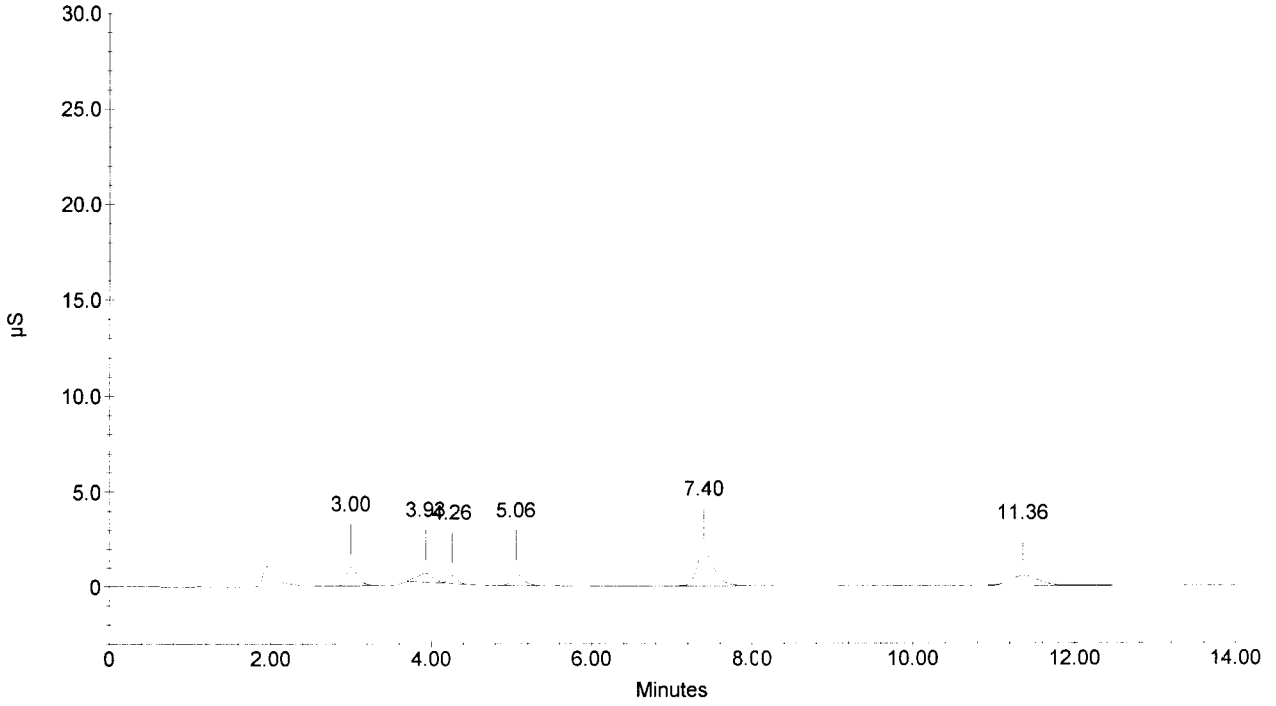

Sample Name : 297128-INSOL
Dilution Factor : 1.00
Injection Number : 21
Data File Name : ...\070703_021.DXD
Method File Name : c:\peaknet\method\anions070606.met
Schedule File Name : c:\peaknet\schedule\05jul07.sch

Date Time Collected : 7/5/07 9:39:48 PM
System Name : Dx-500
Detector Name : Conductivity Detector
Column Type : AS14-SN#018097 AG14-#019940
System Operator : RSPIES

020183

Peak Information : All Components

Pk. Num	Ret Time	Component Name	Concentration (PPB)	Height	Area	Bl. Code	%Delta
	RS 7/6/07						
1	3.00	FLUORIDE	369.671	7050	76157	1	-1.96
3	4.27	CHLORIDE	275.275	4547	36097	2	-0.70
4	5.07	NITRITE-N	236.067	6607	67914	1	-2.31
		BROMIDE					
5	7.40	NITRATE-N	999.685	23054	353857	1	0.14
6	9.60	PHOSPHATE-P	50.859	102	1449	1	-2.04
7	11.36	SULFATE	1157.444	4693	115699	1	-3.07
			---total(s)---				
	0.00		3089.001		651172		

297128-INSOL

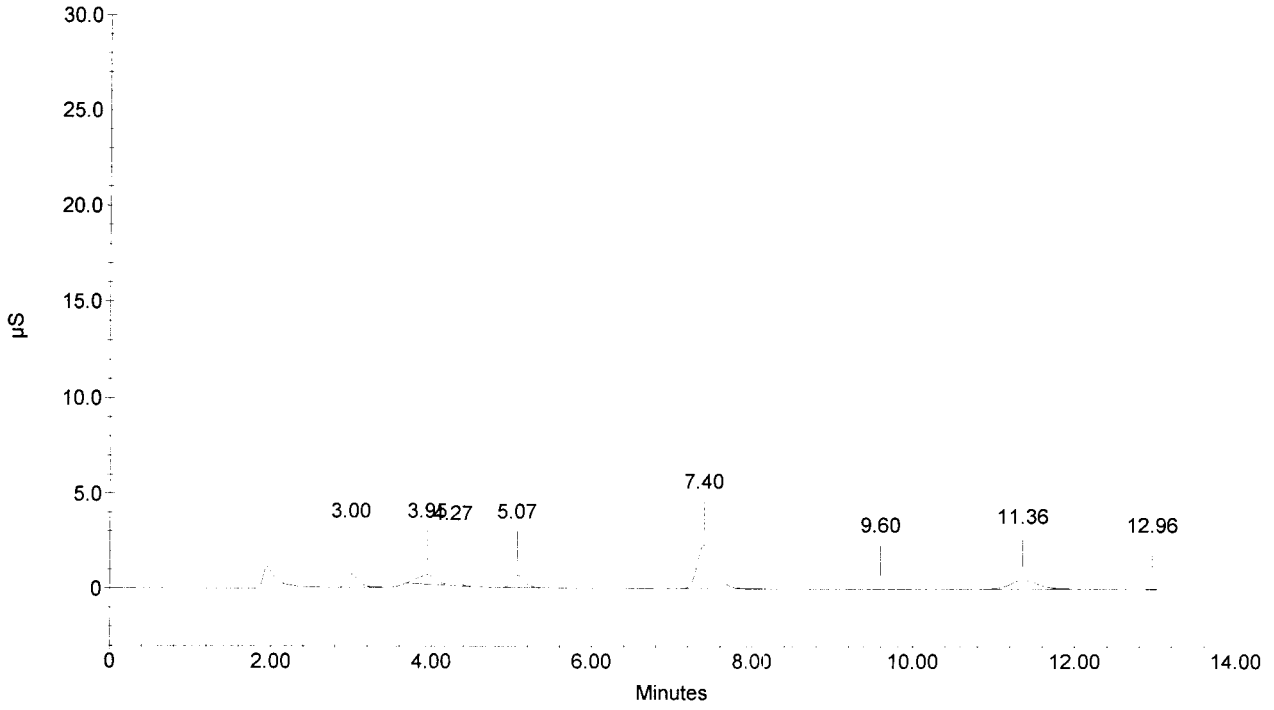

Sample Name : 297129-INSOL
Dilution Factor : 1.00
Injection Number : 22
Data File Name : ...\070703_022.DXD
Method File Name : c:\peaknet\method\anions070606.met
Schedule File Name : c:\peaknet\schedule\05jul07.sch

Date Time Collected : 7/5/07 9:56:34 PM
System Name : Dx-500
Detector Name : Conductivity Detector
Column Type : AS14-SN#018097 AG14-#019940
System Operator : RSPIES

020184

Peak Information : All Components

Pk. Num	Ret Time	Component Name	Concentration (PPB)	Height	Area	Bl. Code	%Delta
1	3.00	FLUORIDE	573.443	11680	127039	1	-1.96
3	4.27	CHLORIDE	225.721	3903	28684	2	-0.70
4	5.07	NITRITE-N BROMIDE	371.893	10820	111298	1	-2.31
5	7.37	NITRATE-N	1792.293	41906	650600	1	-0.27
6	9.52	PHOSPHATE-P	72.458	212	4148	1	-2.86
7	11.36	SULFATE	2024.987	8441	206035	1	-3.07
	0.00		---total(s)--- 5060.797		1127803		

297129-INSOL

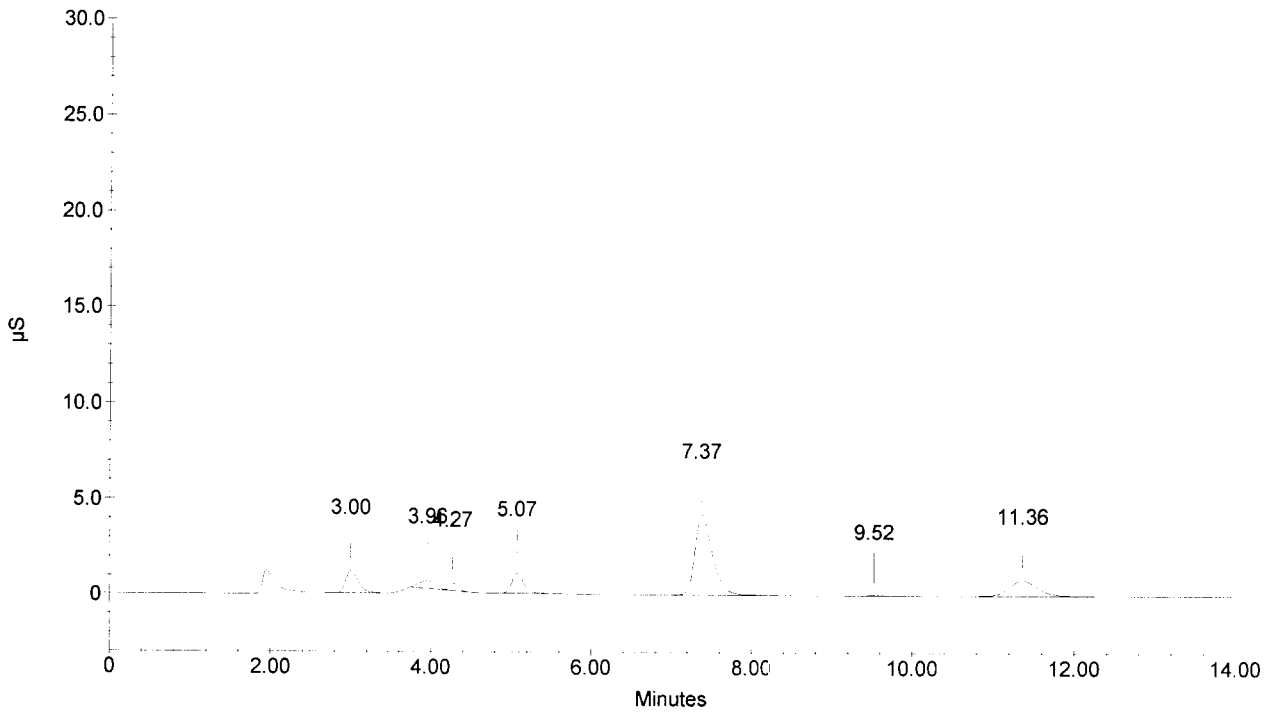

Sample Name : 297137-INSOL
Dilution Factor : 1.00
Injection Number : 23
Data File Name : ...\070703_023.DXD
Method File Name : c:\peaknet\method\anions070606.met
Schedule File Name : c:\peaknet\schedule\05jul07.sch

Date Time Collected : 7/5/07 10:13:19 PM
System Name : Dx-500
Detector Name : Conductivity Detector
Column Type : AS14-SN#018097 AG14-#019940
System Operator : RSPIES

020185

Peak Information : All Components

Pk. Num	Ret Time	Component Name	Concentration (PPB)	Height	Area	Bl. Code	%Delta
1	3.00	FLUORIDE	817.827	17761	188144	1	-1.96
3	4.27	CHLORIDE	650.596	12188	92420	2	-0.70
4	5.07	NITRITE-N BROMIDE	168.441	4502	46372	1	-2.31
5	7.44	NITRATE-N PHOSPHATE-P	370.969	7923	124036	1	0.68
6	11.36	SULFATE	505.312	2006	48218	1	-3.07
	0.00		---total(s)--- 2513.145		499188		

297137-INSOL

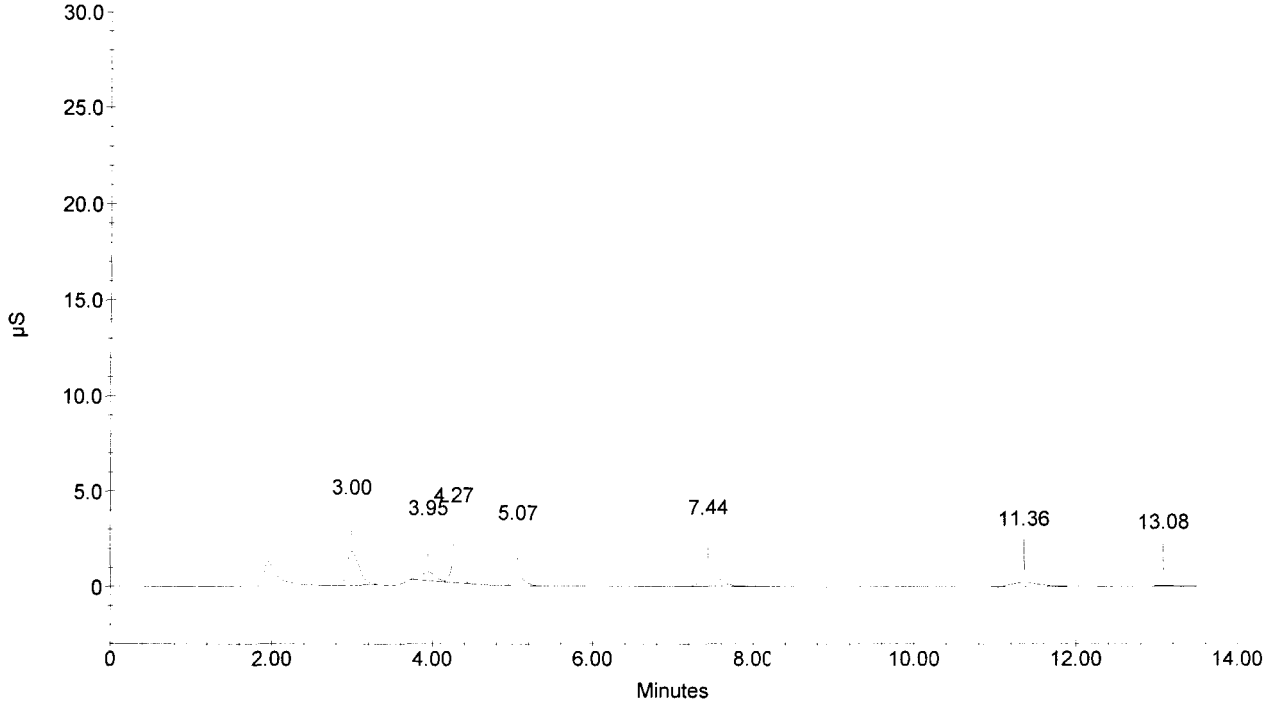

Sample Name : 297138-INSOL
Dilution Factor : 1.00
Injection Number : 24
Data File Name : ...\070703_024.DXD
Method File Name : c:\peaknet\method\anions070606.met
Schedule File Name : c:\peaknet\schedule\05jul07.sch

Date Time Collected : 7/5/07 10:30:05 PM
System Name : Dx-500
Detector Name : Conductivity Detector
Column Type : AS14-SN#018097 AG14-#019940
System Operator : RSPIES

020186

Peak Information : All Components

Pk. Num	Ret Time	Component Name	Concentration (PPB)	Height	Area	Bl. Code	%Delta
	RSS 7/6/07						
1	2.99	FLUORIDE	1115.540 ✓	23925	262703	1	-2.29
3	4.27	CHLORIDE	1862.400 ✓	36408	276397	2	-0.70
4	5.06	NITRITE-N BROMIDE ✓	197.950 ✓	5419	55767	1	-2.50
5	7.41	NITRATE-N PHOSPHATE-P ✓	572.612 ✓	12666	197219	1	0.27
6	11.34	SULFATE	781.354 ✓	3108	76738	1	-3.24
			---total(s)---				
	0.00		4529.856		868823		

297138-INSOL

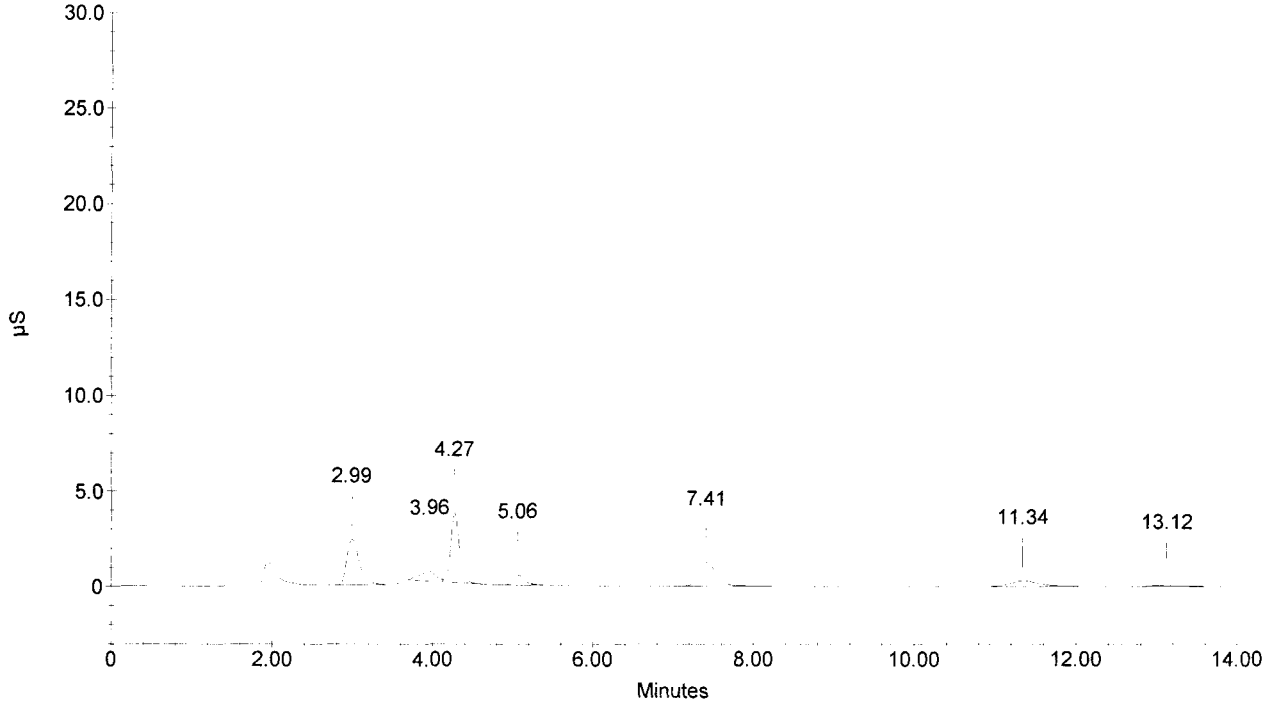

Sample Name : CCV
Dilution Factor : 20.00
Injection Number : 25
Data File Name : ...\070703_025.DXD
Method File Name : ...\ANIONS070606.met
Schedule File Name : c:\peaknet\schedule\05jul07.sch

Date Time Collected : 7/5/07 10:46:50 PM
System Name : Dx-500
Detector Name : Conductivity Detector
Column Type : AS14-SN#018097 AG14-#019940
System Operator : RSPIES

020187

Peak Information : All Components

Pk. Num	Ret Time	Component Name	Concentration (PPB)	Height	Area	Bl. Code	%Delta
1	3.00	FLUORIDE	100873.829	171816	1259197	1	-1.96
2	4.20	CHLORIDE	210136.367	208536	1700332	2	-2.33
3	5.03	NITRITE-N	110952.459	171335	1878470	2	-3.08
4	6.25	BROMIDE	416920.772	114880	1421093	2	-2.80
5	7.30	NITRATE-N	93477.631	115328	1799318	2	-1.22
6	9.48	PHOSPHATE-P	203103.808	61431	1358844	2	-3.27
7	11.30	SULFATE	420638.113	99861	2381714	2	-3.58
			---total(s)---				
	0.00		1556102.980		11798967		

CCV

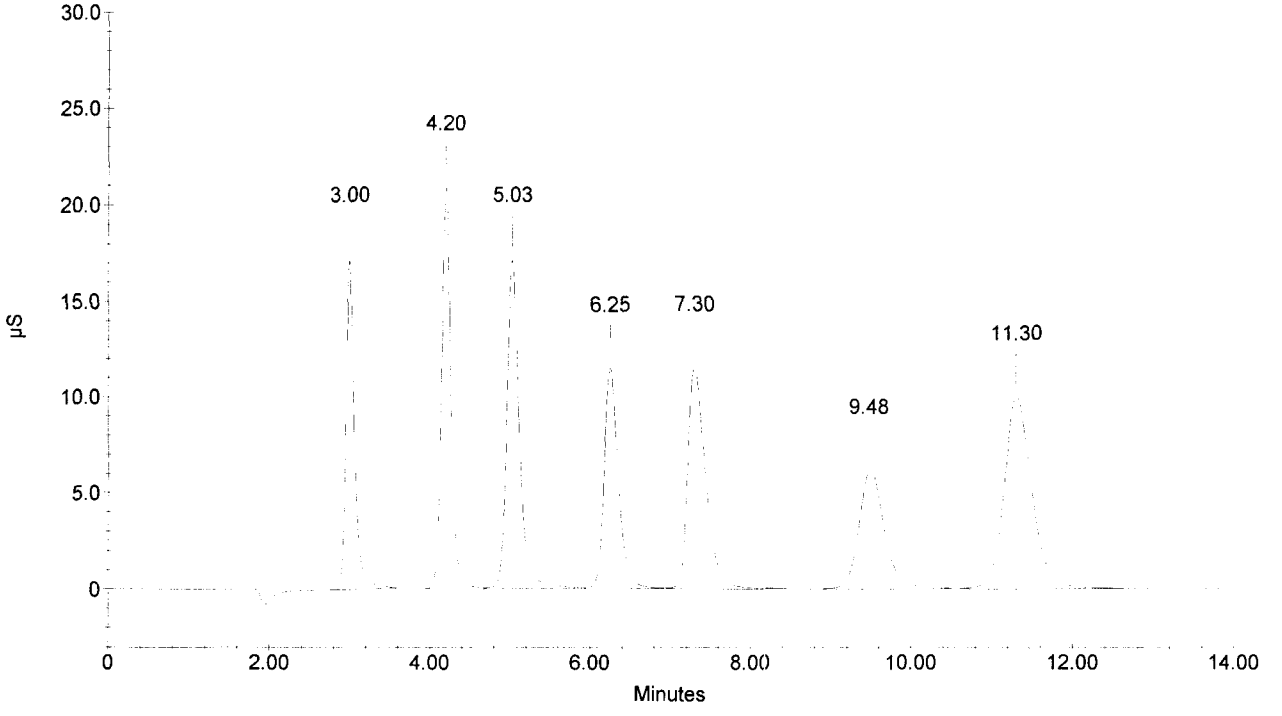

Sample Name : CCV
Dilution Factor : 20.00
Injection Number : 26
Data File Name : ...\070703_026.DXD
Method File Name : c:\peaknet\method\anions070606.met
Schedule File Name : c:\peaknet\schedule\05jul07.sch

Date Time Collected : 7/5/07 11:03:36 PM
System Name : Dx-500
Detector Name : Conductivity Detector
Column Type : AS14-SN#018097 AG14-#019940
System Operator : RSPIES

020188

Peak Information : All Components

Pk. Num	Ret Time	Component Name	Concentration (PPB)	Height	Area	Bl. Code	%Delta
1	3.42	CHLORIDE NITRITE-N BROMIDE NITRATE-N	0.000	227	9618	1	
4	10.02	PHOSPHATE-P SULFATE	989.903	80	1278	1	2.24
	0.00		---total(s)--- 989.903		10896		

CCV

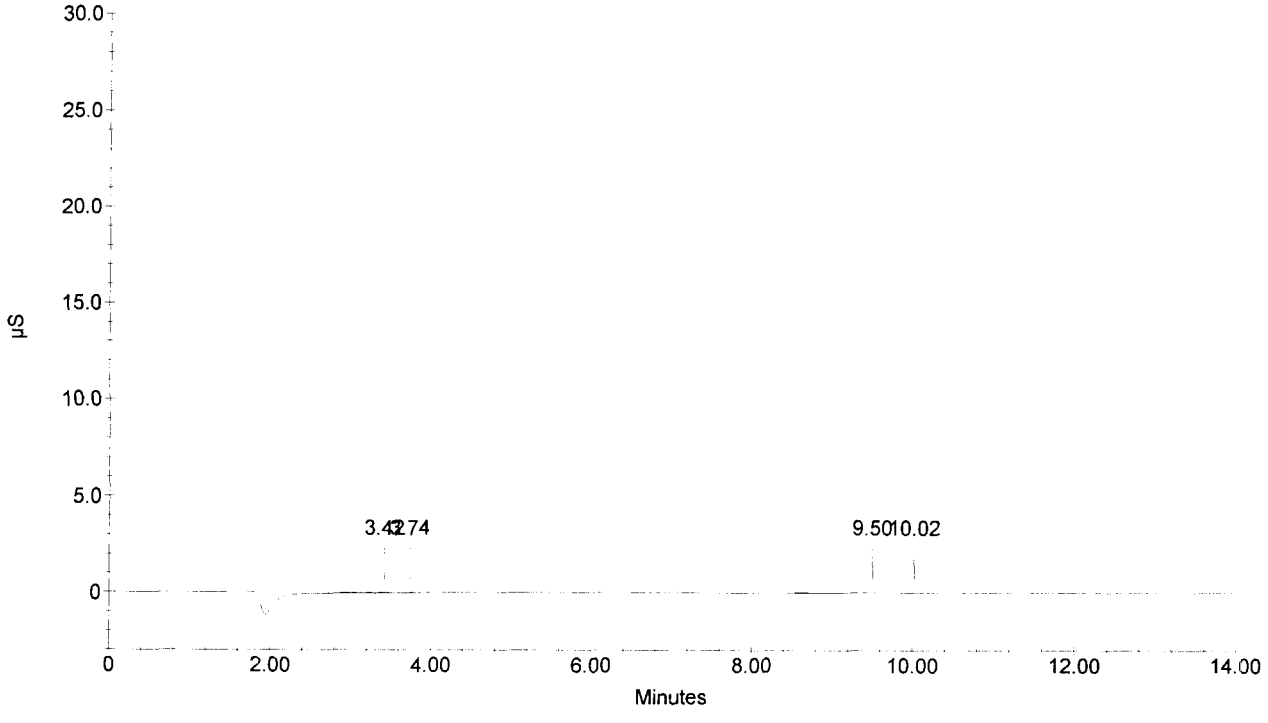

Sample Name : 297139-INSOL
Dilution Factor : 1.00
Injection Number : 27
Data File Name : ...\070703_027.DXD
Method File Name : ...\ANIONS070606.met
Schedule File Name : c:\peaknet\schedule\05jul07.sch

Date Time Collected : 7/5/07 11:20:19 PM
System Name : Dx-500
Detector Name : Conductivity Detector
Column Type : AS14-SN#018097 AG14-#019940
System Operator : RSPIES

020189

Peak Information : All Components

Pk. Num	Ret Time RSS 7/6/07	Component Name	Concentration (PPB)	Height	Area	Bl. Code	%Delta
1	M 3.00	FLUORIDE	1092.370 ✓	23850	256895	1	-1.96
3	M 4.28	CHLORIDE	2988.158 ✓	59331	450343	2	-0.47
4	5.07	NITRITE-N BROMIDE ✓	208.405 ✓	5778	59097	1	-2.31
5	7.40	NITRATE-N PHOSPHATE-P ✓	908.808 ✓	20798	320338	1	0.14
6	11.36	SULFATE	1200.045 ✓	4702	120120	1	-3.07
	0.00		---total(s)--- 6397.786		1206793		

297139-INSOL

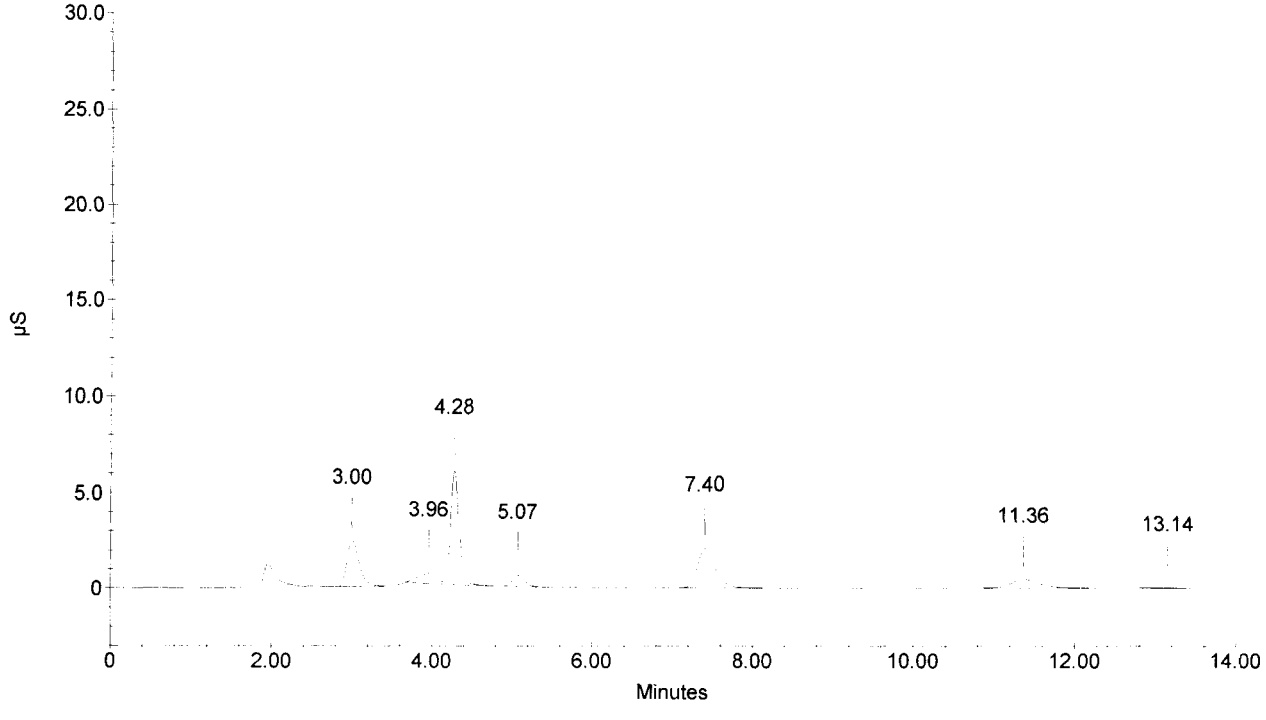

Sample Name : 297140-INSOL
Dilution Factor : 1.00
Injection Number : 28
Data File Name : ...\070703_028.DXD
Method File Name : c:\peaknet\method\anions070606.met
Schedule File Name : c:\peaknet\schedule\05jul07.sch

Date Time Collected : 7/5/07 11:37:07 PM
System Name : Dx-500
Detector Name : Conductivity Detector
Column Type : AS14-SN#018097 AG14-#019940
System Operator : RSPIES

020190

Peak Information : All Components

Pk. Num	Ret Time	Component Name	Concentration (PPB)	Height	Area	Bl. Code	%Delta
	DSS 7/6/07						
1	3.00	FLUORIDE	980.080	21214	228762	1	-1.96
3	4.28	CHLORIDE	7359.545	157943	1156608	2	-0.47
4	5.07	NITRITE-N	370.910	10994	110983	1	-2.31
5	6.32	BROMIDE	101.342	383	4440	1	-1.71
6	7.37	NITRATE-N	1921.801	45288	699846	1	-0.27
7	9.56	PHOSPHATE-P	53.105	89	1729	1	-2.45
8	11.34	SULFATE	2897.867	12075	297590	1	-3.24
			---total(s)---				
	0.00		13684.649		2499958		

297140-INSOL

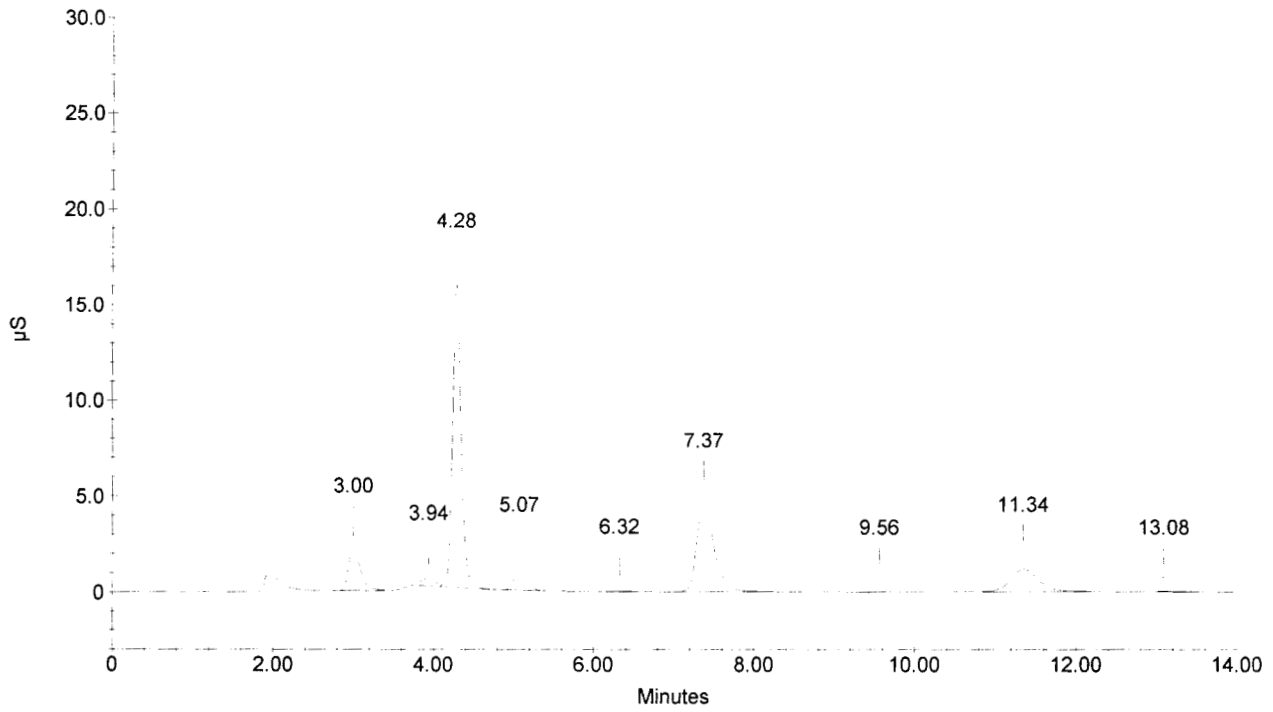

Sample Name : CCV
Dilution Factor : 20.00
Injection Number : 29
Data File Name : ...\070703_029.DXD
Method File Name : c:\peaknet\method\anions070606.met
Schedule File Name : c:\peaknet\schedule\05jul07.sch

Date Time Collected : 7/5/07 11:53:52 PM
System Name : Dx-500
Detector Name : Conductivity Detector
Column Type : AS14-SN#018097 AG14-#019940
System Operator : RSPIES

020191

Peak Information : All Components

Pk. Num	Ret Time	Component Name	Concentration (PPB)	Height	Area	Bl. Code	%Delta
1	3.01	FLUORIDE	100949.881	170905	1260173	1	-1.63
2	4.22	CHLORIDE	209159.425	207954	1691636	2	-1.86
3	5.04	NITRITE-N	110343.071	170264	1867453	2	-2.89
4	6.26	BROMIDE	411583.642	113834	1400608	2	-2.64
5	7.31	NITRATE-N	92893.938	114934	1787110	2	-1.08
6	9.50	PHOSPHATE-P	204097.413	61792	1366062	2	-3.06
7	11.32	SULFATE	416698.260	99498	2356818	2	-3.41
	0.00		---total(s)--- 1545725.630		11729861		

CCV

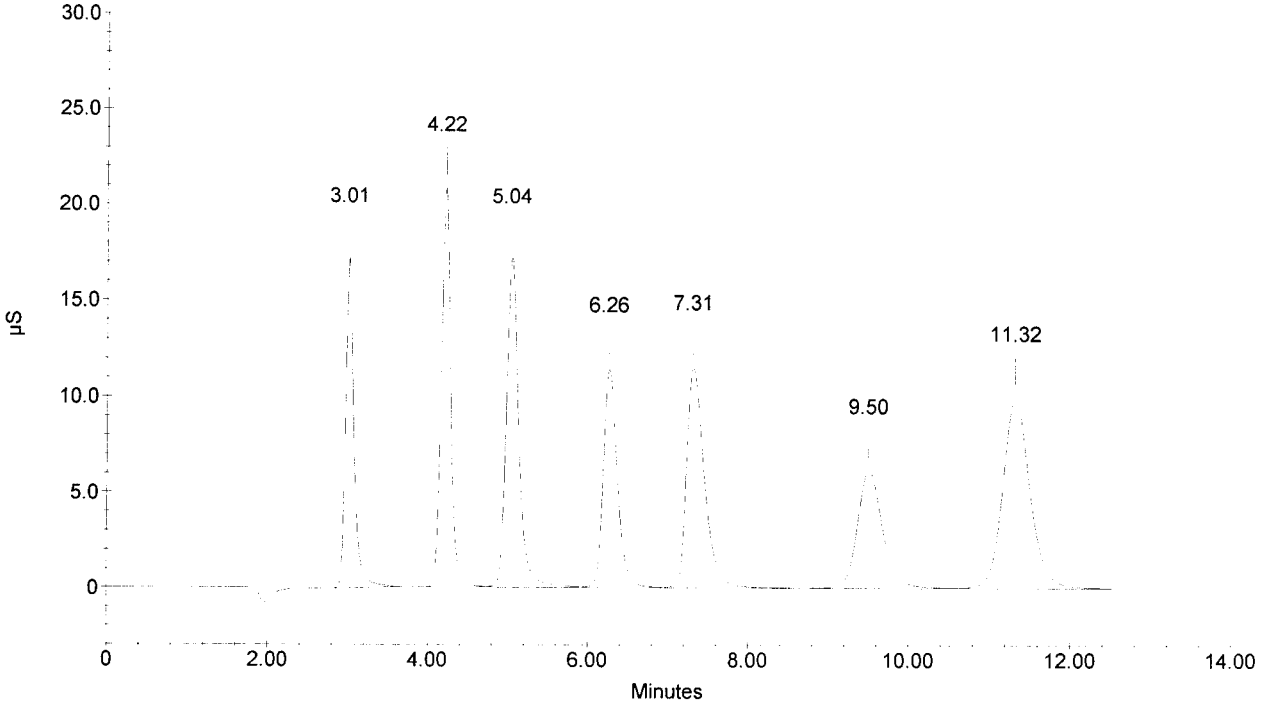

Sample Name : CCB
Dilution Factor : 1.00
Injection Number : 30
Data File Name : ...\070703_030.DXD
Method File Name : c:\peaknet\method\anions070606.met
Schedule File Name : c:\peaknet\schedule\05jul07.sch

Date Time Collected : 7/6/07 12:10:38 AM
System Name : Dx-500
Detector Name : Conductivity Detector
Column Type : AS14-SN#018097 AG14-#019940
System Operator : RSPIES

020192

Peak Information : All Components

Pk. Num	Ret Time	Component Name	Concentration (PPB)	Height	Area	Bl. Code	%Delta
1	9.78	PHOSPHATE-P CHLORIDE NITRITE-N BROMIDE NITRATE-N	65.432	97	3270	1	-0.20
1	9.78	PHOSPHATE-P SULFATE	65.432	97	3270	1	-0.20
	0.00		---total(s)--- 130.865		6540		

CCB

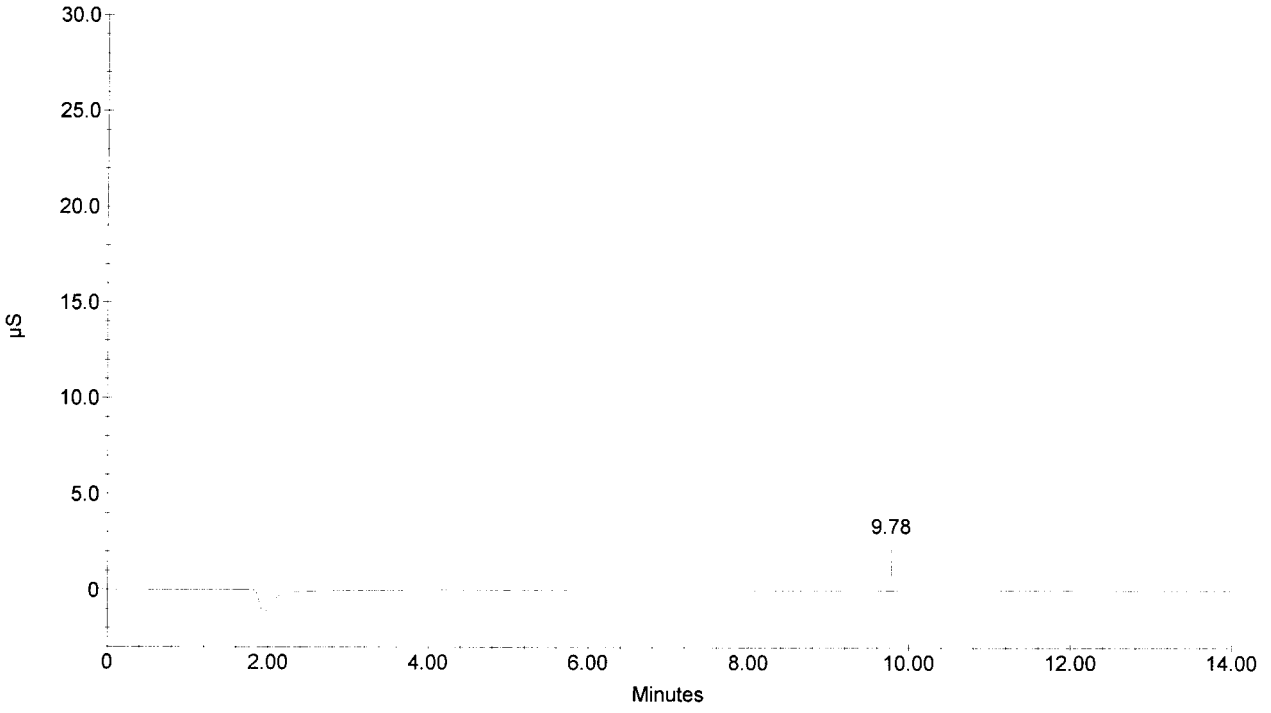

Schedule File: C:\PeakNet\SCHEDULE\06JUL07.sch

Line	Sample	Sample Type	Level	Method	Data File	Dilution
1	ICV	Sample		anions070606.met	070706_001.dxd	20
2	ICB	Sample		anions070606.met	070706_002.dxd	1
3	297126-TOTAL D	Sample		anions070606.met	070706_003.dxd	1
4	297126-TOTAL S	Sample		anions070606.met	070706_004.dxd	1
5	297126-INSOL S	Sample		anions070606.met	070706_005.dxd	1
6	297127-INSOL	Sample		anions070606.met	070706_006.dxd	1
7	297138-TOTAL	Sample		anions070606.met	070706_007.dxd	1
8	297138-INSOL	Sample		anions070606.met	070706_008.dxd	1
9	CCV	Sample		anions070606.met	070706_009.dxd	20
10	CCB	Sample		anions070606.met	070706_010.dxd	1

020193

Default Method Path: C:\PEAKNET\METHOD
Default Data Path: C:\PEAKNET\DATA\070706
Comment:
DIV 20 06002.01.212 TO#070622-2

"M" INDICATES MANUAL INTEGRATION

ICV Sources:
1) SPEX LOT#33-13AS (INORG#6254)
   F = 100 mg/L
   Cl = 200 mg/L
   Br = 400 mg/L
   NO3N = 90.4 mg/L
   PO4P = 196 mg/L
   SO4 = 400 mg/L
2) 88-01-IC6
   NO2N 109 mg/L

RSpin 7/9/07

Sample Name : ICV
Dilution Factor : 20.00
Injection Number : 1
Data File Name : c:\peaknet\data\070706\070706_001.DXD
Method File Name : c:\peaknet\method\anions070606.met
Schedule File Name : c:\peaknet\schedule\06jul07.sch

Date Time Collected : 7/6/07 4:47:40 AM
System Name : Dx-500
Detector Name : Conductivity Detector
Column Type : AS14-SN#018097 AG14-#019942
System Operator : RSPIES

020194

Peak Information : All Components

Pk. Num	Ret Time	Component Name	Concentration (PPB)	Height	Area	Bl. Code	%Delta
1	2.98	FLUORIDE	97495.997 ✓	166481	1215853	1	-2.61
2	4.18	CHLORIDE	205593.178 ✓	205699	1659962	2	-2.79
3	5.01	NITRITE-N	109570.465 ✓	170755	1853495	2	-3.47
4	6.23	BROMIDE	408005.908 ✓	112748	1386918	2	-3.11
5	7.29	NITRATE-N	91992.156 ✓	113433	1768275	2	-1.35
6	9.44	PHOSPHATE-P	195225.404 ✓	59710	1301830	2	-3.67
7	11.24	SULFATE	409680.180 ✓	98271	2312620	2	-4.10
			---total(s)---				
	0.00		1517563.289		11498952		

ICV

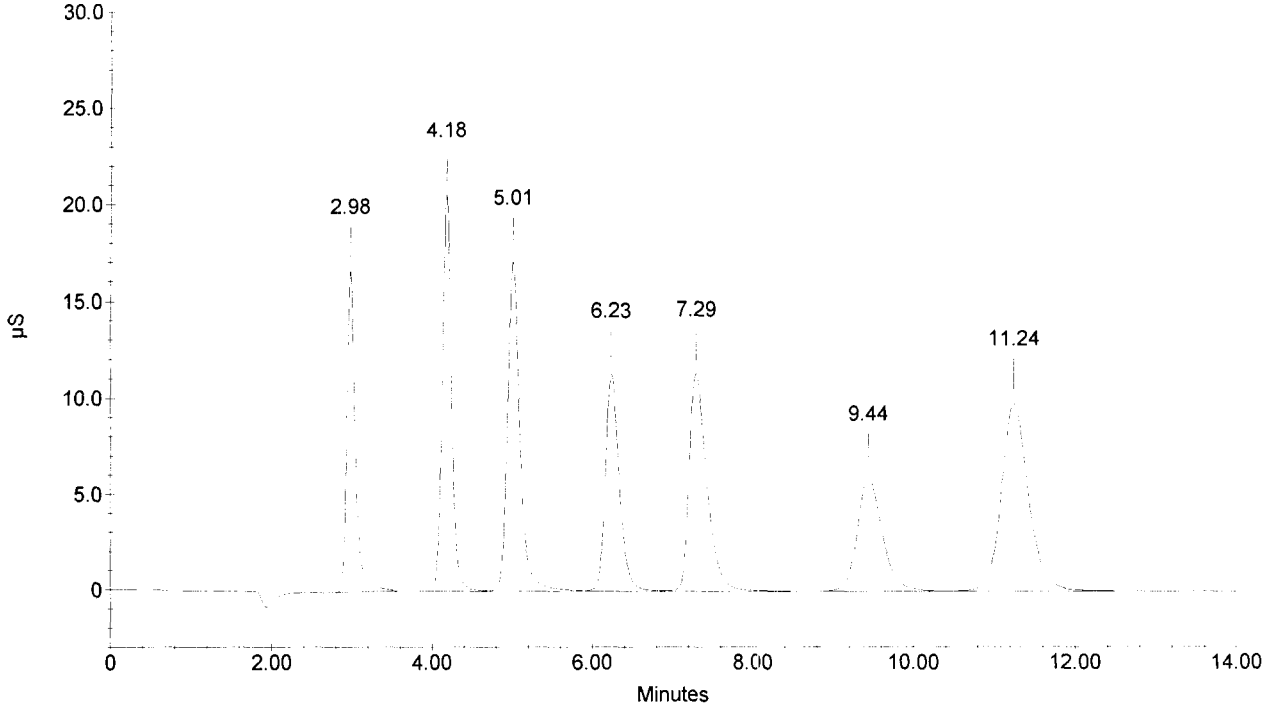

Sample Name : ICB
Dilution Factor : 1.00
Injection Number : 2
Data File Name : c:\peaknet\data\070706\070706_002.DXD
Method File Name : c:\peaknet\method\anions070606.met
Schedule File Name : c:\peaknet\schedule\06jul07.sch

Date Time Collected : 7/6/07 5:04:29 AM
System Name : Dx-500
Detector Name : Conductivity Detector
Column Type : AS14-SN#018097 AG14-#019940
System Operator : RSPIES

020195

Peak Information : All Components

Pk. Num	Ret Time	Component Name	Concentration (PPB)	Height	Area	Bl. Code	%Delta
0	0.00	(null)	0.000	0	0	0	0.00
		CHLORIDE					
		NITRITE-N					
		BROMIDE					
		NITRATE-N					
		PHOSPHATE-P					
		SULFATE					
			---total(s)---				
	0.00		0.000		0		

ICB

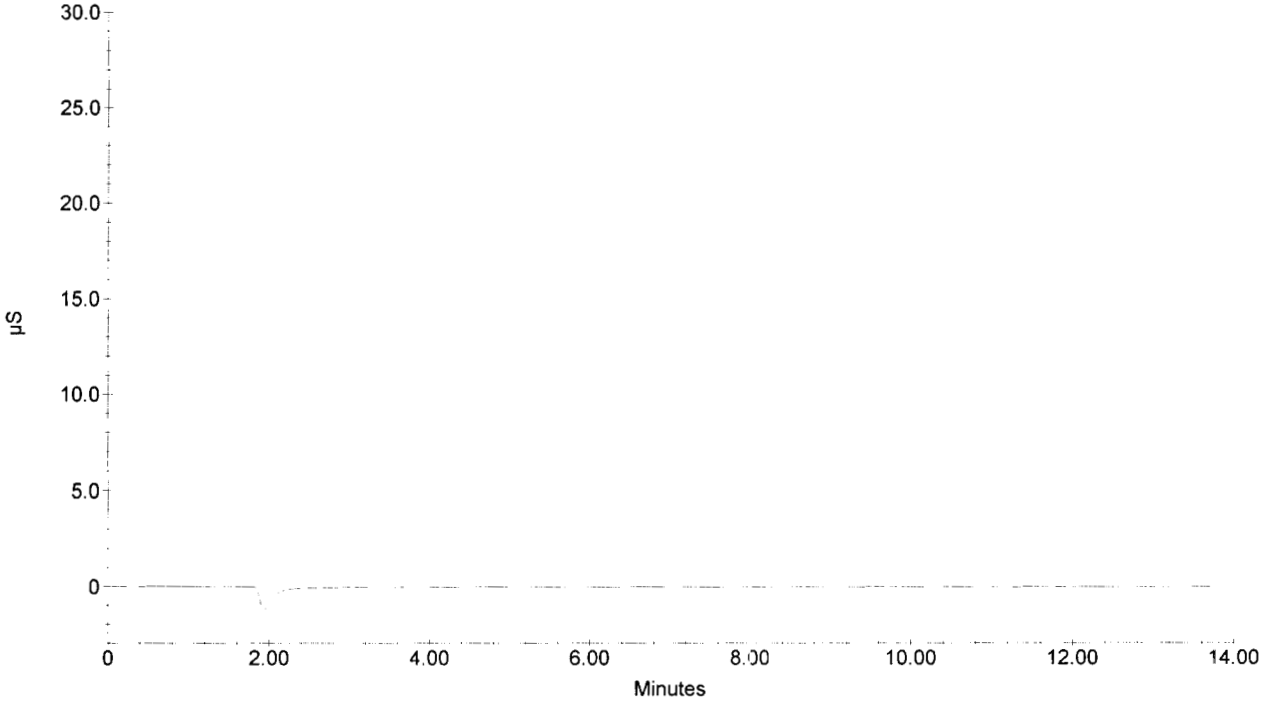

Sample Name : 297126-TOTAL D
Dilution Factor : 1.00
Injection Number : 3
Data File Name : ...\070706_003.DXD
Method File Name : c:\peaknet\method\anions070606.met
Schedule File Name : c:\peaknet\schedule\06jul07.sch

Date Time Collected : 7/6/07 5:21:09 AM
System Name : Dx-500
Detector Name : Conductivity Detector
Column Type : AS14-SN#018097 AG14-#019940
System Operator : RSPIES

020196

Peak Information : All Components

Pk. Num	Ret Time	Component Name	Concentration (PPB)	Height	Area	Bl. Code	%Delta
1	2.99	FLUORIDE	730.906	14950	166400	1	-2.29
3	4.28	CHLORIDE	245.105	3896	31583	2	-0.47
4	5.06	NITRITE-N BROMIDE	177.150	4748	49144	1	-2.50
5	7.40	NITRATE-N	503.977	11163	172254	1	0.14
6	9.52	PHOSPHATE-P	72.510	146	4155	1	-2.86
7	11.32	SULFATE	1050.727	4159	104631	1	-3.41
	0.00		---total(s)--- 2780.375		528166		

297126-TOTAL D

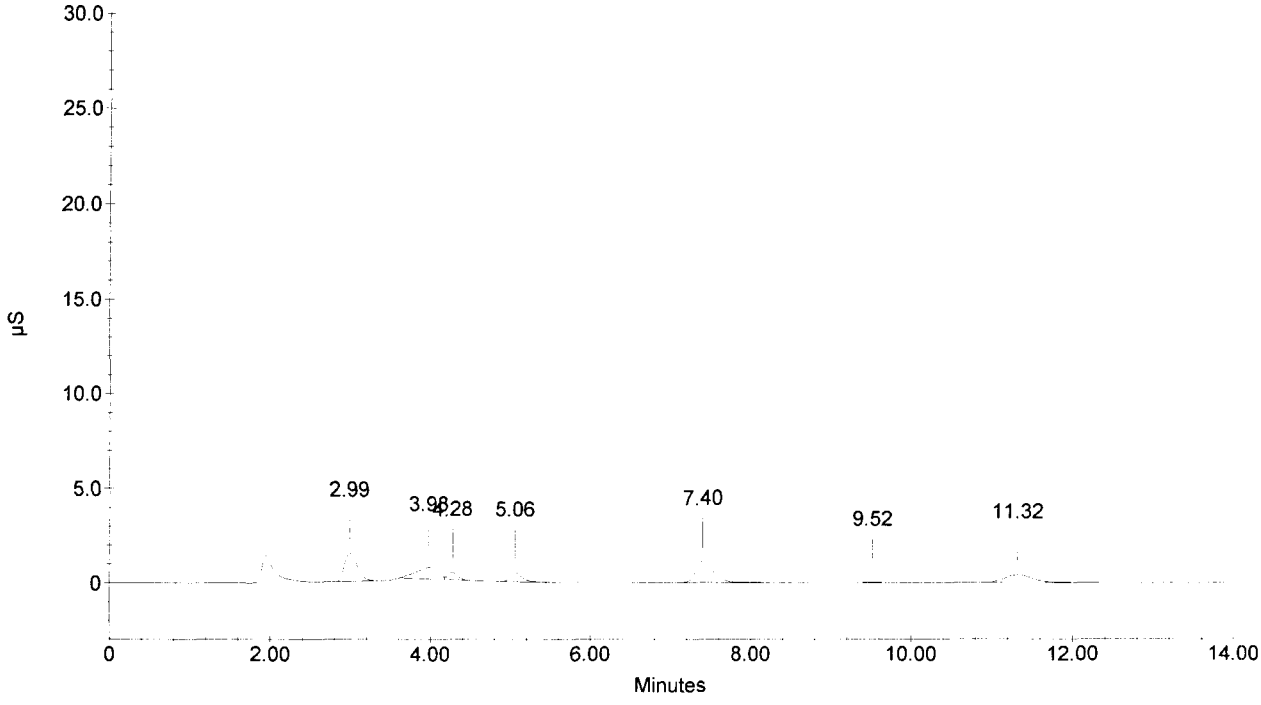

Sample Name : 297126-TOTAL S
Dilution Factor : 1.00
Injection Number : 4
Data File Name : c:\peaknet\data\070706\070706_004.DXD
Method File Name : c:\peaknet\method\anions070606.met
Schedule File Name : c:\peaknet\schedule\06jul07.sch

Date Time Collected : 7/6/07 5:37:55 AM
System Name : Dx-500
Detector Name : Conductivity Detector
Column Type : AS14-SN#018097 AG14-#019940
System Operator : RSPIES

020197

Peak Information : All Components

Pk. Num	Ret Time	Component Name	Concentration (PPB)	Height	Area	Bl. Code	%Delta
1	3.02	FLUORIDE	1714.074 ✓	35655	413003	2	-1.31
3	4.31	CHLORIDE	2507.199 ✓	44588	375660	2	0.23
4	5.10	NITRITE-N	1258.643 ✓	36365	398379	2	-1.73
5	6.34	BROMIDE	4096.563 ✓	20672	254229	2	-1.40
6	7.42	NITRATE-N	1408.640 ✓	33132	505973	1	0.41
7	9.56	PHOSPHATE-P	1989.384 ✓	10912	246794	1	-2.45
8	11.36	SULFATE	5244.989 ✓	22418	547197	1	-3.07
			---total(s)---				
	0.00		18219.493		2741235		

297126-TOTAL S

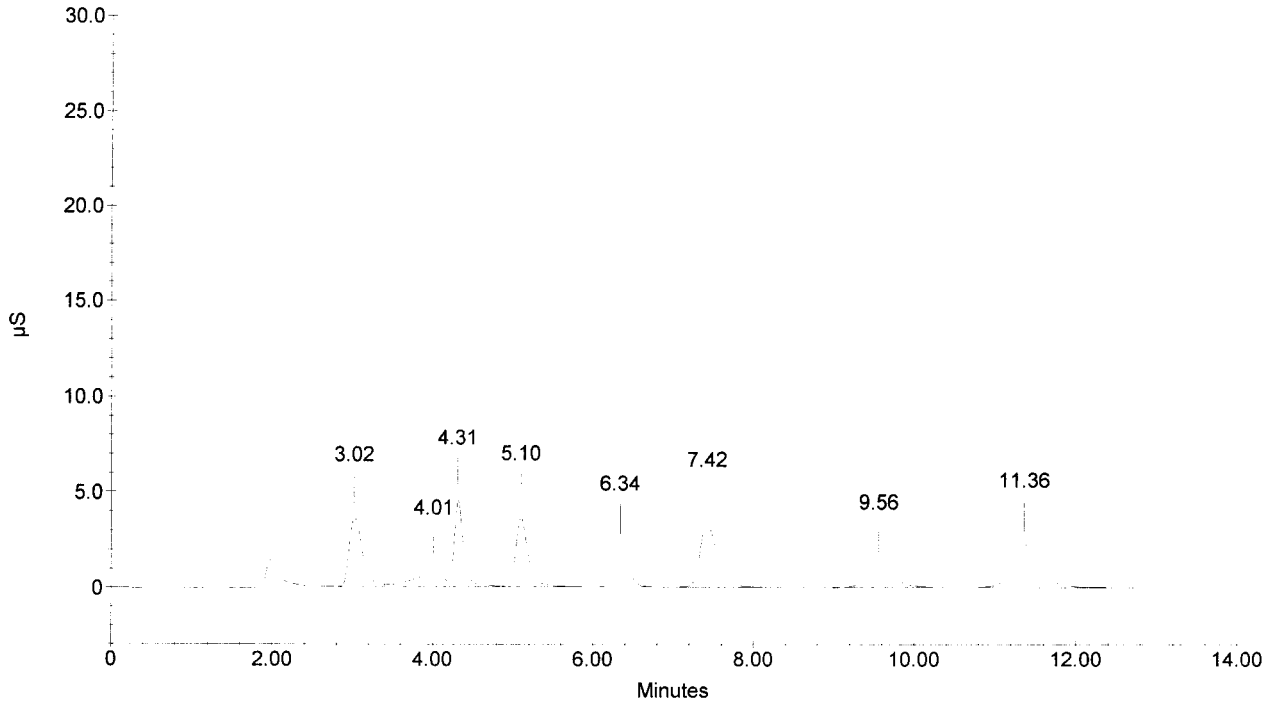

Sample Name : 297126-INSOL S
Dilution Factor : 1.00
Injection Number : 5
Data File Name : c:\peaknet\data\070706\070706_005.DXD
Method File Name : c:\peaknet\method\anions070606.met
Schedule File Name : c:\peaknet\schedule\06jul07.sch

Date Time Collected : 7/6/07 5:54:41 AM
System Name : Dx-500
Detector Name : Conductivity Detector
Column Type : AS14-SN#018097 AG14-#019940
System Operator : RSPIES

020198

Peak Information : All Components

Pk. Num	Ret Time	Component Name	Concentration (PPB)	Height	Area	Bl. Code	%Delta
1	3.00	FLUORIDE	1566.128	33532	375802	2	-1.96
3	4.29	CHLORIDE	2472.178	44219	370244	2	-0.23
4	5.08	NITRITE-N	1295.611	37374	410492	2	-2.12
5	6.32	BROMIDE	4033.138	20233	250192	2	-1.71
6	7.40	NITRATE-N	1364.096	31895	489303	1	0.14
7	9.54	PHOSPHATE-P	2094.424	10879	260270	2	-2.65
8	11.36	SULFATE	5196.689	22058	542009	2	-3.07
			---total(s)---				
	0.00		18022.263		2698310		

297126-INSOL S

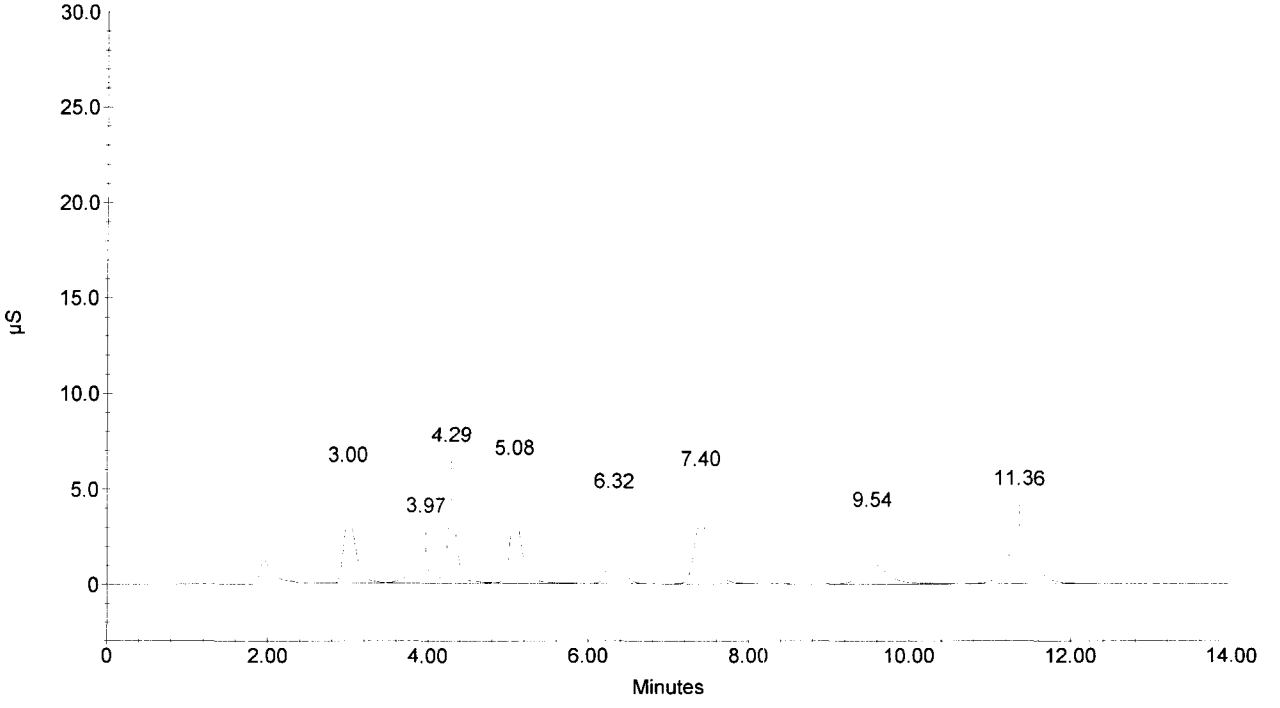

Sample Name : 297127-INSOL
Dilution Factor : 1.00
Injection Number : 6
Data File Name : c:\peaknet\data\070706\070706_006.DXD
Method File Name : c:\peaknet\method\anions070606.met
Schedule File Name : c:\peaknet\schedule\06jul07.sch

Date Time Collected : 7/6/07 6:11:26 AM
System Name : Dx-500
Detector Name : Conductivity Detector
Column Type : AS14-SN#018097 AG14-#019940
System Operator : RSPIES

020199

Peak Information : All Components

Pk. Num	Ret Time	Component Name	Concentration (PPB)	Height	Area	Bl. Code	%Delta
1	2.99	FLUORIDE	478.434	9411	103307	2	-2.29
3	4.27	CHLORIDE	441.748	5413	61041	2	-0.70
4	5.07	NITRITE-N	237.551	6519	68387	2	-2.31
		BROMIDE					
5	7.40	NITRATE-N	796.724	17785	279137	1	0.14
6	9.54	PHOSPHATE-P	68.577	139	3663	1	-2.65
7	11.36	SULFATE	1257.050	5249	126038	1	-3.07
			---total(s)---				
	0.00		3280.084		641573		

297127-INSOL

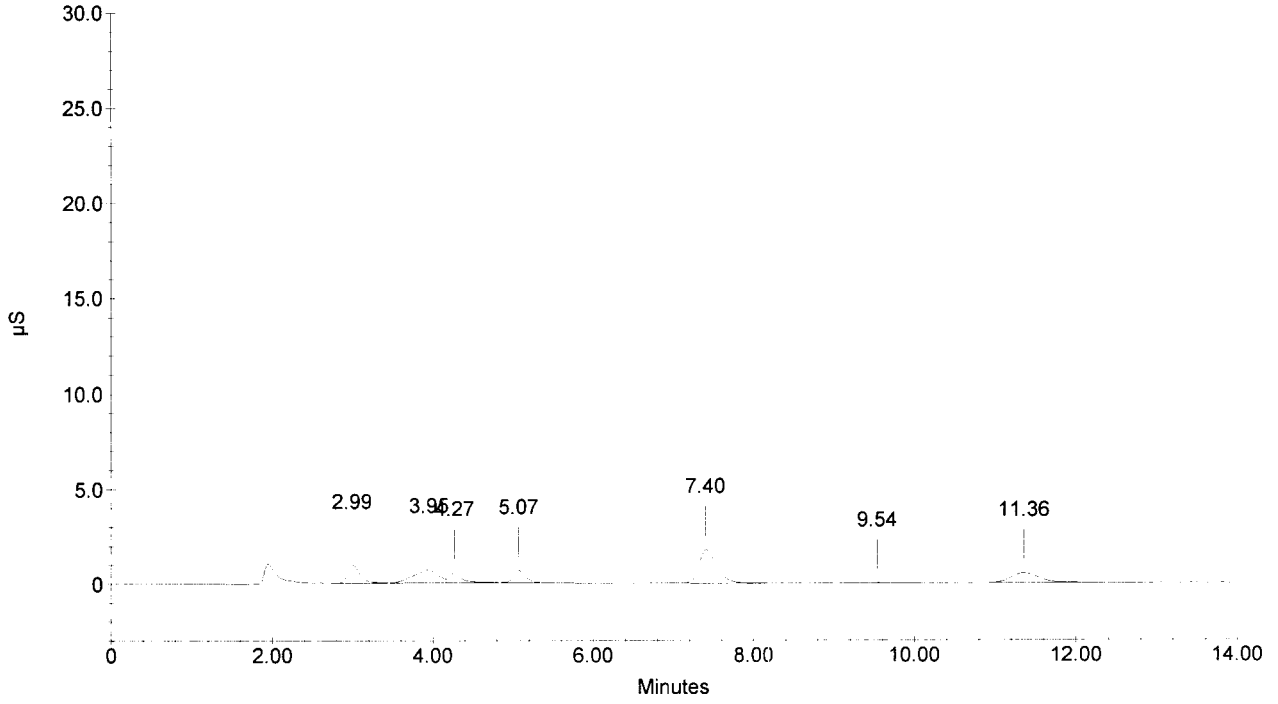

Sample Name : 297138-TOTAL
Dilution Factor : 1.00
Injection Number : 7
Data File Name : c:\peaknet\data\070706\070706_007.DXD
Method File Name : c:\peaknet\method\anions070606.met
Schedule File Name : c:\peaknet\schedule\06jul07.sch

Date Time Collected : 7/6/07 6:28:10 AM
System Name : Dx-500
Detector Name : Conductivity Detector
Column Type : AS14-SN#018097 AG14-#019940
System Operator : RSPIES

020200

Peak Information : All Components

Pk. Num	Ret Time	Component Name	Concentration (PPB)	Height	Area	Bl. Code	%Delta
1	3.00	FLUORIDE	1405.386	29697	335420	2	-1.96
3	4.28	CHLORIDE	3084.385	56625	465352	2	-0.47
4	5.07	NITRITE-N	317.257	8140	93827	2	-2.31
5	6.33	BROMIDE	92.262	366	3882	1	-1.56
6	7.41	NITRATE-N	767.494	17534	268418	1	0.27
		PHOSPHATE-P					
7	11.34	SULFATE	3528.807	14769	364192	1	-3.24
			---total(s)---				
	0.00		9195.590		1531091		

297138-TOTAL

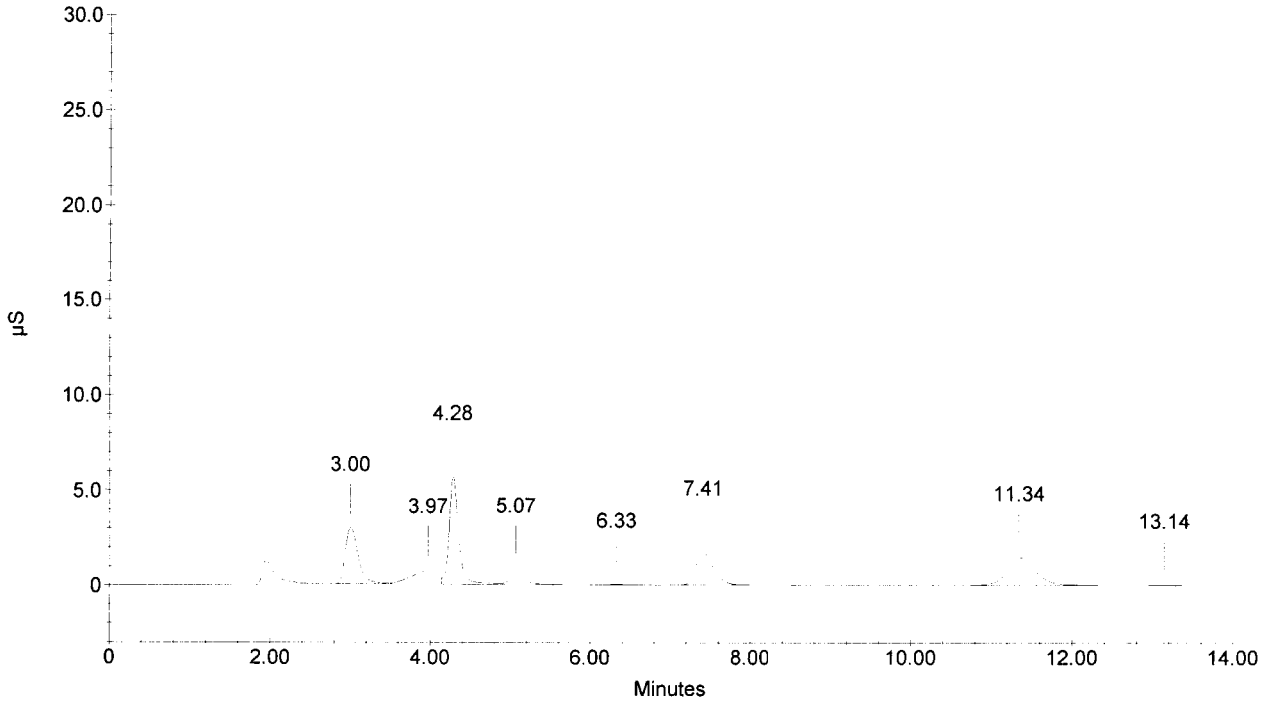

Sample Name : 297138-INSOL
Dilution Factor : 1.00
Injection Number : 8
Data File Name : c:\peaknet\data\070706\070706_008.DXD
Method File Name : c:\peaknet\method\anions070606.met
Schedule File Name : c:\peaknet\schedule\06jul07.sch

Date Time Collected : 7/6/07 6:44:54 AM
System Name : Dx-500
Detector Name : Conductivity Detector
Column Type : AS14-SN#018097 AG14-#019940
System Operator : RSPIES

020201

Peak Information : All Components

Pk. Num	Ret Time	Component Name	Concentration (PPB)	Height	Area	Bl. Code	%Delta
1	3.00	FLUORIDE	1156.422	23747	272952	2	-1.96
3	4.29	CHLORIDE	2193.665	38514	327272	2	-0.23
4	5.07	NITRITE-N BROMIDE	229.176	5694	65717	2	-2.31
5	7.41	NITRATE-N PHOSPHATE-P	576.533	12780	198647	1	0.27
6	11.38	SULFATE	766.366	3129	75188	1	-2.90
			---total(s)---				
	0.00		4922.162		939774		

297138-INSOL

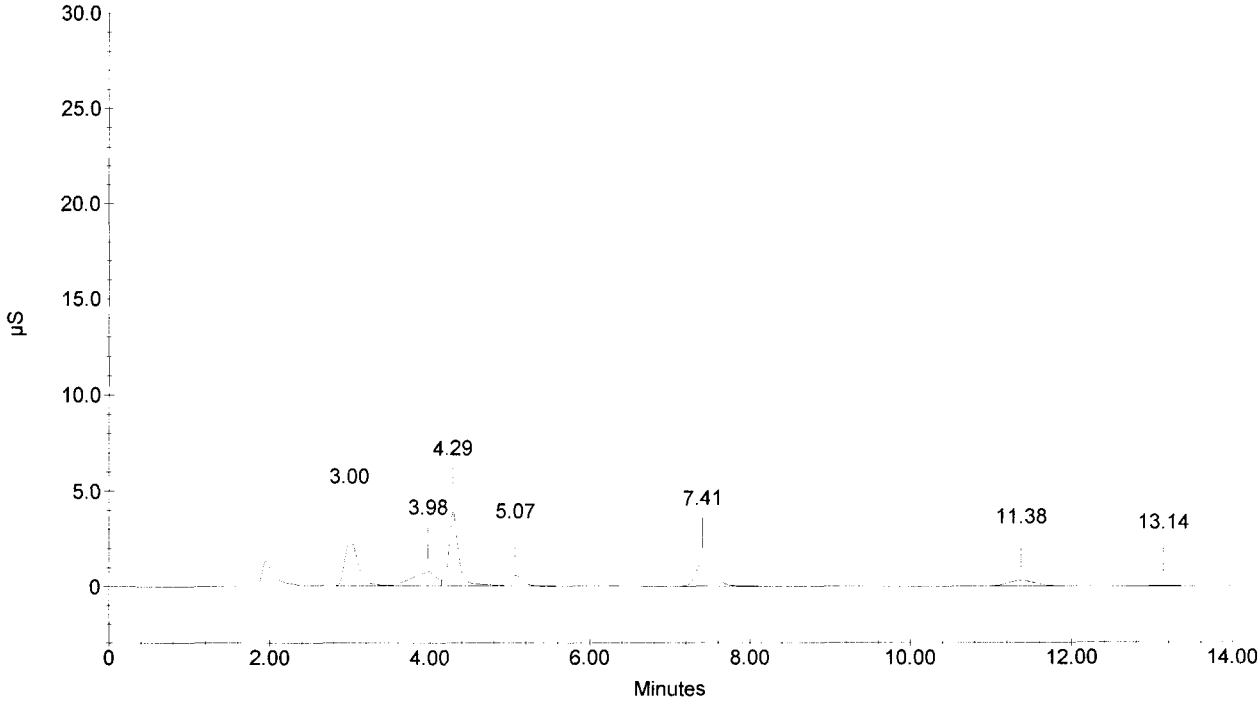

Sample Name : CCV
Dilution Factor : 20.00
Injection Number : 9
Data File Name : c:\peaknet\data\070706\070706_009.DXD
Method File Name : c:\peaknet\method\anions070606.met
Schedule File Name : c:\peaknet\schedule\06jul07.sch

Date Time Collected : 7/6/07 7:01:39 AM
System Name : Dx-500
Detector Name : Conductivity Detector
Column Type : AS14-SN#018097 AG14-#019940
System Operator : RSPIES

020202

Peak Information : All Components

Pk. Num	Ret Time	Component Name	Concentration (PPB)	Height	Area	Bl. Code	%Delta
1	3.00	FLUORIDE	98916.547	166058	1234076	1	-1.96
2	4.21	CHLORIDE	206754.073	205680	1670260	2	-2.09
3	5.04	NITRITE-N	109944.859	170281	1860258	2	-2.89
4	6.26	BROMIDE	408102.643	112683	1387287	2	-2.64
5	7.31	NITRATE-N	92223.492	113430	1773104	2	-1.08
6	9.50	PHOSPHATE-P	198498.809	60331	1325472	2	-3.06
7	11.30	SULFATE	411074.821	97309	2321388	2	-3.58
	0.00		---total(s)--- 1525515.245		11571844		

CCV

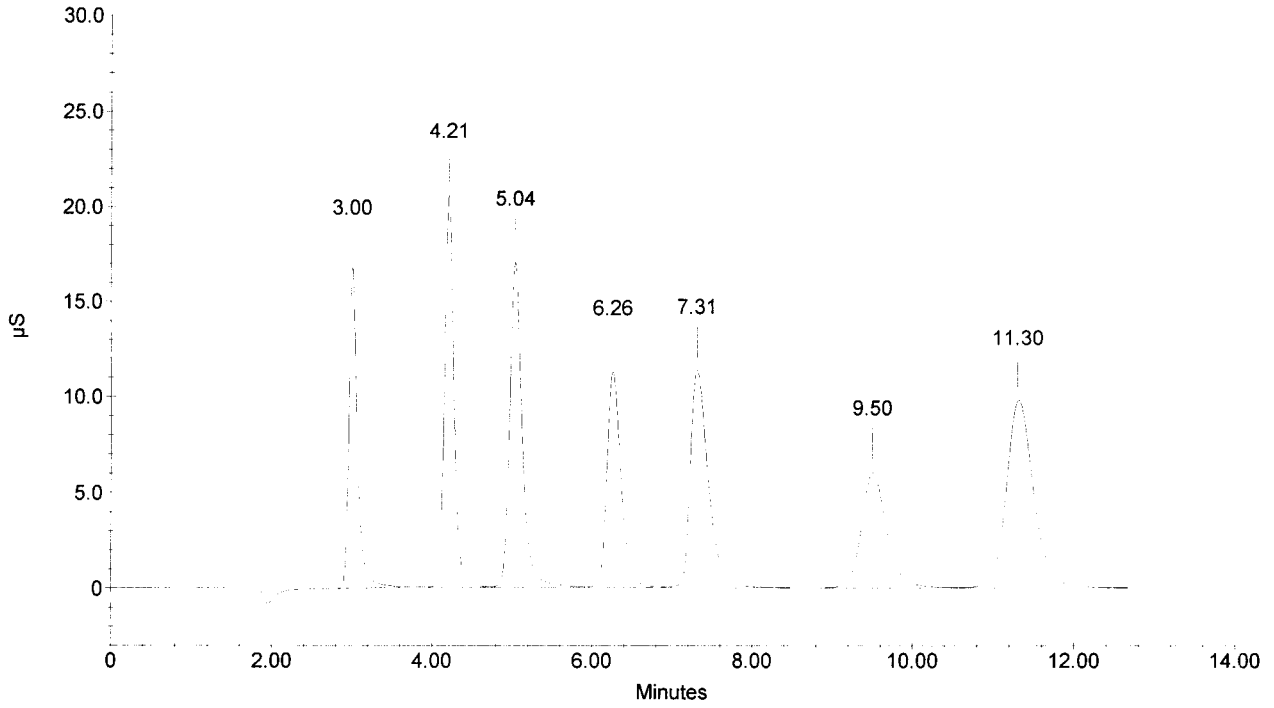

Sample Name : CCB
Dilution Factor : 1.00
Injection Number : 10
Data File Name : c:\peaknet\data\070706\070706_010.DXD
Method File Name : c:\peaknet\method\anions070606.met
Schedule File Name : c:\peaknet\schedule\06jul07.sch

Date Time Collected : 7/6/07 7:18:25 AM
System Name : Dx-500
Detector Name : Conductivity Detector
Column Type : AS14-SN#018097 AG14-#019940
System Operator : RSPIES

020203

Peak Information : All Components

Pk. Num	Ret Time	Component Name	Concentration (PPB)	Height	Area	Bl. Code	%Delta
1	3.75		0.000	192	2346	1	
		CHLORIDE					
		NITRITE-N					
		BROMIDE					
		NITRATE-N					
		PHOSPHATE-P					
		SULFATE					
			---total(s)---				
	0.00		0.000		2346		

CCB

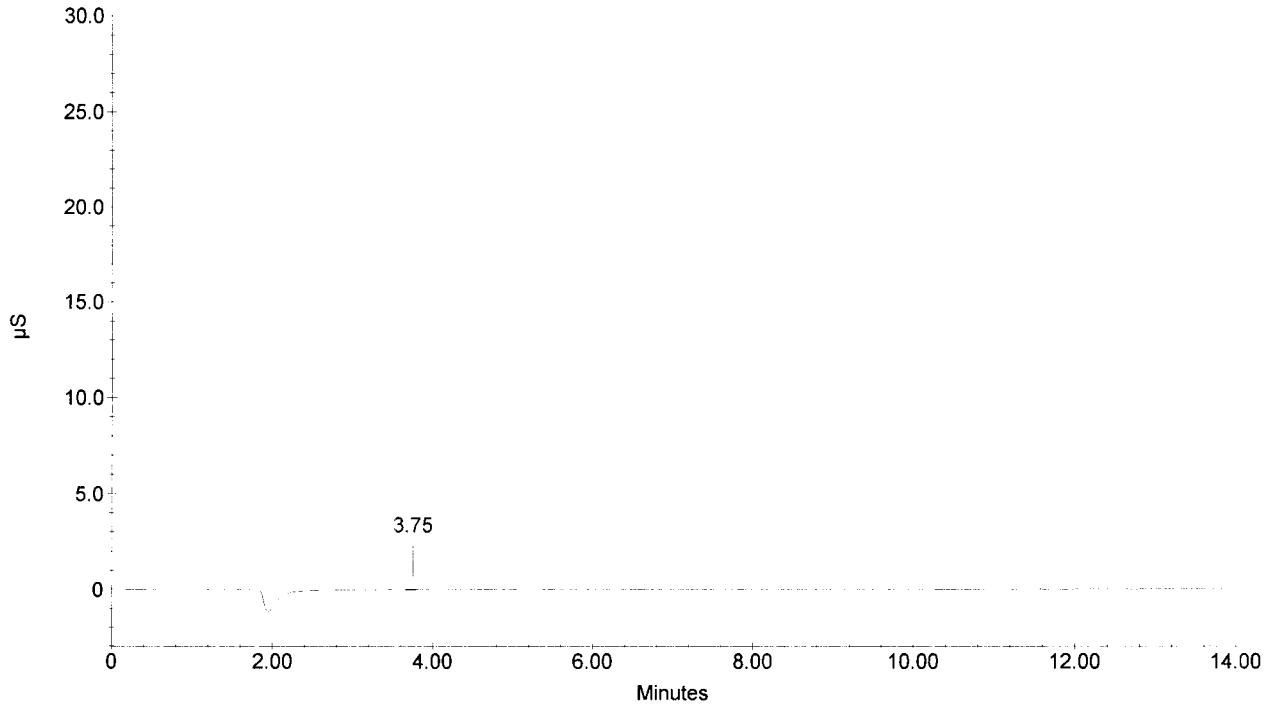

Southwest Research Institute

Electronic Bench Sheet

Carbon/Hydrogen/Nitrogen

CHN

020204

Project #	06002.01.212	Date:	07/05/07
Client:	Div.#20 M.Junkett	Analyst:	J.Voos
Method:	CHN	MDL:	0.050%
TO#	070622-2	Sig. Figs:	5

NOTES: ICV,CCV Acetanilide Inorg#0174 TV=71.09%C, 6.71%H, 10.36%N
Calibrated with Acetanilide Inorg#5109 TV=71.09%C, 6.71%H, 10.36%N
K values(avg.signal after 3 K spikes): 15.435(KC),35.109(KH),5.648(KN)
Balance#15 in Lab.#42 was used.

	Sample ID	MASS (mg)	Conc. %C	Conc. %H	Conc. %N	% Recovery or AVG. C	H	N	
1	CAL.#1	3.006	15.411	35.587	5.613				
2	CAL.#2	2.674	15.518	35.547	5.617				
3	CAL.#3	4.188	15.469	34.173	5.668				
4	ICV	2.643	71.47	6.76	10.38	101%	101%	100%	Rec.
5	ICB	3.0	<0.05	<0.05	<0.05				
6	297126	2.967	0.55	0.06	0.05				
7	297126Dup.	2.770	0.55	0.07	0.06	0.00%	15.4%	18.2%	RPD
8	297127	3.197	0.58	0.14	0.11				
9	297128	2.918	1.53	0.22	0.23				
10	297129	3.532	1.14	0.19	0.20				
11	297130	2.790	7.13	0.66	1.08				
12	297130Dup.	2.600	7.17	0.64	1.04	0.559%	3.08%	3.77%	RPD
13	297131	3.049	9.68	0.99	1.31				
14	297132	2.715	6.86	0.67	1.01				
15	297133	3.364	5.72	0.61	0.78				
16	CCV	3.332	71.22	6.14	10.38	100%	91.5%	100%	Rec.
17	CCB	3.0	<0.05	<0.05	<0.05				
18	CCV	3.113	71.21	7.15	10.31	100%	107%	100%	Rec.
19	CCB	3.0	<0.05	<0.05	<0.05				
20	297134	2.932	10.48	1.03	1.70				
21	297135	2.775	8.25	1.02	0.93				
22	297136	3.125	6.04	0.71	0.83				
23	297137	3.077	0.41	0.29	0.05				
24	297138	3.350	1.16	0.22	0.07				
25	297139	3.316	1.59	0.14	0.10				
26	297140	2.631	3.35	0.18	0.16				
27	297141	2.963	8.64	1.04	1.39				
28	CCV	3.243	71.14	6.43	10.30	100%	95.8%	99.4%	Rec.
29	CCB	3.0	<0.05	<0.05	<0.05				
30	297126(INSOLUBLE)	3.424	0.42	0.22	<0.05				
31	297126Dup.(INSOLUBLE)	3.634	0.42	0.20	<0.05	0.00%	9.52%	0.00%	RPD
32	297127(INSOLUBLE)	4.300	0.54	0.47	0.07				
33	297128(INSOLUBLE)	3.501	0.79	0.27	0.09				
34	297129(INSOLUBLE)	3.330	0.87	0.29	0.11				
35	297130(INSOLUBLE)	3.000	7.34	0.96	0.82				
36	297130Dup.(INSOLUBLE)	4.691	7.26	0.99	0.75	1.10%	3.08%	8.92%	RPD
37	297131(INSOLUBLE)	2.809	8.59	1.14	0.67				
38	297132(INSOLUBLE)	2.703	6.36	0.81	0.35				
39	297133(INSOLUBLE)	2.502	4.87	0.61	0.35				
40	CCV	2.594	71.22	6.39	10.28	100%	95.2%	99.2%	Rec.
41	CCB	3.0	<0.05	<0.05	<0.05				
42	297134(INSOLUBLE)	3.810	9.11	0.99	1.20				
43	297135(INSOLUBLE)	3.259	7.63	1.0	0.59				
44	297136(INSOLUBLE)	4.805	5.11	0.66	0.45				

Totals. RSS 7/9/07

Southwest Research Institute

Electronic Bench Sheet

Carbon/Hydrogen/Nitrogen

CHN

020205

Project # 06002.01.212
Client: Div.#20 M.Junkett
Method: CHN
TO# 070622-2

Date: 07/05/07
Analyst: J.Voos
MDL: 0.050%
Sig. Figs: 5

45	297137(INSOLUBLE)	3.505	0.11	0.35	<0.05				
46	297138(INSOLUBLE)	4.010	0.65	0.28	<0.05				
47	297139(INSOLUBLE)	3.275	1.01	0.14	<0.05				
48	297140(INSOLUBLE)	3.201	2.57	0.17	0.09				
49	297141(INSOLUBLE)	3.407	7.51	0.89	0.87				
50	CCV	2.871	71.20	6.55	10.29	100%	97.6%	99.3%	Rec.
51	CCB	3.0	<0.05	<0.05	<0.05				

Book/Page #03 004

020206

Southwest Research Institute
Logbook: CHNS

Analysis/ Method: CHN

Project: 06002.01.~~217~~ 212 JJ 07/05/07

Client: DIV. # 20 M. JUDKETT

TO #: 070622-2

DATE 05 07 07 TIME 16 18 44 OPERATOR ID JV

K1 WEIGHT 3.006

	SIGNALS	AVERAGE RESULTS
	ZR 42698	
KC 15.411	NR 44438	KC 15.284
KH 35.587	CR 77345	KH 36.543
KN 5.613	HR 84935	KN 5.640

DATE 05 07 07 TIME 16 34 42 OPERATOR ID JV

K1 WEIGHT 2.674

	SIGNALS	AVERAGE RESULTS
	ZR 42683	
KC 15.518	NR 44231	KC 15.401
KH 35.547	CR 73703	KH 36.045
KN 5.617	HR 80493	KN 5.628

DATE 05 07 07 TIME 16 49 46 OPERATOR ID JV

K1 WEIGHT 4.188

	SIGNALS	AVERAGE RESULTS
	ZR 42690	
KC 15.469	NR 45150	KC 15.435
KH 34.173	CR 91188	KH 35.109
KN 5.668	HR 101203	KN 5.648

JV 07/05/07

Analyst Signature: J. Van Date: 07/05/07

Reviewed: E. Howell Date: 07/06/07

020207

Book/Page # 03 005

Southwest Research Institute
Logbook: CHNS

Analysis/ Method: * REFER TO PAGE # 03-004 Project: *

Client: * TO #: *

DATE 05 07 07 TIME 17 01 50 OPERATOR ID JV

ID ICV WEIGHT 2.643

	SIGNALS
	ZR 42684
CARBON 71.47%	NR 44228
HYDROGEN 6.76%	CR 73366
NITROGEN 10.38%	HR 80054

DATE 05 07 07 TIME 17 13 50 OPERATOR ID JV

ID ICB WEIGHT 3.0

	SIGNALS
	ZR 42680
CARBON .02%	NR 42680
HYDROGEN -.05%	CR 42679
NITROGEN .03%	HR 43034

DATE 05 07 07 TIME 17 20 14 OPERATOR ID JV

ID 297126 WEIGHT 2.967

	SIGNALS
	ZR 42679
CARBON .55%	NR 42682
HYDROGEN .06%	CR 42916
NITROGEN .05%	HR 43395

Analyst Signature: JV Date: 07/05/07

Reviewed: [signature] Date: 07/06/07

JV 07/05/07

FRM-225 (Rev 3/July 05)

Book/Page # 03 006

Southwest Research Institute
Logbook: CHNS

020208

Analysis/ Method: REFER TO PAGE # 03-004 Project: *

Client: * TO #: *

DATE 05 07 07 TIME 17 26 12 OPERATOR ID JV

ID 297126D WEIGHT 2.770

SIGNALS

ZR 42674
NR 42678
CR 42897
HR 43390

CARBON .55%
HYDROGEN .07%
NITROGEN .06%

DATE 05 07 07 TIME 17 31 51 OPERATOR ID JV

ID 297127 WEIGHT 3.197

SIGNALS

ZR 42673
NR 42680
CR 42956
HR 43523

CARBON .58%
HYDROGEN .14%
NITROGEN .11%

DATE 05 07 07 TIME 17 37 40 OPERATOR ID JV

ID 297128 WEIGHT 2.918

SIGNALS

ZR 42667
NR 42693
CR 43370
HR 44004

CARBON 1.53%
HYDROGEN .22%
NITROGEN .23%

Analyst Signature: J. Van Date: 07/05/07

Reviewed: [signature] Date: 07/06/07

JV 07/05/07

020209

Book/Page# 03 007

Southwest Research Institute
Logbook: CHNS

Analysis/ Method: REFER TO PAGE # 03-004 Project: *

Client: * TO #: *

DATE 05 07 07 TIME 17 43 22 OPERATOR ID JV

ID 297129 WEIGHT 3.532

SIGNALS

ZR 42664
NR 42699
CR 43306
HR 43958

CARBON 1.14%
HYDROGEN .19%
NITROGEN .20%

DATE 05 07 07 TIME 17 49 16 OPERATOR ID JV

ID 297130 WEIGHT 2.790

SIGNALS

ZR 42660
NR 42825
CR 45878
HR 46934

CARBON 7.13%
HYDROGEN .66%
NITROGEN 1.00%

DATE 05 07 07 TIME 17 55 10 OPERATOR ID JV

ID 297130D WEIGHT 2.600

SIGNALS

ZR 42658
NR 42805
CR 45666
HR 46662

CARBON 7.17%
HYDROGEN .64%
NITROGEN 1.04%

JV 07/05/07

Analyst Signature: JV Date: 07/05/07

Reviewed: E. Howard Date: 07/06/07

020210

Book/Page # 03 008

Southwest Research Institute
Logbook: CHNS

Analysis/ Method: * REFER TO PAGE # 03-004 Project: *

Client: * TO #: *

DATE 05 07 07 TIME 18 02 09 OPERATOR ID JV

ID 297131 WEIGHT 3.049

SIGNALS

ZR 42649
NR 42869
CR 47408
HR 48874

CARBON 9.68%
HYDROGEN .99%
NITROGEN 1.31%

DATE 05 07 07 TIME 18 08 15 OPERATOR ID JV

ID 297132 WEIGHT 2.715

SIGNALS

ZR 42653
NR 42803
CR 45661
HR 46713

CARBON 6.86%
HYDROGEN .67%
NITROGEN 1.01%

DATE 05 07 07 TIME 18 14 10 OPERATOR ID JV

ID 297133 WEIGHT 3.364

SIGNALS

ZR 42652
NR 42796
CR 45751
HR 46886

CARBON 5.72%
HYDROGEN .61%
NITROGEN .78%

JV 07/05/07

Analyst Signature: J. Van Date: 07/05/07

Reviewed: [signature] Date: 07/06/07

020211

Book/Page # 03 009

Southwest Research Institute
Logbook: CHNS

Analysis/ Method: REFER TO PAGE # 03-004 Project: *

Client: * TO #: *

DATE 05 07 07 TIME 18 20 17 OPERATOR ID JV

ID CCV WEIGHT 3.332

SIGNALS

ZR 42649
NR 44598
CR 81209
HR 88803

CARBON 71.22%
HYDROGEN 6.14%
NITROGEN 10.38%

DATE 05 07 07 TIME 18 59 01 OPERATOR ID JV

ID CCB WEIGHT 3.0

SIGNALS

ZR 42634
NR 42643
CR 42661
HR 42924

CARBON .01%
HYDROGEN -.02%
NITROGEN -.01%

S

JV 07/05/07

Analyst Signature: JV Date: 07/05/07

Reviewed: [signature] Date: 07/06/07

Book/Page # 03 010

Southwest Research Institute
Logbook: CHNS

020212

Analysis/ Method: * REFER TO PAGE # 03-004 Project: *

Client: * TO #: *

DATE 06 07 07 TIME 09 25 50 OPERATOR ID JV

ID CCV WEIGHT 3.114

SIGNALS

ZR 42675
NR 44497
CR 78748
HR 86609

CARBON 71.21%
HYDROGEN 7.15%
NITROGEN 10.31%

DATE 06 07 07 TIME 09 42 38 OPERATOR ID JV

ID CCB WEIGHT 3.0

SIGNALS

ZR 42663
NR 42672
CR 42700
HR 42966

CARBON -.01%
HYDROGEN -.03%
NITROGEN 0.0%

DATE 06 07 07 TIME 09 48 27 OPERATOR ID JV

ID 297134 WEIGHT 2.932

SIGNALS

ZR 42659
NR 42949
CR 47723
HR 49041

CARBON 10.48%
HYDROGEN 1.03%
NITROGEN 1.70%

Analyst Signature: J. Jv Date: 07/06/07

Reviewed: [signature] Date: 07/06/07

Book/Page # 03 011

Southwest Research Institute 020213
Logbook: CHNS

Analysis/ Method: * REFER TO PAGE # 03.004 Project: *

Client: * TO #: *

DATE 06 07 07 TIME 09 55 21 OPERATOR ID JV

ID 297125 WEIGHT 2.775

SIGNALS

ZR 42655
NR 42809
CR 46374
HR 47631

CARBON 8.25%
HYDROGEN 1.02%
NITROGEN .93%

DATE 06 07 07 TIME 10 01 04 OPERATOR ID JV

ID 297136 WEIGHT 3.125

SIGNALS

ZR 42655
NR 42810
CR 45757
HR 46807

CARBON 6.04%
HYDROGEN .71%
NITROGEN .83%

DATE 06 07 07 TIME 10 07 07 OPERATOR ID JV

ID 297137 WEIGHT 3.077

SIGNALS

ZR 42654
NR 42671
CR 42897
HR 43498

CARBON .41%
HYDROGEN .29%
NITROGEN .05%

Analyst Signature: [signature] Date: 07/06/07

Reviewed: [signature] Date: 07/06/07

07/06/07

Book/Page # 03 012

020214

Southwest Research Institute
Logbook: CHNS

Analysis/ Method: * REFER TO PAGE # 03-004 Project: *

Client: * TO #: *

DATE 06 07 07 TIME 10 12 42 OPERATOR ID JV

ID 297138 WEIGHT 3.350

SIGNALS

ZR 42655
NR 42678
CR 43308
HR 43851

CARBON 1.16%
HYDROGEN .22%
NITROGEN .07%

DATE 06 07 07 TIME 10 18 29 OPERATOR ID JV

ID 297139 WEIGHT 3.316

SIGNALS

ZR 42653
NR 42680
CR 43525
HR 43975

CARBON 1.59%
HYDROGEN .14%
NITROGEN .10%

DATE 06 07 07 TIME 10 26 59 OPERATOR ID JV

ID 297140 WEIGHT 2.631

SIGNALS

ZR 42640
NR 42680
CR 44072
HR 44521

CARBON 3.35%
HYDROGEN .18%
NITROGEN .16%

07/06/07

Analyst Signature: J. Vos Date: 07/06/07

Reviewed: [signature] Date: 07/06/07

020215

Book/Page # 03 013

Southwest Research Institute
Logbook: CHNS

Analysis/ Method: * REFER TO PAGE #03-004 Project: *

Client: * TO #: *

DATE 06 07 07 TIME 10 33 07 OPERATOR ID JV

ID 297141 WEIGHT 2.963

SIGNALS

ZR 42651
NR 42893
CR 46875
HR 48222

CARBON 8.64%
HYDROGEN 1.04%
NITROGEN 1.39%

DATE 06 07 07 TIME 10 30 54 OPERATOR ID JV

ID CCV WEIGHT 3.243

SIGNALS

ZR 42656
NR 44551
CR 80190
HR 87600

CARBON 71.14%
HYDROGEN 6.43%
NITROGEN 10.30%

DATE 06 07 07 TIME 10 55 15 OPERATOR ID JV

ID CCB WEIGHT 3.0

SIGNALS

ZR 42650
NR 42660
CR 42687
HR 42990

CARBON -.01%
HYDROGEN .01%
NITROGEN .01%

Analyst Signature: [signature] Date: 07/06/07

Reviewed: [signature] Date: 07/06/07

FRM-225 (Rev 3/July 05)

020216

Book/Page # 03 014

Southwest Research Institute
Logbook: CHNS

Analysis/ Method: * REFER TO PAGE # 03-004 Project: *

Client: * TO #: *

DATE 06 07 07 TIME 11 14 10 OPERATOR ID JV

ID 297126 INSOLUBLE WEIGHT 3.424

SIGNALS

ZR 42642
NR 42657
CR 42909
HR 43456

CARBON .42%
HYDROGEN .22%
NITROGEN .03%

DATE 06 07 07 TIME 11 19 56 OPERATOR ID JV

ID 297126D INSOLUBLE WEIGHT 3.034

SIGNALS

ZR 42650
NR 42664
CR 42933
HR 43472

CARBON .42%
HYDROGEN .20%
NITROGEN .02%

DATE 06 07 07 TIME 11 49 49 OPERATOR ID JV

ID 297127 INSOLUBLE WEIGHT 4.300

SIGNALS

ZR 42646
NR 42673
CR 43065
HR 44048

CARBON .54%
HYDROGEN .47%
NITROGEN .07%

07/06/07

Analyst Signature: [signature] Date: 07/06/07

Reviewed: [signature] Date: 07/06/07

Book/Page # 03 015

020217

Southwest Research Institute
Logbook: CHNS

Analysis/ Method: * REFER TO PAGE # 03-004 Project: *

Client: * TO #: *

DATE 06 07 07 TIME 11 53 42 OPERATOR ID JV

ID 297128 INSOLUBLE WEIGHT 3.501

SIGNALS

ZR 42648
NR 42674
CR 43130
HR 43742

CARBON .79%
HYDROGEN .27%
NITROGEN .09%

DATE 06 07 07 TIME 12 08 57 OPERATOR ID JV

ID 297129 INSOLUBLE WEIGHT 3.330

SIGNALS

ZR 42649
NR 42679
CR 43159
HR 43770

CARBON .87%
HYDROGEN .29%
NITROGEN .11%

DATE 06 07 07 TIME 12 43 00 OPERATOR ID JV

ID 297130 INSOLUBLE WEIGHT 3.000

SIGNALS

ZR 42647
NR 42795
CR 46227
HR 47507

CARBON 7.34%
HYDROGEN .96%
NITROGEN .82%

Analyst Signature: J. Vw Date: 07/06/07

Reviewed: [signature] Date: 07/06/07

07/06/07

Book/Page # 03 016

020218

Southwest Research Institute
Logbook: CHNS

Analysis/ Method: * REFER TO PAGE # 03-004 Project: *

Client: * TO #: *

DATE 06 07 07 TIME 12 53 58 OPERATOR ID JV

ID 297130 DUP. INSOLUBLE WEIGHT 4.691

SIGNALS

CARBON 7.26%	ZR 42652
HYDROGEN .99%	NR 42860
NITROGEN .75%	CR 48151
	HR 50026

DATE 06 07 07 TIME 13 00 57 OPERATOR ID JV

ID 297131 INSOLUBLE WEIGHT 2.809

SIGNALS

CARBON 8.59%	ZR 42658
HYDROGEN 1.14%	NR 42774
NITROGEN .67%	CR 46532
	HR 47916

DATE 06 07 07 TIME 13 07 40 OPERATOR ID JV

ID 297132 INSOLUBLE WEIGHT 2.703

SIGNALS

CARBON 6.36%	ZR 42660
HYDROGEN .81%	NR 42722
NITROGEN .35%	CR 45409
	HR 46450

JV 07/06/07

Analyst Signature: J. Van Date: 07/06/07

Reviewed: E. Hinward Date: 07/06/07

020219

Book/Page # 03 017

Southwest Research Institute
Logbook: CHNS

Analysis/ Method: * REFER TO PAGE # 03-004 Project: *

Client: * TO #: *

Standard Stock ID: *

QC ID: *

Resp. Factors: K_C = * K_H = * K_N = * K_S = *

Notes: *

Sample ID	Mass	Zeros (µV)	Reads (µV)

DATE 06 07 07 TIME 13 25 59 OPERATOR ID JV

ID 297133 INSOLUBLE WEIGHT 2.502

SIGNALS

ZR 42657
NR 42716
CR 44627
HR 45436

CARBON 4.87%
HYDROGEN .61%
NITROGEN .35%

DATE 06 07 07 TIME 13 33 01 OPERATOR ID JV

ID CCV WEIGHT 2.594

SIGNALS

ZR 42662
NR 44177
CR 72721
HR 78676

CARBON 71.22%
HYDROGEN 6.39%
NITROGEN 10.28%

JV 07/06/07

Analyst Signature: JV Date: 07/06/07

Reviewed: E Howard Date: 07/06/07

Book/Page # 03 018

020220

Southwest Research Institute
Logbook: CHNS

Analysis/ Method: * REFER TO PAGE # 03-004 Project: *

Client: * TO #: *

DATE 06 07 07 TIME 13 45 18 OPERATOR ID JV

ID CCB WEIGHT 3.0

SIGNALS

ZR 42668
NR 42676
CR 42702
HR 42990

CARBON -.01%
HYDROGEN 0-.0%
NITROGEN -.01%

DATE 06 07 07 TIME 13 51 47 OPERATOR ID JV

ID 297134 INSOLUBLE WEIGHT 3.810

SIGNALS

ZR 42666
NR 42933
CR 48322
HR 49902

CARBON 9.11%
HYDROGEN .99%
NITROGEN 1.20%

DATE 06 07 07 TIME 14 04 57 OPERATOR ID JV

ID 297135 INSOLUBLE WEIGHT 3.259

SIGNALS

ZR 42659
NR 42777
CR 46646
HR 48048

CARBON 7.63%
HYDROGEN 1.0%
NITROGEN .59%

Analyst Signature: [signature] Date: 07/06/07

Reviewed: [signature] Date: 07/06/07

07/06/07

020221

Book/Page # 03 019

Southwest Research Institute
Logbook: CHNS

Analysis/ Method: * REFER TO PAGE #03-004 Project: *

Client: * TO #: *

DATE 06 07 07 TIME 14 12 03 OPERATOR ID JV

ID 297136 INSOLUBLE WEIGHT 4.805

SIGNALS

ZR 42663
NR 42793
CR 46614
HR 47986

CARBON 5.11%
HYDROGEN .66%
NITROGEN .45%

DATE 06 07 07 TIME 14 25 43 OPERATOR ID JV

ID 297137 INSOLUBLE WEIGHT 3.505

SIGNALS

ZR 42658
NR 42665
CR 42757
HR 43466

CARBON .11%
HYDROGEN .35%
NITROGEN -.01%

DATE 06 07 07 TIME 14 33 15 OPERATOR ID JV

ID 297138 INSOLUBLE WEIGHT 4.010

SIGNALS

ZR 42661
NR 42675
CR 43110
HR 43784

CARBON .65%
HYDROGEN .28%
NITROGEN .02%

07/06/07

Analyst Signature: [signature] Date: 07/06/07

Reviewed: [signature] Date: 07/06/07

Book/Page # 03 020

Southwest Research Institute
Logbook: CHNS

020222

Analysis/ Method: * REFER TO PAGE # 03-004 Project: *

Client: * TO #: *

DATE 06 07 07 TIME 14 40 19 OPERATOR ID JV

ID 297139 INSOLUBLE WEIGHT 3.275

	SIGNALS
	ZR 42662
CARBON 1.01%	NR 42677
HYDROGEN .14%	CR 43217
NITROGEN .03%	HR 43664

DATE 06 07 07 TIME 14 47 32 OPERATOR ID JV

ID 297140 INSOLUBLE WEIGHT 3.201

	SIGNALS
	ZR 42663
CARBON 2.57%	NR 42689
HYDROGEN .17%	CR 43990
NITROGEN .09%	HR 44462

DATE 06 07 07 TIME 14 54 26 OPERATOR ID JV

ID 297141 INSOLUBLE WEIGHT 3.407

	SIGNALS
	ZR 42664
CARBON 7.51%	NR 42841
HYDROGEN .89%	CR 46821
NITROGEN .87%	HR 48148

JV 07/06/07

Analyst Signature: J. Von Date: 07/06/07

Reviewed: [signature] Date: 07/06/07

020223

Book/Page # 03 021

Southwest Research Institute
Logbook: CHNS

Analysis/ Method: * REFER TO PAGE 03 # -004 * Project: *

Client: * TO #: *

DATE 06 07 07 TIME 15 00 55 OPERATOR ID JV

ID CCV WEIGHT 2.071

	SIGNALS
	ZR 42667
CARBON 71.20%	NR 44344
HYDROGEN 6.55%	CR 75926
NITROGEN 10.29%	HR 82639

DATE 06 07 07 TIME 15 12 14 OPERATOR ID JV

ID CCB WEIGHT 3.0

	SIGNALS
	ZR 42672
CARBON -.03%	NR 42673
HYDROGEN -.01%	CR 42698
NITROGEN -.01%	HR 42985

07/06/07

Analyst Signature: [signature] Date: 07/06/07

Reviewed: [signature] Date: 07/06/07

Southwest Research Institute

% Soluble (Rev 0)

Controlled Electronic Benchsheet

RSpair 7/9/07

020224

Client: Div. 20
Project #: 06002.01.212
TO# 070622-2
Method: ASTM 2216

Date: 06/25/07
Analyst: J.Voos
RL = 0.05 %
based on: 10 g sample
Sig Figs: 3

Balance #: 34 Oven # 22 Date In: 06/25/07 Time in: 1500HRS.
Date Out: 06/26/07 Time Out: 0830HRS

Nominal Sample Weight, g 10.0

Sample ID	A Tare Wt(g)	B As-received Sample + Tare Wt(g)	C Insoluble Dried Sample + Tare Wt(g)	Sample Weight (g)	(C- A) Insoluble Sample Wt(g)	% Soluble
BLANK(PB)	11.4317	11.4317	11.4317	0.0000	0.0000	0.00%
297126	11.4342	12.4356	12.4221	1.0014	0.988	1.35%
297127	11.1835	12.1924	12.1738	1.0089	0.990	1.84%
297128	11.3622	12.3674	12.3530	1.0052	0.991	1.43%
297129	11.4818	12.4881	12.4689	1.0063	0.987	1.91%
297130	11.1800	11.3606	11.3440	0.1806	0.164	9.19%
297131	11.3612	11.5191	11.4985	0.1579	0.137	13.0%
297132	11.4354	11.6039	11.5863	0.1685	0.151	10.4%
297133	11.4341	11.6153	11.6003	0.1812	0.166	8.28%
297134	11.4368	11.6125	11.5930	0.1757	0.1562	11.1%
297135	11.3610	11.5683	11.5475	0.2073	0.1865	10.0%
297136	11.4820	11.6580	11.6430	0.1760	0.1610	8.52%
297137	11.3625	12.3673	12.3555	1.0048	0.9930	1.17%
297138	11.4820	12.4869	12.4743	1.0049	0.9923	1.25%
297139	11.4339	12.4399	12.4300	1.0060	0.9961	0.98%
297140	11.3690	12.3706	12.3508	1.0016	0.9818	1.98%
297141	11.4374	11.6154	11.5966	0.1780	0.1592	10.6%

Sample calc 297126 % Soluble =

$$= \frac{(12.4356 - 12.4221)}{(12.4356 - 11.4342)} \times 100 = 1.35\%$$

% Moisture = ((B-C)/(C-A)) x 100, %Moisture = ((B-C)/(C-A)) x 100, % Solids = [(C-A)/(B-A)] x 100

020225

Southwest Research Institute
WC Sample Prep Logbook

Analysis: EXTRACTION OF WATER SOLUBLE ANIONS FROM DUST, FOR IC & ICP
Project #: 06002.01.212
Method (circle) Digestion / Distillation / (Extraction) / Bomb
Task Order#: 070622-2
Client: DIV. #20 (M. JUCKETT)
TAP#: N/A

Balance ID: #34
~~Digestion~~ EXTRACTION Apparatus: CENTRIFUGE TUBES
Temperature: ~~N/A~~ 60°C (FOR FINAL WT. OF DUST OVEN DRIED AT) 06/25/07 JV
LCS ID: N/A JV 06/25/07
LCS TV = N/A
Notes / Prep: ~~SOIL~~ DUST EXTRACTED 3X W/ 5mL PORTIONS OF DI WATER JV 06/25/07

Sample ID	~~Sample Wt (g)~~ ~~Sample Vol (ml)~~	~~Final Volume~~ (ml)	DUST FINAL DRIED WT. + TARE (g)	(60°C) DUST Wt. g	F.V. OF EXTRACTION OF SOLUBLE MATRIX & DI
~~PB~~ JV 06/25/07	CENTRF. TUBE TARE WT. (g)	DUST + TARE WT. (g)			
	11.4317	11.4317	11.4317		
PB JV 06/25/07	~~11.4342~~ 11.4342	~~12.4356~~	↓	—	15mL
297126 JV 06/25/07	~~11.1835~~ 11.1835	12.4356	12.4221	1.0014	
27	~~11.3682~~	12.1924	12.~~3550~~ 1738	JV 06/26/07 1.0089	
28	11.3622	12.3674	12.3530	1.0052	
29	11.4818	12.4881	12.4689	1.0063	
30	11.1800	11.3606	11.3440	0.1806	
31	11.3612	11.5191	11.4985	0.1579	
32	11.4354	11.6039	11.5863	0.1655	
33	11.4341	11.6153	11.6003	0.1812	
34	11.4368	11.6125	11.5930	0.1757	
35	11.3610	11.5683	11.5475	0.2073	
36	11.4820	11.6580	11.6430	0.1760	
37	11.3625	12.3673	12.3555	1.0048	
38	11.4820	12.4869	12.4743	1.0049	
39	11.4339	12.4399	12.~~5923~~ 4300	1.0060	
40	11.3690	12.3706	12.3508	1.0016	
41	11.4374	11.6154	11.5966	0.1780	
			JV 06/26/07		

Analyst Signature: [signature] Date: 06/25/07
Reviewed by: [signature] Date: 07/05/07

Logbook# - Page # 1 016

FRM-277 (Rev 2/May 06)