APPENDIX A

SURVEY UNIT CE-FSS-20-01
RESULTS AND DATA EVALUATION

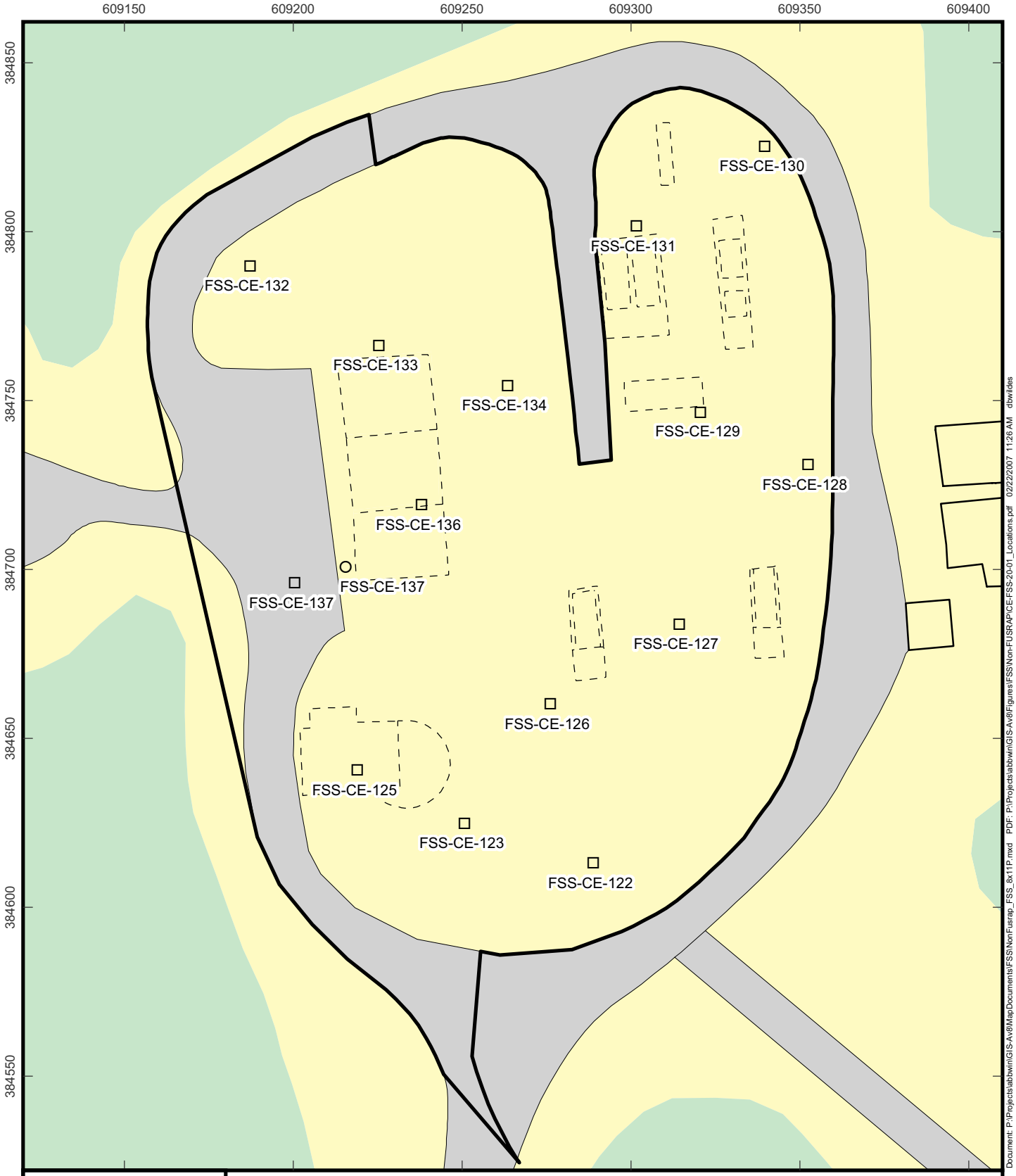

CT State Plane NAD 27 Feet:

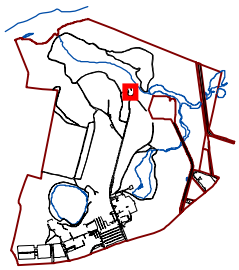

Legend

- Soil Sample Location
- Relocated Soil Sample Location
- Survey Unit
- Forest
- Open
- Water
- Road
- Former Building

N

0 20 40 Feet

Prepared by DBW | Checked by HTD

Sample Locations
Survey Unit CE-FSS-20-01

Final Status Survey
CE Windsor Site
Windsor, Connecticut

MACTEC

Document: P:\Projects\abbwin\GIS-Av8\MapDocuments\FSS\NonFusrap_FSS_8x11P.mxd PDF: P:\Projects\abbwin\GIS-Av8\Figures\FSS\Non-FUSRAP\CE-FSS-20-01_Locations.pdf 02/22/2007 11:26 AM dbwildes

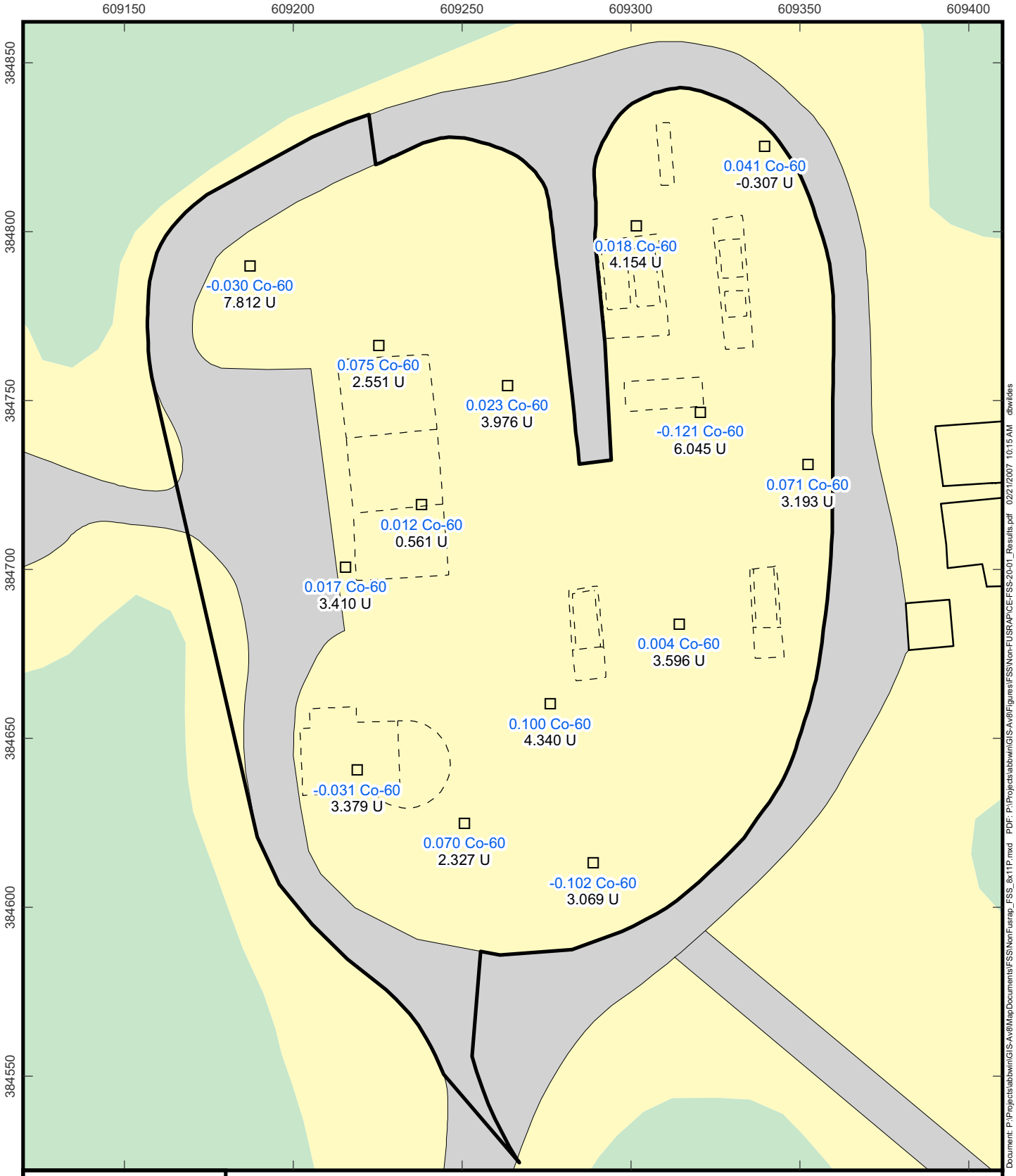

CT State Plane NAD 27 Feet:

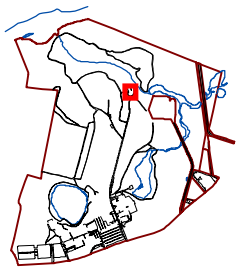

Legend

Co-60 (pCi/g)
Total U (pCi/g) ☐ Soil Sample Location

Survey Unit

Forest
Open
Water
Road
Former Building

N

0 20 40 Feet

Prepared by DBW | Checked by HTD

Sample Results
Survey Unit CE-FSS-20-01

Final Status Survey
CE Windsor Site
Windsor, Connecticut

MACTEC

Document: P:\Projects\abbwin\GIS-Av8\MapDocuments\FSS\NonFusrap_FSS_8x11P.mxd PDF: P:\Projects\abbwin\GIS-Av8\Figures\FSS\Non-FUSRAP\CE-FSS-20-01_Results.pdf 02/21/2007 10:15 AM dbwildes

Survey Unit CE-FSS-20-01

Final Status Survey Volumetric Soil Sample Results

Sample ID	Co-60				U-235				Total U (pCi/g)	Sum of Fraction
	Activity	Uncert.	MDC	Qualifier	Activity	Uncert.	MDC	Qualifier		
FSS-CE-122	-1.02E-01	1.12E-01	1.73E-01	U	9.90E-02	1.55E-01	2.91E-01	U	3.1	-0.015
FSS-CE-123	6.43E-02	1.05E-01	2.53E-01	U	7.62E-02	1.68E-01	3.13E-01	U	2.4	0.017
FSS-CE-124 (123 DUP)	7.64E-02	1.30E-01	2.83E-01	U	7.39E-02	1.66E-01	3.09E-01	U	2.3	0.019
FSS-CE-123 AVE	7.04E-02				7.51E-02				2.3	0.018
FSS-CE-125	-3.10E-02	1.19E-01	2.12E-01	U	1.09E-01	1.35E-01	2.60E-01	U	3.4	0.000
FSS-CE-126	1.00E-01	1.10E-01	2.63E-01	U	1.40E-01	1.34E-01	2.61E-01	U	4.3	0.028
FSS-CE-127	4.38E-03	7.18E-02	1.59E-01	U	1.16E-01	1.42E-01	2.71E-01	U	3.6	0.007
FSS-CE-128	7.10E-02	9.27E-02	2.32E-01	U	1.03E-01	1.50E-01	2.81E-01	U	3.2	0.020
FSS-CE-129	-1.21E-01	1.27E-01	1.84E-01	U	1.95E-01	1.46E-01	2.85E-01	U	6.0	-0.013
FSS-CE-130	4.09E-02	9.32E-02	2.16E-01	U	-9.89E-03	1.54E-01	2.76E-01	U	-0.3	0.008
FSS-CE-131	1.81E-02	9.75E-02	2.01E-01	U	1.34E-01	1.43E-01	2.69E-01	U	4.2	0.011
FSS-CE-132	-3.00E-02	1.08E-01	2.03E-01	U	2.52E-01	1.49E-01	2.97E-01	U	7.8	0.008
FSS-CE-133	7.45E-02	1.11E-01	2.56E-01	U	8.23E-02	1.53E-01	2.81E-01	U	2.6	0.019
FSS-CE-134	5.37E-02	1.28E-01	2.63E-01	U	2.22E-01	1.63E-01	3.19E-01	U	6.9	0.023
FSS-CE-135 (134 DUP)	-7.57E-03	1.00E-01	2.05E-01	U	3.45E-02	1.45E-01	2.69E-01	U	1.1	0.000
FSS-CE-134 AVE	2.31E-02				1.28E-01				4.0	0.012
FSS-CE-136	1.21E-02	1.24E-01	2.36E-01	U	1.81E-02	1.61E-01	2.91E-01	U	0.6	0.003
FSS-CE-137	1.65E-02	1.06E-01	2.33E-01	U	1.10E-01	1.50E-01	2.87E-01	U	3.4	0.009

Survey Unit CE-FSS-20-01

One-Minute Static Field Measurement Results

Sample ID	Static Count Rate (cpm)	Ambient Background (cpm)	Net (cpm)	pCi/g
FSS-CE-122	2445	2600	-155	-0.5
FSS-CE-123	2796	2600	196	0.7
FSS-CE-125	2407	2600	-193	-0.6
FSS-CE-126	3075	2600	475	1.6
FSS-CE-127	2692	2600	92	0.3
FSS-CE-128	2476	2600	-124	-0.4
FSS-CE-129	2288	2600	-312	-1.0
FSS-CE-130	2324	2600	-276	-0.9
FSS-CE-131	2446	2600	-154	-0.5
FSS-CE-132	2549	2600	-51	-0.2
FSS-CE-133	2540	2600	-60	-0.2
FSS-CE-134	2633	2600	33	0.1
FSS-CE-136	2495	2600	-105	-0.3
FSS-CE-137	2418	2600	-182	-0.6

Survey Unit CE-FSS-20-01

Final Status Survey Sample GPS Coordinates

Sample ID	X_Coord	Y_Coord
FSS-CE-122	609288.83	384613.21
FSS-CE-123	609250.72	384624.99
FSS-CE-125	609218.96	384640.70
FSS-CE-126	609276.13	384660.35
FSS-CE-127	609314.23	384683.92
FSS-CE-128	609352.34	384731.06
FSS-CE-129	609320.59	384746.77
FSS-CE-130	609339.64	384825.34
FSS-CE-131	609301.53	384801.77
FSS-CE-132	609187.20	384789.98
FSS-CE-133	609225.31	384766.41
FSS-CE-134	609263.42	384754.63
FSS-CE-136	609238.02	384719.27
FSS-CE-137	609199.91	384695.70

Descriptive Statistics Report

Summary Section of 20-01 Co-60

Count	Mean	Standard Deviation	Standard Error	Minimum	Maximum	Range
14	1.049857E-02	6.438001E-02	1.720628E-02	-0.121	0.1	0.221

Counts Section of 20-01 Co-60

Rows	Sum of Frequencies	Missing Values	Distinct Values	Sum	Total Sum Squares	Adjusted Sum Squares
20	14	6	14	0.14698	5.542528E-02	0.0538822

Means Section of 20-01 Co-60

Parameter	Mean	Median	Geometric Mean	Harmonic Mean	Sum	Mode
Value	1.049857E-02	0.0173	2.982459E-02	3.026361E-02	0.14698	
Std Error	1.720628E-02				0.2408879	
95% LCL	-2.667334E-02	-0.031	0.0145557	1.410591E-02	-0.3734267	
95% UCL	4.767048E-02	0.0704	6.111048E-02	-0.2080609	0.6673867	
T-Value	0.6101593					
Prob Level	0.5522736					
Count	14		10	14		0

The geometric mean confidence interval assumes that the ln(y) are normally distributed.
The harmonic mean confidence interval assumes that the 1/y are normally distributed.

Variation Section of 20-01 Co-60

Parameter	Variance	Standard Deviation	Unbiased Std Dev	Std Error of Mean	Interquartile Range	Range
Value	4.144785E-03	6.438001E-02	6.562883E-02	1.720628E-02	0.1008	0.221
Std Error	1.470751E-03	1.615374E-02		4.31727E-03		
95% LCL	2.178326E-03	4.667254E-02		1.247376E-02		
95% UCL	1.075761E-02	0.1037189		2.772005E-02		

Skewness and Kurtosis Section of 20-01 Co-60

Parameter	Skewness	Kurtosis	Fisher's g1	Fisher's g2	Coefficient of Variation	Coefficient of Dispersion
Value	-0.714824	2.762797	-0.8036252	0.240496	6.132263	2.679686
Std Error	0.3544661	1.050765			10.31129	

Trimmed Section of 20-01 Co-60

Parameter	5% Trimmed	10% Trimmed	15% Trimmed	25% Trimmed	35% Trimmed	45% Trimmed
Trim-Mean	1.283175E-02	1.598036E-02	1.953878E-02	1.932571E-02	1.769714E-02	0.0173
Trim-Std Dev	5.578743E-02	4.595652E-02	3.452362E-02	2.340075E-02	6.463508E-03	1.496663E-03
Count	13	11	10	7	4	1

Descriptive Statistics Report

Mean-Deviation Section of 20-01 Co-60

Parameter	|X-Mean|	|X-Median|	(X-Mean)^2	(X-Mean)^3	(X-Mean)^4
Average	4.744469E-02	4.635857E-02	3.848729E-03	-1.70677E-04	4.092453E-05
Std Error	1.032624E-02		1.365697E-03	8.543661E-05	1.665765E-05

Quartile Section of 20-01 Co-60

Parameter	10th Percentile	25th Percentile	50th Percentile	75th Percentile	90th Percentile
Value	-0.1115	-0.03025	0.0173	0.07055	0.08725
95% LCL		-0.121	-0.031	0.0165	
95% UCL		0.0181	0.0704	0.1	

Normality Test Section of 20-01 Co-60

Test Name	Test Value	Prob Level	10% Critical Value	5% Critical Value	Decision (5%)
Shapiro-Wilk W	0.9242226	0.2527725			Can't reject normality
Anderson-Darling	0.4478559	0.2793			Can't reject normality
Martinez-Iglewicz	1.081149		1.305415	1.57245	Can't reject normality
Kolmogorov-Smirnov	0.1049993		0.208	0.226	Can't reject normality
D'Agostino Skewness	-1.373604	0.1695646	1.645	1.960	Can't reject normality
D'Agostino Kurtosis	0.4377	0.661574	1.645	1.960	Can't reject normality
D'Agostino Omnibus	2.0784	0.353737	4.605	5.991	Can't reject normality

Plots Section of 20-01 Co-60

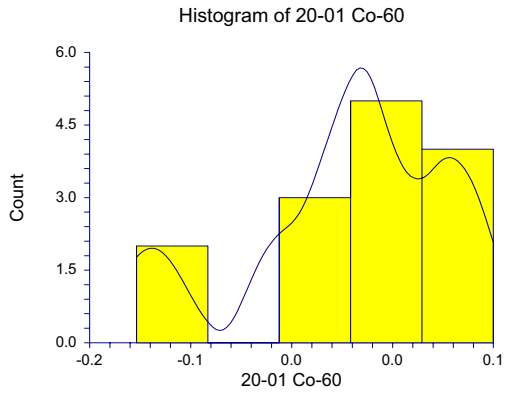

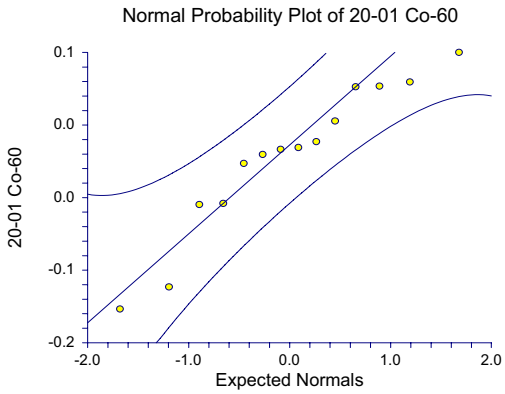

Descriptive Statistics Report

Percentile Section of 20-01 Co-60

Percentile	Value	95% LCL	95% UCL	Exact Conf. Level
99	0.1			
95	0.1			
90	0.08725			
85	0.073625			
80	0.071	0.0165	0.1	95.36224
75	0.07055	0.0165	0.1	97.18725
70	0.05565	0.0165	0.1	96.17493
65	0.03645	0.0121	0.0745	95.51371
60	0.0231	0.00438	0.0745	97.43929
55	0.01935	-0.03	0.071	97.15633
50	0.0173	-0.031	0.0704	96.48438
45	0.0154	-0.031	0.0704	97.15633
40	0.0121	-0.102	0.0409	97.43929
35	0.00631	-0.102	0.0231	95.51371
30	-0.01281	-0.121	0.0181	96.17493
25	-0.03025	-0.121	0.0181	97.18725
20	-0.031	-0.121	0.0181	95.36224
15	-0.08425			
10	-0.1115			
5	-0.121			
1	-0.121			

Percentile Formula: Ave X(p[n+1])

Stem-Leaf Plot Section of 20-01 Co-60

Depth	Stem	Leaves
2	-1* |	20
2	. |	
4	-0* |	33
(6)	0* |	011124
4	. |	777
1	1* |	0

Unit = .01 Example: 1 |2 Represents 0.12

Descriptive Statistics Report

Summary Section of 20-01 Total U

Count	Mean	Standard Deviation	Standard Error	Minimum	Maximum	Range
14	3.442857	1.989478	0.5317103	-0.3	7.8	8.1

Counts Section of 20-01 Total U

Rows	Sum of Frequencies	Missing Values	Distinct Values	Sum	Total Sum Squares	Adjusted Sum Squares
20	14	6	13	48.2	217.4	51.45428

Means Section of 20-01 Total U

Parameter	Mean	Median	Geometric Mean	Harmonic Mean	Sum	Mode
Value	3.442857	3.4	3.276103	8.386497	48.2	3.4
Std Error	0.5317103				7.443944	
95% LCL	2.294167	2.3	2.275066	1.364006	32.11834	
95% UCL	4.591547	4.2	4.717598	-2.021607	64.28166	
T-Value	6.475062					
Prob Level	2.083135E-05					
Count	14		13	14		2

The geometric mean confidence interval assumes that the ln(y) are normally distributed.
The harmonic mean confidence interval assumes that the 1/y are normally distributed.

Variation Section of 20-01 Total U

Parameter	Variance	Standard Deviation	Unbiased Std Dev	Std Error of Mean	Interquartile Range	Range
Value	3.958022	1.989478	2.028069	0.5317103	1.7	8.1
Std Error	1.683241	0.5982629		0.1598925		
95% LCL	2.080171	1.44228		0.3854655		
95% UCL	10.27288	3.205133		0.8566079		

Skewness and Kurtosis Section of 20-01 Total U

Parameter	Skewness	Kurtosis	Fisher's g1	Fisher's g2	Coefficient of Variation	Coefficient of Dispersion
Value	0.2344337	3.532002	0.2635569	1.376821	0.5778566	0.3865546
Std Error	0.3983947	1.216111			0.1392114	

Trimmed Section of 20-01 Total U

Parameter	5% Trimmed	10% Trimmed	15% Trimmed	25% Trimmed	35% Trimmed	45% Trimmed
Trim-Mean	3.40873	3.398214	3.412245	3.442857	3.407143	3.4
Trim-Std Dev	1.563154	1.110995	0.6419547	0.439155	0.1974729	6.354187E-08
Count	13	11	10	7	4	1

Descriptive Statistics Report

Mean-Deviation Section of 20-01 Total U

Parameter	|X-Mean|	|X-Median|	(X-Mean)^2	(X-Mean)^3	(X-Mean)^4
Average	1.320408	1.314286	3.675306	1.651811	47.70984
Std Error	0.3191025		1.563009	3.105527	26.23269

Quartile Section of 20-01 Total U

Parameter	10th Percentile	25th Percentile	50th Percentile	75th Percentile	90th Percentile
Value	0.15	2.525	3.4	4.225	6.9
95% LCL		-0.3	2.3	3.4	
95% UCL		3.4	4.2	7.8	

Normality Test Section of 20-01 Total U

Test Name	Test Value	Prob Level	10% Critical Value	5% Critical Value	Decision (5%)
Shapiro-Wilk W	0.9431033	0.4595252			Can't reject normality
Anderson-Darling	0.48157	0.2315467			Can't reject normality
Martinez-Iglewicz	1.318088		1.305415	1.57245	Can't reject normality
Kolmogorov-Smirnov	0.1904359		0.208	0.226	Can't reject normality
D'Agostino Skewness	0.4639108	0.6427117	1.645	1.960	Can't reject normality
D'Agostino Kurtosis	1.2366	0.216237	1.645	1.960	Can't reject normality
D'Agostino Omnibus	1.7444	0.418035	4.605	5.991	Can't reject normality

Plots Section of 20-01 Total U

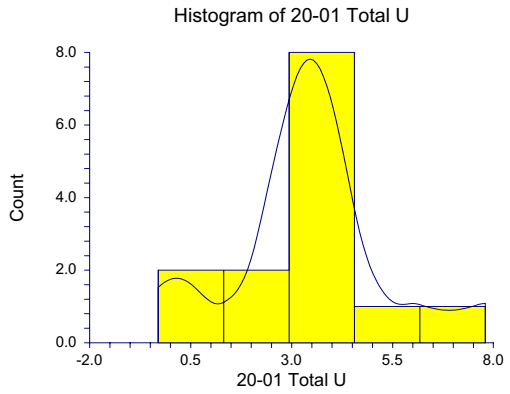

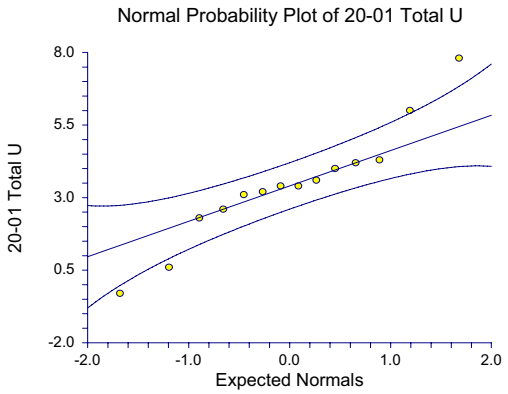

Descriptive Statistics Report

Percentile Section of 20-01 Total U

Percentile	Value	95% LCL	95% UCL	Exact Conf. Level
99	7.8			
95	7.8			
90	6.9			
85	5.575			
80	4.3	3.4	7.8	95.36224
75	4.225	3.4	7.8	97.18725
70	4.1	3.4	7.8	96.17493
65	3.9	3.2	6	95.51371
60	3.6	3.1	6	97.43929
55	3.45	2.6	4.3	97.15633
50	3.4	2.3	4.2	96.48438
45	3.35	2.3	4.2	97.15633
40	3.2	0.6	4	97.43929
35	3.125	0.6	3.6	95.51371
30	2.85	-0.3	3.4	96.17493
25	2.525	-0.3	3.4	97.18725
20	2.3	-0.3	3.4	95.36224
15	1.025			
10	0.15			
5	-0.3			
1	-0.3			

Percentile Formula: Ave X(p[n+1])

Stem-Leaf Plot Section of 20-01 Total U

Depth	Stem	Leaves
Low		-3
2	0	6
2	1	
4	2	36
(5)	3	12446
5	4	023
2	5	
2	6	0
High		78

Unit = .1 Example: 1 |2 Represents 1.2

Descriptive Statistics Report

Summary Section of 20-01 SOF

Count	Mean	Standard Deviation	Standard Error	Minimum	Maximum	Range
14	8.214286E-03	1.193043E-02	3.188542E-03	-0.015	0.028	0.043

Counts Section of 20-01 SOF

Rows	Sum of Frequencies	Missing Values	Distinct Values	Sum	Total Sum Squares	Adjusted Sum Squares
20	14	6	13	0.115	0.002795	1.850357E-03

Means Section of 20-01 SOF

Parameter	Mean	Median	Geometric Mean	Harmonic Mean	Sum	Mode
Value	8.214286E-03	0.0085	1.106955E-02	1.224272E-02	0.115	0.008
Std Error	3.188542E-03				4.463958E-02	
95% LCL	1.32586E-03	0	7.270959E-03	6.992697E-03	1.856204E-02	
95% UCL	1.510271E-02	0.018	1.685265E-02	4.912537E-02	0.211438	
T-Value	2.576189					
Prob Level	2.302228E-02					
Count	14		11	13		2

The geometric mean confidence interval assumes that the ln(y) are normally distributed.
The harmonic mean confidence interval assumes that the 1/y are normally distributed.

Variation Section of 20-01 SOF

Parameter	Variance	Standard Deviation	Unbiased Std Dev	Std Error of Mean	Interquartile Range	Range
Value	1.423352E-04	1.193043E-02	1.216185E-02	3.188542E-03	0.016	0.043
Std Error	5.155618E-05	3.055693E-03		8.166682E-04		
95% LCL	7.480542E-05	8.649012E-03		2.311546E-03		
95% UCL	3.694249E-04	1.922043E-02		5.136876E-03		

Skewness and Kurtosis Section of 20-01 SOF

Parameter	Skewness	Kurtosis	Fisher's g1	Fisher's g2	Coefficient of Variation	Coefficient of Dispersion
Value	-0.5220183	2.836814	-0.5868676	0.3498386	1.4524	1
Std Error	0.3344392	0.9931594			0.6887801	

Trimmed Section of 20-01 SOF

Parameter	5% Trimmed	10% Trimmed	15% Trimmed	25% Trimmed	35% Trimmed	45% Trimmed
Trim-Mean	8.404762E-03	8.857143E-03	0.0095	9.357143E-03	9.02381E-03	0.0085
Trim-Std Dev	1.016517E-02	8.163594E-03	5.804094E-03	3.573214E-03	1.510134E-03	9.354143E-04
Count	13	11	10	7	4	1

Descriptive Statistics Report

Mean-Deviation Section of 20-01 SOF

Parameter	|X-Mean|	|X-Median|	(X-Mean)^2	(X-Mean)^3	(X-Mean)^4
Average	0.0085	0.0085	1.321684E-04	-7.931895E-07	4.955482E-08
Std Error	1.913582E-03		4.78736E-05	4.794251E-07	2.09027E-08

Quartile Section of 20-01 SOF

Parameter	10th Percentile	25th Percentile	50th Percentile	75th Percentile	90th Percentile
Value	-0.014	0.00225	0.0085	0.01825	0.024
95% LCL		-0.015	0	0.008	
95% UCL		0.009	0.018	0.028	

Normality Test Section of 20-01 SOF

Test Name	Test Value	Prob Level	10% Critical Value	5% Critical Value	Decision (5%)
Shapiro-Wilk W	0.9427521	0.4547205			Can't reject normality
Anderson-Darling	0.390085	0.382333			Can't reject normality
Martinez-Iglewicz	1.059689		1.305415	1.57245	Can't reject normality
Kolmogorov-Smirnov	0.1051688		0.208	0.226	Can't reject normality
D'Agostino Skewness	-1.018158	0.308603	1.645	1.960	Can't reject normality
D'Agostino Kurtosis	0.5289	0.596879	1.645	1.960	Can't reject normality
D'Agostino Omnibus	1.3164	0.517789	4.605	5.991	Can't reject normality

Plots Section of 20-01 SOF

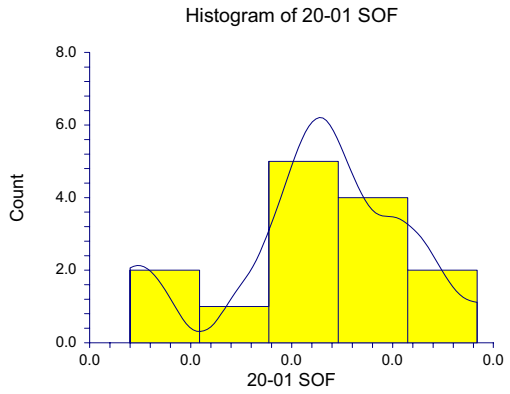

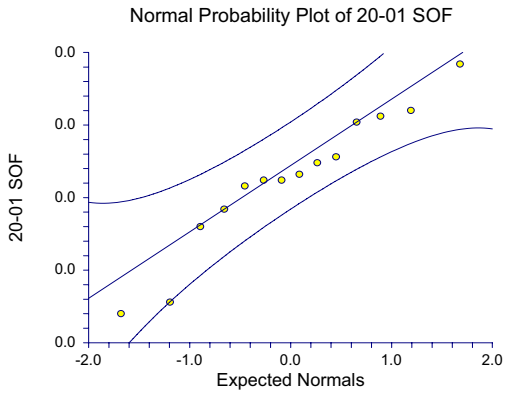

Descriptive Statistics Report

Percentile Section of 20-01 SOF

Percentile	Value	95% LCL	95% UCL	Exact Conf. Level
99	0.028			
95	0.028			
90	0.024			
85	0.01975			
80	0.019	0.008	0.028	95.36224
75	0.01825	0.008	0.028	97.18725
70	0.015	0.008	0.028	96.17493
65	0.01175	0.008	0.02	95.51371
60	0.011	0.007	0.02	97.43929
55	0.0095	0.003	0.019	97.15633
50	0.0085	0	0.018	96.48438
45	0.008	0	0.018	97.15633
40	0.008	-0.013	0.012	97.43929
35	0.00725	-0.013	0.011	95.51371
30	0.005	-0.015	0.009	96.17493
25	0.00225	-0.015	0.009	97.18725
20	0	-0.015	0.009	95.36224
15	-0.00975			
10	-0.014			
5	-0.015			
1	-0.015			

Percentile Formula: Ave X(p[n+1])

Stem-Leaf Plot Section of 20-01 SOF

```
Depth        Stem   Leaves
1              -1. |  5
2              -1* |  3
2                . |
2              -0* |
4               0* |  03
(4)               . |  7889
6               1* |  12
4                 . |  89
2               2* |  0
1                 . |  8
```

Unit = .001 Example: 1 |2 Represents 0.012

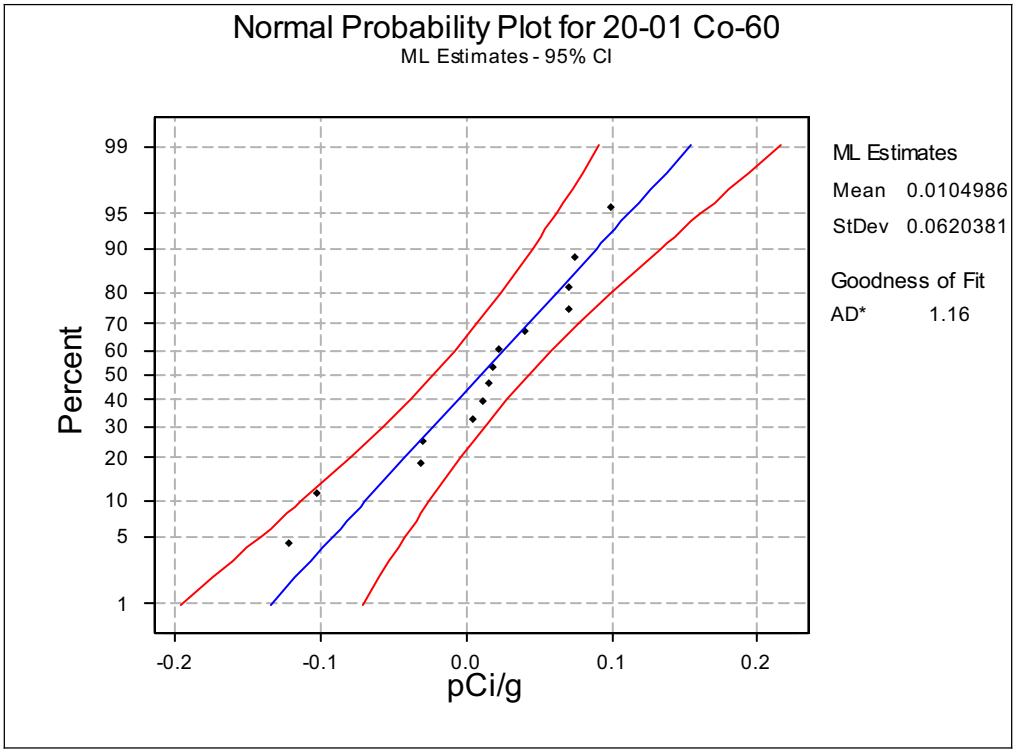
Normal Probability Plot for 20-01 Co-60
ML Estimates - 95% CI
Percent
99
95
90
80
70
60
50
40
30
20
10
5
1
-0.2
-0.1
0.0
0.1
0.2
pCi/g
ML Estimates
Mean 0.0104986
StDev 0.0620381
Goodness of Fit
AD* 1.16

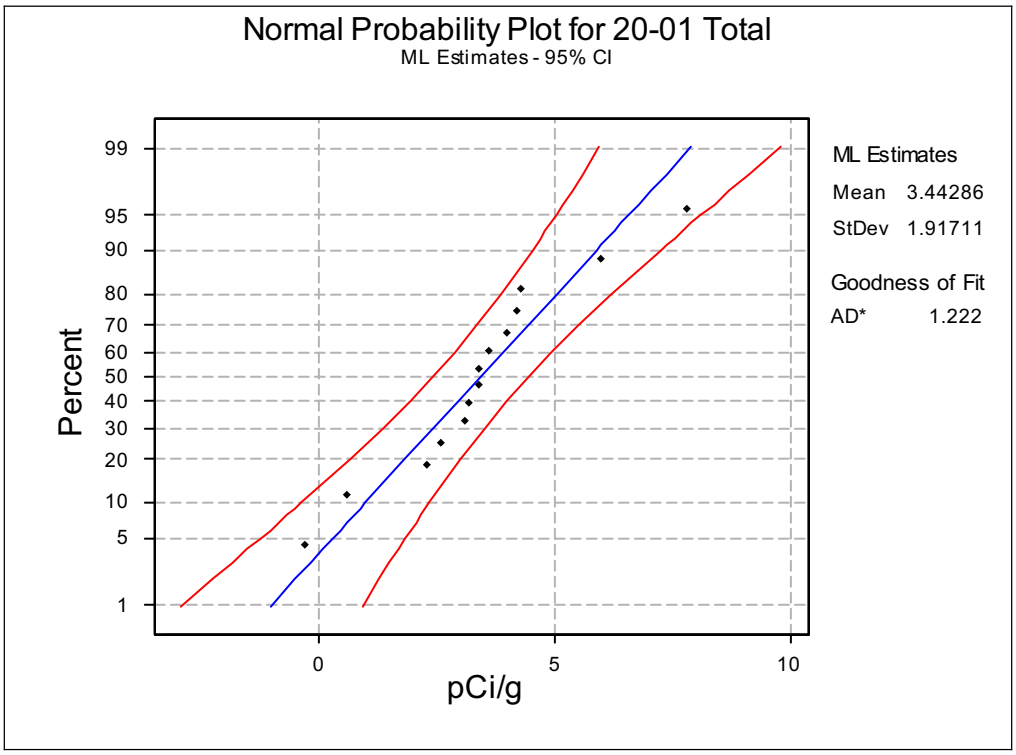
Normal Probability Plot for 20-01 Total
ML Estimates - 95% CI
Percent
99
95
90
80
70
60
50
40
30
20
10
5
1
0
5
10
pCi/g
ML Estimates
Mean 3.44286
StDev 1.91711
Goodness of Fit
AD* 1.222

Descriptive Statistics

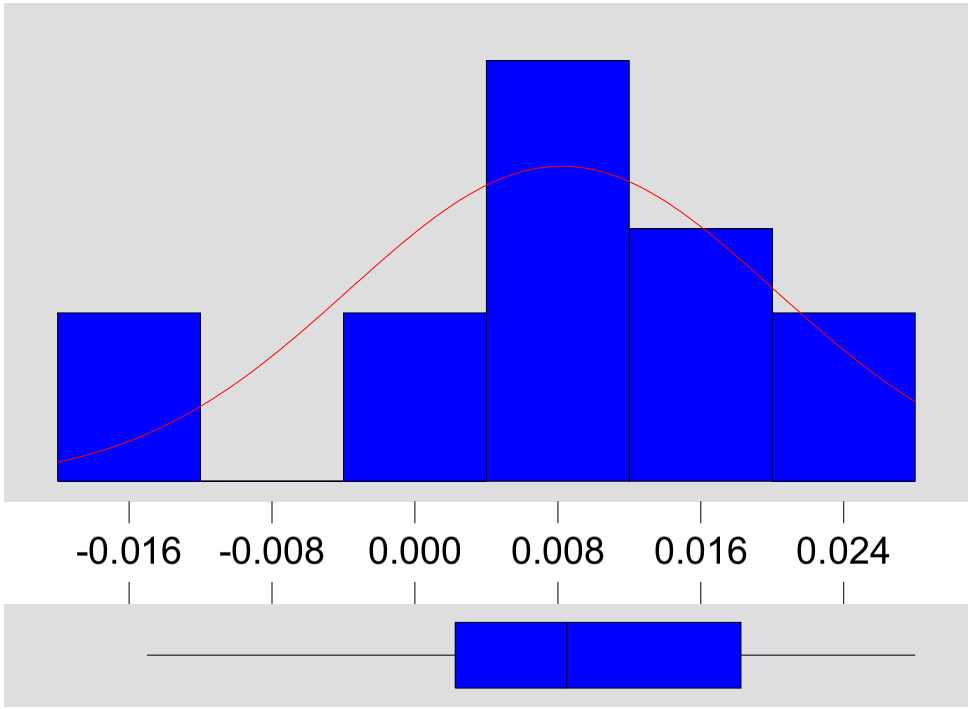



Variable: 20-01 SOF

Anderson-Darling Normality Test

A-Squared:	0.386
P-Value:	0.342
Mean	8.21E-03
StDev	1.19E-02
Variance	1.42E-04
Skewness	-5.9E-01
Kurtosis	0.349839
N	14
Minimum	-1.5E-02
1st Quartile	2.25E-03
Median	8.50E-03
3rd Quartile	1.83E-02
Maximum	2.80E-02

95% Confidence Interval for Mu

1.33E-03	1.51E-02

95% Confidence Interval for Sigma

8.65E-03	1.92E-02

95% Confidence Interval for Median

2.85E-03	1.81E-02

One-Sample T-Test Report

Variable 20-01 SOF

Descriptive Statistics Section

Variable	Count	Mean	Standard Deviation	Standard Error	95% LCL of Mean	95% UCL of Mean
20-01 SOF	14	8.214286E-03	1.193043E-02	3.188542E-03	1.32586E-03	1.510271E-02

T for Confidence Limits = 2.1604

Tests of Assumptions Section

Assumption	Value	Probability	Decision(5%)
Skewness Normality	-1.0182	0.308603	Cannot reject normality
Kurtosis Normality	0.5289	0.596879	Cannot reject normality
Omnibus Normality	1.3164	0.517789	Cannot reject normality
Correlation Coefficient			

T-Test For Difference Between Mean and Value Section

Alternative Hypothesis	T-Value	Prob Level	Decision (5%)	Power (Alpha=.05)	Power (Alpha=.01)
20-01 SOF<>1	-311.0468	0.000000	Reject H0	1.000000	1.000000
20-01 SOF<1	-311.0468	0.000000	Reject H0	1.000000	1.000000
20-01 SOF>1	-311.0468	1.000000	Accept H0	0.000000	0.000000

Nonparametric Tests Section

Quantile (Sign) Test

Null Quantile (Q0)	Quantile Proportion	Number Lower	Number Higher	H1:Q<>Q0 Prob Level	H1:Q<Q0 Prob Level	H1:Q>Q0 Prob Level
1	0.5	14	0	0.000122	0.000061	1.000000

Wilcoxon Signed-Rank Test for Difference in Medians

W Sum Ranks	Mean of W	Std Dev of W	Number of Zeros	Number Sets of Ties	Multiplicity Factor
0	52.5	15.92561	0	1	6

	Exact Probability		Approximation Without Continuity Correction			Approximation With Continuity Correction		
Alternative Hypothesis	Prob Level	Decision (5%)	Z-Value	Prob Level	Decision (5%)	Z-Value	Prob Level	Decision (5%)
Median<>1			3.2966	0.000979	Reject H0	1.0000	0.001094	Reject H0
Median<1			-3.2966	0.000489	Reject H0	-3.2652	0.000547	Reject H0
Median>1			-3.2966	0.999511	Accept H0	-3.3280	0.999563	Accept H0

Retrospective Power of the Sign Test

Surface Soil Volumetric Measurements SOF Values

Survey Unit CE-FSS-20-01

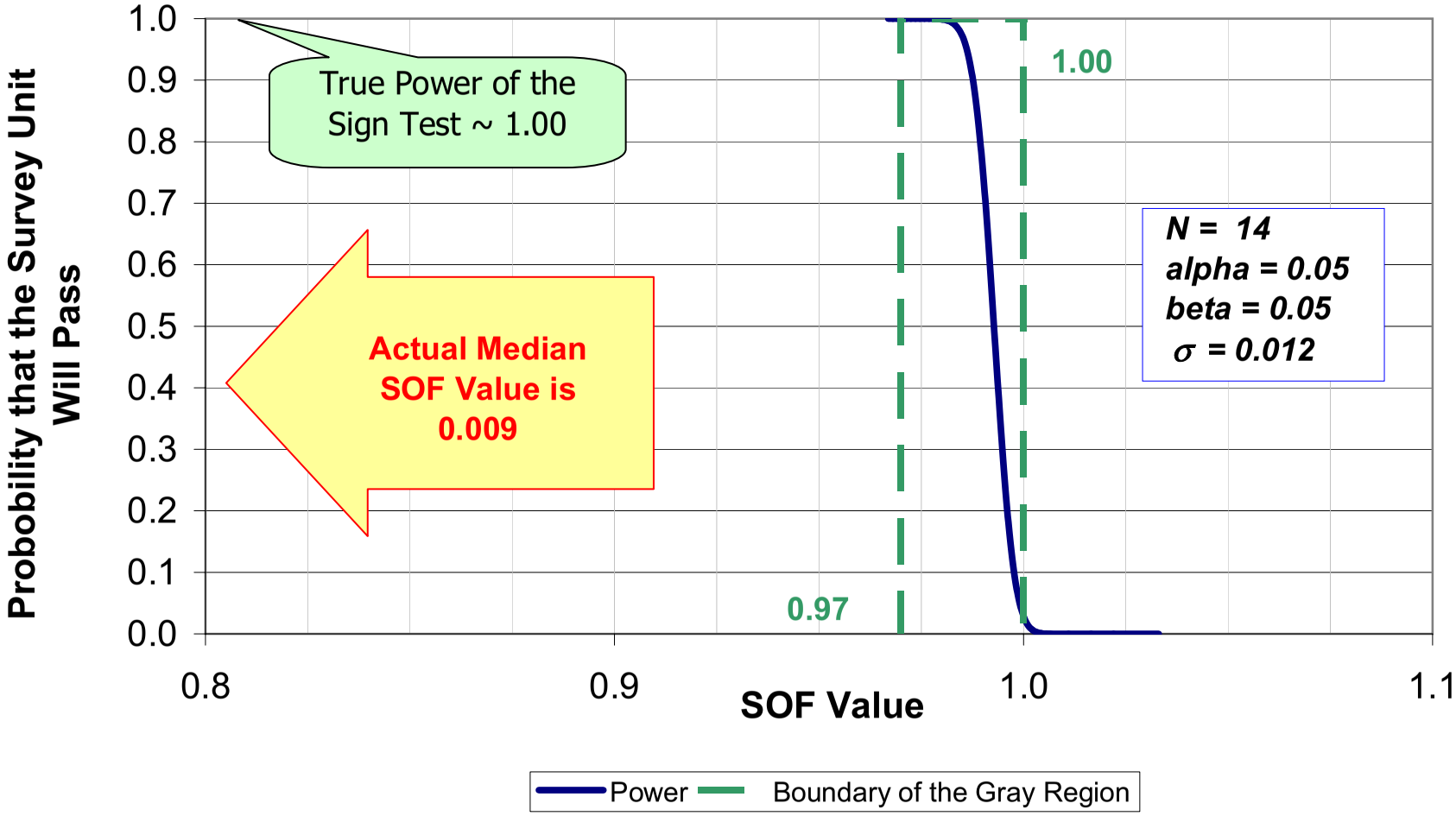

RADIOLOGICAL SURVEY MAP

Survey Unit N0: CE-FSS-20-01

Surveyor Team (print names): Robert Clark

Page of

	Sample ID	Static Count
S-1	FSS-CE-122	2445
S-2	FSS-CE-123	2796
S-2D	FSS-CE-124	2796
S-3	FSS-CE-125	2407
S-4	FSS-CE-126	3075
S-5-	FSS-CE-127	2692
S-6	FSS-CE-128	2476
S-7	FSS-CE-129	2288
S-8	FSS-CE-130	2324
S-9	FSS-CE-131	2446
S-10	FSS-CE-132	2549
S-11	FSS-CE-133	2540
S-12	FSS-CE-134	2633
S-12D	FSS-CE-135	2633
S-13	FSS-CE-136	2495
S-14	FSS-CE-137	2418

Comments

* Ambient background varied based on terrain and soil composition

2x2 walkover no activity identified above ambient background See Attached

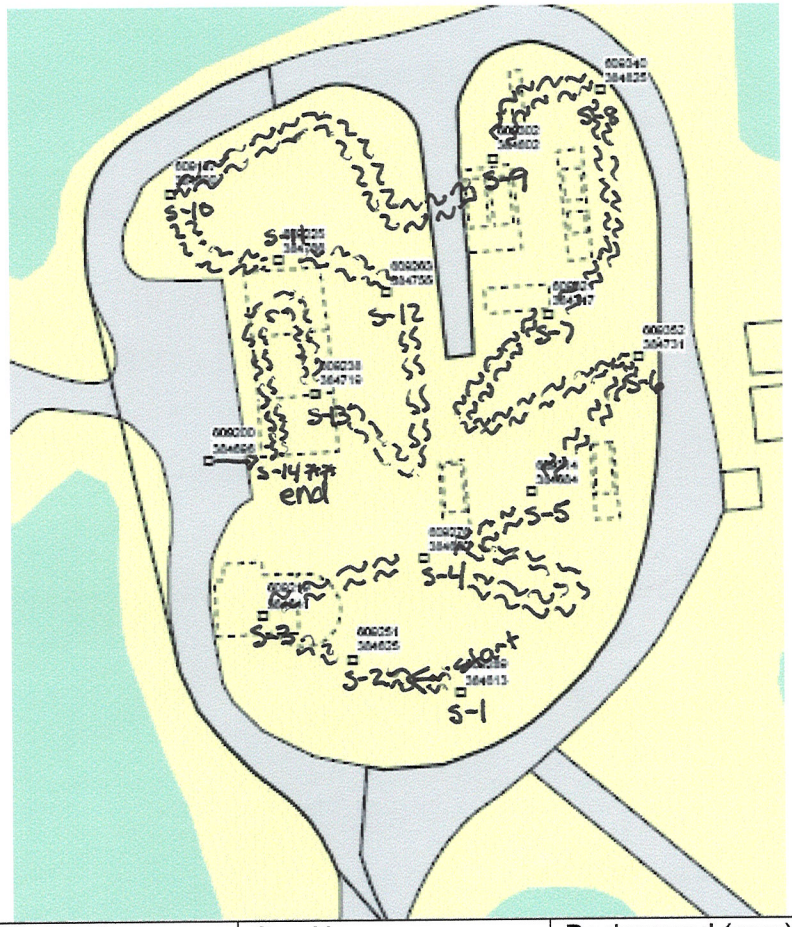

** S-14 relocated ≈8' to the East

Instrument: Ludlum 2350 with 44-10

Ser. No: 186176/199144

Background (cpm): 2200-3000*

Key

≈≈ - Direct Scan

[] - Volumetric Sample

Technician Signature & Date: 6/15/06

Reviewed By Signature & Date: HHP 6/15/06

PROCEDURE NO RPP-4	REVISION 1	ATTACHMENT 1 PAGE 1 OF 1

Survey Unit CE-FSS-020-01
Gamma Walkover Survey
Instrument: Ludlum 2350-1 (186175) with 44-10 (199144)

Data Log	CPM	Data Log	CPM	Data Log	CPM	Data Log	CPM
1	1,726	51	2,269	101	2,226	151	2,572
2	2,070	52	2,369	102	2,115	152	2,335
3	2,387	53	2,265	103	2,165	153	2,578
4	2,396	54	2,876	104	2,277	154	2,558
5	2,441	55	2,956	105	2,578	155	2,325
6	2,420	56	2,854	106	2,337	156	2,414
7	2,527	57	2,835	107	2,391	157	2,185
8	2,533	58	2,691	108	2,089	158	2,560
9	2,541	59	2,549	109	2,218	159	2,360
10	2,426	60	2,862	110	1,740	160	2,280
11	2,913	61	2,590	111	2,054	161	2,313
12	2,899	62	2,417	112	2,295	162	2,333
13	2,913	63	2,491	113	2,171	163	2,489
14	2,652	64	2,521	114	2,422	164	2,239
15	2,571	65	2,335	115	2,212	165	2,224
16	2,577	66	2,308	116	2,265	166	2,181
17	2,706	67	2,381	117	2,619	167	2,366
18	2,834	68	2,329	118	2,780	168	2,322
19	2,584	69	2,504	119	2,640	169	2,193
20	2,478	70	2,603	120	2,348	170	2,324
21	2,717	71	2,347	121	2,255	171	2,169
22	2,739	72	2,440	122	2,269	172	2,282
23	2,599	73	2,421	123	2,216	173	2,324
24	2,661	74	2,446	124	2,323	174	2,254
25	2,360	75	2,429	125	2,312	175	2,470
26	2,317	76	2,514	126	2,344	176	2,323
27	2,325	77	2,514	127	2,288	177	2,508
28	2,081	78	2,768	128	2,067	178	2,419
29	2,409	79	2,544	129	2,220	179	2,568
30	2,180	80	2,539	130	2,411	180	2,511
31	2,303	81	2,236	131	2,626	181	2,323
32	2,328	82	2,333	132	2,255	182	2,395
33	2,190	83	2,469	133	2,137	183	2,412
34	2,176	84	2,307	134	2,498	184	2,340
35	2,072	85	2,447	135	2,580	185	2,391
36	2,420	86	2,364	136	2,373	186	2,348
37	2,383	87	2,240	137	2,364	187	2,456
38	2,301	88	2,205	138	2,467	188	2,472
39	2,439	89	2,317	139	2,554	189	2,413
40	2,924	90	2,186	140	2,359	190	2,336
41	2,676	91	2,144	141	2,409	191	2,190
42	2,990	92	2,533	142	2,339	192	2,391
43	2,765	93	2,394	143	2,566	193	2,405
44	2,621	94	2,341	144	2,361	194	2,515
45	2,720	95	2,277	145	2,338	195	2,461
46	2,456	96	2,342	146	2,399	196	2,728
47	2,599	97	2,332	147	2,360	197	2,182
48	2,163	98	2,387	148	2,613	198	2,245
49	2,286	99	2,336	149	2,535	199	2,303
50	2,181	100	2,605	150	2,545	200	2,243

Survey Unit CE-FSS-020-01
Gamma Walkover Survey
Instrument: Ludlum 2350-1 (186175) with 44-10 (199144)

Data Log	CPM
201	2,234
202	2,063
203	2,385
204	2,657
205	2,345
206	2,635
207	2,644
208	2,486
209	2,502
210	2,502
211	2,590
212	2,334
213	2,462
214	2,568
215	2,248
216	2,273
217	2,173
218	2,207
219	1,909
220	2,009
221	2,180
222	2,409
223	2,771
224	2,719
225	2,716
226	2,834
227	2,852
228	2,376
229	2,310
230	2,478
231	2,205
232	2,020
233	2,029

MACTEC, Inc.

CHAIN OF CUSTODY FORM Page 1 of 1

Project Info		Laboratory Info		INVOICE (if other than MACTEC contact)	
MACTEC Contact	Project No	Laboratory Name	Phone	Company Name	Phone
Robert Clark	9120051158 T-3				
Project Title	Purchase Order No.	Lab Contact	Fax	Company Contact	Fax
C-E Site FSS					
Address		Address		Address	
City/State/Zip		City/State/Zip		City/State/Zip	

							Analysis					
Sample ID No.	Date Collected	Time	Type[1]	Media	Volume	Description if necessary	Gamma Spec					
FSS-CE-122	6/13/2006	15:50	RS	Soil	Pint	FSS Survey Unit 20-01 Location #1						
FSS-CE-123	6/13/2006	15:55	RS	Soil	Pint	FSS Survey Unit 20-01 Location #2						
FSS-CE-124	6/13/2006	15:55	RS	Soil	Pint	FSS Survey Unit 20-01 Location #2D						
FSS-CE-125	6/13/2006	16:00	RS	Soil	Pint	FSS Survey Unit 20-01 Location #3						
FSS-CE-126	6/13/2006	16:05	RS	Soil	Pint	FSS Survey Unit 20-01 Location #4						
FSS-CE-127	6/13/2006	16:10	RS	Soil	Pint	FSS Survey Unit 20-01 Location #5						
FSS-CE-128	6/13/2006	16:15	RS	Soil	Pint	FSS Survey Unit 20-01 Location #6						
FSS-CE-129	6/13/2006	16:20	RS	Soil	Pint	FSS Survey Unit 20-01 Location #7						
FSS-CE-130	6/13/2006	16:25	RS	Soil	Pint	FSS Survey Unit 20-01 Location #8						
FSS-CE-131	6/13/2006	16:35	RS	Soil	Pint	FSS Survey Unit 20-01 Location #9						
FSS-CE-132	6/13/2006	16:40	RS	Soil	Pint	FSS Survey Unit 20-01 Location #10						
FSS-CE-133	6/13/2006	16:50	RS	Soil	Pint	FSS Survey Unit 20-01 Location #11						
FSS-CE-134	6/13/2006	16:55	RS	Soil	Pint	FSS Survey Unit 20-01 Location #12						
FSS-CE-135	6/13/2006	16:55	RS	Soil	Pint	FSS Survey Unit 20-01 Location #12D						
FSS-CE-136	6/13/2006	17:00	RS	Soil	Pint	FSS Survey Unit 20-01 Location #13						
FSS-CE-137	6/13/2006	17:05	RS	Soil	Pint	FSS Survey Unit 20-01 Location #14						

Relinquished By:	[illegible]	Relinquished By:		[1]Type
Date/Time:	6/13/06 17:30	Date/Time:		RS-Radioactive
Received By:	Count Lab [illegible]	Received By:		Chem-Chemical
Date/Time:	6/13/06 17:30	Date/Time:		Mix-Rad+Chemical

****
***** C E R T I F I C A T E O F A N A L Y S I S *****
****

Site Location: CE Windsor
Sample ID: FSS-CE-122
Sample Title: FSS SURVEY UNIT 20-1
Detector Name: 30%HPGE
Nuclide Library Used: C:\GENIE2K\CAMFILES\FSS.NLB
Sample Size: 5.571E+002 g
Sample Taken On: 6/13/2006 3:50:00 PM
Acquisition Started: 6/29/2006 2:20:29 PM
Live Time: 900.0 seconds
Real Time: 901.2 seconds
Dead Time: 0.13 %
Efficiency ID: srs035

	IDENTIFIED RADIONUCLIDES			UNIDENTIFIED RADIONUCLIDES		
Nuclide Name	Nuclide Activity (pCi/g)	Activity Uncert. (pCi/g)	Nuclide MDA (pCi/g)	Line Activity (pCi/g)	Line Act Uncert. (pCi/g)	Line MDA (pCi/g)
K-40	2.43E+001	8.83E+000	2.64E+000	FOUND		
MN-54	NOT FOUND/DATA for 834.83 keV			-7.35E-004	9.90E-002	1.93E-001
CO-57	NOT FOUND/DATA for 122.06 keV			-5.74E-004	1.11E-001	1.88E-001
CO-60	NOT FOUND/DATA for 1173.24 keV			-1.02E-001	1.12E-001	1.73E-001
ZN-65	NOT FOUND/DATA for 1115.55 keV			-8.84E-002	2.11E-001	3.74E-001
AG-110m	NOT FOUND/DATA for 657.76 keV			7.31E-002	7.80E-002	1.85E-001
SB-125	NOT FOUND/DATA for 427.89 keV			2.44E-001	2.94E-001	5.91E-001
CS-134	NOT FOUND/DATA for 604.70 keV			1.62E-002	1.05E-001	2.01E-001
CS-137	NOT FOUND/DATA for 661.66 keV			-2.35E-002	1.16E-001	2.13E-001
TL-208	3.57E-001	1.39E-001	2.44E-001	FOUND		
PB-212	8.51E-001	2.30E-001	4.70E-001	FOUND		
BI-214	8.35E-001	7.76E-001	4.90E-001	FOUND		
PB-214	9.91E-001	2.38E-001	4.29E-001	FOUND		
RA-226	NOT FOUND/DATA for 186.10 keV			1.45E+000	2.51E+000	4.69E+000
AC-228	NOT FOUND/DATA for 911.21 keV			1.32E+000	6.01E-001	1.39E+000
TH-230	NOT FOUND/DATA for 67.67 keV			-1.51E+001	4.41E+001	7.24E+001
PA-231	NOT FOUND/DATA for 300.02 keV			1.66E+000	3.71E+000	6.73E+000
PA-234	NOT FOUND/DATA for 131.20 keV			5.57E-002	4.62E-001	7.88E-001
PA-234M	NOT FOUND/DATA for 1001.03 keV			8.25E+000	1.62E+001	3.61E+001
TH-234	NOT FOUND/DATA for 92.60 keV			6.26E-001	1.91E+000	3.33E+000
U-234	NOT FOUND/DATA for 53.20 keV			1.04E+001	3.90E+002	7.12E+002
U-235	NOT FOUND/DATA for 185.71 keV			9.90E-002	1.55E-001	2.91E-001
U-238	NOT FOUND/DATA for 92.60 keV			6.26E-001	1.91E+000	3.33E+000
AM-241	NOT FOUND/DATA for 59.54 keV			1.02E-002	7.05E-001	1.28E+000

Uncertainty reported at 2.0 sigma

****
***** C E R T I F I C A T E O F A N A L Y S I S *****
****

Site Location: CE Windsor
Sample ID: FSS-CE-123
Sample Title: FSS SURVEY UNIT 20-1
Detector Name: 30%HPGE
Nuclide Library Used: C:\GENIE2K\CAMFILES\FSS.NLB
Sample Size: 5.176E+002 g
Sample Taken On: 6/13/2006 3:55:00 PM
Acquisition Started: 6/29/2006 2:37:48 PM
Live Time: 900.0 seconds
Real Time: 901.3 seconds
Dead Time: 0.14 %
Efficiency ID: srs035

	IDENTIFIED RADIONUCLIDES			UNIDENTIFIED RADIONUCLIDES		
Nuclide Name	Nuclide Activity (pCi/g)	Activity Uncert. (pCi/g)	Nuclide MDA (pCi/g)	Line Activity (pCi/g)	Line Act Uncert. (pCi/g)	Line MDA (pCi/g)
K-40	3.33E+001	1.08E+001	2.45E+000	FOUND		
MN-54	NOT FOUND/DATA for 834.83 keV			1.07E-002	1.08E-001	2.17E-001
CO-57	NOT FOUND/DATA for 122.06 keV			3.00E-002	1.23E-001	2.13E-001
CO-60	NOT FOUND/DATA for 1332.50 keV			6.43E-002	1.05E-001	2.53E-001
ZN-65	NOT FOUND/DATA for 1115.55 keV			-2.78E-001	3.81E-001	5.12E-001
AG-110m	NOT FOUND/DATA for 657.76 keV			3.59E-002	1.18E-001	2.35E-001
SB-125	NOT FOUND/DATA for 427.89 keV			1.44E-001	2.52E-001	5.27E-001
CS-134	NOT FOUND/DATA for 795.84 keV			1.12E-001	9.46E-002	2.40E-001
CS-137	NOT FOUND/DATA for 661.66 keV			1.94E-002	1.48E-001	2.77E-001
TL-208	3.32E-001	6.71E-001	1.91E-001	FOUND		
PB-212	1.55E+000	4.94E-001	5.19E-001	FOUND		
BI-214	8.56E-001	1.14E+000	4.41E-001	FOUND		
PB-214	6.55E-001	2.59E-001	5.53E-001	FOUND		
RA-226	NOT FOUND/DATA for 186.10 keV			1.73E+000	2.86E+000	5.35E+000
AC-228	1.70E+000	4.91E-001	7.07E-001	FOUND		
TH-230	NOT FOUND/DATA for 67.67 keV			-1.37E+001	4.80E+001	8.57E+001
PA-231	NOT FOUND/DATA for 300.02 keV			8.07E-001	4.55E+000	8.01E+000
PA-234	NOT FOUND/DATA for 98.44 keV			-2.67E-001	4.68E-001	7.41E-001
PA-234M	NOT FOUND/DATA for 1001.03 keV			-7.84E+000	2.24E+001	3.89E+001
TH-234	NOT FOUND/DATA for 92.60 keV			8.34E-001	2.15E+000	3.60E+000
U-234	NOT FOUND/DATA for 53.20 keV			-1.26E+002	4.39E+002	7.85E+002
U-235	NOT FOUND/DATA for 185.71 keV			7.62E-002	1.68E-001	3.13E-001
U-238	NOT FOUND/DATA for 92.60 keV			8.34E-001	2.15E+000	3.60E+000
AM-241	NOT FOUND/DATA for 59.54 keV			1.12E-001	7.16E-001	1.35E+000

Uncertainty reported at 2.0 sigma

****
***** C E R T I F I C A T E O F A N A L Y S I S *****
****

Site Location: CE Windsor
Sample ID: FSS-CE-124
Sample Title: FSS SURVEY UNIT 20-1
Detector Name: 30%HPGE
Nuclide Library Used: C:\GENIE2K\CAMFILES\FSS.NLB
Sample Size: 5.140E+002 g
Sample Taken On: 6/13/2006 3:55:00 PM
Acquisition Started: 6/29/2006 2:58:55 PM
Live Time: 900.0 seconds
Real Time: 901.3 seconds
Dead Time: 0.14 %
Efficiency ID: srs035

	IDENTIFIED RADIONUCLIDES			UNIDENTIFIED RADIONUCLIDES		
Nuclide Name	Nuclide Activity (pCi/g)	Activity Uncert. (pCi/g)	Nuclide MDA (pCi/g)	Line Activity (pCi/g)	Line Act Uncert. (pCi/g)	Line MDA (pCi/g)
K-40	2.98E+001	1.32E+001	2.61E+000	FOUND		
MN-54	NOT FOUND/DATA for 834.83 keV			1.04E-002	1.03E-001	2.09E-001
CO-57	NOT FOUND/DATA for 122.06 keV			1.20E-001	1.20E-001	2.20E-001
CO-60	NOT FOUND/DATA for 1173.24 keV			7.64E-002	1.30E-001	2.83E-001
ZN-65	NOT FOUND/DATA for 1115.55 keV			4.71E-002	2.89E-001	5.61E-001
AG-110m	NOT FOUND/DATA for 657.76 keV			3.66E-002	1.06E-001	2.16E-001
SB-125	NOT FOUND/DATA for 427.89 keV			1.57E-001	3.08E-001	6.18E-001
CS-134	NOT FOUND/DATA for 604.70 keV			-3.84E-002	1.11E-001	1.96E-001
CS-137	NOT FOUND/DATA for 661.66 keV			1.68E-001	1.41E-001	3.08E-001
TL-208	5.37E-001	5.44E-001	2.49E-001	FOUND		
PB-212	2.05E+000	7.14E-001	8.46E-001	FOUND		
BI-214	1.28E+000	9.38E-001	5.10E-001	FOUND		
PB-214	7.08E-001	2.85E-001	5.42E-001	FOUND		
RA-226	NOT FOUND/DATA for 186.10 keV			1.57E+000	2.77E+000	5.18E+000
AC-228	NOT FOUND/DATA for 911.21 keV			1.56E+000	6.62E-001	1.55E+000
TH-230	NOT FOUND/DATA for 67.67 keV			1.27E+001	4.91E+001	9.19E+001
PA-231	NOT FOUND/DATA for 300.02 keV			8.53E-001	3.98E+000	7.13E+000
PA-234	NOT FOUND/DATA for 98.44 keV			-1.46E-001	4.63E-001	7.63E-001
PA-234M	NOT FOUND/DATA for 1001.03 keV			4.99E+000	2.23E+001	4.42E+001
TH-234	NOT FOUND/DATA for 92.60 keV			4.23E+000	2.19E+000	4.24E+000
U-234	NOT FOUND/DATA for 53.20 keV			3.84E+002	4.03E+002	7.99E+002
U-235	NOT FOUND/DATA for 185.71 keV			7.39E-002	1.66E-001	3.09E-001
U-238	NOT FOUND/DATA for 92.60 keV			4.23E+000	2.19E+000	4.24E+000
AM-241	NOT FOUND/DATA for 59.54 keV			1.40E-001	7.35E-001	1.39E+000

Uncertainty reported at 2.0 sigma

****
***** C E R T I F I C A T E O F A N A L Y S I S *****
****

Site Location: CE Windsor
Sample ID: FSS-CE-125
Sample Title: FSS SURVEY UNIT 20-1
Detector Name: 30%HPGE
Nuclide Library Used: C:\GENIE2K\CAMFILES\FSS.NLB
Sample Size: 5.683E+002 g
Sample Taken On: 6/13/2006 4:00:00 PM
Acquisition Started: 6/29/2006 3:16:11 PM
Live Time: 900.0 seconds
Real Time: 901.1 seconds
Dead Time: 0.12 %
Efficiency ID: srs035

	IDENTIFIED RADIONUCLIDES			UNIDENTIFIED RADIONUCLIDES		
Nuclide Name	Nuclide Activity (pCi/g)	Activity Uncert. (pCi/g)	Nuclide MDA (pCi/g)	Line Activity (pCi/g)	Line Act Uncert. (pCi/g)	Line MDA (pCi/g)
K-40	2.67E+001	9.61E+000	2.72E+000	FOUND		
MN-54	NOT FOUND/DATA for 834.83 keV			2.16E-003	9.74E-002	1.89E-001
CO-57	NOT FOUND/DATA for 122.06 keV			-5.76E-002	1.13E-001	1.84E-001
CO-60	NOT FOUND/DATA for 1173.24 keV			-3.10E-002	1.19E-001	2.12E-001
ZN-65	NOT FOUND/DATA for 1115.55 keV			6.99E-002	2.31E-001	4.87E-001
AG-110m	NOT FOUND/DATA for 657.76 keV			1.67E-002	1.07E-001	2.08E-001
SB-125	NOT FOUND/DATA for 427.89 keV			6.06E-002	2.57E-001	5.04E-001
CS-134	NOT FOUND/DATA for 604.70 keV			-1.11E-001	1.03E-001	1.40E-001
CS-137	NOT FOUND/DATA for 661.66 keV			1.29E-001	1.31E-001	2.78E-001
TL-208	3.42E-001	8.69E-002	2.23E-001	FOUND		
PB-212	1.13E+000	4.14E-001	4.76E-001	FOUND		
BI-214	1.04E+000	8.68E-001	3.53E-001	FOUND		
PB-214	8.49E-001	3.69E-001	4.94E-001	FOUND		
RA-226	NOT FOUND/DATA for 186.10 keV			2.11E+000	2.24E+000	4.34E+000
AC-228	1.43E+000	4.29E-001	7.03E-001	FOUND		
TH-230	NOT FOUND/DATA for 67.67 keV			-1.27E+001	3.97E+001	7.01E+001
PA-231	NOT FOUND/DATA for 300.02 keV			2.22E+000	3.68E+000	6.67E+000
PA-234	NOT FOUND/DATA for 98.44 keV			-2.84E-001	4.09E-001	6.33E-001
PA-234M	NOT FOUND/DATA for 1001.03 keV			1.86E+000	1.66E+001	3.37E+001
TH-234	NOT FOUND/DATA for 92.60 keV			1.33E+000	1.87E+000	3.36E+000
U-234	NOT FOUND/DATA for 53.20 keV			1.64E+002	3.84E+002	7.22E+002
U-235	NOT FOUND/DATA for 185.71 keV			1.09E-001	1.35E-001	2.60E-001
U-238	NOT FOUND/DATA for 92.60 keV			1.33E+000	1.87E+000	3.36E+000
AM-241	NOT FOUND/DATA for 59.54 keV			4.63E-001	5.81E-001	1.18E+000

Uncertainty reported at 2.0 sigma

****
***** C E R T I F I C A T E O F A N A L Y S I S *****
****

Site Location: CE Windsor
Sample ID: FSS-CE-126
Sample Title: FSS SURVEY UNIT 20-1
Detector Name: 30%HPGE
Nuclide Library Used: C:\GENIE2K\CAMFILES\FSS.NLB
Sample Size: 6.017E+002 g
Sample Taken On: 6/13/2006 4:05:00 PM
Acquisition Started: 6/29/2006 3:34:31 PM
Live Time: 900.0 seconds
Real Time: 901.2 seconds
Dead Time: 0.14 %
Efficiency ID: srs035

Nuclide Name	IDENTIFIED RADIONUCLIDES Nuclide Activity (pCi/g)	Activity Uncert. (pCi/g)	Nuclide MDA (pCi/g)	UNIDENTIFIED RADIONUCLIDES Line Activity (pCi/g)	Line Act Uncert. (pCi/g)	Line MDA (pCi/g)
K-40	2.39E+001	9.71E+000	1.82E+000	FOUND		
MN-54	NOT FOUND/DATA for 834.83 keV			-5.93E-003	8.72E-002	1.70E-001
CO-57	NOT FOUND/DATA for 122.06 keV			-5.39E-002	1.02E-001	1.63E-001
CO-60	NOT FOUND/DATA for 1332.50 keV			1.00E-001	1.10E-001	2.63E-001
ZN-65	NOT FOUND/DATA for 1115.55 keV			2.22E-002	2.11E-001	3.97E-001
AG-110m	NOT FOUND/DATA for 657.76 keV			4.32E-002	8.79E-002	1.84E-001
SB-125	NOT FOUND/DATA for 427.89 keV			3.31E-002	2.33E-001	4.54E-001
CS-134	NOT FOUND/DATA for 604.70 keV			2.73E-002	8.68E-002	1.72E-001
CS-137	NOT FOUND/DATA for 661.66 keV			5.13E-002	1.05E-001	2.16E-001
TL-208	3.66E-001	1.32E-001	2.07E-001	FOUND		
PB-212	1.47E+000	4.26E-001	4.63E-001	FOUND		
BI-214	9.36E-001	2.57E-001	3.67E-001	FOUND		
PB-214	7.26E-001	2.47E-001	4.57E-001	FOUND		
RA-226	NOT FOUND/DATA for 186.10 keV			2.58E+000	2.27E+000	4.40E+000
AC-228	NOT FOUND/DATA for 911.21 keV			1.09E+000	4.84E-001	1.17E+000
TH-230	NOT FOUND/DATA for 67.67 keV			1.32E+001	4.24E+001	7.85E+001
PA-231	NOT FOUND/DATA for 300.02 keV			3.15E+000	3.69E+000	6.64E+000
PA-234	NOT FOUND/DATA for 98.44 keV			-3.42E-001	4.07E-001	6.18E-001
PA-234M	NOT FOUND/DATA for 1001.03 keV			1.48E+001	2.16E+001	4.51E+001
TH-234	NOT FOUND/DATA for 92.60 keV			1.93E+000	1.90E+000	3.47E+000
U-234	NOT FOUND/DATA for 53.20 keV			-1.02E+002	3.44E+002	6.03E+002
U-235	NOT FOUND/DATA for 185.71 keV			1.40E-001	1.34E-001	2.61E-001
U-238	NOT FOUND/DATA for 92.60 keV			1.93E+000	1.90E+000	3.47E+000
AM-241	NOT FOUND/DATA for 59.54 keV			1.43E-001	6.34E-001	1.17E+000

Uncertainty reported at 2.0 sigma

****
***** C E R T I F I C A T E O F A N A L Y S I S *****
****

Site Location: CE Windsor
Sample ID: FSS-CE-127
Sample Title: FSS SURVEY UNIT 20-1
Detector Name: 30%HPGE
Nuclide Library Used: C:\GENIE2K\CAMFILES\FSS.NLB
Sample Size: 5.909E+002 g
Sample Taken On: 6/13/2006 4:10:00 PM
Acquisition Started: 6/29/2006 3:51:11 PM
Live Time: 900.0 seconds
Real Time: 901.3 seconds
Dead Time: 0.14 %
Efficiency ID: srs035

	IDENTIFIED RADIONUCLIDES			UNIDENTIFIED RADIONUCLIDES		
Nuclide Name	Nuclide Activity (pCi/g)	Activity Uncert. (pCi/g)	Nuclide MDA (pCi/g)	Line Activity (pCi/g)	Line Act Uncert. (pCi/g)	Line MDA (pCi/g)
K-40	2.34E+001	9.04E+000	3.04E+000	FOUND		
MN-54	NOT FOUND/DATA for 834.83 keV			-6.24E-003	7.08E-002	1.43E-001
CO-57	NOT FOUND/DATA for 122.06 keV			-5.45E-003	1.02E-001	1.73E-001
CO-60	NOT FOUND/DATA for 1332.50 keV			4.38E-003	7.18E-002	1.59E-001
ZN-65	NOT FOUND/DATA for 1115.55 keV			-8.74E-002	2.33E-001	4.27E-001
AG-110m	NOT FOUND/DATA for 657.76 keV			-2.48E-002	8.29E-002	1.45E-001
SB-125	NOT FOUND/DATA for 427.89 keV			-1.67E-001	3.09E-001	4.62E-001
CS-134	NOT FOUND/DATA for 604.70 keV			-5.90E-002	8.76E-002	1.47E-001
CS-137	NOT FOUND/DATA for 661.66 keV			9.21E-002	1.29E-001	2.53E-001
TL-208	4.11E-001	1.33E-001	1.93E-001	FOUND		
PB-212	9.60E-001	2.25E-001	3.63E-001	FOUND		
BI-214	1.29E+000	3.23E-001	4.48E-001	FOUND		
PB-214	7.52E-001	9.29E-001	4.81E-001	FOUND		
RA-226	NOT FOUND/DATA for 186.10 keV			1.57E+000	2.36E+000	4.42E+000
AC-228	NOT FOUND/DATA for 911.21 keV			7.89E-001	5.48E-001	1.21E+000
TH-230	NOT FOUND/DATA for 67.67 keV			4.74E-001	4.26E+001	7.72E+001
PA-231	NOT FOUND/DATA for 300.02 keV			-1.74E-001	3.53E+000	6.06E+000
PA-234	NOT FOUND/DATA for 98.44 keV			-9.73E-002	4.11E-001	6.78E-001
PA-234M	NOT FOUND/DATA for 1001.03 keV			7.50E+000	1.89E+001	3.71E+001
TH-234	NOT FOUND/DATA for 92.60 keV			2.95E+000	1.77E+000	3.41E+000
U-234	NOT FOUND/DATA for 53.20 keV			1.98E+002	3.49E+002	6.79E+002
U-235	NOT FOUND/DATA for 185.71 keV			1.16E-001	1.42E-001	2.71E-001
U-238	NOT FOUND/DATA for 92.60 keV			2.95E+000	1.77E+000	3.41E+000
AM-241	NOT FOUND/DATA for 59.54 keV			1.29E-001	7.28E-001	1.35E+000

Uncertainty reported at 2.0 sigma

****
***** C E R T I F I C A T E O F A N A L Y S I S *****
****

Site Location: CE Windsor
Sample ID: FSS-CE-128
Sample Title: FSS SURVEY UNIT 20-1
Detector Name: 30%HPGE
Nuclide Library Used: C:\GENIE2K\CAMFILES\FSS.NLB
Sample Size: 5.663E+002 g
Sample Taken On: 6/13/2006 4:15:00 PM
Acquisition Started: 6/29/2006 4:09:23 PM
Live Time: 900.0 seconds
Real Time: 901.3 seconds
Dead Time: 0.14 %
Efficiency ID: srs035

	IDENTIFIED RADIONUCLIDES			UNIDENTIFIED RADIONUCLIDES		
Nuclide Name	Nuclide Activity (pCi/g)	Activity Uncert. (pCi/g)	Nuclide MDA (pCi/g)	Line Activity (pCi/g)	Line Act Uncert. (pCi/g)	Line MDA (pCi/g)
K-40	2.90E+001	1.07E+001	3.01E+000	FOUND		
MN-54	NOT FOUND/DATA for 834.83 keV			4.16E-002	9.11E-002	1.98E-001
CO-57	NOT FOUND/DATA for 122.06 keV			6.22E-002	1.02E-001	1.84E-001
CO-60	NOT FOUND/DATA for 1332.50 keV			7.10E-002	9.27E-002	2.32E-001
ZN-65	NOT FOUND/DATA for 1115.55 keV			-5.96E-002	2.65E-001	3.96E-001
AG-110m	NOT FOUND/DATA for 657.76 keV			2.19E-002	1.05E-001	2.08E-001
SB-125	NOT FOUND/DATA for 427.89 keV			-9.78E-003	2.90E-001	5.29E-001
CS-134	NOT FOUND/DATA for 604.70 keV			-4.61E-002	1.04E-001	1.72E-001
CS-137	NOT FOUND/DATA for 661.66 keV			9.22E-003	1.37E-001	2.58E-001
TL-208	4.67E-001	1.38E-001	2.01E-001	FOUND		
PB-212	1.75E+000	6.29E-001	4.85E-001	FOUND		
BI-214	8.13E-001	9.44E-001	4.59E-001	FOUND		
PB-214	9.70E-001	4.53E-001	5.10E-001	FOUND		
RA-226	NOT FOUND/DATA for 186.10 keV			7.51E-001	2.53E+000	4.59E+000
AC-228	NOT FOUND/DATA for 911.21 keV			3.92E-001	4.81E-001	1.04E+000
TH-230	NOT FOUND/DATA for 67.67 keV			-1.39E+001	3.92E+001	6.95E+001
PA-231	NOT FOUND/DATA for 300.02 keV			4.62E+000	3.92E+000	6.91E+000
PA-234	NOT FOUND/DATA for 131.20 keV			-2.34E-001	4.54E-001	6.85E-001
PA-234M	NOT FOUND/DATA for 1001.03 keV			8.30E+000	1.39E+001	3.20E+001
TH-234	NOT FOUND/DATA for 92.60 keV			2.04E+000	2.03E+000	3.71E+000
U-234	NOT FOUND/DATA for 53.20 keV			1.79E+002	3.63E+002	7.01E+002
U-235	NOT FOUND/DATA for 185.71 keV			1.03E-001	1.50E-001	2.81E-001
U-238	NOT FOUND/DATA for 92.60 keV			2.04E+000	2.03E+000	3.71E+000
AM-241	NOT FOUND/DATA for 59.54 keV			5.93E-001	7.74E-001	1.50E+000

Uncertainty reported at 2.0 sigma

****
***** C E R T I F I C A T E O F A N A L Y S I S *****
****

Site Location: CE Windsor
Sample ID: FSS-CE-129
Sample Title: FSS SURVEY UNIT 20-1
Detector Name: 30%HPGE
Nuclide Library Used: C:\GENIE2K\CAMFILES\FSS.NLB
Sample Size: 5.715E+002 g
Sample Taken On: 6/13/2006 4:20:00 PM
Acquisition Started: 6/29/2006 4:30:18 PM
Live Time: 900.0 seconds
Real Time: 901.2 seconds
Dead Time: 0.13 %
Efficiency ID: srs035

	IDENTIFIED RADIONUCLIDES			UNIDENTIFIED RADIONUCLIDES		
Nuclide Name	Nuclide Activity (pCi/g)	Activity Uncert. (pCi/g)	Nuclide MDA (pCi/g)	Line Activity (pCi/g)	Line Act Uncert. (pCi/g)	Line MDA (pCi/g)
K-40	2.61E+001	3.83E+000	2.11E+000	FOUND		
MN-54	NOT FOUND/DATA for 834.83 keV			-9.42E-002	1.29E-001	2.20E-001
CO-57	NOT FOUND/DATA for 122.06 keV			-2.60E-002	1.03E-001	1.69E-001
CO-60	NOT FOUND/DATA for 1173.24 keV			-1.21E-001	1.27E-001	1.84E-001
ZN-65	NOT FOUND/DATA for 1115.55 keV			-9.44E-002	2.36E-001	4.18E-001
AG-110m	NOT FOUND/DATA for 657.76 keV			7.67E-004	1.00E-001	1.94E-001
SB-125	NOT FOUND/DATA for 427.89 keV			-1.88E-001	2.53E-001	4.25E-001
CS-134	NOT FOUND/DATA for 604.70 keV			1.36E-002	9.23E-002	1.76E-001
CS-137	NOT FOUND/DATA for 661.66 keV			-5.12E-002	1.09E-001	1.93E-001
TL-208	2.34E-001	3.00E-001	2.06E-001	FOUND		
PB-212	NOT FOUND/DATA for 238.63 keV			7.10E-001	2.61E-001	5.32E-001
BI-214	NOT FOUND/DATA for 609.31 keV			8.45E-001	3.30E-001	7.27E-001
PB-214	8.42E-001	7.29E-001	3.88E-001	FOUND		
RA-226	NOT FOUND/DATA for 186.10 keV			2.10E+000	2.41E+000	4.57E+000
AC-228	NOT FOUND/DATA for 911.21 keV			1.34E+000	6.18E-001	1.41E+000
TH-230	NOT FOUND/DATA for 67.67 keV			-5.45E+000	4.11E+001	7.46E+001
PA-231	NOT FOUND/DATA for 300.02 keV			1.87E+000	3.99E+000	7.12E+000
PA-234	NOT FOUND/DATA for 131.20 keV			-1.52E-001	4.30E-001	6.84E-001
PA-234M	NOT FOUND/DATA for 1001.03 keV			1.16E+001	1.71E+001	3.68E+001
TH-234	NOT FOUND/DATA for 92.60 keV			1.27E-001	1.96E+000	3.28E+000
U-234	NOT FOUND/DATA for 53.20 keV			-4.45E+001	3.32E+002	6.07E+002
U-235	NOT FOUND/DATA for 185.71 keV			1.95E-001	1.46E-001	2.85E-001
U-238	NOT FOUND/DATA for 92.60 keV			1.27E-001	1.96E+000	3.28E+000
AM-241	NOT FOUND/DATA for 59.54 keV			-4.93E-001	6.05E-001	1.02E+000

Uncertainty reported at 2.0 sigma

****
***** C E R T I F I C A T E O F A N A L Y S I S *****
****

Site Location: CE Windsor
Sample ID: FSS-CE-130
Sample Title: FSS SURVEY UNIT 20-1
Detector Name: 30%HPGE
Nuclide Library Used: C:\GENIE2K\CAMFILES\FSS.NLB
Sample Size: 5.700E+002 g
Sample Taken On: 6/13/2006 4:25:00 PM
Acquisition Started: 6/29/2006 4:48:46 PM
Live Time: 900.0 seconds
Real Time: 901.2 seconds
Dead Time: 0.13 %
Efficiency ID: srs035

	IDENTIFIED RADIONUCLIDES			UNIDENTIFIED RADIONUCLIDES		
Nuclide Name	Nuclide Activity (pCi/g)	Activity Uncert. (pCi/g)	Nuclide MDA (pCi/g)	Line Activity (pCi/g)	Line Act Uncert. (pCi/g)	Line MDA (pCi/g)
K-40	2.85E+001	1.02E+001	2.05E+000	FOUND		
MN-54	NOT FOUND/DATA for 834.83 keV			-3.11E-002	9.98E-002	1.80E-001
CO-57	NOT FOUND/DATA for 122.06 keV			-6.03E-003	1.03E-001	1.74E-001
CO-60	NOT FOUND/DATA for 1332.50 keV			4.09E-002	9.32E-002	2.16E-001
ZN-65	NOT FOUND/DATA for 1115.55 keV			-1.05E-001	3.14E-001	4.65E-001
AG-110m	NOT FOUND/DATA for 657.76 keV			-4.66E-002	9.43E-002	1.67E-001
SB-125	NOT FOUND/DATA for 427.89 keV			-1.19E-001	2.68E-001	4.66E-001
CS-134	NOT FOUND/DATA for 604.70 keV			-3.43E-002	1.17E-001	2.06E-001
CS-137	NOT FOUND/DATA for 661.66 keV			1.57E-001	1.27E-001	2.77E-001
TL-208	4.82E-001	5.07E-001	2.10E-001	FOUND		
PB-212	1.38E+000	6.39E-001	3.97E-001	FOUND		
BI-214	8.53E-001	1.04E+000	4.25E-001	FOUND		
PB-214	8.80E-001	2.62E-001	4.88E-001	FOUND		
RA-226	NOT FOUND/DATA for 186.10 keV			2.05E+000	2.53E+000	4.80E+000
AC-228	1.36E+000	1.44E+000	8.37E-001	FOUND		
TH-230	NOT FOUND/DATA for 67.67 keV			2.77E+001	3.85E+001	7.55E+001
PA-231	NOT FOUND/DATA for 300.02 keV			-1.81E+000	3.41E+000	5.44E+000
PA-234	NOT FOUND/DATA for 98.44 keV			-1.09E-002	4.18E-001	7.03E-001
PA-234M	NOT FOUND/DATA for 1001.03 keV			3.07E+000	1.82E+001	3.69E+001
TH-234	NOT FOUND/DATA for 92.60 keV			1.13E-001	1.93E+000	3.29E+000
U-234	NOT FOUND/DATA for 53.20 keV			-2.27E+002	3.54E+002	6.09E+002
U-235	NOT FOUND/DATA for 185.71 keV			-9.89E-003	1.54E-001	2.76E-001
U-238	NOT FOUND/DATA for 92.60 keV			1.13E-001	1.93E+000	3.29E+000
AM-241	NOT FOUND/DATA for 59.54 keV			-4.87E-001	6.70E-001	1.14E+000

Uncertainty reported at 2.0 sigma

****
***** C E R T I F I C A T E O F A N A L Y S I S *****
****

Site Location: CE Windsor
Sample ID: FSS-CE-131
Sample Title: FSS SURVEY UNIT 20-1
Detector Name: 30%HPGE
Nuclide Library Used: C:\GENIE2K\CAMFILES\FSS.NLB
Sample Size: 6.658E+002 g
Sample Taken On: 6/13/2006 4:35:00 PM
Acquisition Started: 6/30/2006 8:35:12 AM
Live Time: 900.0 seconds
Real Time: 901.2 seconds
Dead Time: 0.14 %
Efficiency ID: srs035

	IDENTIFIED RADIONUCLIDES			UNIDENTIFIED RADIONUCLIDES		
Nuclide Name	Nuclide Activity (pCi/g)	Activity Uncert. (pCi/g)	Nuclide MDA (pCi/g)	Line Activity (pCi/g)	Line Act Uncert. (pCi/g)	Line MDA (pCi/g)
K-40	2.29E+001	8.65E+000	2.28E+000	FOUND		
MN-54	NOT FOUND/DATA for 834.83 keV			-3.37E-002	8.17E-002	1.46E-001
CO-57	NOT FOUND/DATA for 122.06 keV			-7.31E-002	1.12E-001	1.80E-001
CO-60	NOT FOUND/DATA for 1173.24 keV			1.81E-002	9.75E-002	2.01E-001
ZN-65	NOT FOUND/DATA for 1115.55 keV			-7.21E-002	2.60E-001	3.79E-001
AG-110m	NOT FOUND/DATA for 657.76 keV			-4.65E-002	8.54E-002	1.29E-001
SB-125	NOT FOUND/DATA for 427.89 keV			3.58E-002	2.57E-001	4.86E-001
CS-134	NOT FOUND/DATA for 795.84 keV			4.08E-002	9.33E-002	1.95E-001
CS-137	NOT FOUND/DATA for 661.66 keV			3.22E-002	1.24E-001	2.33E-001
TL-208	4.21E-001	7.58E-001	1.97E-001	FOUND		
PB-212	9.23E-001	2.28E-001	4.80E-001	FOUND		
BI-214	4.56E-001	2.17E-001	4.29E-001	FOUND		
PB-214	6.71E-001	7.86E-001	5.15E-001	FOUND		
RA-226	NOT FOUND/DATA for 186.10 keV			1.92E+000	2.36E+000	4.40E+000
AC-228	NOT FOUND/DATA for 911.21 keV			7.50E-001	4.82E-001	1.08E+000
TH-230	NOT FOUND/DATA for 67.67 keV			2.31E+001	4.10E+001	7.72E+001
PA-231	NOT FOUND/DATA for 300.02 keV			4.19E+000	4.10E+000	7.07E+000
PA-234	NOT FOUND/DATA for 98.44 keV			-3.41E-001	4.54E-001	7.04E-001
PA-234M	NOT FOUND/DATA for 1001.03 keV			-3.51E+000	1.72E+001	2.18E+001
TH-234	NOT FOUND/DATA for 92.60 keV			-1.32E+000	2.04E+000	3.27E+000
U-234	NOT FOUND/DATA for 53.20 keV			3.82E+002	3.66E+002	7.04E+002
U-235	NOT FOUND/DATA for 185.71 keV			1.34E-001	1.43E-001	2.69E-001
U-238	NOT FOUND/DATA for 92.60 keV			-1.32E+000	2.04E+000	3.27E+000
AM-241	NOT FOUND/DATA for 59.54 keV			-4.19E-001	6.85E-001	1.15E+000

Uncertainty reported at 2.0 sigma

****
***** C E R T I F I C A T E O F A N A L Y S I S *****
****

Site Location: CE Windsor
Sample ID: FSS-CE-132
Sample Title: FSS SURVEY UNIT 20-1
Detector Name: 30%HPGE
Nuclide Library Used: C:\GENIE2K\CAMFILES\FSS.NLB
Sample Size: 5.919E+002 g
Sample Taken On: 6/13/2006 4:40:00 PM
Acquisition Started: 6/30/2006 8:59:38 AM
Live Time: 900.0 seconds
Real Time: 901.4 seconds
Dead Time: 0.16 %
Efficiency ID: srs035

	IDENTIFIED RADIONUCLIDES			UNIDENTIFIED RADIONUCLIDES		
Nuclide Name	Nuclide Activity (pCi/g)	Activity Uncert. (pCi/g)	Nuclide MDA (pCi/g)	Line Activity (pCi/g)	Line Act Uncert. (pCi/g)	Line MDA (pCi/g)
K-40	2.17E+001	1.13E+001	2.40E+000	FOUND		
MN-54	NOT FOUND/DATA for 834.83 keV			5.85E-003	9.32E-002	1.73E-001
CO-57	NOT FOUND/DATA for 122.06 keV			-5.00E-004	9.35E-002	1.59E-001
CO-60	NOT FOUND/DATA for 1173.24 keV			-3.00E-002	1.08E-001	2.03E-001
ZN-65	NOT FOUND/DATA for 1115.55 keV			1.17E-001	1.97E-001	4.48E-001
AG-110m	NOT FOUND/DATA for 657.76 keV			-1.01E-001	1.29E-001	1.94E-001
SB-125	NOT FOUND/DATA for 427.89 keV			-6.32E-002	2.69E-001	4.84E-001
CS-134	NOT FOUND/DATA for 604.70 keV			-8.39E-002	1.06E-001	1.59E-001
CS-137	3.32E-001	1.39E-001	2.26E-001	FOUND		
TL-208	NOT FOUND/DATA for 583.19 keV			2.79E-001	1.42E-001	3.10E-001
PB-212	1.55E+000	6.34E-001	4.85E-001	FOUND		
BI-214	7.98E-001	9.15E-001	3.91E-001	FOUND		
PB-214	7.96E-001	9.10E-001	4.68E-001	FOUND		
RA-226	NOT FOUND/DATA for 186.10 keV			4.11E+000	2.42E+000	4.83E+000
AC-228	NOT FOUND/DATA for 911.21 keV			6.80E-001	4.82E-001	1.10E+000
TH-230	NOT FOUND/DATA for 67.67 keV			-3.11E+001	3.84E+001	6.48E+001
PA-231	NOT FOUND/DATA for 300.02 keV			7.86E-001	3.36E+000	6.05E+000
PA-234	NOT FOUND/DATA for 131.20 keV			-9.47E-002	4.12E-001	6.46E-001
PA-234M	NOT FOUND/DATA for 1001.03 keV			-3.01E+000	1.37E+001	2.68E+001
TH-234	NOT FOUND/DATA for 92.60 keV			6.06E-001	1.77E+000	3.09E+000
U-234	NOT FOUND/DATA for 53.20 keV			5.58E+000	3.49E+002	6.38E+002
U-235	NOT FOUND/DATA for 185.71 keV			2.52E-001	1.49E-001	2.97E-001
U-238	NOT FOUND/DATA for 92.60 keV			6.06E-001	1.77E+000	3.09E+000
AM-241	NOT FOUND/DATA for 59.54 keV			-1.60E-001	6.08E-001	1.10E+000

Uncertainty reported at 2.0 sigma

****
***** C E R T I F I C A T E O F A N A L Y S I S *****
****

Site Location: CE Windsor
Sample ID: FSS-CE-133
Sample Title: FSS SURVEY UNIT 20-1
Detector Name: 30%HPGE
Nuclide Library Used: C:\GENIE2K\CAMFILES\FSS.NLB
Sample Size: 5.686E+002 g
Sample Taken On: 6/13/2006 4:50:00 PM
Acquisition Started: 6/30/2006 9:16:41 AM
Live Time: 900.0 seconds
Real Time: 901.2 seconds
Dead Time: 0.13 %
Efficiency ID: srs035

	IDENTIFIED RADIONUCLIDES			UNIDENTIFIED RADIONUCLIDES		
Nuclide Name	Nuclide Activity (pCi/g)	Activity Uncert. (pCi/g)	Nuclide MDA (pCi/g)	Line Activity (pCi/g)	Line Act Uncert. (pCi/g)	Line MDA (pCi/g)
K-40	2.42E+001	1.12E+001	2.45E+000	FOUND		
MN-54	NOT FOUND/DATA for 834.83 keV			1.95E-002	1.01E-001	2.06E-001
CO-57	NOT FOUND/DATA for 122.06 keV			-6.84E-002	1.12E-001	1.80E-001
CO-60	NOT FOUND/DATA for 1332.50 keV			7.45E-002	1.11E-001	2.56E-001
ZN-65	NOT FOUND/DATA for 1115.55 keV			-1.50E-002	2.25E-001	4.21E-001
AG-110m	NOT FOUND/DATA for 657.76 keV			5.79E-002	9.92E-002	2.08E-001
SB-125	NOT FOUND/DATA for 427.89 keV			-6.41E-002	3.03E-001	5.49E-001
CS-134	NOT FOUND/DATA for 604.70 keV			-9.38E-002	1.09E-001	1.66E-001
CS-137	NOT FOUND/DATA for 661.66 keV			7.59E-002	1.18E-001	2.46E-001
TL-208	NOT FOUND/DATA for 583.19 keV			4.06E-001	1.59E-001	3.59E-001
PB-212	NOT FOUND/DATA for 238.63 keV			9.22E-001	2.75E-001	5.68E-001
BI-214	9.89E-001	1.15E+000	4.04E-001	FOUND		
PB-214	7.40E-001	2.20E-001	4.45E-001	FOUND		
RA-226	NOT FOUND/DATA for 186.10 keV			2.18E+000	2.41E+000	4.60E+000
AC-228	NOT FOUND/DATA for 911.21 keV			9.96E-001	5.97E-001	1.33E+000
TH-230	NOT FOUND/DATA for 67.67 keV			-1.80E+000	4.31E+001	7.80E+001
PA-231	NOT FOUND/DATA for 300.02 keV			4.13E-001	4.04E+000	7.09E+000
PA-234	NOT FOUND/DATA for 98.44 keV			1.82E-001	4.25E-001	7.47E-001
PA-234M	NOT FOUND/DATA for 1001.03 keV			5.77E+000	1.87E+001	3.85E+001
TH-234	NOT FOUND/DATA for 92.60 keV			2.43E+000	2.03E+000	3.69E+000
U-234	NOT FOUND/DATA for 53.20 keV			-1.79E+001	3.63E+002	6.38E+002
U-235	NOT FOUND/DATA for 185.71 keV			8.23E-002	1.53E-001	2.81E-001
U-238	NOT FOUND/DATA for 92.60 keV			2.43E+000	2.03E+000	3.69E+000
AM-241	NOT FOUND/DATA for 59.54 keV			-6.81E-002	6.57E-001	1.21E+000

Uncertainty reported at 2.0 sigma

****
***** C E R T I F I C A T E O F A N A L Y S I S *****
****

Site Location: CE Windsor
Sample ID: FSS-CE-134
Sample Title: FSS SURVEY UNIT 20-1
Detector Name: 30%HPGE
Nuclide Library Used: C:\GENIE2K\CAMFILES\FSS.NLB
Sample Size: 5.299E+002 g
Sample Taken On: 6/13/2006 4:55:00 PM
Acquisition Started: 6/30/2006 9:44:28 AM
Live Time: 900.0 seconds
Real Time: 901.4 seconds
Dead Time: 0.15 %
Efficiency ID: srs035

	IDENTIFIED RADIONUCLIDES			UNIDENTIFIED RADIONUCLIDES		
Nuclide Name	Nuclide Activity (pCi/g)	Activity Uncert. (pCi/g)	Nuclide MDA (pCi/g)	Line Activity (pCi/g)	Line Act Uncert. (pCi/g)	Line MDA (pCi/g)
K-40	3.04E+001	1.23E+001	3.03E+000	FOUND		
MN-54	NOT FOUND/DATA for 834.83 keV			2.52E-002	1.23E-001	2.45E-001
CO-57	NOT FOUND/DATA for 122.06 keV			1.12E-001	1.14E-001	2.08E-001
CO-60	NOT FOUND/DATA for 1173.24 keV			5.37E-002	1.28E-001	2.63E-001
ZN-65	NOT FOUND/DATA for 1115.55 keV			-5.51E-002	2.87E-001	5.01E-001
AG-110m	NOT FOUND/DATA for 657.76 keV			-3.94E-002	1.27E-001	2.03E-001
SB-125	NOT FOUND/DATA for 427.89 keV			-6.84E-002	3.09E-001	5.66E-001
CS-134	NOT FOUND/DATA for 604.70 keV			-6.80E-002	1.29E-001	2.01E-001
CS-137	NOT FOUND/DATA for 661.66 keV			2.74E-001	1.66E-001	3.61E-001
TL-208	3.30E-001	1.51E-001	2.23E-001	FOUND		
PB-212	9.41E-001	2.43E-001	5.59E-001	FOUND		
BI-214	8.13E-001	1.09E+000	4.55E-001	FOUND		
PB-214	6.13E-001	2.54E-001	4.67E-001	FOUND		
RA-226	NOT FOUND/DATA for 186.10 keV			3.77E+000	2.65E+000	5.23E+000
AC-228	NOT FOUND/DATA for 911.21 keV			1.28E+000	6.53E-001	1.48E+000
TH-230	NOT FOUND/DATA for 67.67 keV			-1.99E+000	4.52E+001	8.21E+001
PA-231	NOT FOUND/DATA for 300.02 keV			4.67E+000	4.32E+000	7.61E+000
PA-234	NOT FOUND/DATA for 131.20 keV			-1.04E-001	4.80E-001	7.85E-001
PA-234M	NOT FOUND/DATA for 1001.03 keV			7.12E-001	2.11E+001	3.97E+001
TH-234	NOT FOUND/DATA for 92.60 keV			1.24E+000	1.98E+000	3.54E+000
U-234	NOT FOUND/DATA for 53.20 keV			2.95E+001	3.80E+002	6.94E+002
U-235	NOT FOUND/DATA for 185.71 keV			2.22E-001	1.63E-001	3.19E-001
U-238	NOT FOUND/DATA for 92.60 keV			1.24E+000	1.98E+000	3.54E+000
AM-241	NOT FOUND/DATA for 59.54 keV			4.47E-001	7.59E-001	1.47E+000

Uncertainty reported at 2.0 sigma

****
***** C E R T I F I C A T E O F A N A L Y S I S *****
****

Site Location: CE Windsor
Sample ID: FSS-CE-135
Sample Title: FSS SURVEY UNIT 20-1
Detector Name: 30%HPGE
Nuclide Library Used: C:\GENIE2K\CAMFILES\FSS.NLB
Sample Size: 5.131E+002 g
Sample Taken On: 6/13/2006 4:55:00 PM
Acquisition Started: 6/30/2006 10:03:08 AM
Live Time: 900.0 seconds
Real Time: 901.3 seconds
Dead Time: 0.14 %
Efficiency ID: srs035

	IDENTIFIED RADIONUCLIDES			UNIDENTIFIED RADIONUCLIDES		
Nuclide Name	Nuclide Activity (pCi/g)	Activity Uncert. (pCi/g)	Nuclide MDA (pCi/g)	Line Activity (pCi/g)	Line Act Uncert. (pCi/g)	Line MDA (pCi/g)
K-40	2.83E+001	9.62E+000	2.92E+000	FOUND		
MN-54	NOT FOUND/DATA for 834.83 keV			-5.98E-002	1.35E-001	2.00E-001
CO-57	NOT FOUND/DATA for 122.06 keV			-1.47E-002	1.29E-001	2.14E-001
CO-60	NOT FOUND/DATA for 1332.50 keV			-7.57E-003	1.00E-001	2.05E-001
ZN-65	NOT FOUND/DATA for 1115.55 keV			-2.72E-001	4.00E-001	4.07E-001
AG-110m	NOT FOUND/DATA for 657.76 keV			7.06E-002	1.20E-001	2.43E-001
SB-125	NOT FOUND/DATA for 427.89 keV			-2.62E-001	2.99E-001	4.58E-001
CS-134	NOT FOUND/DATA for 604.70 keV			-9.64E-002	1.27E-001	1.90E-001
CS-137	NOT FOUND/DATA for 661.66 keV			1.64E-001	1.45E-001	3.14E-001
TL-208	4.37E-001	1.44E-001	2.18E-001	FOUND		
PB-212	NOT FOUND/DATA for 238.63 keV			9.22E-001	3.06E-001	6.23E-001
BI-214	8.11E-001	2.90E-001	4.56E-001	FOUND		
PB-214	6.20E-001	2.70E-001	5.68E-001	FOUND		
RA-226	NOT FOUND/DATA for 186.10 keV			1.83E+000	2.43E+000	4.64E+000
AC-228	NOT FOUND/DATA for 911.21 keV			7.93E-001	5.72E-001	1.29E+000
TH-230	NOT FOUND/DATA for 67.67 keV			-9.33E+000	5.07E+001	8.81E+001
PA-231	NOT FOUND/DATA for 302.65 keV			-8.99E+000	7.53E+000	7.98E+000
PA-234	NOT FOUND/DATA for 98.44 keV			-1.03E-001	4.52E-001	7.42E-001
PA-234M	NOT FOUND/DATA for 1001.03 keV			-7.94E+000	2.30E+001	4.10E+001
TH-234	NOT FOUND/DATA for 92.60 keV			1.94E+000	2.19E+000	3.97E+000
U-234	NOT FOUND/DATA for 53.20 keV			2.25E+002	4.10E+002	7.83E+002
U-235	NOT FOUND/DATA for 185.71 keV			3.45E-002	1.45E-001	2.69E-001
U-238	NOT FOUND/DATA for 92.60 keV			1.94E+000	2.19E+000	3.97E+000
AM-241	NOT FOUND/DATA for 59.54 keV			1.38E-001	8.12E-001	1.52E+000

Uncertainty reported at 2.0 sigma

****
***** C E R T I F I C A T E O F A N A L Y S I S *****
****

Site Location: CE Windsor
Sample ID: FSS-CE-136
Sample Title: FSS SURVEY UNIT 20-1
Detector Name: 30%HPGE
Nuclide Library Used: C:\GENIE2K\CAMFILES\FSS.NLB
Sample Size: 5.392E+002 g
Sample Taken On: 6/13/2006 5:00:00 PM
Acquisition Started: 6/30/2006 11:51:42 AM
Live Time: 900.0 seconds
Real Time: 901.1 seconds
Dead Time: 0.13 %
Efficiency ID: srs035

	IDENTIFIED RADIONUCLIDES			UNIDENTIFIED RADIONUCLIDES		
Nuclide Name	Nuclide Activity (pCi/g)	Activity Uncert. (pCi/g)	Nuclide MDA (pCi/g)	Line Activity (pCi/g)	Line Act Uncert. (pCi/g)	Line MDA (pCi/g)
K-40	2.86E+001	1.09E+001	3.23E+000	FOUND		
MN-54	NOT FOUND/DATA for 834.83 keV			-2.91E-002	9.74E-002	1.80E-001
CO-57	NOT FOUND/DATA for 122.06 keV			1.50E-002	1.13E-001	1.93E-001
CO-60	NOT FOUND/DATA for 1173.24 keV			1.21E-002	1.24E-001	2.36E-001
ZN-65	NOT FOUND/DATA for 1115.55 keV			-8.49E-002	3.15E-001	5.56E-001
AG-110m	NOT FOUND/DATA for 657.76 keV			-5.67E-002	1.20E-001	1.99E-001
SB-125	NOT FOUND/DATA for 427.89 keV			1.97E-002	2.82E-001	5.32E-001
CS-134	NOT FOUND/DATA for 604.70 keV			-8.69E-002	9.54E-002	1.55E-001
CS-137	NOT FOUND/DATA for 661.66 keV			1.55E-001	1.28E-001	2.83E-001
TL-208	2.85E-001	1.29E-001	2.19E-001	FOUND		
PB-212	NOT FOUND/DATA for 238.63 keV			1.06E+000	2.78E-001	5.87E-001
BI-214	1.08E+000	1.23E+000	3.94E-001	FOUND		
PB-214	6.99E-001	3.78E-001	4.90E-001	FOUND		
RA-226	NOT FOUND/DATA for 186.10 keV			2.35E+000	2.66E+000	5.08E+000
AC-228	NOT FOUND/DATA for 911.21 keV			6.50E-001	5.60E-001	1.23E+000
TH-230	NOT FOUND/DATA for 67.67 keV			-1.98E+001	4.39E+001	7.39E+001
PA-231	NOT FOUND/DATA for 300.02 keV			7.56E-001	4.11E+000	7.26E+000
PA-234	NOT FOUND/DATA for 98.44 keV			-5.80E-002	4.42E-001	7.43E-001
PA-234M	NOT FOUND/DATA for 1001.03 keV			-4.98E+000	2.06E+001	3.73E+001
TH-234	NOT FOUND/DATA for 92.60 keV			1.58E+000	2.10E+000	3.76E+000
U-234	NOT FOUND/DATA for 53.20 keV			-1.57E+002	3.76E+002	6.63E+002
U-235	NOT FOUND/DATA for 185.71 keV			1.81E-002	1.61E-001	2.91E-001
U-238	NOT FOUND/DATA for 92.60 keV			1.58E+000	2.10E+000	3.76E+000
AM-241	NOT FOUND/DATA for 59.54 keV			3.08E-001	7.64E-001	1.40E+000

Uncertainty reported at 2.0 sigma

****
***** C E R T I F I C A T E O F A N A L Y S I S *****
****

Site Location: CE Windsor
Sample ID: FSS-CE-137
Sample Title: FSS SURVEY UNIT 20-1
Detector Name: 30%HPGE
Nuclide Library Used: C:\GENIE2K\CAMFILES\FSS.NLB
Sample Size: 5.297E+002 g
Sample Taken On: 6/13/2006 5:05:00 PM
Acquisition Started: 6/30/2006 12:58:20 PM
Live Time: 900.0 seconds
Real Time: 901.3 seconds
Dead Time: 0.14 %
Efficiency ID: srs035

	IDENTIFIED RADIONUCLIDES			UNIDENTIFIED RADIONUCLIDES		
Nuclide Name	Nuclide Activity (pCi/g)	Activity Uncert. (pCi/g)	Nuclide MDA (pCi/g)	Line Activity (pCi/g)	Line Act Uncert. (pCi/g)	Line MDA (pCi/g)
K-40	2.84E+001	1.08E+001	3.33E+000	FOUND		
MN-54	NOT FOUND/DATA for 834.83 keV			8.38E-002	1.17E-001	2.53E-001
CO-57	NOT FOUND/DATA for 122.06 keV			-4.47E-002	1.19E-001	1.84E-001
CO-60	NOT FOUND/DATA for 1332.50 keV			1.65E-002	1.06E-001	2.33E-001
ZN-65	NOT FOUND/DATA for 1115.55 keV			-2.65E-001	3.08E-001	4.52E-001
AG-110m	NOT FOUND/DATA for 657.76 keV			-1.10E-001	1.09E-001	1.62E-001
SB-125	NOT FOUND/DATA for 427.89 keV			-1.05E-002	2.82E-001	5.29E-001
CS-134	NOT FOUND/DATA for 604.70 keV			-5.25E-002	1.15E-001	2.01E-001
CS-137	NOT FOUND/DATA for 661.66 keV			3.97E-001	1.68E-001	3.86E-001
TL-208	2.66E-001	1.32E-001	2.39E-001	FOUND		
PB-212	NOT FOUND/DATA for 238.63 keV			8.55E-001	2.82E-001	5.81E-001
BI-214	1.01E+000	8.47E-001	5.30E-001	FOUND		
PB-214	7.75E-001	2.83E-001	4.73E-001	FOUND		
RA-226	NOT FOUND/DATA for 186.10 keV			2.06E+000	2.44E+000	4.69E+000
AC-228	NOT FOUND/DATA for 911.21 keV			8.04E-001	5.71E-001	1.27E+000
TH-230	NOT FOUND/DATA for 67.67 keV			3.84E+000	4.87E+001	8.45E+001
PA-231	NOT FOUND/DATA for 300.02 keV			2.29E+000	4.32E+000	7.76E+000
PA-234	NOT FOUND/DATA for 98.44 keV			3.00E-001	4.74E-001	8.25E-001
PA-234M	NOT FOUND/DATA for 1001.03 keV			-4.56E+000	2.13E+001	3.80E+001
TH-234	NOT FOUND/DATA for 92.60 keV			1.40E+000	2.06E+000	3.69E+000
U-234	NOT FOUND/DATA for 53.20 keV			6.08E+002	4.40E+002	8.63E+002
U-235	NOT FOUND/DATA for 185.71 keV			1.10E-001	1.50E-001	2.87E-001
U-238	NOT FOUND/DATA for 92.60 keV			1.40E+000	2.06E+000	3.69E+000
AM-241	NOT FOUND/DATA for 59.54 keV			-6.24E-001	6.61E-001	1.10E+000

Uncertainty reported at 2.0 sigma