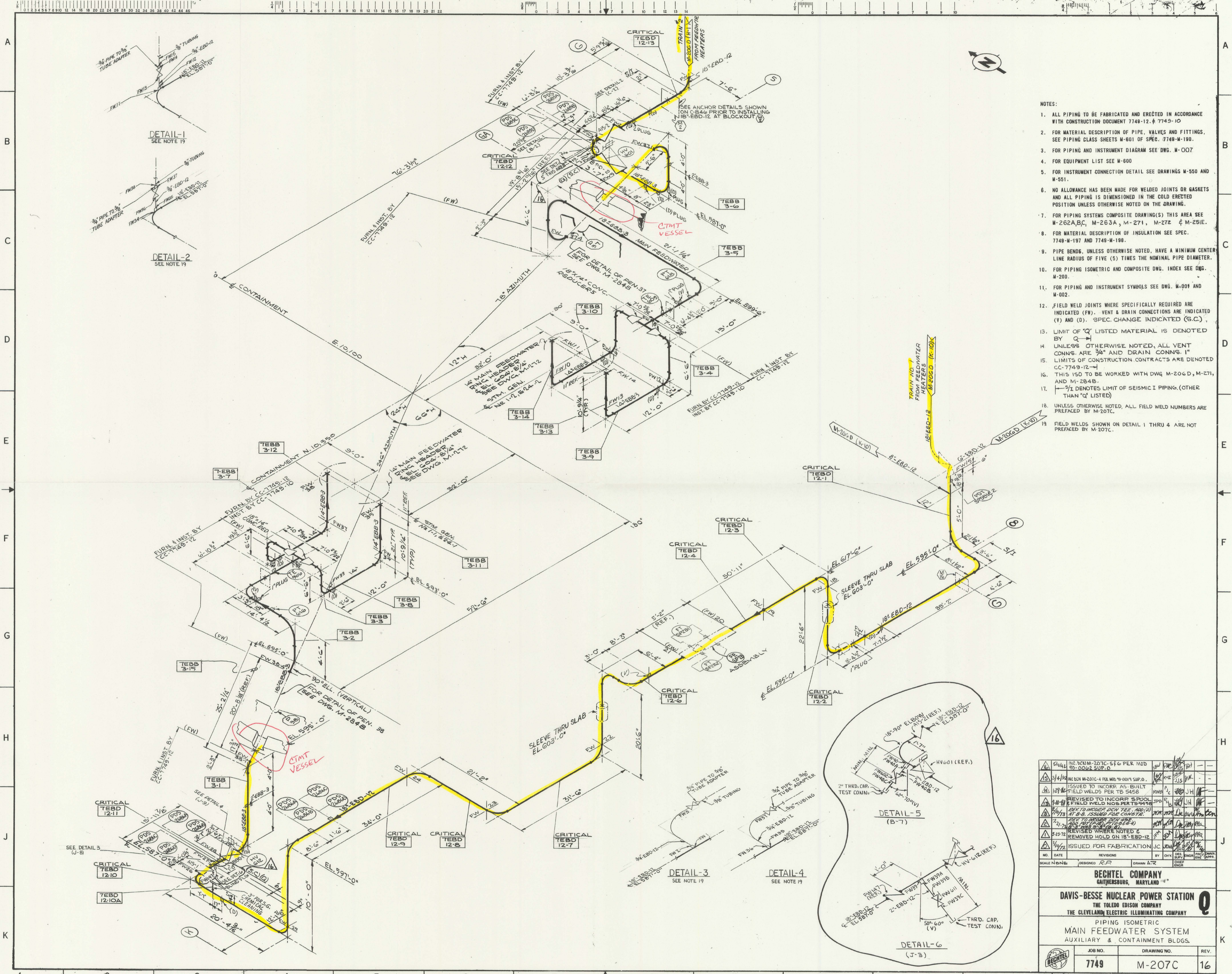
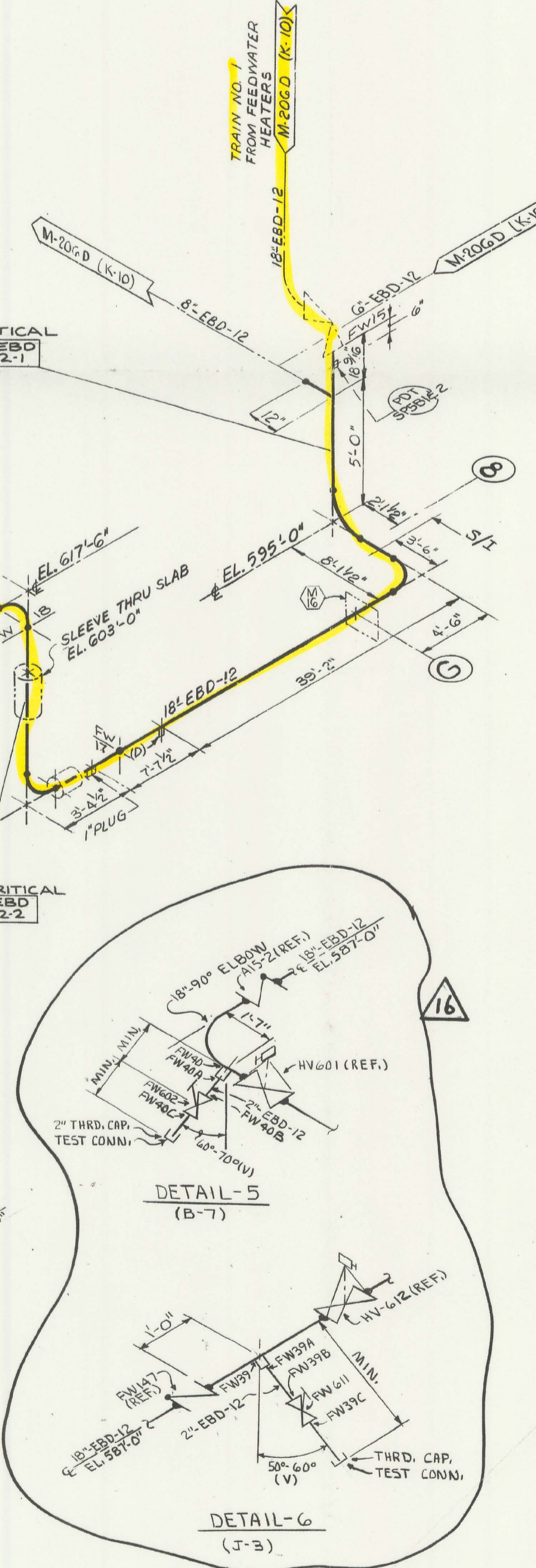
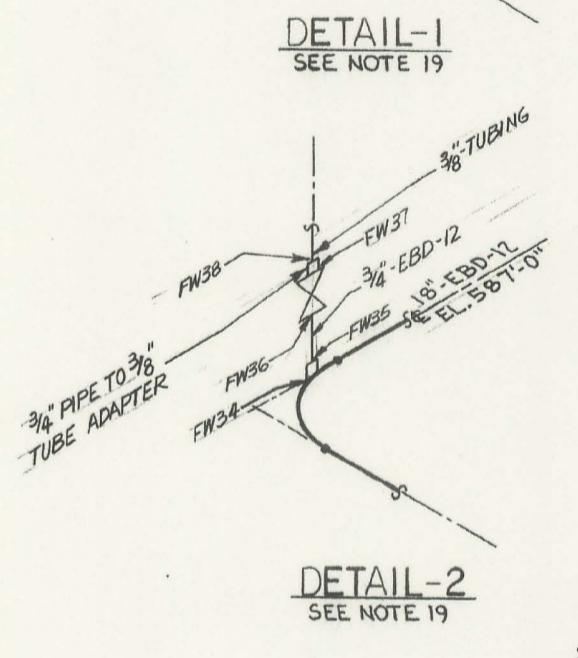


M-207C MAIN FEEDWATER SYS. AUX. & CTMT. BLDG. 7749



- NOTES:
- ALL PIPING TO BE FABRICATED AND ERECTED IN ACCORDANCE WITH CONSTRUCTION DOCUMENT 7749-12. & 7749-10
  - FOR MATERIAL DESCRIPTION OF PIPE, VALVES AND FITTINGS, SEE PIPING CLASS SHEETS M-601 OF SPEC. 7749-M-190.
  - FOR PIPING AND INSTRUMENT DIAGRAM SEE DWG. M-007
  - FOR EQUIPMENT LIST SEE M-600
  - FOR INSTRUMENT CONNECTION DETAIL SEE DRAWINGS M-550 AND M-551.
  - NO ALLOWANCE HAS BEEN MADE FOR WELDED JOINTS OR GASKETS AND ALL PIPING IS DIMENSIONED IN THE COLD ERECTED POSITION UNLESS OTHERWISE NOTED ON THE DRAWING.
  - FOR PIPING SYSTEMS COMPOSITE DRAWING(S) THIS AREA SEE M-262A,B,C, M-263A, M-271, M-272 & M-251E.
  - FOR MATERIAL DESCRIPTION OF INSULATION SEE SPEC. 7749-M-197 AND 7749-M-198.
  - PIPE BENDS, UNLESS OTHERWISE NOTED, HAVE A MINIMUM CENTER LINE RADIUS OF FIVE (5) TIMES THE NOMINAL PIPE DIAMETER.
  - FOR PIPING ISOMETRIC AND COMPOSITE DWG. INDEX SEE DWG. M-200.
  - FOR PIPING AND INSTRUMENT SYMBOLS SEE DWG. M-001 AND M-002.
  - FIELD WELD JOINTS WHERE SPECIFICALLY REQUIRED ARE INDICATED (FW). VENT & DRAIN CONNECTIONS ARE INDICATED (V) AND (D). SPEC. CHANGE INDICATED (S.C.).
  - LIMIT OF "Q" LISTED MATERIAL IS DENOTED BY Q.
  - UNLESS OTHERWISE NOTED, ALL VENT CONNS. ARE 3/4" AND DRAIN CONNS. 1"
  - LIMITS OF CONSTRUCTION CONTRACTS ARE DENOTED CC-7749-12--1
  - THIS IS TO BE WORKED WITH DWG. M-206D, M-271, AND M-284B.
  - 1/2" DENOTES LIMIT OF SEISMIC I PIPING. (OTHER THAN "Q" LISTED)
  - UNLESS OTHERWISE NOTED, ALL FIELD WELD NUMBERS ARE PREFACED BY M-207C.
  - FIELD WELDS SHOWN ON DETAIL 1 THRU 4 ARE NOT PREFACED BY M-207C.



NO.	DATE	REVISIONS	BY	CHKD.	APP.	DATE
1	12/14/78	ISSUED FOR FABRICATION	JEM	WJM		
2	1/11/79	REVISED WHERE NOTED & REMOVED HOLD ON 18\"/>				

SCALE	DESIGNED	BY	DRAWN	DATE
	R.F.		A.T.C.	

<b>BECHTEL COMPANY</b> GAITHERSBURG, MARYLAND		
<b>DAVIS-BESSE NUCLEAR POWER STATION</b> THE TOLEDO EDISON COMPANY THE CLEVELAND ELECTRIC ILLUMINATING COMPANY		
PIPING ISOMETRIC MAIN FEEDWATER SYSTEM AUXILIARY & CONTAINMENT BLDGS.		
JOB NO.	DRAWING NO.	REV.
7749	M-207C	16

D-03