SCALING RULES

SIZE E

M- 119 SH. 4

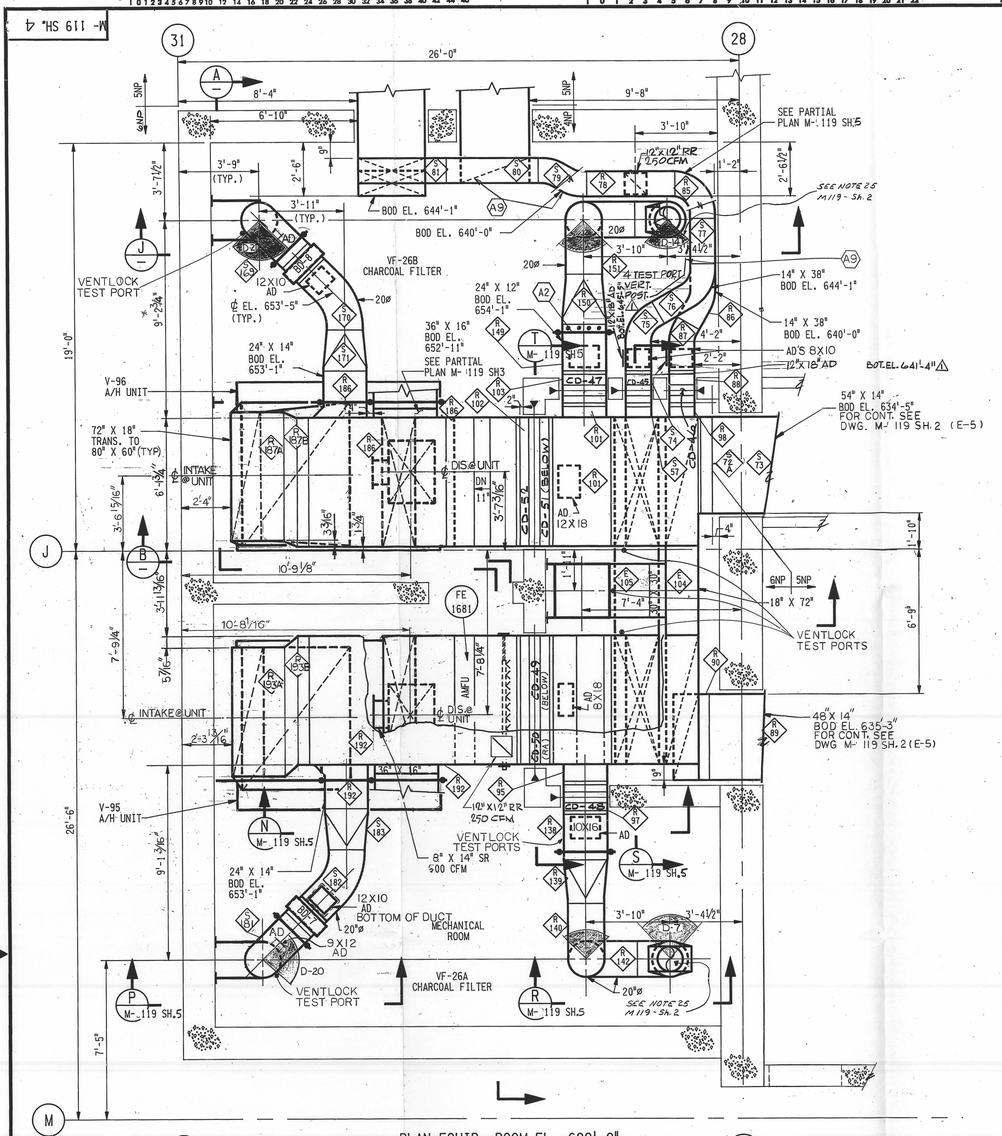

PLAN EQUIP. ROOM EL. 629'-2"

SCALE: 3/8"=1'-0"

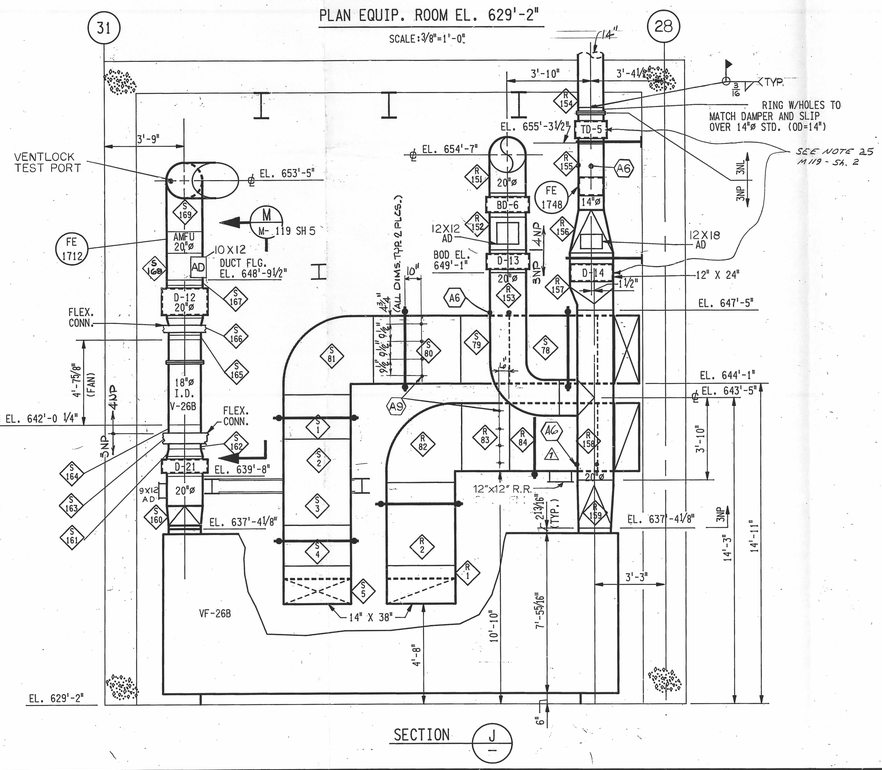

SECTION J

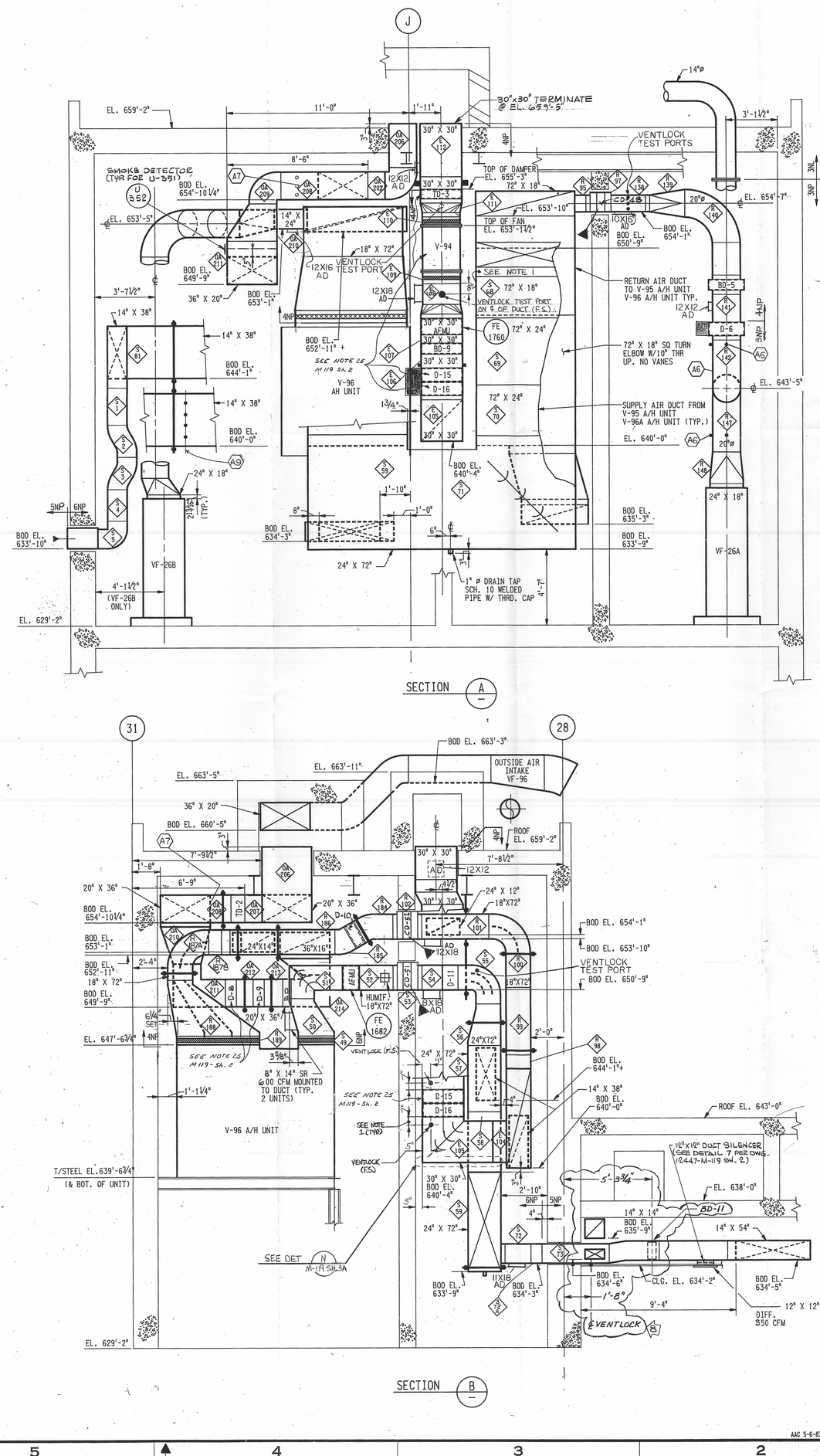

SECTION A

SECTION B

AAC 5-6-83

NOTES

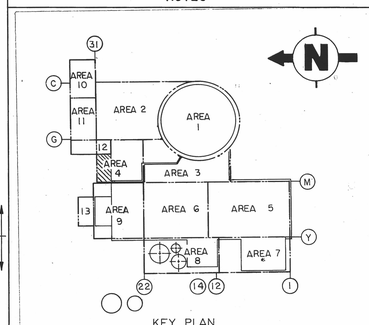

KEY PLAN

NOTES

1. DIMENSIONS FOR LOCATION OF VENTLOCK TEST CONNECTIONS HAVE (±1") TOLERANCE.

REFERENCE DRAWINGS

FOR GENERAL NOTES AND REFERENCES SEE DWG. M-119 SH.2.

No.	DATE	REVISIONS	BY	CHK	ENG	PROJ. ENGR	MICROFILM DATE
8	1-14-98	ADDED BD-11 AND VENTLOCK DIMS. TO SEC. B PER SC-97-027 AND DCR 97-1034.	MDS				
7	4-27-96	CHANGED NOTE 15 (REF.) TO 25 PER DCR 96-176.					
6	4/18/95	ADDED NOTE #1 & REV. SECTION A&B PER SC-93-029 & DCR 95-156	MJB	ALB			
5	8/5/86	ADDED NOTE 15 REF. TO D-8, D-9, D-7, D-14, D-15, D-16, TD-5, TD-3, V-94. PER DCR 86-621	WPD	WPD		PEE	BY CK APP
4	10/25/84	CORRECTED HEATING & VENTILATION EQUIPMENT PER GWO 8721	JEV	WPD		LHV	M
3	6/11/84	REVISED CFM & ADDED DUCT SEALANT PER AES-133-2015 & 19-20-21-22-23-24-25-26-27-28-29-30	TP	WPD		JWB	M
2	3/21/84	REVISED NOTE 1 (S-145) ADDED NOTE 9 & 25 REVISED PER RE-ISSUED SCHEDULES AS NOTED	TP	WPD		JWB	M
1	2/14/84	REVISED AS PER INTERIM CHANGE SCHEDULES AND ADDED NOTE 24 PER AES-133-2015 AND 16-17 AND RE-ISSUED FOR RECORD	TP	WPD		PEE	M
0		FOR RECORD	CAD	CAD		JWB	M

SCALE 3/8"=1'-0" | DESIGNED M. UNAL | DRAWN CADD/XV

BECHTEL
ANN ARBOR, MICHIGAN

PALISADES PLANT
CONSUMERS POWER COMPANY
GWO 8721

HEATING AND VENTILATION

MECHANICAL EQUIPMENT ROOM
PLAN AND SECTIONS EL. 629'-2"

JOB No.	DRAWING No.	REV.
12447-054	M- 119 SH.4	8

This drawing and the design it covers are the property of BECHTEL. They are merely loaned and on the borrower's express agreement that they will not be reproduced, copied, loaned, exhibited, nor used except in the limited way and private use permitted by any written consent given by the lender to the borrower.