



January 21, 1993

WSRC-RP-92-1001
ASD-TIM-93-0084

Ms. W. F. Perrin, Technical Information Officer
U. S. Department of Energy
Savannah River Operations Office
Aiken, SC 29801

Dear Ms. Perrin:

REQUEST FOR APPROVAL TO RELEASE SCIENTIFIC/TECHNICAL INFORMATION

The attached document is submitted for classification and technical approvals for the purpose of external release. Please complete Part II of this letter and return the letter to the undersigned by 03/05/93. Patent clearance, if necessary, is requested and received via direct communications between this office and the DOE-SR Patent Counsel. The document has been reviewed for classification by a WSRC classification staff member and has been determined to be **Unclassified**


J. A. Duschinski
WSRC Technical Information Manager

I. DETAILS OF REQUEST FOR RELEASE

Document Number: WSRC-RP-92-1001

Pub Deadline: *NA*

Author's Name: M. H. Paller

Location: 773-42A

Document Title: THE INFLUENCE OF SAVANNAH RIVER DISCHARGE AND CHANGING SRS COOLING WATER REQUIREMENTS ON THE POTENTIAL ENTRAINMENT OF ICHTHYOPLANKTON AT THE *SRS...*

Manager's Name: D. B. Moore-Shedrow

Savannah River Intakes (U)

Department: Environmental Sciences Section


A technical deliverable being deposited to OSTI for unlimited distribution to the general public. Technical questions pertaining to the contents of this document should be addressed to the author(s) or the Manager. Questions concerning the processing of this document should be addressed to the WSRC Technical Information Manager, 5-3992 or 5-2099/5-3384.

II. DOE-SR ACTION


Date Received by TIO 01-21-93

- Approved
- Not Approved
- Approved Upon Completion of Changes
- Revise and Resubmit to DOE
- Approved with Remarks

Remarks _____



W. F. Perrin, Technical Information Officer
DOE-SR


Date

JAD/mag

WSRC SAVANNAH RIVER SITE DOCUMENT APPROVAL SHEET

Document Number WSRC-RP-92-1001
UC or O-Number 702

1. DESCRIPTION OF DOCUMENT

TITLE The Potential Entrainment of Ichthyoplankton at the SRS Savannah River Intakes (U) The Influence of Savannah River Discharge and Changing SRS Cooling Water Requirements (U)
AUTHOR(S) M. H. Paller BUILDING NO. 773-42A PHONE NO. 5-9010

TYPE: INTERNAL DOCUMENT (Within SRS) EXTERNAL DOCUMENT (To OSTI)
 SOFTWARE PACKAGE (To NESC) Technical Report
 Abstract or Paper Other L3610

Additional Information for External Papers/Abstracts

PAPER FOR: Presentation Only _____ Publication Only _____ Both _____

MEETING NAME _____

CITY _____ DATES _____

CHAIRMAN & ADDRESS _____

JOURNAL NAME _____

DEADLINES FOR PUBLICATION: Abstract _____ No. of Copies _____
Paper _____ No. of Copies _____

I understand that for the information in this paper for external distribution
A. Approvals by both WSRC and DOE-SR managements are required.
B. Distribution verbally, or by publication, must be in accordance with policies set forth in WSRC Management Requirements and Procedures and in DOE-SR Orders.
C. Content of the external distribution must be limited to that actually approved by DOE-SR.

AUTHOR'S SIGNATURE _____

2. APPROVAL BY AUTHOR'S ORGANIZATION

SRS ORGANIZATION FSS/WMET/SRTC

DERIVATIVE CLASSIFIER Deb Moore-Shedrow

Classification U Topic Environmental

DISTRIBUTION _____ Limit to List Attached. Reason: _____
_____ Limit to SRS. Reason: _____
_____ Limit to DOE-SR & WSRC Contractual Family. Reason: _____
_____ Site-Specific Procedure, Data Sheet, TA, etc.
 Unlimited To General Public (OST/NESC)

APPROVED BY MANAGER [Signature] DATE 1/14/93

3. CLASSIFICATION & PATENT INFORMATION (to be completed by Patent & Classification Reviewer)

CLASSIFICATION (circle one for each)	CLASSIFICATION GUIDE TOPICS	PATENT CONSIDERATIONS
Overall S C UCNI <u>U</u>	<u>CG-DAR-1</u>	Possible Novel Features _____
Abstract S C UCNI <u>U</u>	<u>Topic 2.2</u>	Closest Prior Art _____
Title S C UCNI <u>U</u>	_____	_____
Cover Letter S C UCNI <u>U</u>	_____	_____

APPROVED BY DOE PATENT CLASSIFICATION OFFICER [Signature] DATE 1/20/93

4. PUBLICATIONS PROCESSING

DATE RECEIVED _____ PUBLICATIONS MANAGER _____

EDITOR _____ DATE ASSIGNED _____

DATE COPIES SUBMITTED TO DOE-SR FOR RELEASE _____

DOE-SR RELEASE DATES: Patent Branch _____ Tech. Info. Office _____

DATE COMPLETED _____ DATE SUBMITTED TO RECORDS/OSTI/NESC _____

**U. S. DEPARTMENT OF ENERGY
DOE AND MAJOR CONTRACTOR RECOMMENDATIONS FOR
ANNOUNCEMENT AND DISTRIBUTION OF DOCUMENTS**
(See Instructions on Reverse Side)

1. DOE Report No. WSRC-RP-92-1001	2. DOE Contract No. DEAC0989SR18035	3. DOE Funding Office	4. OSTI UC or C Category No. UC-702
---	---	-----------------------	---

5. Title **THE INFLUENCE OF SAVANNAH RIVER DISCHARGE AND CHANGING SRS COOLING WATER REQUIREMENTS ON THE POTENTIAL ENTRAINMENT OF ICHTHYOPLANKTON AT THE SRS** M. H. Paller

6. Type of Document ("x" one)
 a. Scientific and technical report: monthly quarterly annual final topical special/public interest other
 b. Conference paper: Name of conference (no abbreviations) _____

Location (city/st/ctry) _____
 Date (mo/day/yr) _____ Sponsor _____
 Contents: proceedings viewgraphs paper poster sessions

c. Computer Media:
 Document is accompanied by magnetic tape (s) _____
 diskette (s) _____
 other (specify) _____
 d. Other (e.g., journal article, manuscript, manual, etc.) (specify) _____

7. Copies Transmitted to OSTI ("x" one or more). See Instructions on Reverse.
 a. Copies for unclassified distribution. e. Copies for special distribution.
 b. Twelve copies for OSTI processing and NTIS sales. f. Copies for classified distribution as defined in M-3679.
 c. Twenty-five additional copies for special/public interest. g. One copy for OSTI classified processing.
 d. Two reproducible copies for OSTI processing.


8. Document contains information pertaining to any of the following:
 Yes ("x" one or more) No (If no, unlimited distribution may be made within the U. S. In addition, copies may be made available to foreign requestors through exchange agreements of NTIS sales.)
 a. Classified (Announce to appropriate recipients as listed in M-3679, "Standard Distribution for Classified Scientific and Technical Reports")
 b. Export Control/ITAR/EAR
 c. Proprietary Data
 d. Small Business Innovation Research (SBIR)
 e. Unclassified Controlled Nuclear Information (UCNI)
 f. Patent Hold
 g. Translations of copyrighted material (Boxes b-g will be announced to Government agencies and their contractors)
 h. Cooperative Research and Development Agreement (CRADA)
 i. Other (explain) _____
 (This designation must be in accordance with written DOE Program Office guidance. Attach copy of guidance.)

Upon demand, OSTI will make distribution of these documents in accordance with existing laws, regulations, and/or written program office guidance.

9. Patent Information
 a. Does this information product disclose and new equipment, process, or material? No Yes If so, identify page nos. _____
 b. Has an invention disclosure been submitted to DOE covering any aspect of this information product? No Yes
 If so, identify the DOE (or other) disclosure number and to whom the disclosure was submitted.
 c. Are there any patent-related objections to the release of this information product? No Yes If so, state these objections.

10. Additional information, remarks, and special handling instructions. (Do not identify Sigma categories for Nuclear Weapon Data reports, and do not provide additional instructions which are inconsistent with item 8 above.) (Continue on separate sheet, if necessary.)

Other Authors:

11. Submitted by (Name and Position) (Please print or type) Jack Duschinski		Phone FTS 239-3992
Organization TIM	Signature 	Date 2/11/93

410960

WSRC-RP-92-1001

**THE INFLUENCE OF SAVANNAH RIVER DISCHARGE AND
CHANGING SRS COOLING WATER REQUIREMENTS ON
THE POTENTIAL ENTRAINMENT OF ICHTHYOPLANKTON
AT THE SRS SAVANNAH RIVER INTAKES (U)**

by M. H. Paller

Westinghouse Savannah River Company
Savannah River Site
Aiken, South Carolina 29808

Other Authors:

This paper was prepared in connection with work done under Contract No. DE-AC09-89SR18035 with the U. S. Department of Energy. By acceptance of this paper, the publisher and/or recipient acknowledges the U. S. Government's right to retain a nonexclusive, royalty-free license in and to any copyright covering this paper, along with the right to reproduce and to authorize others to reproduce all or part of the copyrighted paper.

DISCLAIMER

This report was prepared as an account of work sponsored by an agency of the United States Government. Neither the United States Government nor any agency thereof, nor any of their employees, makes any warranty, express or implied, or assumes any legal liability or responsibility for the accuracy, completeness, or usefulness of any information, apparatus, product, or process disclosed, or represents that its use would not infringe privately owned rights. Reference herein to any specific commercial product, process, or service by trade name, trademark, manufacturer, or otherwise does not necessarily constitute or imply its endorsement, recommendation, or favoring by the United States Government or any agency thereof. The views and opinions of authors expressed herein do not necessarily state or reflect those of the United States Government or any agency thereof.

This report has been reproduced directly from the best available copy.

Available to DOE and DOE contractors from the Office of Scientific and Technical Information, P. O. Box 62, Oak Ridge, TN 37831; prices available from (615) 576-8401.

Available to the public from the National Technical Information Service, U. S. Department of Commerce, 5285 Port Royal Rd., Springfield, VA 22161.

WSRC-RP-92-1001

Rev 0

D. B. Moore-Shedrow

**D. B. Moore-Shedrow, Manager
Authorized Derivative Classifier**

**THE INFLUENCE OF SAVANNAH RIVER DISCHARGE AND CHANGING SRS
COOLING WATER REQUIREMENTS ON THE POTENTIAL ENTRAINMENT OF
ICHTHYOPLANKTON AT THE SRS SAVANNAH RIVER INTAKES (U)**

by

**M. H. Paller
SAVANNAH RIVER TECHNOLOGY CENTER**

APPROVED BY:

D. B. Moore-Shedrow

**D. B. Moore-Shedrow, Manager
Environmental Sciences Section**

AUGUST 1992

**Westinghouse Savannah River Company
Savannah River Site
Aiken, SC 29808**

**THIS DOCUMENT WAS PREPARED IN CONNECTION WITH WORK UNDER THE U.S. DEPARTMENT OF
ENERGY (CONTRACT DE-AC09-89SR18035).**

ABSTRACT

Entrainment (i.e., withdrawal of fish larvae and eggs in cooling water) at the SRS Savannah River intakes is greatest when periods of high river water usage coincide with low river discharge during the spawning season. American shad and striped bass are the two species of greatest concern because of their recreational and/or commercial importance and because they produce drifting eggs and larvae vulnerable to entrainment. In the mid-reaches of the Savannah River, American shad and striped bass spawn primarily during April and May. An analysis of Savannah River discharge during April and May 1973-1989 indicated the potential for entrainment of 4-18% of the American shad and striped bass larvae and eggs that drifted past the SRS. Average April and May entrainment rates would have consistently exceeded 12% during the low water years of 1985-1989. This analysis assumed the concurrent operation of L-, K-, and P-Reactors. Additional scenarios investigated were: 1) shutting down L- and P-Reactors, maintaining minimum flows to Steel Creek (required to protect aquatic habitat), and operating K-Reactor with a recycle cooling tower; and 2) shutting down L- and P-Reactors, eliminating minimum flows to Steel Creek, and operating K-Reactor with a recycle cooling tower. The former scenario reduced potential entrainment to 0.7-3.3%, and the latter scenario reduced potential entrainment to 0.2-0.8%. Thus, the currently favored scenario of operating K-Reactor with a cooling tower and not operating L- and P-Reactors represents a significant lessening of the impact of SRS operations. Entrainment can be further reduced by reducing the minimum flow requirements to Steel Creek.

INTRODUCTION

Cooling water for Savannah River Site (SRS) reactors and makeup water for Par Pond is pumped from the Savannah River at the 1G and 3G pumphouses (Figure 1). Ichthyoplankton (drifting fish larvae and eggs) from the river are entrained with the river water and passed through the reactor heat exchangers where temperatures may reach 70° C (Halverson et al. 1987) during full power operation. Ichthyoplankton mortality under such conditions is assumed to be 100%. The amount of ichthyoplankton entrained into the reactor cooling systems depends on the density and distribution of ichthyoplankton in the river, river discharge levels, and the volume of water withdrawn for cooling.

Savannah River discharge in the vicinity of the SRS (approximately RM 130 - 160) is largely determined by the release of water from J. Strom Thurmond Reservoir, an Army Corp of Engineers mainstream impoundment located at RM 237.7. During droughts, such as the one that occurred in late 1987 and in 1988, discharge from Lake Thurmond is very low resulting in low flows near the SRS. Under such conditions, the SRS is capable of removing a greater proportion of the river discharge and, therefore, a greater proportion of the ichthyoplankton drifting past the SRS. The greatest entrainment losses occur when periods of low flow are concurrent with periods of peak ichthyoplankton abundance.

The amount of cooling water needed for SRS operations is determined by the number of reactors in operation and by the operational mode of the reactors. During former times, the concurrent operation of L-, K-, and P-Reactors resulted in a total cooling water requirement of approximately 23.7 cubic meters per second (cms). Shutdown of L- and P-Reactors and conversion of the K-Reactor once-through cooling system to a recycle cooling system (upon completion of the K-cooling tower and tie in with K-Reactor) will reduce this quantity to approximately 2.6-4.1 cms. This quantity consists of approximately 1.1 cms for K-cooling tower operation and 1.5-3.0 cms for the maintenance of fish habitat in Steel Creek. Three cms is provided during March through June to maintain spawning and nursery areas, and 1.5 cms is provided during the rest of the year.

Only fish that produce drifting eggs and larvae are likely to be impacted by entrainment. Most of the drifting eggs and larvae in the Savannah River are produced by two anadromous species, American shad (*Alosa sapidissima*) and striped bass (*Morone saxatilis*) (Paller et al. 1984, Paller et al 1985, Paller et al 1986). Both species are of high commercial and/or recreational value. The striped bass, in particular, is a highly esteemed sport fish. Because striped

bass reproduction is decreasing in the tidal Savannah River, interest in mid Savannah River striped bass stocks is currently increasing (M. Van Den Avyle, personal communication). Current efforts to improve American shad populations in the Savannah River has generated considerable interest in this species as well.

The objectives of this report are to:

- 1) investigate the relationship between Savannah River discharge and the entrainment of American shad and striped bass at the SRS Savannah River intakes with special reference to the low flow conditions that existed during 1985 - 1989.
- 2) investigate the effects of declining cooling water requirements on the entrainment of striped bass and American shad at the SRS Savannah intakes.

SAVANNAH RIVER DISCHARGE LEVELS

The United States Geological Survey (USGS) maintains several gaging stations on the Savannah River. The Jackson Gaging Station (RM 156.8) is closest to the SRS intake canals (RMs 157.3 and 155.4) and provides the best measure of water flow past the intake canals. However, Savannah River discharges exceeding 616 cms (cubic meters per second) [22000 cfs (cubic feet per second)] cannot be accurately measured at the Jackson Gaging Station. Such flows inundate the broad Savannah River floodplain and are not tightly coupled with river stage. In this report, flows too high to measure were assumed to equal 616 cms, thus providing a conservatively low estimate of Savannah River discharge during high flow periods.

Figure 2 depicts yearly average and minimum discharges at the Jackson Gaging Station during 1973 - 1989. Minima are the lowest daily values recorded during each year. Average and, to a lesser extent, minimum discharges exhibit a general trend of decrease during 1973 - 1989. Particularly low flows occurred during 1981 - 1982 and during 1985 - 1989. Minimum yearly discharges were approximately 20 to 160 cms less than average yearly discharges; the largest differences occurred during high discharge years.

Figure 3 depicts average monthly, minimum monthly, and minimum daily discharges at the Jackson Gaging Station during 1973 - 1989. The minimum monthly discharge for each month is the lowest average monthly discharge observed for the month. The minimum daily discharge for each month is the lowest average daily discharge observed for the month. Minimum daily and minimum monthly discharges exhibited less seasonal change than average monthly discharges (Figure 2). The coefficients of variation for minimum daily and minimum

monthly discharges were 10.0 and 9.6, respectively, in contrast to 23.9 for the average monthly discharge. Minimum daily flows are only slightly (average of 14.4%) lower than minimum monthly flows. The period of highest flow in the Savannah River extends from February through April.

TEMPORAL TRENDS IN AMERICAN SHAD AND STRIPED BASS ICHTHYOPLANKTON ABUNDANCE

American shad and striped bass ichthyoplankton were collected from the Savannah River on a weekly basis from February - July during 1982, 1983, 1984, and 1985 (ECS 1983, Paller et al. 1984, Paller et al 1985, Paller et al 1986) as part of an effort to assess the impacts of SRS operations on Savannah River fisheries resources. Ichthyoplankton were collected from a number of locations, including RM 155.4 and RM 157.3 which are located just upstream from the 1G and 3G intake canals, respectively. Over 90% of the ichthyoplankton of both species consisted of eggs rather than larvae.

Median monthly densities of American shad and striped bass ichthyoplankton at RMs 155.4 and 157.3 are shown in Figures 4 and 5, respectively. American shad densities peaked in April and May; relatively low densities were observed in March and June, and virtually no American shad were collected in other months. Striped bass densities peaked in May; relatively low densities were observed in April and no striped bass were collected in the remaining months. These data demonstrate that April and May are the months of maximum potential entrainment of American shad and striped bass ichthyoplankton at the SRS Savannah River water intakes.

RELATIONSHIP BETWEEN SAVANNAH RIVER DISCHARGE, COOLING WATER NEEDS AND PERCENT WATER WITHDRAWAL

Entrainment impacts at the SRS intakes are dependent upon the proportion of Savannah River water withdrawn during the period of ichthyoplankton occurrence. The proportion of Savannah River water withdrawn is dependent upon SRS water requirements in relation to Savannah River discharge levels. Three SRS water requirements were investigated in the following analysis:

- 1) 23.7 cms, the approximate amount of water required to operate K-Reactor and L-Reactor at full power in a once through cooling mode (approximately 11.2 cms each) and supply Par Pond with make-up water during the operation of P-Reactor (approximately 1.3 cms),

- 2) 4.1 cms, the approximate amount of water required to operate K-Reactor in a recycle cooling mode and meet the Steel Creek flow requirements,
- 3) 1.1 cms, the approximate amount of water required to operate K-Reactor with a recycle cooling tower.

Water requirement 1 prevailed in the past, water requirement 2 will prevail in the future upon completion of the K-cooling tower, and water requirement 3 is possible if minimum flow requirements for Steel Creek are renegotiated. The analysis includes only the months of April and May since striped bass and American shad ichthyoplankton are comparatively rare or absent at other times.

Figure 6 depicts the frequency of occurrence of different Savannah River discharge levels during April and May based on records taken from the Jackson gaging station during 1973 - 1989. It also depicts the percentage of river water that would be withdrawn at the SRS intakes (1G and 3G canals) at each Savannah River discharge level assuming water withdrawals of 23.7, 4.1, and 1.1 cms. Average monthly values rather than average daily values were used to construct Figure 6. The frequency of low average monthly discharges indicates the potential for prolonged periods of high withdrawal which are likely to have more serious impacts than short (i.e., daily) periods of high withdrawal. The use of average daily rather than average monthly discharges in Figure 6 would only have increased maximum withdrawal rates by a small proportion (from 16% to 18% in April and from 18% to 19% in May) due to the relatively small difference between minimum monthly discharges and minimum daily discharges (Figure 3).

Average monthly Savannah River discharges ranged from 153 cms to 572 cms in April and from 132 cms to 397 cms in May. The high values in the preceding ranges underestimate actual discharge levels because of the use of a conservative value to represent discharges in excess of 616 cms. Discharge was generally higher in April than in May as indicated by a comparison of the grand mean discharge for each month (349 cms in April and 251 cms in May). The maximum percentage of the Savannah River discharge that would be withdrawn at the SRS intakes at a water usage rate of 23.7 cms is 16% in April and 18% in May (Figure 6). Relatively high withdrawals ($\geq 12\%$) occurred when average monthly discharges were below 200 cms. Average discharges below 200 cms were observed during 5 out of the 17 years (29%) in April and during 7 out of the 17 years (41%) in May. Average April and May discharges below 200 cms occurred consistently during the low rainfall years of 1985 - 1989 (Figure 6). Average withdrawals during all 17 years included in the analysis were approximately 8.4% in April and 10.9% in May. Note that the preceding percent withdrawal rates are also equal to percent

entrainment rates assuming that the larvae and eggs are homogeneously distributed vertically and horizontally near the intake canals.

Reduction of SRS water requirements to 4.1 cms by shutting down L- and P-Reactors, operating K-Reactor with a recycle cooling tower, and maintaining minimum flow requirements to Steel Creek decreased percentage withdrawals to a maximum of 2.7% in April and 3.3% in May. Average withdrawals for all 17 years assuming a water requirement of 4.1 cms were 1.5% in April and 1.9% in May. Further reduction of Savannah River water withdrawals to 1.1 cms by eliminating Steel Creek flow requirements reduced the withdrawal percentage to a maximum of approximately 0.7% in April and 0.8% in May. Average withdrawals for all 17 years assuming a water requirement of 1.1 cms were approximately 0.4% in April and 0.5% in May.

Understanding the relationship between SRS water requirements, Savannah River discharge, and percent withdrawal permits entrainment to be estimated but does not provide a complete understanding of entrainment impacts on American shad and striped bass stocks because population level impacts are influenced by a variety of factors. However, it is obvious that any mitigation measure that reduces entrainment is likely to make the continued operation of the SRS water intakes more acceptable from an environmental perspective. The currently favored scenario of operating K-Reactor with a cooling tower and not operating L- and P-Reactors reduces entrainment far below previous levels and represents a significant lessening of the impact of SRS operations. Entrainment can be further reduced by eliminating the minimum flow requirements to Steel Creek. The latter step would necessitate a predictive assessment of the impacts of reduced flows on aquatic organisms in Steel Creek and, if warranted by the results of the predictive assessment, renegotiation of the 1984 agreement between DOE and SCDHEC.

REFERENCES

DOE (Department of Energy). 1984. Preliminary Predictive 316(a) for L Lake. Submitted to the South Carolina Department of Health and Environmental Control. Savannah River Operations Office, Aiken, SC.

ECS (Environmental and Chemical Sciences, Inc.). 1983. Final Report on the Preliminary Biological Measurement Program in the Savannah River. 1 March through 31 August, 1982. ECS-SR-2 (DPST-83-439), prepared by Environmental & Chemical Sciences, Inc. for E. I. du Pont de Nemours and Company, Savannah River Plant, Aiken, South Carolina.

Halverson, N.V., J.B. Gladden, M.W. Lower, H.E. Mackey, W.L. Specht, and E.W. Wilde. 1987. Comprehensive Cooling Water Study Final Report, Volume I, Summary of Environmental Effects. Dp-1739-1. E. I. du Pont de Nemours and Company, Savannah River Plant, Aiken, South Carolina.

Paller, M.H., J. O'Hara, D.V. Osteen, W. Specht, and H. Kania. 1984. Annual Report on the Savannah River Aquatic Ecology Program, September 1982 - August 1983, Volume I. ECS-SR-8 (DPST-84-252), prepared by Environmental & Chemical Sciences, Inc. for E. I. du Pont de Nemours and Company, Savannah River Plant, Aiken, South Carolina.

Paller, M.H., J. O'Hara, and D.V. Osteen. 1985. Annual report on the Savannah River Aquatic Ecology Program, September 1983 - August 1984, Volume II, Ichthyoplankton. ECS-SR-18, prepared by Environmental & Chemical Sciences, Inc. for E. I. du Pont de Nemours and Company, Savannah River Plant, Aiken, South Carolina.

Paller, M.H., B.M. Saul, and D.V. Osteen. 1986. Distribution and abundance of ichthyoplankton in the mid-reaches of the Savannah River and selected tributaries. ECS-SR-27, prepared by Environmental & Chemical Sciences, Inc. for E. I. du Pont de Nemours and Company, Savannah River Plant, Aiken, South Carolina.

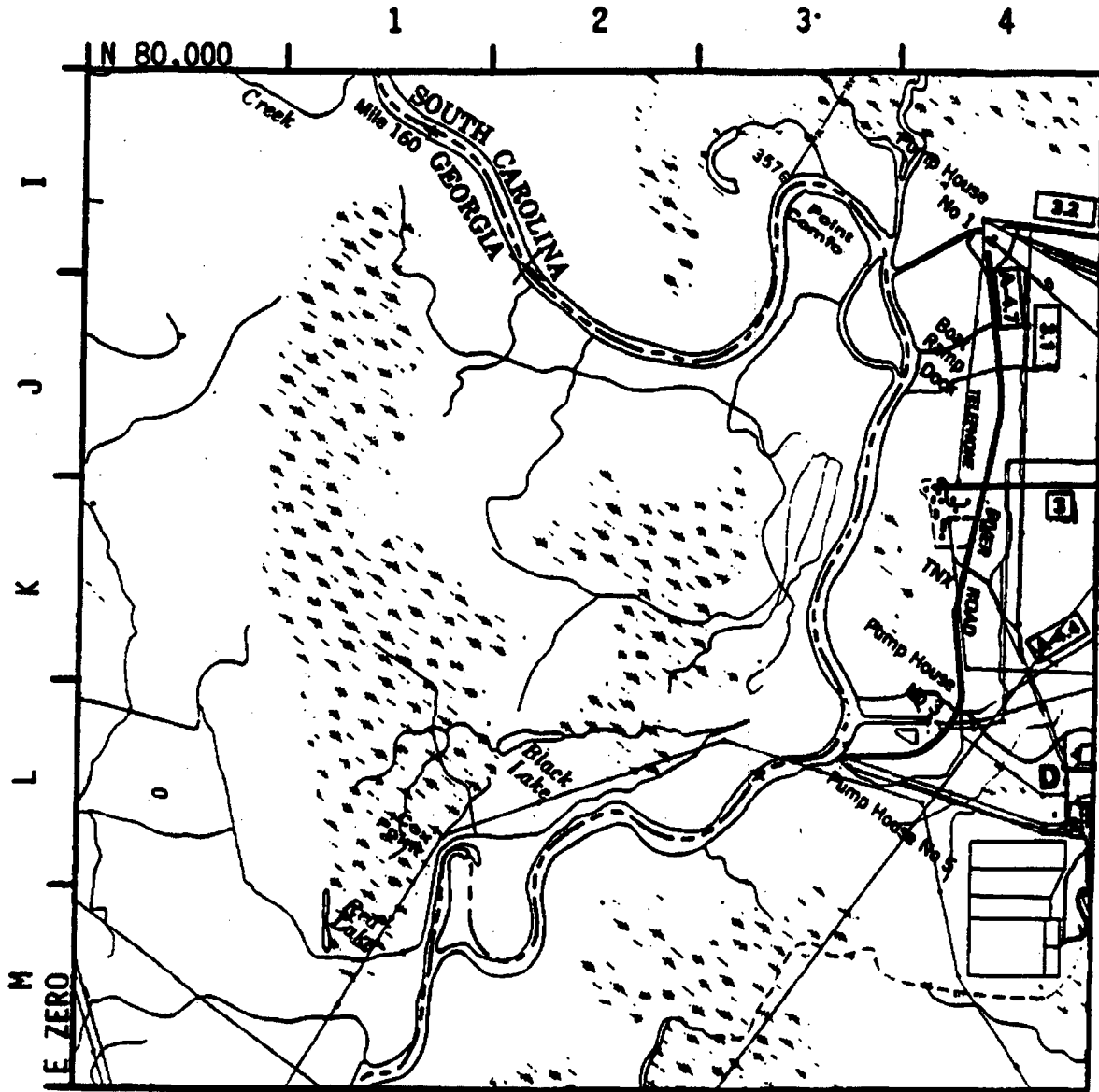


Figure 1. Map of the Savannah River Site (SRS) showing the location of the pump house intakes on the Savannah River.

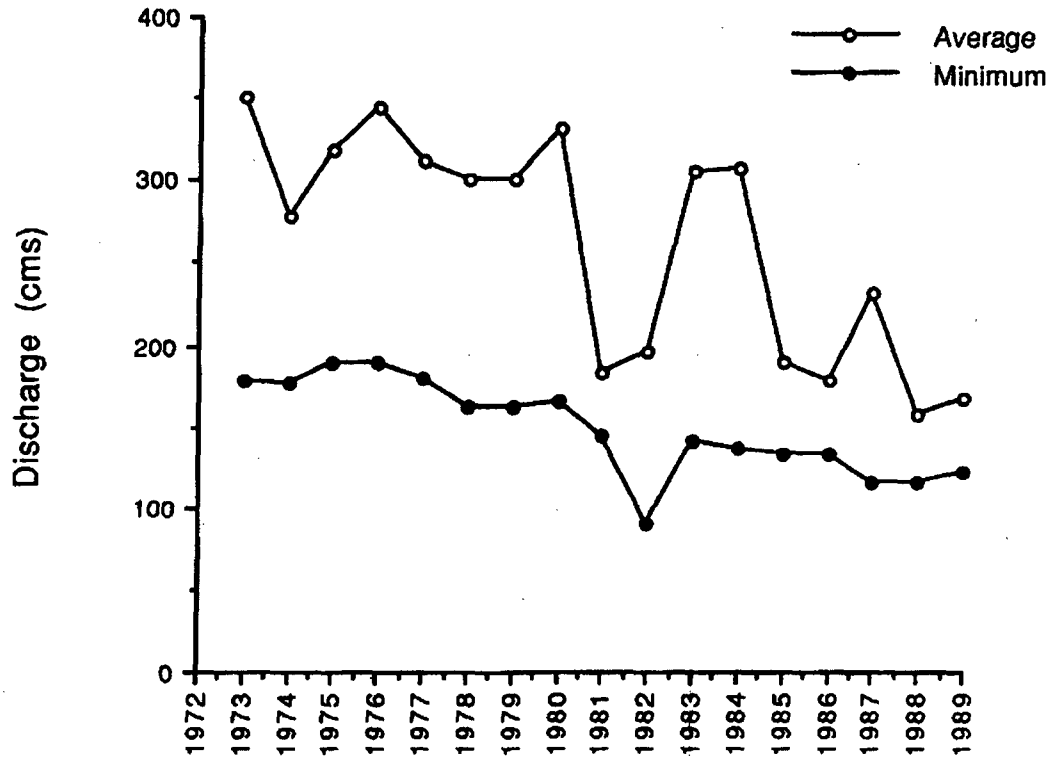


Figure 2. Average yearly and minimum daily flows in the Savannah River near the Jackson gaging station (RM 156.8) during 1973 - 1989.

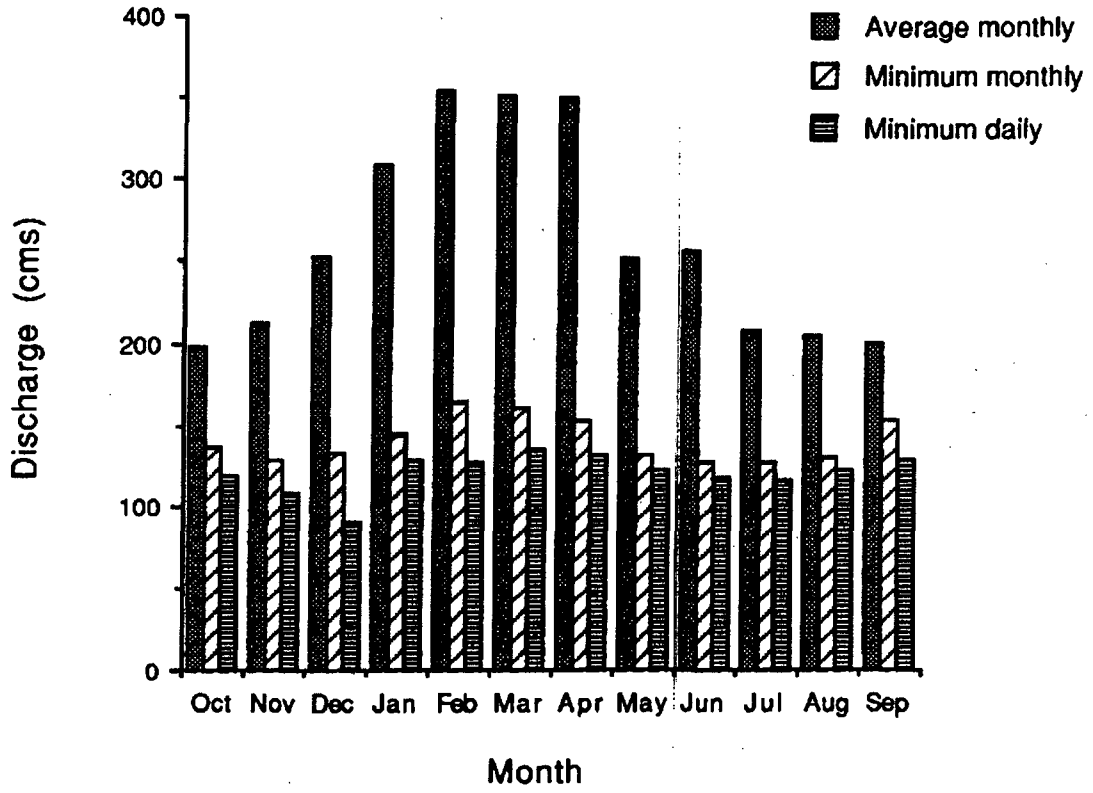


Figure 3. Average monthly, minimum monthly, and minimum daily discharges in the Savannah River near the Jackson gaging station (RM 156.8) during 1973 - 1989.

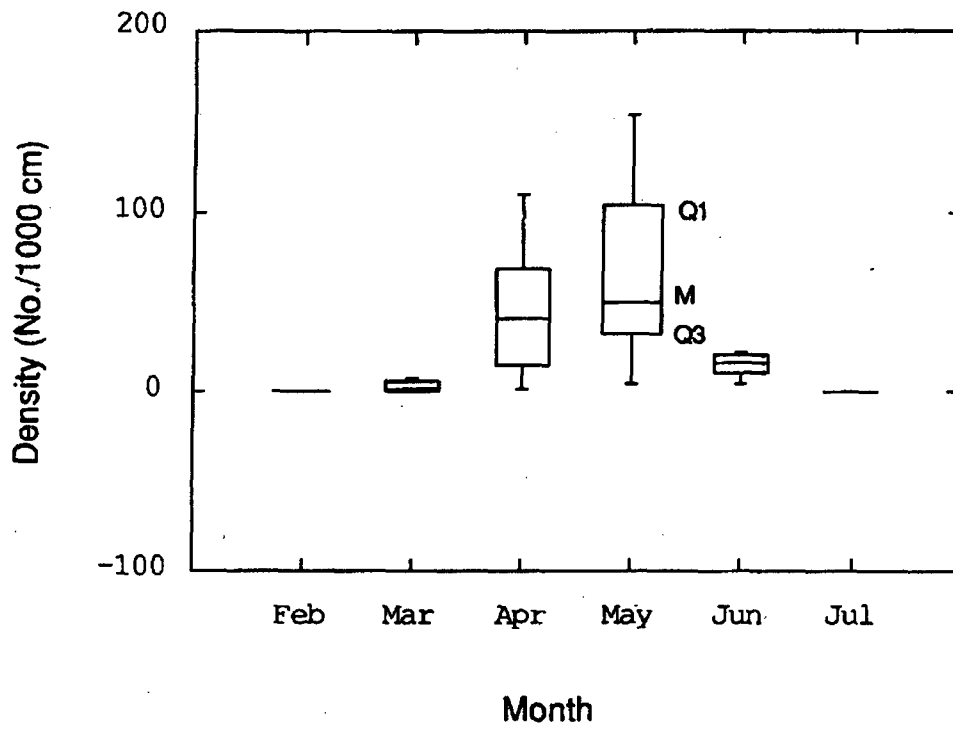


Figure 4. Box plot showing monthly median (M), first quartile (Q1), third quartile (Q3), and range of American shad ichthyoplankton densities (number/1000 cubic meters) during 1982 - 1985.

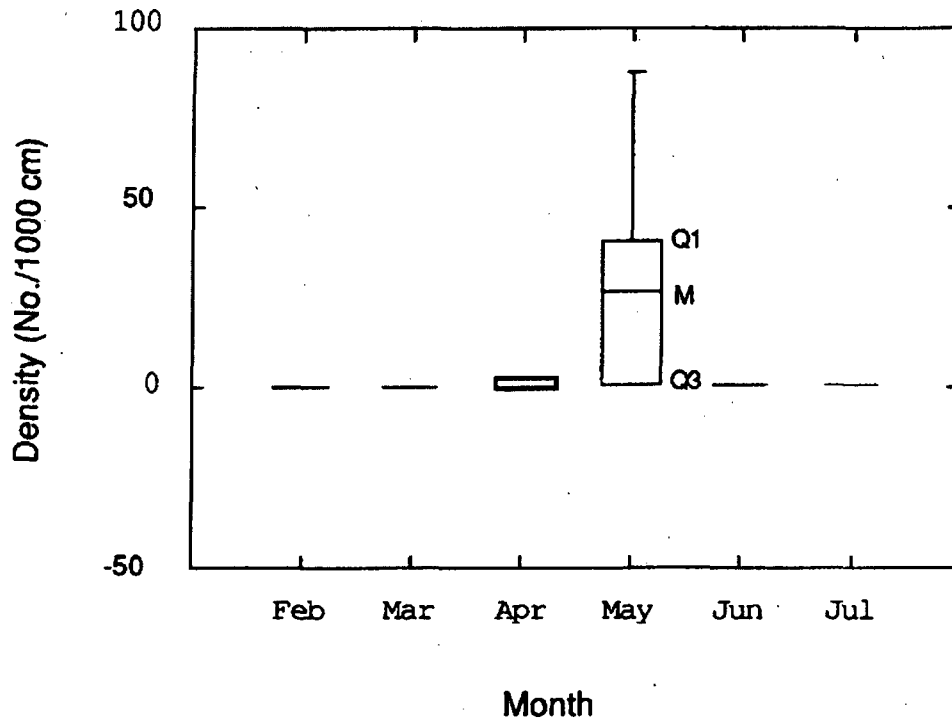


Figure 5. Box plot showing monthly median (M), first quartile (Q1), third quartile (Q3), and range of striped bass ichthyoplankton densities (number/1000 cubic meters) during 1982 - 1985.

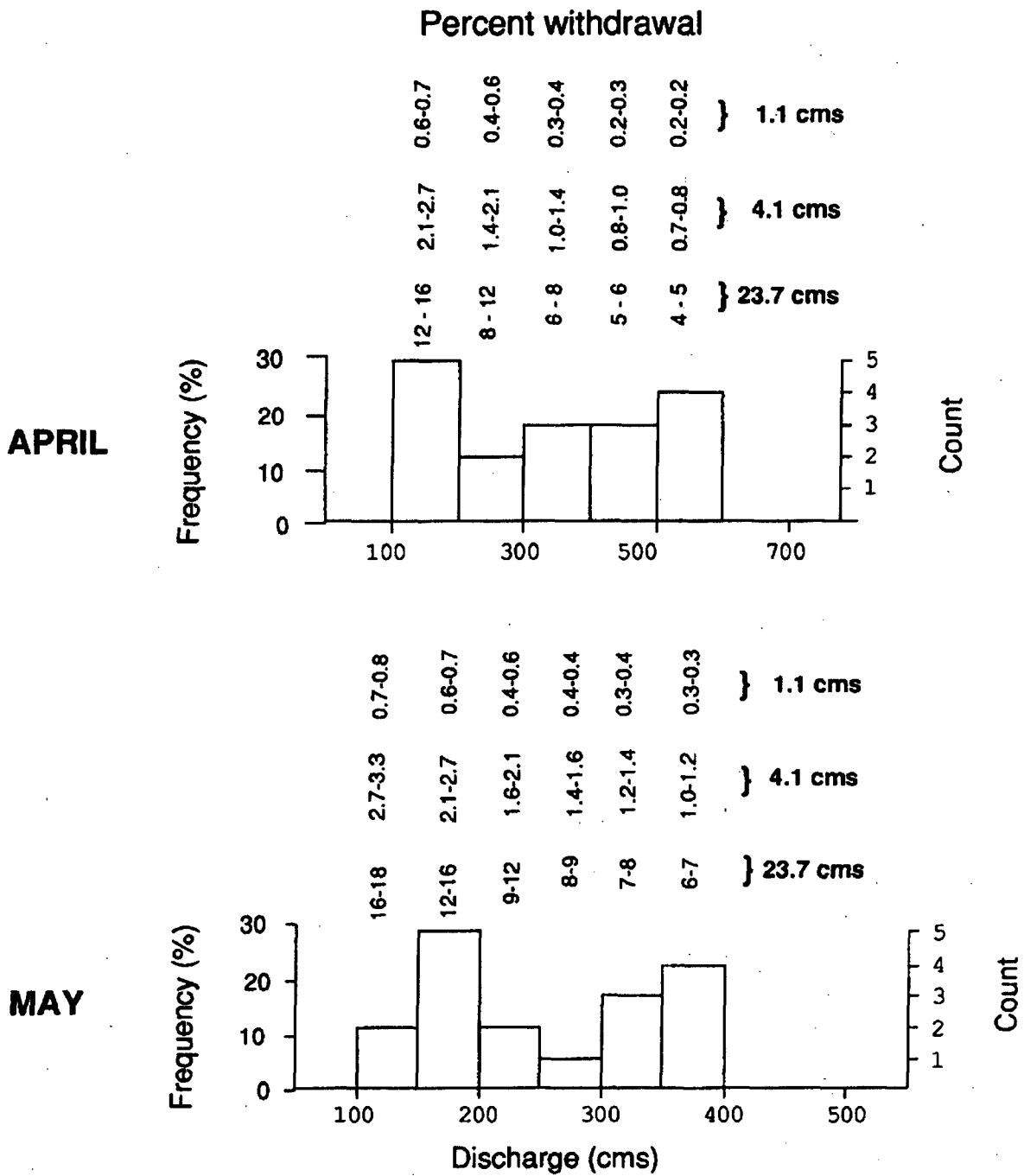


Figure 6. Frequency of occurrence of different Savannah River discharge levels during April and May 1973 - 1989 and the percentage of river water that would be withdrawn at each level assuming three rates of Savannah River water usage.

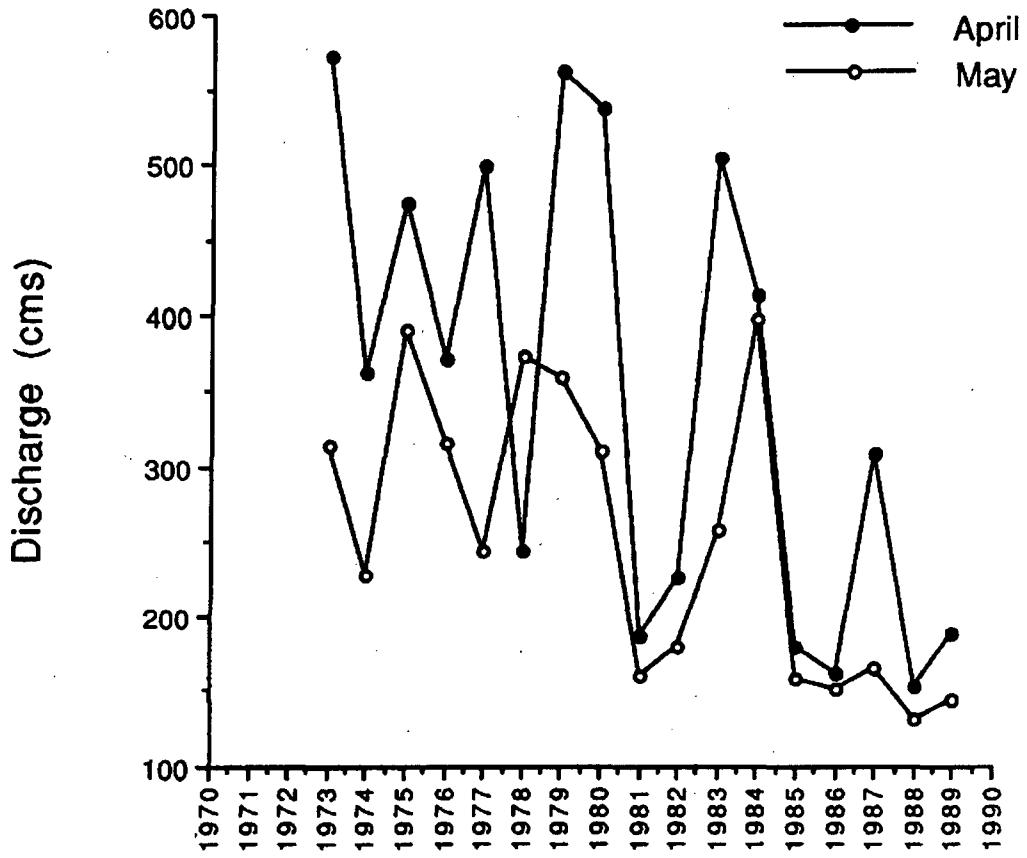


Figure 7. Average April and May discharge levels (cubic meters per second) in the Savannah River during 1973 - 1989.

Record Indexing

410960

Required with all document record copies sent to IRM/RM.

Call 5-2494 for assistance as needed.

Incomplete or incorrect forms will be returned to originator, with record, for review and correction.

Technical documents may also require OSR 14-357 Approval Sheet

PRINT or TYPE IN BLACK INK

Document Number WSRC-RP-92-1001	
Document Revision Number 0	
Type (May be internal department number)	
Type Revision Number	
Date (YY/MM/DD) 92/8/20	
Circle One <input checked="" type="radio"/> Lifetime <input type="radio"/> Nonpermanent	Retention Period (If Nonpermanent)
Classification (If Unclassified, so state. Also include UCNI.) Unclassified	
Authors M. H. Pallen	
Originating Department or Corporate Author ESS/WMET/SRTC	
Title The Influence of Savannah River Discharge and Changing SRS Cooling Water Requirements on the Potential Entrapment of Ichthyoplankton at the SRS Savannah River Intakes	
Addressee	
Keywords	
<ul style="list-style-type: none"> - Must be listed in the Master Thesaurus for acceptance - Must relate specifically to the topic covered - Should not be a repeat of the title or other items listed above - Acronyms are discouraged, for sake of accuracy - Should be unambiguous - May be up to 30 characters long; or phrases - May be a maximum of twenty (20) 	
Environmental	
Impact	
Fish	
Savannah River	
Larva	
Cooling Water	
Entrapment	