



Sibley

Sibley Memorial Hospital
5255 Loughboro Road NW
Washington DC 20016-2695
Telephone 202.537.4000

NMSS

Licensing Assistant Section
Nuclear Materials Safety Branch
U.S. Nuclear Regulatory Commission
Region 1
475 Allendale Road
King of Prussia, PA 19406-1415

RE: License Amendment Request
Sibley Memorial Hospital
NRC-08-07398-03

03014754

License Reviewers:

Please amend the above reference license to add Alan Jeffrey Kronthal, M.D. as an Authorized User of byproduct materials permitted by 10CFR 35.100 and 35.200 and to remove Robert H. Paley, M.D.

Dr. Kronthal is currently an authorized user under Inova Mount Vernon Hospital, license number 45-17187-01. A copy of Inova Mount Vernon Hospital's NRC license and a copy of Dr. Kronthal's CV is enclosed.

If there are any questions or additional information is needed, please contact myself at (202) 537-4788 or Malek Daneshvar, Health Physics Consultant, Krueger-Gilbert Health Physics, Inc. at (410) 665-5447.

Sincerely,

Jordie Keck, M.S.
Radiation Safety Officer

RECEIVED
REGION 1

2007 JUN -8 AM 11:03

140634

NMSS/RGN1 MATERIALS-002

ALAN JEFFREY KRONTHAL



EDUCATION

UNDERGRADUATE: Haverford College – B.A. in Economics, June 1983
Magna Cum Laude
Phi Beta Kappa
Honors Society in Economics

MEDICAL: University of Virginia School of Medicine, May 1987
Alpha Omega Alpha

POST GRADUATE TRAINING

INTERNSHIP: Union Memorial Hospital 1987-1988
Internal Medicine

RESIDENCY: Johns Hopkins Hospital, 1998-1992
Department of Radiology
Chief Resident, 1991-1992

FELLOWSHIP: Johns Hopkins Hospital
Body Imaging, 1992-1993

LICENSURE/CERTIFICATION

American Board of Radiology, June 1992, No. 35625
Diplomate of NBME No. 340930
CAQ Neuroradiology 11/99

PERSONAL INFORMATION WAS REMOVED
BY NRC. NO COPY OF THIS INFORMATION
WAS RETAINED BY THE NRC.

Maryland Medical License No. D42360
Virginia Medical License No. 0101-049164
District of Columbia Medical License MD000020071

EXPERIENCE

Doctors Groover, Christie, and Merritt, Radiologist
May 2005-present

WB&A Imaging, Radiologist
July 1993- January 2005
Vice President, 2002- 04
President, 2004-05

Johns Hopkins Hospital, Clinical Instructor
July 1993-99

MRI Associates of Clinton, Director
July 1999- 2002

Prince George's Hospital Center
Chairman, Department of Medical Imaging
May 2000 -Jan. 2005

Cheverly MRI, Director
May 2000- Jan. 2005

PROFESSIONAL ASSOCIATIONS

District of Columbia Metropolitan Radiological Society
Chairman, Resident Physician Section 1997-98
Chapter Secretary, 1998-2000
Vice President, 2000-01
President, 2001-02
Educational Committee, 1997-2002
Alternate Councilor, 2004
Member, GU Appropriateness Criteria Committee,
2004-present

SCIENTIFIC PRESENTATIONS

Postpartum Complications: CT Diagnosis, November
1990; Kronthal AJ, Fishman EK, Kuhlman JE.

PUBLICATIONS

Kronthal AJ, Heitmiller RF, Fishman EK, Kuhlman JE.
Mediastinal Seroma after Esophagogastrectomy. AJR 156(4): 715-6 Apr. 1991

Kronthal AJ, Kang Y, Fishman EK, Jones B, Kuhlman JE, Tempany CM.
MR Imaging in Sclerosing Mesenteritis. AJR 156(3): 517-9, Mar. 1991

Kronthal AJ, Fishman EK, Kuhlman JE, Bohlman ME.
Hepatic Infarction in Preeclampsia, Radiology 177(3):726-8, Dec. 1990

Kronthal AJ, Fishman EK, Sanders RC, Epstein JI, Kuhlman JE,
Brendler CB. Uterine Perforation Simulating Urachal Carcinoma:
CT Diagnosis. AJR 154(4): 741-3, Apr. 1990.

Kronthal AJ, Pope TL, Jr., Keats TE. Osteomyelitis of the Sternum
Secondary to Steroid Injection: Case Report. Virginia Medical 115(3):
128-9, Mar. 1988.

Kronthal AJ, Fishman EK, Gottlieb LM, Davidson NE. CT Evaluation
Of Breast Cancer: Spectrum of Disease. Critical Reviews and Diagnostic
Imaging. 34(3/4): 159-237, 1993

NRC FORM 374

U.S. NUCLEAR REGULATORY COMMISSION


PAGE 1 of 3 PAGES
Amendment No. 17

MATERIALS LICENSE

Pursuant to the Atomic Energy Act of 1954, as amended, the Energy Reorganization Act of 1974 (Public Law 93-433), and Title 10, Code of Federal Regulations, Chapter I, Parts 30, 31, 32, 33, 34, 35, 36, 39, 40, and 70, and in reliance on statements and representations heretofore made by the licensee, a license is hereby issued authorizing the licensee to receive, acquire, possess, and transfer byproduct, source, and special nuclear material designated below; to use such material for the purpose(s) and at the place(s) designated below; to deliver or transfer such material to persons authorized to receive it in accordance with the regulations of the applicable Part(s). This license shall be deemed to contain the conditions specified in Section 183 of the Atomic Energy Act of 1954, as amended, and is subject to all applicable rules, regulations, and orders of the Nuclear Regulatory Commission now or hereafter in effect and to any conditions specified below.

<p>Licensee</p> <p>1. Inova Mount Vernon Hospital</p> <p>2. 2501 Parker's Lane Alexandria, Virginia 22306</p>	<p>In accordance with the application dated October 21, 2002</p> <p>3. License No. 45-17187-01 renewed in its entirety to read as follows:</p> <p>4. Expiration Date: March 31, 2013</p> <p>5. Docket No. 90-12330</p>
---	---

<p>6. Byproduct, source, and/or special nuclear material</p> <p>A. Any byproduct material permitted by 10 CFR 35.100</p> <p>B. Any byproduct material permitted by 10 CFR 35.200</p> <p>C. Any byproduct material permitted by 10 CFR 35.300</p> <p>D. Any byproduct material permitted by 10 CFR 31.11</p>	<p>7. Chemical and/or physical form</p> <p>A. Any</p> <p>D. Preparation kits</p>	<p>8. Maximum amount that licensee may possess at any one time under this license</p> <p>A. As needed</p> <p>B. As needed</p> <p>C. 55.5 gigabecquerels (GBq) [1.5 curies (Ci)]</p> <p>D. As needed</p>
---	--	---



9. Authorized Use:

- A. Any uptake, dilution and excretion study permitted by 10 CFR 35.100.
- B. Any imaging and localization study permitted by 10 CFR 35.200.
- C. Any diagnostic study or therapy procedure permitted by 10 CFR 35.300.
- D. *In vitro* studies.

CONDITIONS

- 10. Licensed material shall be used at the licensee's facility located at 2501 Parker's Lane, Alexandria, Virginia.
- 11. The Radiation Safety Officer (RSO) for this license is Guillermo Olivoš, M.D.

FORM 374A

U.S. NUCLEAR REGULATORY COMMISSION

PAGE 2 of 3 PAGES

**MATERIALS LICENSE
 SUPPLEMENTARY SHEET**

License No.
 45-17187-01


Docket No.
 030-12330

Amendment No.
 17

12. Licensed material is only authorized for use by, or under the supervision of:

- A. Individuals permitted to work as an authorized user, authorized nuclear pharmacist, and/or authorized medical physicist in accordance with 10 CFR 35.13 and 35.14.
- B. The following individuals are authorized users for medical use as indicated:

<u>Authorized User</u>	<u>Material and Use</u>
Guillermo Olivos, M.D.	35.100; 35.200; and 35.300
Robert Ferris, M.D.	35.100; 35.200; 35.300 except Iodine-131 in quantities greater than 13 millicuries
Michael S. Usher, M.D.	35.100; 35.200; 35.300 and 31.11
John B. DeGrazia, M.D.	35.100; 35.200; 35.300 and 31.11
Paul L. Lubar, M.D.	35.100; 35.200; 35.300 and 31.11
Virnia Bhocsan, M.D.	35.100 and 35.200
Alan Kronthal, M.D.	35.100 and 35.200
Calvin Neithamer, M.D.	35.100 and 35.200
William P. O'Grady, M.D.	35.100; 35.200 and 31.11
Robert Olshaker, M.D.	35.100 and 35.200
Victor A. Bracey, M.D.	35.100 and 35.200
Steven Meyers, M.D.	35.100 and 35.200
Gurmeet Sidhu, M.D.	35.100 and 35.200



13. In addition to the possession limits in Item B, the licensee shall further restrict the possession of licensed material to quantities below the minimum limit specified in 10 CFR 30.35(d) for establishing decommissioning financial assurance.

14. The licensee shall conduct a physical inventory every six months, or at other intervals approved by the U.S. Nuclear Regulatory Commission, to account for all sources and/or devices received and possessed under the license.

FORM 374A

U.S. NUCLEAR REGULATORY COMMISSION

PAGE 3 of 3 PAGES

**MATERIALS LICENSE
SUPPLEMENTARY SHEET**

License No.
45-17187-01


Docket No.
030-12330

Amendment No.
17

- 15. Sealed sources or detector cells containing licensed material shall not be opened or sources removed from source holders by the licensee.
- 16. The licensee is authorized to transport licensed material in accordance with the provisions of 10 CFR Part 71, "Packaging and Transportation of Radioactive Material."
- 17. Except as specifically provided otherwise in this license, the licensee shall conduct its program in accordance with the statements, representations, and procedures contained in the documents, including any enclosures, listed below. This license condition applies only to those procedures that are required to be submitted in accordance with the regulations. Additionally, this license condition does not limit the licensee's ability to make changes to the radiation protection program as provided for in 10 CFR 35.26. The U.S. Nuclear Regulatory Commission's regulations shall govern unless the statements, representations, and procedures in the licensee's application and correspondence are more restrictive than the regulations.

A. Application dated October 2, 2001

B. Letter dated March 17, 2003 re: license renewal



FOR THE U. S. NUCLEAR REGULATORY COMMISSION

DATE MAR 18 2003

BY *B. A. Parker*
 Bryan A. Parker
 Region II, Division of Nuclear Materials Safety
 61 Forsyth Street, S.W., Suite 23T85
 Atlanta, Georgia 30303-8931

This is to acknowledge the receipt of your letter/application ~~dated~~ *undated*

RECEIVED 6/28/2007, and to inform you that the initial processing which includes an administrative review has been performed.

AMEND. 08-07398-03
There were no administrative omissions. Your application was assigned to a technical reviewer. Please note that the technical review may identify additional omissions or require additional information.

Please provide to this office within 30 days of your receipt of this card

A copy of your action has been forwarded to our License Fee & Accounts Receivable Branch, who will contact you separately if there is a fee issue involved.

Your action has been assigned Mail Control Number *140634*.
When calling to inquire about this action, please refer to this control number.
You may call us on (610) 337-5398, or 337-5260.