

K & K Diagnostic and Imaging, LLC
Iftekhhar Kadri, M.D.
81 Northfield Ave, Suite 102
West Orange, NJ 07052
Telephone: 973-736-2600

January 16, 2007

MS 6
J-6

2007 JAN 24 PM 12:30
RECEIVED
REGION 1

Thomas K. Thompson
Senior Health Physicist
Commercial and R&D Branch
Division of Nuclear Material Safety
United States Nuclear Regulatory Commission, Region I
475 Allendale Road
King of Prussia, Pennsylvania 19406-1415

03036783

Re: License Number: 29-30932-01
Control Number: 139823

Dear Mr. Thompson:

In reference to your letter dated January 10, 2007, I am providing the additional information, for your appropriate actions concerning the license number 29-30982-01, mail control number 139823:

Item 1:

No owner ship change has occurred.

- a. There is no transaction or merger.
- b. Only the name has been changed to include the new name.
- c. There are no new personnel working under this license.
- d. There are no changes in the organization, location, facilities, equipment or procedures related to the licensed program.
- e. There is no transfer of control. We are performing all licensed activities as required by the licensing conditions specified in license number 29-30982-01.
- f. No decommissioning necessary as the licensed activities are performed in the same facility and only a name change is included in this amendment.
- g. It is not required.
- h. Not applicable.

139823

NREG/RCM MATERIALS-002

License: 29-30982-01
Mail Control Number: 139823
Dr. Kadri
Page 2

Item 2:

Please refer to the attached written attestation by Dr. Sang O. Lee.

Item 3:

This is to confirm that a typographical error has occurred on page 20. We confirm that we will use Table N.1 instead of table P.1.

Item 4:

Typographical error on page 43: This is to confirm that we commit to following 10 CFR 35.80 (a) (4).

Item 5:

Typographical error on page 46: This is to confirm that we will follow and check dose measurement instruments as described in 10 CFR 35.60 or 10 CFR 35.63.

Items 6 and 7:

We commit to the emergency procedures as specified in Appendix V of NUREG 1556 Volume 9.

The mobile van is fitted with a security alarm. When transporting radioactive material, the van is always be in constant surveillance by the driver/technologist. While transporting radioactive material, all doors and windows are in locked position including driver's compartment. A cell phone access is provided for the driver in case of any emergency and to immediately notify the radiation safety officer. The contact numbers of emergency personnel will be located inside the van. We commit to carry extra shielded containers (a minimum of two) if byproduct material that may become detached and/or dislodged during the transportation or in an event.

The transport vehicle, including driver's compartment will be secured at all times from any unauthorized access when the vehicle is unattended.

The Van Make and Model are Dodge Sprinter.

License plate Number is VKB31Z.

License: 29-30982-01
Mail Control Number: 139823
Dr. Kadri
Page 3

Item 8:

Transportation: We commit to adopt procedures specified in Appendix V of NUREG 1556 Volume 9. We will develop, document, and implement procedures to assure that the following will take place:

Radioactive material is transported in accordance with the 49 CFR 170-189. These procedures will include:

- Use of approved packages;
- Use of approved labeling;
- Conduct of proper surveys;
- Complete and accurate shipping papers;
- Bracing of packages;
- Security provisions; and
- Written emergency instructions.

We commit to perform audits, at least annually, of transportation documentation, including shipping papers and survey reports and activities at client facilities. The radioactive material is secured at all times during transportation and use at the client's facilities.

Item 9:

We do not provide scan-in-van service. We will move our mobile gamma camera into the client's facility and perform scans within the client's facility. The client's facility will have the temporary hot lab, waiting, examining, imaging, reading, office, file storage area, fresh material storage area, toilets, closet, etc. Since we perform all activities in client's facility and only transport gamma camera and radioactive materials to the client's facility, the patients use sink and toilet facilities located at the client's facility. We will dispose all radioactive waste accordance with 10 CFR 20 Subpart K-Waste Disposal.

Please call me at 973-736-2600, or Mr. Venkata Lanka, Consulting Physicist at 908-788-4931/973-972-5305, if any additional information is required.

We request that you execute an expedited review of this amendment.

Sincerely,



Iftekhar Kadri, M.D.

Certification Board of Nuclear Cardiology


Incorporated 1996

Certifies That



Iftekhar Kadri, MD

HAVING MET THE REQUIREMENTS PRESCRIBED BY THIS BOARD
FOR PHYSICIANS TRAINED IN THE UNITED STATES
AND HAVING SATISFACTORILY PASSED THE REQUIRED EXAMINATION,
IS HEREBY DESIGNATED
A DIPLOMATE CERTIFIED IN THE SUBSPECIALTY OF
NUCLEAR CARDIOLOGY

FOR THE PERIOD 2006 - 2016



President



Secretary



CERTIFICATE NUMBER: 4748

SANG O. LEE, M.D.
81 NORTHFIELD AVENUE
WEST ORANGE, NJ 07052
973-736-2600


Nuclear Regulatory Commission
Region 1
475 Allendale Road
King of Prussia, PA 19406-1415

To Whom It May Concern:

This is to certify that Dr. Iftekhar Kadri, Administrator, and authorized user on the license 29-30982-01, has received instructions and training in the radiation safety, regulatory issues, and emergency procedures for the types of use (use of ^{99m}Tc for cardiology imaging purposes) under my supervision. This supervised training meets requirements of 35.50(c) (1), and Dr. Kadri achieved a level of knowledge sufficient to function independently as a Radiation Safety Officer for medical use license.

Should you have any questions please do not hesitate to call me.

Sincerely,


Sang O. Lee, M.D.
Radiation Safety Officer
License Number: 29-30982-01

Attachment -2

Type of Mobile Service:

Mobile Medical services: We will transport byproduct material, trained personnel, and gamma camera to a client's facility (in van use) and administer radioactive materials for diagnostic purposes at the client's facility. We are responsible for all aspects of by product material use and authorized patient administrations. All scans will be performed in the facility using the gamma camera that is transported in the van.

When providing services, the van will be located on the client's property that is under client's control.

Client's Site(s) and Address:

Dr. John P. Smith
15-01 Broadway
Fairlawn, NJ
201-794-6505

Amjad Najeer, M.D., P.C.
22 Howard Blvd., Suite 103
Mt. Arlington, NJ 07856

Keshava M. Shivashankar, M.D.
50 Newark Ave, Suite 305
Belleville, NJ 07109

Hamant Patel, M.D.
2083 Millburn Ave
Maplewood, NJ 07040

Hamant Patel, M.D.
59 Main Street
West Orange, NJ 07052

Joaquim Correia, M.D.
243 Chestnut Street, Suite 2.L
Newark, NJ 07015

Advance Cardiology, LLC
4a – Doctor Park
Hackettstown, NJ 07048