



[Home](#) > [Regional Economic Accounts](#) > [Local Area Personal Income](#) > CA04 – Personal income and employment summary

CA04 – Personal income and employment summary
















 Data Table Options



 Tools



CA04 Personal income and employment summary Windham, VT

Code	Item	2003
0010	 Personal income (\$000)	1,321,769
0011	 Nonfarm personal income 1/	1,313,460
0012	 Farm income 2/	8,309
0020	 Population (persons) 3/	44,385
0030	 Per capita personal income (dollars) 4/	29,780
	<i>Derivation of personal income (\$000)</i>	
0035	 Earnings by place of work	1,082,422
0036	 Less: Contributions for government social insurance 5/	124,499
0037	 Employee and self-employed contributions for government social insurance	66,224
0038	 Employer contributions for government social insurance	58,275
0042	 Plus: Adjustment for residence 6/	-106,458
0045	 Equals: Net earnings by place of residence	851,465
0046	 Plus: Dividends, interest, and rent 7/	237,421
0047	 Plus: Personal current transfer receipts	232,883
	<i>Components of earnings by place of work (\$000)</i>	
0050	 Wage and salary disbursements	793,820
0060	 Supplements to wages and salaries	179,863

0061	2	Employer contributions for employee pension and insurance funds	121,588
0062	2	Employer contributions for government social insurance	58,275
0070	2	Proprietors' income 8/	108,739
0071	2	Farm proprietors' income	3,247
0072	2	Nonfarm proprietors' income	105,492
<i>Employment (number of jobs)</i>			
7010	2	Total employment	33,695
7020	2	Wage and salary employment	25,431
7040	2	Proprietors employment	8,264

Footnotes for Table CA04

1. Nonfarm personal income is total personal income less farm income.
2. Farm income is farm earnings less farm employer contributions for government social insurance.
3. Midyear population estimates of the Bureau of the Census.
4. Per capita personal income is total personal income divided by total midyear population.
5. Contributions for government social insurance are included in earnings by type and industry, but they are excluded from personal income.
6. The adjustment for residence is the net inflow of the earnings of interarea commuters. For the United States, it consists of adjustments for border workers: wage and salary disbursements to U.S. residents commuting to Canada less wage and salary disbursements to Canadian and Mexican residents commuting into the United States.
7. Rental income of persons includes the capital consumption adjustment.
8. Proprietors' income includes the inventory valuation adjustment and the capital consumption adjustment.
9. Cibola, NM was separated from Valencia in June 1981, but in these estimates Valencia includes Cibola through the end of 1981.
10. La Paz County, AZ was separated from Yuma County on January 1, 1983. The Yuma, AZ MSA contains the area that became La Paz County, AZ through 1982 and excludes it beginning with 1983.
11. Estimates for 1979 forward reflect Alaska Census Areas as defined by the Census Bureau; those for prior years reflect Alaska Census Divisions as defined in the 1970 Decennial Census. Estimates from 1988 forward separate Aleutian Islands Census Area into Aleutians East Borough and Aleutians West Census Area. Estimates for 1991 forward separate Denali Borough from Yukon-Koyukuk Census Area and Lake and Peninsula Borough from Dillingham Census Area. Estimates from 1993 forward separate Skagway-Yakutat-Angoon Census Area into Skagway-Hoonah-Angoon Census Area and Yakutat Borough.
12. Shawano, WI and Menominee, WI are combined as Shawano (incl. Menominee), WI for the years prior to 1989.
13. Broomfield County, CO, was created from parts of Adams, Boulder, Jefferson, and Weld counties effective November 15, 2001. Estimates for Broomfield county begin with 2002.

- All state and local area dollar estimates are in current dollars (not adjusted for inflation).
-
- (L) Less than \$50,000, but the estimates for this item are included in the totals.
- (N) Data not available for this year.

Regional Economic Information System
Bureau of Economic Analysis
Table CA04
April 2006

[Home](#)|[Contact Us](#)|[Policies](#)|[Information Quality Guidelines](#)| [Data Dissemination Practices](#)|[Privacy Policy](#)|[FirstGov](#)

Bureau of Economic Analysis is an agency of the [U.S. Department of Commerce](#)





[Home](#) > [Regional Economic Accounts](#) > [Local Area Personal Income](#) > CA04 - Personal income and employment summary

CA04 - Personal income and employment summary

 Data Table Options



 Tools



CA04 Personal income and employment summary Franklin, MA

Code	Item	2003
0010	<input type="checkbox"/> Personal income (\$000)	2,204,959
0011	<input type="checkbox"/> Nonfarm personal income 1/	2,197,692
0012	<input type="checkbox"/> Farm income 2/	7,267
0020	<input type="checkbox"/> Population (persons) 3/	72,004
0030	<input type="checkbox"/> Per capita personal income (dollars) 4/	30,623
	<i>Derivation of personal income (\$000)</i>	
0035	<input type="checkbox"/> Earnings by place of work	1,198,449
0036	<input type="checkbox"/> Less: Contributions for government social insurance 5/	121,349
0037	<input type="checkbox"/> Employee and self-employed contributions for government social insurance	64,629
0038	<input type="checkbox"/> Employer contributions for government social insurance	56,720
0042	<input type="checkbox"/> Plus: Adjustment for residence 6/	371,491
0045	<input type="checkbox"/> Equals: Net earnings by place of residence	1,448,591
0046	<input type="checkbox"/> Plus: Dividends, interest, and rent 7/	316,139
0047	<input type="checkbox"/> Plus: Personal current transfer receipts	440,229
	<i>Components of earnings by place of work (\$000)</i>	
0050	<input type="checkbox"/> Wage and salary disbursements	861,536
0060	<input type="checkbox"/> Supplements to wages and salaries	200,210

0061	?	Employer contributions for employee pension and insurance funds	143,490
0062	?	Employer contributions for government social insurance	56,720
0070	?	Proprietors' income 8/	136,703
0071	?	Farm proprietors' income	387
0072	?	Nonfarm proprietors' income	136,316
<i>Employment (number of jobs)</i>			
7010	?	Total employment	40,089
7020	?	Wage and salary employment	29,510
7040	?	Proprietors employment	10,579

Footnotes for Table CA04

1. Nonfarm personal income is total personal income less farm income.
2. Farm income is farm earnings less farm employer contributions for government social insurance.
3. Midyear population estimates of the Bureau of the Census.
4. Per capita personal income is total personal income divided by total midyear population.
5. Contributions for government social insurance are included in earnings by type and industry, but they are excluded from personal income.
6. The adjustment for residence is the net inflow of the earnings of interarea commuters. For the United States, it consists of adjustments for border workers: wage and salary disbursements to U.S. residents commuting to Canada less wage and salary disbursements to Canadian and Mexican residents commuting into the United States.
7. Rental income of persons includes the capital consumption adjustment.
8. Proprietors' income includes the inventory valuation adjustment and the capital consumption adjustment.
9. Cibola, NM was separated from Valencia in June 1981, but in these estimates Valencia includes Cibola through the end of 1981.
10. La Paz County, AZ was separated from Yuma County on January 1, 1983. The Yuma, AZ MSA contains the area that became La Paz County, AZ through 1982 and excludes it beginning with 1983.
11. Estimates for 1979 forward reflect Alaska Census Areas as defined by the Census Bureau; those for prior years reflect Alaska Census Divisions as defined in the 1970 Decennial Census. Estimates from 1988 forward separate Aleutian Islands Census Area into Aleutians East Borough and Aleutians West Census Area. Estimates for 1991 forward separate Denali Borough from Yukon-Koyukuk Census Area and Lake and Peninsula Borough from Dillingham Census Area. Estimates from 1993 forward separate Skagway-Yakutat-Angoon Census Area into Skagway-Hoonah-Angoon Census Area and Yakutat Borough.
12. Shawano, WI and Menominee, WI are combined as Shawano (incl. Menominee), WI for the years prior to 1989.
13. Broomfield County, CO, was created from parts of Adams, Boulder, Jefferson, and Weld counties effective November 15, 2001. Estimates for Broomfield county begin with 2002.

- ▣ All state and local area dollar estimates are in current dollars (not adjusted for inflation).
- ▣
- ▣ (L) Less than \$50,000, but the estimates for this item are included in the totals.
- ▣ (N) Data not available for this year.

Regional Economic Information System
Bureau of Economic Analysis
Table CA04
April 2006

[Home](#)|[Contact Us](#)|[Policies](#)|[Information Quality Guidelines](#)|[Data Dissemination Practices](#)|[Privacy Policy](#)|[FirstGov](#)

Bureau of Economic Analysis is an agency of the [U.S. Department of Commerce](#)





CA04 – Personal income and employment summary

 Data Table Options



 Tools



CA04 Personal income and employment summary Cheshire, NH

Code	Item	2003
0010	<input type="checkbox"/> Personal income (\$000)	2,307,399
0011	<input type="checkbox"/> Nonfarm personal income 1/	2,300,620
0012	<input type="checkbox"/> Farm income 2/	6,779
0020	<input type="checkbox"/> Population (persons) 3/	76,155
0030	<input type="checkbox"/> Per capita personal income (dollars) 4/	30,299
	<i>Derivation of personal income (\$000)</i>	
0035	<input type="checkbox"/> Earnings by place of work	1,520,458
0036	<input type="checkbox"/> Less: Contributions for government social insurance 5/	167,834
0037	<input type="checkbox"/> Employee and self-employed contributions for government social insurance	92,451
0038	<input type="checkbox"/> Employer contributions for government social insurance	75,383
0042	<input type="checkbox"/> Plus: Adjustment for residence 6/	221,147
0045	<input type="checkbox"/> Equals: Net earnings by place of residence	1,573,771
0046	<input type="checkbox"/> Plus: Dividends, interest, and rent 7/	413,096
0047	<input type="checkbox"/> Plus: Personal current transfer receipts	320,532
	<i>Components of earnings by place of work (\$000)</i>	
0050	<input type="checkbox"/> Wage and salary disbursements	1,094,122
0060	<input type="checkbox"/> Supplements to wages and salaries	236,630

0061	?	Employer contributions for employee pension and insurance funds	161,247
0062	?	Employer contributions for government social insurance	75,383
0070	?	Proprietors' income 8/	189,706
0071	?	Farm proprietors' income	-1,874
0072	?	Nonfarm proprietors' income	191,580
<i>Employment (number of jobs)</i>			
7010	?	Total employment	45,903
7020	?	Wage and salary employment	35,639
7040	?	Proprietors employment	10,264

Footnotes for Table CA04

1. Nonfarm personal income is total personal income less farm income.
2. Farm income is farm earnings less farm employer contributions for government social insurance.
3. Midyear population estimates of the Bureau of the Census.
4. Per capita personal income is total personal income divided by total midyear population.
5. Contributions for government social insurance are included in earnings by type and industry, but they are excluded from personal income.
6. The adjustment for residence is the net inflow of the earnings of interarea commuters. For the United States, it consists of adjustments for border workers: wage and salary disbursements to U.S. residents commuting to Canada less wage and salary disbursements to Canadian and Mexican residents commuting into the United States.
7. Rental income of persons includes the capital consumption adjustment.
8. Proprietors' income includes the inventory valuation adjustment and the capital consumption adjustment.
9. Cibola, NM was separated from Valencia in June 1981, but in these estimates Valencia includes Cibola through the end of 1981.
10. La-Paz County, AZ was separated from Yuma County on January 1, 1983. The Yuma, AZ MSA contains the area that became La Paz County, AZ through 1982 and excludes it beginning with 1983.
11. Estimates for 1979 forward reflect Alaska Census Areas as defined by the Census Bureau; those for prior years reflect Alaska Census Divisions as defined in the 1970 Decennial Census. Estimates from 1988 forward separate Aleutian Islands Census Area into Aleutians East Borough and Aleutians West Census Area. Estimates for 1991 forward separate Denali Borough from Yukon-Koyukuk Census Area and Lake and Peninsula Borough from Dillingham Census Area. Estimates from 1993 forward separate Skagway-Yakutat-Angoon Census Area into Skagway-Hoonah-Angoon Census Area and Yakutat Borough.
12. Shawano, WI and Menominee, WI are combined as Shawano (incl. Menominee), WI for the years prior to 1989.
13. Broomfield County, CO, was created from parts of Adams, Boulder, Jefferson, and Weld counties effective November 15, 2001. Estimates for Broomfield county begin with 2002.

- ▣ All state and local area dollar estimates are in current dollars (not adjusted for inflation).
- ▣
- ▣ (L) Less than \$50,000, but the estimates for this item are included in the totals.
- ▣ (N) Data not available for this year.

Regional Economic Information System
Bureau of Economic Analysis
Table CA04
April 2006

[Home](#)|[Contact Us](#)|[Policies](#)|[Information Quality Guidelines](#)| [Data Dissemination Practices](#)|[Privacy Policy](#)|[FirstGov](#)

Bureau of Economic Analysis is an agency of the [U.S. Department of Commerce](#)

