

Zoom Imaging, LP

3445 High Point Boulevard, Suite 300
Bethlehem, PA 18017

RECEIVED
REGION 1

2007 JAN -3 PM 1: 47

NMSBI

610 861 3080 office
610 861 3084 fax
www.zoomimaging.com

December 29, 2006

NRC License No: 37-31034-01
DER License No: PA-0966

03036908

Licensing Assistant Section
Nuclear Materials Safety Branch
U.S. Nuclear Regulatory Commission, Region I
475 Allendale Road
King of Prussia, PA 19406-1415

Michael I. Rothman, MD

Gregg D. Schubach, MD

Joel D. Neuman, MD

Theresa M. Fink
Director of Operations


To Whom It May Concern:

We have discontinued providing diagnostic Nuclear Medicine procedures under the facilities radioactive materials licenses as of 12/29/06. Therefore, we are requesting that our both our NRC and DEP Radioactive Material Licenses be terminated.

Enclosed you will find NRC form 314 – Certificate of Disposition of Materials, and all associated information required for license termination.

If you require any additional information with regard to our request to terminate our license, please feel free to contact us.

Sincerely,



Theresa M. Fink
Director of Operations

139919

NMSB/RON MATERIALS-002



NRC FORM 314 <small>(7-2001) 10 CFR 30.36(k)(1), 40.42(k)(1), 70.38(j)(1); and 72.54(k)(1)</small>	U.S. NUCLEAR REGULATORY COMMISSION	APPROVED BY OMB: NO. 3150-0028 <small>Estimated burden per response to comply with this mandatory collection request: 30 minutes. This submital is used by NRC as part of the basis for its determination that the facility is released for unrestricted use. Send comments regarding burden estimate to the Records Management Branch (1-6 EB), U.S. Nuclear Regulatory Commission, Washington, DC 20555-0001, or by internet e-mail to bjs1@nrc.gov, and to the Desk Officer, Office of Information and Regulatory Affairs, NEOB-10202, (3150-0028), Office of Management and Budget, Washington, DC 20503. If a means used to impose an information collection does not display a currently valid OMB control number, the NRC may not conduct or sponsor, and a person is not required to respond to, the information collection.</small>
CERTIFICATE OF DISPOSITION OF MATERIALS		

LICENSEE NAME AND ADDRESS Zoom Imaging 3445 High Point Boulevard, Suite 300 Bethlehem, Pennsylvania 18017	LICENSE NUMBER 37-31034-01 (PA 6556)	DOCKET NUMBER 03036908
LICENSE EXPIRATION DATE 05/31/2015		

This license has expired. **A. LICENSE STATUS (Check the appropriate box)**
 This license has not yet expired; please terminate it.

B. DISPOSAL OF RADIOACTIVE MATERIAL

(Check the appropriate boxes and complete as necessary. If additional space is needed, provide attachments)

The licensee, or any individual executing this certificate on behalf of the licensee, certifies that:

1. No radioactive materials have ever been procured or possessed by the licensee under this license.

2. All activities authorized by this license have ceased, and all radioactive materials procured and/or possessed by the licensee under this license number cited above have been disposed of in the following manner.

a. Transfer of radioactive materials to the licensee listed below:
 North American Scientific, Inc., 7435 Greenbush Ave., North Hollywood, CA 91605 (Sealed Sources Only)

b. Disposal of radioactive materials:

1. Directly by the licensee:
 All waste materials were monitored after greater than 10 half-lives and found to be less than or equal to background levels when measured with a low level G.M. survey meter.

2. By licensed disposal site:

3. By waste contractor:

c. All radioactive materials have been removed such that any remaining residual radioactivity is within the limits of 10 CFR Part 20, Subpart E, and is ALARA.

C. SURVEYS PERFORMED AND REPORTED

1. A radiation survey was conducted by the licensee. The survey confirms:

a. the absence of licensed radioactive materials

b. that any remaining residual radioactivity is within the limits of 10 CFR 20, Subpart E, and is ALARA.

2. A copy of the radiation survey results:

a. is attached; or b. is not attached (Provide explanation); or c. was forwarded to NRC on: _____ Date

3. A radiation survey is not required as only sealed sources were ever possessed under this license, and

a. The results of the latest leak test are attached; and/or b. No leaking sources have ever been identified.


The person to be contacted regarding the information provided on this form:

NAME Samuel L. Payne, M.S.	TITLE Radiation Safety Officer, Zoom Imaging	TELEPHONE (Include Area Code) (570) 477-3925	E-MAIL ADDRESS smpayne@epix.net
-------------------------------	---	---	------------------------------------

Mail all future correspondence regarding this license to:
 Zoom Imaging, 3650 Nazareth Pike, PMB 136, Bethlehem, PA 18020-1115 Phone: (610)567-7700

C. CERTIFYING OFFICIAL

I CERTIFY UNDER PENALTY OF PERJURY THAT THE FOREGOING IS TRUE AND CORRECT

PRINTED NAME AND TITLE Theresa M. Fink, Director of Operations	SIGNATURE 	DATE 12/29/2006
---	---	--------------------

WARNING: FALSE STATEMENTS IN THIS CERTIFICATE MAY BE SUBJECT TO CIVIL AND/OR CRIMINAL PENALTIES. NRC REGULATIONS REQUIRE THAT SUBMISSIONS TO THE NRC BE COMPLETE AND ACCURATE IN ALL MATERIAL RESPECT. 18 U.S.C. SECTION 1001 MAKES IT A CRIMINAL OFFENSE TO MAKE A WILLFULLY FALSE STATEMENT OR REPRESENTATION TO ANY DEPARTMENT OR AGENCY OF THE UNITED STATES AS TO ANY MATTER WITHIN ITS JURISDICTION.

**Zoom Imaging
3445 High Point Boulevard
Suite 300
Bethlehem, Pennsylvania 18017**

**License Termination Survey
Department of Nuclear Medicine**

Date: December 29, 2006

This report is submitted in keeping with Nuclear Regulatory Commission Regulations:
Guidelines for Decontaminations of Facilities and Equipment Prior to Release for Unrestricted Use.

The Closeout Survey was conducted to close out the entire Department of Nuclear Medicine for Zoom Imaging, Bethlehem, Pennsylvania, NRC License No.: 37-31034-01 and DEP License No: PA-0966.

This survey was conducted utilizing multiple wipe test samples utilizing soft absorbent paper over 100 cm. sq. areas made at various locations throughout the department (see area map attached). Room surveys for ambient radiation exposure levels were also made utilizing an GM Meter.

Survey Results:

All areas wiped and surveyed for ambient exposure levels reveal that no residual contamination was detected in excess of 1000 dpm Beta or Gamma per 100 sq. cm. Refer to attached survey. All areas were indistinguishable from normal background measurements.

It is therefore recommended that this area be released for use as an unrestricted area.

Survey by:



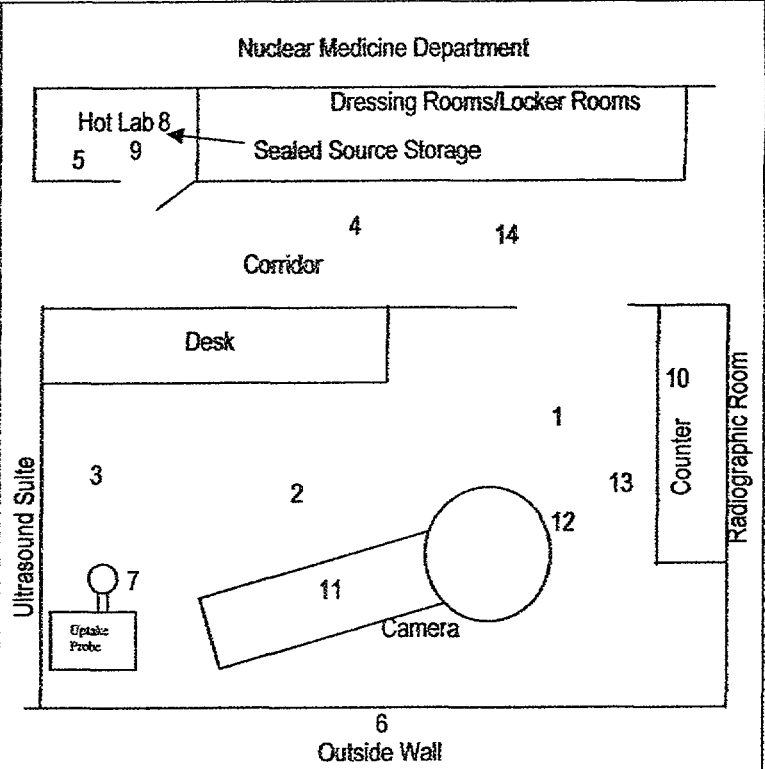
Samuel L. Payne, M.S., R.S.O.
Consultant Radiation Physicist

Zoom Imaging, LP
 NRC License No.: 37-31034-01
 PA Licens No.: PA-0966

License Termination Survey Results

December 29, 2006

Location:		Removable Contamination dpm/100 cm ²	Area Survey (mR/hr)
1	Floor	24	0.03
2	Floor	11	0.03
3	Floor	-27	0.03
4	Corridor Floor	3	0.03
5	Hot Lab Floor	-39	0.03
6	Outside Wall	43	0.02
7	Uptake Probe	-14	0.03
8	Sealed source storage	23	0.03
9	Counter	-7	0.03
10	Counter	-34	0.03
11	Camera Table	-15	0.02
12	Camera Head	11	0.03
13	Under counter storage	52	0.03
14	Hallway	-21	0.03
15	Hot Lab	9	0.03



Monitoring Equipment
Survey Instrument: Ludlum Model 14C S/N: 219334
Calibration Date: 07/18/06 **Background:** .03 mR/hr
Well Counter:
 Capintec CRC-15W S/N: 171396

Survey by: 
 Samuel L. Payne, M.S., RSO

This is to acknowledge the receipt of your letter/application dated

12/28/2006, and to inform you that the initial processing which includes an administrative review has been performed.

TEAM. 37-31034-01
There were no administrative omissions. Your application was assigned to a technical reviewer. Please note that the technical review may identify additional omissions or require additional information.

Please provide to this office within 30 days of your receipt of this card

A copy of your action has been forwarded to our License Fee & Accounts Receivable Branch, who will contact you separately if there is a fee issue involved.

Your action has been assigned **Mail Control Number** 139919.
When calling to inquire about this action, please refer to this control number.
You may call us on (610) 337-5398, or 337-5260.