

WSESU ANNUAL REPORT 2005-2006

53 Green Street
 Brattleboro, Vermont 05301
 802-254-3730 (Phone) 802-254-3733 (Fax)
<http://www.wssu.k12.vt.us>



OVERVIEW

Ron Stahley, Superintendent of Schools

The Windham Southeast Supervisory Union has the administrative responsibility for the town school districts of Brattleboro, Dummerston, Guilford, Putney, Vernon, and Early Education Services of the WSESU. Also within the WSESU is the Brattleboro Union High School District #6. The schools included in BUHS #6 are the Brattleboro Area Middle School, Brattleboro Union High School and the Windham Regional Career Center.

The general supervision of the supervisory union falls to the superintendent of schools who is appointed by the local school boards. Each of our towns constitutes a school district with an elected board that establishes policy and presents the annual spending plan to the voters for approval. The superintendent works in conjunction with the WSESU Business Administrator and district principals on the budget development process and the administration of the spending plans. This process involves a comprehensive educational program and staffing review as well as coordination of services and programs within the district and schools.

The superintendent works closely with each local school board advising on legal issues, legislative updates, funding and other resources available to the district. The superintendent provides educational leadership in the areas of policy development and implementation, curriculum and professional development, teacher supervision and evaluation, collaborative negotiations and contract administration, strategic planning and educational program development.

The WSESU mission *is to develop students capable of thoughtful engagement in their own civic, economic and personal development, who will be successful members of society.* In order to fulfill our mission, the following district goals have been established to support school action plans, administrative team goals, and individual professional goals.

In order to fulfill the WSESU mission, the following district goals have been established to guide school action plans, administrative team goals, and individual professional goals:

LEARNING ENVIRONMENTS

Safe and Healthy Schools

- All students will have access to equal educational opportunities in safe and healthy environments.

Curriculum, Instruction, and Assessment


- All students will show annual progress in meeting the Vermont Standards.
- WSESU personnel will work to reduce the achievement gap between low-performing and high-performing students by accelerating achievement of low-performing students.

PUBLIC ENGAGEMENT & COMMUNICATION

- There will be a high level of family and public engagement in the education process.

LEADERSHIP

- Members of the school community will demonstrate positive, respectful and supportive behaviors that are characteristic of a climate that nurtures a sense of pride and ownership in the school.



BUSINESS OFFICE

Jim Kane, WSESU Business Administrator, supervises the management of the financial affairs of the schools. He is the key advisor to the superintendent of schools on all questions relating to the business and financial affairs of the district. He assumes responsibility for budget development and long-range financial planning for individual school districts and administers a budget control system for the combined \$30 million budgets of the Windham Southeast Supervisory Union.

The business administrator establishes and supervises all accounting operations. This includes establishing and supervising a program of accounting adequate to record in detail all money, credit transactions and payroll. His office supervises the collection, safekeeping, and distribution of all funds in the district.

Another key function of this office includes the supervision of the district's supporting services, including plant and property services, purchasing, food services, and business services. He also assists with the development of facility expansion programs and supervision of planned construction.

The business administrator, in conjunction with the superintendent, clarifies and explains the financial concerns of the district to the community.

Windham Southeast Supervisory Union Member District Annual Report - Financial Summary Operating Budget, Special Programs and Grants

Revenue Assessments	2004-2005 ACTUAL	2005-2006 BUDGET	2006-2007 PROPOSED
Brattleboro	\$ 579,950	\$ 670,966	\$ 614,809
B.U.H.S. #6	508,908	669,743	864,661
Dummerston	122,917	131,344	140,894
Guilford	109,413	126,163	122,075
Putney	149,265	168,664	163,281
Vernon	153,525	161,764	162,542
<u>Tuition</u>	2,352,854	2,788,267	2,848,524
Early Essential Education Program	356,768	481,716	508,779
<u>Intergovernmental</u>	3,120,279	3,030,196	3,121,102
Restricted Grand Funds	196,231	96,161	109,000
Interest	14,597	4,000	7,000
Sather Fund	7,232	0	0
Other Local	0	3,000	2,500
Asian Studies	191,474	0	0
Total Revenue	\$7,863,413	\$8,331,984	\$8,665,167
Expenditures			
Special Education	\$ 271,888	\$ 296,580	\$ 300,478
Title I/Special Services	339	18,104	18,500
Speech	14,726	157,183	176,516
Administrative Support	222,995	181,953	213,968
Superintendent	124,390	124,326	127,902
School Improvement	136,086	175,935	188,736
Admin. Secretary/Personnel	168,652	182,506	182,584

Business Administrator	120,547	119,466	123,760
Other Fiscal Services	336,067	337,543	386,587
District Wide	549	1,900	1,500
Technology Coordinator	80,715	90,552	105,193
Operations & Maintenance	72,173	75,723	79,450
English as a Second Language	0	270,034	281,588
Special Projects (Grants)	3,404,372	3,030,196	3,121,102
Special Class Programs	2,354,480	2,788,267	2,848,524
Early Essential Education Program	357,206	481,716	508,779
Sather Fund	* 6,752	0	0
Asian Studies	* 191,476	0	0
Total Expenditures	\$7,863,413	\$8,331,984	\$8,665,167

* Grants/Endowment

**District Education Spending Per Equalized Student
Act 68 Comparison
(Based on Proposed Budgets for 2006-2007 as of 2/03/2006)**

<u>District</u>	<u>Estimated 2006-2007 Spending Per Equalized Pupil (a)</u>	<u>Equalized Pupils</u>	<u>Estimated District Spending Adjustment</u>	<u>Estimated Income Sensitivity</u>
Brattleboro	\$11,590	1,689.86	173.973%	3.13%
Dummerston	\$12,699	262.75	202.550%	3.65%
Guilford	\$11,323	319.95	166.043%	2.99%
Putney	\$11,168	337.81	165.083%	2.97%
Vernon	\$11,117	431.13	160.164%	2.89%
State Average	N/A	N/A	N/A	N/A

(a) Excludes eligible debt service

Special Education Aid Distribution FY '05

<u>District</u>	<u>Block Grant</u>	<u>Intensive Aid</u>	<u>Extraordinary Aid</u>	<u>State Placed</u>	<u>EEE State</u>	<u>IDEA Federal</u>	<u>Total Aid</u>
Brattleboro	\$472,320.00	\$2,727,477.00	\$11,469.60	\$194,637.00	\$64,338.00	\$269,129.00	\$3,739,370.60
Dummerston	76,591.00	267,042.00	18,130.50	0.00	9,469.00	23,203.00	394,435.50
Guilford	94,696.00	264,734.00	3,384.00	30,371.00	10,920.00	27,455.00	431,560.00
Putney	102,876.00	491,327.00	34,486.20	0.00	18,306.00	36,638.00	683,633.20
Vernon	118,148.00	261,230.00	23,117.40	49,550.00	19,884.00	34,192.00	506,121.40
BUHS #6	0.00	0.00	0.00	0.00	0.00	126,164.00	126,164.00
Total	\$864,631.00	\$4,011,810.00	\$90,587.70	\$274,558.00	\$122,917.00	516,781.00	\$5,881,284.70

FY '04 CURRENT EXPENDITURE DATA BY FUNCTION CODE

	<u>WSESU</u>	<u>Brattleboro</u>	<u>Dummerston</u>	<u>Guilford</u>	<u>Putney</u>	<u>Vernon</u>	<u>BUHS #6</u>	<u>State</u>
Instruction	45.15%	57.18%	65.73%	65.51%	69.24%	59.94%	66.86%	61.73%
Pupil Support Services	16.43%	6.07%	5.42%	6.02%	5.41%	3.74%	6.86%	7.67%
Instructional Staff Support	10.30%	2.57%	2.96%	2.99%	3.17%	2.90%	2.12%	3.82%
General Administration	11.94%	0.40%	0.33%	0.54%	0.25%	0.93%	0.92%	2.61%
School Administration	5.05%	3.86%	6.24%	4.96%	5.65%	4.75%	7.26%	7.22%
Student Transportation	0.00%	3.33%	7.59%	5.45%	5.15%	7.51%	3.05%	3.45%
Other Services	11.13%	26.59%	11.73%	14.53%	11.13%	20.23%	12.93%	13.50%
Total Allocation	100.00%	100.00%	100.00%	100.00%	100.00%	100.00%	100.00%	100.00%

WINDHAM SOUTHEAST SUPERVISORY UNION SUB* GRANTS FY '05

<u>District</u>	<u>Federal IDEA Spec Ed</u>	<u>Federal Title I</u>	<u>EPSDT Medicaid</u>	<u>Base SE IEP Medicaid</u>	<u>Supplemental SE IEP Medicaid</u>	<u>Total</u>
Brattleboro	\$269,129	\$454,822	\$ 18,566	\$ 60,000	\$ 71,921	\$ 874,428
Brattleboro EES Pre-School	0	20,000	0	0	0	20,000
BUHS #6	126,164	256,375	25,000	0	41,000	448,539
Dummerston	23,203	0	33,000	10,000	18,900	85,103
Guilford	27,455	0	25,112	10,000	12,717	75,284
Putney	36,638	105,515	21,206	10,000	12,449	185,808
Vernon	34,192	0	28,700	10,000	10,000	82,892
TOTAL	\$516,781	\$836,712	\$151,574	\$100,000	\$166,987	\$1,772,054

*Grant funds paid out to member districts and other organizations

CURRICULUM AND ASSESSMENT

Anne Rider and Paul Smith, Coordinators

In order to fulfill its mission, the WSESU Office of Curriculum and Assessment works to provide assistance to teachers and administrators throughout the supervisory union. Our work falls into the following areas:

- **Curriculum Development and Implementation:** Curriculum and Assessment facilitates groups of teachers and administrators in writing curriculum frameworks based on standards found in the Vermont Framework and adopted by the supervisory union. We are continuing to develop the *WSESU Learning Framework*, according to our implementation plan.
- **Professional Development:** Professional development opportunities for teachers and administrators that will support our goals are organized and promoted.
- **Assessment:** As part of the implementation of the WSESU Comprehensive Assessment Plan, Curriculum and Assessment facilitates teachers in the development of standards-based classroom and local assessments; assists in the administration, data gathering and interpretation of results from statewide assessments; assists in the implementation of the WSESU Mathematics Problem Solving and Writing Portfolio Systems and provides guidelines for grading and reporting.
- **Public Engagement:** The Office of Curriculum & Assessment makes presentations to school boards and other groups, provides articles for the *WSESU Newsletter*, and maintains the district's website.
- **Administration of Title I Funds:** These monies provide local schools with extra resources to help improve instruction in high poverty areas and ensure that all children have the same opportunity to meet challenging state academic standards.
- **Administration of the No Child Left Behind Act (NCLB):** This legislation reauthorizes the *Elementary and Secondary Educational Act* and incorporates reforms in assessment, accountability, and school improvement. The law requires states to develop standards in reading and math, and assessments linked to those standards for all students in grades 3-8, and at least once during grades 10-12.
- **Administration and Coordination of the Consolidated Federal Grants Program:** This includes writing grants for Professional Development, Technology, Innovative Programs and Safe & Drug Free Schools.

The Office of Curriculum and Assessment keeps track of student performance on yearly statewide assessments in Reading, Writing, Mathematics and Science. Results that include Spring 2002 data are presented below. More information about student assessments is available at the WSESU web site www.wssu.k12.vt.us and at the state web site www.state.vt.us/educ

Results for the Grade 2 Developmental Reading Assessment (averaged over three years) are presented below. The numbers indicate the percentage of students who met or exceeded the standard.

Developmental Reading Assessment 2003-2005

<u>School</u>	<u>%</u>
Academy	80
Green Street	69
Oak Grove	72
Dummerston	78
Guilford	100
Putney	85
Vernon	89
WSESU Average	80
State Average	82

**2002-2004 Cumulative Scores
Percentage of Students Meeting or Exceeding Standard**

Scores for the New Standards Reference Examination Reading/Writing Assessment and Mathematics Assessment are presented below. Numbers represent the percentage of students meeting or exceeding the standard, averaged over the last three years of testing.

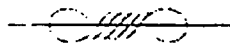
RBU = Reading—Basic Understanding	MS = Math Skills
RAI = Reading—Analysis and Interpretation	MC = Math Concepts
WE = Writing Effectiveness	MPS = Math Problem Solving
WC = Writing Conventions (Grammar, Usage & Mechanics)	

While individual school scores vary from test to test, average scores for the district (WSESU) are consistently above state averages. As well, scores are generally higher for more basic skill assessments (RBU, WC, MS) than they are for more abstract thinking skill assessments (RAI, WE, MC, MPS).

<u>School (Grade)</u>	<u>RBU</u>	<u>RAI</u>	<u>WE</u>	<u>WC</u>	<u>MS</u>	<u>MC</u>	<u>MPS</u>
Academy (4)	76	61	56	50	62	35	32
Green St. (4)	89	80	71	85	84	73	76
Oak Grove (4)	70	62	39	44	56	36	27
Dummerston (4)	88	80	78	77	88	72	82
Guilford (4)	80	64	39	53	61	36	17
Putney (4)	89	83	71	79	84	63	51
Vernon (4)	82	70	67	66	73	42	34
WSESU Average (4)	82	71	60	63	71	49	44
State Average (4)	81	69	63	61	73	48	41
BAMS (8)	66	40	67	54	74	49	52
Dummerston (8)	72	38	60	49	86	52	61
Guilford (8)	69	42	62	59	73	53	51
Putney (8)	83	66	87	70	91	70	77
WSESU Average (8)	70	44	68	56	78	52	55
State Average (8)	66	40	66	53	69	40	46
BUHS (10)	51	43	38	69	66	45	38
State Average (10)	53	46	46	75	63	41	39

In the fall of 2005, the State of Vermont began testing all students in grades 3-8 in Reading and Mathematics. As well, students in grades 5 and 8 were tested in Writing. These new tests were developed in collaboration with the states of New Hampshire and Rhode Island, and make up the New England Common Assessment Program (NECAP). These NECAP assessments will be given on a yearly basis in October, and replace the New Standards Reference Examinations (NSRE) previously given in grades 4 and 8. Results from the NECAP assessments will be provided in subsequent editions of this Annual Report.

Results from the NSRE given at grade 10 will continue to be provided until replaced by a high school assessment to be developed by Vermont, New Hampshire and Rhode Island.



SPECIAL EDUCATION

Deborah Merchant, Director of Family and Instructional Support Services
Conrad Dumas, Special Education Coordinator

254-3748 ~ 254-3749 (phone/fax)

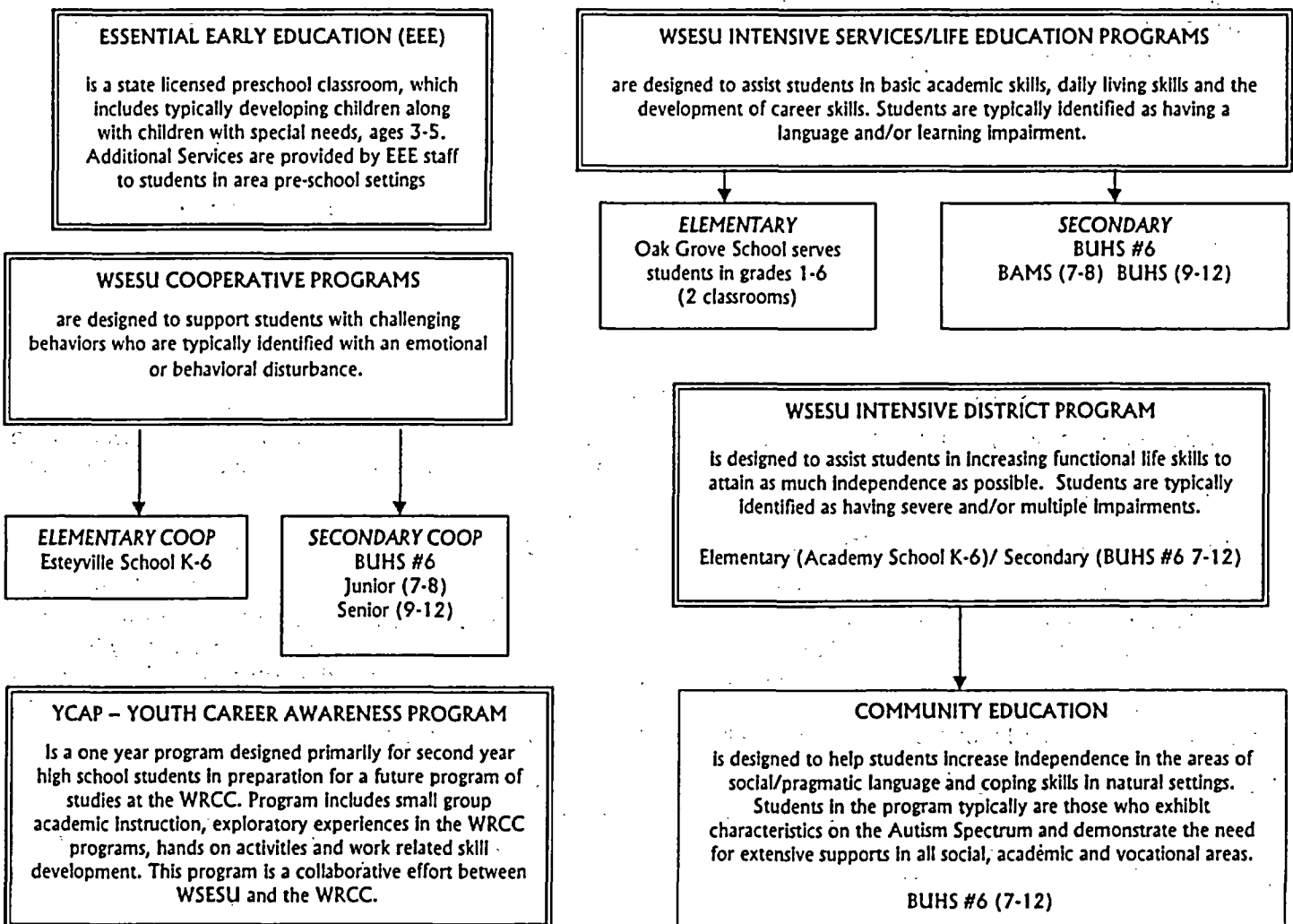
Some Children Require a Specialized Learning Program and Environment

Central Office Special Education staff provides support to the District by providing: coordination and support for evaluations; case management; training and supervision of staff; fiscal and data management; compliance oversight; program management and development; facilitation and interagency collaboration.

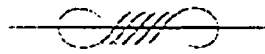
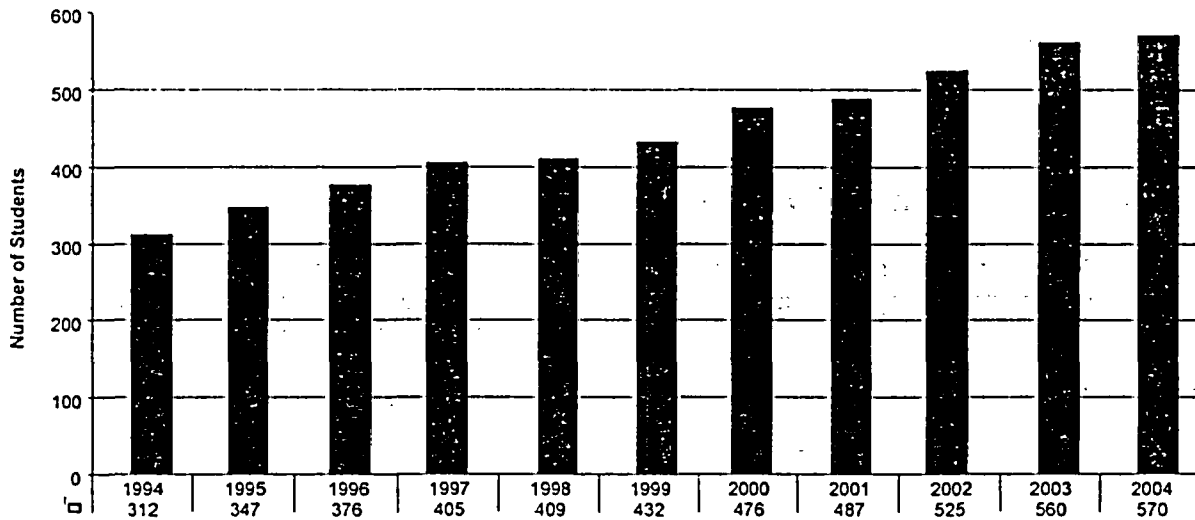
The WSESU Special Education programs serve students who have been identified under state and federal rules and who may require a unique program of specialized instruction in basic skills.

The district provides a variety of educational settings in order to meet student needs, including direct services, instruction by Special Education resource teachers and paraeducators in the regular education environment and specialized programs. Additionally, speech/language pathologists, physical therapists and occupational therapists can provide a variety of services and accommodations.

Intensive services programs are available in WSESU for students in grades K-12 who require small, specialized classes based on their needs as described in the IEP.



The bar graph below shows the number of students eligible for special education between 1994 and 2004.



TECHNOLOGY

Gary Parzych, Technology Coordinator

In the WSESU, Information Technology is being used to increase student learning, assist in the management of data, and enhance communication within the school system, the community and the world. The following are ongoing efforts in support of this component of our educational system:

- All students and staff within the WSESU schools, grade levels and subject areas have access to a full range of current technology, software tools, and applications.
- Students pursue educational and career goals through learning activities enhanced and enriched by information technologies.
- Through ongoing, comprehensive professional development, all teachers acquire the knowledge and skills to integrate technology into a challenging and interdisciplinary curriculum that addresses students' specific needs, developmental levels and learning styles.
- Teachers use technology to support learning across the curriculum.
- Administrative functions, including those performed by instructional staff, are fully automated, thereby allowing more of the school system's energy and resources to be focused on creating and sustaining an educational climate in which learning can flourish.
- Schools are catalysts for promoting the use of appropriate technology throughout our communities.

WSESU has a Technology Committee, which provides strong leadership in bringing the tools of information technology into the classroom. At present, the Technology Committee is carrying out technology planning for the entire supervisory union. The committee has articulated a policy for appropriate use of technology, and written a developmentally based technology curriculum for the WSESU. It maintains an updated inventory of equipment in the district, and addresses staff development needs. Moreover, the committee is responsible for maintaining the Brattleboro Education BBS (BrEdBoard), an electronic bulletin board that provides access to all interested community members.

Recent work of the committee has involved providing access to computers in classrooms by leasing sets of twenty laptop computer labs equipped with wireless networking capability. Through the use of a lab, all students in a class can have access to Internet, email and specific program applications at their own desks. Support for integration of technology into regular classroom practice is provided by Tech "field trips" to the Marlboro Technology Center.



Vermont Department of Education School Report

Staff Information

Teacher count includes grades 7-12 vocational staff where applicable.

Bratt. Area Middle Sch UHSD #6: Staff Information

	2001-2002	2002-2003	2003-2004	2004-2005	State of Vermont 2004-2005
Personnel (FTEs):					
Classroom teachers	23.00	22.00	23.00	19.00	6,790.01
Other teachers	15.00	16.12	15.75	18.80	2,097.49
Instructional aides	9.00	13.00	12.00	10.50	3,798.27
Instructional coordinators and supervisors	0.00	0.00	0.00	0.00	182
Licensed administrators	2.00	2.00	2.00	2.00	435.9
Administrative support	1.00	2.00	1.00	1.00	761.97
Other staff	2.00	2.00	2.00	3.00	2,649.15
Teacher Contract Information:					
Total number of contract days	185	185	N/AV	N/AV	N/AV
Number of professional development days	9	9	N/AV	N/AV	N/AV
Average teacher salary	N/AV	\$38,906	\$42,776	\$45,979	\$44,346

DATA NOTATION DEFINITIONS

- **N/A - Not Applicable:** The data may not apply to a particular school or year (e.g., SAT scores in an elementary school or dropout data for the current, uncompleted School Year).
- **N/AV - Not Available:** Data are not available for this indicator.
- **DNR - Did Not Report:** The school or district "did not report" requested data for a particular survey or collection.
- **DNP - Did Not Participate:** The school "did not participate" in a particular program or assessment.
- **N<=10 -** Because one or more student's identity might be easily traceable, student performance results for schools with 10 or fewer students are not reported. See 34 C.F.R. Section 99.3 (definition of "personally identifiable information").