



June 12, 2006

US Nuclear Regulatory Commission  
Region 3  
Material Licensing Branch  
2443 Warrenville Road, Suite #210  
Lisle, IN 60532

License number 13-32087-01  
Document number 030-34812

Dear Gentleman:

The Oncology Institute of Greater Lafayette seeks to amend the above referenced license. Please remove Stephen H. Mahood as the Radiation Safety Officer and add Apparao Devata PH.D. as RSO. Dr. A. Davata is RSO at Porter Memorial Hospital in Valparaiso, Indiana. The NRC license number there is 13-17073-01 and Document number 030-12150.

Please see attached copies.

Sincerely,

A handwritten signature in black ink that reads "Kris Yoder".

Kris Yoder  
Clinic Manager  
Oncology Institute of Greater Lafayette

June 12, 2006

In support of OIGL license amendment, I accept the position as Radiation Safety Officer for the above referenced license.

Sincerely,

A handwritten signature in black ink that reads "Apparao Devata".

Apparao Devata, PH.D.  
Board Certified Medical Physicist



Accredited by  
Accreditation Association  
for Ambulatory Health Care

P.O. Box 5545 • LAFAYETTE, INDIANA 47903-5545  
765.448.8000 • 800.899.8448 • WWW.ARNETT.COM


RECEIVED JUN 16 2006

**MATERIALS LICENSE**

Pursuant to the Atomic Energy Act of 1954, as amended, the Energy Reorganization Act of 1974 (Public Law 93-438), and Title 10, Code of Federal Regulations, Chapter I, Parts 30, 31, 32, 33, 34, 35, 36, 39, 40, and 70, and in reliance on statements and representations heretofore made by the licensee, a license is hereby issued authorizing the licensee to receive, acquire, possess, and transfer byproduct, source, and special nuclear material designated below; to use such material for the purpose(s) and at the place(s) designated below; to deliver or transfer such material to persons authorized to receive it in accordance with the regulations of the applicable Part(s). This license shall be deemed to contain the conditions specified in Section 183 of the Atomic Energy Act of 1954, as amended, and is subject to all applicable rules, regulations, and orders of the Nuclear Regulatory Commission now or hereafter in effect and to any conditions specified below.

<p>Licensee</p> <p>1. Porter Memorial Hospital</p> <p>2. 814 LaPorte Avenue Valparaiso, IN 46383-5898</p>	<p>In accordance with the application dated July 22, 2003,</p> <p>3. License number 13-17073-01 is renewed in its entirety to read as follows:</p> <p>4. Expiration date November 30, 2013</p> <p>Pocket No. 030-12150 Reference No.</p>
---	--

<p>6. Byproduct, source, and/or special nuclear material</p> <p>A. Any byproduct material permitted by 10 CFR 35.100</p> <p>B. Any byproduct material permitted by 10 CFR 35.200</p> <p>C. Any byproduct material permitted by 10 CFR 35.300</p> <p>D. Any byproduct material permitted by 10 CFR 35.400</p> <p>E. Phosphorus-32, as permitted by 10 CFR 35.1000</p>	<p>7. Chemical and/or physical form</p> <p>A. Any</p> <p>B. Special source wires (Guidant Corporation Model GDT P-32 Series)</p>	<p>8. Maximum amount that licensee may possess at any one time under this license</p> <p>A. As needed</p> <p>B. As needed</p> <p>C. As needed (not to exceed 1 curie of iodine-131)</p> <p>D. Two curies</p> <p>E. Two source assemblies not to exceed 600 millicuries each</p>
--	--	---



9. Authorized Use:
- A. Any uptake, dilution and excretion study permitted by 10 CFR 35.100.
  - B. Any imaging and localization study permitted by 10 CFR 35.200.
  - C. Any diagnostic study or therapy procedure permitted by 10 CFR 35.300.
  - D. Any manual brachytherapy procedure permitted by 10 CFR 35.400.
  - E. One source assembly to be used in a Guidant Corporation VI Model GALILEO intravascular brachytherapy HDR device for intravascular brachytherapy, physics calibrations and quality assurance testing, as permitted by 10 CFR 35.1000; one source assembly in its shipping container for replacement and disposal

**MATERIALS LICENSE  
SUPPLEMENTARY SHEET**

License Number  
13-17073-01

Docket or Reference Number  
030-12150

Amendment No. 34

CONDITIONS

10. Licensed material shall be used only at the licensee's facilities located at 814 LaPorte Avenue, Valparaiso, Indiana.

11. A. The Radiation Safety Officer for this license is James M. Forde, M.D.

B. The Radiation Safety Officer for brachytherapy only is Apparao Devata, Ph.D.

C. The Authorized Medical Physicists are Apparao Devata, Ph.D. and Jerry Soen, M.S.

12. Licensed material is only authorized for use by, or under the supervision of:

A. Individuals permitted to work as an authorized user or authorized medical physicist in accordance with 10 CFR 35.13 and 35.14

B. The following individuals are authorized users for medical uses:

Authorized Users

Material and Use

S. S. Patneja, M.D.

10 CFR 35.100, 35.200 and 35.300.

E. Tufekcioglu, M.D.

10 CFR 35.100, 35.200 and 35.300.

B. F. Poracky, M.D.

10 CFR 35.100 and 35.300.

G. David Beiser, M.D.

10 CFR 35.100, 35.200 and 35.300.

John A. Forchetti, M.D.

10 CFR 35.100 and 35.200.

Hector J. Marchand, M.D.

10 CFR 35.200, limited to cardiovascular clinical procedures.

Richard A. Boyd, M.D.

10 CFR 35.100, 35.200 and 35.300 (excluding iodine-131 for thyroid carcinoma therapy).

William R. Kelley, M.D.


10 CFR 35.100, 35.200 and 35.300.

Anil Kothari, M.D.

10 CFR 35.100, 35.200 and I-131 for treatment of hyperthyroidism and cardiac dysfunction.

Koppolu P. Sarma, M.D.

10 CFR 35.400 and phosphorus-32 in the Guidant Galileo intravascular brachytherapy device.




**MATERIALS LICENSE  
SUPPLEMENTARY SHEET**

License Number  
13-17073-01

Docket or Reference Number  
030-12150

Amendment No. 34

- Kamala Modur, M.D. 10 CFR 35.400 and phosphorus-32 in the Guidant Galileo intravascular brachytherapy device.
- James M. Forde, M.D. 10 CFR 35.100, 35.200 and 35.300.
- Jeffrey M. Huth, M.D. 10 CFR 35.100 and 35.200.
- Maximo V. Bleza, D.O. 10 CFR 35.100, 35.200 and 35.300.
- Amjad Alkadri, M.D. 10 CFR 35.100, 35.200 and 35.300.
- Bobby Ajay Shah, M.D. 10 CFR 35.100, 35.200 and 35.300.
- Jeffrey Jon Quackenbush, M.D. 10 CFR 35.300, 35.400 and phosphorus-32 in the Guidant Galileo intravascular brachytherapy device.
- Michelle Stevens-Kaut, M.D. 10 CFR 35.100 and 35.200.



13. Licensed material listed in Subitem ~~6~~ of Items 6, 7, and 9 shall be used by or under the supervision of an authorized user named in the license and in the physical presence of an authorized user named in Condition No. 1. The authorized user shall consult with a medical physicist who meets the requirements in 10 CFR 35.961. The authorized user named in Condition No. 1 shall consult with a medical physicist who meets the requirements in 10 CFR 35.961 and an interventional cardiologist prior to each treatment.
14. In lieu of 10 CFR 35.404(b), immediately after removing the source from the patient into its shielded position in the Guidant Galileo Radiotherapy System, a radiation survey shall be made of the patient and the Guidant Galileo Radiotherapy System with a portable radiation detection survey instrument to confirm that the source has been removed from the patient. Records of the survey shall be maintained in lieu of the record required in 10 CFR 35.404(c).
15. In lieu of the source inventory required in 10 CFR 35.406, the licensee shall:
  - A. Promptly determine that all sources have returned to the safe, shielded position at the conclusion of each Guidant Galileo Radiotherapy System treatment.
  - B. Promptly make a survey of the area of use to confirm that no sources have been misplaced.
  - C. Make a record of the survey including the survey instrument used, dose rate expressed in mrem/hr ( $\mu$ Sieverts/hr), time, date and name of the individual making the survey.
  - D. Retain the record of the survey in lieu of the record required in 10 CFR 35.406(c).
16. The licensee may transport licensed material in accordance with the provisions of 10 CFR Part 71, "Packaging and Transportation of Radioactive Materials."

**MATERIALS LICENSE  
SUPPLEMENTARY SHEET**License Number  
13-17073-01Docket or Reference Number  
030-12150

Amendment No. 34

17. Except as specifically provided otherwise in this license, the licensee shall conduct its program in accordance with the statements, representations, and procedures contained in the documents, including any enclosures, listed below. 10 CFR 35.100, 35.200 and 35.300. The U.S. Nuclear Regulatory Commission's regulations shall govern unless the statements, representations, and procedures in the licensee's application and correspondence are more restrictive than the regulations.

- A. Application dated July 22, 2003; and
- B. Letters dated March 8, 2002, and June 20, 2002.



FOR THE U.S. NUCLEAR REGULATORY COMMISSION

Date NOV 10 2003By *Toye L. Simmons*  
Toye L. Simmons  
Materials Licensing Branch  
Region III

# The American Board of Radiology

*Organized through the cooperation of the  
American College of Radiology, the American Roentgen Ray Society,  
the American Radium Society, the Radiological Society of North America,  
the Section on Radiology of the American Medical Association  
and the American Society of Therapeutic Radiologists  
Hereby certifies that*

## Apparao Devata, Ph.D.

*Has pursued an accepted course of graduate study  
and clinical work, has met certain standards and qualifications and  
has passed the examinations conducted under the authority of  
The American Board of Radiology*

*On this sixth day of June, 1985*

*Thereby demonstrating to the satisfaction of the Board  
that he is qualified to practice the specialty of  
Therapeutic Radiological Physics*



*Luther W. Brady, M.D.*

*James H. L. Kahlert, M.D.*



# University of New Orleans

On the nomination of the Faculty of the

Graduate School

has conferred upon

**Devata Apparao**

the degree of

**Doctor of Philosophy**

in

**Physics**

with all the Honors, Rights and Privileges to that degree appertaining.

In Testimony Whereof, the seal of the University and the signatures as authorized by the Louisiana State University Board of Supervisors are hereunto affixed. Given at New Orleans,

Louisiana, May seventeenth, nineteen hundred and seventy-five.

*J. A. Peck Jr.*

Chairman of the Board of Supervisors  
Louisiana State University System

*M. S. Woodin*

President



*James R. Bobb*  
Dean of the Graduate School

*George C. Branam*  
Vice-Chancellor for Academic Affairs

*Howard L. Hix*  
Chancellor

Apparao Devata, Ph.D.  
3005 Coolidge St.  
Oak Brook, IL 60523  
devata@comcast.net  
(630) 368-0727 home  
(630) 886-6631 mobile

**Employment**

September 1989 - Present

Radiological Consultant Physicist

2005-Present

LaPorte Hospital, LaPorte, IN

1992-Present

Northern Indiana Oncology Center, Valparaiso, IN  
Radiation Safety Officer for Porter Memorial Hospital, Valparaiso, IN

1992-2003

Diagnostic Outpatient Center, Hobart, IN

1996-2004

Michiana Cancer Treatment Ctr., Michigan City, IN

1989-1997

Kankakee Radiation Therapy, Kankakee, IL

1990-1992

Memorial Hospital, South Bend, IN  
St. Joseph Medical Center, South Bend, IN  
Northern IL Cancer Treatment Ctr., Dixon, IL

Jan. 1988-August 1989

Head, Radiation Physics  
IL Dept. of Nuclear Safety, Springfield, IL

April 1988-June 1989

Radiation Safety Officer  
IL Dept. of Nuclear Safety, Springfield, IL

Oct. 1986-Jan. 1988

Chief, Division of Radiation Physics & Technology  
IL Dept. of Nuclear Safety, Springfield, IL

Sept. 1985-Sept. 1986

Head, Medical Physics  
IL Dept. of Nuclear Safety, Springfield, IL

May 1983-May 1985

Medical Physicist & Radiation Safety Officer  
Chairman, Radiation Safety Committee  
St. James Hospital Medical Ctr., Chicago Heights, IL

Jan 1985-Dec. 1985

Consultant Physicist  
Radiation Therapy Department  
Hines V.A. Hospital, Hines, IL

Oct. 1975-April 1983

Medical Physicist & Radiation Safety Officer  
St. Joseph Hospital, Elgin, IL

July 1975-Sept. 1975

Physics Trainee  
Mount Sinai Hospital, Chicago, IL

May 1975-Sept. 1975

Post Doctoral Trainee  
Hines V.A. Hospital, Hines, IL

Sept. 1969-April 1975

Graduate Research and Research Assistant  
Physics Department, University of New Orleans  
New Orleans, LA



## **Education**

Ph.D.	Solid State Physics University of New Orleans New Orleans, LA	May 1975
M.S.	Physics University of New Orleans New Orleans, LA	May 1972
M.Sc.	Applied Physics Andhra University Waltair, India	July 1968
B.Sc.	Mathematics Loyola College Vijayawada, India	June 1965

## **Teaching Experience**

Taught various topics on Radiological Physics to Illinois Department of Nuclear Safety Personnel (1985-1989).

Taught Radiation Therapy Technology School at St. Joseph Hospital, Elgin, IL ( August 1978-April 1983 ).

Taught Radiation Therapy Technology School at Memorial Hospital, South Bend, IN ( 1990-1991 ).

Taught general Physics and conducting tutoring sessions for physics students at the University of New Orleans, New Orleans ( Sept. 1969- Feb. 1975 ).

Tutored Dosimetrists for the American Board of Medical Dosimetrist Board Exam (1975-present).

## **Certification**

The American Board of Radiology in the Physics of Therapeutic Radiology ( 1985 )

## **State Recognition**

Qualified X-Ray Inspector of State of Illinois

Qualified Radiation Physicist by State Board of Indiana

## **Regulations**

Wrote regulations for Illinois Department of Nuclear Safety on:

- a) Particle Accelerators and Therapeutic X-Ray Machines
- b) Lasers
- c) C.T. Scanners

## **Memberships**

1. American Association of Physicists in Medicine
2. Midwest Chapter of the American Association of Physicists in Medicine
3. Chicago Area Radiological Society
4. American Society of Therapeutic Radiology and Oncology
5. Association of Medical Physicists of India

## **Work Experience**

Head, Medical Physics, IL Dept of Nuclear Safety: supervised and Advised the Regional Radiation Instrument Calibration . (Laboratory located in Springfield, Illinois).

Radiological Consultant Physicist: Extensive experience with calibrations of AECL Theratron 780 Cobalt-60 Unit, ATC Betatron (Photons and Electrons), ADAC EXL-8 Linear Accelerator, Varian 1800 and 2300 Linear Accelerators, Siemens PRIMUS Accelerator, Picker Cesium-137 Unit, Picker Van Guard Orthovoltage and Superficial Therapy Unit, GE Superficial Unit, 4 MV and 6 MV Linear Accelerators, Siemens Mevatron XII and MEV6740. Units (Photons and Electrons ), Toshiba, Siemens, Odelph, CT. Simulators and Diagnostic machines. Quality control tests for all the above mentioned units.

Performed isodose treatment plans with treatment computers such as RAD-8, AECL, Prowess, CMS Modulux, CMS Focus, Multidata, ADAC and Varian Eclipse.

Designed shielding for diagnostic machines, C.T. Scanners, Superficial and Orthovoltage units, Linear accelerators and Simulators. Also designed shielding calculations for Radiation Instrument and Thermoluminescent calibration Laboratories. Planned and designed Radiation Oncology Departments.

Performed quality assurance and quality management programs as per State and NRC Regulations.

Implemented IMRT program and performed IMRT plans and IMRT QA, which includes dose verification and film scanning with VIDAR RIT scanner.

Implemented Intra Vascular Brachytherapy (IVB) program and performed procedures.

Implemented Prostate seed implant program and assisted Radiation Oncologists in performing procedures. Also experienced in Pre Plans with ultrasound scans and Post plans with CT scans.

## **Calibration Experience**

Managed Regional Radiation Calibration Laboratory, Illinois Department of Nuclear Safety, Springfield, IL. Responsibilities included maintaining calibration reports for calibration ionization chambers and survey instruments with X-Rays and Cs-137 sources.

## Bibliography

1. "Co-60 Gamma Ray and 4 MV X-Ray Absorption Characteristics of Silicone Gel and Saline Solution used in Mammary Prosthesis," by Apparao Devata, Ph.D., A.R. Shedbalkar, M.D., and T. Padanilam, M.S., at the 21st Annual Meeting of American Association of Physicists in Medicine. July 28 to August 2, 1979, in Atlanta, Georgia. Paper presentation.
2. "A study of Effects of Radiation on Silicone Prostheses," by A.R. Shedbalkar, M.D., Apparao Devata, Ph.D., and Thomas Padanilam, M.S., at the Annual Meeting of American Society of Plastic and Reconstructive Surgeons. October 9-14, 1979, in Toronto, Canada. Paper presentation.
3. "Fetus Dose From Upper Mantle Treatment from Hodgkin's Disease," by Apparao Devata, Ph.D., Mercedes Soberon, M.D., and Nirmala Bhoopalani, M.D., at the 65th Scientific Assembly and Annual Meetings of the Radiological Society of North America. November 25-30, 1979, in Atlanta, Georgia. Paper Presentation.
4. "Effects of Radiation on Silicone Gel and Saline Solution Used in Mammary Prosthesis," by Apparao Devata, Ph.D., at the Medical Engineering Corporation, April 11, 1979, at Racine, Wisconsin. Paper presentation.
5. Shedbalkar, R.A., Devata, A., and Padanilam, T. "A Study of Effects of Radiation on Silicone Prostheses." *Plastic & Reconstructive Surgery* 65: 805, 1980.
6. Devata, A., Ph.D., and Palmer, H., R.T.T., "CAT Scan Insert for Radiation Therapy Planning." *The Journal of American Association of Medical Dosimetrists*, 6: 6, 1981.
7. "CAT Scan Insert for Radiation Therapy Planning," by A. Devata, Ph.D., H. Palmer, R.T.T. at the 23rd Annual Meeting of American Association of Physicists in Medicine, Boston, MA., August 9-13, 1981. Poster presentation.
8. "A Two Plane Template for Transperineal I-125 Implantation of Prostatic Carcinoma and Computer Dose Distribution," by A. Devata, Ph.D., G.L. Smoron, M.D., I.M. Bush, M.D., and J.D. Gagnon, M.D., at Kidwai Memorial Institute on Oncology, Bangalore, India, December 8, 19982. Paper presentation.
9. "A two Plane Template for Transperineal I-125 Implantation of Prostatic Carcinoma and Computer Dose Distribution," by A. Devata, Ph.D., G.L. Smoron, M.D., I.M. Bush, M.D., and J.D. Gagnon, M.D., at the 24th Annual Meeting of American Association of Physicists in Medicine, New Orleans, LA, August 1-5, 1982. Paper and poster presentation.
10. "Radiation Safety Precautions in Radiation Therapy Area." Workshop presentation on October 30, 1984, at St. James Hospital Medical Center, Chicago Heights, IL.
11. "Radiation Safety Precautions in Diagnostic Radiology Area." Workshop presentation on November 14, 1984, at St. James Hospital Medical Center, Chicago Heights, IL.
12. "Radiation Protection- A Comprehensive Overview on Radiation Safety in Health Care." Workshop presentation on December 5, 1984, at St. James Hospital Medical Center, Chicago Heights, IL.
13. "CT-Sim Computerized Radiation Therapy Simulator," Paper presentation at the University of Wisconsin, Madison, WI, May 10, 1985
14. "Use of Computers in Radiation Therapy Treatment Planning," refresher course presented at 50th Annual Meeting of Illinois State Society of Radiologic Technologists, Champaign, IL., September 21, 1985.
15. "Radiation and Life," Course presentation at Illinois Department of Nuclear Safety, Springfield, IL. 1986.

16. "Health effects of Low Level Radiation," Course presentation at the Illinois Department of Nuclear Safety, Springfield, IL. 1986.
17. "Mathematics," Course presentation at the Illinois Department of Nuclear Safety, Springfield, IL. 1986.
18. "Shielding Calculation for Diagnostic X-Ray Units," Course presentation at the Illinois Department of Nuclear Safety, Springfield, IL. 1986
19. "Shielding Calculations for Accelerators," Course presentation at the Illinois Department of Nuclear Safety, Springfield, IL. 1986.
20. "Shielding Calculations for Teletherapy Units," Course presentation at the Illinois Department of Nuclear Safety, Springfield, IL. 1986.
21. "Shielding Calculations for Isotopes," Course presentation at the Illinois Department of Nuclear Safety, Springfield, IL. 1986
22. "The Nuclear Power," Course presentation at the Illinois Department of Nuclear Safety, Springfield, IL. 1986.
23. "Brachytherapy," Course presentation at the Illinois Department of Nuclear Safety, Springfield, IL. 1986.
24. "Radon-222," Course presentation at the Illinois Department of Nuclear Safety, Springfield, IL. 1986.
25. "Non-Ionizing Radiation Lasers -Part I ( Laser Fundamentals )," Course presentation at the Illinois Department of Nuclear Safety, Springfield, IL. 1986.
26. "Non-Ionizing Radiation Lasers- Part II ( Safety Precautions and Warning Signs )," Course presentation at the Illinois Department of Nuclear Safety, IL. 1986.
27. "Non-Ionizing Radiation Lasers-Part III ( Biological Effects )," Course presentation at the Illinois Department of Nuclear Safety, Springfield, IL. 1986.
28. "Non-Ionizing Radiation Lasers-Part IV ( Laser Classification Methods )," Course presentation at the Illinois Department of Nuclear Safety, Springfield, IL. 1986.
29. "Cobalt-60 Teletherapy Unit," Course presentation at the Illinois Department of Nuclear Safety, Springfield, IL. 1986.
30. "Cesium-137 Teletherapy Unit," Course presentation at the Illinois Department of Nuclear Safety, Springfield, IL. 1986.
31. "Mammography," Course presentation at the Illinois Department of Nuclear Safety, Springfield, IL. 1986.
32. "Use of Computers in Radiation Therapy Planning," Course presentation at ASRT Educational Foundation Conference, Philadelphia, PA., October 10-12, 1986,
33. Devata, Apparao, Ph.D., "Use of Computers in Radiation Therapy Treatment Planning." Applied Radiology, vol. 16, No. 3, March 1987.
34. "Illinois Radiation Instrument Calibration Laboratory," by A. Devata, Ph.D., presented at the Health Physics Society Annual Meeting, June 28, 1989, Albuquerque, New Mexico. Paper presentation.

**CERTIFIED MAIL™**




P.O. Box 5545  
Lafayette, Indiana 47903-5545



7005 1820 0003 4622 7847

RECEIVED BY ADDRESSEE



US Nuclear Regulatory Commission  
Region 3  
Material Licensing Branch  
2443 Warrenton Road, Suite #210  
Lisle, IN 60532

60532+4332-60 C021

