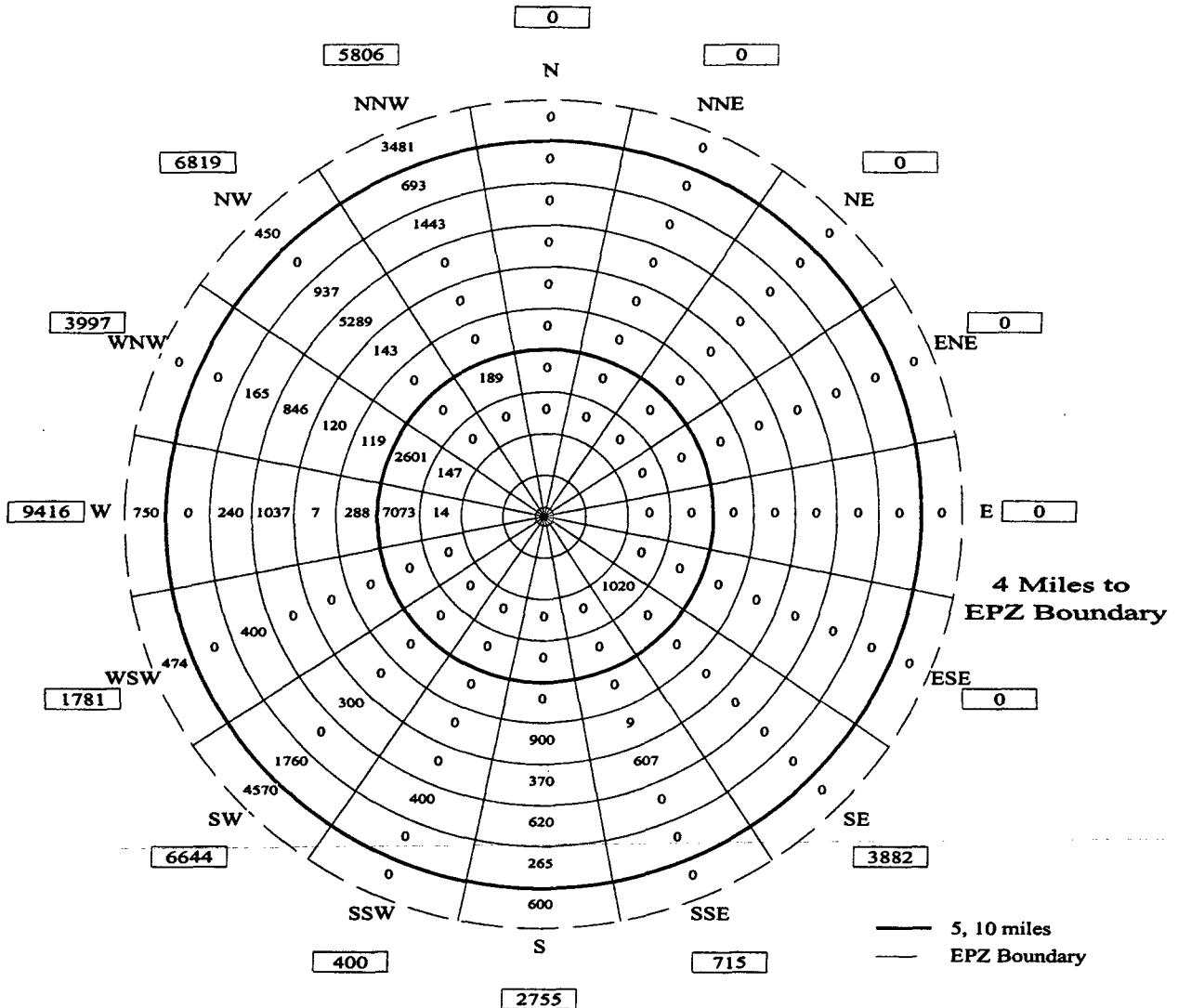


Table 3-10. Summary of Transient Population						
	Plymouth	Kingston	Carver	Duxbury	Marshfield	Total
Summer Homes	10,525	500	367	858	3,211	15,461
Hotel, Motel	1,298	278	0	16	0	1,592
Campers	2,205	240	215	600	0	3,260
Campsites	3,840	0	700	0	0	4,540
Day-trippers	3,194	1,122	4,682	6,448	645	16,091
Boaters	345	125	0	626	175	1,271
TOTAL	21,407	2,265	5,964	8,548	4,031	42,215

Note: The values presented in this table are the peak transient population for each town. The peak transient population within the Pilgrim EPZ occurs during the summer tourist season (Scenarios 1 and 2). The values presented here therefore represent Scenarios 1 and 2 plus the number of people at King Richard's Faire. It should be noted that peak attendance at King Richard's Faire occurs after Labor Day.

Table 3-11. Summary of Transient Vehicles						
	Plymouth	Kingston	Carver	Duxbury	Marshfield	Total
Summer Homes	4,045	193	142	330	1,235	5,945
Hotel, Motel	544	117	0	7	0	668
Campers	108	14	10	30	0	162
Campsites	1,601	0	293	0	0	1,894
Day-trippers	1,140	400	1,672	2,303	230	5,745
Boaters	139	50	0	251	71	511
TOTAL	7,577	774	2,117	2,921	1,536	14,925



Transients			
Ring Miles	Ring Subtotal	Total Miles	Cumulative Total
0-1	548	0-1	548
1-2	2237	0-2	2785
2-3	1104	0-3	3889
3-4	1180	0-4	5069
4-5	9863	0-5	14932
5-6	407	0-6	15339
6-7	1179	0-7	16518
7-8	8449	0-8	24967
8-9	4205	0-9	29172
9-10	2718	0-10	31890
10-EPZ	10325	0-EPZ	42215

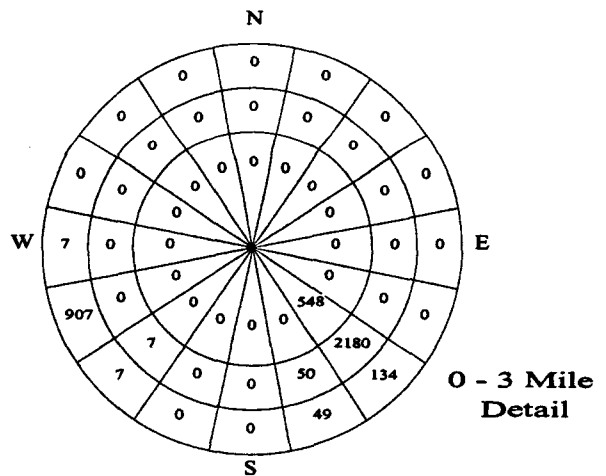
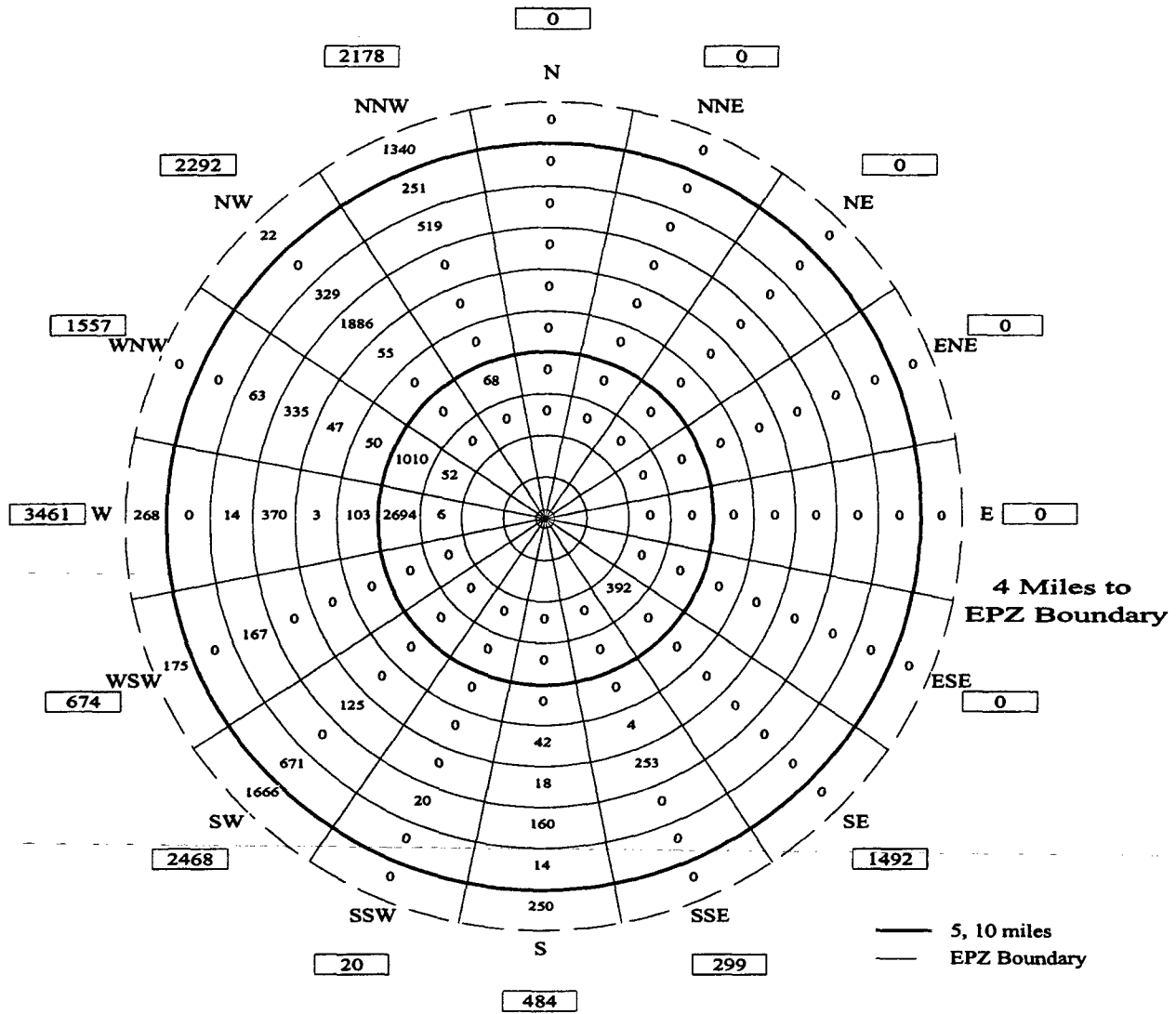


Figure 3-6. Transient Population by Sector



Transients			
Ring Miles	Ring Subtotal	Total Miles	Cumulative Total
0-1	210	0-1	210
1-2	858	0-2	1068
2-3	415	0-3	1483
3-4	450	0-4	1933
4-5	3772	0-5	5705
5-6	153	0-6	5858
6-7	151	0-7	6009
7-8	2987	0-8	8996
8-9	1272	0-9	10268
9-10	936	0-10	11204
10-EPZ	3721	0-EPZ	14925

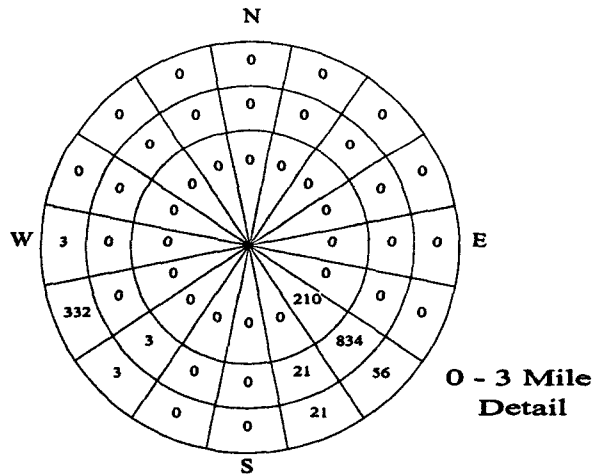


Figure 3-7. Transient Vehicles by Sector