

Jacks Branch Coal Co. DBA Mammoth Coal Processing



P.O. Box 150
Cannelton, WV 25036

304 855-4909
Fax: 304 855-4922

April 13, 2006

James Schmidt
Materials Security and Industrial Branch
Division of Nuclear Material Safety
Nuclear Regulatory Commission

Subject: Jacks Branch Coal Company
License Application Additional Information
Control # 138419

*MS 16
J-8
47-23091-02
03037140*

Mr. Schmidt,

This is in reference to your request for additional information of RSO, Assistant RSO and authorized users duties, on our application for new license. Listed below is information describing our training of individuals responsible for the safe use of fixed gauges of our facility required by NUREG – 1556.

Item 1 – RSO Duties

William G. Newsome has completed the following training requirements:

- a. Ronan Engineering – 40 hour Radiation Safety Training (see attached certificate);
- b. Berthold Technologies – 8 hour Radiation Safety Training (see attached certificate);
- c. Cleveland Institute of Electronics – 1980 Graduate 2 year degree;
- d. WV Master – Electrician Certification 1997-to date;
- e. Personal Monitoring Film Badging, Landauer account # 187668;
- f. Survey Meter – Ludlum model #3;
- g. Ludlum Gamma / Beta GM Probe model 44-6;

As RSO Mr. Newsome will oversee the radiation safety program in a manner to ensure safety of all personnel and equipment. Listed below are the responsible duties of our RSO.

- a. Stop unsafe license activities.
- b. Proper use and routine maintenance.

138419
NMSS/ROMI MATERIALS-002

- c. Security and investigation.
- d. Material disposal with approved methods.
- e. Interaction with NRC and other authorities.
- f. Records maintenance.
- g. Annual program audit.
- h. Proper lock out procedures.
- i. Personnel training and record keeping.
- j. Monitor emergency events and provide proper notification of governing agencies.
- k. Oversee and audit the annual safety training of all personnel working in areas of fixed gauges.

Item 2 – Authorized Users

Jacks Branch Coal requires the plant manager, environmental engineer, maintenance supervisor and electrical supervisor to attend an 8-hour radiation class, provided by manufactures of fixed gauges. We maintain a list of training dates on file with the radiation program records.

Topics covered by training authorized users:

- a. Radiation terminology
- b. Biological Effects
- c. Working With Radiation
- d. Emergency Procedures
- e. Wipe Tests
- f. Shutters Test
- g. Record Keeping


Jacks Branch requires all personnel working in areas of fixed gauges to view a manufactures safety film upon employment. All personnel are task trained on safe work practices in areas of fixed gauges. This training procedure is repeated annually with records kept on file. Jacks Branch does not list this personnel as authorized users although we require this as a minimum of safety training for all workers in areas of fixed gauges.

Item #3 – Assistant RSO


William G. Newsome serves as RSO at numerous other sites owned by our parent company, Massey Energy. ME operates fixed gauges at 24 sites located primarily in WV and KY with the majority of these devices located in Southern, WV and Eastern, KY. We at Jacks Branch Coal Company believe the appointment of Mr. Newsome as RSO will allow Massey Energy to maintain a radiation safety program consistent with the requirements set forth by the NRC. We request the authorization to appoint an assistant RSO to perform daily overview of the radiation programs. Proper training and record keeping of this

persons certifications will be kept on file. We request to name Jerry Lilly our environmental engineer as assistant RSO. We fully understand the RSO duties are the responsibility of the person named on the license. We feel this arrangement best serves our company needs to implement a radiation safety program corporate wide to meet the requirements set forth by the NRC and fixed gauge manufacturers.

Jacks Branch Coal Company
DBA Mammoth Coal Processing

By: 
David C. Hughart
President – Jacks Branch Coal Company

Jacks Branch Coal Company
DBA Mammoth Coal Processing

By: 
William G. Newsome
Radiation Safety Officer
Massey Energy Company
Phone: 606-237-8459 (office)
606-237-8455 (fax)
606-437-8081 (pager)
E-mail - william.newsome@masseyenergyco.co
radiationprog@masseyenergyco.com



RONAN ENGINEERING COMPANY
NUCLEAR MEASUREMENTS DIVISION
FLORENCE, KENTUCKY

This is to certify that

William G. Newsome

has successfully completed the
**RONAN RADIATION SAFETY
TRAINING SCHOOL**

The Following Topics Were Covered

The principles and fundamentals of radiation protection and good safety practices related to the use of radioactive materials.

Radioactivity measurements, use of radiation detection instruments, and monitoring techniques.

Biological effects of radiation.

Procedures for performing services.

Actual practice in performing the services.

November 8-12, 2004

Date

[Signature]

Instructor



Certificate of Completion

Berthold Technologies

USA, LLC

99 Midway Lane

Oak Ridge, TN 37830 USA

Phone: 865-483-1488

Fax: 865-425-4309

www.berthold.com

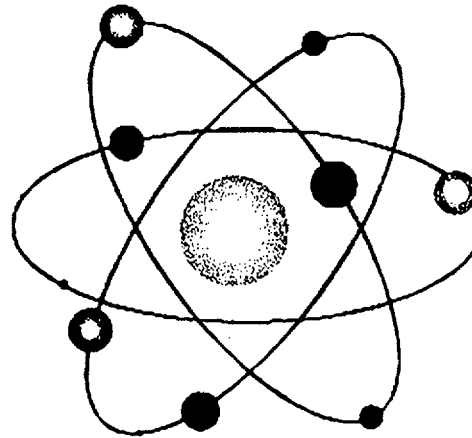
is hereby granted to:

William G. Newsome

*to certify that they have completed to
satisfaction*

8Hr Radiation Safety Class

Granted: July 3, 2001



Topics Covered

- Radiation Terminology
- Biological Effects
- Working with Radiation
- Emergency procedures
- Wipe tests
- Shutter Checks

A handwritten signature in black ink, appearing to read "William G. Newsome".

instructor



of
Scientific and Industrial
Instruments

CERTIFICATE OF CALIBRATION

LUDLUM MEASUREMENTS, INC.
POST OFFICE BOX 810 PH. 325-235-5494
501 OAK STREET FAX NO. 325-235-4672
SWEETWATER, TEXAS 79556, U.S.A.

CUSTOMER RONAN ENGINEERING ORDER NO. 230544
Mfg. Ludlum Measurements, Inc. Model 3 Serial No. 213379
Mfg. Ludlum Measurements, Inc. Model 44-6 Serial No. PR-226857
Cal. Date 8-Feb-05 Cal Due Date 8-Feb-06 Cal. Interval 1 Year Meterface 202-084

Check mark applies to applicable instr. and/or detector IAW mfg. spec. T. 70 °F RH 31 % Air 702.8 mm Hg

- New Instrument
- Instrument Received
- Within Toler. +-10%
- 10-20%
- Out of Tol.
- Requiring Repair
- Other-See comments
- Mechanical ck.
- Meter Zeroed
- Background Subtract
- Input Sens. Linearity
- F/S Resp. ck
- Reset ck.
- Window Operation
- Geotrapism
- Audio ck.
- Alarm Setting ck.
- Batt. ck. (Min. Volt) 2.2 VDC
- Calibrated in accordance with LMI SOP 14.8 rev 12/05/89.
- Calibrated in accordance with LMI SOP 14.9 rev 02/07/97.

Instrument Volt Set 900 V Input Sens. 30 mV Det. Oper. 900 V at 30 mV Threshold mV
Dial Ratio =
 HV Readout (2 points) Ref./Inst. / V Ref./Inst. / V

COMMENTS:

Gamma Calibration: GM detectors positioned perpendicular to source except for M 44-9 in which the front of probe faces source.

RANGE/MULTIPLIER	REFERENCE CAL. POINT	INSTRUMENT REC'D "AS FOUND READING"	INSTRUMENT METER READING*
X 100	150 mR/hr		1.6
X 100	50 mR/hr		0.47
X 10	15 mR/hr		1.5
X 10	5 mR/hr		0.5
X 1	1.5 mR/hr = 1660 cpm		1.5
X 1	1.0 mR/hr		1.0
X 0.1	166 cpm		1.5
X 0.1	55 cpm		0.5

*Uncertainty within ± 10% C.F. within ± 20%

X 0.1 Range(s) Calibrated Electronically

REFERENCE CAL. POINT	INSTRUMENT RECEIVED	INSTRUMENT METER READING*	REFERENCE CAL. POINT	INSTRUMENT RECEIVED	INSTRUMENT METER READING*

Ludlum Measurements, Inc. certifies that the above instrument has been calibrated by standards traceable to the National Institute of Standards and Technology, or to the calibration facilities of other International Standards Organization members, or have been derived from accepted values of natural physical constants or have been derived by the ratio type of calibration techniques. The calibration system conforms to the requirements of ANSI/NCSL 2540-1-1994 and ANSI N323-1978 State of Texas Calibration License No. LO-1963

Reference Instruments and/or Sources:

- Cs-137 Gamma S/N 1162 G112 M565 5105 T1008 T879 E552 E551 720 734 1616 Neutron Am-241 Be S/N T-304
- Alpha S/N Beta S/N Other
- m 500 S/N 141244 Oscilloscope S/N Multimeter S/N 68160950

Calibrated By: Joyce Altshuler Date 08-Feb-05
Reviewed By: Debra Orzco Date 8 Feb 05

AC Inst. Only	<input type="checkbox"/> Passed Dielectric (Hi-Pot) and Continuity Test
	<input type="checkbox"/> Failed: <u> </u>