From: "Lavera, Ron" <RLavera@entergy.com>
To: "'jdn@nrc.gov'" <jdn@nrc.gov>, "Jones, T. R." <tjones2@entergy.com>, "Leach, Don" <DLeach@entergy.com>, "Mayer, Don" <DMayer1@entergy.com>, "Quinn, Dennis" <dquin91@entergy.com>, "Hinrichs, Gary" <ghinric@entergy.com>, "Wilson, Daniel" <DWilson@entergy.com>, "Peters, James" <jpeter3@entergy.com>, "Sandike, Steven" <SSandik@entergy.com>, "Schwartz, Geoffrey" <gschwar@entergy.com>, "Axelson, William L" <WAxelso@entergy.com>, "Burns, Thomas" <tburns1@entergy.com>
Date: 10/5/05 8:10PM
Subject: FSB_Sample_Log.xls

<<FSB_Sample_Log.xls>>

Please see the attached sample data work book. The IP-2 FSB leak area water volume collected and activity concentrations are essentially consistent with data from previous samples. No note worthy changes in activity or volume collected are evident.

A new work sheet "Monitor_Well" has been added to track sample data from site monitoring wells. Of note, is the tritium activity level 2.12E-4 uCi/mLi reported in MW-111 in the IP-2 Transformer yard. Confirmatory samples will be taken tomorrow. A portion of the initial sample is being analyze by the site Chemistry group. JAF is analyzing another aliquot from the initial sample volume. Additional sample points have been identified and samples will be acquired from those points. A CR has been generated and the NRC has been notified.

Ron LaVera

Information in this record was deleted
in accordance with the Freedom of Information
Act, exemptions 4
FOIA- 2006-0019

B/4

Material may have been

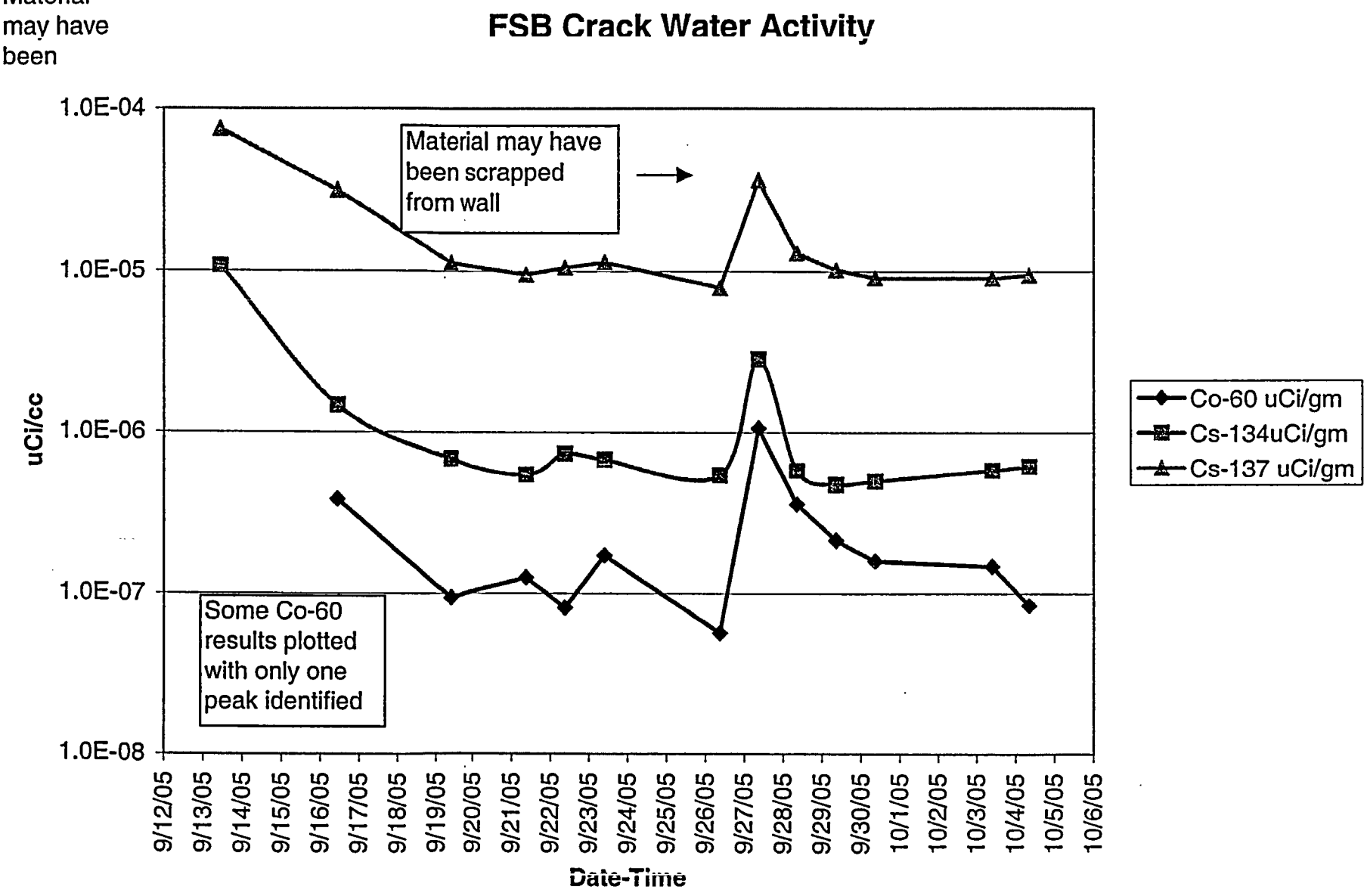

Collection may have included

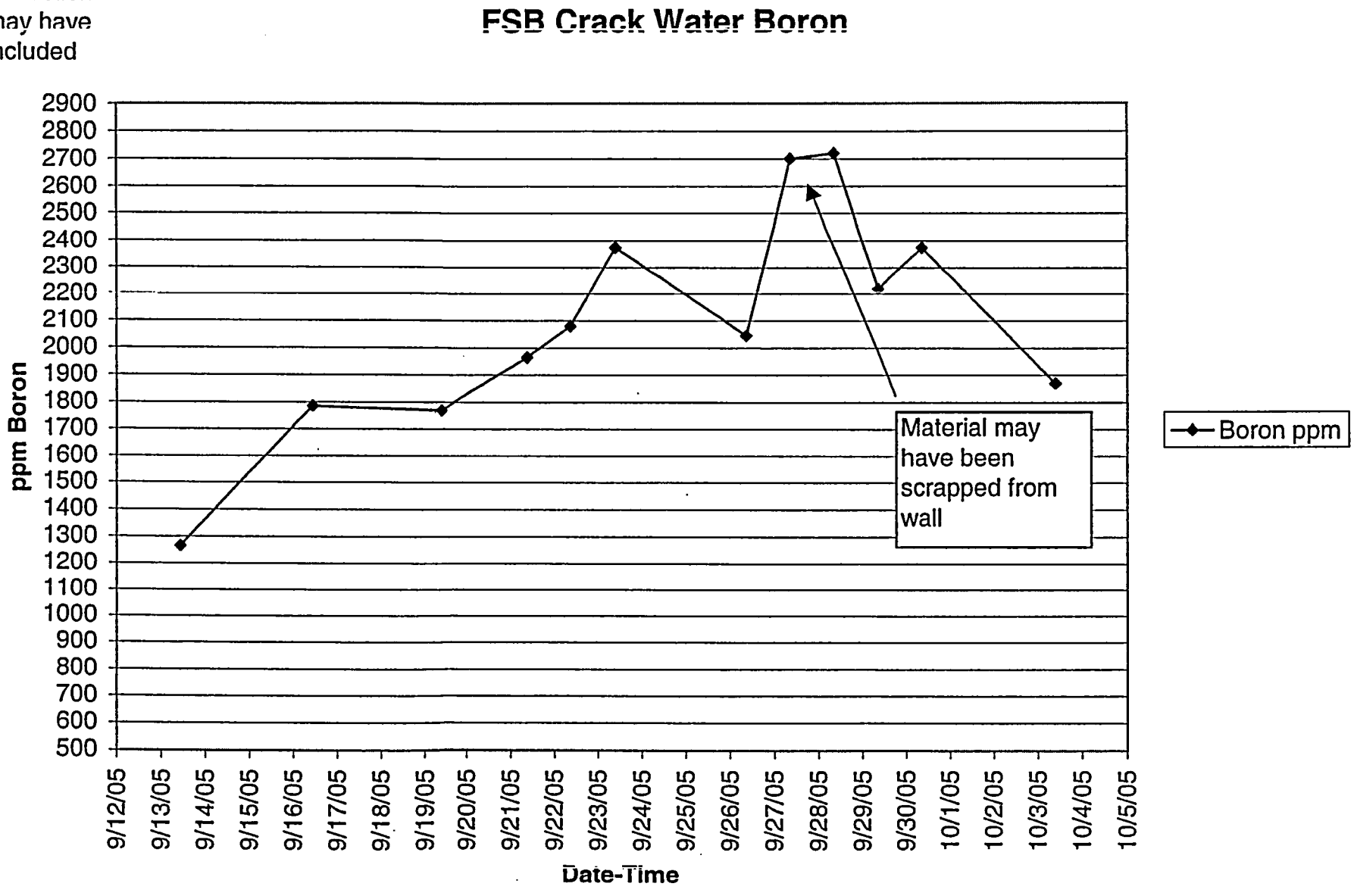

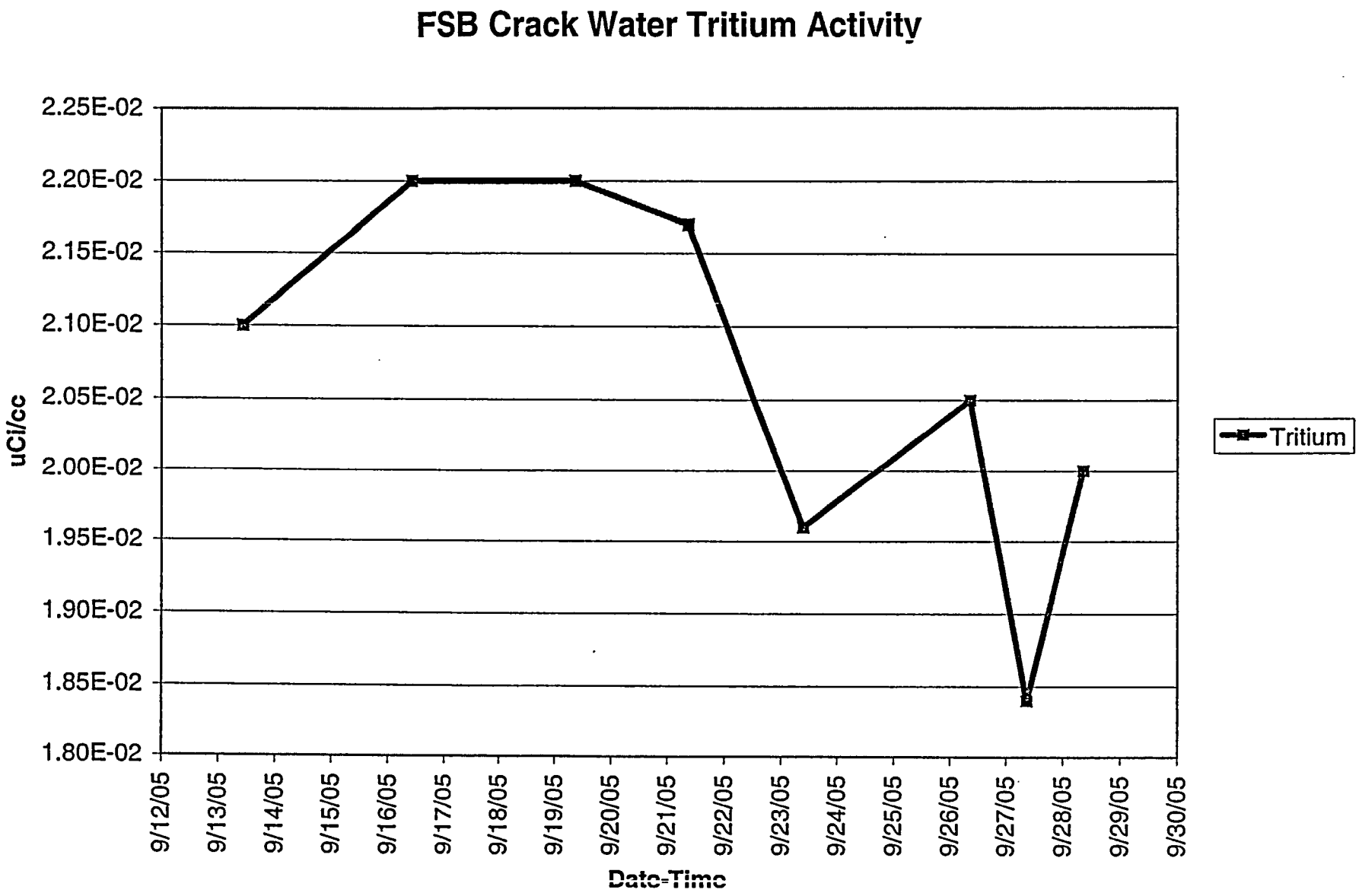
FSB Crack Water Tritium Activity
2.25E-02
2.20E-02
2.15E-02
2.10E-02
2.05E-02
2.00E-02
1.95E-02
1.90E-02
1.85E-02
1.80E-02
uCi/cc
9/12/05
9/13/05
9/14/05
9/15/05
9/16/05
9/17/05
9/18/05
9/19/05
9/20/05
9/21/05
9/22/05
9/23/05
9/24/05
9/25/05
9/26/05
9/27/05
9/28/05
9/29/05
9/30/05
Date-Time
Tritium

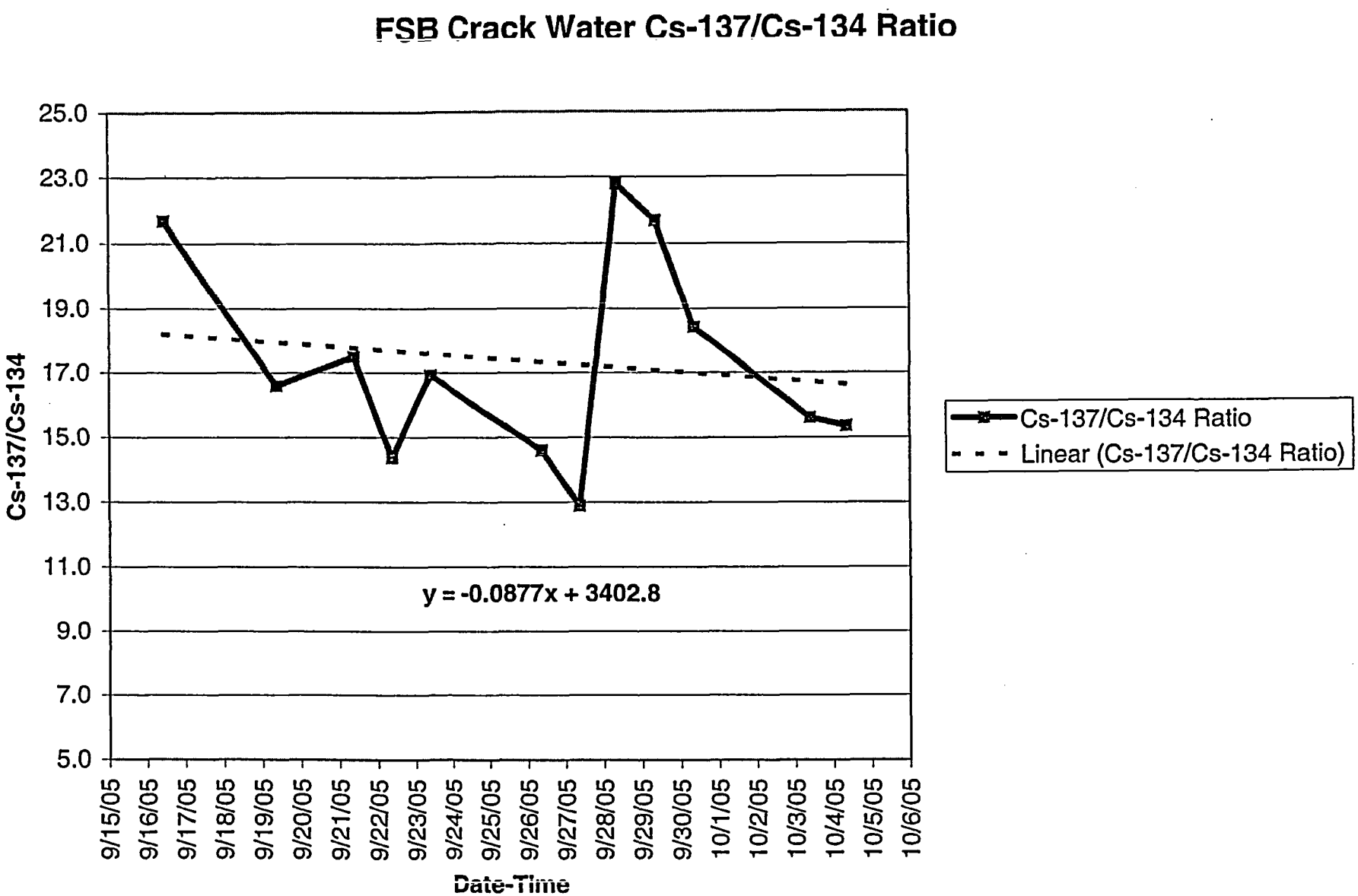
FSB Crack Water Cs-137/Cs-134 Ratio
25.0
23.0
21.0
19.0
17.0
15.0
13.0
11.0
9.0
7.0
5.0
Cs-137/Cs-134
y = -0.0877x + 3402.8
9/15/05
9/16/05
9/17/05
9/18/05
9/19/05
9/20/05
9/21/05
9/22/05
9/23/05
9/24/05
9/25/05
9/26/05
9/27/05
9/28/05
9/29/05
9/30/05
10/1/05
10/2/05
10/3/05
10/4/05
10/5/05
10/6/05
Date-Time
Cs-137/Cs-134 Ratio
Linear (Cs-137/Cs-134 Ratio)

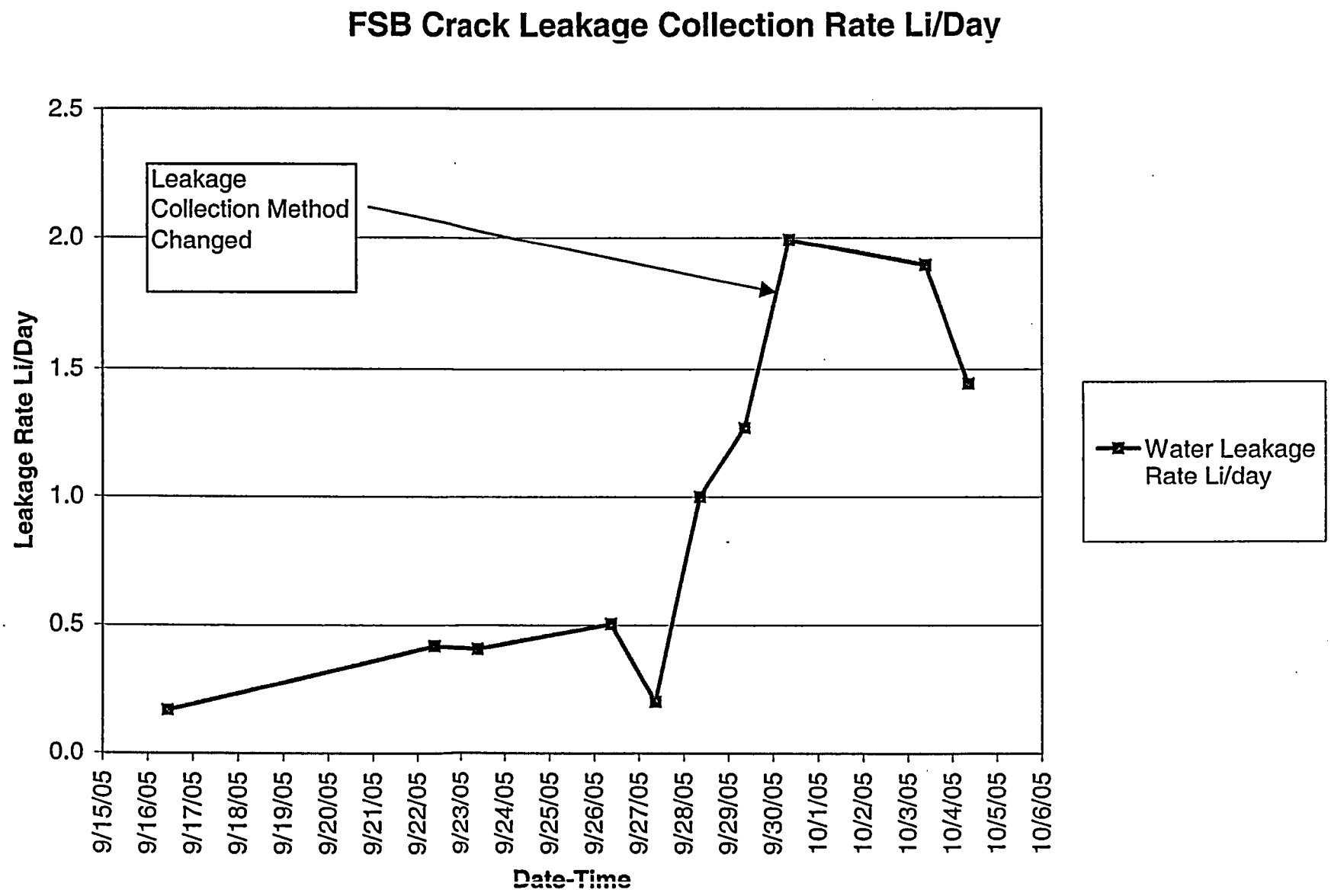
FSB Crack Leakage Collection Rate Li/Day
Leakage Collection Method Changed
Leakage Rate Li/Day
2.5
2.0
1.5
1.0
0.5
0.0
9/15/05
9/16/05
9/17/05
9/18/05
9/19/05
9/20/05
9/21/05
9/22/05
9/23/05
9/24/05
9/25/05
9/26/05
9/27/05
9/28/05
9/29/05
9/30/05
10/1/05
10/2/05
10/3/05
10/4/05
10/5/05
10/6/05
Date-Time
Water Leakage Rate Li/day

Sample Date	Location	Type	Co-60 uCi/gm	Cs-134 uCi/gm
9/13/05 10:30	Behind plastic on Lower leaking crack 12mLi	Water - **not a valid counting geometry - Potential trace level of Cs-134 Identified after spectrum reanalyzed** 20% Detector 10 min.	ND	**1.08E-05**
9/16/05 10:30	Behind plastic on Lower leaking crack 173mLi	Raw Water - Sediment in bottom. **Geometry may not be valid.** 40% Detector	3.82E-07	1.46E-06
9/19/05 9:00	Behind plastic on Lower leaking crack 500 mLi	Raw Water - **Co-60 Confirming peak not found -** 40% Detector - 1 hour count	**9.42E-08**	6.86E-07
9/21/05 9:00	Behind plastic on Lower leaking crack 500 mLi	Raw Water - 40% Detector - 1 hour count - Co-60 only one peak identified	**1.26E-07**	5.44E-07
9/22/05 9:00	Behind plastic on Lower leaking crack 419 mLi	Raw Water - 40% Detector - 1 hour count - Co-60 only one peak identified	8.13E-08	7.35E-07
9/23/05 9:30	Behind plastic on Lower leaking crack 407 mLi	Raw Water - 40% Detector - 1 hour count - Co-60 only one peak identified	1.73E-07	6.76E-07
9/26/05 8:45	Behind plastic on Lower leaking crack ~1500 mLi from 09:930 9-23-05 to 08:45 9-26-05	Raw Water - 40% Detector - 1 hour count - Co-60 only one peak identified	5.67E-08	5.40E-07
9/27/05 8:45	Behind plastic on Lower leaking crack ~205 mLi - Notes: Collection system failed. Collection method may have caused collection of material plated on wall into water sample.	~205 mLi - 40% Detector - 1 hour count	1.06E-06	2.85E-06

Exhibit 4

9/28/05 8:30	Behind plastic on 60' & 1000 mLi - Notes: Collection system changed. Collection method may have caused collection of material plated on wall into water sample.	~1000 mLi - 40% Detector - 1 hour count	3.58E-07	5.77E-07
9/29/05 8:30	Behind plastic on Gutter. 1259.7 mLi - Notes:	40% Detector - 1 hour count	2.14E-07	4.71E-07
9/30/05 8:30	Behind plastic on Gutter. 2000 mLi - Notes:	40% Detector - 1 hour count - **NOTE: Data not yet reviewed by Chem. Supv.**	1.59E-07	4.95E-07
10/3/05 9:30	Gutter. 5701 mLi	40% Detector - 1 hour count - **NOTE: Data not yet reviewed by Chem. Supv.**	1.48E-07	5.81E-07
10/4/05 8:20	Behind plastic on 1445 mLi: **Note: One peak of Co-60 Not identified**	40% Detector - 1 hour count - **NOTE: Data not yet reviewed by Chem. Supv.**	**8.41E-08**	6.16E-07

Exempt 4

Cs-137 uCi/gm	Cs-137/Cs 134 Ratio	Boron ppm	Tritium	Apparent Age CS-137 = 1.3 * Cs-134 at start	Apparent Age CS-137 = 1.0 * Cs-134 at start	Water Leakage Rate Ll/day	
7.47E-05	7	1265	2.10E-02	5.3	6.2		0.99685
3.17E-05	22	1786	2.20E-02	9.0	9.8	0.173	
1.14E-05	17	1769	2.20E-02	8.1	9.0		
9.52E-06	17	1965	2.17E-02	8.3	9.1		
1.06E-05	14	2080		7.7	8.5	0.419	
1.14E-05	17	2375	1.96E-02	8.2	9.0	0.407	
7.89E-06	15	2045	2.05E-02	7.7	8.6	0.504	
3.67E-05	13	2700	1.84E-02	7.3	8.2	0.205	

1.32E-05	23	2720	2.00E-02	9.1	10.0	1.0008
1.02E-05	22	2220		9.0	9.8	1.272
9.11E-06	18	2375		8.5	9.3	1.992
9.06E-06	16	1870		7.9	8.8	1.896
9.46E-06	15			7.9	8.7	1.445