26 February 2006

Mr. Gary Janosko, Chief
Fuel Cycle Facilities Branch
Division of Fuel Cycle Safety and Safeguards
Office of Nuclear Material Safety and Safeguards
Mail Stop T-8A33
11545 Rockville Pike
Rockville, MD 20852-2738

Dear Mr. Janosko:

SUBJECT: Sweetwater Uranium Project – Docket Number 40-8584 – Source Material License #SUA-1350 License Condition 12.3 – Required Reporting – Semiannual 10 CFR 40.65 Report

Enclosed is one CD-ROM containing the following reports pertaining to Kennecott Uranium Company's Source Material License #SUA-1350:

- Semiannual 10 CFR 40.65 Report (Airborne Effluents) – summarizes the results of air and ambient gamma monitoring for the site;
- Annual ALARA Audit – summarizes the results of the annual ALARA audit for the facility, contains data pertinent to the facility's radiation safety program and includes the Annual Safety and Environmental Review Panel (SERP) Report;
- Annual Corrective Action Program Review – summarizes all monitoring and mitigation efforts in the area of the tailings cell under the groundwater corrective action program and contains the Groundwater Monitoring Report required annually as per License Condition 12.3;
- Annual Land Use Survey – summarizes land use in the vicinity of the Sweetwater Uranium Project.

All of these reports are being submitted together as originally requested by Louis Carson during his inspection of the facility in 1995. It was later discussed with Charlotte Abrams of your staff in a telephone conversation on January 30, 1997 and February 5, 1998. She stated that these reports could all be submitted together within the sixty-day time period following January 1 of each year allowed for the 40.65 report. This single submittal procedure was incorporated into the facility's new performance based operating license in License Condition 12.3. In addition, only the most recent sample results for the tailings impoundment monitor wells are being submitted, as per a request made by Bob Evans during his inspection on July 8, 1997.

Kennecott Uranium Company has examined the data included in the 40.65 report containing the air and ambient gamma monitoring data for the site and has concluded that the dose does not exceed the 100-mrem per year dose limit. A copy of the calculation sheet as well as an explanation of the calculation method is included. This is being done at the request of Elaine Brummett of your staff in an email dated September 7, 2001. Should you have any questions, please do not hesitate to contact me at (307) 328-1476.

Sincerely,

Oscar A. Paulson

Oscar A. Paulson
Facility Supervisor

cc: Stephen J. Cohen – (2)
Director – NRC DRSS – Region IV (w/o enc.)
Marty Stearns – Kennecott Energy Company

Kennecott Energy

Kennecott Uranium Company
Sweetwater Uranium Project

Source Material License SUA-1350

27 February 2006

1	**Airborne Effluents – 2005 Semiannual 10 CFR 40.65 Report**
2	**Annual ALARA Audit – 2005**
3	**Annual Land Use Survey – 2005**
4	**Annual Corrective Action Program Review – 2005**
5	**Corrective Action Program Review Attachments - 2005** – Tables – Maps – Control Charts – Catchment Basin Perched Fluid Recovery

Kennecott Energy

Kennecott Uranium Company
Sweetwater Uranium Project
Post Office Box 1500
Rawlins, Wyoming 82301-1500
Phone: (307) 328-1476
Fax: (307) 324-4925

22 February 2006

Mr. Gary Janosko, Chief
c/o Document Control Desk
Fuel Cycle Facilities Branch - Division of FCSS
Office of Nuclear Material Safety and Safeguards
Mail Stop T-8A33
11545 Rockville Pike
Rockville, MD 20852-2738

Dear Mr. Janosko:

SUBJECT: Sweetwater Uranium Project - Docket Number 40-8584
Source Materials License SUA-1350 - Semiannual 10 CFR 40.65 Report
Airborne Effluents

Enclosed is Kennecott Uranium Company's Semiannual 10 CFR 40.65 Report for the second half of 2005 for airborne effluents. This report addresses the requirements of License Condition 11.5 of SML #SUA-1350, as well as the requirements of 10 CFR 40.65(a)(1).

Kennecott Uranium Company is only required to monitor for ambient gamma and airborne particulates at the downwind location (Air 4A) and radon at the upwind (Air 2) and downwind (Air 4A) locations as long as operations remain suspended as per License Condition 11.5. Kennecott is not required to perform stack, soil, sediment or vegetation sampling as long as operations remain suspended.

Kennecott Uranium Company has examined the data included in this report, calculated the dose to the nearest resident in millirems per year for the second half of 2005 from the licensed activities and concluded that the dose does not exceed the 100 mrem per year dose limit. A copy of the calculation sheet as well as an explanation of the calculation method is included. This is being done at the request of Elaine Brummett, previously of your staff, in an email dated September 7, 2001.

Should you have any questions, please contact me at (307) 328-1476.

Sincerely yours,

Oscar A Paulson

Oscar Paulson
Facility Supervisor

cc: Stephen J. Cohen, Project Manager
Director - USNRC DRSS, Region IV (w/o enc.)
Marty Stearns - KEC

KENNECOTT URANIUM COMPANY
SWEETWATER URANIUM PROJECT
Source Material License SUA-1350

2005
RadTrak Radon Monitor
(pCi/L)

DATE	LOCATION	RADIONUCLIDE	CONCENTRATION	STD DEVIATION/ STD COUNTING ERROR	LOWER LIMIT OF DETECTION (LLD)	
				%	pCi/L-Days	pCi/L
1/1/05 – 4/4/05	Downwind - Air 4A	Radon	1.8 pCi/L	9.2	6.0	0.06
1/1/05 – 4/4/05	Upwind - Air 2	Radon	2.3 pCi/L	8.3	6.0	0.06
4/4/05 – 7/3/05	Downwind - Air 4A	Radon	1.5 pCi/L	5.4	6.0	0.06
4/4/05 – 7/3/05	Upwind - Air 2	Radon	2.6 pCi/L	4.7	6.0	0.06
7/3/05 – 10/1/05	Downwind - Air 4A	Radon	3.0 pCi/L	4.5	6.0	0.06
7/3/05 – 10/1/05	Upwind - Air 2	Radon	4.3 pCi/L	3.8	6.0	0.06
10/1/05 – 1/1/06	Downwind - Air 4A	Radon	3.1 pCi/L	4.4	6.0	0.06
10/1/05 – 1/1/06	Upwind - Air 2	Radon	3.9 pCi/L	3.9	6.0	0.06

KENNECOTT URANIUM COMPANY
SWEETWATER URANIUM PROJECT
Source Material License SUA-1350

2005
DIRECT RADIATION MEASUREMENTS
(TLD)

Location	Date	Exposure Rate (mr/Qtr)	Error Estimated	Lower Limit of Detection (LLD) Millirems
TLD 0000 - Control 0004 - Air 4A	 1/1/05 – 4/4/05 1/1/05 – 4/4/05	 36 51	 0.5 mr 0.9 mr	 10[1] 10[1]
TLD 0000 - Control 0004 - Air 4A	 4/4/05 – 7/3/05 4/4/05 – 7/3/05	 26 40	 2.9 mr 4.5 mr	 10[1] 10[1]
TLD 0000 - Control 0004 - Air 4A	 7/3/05 – 10/1/05 7/3/05 – 10/1/05	 31 41	 0.7 mr 0.5 mr	 10[1] 10[1]
TLD 0000 - Control 0004 - Air 4A	 10/1/05 – 1/1/06 10/1/05 – 1/1/06	 28 39	 0.8 1.8	 10[1] 10[1]

[1] Please see the following copy of a letter from ThermoNUtech on Lower Limits of Detection (LLDs).

Thermo NUtech
5635 Jefferson Street NE
Albuquerque, NM 87109
(505) 345-9931 • FAX (505) 761-5410

Lower Limits of Detection (LLDs)

1990 DOELAP Study (See DOELAP Handbook § 3.4)
95% Confidence Level Values

Known Fields: LLD in mrem per period					
Radiation Field		Deployment Period			
Type	Test Source	Monthly*	Quarterly	Semi-Annual*	Annual*
gamma	^{137}Cs	6	11	16	22
X-ray	mixed beam	6	11	16	22
hard beta	$^{90}Sr/Y$	8	13	18	26
soft beta	^{204}Tl	36	63	89	126
slow neutron	^{252}Cf mod.	5	8	11	16
fast neutron	^{252}Cf unmod.	43	74	105	148

*Extrapolated from quarterly values. The study was done using a period of one quarter.

For routine reporting purposes, the LLD is taken to be 10 mrem.
This value is very close to the measured LLD for most commonly encountered radiation fields.
No values less than this nominal LLD are reported.

KENNECOTT URANIUM COMPANY
SWEETWATER URANIUM PROJECT
Source Material License SUA-1350

CONTINUOUS LOW-VOLUME AIR PARTICULATE ANALYSIS

STATION 4A – 2005

Quarter/Date Sampled Air Volume	Radionuclide	Concentration µCi/ml	Error Estimate µCi/ml	LLD µCi/ml	Effluent Conc.* pCi/ml	% Effluent Concentration
1st Quarter	U-nat	<1.00 E-16	N/A	1.00 E-16	9.00 E-14	<1.11 E-01
1/1/05 – 4/4/05	Th-230	<1.00 E-16	N/A	1.00 E-16	3.00 E-14	<3.33 E-01
Air Vol in mLs	Ra-226	1.11 E-16	3.25 E-17	1.00 E-16	9.00 E-13	1.23 E-02
4.38 E+10	Pb-210	1.61 E-14	3.25 E-16	2.00 E-15	6.00 E-13	2.68 E+00
2nd Quarter	U-nat	2.16 E-16	N/A	1.00 E-16	9.00 E-14	2.40 E-01
4/4/05–7/3/05	Th-230	1.15 E-16	2.59 E-17	1.00 E-16	3.00 E-14	3.82 E-01
Air Vol in mLs	Ra-226	1.95 E-16	7.78 E-17	1.00 E-16	9.00 E-13	2.16 E-02
4.39 E+10	Pb-210	1.38 E-14	3.33 E-16	2.00 E-15	6.00 E-13	2.30 E-00
3rd Quarter	U-nat	1.12 E-16	N/A	1.00 E-16	9.00 E-14	1.25 E-01
7/3/05 – 10/1/05	Th-230	<1.00 E-16	N/A	1.00 E-16	3.00 E-14	<3.33 E-01
Air Vol in mLs	Ra-226	1.60 E-16	4.07 E-17	1.00 E-16	9.00 E-13	1.78 E-02
4.18 E+10	Pb-210	9.71 E-15	4.26 E-16	2.00 E-15	6.00 E-13	1.62 E+00
4th Quarter	U-nat	1.21 E-16	N/A	1.00 E-16	9.00 E-14	1.34 E-01
10/1/05 – 1/1/06	Th-230	<1.00 E-16	N/A	1.00 E-16	3.00 E-14	<3.33 E-01
Air Vol in mLs	Ra-226	<1.00 E-16	N/A	1.00 E-16	9.00 E-13	<1.11 E-02
4.56 E+10	Pb-210	2.65 E-14	5.79 E-16	2.00 E-15	6.00 E-13	4.42 E+00

LLD's are as published in Reg. Guide 4.14
*Effluent Concentration from the NEW 10 CFR Part 20 - Appendix B - Table 2
Year for Natural Uranium
Year for Thorium-230
Week for Radium-226
Day for Lead-210

Kennecott Energy

Sweetwater Uranium Project

Memorandum

Oscar Paulson
Facility Supervisor

30 January 2006

To: File - 10 CFR 40.65 Report

From: Oscar Paulson

Subject: Dose to the General Public in Millirems per Year as Represented by the Nearest Resident – Second Half 2005

The following is a dose calculation for the nearest resident (the contract security guard) for the second half of 2005.

Calculation Assumptions:

1. The nearest resident for dose calculation purposes is considered to be the site security officer when he is not on duty and sleeping inside the Security Trailer. The site security officer is scheduled to be on site from 5:30 p.m. on Thursday of each week to 10:00 p.m. the following Sunday, on holidays and at times that the Senior Facility Technician is on vacation. In spite of the fact that the site security officer does not reside on site continuously, no occupancy factor is assigned to him and for dose calculation purposes he is assumed to reside on site continuously.
2. Radon concentrations are measured in the Security Trailer with Radtrak detectors placed in the kitchen and bedroom and changed quarterly. The results from these detectors are averaged to derive a semiannual radon concentration in Pico curies per liter for the Security Trailer.
3. Radon exposures in working levels are measured semiannually in the Security Trailer using a calibrated Bendix BDX-44, MSA or Sensidyne GilAir II air pump and filter. The filter is read by the modified Kusnetz Method.
4. The radon concentration and exposure are used to calculate the equilibrium factor. The equilibrium factors calculated semiannually are averaged to derive a site equilibrium factor.
5. This equilibrium factor is applied to the upwind radon concentrations to derive a background radon dose and to the average semiannual radon concentration in the Security Trailer to derive a radon dose to the nearest resident. An equilibrium factor table is attached.
6. The dose from the semiannual downwind airborne particulate concentrations of natural uranium, radium-226 and thorium-230 are used to calculate the dose from airborne particulates in the Security Trailer in spite of the fact that the Security Trailer is not downwind of the facility.
7. The gamma dose from the downwind gamma radiation monitor (environmental thermo- luminescent dosimeter) is used to calculate the gamma radiation dose in the Security Trailer.
8. The doses from radon-222, airborne particulate radionuclides and gamma radiation are summed to produce a dose to the nearest resident (the Security Trailer).
9. The radon concentrations measured at the upwind air monitoring stations during the two (2) quarters

for a given semiannual period are averaged, corrected for the site equilibrium factor and converted to a background radon dose for the facility.

10. This background radon dose is summed with the background gamma radiation dose (from the revised Environmental Report – dated August 1994) and the doses derived from the background airborne particulate concentrations (natural uranium, radium-226 and thorium-230 as described in the revised Environmental Report dated August 1994) to yield a background radiation dose for the facility for the given semiannual period.
11. The background dose is subtracted from the calculated dose to the nearest resident (Security Trailer) to derive a dose to the nearest resident for the facility.

BACKGROUND

		Average Concentration	**Dose (mrem)**
Gamma Exposure:			200.70 (approx. 22.9 uR/hr)
Airborne Particulates:			
	U nat	6.2 E-16 µCi/ml	0.34
	Ra-226	3.9 E-16 µCi/ml	0.22
	Th-230	3.9 E-16 µCi/ml	0.65
Gases:			
	Radon-222	4.1 pCi/l	368.0
Total			**569.9**

Notes:

1. An equilibrium factor of 0.204 was used for radon based on eighteen (18) comparisons of radon-222 and radon-222 daughter concentrations over 13 years. Please see attached sheet entitled "Equilibrium Factors for Nearest Resident".
2. Gamma and airborne particulate background data is from the revised Environmental Report (August 1994).
3. The background radon concentration at the upwind air station (Air 2) for the period was used to calculate background radon dose.
4. Calculation: (Radon concentration (pCi/l))*(Equilibrium factor)*(0.44 rems/pCi/l) = Dose (rems)

SECURITY TRAILER

		Average Concentration	**Dose (mrem)**
Gamma Exposure:			160.00
Airborne Particulates:			
	U nat	1.17 E-16 µCi/ml	0.065
	Ra-226	1.30 E-16 µCi/ml	0.01
	Th-230	1.00 E-16 µCi/ml	0.17
Gases:			
	Radon-222	3.22 pCi/l	289.03
Total			**449.28**

Notes:

1. An equilibrium factor of 0.204 was used for radon based on eighteen (18) comparisons of radon-222 and radon-222 daughter concentrations over 13 years.
2. Downwind airborne particulate concentrations and gamma doses for the third and fourth quarters of

2005 were used for the security trailer. These doses were converted to millirems per year (mrem/yr).

3. Radon concentration was measured in the security trailer for the third and fourth quarters of 2005 and is based on an average of RadTrak units located in two (2) locations; the kitchen and the bedroom.
4. The gamma dose rate is based upon the TLD dosimeters for the third and fourth quarters converted to an annual dose rate.

The net (dose to the nearest resident minus background dose) annual TEDE from the licensed operations for the second half of 2005 is **0** mrem/year, which is below the 100 mrem/year dose limit to members of the general public.

Oscar Paulson

Oscar Paulson

Avg dose.doc

Kennecott Uranium Company
Sweetwater Uranium Project

Equilibrium Factor for Nearest Residence
(Security Guard Trailer)

Date	Radon Concentration (pCi/L)	Exposure (WL)	Equilibrium Factor
1/1/93 – 6/30/93	3.2	0.009	0.28
1/1/97 – 6/30/97	1.5	0.003	0.20
7/1/97 – 12/31/97	2.2	0.002	0.09
1/1/98 – 6/30/98	1.65	0.003	0.18
1/1/99 – 6/30/99	1.90	0.009	0.47
7/1/99 – 12/31/99	3.25	0.002	0.06
1/1/00 – 6/30/00	2.12	0.004	0.19
7/1/00 – 12/31/00	3.05	0.009	0.30
1/1/01 – 6/30/01	3.60[1]	0.012	0.33
7/1/01 – 12/31/01	2.78	0.013[2]	0.47
1/1/02 – 6/30/02	2.48	0.009[2]	0.34
7/1/02 – 12/31/02	2.80	0.003[2]	0.11
1/1/03 – 6/30/03	2.40	0.004[2]	0.17
7/1/03 – 12/31/03	3.75[3]	0.006[2]	0.16
1/1/04 – 6/30/04	2.08	0.003[2]	0.14
7/1/04 – 12/31/04	3.0	0.0005	0.017
1/1/05 – 6/30/05	2.55	0.0013	0.051
7/1/05 – 12/31/05	3.22	0.0035	0.109
Average			**0.204**

[1] This value is based upon an average of three (3) RadTrak detectors. The second quarter RadTrak detector in the Security Trailer bedroom was lost.
[2] Average of two (2) measurements
[3] Fourth quarter 2003 concentration only. Landauer, Inc. lost the third quarter 2003 RadTrak units.

Calculation Parameters

1. Radon concentrations in the Security Trailer are calculated based upon the results of two (2) RadTrak detectors (one in the kitchen and one in the bedroom) that are changed quarterly. The radon concentration for a given semiannual period is an average of the results of four (4) RadTrak detections, one in the kitchen and one in the bedroom, changed quarterly.
2. Radon exposures (radon daughters concentrations measured in Working Levels) are taken semiannually in the trailer in two (2) locations (kitchen and bedroom) using a Bendix BDX-44, MSA or Sensidyne GilAir II air pump and a filter. The filter is evaluated using the modified Kusnetz Method.
3. The equilibrium factor is calculated.

   Radon Dose (rems) = (Radon Concentration (pCi/L)) * (Equilibrium Factor) * (0.44 rem/pCi/L)
   An occupancy factor may be added as required.
   1 WL ~ 100 pCi/L with daughters present (100% equilibrium)
   Equilibrium Factor Formula: Equilibrium Factor = Exposure (WL) * 100 / Concentration (pCi/L)

Source: National Council on Radiation Protection (NCRP) Report #97

Kennecott Uranium Company
Sweetwater Uranium Project
Post Office Box 1500
Rawlins, Wyoming 82301-1500
Phone: (307) 328-1476
Fax: (307) 324-4925

26 February 2006

Mr. Gary Janosko, Chief
Fuel Cycle Facilities Branch
Division of Fuel Cycle Safety and Safeguards
Office of Nuclear Material Safety and Safeguards
Mail Stop T-8A33
11545 Rockville Pike
Rockville, MD 20852-2738

Dear Mr. Janosko:

SUBJECT: Sweetwater Uranium Project – Docket Number 40-8584
Source Material License No. SUA-1350
Annual ALARA Audit

Enclosed is Kennecott Uranium Company's annual ALARA audit. This audit addresses conditions 9.3D and 12.3 of SML #SUA-1350.

If you or your staff have any questions or require further information, please contact me at (307) 328-1476.

Sincerely,

Oscar A Paulson

Oscar A. Paulson
Facility Supervisor

cc: Stephen J. Cohen, Project Manager (NRC) (2)
Director, DRSS (NRC) - Arlington, TX (w/o attachments)
Marty Stearns – Kennecott Energy Company

Kennecott Energy

Memorandum ***Sweetwater Uranium Project***

Oscar Paulson
Facility Supervisor

27 February 2006

NRC File

Subject: Source Material License SUA-1350 - License Condition 12.3 – Annual ALARA Report

The following areas of the Sweetwater Uranium Project Radiation Safety Program were reviewed to determine if occupational radiation safety exposures were managed to be **A**s **L**ow **A**s **R**easonably **A**chievable (ALARA):

1. Employee exposure records:
Individual monitoring of employee exposures at the Sweetwater Uranium Project is not required as per 10 CFR 20.1502 since employees are unlikely to receive in excess of 10% of the limits for external or internal exposure. Gamma radiation levels and concentrations of airborne radionuclides are assessed to verify that employee doses are below the levels requiring individual monitoring.

2. Quarterly bioassay results:
All bioassay results from site employees were below the first action level. In addition, pre-job bioassays were taken of contract employees preparing to perform the Catchment Basin excavation. All results were below the first action level.

3. Inspections and reports:
Daily Mill Foreman inspections and weekly work area inspections by the Radiation Safety Officer have been suspended during the period of mill shutdown as per a letter from the licensee dated June 10, 1983 and a response from NRC dated September 23, 1983.

4. Training:
Annual Radiation Safety Refresher Training was conducted on February 10, 2005. Annual MSHA Refresher Training was conducted on April 7, 2005. In addition, driver training was conducted on April 6, 2005.

5. Safety Meetings:
Monthly radiation safety meetings were held with site and applicable contract personnel. These are enumerated in this document.

6. Radiation surveys and sampling:
Gamma, radon and airborne uranium levels in the mill are low. Internal and external dose levels are below 10% of the applicable limits so individual monitoring of personnel is not required.

7. Reports of overexposure of workers:
No overexposures have occurred.

8. Standard Operating Procedures (SOPs):
Standard Operating Procedures (SOPs) were reviewed during 2004, as documented in the memorandum entitled "Annual Review of Standard Operating Procedures (SOPs)", dated 11 January 2006.

9. Radiation Work Permits:
No radiation work permits were issued in 2005. All work was conducted under Standard Operating Procedures.

10. Nuclear Density Gauges:
All nuclear density gauges in the mill are stored in place with the shutters closed and locked. All nuclear density gauges are inventoried semiannually. The gauges were inventoried on 6/16 and 12/28/05. All nuclear density gauges in the mill were leak tested on May 16, 1997. All gauges passed the leak test. Leak testing of the gauges is only required every ten (10) years provided they are in storage and not being used, as is the case at the Sweetwater Uranium Project.

11. Safety and Environmental Review Panel (SERP):
License Condition 9.3 of the facility's performance based operating license approved on August 18, 1999 addresses the Safety and Environmental Review Panel (SERP) and requires that an annual report of its activities be included in the facility's annual ALARA audit. The Safety and Environmental Review Panel issued three (3) Safety and Environmental Evaluations (SEE) during 2005. These actions are reflected in the memorandum entitled "Safety and Environmental Review Panel (SERP) - 2005", included in this report.

12. Instrument Calibrations:
Instrument calibrations were reviewed. All instruments were within their calibration interval when used.

13. Respiratory Protection:
Members of the site's respirator program were qualified for respirator use by a physician on June 14, July 7 and November 7, 2005. Annual fit testing and respirator training was conducted on November 28, 2005.

The following is based on the review of the Radiation Safety Program:

Trends in Exposure

Operations were suspended in April 1983. The mill has been cleaned with the exception of the precipitation and drying areas, which are isolated. Exposures remain low since operations are suspended.

Some equipment stored on site, especially some steel pressure vessels stored in the grinding area of the mill, has created the potential for very slight increases in gamma doses. The gamma dose rates from this equipment are not sufficiently high to require posting under 10 CFR 20.1003; however, site employees have been instructed about the vessels and avoid them. The storage of this equipment has caused slight increases in exposure to individuals working near where the equipment is stored. In addition, the equipment has caused slightly elevated radon daughter concentrations in the Solvent Extraction (SX) Building. This situation was corrected by the installation of a vent fan. The vent fan in that building was adjusted to operate continuously beginning on December 11, 2001, to exhaust accumulated radon and radon daughters. Radon daughter concentrations were low in the Solvent Extraction (SX) Building, averaging 0.014 WL on 6/21/05 and 0.015 WL on 12/8/05.

Current Use of Control Equipment

Since the mill is not operating use of control equipment is not required in the Mill Building. The mill and solvent extraction (SX) buildings are kept locked to control access. Sprays and lagoons are operated in the tailings impoundment when weather conditions permit to control dusting. A fan is operated continuously in the Solvent Extraction (SX) Building to vent any accumulated radon and radon daughters in the building.

The shutters on the nuclear density gauges in the mill are closed and locked.

Possible Reduction of Exposure Under the ALARA Concept

Exposures are at minimal levels due to suspension of operations. Access to known contaminated areas and to stored equipment with slightly elevated gamma levels is limited and controlled. All nuclear density gauge shutters are closed and locked. An amendment to the sealed source license BML-49-19005-01 dated April 9, 1998 was obtained which freed the licensee from the requirement of testing the on-off mechanism on the gauges every six (6) months. This amendment has caused some reduction in exposures by reducing the time that personnel have to work around the gauges and by eliminating personnel having to work with the gauge in the yellowcake barreling area thus reducing exposure to airborne yellowcake particles.

Oscar A Paulson

Oscar Paulson
Facility Supervisor

Kennecott Energy

Memorandum ***Sweetwater Uranium Project***

Oscar Paulson
Facility Supervisor

13 February 2006

NRC File

Subject: Sweetwater Uranium Project – Source Materials License SUA-1350: In-House Review of the Radiation Safety Program Including Audits, Inspections, Employee Exposures, Effluent Releases and Environmental Data as Required by License Condition 12.3

As required by License Condition 12.3 of SML #SUA-1350, the radiation safety, health physics and environmental monitoring programs are reviewed herein. In addition, trends in exposure, possible reductions in exposure or effluents under the ALARA concept and the use, maintenance and inspection of radiation monitoring equipment is discussed. The required (License Conditions 9.3 and 12.3) report on the activities of the Safety and Environmental Review Panel (SERP) is also attached.

Attached as part of this review process are the following:

- Summary of Monthly Radiation Safety Meetings
- Summary of Annual Radiation Refresher Training
- Occupational Exposure Assessment - Suspended Operations
- Bioassay Assessment
- Summary of Radiation Instrument Calibrations
- External Gamma Radiation Survey Assessment
- Total and Removable Alpha Radiation Survey Assessment
- Radon Daughter Monitoring Assessment
- Potable Water Quality Summary
- Safety and Environmental Review Panel (SERP) - 2005
- Respiratory Protection - 2005
- Review of Standard Operating Procedures – 2005
- Radiation Work Permits – 2005
- Dose Assessment/Determination of No Requirement for Individual Monitoring or Dose Calculation at the Sweetwater Uranium Project for 2005.

Review of the Programs

A review of the program revealed the following item(s) which required additional attention or correction during the year:

1. Storage of Contaminated Equipment and Ion Exchange Resin on Site

Contaminated equipment now belonging to the Green Mountain Mining Venture (GMMV), but originally stored on site in 1997 by U.S. Energy Corp./Yellowstone Fuels, Inc., continues to be stored on site. The equipment is stored in the Mill Building, Solvent Extraction (SX) Building, in the tailings impoundment, in a designated restricted area within the Main Shop (the Welding Bay). Ownership of this equipment was transferred to the Green Mountain Mining Venture (GMMV) by U.S. Energy Corp./Yellowstone Fuels, Inc., on September 11, 2000.

In addition, approximately 174,740 pounds of an ion exchange resin/water mixture is stored on site in the Number 1 Counter Current Decantation (CCD) thickener tank in the Mill Building. This material now belongs to the Green Mountain Mining Venture (GMMV), but was originally stored on site by U.S. Energy Corp./Yellowstone Fuels, Inc. This material was unloaded on site between April 22 and May 7, 1998. This material is stored submerged in the Number 1 CCD tank in the mill, which is heated to prevent freezing in the

winter. Ownership of this ion exchange resin was transferred to the Green Mountain Mining Venture (GMMV) by U.S. Energy Corp./Yellowstone Fuels, Inc. on September 11, 2000.

Additional radon monitoring was performed using the modified Kusnetz method during unloading and RadTrak radon monitors are placed on top and below the CCD thickener used to store the resin and are changed quarterly. Air sample filters are collected semiannually near the Number 1 Counter Current Decantation (CCD) thickener tank and analyzed using the modified Kusnetz method. This is done to determine if handling or storing the resin creates elevated radon levels in the area. The results of the monitoring show that the radon levels in the storage area remain at background in spite of resin being stored there.

The stored equipment may have been responsible for previously elevated radon daughter concentrations measured in the Solvent Extraction (SX) Building. This situation has been corrected by operating an exhaust fan to remove accumulated radon and radon daughters. Radon daughter monitoring using the modified Kusnetz method has been performed semiannually in this area. The monitoring shows radon daughter concentrations ranging from 0.007 WL to 0.020 WL.

Changes in the Program

1. Additional Continuous Radon Monitoring

Continuous RadTrak radon monitors are placed on top and at the base of the Number 1 CCD Thickener and changed on a quarterly basis to monitor radon levels in the area to determine if the storage of resin in the thickener increased radon levels in the Mill Building. Radon levels in the Mill Building remain at background levels.

Trends in Exposure

Operations were suspended in April 1983. Operations have remained suspended since that time. Exposures are low. Individual monitoring of personnel is not required since all exposures are below 10% of the allowable limit. In-plant air samples are collected semiannually. Work performed in the mill and tailings impoundment has been under Standard Operating Procedures (SOPs). The only activities conducted in 2005 were property security, preservation, maintenance, operation of the tailings impoundment and Catchment Basin system pumpback and tailings impoundment spray system, environmental monitoring, storage of equipment and used ion exchange resin, and land farming of petroleum contaminated soils.

Storage of some of the equipment, notably some steel pressure vessels in the mill, has caused gamma radiation levels to increase slightly in the area within the mill in which they are stored. An exhaust fan is operated in the SX building continuously to vent any accumulated radon and radon progeny. Radon daughter concentrations in this area varied between 0.007 WL to 0.020 WL.

Possible Reduction of Personnel Exposures or of Effluents Under ALARA

With operations suspended since April 1983, there have been no releases of effluents or employee exposures. The mill, with the exception of the dryer, and yellowcake area has been decontaminated. The dryer is locked and entry is restricted. The yellowcake (precipitation) area has been externally cleaned and the tanks are covered. All thirteen (13) nuclear density gauges in the mill are shuttered and are inventoried semiannually. The gauges were inventoried on 6/21 and 12/16/04. The gauges were leak tested on May 16, 1997. No leakage was detected. An amendment dated April 9, 1998 was obtained to the nuclear density gauge license, which freed the licensee from testing the on-off mechanism on the thirteen (13) nuclear density gauges in the mill as long as operations remain suspended. This change has caused some reduction in personnel exposure in that personnel now spend less time near the gauges and personnel are not exposed to yellowcake dust associated with testing the on-off mechanism of the gauge in the yellowcake barreling area. A Corrective Action Program (CAP) is in place to address the seepage from the tailings impoundment and Catchment Basin. The pumpback system continues to operate as designed. The fan in the Solvent Extraction (SX) Building is now operated continuously to exhaust any accumulated radon and radon daughters emanating from equipment stored there.

Current Use of Control Equipment

Concurrent with the suspension of mill operations in April 1983, all mill control systems have been shut down. The Mill and Solvent Extraction (SX) buildings are kept locked when personnel are not inside them. Security is maintained on site twenty-four (24) hours a day as required by Section 5.4 of the license application that is cited in License Condition 9.5 of SUA-1350, to prevent unauthorized access to the facility and unauthorized entry into

the tailings impoundment. This prevents potential exposure to radioactive materials to unauthorized individuals, who may attempt to gain access to the facility buildings or the tailings impoundment. The tailings retention system continues as a passive control system incorporating a synthetic Hypalon liner to retain the tailings fluids. Seepage has occurred in the past due to a liner failure. A seepage collection (pumpback) system is in operation. This system was extended to include two (2) wells west of the Catchment Basin in 2005. A system using sprays and lagoons constructed on the tailings and operated during non-freezing weather serves to minimize dusting, reduce radon emanation and evaporate fluids. The Low Volume air samples taken at Air 4A, (downwind of the tailings impoundment) show levels of natural uranium, thorium-230 and radium-226, which each remained below 0.5% of the regulatory limits during 2005, documenting the effectiveness of the lagoons and spray system in controlling dusting on the tailings impoundment. Evaporation will continue to decrease the potential of seepage from the impoundment. A fan is operated continuously in the Solvent Extraction (SX) Building to exhaust any accumulated radon and radon daughters emanating from equipment stored there.

Additional monitor wells were drilled in 2004 around the Catchment Basin. The nature and extent of the contamination of soils and ground water around the Catchment Basin has been described in submittals dated May 12, July 22 and December 15, 2004 and January 18, 2005. Fluid has been pumped out of one of the shallow monitor wells (TMW-90) beginning on September 4, 2003, under Safety and Environmental Evaluation (SEE) #6 and out of the second shallow monitor well (TMW-105) beginning on March 23, 2004 under an amendment to Safety and Environmental Evaluation (SEE) #6. Pumping of these wells was terminated in 2005 since they essentially pumped dry. Additional information about these wells may be found in the Corrective Action Program (CAP) Review.

A license amendment request to excavate the contaminated soils around the Catchment Basin and expand the pumpback system to include wells around the Catchment Basin was approved on May 26, 2005. Pre-excavation work around the Catchment Basin began on December 12, 2005. Pump back of contaminated Battle Spring Aquifer water around the Catchment Basin began in the summer of 2005. Details about this expansion of the pumpback system are included in the Corrective Action Program Review.

Oscar A Paulson

Oscar Paulson

Kennecott Energy

Memorandum ***Sweetwater Uranium Project***

Oscar Paulson
Facility Supervisor

27 February 2006

To: NRC File
Subject: Summary of Monthly Radiation Safety Meetings

The following is a summary of the monthly (plus nine (9) additional) Radiation Safety meetings held in 2005:

DATE	TOPIC	ATTENDEES
1/26/05	RadTrak radon monitors; Dosimetry results; Pump back wells.	OP, GP, LR
1/30/05	Radon levels in buildings.	OP, GP, LR, SS
2/23/05	Personal dosimetry; Internal doses from yellowcake handling; Bioassay results.	OP, GP, LR
3/17/05	Breathing zone sampling; Types of units/calibration methods.	OP, GP, LR
4/13/05	Uranium in groundwater; EPA's 30 ug/l public water supply standard.	OP, GP, LR
4/17/05	Radon levels in the Administration Building.	OP, GP, LR
5/18/05	First quarter breathing zone sample; Catchment Basin Environmental Assessment; AREVA's CD-ROM – "All About Nuclear Energy".	OP, GP, LR
5/31/05	Catchment Basin Environmental Assessment.	OP, GP, LR
6/21/05	Tailings management; Pump back wells around the Catchment Basin.	OP, GP, LR
7/25/05	Tailings management; Review of problems and options.	OP, GP, LR, CS
8/4/05	Breathing zone sample results; Safety and Environmental Review Panel (SERP); Reviewed National Geographic article "Living with the Bomb".	OP, GP, LR
8/15/05	Radiation safety for surveying in the tailings impoundment.	OP, GP, AM
9/14/05	Catchment Basin excavation.	OP, GP, JMc
10/11/05	Catchment Basin contaminated soil excavation; Radiation safety meeting with potential bidders to discuss radiation safety aspects of the job.	OP, GP, MD, LK, BG, KR, CP, JM, JB, BGr, CE, LS, TF, RA, MC
10/24/05	Use of potassium iodide in the event of a nuclear reactor accident.	OP, GP, SS, HK
11/28/05	Respirator fit tests; Luxel dosimeters; Bioassaying.	OP, GP, HK
12/5/05	Demonstration of alpha and gamma radiation detection and measurement.	OP, GP, HK, SS
12/5/05	Catchment Basin excavation radiation safety.	OP, TF, GH
12/12/05	Pre-job Catchment Basin excavation radiation safety; Discussed dosimetry, bioassays and contamination control.	OP, GP, HK, TF, GE, GH
12/20/05	Internal dose from uranium; Monitoring and characteristics of alpha radiation.	OP, TR, SL, JT
12/22/05	Reviewed Regulatory Guide 8.29; Discussed types of radiation and demonstrated alpha, beta and gamma radiation using a Ludlum 44-9 Geiger Mueller probe.	OP, GP, HK, TF, GH, RA

Initial key: Kennecott Uranium Company Employees: OP – Oscar Paulson, GP – George Palochak, HK – Harold Kelley, LR – Lyle Reizenstein, SS – Shelley Schutterle. Kennecott Energy Employees: MD – Mike Dunham, LK – Laura Klug. Contractor Personnel: AM – Anita Morris, RA – Randy Archer, JMc – Jim McMacken, TF – Tom Faust, GE – Gene English, JT – James Thorpe, GH – Gary Hostetter, SL – Stacy Lawson, BG – Bob Gilroy, KR – Ken Reed, CP – Clark Peterson, JM – James Melvin, JB – Jim Berracle, BGr – Brett Grubbs, CE – Chris Eastin, LS – Larry Suchor, MC – Monte Carr, CSW – Clint Strachan

Oscar A Paulson

Oscar Paulson
Facility Supervisor

E:\Documents and Settings\schuttes\Shelley's Docs\Regulatory Agencies\USNRC\ANNUAL-NRC\ALARA Report\2005\ALARA 2005.doc

Kennecott Energy

Memorandum ***Sweetwater Uranium Project***

Oscar Paulson
Facility Supervisor

31 January 2005

To: NRC File

Subject: Annual Radiation Refresher Training

Annual radiation safety training for uranium mill workers was conducted by Dr. Craig Little of MFG Inc. on February 10, 2005, as discussed in the attached letter.

The attendees are listed in the letter. A description of the course content is maintained on file on site.

Oscar A Paulson

Oscar Paulson
Facility Supervisor

consulting
scientists and
engineers

RECEIVED
MAR 1 4
O. PAULSON

March 14, 2005

Mr. Oscar Paulson
Kennecott Energy Company
Sweetwater Uranium Facility
PO Box 1500
Rawlins, WY 82301

Ref: General Radiation Worker 4-hour Safety Training

Dear Mr. Paulson:

The following individuals were in attendance for the General Radiation Worker 4-hour Safety Training conducted in Rawlins, Wyoming by Craig Little, Ph.D., on February 10th, 2005:

Don Sneathen	Roger Hannum
Gene English	George Pallochak
Mike Pattyn	Jim McMacken
Gary Hostetler	Anita Morris
Randell D. Archer	Ray Grate
Harry Lovato	Oscar Paulson
Lyle Reizenstein	

Sincerely,

Tory Fravel

Ms. Tory Fravel
Corporate Health and Safety Program Manager

Kennecott Energy

Memorandum ***Sweetwater Uranium Project***

Oscar Paulson
Facility Supervisor

8 February 2006

NRC File

SUBJECT: Internal Occupational Exposure Assessment – Suspended Operations

The following occupational exposure assessment is based on air samples taken in the Sweetwater Mill and tailings impoundment during 2005. Annual intakes (based on airborne concentrations and exposure times) below 10% of the applicable Allowable Limits of Intake (ALI) in Table 1, Column 1 of Appendix B (5 E-2 µCi for Class Y natural uranium) do not require individual monitoring or dose assessment. This assessment is of the Mill Foreman, who is the individual on site who spends the greatest amount of time within the restricted areas and receives the largest dose.

Airborne Particulate Air Sampling Results

The results of this sampling are attached as the spreadsheet "Airborne Sampling Results". Quarterly breathing zone samples and semiannual high volume air samples in the Grinding and Precipitation Areas of the Mill Building and the tailings impoundment are collected.

Time Spent in the Mill Building and Tailings Impoundment

The Mill Foreman spent a total of 535 hours (53.5 days) in the Sweetwater Mill and 835 hours (83.5 days) in the tailings impoundment during calendar year 2005. This is a maximum estimate of time and is based upon the assumption that for each day the Mill Foreman was in the mill or tailings impoundment, he spent the entire ten (10) hour day there, even though on many occasions a visit to the mill or tailings impoundment in a given day constituted only a few hours inside the building or inside the impoundment.

Dose Calculation Method

10CFR20.1003 states, "Occupational dose does not include dose received from background radiation…". In the interest of simplicity and conservatism, however, background airborne radionuclide concentrations have not been deducted from the concentrations, derived air concentrations (DACs) or percentages of allowable limits of intake (ALIs) presented in the table on the spreadsheet or text that follows.

The following additional steps were followed to ensure that the calculated dose is conservative:

- The highest airborne concentration measured (from a single breathing zone sample) in the year (March 24, 2005 – <7.84 E-13 µCi/ml) was used for an airborne uranium concentration in the Mill Building. A concentration of 7.84 E-13 µCi/ml was used in spite of the fact that the actual concentration was less than that value by an unknown amount, since that value was the sample's lower limit of detection (LLD).
- An assumption of ten (10) hours occupancy (a full working day) in either the Mill Building or tailings impoundment was assumed if the Mill Foreman entered either area on a given day in spite of the fact that actual occupancy may have been far less.
- The maximum airborne concentrations for thorium-230 and radium-226, based on high volume air samples, were used to calculate the doses to thorium-230 and radium-226 for the time spent in the Mill Building and tailings impoundment.
- The maximum airborne concentration for natural uranium based on high volume air sampling in the tailings impoundment was used to calculate the dose from uranium for time spent in that area.

Dose Calculation Results

An internal dose of 5.29 E+01 millirems (52.9 millirems) was calculated for the maximally exposed individual (the Mill Foreman) on site for normal duties.

The calculated dose of 52.9 millirems is less than 10% of the limit of 500 millirems, above which individual monitoring is required as per 10 CFR 20.1502(b)(1). Thus, the maximally exposed individual received less than 2% of the ALI for natural uranium, radium-226 and thorium-230 when working in both the Mill Building and tailings impoundment.

Oscar A. Paulson

Oscar A. Paulson

Kennecott Uranium Company
Sweetwater Uranium Project

Airborne Sampling Results

Breathing Zone Samples

Date	Location	Concentration (Natural Uranium Only) (microCuries/ml)	Percent of DAC
24-Mar-05	Mill	<7.84E-13	<3.92E+00
30-Jun-05	Mill	7.81E-14	3.91E-01
27-Sep-05	Mill	4.49E-13	2.25E+00
29-Dec-05	Mill	<5.40E-14	<2.70E-01

High Volume Air Sampling

Date	Location	Concentration			Percent of DAC		
		Natural Uranium (microCuries/ml)	Radium-226 (microCuries/ml)	Thorium-230 (microCuries/ml)	Natural Uranium	Radium-226	Thorium-230
21-Apr-05	Mill-Precipitation	1.83E-14	2.11E-15	<1.00E-16	9.15E-02	7.03E-04	<1.67E-3
26-Apr-05	Mill - Grinding	6.21E-16	3.07E-15	<1.00E-16	3.11E-03	1.02E-03	<1.67E-3
5-Oct-05	Mill-Precipitation	5.83E-15	3.76E-16	<1.00E-16	2.92E-02	1.25E-04	<1.67E-3
7-Oct-05	Mill - Grinding	2.94E-14	6.64E-16	<1.00E-16	1.47E-01	2.21E-04	<1.67E-3
6-Oct-05	Tailings Impoundment	1.98E-15	4.10E-16	5.97E-16	9.90E-03	1.37E-04	9.95E-03
27-Apr-05	Tailings Impoundment	1.20E-15	<1.00E-16	3.73E-16	6.00E-03	<3.33E-5	6.22E-03

Maximum Measured Concentrations

		Concentration			Percent of DAC		
		Natural Uranium (microCuries/ml)	Radium-226 (microCuries/ml)	Thorium-230 (microCuries/ml)	Natural Uranium	Radium-226	Thorium-230
	Mill	7.84E-13	3.07E-15	1.00E-16	3.92E+00	1.02E-03	1.67E-03
	Tailings	1.98E-15	4.10E-16	5.97E-16	9.90E-03	1.37E-04	9.95E-03

Exposure Calculations

Hours Worked During 2005

Mill	535	
Tailings Impoundment	835	

Exposure		Natural Uranium (millirems)	Radium-226 (millirems)	Thorium-230 (millirems)	Total (millirems)
	Mill	5.24E+01	1.37E-02	2.23E-02	
	Tailings	2.07E-01	2.85E-03	2.08E-01	
	Total	5.26E+01	1.65E-02	2.30E-01	5.29E+01

Notes:
Maximum airborne concentrations for uranium, radium-226 and thorium-230 were used in et calculation for each area (mill and tailings impoundment)
In the case of the mill, the maximum uranium concentration on a breathing zone sample was used to calculate exposure for the entire year.
For this year the highest concentration value was on the first quarter breathing zone sample in which the value was expressed as <7.84E-13 uCi/ml.
7.84E-13 uCi/ml was used as the highest airborne uranium concentration even though the actual concentration was less than that value since the value was also a Lower Limit of Detection (LLD).

Kennecott Energy

Memorandum ***Sweetwater Uranium Project***

Oscar Paulson
Facility Supervisor

16 February 2006

To: NRC File

Subject: Bioassay Assessment

A review of the quarterly urinalysis sample results for the Mill Foreman, Senior Facility Technician (both old and new employees), Facility Supervisor and pre-job urine analysis sample results of contract and site employees working inside the restricted area, or planning to work within the restricted area in 2006, shows that all results are well below the first action level of 15 µg/L. In fact, all urinalysis results for the year 2005 were less than the lower limit of detection (LLD) of 5.0 µg/liter.

Site employees entering the restricted areas were bioassayed quarterly. Contract employees working on site who could potentially contact contaminated materials were bioassayed prior to the commencement of work. Bioassays of contract employees collected in 2005 were pre-job bioassays in anticipation of the excavation of contaminated soils in 2006.

Please see attached summary of 2005 urinalysis data.

Oscar A Paulson

Oscar A. Paulson
Facility Supervisor

URINANALYSIS RESULTS :	2005										
	SAMPLE DATE:	First Quarter	Second Quarter	Third Quarter	Final Old Sr. Facility Technician	Fourth Quarter	Pre-Job Catchment Basin Excavation	Pre-Job Catchment Basin Excavation	Pre-Job Catchment Basin Excavation	Pre-Job Catchment Basin Excavation	LLD (ug/L)
		13-Mar-05	19-May-05	23-Aug-05		10-Nov-05	06-Dec-05	12-Dec-05	19-Dec-05	30-Dec-05	
All results in micrograms per liter.											
EMPLOYEE TITLE	**EMPLOYER**										
FACILITY SUPERVISOR	KENNECOTT URANIUM COMPANY	<5.0	<5.0	<5.0		<5.0	<5.0				5.0
MILL FOREMAN	KENNECOTT URANIUM COMPANY	<5.0	<5.0	<5.0		<5.0	<5.0				5.0
SR. FACILITY TECHNICIAN - OLD	KENNECOTT URANIUM COMPANY	<5.0	<5.0	<5.0	<5.0						5.0
SR. FACILITY TECHNICIAN - NEW	KENNECOTT URANIUM COMPANY					<5.0	<5.0				5.0
CONTRACT EMPLOYEE NAME											
Randy Archer	ARCHER CONSTRUCTION, INC.*							<5.0			5.0
Tom Foust	ARCHER CONSTRUCTION, INC.*						<5.0				5.0
Mike Pattyn	ARCHER CONSTRUCTION, INC.*						<5.0				5.0
Gary Hostetter	ARCHER CONSTRUCTION, INC.*							<5.0			5.0
Gene English	ARCHER CONSTRUCTION, INC.*							<5.0			5.0
Terry Romero	ARCHER CONSTRUCTION, INC.*								<5.0		5.0
Stacy Lawson	ARCHER CONSTRUCTION, INC.*								<5.0		5.0
Anita Morris	ROBERT JACK SMITH AND ASSOCIATES **									<5.0	5.0
ALL CONTRACTOR SAMPLES FOR 2005 WERE PRE-JOB											
EXISTING SENIOR FACILITY TECHNICIAN TRANSFERRED TO ANOTHER MINE EFFECTIVE SEPTEMBER 1, 2005. A FINAL BIOASSAY WAS COLLECTED FROM HIM ON HIS LAST DAY.											
A NEW SENIOR FACILITY TECHNICIAN TRANSFERRED TO THE FACILITY FROM ANOTHER MINE ON OCTOBER 17, 2005.											
ALL SAMPLES TESTED BY:											
ENERGY LABORATORIES, INC.											
ALL SAMPLES BELOW											
FIRST ACTION LEVEL		*Catchment Basin Excavation - All are pre-job									
		** Surveying									
HIGH AND LOW SPIKE											
SENT WITH EACH BATCH											

Kennecott Energy

Memorandum ***Sweetwater Uranium Project***

Oscar Paulson
Facility Supervisor

7 February 2006

Gamma Radiation Monitoring File

Subject: External Gamma Radiation Survey Assessment

In 2005, gamma surveys of the mill and ion exchange areas were conducted on 6/8/05 and 12/22/05. A gamma survey of the disposal area in the tailings impoundment was also conducted on 6/23/05 and 12/22/05.

There were twenty-six (26) locations throughout the mill and solvent extraction buildings and fourteen (14) locations associated with the IX that were monitored for gamma radiation.

Gamma readings ranged from 41.2 to 624 µR/hour (168-µR/hr average for the year) for the Ion Exchange related equipment, to 7 to 816 µR/hour (78.9 µR/hr average for the year) in the Mill and Solvent Extraction (SX) Buildings.

The stored equipment was monitored as well on 6/23/05 and 12/22/05. The stored equipment ranged from 16 to 3700 µR/hr at thirty (30) centimeters from the equipment surface, averaging 592.9 µR/hr at thirty (30) centimeters from the equipment surface. The stored equipment exhibited a higher average reading than the existing mill equipment, with the overall effect of slightly increasing gamma doses in the mill in areas where the equipment is stored.

None of the stored equipment exhibited dose rates sufficient to require posting under 10 CFR 20.1003. The highest measured gamma dose rate at 30 centimeters from any piece of equipment was 3.7 millirems/hour (.0030 rems/hr.) in front of a stored drum containing valves (assuming a 1:1 relationship between milli Roentgens and millirems for gamma radiation). Employees and contract personnel have been instructed to avoid certain pieces of stored equipment (pressure vessels) in the mill that exhibit the highest levels of gamma radiation. The area in which the pressure vessels are stored in the mill has been identified.

Two gamma surveys were completed in the tailings impoundment on June 23 and December 22, 2005. This area averaged 102.3 µR/hr. (Please see attached tables.)

Gamma radiation levels from the stored resin in the thickener in the Counter Current Decantation (CCD) area of the mill are tracked. The levels remain low. The results of the monitoring are included on the attached table entitled “Stored Resin Gamma Radiation Monitoring Results”.

An assessment of dose (external and internal) to the maximally exposed individual (the Mill Foreman) demonstrating the lack of need for individual monitoring under 10 CFR 20.1502 is maintained on file on site.

Oscar A Paulson

Oscar Paulson

Kennecott Uranium Company
Sweetwater Uranium Project
Stored Resin

Stored Resin Gamma Radiation Monitoring Results

Date	Gamma Top (uR/hr)	Gamma Bottom (uR/hr)
28-Apr-98	25	60
8-Oct-98	22	160
12-May-99	19	60
17-Nov-99	45	90
21-May-00	30	70
21-Dec-00	40	70
20-Jun-01	40	65
26-Dec-01	90	80
24-Jun-02	60	80
23-Dec-02	14	60
25-Jun-03	20	60
16-Dec-03	41.8	71.7
28-Jun-04	57.8	152
16-Dec-04	28.7	110
8-Jun-05	18	120
22-Dec-05	53.4	262
Average	37.2	77.2
Standard Deviation:	21.3	27.8

OAP:2005
resin0001.xls

Kennecott Uranium Company
Sweetwater Uranium Project

Tailings Impoundment Gamma Radiation Survey

Date:	23-Jun-05	Rate meter:	Ludlum Model 19
Time:	03:00 PM	Serial Number:	16938
Check Source:	Cs-137		
Serial Number:	2304	Calibration Date:	28-Jan-05
Counts:	235 microR/hour	Background:	19 microR/hour

Location		Reading
Ramp Area	Ramp Top	80.0 microR/hour
Ramp Area	Ramp Middle	80.0 microR/hour
Ramp Area	Ramp Middle	100.0 microR/hour
Ramp Area	Ramp Middle	110.0 microR/hour
Ramp Area	Ramp Middle	120.0 microR/hour
Ramp Area	Ramp Middle	100.0 microR/hour
Ramp Area	Ramp Middle	80.0 microR/hour
Ramp Area	Ramp Middle	75.0 microR/hour
Ramp Area	Ramp Bottom	80.0 microR/hour
Storage Area	Storage Area	75.0 microR/hour
Storage Area	Storage Area	80.0 microR/hour
Storage Area	Storage Area	80.0 microR/hour
Storage Area	Storage Area	130.0 microR/hour
Storage Area	Storage Area	145.0 microR/hour
Storage Area	Storage Area	125.0 microR/hour
Storage Area	Storage Area	185.0 microR/hour
Storage Area	Storage Area	145.0 microR/hour
Storage Area	Storage Area	200.0 microR/hour
Storage Area	Storage Area	200.0 microR/hour
Storage Area	Storage Area	110.0 microR/hour
Storage Area	Storage Area	110.0 microR/hour
Storage Area	Storage Area	90.0 microR/hour
Storage Area	Storage Area	80.0 microR/hour
Storage Area	Storage Area	100.0 microR/hour
Storage Area	Storage Area	170.0 microR/hour
Storage Area	Storage Area	140.0 microR/hour
Storage Area	Storage Area	130.0 microR/hour
Storage Area	Storage Area	80.0 microR/hour
Storage Area	Storage Area	85.0 microR/hour
Storage Area	Storage Area	80.0 microR/hour
Road to Dump Area	Road to Dump Area	80.0 microR/hour
Road to Dump Area	Road to Dump Area	85.0 microR/hour
Road to Dump Area	Road to Dump Area	95.0 microR/hour
Road to Dump Area	Road to Dump Area	110.0 microR/hour
Road to Dump Area	Road to Dump Area	110.0 microR/hour
Road to Dump Area	Road to Dump Area	85.0 microR/hour
Road to Dump Area	Road to Dump Area	90.0 microR/hour
Road to Dump Area	Road to Dump Area	85.0 microR/hour
Road to Dump Area	Road to Dump Area	75.0 microR/hour
Road to Dump Area	Road to Dump Area	75.0 microR/hour
Road to Dump Area	Road to Dump Area	70.0 microR/hour
Dump Area	Dump Area	70.0 microR/hour
Dump Area	Dump Area	70.0 microR/hour
Dump Area	Dump Area	70.0 microR/hour
Dump Area	Dump Area	75.0 microR/hour
Dump Area	Dump Area	60.0 microR/hour
Dump Area	Dump Area	60.0 microR/hour
Dump Area	Dump Area	60.0 microR/hour
Dump Area	Dump Area	60.0 microR/hour
Dump Area	Dump Area	60.0 microR/hour
Dump Area	Dump Area	65.0 microR/hour
Dump Area	Dump Area	70.0 microR/hour
Dump Area	Dump Area	65.0 microR/hour
Dump Area	Dump Area	60.0 microR/hour
Dump Area	Dump Area	55.0 microR/hour
Dump Area	Dump Area	60.0 microR/hour
Dump Area	Dump Area	85.0 microR/hour
Dump Area	Dump Area	90.0 microR/hour
Dump Area	Dump Area	80.0 microR/hour
Dump Area	Dump Area	70.0 microR/hour
Tailings	Road to NE Lagoon	70.0 microR/hour
Tailings	Road to NE Lagoon	100.0 microR/hour
Tailings	Road to NE Lagoon	105.0 microR/hour
Tailings	Road to NE Lagoon	115.0 microR/hour
Tailings	Road to NE Lagoon	140.0 microR/hour
Tailings	Road to NE Lagoon	155.0 microR/hour
Tailings	Road to NE Lagoon	300.0 microR/hour
Tailings	Road to NE Lagoon	300.0 microR/hour
Tailings	Road to NE Lagoon	250.0 microR/hour
Tailings	Road by Lagoons	105.0 microR/hour
Tailings	Road by Lagoons	110.0 microR/hour
Tailings	Road by Lagoons	125.0 microR/hour
Tailings	Road by Lagoons	110.0 microR/hour
Tailings	Road by Lagoons	115.0 microR/hour
Tailings	Road by Lagoons	110.0 microR/hour
Tailings	Road by Lagoons	110.0 microR/hour
Tailings	Road by Lagoons	105.0 microR/hour
Tailings	Road by Lagoons	105.0 microR/hour
Tailings	Road by Lagoons	110.0 microR/hour
Tailings	Road by Lagoons	110.0 microR/hour
Tailings	Road by Lagoons	125.0 microR/hour
Tailings	Road by Lagoons	120.0 microR/hour
Tailings	Road by Lagoons	130.0 microR/hour
Tailings	Road by Lagoons	185.0 microR/hour
Tailings	Center Tailings	160.0 microR/hour
Tailings	Center Tailings	200.0 microR/hour
Tailings	Center Tailings	165.0 microR/hour
Tailings	Center Tailings	160.0 microR/hour
Tailings	Center Tailings	160.0 microR/hour
Tailings	Center Tailings	135.0 microR/hour
Tailings	Center Tailings	150.0 microR/hour
Tailings	Center Tailings	115.0 microR/hour
Tailings	Center Tailings	110.0 microR/hour
	Average:	106.2
	Standard Deviation:	47.2
	Median:	81.4
	Maximum:	300.0
	Minimum:	55.0

OAP:5/24/01
TAILSGM7.WK4

Kennecott Uranium Company
Sweetwater Uranium Project

Tailings Impoundment Gamma Radiation Survey

Date:	22-Dec-05	Rate meter:	Ludlum Model 2350-1
Time:	02:00 PM	Serial Number:	16938
Check Source:	Cs-137	Probe:	Ludlum Model 44-10
Serial Number:	2304	Serial Number:	PR-206932
Counts:	254 microR/hour	Calibration Date:	08-Jul-05
		Background:	27.1 microR/hour

Location		Reading
Ramp Area	Ramp Top	80.0 microR/hour
Ramp Area	Ramp Middle	95.8 microR/hour
Ramp Area	Ramp Middle	95.0 microR/hour
Ramp Area	Ramp Middle	100.0 microR/hour
Ramp Area	Ramp Middle	107.0 microR/hour
Ramp Area	Ramp Middle	105.0 microR/hour
Ramp Area	Ramp Middle	101.0 microR/hour
Ramp Area	Ramp Middle	92.4 microR/hour
Ramp Area	Ramp Middle	75.6 microR/hour
Ramp Area	Ramp Middle	70.8 microR/hour
Ramp Area	Ramp Bottom	73.3 microR/hour
Road to Dump Area	Road to Dump Area	71.4 microR/hour
Road to Dump Area	Road to Dump Area	69.4 microR/hour
Road to Dump Area	Road to Dump Area	73.9 microR/hour
Road to Dump Area	Road to Dump Area	77.7 microR/hour
Road to Dump Area	Road to Dump Area	71.2 microR/hour
Road to Dump Area	Road to Dump Area	95.0 microR/hour
Road to Dump Area	Road to Dump Area	96.7 microR/hour
Road to Dump Area	Road to Dump Area	76.8 microR/hour
Road to Dump Area	Road to Dump Area	76.5 microR/hour
Road to Dump Area	Road to Dump Area	67.5 microR/hour
Road to Dump Area	Road to Dump Area	63.0 microR/hour
Road to Dump Area	Road to Dump Area	66.2 microR/hour
Road to Dump Area	Road to Dump Area	66.8 microR/hour
Road to Dump Area	Road to Dump Area	64.9 microR/hour
Road to Dump Area	Road to Dump Area	64.2 microR/hour
Road to Dump Area	End Road	62.0 microR/hour
Storage Area/Dump Area	Storage Area/Dump Area	61.5 microR/hour
Storage Area/Dump Area	Storage Area/Dump Area	63.7 microR/hour
Storage Area/Dump Area	Storage Area/Dump Area	77.9 microR/hour
Storage Area/Dump Area	Storage Area/Dump Area	99.2 microR/hour
Storage Area/Dump Area	Storage Area/Dump Area	79.4 microR/hour
Storage Area/Dump Area	Storage Area/Dump Area	57.3 microR/hour
Storage Area/Dump Area	Storage Area/Dump Area	55.1 microR/hour
Storage Area/Dump Area	Storage Area/Dump Area	60.1 microR/hour
Storage Area/Dump Area	Storage Area/Dump Area	53.9 microR/hour
Storage Area/Dump Area	Storage Area/Dump Area	57.9 microR/hour
Storage Area/Dump Area	Storage Area/Dump Area	54.3 microR/hour
Storage Area/Dump Area	Storage Area/Dump Area	49.4 microR/hour
Storage Area/Dump Area	Storage Area/Dump Area	49.3 microR/hour
Storage Area/Dump Area	Storage Area/Dump Area	55.1 microR/hour
Storage Area/Dump Area	Storage Area/Dump Area	52.2 microR/hour
Storage Area/Dump Area	Storage Area/Dump Area	56.8 microR/hour
Storage Area/Dump Area	Storage Area/Dump Area	80.2 microR/hour
Storage Area/Dump Area	Storage Area/Dump Area	59.7 microR/hour
Storage Area/Dump Area	Storage Area/Dump Area	56.8 microR/hour
Storage Area/Dump Area	Storage Area/Dump Area	58.1 microR/hour
Storage Area/Dump Area	Storage Area/Dump Area	80.0 microR/hour
Tailings	Tailings	92.5 microR/hour
Tailings	Tailings	98.3 microR/hour
Tailings	Tailings	101.0 microR/hour
Tailings	Tailings	107.0 microR/hour
Tailings	Tailings	109.0 microR/hour
Tailings	Tailings	95.2 microR/hour
Tailings	Tailings	88.3 microR/hour
Tailings	Tailings	109.0 microR/hour
Tailings	Tailings	108.0 microR/hour
Tailings	Tailings	101.0 microR/hour
Tailings	Tailings	134.0 microR/hour
Tailings	Tailings	96.8 microR/hour
Tailings	Tailings	92.7 microR/hour
Tailings	Tailings	91.4 microR/hour
Tailings	Tailings	89.8 microR/hour
Tailings	Tailings	104.0 microR/hour
Tailings	Tailings	97.1 microR/hour
Tailings	Tailings	104.0 microR/hour
Tailings	Tailings	99.6 microR/hour
Tailings	Tailings	128.0 microR/hour
Tailings	Tailings	176.0 microR/hour
Tailings	Tailings	148.0 microR/hour
Tailings	Tailings	174.0 microR/hour
Tailings	Tailings	152.0 microR/hour
Tailings	Tailings	142.0 microR/hour
Tailings	Tailings	169.0 microR/hour
Tailings	Tailings	144.0 microR/hour
Tailings	Tailings	112.0 microR/hour
Tailings	Tailings	94.0 microR/hour
Tailings	Tailings	96.7 microR/hour
Tailings	Tailings	220.0 microR/hour
Tailings	Tailings	281.0 microR/hour
Tailings	Tailings	261.0 microR/hour
Tailings	Tailings	245.0 microR/hour
Tailings	Tailings	148.0 microR/hour
Tailings	Tailings	161.0 microR/hour
Tailings	Tailings	114.0 microR/hour
Tailings	Tailings	108.0 microR/hour
	Average:	98.5
	Standard Deviation:	45.6
	Median:	92.6
	Maximum:	281.0
	Minimum:	49.3

OAP:5/24/01
TAILSGM8.WK4

Kennecott Energy

Memorandum ***Sweetwater Uranium Project***

Oscar Paulson
Facility Supervisor

7 February 2006

Radon Monitoring File

Subject: Radon Daughter Monitoring Assessment

In 2005 radon monitoring was conducted on June 21 and December 1-8, 2005.

At least twelve (12) locations throughout the mill and three (3) locations around the IX were sampled for radon daughters. In addition, locations in the Security Trailer and Administration Building were sampled for radon daughters. Radon daughter concentrations (in working levels) were at low levels, ranging from 0.001 to 0.03 WL in the Ion Exchange area (average: 0.008), to 0.006 to 0.032 WL in the Mill Building (average: 0.018). The ventilation fan operated continuously in the Solvent Extraction (SX) Building. Radon levels varied in the SX building from 0.007 to 0.020 WL. The fan continues to be effective in controlling radon daughter concentrations.

Radon daughter concentrations were measured in June and December 2005 in the Security Trailer to assist in determining an equilibrium factor for the area, for use in calculating dose to the nearest resident.

Radon daughters were sampled and analyzed using the modified Kusnetz method.

Two (2) RadTrak radon monitors were placed above and beneath the Number 1 Counter-Current Decantation (CCD) tank in the Mill during all four quarters of 2005 to monitor radon levels associated with the used ion exchange resin stored in the Number 1 CCD tank. Radon concentrations below the tank varied from 2.8 to 3.5 pCi/L. Radon concentrations on top of the tank varied from 1.8 to 3.2 pCi/L. These values are at background levels since upwind radon concentrations for the facility varied from 2.3 to 4.3 pCi/L during 2005, as shown in the table below:

2005 Radon Concentrations

Quarter	Bottom of CCD#1 (pCi/L)	Top of CCD#1 (pCi/L)	Upwind (Background) (pCi/L)
1st	2.8	2.1	2.3
2nd	3.2	1.8	2.6
3rd	3.5	3.0	4.3
4th	3.5	3.2	3.9
Average	3.25	2.53	3.28

Notes: 1. Radon daughter concentrations at the top and bottom of CCD#1 were low, ranging from 0.016 to 0.028 WL.

A history of the RadTrak results and the radon daughter sampling results is included on the attached tables entitled “Stored Resin RadTrak Monitoring Results” and “Stored Resin Radon Monitoring Results”.

Oscar A Paulson

Oscar Paulson

Kennecott Uranium Company
Sweetwater Uranium Project
Stored Resin

Stored Resin Radon Monitoring Results

	Radon	
Date	**Top**	**Bottom**
	(WL)	**(WL)**
24-Nov-98	0.028	0.023
19-May-99	0.037	0.020
12-Oct-99	0.040	0.057
26-Apr-00	0.008	0.005
21-Nov-00	0.030	0.023
15-May-01	0.027	0.027
10-Dec-01	0.024	0.023
16-Jun-02	0.013	0.012
25-Nov-02	0.027	0.028
2-Jun-03	0.013	0.011
30-Nov-03	0.012	0.007
30-Jun-04	0.010	0.013
2-Dec-04	0.011	0.027
21-Jun-05	0.028	0.016
1-Dec-05	0.022	0.025
Average	0.022	0.021
Standard Deviation:	0.010	0.012

OAP:
resin0001.xls

Kennecott Uranium Company
Sweetwater Uranium Project
Stored Resin

Stored Resin RadTrak Monitoring Results

Date	RadTrak Results	
	Top (pCi/l)	Bottom (pCi/l)
2nd Quarter 1998	1.9	2.0
3rd Quarter 1998	2.3	2.1
4th Quarter 1998	1.7	1.8
1st Quarter 1999	3.3	3.3
2nd Quarter 1999	2.3	2.5
3rd Quarter 1999	2.3	2.9
4th Quarter 1999	4.8	4.5
1st Quarter 2000	2.7	2.7
2nd Quarter 2000	2.2	3.3
3rd Quarter 2000	2.8	3.2
4th Quarter 2000	3.9	4.7
1st Quarter 2001	2.9	5.2
2nd Quarter 2001	1.0	1.5
3rd Quarter 2001	2.0	2.5
4th Quarter 2001	2.5	3.4
1st Quarter 2002	2.8	2.6
2nd Quarter 2002	1.8	2.2
3rd Quarter 2002	2.9	2.3
4th Quarter 2002	2.7	4.7
1st Quarter 2003	2.5	2.8
2nd Quarter 2003	2.0	3.2
4th Quarter 2003	3.5	3.3
1st Quarter 2004	2.9	3.5
2nd Quarter 2004	1.2	2.4
3rd Quarter 2004	2.2	2.7
4th Quarter 2004	3.2	3.4
1st Quarter 2005	2.1	2.8
2nd Quarter 2005	1.8	3.2
3rd Quarter 2005	3.0	3.5
4th Quarter 2005	3.2	3.5
Average	2.5	3.1
Standard Deviation:	0.8	0.9

Kennecott Energy

Memorandum ***Sweetwater Uranium Project***

Oscar Paulson
Facility Supervisor

8 February 2006

Total and Removable Alpha Monitoring File

Subject: Total and Removable Alpha Monitoring Assessment

In 2005 removable alpha monitoring was performed in the Mill and Solvent Extraction Buildings and in the Ion Exchange area on 6/18 and 12/17/05. Total alpha monitoring was performed in the Mill and Solvent Extraction Buildings and in the Ion Exchange area on 6/21/05 and 12/27/05.

Total and removable alpha monitoring was performed at least four (4) locations related to the Ion Exchange plant and at least nineteen (19) locations related to the Mill and Administration Buildings.

Total alpha contamination levels in the Mill Building ranged between 48.8 and 38,830 dpm/100 cm2. The single high reading was taken at a location on the centrifuge support frame in the Yellowcake Area of the Mill Building. This area is part of the restricted area. Removable alpha contamination in the Mill Building ranged from 1.1 to 215.1 dpm/100 cm2. The centrifuge support frame in the Yellowcake Area only had a maximum removable alpha contamination reading of 215.1 dpm/100 cm2 (12/27/05). Clearly most of this alpha contamination on this frame is fixed in place and non-mobile. The contamination on the centrifuge frame appears to be fixed to the zinc coating on the galvanized steel support frame.

Total alpha contamination levels in the Ion Exchange area ranged from 19.3 to 2134-dpm/100 cm2. This single high reading was on the skid of the elution pump. The Ion Exchange area is a restricted area. Removable alpha contamination levels in the Ion Exchange area ranged from 2.6 to 56.3 dpm/100 cm2. The reading of 56.3-dpm/100 cm2 of removable alpha contamination was obtained on the skid of the elution pump. Clearly, little of the alpha contamination on the elution pump skid is removable. Both the high total and removable alpha readings are below the limits (5000/1000 dpm/100 cm2) for release for unrestricted use.

Total alpha readings for the exteriors of stored equipment ranged from 28.2 to 29,069 dpm/100 cm2. Removable alpha readings for the stored equipment ranged from 0.9 to 441.6 dpm/100 cm2. The high reading was from the exterior of a fiberglass tank stored in the tailings impoundment.

Oscar A Paulson

Oscar Paulson

Kennecott Energy

Memorandum *Sweetwater Uranium Project*

Oscar Paulson
Facility Supervisor

30 January 2006

To: Distribution

Subject: Safety and Environmental Review Panel (SERP) – 2005

During the calendar year 2005 the licensee has not:
- Made changes in the facility as described in the license application (as updated);
- Conducted tests or experiments not presented in the license application (as updated).

During calendar year 2005 the licensee has:
- Changed reporting titles/updated the organization chart.
- Revised procedures to allow the use of Luxel dosimeters for personnel dosimetry.

Change #10:
This change is covered by SEE #10 entitled "Change in Reporting Titles – Updated Organization Chart". This change was an administrative change. It changed the name and title of the individual to whom the Facility Supervisor reports. This change changed the reporting of the Facility Supervisor from Rich Atkinson, Manager Projects, to Roger Strid, Acting Vice President, Technical Services and Business Improvement.

Change #11:
This change is covered by SEE #11 entitled "Change in Reporting Titles – Updated Organization Chart". This change was an administrative change, changing the title of the individual to whom the Facility Supervisor reports, from Acting Vice President, Technical Services and Business Improvement, to Manager of Engineering Projects. A copy of the revised organization chart is attached.

Change #12:
This change is covered by SEE #12 entitled "Use of Any Type National Voluntary Laboratory Accreditation Program (NVLAP) Dosimetry for Personnel Dosimetry. This change allowed the use of any NVLAP approved dosimetry for personnel dosimetry on site, specifically Luxel [personnel dosimeters. This change is in keeping with New Dosimetry Technology; Final and Proposed Rule (Federal Register: October 24, 2000 Volume 65, Number 206, pages 63749 to 63752). This document changed the site's Radiation Safety Program (RSP). A copy of the changed page is attached.

Other Issues Pertaining to the Safety and Environmental Review Panel (SERP)
The Radiation Safety Officer (RSO) is designated as the chairman of the panel, coordinates the activities of the panel and the preparation of the Safety and Environmental Evaluations (SEEs).

Oscar A Paulson
Oscar Paulson

Distribution: Safety and Environmental Review Panel File
George Palochak
Roger Strid

KENNECOTT URANIUM COMPANY
SWEETWATER URANIUM PROJECT

ORGANIZATION

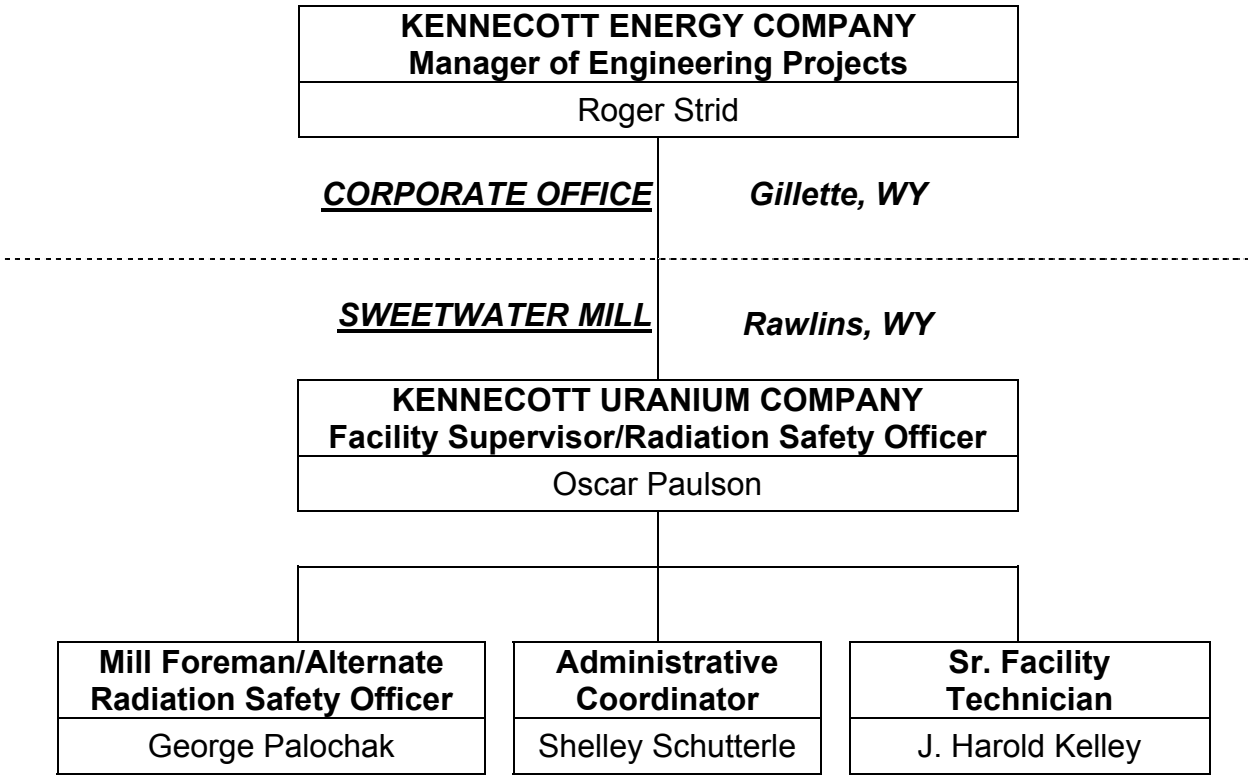

Y. Written analytical procedures.

Z. Written procedure for instrument operation, sample collection, instrument calibration, and documentation.

AA. Maintenance of records and filing relating to the radiation safety program.

In order to comply with limits established in 10 CFR 20 and to keep exposures **As Low As Reasonably Achievable**, Kennecott Uranium Company has established a personnel radiation monitoring and protection program described in this section.

III. Occupational Exposure, External

A. Personnel Monitors: All mill personnel shall be issued dosimeters and shall wear them while working in the mill complex when the mill is in operation. Any personnel dosimeter that requires processing provided that the processor is accredited to process it under the National Voluntary Laboratory Accreditation Program (NVLAP), operated by the National Institute of Standards and Technology (NIST) is acceptable for use as per Safety and Environmental Evaluation #12. The dosimeters are exchanged on a monthly or quarterly basis and are furnished and analyzed by a reliable laboratory such as R. S. Landauer Jr. and Co., Glenwood Ill., or Eberline Instruments Corp., Santa Fe, NM. The dosimetry processor shall comply with 10 CFR 20.1501 (c), which states:

(c) All personnel dosimeters (except for direct and indirect reading pocket ionization chambers and those dosimeters used to measure the dose to the extremities) that require processing to determine the radiation dose and that are used by licensees to comply with § 20.1201, with other applicable provisions of this chapter, or with conditions specified in a license must be processed and evaluated by a dosimetry processor –

(1) Holding current personnel dosimetry accreditation from the National Voluntary Laboratory Accreditation Program (NVLAP) of the National Institute of Standards and Technology; and

(2) Approved in this accreditation process for the type of radiation or radiations included in the NVLAP program that most closely approximates the type of radiation or radiations for which the individual wearing the dosimeter is monitored.

In addition, stationary badges or dosimeters are placed in selected locations and read quarterly when the mill is in operation.

Kennecott Energy

Memorandum ***Sweetwater Uranium Project***

Oscar Paulson
Facility Supervisor

7 February 2006

To: NRC File

Subject: Summary of Radiation Instrument Calibrations – 2005

Instrument		Date(s) Calibrated
Calibration Orifices		
	Lo Vol-40A S/N M100	2/9/05
	Hi Vol-25A S/N 8080978	2/9/05
	Sierra Instruments TE-5025A	2/9/05
Alpha Detectors		
	43-5 S/N P-2425	2/15/05 & 9/20/05
	43-5 S/N P-2426	2/16/05 & 9/20/05
	43-5 S/N P-2427	1/12/05 & 8/11/05
	43-5 S/N P-2428	2/16/05 & 9/20/05
	43-5 S/N P-2429	1/12/05 & 8/11/05
	43-90 S/N PR-138872	1/12/05 & 8/11/05
	43-90 S/N PR-138874	2/16/05 & 9/20/05
	43-1 S/N PR-206925	7/8/05 & sent on 1/4/06
	AC3-5 S/N 3793	1/28/05 & 12/14/05 Unit held by calibrator for long period of time
Gamma Meters/Detectors		
	12S S/N 11816	7/21/05 & sent on 1/18/06
	5 S/N 8170	7/21/05 & sent on 1/18/06
	44-10 S/N 206932	7/8/05 & sent on 1/4/06
	TNN2652 S/N B275	Removed from service – not repairable
	19 S/N 16938	1/28/05 & sent on 7/28/05; lost by calibrator, then found 1/26/06
Rate Meters		
	Model 177 S/N 14390	2/15/05 & 9/20/05
	Model 177 S/N 14407	1/12/05 & 8/11/05
	Model 2350-1 S/N 192613	7/8/05 & sent on 1/4/06
	Model 3 S/N 157539	7/21/05 & sent on 1/4/06
	Model 12 S/N 12280	5/7/05 & sent on 11/15/05
	PRS-1 S/N 330/3793	1/28/05 & 12/14/05 Unit held by calibrator for long period of time
SAC R4		
	S/N 383	2/15/05 & sent 9/05 – not yet returned
SAC R5		
	S/N 614	1/28/05 & 11/11/05
	S/N 965	5/18/05 & sent on 11/15/05

	S/N 602548	5/18/05 & sent on 11/15/05
Scaler		
	MS-2 S/N 738	5/18/05 & sent on 11/15/05
	MS-2 S/N 994	1/28/05 & 11/11/05
Beta Gamma Detector		
	Model 44-1 S/N PR-156890	5/17/05 & sent on 11/15/05
	Model 44-9 S/N PR-093335	7/21/05 & sent on 1/3/06
Instrument		**Date(s) Calibrated**
Air Pumps		
	Bendix BDX-44 S/N 11-79-170	1/28, 6/6, 6/21, 9/29, 12/1 & 12/31/05
	Sensidyne GilAir II S/N 902331	3/15, 4/10, 5/19, 6/6, 7/5, 9/13, 9/28 & 12/28/05
	MSA #1	(Acquired from L-Bar May 2004) 6/1/04 - Removed from service and sent for battery replacement. Remains at calibrator pending repair.
	MSA #5	(Acquired from L-Bar May 2004) 6/1 & 6/21/04 - Removed from service and sent for battery replacement. Remains at calibrator pending repair.
Scintillation Detector		
	Model SPA-1 S/N 704727	5/18/05 & sent on 11/15/05
Hi Vol Air Sampler		
	S/N 17625	3/28, 4/14, 9/29 & 12/28/05
Lo Vol Air Sampler		
	Unit #1	1/5, 2/1, 3/7, 4/4, 4/20, 4/28, 5/5, 6/13, 6/26, 7/11, 8/1, 9/4, 9/14, 10/4, 11/1, 11/30 & 12/17/05
	Unit #2	1/1, 1/31, 2/1, 3/7, 3/28, 4/12, 5/2, 5/22, 6/6, 7/5, 7/28, 8/24, 9/1, 10/16, 11/7, 11/28 & 12/6/05

Unit #1 In-Service Dates:

1/16 – 2/23; 3/16 – 4/14; 5/15 – 6/22; 7/26 – 9/13; 11/1 – 11/7/05

Unit #2 In-Service Dates:

1/1 – 1/15; 2/23 – 3/16; 4/14 – 5/15; 6/22 – 7/26; 9/13 – 11/1; 11/7 – 12/31/05

(One unit is required to be operating at the single required downwind monitoring station Air 4A. When a given unit fails while in operation at Air 4A, it is replaced with the other unit. Thus, the two units are rotated in and out of service.)

Note: Portable electronic survey instruments calibrated by a contract laboratory (Energy Laboratories, Inc.) in accordance with ANSI Standard N323A-1997 – American National Standard – Radiation Protection Instrumentation – Test and Calibration, Portable Survey Instruments.

Orifices are calibrated annually as stated in the Environmental Protection Agency Quality Assurance Handbook for Air Pollution Measurement Systems - Volume II – Ambient Air Specific Methods.

No electronic survey instrument was used on site unless that instrument had been calibrated within the last six (6) months prior to use. Instruments were sent to the off-site calibrator promptly following six (6) months of last calibration. The off-site calibrator experienced severe delays (in some cases, over three (3) months) in calibrating and returning instruments to the site.

Oscar A Paulson

Oscar Paulson
Facility Supervisor

Kennecott Energy

Sweetwater Uranium Project

Memorandum

Oscar Paulson
Facility Supervisor

11 January 2006

To: Standard Operating Procedures File

From: Oscar Paulson

Subject: Annual Review of Standard Operating Procedures (SOPs)

Requirement

License Condition 12.1 states: "An annual report of the review of all existing standard operating procedures, required to be performed by the RSO, shall be prepared and retained on site."

License Condition 9.6 states in part: "In addition, the RSO shall perform a documented review of all existing standard operating procedures at least annually."

Review of Standard Operating Procedures (SOPs) is ongoing throughout the year; however, a final review was performed in December 2005. This review included all Standard Operating Procedures (SOPs) related to the Nuclear Regulatory Commission (NRC) license including Mill Operating Procedures (MOPs), Tailings Operating Procedures (TOPs), Health Physics Procedures (HPs), Environmental Procedures (EPs) and other Standard Operating Procedures (SOPs). Also, SOPs not related to the Nuclear Regulatory Commission (NRC) license were reviewed, revised and updated. The review was conducted over the course of the year and completed on December 28, 2005 with the preparation of this review document. The date of addition or revision for each procedure follows the name of the procedure.

A. Non-Radiologic SOPs

The following non-radiologic procedure was added on January 10, 2005:

- *Winter Sampling of the Pit Lake Through Ice Cover*

The following non-radiologic procedures were modified:

- The *Extreme Snowfall Plan* was revised on December 22, 2005 to reflect the presence of Archer Construction, Inc. on site during the winter of 2005-2006.

B. Radiological (NRC License) Related SOPs (HP, EP, TOP, SERP-OP and MOP)

The following radiologic procedures were added by October 6, 2005:

- MOP-14 – *Contaminated Soil Excavation – Catchment Basin Pre Excavation Procedures (Training/Pre Job Bioassay), Monitoring and Restricted Area Definition*
- MOP-15 – *Contaminated Soil Excavation – Catchment Basin Pre Excavation, Excavation, Sampling, Waste Placement, Backfilling, Topsoiling and Seeding Procedures*
- MOP-16 – *Contaminated Soil Excavation – Catchment n Health Physics Monitoring/Personnel Protection During Excavation*
- MOP-17 – *Contaminated Soil Excavation – Catchment Basin Environmental Monitoring Procedures*

The following radiologic procedures were modified:

- HP-15 – *Thermoluminescent Dosimeter (TLD) Monitoring* – December 28, 2005
- HP-19 – *Yellowcake (YC) Area* – December 28, 2005
- HP-20 – *Radiation Work Permit* – December 29, 2005
- HP-22 – *Records* – December 28, 2005
- HP-25 – *Areas Requiring Personnel Monitoring During Suspended Operations* – December 28, 2005
- HP-27 – *Checking and Decontaminating Equipment Used in the Mill Tailings Impoundment* – December 28, 2005
- HP-33 – *Shipment of Radioactive Samples* – December 29, 2005
- HP-34 – *Personnel Dosimetry for Extended Exposure* – December 5, 2005
- MOP-12 – *Hazardous and Process Chemicals on* Site – December 28, 2005
- EP-5 – *Calibration Procedure for Lo Volume Air Sampling Units with Accu-Vol Flow Controllers* – December 28, 2005
- EP-6 – *Calibration Procedure for Lo-Volume Air Sampling Units Directly Connected to Line Voltage* – December 28, 2005
- EP-10 – *Radon-222 Sampling* – December 28, 2005
- EP-11 – *Thermoluminescent Dosimeter Area Monitoring* – December 28, 2005
- EP-12 – *General Surface Water Sampling and Sample Preparation Procedures* – December 28, 2005
- EP-12b – *General Surface Water, Sampling, Sample Preparation and Water Level Measurement Procedures* – December 28, 2005
- EP-13 – *General Ground Water Sampling and Sample Preparation Procedures* – December 6, 2005
- EP-13b – *General Ground Water Sampling, Sample Preparation and Water Level Measurement Procedures* – December 6, 2005
- EP-14 - *Non-Operational and Operational Surface and Ground Water Sampling and Level Measurement Locations and Frequencies* – June 6, 2005

The following radiological procedure was deleted, as it is no longer required:

- HP-28 – *Transportation Requirements for Contaminated Tanks* – December 28, 2005

C. Other Procedures

The Suspended Operations Procedure was revised on December 28, 2005.

Oscar Paulson

Oscar Paulson
EOY Review – SOPs

Kennecott Energy

Memorandum ***Sweetwater Uranium Project***

Oscar Paulson
Facility Supervisor

25 January 2006

To: Respiratory Protection File

Subject: Respiratory Protection – 2005

The Mill Foreman and Senior Facility Technician are the two (2) employees on site that are part of the facility's respirator program. The individual filling the Senior Facility Technician position transferred within the company as of September 1, 2005 and was replaced on October 17, 2005. The original Senior Facility Technician and the Mill Foreman received their annual qualification for respirator use by a physician on June 14 and July 7, 2005, respectively. The replacement Senior Facility Technician received his annual qualification for respirator use by a physician on November 7, 2005.

Annual fit tests with stannic chloride irritant smoke and annual instruction on respirator use were conducted on November 28, 2005.

Oscar A Paulson

Oscar Paulson
Facility Supervisor

Memorandum ***Sweetwater Uranium Project***

Oscar Paulson
Facility Supervisor

31 January 2006

Radiation Work Permit File

Subject: Radiation Work Permits (RWP)

No radiation work permits were issued in 2005.

Oscar Paulson

Kennecott Energy

Memorandum ***Sweetwater Uranium Project***

7 February 2006

Memo to File

SUBJECT: Dose Assessment/Determination of No Requirement for Individual Monitoring or Dose Calculation at the Sweetwater Uranium Project for 2005

This determination is being prepared to demonstrate that individual monitoring and dose calculation is not required at the Sweetwater Uranium Project due to the low levels of gamma radiation, airborne particulate radionuclides and radon present at the facility. The Sweetwater Uranium Project is a non-operating uranium mill, which suspended operations in the spring of 1983. This assessment is based on background data for the facility and data from radiation surveys and air sampling surveys taken at the facility during 2005.

Background

10 CFR 20 (in 20.1003) in the definition of occupational dose states, *"Occupational dose does not include dose received from background radiation...."* In order to assess the occupational dose received at the facility the background must be deducted from the total dose received. Background data for gamma radiation and airborne particulate radionuclides were collected in 1976 for the Environmental Report and in 1979 for the pre-operational monitoring program. The average upwind radon concentration for 2005 was used to represent the background radon concentration for the facility.

Item	Average Concentration	Dose
Background Gamma		200.7 mrem/yr (22.9uR/hr)
Airborne Particulates:		
U-nat	6.2E-16 uCi/ml	0.34 mrem/yr
Ra-226	3.9E-16 uCi/ml	0.22 mrem/yr
Th-230	3.9E-16 uCi/ml	0.65 mrem/yr
Pb-210	1.7E-14 uCi/ml	1.39 mrem/yr
Radon-222	3.28 pCi/l	294.41 mrem/yr

Note: Based on calculations prepared by Lyda Hersloff dated December 29, 1993.

The background dose for radon in working levels at the upwind monitoring site assuming daughters present is computed as follows:

(3.28 pCi/l) / (1E3 ml/l) / (1E6 pCi/uCi) = 3.28 E-9 uCi/ml
0.33 WL = 3E-8 uCi/ml (with all daughters present)
[(3.28E-9 uCi/ml) / (3E-8 uCi/ml)] * (0.33 WL) = 0.036 WL for background

The calculated equilibrium factor for the facility (1993 to 2005) average is 0.204. Given that all daughters are not present and that the equilibrium factor is 0.204, then the actual background radon daughter concentration is:

(0.204) * (0.36 WL) = 0.007 WL

Occupational Dose

1) Gamma Radiation

The average gamma dose at the facility is based on an average of survey results for twenty-eight (28) locations in the mill and twelve (12) locations in the ion exchange area. The results are as follows:

Gamma Survey Results

Area	Total Dose	Background Dose	Occupational Dose
IX Area	168.0 uR/hr	22.9 uR/hr	145.1 uR/hr
Mill	78.9 uR/hr	22.9 uR/hr	56.0 uR/hr
Tailings	102.3 uR/hr	22.9 uR/hr	79.4 uR/hr

Approximately 535 hours (fifty-three and one-half 10-hour working days) are estimated to have been spent in the mill and 835 hours (eighty-three and one-half 10 hour working days) are estimated to have been spent in the tailings impoundment by the Mill Foreman in 2005. This estimate is based on the number of entries in the restricted area alpha survey record for 2005, and assuming that each entry constitutes a full ten (10) hour day in either the mill or tailings impoundment, as indicated. If both the mill and tailings impoundment were entered in a single day, then it was assumed that five hours were spent in each area. This assumption is very conservative since many entries in the alpha survey record are the result of a brief (1 - 2 hour) period in either the mill or tailings impoundment.

The table below estimates the gamma dose likely to be received by the Mill Foreman:

Area	**Time**	**Occupational Dose Rate**	**Total Dose**
Mill	535 hours	56.0 μR/hr	30.0 mrem
Tailings	835 hours	79.4 μR/hr	66.3 mrem
Total			**96.3 mrem**

Since the gamma levels are low in the mill and ion exchange area and only a limited amount of time is spent in these areas, it is unlikely that personnel would receive in one year from sources external to the body a dose in excess of 10% of any of the applicable limits in 20.1201(a); therefore, individual monitoring and dose calculation for external exposure is not required. Gamma doses measured in the Ion Exchange (IX) Area were not used in the estimate due to the very small amount of time spent in that area each year. This estimate assumes a one to one to one (1:1:1) equivalence of exposure (in Roentgens) to absorbed dose (in Rads) to equivalent dose (in REMs). For gamma radiation with a Quality Factor (QF) of one (1), this is acceptable.

2) Radon

The average radon dose at the facility is based on an average of survey results for three (3) locations in the ion exchange area, at least fourteen (14) locations in the mill and two (2) locations in the Solvent Extraction (SX) Building taken in June and December of 2004. The results are as follows:

Radon Sampling Results

Area	**Concentration**	**Background**	**Occupational Dose**
IX Area	0.008 WL	0.007 WL	0.001 WL
Mill Area	0.018 WL	0.007 WL	0.011 WL

The average occupational radon dose for facility personnel is:

{[(0.011 WL) / (0.33 WL/DAC)] * 535 hours} / (2000 DAC hours/ALI) = 0.0089 ALI
(0.0089 ALI) * (5000 millirems/ALI) = 44.6 millirems

3) Airborne Particulate Radionuclides (Uranium)

The average airborne particulate natural uranium dose at the facility is based on high volume air samples taken in the grinding and yellowcake areas of the mill and the tailings impoundment in April and October of 2005 and four (4) breathing zone samples taken of the Mill Foreman. The results are as follows:

High Volume Air Sampling Results

Area	**Concentration**	**Background**	**Occupational Conc.**
Grinding	1.50 E-14 uCi/ml	6.2 E-16	1.44 E-14 uCi/ml
Precipitation	1.21 E-14 uCi/ml	6.2 E-16	1.15 E-14 uCi/ml
Tails Impound.	1.59 E-15 uCi/ml	6.2 E-16	9.70 E-16 uCi/ml
Average			9.00 E-15 uCi/ml

Breathing Zone Samples

Date	Concentration	Percent of DAC
03/24/05	<7.84 E-13 uCi/ml	<3.92%
06/30/05	7.81 E-14 uCi/ml	0.391%
09/27/05	4.49 E-13 uCi/ml	2.25%
12/29/05	<5.40 E-14 uCi/ml	<0.270%

Using the value of 7.84 E-13 uCi/ml (the highest measured airborne uranium concentration) coupled with a working time spent in the mill of 535 hours and the tailings impoundment of 835 hours in 2005 would yield the following exposure:

(7.84 E-13 uCi/ml) / (2E-11 uCi/ml/DAC) * (535+835 hours) = 53.7 DAC-hrs
(53.7 DAC-hrs) / (2000 DAC-hrs/ALI) = 0.027 ALI = 2.7% ALI

A dose of 53.7 DAC-hrs represents the maximum possible internal dose at the facility and is 2.7% of the ALI, which is below the 10% threshold that triggers monitoring and dose calculation.

This is an extremely conservative dose estimate since it applies the highest uranium concentration to all work within the restricted areas (Mill Building and tailings impoundment) at the facility. This estimate equates to an internal exposure of 135 millirems, which is over twice the 52.6 millirem value calculated in the *Internal Occupational Exposure Assessment – Suspended Operations* because it applies the maximum airborne natural uranium concentration found in the Mill Building to work performed in the tailings impoundment in order to remain very conservative.

This maximum possible exposure of 0.027 ALI is also below the intake limit of 10 milligrams/week for soluble natural uranium listed described in 20.1201(e) as per the calculation below:

(0.027 ALI/yr) * (5E-2 uCi/ALI) = 1.35 E-3 uCi/yr
(1.35 E-3 uCi/yr) * (1 E6 pCi/uCi) / (677 pCi/mg) = 1.99 mg/yr total intake

This is well below the 10 milligram per week limit.

Based on the levels of airborne uranium as demonstrated by the high volume air samples, the level of exposure exhibited by the breathing zone samples and the limited time spent in the mill (535 hours) and the tailings impoundment (835 hours) by the Mill Foreman in 2005, it is unlikely that personnel would receive in one year an intake in excess of 10 percent of the applicable ALI for uranium (natural) in Table 1, Columns 1 and 2 of Appendix B therefore monitoring and dose calculation for uranium (natural) is not required.

Conclusions:

1) Monitoring and calculation of external dose is not required at the Sweetwater Uranium Project since no personnel are likely to receive an external occupational dose in excess of 0.5 rem.
2) Monitoring and calculation of internal dose at the Sweetwater Uranium Project is not required because:
   a) Radon is near background levels.
   b) The maximum possible dose to airborne uranium from exposures in the mill is less than 0.10 ALI.
3) The maximum possible total occupational dose to the maximally exposed individual on site, the Mill Foreman, is as follows:

a)	Estimated external dose:	0.096 rem/yr.
b)	Estimated internal dose (particulates)	0.135 rem/yr.
c)	Estimated internal dose (radon-222)	0.045 rem/yr.
	Total:	0.276 rem/yr.

This is below 10% of the 5-rem/year TEDE limit.

Oscar A. Paulson

Oscar A. Paulson

Kennecott Energy

Memorandum ***Sweetwater Uranium Project***

Oscar Paulson
Facility Supervisor

7 February 2006

NRC File

Subject: Compliance with 10 Mrem Constraint Limit for 2005

The following pertains to the dose to a member of the general public from the Sweetwater Uranium Project:

- The mill is not operating so there are no emissions from any stacks.
- The only air emissions excluding radon and its progeny are particulate radionuclides from the tailings impoundment.

The following applies to these particulate emissions:

1. These emissions are monitored at Station 4A by a continuous lo-vol system.

2. The radionuclide concentrations and doses encountered at this location are as follows:

U - nat:	1.37 E-16 uCi/L	0.076 mrem/yr
Ra-226:	1.42 E -16 uCi/L	0.008 mrem/yr
Th-230:	1.04 E -16 uCi/L	0.173 mrem/yr
Total:		**0.257 mrem/yr**

3. Background levels for the site are as follows:

U-nat:	6.2 E -16 uCi/L	0.34 mrem/yr
Ra-226:	3.9 E -16 uCi/L	0.22 mrem/yr
Th-230:	3.9 E -16 uCi/L	0.65 mrem/yr
Total:		**1.21 mrem/yr**

Conclusions:

- The 2005 dose from airborne particulate radionuclides was at background levels. The 10 mrem per year constraint limit was not exceeded.

Oscar A Paulson

Oscar Paulson

Kennecott Energy

Kennecott Uranium Company
Sweetwater Uranium Project
Post Office Box 1500
Rawlins, Wyoming 82301-1500
Phone: (307) 328-1476
Fax: (307) 324-4925

19 January 2006

Mr. Gary Janosko, Chief
Fuel Cycle Facilities Branch
Division of Fuel Cycle Safety and Safeguards
Office of Nuclear Material Safety and Safeguards
Mail Stop T-8A33
11545 Rockville Pike
Rockville, MD 20852-2738

Dear Mr. Janosko:

Subject: Sweetwater Uranium Project - Docket Number 40-8584
Source Materials License #SUA-1350 -- License Conditions 11.2 and 12.3
Land Use Report

In compliance with License Conditions 11.2 and 12.3 of SML SUA-1350, Kennecott Uranium Company has conducted visual surveys throughout the year (2005) of land use in, and within a five-mile radius of, the Sweetwater Uranium Mill restricted area.

Land use within the area has not changed over the year. Limited stock grazing, wildlife usage, recreation (mainly hunting during the Fall) and oil and gas development and production continue as the uses. There has been noticeable oil and gas drilling activity to the west, north and south of the facility, creating additional traffic along Sweetwater County Road 4-63 south of the facility. Some uranium exploration drilling has been conducted approximately four miles due north of the facility. Extensive uranium related claim staking has been done within a five mile radius of the facility, primarily to the north and west. All of the excavated petroleum-contaminated soils excavated on site during 2001, 2002 and 2003 were placed on a synthetically lined landfarm approximately fifty (50) acres in area, located outside of the NRC bonded area, but within the Department of Environmental Quality (DEQ) bonded area, west of the facility. The land-farmed materials are being treated by bioremediation with added nutrients. Once the materials meet nationally accepted clean soil standards (<100 milligrams per kilogram diesel range organics), they will be used to backfill the excavation. The excavation and remediation of this petroleum-contaminated soil was described in detail in a separate binder submitted to the NRC in 2003.

The soil and ground water contamination related to the Catchment Basin have been previously described in submittals dated May 12, July 22 and December 15, 2004 and January 18, 2005.

Mill operations remain suspended. There are two mobile homes near the south edge of the site's chain link fence. The resident caretaker uses one for approximately four (4) days out of each week and a security guard uses the other (the one closest to the chain link fence) approximately three days of each week. The security guard is considered the nearest resident for purposes of dose calculation and estimation.

Work began on December 12, 2005 on preparatory items such As topsoil removal in the area to be occupied by the excavation of contaminated soils associated with the site's Catchment Basin. A contractor, Archer Construction, Inc. of Riverton, Wyoming has been doing this work with an eight (8) man crew.

The Sweetwater Uranium Project's potable water wells are the only drinking water sources in the area. The Bureau of Land Management (BLM) maintains three water wells with tanks for livestock and wildlife watering within the area. The wells are located one mile southeast, four miles east and five miles northeast of the facility. All of the Bureau of Land Management wells are up gradient of the restricted area in regard to the regional ground water gradient.

If there are any questions regarding this report please contact me at (307) 328-1476 or (307) 324-4924.

Sincerely yours,

Oscar A Paulson

Oscar Paulson
Facility Supervisor/RSO

cc: S. Cohen, Project Manager (NRC)
Director, DRSS (NRC) - Arlington, TX
M. Stearns - Kennecott Energy

DIESEL CONTAMINATED SOIL EXCAVATION

The excavation was completed in March 2003. A sign-off letter and page changes to the report submitted in February 2003 to make it a final report were submitted on July 31, 2003. The excavation is still open pending remediation of the land-farmed soils to the 100-milligram per kilogram clean soil standard, at which point they can be used as backfill. The average concentration in the land-farmed soils was 134.5 milligrams per kilogram in September 2004; however, some samples are still above the 100-milligram per kilogram clean soil standard.

The land farm was last sampled on September 20 and 21, 2004. The sample collected from the location 200 North/-200 East on September 20, 2004 had the following results:

	0' – 3'	3' – 5'
• Diesel Range Organics (DRO)	4710 mg/kg	1180 mg/kg
• Oil Range Organics (ORO)	ND	ND
• Total Extractable Hydrocarbons	4720 mg/kg	1190 mg/kg

This anomalously high concentration sample biased the entire sample set of 102 samples from 51 locations. If this single sample were removed from the sample set the average hydrocarbon concentration of the land farm would have shown a decrease from the previous (June 2004) sampling.

Remediation of these areas of the land farm to the 100-milligram per kilogram standard is being awaited before using the soils to backfill the excavation.

Kennecott Energy

Kennecott Uranium Company
Sweetwater Uranium Project
Post Office Box 1500
Rawlins, Wyoming 82301-1500
Phone: (307) 328-1476
Fax: (307) 324-4925

12 February 2006

Mr. Gary Janosko, Chief
Fuel Cycle Facilities Branch
Division of Fuel Cycle Safety and Safeguards
Office of Nuclear Material Safety and Safeguards
Mail Stop T-8A33
11545 Rockville Pike
Rockville, MD 20852-2738

Dear Mr. Janosko:

SUBJECT: Sweetwater Uranium Project – Docket Number 40-8584
Source Material License No. SUA-1350
Annual Corrective Action Program Review and Groundwater Monitoring Report

Enclosed is a CD-ROM containing Kennecott Uranium Company's Annual Corrective Action Program Review for 2005.

The report summarizes all monitoring and mitigation efforts in the area of the tailings cell under the ground water corrective action program as defined in License Condition 11.3 of USNRC Source Materials License SUA-1350 and also contains the ground water monitoring data required to be submitted under License Condition 12.3.

If you have any questions, please do not hesitate to contact me at (307) 328-1476.

Sincerely,

Oscar A Paulson

Oscar A. Paulson
Facility Supervisor

cc: Mr. Mark Thiesse, Wyoming DEQ/WQD
Stephen J. Cohen (2), Project Manager, USNRC
Director - NRC DRSS - Region IV (w/o enclosure)
M. Stearns

KENNECOTT URANIUM COMPANY
ANNUAL CORRECTIVE ACTION PROGRAM REVIEW
January 2005 through December 2005

EXCURSION PUMPBACK SYSTEM

Perched Wells

All perched wells around the tailings impoundment were essentially dry as of the fall of 1989 and are no longer pumped.

Two (2) perched wells, TMW-90 and TMW-105, were pumped during 2005. These wells are located west of the Catchment Basin and were pumped to remove previously spilled fluid perched on a clay layer approximately forty (40) feet below ground surface, in part, to prepare the area for future excavation.

These two wells were not considered part of the ground water Corrective Action Program (CAP) since their purpose was to recover spilled fluid as opposed to recovering contaminated ground water from the Battle Spring Aquifer, which is what the CAP regulates.

The recovery of these fluids was authorized by the site's Safety and Environmental Review Panel (SERP) under Safety and Environmental Evaluation (SEE) #6, approved on September 9, 2003, and an amendment to that document approved on March 26, 2004. These documents were inspected by the Nuclear Regulatory Commission (NRC) during an inspection on July 21, 2004. The inspector concluded that:

> "The SEEs were found to be technically adequate. The SERP had made decisions in accordance with the conditions of the performance based license."

The table below summarizes the performance of these wells:

WELL #	DATE STARTED	DATE SHUT DOWN	FLOW RATE (Gallons per Minute)	VOLUME PUMPED (Gallons)
TMW-90	03/01/05	11/14/05	0.01	3,693
TMW-105	03/15/05	11/14/05	0.02	7,123

Water sample data, flow information and salts removed data for these wells are included in Appendix D. These wells are shown on the included maps. The wells were pumped by venturi pumps installed at the well bottom, driven by surface feeded pumps, and a reservoir barrel, which overflowed into a tank that was pumped periodically to the tailings impoundment.

Aquifer Wells

Tails Monitor Wells (TMW-) 7, 17, 18, 57, 58, 59 and 75 were pumped into the tails cell during 2005 at the following annualized rates:

WELL #	PUMP HORSEPOWER	ANNUAL AVG. RATE
TMW-7	½ HP	5.0 GPM
TMW-17	1/3 HP	4.0 GPM
TMW-18	¾ HP	7.9 GPM
TMW-57	½ HP	3.9 GPM
TMW-58	¾ HP	3.6 GPM
TMW-59	1/3 HP	4.3 GPM
TMW-75	½ HP	4.5 GPM
TMW-91		0.033 GPM
TMW-96		5.6 GPM
TMW-97		9.6 GPM
TOTAL		**48.4 GPM**

Note: Extended periods of down time are not included in well operating time for computation of flow rates.

TMW-75 and TMW-17 were pumped to collect the portion of the excursion along the cell's north wall. Wells 7, 18 and 59 maintained a cone of depression along the west side of the tailings cell intercepting the major portion of the excursion. TMW-57 and TMW-58 maintained a cone of depression extending 800 feet west of the western side of the cell.

TMW-96 and TMW-97, located along the east wall of the Solvent Extraction Building, were pumped to collect the highest levels of uranium in the Catchment Basin plume. TMW-91 was pumped in an attempt to remove contaminated ground water from the top ten feet of the saturated portion of the Battle Spring Aquifer; however, when pumping commenced in TMW-96 and 97, aquifer levels dropped sufficiently to leave TMW-91 dry, forcing cessation of pumping. TMW-91 was pumped in the belief that diesel range organics (kerosene) would be more concentrated at the top of the aquifer and could be removed via this well.

TMW-16 was replaced with a new well, TMW-7, completed approximately sixty (60) feet south of it, on August 18, 2003. TMW-16 exhibited continuing problems and would not, in spite of repeated attempts to clean, acidize or bleach it, yield sufficient water to support a pump. When operating it would yield water; however, the well would frequently cease pumping and be down for extended periods while being cleaned. TMW-7 was screened at a depth (100-150 feet) that fully overlapped the completion interval (120-145 feet) of TMW-16. TMW-16 ceased pumping on May 15, 2003. Pumping was initiated in TMW-7 on December 1, 2003. Completion of this replacement well was discussed with Elaine Brummett in a telephone conversation at 1:50 pm on August 20, 2003, and a follow-up email message on that date. The well produces 5.0 gallons per minute of water and has not required any of the maintenance or cleaning that its predecessor, TMW-16, required.

A pump was installed and started in TMW-58 in late June of 1994. The well was completed in July 1985. TMW-58 continues to yield water at an excellent rate, 3.6 gallons per minute, in 2005. Installation of the pump followed receipt of a letter dated April 8, 1994 from NRC/URFO which stated,

> "We find that the proposed changes to your Corrective Action Program (CAP) are responsive to our review findings submitted to your company on September 3, 1992. We also consider that specific seepage collection locations are no longer required. Rather, Kennecott should use its discretion in maintaining the CAP, and all changes should be described in routine annual progress reports."

This letter was in response to a review prepared by Kennecott Uranium Company and submitted in response to a letter dated September 3, 1992 which was received from NRC/URFO requesting Kennecott Uranium Company to review the most recent monitoring data from the Corrective Action Program (CAP) and propose modifications to the program. The review dated December 4, 1992 and submitted to NRC/URFO contained the following conclusions:

1. The contaminant plume is confined solely to the upper fifty (50) feet of the saturated zone of the Battle Springs Formation. This conclusion is based on the sample results from three (3) monitor wells completed in a deeper sand in 1991, which show no evidence of contamination.

2. The existing five (5) pumpback wells are adequate to recover the groundwater contaminated by past leakage.

Kennecott Uranium Company, in order to accelerate the remediation process, had requested an amendment to SUA-1350 in the December 4, 1992 review to install a pump of at least 1/3 horsepower in TMW-58. Upon receipt of the letter dated December 4, 1992, however, it became clear that such an amendment was not required.

A pump was installed in TMW-57 on May 17, 2001. This well performs well, yielding an average of 3.9 gallons per minute.

The observed TDS values in TMW-63 and TMW-18 are almost identical with only a difference of approximately 2%. (See *Comparison of TMW-18 and TMW-63* on the following page.) There is little difference in Total Dissolved Solids concentrations vertically across the upper fifty-feet of the aquifer.

In the summer of 1991, TMW-8, TMW-24 and TMW-47 were completed in the Battle Springs Aquifer at depths below 200 feet to test saturated sands beneath a clay layer separating them from the upper fifty (50) feet of the saturated zone. Samples from wells TMWs 8, 24 and 47 (shown on the following pages, *Lower Saturated Sand Monitor Well Sampling Results*) however, clearly show that the contaminants have not penetrated the sands beneath the upper fifty (50) feet of the saturated zone since the TDS concentrations in 2004 are all below 250 parts per million.

During 1995, Shepherd Miller, Inc. completed a background groundwater study for the area around the Sweetwater Uranium Project. The object of this study was to define background in groundwater around the Sweetwater Uranium Project for a number of chemical and radiological constituents. The study examined the results of over 1000 groundwater samples collected in the vicinity of the project including samples from TMWs 8, 24 and 47 and concluded, *"Water quality sampling of three wells completed within the lower saturated sand, TMWs 8, 24 and 47, shows it to be unaffected by seepage from the cell, indicating that flow from the upper to lower saturated sands is retarded by the claystone layer."* Thus samples from TMWs 8, 24, and 47 show that the contamination is confined to, and distributed in, the upper fifty (50) feet of the saturated zone of the Battle Spring Aquifer and penetrates no deeper.

COMPARISON OF TMW-18 AND TMW-63

MAJOR IONS mg/l:	TMW-18 4/6/05	TMW-63 5/2/05	Reporting Limit (4/11/05)
Ca	629	625	0.5
Mg	47.6	43.2	0.5
Na	104	89.7	0.5
K	6.8	7.0	0.5
CO3	<1	<1	1.0
HCO3	569	574	1.0
SO4	1260	1220	1.0
Cl	85	85	1.0
NO3	<0.1	<0.1	0.10
F	<0.1	<0.1	0.10
SiO2	23	23	1.0
TDS @ 180° C.	2530	2480	10
Cond (umho/cm)	2860	2850	1.0
Alk-CaCO3	467	470	1.0
pH (units)	7.51	7.19	0.01
TRACE METALS mg/l:			
Al	<0.10	<0.10	0.10
As	0.001	<0.001	0.001
Ba	<0.10	<0.10	0.10
Be	<0.01	<0.01	0.01
B	<0.10	<0.10	0.10
Cd	<0.005	<0.005	0.005
Cr	<0.01	<0.01	0.01
Co	<0.001	<0.001	0.001
Cu	<0.01	<0.01	0.01
CN	<0.005	<0.005	0.005
Fe	6.77	2.38	0.05
Pb	<0.01	<0.01	0.01
Mn	1.13	0.52	0.01
Hg	<0.0002	<0.0002	0.0002
Mo	<0.01	<0.01	0.01
Ni	<0.01	<0.01	0.01
Se	0.003	<0.001	0.001
Ag	<0.01	<0.01	0.01
Tl	<0.010	<0.010	0.010
V2O5	<0.10	<0.10	0.10
Zn	<0.01	0.01	0.01
RADIOMETRIC pCi/L:			
U	0.9	3.0	0.2
Ra226	3.3 ± 0.7	4.0 ± 0.8	0.2
Ra228	14.8 ± 1.6	8.0 ± 1.3	1.0
Th230	<0.2	<0.2	0.2
Pb210	<1.0	<1.0	1.0
Gross Alpha	7.1 ± 2.3	11.1 ± 1.1	1.0
Q.A. DATA:			
Anion/Cation Bal:	1.04	1.05	0.80-1.20

LOWER SATURATED SAND MONITOR WELL SAMPLING RESULTS

MAJOR IONS mg/l:	TMW-8 7/13/05	TMW-24 8/3/05	TMW-47 8/4/05	Reporting Limit (8/3/05)
Ca	24.2	20.6	22.7	0.5
Mg	<0.1	1.0	0.9	0.5
Na	36.3	29.2	31.4	0.5
K	0.8	1.1	1.8	0.5
CO3	<1	<0.1	<1	1.0
HCO3	101	103	99	1.0
SO4	52	33	38	1.0
Cl	4	2	3	1.0
NO3	<0.1	<0.1	<0.1	0.10
F	0.2	0.2	0.2	0.10
SiO2	13	13	14	1.0
TDS @ 180° C.	182	160	136	10
Cond (umho/cm)	280	245	254	1.0
Alk-CaCO3	83	85	81	1.0
pH (units)	8.04	8.12	8.15	0.01
TRACE METALS, mg/l:				
Al	<0.1	<0.1	<0.1	0.10
As	0.002	0.002	0.001	0.001
Ba	<0.1	<0.1	<0.1	0.10
Be	<0.01	<0.01	<0.01	0.01
B	<0.1	<0.1	<0.1	0.10
Cd	<0.005	<0.005	<0.005	0.005
Cr	<0.01	<0.01	<0.01	0.01
Co	<0.001	<0.01	<0.01	0.001
Cu	<0.01	<0.01	<0.01	0.01
CN	<0.005	<0.005	<0.005	0.005
Fe	<0.05	<0.05	<0.05	0.05
Pb	<0.01	<0.03	<0.03	0.01
Mn	<0.01	<0.01	0.01	0.01
Hg	<0.0002	<0.0002	<0.0002	0.0002
Mo	<0.01	<0.08	<0.08	0.01
Ni	<0.01	<0.05	<0.05	0.01
Se	<0.001	<0.001	<0.001	0.001
Ag	<0.01	<0.01	<0.01	0.01
Tl	<0.010	<0.01	<0.01	0.010
V2O5	<0.1	<0.1	<0.1	0.10
Zn	<0.01	<0.01	<0.01	0.01
RADIOMETRIC pCi/L:				
U	0.5	2.2	0.5	0.2
Ra226	<0.2	0.8 ± 0.5	4.4 ± 0.7	0.2
Ra228	<1	<1	<1	1.0
Th230	<0.2	<0.2	<0.2	0.2
Pb210	<1.0	<1.0	<1.0	1.0
Gross Alpha	<1.0	<1.0	7.0 ± 1.7	1.0
Q.A. DATA:				
A/C Balance	1.01	1.07	0.85	0.80-1.20

Kennecott Uranium Company submitted a study entitled "Addendum to the Revised Environmental Report Background Ground Water Quality and Detection Standards" on February 2, 1996. This study examined the results of over 1000 water samples, with the intent of defining background parameters for chemical and radiological constituents in the Battle Springs Aquifer around the site. The study proposed new Groundwater Protection Standards (GPS) for the site based upon these newly developed background values. This study was submitted with a request to amend SUA-1350 to change the Groundwater Protection Standards to the levels proposed in the study as well as to eliminate some groundwater protection standards (GPS).

By license amendment dated May 28, 1998, the NRC amended the Groundwater Protection Standards in SUA-1350 to those values requested by Kennecott Uranium Company in an amendment request dated January 1996 entitled "Addendum to the Revised Environmental Report - Background Ground Water Quality and Detection Standards". In addition, Groundwater Protection Standards for barium, cyanide, lead, mercury, molybdenum, silver and thallium were deleted from the license. The table below outlines the changes to the Groundwater Protection Standards in SUA-1350. The control charts reflect these Groundwater Protection Standards.

Constituent	**Former NRC Ground Water Protection Standard, License SUA-1350**	**Revised NRC Ground Water Protection Standard, License SUA-1350**
		(Revised May 28, 1998)
Arsenic	0.05 mg/l	0.05 mg/l
Barium	1.0	Deleted
Beryllium	0.01	0.01 mg/l
Cadmium	0.01	0.01 mg/l
Chromium	0.05	0.05 mg/l
Cyanide	0.005	Deleted
Lead	0.05	Deleted
$Lead^{210}$	1.4 pCi/l	8.9 pCi/l
Mercury	0.002	Deleted
Molybdenum	0.04	Deleted
Nickel	0.01	0.01 mg/l
Ra^{226}/Ra^{228}	2.8 pCi/l	5.8 pCi/l
Selenium	0.01	0.01 mg/l
Silver	0.05	Deleted
Thallium	0.01	Deleted
$Thorium^{230}$	10.0 pCi/l	7.0 pCi/l
Natural Uranium	1.7 pCi/l	36.0 pCi/l
Gross Alpha	6.6 pCi/l	15 pCi/l
		Added May 26, 2005
Aluminum	None	1.8 mg/l
Iron	None	0.6 mg/l
Manganese	None	0.2 mg/l
1,1-dichloroethane	None	3.0 mg/l
1,1-dichloroethene	None	0.007 mg/l
DRO	None	10 mg/l
GRO	None	10 mg/l
Naphthalene	None	1.5 mg/l
Toluene	None	1 mg/l
1,1,1-Trichloroethane	None	0.20 mg/l
1,2,4-Trimethylbenzene	None	0.012 mg/l
1,3,5-Trimethylbenzene	None	0.012 mg/l
M+p xylenes	None	10 mg/l

In a submittal dated December 15, 2004 Kennecott Uranium Company proposed groundwater protection standards (GPS) for aluminum, iron, manganese and ten (10) organic constituents. These proposed standards are also based on the background ground water study. They have been approved. They were proposed in response to the contamination of the aquifer found around the Catchment Basin. These are shown in the table above.

The ground water Corrective Action Program was revised to include the groundwater plume around the Catchment Basin by a license amendment dated May 26, 2005. This amendment was granted following these submittals and an Environmental Assessment (EA):

- Source Material License SUA-1350 Request for Amendment to License Condition 11.3 – Groundwater Corrective Action Program – May 12, 2004
- Response to Comments – July 22, 2004
- Response to Request for Additional Information – October 28, 2004
- Environmental Assessment for Amendment of Source Material License SUA-1350 for the Catchment Basin Reclamation – May 5, 2005

This report has been revised to reflect this increase in scope of the CAP to include the plume around the Catchment Basin.

The *Uranium (U-nat) Contour Maps* (see Maps) show the 36.0 pCi/L uranium contour in red, based on the 36.0 pCi/L uranium GPS, based on samples taken in the beginning and end of 2005 for the tailings and Catchment Basin monitor wells. The area encompassed by the 36.0 pCi/L uranium contour on the end of 2005 map is 28.9 acres. This is less than the estimated 35.7 acre area calculated for 2004. This acreage estimate depends upon the inferred outline of the plume beneath the tailings impoundment, an area for which there is no sample data. This plume area may vary from year to year based upon differing interpretations of the plume outline position. The plume outline includes the uranium contamination around the Catchment Basin. This end of 2005 map reflects the marked reduction in uranium concentrations in TMW-96 and 97 following the start of pumping.

The *Combined Radium-226/228 Contour Maps* (see Maps) show the areal extent of the 5.8 pCi/L radium 226/228 plume boundary in green. These maps show the combined radium 226/228 plumes at the beginning and end of 2005. The plume as drawn encompasses a total area of 136.8 acres on the end of 2005 map. This is less than the estimated 146.2 acre area calculated for 2004. This acreage estimate is subject to interpretation since the actual outline of the plume beneath the tailings impoundment is unknown because no monitor wells penetrate the impoundment.

The Total Dissolved Solids - *TDS Contour Maps* (see Maps) show the TDS plume in the vicinity of the tailings impoundment and Catchment Basin at the beginning and end of 2005. The area encompassed by the 500 parts per million contour is 148.3 acres on the end of 2005 map. This is less than the estimated 212.2 acre area calculated for 2004.

In November 1996, as part of the field work program to develop a final design for tailings management for the Sweetwater Uranium Project, eighteen control points (section corners, quarter corners, etc.) covering a nine square mile area around the mill were surveyed with a global positioning system. The original elevation of the southeast corner of Section 15, Township 24 North, Range 93 West was found to be wrong. Please see the memo submitted as Appendix A of the 1996 Corrective Action Program (CAP) Review from Kent

Bruxvoort of Shepherd Miller, Inc. This point was used to establish ground surface and casing elevations for the tailings monitor wells (TMW) around the tailings impoundment.

As a result of this discovery, all of the casing elevations for all of the tailings monitor wells and potable water wells (PWW) were resurveyed by Inberg-Miller Engineers, Inc. of Riverton, Wyoming. A mark was filed into the top of the casing in each well and the casing elevation was surveyed at that mark. All water level measurements will now be taken from that mark as well, to insure accuracy and consistency of results. In addition, the casing heights of each well were measured so accurate ground elevations for each well could be obtained. These elevations are listed in Table 2.3 of "Evaluation of Aquifer Test Data", submitted as Appendix B of the 1996 Corrective Action Program (CAP) Review. The correction of the casing heights has affected the piezometric contours for the aquifer.

In December of 1996 a pump test was conducted in the area north of the tailings impoundment as part of the final tailings design field work program. The results of this test were documented in Appendix B, Evaluation of Aquifer Test Data (1996 CAP Review).

As of December 31, 2005, pumping from wells TMW-7, 17, 18, 57, 58, 59 and 75 had not approached the 25 million gallons allowed under "TOP-1 - General Tailings and Evaporation Impoundment Procedures". On December 31, 2005 a total of 20,576,192 gallons of Battle Spring Aquifer water had been pumped back into the tails cell since December 31, 2004. This represents a 13% increase over the 2004 volume. This increase in volume is largely due to the two new Catchment Basin pumpback wells (TMW-96 and TMW0-97).

As part of the process of obtaining an operating performance based license for the facility, which was granted on August 18, 1999, Elaine Brummett requested in a telephone conversation on July 7, 1999 that a Standard Operating Procedure (SOP) be prepared limiting annual pumpback to no more than 25 million gallons per year and to an annual amount that would cause no net rise in the fluid level in the tailings impoundment, minor seasonal fluctuations excepted. This SOP would extend the 25 million gallon per year pumpback limit that was a pre-existing requirement in License Condition 10.7A of the old license. This language is included in the Standard Operating Procedure entitled "TOP-1 - General Tailings and Evaporation Impoundment Procedures". *Table 1 – Gallons Pumped to Tailings Impoundment* (see Tables) lists the wells pumped, the volumes pumped and the cumulative gallons pumped for years 1986 - 2005.

Problems with iron bacteria growth continued in 2004; however, a chlorination program, instituted in 1996, has helped control the bacteria. In addition, an increased effort was made during 2005 to clean and maintain the wells and pumps. With the replacement of TMW-16 with TMW-7, less repair/maintenance/cleaning was required to operate the pumpback system. The Well Repair Table has been eliminated since most of the references in it were devoted to TMW-16. Chlorination, acidization and pump cleaning were performed as required.

The following groundwater contour maps are included with this report:

- *March 20054 Piezometric Contour Map* shows the groundwater contours around the tailings impoundment and Catchment Basin in the spring (March) of 2005, before any pumpback wells had been started around the Catchment Basin.
- *September 2005 Piezometric Contour Map* shows the groundwater contours around the tailings impoundment and Catchment Basin in the fall (September) of 2005, after the pumpback wells around the Catchment Basin had started, but before the cone of depression had fully matured.

- *December 2005 Piezometric Contour Map* shows the groundwater contours around the tailings impoundment and Catchment Basin in December 2005, when the cone of depression created by the Catchment Basin pumpback wells had matured.

Five (5) foot contours are in red while one (1) foot contours are in dashed black on both maps. These maps show the extent of the cone of depression created by the pumpback wells.

Salts/Contaminants Removed from the Battle Springs Aquifer

Table 2 – Mass of Salts and Other Constituents Removed from the Perched and Battle Springs Aquifers and Pumped Back into the Tailings Cell lists the cumulative quantities of salts (contaminants) pumped back from the Battle Springs Aquifer into the tailings cell via the pumpback system. Charts showing the quantities of salts returned to the tailings cell are also included for each of the wells pumped back into the cell in 2005.

While not part of the pumpback system, information concerning perched fluids recovered from TMW-90 and TMW-105 for 2005 is also included. These wells do not penetrate into the Battle Spring Aquifer and are not pumpback wells since they do not recover contaminated water from the aquifer. These wells recover spilled fluids that have accumulated on a clay layer approximately forty (40) feet below the ground surface immediately west of the Catchment Basin. The operation of these perched fluid recovery wells is addressed in Safety and Environmental Evaluation (SEE) #6 and an amendment to that document. These documents were reviewed during the facility's 2004 Nuclear Regulatory Commission inspection and "found to be technically adequate". Included in this report are:

- Flow rate and volume tabulations and flow rate graphs for TMW-90 and TMW-105
- Calculations of materials (salts and organics) removed by the operation of these wells
- Sample analysis data for these wells

Since these wells recover spilled fluid and do not sample the Battle Spring Aquifer, information comparing the sample results to Groundwater Protection Standards (GPS) is not included on the sample data sheets for these wells.

Pumping of these wells was suspended on November 14, 2005 due to the onset of freezing conditions and reduced flow rates due to depletion of the perched fluids. These two wells will be removed during the course of the excavation of the contaminated soils around the Catchment Basin in 2006.

TAILINGS CELL WATER EVAPORATION SYSTEM

The tails cell delta spray and evaporation system were returned to service by March 21, 2005. The systems were shut down for winter on November 16, 2005. Four (4) artificial, bermed lagoons created on the surface of the exposed beach against the western side of the cell, a fifth lagoon east and below the four (4) original lagoons and connected to Lagoon #4, as well as other smaller lagoons, are in operation. These lagoons serve to hasten evaporation from the cell and reduce dusting.

Operation of the evaporative drip system, which allows tailings fluid to drip down exposed portions of the liner on the western embankment of the impoundment, was suspended in 2000. Two sections of liner used as surfaces on which tailings fluid was allowed to drip were damaged by high winds by April 10, 2000. This situation was examined by the Safety and Environmental Review Panel (SERP) and a Safety and Environmental Evaluation (SEE) regarding this situation was prepared. The Safety and Environmental Evaluation (SEE) concluded that operation of the evaporative drip system should be suspended until the

liner damage is repaired or remain suspended and then be permanently terminated if extra (replacement) evaporative capacity on the exposed tailings in the amount of 1.87 acres is constructed. Liner damage along the western embankment was not repaired in 2005. Additional lagoon area was maintained to provide replacement evaporation.

TAILINGS IMPOUNDMENT FLUID LEVEL

The fluid level on September 20, 2005 was 6605.5 feet above MSL. This represents a decrease of 3.20 feet from the level of 6608.70 feet above MSL on October 14, 2004.

A certain portion of evaporation is due to the spray system, which sprays pool water onto the sand beaches, saturating them. Some of the pool water becomes tied up in the sands causing a drop in the pool level not due to evaporation when the sprays are operating. Current saturated area (pool area plus lagoons) is estimated to be approximately 495,712.5 square feet (2005 Method 115 Report). The saturated area has increased from the 2004 area (666,904 square feet) in spite of evaporative losses from the main pool due to the construction of small lagoons on the exposed tailings surface. This area is based on a ground survey of the impoundment conducted by Robert Jack Smith and Associates on August 15 to 17, 2005.

Fluid levels drop during the spring and summer months due to evaporation from the free standing pool, the sprays and the drips. While they rise slightly during the winter months because the sprays and drips are not operating, the freestanding pool is frozen and fluids continue to be added to the impoundment from the pumpback wells. This accounts for the "sawtooth" appearance of the tailings impoundment fluid levels graph.

Based on water levels shown on the drawing entitled *Tailings Cross Sections* and the graph entitled *Sweetwater Tailings Impoundment Fluid Levels* the level of saturated tailings in the tailings impoundment has decreased approximately 10 feet since 1996. Using a specific yield of 0.25, this decrease is equivalent to approximately 88 acre-feet. Therefore the fluid in the tailings pore spaces decreased from 287 acre-feet in 1996 to 199 acre-feet in 2005. For a free water volume of 30 acre-feet, the total fluid volume in the tailings impoundment is approximately 229 acre-feet, as summarized in the table below.

Tailings Fluid Volume Summary

Date	Free Water (Pool Water) Volume (acre-feet)	Tailings Pore Water Volume (acre-feet)	Total Removable Water Volume (acre-feet)
1996	131	287	418
2005	30	199	229
CHANGE	101	88	189

This shows that the evaporative water loss in the tailings impoundment from 1996 to 2005 is roughly 189 acre-feet (62 million gallons).

The locations of the Cross Sections are shown on the map that follows the sections, entitled *Location of Tailings Investigation Work*. The top cross section on the figure is the north/south one. The *Location of Tailings Investigation Work* map also shows the saturated areas in the impoundment.

BATTLE SPRINGS AQUIFER WATER LEVELS

All of the aquifer wells have shown a gradual trend of increasing water levels, paralleling the rise in water level in the pit lake, since operations were shut down on April 15, 1983. This increase is due to the gradual recovery of the cone of depression caused by the dewatering operations undertaken during open pit mining.

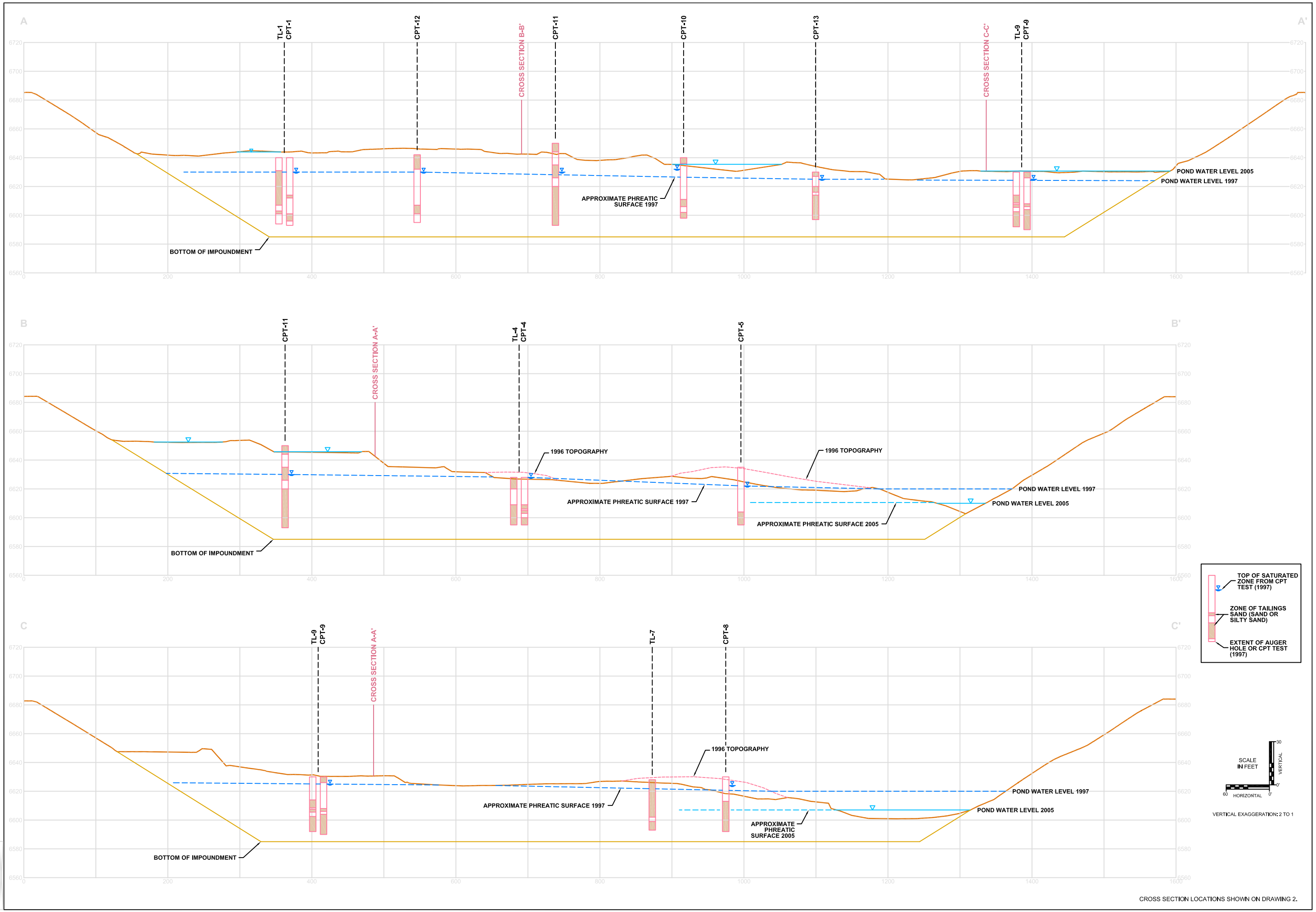

CROSS SECTION LOCATIONS SHOWN ON DRAWING 2.

SWEETWATER URANIUM PROJECT

TAILINGS CROSS SECTIONS

PROJECT:	181246
SCALE:	AS SHOWN
DATE:	JANUARY 2006
FILE/TITLE:	REC-2006-JAN-B.dwg
DRAWING	3
REVISION	1

PREPARED FOR

Kennecott Energy

PREPARED BY

consulting scientists and engineers

REVISIONS

No.	DESCRIPTION	BY	CHKD.	DATE
A	PREPARED FOR KEC USE AND CONTRACTOR BIDDING	CLS		01/06

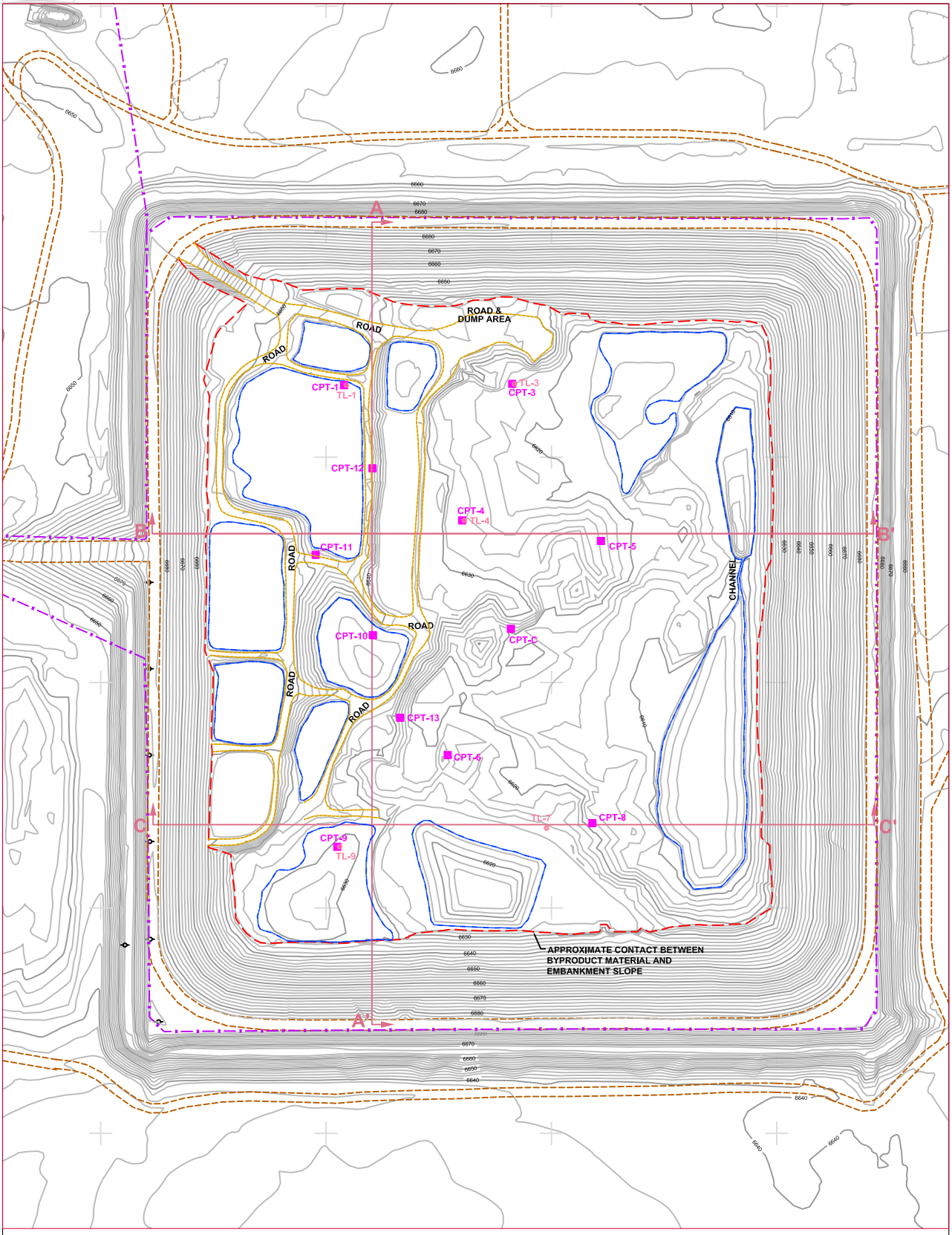

NOTES:

1. TOPOGRAPHY OF TAILINGS AREA FROM GPS SURVEY BY ROBERT JACK SMITH & ASSOC. AUGUST 23, 2005.
2. SURROUNDING TOPOGRAPHY FROM NOVEMBER 3, 1996 AERIAL PHOTOGRAPHY.
3. CROSS SECTIONS SHOWN ON DRAWING 3.

LEGEND:

- CONE PENETROMETER TEST LOCATION (APRIL, 1997)
- AUGER HOLE LOCATION (APRIL, 1997)

SCALE IN FEET
100 0 200

REVISIONS	No.	DESCRIPTION	BY	CHKD.	DATE
	A	PREPARED FOR KEC USE AND CONTRACTOR BIDDING	CLS		01/06

PREPARED BY: consulting scientists and engineers

PREPARED FOR: Kennecott Energy

SWEETWATER URANIUM PROJECT

LOCATION OF TAILINGS INVESTIGATION WORK

PROJECT: 181246	DATE: JANUARY 2006	DRAWING: 2	REVISION: A
SCALE: AS SHOWN	FILE/TABLE: REC-2006-JAN-B.dwg		

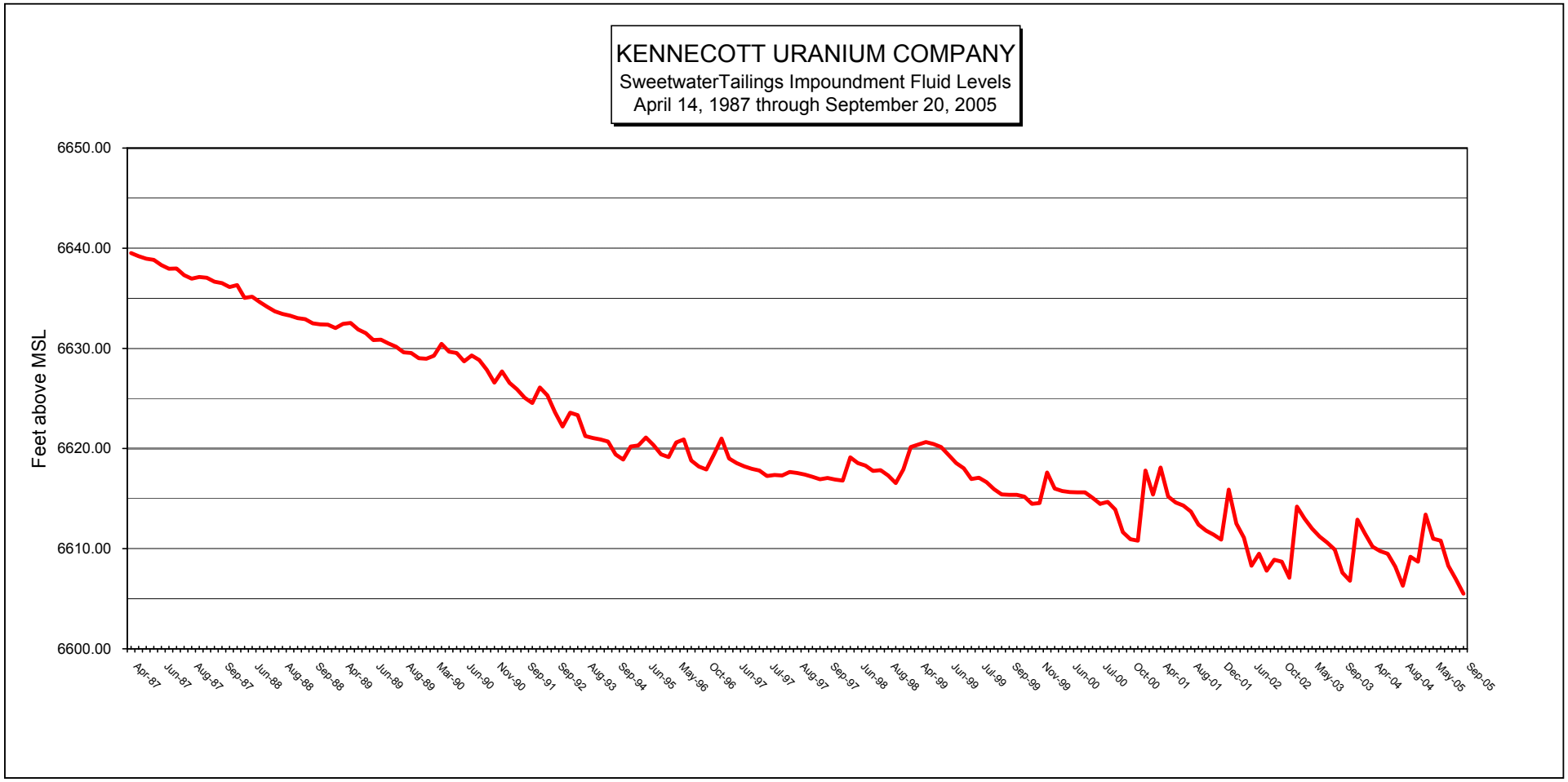
KENNECOTT URANIUM COMPANY
SweetwaterTailings Impoundment Fluid Levels
April 14, 1987 through September 20, 2005
Feet above MSL
6650.00
6640.00
6630.00
6620.00
6610.00
6600.00
Apr-87
Jun-87
Aug-87
Sep-87
Jun-88
Aug-88
Sep-88
Apr-89
Jun-89
Aug-89
Mar-90
Jun-90
Nov-90
Sep-91
Sep-92
Aug-93
Sep-94
Jun-95
May-96
Oct-96
Jun-97
Jul-97
Aug-97
Sep-97
Jun-98
Aug-98
Apr-99
Jun-99
Jul-99
Sep-99
Nov-99
Jun-00
Jul-00
Oct-00
Apr-01
Aug-01
Dec-01
Jun-02
Oct-02
May-03
Sep-03
Apr-04
Aug-04
May-05
Sep-05

Recovery of this cone of depression was essentially complete by 1998. The current water level in the pit stands at 6538.86 feet above MSL on October 17, 2005, a drop of 0.35 feet from a level of 6539.21 feet above MSL on December 13, 2004. Please see attached chart entitled *Sweetwater Pit Water Levels.* Kennecott Uranium Company believes that water levels in the pit have reached "steady state". This 0.35 foot drop in pit lake surface elevation observed during 2005 is a normal fluctuation in the lake level. The wells closest to the pit have shown the greatest recoveries, while those farthest from the pit are the least affected. TMWs 7, 17, 18, 57, 58, 59, 75, 96 and 97 showed decreased water levels since they are being actively pumped. The greatest decrease in water level was in the area of TMWs 96 and 97. This is logical since TMW-96 yields the highest pumpback rate, 9.6 gpm. The spreadsheet *Groundwater Elevations 11/96 to Present* is included at the end of this section.

GROUNDWATER DIRECTION AND VELOCITY

The groundwater in the immediate vicinity of the tailings cell is flowing toward TMWs 7, 17, 18, 58, 59 and 75, as these wells have overcome regional groundwater flows toward the southwest due to pumping in 2005. The piezometric contour maps show the potentiometric surface of the Battle Springs Aquifer around the tailings impoundment and Catchment Basin in March, September and December 2005. The cone of depression created by the pumpback wells encompasses the existing plume. The groundwater contour maps for March and September 2005 clearly show a cone of depression by the western edge of the tailings impoundment, while the one for December 2005 shows an additional cone of depression west of the Catchment Basin.

PROGRESS TOWARD ATTAINING GROUNDWATER PROTECTION STANDARDS

The pumping of aquifer wells TMW-7, 17, 18, 58, 59 and 75 at the toe, north and west of the tails cell, will continue to intercept any contaminated water coming through. The capture of contaminated water at the toe of the tails cell will prevent any hazardous constituents that may be present from migrating away from the cell and thus, in time, attain groundwater protection standards (GPS). A pump was installed in TMW-57 in May 2001. A new well, TMW-7, was completed on August 18, 2003. A pump was installed and started in it on December 1, 2003.

The major portion of the excursion lies beneath the tailings impoundment, as seen on the respective contour maps. This makes sense given the fact that the fluids leaked from the impoundment's northeast corner and flowed to the west under the impoundment to the sink created by the then mostly dewatered Sweetwater Pit. The impacted fluids beneath the tailings impoundment can only be collected from wells at or near the edge of the impoundment since wells cannot be drilled through the bottom of the lined impoundment. This limitation greatly hinders removal of impacted fluids from the aquifer. The most impacted fluids lie beneath the impoundment as shown on the TDS Contour Maps. The pumpback well with the highest TDS (2510 ppm – November 8, 2005), for example, is TMW-18, which lies immediately against the western embankment. Being forced to recover impacted fluids from the edge of the plume and being unable to recover fluids from the area of highest concentration, the plume's core, prolongs any attempt to attain groundwater protection standards (GPS).

The following italicized text (February 7, 2004) and a bar graph (updated on February 21, 2006) are from an internal consultant's report prepared by Kent Bruxvoort Consulting dated February 7, 2004. "*The CAP has been successful in containing and reducing quantities and concentrations of hazardous constituents beneath the impoundment. As of the fourth quarter of 2002, about 248.4 million gallons of groundwater had been pumped back into the impoundment. A cumulative net amount of 1,323,500 kg of contaminants has been*

pumped back, representing 58 percent of the estimated total amount released. In calculating this net amount, background quantities of constituents, as defined by concentrations in the background monitoring well, TMW-5, were subtracted from the total mass of constituents pumped. The following plot compares the cumulative net mass of contaminants removed to the cumulative amount of released contaminants remaining in the aquifer. The average pumpback volume from 1993 through 2002 was 93,000 kg/year."

The plot has been updated with 2005 data and is shown below. The mass of salts recovered for 2005 also includes salts recovered from the plume around the Catchment Basin. The volume of fluids leaked from the Catchment Basin and the mass of salts associated with that fluid is unknown. As such, no adjustment was made to the mass of constituents remaining to reflect constituents leaked from the Catchment Basin.

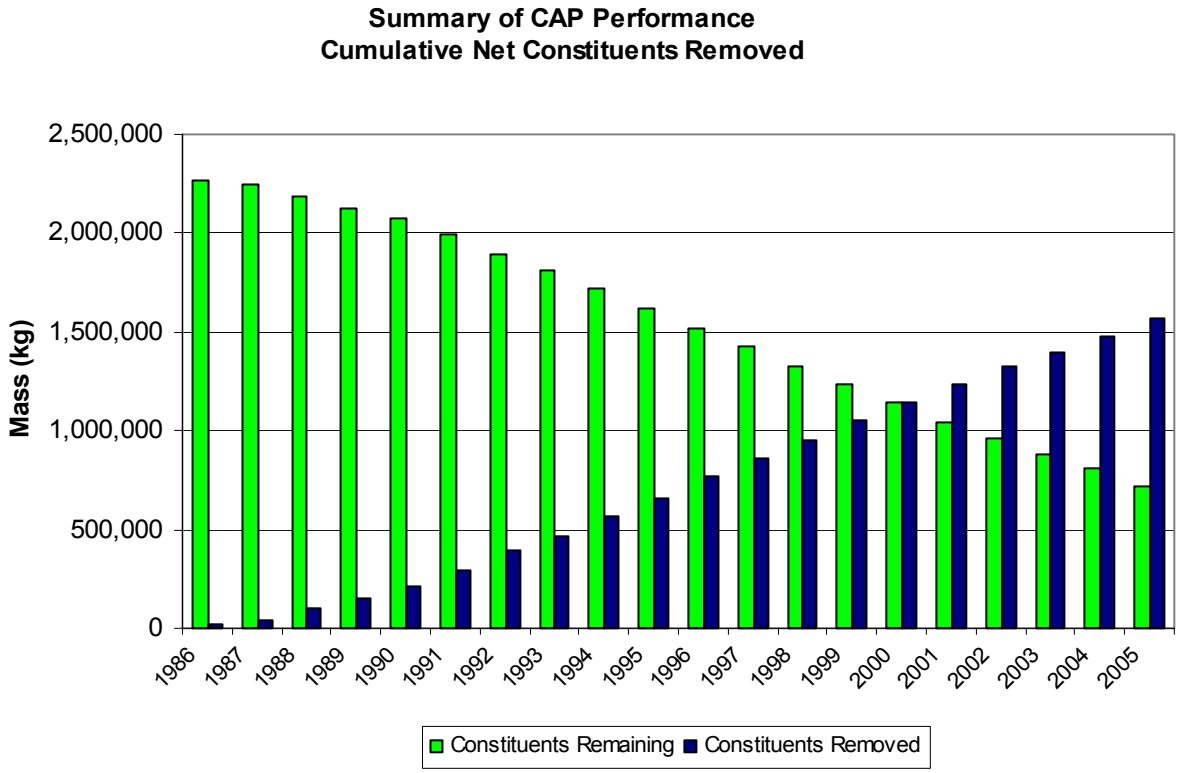

AREAL EXTENT AND CONCENTRATION OF HAZARDOUS CONSTITUENTS

The areal extent of the excursion at this time is shown by the Uranium, Combined Radium and TDS Contour Maps. All hazardous constituents (except for Uranium, Combined Ra226/228 and Gross Alpha) have stabilized below groundwater protection standards in the majority of aquifer wells. TDS values of over 500 ppm, Natural Uranium values of over 36.0 pCi/L and Radium 226/228 values 5.8 pCi/L show a plume north, northeast and west of the tails cell and around the Catchment Basin. The surface area underlain by the plume varies depending upon the constituent in question. The Combined Radium 226/228 plume covers approximately 136.8 acres, as drawn. The 500 ppm TDS contour shown defines an area of approximately 148.3 acres. The 36 pCi/L Uranium plume covers an area of 28.9 acres. These areas are from the December 2005 maps.

VERTICAL EXTENT OF CONTAMINATION

TMW-8, 24 and 47 (see page 5) were each completed in a deeper sand than the other monitor wells. The sample results from these wells clearly show that groundwater contamination from the cell has not migrated into deeper sands. These results show that the contamination is confined to the upper fifty (50) feet of the saturated portion of the Battle Springs Formation.

This was substantiated by Shepherd Miller, Inc. when they completed the groundwater background study. In the study they concluded, *"Water quality sampling of three wells completed within the lower saturated sand, TMW's 8, 24 and 47, shows it to be unaffected by seepage from the cell, indicating that flow from the upper to lower saturated sands is retarded by the clay stone layer."*

ESTIMATE OF TIME NEEDED TO OBTAIN COMPLIANCE

For the purposes of generating a surety estimate for the site, an estimate of ten (10) years (from July 1999) to terminate the Corrective Action Program (CAP) for the plume around the tailings impoundment was made. This was discussed in a letter to the NRC dated July 29, 1999, which stated; "In the eleven years of CAP operation (1988 through 1998), 47 percent of the estimated mass of released contaminants have been removed via pumping." Based upon this estimate of the mass of released contaminants removed by pumpback operations, an estimate of ten (10) years to terminate the Corrective Action Program (CAP) was made. This estimate was revised and updated by Kent Bruxvoort Consulting on February 7, 2004. This update concludes that 58% of the estimated total amount of the contaminants had been returned to the tailings impoundment by the end of 2002. This February 7, 2004 update has been subsequently revised and now shows that 68.6% of the estimated total amount of the contaminants has been removed by the end of 2005.

However, the scope of the CAP has changed with the license amendment request granted on May 26, 2005 to include the contaminated plume in the aquifer around the Catchment Basin. The volume of fluid released through the unlined bottom of the Catchment Basin is unknown, so the mass of salts added to the aquifer from the Catchment Basin cannot be accurately estimated. It is notable that with relatively low total volumes of pumping (1,490,620 gallons for TMW-96 and 1,606,540 gallons for TMW-97), substantial changes in total dissolved solids concentrations occurred, as shown on the table below:

	Well	Date	TDS (mg/l)
Pre-pumping sample	TMW-96	3/3/05	2430
Pumping sample	TMW-96	10/31/05	754
Pre-pumping sample	TMW-97	3/7/05	2210
Pumping sample	TMW-97	10/31/05	756

Substantial drops in total dissolved solids as well as uranium have been achieved since commencement of pumping. Also, organic contamination in both wells has dropped to non-detect since pumping began. This may indicate that the total volume of contaminated water in the Battle Spring Aquifer is not large.

This estimate of ten (10) years for the tailings impoundment plume is, of course, subject to change depending upon future plans. For example, should operations at the mill resume, use of pumpback fluids as a source of mill feed water has been considered as a means to hasten removal of the impacted fluids.

AQUIFER WATER QUALITY

Water quality (as judged by a decreasing trend in TDS values) in aquifer monitor wells TMWs 4, 7, 15, 17, 51, 53, 57, 62, 64, 69 and 89 is improving. An increasing trend in TDS values is observed in TMWs 1, 3, 16, 36, 44, 45, 50, 52, 58, 63, 70 and 78. TMWs 7 and 58 are pumping wells. TMW-4 has shown anomalous total dissolved solids (TDS) concentrations, manganese, iron and nickel values in the 2005 samples, as well as a depressed pH. The increased TDS in this well is clearly due to factors other than the tailings impoundment plume, since wells with lower TDS values and no anomalous nickel values (TMW-2 and –53) lie between TMW-4 and the plume. TMW-4 was sampled five (5) times instead of two in 2003 in an effort to better understand this problem. (Please see Control Charts.) TMW-6 continued to exhibit anomalous total dissolved solids values in 2005. TMWs 45 and 48 (both with lower TDS concentrations) lay between TMW-6 and the plume. The elevated total dissolved solids concentrations in these two wells and anomalous iron, manganese and nickel values in TMW-4 may be due to mobilization of materials used to complete the wells. Kennecott Uranium Company will continue to monitor the trends exhibited by these wells and attempt to discover the cause of the anomalous sample results.

TMW-57 no longer exhibits anomalous nickel values that exceed the Groundwater Protection Standard (GPS). TMWs 4 and 59 exhibit nickel values that exceed the GPS. TMW 59 is a pumpback well located in the contaminated area of the plume, so anomalous nickel values are expected. The anomalous sample results from TMW-4 have already been discussed. Please see Tailings Monitor Well Control Charts.

Kennecott Uranium Company believes that an increase in TDS followed by a decrease in pH is the first sign of seepage in a monitor well. An increase in TDS appears first because the native soils are alkaline and neutralize the low pH tails cell water. Most metals will not migrate through these soils until the buffering capacity of the soil has been exhausted. This is clearly shown in the Uranium Contour Map, which shows the limited areal extent of the Uranium plume when compared to the areal extent of groundwater with TDS in excess of 500 ppm shown in the TDS Contour Map. The Combined Radium 226/228 plume appears to mimic the shape and size of the TDS plume.

The Battle Spring Aquifer pumpback wells around the Catchment Basin exhibit anomalous TDS, radium, uranium, iron and manganese values, with four wells (TMWs 91, 99, 112 and 102) currently exhibiting anomalous nickel values. Some wells showed small quantities (less than 0.02 mg/l) of chloromethane (methyl chloride) in the December 2005 samples. These chloromethane analysis results are under investigation by the laboratory as potentially related to the sample preservation method. (Please see attached email from Jim Yocum of Energy Laboratories, Inc.) The requested samples have been gathered and the test results are pending. In summation, the laboratory believes that the anomalous chloromethane (methyl chloride) results reported in the December 2005 samples may be due to a reaction between the sample preservative (hydrochloric acid) and organic carbon in the sample.

From: Jim Yocum
To: paulson@tribcsp.com
Cc: Roger Garling ; Randy Horton ; Steve Carlston
Sent: Tuesday, January 31, 2006 5:27 PM
Subject: FW: Chloromethane Problem

Oscar -

I have a possible R&D project that could potentially explain the presence of Chloromethane in your samples. We have researched this topic due to the same questions on a couple of other projects and in that search found a couple of references to Chloromethane formation as a disinfection by-product in drinking water samples. The reference documents briefly touched on the formation of this compound (amongst others including THMs) when drinking water is disinfected with chlorine. There could be a slight potential for the same thing to happen in a sample that has been acidified with HCL (volatiles). There is a chance that the naturally occurring total organic carbon is reacting with the chlorine from the HCL to generate chloromethane although there is quite a good chance that I am all wet on this!

My proposal to you regards the following. ELI would like to obtain a series of VOA vials sampled from the well points of concern for chloromethane analysis. What we have discussed is getting two sets of five VOA vials per sampling point. The first set would be sent to the laboratory without acid preservation. The second set would consist of a non acidified sample, one vial with one drop of HCL, one vial with two drops of HCL, one vial with four drops of HCL, and one vial with eight drops of HCL. ELI would duplicate this process in the lab with the field acid addition being done to see if there is a field component in this quandary. In addition to the ten VOA vials, we would also want to get a TOC sample to check what that value would be.

I think that the occurrence might be a variable between what the TOC content of the sample is in relation to how much acid is added for preservation purposes. Variability in the TOC content of the water might explain the occurrence during one sample event and none on the next.

Mind you that there is the distinct possibility that this might fail to prove anything but it is the only thing that anyone can come up with at this point. Of course ELI would be eating the cost of analytical during this little experiment. Also, I might change the HCL additions after thinking this through a bit more, but I think that our current scheme seems sound at first glance.

Let us know what you think about this. Your input would be valued.

James Yocum
Quality Assurance Director
2393 Salt Creek Highway (82601)
P.O. Box 3258
Casper, WY 82602
Toll Free 888.235.0515
Local 307.235.0515 Ext. 668
Fax 307.234.1639
E-Mail:jyocum@energylab.com
Visit our web page at:http://energylab.com
This transmission is CONFIDENTIAL. If you have received this in error, please contact Energy Laboratories, Inc. immediately.

-----Original Message-----
From: Roger Garling
Sent: Monday, January 30, 2006 12:10 PM
To: Casper Organics
Cc: Casper QA
Subject: FW: Chloromethane Problem

-----Original Message-----
From: Oscar Paulson [mailto:paulson@tribcsp.com]
Sent: Monday, January 30, 2006 11:41 AM
To: Roger Garling
Cc: Shelley Schutterle (E-mail); Sheryl Garling
Subject: Chloromethane Problem

Roger:

The following is a table containing data related to the chloromethane problem on samples received for TMW-92 and 98 today:

Well Number	**Prior Sample without Chloromethane**	**Current Sample with Chloromethane**
	Laboratory Identification	**Laboratory Identification**
TMW-92	C05091022-005	C05121002-005
TMW-98	C05091022-006	C05121002-006

Oscar

CONFIDENTIAL and PROPRIETARY information of Kennecott Energy Company (C) 2002. All rights reserved. This work contains information that is confidential and proprietary to Kennecott Energy Company. The senders contact information is also protected by the Kennecott Energy Company Data Protection Policy, and should not be circulated. Removal of this notice, use, transfer, republication, disclosure and/or copying of all or part of this message, or its attachments, is strictly prohibited, except with the express, written permission of Kennecott Energy Company. If you have received this e-mail message in error please return it and contact Oscar Paulson at (307)-324-4924

Tables

TABLE 1

GALLONS PUMPED TO TAILINGS IMPOUNDMENT

WELL:	TYPE:	April 1, 1986 to April 1, 1987	April 1, 1987 to April 1, 1988	April 1, 1988 to April 1, 1989	April 1, 1989 to April 1, 1990	April 1, 1990 to January 1, 1991	January 1, 1991 to December 1, 1991	December 1, 1991 to December 31, 1992	December 31, 1992 to December 31, 1993
TMW 7	Aquifer								
TMW 16	Aquifer		973,474.00	1,669,570.00	1,012,740.00	824,139.00	375,942.00	825,270.00	1,202,150.00
TMW 17	Aquifer	3,652,911.00	3,699,987.00	3,096,627.00	2,289,813.00	2,526,771.00	5,248,474.00	5,988,820.00	4,284,690.00
TMW 18	Aquifer	743,540.00	1,612,795.00	3,125,776.00	4,329,036.00	4,286,378.00	5,905,911.00	5,262,910.00	5,019,830.00
TMW 55	Perch				**101,875.00**				
TMW 57	Aquifer								
TMW 58	Aquifer								
TMW 59	Aquifer			277,190.00	1,035,242.00	1,262,117.00	2,237,358.00	2,478,090.00	1,528,780.00
TMW 65	Perch		*						
TMW 75	Aquifer			2,296,870.00	1,898,236.00	1,161,418.00	2,228,506.00	6,747,830.00	2,031,570.00
TMW 76	Perch	43,293.00	*						
TMW 79	Perch	39,875.00							
TMW 80	Perch	56,675.90	*	**53,655.00**					
TMW 83	Perch		**241,028.00**	*	*				
TMW 85	Perch	2,266.30							
TMW 91	Aquifer								
TMW 96	Aquifer								
TMW 97	Aquifer								
Bison Basin	Disposal				561,120.00				
GMIX	Disposal								
Subtotal:		4,538,561.20	6,527,284.00	10,519,688.00	11,228,062.00	10,060,823.00	15,996,191.00	21,302,920.00	14,067,020.00
Cumulative Gallons Pumped:			11,065,845.20	21,585,533.20	32,813,595.20	42,874,418.20	58,870,609.20	80,173,529.20	94,240,549.20

** **Bold** number is combined total of this well plus wells marked by asterisk.*

TABLE 1

GALLONS PUMPED TO TAILINGS IMPOUNDMENT

WELL:	TYPE:	December 31, 1993 to December 31, 1994	December 31, 1994 to December 31, 1995	December 31, 1995 to December 31, 1996	December 31, 1996 to December 31, 1997	December 31, 1997 to December 31, 1998	December 31, 1998 to December 31, 1999	December 31, 1999 to December 31, 2000
TMW 7	Aquifer							
TMW 16	Aquifer	976,840.00	1,916,500.00	2,114,160.00	1,821,300.00	1,819,410.00	1,500,750.00	1,234,950.00
TMW 17	Aquifer	4,387,290.00	3,875,680.00	3,534,560.00	2,406,940.00	1,882,910.00	1,597,310.00	3,436,750.00
TMW 18	Aquifer	5,307,990.00	3,760,740.00	4,577,190.00	3,945,330.00	5,361,630.00	5,454,370.00	5,449,610.00
TMW 55	Perch							
TMW 57	Aquifer							
TMW 58	Aquifer	2,713,490.00	3,853,980.00	3,450,330.00	3,680,030.00	2,558,000.00	3,081,960.00	2,854,470.00
TMW 59	Aquifer	2,356,260.00	2,307,730.00	2,048,600.00	2,099,550.00	2,236,360.00	2,148,390.00	2,231,660.00
TMW 65	Perch							
TMW 75	Aquifer	2,761,170.00	2,434,410.00	2,837,230.00	2,211,080.00	2,076,280.00	1,792,490.00	2,782,610.00
TMW 76	Perch							
TMW 79	Perch							
TMW 80	Perch							
TMW 83	Perch							
TMW 85	Perch							
TMW 91	Aquifer							
TMW 96	Aquifer							
TMW 97	Aquifer							
Bison Basin	Disposal							
GMIX	Disposal							
Subtotal:		18,503,040.00	18,149,040.00	18,562,070.00	16,164,230.00	15,934,590.00	15,575,270.00	17,990,050.00
Cumulative Gallons Pump		112,743,589.20	130,892,629.20	149,454,699.20	165,618,929.20	181,553,519.20	197,128,789.20	215,118,839.20

TABLE 1

GALLONS PUMPED TO TAILINGS IMPOUNDMENT

WELL:	TYPE:	December 31, 2000 to December 31, 2001	December 31, 2001 to December 31, 2002	December 31, 2002 to December 31, 2003	December 31, 2003 to December 31, 2004	December 31, 2004 to December 31, 2005
TMW 7	Aquifer			262,880.00	3,371,090.00	2,638,080.00
TMW 16	Aquifer	1,939,100.00	955,970.00	1,008,140.00		
TMW 17	Aquifer	1,530,080.00	991,590.00	1,440,200.00	2,196,440.00	2,121,860.00
TMW 18	Aquifer	5,669,760.00	6,099,470.00	5,356,710.00	4,085,050.00	4,150,670.00
TMW 55	Perch					
TMW 57	Aquifer	1,958,380.00	2,165,880.00	1,364,700.00	1,907,680.00	2,066,070.00
TMW 58	Aquifer	2,312,330.00	1,738,740.00	2,122,770.00	2,705,370.00	1,912,700.00
TMW 59	Aquifer	1,953,690.00	1,654,000.00	1,754,410.00	1,741,170.00	2,233,710.00
TMW 65	Perch					
TMW 75	Aquifer	2,734,650.00	2,551,680.00	2,249,480.00	2,175,390.00	2,351,240.00
TMW 76	Perch					
TMW 79	Perch					
TMW 80	Perch					
TMW 83	Perch					
TMW 85	Perch					
TMW 91	Aquifer					4,702.00
TMW 96	Aquifer					1,490,620.00
TMW 97	Aquifer					1,606,540.00
Bison Basin	Disposal					
GMIX	Disposal	15,000.00				
Subtotal:		18,112,990.00	16,157,330.00	15,559,290.00	18,182,190.00	20,576,192.00
Cumulative Gallons Pump		233,231,829.20	249,389,159.20	264,948,449.20	283,130,639.20	**303,706,831.20**

TABLE 2

MASS OF SALTS AND OTHER CONSTITUENTS REMOVED FROM THE PERCHED AND BATTLE SPRINGS AQUIFERS AND PUMPED BACK INTO THE TAILINGS CELL AS OF DECEMBER 31, 2005

SALTS	TMW-7	TMW-16	TMW-17	TMW-18	TMW-55	TMW-57	TMW-58	TMW-59	TMW-65	TMW-75	TMW-76	TMW-79	TMW-80	TMW-83	TMW-85	TMW-91	TMW-96	TMW-97	TAILS CELL
(KG)	(KG)	(KG)	(KG)	(KG)	(KG)	(KG)	(KG)	(KG)	(KG)	(KG)	(KG)	(KG)	(KG)	(KG)	(KG)	(KG)	KG	(KG)	(KG)
MAJOR IONS																			
Bicarbonate	4922.48	27851.82	37326.51	184142.69	0.00	4690.18	25857.31	51177.63	0.00	32631.19	0.00	0.00	0.00	0.00	0.00	2.49	789.97	817.95	370,210.22
Calcium	4223.79	33391.21	31327.31	201103.09	0.00	4917.04	28503.21	71889.96	0.00	31220.19	0.00	0.00	0.00	0.00	0.00	6.33	1018.49	1137.22	408,737.84
Carbonate	0.00	576.92	0.00	0.00	0.00	0.00	0.00	0.00	0.00	0.00	0.00	0.00	0.00	0.00	0.00	0.00	0.00	0.00	576.92
Chloride	624.01	5014.43	5430.38	31688.51	0.00	558.03	3247.07	10122.80	0.00	4582.81	0.00	0.00	0.00	0.00	0.00	1.01	152.35	164.20	61,585.60
Fluoride	1.24	2.42	28.26	6.17	0.00	6.47	12.57	11.50	0.00	24.31	0.00	0.00	0.00	0.00	0.00	0.00	0.56	0.61	94.11
Magnesium	284.97	2572.42	1960.43	12810.54	0.00	398.86	2168.09	8213.60	0.00	2422.94	0.00	0.00	0.00	0.00	0.00	0.49	75.89	84.84	30,993.07
Nitrate(NO3)	0.00	29.88	118.86	173.01	0.00	0.00	4.52	15.74	0.00	34.27	0.00	0.00	0.00	0.00	0.00	0.00	0.00	0.00	376.28
Potassium	89.32	481.94	799.18	2248.74	0.00	126.16	531.24	853.07	0.00	633.10	0.00	0.00	0.00	0.00	0.00	0.08	20.88	22.20	5,805.91
Silica	428.81	1430.36	3039.60	7662.36	0.00	463.48	1895.92	2593.72	0.00	2653.05	0.00	0.00	0.00	0.00	0.00	0.23	79.00	85.14	20,331.67
Sodium	1189.89	7454.19	10219.24	29517.77	0.00	1466.10	6598.41	11265.40	0.00	8780.79	0.00	0.00	0.00	0.00	0.00	1.28	272.82	290.69	77,056.58
Sulfate	8943.90	76973.64	72103.51	403129.10	281.43	11948.94	65843.56	180741.98	407.23	68769.72	2509.88	274.72	966.02	848.22	18.02	16.37	2386.82	1921.73	898,084.79
TDS	18323.48	148300.36	142277.49	811523.40	456.46	22742.59	124685.97	329146.56	673.46	141149.51	4529.50	531.92	1651.65	1423.79	33.85	28.12	4435.09	4992.84	1,756,906.04
TRACE METALS																			
Aluminum	0.00	1.04	0.00	59.53	0.00	0.20	0.00	1.48	0.00	0.44	0.00	0.00	0.00	0.00	0.00	0.00	0.00	0.00	62.69
Arsenic	0.01	0.03	0.00	0.04	0.00	0.00	0.00	0.00	0.00	0.07	0.00	0.00	0.00	0.00	0.00	0.00	0.01	0.00	0.16
Barium	0.00	0.22	1.53	0.48	0.00	0.00	0.00	0.21	0.00	0.00	0.00	0.00	0.00	0.00	0.00	0.00	0.00	0.00	2.44
Beryllium	0.00	0.00	0.00	0.08	0.00	0.00	0.00	0.00	0.00	0.00	0.00	0.00	0.00	0.00	0.00	0.00	0.00	0.00	0.08
Boron	0.00	0.57	0.26	1.89	0.00	0.00	0.00	2.75	0.00	1.13	0.00	0.00	0.00	0.00	0.00	0.00	0.00	0.00	6.60
Cadmium	0.00	0.01	0.00	0.12	0.00	0.00	0.00	0.03	0.00	0.08	0.00	0.00	0.00	0.00	0.00	0.00	0.00	0.00	0.24
Chromium	0.00	0.43	0.59	1.90	0.00	0.04	0.22	0.22	0.04	0.01	0.03	0.00	0.00	0.00	0.00	0.00	0.00	0.00	3.48
Cobalt	0.00	0.03	0.00	0.38	0.00	0.44	0.18	0.94	0.00	0.02	0.00	0.00	0.00	0.00	0.00	0.00	0.00	0.00	1.99
Copper	0.00	0.22	0.70	0.62	0.00	0.00	0.00	0.14	0.00	0.08	0.00	0.00	0.00	0.00	0.00	0.00	0.00	0.00	1.76
Cyanide	0.00	0.00	0.00	0.00	0.00	0.00	0.00	0.00	0.00	0.00	0.00	0.00	0.00	0.00	0.00	0.00	0.00	0.00	0.00
Iron	10.94	51.35	21.05	2023.21	0.00	17.36	47.40	3390.32	0.00	26.02	0.00	0.00	0.00	0.00	0.00	0.00	0.20	0.55	5,588.40
Lead	0.00	0.00	0.00	1.57	0.00	0.00	0.00	0.12	0.00	0.00	0.00	0.00	0.00	0.00	0.00	0.00	0.00	0.00	1.69
Manganese	4.28	35.54	18.77	290.17	0.00	6.74	23.29	352.23	0.00	20.80	0.00	0.00	0.00	0.00	0.00	0.00	0.54	0.70	753.06
Mercury	0.00	0.00	0.00	0.00	0.00	0.00	0.00	0.00	0.00	0.00	0.00	0.00	0.00	0.00	0.00	0.00	0.00	0.00	0.00
Molybdenum	0.00	0.02	0.17	0.06	0.00	0.00	0.00	0.26	0.00	0.26	0.00	0.00	0.00	0.00	0.00	0.00	0.00	0.00	0.77
Nickel	0.00	0.32	0.81	2.06	0.00	0.57	0.24	1.83	0.00	0.45	0.00	0.00	0.00	0.00	0.00	0.00	0.00	0.00	6.28
Selenium	0.00	0.06	0.11	0.35	0.07	0.01	0.11	0.12	0.18	0.12	0.41	0.03	0.25	0.22	0.00	0.00	0.00	0.00	2.04
Silver	0.00	0.27	0.56	0.48	0.00	0.00	0.00	0.06	0.00	0.02	0.00	0.00	0.00	0.00	0.00	0.00	0.00	0.00	1.39
Thallium	0.00	0.00	0.00	0.00	0.00	0.00	0.00	0.00	0.00	0.00	0.00	0.00	0.00	0.00	0.00	0.00	0.00	0.00	0.00
Vanadium	0.00	0.00	0.55	2.36	0.00	0.00	0.00	0.03	0.00	0.00	0.00	0.00	0.00	0.00	0.00	0.00	0.00	0.00	2.94
Zinc	0.06	2.94	7.30	7.33	0.00	0.77	3.93	2.60	0.00	2.56	0.00	0.00	0.00	0.00	0.00	0.00	0.00	0.00	27.49
RADIOMETRICS																			
Uranium (mg/l)	0.10	24.09	3.35	1.91	0.00	0.31	1.66	0.84	0.00	10.70	0.00	0.00	0.00	0.00	0.00	0.00	0.28	0.20	43.44

TMW-7												
CONTAMINANTS REMOVED												
(Started pumping 12/01/03)												
DATE FS:	05-Jan-05			06-Apr-05			11-Jul-05			07-Nov-05		
		VOLUME 2005	CUMULATIVE		VOLUME 2005	CUMULATIVE		VOLUME 2005	CUMULATIVE		VOLUME 2005	CUMULATIVE
GALLONAGE		659,520.00	4,293,490.00		659,520.00	4,953,010.00		659,520.00	5,612,530.00		659,520.00	6,272,050.00
CONSTITUENTS	ANALYSIS	QUANTITY REMOVED	QUANTITY REMOVED	ANALYSIS	QUANTITY REMOVED	QUANTITY REMOVED	ANALYSIS	QUANTITY REMOVED	QUANTITY REMOVED	ANALYSIS	QUANTITY REMOVED	QUANTITY REMOVED
MAJOR IONS	(PPM)	(KG)	(KG)	(PPM)	(KG)	(KG)	(PPM)	(KG)	(KG)	(PPM)	(KG)	(KG)
Bicarbonate	208.00	519.28	3364.62	211.00	526.77	3891.40	206.00	514.29	4405.69	207.00	516.79	4922.48
Calcium	173.00	431.90	2935.57	180.00	449.38	3384.95	180.00	449.38	3834.33	156.00	389.46	4223.79
Carbonate	0.00	0.00	0.00	0.00	0.00	0.00	0.00	0.00	0.00	0.00	0.00	0.00
Chloride	21.00	52.43	456.75	23.00	57.42	514.17	22.00	54.92	569.09	22.00	54.92	624.01
Fluoride	0.10	0.25	0.99	0.00	0.00	0.99	0.10	0.25	1.24	0.00	0.00	1.24
Magnesium	11.60	28.96	194.59	11.80	29.46	224.05	12.60	31.46	255.51	11.80	29.46	284.97
Nitrate	0.00	0.00	0.00	0.00	0.00	0.00	0.00	0.00	0.00	0.00	0.00	0.00
Potassium	3.60	8.99	62.86	3.70	9.24	72.09	3.60	8.99	81.08	3.30	8.24	89.32
Silica	18.00	44.94	296.50	18.00	44.94	341.43	18.00	44.94	386.37	17.00	42.44	428.81
Sodium	48.50	121.08	826.64	49.90	124.58	951.22	49.20	122.83	1074.05	46.40	115.84	1189.89
Sulfate	371.00	926.22	6240.13	366.00	913.74	7153.87	377.00	941.20	8095.07	340.00	848.83	8943.90
TDS	807.00	2014.72	12723.71	728.00	1817.49	14541.20	762.00	1902.37	16443.57	753.00	1879.91	18323.48
TRACE METALS												
Al	0.00	0.00	0.00	0.00	0.00	0.00	0.00	0.00	0.00	0.00	0.00	0.00
As	0.00	0.00	0.01	0.00	0.00	0.01	0.00	0.00	0.01	0.00	0.00	0.01
Ba	0.00	0.00	0.00	0.00	0.00	0.00	0.00	0.00	0.00	0.00	0.00	0.00
Be	0.00	0.00	0.00	0.00	0.00	0.00	0.00	0.00	0.00	0.00	0.00	0.00
B	0.00	0.00	0.00	0.00	0.00	0.00	0.00	0.00	0.00	0.00	0.00	0.00
Cd	0.00	0.00	0.00	0.00	0.00	0.00	0.00	0.00	0.00	0.00	0.00	0.00
Cr	0.00	0.00	0.00	0.00	0.00	0.00	0.00	0.00	0.00	0.00	0.00	0.00
Co	0.00	0.00	0.00	0.00	0.00	0.00	0.00	0.00	0.00	0.00	0.00	0.00
Cu	0.00	0.00	0.00	0.00	0.00	0.00	0.00	0.00	0.00	0.00	0.00	0.00
CN	0.00	0.00	0.00	0.00	0.00	0.00	0.00	0.00	0.00	0.00	0.00	0.00
Fe	0.55	1.37	6.34	0.56	1.40	7.74	0.64	1.60	9.34	0.64	1.60	10.94
Pb	0.00	0.00	0.00	0.00	0.00	0.00	0.00	0.00	0.00	0.00	0.00	0.00
Mn	0.18	0.45	2.86	0.16	0.40	3.26	0.20	0.50	3.76	0.21	0.52	4.28
Hg	0.00	0.00	0.00	0.00	0.00	0.00	0.00	0.00	0.00	0.00	0.00	0.00
Mo	0.00	0.00	0.00	0.00	0.00	0.00	0.00	0.00	0.00	0.00	0.00	0.00
Ni	0.00	0.00	0.00	0.00	0.00	0.00	0.00	0.00	0.00	0.00	0.00	0.00
Se	0.00	0.00	0.00	0.00	0.00	0.00	0.00	0.00	0.00	0.00	0.00	0.00
Ag	0.00	0.00	0.00	0.00	0.00	0.00	0.00	0.00	0.00	0.00	0.00	0.00
Tl	0.00	0.00	0.00	0.00	0.00	0.00	0.00	0.00	0.00	0.00	0.00	0.00
V2O5	0.00	0.00	0.00	0.00	0.00	0.00	0.00	0.00	0.00	0.00	0.00	0.00
Zn	0.00	0.00	0.06	0.00	0.00	0.06	0.00	0.00	0.06	0.00	0.00	0.06
RADIOMETRICS												
U mg/l	0.00	0.01	0.06	0.00	0.01	0.07	0.00	0.01	0.08	0.01	0.01	0.10

TMW-17												
BATTLE SPRING AQUIFER												
CONTAMINANTS REMOVED												
DATE FS	05-Jan-05			06-Apr-05			11-Jul-05			07-Nov-05		
(Started pumping 7/1/86)		VOLUME 2005	CUMULATIVE		VOLUME 2005	CUMULATIVE		VOLUME 2005	CUMULATIVE		VOLUME 2005	CUMULATIVE
GALLONAGE		530,465.00	58,598,308.00		530,465.00	59,128,773.00		530,465.00	59,659,238.00		530,465.00	60,189,703.00
CONSTITUENTS	ANALYSIS	QUANTITY REMOVED	QUANTITY REMOVED	ANALYSIS	QUANTITY REMOVED	QUANTITY REMOVED	ANALYSIS	QUANTITY REMOVED	QUANTITY REMOVED	ANALYSIS	QUANTITY REMOVED	QUANTITY REMOVED
	(PPM)	(KG)	(KG)	(PPM)	(KG)	(KG)	(PPM)	(KG)	(KG)	(PPM)	(KG)	(KG)
MAJOR IONS												
Bicarbonate	141.00	283.13	36493.18	142.00	285.14	36778.32	139.00	279.12	37057.44	134.00	269.08	37326.51
Calcium	90.90	182.53	30778.11	96.90	194.58	30972.69	93.70	188.15	31160.84	82.90	166.47	31327.31
Carbonate	0.00	0.00	0.00	0.00	0.00	0.00	0.00	0.00	0.00	0.00	0.00	0.00
Chloride	8.00	16.06	5378.17	9.00	18.07	5396.24	7.00	14.06	5410.30	10.00	20.08	5430.38
Fluoride	0.20	0.40	27.46	0.10	0.20	27.66	0.20	0.40	28.06	0.10	0.20	28.26
Magnesium	5.80	11.65	1925.09	6.00	12.05	1937.14	6.00	12.05	1949.18	5.60	11.24	1960.43
Nitrate(NO3)	0.00	0.00	118.86	0.00	0.00	118.86	0.00	0.00	118.86	0.00	0.00	118.86
Potassium	2.80	5.62	782.51	2.90	5.82	788.33	2.80	5.62	793.96	2.60	5.22	799.18
Silica	15.00	30.12	2949.24	15.00	30.12	2979.36	15.00	30.12	3009.48	15.00	30.12	3039.60
Sodium	37.40	75.10	9994.75	38.90	78.11	10072.86	38.00	76.31	10149.16	34.90	70.08	10219.24
Sulfate	198.00	397.59	70930.82	202.00	405.62	71336.45	199.00	399.60	71736.04	183.00	367.47	72103.51
TDS	469.00	941.77	139715.25	426.00	855.42	140570.67	428.00	859.44	141430.10	422.00	847.39	142277.49
TRACE METALS												
Aluminum	0.00	0.00	0.00	0.00	0.00	0.00	0.00	0.00	0.00	0.00	0.00	0.00
Arsenic	0.00	0.00	0.00	0.00	0.00	0.00	0.00	0.00	0.00	0.00	0.00	0.00
Barium	0.00	0.00	1.53	0.00	0.00	1.53	0.00	0.00	1.53	0.00	0.00	1.53
Beryllium	0.00	0.00	0.00	0.00	0.00	0.00	0.00	0.00	0.00	0.00	0.00	0.00
Boron	0.00	0.00	0.26	0.00	0.00	0.26	0.00	0.00	0.26	0.00	0.00	0.26
Cadmium	0.00	0.00	0.00	0.00	0.00	0.00	0.00	0.00	0.00	0.00	0.00	0.00
Chromium	0.00	0.00	0.59	0.00	0.00	0.59	0.00	0.00	0.59	0.00	0.00	0.59
Cobalt	0.00	0.00	0.00	0.00	0.00	0.00	0.00	0.00	0.00	0.00	0.00	0.00
Copper	0.00	0.00	0.70	0.00	0.00	0.70	0.00	0.00	0.70	0.00	0.00	0.70
Cyanide	0.00	0.00	0.00	0.00	0.00	0.00	0.00	0.00	0.00	0.00	0.00	0.00
Iron	0.11	0.22	20.65	0.10	0.20	20.85	0.10	0.20	21.05	0.00	0.00	21.05
Lead	0.00	0.00	0.00	0.00	0.00	0.00	0.00	0.00	0.00	0.00	0.00	0.00
Manganese	0.05	0.10	18.47	0.05	0.10	18.57	0.05	0.10	18.67	0.05	0.10	18.77
Mercury	0.00	0.00	0.00	0.00	0.00	0.00	0.00	0.00	0.00	0.00	0.00	0.00
Molybdenum	0.00	0.00	0.17	0.00	0.00	0.17	0.00	0.00	0.17	0.00	0.00	0.17
Nickel	0.00	0.00	0.81	0.00	0.00	0.81	0.00	0.00	0.81	0.00	0.00	0.81
Selenium	0.00	0.00	0.11	0.00	0.00	0.11	0.00	0.00	0.11	0.00	0.00	0.11
Silver	0.00	0.00	0.56	0.00	0.00	0.56	0.00	0.00	0.56	0.00	0.00	0.56
Thallium	0.00	0.00	0.00	0.00	0.00	0.00	0.00	0.00	0.00	0.00	0.00	0.00
Vanadium	0.00	0.00	0.55	0.00	0.00	0.55	0.00	0.00	0.55	0.00	0.00	0.55
Zinc	0.00	0.00	7.30	0.00	0.00	7.30	0.00	0.00	7.30	0.00	0.00	7.30
RADIOMETRICS												
Uranium (mg/l)	0.01	0.01	3.31	0.01	0.01	3.32	0.01	0.01	3.33	0.01	0.01	3.35

TMW-18												
BATTLE SPRING AQUIFER												
CONTAMINANTS REMOVED												
DATE FS	10-Jan-05			06-Apr-05			11-Jul-05			08-Nov-05		
(Started pumping 10/8/86)		VOLUME 2005	CUMULATIVE		VOLUME 2005	CUMULATIVE		VOLUME 2005	CUMULATIVE		VOLUME 2005	CUMULATIVE
GALLONAGE		1,037,667.50	86,391,693.50		1,037,667.50	87,429,361.00		1,037,667.50	88,467,028.50		1,037,667.50	89,504,696.00
CONSTITUENTS	ANALYSIS	QUANTITY REMOVED	QUANTITY REMOVED	ANALYSIS	QUANTITY REMOVED	QUANTITY REMOVED	ANALYSIS	QUANTITY REMOVED	QUANTITY REMOVED	ANALYSIS	QUANTITY REMOVED	QUANTITY REMOVED
	(PPM)	(KG)	(KG)	(PPM)	(KG)	(KG)	(PPM)	(KG)	(KG)	(PPM)	(KG)	(KG)
MAJOR IONS												
Bicarbonate	6.00	23.57	177496.51	569.00	2235.03	179731.54	565.00	2219.32	181950.86	558.00	2191.82	184142.69
Calcium	1160.00	4556.48	193804.87	629.00	2470.71	196275.58	597.00	2345.02	198620.59	632.00	2482.50	201103.09
Carbonate	0.00	0.00	0.00	0.00	0.00	0.00	0.00	0.00	0.00	0.00	0.00	0.00
Chloride	1920.00	7541.76	30706.51	85.00	333.88	31040.39	83.00	326.02	31366.42	82.00	322.10	31688.51
Fluoride	0.80	3.14	6.17	0.00	0.00	6.17	0.00	0.00	6.17	0.00	0.00	6.17
Magnesium	86.50	339.77	12233.51	47.60	186.97	12420.49	48.30	189.72	12610.21	51.00	200.33	12810.54
Nitrate(NO3)	0.00	0.00	173.01	0.00	0.00	173.01	0.00	0.00	173.01	0.00	0.00	173.01
Potassium	11.10	43.60	2167.83	6.80	26.71	2194.54	6.70	26.32	2220.85	7.10	27.89	2248.74
Silica	61.00	239.61	7383.47	23.00	90.34	7473.82	24.00	94.27	7568.09	24.00	94.27	7662.36
Sodium	100.00	392.80	28319.73	104.00	408.51	28728.24	100.00	392.80	29121.04	101.00	396.73	29517.77
Sulfate	1240.00	4870.72	388359.83	1260.00	4949.28	393309.11	1260.00	4949.28	398258.39	1240.00	4870.72	403129.10
TDS	4510.00	17715.27	781827.73	2530.00	9937.84	791765.56	2520.00	9898.56	801664.12	2510.00	9859.28	811523.40
TRACE METALS												
Aluminum	15.00	58.92	59.53	0.00	0.00	59.53	0.00	0.00	59.53	0.00	0.00	59.53
Arsenic	0.00	0.02	0.03	0.00	0.00	0.04	0.00	0.00	0.04	0.00	0.00	0.04
Barium	0.00	0.00	0.48	0.00	0.00	0.48	0.00	0.00	0.48	0.00	0.00	0.48
Beryllium	0.02	0.08	0.08	0.00	0.00	0.08	0.00	0.00	0.08	0.00	0.00	0.08
Boron	0.00	0.00	1.89	0.00	0.00	1.89	0.00	0.00	1.89	0.00	0.00	1.89
Cadmium	0.00	0.00	0.12	0.00	0.00	0.12	0.00	0.00	0.12	0.00	0.00	0.12
Chromium	0.13	0.51	1.90	0.00	0.00	1.90	0.00	0.00	1.90	0.00	0.00	1.90
Cobalt	0.03	0.10	0.38	0.00	0.00	0.38	0.00	0.00	0.38	0.00	0.00	0.38
Copper	0.00	0.00	0.62	0.00	0.00	0.62	0.00	0.00	0.62	0.00	0.00	0.62
Cyanide	0.00	0.00	0.00	0.00	0.00	0.00	0.00	0.00	0.00	0.00	0.00	0.00
Iron	253.00	993.78	1940.10	6.77	26.59	1966.69	6.95	27.30	1993.99	7.44	29.22	2023.21
Lead	0.00	0.00	1.57	0.00	0.00	1.57	0.00	0.00	1.57	0.00	0.00	1.57
Manganese	4.72	18.54	276.19	1.13	4.44	280.63	1.14	4.48	285.11	1.29	5.07	290.17
Mercury	0.00	0.00	0.00	0.00	0.00	0.00	0.00	0.00	0.00	0.00	0.00	0.00
Molybdenum	0.00	0.00	0.06	0.00	0.00	0.06	0.00	0.00	0.06	0.00	0.00	0.06
Nickel	0.19	0.75	2.06	0.00	0.00	2.06	0.00	0.00	2.06	0.00	0.00	2.06
Selenium	0.01	0.03	0.33	0.00	0.01	0.34	0.00	0.00	0.35	0.00	0.00	0.35
Silver	0.00	0.00	0.48	0.00	0.00	0.48	0.00	0.00	0.48	0.00	0.00	0.48
Thallium	0.00	0.00	0.00	0.00	0.00	0.00	0.00	0.00	0.00	0.00	0.00	0.00
Vanadium	0.00	0.00	2.36	0.00	0.00	2.36	0.00	0.00	2.36	0.00	0.00	2.36
Zinc	0.19	0.75	7.33	0.00	0.00	7.33	0.00	0.00	7.33	0.00	0.00	7.33
RADIOMETRICS												
Uranium (mg/l)	0.01	0.02	1.89	0.00	0.01	1.89	0.00	0.01	1.90	0.00	0.01	1.91

TMW-57												
CONTAMINANTS REMOVED												
PERCHED AQUIFER WELL												
DATE FS	1/5/05			4/6/05			7/11/05			11/8/05		
(Started pumping May 2001)		VOLUME 2005	CUMULATIVE		VOLUME 2005	CUMULATIVE		VOLUME 2005	CUMULATIVE		VOLUME 2005	CUMULATIVE
GALLONAGE		516517.50	7913157.50		516517.50	8429675.00		516517.50	8946192.50		516517.50	9462710.00
CONSTITUENTS	ANALYSIS	QUANTITY REMOVED	QUANTITY REMOVED	ANALYSIS	QUANTITY REMOVED	QUANTITY REMOVED	ANALYSIS	QUANTITY REMOVED	QUANTITY REMOVED	ANALYSIS	QUANTITY REMOVED	QUANTITY REMOVED
MAJOR IONS	(PPM)	(KG)	(KG)	(PPM)	(KG)	(KG)	(PPM)	(KG)	(KG)	(PPM)	(KG)	(KG)
Bicarbonate	149.00	291.33	3911.99	131.00	256.14	4168.13	133.00	260.05	4428.17	134.00	262.00	4690.18
Calcium	129.00	252.22	4164.28	128.00	250.27	4414.55	132.00	258.09	4672.64	125.00	244.40	4917.04
Carbonate	0.00	0.00	0.00	0.00	0.00	0.00	0.00	0.00	0.00	0.00	0.00	0.00
Chloride	13.00	25.42	479.82	15.00	29.33	509.15	13.00	25.42	534.57	12.00	23.46	558.03
Fluoride	0.20	0.39	5.49	0.10	0.20	5.69	0.20	0.39	6.08	0.20	0.39	6.47
Magnesium	9.60	18.77	345.10	8.80	17.21	362.30	9.60	18.77	381.07	9.10	17.79	398.86
Nitrate(NO3)	0.00	0.00	0.00	0.00	0.00	0.00	0.00	0.00	0.00	0.00	0.00	0.00
Potassium	3.20	6.26	107.00	3.50	6.84	113.84	3.20	6.26	120.10	3.10	6.06	126.16
Silica	15.00	29.33	377.45	14.00	27.37	404.82	15.00	29.33	434.15	15.00	29.33	463.48
Sodium	42.30	82.71	1224.63	38.20	74.69	1299.32	42.40	82.90	1382.22	42.90	83.88	1466.10
Sulfate	312.00	610.03	10157.95	316.00	617.85	10775.80	306.00	598.30	11374.11	294.00	574.84	11948.94
TDS	648.00	1266.99	19381.54	578.00	1130.12	20511.67	578.00	1130.12	21641.79	563.00	1100.80	22742.59
TRACE METALS												
Aluminum	0.00	0.00	0.00	0.00	0.00	0.00	0.10	0.20	0.20	0.00	0.00	0.20
Arsenic	0.00	0.00	0.00	0.00	0.00	0.00	0.00	0.00	0.00	0.00	0.00	0.00
Barium	0.00	0.00	0.00	0.00	0.00	0.00	0.00	0.00	0.00	0.00	0.00	0.00
Beryllium	0.00	0.00	0.00	0.00	0.00	0.00	0.00	0.00	0.00	0.00	0.00	0.00
Boron	0.00	0.00	0.00	0.00	0.00	0.00	0.00	0.00	0.00	0.00	0.00	0.00
Cadmium	0.00	0.00	0.00	0.00	0.00	0.00	0.00	0.00	0.00	0.00	0.00	0.00
Chromium	0.00	0.00	0.04	0.00	0.00	0.04	0.00	0.00	0.04	0.00	0.00	0.04
Cobalt	0.01	0.01	0.42	0.00	0.01	0.43	0.00	0.01	0.44	0.00	0.01	0.44
Copper	0.00	0.00	0.00	0.00	0.00	0.00	0.00	0.00	0.00	0.00	0.00	0.00
Cyanide	0.00	0.00	0.00	0.00	0.00	0.00	0.00	0.00	0.00	0.00	0.00	0.00
Iron	0.11	0.22	15.99	0.09	0.18	16.17	0.40	0.78	16.95	0.21	0.41	17.36
Lead	0.00	0.00	0.00	0.00	0.00	0.00	0.00	0.00	0.00	0.00	0.00	0.00
Manganese	0.12	0.23	6.12	0.10	0.20	6.31	0.11	0.22	6.53	0.11	0.22	6.74
Mercury	0.00	0.00	0.00	0.00	0.00	0.00	0.00	0.00	0.00	0.00	0.00	0.00
Molybdenum	0.00	0.00	0.00	0.00	0.00	0.00	0.00	0.00	0.00	0.00	0.00	0.00
Nickel	0.00	0.00	0.57	0.00	0.00	0.57	0.00	0.00	0.57	0.00	0.00	0.57
Selenium	0.00	0.00	0.01	0.00	0.00	0.01	0.00	0.00	0.01	0.00	0.00	0.01
Silver	0.00	0.00	0.00	0.00	0.00	0.00	0.00	0.00	0.00	0.00	0.00	0.00
Thallium	0.00	0.00	0.00	0.00	0.00	0.00	0.00	0.00	0.00	0.00	0.00	0.00
Vanadium	0.00	0.00	0.00	0.00	0.00	0.00	0.00	0.00	0.00	0.00	0.00	0.00
Zinc	0.00	0.00	0.77	0.00	0.00	0.77	0.00	0.00	0.77	0.00	0.00	0.77
RADIOMETRICS												
Uranium (mg/l)	0.01	0.01	0.28	0.01	0.01	0.29	0.01	0.01	0.30	0.01	0.01	0.31

TMW-58												
BATTLE SPRING AQUIFER												
CONTAMINANTS REMOVED												
DATE FS	05-Jan-05			06-Apr-05			11-Jul-05			08-Nov-05		
(Started pumping 6/20/94)		VOLUME 2005	CUMULATIVE		VOLUME 2005	CUMULATIVE		VOLUME 2005	CUMULATIVE		VOLUME 2005	CUMULATIVE
GALLONAGE		444177.50	31515647.51		444177.50	31959825.01		444177.50	32404002.51		444177.50	32848180.01
CONSTITUENTS	ANALYSIS	QUANTITY REMOVED	QUANTITY REMOVED	ANALYSIS	QUANTITY REMOVED	QUANTITY REMOVED	ANALYSIS	QUANTITY REMOVED	QUANTITY REMOVED	ANALYSIS	QUANTITY REMOVED	QUANTITY REMOVED
MAJOR IONS	(PPM)	(KG)	(KG)	(PPM)	(KG)	(KG)	(PPM)	(KG)	(KG)	(PPM)	(KG)	(KG)
Bicarbonate	204.00	343.00	24858.56	197.00	331.23	25189.79	196.00	329.55	25519.34	201.00	337.96	25857.31
Calcium	235.00	395.13	27364.90	227.00	381.68	27746.58	220.00	369.91	28116.48	230.00	386.72	28503.21
Carbonate	0.00	0.00	0.00	0.00	0.00	0.00	0.00	0.00	0.00	0.00	0.00	0.00
Chloride	28.00	47.08	3078.93	33.00	55.49	3134.42	35.00	58.85	3193.27	32.00	53.80	3247.07
Fluoride	0.10	0.17	12.06	0.10	0.17	12.23	0.10	0.17	12.40	0.10	0.17	12.57
Magnesium	20.60	34.64	2071.74	18.20	30.60	2102.34	19.10	32.11	2134.46	20.00	33.63	2168.09
Nitrate(NO3)	0.00	0.00	4.52	0.00	0.00	4.52	0.00	0.00	4.52	0.00	0.00	4.52
Potassium	4.30	7.23	509.88	4.40	7.40	517.28	3.90	6.56	523.84	4.40	7.40	531.24
Silica	15.00	25.22	1823.62	14.00	23.54	1847.16	14.00	23.54	1870.70	15.00	25.22	1895.92
Sodium	54.20	91.13	6336.95	45.30	76.17	6413.12	54.80	92.14	6505.26	55.40	93.15	6598.41
Sulfate	554.00	931.49	63123.07	561.00	943.26	64066.33	503.00	845.74	64912.07	554.00	931.49	65843.56
TDS	1100.00	1849.53	119636.74	993.00	1669.62	121306.36	1010.00	1698.21	123004.57	1000.00	1681.39	124685.97
TRACE METALS												
Aluminum	0.00	0.00	0.00	0.00	0.00	0.00	0.00	0.00	0.00	0.00	0.00	0.00
Arsenic	0.00	0.00	0.00	0.00	0.00	0.00	0.00	0.00	0.00	0.00	0.00	0.00
Barium	0.00	0.00	0.00	0.00	0.00	0.00	0.00	0.00	0.00	0.00	0.00	0.00
Beryllium	0.00	0.00	0.00	0.00	0.00	0.00	0.00	0.00	0.00	0.00	0.00	0.00
Boron	0.00	0.00	0.00	0.00	0.00	0.00	0.00	0.00	0.00	0.00	0.00	0.00
Cadmium	0.00	0.00	0.00	0.00	0.00	0.00	0.00	0.00	0.00	0.00	0.00	0.00
Chromium	0.00	0.00	0.22	0.00	0.00	0.22	0.00	0.00	0.22	0.00	0.00	0.22
Cobalt	0.01	0.01	0.16	0.00	0.01	0.17	0.00	0.01	0.18	0.00	0.01	0.18
Copper	0.00	0.00	0.00	0.00	0.00	0.00	0.00	0.00	0.00	0.00	0.00	0.00
Cyanide	0.00	0.00	0.00	0.00	0.00	0.00	0.00	0.00	0.00	0.00	0.00	0.00
Iron	0.42	0.71	45.18	0.61	1.03	46.21	0.17	0.29	46.49	0.54	0.91	47.40
Lead	0.00	0.00	0.00	0.00	0.00	0.00	0.00	0.00	0.00	0.00	0.00	0.00
Manganese	0.27	0.45	22.11	0.22	0.37	22.48	0.24	0.40	22.88	0.24	0.40	23.29
Mercury	0.00	0.00	0.00	0.00	0.00	0.00	0.00	0.00	0.00	0.00	0.00	0.00
Molybdenum	0.00	0.00	0.00	0.00	0.00	0.00	0.00	0.00	0.00	0.00	0.00	0.00
Nickel	0.01	0.02	0.24	0.00	0.00	0.24	0.00	0.00	0.24	0.00	0.00	0.24
Selenium	0.00	0.01	0.11	0.00	0.00	0.11	0.00	0.00	0.11	0.00	0.00	0.11
Silver	0.00	0.00	0.00	0.00	0.00	0.00	0.00	0.00	0.00	0.00	0.00	0.00
Thallium	0.00	0.00	0.00	0.00	0.00	0.00	0.00	0.00	0.00	0.00	0.00	0.00
Vanadium	0.00	0.00	0.00	0.00	0.00	0.00	0.00	0.00	0.00	0.00	0.00	0.00
Zinc	0.01	0.02	3.93	0.00	0.00	3.93	0.00	0.00	3.93	0.00	0.00	3.93
RADIOMETRICS												
Uranium (mg/l)	0.02	0.04	1.55	0.02	0.03	1.59	0.02	0.04	1.63	0.02	0.03	1.66

TMW-59												
CONTAMINANTS REMOVED												
DATE FS	5-Jan-05			6-Apr-05			11-Jul-05			7-Nov-05		
(Started pumping 9/1/88)		VOLUME 2005	CUMULATIVE		VOLUME 2005	CUMULATIVE		VOLUME 2005	CUMULATIVE		VOLUME 2005	CUMULATIV
GALLONAGE		558427.50	31909024.50		558427.50	32467452.00		558427.50	33025879.50		558427.50	33584307.00
CONSTITUENTS	ANALYSIS	QUANTITY REMOVED	QUANTITY REMOVED	ANALYSIS	QUANTITY REMOVED	QUANTITY REMOVED	ANALYSIS	QUANTITY REMOVED	QUANTITY REMOVED	ANALYSIS	QUANTITY REMOVED	QUANTITY REMOVED
	(PPM)	(KG)	(KG)	(PPM)	(KG)	(KG)	(PPM)	(KG)	(KG)	(PPM)	(KG)	(KG)
MAJOR IONS												
Bicarbonate	298.00	629.94	49095.46	300.00	634.16	49729.62	313.00	661.64	50391.26	372.00	786.36	51177.63
Calcium	530.00	1120.36	68774.11	491.00	1037.91	69812.02	518.00	1094.99	70907.01	465.00	982.95	71889.96
Carbonate	0.00	0.00	0.00	0.00	0.00	0.00	0.00	0.00	0.00	0.00	0.00	0.00
Chloride	95.00	200.82	9571.08	91.00	192.36	9763.44	88.00	186.02	9949.46	82.00	173.34	10122.80
Fluoride	0.20	0.42	10.23	0.20	0.42	10.65	0.20	0.42	11.08	0.20	0.42	11.50
Magnesium	69.10	146.07	7791.04	63.90	135.08	7926.12	69.50	146.91	8073.03	66.50	140.57	8213.60
Nitrate(NO3)	0.00	0.00	15.74	0.00	0.00	15.74	0.00	0.00	15.74	0.00	0.00	15.74
Potassium	7.70	16.28	806.78	7.90	16.70	823.48	7.10	15.01	838.49	6.90	14.59	853.07
Silica	19.00	40.16	2477.46	17.00	35.94	2513.39	19.00	40.16	2553.56	19.00	40.16	2593.72
Sodium	94.90	200.61	10679.01	87.70	185.39	10864.39	97.70	206.53	11070.92	92.00	194.48	11265.40
Sulfate	1350.00	2853.74	172371.02	1340.00	2832.60	175203.62	1360.00	2874.87	178078.50	1260.00	2663.49	180741.98
TDS	2520.00	5326.97	313694.12	2390.00	5052.17	318746.28	2470.00	5221.28	323967.56	2450.00	5179.00	329146.56
TRACE METALS												
Aluminum	0.00	0.00	1.48	0.00	0.00	1.48	0.00	0.00	1.48	0.00	0.00	1.48
Arsenic	0.00	0.00	0.00	0.00	0.00	0.00	0.00	0.00	0.00	0.00	0.00	0.00
Barium	0.00	0.00	0.21	0.00	0.00	0.21	0.00	0.00	0.21	0.00	0.00	0.21
Beryllium	0.00	0.00	0.00	0.00	0.00	0.00	0.00	0.00	0.00	0.00	0.00	0.00
Boron	0.00	0.00	2.33	0.10	0.21	2.54	0.00	0.00	2.54	0.10	0.21	2.75
Cadmium	0.00	0.00	0.03	0.00	0.00	0.03	0.00	0.00	0.03	0.00	0.00	0.03
Chromium	0.00	0.00	0.22	0.00	0.00	0.22	0.00	0.00	0.22	0.00	0.00	0.22
Cobalt	0.01	0.03	0.86	0.01	0.03	0.89	0.01	0.03	0.91	0.01	0.03	0.94
Copper	0.00	0.00	0.14	0.00	0.00	0.14	0.00	0.00	0.14	0.00	0.00	0.14
Cyanide	0.00	0.00	0.00	0.00	0.00	0.00	0.00	0.00	0.00	0.00	0.00	0.00
Iron	45.60	96.39	3097.12	47.20	99.78	3196.90	45.90	97.03	3293.92	45.60	96.39	3390.32
Lead	0.00	0.00	0.12	0.00	0.00	0.12	0.00	0.00	0.12	0.00	0.00	0.12
Manganese	3.79	8.01	329.40	3.35	7.08	336.48	3.65	7.72	344.20	3.80	8.03	352.23
Mercury	0.00	0.00	0.00	0.00	0.00	0.00	0.00	0.00	0.00	0.00	0.00	0.00
Molybdenum	0.00	0.00	0.26	0.00	0.00	0.26	0.00	0.00	0.26	0.00	0.00	0.26
Nickel	0.02	0.04	1.70	0.03	0.06	1.77	0.01	0.02	1.79	0.02	0.04	1.83
Selenium	0.00	0.00	0.12	0.00	0.00	0.12	0.00	0.00	0.12	0.00	0.00	0.12
Silver	0.00	0.00	0.06	0.00	0.00	0.06	0.00	0.00	0.06	0.00	0.00	0.06
Thallium	0.00	0.00	0.00	0.00	0.00	0.00	0.00	0.00	0.00	0.00	0.00	0.00
Vanadium	0.00	0.00	0.03	0.00	0.00	0.03	0.00	0.00	0.03	0.00	0.00	0.03
Zinc	0.00	0.00	2.60	0.00	0.00	2.60	0.00	0.00	2.60	0.00	0.00	2.60
RADIOMETRICS												
Uranium (mg/l)	0.01	0.02	0.79	0.01	0.02	0.81	0.01	0.02	0.82	0.01	0.02	0.84

TMW-75												
CONTAMINANTS REMOVED												
DATE FS	5-Jan-05			6-Apr-05			11-Jul-05			7-Nov-05		
(Started pumping 5/1/88)		VOLUME 2005	CUMULATIVE		VOLUME 2005	CUMULATIVE		VOLUME 2005	CUMULATIVE		VOLUME 2005	CUMULATIV
GALLONAGE		587810.00	43558710.00		587810.00	44146520.00		587810.00	44734330.00		587810.00	45322140.00
CONSTITUENTS	ANALYSIS	QUANTITY REMOVED	QUANTITY REMOVED	ANALYSIS	QUANTITY REMOVED	QUANTITY REMOVED	ANALYSIS	QUANTITY REMOVED	QUANTITY REMOVED	ANALYSIS	QUANTITY REMOVED	QUANTITY REMOVED
	(PPM)	(KG)	(KG)	(PPM)	(KG)	(KG)	(PPM)	(KG)	(KG)	(PPM)	(KG)	(KG)
MAJOR IONS												
Bicarbonate	160.00	356.02	31607.65	151.00	335.99	31943.64	153.00	340.44	32284.08	156.00	347.12	32631.19
Calcium	148.00	329.32	30298.99	138.00	307.06	30606.06	142.00	315.96	30922.02	134.00	298.16	31220.19
Carbonate	0.00	0.00	0.00	0.00	0.00	0.00	0.00	0.00	0.00	0.00	0.00	0.00
Chloride	21.00	46.73	4455.98	20.00	44.50	4500.49	18.00	40.05	4540.54	19.00	42.28	4582.81
Fluoride	0.20	0.45	23.42	0.10	0.22	23.65	0.20	0.45	24.09	0.10	0.22	24.31
Magnesium	12.00	26.70	2347.96	10.70	23.81	2371.76	11.40	25.37	2397.13	11.60	25.81	2422.94
Nitrate(NO3)	0.10	0.22	34.05	0.10	0.22	34.27	0.00	0.00	34.27	0.00	0.00	34.27
Potassium	4.00	8.90	611.07	3.50	7.79	618.86	3.20	7.12	625.98	3.20	7.12	633.10
Silica	14.00	31.15	2555.15	14.00	31.15	2586.30	15.00	33.38	2619.68	15.00	33.38	2653.05
Sodium	46.30	103.02	8482.40	43.40	96.57	8578.97	46.20	102.80	8681.77	44.50	99.02	8780.79
Sulfate	334.00	743.18	66573.55	339.00	754.31	67327.86	326.00	725.38	68053.24	322.00	716.48	68769.72
TDS	643.00	1430.74	136866.19	635.00	1412.94	138279.13	632.00	1406.27	139685.39	658.00	1464.12	141149.51
TRACE METALS												
Aluminum	0.00	0.00	0.44	0.00	0.00	0.44	0.00	0.00	0.44	0.00	0.00	0.44
Arsenic	0.00	0.00	0.07	0.00	0.00	0.07	0.00	0.00	0.07	0.00	0.00	0.07
Barium	0.00	0.00	0.00	0.00	0.00	0.00	0.00	0.00	0.00	0.00	0.00	0.00
Beryllium	0.00	0.00	0.00	0.00	0.00	0.00	0.00	0.00	0.00	0.00	0.00	0.00
Boron	0.00	0.00	1.13	0.00	0.00	1.13	0.00	0.00	1.13	0.00	0.00	1.13
Cadmium	0.00	0.00	0.08	0.00	0.00	0.08	0.00	0.00	0.08	0.00	0.00	0.08
Chromium	0.00	0.00	0.01	0.00	0.00	0.01	0.00	0.00	0.01	0.00	0.00	0.01
Cobalt	0.00	0.00	0.02	0.00	0.00	0.02	0.00	0.00	0.02	0.00	0.00	0.02
Copper	0.00	0.00	0.08	0.00	0.00	0.08	0.00	0.00	0.08	0.00	0.00	0.08
Cyanide	0.00	0.00	0.00	0.00	0.00	0.00	0.00	0.00	0.00	0.00	0.00	0.00
Iron	0.19	0.42	24.82	0.19	0.42	25.24	0.20	0.45	25.69	0.15	0.33	26.02
Lead	0.00	0.00	0.00	0.00	0.00	0.00	0.00	0.00	0.00	0.00	0.00	0.00
Manganese	0.11	0.24	20.06	0.11	0.24	20.31	0.11	0.24	20.55	0.11	0.24	20.80
Mercury	0.00	0.00	0.00	0.00	0.00	0.00	0.00	0.00	0.00	0.00	0.00	0.00
Molybdenum	0.00	0.00	0.26	0.00	0.00	0.26	0.00	0.00	0.26	0.00	0.00	0.26
Nickel	0.00	0.00	0.45	0.00	0.00	0.45	0.00	0.00	0.45	0.00	0.00	0.45
Selenium	0.00	0.00	0.12	0.00	0.00	0.12	0.00	0.00	0.12	0.00	0.00	0.12
Silver	0.00	0.00	0.02	0.00	0.00	0.02	0.00	0.00	0.02	0.00	0.00	0.02
Thallium	0.00	0.00	0.00	0.00	0.00	0.00	0.00	0.00	0.00	0.00	0.00	0.00
Vanadium	0.00	0.00	0.00	0.00	0.00	0.00	0.00	0.00	0.00	0.00	0.00	0.00
Zinc	0.00	0.00	2.56	0.00	0.00	2.56	0.00	0.00	2.56	0.00	0.00	2.56
RADIOMETRICS												
Uranium (mg/l)	0.04	0.09	10.46	0.04	0.08	10.55	0.03	0.07	10.62	0.03	0.08	10.70

TMW-91	Started pumping July 5, 2005 / Shut down October 12, 2005.					
CONTAMINANTS REMOVED						
DATE FS	14-Jul-05			5-Oct-05		
		VOLUME 200	CUMULATIVE		VOLUME 200	CUMULATIV
GALLONAGE		2351.00	2351.00		2351.00	4702.00
CONSTITUENTS	ANALYSIS	QUANTITY REMOVED	QUANTITY REMOVED	ANALYSIS	QUANTITY REMOVED	QUANTITY REMOVED
	(PPM)	(KG)	(KG)	(PPM)	(KG)	(KG)
MAJOR IONS						
Bicarbonate	146.00	1.30	1.30	134.00	1.19	2.49
Calcium	461.00	4.10	4.10	250.00	2.22	6.33
Carbonate	0.00	0.00	0.00	0.00	0.00	0.00
Chloride	73.00	0.65	0.65	40.00	0.36	1.01
Fluoride	0.10	0.00	0.00	0.20	0.00	0.00
Magnesium	36.40	0.32	0.32	19.20	0.17	0.49
Nitrate(NO3)	0.00	0.00	0.00	0.00	0.00	0.00
Potassium	5.30	0.05	0.05	4.20	0.04	0.08
Silica	12.60	0.11	0.11	13.00	0.12	0.23
Sodium	86.30	0.77	0.77	57.70	0.51	1.28
Sulfate	1220.00	10.86	10.86	619.00	5.51	16.37
TDS	2040.00	18.15	18.15	1120.00	9.97	28.12
TRACE METALS						
Aluminum	0.00	0.00	0.00	0.00	0.00	0.00
Arsenic	0.00	0.00	0.00	0.00	0.00	0.00
Barium	0.00	0.00	0.00	0.00	0.00	0.00
Beryllium	0.00	0.00	0.00	0.00	0.00	0.00
Boron	0.00	0.00	0.00	0.00	0.00	0.00
Cadmium	0.00	0.00	0.00	0.00	0.00	0.00
Chromium	0.00	0.00	0.00	0.00	0.00	0.00
Cobalt	0.00	0.00	0.00	0.00	0.00	0.00
Copper	0.00	0.00	0.00	0.00	0.00	0.00
Cyanide	0.00	0.00	0.00	0.00	0.00	0.00
Iron	0.36	0.00	0.00	0.00	0.00	0.00
Lead	0.00	0.00	0.00	0.00	0.00	0.00
Manganese	0.33	0.00	0.00	0.14	0.00	0.00
Mercury	0.00	0.00	0.00	0.00	0.00	0.00
Molybdenum	0.00	0.00	0.00	0.00	0.00	0.00
Nickel	0.00	0.00	0.00	0.01	0.00	0.00
Selenium	0.00	0.00	0.00	0.00	0.00	0.00
Silver	0.00	0.00	0.00	0.00	0.00	0.00
Thallium	0.00	0.00	0.00	0.00	0.00	0.00
Vanadium	0.00	0.00	0.00	0.00	0.00	0.00
Zinc	0.00	0.00	0.00	0.00	0.00	0.00
RADIOMETRICS						
Uranium (mg/l)	0.05	0.00	0.00	0.02	0.00	0.00

TMW-96						
CONTAMINANTS REMOVED						
DATE FS	18-Jul-05			31-Oct-05		
Started pumping June 30, 2005		VOLUME 200	CUMULATIVE		VOLUME 200	CUMULATIVE
GALLONAGE		745310.00	745310.00		745310.00	1490620.00
CONSTITUENTS	ANALYSIS	QUANTITY REMOVED	QUANTITY REMOVED	ANALYSIS	QUANTITY REMOVED	QUANTITY REMOVED
	(PPM)	(KG)	(KG)	(PPM)	(KG)	(KG)
MAJOR IONS						
Bicarbonate	142.00	400.63	400.63	138.00	389.34	789.97
Calcium	186.00	524.76	524.76	175.00	493.73	1018.49
Carbonate	0.00	0.00	0.00	0.00	0.00	0.00
Chloride	28.00	79.00	79.00	26.00	73.35	152.35
Fluoride	0.10	0.28	0.28	0.10	0.28	0.56
Magnesium	14.50	40.91	40.91	12.40	34.98	75.89
Nitrate(NO3)	0.00	0.00	0.00	0.00	0.00	0.00
Potassium	3.70	10.44	10.44	3.70	10.44	20.88
Silica	14.00	39.50	39.50	14.00	39.50	79.00
Sodium	50.10	141.35	141.35	46.60	131.47	272.82
Sulfate	429.00	1210.34	1210.34	417.00	1176.48	2386.82
TDS	818.00	2307.83	2307.83	754.00	2127.26	4435.09
TRACE METALS						
Aluminum	0.00	0.00	0.00	0.00	0.00	0.00
Arsenic	0.00	0.01	0.01	0.00	0.00	0.01
Barium	0.00	0.00	0.00	0.00	0.00	0.00
Beryllium	0.00	0.00	0.00	0.00	0.00	0.00
Boron	0.00	0.00	0.00	0.00	0.00	0.00
Cadmium	0.00	0.00	0.00	0.00	0.00	0.00
Chromium	0.00	0.00	0.00	0.00	0.00	0.00
Cobalt	0.00	0.00	0.00	0.00	0.00	0.00
Copper	0.00	0.00	0.00	0.00	0.00	0.00
Cyanide	0.00	0.00	0.00	0.00	0.00	0.00
Iron	0.07	0.20	0.20	0.00	0.00	0.20
Lead	0.00	0.00	0.00	0.00	0.00	0.00
Manganese	0.08	0.23	0.23	0.11	0.31	0.54
Mercury	0.00	0.00	0.00	0.00	0.00	0.00
Molybdenum	0.00	0.00	0.00	0.00	0.00	0.00
Nickel	0.00	0.00	0.00	0.00	0.00	0.00
Selenium	0.00	0.00	0.00	0.00	0.00	0.00
Silver	0.00	0.00	0.00	0.00	0.00	0.00
Thallium	0.00	0.00	0.00	0.00	0.00	0.00
Vanadium	0.00	0.00	0.00	0.00	0.00	0.00
Zinc	0.00	0.00	0.00	0.00	0.00	0.00
RADIOMETRICS						
Uranium (mg/l)	0.07	0.19	0.19	0.03	0.09	0.28

TMW-97						
CONTAMINANTS REMOVED						
DATE FS	21-Sep-05			31-Oct-05		
Started pumping September 6, 2005		VOLUME 200	CUMULATIVE		VOLUME 200	CUMULATIVE
GALLONAGE		803270.00	803270.00		803270.00	1606540.00
CONSTITUENTS	ANALYSIS	QUANTITY REMOVED	QUANTITY REMOVED	ANALYSIS	QUANTITY REMOVED	QUANTITY REMOVED
	(PPM)	(KG)	(KG)	(PPM)	(KG)	(KG)
MAJOR IONS						
Bicarbonate	138.00	419.62	419.62	131.00	398.33	817.95
Calcium	194.00	589.90	589.90	180.00	547.33	1137.22
Carbonate	0.00	0.00	0.00	0.00	0.00	0.00
Chloride	29.00	88.18	88.18	25.00	76.02	164.20
Fluoride	0.10	0.30	0.30	0.10	0.30	0.61
Magnesium	14.90	45.31	45.31	13.00	39.53	84.84
Nitrate(NO3)	0.00	0.00	0.00	0.00	0.00	0.00
Potassium	3.60	10.95	10.95	3.70	11.25	22.20
Silica	14.00	42.57	42.57	14.00	42.57	85.14
Sodium	49.30	149.91	149.91	46.30	140.78	290.69
Sulfate	193.00	586.86	586.86	439.00	1334.87	1921.73
TDS	886.00	2694.07	2694.07	756.00	2298.78	4992.84
TRACE METALS						
Aluminum	0.00	0.00	0.00	0.00	0.00	0.00
Arsenic	0.00	0.00	0.00	0.00	0.00	0.00
Barium	0.00	0.00	0.00	0.00	0.00	0.00
Beryllium	0.00	0.00	0.00	0.00	0.00	0.00
Boron	0.00	0.00	0.00	0.00	0.00	0.00
Cadmium	0.00	0.00	0.00	0.00	0.00	0.00
Chromium	0.00	0.00	0.00	0.00	0.00	0.00
Cobalt	0.00	0.00	0.00	0.00	0.00	0.00
Copper	0.00	0.00	0.00	0.00	0.00	0.00
Cyanide	0.00	0.00	0.00	0.00	0.00	0.00
Iron	0.00	0.00	0.00	0.18	0.55	0.55
Lead	0.00	0.00	0.00	0.00	0.00	0.00
Manganese	0.12	0.36	0.36	0.11	0.33	0.70
Mercury	0.00	0.00	0.00	0.00	0.00	0.00
Molybdenum	0.00	0.00	0.00	0.00	0.00	0.00
Nickel	0.00	0.00	0.00	0.00	0.00	0.00
Selenium	0.00	0.00	0.00	0.00	0.00	0.00
Silver	0.00	0.00	0.00	0.00	0.00	0.00
Thallium	0.00	0.00	0.00	0.00	0.00	0.00
Vanadium	0.00	0.00	0.00	0.00	0.00	0.00
Zinc	0.00	0.00	0.00	0.00	0.00	0.00
RADIOMETRICS						
Uranium (mg/l)	0.04	0.13	0.13	0.02	0.07	0.20

Maps

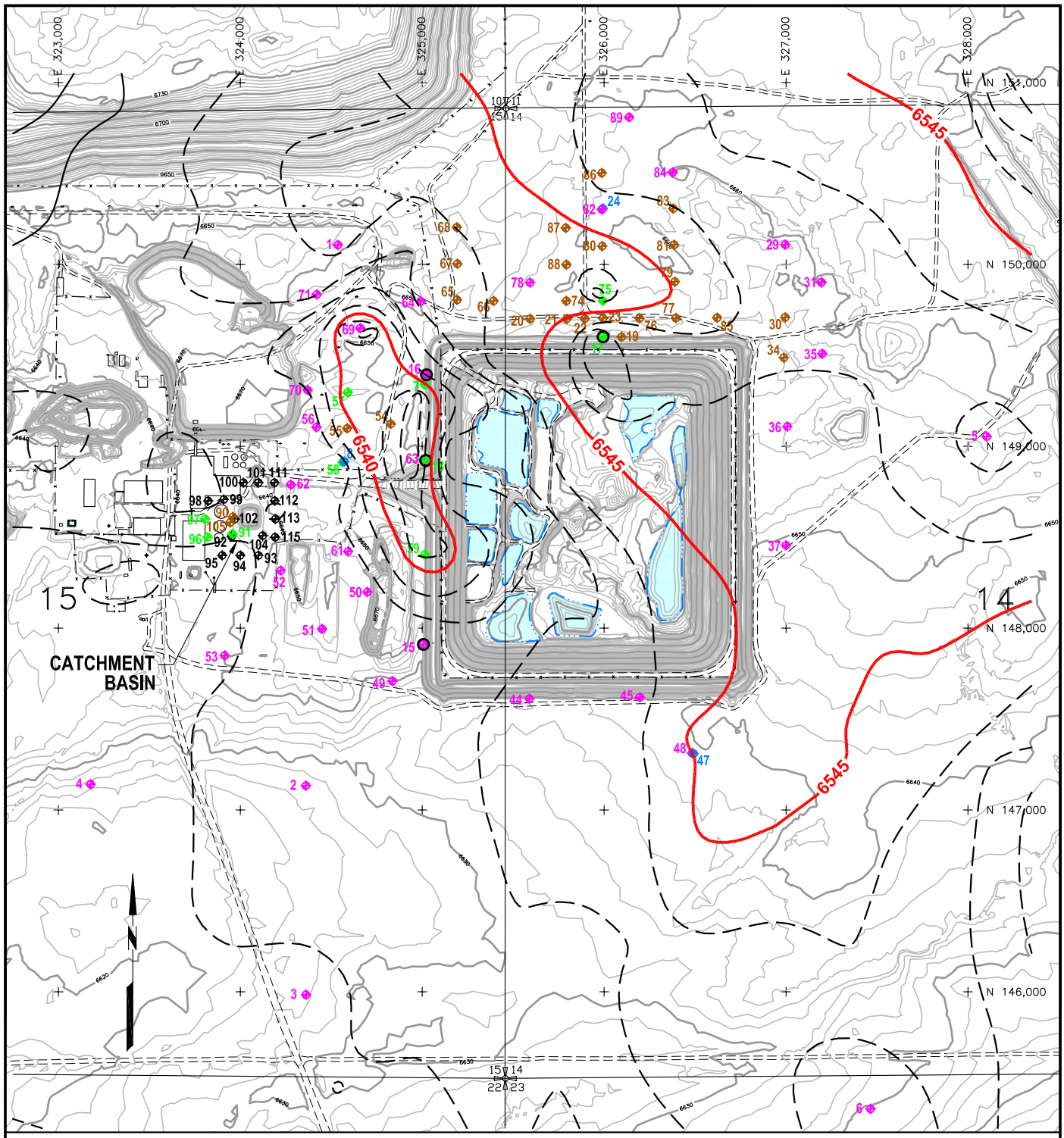

LEGEND

5' GROUNDWATER CONTOUR

1' GROUNDWATER CONTOUR

SHALLOW WELLS (PERCHED)

DEEP AQUIFER WELLS

AQUIFER WELLS

PUMPBACK WELLS, AQUIFER

COMPLIANCE MONITORING WELLS

POINT OF COMPLIANCE (POC) WELLS (TAILINGS IMPOUNDMENT)

SCALE IN FEET

0 800

TOPOGRAPHY UPDATED FEBRUARY 2006
BY ROBERT JACK SMITH & ASSOC. INC.
CONSULTING LAND SURVEYORS
P.O. BOX 1104, 1015 HARSHMAN ST.
RAWLINS, WY 82301

NOTES:

1. ALL WELLS HAVE A TMW PREFIX (TYP.)
2. CONTOURS BASED ON MOST RECENT SAMPLE DATA.
3. CATCHMENT BASIN MONITOR WELLS ARE NOT SHOWN ON THIS MAP BUT ARE SHOWN SEPARATELY SINCE THEY ARE NOT PART OF THE CORRECTIVE ACTION PROGRAM (CAP) AS DEFINED IN LICENSE CONDITION 11.3.

MFG, Inc.
consulting scientists and engineers

SWEETWATER URANIUM FACILITY
MARCH 2005 PIEZOMETRIC CONTOUR MAP
2005 CORRECTIVE ACTION PROGRAM REVIEW

Date:	FEBRUARY 2006
Project:	06-442\REP2006\
File:	2006-GW-FIG.dwg

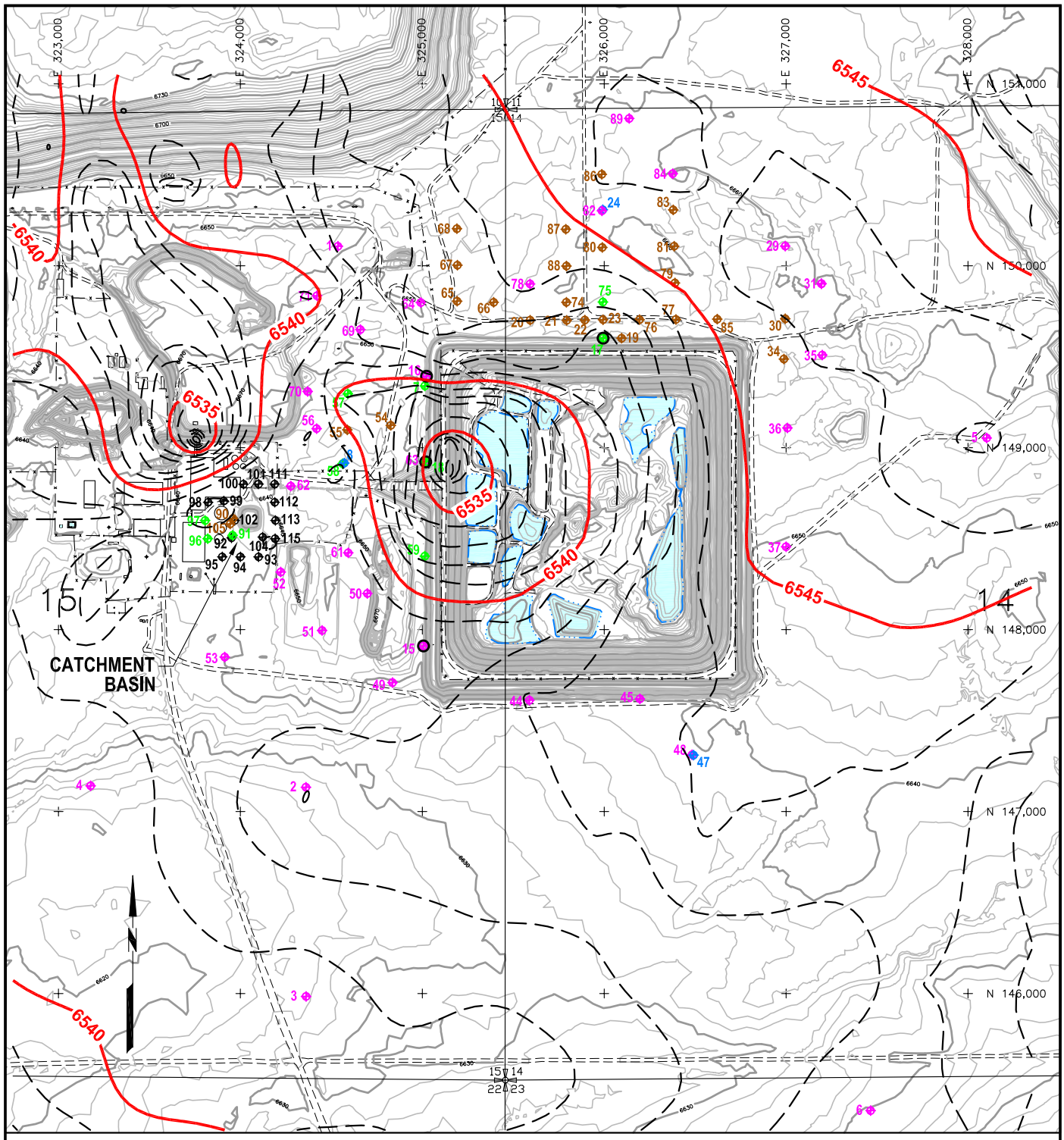

LEGEND

5' GROUNDWATER CONTOUR

1' GROUNDWATER CONTOUR

SHALLOW WELLS (PERCHED)

DEEP AQUIFER WELLS

AQUIFER WELLS

PUMPBACK WELLS, AQUIFER

COMPLIANCE MONITORING WELLS

POINT OF COMPLIANCE (POC) WELLS (TAILINGS IMPOUNDMENT)

SCALE IN FEET

0 800

TOPOGRAPHY UPDATED FEBRUARY 2006
BY ROBERT JACK SMITH & ASSOC. INC.
CONSULTING LAND SURVEYORS
P.O. BOX 1104, 1015 HARSHMAN ST.
RAWLINS, WY 82301

NOTES:

1. ALL WELLS HAVE A TMW PREFIX (TYP.)
2. CONTOURS BASED ON MOST RECENT SAMPLE DATA.
3. CATCHMENT BASIN MONITOR WELLS ARE NOT SHOWN ON THIS MAP BUT ARE SHOWN SEPARATELY SINCE THEY ARE NOT PART OF THE CORRECTIVE ACTION PROGRAM (CAP) AS DEFINED IN LICENSE CONDITION 11.3.

MFG, Inc.
consulting scientists and engineers

SWEETWATER URANIUM FACILITY
SEPTEMBER 2005 PIEZOMETRIC CONTOUR MAP
2005 CORRECTIVE ACTION PROGRAM REVIEW

Date:	FEBRUARY 2006
Project:	06-442\REP2006\
File:	2006-GW-FIG.dwg

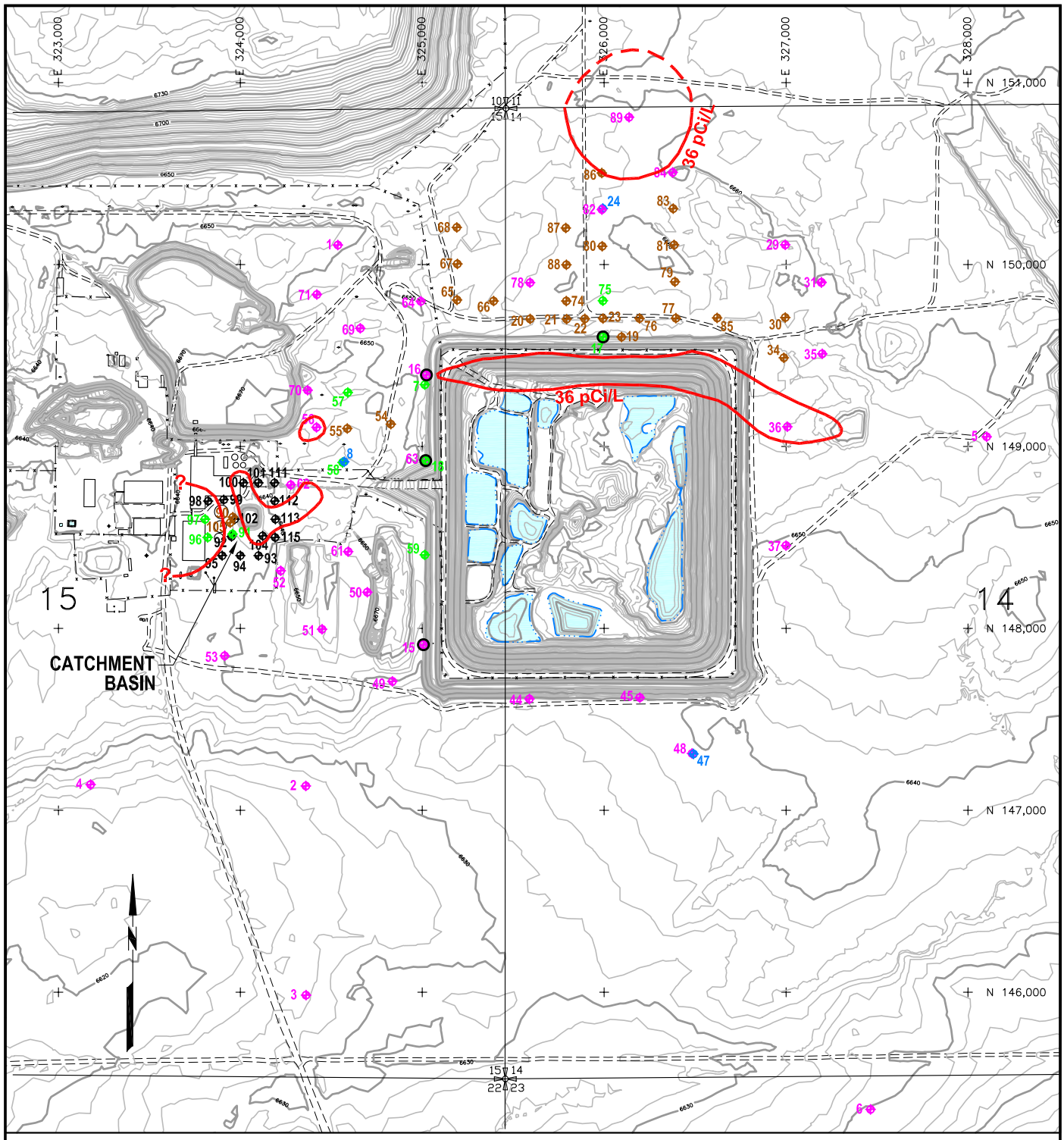

LEGEND

36 PCI/L URANIUM CONTOUR BASED ON HIGHEST NATURAL URANIUM RESULT FOR GIVEN WELL IN SPRING 2005.

- SHALLOW WELLS (PERCHED)
- DEEP AQUIFER WELLS
- AQUIFER WELLS
- PUMPBACK WELLS, AQUIFER
- COMPLIANCE MONITORING WELLS
- POINT OF COMPLIANCE (POC) WELLS (TAILINGS IMPOUNDMENT)

SCALE IN FEET

0 800

TOPOGRAPHY UPDATED FEBRUARY 2006
BY ROBERT JACK SMITH & ASSOC. INC.
CONSULTING LAND SURVEYORS
P.O. BOX 1104, 1015 HARSHMAN ST.
RAWLINS, WY 82301

NOTES:

1. ALL WELLS HAVE A TMW PREFIX (TYP.)
2. CONTOURS BASED ON MOST RECENT SAMPLE DATA.
3. CATCHMENT BASIN MONITOR WELLS ARE NOT SHOWN ON THIS MAP BUT ARE SHOWN SEPARATELY SINCE THEY ARE NOT PART OF THE CORRECTIVE ACTION PROGRAM (CAP) AS DEFINED IN LICENSE CONDITION 11.3.

MFG, Inc.
consulting scientists and engineers

SWEETWATER URANIUM FACILITY
URANIUM (U-nat) CONTOUR MAP
2005 CORRECTIVE ACTION PROGRAM REVIEW

Date:	FEBRUARY 2006
Project:	06-442\REP2006\
File:	2006-UR-FIG.dwg

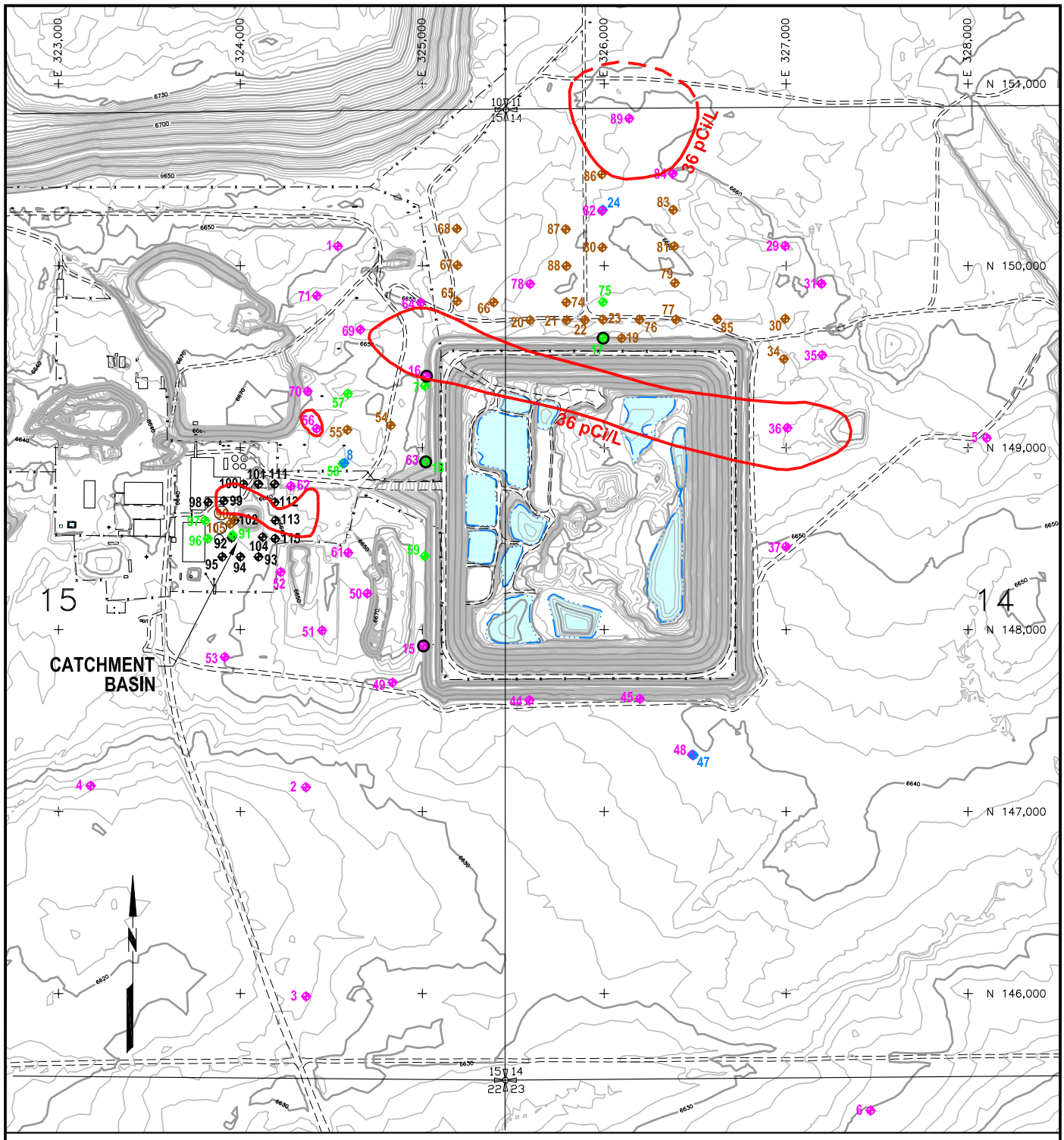

LEGEND

36 PCI/L URANIUM CONTOUR BASED ON HIGHEST NATURAL URANIUM RESULT FOR GIVEN WELL IN FALL 2005.

- SHALLOW WELLS (PERCHED)
- DEEP AQUIFER WELLS
- AQUIFER WELLS
- PUMPBACK WELLS, AQUIFER
- COMPLIANCE MONITORING WELLS
- POINT OF COMPLIANCE (POC) WELLS (TAILINGS IMPOUNDMENT)

SCALE IN FEET

0 800

TOPOGRAPHY UPDATED FEBRUARY 2006
BY ROBERT JACK SMITH & ASSOC. INC.
CONSULTING LAND SURVEYORS
P.O. BOX 1104, 1015 HARSHMAN ST.
RAWLINS, WY 82301

NOTES:

1. ALL WELLS HAVE A TMW PREFIX (TYP.)
2. CONTOURS BASED ON MOST RECENT SAMPLE DATA.
3. CATCHMENT BASIN MONITOR WELLS ARE NOT SHOWN ON THIS MAP BUT ARE SHOWN SEPARATELY SINCE THEY ARE NOT PART OF THE CORRECTIVE ACTION PROGRAM (CAP) AS DEFINED IN LICENSE CONDITION 11.3.

MFG, Inc.
consulting scientists and engineers

SWEETWATER URANIUM FACILITY
URANIUM (U-nat) CONTOUR MAP
2005 CORRECTIVE ACTION PROGRAM REVIEW

Date:	FEBRUARY 2006
Project:	06-442\REP2006\
File:	2006-UR-FIG.dwg

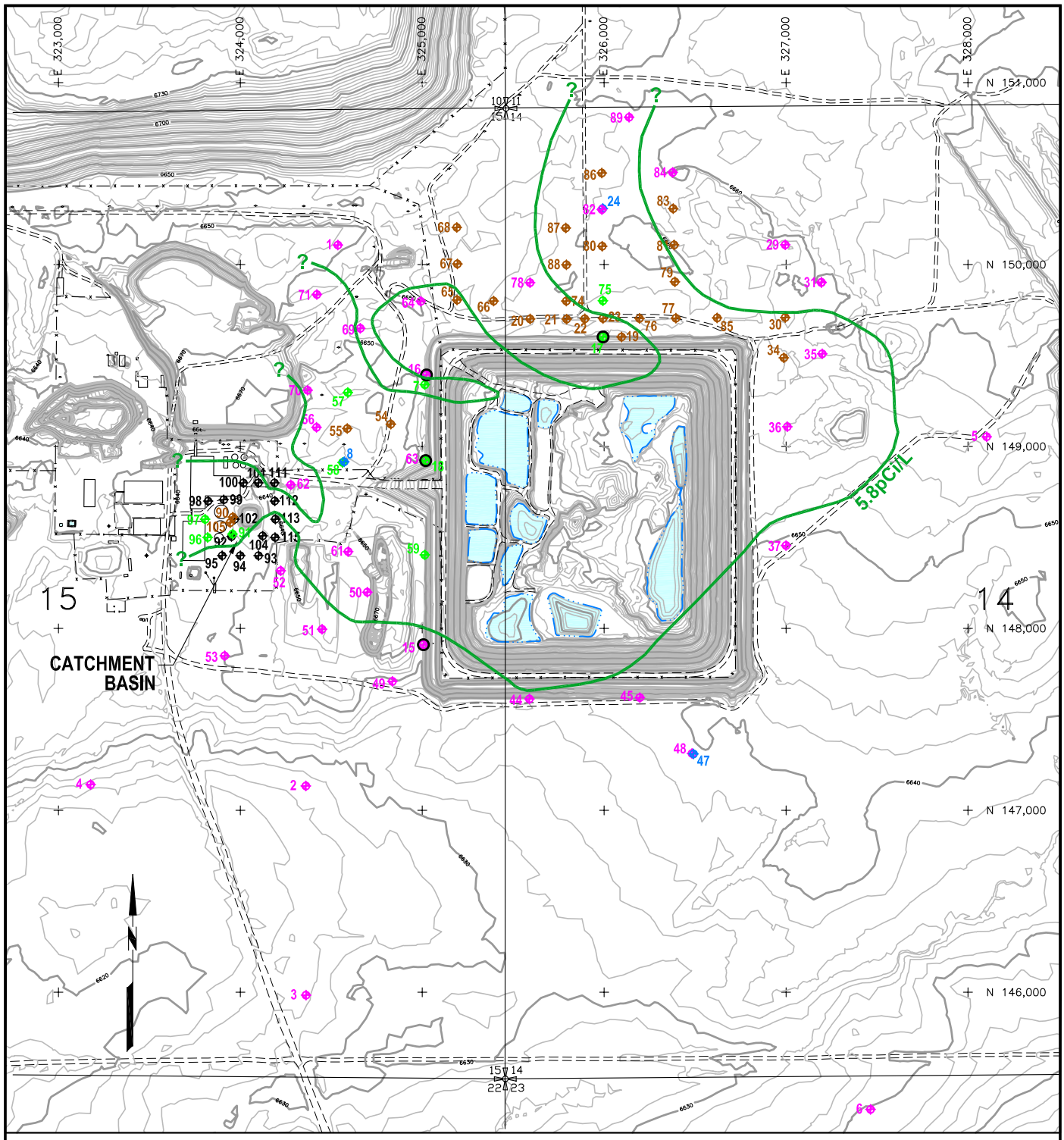

LEGEND

5.8 PCI/L COMBINED RADIUM-226/228 CONTOUR BASED ON HIGHEST COMBINED RADIUM-266/228 RESULT FOR GIVEN WELL FOR SPRING 2005.

- SHALLOW WELLS (PERCHED)
- DEEP AQUIFER WELLS
- AQUIFER WELLS
- PUMPBACK WELLS, AQUIFER
- COMPLIANCE MONITORING WELLS
- POINT OF COMPLIANCE (POC) WELLS (TAILINGS IMPOUNDMENT)

SCALE IN FEET

0 800

TOPOGRAPHY UPDATED FEBRUARY 2006
BY ROBERT JACK SMITH & ASSOC. INC.
CONSULTING LAND SURVEYORS
P.O. BOX 1104, 1015 HARSHMAN ST.
RAWLINS, WY 82301

NOTES:

1. ALL WELLS HAVE A TMW PREFIX (TYP.)
2. CONTOURS BASED ON MOST RECENT SAMPLE DATA.
3. CATCHMENT BASIN MONITOR WELLS ARE NOT SHOWN ON THIS MAP BUT ARE SHOWN SEPARATELY SINCE THEY ARE NOT PART OF THE CORRECTIVE ACTION PROGRAM (CAP) AS DEFINED IN LICENSE CONDITION 11.3.

MFG, Inc.
consulting scientists and engineers

SWEETWATER URANIUM FACILITY
COMBINED RADIUM-226/228 CONTOUR MAP
2005 CORRECTIVE ACTION PROGRAM REVIEW

Date:	FEBRUARY 2006
Project:	06-442\REP2006\
File:	2006-RAD-FIG.dwg

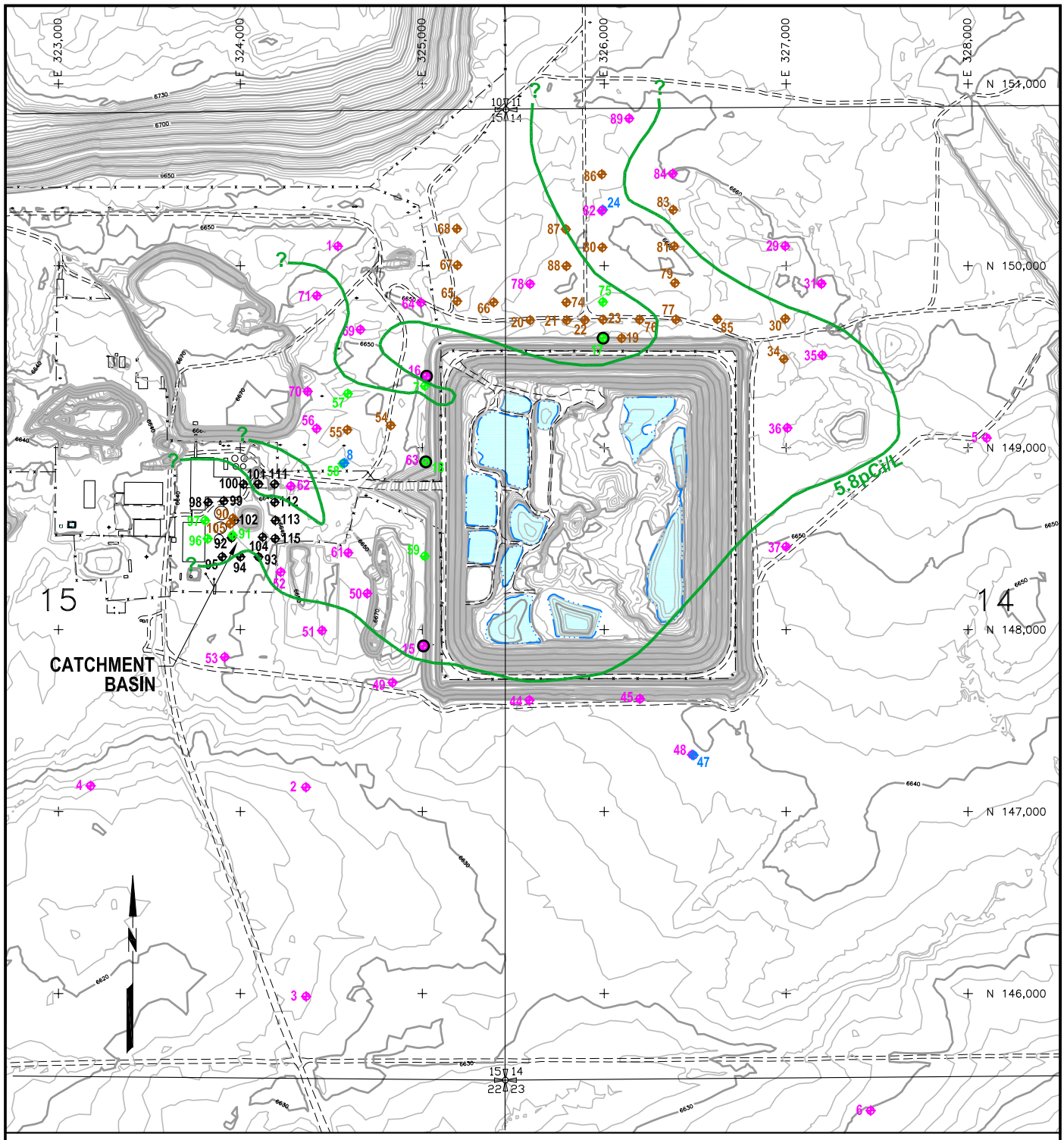

LEGEND

5.8 PCI/L COMBINED RADIUM-226/228 CONTOUR BASED ON HIGHEST COMBINED RADIUM-266/228 RESULT FOR GIVEN WELL FOR FALL 2005.

- SHALLOW WELLS (PERCHED)
- DEEP AQUIFER WELLS
- AQUIFER WELLS
- PUMPBACK WELLS, AQUIFER
- COMPLIANCE MONITORING WELLS
- POINT OF COMPLIANCE (POC) WELLS (TAILINGS IMPOUNDMENT)

SCALE IN FEET

0 800

TOPOGRAPHY UPDATED FEBRUARY 2006
BY ROBERT JACK SMITH & ASSOC. INC.
CONSULTING LAND SURVEYORS
P.O. BOX 1104, 1015 HARSHMAN ST.
RAWLINS, WY 82301

NOTES:

1. ALL WELLS HAVE A TMW PREFIX (TYP.)
2. CONTOURS BASED ON MOST RECENT SAMPLE DATA.
3. CATCHMENT BASIN MONITOR WELLS ARE NOT SHOWN ON THIS MAP BUT ARE SHOWN SEPARATELY SINCE THEY ARE NOT PART OF THE CORRECTIVE ACTION PROGRAM (CAP) AS DEFINED IN LICENSE CONDITION 11.3.

MFG, Inc.
consulting scientists and engineers

SWEETWATER URANIUM FACILITY
COMBINED RADIUM-226/228 CONTOUR MAP
2005 CORRECTIVE ACTION PROGRAM REVIEW

Date:	FEBRUARY 2006
Project:	06-442\REP2006\
File:	2006-RAD-FIG.dwg

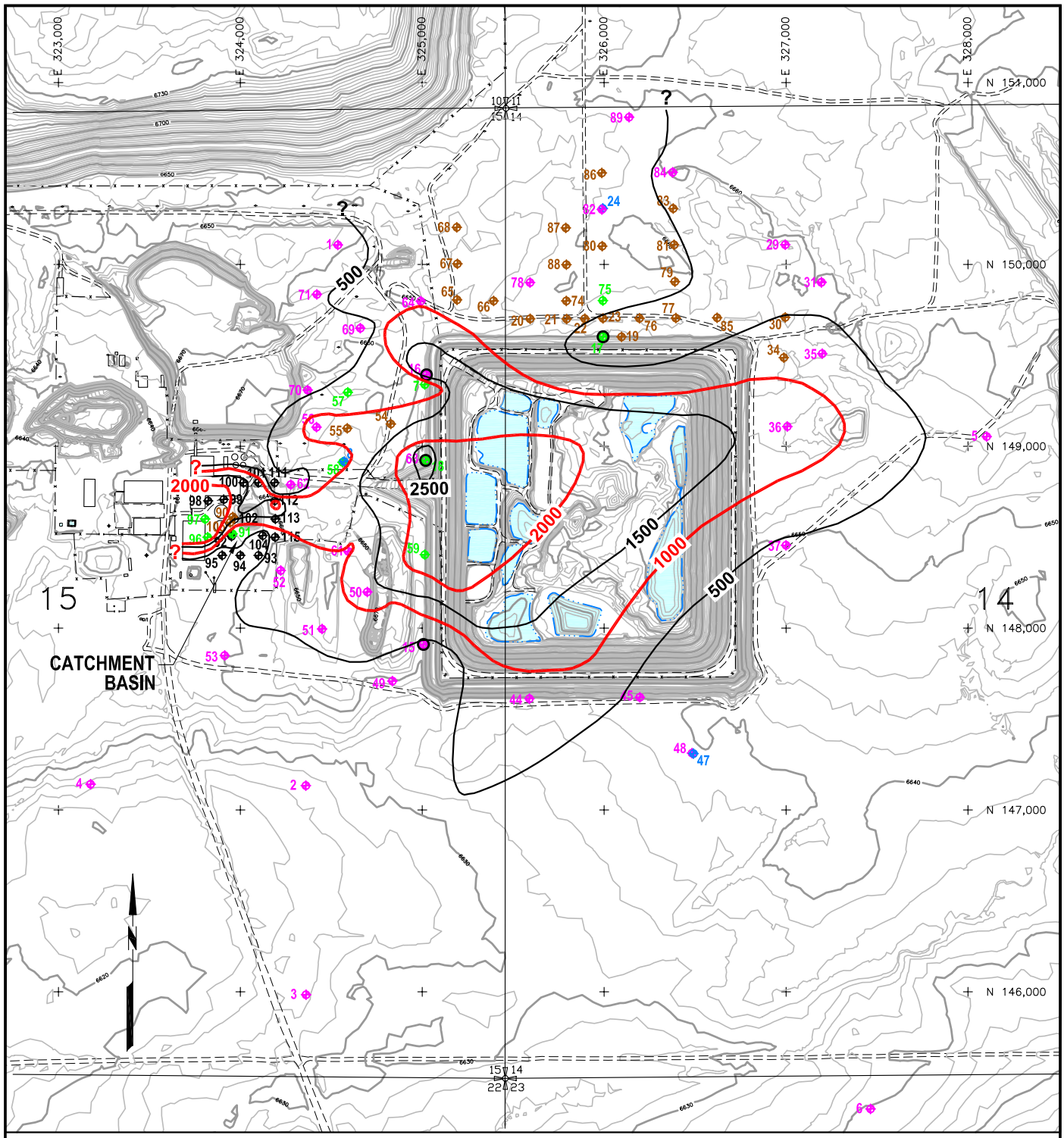

LEGEND

500 ppm TDS CONTOUR

TOTAL DISSOLVED SOLIDS (TDS) CONTOURS BASED ON THE HIGHEST TOTAL DISSOLVED SOLIDS (TDS) RESULT FOR GIVEN WELL FOR SPRING 2005.

- SHALLOW WELLS (PERCHED)
- DEEP AQUIFER WELLS
- AQUIFER WELLS
- PUMPBACK WELLS, AQUIFER
- COMPLIANCE MONITORING WELLS
- POINT OF COMPLIANCE (POC) WELLS (TAILINGS IMPOUNDMENT)

SCALE IN FEET

0 800

TOPOGRAPHY UPDATED FEBRUARY 2006
BY ROBERT JACK SMITH & ASSOC. INC.
CONSULTING LAND SURVEYORS
P.O. BOX 1104, 1015 HARSHMAN ST.
RAWLINS, WY 82301

NOTES:

1. ALL WELLS HAVE A TMW PREFIX (TYP.)
2. CONTOURS BASED ON MOST RECENT SAMPLE DATA.
3. CATCHMENT BASIN MONITOR WELLS ARE NOT SHOWN ON THIS MAP BUT ARE SHOWN SEPARATELY SINCE THEY ARE NOT PART OF THE CORRECTIVE ACTION PROGRAM (CAP) AS DEFINED IN LICENSE CONDITION 11.3.

MFG, Inc.
consulting scientists and engineers

SWEETWATER URANIUM FACILITY
TDS CONTOUR MAP
2005 CORRECTIVE ACTION PROGRAM REVIEW

Date:	FEBRUARY 2006
Project:	06-442\REP2006\
File:	2006-TDS-FIG-2.dwg

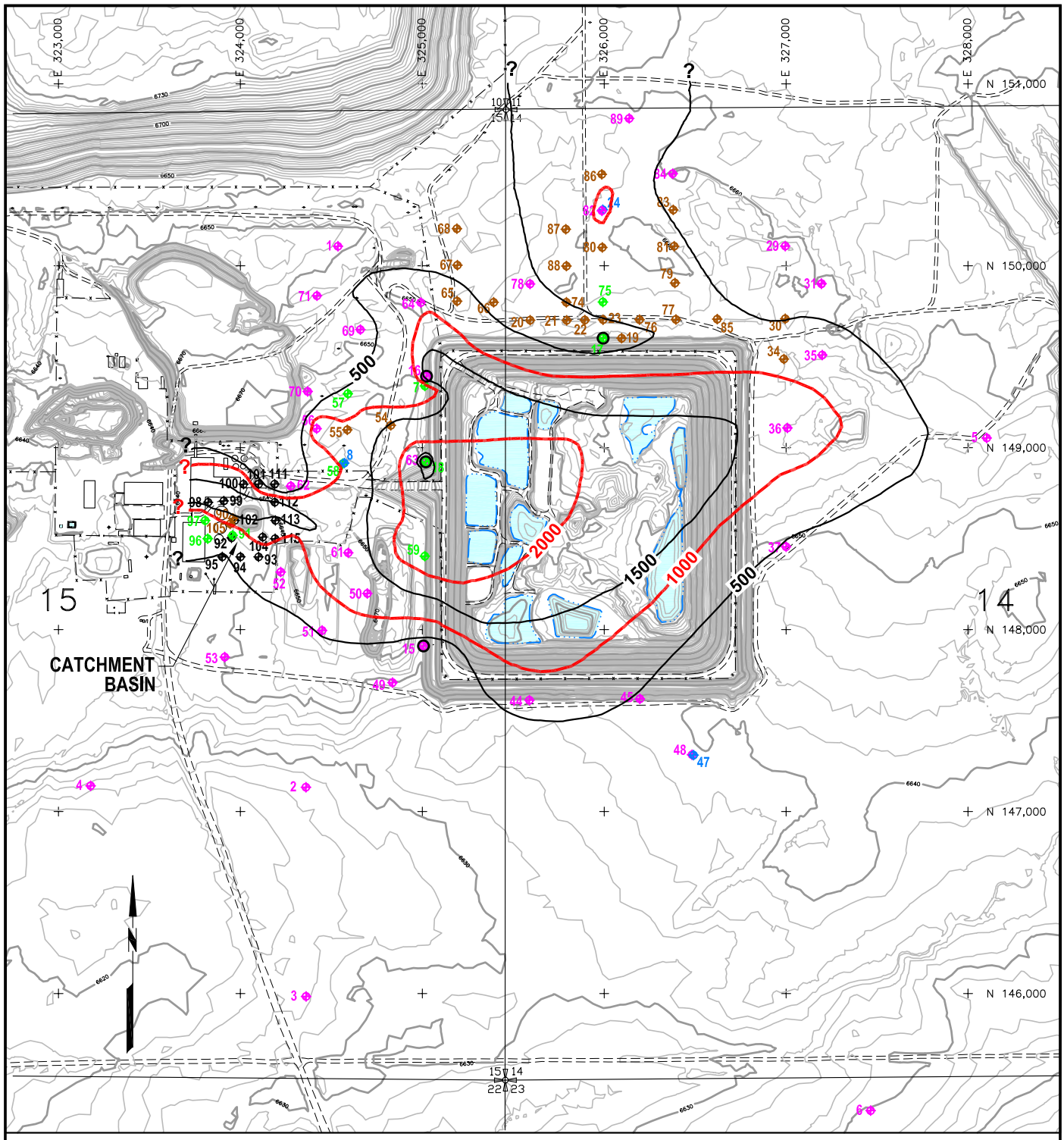

LEGEND

500 ppm TDS CONTOUR

TOTAL DISSOLVED SOLIDS (TDS) CONTOURS BASED ON THE HIGHEST TOTAL DISSOLVED SOLIDS (TDS) RESULT FOR GIVEN WELL FOR FALL 2005.

- SHALLOW WELLS (PERCHED)
- DEEP AQUIFER WELLS
- AQUIFER WELLS
- PUMPBACK WELLS, AQUIFER
- COMPLIANCE MONITORING WELLS
- POINT OF COMPLIANCE (POC) WELLS (TAILINGS IMPOUNDMENT)

SCALE IN FEET

0 800

TOPOGRAPHY UPDATED FEBRUARY 2006
BY ROBERT JACK SMITH & ASSOC. INC.
CONSULTING LAND SURVEYORS
P.O. BOX 1104, 1015 HARSHMAN ST.
RAWLINS, WY 82301

NOTES:

1. ALL WELLS HAVE A TMW PREFIX (TYP.)
2. CONTOURS BASED ON MOST RECENT SAMPLE DATA.
3. CATCHMENT BASIN MONITOR WELLS ARE NOT SHOWN ON THIS MAP BUT ARE SHOWN SEPARATELY SINCE THEY ARE NOT PART OF THE CORRECTIVE ACTION PROGRAM (CAP) AS DEFINED IN LICENSE CONDITION 11.3.

MFG, Inc.
consulting scientists and engineers

SWEETWATER URANIUM FACILITY
TDS CONTOUR MAP
2005 CORRECTIVE ACTION PROGRAM REVIEW

Date:	FEBRUARY 2006
Project:	06-442\REP2006\
File:	2006-TDS-FIG.dwg

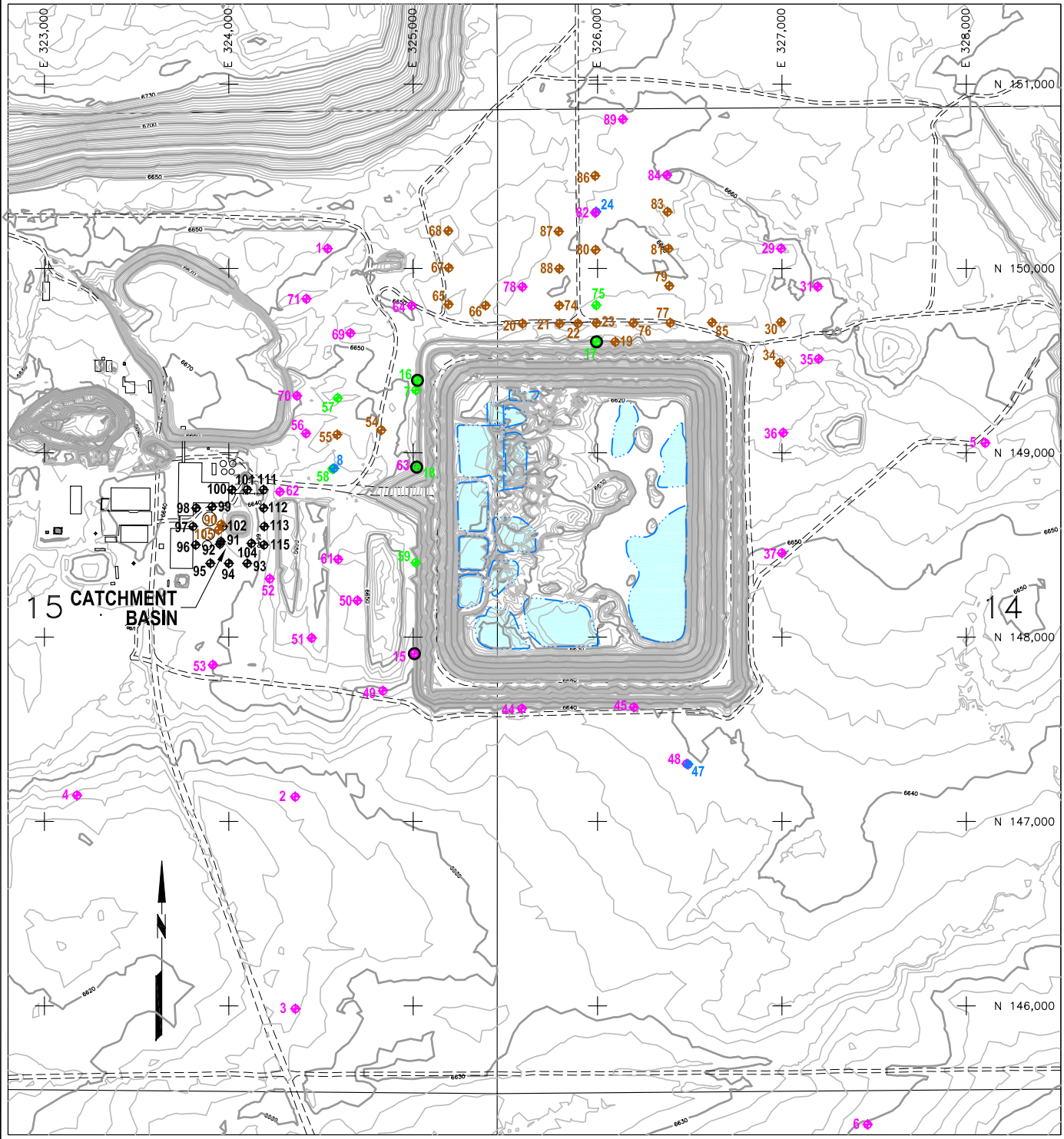

SCALE IN FEET

0 800

TOPOGRAPHY UPDATED MARCH 2003 BY
ROBERT JACK SMITH & ASSOC. INC.
CONSULTING LAND SURVEYORS
P.O. BOX 1104, 1015 HARSHMAN ST.
RAWLINS, WY 82301

NOTE: ALL WELLS HAVE
A TMW PREFIX (TYP.)

LEGEND

- SHALLOW WELLS (PERCHED)
- DEEP AQUIFER WELLS
- AQUIFER WELLS
- PUMPBACK WELLS, AQUIFER
- COMPLIANCE MONITORING WELLS
- POINT OF COMPLIANCE (POC) WELLS (TAILINGS IMPOUNDMENT)

MFG, Inc.
consulting scientists and engineers

TAILINGS CELL MONITOR WELL MAP

Date:	FEBRUARY 2005
Project:	06-442\REP2005\
File:	2005-WELLS.dwg

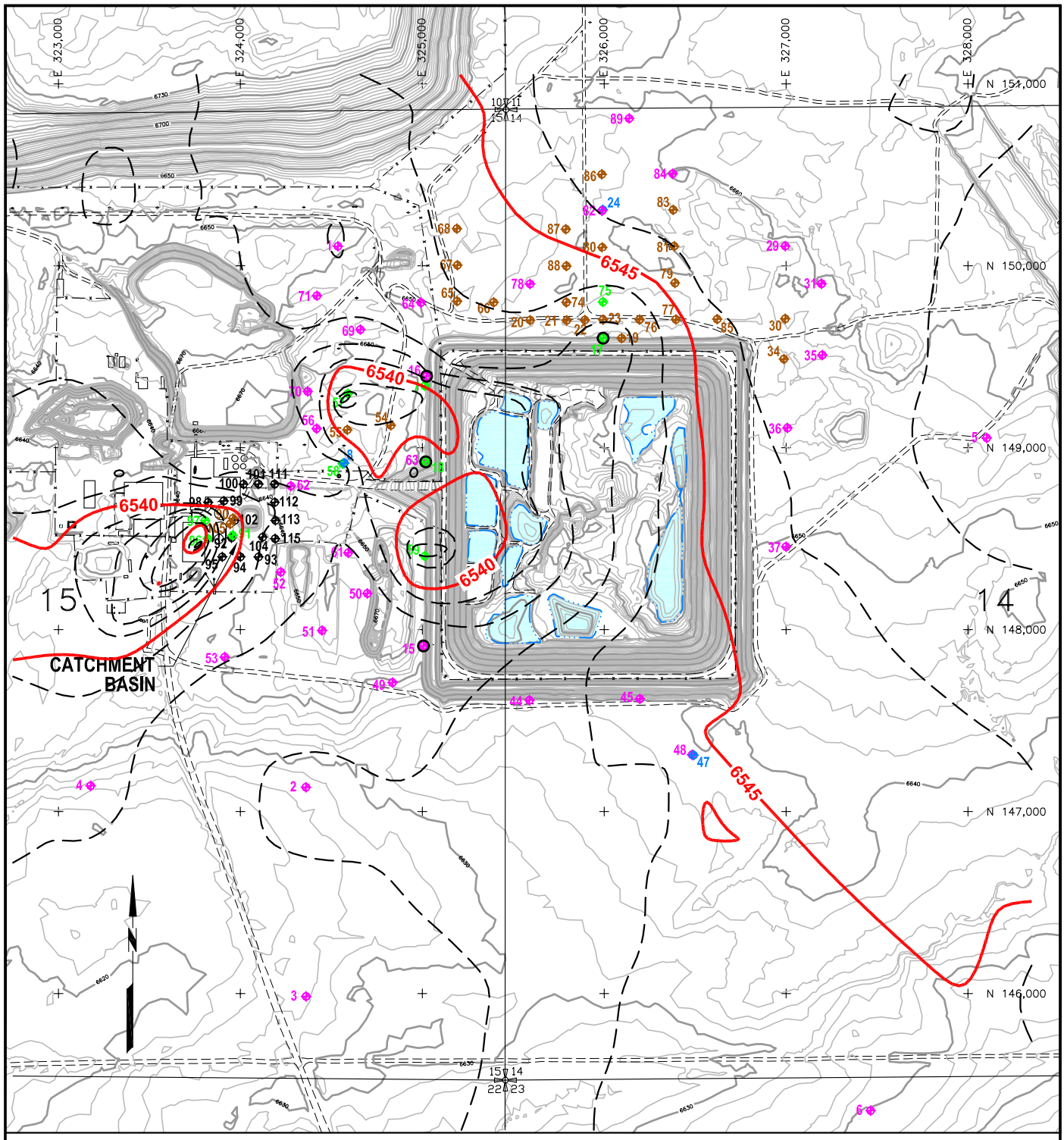

LEGEND

5' GROUNDWATER CONTOUR

1' GROUNDWATER CONTOUR

SHALLOW WELLS (PERCHED)

DEEP AQUIFER WELLS

AQUIFER WELLS

PUMPBACK WELLS, AQUIFER

COMPLIANCE MONITORING WELLS

POINT OF COMPLIANCE (POC) WELLS (TAILINGS IMPOUNDMENT)

SCALE IN FEET

0 800

TOPOGRAPHY UPDATED FEBRUARY 2006
BY ROBERT JACK SMITH & ASSOC. INC.
CONSULTING LAND SURVEYORS
P.O. BOX 1104, 1015 HARSHMAN ST.
RAWLINS, WY 82301

NOTES:

1. ALL WELLS HAVE A TMW PREFIX (TYP.)
2. CONTOURS BASED ON MOST RECENT SAMPLE DATA.
3. CATCHMENT BASIN MONITOR WELLS ARE NOT SHOWN ON THIS MAP BUT ARE SHOWN SEPARATELY SINCE THEY ARE NOT PART OF THE CORRECTIVE ACTION PROGRAM (CAP) AS DEFINED IN LICENSE CONDITION 11.3.

MFG, Inc.
consulting scientists and engineers

SWEETWATER URANIUM FACILITY
DECEMBER 2005 PIEZOMETRIC CONTOUR MAP
2005 CORRECTIVE ACTION PROGRAM REVIEW

Date:	FEBRUARY 2006
Project:	06-442\REP2006\
File:	2006-GW-FIG.dwg

Tailings Monitor Well
and
Catchment Basin Monitoring Well
Data Analysis
&
Control Charts

Tailings Monitor Well
and
Catchment Basin Monitoring Well
Data Analysis
&
Control Charts

KENNECOTT URANIUM COMPANY													
TMW-1													
NORTHING: 150,107.66	Groundwater	2000		2001		2002		2003		2004		2005	
EASTING: 324,536.42	Protection												
ND = Non-detectable	Standard	01/05/00	07/18/00	01/18/01	07/09/01	01/14/02	07/11/02	01/13/03	07/01/03	01/06/04	07/13/04	01/04/05	07/12/05
FIELD PARAMETERS:	(GPS)												
Temperature (C)	as of 5/26/05	8	8	6	9	8		8	8	8	13	10	12
Ph (Standard units)		7.5	7.1	6.4	7.5	7.6		6.9	6.7	7.3	7.3	7.6	7.3
Conductivity (umho/cm)		280	380	260	300	240		280	240	240	200	400	280
TDS													
MAJOR IONS mg/l:													
Alkalinity (CaCO3)		91	105	83	83	82	130	85	81	81	82	99	108
Bicarbonate (HCO3)		111	128	101	102	99.4	158	103	98.2	98.2	101	120	132
Calcium (Ca)		34.6	71.6	22.7	19.2	16.7	100	17.4	16.8	17	20	46.7	60.9
Carbonate (CO3)		-0.1	-0.1	-0.1	-0.1	-1	-1	-1	-1	-1	-1	-1	-1
Chloride (Cl)		5.1	7.21	5.4	3.6	-1	-1	2.2	4.6	-1	4	2	2
Fluoride (F)		0.15	0.12	0.17	0.18	0.2	0.1	0.2	0.2	0.2	0.2	0.2	0.2
Magnesium (Mg)		1.8	4	1	0.9	-1	6	-1	-1	-1	1	2.4	3.6
Nitrate (NO3-N)		-0.1	-0.1	-0.1	-0.1	-0.1	-0.1	-0.1	-0.1	-0.1	-0.1	-0.1	-0.1
Potassium (K)		1.8	2.1	2.2	1	1.1	2.9	2.7	1.1	1	2	1.8	1.7
Silica (SIO2)		11.8	10.6	10.2	12.1	12.8	7.7	10.6	12.2	12	12	12	11
Sodium (Na)		38.8	39.7	34.2	38.1	36.4	32.8	36.6	35.8	36	35	39.4	36.8
Sulfate (SO4)		88.9	152	50.8	44.5	39.6	204	39.2	39	45	47	102	134
NON-METALS:													
Cyanide (CN), total		-0.005	-0.005	-0.005	-0.005	-0.005	-0.005	-0.005	-0.005	-0.005	-0.005	-0.005	-0.005
PHYSICAL PROPERTIES:													
Conductivity (umho/cm)		369	559	285	270	250	678	269	257	256	266	412	500
pH (s.u.)	GPS (6.8)	8.1	7.29	7.95	8.03	7.9	7.93	7.89	8.03	8.03	7.78	7.88	8.06
TDS @ 180 C.	GPS (500)	216	381	138	138	150	460	148	160	130	170	279	290
METALS - DISSOLVED:													
Aluminum (Al)	GPS (1.8)	-0.1	-0.1	-0.1	-0.1	-0.1	-0.1	-0.1	-0.1	-0.1	-0.1	-0.1	-0.1
Arsenic (As)	GPS (.05)	0.001	-0.001	0.002	0.002	0.002	0.001	0.002	0.002	0.002	0.003	0.002	-0.001
Barium (Ba)		-0.1	-0.1	-0.1	-0.1	-0.1	-0.1	-0.1	-0.1	-0.1	-0.1	-0.1	-0.1
Beryllium (Be)	GPS (.01)	-0.01	-0.01	-0.01	-0.01	-0.01	-0.01	-0.01	-0.01	-0.01	-0.01	-0.01	-0.01
Boron (B)		-0.1	-0.1	-0.1	-0.1	-0.1	-0.1	-0.1	-0.1	-0.1	-0.1	-0.1	-0.1
Cadmium (Cd)	GPS (.01)	-0.005	-0.005	-0.005	-0.005	-0.005	-0.005	-0.005	-0.005	-0.005	-0.005	-0.005	-0.005
Chromium (Cr)	GPS (.05)	-0.01	-0.01	-0.01	-0.01	-0.01	-0.01	-0.01	-0.01	-0.01	-0.01	-0.01	-0.01
Cobalt (Co)		-0.0011	-0.0011	-0.001	-0.001	-0.001	0.001	-0.001	-0.001	-0.001	-0.001	-0.001	-0.001
Copper (Cu)		-0.01	-0.01	-0.01	-0.01	-0.01	-0.01	-0.01	-0.01	-0.01	-0.01	-0.01	-0.01
Iron (Fe), Dissolved	GPS (0.6)	-0.1	0.1	-0.1	-0.1	-0.1	0.156	-0.05	-0.05	-0.05	-0.05	-0.05	0.14
Lead (Pb)		-0.01	-0.01	-0.01	-0.01	-0.01	-0.01	-0.01	-0.01	-0.01	-0.01	-0.01	-0.01
Manganese (Mn)	GPS (0.2)	0.02	0.07	0.01	0.01	0.01	0.11	0.01	0.01	-0.01	0.04	0.05	0.07
Mercury (Hg)		-0.0002	0.0004	-0.0002	-0.0002	-0.0002	-0.0002	-0.0002	-0.0002	-0.0002	-0.0002	-0.0002	-0.0002
Molybdenum (Mo)		-0.01	-0.01	-0.01	-0.01	-0.01	-0.01	-0.01	-0.01	-0.01	-0.01	-0.01	-0.01
Nickel (Ni)	GPS (.01)	-0.01	-0.01	-0.01	-0.01	-0.01	0.01	-0.01	-0.01	-0.01	-0.01	-0.01	-0.01
Selenium (Se)	GPS (.01)	-0.001	-0.001	-0.001	-0.001	-0.001	0.001	-0.001	-0.001	-0.001	-0.001	-0.001	-0.001
Silver (Ag)		-0.01	-0.01	-0.01	-0.01	-0.01	-0.01	-0.01	-0.01	-0.01	-0.01	-0.01	-0.01
Thallium (Tl)		-0.01	-0.01	-0.01	-0.01	-0.01	-0.01	-0.01	-0.01	-0.01	-0.01	-0.01	-0.01
Vanadium (V)		-0.1	-0.1	-0.1	-0.1	-0.1	-0.1	-0.1	-0.1	-0.1	-0.1	-0.1	-0.1
Zinc (Z)		-0.01	0.02	-0.01	-0.01	0.06	-0.01	-0.01	0.02	-0.01	0.02	-0.01	-0.01
RADIOMETRIC pCi/l:													
Uranium, natural	GPS (36)	7.9	17	3.7	3.32	0.745	37.0996	2.9	1.5	2.4	6.2	7	13.7
Radium 226		1.3	3.7	1	0.6	1	4.9	1.2	0.8	0.5	0.7	1.4	1.7
Radium Precision +/-		0.3	0.4	0.2	0.2	0.2	0.5	0.3	0.2	0.4	0.2	0.7	0.5
Radium 228		-1	5.2	2.4	-1	1.9	-1	-1	-1	-1	-1	-1	-1
Radium Precision +/-			0.2	1.2		1							
Combined Ra226/228	GPS (5.8)	1.3	8.9	3.4	0.6	2.9	4.9	1.2	0.8	0.5	0.7	1.4	1.7
Thorium 230	GPS (7.0)	-0.2	-0.2	-0.2	-0.2	-0.2	-0.2	-0.2	-0.2	-0.2	-0.2	-0.2	-0.2
Thorium Precision +/-													
Lead (Pb210)	GPS (8.9)	-1	-1	-1	-1	-1	-2.7	-2.7	-2.7	-2.7	-1		-1
Lead Precision +/-													
Gross Alpha	GPS (15)	1.9	3	-1	-1	-1	4.6	1.5	-1	-1	1.5	1.9	4
Gross Alpha Precision +/-		1	1.4				1	1			1	1.4	1.8
QUALITY ASSURANCE DATA:													
TDS A/C Balance (dec. %)		0.9	1.08	0.78	0.81	1.03	1.05	0.91	0.99	0.87	1	1.05	0.92
(LAB: Energy Labs Inc. unless noted.)													

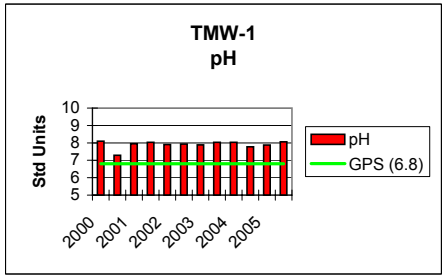

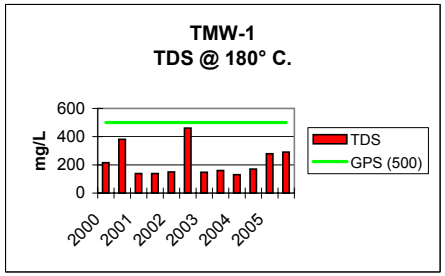

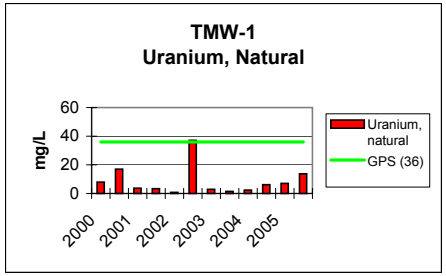

KENNECOTT URANIUM COMPANY													
TMW-2													
NORTHING: 147,133.96	Groundwater	2000		2001		2002		2003		2004		2005	
EASTING: 324,360.13	Protection												
ND = Non-detectable	Standard	01/06/00	07/18/00	01/18/01	07/23/01	01/14/02	07/11/02	01/13/03	07/01/03	01/06/04	07/13/04	01/04/05	07/12/05
FIELD PARAMETERS:	(GPS)												
Temperature (C)	as of 5/26/05	8	8	8	8	8		8	8	8	13	11	13
pH (Std. Units)		7.8	7.5	7.6	7.5	7.7		6.7	6.7	7.2	7.6	7.9	8.5
Cond (umho/cm)		200	180	240	1640	1240		240	260	280	200	260	180
TDS													
MAJOR IONS mg/l:													
Alk-CaC03		84	88	85	88	87	84	88	87	89	84	84	88
Bicarbonate (HCO3)		102	107	104	107	106	102	107	106	108	103	103	107
Calcium (Ca)		21.4	20.9	22.8	23.1	21.4	18	23.3	21.7	26	22	18.7	21.3
Carbonate (CO3)		-0.1	-0.1	-0.1	-1	-1	-1	-1	-1	-1	-1	-1	-1
Chloride (Cl)		4.6	5.95	2.5	3	2.6	-1	-1	5.9	1.2	4	2	2
Fluoride (F)		0.16	0.16	0.17	0.19	0.2	0.2	0.2	0.2	0.2	0.2	0.2	0.2
Magnesium (Mg)		1	0.9	1	1.2	1	-1	1.2	1	1.3	1	0.9	0.9
Nitrate-N (NO3)		-0.1	-0.1	-0.1	-0.1	-0.1	-0.1	-0.1	-0.1	-0.1	-0.1	-0.1	-0.1
Potassium (K)		1.4	1.3	2.1	1.2	1.3	1.5	2.8	1.5	1.5	2	1.3	1.1
Silica (SiO2)		12.7	13	11.4	12.2	13	11.9	11.5	12.8	13	12	13	12
Sodium (Na)		34.7	33.5	32.9	33.3	33.5	37.4	34.1	34.5	32	33	35.6	34.2
Sulfate (SO4)		43.9	41.4	42.2	41.2	41.4	38.3	41.4	42.4	46	42	39	45
NON-METALS:													
Cyanide (CN), total		-0.005	-0.005	-0.005	-0.005	-0.005	-0.005	-0.005	-0.005	-0.005	-0.005	-0.005	-0.005
PHYSICAL PROPERTIES:													
Cond (umho/cm)		268	269	268	278	265	254	280	272	283	265	256	277
pH (s.u.)	GPS (6.8)	8.06	7.28	7.99	8.05	8	8.07	7.99	8.22	8.07	8	8.12	8.2
TDS @ 180 C	GPS (500)	161	170	149	144	162	153	174	167	152	169	173	140
TRACE METALS mg/l:													
Aluminum (Al)	GPS (1.8)	-0.1	-0.1	-0.1	-0.1	-0.1	-0.1	-0.1	-0.1	-0.1	-0.1	-0.1	-0.1
Arsenic (As)	GPS (.05)	0.001	0.002	0.001	0.002	0.002	0.002	0.002	0.002	0.001	0.001	0.002	0.002
Barium (Ba)		-0.1	-0.1	-0.1	-0.1	-0.1	-0.1	-0.1	-0.1	-0.1	-0.1	-0.1	-0.1
Beryllium (Be)	GPS (.01)	-0.01	-0.01	-0.01	-0.01	-0.01	-0.01	-0.01	-0.01	-0.01	-0.01	-0.01	-0.01
Boron (B)		-0.1	-0.1	-0.1	-0.1	-0.1	-0.1	-0.1	-0.1	-0.1	-0.1	-0.1	-0.1
Cadmium (Cd)	GPS (.01)	-0.005	-0.005	-0.005	-0.005	-0.005	-0.005	-0.005	-0.005	-0.005	-0.005	-0.005	-0.005
Chromium (Cr)	GPS (.05)	-0.01	0.01	-0.01	-0.01	-0.01	-0.01	-0.01	-0.01	-0.01	-0.01	-0.01	-0.01
Cobalt (Co)		-0.001	-0.001	-0.001	-0.001	-0.001	-0.001	-0.001	-0.001	-0.001	-0.001	-0.001	-0.001
Copper (Cu)		-0.01	-0.01	-0.01	-0.01	-0.01	-0.01	-0.01	-0.01	-0.01	-0.01	-0.01	-0.01
Iron (Fe)	GPS (0.6)	-0.1	-0.1	-0.1	-0.1	-0.1	-0.1	-0.1	-0.1	-0.1	-0.1	-0.1	-0.1
Lead (Pb)		-0.01	-0.01	-0.01	-0.01	-0.01	-0.01	-0.01	-0.01	-0.01	-0.01	-0.01	-0.01
Manganese (Mn)	GPS (0.2)	0.01	0.01	0.01	0.02	0.01	-0.01	0.01	0.01	0.01	0.01	-0.01	-0.01
Mercury (Hg)		-0.0002	-0.0002	-0.0002	0.0003	-0.0002	-0.0002	-0.0002	-0.0002	-0.0002	-0.0002	-0.0002	-0.0002
Molybdenum (Mo)		-0.01	-0.01	-0.01	-0.01	-0.01	-0.01	-0.01	-0.01	-0.01	-0.01	-0.01	-0.01
Nickel (Ni)	GPS (.01)	-0.01	-0.01	-0.01	-0.01	-0.01	-0.01	-0.01	-0.01	-0.01	-0.01	-0.01	-0.01
Selenium (Se)	GPS (.01)	-0.001	-0.001	-0.001	-0.001	-0.001	-0.001	-0.001	-0.001	-0.001	-0.001	-0.001	-0.001
Silver (Ag)		-0.01	-0.01	-0.01	-0.01	-0.01	-0.01	-0.01	-0.01	-0.01	0.01	-0.01	-0.01
Thallium (Tl)		-0.01	-0.01	-0.01	-0.01	-0.01	-0.01	-0.01	-0.01	-0.01	-0.01	-0.01	-0.01
Vanadium (V205)		-0.1	-0.1	-0.1	-0.1	-0.1	-0.1	-0.1	-0.1	-0.1	-0.1	-0.1	-0.1
Zinc (ZN)		0.02	0.11	-0.01	-0.01	0.05	-0.01	-0.01	0.01	-0.01	-0.01	0.01	0.01
RADIOMETRIC pCi/l:													
Uranium, natural	GPS (36)	0.9	0.609	0.5	1.1	0.406	-0.0003	0.5	0.6	1	1.4	0.3	0.6
Radium 226		-0.2	0.6	1	0.9	1.1	0.6	1.2	0.8	0.9	0.8	-0.2	0.6
Radium Precision +/-			0.2	0.2	0.2	0.2	0.2	0.2	0.2	0.4	0.2		0.3
Radium 228		1.8	-1	2.6	2.2	-1	-1	-1	-1	5.7	-1	-1	-1
Radium Precision +/-		0.2		1.2	1					1.2			
Combined Ra226/228	GPS (5.8)	1.8	0.6	3.6	3.1	1.1	0.6	1.2	0.8	6.6	0.8	0	0.6
Thorium 230	GPS (7.0)	-0.2	-0.2	-0.2	-0.2	-0.2	-0.2	-0.2	-0.2	-0.2	-0.2	-0.2	-0.2
Thorium Precision +/-													
Lead (Pb210)	GPS (8.9)	-1	-1	-1	-1	-1	-2.7	-2.7	-2.7	-2.7	-1	-1	-1
Lead Precision +/-													
Gross Alpha	GPS (15)	-1	1.8	-1	-1	1.4	-1	1.4	-1	1.7	-1	-1	1.6
Gross Alpha Precision +/-			1.3			1		1		1			1.5
QUALITY ASSURANCE DATA:													
TDS A/C Balance (dec. %)		0.94	0.99	0.89	0.85	1.04	0.95	1.03	0.96	0.94	1.01	1.07	0.82
(LAB: Energy Labs Inc. unless noted.)													

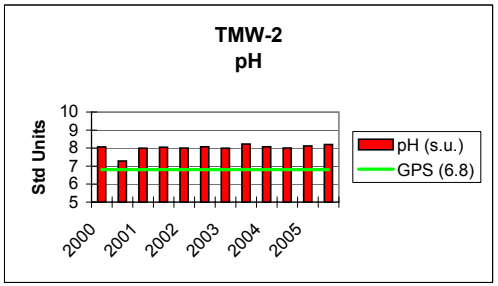

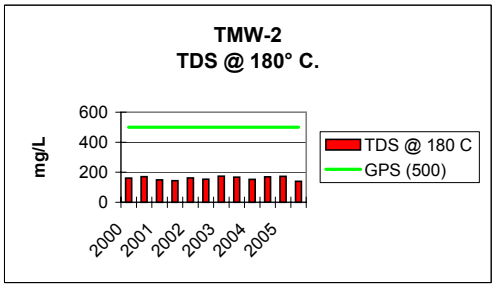

KENNECOTT URANIUM COMPANY													
TMW-3													
NORTHING: 145,984.03	Groundwater	2000		2001		2002		2003		2004		2005	
EASTING: 324,361.03	Protection												
ND = Non-detectable	Standard	01/06/00	07/18/00	01/18/01	07/23/01	01/14/02	07/11/02	01/13/03	07/01/03	01/06/04	07/13/04	01/04/05	07/12/05
FIELD DATA:	(GPS)												
Temperature (C)	as of 5/26/05	8	8	8	8	8	8	8	8	8	15	10	15
pH (Std. Units)		7.8	7.5	7.5	7.4	7.3	6.8	7.2	6.8	7.2	7.4	7.2	7.6
Cond (umho/cm)		210	200	280	300	280	380	260	340	360	280	480	380
TDS (mg/L)													
MAJOR IONS mg/l:													
Alk-CaCO3		86	87	85	86	88	94	88	89	89	90	96	107
Bicarbonate (HCO3)		104	106	1.4	104	107	115	107	109	108	110	117	130
Calcium (Ca)		21.3	24.1	25.3	23.9	27	48.6	28.4	33	32	41	57.2	85.5
Carbonate (CO3)		-0.1	-0.1	-0.1	-1	-1	-1	-1	-1	-1	-1	-1	-1
Chloride (Cl)		5.1	6.21	3.8	1.8	2.5	-1	-1	2.6	-1	6	4	4
Fluoride (F)		0.19	0.18	0.19	0.21	0.2	0.2	0.2	0.2	0.2	0.2	0.2	0.2
Magnesium (Mg)		1.3	1.5	1.4	1.5	1.7	3.4	1.8	2.1	1.9	3	4	7
Nitrate-N (NO3)		-0.1	-0.1	-0.1	-0.1	-0.1	-0.1	-0.1	-0.1	-0.1	-0.1	-0.1	-0.1
Potassium (K)		1.4	1.4	1.9	1.2	1.4	2	2.8	1.7	1.5	2	1.9	2
Silica (SiO2)		12.5	12.8	11.4	11.7	13	12.3	10.9	12.7	13	12	13	13
Sodium (Na)		33.3	33.1	33.7	34.3	34	39.6	35.4	35.8	34	36	38.2	41.6
Sulfate (SO4)		44.9	48.9	51.9	48	60.4	114	61.3	76.7	67	96	134	208
NON-METALS mg/l:													
Cyanide (CN)		-0.005	-0.005	-0.005	-0.005	-0.005	-0.005	-0.005	-0.005	-0.005	-0.005	-0.005	-0.005
PHYSICAL PROPERTIES:													
Cond (umho/cm)		270	288	286	296	304	437	404	348	332	384	481	657
pH (units)	GPS (6.8)	8.03	7.95	7.97	8.06	8	7.97	7.95	8.15	8.03	7.63	8	8.07
TDS (mg/L)	GPS (500)	162	197	163	161	193	282	202	212	188	248	333	402
METALS - DISSOLVED mg/l:													
Aluminum (Al)	GPS (1.8)	-0.1	-0.1	-0.1	-0.1	-0.1	-0.1	-0.1	-0.1	-0.1	-0.1	-0.1	-0.1
Arsenic (As)	GPS (.05)	0.001	0.001	-0.001	0.002	0.002	0.002	0.001	0.002	0.002	0.001	0.001	0.001
Barium (Ba)		-0.1	-0.1	-0.1	-0.1	-0.1	-0.1	-0.1	-0.1	-0.1	-0.1	-0.1	-0.1
Beryllium (Be)	GPS (.01)	-0.01	-0.01	-0.01	-0.01	-0.01	-0.01	-0.01	-0.01	-0.01	-0.01	-0.01	-0.01
Boron (B)		-0.1	-0.1	-0.1	-0.1	-0.1	-0.1	-0.1	-0.1	-0.1	-0.1	-0.1	-0.1
Cadmium (Cd)	GPS (.01)	-0.005	-0.005	-0.005	-0.005	-0.005	-0.005	-0.005	-0.005	-0.005	-0.005	-0.005	-0.005
Chromium (Cr)	GPS (.05)	-0.01	-0.01	-0.01	-0.01	-0.01	-0.01	-0.01	-0.01	-0.01	-0.01	-0.01	-0.01
Cobalt (Co)		-0.001	-0.001	-0.001	-0.001	-0.001	-0.001	-0.001	-0.001	-0.001	-0.001	-0.001	-0.001
Copper (Cu)		-0.01	-0.01	-0.01	-0.01	-0.01	-0.01	-0.01	-0.01	-0.01	-0.01	-0.01	-0.01
Iron (Fe)	GPS (0.6)	-0.1	-0.1	-0.1	-0.1	-0.1	0.093	-0.05	-0.05	-0.05	0.06	0.06	0.24
Lead (Pb)		-0.01	-0.01	-0.01	-0.01	-0.01	-0.01	-0.01	-0.01	-0.01	-0.01	-0.01	-0.01
Manganese (Mn)	GPS (0.2)	0.01	0.01	0.01	0.02	0.01	0.03	0.02	0.02	0.02	0.02	0.04	0.05
Mercury (Hg)		-0.0002	-0.0002	-0.0002	-0.0002	-0.0002	-0.0002	-0.0002	-0.0002	-0.0002	-0.0002	-0.0002	-0.0002
Molybdenum (Mo)		-0.01	-0.01	-0.01	-0.01	-0.01	-0.01	-0.01	-0.01	-0.01	-0.01	-0.01	-0.01
Nickel (Ni)	GPS (.01)	-0.01	-0.01	-0.01	-0.01	-0.01	-0.01	-0.01	-0.01	-0.01	-0.01	-0.01	-0.01
Selenium (Se)	GPS (.01)	-0.001	-0.001	-0.001	-0.001	-0.001	-0.001	-0.001	-0.001	-0.001	-0.001	-0.001	-0.001
Silver (Ag)		-0.01	-0.01	-0.01	-0.01	-0.01	-0.01	-0.01	-0.01	-0.01	-0.01	-0.01	-0.01
Thallium (Tl)		-0.01	-0.01	-0.01	-0.01	-0.01	-0.01	-0.01	-0.01	-0.01	-0.01	-0.01	-0.01
Vanadium (v2O5)		-0.1	-0.1	-0.1	-0.1	-0.1	-0.1	-0.1	-0.1	-0.1	-0.1	-0.1	-0.1
Zinc (ZN)		0.02	0.05	-0.01	-0.01	0.01	-0.01	-0.01	0.02	-0.01	0.02	0.01	-0.01
RADIOMETRIC pCi/l:													
Uranium, natural	GPS (36)	0.5	0.609	0.3	0.6	2.166	-0.2	0.4	0.6	0.6	1.1	0.7	1.5
Radium 226		-0.2	0.5	0.5	0.7	0.8	1	0.8	1.1	0.7	0.9	1	2.4
Radium Precision +/-			0.3	0.3	0.2	0.2	0.2	0.2	0.2	0.4	0.2	0.5	0.5
Radium 228		-1	-1	-1	1.4	-1	-1	-1	-1	-1	-1	1.9	-1
Radium Precision +/-					1							1	
Combined Ra226/228	GPS (5.8)	0	0.5	0.5	2.1	0.8	1	0.8	1.1	0.7	0.9	2.9	2.4
Thorium 230	GPS (7.0)	-0.2	-0.2	-0.2	-0.2	-0.2	-0.2	-0.2	-0.2	-0.2	-0.2	-0.2	-0.2
Thorium Precision +/-													
Lead (Pb210)	GPS (8.9)	4.4	-1	-1	-1	-1	-1	-2.7	-2.7	-2.7	-1	-1	-1
Lead Precision +/-		1.7											
Gross Alpha	GPS (15)	-1	-1	-1	-1	-1	-1	1.2	-1	2.6	1.7	-1	-1
Gross Alpha Precision +/-								1		1	1		
QUALITY ASSURANCE DATA:													
TDS A/C Balance (dec. %)		0.94	1.08	0.9	0.92	1.06	1.01	1.03	0.96	0.99	0.99	1.07	0.94
(LAB: Energy Labs Inc. unless noted.)													

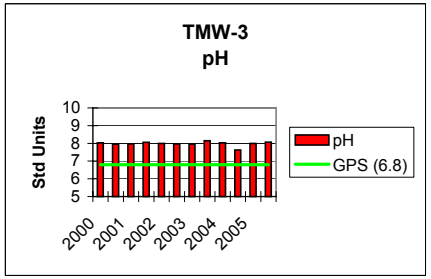

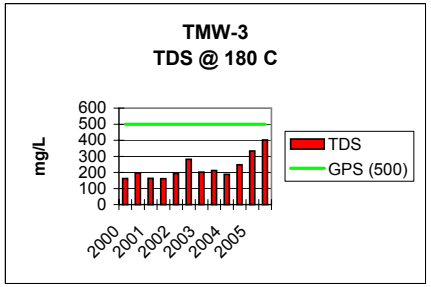

KENNECOTT URANIUM COMPANY																	
TMW-4																	
NORTHING: 147,141.81	Groundwater	2001				2002			2003				2004			2005	
EASTING: 323,176.55	Protection																
ND = Non-detectable	Standard	1/25/01	3/22/01	5/7/01	7/23/01	1/14/02	7/16/02	10/10/02	1/1/03	3/10/03	5/13/03	7/1/03	9/17/03	1/6/04	7/19/04	1/4/05	7/12/05
FIELD PARAMETERS:	(GPS)																
Temperature (C)	as of 5/26/05	8	8	8	8	8	8	8	8	8	8	8	8	8	12	10	14
Ph (Standard units)		6.6	6.7	6.5	6.6	6.5	6.2	6.3	6.3	6.3	6.5	6.1	6.4	8	6.5	6.2	6.7
Conductivity (umho/cm)		820	640	840	760	780	880	840	760	760	500	640	650	800	560	880	500
TDS (mg/l)																	
MAJOR IONS mg/l:																	
Alkalinity (CaCO3)		38	38	46	24	47	24	17	30	41	22	29	42	41	31	30	28
Bicarbonate (HCO3)		46	46	55	29	56.7	28.7	20.1	36	49.4	26.8	35.4	51.2	49.4	37	36	35
Calcium (Ca)		116	117	103	108	117	173	161	108	110	100	100	120	117	103	105	106
Carbonate (CO3)		-0.1	-0.1	-1	-1	-1	-1	-1	-1	-1	-1	-1	-1	-1	-1	-1	-1
Chloride (Cl)		3.5	8.3	5.7	5.1	5.4	8.7	13.1	3.9	4.9	6.5	5.1	8.1	1.9	7	6	4
Fluoride (F)		0.13	0.14	0.14	0.14	0.2	0.2	0.2	0.2	0.2	0.2	0.2	0.3	0.2	0.3	0.3	0.3
Magnesium (Mg)		22	22.7	19.5	22	24	32.5	29.3	22.5	24.2	21.6	22.8	25.7	26	22.8	24	25.9
Nitrate (NO3-N)		-0.1	-0.1	-0.1	-0.1	-0.1	-0.1	-0.1	-0.1	-0.1	-0.1	-0.1	-0.1	-0.1	-0.1	-0.1	-0.1
Potassium (K)		2.8	2.8	2.7	2.6	2.9	3.7	4.4	4.3	3.1	3.4	3	3.2	3	2.8	3.1	3
Silica (SIO2)		16.5	15.5	15.5	15.1	16.8	18.7	19	15.7	16.7	15.2	16.4	17.5	17	16	18	18
Sodium (Na)		43.5	45	42.6	43.4	43.8	49.2	46.5	39.6	45.4	41.3	43.1	42.6	42	41.8	43.7	44.8
Sulfate (SO4)		434	413	418	389	450	700	555	448	398	387	390	436	434	388	410	435
NON-METALS:																	
Cyanide (CN), totals		-0.005	-0.005	-0.005	-0.005	-0.005	-0.005	-0.005	-0.005	-0.005	-0.005	-0.005	-0.005	-0.005	-0.005	-0.005	-0.005
PHYSICAL PROPERTIES:																	
Conductivity (umho/cm)		886	891	813	944	975	1220	1170	1010	922	868	845	944	968	913	864	956
pH (s.u.)	GPS (6.8)	6.73	6.53	6.62	6.63	6.6	6.71	6.43	6.69	6.85	6.81	6.77	6.82	6.86	6.53	6.34	6.32
TDS @ 180° C. mg/l	GPS (500)	655	665	619	691	716	1040	807	716	692	457	641	740	680	731	692	637
METALS-DISSOLVED mg/l:																	
Aluminum (Al)	GPS (1.8)	-0.1	-0.1	-0.1	-0.1	-0.1	-0.1	-0.1	-0.1	-0.1	-0.1	-0.1	-0.1	-0.1	-0.1	-0.1	-0.1
Arsenic (As)	GPS (.05)	0.001	0.002	0.001	0.002	0.002	0.002	0.001	0.002	0.002	0.002	0.001	0.002	0.002	0.002	0.003	0.002
Barium (Ba)		-0.1	-0.1	-0.1	-0.1	-0.1	-0.1	-0.1	-0.1	-0.1	-0.1	-0.1	-0.1	-0.1	-0.1	-0.1	-0.1
Beryllium (Be)	GPS (.01)	-0.01	-0.01	-0.01	-0.01	-0.01	-0.01	-0.01	-0.01	-0.01	-0.01	-0.01	-0.01	-0.01	-0.01	-0.01	-0.01
Boron (B)		-0.1	-0.1	-0.1	-0.1	-0.1	0.11	-0.1	-0.1	0.12	-0.1	-0.1	-0.1	-0.1	-0.1	-0.1	-0.1
Cadmium (Cd)	GPS (.01)	-0.005	-0.005	-0.005	-0.005	-0.005	-0.005	-0.005	-0.005	-0.005	-0.005	-0.005	-0.005	-0.005	-0.005	-0.005	-0.005
Chromium (Cr)	GPS (.05)	-0.01	-0.01	-0.01	-0.01	-0.01	-0.01	-0.01	-0.01	-0.01	-0.01	-0.01	-0.01	-0.01	-0.01	-0.01	-0.01
Cobalt (Co)		0.091	0.098	0.082	0.122	0.105	0.138	0.122	0.118	0.098	0.106	0.104	0.118	0.117	0.098	0.1	0.101
Copper (Cu)		-0.01	-0.01	-0.01	-0.01	-0.01	-0.01	-0.01	-0.01	-0.01	-0.01	-0.01	-0.01	-0.01	-0.01	-0.01	-0.01
Iron (Fe), Dissolved	GPS (0.6)	28.4	28.1	22	25.9	32	36.9	31	26.4	27.3	25.2	25.4	33.1	32	27.2	28.1	28.3
Lead (Pb)		-0.01	-0.01	-0.01	-0.01	-0.01	-0.01	-0.01	-0.01	-0.01	-0.01	-0.01	-0.01	-0.01	-0.01	-0.01	-0.01
Manganese (Mn)	GPS (0.2)	0.52	0.57	0.56	0.73	0.57	0.84	0.72	0.74	0.58	0.61	0.57	0.67	0.66	0.59	0.61	0.58
Mercury (Hg)		-0.0002	-0.0002	-0.0002	-0.0002	-0.0002	-0.0002	-0.0002	-0.0002	-0.0002	-0.0002	-0.0002	-0.0002	-0.0002	-0.0002	-0.0002	-0.0002
Molybdenum (Mo)		-0.01	-0.01	-0.01	-0.01	-0.01	-0.01	-0.01	-0.01	-0.01	-0.01	-0.01	-0.01	-0.01	-0.01	-0.01	-0.01
Nickel (Ni)	GPS (.01)	0.15	0.16	0.13	0.2	0.17	0.21	0.19	0.18	0.13	0.13	0.17	0.15	0.17	0.13	0.16	0.16
Selenium (Se)	GPS (.01)	-0.001	-0.001	-0.001	-0.001	-0.001	-0.001	0.001	-0.001	0.001	-0.001	-0.001	-0.001	-0.001	-0.001	-0.001	-0.001
Silver (Ag)		-0.01	-0.01	-0.01	-0.01	-0.01	-0.01	-0.01	-0.01	-0.01	-0.01	-0.01	-0.01	-0.01	-0.01	-0.01	-0.01
Thallium (Tl)		-0.01	-0.01	-0.01	-0.01	-0.01	-0.01	-0.01	-0.01	-0.01	-0.01	-0.01	-0.01	-0.01	-0.01	-0.01	-0.01
Vanadium (V)		-0.1	-0.1	-0.1	-0.1	-0.1	-0.1	-0.1	-0.1	-0.1	-0.1	-0.1	-0.1	-0.1	-0.1	-0.1	-0.1
Zinc (Z)		0.1	0.1	0.07	0.11	0.13	0.1	0.11	0.12	0.09	0.07	0.12	0.07	0.09	0.07	0.11	0.08
RADIOMETRIC pCi/l:																	
Uranium, natural	GPS (36)	1.85	1.9	2.1	2.2	1.69	4.6036	5.7	2.6	1.9	1.6	2.6	1.7	2.5	3.5	2.9	4.5
Radium 226		1.7	1.8	1.9	2.3	1.7	4.1	3.4	3.2	1.9	1.6	3.6	1.7	2.2	1.8	1.2	3.2
Radium Precision +/-		0.2	0.3	0.3	0.3	0.2	0.3	0.3	0.4	0.3	0.2	0.4	0.3	0.6	0.4	0.5	0.6
Radium 228		4.6	3.8	-1	4.9	5.5	10	11.8	-1	4.8	3.1	-1	6.5	3.7	-1	3.4	2.6
Radium Precision +/-		1.3	1.2		1	1	1.6	1.2		1.1	1.2		1.3	1.2		1	1.1
Combined Ra226/228	GPS (5.8)	6.3	5.6	1.9	7.2	7.2	14.1	12.2	3.2	6.7	4.7	3.6	8.2	5.9	1.8	4.6	5.8
Thorium 230	GPS (7.0)	-0.2	-0.2	-0.2	-0.2	-0.2	-0.2	-0.2	-0.2	-0.2	0.3	-0.2	-0.2	-0.2	-0.2	-0.2	-0.2
Thorium Precision +/-											0.3						
Lead (Pb210)	GPS (8.9)	-1	-1	-1	-1	-2.7	-2.7	-2.7	-2.7	-2.7	-2.7	-2.7	-2.7	-2.7	-1	-1	-1
Lead Precision +/-																	
Gross Alpha	GPS (15)	2.4	1.6	1.6	1.3	2.4	5	2	1	3.9	1.2	-1	4.6	-1	4.6	3.1	5.6
Gross Alpha Precision +/-		1	0.9	1.1	1	1	1	1	0.4	1	1		1.2		1.6	1.6	2
QUALITY ASSURANCE DATA:																	
TDS A/C Balance (dec. %)		0.95	0.98	0.94	1.1	1.01	0.99	0.96	1.03	1.05	0.77	1.06	1.12	1.05	1.2	1.1	0.98
(LAB: Energy Labs Inc. unless noted.)																	

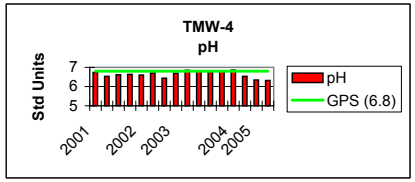

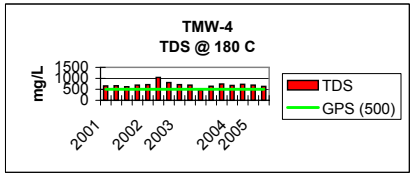

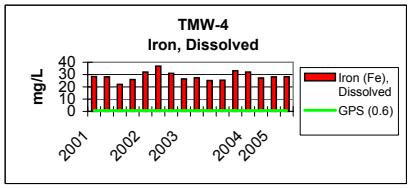

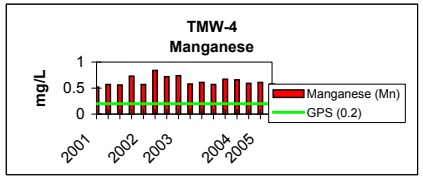

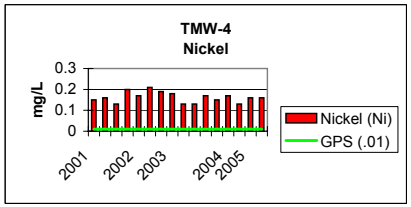

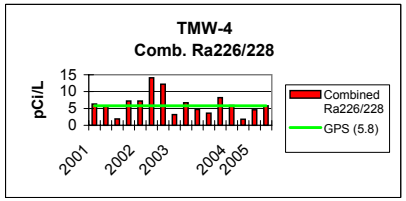

KENNECOTT URANIUM COMPANY													
TMW-5													
NORTHING: 149,053.50	Groundwater	2000		2001		2002		2003		2004		2005	
EASTING: 328,102.80	Protection												
ND=Non-detectable	Standard	1/6/00	7/19/00	1/25/01	7/23/01	1/15/02	7/16/02	1/20/03	7/1/03	1/6/04	7/19/04	1/10/05	7/12/05
FIELD DATA mg/l:	(GPS)												
Temperature (C)	as of 5/26/05	8	8	8	8	8	8	8	8	8	14	14	14
pH (Std. Units)		7.7	7.8	7.6	7.6	7.3	6.8	7.2	7.1	7.4	7.6	7.9	7.5
Cond (umho/cm)		180	180	200	220	240	220	240	240	340	180	260	160
TDS (mg/l)													
MAJOR IONS mg/l:													
Alk-CaCO3		85	87	88	89	88	87	87.5	87	88	84	90	83
Bicarbonate (HCO3)		103	106	107	108	107	106	107	106	107	103	109	101
Calcium (Ca)		19.5	20.9	21.3	20	20.4	19.8	21.3	21.9	22	21.6	23.9	20.3
Carbonate (CO3)		-0.1	-0.1	-0.1	-1	-1	-1	5.2	-1	-1	-1	-1	-1
Chloride (Cl)		3.2	5.86	1.4	-1	3	-1	5.7	7.2	3.9	3	-1	-1
Fluoride (F)		0.2	0.19	0.22	0.22	0.2	0.2	0.2	0.2	0.2	0.2	0.2	0.2
Magnesium (Mg)		0.95	1	1	1	-1	-1	1	1.1	1	1	1.2	1
Nitrate-N (NO3)		-0.1	-0.1	0.14	-0.1	-0.1	-0.1	-0.1	-0.1	-0.1	-0.1	-0.1	-0.1
Potassium (K)		1.4	1.3	1.3	1.1	1.3	1.4	2.7	1.6	1.4	1.3	1.5	1.1
Silica (SiO2)		13.1	13.8	13.4	12.5	13.7	13.4	12.9	13.4	14	13	13	13
Sodium (Na)		29.7	29.9	31.3	30.3	30.2	31.9	37.2	30.9	30	31.3	31.4	31
Sulfate ((SO4)		32.2	31.5	34.1	30.5	31.5	29.1	32.1	35.6	34	30	36	31
NON-METALS:													
Cyanide (CN), totals		-0.005	-0.005	-0.005	-0.005	-0.005	-0.005	-0.005	-0.005	-0.005	-0.005	-0.005	-0.005
PHYSICAL PROPERTIES:													
Cond (umho/cm)		243	249	244	251	240	237	232	258	251	263	256	247
pH (units)	GPS (6.8)	8.05	7.96	8.15	7.94	8	7.94	7.67	8.2	8.1	7.95	8.08	8.16
TDS @ 180º C. (mg/l)	GPS (500)	125	169	153	139	145	164	163	157	131	171	146	130
METALS-DISSOLVED mg/l:													
Aluminum (Al)	GPS (1.8)	-0.1	-0.1	-0.1	-0.1	-0.1	-0.1	-0.1	-0.1	-0.1	-0.1	-0.1	-0.1
Arsenic (As)	GPS (.05)	0.001	0.001	0.001	0.001	0.001	0.001	0.001	0.001	0.001	-0.001	0.001	0.001
Barium (Ba)		-0.1	-0.1	-0.1	-0.1	-0.1	-0.1	-0.1	-0.1	-0.1	-0.1	-0.1	-0.1
Beryllium (Be)	GPS (.01)	-0.01	-0.01	-0.01	-0.01	-0.01	-0.01	-0.01	-0.01	-0.01	-0.01	-0.01	-0.01
Boron (B)		-0.1	-0.1	-0.1	-0.1	-0.1	-0.1	-0.1	-0.1	-0.1	-0.1	-0.1	-0.1
Cadmium (Cd)	GPS (.01)	-0.005	-0.005	-0.005	-0.005	-0.005	-0.005	-0.005	-0.005	-0.005	-0.005	-0.005	-0.005
Chromium (Cr)	GPS (.05)	-0.01	-0.01	-0.01	-0.01	-0.01	-0.01	-0.01	-0.01	-0.01	-0.01	-0.01	-0.01
Cobalt (Co)		-0.001	-0.001	-0.001	-0.001	-0.001	-0.001	-0.001	-0.001	-0.001	-0.001	-0.001	-0.001
Copper (Cu)		-0.01	-0.01	-0.01	-0.01	-0.01	-0.01	-0.01	-0.01	-0.01	-0.01	-0.01	-0.01
Iron (Fe)	GPS (0.6)	-0.1	-0.1	-0.1	-0.1	-0.1	-0.1	-0.1	-0.1	-0.1	-0.1	-0.1	-0.1
Lead (Pb)		-0.01	-0.01	-0.01	-0.01	-0.01	-0.01	-0.01	-0.01	-0.01	-0.01	-0.01	-0.01
Manganese (Mn)	GPS (0.2)	-0.01	-0.01	-0.01	-0.01	-0.01	-0.01	-0.01	-0.01	-0.01	0.01	0.01	-0.01
Mercury (Hg)		-0.0002	-0.0002	-0.0002	-0.0002	-0.0002	-0.0002	-0.0002	-0.0002	-0.0002	-0.0002	-0.0002	-0.0002
Molybdenum (Mo)		-0.01	-0.01	-0.01	-0.01	-0.01	-0.01	-0.01	-0.01	-0.01	-0.01	-0.01	-0.01
Nickel (Ni)	GPS (.01)	-0.01	-0.01	-0.01	-0.01	-0.01	-0.01	-0.01	-0.01	-0.01	-0.01	-0.01	-0.01
Selenium (Se)	GPS (.01)	-0.001	-0.001	-0.001	-0.001	-0.001	-0.001	-0.001	-0.001	-0.001	-0.001	-0.001	-0.001
Silver (Ag)		-0.01	-0.01	-0.01	-0.01	-0.01	-0.01	-0.01	-0.01	-0.01	-0.01	-0.01	-0.01
Thallium (Tl)		-0.01	-0.01	-0.01	-0.01	-0.01	-0.01	-0.01	-0.01	-0.01	-0.01	-0.01	-0.01
Vanadium (V205)		-0.1	-0.1	-0.1	-0.1	-0.1	-0.1	-0.1	-0.1	-0.1	-0.1	-0.1	-0.1
Zinc (Zn)		-0.01	0.01	0.02	-0.01	-0.01	-0.01	-0.01	0.02	-0.01	-0.01	-0.01	-0.01
RADIOMETRIC pCi/l:													
Uranium, natural	GPS (36)	0.4	0.489	0.309	0.4	0.2708	1.2186	1	0.4	0.5	1.5	0.5	0.5
Radium 226		0.7	1.1	1.1	0.9	0.9	0.7	0.8	1.1	0.7	1	0.8	0.6
Radium Precision +/-		0.2	0.2	0.2	0.2	0.2	0.2	0.2	0.2	0.4	0.3	0.4	0.4
Radium 228		-1	-1	1.9	1.7	2.2	-1	-1	-1	2.2	-1	-1	-1
Radium Precision +/-				1.2	1	1				1.1			
Combined Ra226/228	GPS (5.8)	0.7	1.1	3	2.6	3.1	0.7	0.8	1.1	2.9	1	0.8	0.6
Thorium 230	GPS (7.0)	-0.2	-0.2	-0.2	-0.2	-0.2	-0.2	-0.2	-0.2	-0.2	-0.2	-0.2	-0.2
Thorium Precision +/-													
Lead (Pb210)	GPS (8.9)	-1	-1	-1	-1	-1	-2.7	-2.7	-2.7	-2.7	-1	-1	-1
Lead Precision +/-													
Gross Alpha	GPS (15)	-1	-1	-1	-1	-1	-1	1.9	-1	-1	-1	-1	-1
Gross Alpha Precision +/-								1					
QUALITY ASSURANCE DATA:													
TDS A/C Balance (dec. %)		0.82	1.07	0.97	0.92	1.02	1.09	0.97	0.95	0.91	1.13	0.91	0.88
(LAB: Energy Labs Inc. unless noted.)													

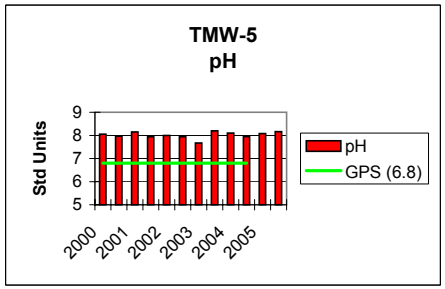

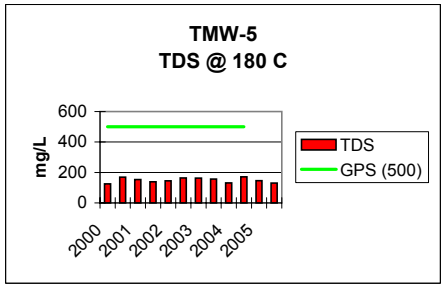

KENNECOTT URANIUM COMPANY															
TMW-6															
NORTHING: 145,356.25	Groundwater	2000		2001			2002		2003		2004		2005		
'EASTING: 327,464.50	Protection														
ND = Non-detectable	Standard	01/06/00	07/19/00	01/25/01	05/07/01	07/23/01	01/14/02	07/16/02	01/20/03	03/10/03	07/01/03	01/06/04	07/19/04	01/10/05	07/13/05
FIELD PARAMETERS:	(GPS)														
Temperature (C)	as of 5/26/05	8	8	8	8	8	8	8	8	8	8	8	13	11	13
Ph (Standard units)		7.3	7.1	6.8	7.3	7.3	7.2	6.8	6.9	6.8	6.8	8.4	7.7	7.3	7.2
Conductivity (umho/cm)		480	680	740	700	740	840	660	700	700	880	820	500	780	480
TDS (mg/l)															
MAJOR IONS mg/l:															
Alkalinity (CaCO3)		114	146	151	155	151	146	152	150	156	149	152	150	154	150
Bicarbonate (HCO3)		138	178	184	189	184	178	185	182	190	182	185	183	188	183
Calcium (Ca)		84	121	132	128	118	118	134	125	125	133	137	140	142	138
Carbonate (CO3)		-0.1	-0.1	-0.1	-1	-1	-1	-1	-1	-1	-1	-1	-1	-1	-1
Chloride (Cl)		6.6	8.47	10.8	8.6	4.5	5.8	10.5	10.9	5	9.2	9.8	7	5	9
Fluoride (F)		0.17	0.14	0.17	0.14	0.17	0.2	0.1	0.2	0.2	0.2	0.2	0.2	0.2	0.1
Magnesium (Mg)		6.5	9.5	10.7	9.9	9.8	9.5	11.2	10.4	10	11.4	11	11.5	12.1	12
Nitrate (NO3-N)		-0.1	-0.1	-0.1	0.28	-0.1	-0.1	-0.1	-0.1	-0.1	-0.1	-0.1	-0.1	-0.1	-0.1
Potassium (K)		2.6	2.9	3	3	2.7	2.8	3.2	3.7	3.7	3.4	3	3	3.4	2.5
Silica (SIO2)		12.2	13.6	13.3	13.8	12.5	13.6	13.4	12.6	12.1	13.2	14	13	13	15
Sodium (Na)		34.9	38.5	41.6	40.9	39.9	38.7	41.9	43.9	39.4	40.6	39	41.8	41.4	42
Sulfate (SO4)		185	250	299	252	248	259	298	266	266	302	294	289	300	305
NON-METALS:															
Cyanide (CN) (mg/l)		-0.005	-0.005	-0.005	-0.005	-0.005	-0.005	-0.005	-0.005	-0.005	-0.005	-0.005	-0.005	-0.005	-0.005
PHYSICAL PROPERTIES:															
Conductivity (umho/cm)		626	792	830	819	831	784	853	797	841	875	852	907	861	848
pH	GPS (6.8)	7.96	7.86	8.07	7.86	7.96	7.9	7.99	7.76	7.88	7.95	8.03	7.54	7.87	7.87
TDS @ 180° C. (mg/l)	GPS (500)	402	582	576	582	576	551	609	589	553	621	568	663	608	616
METALS-DISSOLVED mg/l:															
Aluminum (Al)	GPS (1.8)	-0.1	-0.1	-0.1	-0.1	-0.1	-0.1	-0.1	-0.1	-0.1	-0.1	-0.1	-0.1	-0.1	-0.1
Arsenic (As)	GPS (.05)	-0.001	-0.001	-0.001	-0.001	-0.001	-0.001	-0.001	-0.001	-0.001	-0.001	-0.001	-0.001	-0.001	-0.001
Barium (Ba)		-0.1	-0.1	-0.1	-0.1	-0.1	-0.1	-0.1	-0.1	-0.1	-0.1	-0.1	-0.1	-0.1	-0.1
Beryllium (Be)	GPS (.01)	-0.01	-0.01	-0.01	-0.01	-0.01	-0.01	-0.01	-0.01	-0.01	-0.01	-0.01	-0.01	-0.01	-0.01
Boron (B)		-0.1	-0.1	-0.1	-0.1	-0.1	-0.1	-0.1	-0.1	-0.1	-0.1	-0.1	-0.1	-0.1	-0.1
Cadmium (Cd)	GPS (.01)	-0.005	-0.005	-0.005	-0.005	-0.005	-0.005	-0.005	-0.005	-0.005	-0.005	-0.005	-0.005	-0.005	-0.005
Chromium (Cr)	GPS (.05)	-0.01	-0.01	-0.01	-0.01	-0.01	-0.01	-0.01	-0.01	-0.01	-0.01	-0.01	-0.01	-0.01	-0.01
Cobalt (Co)		-0.001	-0.001	-0.001	-0.001	-0.001	-0.001	-0.001	-0.001	-0.001	-0.001	-0.001	-0.001	-0.001	-0.001
Copper (Cu)		-0.01	-0.01	-0.01	-0.01	-0.01	-0.01	-0.01	-0.01	-0.01	-0.01	-0.01	-0.01	-0.01	-0.01
Iron (Fe), Dissolved	GPS (0.6)	0.17	-0.1	0.21	-0.1	0.21	0.237	-0.05	0.185	0.168	-0.05	0.18	0.12	-0.05	-0.05
Lead (Pb)		-0.01	-0.01	-0.01	-0.01	-0.01	-0.01	-0.01	-0.01	-0.01	-0.01	-0.01	-0.01	-0.01	-0.01
Manganese (Mn)	GPS (0.2)	0.07	0.08	0.08	0.09	0.1	0.07	0.09	0.09	0.09	0.09	0.09	0.09	0.09	0.09
Mercury (Hg)		-0.0002	-0.0002	-0.0002	-0.0002	-0.0002	-0.0002	-0.0002	-0.0002	-0.0002	-0.0002	-0.0002	-0.0002	-0.0002	-0.0002
Molybdenum (Mo)		-0.01	-0.01	-0.01	-0.01	-0.01	-0.01	-0.01	-0.01	-0.01	-0.01	-0.01	-0.01	-0.01	-0.01
Nickel (Ni)	GPS (.01)	-0.01	-0.01	-0.01	-0.01	-0.01	-0.01	-0.01	-0.01	-0.01	-0.01	-0.01	-0.01	-0.01	-0.01
Selenium (Se)	GPS (.01)	-0.001	-0.001	-0.001	-0.001	-0.001	-0.001	-0.001	-0.001	-0.001	-0.001	-0.001	-0.001	0.001	-0.001
Silver (Ag)		-0.01	-0.01	-0.01	-0.01	-0.01	-0.01	-0.01	-0.01	-0.01	-0.01	-0.01	-0.01	-0.01	-0.01
Thallium (Tl)		-0.01	-0.01	-0.01	-0.01	-0.01	-0.01	-0.01	-0.01	-0.01	-0.01	-0.01	-0.01	-0.01	-0.01
Vanadium (V)		-0.1	-0.1	-0.1	-0.1	-0.1	-0.1	-0.1	-0.1	-0.1	-0.1	-0.1	-0.1	-0.1	-0.1
Zinc (Z)		-0.01	0.01	0.04	-0.01	-0.01	-0.01	-0.01	0.01	-0.01	-0.01	-0.01	0.02	-0.01	-0.01
RADIOMETRIC pCi/l:															
Uranium, natural	GPS (36)	0.9	1.87	2.52	2.2	0.3	2.0987	3.2496	2.8	2.5	3.6	2.4	3.3	3.7	3.3
Radium 226		2.1	3.3	3.3	3.3	2.6	2.9	3.2	3.5	5.1	3.8	3.5	3.2	3.1	3.3
Radium Precision +/-		0.3	0.3	0.3	0.4	0.3	0.3	0.3	0.4	0.4	0.4	0.7	0.5	0.7	0.7
Radium 228		1.8	7.5	-1	-1	4.6	5.1	4.5	-1	4.9	-1	7.9	7.4	4.4	2.2
Radium Precision +/-		0.2	0.8			1	1	1.4		1.1		1.3	2.1	1	1.2
Combined Ra226/228	GPS (5.8)	3.9	10.8	3.3	3.3	7.2	8	7.7	3.5	6	3.8	11.4	10.6	7.5	5.5
Thorium 230	GPS (7.0)	-0.2	-0.2	-0.2	-0.2	-0.2	-0.2	-0.2	-0.2	-0.2	-0.2	-0.2	-0.2	-0.2	-0.2
Thorium Precision +/-															
Lead (Pb210)	GPS (8.9)	-1	-1	-1	-1	-1	-2.7	-2.7	-2.7	-2.7	-2.7	-2.7	-1	-1	-1
Lead Precision +/-															
Gross Alpha	GPS (15)	-1	2.3	3.4	3.2	4.6	4.2	2.3	4.8	6.6	3.3	3.7	4.6	2.6	4.2
Gross Alpha Precision +/-			1.3	1.1	1.4	1	1.2	1	1	1.2	1	1.2	1.6	1.2	1.5
QUALITY ASSURANCE DATA:															
TDS A/C Balance (dec. %)		1	1.09	0.95	1.05	1.09	1.05	1	1.04	0.99	1.02	0.97	1.11	1	1
(LAB: Energy Labs Inc. unless noted.)															

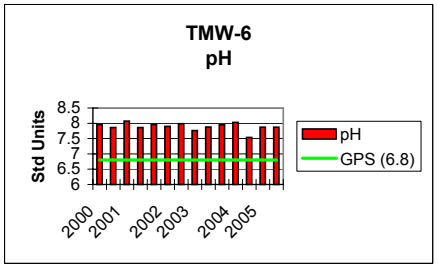

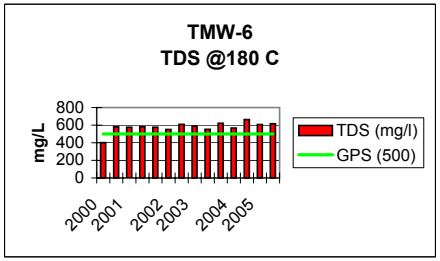

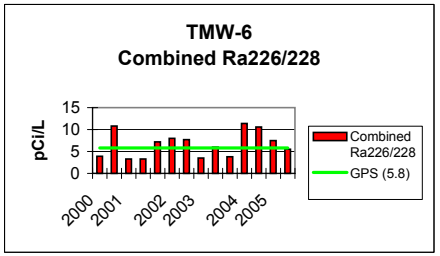

KENNECOTT URANIUM COMPANY											
TMW-7											
NORTHING: 149,339.65 EASTING: 325,014.01	Groundwater Protection	2003		2004				2005			
ND = Non-detectable	Standard	8/26/03	10/20/03	1/5/04	4/5/04	7/12/04	10/7/04	1/5/05	4/6/05	7/11/05	11/7/05
FIELD DATA mg/l:	(GPS)										
Temperature (C)	as of 5/26/05	8	8	6	11	14	11	9	11	18	9.5
pH (Std. Units)		6.8	6.5	6.7	6.8	6.6	6.7	6.6	6.6	6.6	7.06
Cond. (umho/cm)		700	780	940	800	860	680	1040	740	680	680
TDS											
MAJOR IONS mg/l:											
Alk-CaCO3		169	157	169	178	169	167	171	173	169	170
Bicarbonate (HCO3)		206	192	206	217	206	203	208	211	206	207
Calcium (Ca)		142	150	176	192	182	188	173	180	180	156
Carbonate (CO3)		-1	-1	-1	-1	-1	-1	-1	-1	-1	-1
Chloride (Cl)		17.7	13.9	55	21.4	23	23	21	23	22	22
Fluoride (F)		0.1	0.1	0.1	-0.1	-0.1	-0.1	0.1	-1	0.1	-0.1
Magnesium (Mg)		10.4	10	12	12.2	12	12.4	11.6	11.8	12.6	11.8
Nitrate-N (NO3)		-0.1	-0.1	-0.1	-0.1	-0.1	-0.1	-0.1	-0.1	-0.1	-0.1
Potassium (K)		5.6	3.8	4	3.9	4	3.8	3.6	3.7	3.6	3.3
Silica (SiO2)		14.9	17.8	18	18.3	18	19	18	18	18	17
Sodium (Na)		67.3	47	50	52.3	51	53.2	48.5	49.9	49.2	46.4
Sulfate (SO4)		360	342	364	404	396	395	371	366	377	340
NON-METALS:											
Cyanide (CN)		-0.005	-0.005	-0.005	-0.005	-0.005	-0.005	-0.005	-0.005	-0.005	-0.005
PHYSICAL PROPERTIES:											
Cond (umho/cm)		1000	969	1050	1120	1050	1070	1050	1040	1100	1070
pH	GPS (6.8)	7.94	7.97	7.97	7.39	7.46	7.44	7.56	7.88	7.58	7.62
TDS @ 180° C.	GPS (500)	711	679	741	811	806	787	807	728	762	753
METALS-DISSOLVED mg/l:											
Aluminum (Al)	GPS (1.8)	-0.1	-0.1	-0.1	-0.1	-0.1	-0.1	-0.1	-0.1	-0.1	-0.1
Arsenic (As)	GPS (.05)	0.005	0.002	0.001	-0.001	-0.001	-0.001	-0.001	-0.001	-0.001	-0.001
Barium (Ba)		-0.1	-0.1	-0.1	-0.1	-0.1	-0.1	-0.1	-0.1	-0.1	-0.1
Beryllium (Be)	GPS (.01)	-0.01	-0.01	-0.01	-0.01	-0.01	-0.01	-0.01	-0.01	-0.01	-0.01
Boron (B)		-0.1	-0.1	-0.1	-0.1	-0.1	-0.1	-0.1	-0.1	-0.1	-0.1
Cadmium (Cd)	GPS (.01)	-0.005	-0.005	-0.005	-0.005	-0.005	-0.005	-0.005	-0.005	-0.005	-0.005
Chromium (Cr)	GPS (.05)	-0.01	-0.01	-0.01	-0.01	-0.01	-0.01	-0.01	-0.01	-0.01	-0.01
Cobalt (Co)		-0.001	-0.001	-0.001	-0.001	-0.001	-0.001	-0.001	-0.001	-0.001	-0.001
Copper (Cu)		-0.01	-0.01	-0.01	-0.01	-0.01	-0.01	-0.01	-0.01	-0.01	-0.01
Iron (Fe)	GPS (0.6)	0.129	0.213	0.46	0.552	0.48	-0.05	0.55	0.56	0.64	0.64
Lead (Pb)		-0.01	-0.01	-0.01	-0.01	-0.01	-0.01	-0.01	-0.01	-0.01	-0.01
Manganese (Mn)	GPS (0.2)	0.12	0.18	0.16	0.18	0.18	0.18	0.18	0.16	0.2	0.21
Mercury (Hg)		-0.0002	-0.0002	-0.0002	-0.0002	-0.0002	-0.0002	-0.0002	-0.0002	-0.0002	-0.0002
Molybdenum (Mo)		-0.01	-0.01	-0.01	-0.01	-0.01	-0.01	-0.01	-0.01	-0.01	-0.01
Nickel (Ni)	GPS (.01)	-0.01	-0.01	-0.01	-0.01	-0.01	-0.01	-0.01	-0.01	-0.01	-0.01
Selenium (Se)	GPS (.01)	-0.001	-0.001	-0.001	-0.001	0.001	-0.001	-0.001	0.001	-0.001	-0.001
Silver (Ag)		-0.01	-0.01	-0.01	-0.01	-0.01	-0.01	-0.01	-0.01	-0.01	-0.01
Thallium (Tl)		-0.01	-0.01	-0.01	-0.01	-0.01	-0.01	-0.01	-0.01	-0.01	-0.01
Vanadium (V2O5)		-0.1	-0.1	-0.1	-0.1	-0.1	-0.1	-0.1	-0.1	-0.1	-0.1
Zinc (ZN)		0.03	-0.01	0.02	-0.01	-0.01	-0.01	-0.01	-0.01	-0.01	-0.01
RADIOMETRIC pCi/l:											
Uranium, natural	GPS (36)	7.1	4.3	1.3	2	2.6	3	2.8	3.1	3.2	3.7
Radium 226		1.7	1.5	1.5	1.1	1.5	1.8	1.2	1.4	1.8	1.9
Radium Precision +/-		0.3	0.2	0.4	0.4	0.4	0.5	0.5	0.5	0.5	0.5
Radium 228		-1	-1	-1	5.1	6.4	2.7	3.8	2.7	4.1	2.8
Radium Precision +/-					1.5	1.5	1.1	1	1.3	0.9	1
Combined Ra226/228	GPS (5.8)	1.7	1.5	1.5	6.2	7.9	4.5	5	4.1	5.9	4.7
Thorium 230	GPS (7.0)	-0.2	-0.2	-0.2	-0.2	-0.2	-0.2	-0.2	-0.2	-0.2	-0.2
Thorium Precision +/-											
Lead (Pb210)	GPS (8.9)	-2.7	-2.7	-2.7	-1	-1	-1	-1	-1	-1	-1
Lead Precision +/-											
Gross Alpha	GPS (15)	1.7	2.6	3	3.4	1.9	-1	2.8	1.8	5	1.8
Gross Alpha Precision +/-		1	1.1	1.1	1.2	1		1.5	2.3	1.9	1
QUALITY ASSURANCE DATA:											
TDS A/C Balance (dec. %)		0.98	1.03	0.97	1.02	1.02	0.99	1.08	0.96	1	1.08
(LAB: Energy Labs Inc. unless noted.)											

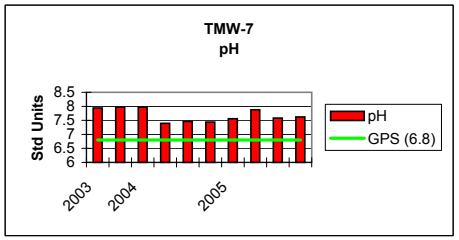

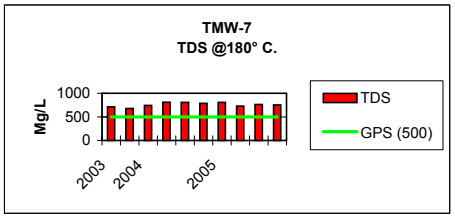

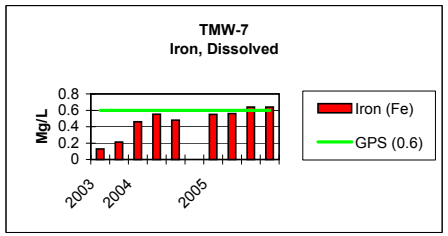

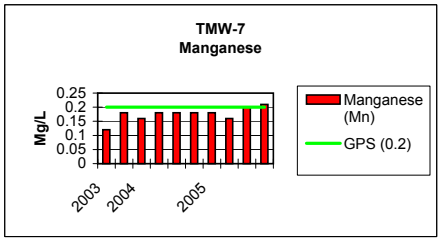

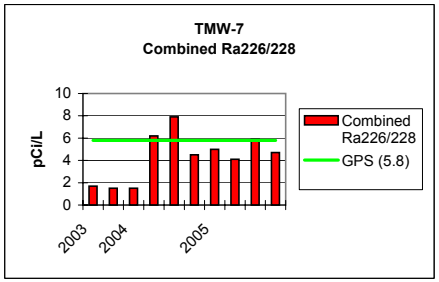

KENNECOTT URANIUM COMPANY													
TMW-8													
NORTHING: 148,912.15	Groundwater	2000		2001		2002		2003		2004		2005	
EASTING: 324,561.80	Protection												
ND = Non-detectable	Standard	01/05/00	07/19/00	07/25/01	10/02/01	01/14/02	07/16/02	01/20/03	07/14/03	01/13/04	07/20/04	01/10/05	07/13/05
FIELD DATA mg/l:	(GPS)												
Temperature (C)	as of 5/26/05	8	8	8	8	8	8	8	8	8	14	13	14
pH (Std. Units)		7.3	7.2	7.3	7.3	7.2	6.6	6.9	6.7	8.8	7.2	7.1	7.5
Cond (umho/cm)		240	280	280	300	300	280	300	280	280	240	260	180
TDS													
MAJOR IONS mg/l:													
Alk-CaC03		95	83	85	86	85	85	85	85	86	84	84	83
Bicarbonate (HCO3)		116	101	103	104	103	103	103	103	104	102	103	101
Calcium (Ca)		27.6	27.6	27	27	26.9	27.7	27.2	25.9	33.7	26.7	25.3	24.2
Carbonate (CO3)		-0.1	-0.1	-1	-1	-1	-1	-1	-1	-1	-1	-1	-1
Chloride (Cl)		1	7.98	10.1	4.2	4.5	-1	6	-1	14.7	3	-1	4
Fluoride (F)		0.19	0.19	0.22	0.2	0.2	0.2	0.2	0.2	0.2	0.2	0.2	0.2
Magnesium (Mg)		0.95	1	1.4	1	-1	1	1	-1	1.2	1	1	0.9
Nitrate-N (NO3)		-0.1	-0.1	-0.1	-0.1	-0.1	-0.1	-0.1	-0.1	-0.1	-0.1	-0.1	-0.1
Potassium (K)		1.7	1.4	2.9	1.5	1.5	1.7	2.3	1.5	6.3	1.4	1.6	0.8
Silica (SiO2)		12.2	12.7	12.6	12.4	12.7	12.4	11.7	12.3	13.8	12	12	13
Sodium (Na)		38.2	36.8	35	38.4	36.8	39.3	41.6	37.7	42.2	37.5	36.5	36.3
Sulfate (SO4)		68.1	66.7	58.8	58.3	63.6	64.1	63.3	58.8	81	56	53	52
NON-METALS mg/L:													
Cyanide (CN)		-0.005	-0.005	-0.005	-0.005	-0.005	-0.005	-0.005	-0.005	-0.005	-0.005	-0.005	-0.005
PHYSICAL PROPERTIES:													
Cond (umho/cm)		323	322	312	313	312	309	302	316	312	335	290	280
pH (units)	GPS (6.8)	7.9	7.8	7.9	7.7	7.8	7.97	7.5	8.07	8.08	7.88	8.03	8.04
TDS @ 180° C. (mg/L)	GPS (500)	182	225	225	205	183	203	223	170	194	213	161	182
METALS - DISSOLVED mg/L:													
Aluminum (Al)	GPS (1.8)	-0.1	-0.1	-0.1	-0.1	-0.1	-0.1	-0.1	-0.1	-0.1	-0.1	-0.1	-0.1
Arsenic (As)	GPS (.05)	0.002	0.002	0.002	0.0021	0.002	0.002	0.002	0.002	0.001	0.002	0.002	0.002
Barium (Ba)		-0.1	-0.1	-0.1	-0.1	-0.1	-0.1	-0.1	-0.1	-0.1	-0.1	-0.1	-0.1
Beryllium (Be)	GPS (.01)	-0.01	-0.01	-0.01	-0.01	-0.01	-0.01	-0.01	-0.01	-0.01	-0.01	-0.01	-0.01
Boron (B)		-0.1	-0.1	-0.1	-0.1	-0.1	-0.1	-0.1	-0.1	-0.1	-0.1	-0.1	-0.1
Cadmium (Cd)	GPS (.01)	-0.005	-0.005	-0.005	-0.005	-0.005	-0.005	-0.005	-0.005	-0.005	-0.005	-0.005	-0.005
Chromium (Cr)	GPS (.05)	-0.01	-0.01	-0.01	-0.01	-0.01	-0.01	-0.01	-0.01	-0.01	-0.01	-0.01	-0.01
Cobalt (Co)		-0.001	-0.001	-0.001	-0.001	-0.001	-0.001	-0.001	-0.001	-0.001	-0.001	-0.001	-0.001
Copper (Cu)		-0.01	-0.01	-0.01	-0.01	-0.01	-0.01	-0.01	-0.01	-0.01	-0.01	-0.01	-0.01
Iron (Fe)	GPS (0.6)	0.19	0.22	0.15	0.04	0.117	-0.05	0.05	0.076	-0.05	0.23	-0.05	-0.05
Lead (Pb)		-0.01	-0.01	-0.01	-0.01	-0.01	-0.01	-0.01	-0.01	-0.01	-0.01	-0.01	-0.01
Manganese (Mn)	GPS (0.2)	0.09	0.09	0.07	0.068	0.06	0.01	0.04	0.02	-0.01	0.19	-0.01	-0.01
Mercury (Hg)		-0.0002	-0.0002	-0.0002	-0.0002	-0.0002	-0.0002	-0.0002	-0.0002	-0.0002	-0.0002	-0.0002	-0.0002
Molybdenum (Mo)		-0.01	-0.01	-0.01	-0.01	-0.01	-0.01	-0.01	-0.01	-0.01	-0.01	-0.01	-0.01
Nickel (Ni)	GPS (.01)	-0.01	-0.01	-0.01	-0.01	-0.01	-0.01	-0.01	-0.01	-0.01	-0.01	-0.01	-0.01
Selenium (Se)	GPS (.01)	-0.001	-0.001	-0.001	-0.001	-0.001	-0.001	-0.001	-0.001	-0.001	-0.001	-0.001	-0.001
Silver (Ag)		-0.01	-0.01	-0.01	-0.01	-0.01	-0.01	-0.01	-0.01	-0.01	-0.01	-0.01	-0.01
Thallium (Tl)		-0.01	-0.01	-0.01	-0.01	-0.01	-0.01	-0.01	-0.01	-0.01	-0.01	-0.01	-0.01
Vanadium (V205)		-0.1	-0.1	-0.1	-0.1	-0.1	-0.1	-0.1	-0.1	-0.1	-0.1	-0.1	-0.1
Zinc (ZN)		-0.01	-0.01	-0.01	-0.01	-0.01	-0.01	-0.01	-0.01	-0.01	0.04	-0.01	-0.01
RADIOMETRIC pCi/l:													
Uranium, natural	GPS (36)	1.1	0.625	0.9	0.61607	0.6093	0.7447	0.07	2.1	3.3	1	0.6	0.5
Radium 226		-0.2	0.7	0.3	0.3	0.6	0.5	0.6	0.5	0.6	0.6	-0.2	-0.2
Radium Precision +/-			0.2	0.2	0.2	0.3	0.3	0.2	0.3	0.4	0.3		
Radium 228		-1	3.4	-1	-1	5.4	-1	-1	-1	-1	-1	1.8	-1
Radium Precision +/-			0.2			1.7						1	
Combined Ra226/228	GPS (5.8)	0	4.1	0.3	0.3	6	0.5	0.6	0.5	0.6	0.6	1.8	0
Thorium 230	GPS (7.0)	-0.2	-0.2	-0.2	-0.2	-0.2	-0.2	-0.2	-0.2	-0.2	-0.2	-0.2	-0.2
Thorium Precision +/-													
Lead (Pb210)	GPS (8.9)	-1	-1	-1	-1	-1	-1	-1	-1	-2.7	-1	-1	-1
Lead Precision +/-													
Gross Alpha	GPS (15)	-1	-1	-1	-1	-1	-1	1.2	-1	-1	1.1	-1	-1
Gross Alpha Precision +/-								1			1.1		
QUALITY ASSURANCE DATA:													
TDS A/C Balance (dec. %)		0.87	1.09	1.12	1.11	0.98	1.02	1.08	0.89	0.84	1.13	0.88	1.01
(LAB: Energy Labs Inc. unless noted.)													

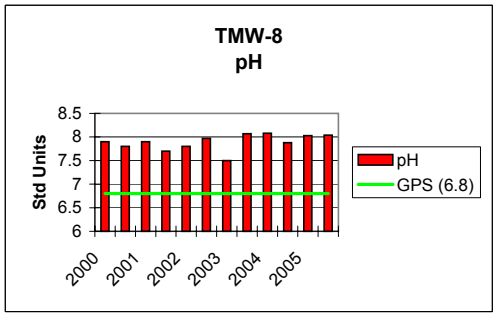

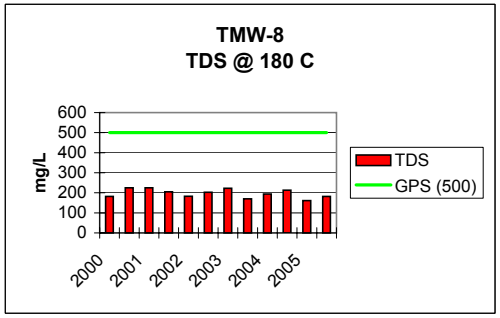

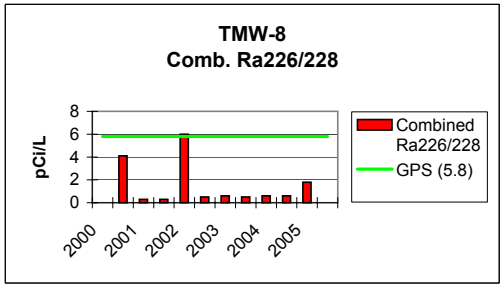

KENNECOTT URANIUM COMPANY													
TMW-15													
NORTHING: 147,910.39	Groundwater	2000		2001		2002		2003		2004		2005	
EASTING: 325,006.29	Protection												
0 = ND or 0	Standard	01/05/00	07/19/00	07/25/01	10/02/01	01/15/02	07/29/02	01/20/03	07/14/03	01/12/04	07/19/04	01/11/05	07/14/05
FIELD DATA mg/l:	(GPS)												
Temperature (C)	as of 5/26/05	8	8	8	8	8	8	8	8	8	13	14	11
pH (Std. Units)		7.3	7.3	7.4	7.4	7.2	6.8	7.2	6.9	8.8	7.3	7.1	7.3
Cond. (umho/cm)		500	600	600	640	600	600	600	540	580	480	600	400
TDS													
MAJOR IONS mg/l:													
Alkalinity (CaCO3)		112	126	128	129	128	127	126	125	123	121	121	123
Bicarbonate (HCO3)		136	154	155	157	156	154	154	152	149	148	148	150
Calcium (Ca)		102	105	100	103	104	98	98.6	100	104	108	106	105
Carbonate (CO3)		-0.1	-0.1	-1	-1	-1	-1	-1	-1	-1	-1	-1	-1
Chloride (Cl)		8.8	10.7	58.5	9.6	8	7.8	8	2.1	7.1	9	12	9
Fluoride (F)		0.16	0.15	0.19	0.2	0.2	0.2	0.2	0.2	0.2	0.2	0.2	0.2
Magnesium (Mg)		8.2	8.4	8.5	8.6	8.3	8.1	8	8	8.6	8.6	8.5	8.6
Nitrate (NO3-N)		-0.1	-0.1	-0.1	-0.1	-0.1	-0.1	-0.1	-0.1	-0.1	-0.1	-0.1	-0.1
Potassium (K)		3.3	2.8	3.2	2.8	2.8	2.6	3.6	3.8	3	3.2	3.4	2.3
Silica (SiO2)		13.7	14.6	14	14.2	14.7	13	13	14	15	15	14	16
Sodium (Na)		36.6	35.7	44.8	37.3	36.2	35.7	38.4	36.6	37.7	38.2	36	36.3
Sulfate (SO4)		224	223	207	211	233	219	209	220	221	216	222	227
NON-METALS:													
Cyanide (CN) mg/L		-0.005	-0.005	-0.005	-0.005	-0.005	-0.005	-0.005	-0.005	-0.005	-0.005	-0.005	-0.005
PHYSICAL PROPERTIES:													
Conductivity (umho/cm)		715	714	711	705	713	692	678	715	711	733	689	684
pH, s.u.	GPS (6.8)	7.96	8	7.92	7.9	8	8.07	7.67	8.11	8.07	7.72	7.67	7.96
Solids, TDS @ 180°C	GPS (500)	450	521	504	490	488	510	502	463	480	519	460	478
METALS DISSOLVED mg/L:													
Aluminum (Al)	GPS (1.8)	-0.1	-0.1	-0.1	-0.1	-0.1	-0.1	-0.1	-0.1	-0.1	-0.1	-0.1	-0.1
Arsenic (As)	GPS (.05)	-0.001	-0.001	-0.001	-0.001	-0.001	-0.001	-0.001	-0.001	-0.001	-0.001	-0.001	-0.001
Barium (Ba)		-0.1	-0.1	-0.1	-0.1	-0.1	-0.1	-0.1	-0.1	-0.1	-0.1	-0.1	-0.1
Beryllium (Be)	GPS (.01)	-0.01	-0.01	-0.01	-0.01	-0.01	-0.01	-0.01	-0.01	-0.01	-0.01	-0.01	-0.01
Boron (B)		-0.1	-0.1	-0.1	-0.1	-0.1	-0.1	-0.1	-0.1	-0.1	-0.1	-0.1	-0.1
Cadmium (Cd)	GPS (.01)	-0.005	-0.005	-0.005	-0.005	-0.005	-0.005	-0.005	-0.005	-0.005	-0.005	-0.005	-0.005
Chromium (Cr)	GPS (.05)	-0.01	-0.01	-0.01	-0.01	-0.01	-0.01	-0.01	-0.01	-0.01	-0.01	-0.01	-0.01
Cobalt (Co)		-0.001	-0.001	-0.001	-0.001	-0.001	-0.001	-0.001	-0.001	-0.001	-0.001	-0.001	-0.001
Copper (Cu)		-0.01	-0.01	-0.01	-0.01	-0.01	-0.01	-0.01	-0.01	-0.01	-0.01	-0.01	-0.01
Iron (Fe)	GPS (0.6)	0.12	0.14	0.12	-0.1	0.109	0.096	0.105	0.108	0.087	0.11	-0.05	0.09
Lead (Pb)		-0.01	-0.01	-0.01	-0.01	-0.01	-0.01	-0.01	-0.01	-0.01	-0.01	-0.01	-0.01
Manganese (Mn)	GPS (0.2)	0.08	0.08	0.07	0.076	0.07	0.07	0.07	0.08	0.08	0.08	0.07	0.07
Mercury (Hg)		-0.0002	-0.0002	-0.0002	-0.0002	-0.0002	-0.0002	-0.0002	-0.0002	-0.0002	-0.0002	-0.0002	-0.0002
Molybdenum (Mo)		-0.01	-0.01	-0.01	-0.01	-0.01	-0.01	-0.01	-0.01	0.03	-0.01	-0.01	-0.01
Nickel (Ni)	GPS (.01)	-0.01	-0.01	-0.01	-0.01	-0.01	-0.01	-0.01	-0.01	-0.01	-0.01	-0.01	-0.01
Selenium (Se)	GPS (.01)	-0.001	-0.001	-0.001	-0.001	-0.001	-0.001	-0.001	-0.001	-0.001	-0.001	-0.001	-0.001
Silver (Ag)		-0.01	-0.01	-0.01	-0.01	-0.01	-0.01	-0.01	-0.01	-0.01	-0.01	-0.01	-0.01
Thallium (Tl)		-0.01	-0.01	-0.01	-0.01	-0.01	-0.01	-0.01	-0.01	-0.01	-0.01	-0.01	-0.01
Vanadium (V)		-0.1	-0.1	-0.1	-0.1	-0.1	-0.1	-0.1	-0.1	-0.1	-0.1	-0.1	-0.1
Zinc (Z)		0.03	0.02	-0.01	-0.01	-0.01	-0.01	-0.01	-0.01	-0.01	-0.01	-0.01	-0.01
RADIOMETRIC pCi/l:													
Uranium, natural	GPS (36)	2	1.57	1.8	1.4217	1.4894	1.8	1.6	2.2	2.5	1.7	1.5	1.5
Radium 226		1.4	2.3	1.5	2.5	2.3	1.4	2.4	1.5	2.8	2.3	1.6	2.9
Radium Precision +/-		0.2	0.3	0.2	0.3	0.2	0.2	0.3	0.2	0.7	0.6	0.5	0.7
Radium 228		5.1	6.5	5.8	-1	7.5	3.9	-1	5.4	6.4	-1	2	4.9
Radium Precision +/-		0.2	0.2	1		1	1		1.7	1		1	1.3
Combined Ra226/228	GPS (5.8)	6.5	8.8	7.3	2.5	9.8	5.3	2.4	6.9	9.2	2.3	3.6	7.8
Thorium 230	GPS (7.0)	-0.2	-0.2	-0.2	-0.2	-0.2	-0.2	-0.2	-0.2	-0.2	-0.2	-0.2	-0.2
Thorium Precision +/-													
Lead (Pb210)	GPS (8.9)	-1	-1	-1	-1	-1	-2.7	-2.7	-2.7	-2.7	-1	-1	-1
Lead Precision +/-													
Gross Alpha minus Rn & U	GPS (15)	-1	-1	2	2.8	2.7	2.7	4.8	2.8	3.4	2.9	1.4	2.5
Gross Alpha Precision +/-				1	1	1	1	1	1	1.3	1.4	1	1.2
QUALITY ASSURANCE DATA:													
TDS A/C Balance (dec. %)		0.97	1.09	0.98	1.08	1.03	1.03	1.1	1	1.05	1.1	0.97	1
(LAB: Energy Labs Inc. unless noted.)													

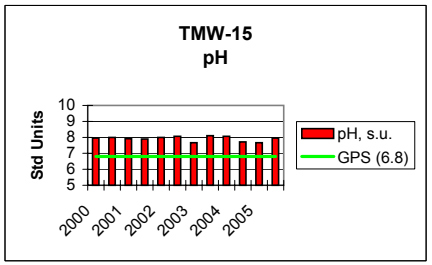

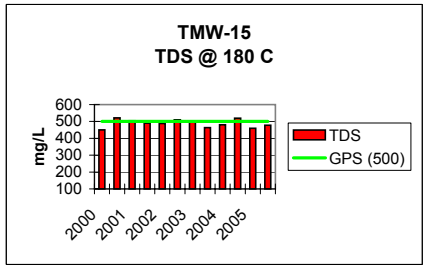

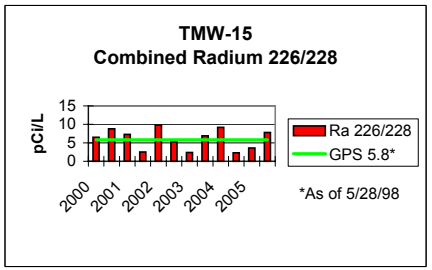

KENNECOTT URANIUM COMPANY																	
TMW-16																	
NORTHING: 149,397.99	Groundwater	2000				2001				2002				2003			2004
EASTING: 325,023.08	Protection																
0 = Non Detectable or 0	Standard	01/04/00	04/04/00	07/12/00	10/03/00	01/10/01	04/03/01	07/02/01	10/02/01	01/08/02	04/08/02	07/31/02	10/03/02	01/07/03	04/07/03	07/14/03	01/12/04
FIELD DATA mg/l:	(GPS)																
Temperature (C)	as of 5/26/05	6	8	8	8	6	8	10	8	8	8	8	8	8	8	8	8
pH (Std. Units)		6.6	6.7	6.5	6.6	6.6	6.7	6.7	6.6	6.7	6.7	8.3	6.8	6.6	6.8	6.5	7.5
Cond. (umho/cm)		1260	1140	1020	1380	1500	1400	1500	1380	1560	1480	580	1080	1080	1140	640	1340
TDS																	
MAJOR IONS mg/l:																	
Alk-CaCO3		244	225	219	199	202	192	230	202	233	1670	93	178	196	181	117	182
Bicarbonate (HCO3)		297	273	267	242	246	234	280	246	284	7.1	108	217	239	221	143	222
Calcium (Ca)		279	313	281	277	303	283	279	290	334	49.3	46.3	195	226	221	115	374
Carbonate (CO3)		-0.1	-0.1	-0.1	-0.1	-0.1	-1	-1	-1	-1	635	2.7	-1	-1	-1	-1	-1
Chloride (Cl)		52.4	63.4	56.2	41.4	55.8	55.1	59.6	63	70.3	171	14.3	41.7	49.6	47.9	13	98.8
Fluoride (F)		-0.1	-0.1	-0.1	-0.1	0.11	0.1	-0.1	0.1	0.1	0.3	0.2	0.1	0.1	0.1	0.1	-0.1
Magnesium (Mg)		27	33.9	27.5	27.4	29.9	28.2	27.2	29	34.8	-1	4.6	16.8	21.4	22.4	8	41.3
Nitrate-N (NO3)		-0.1	-0.1	-0.1	-0.1	-0.1	-0.1	-0.1	-0.1	-0.1	-0.1	-0.1	-0.1	-0.1	-0.1	-0.1	-0.1
Potassium (K)		5.4	5.7	4.6	5.5	5.7	4.6	5.7	4	5	4.9	2.3	3.7	4.3	4.8	4	5.8
Silica (SiO2)		14.1	17.1	15.5	13.3	14.1	15.4	15.7	16	16.3	28.2	12.1	20	14.4	13.5	19	10.3
Sodium (Na)		66.3	75.6	65.5	68.1	69.4	67.6	72	67	71.8	985	79.5	73.6	60.6	59.3	42	83.6
Sulfate (SO4)		681	786	601	585	744	649	621	630	804	550	196	478	512	531	262	932
NON-METALS:																	
Cyanide (CN) mg/L		-0.005	-0.005	-0.005	-0.005	-0.005	-0.005	-0.005	-0.005	-0.005	-0.005	-0.005	0.006	-0.005	-0.005	-0.005	-0.005
PHYSICAL PROPERTIES:																	
Cond (umho/cm)		1820	1850	1770	1720	1760	1680	1760	1760	1840	8780	648	1370	1470	1450	818	2330
pH (units)	GPS (6.8)	7.79	7.81	7.85	7.36	7.56	7.64	7.38	7.4	7.5	12.2	8.65	7.78	7.64	7.34	7.99	7.7
Solids, TDS @ 180°C	GPS (500)	1410	1470	1430	1360	1390	1340	1370	1390	1480	2720	443	970	1110	1100	539	1910
METALS-Dissolved mg/l:																	
Aluminum (Al)	GPS (1.8)	-0.1	-0.1	-0.1	-0.1	-0.1	-0.1	-0.1	-0.1	-0.1	1.1	-0.1	-0.1	-0.1	-0.1	-0.1	-0.1
Arsenic (As)	GPS (.05)	-0.001	-0.001	-0.001	-0.001	0.001	-0.001	-0.001	0.0011	-0.001	0.015	0.003	0.002	0.001	-0.001	0.002	-0.001
Barium (Ba)		-0.1	-0.1	-0.1	-0.1	-0.1	-0.1	-0.1	-0.1	-0.1	-0.1	-0.1	-0.1	-0.1	-0.1	-0.1	-0.1
Beryllium (Be)	GPS (.01)	-0.01	-0.01	-0.01	-0.01	-0.01	-0.01	-0.01	-0.01	-0.01	-0.01	-0.01	-0.01	-0.01	-0.01	-0.01	-0.01
Boron (B)		-0.1	-0.1	-0.1	0.11	-0.1	-0.1	-0.1	-0.1	-0.1	-0.1	-0.1	-0.1	-0.1	-0.1	-0.1	-0.1
Cadmium (Cd)	GPS (.01)	-0.005	-0.005	-0.005	-0.005	-0.005	-0.005	-0.005	-0.005	-0.005	-0.005	-0.005	-0.005	-0.005	-0.005	-0.005	-0.005
Chromium (Cr)	GPS (.05)	-0.01	-0.01	-0.01	-0.01	-0.01	-0.01	-0.01	-0.01	-0.01	-0.01	-0.01	-0.01	-0.01	-0.01	-0.01	-0.01
Cobalt (Co)		0.001	0.001	0.002	0.002	0.001	0.001	0.001	0.0024	0.002	-0.001	-0.001	0.002	0.001	0.002	0.001	0.004
Copper (Cu)		-0.01	-0.01	-0.01	-0.01	-0.01	-0.01	-0.01	-0.01	-0.01	-0.01	-0.01	-0.01	-0.01	-0.01	-0.01	-0.01
Iron (Fe)	GPS (0.6)	0.64	0.45	0.28	0.66	0.81	0.7	0.47	3.7	1.95	-0.05	0.068	-0.05	0.528	0.135	0.514	0.434
Lead (Pb)		-0.01	-0.01	-0.01	-0.01	-0.01	-0.01	-0.01	-0.01	-0.01	0.01	-0.01	-0.01	-0.01	-0.01	-0.01	-0.01
Manganese (Mn)	GPS (0.2)	0.53	0.54	0.46	0.42	0.54	0.47	0.54	0.64	0.63	-0.01	-0.01	0.23	0.52	0.42	0.11	0.59
Mercury (Hg)		-0.0002	-0.0002	-0.0002	-0.0002	-0.0002	-0.0002	-0.0002	-0.0002	-0.0002	-0.0002	0.0046	-0.0002	-0.0002	-0.0002	-0.0002	-0.0002
Molybdenum (Mo)		-0.01	-0.01	-0.01	-0.01	-0.01	-0.01	-0.01	-0.01	-0.01	-0.01	-0.01	-0.01	-0.01	-0.01	-0.01	-0.01
Nickel (Ni)	GPS (.01)	-0.01	-0.01	-0.01	-0.01	0.01	-0.01	-0.01	0.014	0.02	-0.01	-0.01	-0.01	-0.01	-0.01	-0.01	0.01
Selenium (Se)	GPS (.01)	-0.001	-0.001	-0.001	0.005	0.005	0.005	-0.001	0.0019	-0.001	0.002	0.008	0.002	0.001	-0.001	-0.001	0.003
Silver (Ag)		-0.01	-0.01	-0.01	-0.01	-0.01	-0.01	-0.01	-0.01		-0.01	-0.01	-0.01	-0.01	-0.01	-0.01	-0.01
Thallium (Tl)		-0.01	-0.01	-0.01	-0.01	-0.01	-0.01	-0.01	-0.01	-0.01	-0.01	-0.01	-0.01	-0.01	-0.01	-0.01	-0.01
Vanadium (V2O5)		-0.1	-0.1	-0.1	-0.1	-0.1	-0.1	-0.1	-0.1	-0.1	-0.1	-0.1	-0.1	-0.1	-0.1	-0.1	-0.1
Zinc (ZN)		0.01	0.02	0.03	0.02	0.01	0.02	0.06	0.045	0.05	0.03	-0.01	0.01	0.02	-0.01	0.02	0.01
RADIOMETRIC pCi/l:																	
Uranium, natural	GPS (36)	86.7	79.9	83.4	89.4	98.2	94.8	60.2	67.7	60.1176	6.8377	28.5	49.8	46.7	58.7	10.7	383
Radium 226		2.7	3.2	6.4	4	3.6	4.6	4.1	6.5	3.4	3	0.8	5.2	4.1	2.6	2.1	5.8
Radium Precision +/-		0.3	0.3	0.4	0.2	0.3	0.4	0.2	0.5	0.3	0.3	0.2	0.4	0.5	0.3	0.2	0.8
Radium 228		7.8	6.9	7.7	6.5	7.6	6.8	9	5.7	13	5.6	2.5	5.5	3.7	10.3	-1	5.5
Radium Precision +/-		0.2	0.6	0.6	0.4	1.4	1.2	2	1.1	1	1	1	1.2	1	1.8		1
Combined Ra226/228	GPS (5.8)	10.7	10.1	14.1	10.5	11.2	11.4	13.1	12.2	16.4	8.6	3.3	10.7	7.8	12.9	2.1	11.3
Thorium 230	GPS (7.0)	-0.2	-0.2	-0.2	-0.2	-0.2	-0.2	-0.2	-0.2	-0.2	-0.2	-0.2	-0.2	-0.2	-0.2	-0.2	-0.2
Thorium Precision +/-																	
Lead (Pb210)	GPS (8.9)	-1	-1	-1	-1	-1	-1	-1	-1	-1	-2.7	-2.7	-2.7	-2.7	-2.7	-2.7	-2.7
Lead Precision +/-																	
Gross Alpha minus Rn & U	GPS (15)	3.6	7.2	4.4	7.1	6.9	3.1	3.4	7.2	7.3	3.2	2.1	6.7	7.5	10.1	3.4	7.4
Gross Alpha Precision +/-		1.1	0.9	1.4	1.1	1.1	1	1	1.4	1	1	1	1	1.4	2	1.1	1.7
QUALITY ASSURANCE DATA:																	
TDS A/C Balance (dec. %)		1.11	1.03	1.21	1.19	1.03	1.1	1.12	1.14	1.01	0.97	1.07	1.03	1.1	1.09	1	1.16
(LAB: Energy Labs Inc. unless noted.)																	

KENNECOTT URANIUM COMPANY				
TMW-16				
NORTHING: 149,397.99 EASTING: 325,023.08	Groundwater Protection		2005	
0 = Non Detectable or 0	Standard	07/20/04	01/11/05	07/14/05
FIELD DATA mg/l:	(GPS)			
Temperature (C)	as of 5/26/05	13	12	13
pH (Std. Units)		6.7	6.8	7.1
Cond. (umho/cm)		1120	1820	960
TDS				
MAJOR IONS mg/l:				
Alk-CaCO3		178	193	177
Bicarbonate (HCO3)		218	236	216
Calcium (Ca)		370	422	382
Carbonate (CO3)		-1	-1	-1
Chloride (Cl)		217	117	102
Fluoride (F)		0.1	0.1	-0.1
Magnesium (Mg)		44	49.6	47.2
Nitrate-N (NO3)		-0.1	-0.1	-0.1
Potassium (K)		5.5	6.6	5.2
Silica (SiO2)		11	11	11
Sodium (Na)		108	94.6	94.7
Sulfate (SO4)		935	1040	1030
NON-METALS:				
Cyanide (CN) mg/L		-0.005	-0.005	-0.005
PHYSICAL PROPERTIES:				
Cond (umho/cm)		2140	2320	2210
pH (units)	GPS (6.8)	7.33	7.54	7.61
Solids, TDS @ 180°C	GPS (500)	1970	1970	1880
METALS-Dissolved mg/l:				
Aluminum (Al)	GPS (1.8)	-0.1	-0.1	-0.1
Arsenic (As)	GPS (.05)	0.001	0.001	0.002
Barium (Ba)		-0.1	-0.1	-0.1
Beryllium (Be)	GPS (.01)	-0.01	-0.01	-0.01
Boron (B)		-0.1	-0.1	-0.1
Cadmium (Cd)	GPS (.01)	-0.005	-0.005	-0.005
Chromium (Cr)	GPS (.05)	-0.01	-0.01	-0.01
Cobalt (Co)		0.002	0.002	0.002
Copper (Cu)		-0.01	-0.01	-0.01
Iron (Fe)	GPS (0.6)	0.39	-0.05	0.34
Lead (Pb)		-0.01	-0.01	-0.01
Manganese (Mn)	GPS (0.2)	0.3	0.34	0.28
Mercury (Hg)		-0.0002	-0.0002	-0.0002
Molybdenum (Mo)		-0.08	-0.08	-0.08
Nickel (Ni)	GPS (.01)	-0.01	-0.01	-0.01
Selenium (Se)	GPS (.01)	0.003	0.004	0.002
Silver (Ag)		-0.01	-0.01	-0.01
Thallium (Tl)		-0.01	-0.01	-0.01
Vanadium (V2O5)		-0.1	-0.1	-0.1
Zinc (ZN)		0.01	-0.01	-0.01
RADIOMETRIC pCi/l:				
Uranium, natural	GPS (36)	322	354	334
Radium 226		5.6	4.6	4.5
Radium Precision +/-		0.7	0.8	0.8
Radium 228		5.7	7.2	6.4
Radium Precision +/-		1.3	1.1	1.4
Combined Ra226/228	GPS (5.8)	11.3	11.8	10.9
Thorium 230	GPS (7.0)	-0.2	-0.2	-0.2
Thorium Precision +/-				
Lead (Pb210)	GPS (8.9)	-1	-1	-1
Lead Precision +/-				
Gross Alpha minus Rn & U	GPS (15)	9.4	5.6	5.8
Gross Alpha Precision +/-		1.1	1.5	1.7
QUALITY ASSURANCE DATA:				
TDS A/C Balance (dec. %)		1.09	1.06	1.06
(LAB: Energy Labs Inc. unless noted.)				

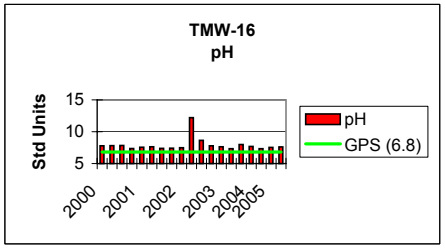

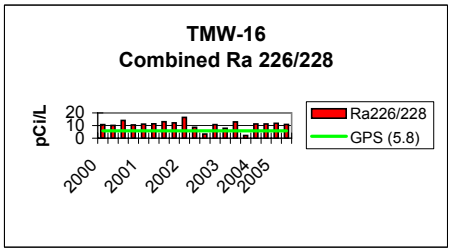

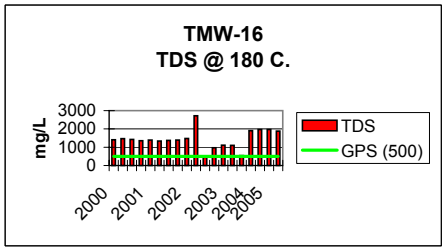

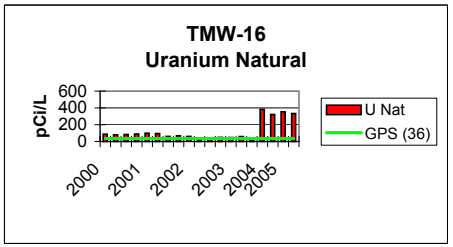

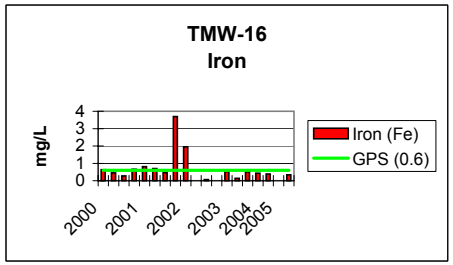

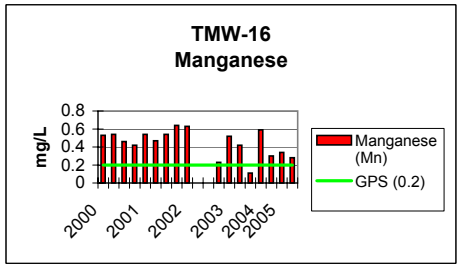

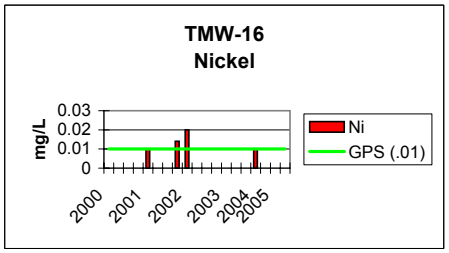

KENNECOTT URANIUM COMPANY																			
TMW-17																			
NORTHING: 149,602.14	Groundwater	2000				2001				2002				2003				2004	
EASTING: 325,994.00	Protection																		
ND = Non-detectable	Standard	01/04/00	04/04/00	07/12/00	10/03/00	01/10/01	04/03/01	07/02/01	10/02/01	01/08/02	04/08/02	07/10/02	10/03/02	01/07/03	04/07/03	07/09/03	10/16/03	01/05/04	04/05/04
FIELD PARAMETERS:	(GPS)																		
Temperature (C)	as of 5/26/05	8	8	8	8	6	8	10	8	8	8	14	8	8	8	8	8	6	11
Ph (Standard units)		7.1	7.3	6.8	6.9	6.7	7.4	7.3	7.1	7.1	7.3	7.1	6.9	6.8	7.1	6.9	6.8	6.8	7.3
Conductivity (umho/cm)		520	460	460	660	680	640	700	660	860	640	600	620	580	640	580	580	640	560
TDS																			
MAJOR IONS mg/l:																			
Alkalinity (CaCO3)		113	118	119	118	118	115	120	119	128	118	117	116	117	114	114	118	113	115
Bicarbonate (HCO3)		138	143	145	143	143	140	146	145	156	143	143	141	143	138	139	143	138	141
Calcium (Ca)		96.1	108	93.6	99.3	105	100	92.6	95	148	102	97	89	72.8	89.5	90.6	91.1	104	95.6
Carbonate (CO3)		-0.1	-0.1	-0.1	-0.1	-0.1	-1	-1	-1	-1	-1	-1	-1	-1	-1	-1	-1	-1	-1
Chloride (Cl)		11.7	17.2	11.7	8.41	6.5	13.2	21.5	12	23.5	14.7	6.8	12.4	16.1	9.2	10.7	4	26	9.9
Fluoride (F)		0.12	0.15	0.14	0.14	0.15	0.14	0.14	0.1	0.2	0.2	0.1	0.1	0.2	0.1	0.2	0.1	0.2	0.1
Magnesium (Mg)		6.4	6.9	6.1	6.53	6.6	6.5	6.2	6	11.4	6.1	6.4	5.8	4.6	5.8	5.8	5.9	6.8	6
Nitrate (NO3-N)		-0.1	-0.1	-0.1	-0.1	-0.1	-0.1	-0.1	-0.1	-0.1	-0.1	-0.1	-0.1	-0.1	-0.1	-0.1	-0.1	-0.1	-0.1
Potassium (K)		3	3.5	3.1	3.74	3.7	3.1	3.7	2.4	3.6	3.2	3	2.8	3.8	3.7	3.6	2.8	3.5	4.1
Silica (SIO2)		14.9	15.7	14.2	13	14	15.1	14.5	14	14.6	14.9	14.8	17.8	10.8	13.3	12.7	15.7	16	14.5
Sodium (Na)		38.7	39.7	35.1	39.3	38.6	37.5	40.1	36	43.5	37	39.4	36.1	33.1	37.7	38.4	36.7	38	37.5
Sulfate (SO4)		227	219	183	190	236	216	194	190	334	221	209	193	157	200	196	211	215	203
NON-METALS:																			
Cyanide (CN)		-0.005	-0.005	-0.005	-0.005	-0.005	-0.005	-0.005	-0.005	-0.005	-0.005	-0.005	-0.005	-0.005	-0.005	-0.005	-0.005	-0.005	-0.005
PHYSICAL PROPERTIES:																			
Conductivity (umho/cm)		686	693	703	706	697	693	695	683	877	663	664	638	655	636	670	666	665	651
pH	GPS (6.8)	7.98	8.03	7.96	7.83	8.09	8.04	7.89	7.8	7.9	7.94	7.99	7.99	7.99	7.65	8.17	8.09	8.06	7.82
TDS @ 180° C.	GPS (500)	437	463	469	475	466	478	457	485	608	467	444	412	447	449	447	445	435	409
METALS-DISSOLVED mg/l:																			
Aluminum (Al)	GPS (1.8)	-0.1	-0.1	-0.1	-0.1	-0.1	-0.1	-0.1	-0.1	-0.1	-0.1	-0.1	-0.1	-0.1	-0.1	-0.1	-0.1	-0.1	-0.1
Arsenic (As)	GPS (.05)	-0.001	-0.001	-0.001	-0.001	-0.001	-0.001	-0.001	-0.001	-0.001	-0.001	0.001	-0.001	-0.001	-0.001	-0.001	-0.001	0.001	-0.001
Barium (Ba)		-0.1	-0.1	-0.1	-0.1	-0.1	-0.1	-0.1	-0.1	-0.1	-0.1	-0.1	-0.1	-0.1	-0.1	-0.1	-0.1	-0.1	-0.1
Beryllium (Be)	GPS (.01)	-0.01	-0.01	-0.01	-0.01	-0.01	-0.01	-0.01	-0.01	-0.01	-0.01	-0.01	-0.01	-0.01	-0.01	-0.01	-0.01	-0.01	-0.01
Boron (B)		-0.1	-0.1	-0.1	-0.1	-0.1	-0.1	-0.1	-0.1	-0.1	-0.1	-0.1	-0.1	-0.1	-0.1	-0.1	-0.1	-0.1	-0.1
Cadmium (Cd)	GPS (.01)	-0.005	-0.005	-0.005	-0.005	-0.005	-0.005	-0.005	-0.005	-0.005	-0.005	-0.005	-0.005	-0.005	-0.005	-0.005	-0.005	-0.005	-0.005
Chromium (Cr)	GPS (.05)	-0.01	-0.01	-0.01	-0.01	-0.01	-0.01	-0.01	-0.01	-0.01	-0.01	-0.01	-0.01	-0.01	-0.01	-0.01	-0.01	-0.01	-0.01
Cobalt (Co)		-0.001	-0.001	-0.001	-0.001	-0.001	-0.001	-0.001	-0.001	-0.001	-0.001	-0.001	-0.001	-0.001	-0.001	-0.001	-0.001	-0.001	-0.001
Copper (Cu)		-0.01	-0.01	-0.01	-0.01	-0.01	-0.01	-0.01	-0.01	-0.01	-0.01	-0.01	-0.01	-0.01	-0.01	-0.01	-0.01	-0.01	-0.01
Iron (Fe), Dissolved	GPS (0.6)	-0.1	0.1	-0.1	-0.1	-0.1	-0.1	-0.1	-0.1	0.152	0.057	0.07	-0.05	0.066	0.085	0.084	0.12	0.13	0.111
Lead (Pb)		-0.01	-0.01	-0.01	-0.01	-0.01	-0.01	-0.01	-0.01	-0.01	-0.01	-0.01	-0.01	-0.01	-0.01	-0.01	-0.01	-0.01	-0.01
Manganese (Mn)	GPS (0.2)	0.05	0.06	0.05	0.0346	0.04	0.03	0.04	0.055	0.1	0.06	0.05	0.06	0.05	0.04	0.05	0.05	0.05	0.05
Mercury (Hg)		-0.0002	-0.0002	-0.0002	-0.0002	-0.0002	-0.0002	-0.0002	-0.0002	-0.0002	-0.0002	-0.0002	-0.0002	-0.0002	-0.0002	-0.0002	-0.0002	-0.0002	-0.0002
Molybdenum (Mo)		-0.01	-0.01	-0.01	-0.01	-0.01	-0.01	-0.01	-0.01	-0.01	-0.01	-0.01	-0.01	-0.01	-0.01	-0.01	-0.01	-0.01	-0.01
Nickel (Ni)	GPS (.01)	-0.01	-0.01	-0.01	-0.01	-0.01	-0.01	-0.01	-0.01	-0.01	-0.01	0.01	-0.01	-0.01	-0.01	-0.01	-0.01	-0.01	-0.01
Selenium (Se)	GPS (.01)	-0.001	-0.001	-0.001	0.001	-0.001	-0.001	-0.001	-0.001	-0.001	-0.001	0.001	0.001	-0.001	-0.001	-0.001	-0.001	-0.001	-0.001
Silver (Ag)		-0.01	-0.01	-0.01	-0.01	-0.01	-0.01	-0.01	-0.01		-0.01	-0.01	-0.01	-0.01	-0.01	-0.01	-0.01	-0.01	-0.01
Thallium (Tl)		-0.01	-0.01	-0.01	-0.01	-0.01	-0.01	-0.01	-0.01	-0.01	-0.01	-0.01	-0.01	-0.01	-0.01	-0.01	-0.01	-0.01	-0.01
Vanadium (V)		-0.1	-0.1	-0.1	-0.1	-0.1	-0.1	-0.1	-0.1	-0.1	-0.1	-0.1	-0.1	-0.1	-0.1	-0.1	-0.1	-0.1	-0.1
Zinc (Z)		-0.01	-0.01	0.04	0.01	-0.01	0.03	0.03	0.079	0.02	-0.01	0.04	-0.01	-0.01	-0.01	-0.01	-0.01	-0.01	0.01
RADIOMETRIC pCi/l:																			
Uranium, natural	GPS (36)	6.6	5.5	5.62	5.1	5.01	5.2	5.9	5.9576	21.4609	5.9576	14.7586	5.7	5.7	5.4	4.4	5.1	4.9	4.6
Radium 226		1.2	1.4	1.9	1.9	1.2	1.4	0.8	1.7	1.1	1.7	1.6	1.4	1.2	1.2	1	1.8	1.1	1.3
Radium Precision +/-		0.2	0.2	0.3	0.2	0.2	0.2	0.3	0.3	0.2	0.4	0.3	0.2	0.3	0.3	0.2	0.3	0.4	0.4
Radium 228		3	4.7	3.2	2.5	5.6	3.5	2.8	3.9	10.2	-1	-1	-1	-1	3.6	8.1	-1	-1	-1
Radium Precision +/-		0.2	0.2	0.1	0.1	1.3	1	1.9	1.1	1					1.7	1.9			
Combined Ra226/228	GPS (5.8)	4.2	6.1	5.1	4.4	6.8	4.9	3.6	5.6	11.3	1.7	1.6	1.4	1.2	4.8	9.1	1.8	1.1	1.3
Thorium 230	GPS (7.0)	-0.2	-0.2	-0.2	-0.2	-0.2	-0.2	-0.2	-0.2	-0.2	-0.2	-0.2	-0.2	-0.2	-0.2	-0.2	-0.2	-0.2	-0.2
Thorium Precision +/-																			
Lead (Pb210)	GPS (8.9)	-1	-1	-1	-1	-1	-1	-1	-1	-1	-2.7	-2.7	-2.7	-2.7	-2.7	-2.7	-2.7	-2.7	-1
Lead Precision +/-																			
Gross Alpha	GPS (15)	-1	2	2.4	-1	-1	1.2	1.8	3	1.6	2.1	2	-1	3.2	2.3	-1	-1	3.2	2.4
Gross Alpha Precision +/-			0.5	1.1			1	1	1	1	1	1		1	1.1			1.1	1.1
QUALITY ASSURANCE DATA:																			
TDS A/C Balance (dec. %)		0.93	0.96	1.12	1.1	0.96	1.03	1.02	1.16	0.94	0.99	0.99	0.96	1.21	1.04	1.04	1.05	0.94	0.96
(LAB: Energy Labs Inc. unless noted.)																			

KENNECOTT URANIUM COMPANY							
TMW-17							
NORTHING: 149,602.14	Groundwater			2005			
EASTING: 325,994.00	Protection						
ND = Non-detectable	Standard	07/12/04	10/07/04	01/05/05	04/06/05	07/11/05	11/07/05
FIELD PARAMETERS:	(GPS)						
Temperature (C)	as of 5/26/05	14	14	8	10	14	8.9
Ph (Standard units)		7.4	7.9	6.5	7.1	7.3	7.75
Conductivity (umho/cm)		560	420	620	500	400	440
TDS							
MAJOR IONS mg/l:							
Alkalinity (CaCO3)		114	111	115	117	114	110
Bicarbonate (HCO3)		138	136	141	142	139	134
Calcium (Ca)		93	98	90.9	96.9	93.7	82.9
Carbonate (CO3)		-1	-1	-1	-1	-1	-1
Chloride (Cl)		11	9	8	9	7	10
Fluoride (F)		0.2	0.2	0.2	0.1	0.2	0.1
Magnesium (Mg)		6	6.2	5.8	6	6	5.6
Nitrate (NO3-N)		-0.1	-0.1	-0.1	-0.1	-0.1	-0.1
Potassium (K)		3	3	2.8	2.9	2.8	2.6
Silica (SIO2)		15	16	15	15	15	15
Sodium (Na)		39	40.7	37.4	38.9	38	34.9
Sulfate (SO4)		203	208	198	202	199	183
NON-METALS:							
Cyanide (CN)		-0.005	-0.005	-0.005	-0.005	-0.005	-0.005
PHYSICAL PROPERTIES:							
Conductivity (umho/cm)		630	620	641	645	657	639
pH	GPS (6.8)	7.92	7.86	7.96	7.82	7.95	8.08
TDS @ 180° C.	GPS (500)	452	427	469	426	428	422
METALS-DISSOLVED mg/l:							
Aluminum (Al)	GPS (1.8)	-0.1	-0.1	-0.1	-0.1	-0.1	-0.1
Arsenic (As)	GPS (.05)	-0.001	-0.001	-0.001	-0.001	-0.001	-0.001
Barium (Ba)		-0.1	-0.1	-0.1	-0.1	-0.1	-0.1
Beryllium (Be)	GPS (.01)	-0.01	-0.01	-0.01	-0.01	-0.01	-0.01
Boron (B)		-0.1	-0.1	-0.1	-0.1	-0.1	-0.1
Cadmium (Cd)	GPS (.01)	-0.005	-0.005	-0.005	-0.005	-0.005	-0.005
Chromium (Cr)	GPS (.05)	-0.01	-0.01	-0.01	-0.01	-0.01	-0.01
Cobalt (Co)		-0.001	-0.001	-0.001	-0.001	-0.001	-0.001
Copper (Cu)		-0.01	-0.01	-0.01	-0.01	-0.01	-0.01
Iron (Fe), Dissolved	GPS (0.6)	0.14	-0.05	0.11	0.1	0.1	-0.05
Lead (Pb)		-0.01	-0.01	-0.01	-0.01	-0.01	-0.01
Manganese (Mn)	GPS (0.2)	0.05	0.05	0.05	0.05	0.05	0.05
Mercury (Hg)		-0.0002	-0.0002	-0.0002	-0.0002	-0.0002	-0.0002
Molybdenum (Mo)		-0.01	-0.01	-0.01	-0.01	-0.01	-0.01
Nickel (Ni)	GPS (.01)	-0.01	-0.01	-0.01	-0.01	-0.01	-0.01
Selenium (Se)	GPS (.01)	-0.001	-0.001	-0.001	-0.001	-0.001	-0.001
Silver (Ag)		-0.01	-0.01	-0.01	-0.01	-0.01	-0.01
Thallium (Tl)		-0.01	-0.01	-0.01	-0.01	-0.01	-0.01
Vanadium (V)		-0.1	-0.1	-0.1	-0.1	-0.1	-0.1
Zinc (Z)		-0.01	-0.01	-0.01	-0.01	-0.01	-0.01
RADIOMETRIC pCi/l:							
Uranium, natural	GPS (36)	4.8	4.3	4.6	4.4	4.5	4.7
Radium 226		2.3	0.9	1.3	0.9	1.7	1.7
Radium Precision +/-		0.5	0.4	0.7	0.4	0.5	0.5
Radium 228		-1	1.9	2.2	2.1	4.7	2.7
Radium Precision +/-			1	1.6	1.3	0.9	1
Combined Ra226/228	GPS (5.8)	2.3	2.8	3.5	3	6.4	4.4
Thorium 230	GPS (7.0)	-0.2	-0.2	-0.2	-0.2	-0.2	-0.2
Thorium Precision +/-							
Lead (Pb210)	GPS (8.9)	-1	-1	-1	-1	-1	-1
Lead Precision +/-							
Gross Alpha	GPS (15)	1.1	1.3	1.6	1.4	3.3	2.5
Gross Alpha Precision +/-		1	1	1.3	2.3	1.7	1.1
QUALITY ASSURANCE DATA:							
TDS A/C Balance (dec. %)		1.03	0.95	1.1	0.97	0.99	1.06
(LAB: Energy Labs Inc. unless noted.)							

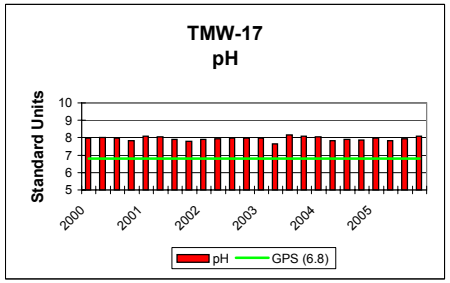

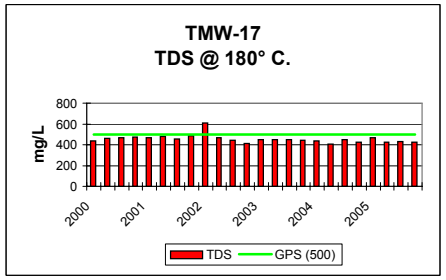

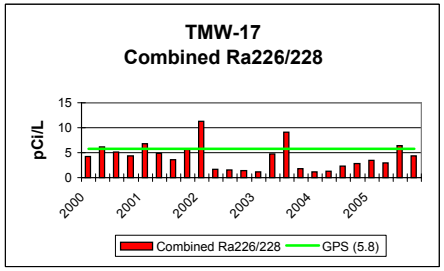

KENNECOTT URANIUM COMPANY																				
TMW-18																				
148,922.42 EASTING: 325,018.57	Groundwater Protection	2000				2001				2002				2003				2004		
ND = Non-detectable	Standard	01/04/00	04/04/00	07/12/00	10/03/00	01/10/01	04/03/01	07/02/01	10/02/01	01/08/02	04/08/02	07/10/02	10/03/02	01/07/03	04/07/03	07/09/03	10/16/03	01/05/04	04/05/04	07/12/04
FIELD DATA mg/l:	(GPS)																			
Temperature (C)	as of 5/26/05	8	8	8	8	6	8	10	8	8	8	8	8	8	8	8	10	6	10	15
pH (Std. Units)		6.4	6.5	6.4	6.2	6.5	6.5	6.5	6.5	6.5	6.5	6.4	6.4	6.4	6.5	6.3	6.4	6.8	6.5	6.3
Cond. (umho/cm)		1960	1580	1420	2800	2200	2400	2400	2000	2600	1840	1860	1700	1800	1760	1400	1360	1680	1420	2500
TDS																				
MAJOR IONS mg/l:																				
Alk-CaCO3		484	493	490	491	487	470	484	483	473	477	475	470	472	459	450	463	485	464	457
Bicarbonate (HCO3)		590	602	598	599	594	573	590	589	576	582	580	573	575	559	548	565	591	566	558
Calcium (Ca)		695	618	551	640	643	716	718	610	625	669	622	620	656	524	498	617	693	651	639
Carbonate (CO3)		-0.1	-0.1	-0.1	-0.1	-0.1	-1	-1	-1	-1	-1	-1	-1	-1	-1	-1	-1	-1	-1	-1
Chloride (Cl)		72.8	100	78.2	63.8	90.8	81	85.1	82	113	97.2	69.8	78.1	71.5	75.5	68.6	81.2	114	88.2	863
Fluoride (F)		-0.1	-0.1	-0.1	-0.1	-0.1	-0.1	-0.1	-0.1	-0.1	-0.1	-0.1	-0.1	-0.1	-0.1	-0.1	-0.1	-0.1	-0.1	-0.1
Magnesium (Mg)		33.3	45.7	37.5	39	36.9	38.4	38.6	38	44.1	39.4	41.4	39.8	24.1	39.2	37	42.6	56	45.1	46
Nitrate-N (NO3)		-0.1	-0.1	-0.1	-0.1	-0.1	-0.1	-0.1	-0.1	-0.1	-0.1	-0.1	-0.1	-0.1	-0.1	-0.1	-0.1	-0.1	-0.1	-0.1
Potassium (K)		7.1	7.9	6.7	7.46	7.7	7.2	7.8	6.5	7.8	7.4	6.9	6.1	6.4	7.1	7.6	6.8	7.7	8.3	7
Silica (SiO2)		18.9	25.2	21.3	18.9	19.6	21.8	22.1	21	23	22	22	27.4	13.2	19.4	17.3	22.8	26	22.4	23
Sodium (Na)		81	98.5	84.1	91.5	83.5	85.4	89.9	80	89.5	87.4	95.3	91	62.6	90	87.7	87.1	96	97.3	104
Sulfate (SO4)		1360	1290	993	1480	1190	1380	1390	1100	1340	1230	1220	1140	1300	1160	1080	1220	1350	1240	1260
NON-METALS:																				
Cyanide (CN)		-0.005	-0.005	-0.005	-0.005	-0.005	-0.005	-0.005	-0.005	-0.005	-0.005	-0.005	0.007	-0.005	-0.005	-0.005	-0.005	-0.005	-0.005	-0.005
PHYSICAL PROPERTIES:																				
Cond (umho/cm)		2950	2970	2940	2960	2930	2920	2900	2930	2900	2860	2890	3110	2880	2980	2950	2930	2980	2920	2800
pH (units)	GPS (6.8)	7.57	7.62	7.76	7.21	7.4	7.56	7.19	7.3	7.4	7.53	7.68	7.54	7.5	7.35	7.63	7.76	7.48	6.84	7.08
TDS @ 180 C.	GPS (500)	2530	2570	2590	2570	2550	2550	2540	2590	2550	2570	2580	2270	2550	2550	2300	2540	2440	2490	2570
METALS-DISSOLVED mg/l:																				
Aluminum (Al)	GPS (1.8)	-0.1	-0.1	-0.1	-0.1	-0.1	-0.1	-0.1	-0.1	-0.1	-0.1	-0.1	-0.1	-0.1	-0.1	-0.1	-0.1	-0.1	-0.1	-0.1
Arsenic (As)	GPS (.05)	-0.001	-0.001	-0.001	-0.001	-0.001	-0.001	-0.001	-0.001	-0.001	-0.001	-0.001	-0.001	-0.001	-0.001	-0.001	-0.001	-0.001	-0.001	-0.001
Barium (Ba)		-0.1	-0.1	-0.1	-0.1	-0.1	-0.1	-0.1	-0.1	-0.1	-0.1	-0.1	-0.1	-0.1	-0.1	-0.1	-0.1	-0.1	-0.1	-0.1
Beryllium (Be)	GPS (.01)	-0.01	-0.01	-0.01	-0.01	-0.01	-0.01	-0.01	-0.01	-0.01	-0.01	-0.01	-0.01	-0.01	-0.01	-0.01	-0.01	-0.01	-0.01	-0.01
Boron (B)		-0.1	-0.1	-0.1	-0.1	-0.1	-0.1	-0.1	-0.1	-0.1	-0.1	-0.1	-0.1	-0.1	-0.1	-0.1	-0.1	-0.1	-0.1	-0.1
Cadmium (Cd)	GPS (.01)	-0.005	-0.005	-0.005	-0.005	-0.005	-0.005	-0.005	-0.005	-0.005	-0.005	-0.005	-0.005	-0.005	-0.005	-0.005	-0.005	-0.005	-0.005	-0.005
Chromium (Cr)	GPS (.05)	-0.01	-0.01	-0.01	-0.01	-0.01	-0.01	-0.01	-0.01	-0.01	-0.01	-0.01	0.03	-0.01	-0.01	-0.01	-0.01	-0.01	-0.01	-0.01
Cobalt (Co)		0.002	0.001	0.002	-0.001	0.001	0.001	0.002	-0.001	0.003	0.001	0.005	-0.001	-0.001	0.003	0.001	-0.001	0.001	0.001	0.001
Copper (Cu)		-0.01	-0.01	-0.01	-0.01	-0.01	-0.01	-0.01	-0.01	-0.01	-0.01	-0.01	-0.01	-0.01	-0.01	-0.01	-0.01	-0.01	-0.01	-0.01
Iron (Fe)	GPS (0.6)	3.3	4.7	3.89	3.73	4.19	4.21	4.23	4.3	0.256	4.8	4.69	4.19	2.98	4.58	4.64	5.84	7.3	6.15	6.04
Lead (Pb)		-0.01	-0.01	-0.01	-0.01	-0.01	-0.01	-0.01	-0.01	-0.01	-0.01	-0.01	-0.01	-0.01	-0.01	-0.01	-0.01	-0.01	-0.01	-0.01
Manganese (Mn)	GPS (0.2)	0.91	0.9	0.78	0.96	0.91	0.85	0.98	1	0.98	0.96	0.93	0.98	1.19	0.85	1.05	1.04	1.04	1.14	1.14
Mercury (Hg)		-0.0002	-0.0002	-0.0002	-0.0002	-0.0002	-0.0002	-0.0002	-0.0002	-0.0002	-0.0002	-0.0002	-0.0002	-0.0002	-0.0002	0.0003	-0.0004	-0.0004	-0.0004	-0.0004
Molybdenum (Mo)		-0.01	-0.01	-0.01	-0.01	-0.01	-0.01	-0.01	-0.01	-0.01	-0.01	-0.01	-0.01	-0.01	-0.01	-0.01	-0.01	-0.01	-0.01	-0.01
Nickel (Ni)	GPS (.01)	-0.01	-0.01	-0.01	-0.01	0.02	-0.01	-0.01	0.011	0.04	0.02	0.06	-0.01	-0.01	-0.01	-0.01	-0.01	-0.01	-0.01	-0.01
Selenium (Se)	GPS (.01)	-0.001	-0.001	-0.001	0.003	0.003	0.004	-0.001	0.002	-0.001	0.002	0.001	0.004	0.002	-0.001	-0.002	-0.002	-0.002	0.002	-0.006
Silver (Ag)		-0.01	-0.01	-0.01	-0.01	-0.01	-0.01	-0.01	-0.01		-0.01	-0.01	-0.01	-0.01	-0.01	-0.01	-0.01	-0.01	-0.01	-0.01
Thallium (Tl)		-0.01	-0.01	-0.01	-0.01	-0.01	-0.01	-0.01	-0.01	-0.01	-0.01	-0.01	-0.01	-0.01	-0.01	-0.01	-0.01	-0.01	-0.01	-0.01
Vanadium (V2O5)		-0.1	-0.1	-0.1	-0.1	-0.1	-0.1	-0.1	-0.1	-0.1	-0.1	-0.1	-0.1	-0.1	-0.1	-0.1	-0.1	-0.1	-0.1	-0.1
Zinc (ZN)		0.02	0.01	0.01	0.01	-0.01	0.02	0.02	0.054	0.04	0.02	0.03	0.04	0.01	0.02	-0.01	-0.01	-0.01	-0.01	0.02
RADIOMETRIC pCi/l:																				
Uranium, natural	GPS (36)	1.3	1.8	1.21	1.2	1.08	0.9	1.3	1.0832	1.5571	0.9478	0.5416	1.2	1.1	0.9	-0.2	0.9	1	0.9	1
Radium 226		3.5	3.4	6.3	4.8	3.5	5.2	4.5	7.6	3.5	3.9	6	3.1	4.1	3.9	3.3	1.3	3	2.5	3.2
Radium Precision +/-		0.3	0.3	0.4	0.3	0.3	0.4	0.2	0.6	0.3	0.5	0.5	0.3	0.5	0.4	0.3	0.2	0.5	0.5	0.5
Radium 228		14.4	18.5	15.8	14.4	16.9	17.4	18.3	14.7	29.4	15	20.3	12	11.5	6.6	19.5	10.2	12.3	20.1	9.2
Radium Precision +/-		1.4	1.5	1.4	1	1.7	1.5	2.2	1.3	2.3	2.2	2.9	1.4	1	1.7	2.2	1.4	1.4	1.9	1.7
Combined Ra226/228	GPS (5.8)	17.9	21.9	22.1	19.2	20.4	22.6	22.8	22.3	32.9	18.9	26.3	15.1	15.6	10.5	22.8	11.5	15.3	22.6	12.4
Thorium 230	GPS (7.0)	-0.2	-0.2	-0.2	-0.2	-0.2	-0.2	-0.2	-0.2	-0.2	-0.2	-0.2	-0.2	-0.2	-0.2	-0.2	-0.2	-0.2	-0.2	-0.2
Thorium Precision +/-																				
Lead (Pb210)	GPS (8.9)	-1	-1	-1	-1	-1	-1	-1	-1	-1	-2.7	-2.7	-2.7	-2.7	-2.7	-2.7	-2.7	-2.7	-1	-1
Lead Precision +/-																				
Gross Alpha	GPS (15)	2.3	9.3	6.9	6.6	6.9	3.8	5	6.5	8.5	6.8	7.1	6.7	7.2	12.4	5.7	5.8	10.6	7	6.9
Gross Alpha Precision +/-		1	1	1	1.1	1.1	1.2	1.2	1.4	1	1	1.1	1	1.3	2.2	1.2	1.5	1.8	1.5	1.6
QUALITY ASSURANCE DATA:																				
TDS A/C Balance (dec. %)		0.99	1.03	1.25	0.97	1.07	0.97	0.96	1.14	1.01	1.04	1.08	0.98	1.04	1.16	1.11	1.09	0.93	1.03	1.05
(LAB: Energy Labs Inc. unless noted.)																				

KENNECOTT URANIUM COMPANY						
TMW-18						
148,922.42 EASTING: 325,018.57	Groundwater Protection		2005			
ND = Non-detectable	Standard	10/07/04	01/10/05	4/6/2005	7/11/2005	11/8/2005
FIELD DATA mg/l:	(GPS)		*			
Temperature (C)	as of 5/26/05	10	13	11	14	8.7
pH (Std. Units)		6.1	4.6	6.1	6.2	6.53
Cond. (umho/cm)		1400	4800	1600	1420	1470
TDS						
MAJOR IONS mg/l:						
Alk-CaCO3		447	5	467	463	458
Bicarbonate (HCO3)		545	6	569	565	558
Calcium (Ca)		637	1160	629	597	632
Carbonate (CO3)		-1	-1	-1	-1	-1
Chloride (Cl)		82	1920	85	83	82
Fluoride (F)		-0.1	0.8	-0.1	-0.1	-0.1
Magnesium (Mg)		47.9	86.5	47.6	48.3	51
Nitrate-N (NO3)		-0.1	-0.1	-0.1	-0.1	-0.1
Potassium (K)		6.9	11.1	6.8	6.7	7.1
Silica (SiO2)		24	61	23	24	24
Sodium (Na)		107	100	104	100	101
Sulfate (SO4)		1280	1240	1260	1260	1240
NON-METALS:						
Cyanide (CN)		-0.005	-0.005	-0.005	-0.005	-0.005
PHYSICAL PROPERTIES:						
Cond (umho/cm)		3360	6950	2860	2880	2900
pH (units)	GPS (6.8)	6.89	4.96	7.51	7.15	7.37
TDS @ 180 C.	GPS (500)	2560	4510	2530	2520	2510
METALS-DISSOLVED mg/l:						
Aluminum (Al)	GPS (1.8)	-0.1	15	-0.1	-0.1	-0.1
Arsenic (As)	GPS (.05)	0.001	0.004	0.001	-0.001	-0.001
Barium (Ba)		-0.1	-0.1	-0.1	-0.1	-0.1
Beryllium (Be)	GPS (.01)	-0.01	0.02	-0.01	-0.01	-0.01
Boron (B)		-0.1	-0.1	-0.1	-0.1	-0.1
Cadmium (Cd)	GPS (.01)	-0.005	-0.005	-0.005	-0.005	-0.005
Chromium (Cr)	GPS (.05)	-0.01	0.13	-0.01	-0.01	-0.01
Cobalt (Co)		-0.001	0.026	-0.001	-0.001	-0.001
Copper (Cu)		-0.01	-0.01	-0.01	-0.01	-0.01
Iron (Fe)	GPS (0.6)	5.17	253	6.77	6.95	7.44
Lead (Pb)		-0.01	-0.01	-0.01	-0.01	-0.01
Manganese (Mn)	GPS (0.2)	1.18	4.72	1.13	1.14	1.29
Mercury (Hg)		-0.0002	0.0003	-0.0002	-0.0002	-0.0002
Molybdenum (Mo)		-0.01	-0.01	-0.01	-0.01	-0.01
Nickel (Ni)	GPS (.01)	-0.01	0.19	-0.01	-0.01	-0.01
Selenium (Se)	GPS (.01)	0.004	0.008	0.003	0.001	0.001
Silver (Ag)		-0.01	-0.01	-0.01	-0.01	-0.01
Thallium (Tl)		-0.01	-0.01	-0.01	-0.01	-0.01
Vanadium (V2O5)		-0.1	-0.1	-0.1	-0.1	-0.1
Zinc (ZN)		-0.01	0.19	-0.01	-0.01	-0.01
RADIOMETRIC pCi/l:						
Uranium, natural	GPS (36)	1.1	3.4	0.9	1	1.1
Radium 226		2.3	10.5	3.3	5.6	5.3
Radium Precision +/-		0.5	1.1	0.7	0.8	0.7
Radium 228		12.4	30.3	14.8	8.9	13.3
Radium Precision +/-		1.4	1.5	1.6	1	1.2
Combined Ra226/228	GPS (5.8)	14.7	40.8	18.1	14.5	18.6
Thorium 230	GPS (7.0)	-0.2	-0.2	-0.2	-0.2	-0.2
Thorium Precision +/-						
Lead (Pb210)	GPS (8.9)	-1	-1	-1	-1	-1
Lead Precision +/-						
Gross Alpha	GPS (15)	2.9	35.6	7.1	14.2	9.1
Gross Alpha Precision +/-		1.1	3.4	2.3	2.8	1.9
QUALITY ASSURANCE DATA:						
TDS A/C Balance (dec. %)		1.04	0.98	1.04	1.05	1.04
(LAB: Energy Labs Inc. unless noted.)			*Possible acid still in formation.			

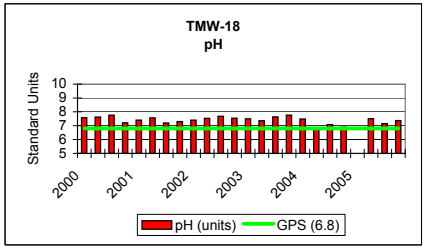

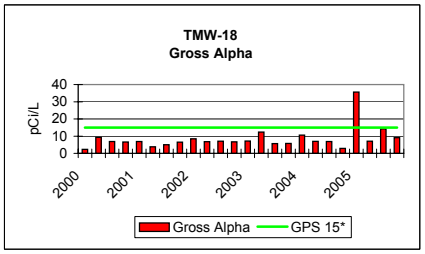

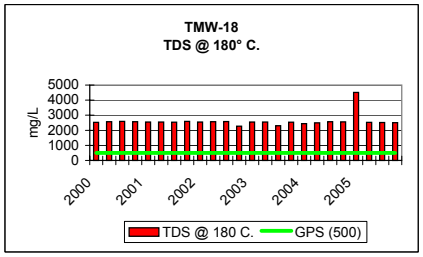

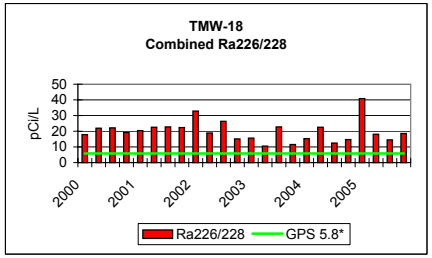

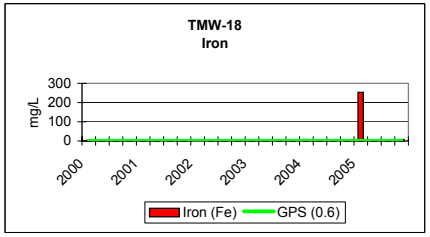

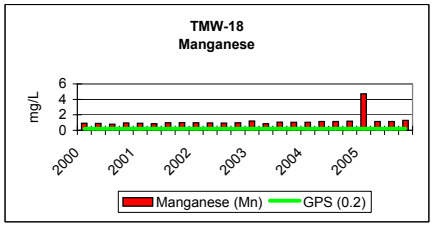

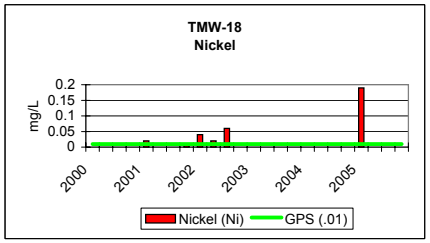

KENNECOTT URANIUM COMPANY													
TMW-24													
NORTHING: 150,307.90	Groundwater	2000		2001		2002		2003		2004		2005	
EASTING: 325,992.24	Protection												
ND = Non-detectable	Standard	02/01/00	08/01/00	02/20/01	08/09/01	02/05/02	08/05/02	02/04/03	08/04/03	02/03/04	08/02/04	02/01/05	08/03/05
FIELD DATA mg/l:	(GPS)												
Temperature (C)	as of 5/26/05	8	8	8	8	8	8	8	8	8	13	12	11
pH (Std. Units)		7.6	7.4	7.5	6.8	7.2	6.8	6.7	6.7	8.3	7.5	7.3	8.2
Cond (umho/cm)		194	240	240	260	240	260	240	240	220	200	240	180
TDS													
MAJOR IONS mg/l:													
Alk-CaC03		85	84	85	86	85	85	85	83	85.6	83	82	85
Bicarbonate (HCO3)		104	102	104	104	104	104	103	101	104	101	100	103
Calcium (Ca)		21.3	21	22.6	22	22.3	20.6	22.6	22.4	23.2	20.7	22.1	20.6
Carbonate (CO3)		-0.1	-0.1	-0.1	-1	-1	-1	-1	-1	-1	-1	-1	-1
Chloride (Cl)		2.9	3	-1	2.9	-1	11	1.6	-1	-1	-1	3	2
Fluoride (F)		0.22	0.2	0.21	0.2	0.2	0.2	0.2	0.2	0.2	0.2	0.2	0.2
Magnesium (Mg)		1	1	1.1	1.1	1	1	1.1	1	1.1	1	1	1
Nitrate-N (NO3)		-0.1	-0.1	-0.1	-0.1	-0.1	-0.1	-0.1	1.6	-0.1	-0.1	-0.1	-0.1
Potassium (K)		2.6	1.5	1.3	1.4	1.5	1.9	1.3	13	1.8	1.1	1.5	1.1
Silica (SiO2)		12.9	13	13.3	13	12	12.2	12.8	30.6	14	13	13	13
Sodium (Na)		30.2	29.3	31.6	30	29.4	29.3	32.6	36.6	30.5	29.2	30.2	29.2
Sulfate (SO4)		34.6	32.9	34.9	32	33.4	31.1	34.2	-0.1	38.2	31	33	33
NON-METALS:													
Cyanide (CN)		-0.005	-0.005	-0.005	-0.005	-0.005	-0.005	-0.005	-0.005	-0.005	-0.005	-0.005	-0.005
PHYSICAL PROPERTIES:													
Cond (umho/cm)		247	246	247	249	243	243	244	251	253	240	245	245
pH (units)	GPS (6.8)	8.14	7.99	7.97	8	8	8.15	7.8	8.05	7.73	7.74	8.07	8.12
TDS @ 180° C.	GPS (500)	136	139	144	127	161	175	153	154	163	162	158	160
TRACE METALS mg/l:													
Aluminum (Al)	GPS (1.8)	-0.1	-0.1	-0.1	-0.1	-0.1	-0.1	-0.1	-0.1	-0.1	-0.1	-0.1	-0.1
Arsenic (As)	GPS (.05)	0.001	0.002	0.001	0.0016	0.002	0.002	0.002	0.002	0.001	0.001	0.002	0.002
Barium (Ba)		-0.1	-0.1	-0.1	-0.1	-0.1	-0.1	-0.1	-0.1	-0.1	-0.1	-0.1	-0.1
Beryllium (Be)	GPS (.01)	-0.01	-0.01	-0.01	-0.01	-0.01	-0.01	-0.01	-0.01	-0.01	-0.01	-0.01	-0.01
Boron (B)		-0.1	0.26	-0.1	-0.1	-0.1	-0.1	-0.1	-0.1	-0.1	-0.1	-0.1	-0.1
Cadmium (Cd)	GPS (.01)	-0.005	-0.005	-0.005	-0.005	-0.005	-0.005	-0.005	-0.005	-0.005	-0.005	-0.005	-0.005
Chromium (Cr)	GPS (.05)	-0.01	-0.01	-0.01	-0.01	-0.01	-0.01	-0.01	-0.01	-0.01	-0.01	-0.01	-0.01
Cobalt (Co)		-0.001	-0.001	-0.001	-0.001	-0.001	-0.001	-0.001	-0.001	-0.001	-0.01	-0.001	-0.01
Copper (Cu)		-0.01	-0.01	-0.01	-0.01	-0.01	-0.01	-0.01	-0.01	-0.01	-0.01	-0.01	-0.01
Iron (Fe)	GPS (0.6)	0.13	-0.1	-0.1	-0.1	-0.1	-0.1	-0.1	-0.1	-0.1	-0.05	-0.1	-0.05
Lead (Pb)		-0.01	-0.01	-0.01	-0.01	-0.01	-0.01	-0.01	-0.01	-0.01	-0.03	-0.01	-0.01
Manganese (Mn)	GPS (0.2)	-0.01	-0.01	-0.01	0.018	-0.01	-0.01	-0.01	-0.01	-0.01	-0.01	-0.01	-0.01
Mercury (Hg)		-0.0002	-0.0002	-0.0002	-0.0002	-0.0002	-0.0002	-0.0002	-0.0002	-0.0002	-0.0002	-0.0002	-0.0002
Molybdenum (Mo)		-0.01	-0.01	-0.01	-0.01	-0.01	-0.01	-0.01	-0.01	-0.01	-0.08	-0.01	-0.01
Nickel (Ni)	GPS (.01)	-0.01	-0.01	-0.01	-0.01	-0.01	-0.01	-0.01	-0.01	-0.01	-0.05	-0.01	-0.01
Selenium (Se)	GPS (.01)	-0.001	-0.001	-0.001	-0.001	-0.001	-0.001	-0.001	-0.001	-0.001	-0.001	-0.001	-0.001
Silver (Ag)		-0.01	-0.01	-0.01	-0.01	-0.01	-0.01	-0.01	-0.01	-0.01	-0.01	-0.01	-0.01
Thallium (Tl)		-0.01	-0.01	-0.01	-0.01	-0.01	-0.01	-0.01	-0.01	-0.01	-0.01	-0.01	-0.01
Vanadium (V205)		-0.1	-0.1	-0.1	-0.1	-0.1	-0.1	-0.1	-0.1	-0.1	-0.1	-0.1	-0.1
Zinc (ZN)		0.01	-0.01	-0.01	-0.01	0.03	0.03	-0.01	0.01	-0.01	-0.01	-0.01	-0.01
RADIOMETRIC pCi/l:													
Uranium, natural	GPS (36)	2.2	0.88	0.43	0.9478	1.5571	1.4894	1.4	2.2	2.3	2.1	2.7	2.2
Radium 226		0.9	1	0.8	-0.2	0.8	1.1	0.6	1	-0.2	0.9	-0.2	0.8
Radium Precision +/-		0.2	0.2	0.2		0.2	0.3	0.2	0.2		0.4		0.5
Radium 228		2.4	1.8	-1	-1	-1	-1	-1	-1	-1	-1	-1	-1
Radium Precision +/-		0.2	0.1										
Combined Ra226/228	GPS (5.8)	3.3	2.8	0.8	0	0.8	1.1	0.6	1	0	0.9	0	0.8
Thorium 230	GPS (7.0)	-0.2	-0.2	-0.2	-0.2	-0.2	-0.2	-0.2	0.3	-0.2	-0.2	-0.2	-0.2
Thorium Precision +/-									0.3				
Lead (Pb210)	GPS (8.9)	-1	-1	-1	1.7	-2.7	-2.7	-2.7	-2.7	-2.7	-1	-1	-1
Lead Precision +/-					4								
Gross Alpha	GPS (15)	-1	-1	-1	-1	-1	1.4	-1	-1	-1	1.5	1	-1
Gross Alpha Precision +/-							1				1	1	
QUALITY ASSURANCE DATA:													
TDS A/C Balance (dec. %)		0.86	0.9	0.91		1.05	1.1	0.96	0.98	1.12	1.11	1.03	1.07
(LAB: Energy Labs Inc. unless noted.)													

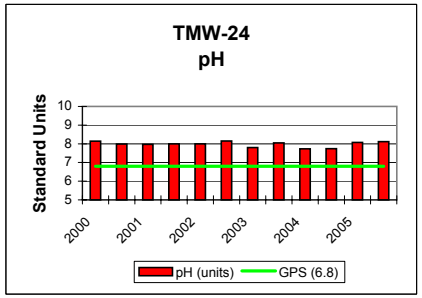

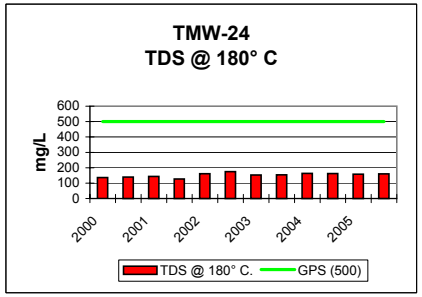

KENNECOTT URANIUM COMPANY													
TMW-29													
NORTHING: 150,108.27	Groundwater	2000		2001		2002		2003		2004		2005	
EASTING: 326,786.49	Protection												
ND = Non-detectable	Standard	02/01/00	08/01/00	02/20/01	08/09/01	02/05/02	08/05/02	02/04/03	08/04/03	2/3/2004	08/02/04	2/1/2005	08/03/05
FIELD DATA mg/l:	(GPS)												
Temperature (C)	as of 5/26/05	8	8	8	8	8	8	8	8	8	13	11	13
pH (Std. Units)		7.5	7.4	7.4	7.3	7.3	6.8	6.8	6.8	8.9	7.4	7.5	7.8
Cond. (umho/cm)		420	520	360	520	500	540	560	460	460	400	520	340
TDS													
MAJOR IONS mg/l:													
Alk-CaCO3		117	113	116	116	116	116	115	112	115	110	112	114
Bicarbonate (HCO3)		142	138	141	141	142	142	140	137	140	134	137	140
Calcium (Ca)		76.2	78.1	81.3	78	79	71.2	77.5	78.6	83.3	73.5	79.6	72.8
Carbonate (CO3)		-0.1	-0.1	-0.1	-1	-1	-1	-1	-1	-1	-1	-1	-1
Chloride (Cl)		8.8	12.7	-1	6.2	10.9	8.8	6.5	7.8	5.6	5	6	6
Fluoride (F)		0.17	0.15	0.17	0.2	0.2	0.2	0.2	0.2	0.2	0.2	0.2	0.2
Magnesium (Mg)		5.1	5.2	5.6	5.2	5	4.8	5.2	5.1	5.5	5	5.2	4.9
Nitrate-N (NO3)		-0.1	-0.1	-0.1	-0.1	-0.1	-0.1	-0.1	3.2	-0.1	-0.1	-0.1	-0.1
Potassium (K)		4	2.9	2.6	2.6	2.7	2.8	3	13.9	3.1	2.5	2.6	2.3
Silica (SiO2)		13.9	14.1	14.3	14	13.1	13.6	13.9	35.9	15.3	14	14	14
Sodium (Na)		35.4	34.8	37.5	35	34.6	34.4	38.8	167	36.8	34.7	36.2	33.8
Sulfate (SO4)		159	162	161	140	152	148	154	-0.1	167	140	156	145
NON-METALS:													
Cyanide (CN)		-0.005	-0.005	-0.005	-0.005	-0.005	-0.005	-0.005	-0.005	-0.005	-0.005	-0.005	-0.005
PHYSICAL PROPERTIES:													
Cond (umho/cm)		575	570	571	566	548	544	555	564	568	550	554	553
pH	GPS (6.8)	8.08	7.84	7.99	8.1	8	8.14	7.83	8.02	7.97	7.63	7.91	8.02
TDS @ 180 C.	GPS (500)	371	366	372	360	379	389	367	372	378	372	376	372
TRACE METALS mg/l:													
Aluminum (Al)	GPS (1.8)	-0.01	-0.01	-0.01	-0.1	-0.1	-0.1	-0.1	-0.1	-0.1	-0.1	-0.1	-0.1
Arsenic (As)	GPS (.05)	-0.001	-0.001	0.001	-0.001	0.001	0.001	0.001	-0.001	-0.001	-0.001	-0.001	-0.001
Barium (Ba)		-0.1	-0.1	-0.1	-0.1	-0.1	-0.1	-0.1	-0.1	-0.1	-0.1	-0.1	-0.1
Beryllium (Be)	GPS (.01)	-0.01	-0.01	-0.01	-0.01	-0.01	-0.01	-0.01	-0.01	-0.01	-0.01	-0.01	-0.01
Boron (B)		-0.1	-0.1	-0.1	-0.1	-0.1	-0.1	-0.1	-0.1	-0.1	-0.1	-0.1	-0.1
Cadmium (Cd)	GPS (.01)	-0.005	-0.005	-0.005	-0.005	-0.005	-0.005	-0.005	-0.005	-0.005	-0.005	-0.005	-0.005
Chromium (Cr)	GPS (.05)	-0.01	-0.01	-0.01	-0.01	-0.01	-0.01	-0.01	-0.01	-0.01	-0.01	-0.01	-0.01
Cobalt (Co)		-0.001	-0.001	-0.001	-0.001	-0.001	-0.001	-0.001	-0.001	-0.001	-0.001	-0.001	-0.001
Copper (Cu)		-0.01	-0.01	-0.01	-0.01	-0.01	-0.01	-0.01	-0.01	-0.01	-0.01	-0.01	-0.01
Iron (Fe)	GPS (0.6)	-0.1	-0.1	-0.1	-0.1	-0.1	-0.1	-0.1	-0.1	-0.1	-0.05	-0.1	-0.05
Lead (Pb)		-0.01	-0.01	-0.01	-0.01	-0.01	-0.01	-0.01	-0.01	-0.01	-0.01	-0.01	-0.01
Manganese (Mn)	GPS (0.2)	0.02	0.02	0.03	0.028	0.02	0.03	0.04	0.03	0.03	0.02	0.03	0.04
Mercury (Hg)		-0.0002	-0.0002	-0.0002	-0.0002	-0.0002	-0.0002	-0.0002	-0.0002	-0.0002	-0.0002	-0.0002	-0.0002
Molybdenum (Mo)		-0.01	-0.01	-0.01	-0.01	-0.01	-0.01	-0.01	-0.01	-0.01	-0.01	-0.01	-0.01
Nickel (Ni)	GPS (.01)	-0.01	-0.01	-0.01	-0.01	-0.01	-0.01	-0.01	-0.01	-0.01	-0.01	-0.01	-0.01
Selenium (Se)	GPS (.01)	-0.001	-0.001	-0.001	-0.001	-0.001	-0.001	-0.001	-0.001	-0.001	-0.001	-0.001	-0.001
Silver (Ag)		-0.01	-0.01	-0.01	-0.01	-0.01	-0.01	-0.01	-0.01	-0.01	-0.01	-0.01	-0.01
Thallium (Tl)		-0.01	-0.01	-0.01	-0.01	-0.01	-0.01	-0.01	-0.01	-0.01	-0.01	-0.01	-0.01
Vanadium (V2O5)		-0.1	-0.1	-0.1	-0.1	-0.1	-0.1	-0.1	-0.1	-0.1	-0.1	-0.1	-0.1
Zinc (ZN)		0.01	0.02	0.04	-0.01	0.03	0.04	-0.01	0.02	-0.01	0.01	-0.01	0.01
RADIOMETRIC pCi/l:													
Uranium, natural	GPS (36)	5.8	4.87	5.4	5.5514	4.6713	5.2806	5.7	5.6	5.5	5.8	5.6	6
Radium 226		1.4	1	1.7	0.8	0.8	1.4	1.1	1.1	1.4	0.7	1.4	0.9
Radium Precision +/-		0.2	0.2	0.2	0.3	0.2	0.3	0.3	0.2	0.5	0.6	0.6	0.5
Radium 228		2.8	2.1	-1	-1	3.3	1.9	-1	-1	-1	1.6	2.4	-1
Radium Precision +/-		0.2	0.2			1	1				1.6	1	
Combined Ra226/228	GPS (5.8)	4.2	3.1	1.7	0.8	4.1	3.3	1.1	1.1	1.4	2.3	3.8	0.9
Thorium 230	GPS (7.0)	-0.2	-0.2	-0.2	-0.2	-0.2	-0.2	-0.2	0.3	-0.2	-0.2	-0.2	
Thorium Precision +/-									0.3				
Lead (Pb210)	GPS (8.9)	-1	-1	-1	-1	-2.7	-2.7	-2.7	-2.7	-1	-1	-1	
Lead Precision +/-													
Gross Alpha	GPS (15)	2.7	-1	-1	-1	1.7	2.7	-1	1.9	2	4.2	3.8	1.5
Gross Alpha Precision +/-		1.4				1	1.2		1	1	1.6	1.4	1.1
QUALITY ASSURANCE DATA:													
TDS A/C Balance (dec. %)		0.99	0.96	0.99		1.02	1.09	0.99	0.97	1.02	1.09	1.02	1.07
(LAB: Energy Labs Inc. unless noted.)													

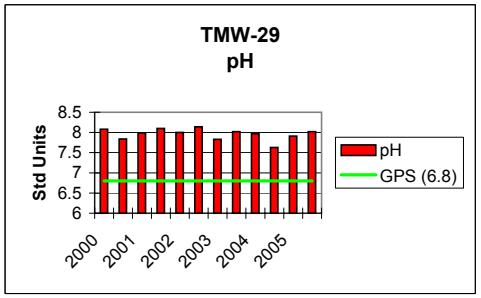

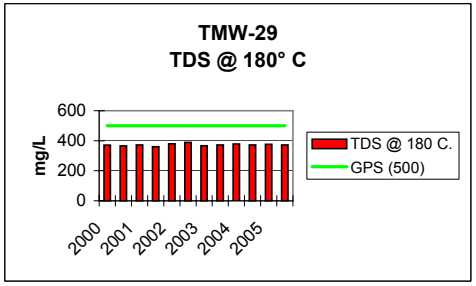

KENNECOTT URANIUM COMPANY													
TMW-31													
NORTHING: 149,901.61	Groundwater	2000		2001		2002		2003		2004		2005	
EASTING: 327,194.15	Protection												
ND = Non-detectable	Standard	02/07/00	08/01/00	02/20/01	08/09/01	02/05/02	08/05/02	02/04/03	08/04/03	02/03/04	08/02/04	02/01/05	08/03/05
FIELD DATA mg/l:	(GPS)												
Temperature (C)	as of 5/26/05	8	8	8	8	8	8	8	8	8	13	12	13
pH (Std. Units)		7.3	7.3	7.3	7.3	7.3	6.9	6.8	6.8	8.6	7.2	7.3	7.8
Cond. (umho/cm)		340	480	320	480	460	500	460	420	460	360	480	280
TDS													
MAJOR IONS mg/l:													
Alk-CaCO3		116	113	113	114	110	114	114	111	113	109	110	112
Bicarbonate (HCO3)		141	138	138	138	134	138	139	135	138	133	134	137
Calcium (Ca)		71.4	75.3	75.9	72	73	69.3	73.6	72.8	77.1	67.8	71.4	67.7
Carbonate (CO3)		-0.1	-0.1	-0.1	-1	-1	-1	-1	-1	-1	-1	-1	-1
Chloride (Cl)		8.6	12.6	-1	3.7	11	8.8	4.6	1.6	5	5	7	7
Fluoride (F)		0.21	0.18	0.2	0.2	0.2	0.2	0.2	0.2	0.2	0.2	0.2	0.2
Magnesium (Mg)		5.6	5.8	6	5.6	5.5	5.4	5.8	5.6	6	5.4	5.5	5.3
Nitrate-N (NO3)		-0.1	-0.1	-0.1	-0.1	-0.1	-0.1	-0.1	3	-0.1	-0.1	-0.1	-0.1
Potassium (K)		3.8	2.7	2.4	2.3	2.5	2.6	2.7	13.5	2.9	2.4	2.5	2.1
Silica (SiO2)		13.3	13.7	13.9	13	12.7	13.1	13.4	30.3	15	14	14	14
Sodium (Na)		29.5	29.2	31	29	28.5	28.2	33	145	30.8	29.1	29.9	29
Sulfate (SO4)		146	146	141	120	131	135	138	-0.1	145	121	131	128
NON-METALS:													
Cyanide (CN)		-0.005	-0.005	-0.005	-0.005	-0.005	-0.005	-0.005	-0.005	-0.005	-0.005	-0.005	-0.005
PHYSICAL PROPERTIES:													
Cond (umho/cm)		538	536	524	525	499	503	508	518	519	507	501	509
pH	GPS (6.8)	8.07	7.87	7.99	8.1	8	8.11	7.9	7.89	7.91	7.59	7.87	8.01
TDS @ 180° C.	GPS (500)	336	350	331	325	324	349	326	349	343	333	332	340
METALS-DISSOLVED mg/l:													
Aluminum (Al)	GPS (1.8)	-0.1	-0.1	-0.1	-0.1	-0.1	-0.1	-0.1	-0.1	-0.1	-0.1	-0.1	-0.1
Arsenic (As)	GPS (.05)	-0.001	-0.001	-0.001	0.0013	-0.001	-0.001	-0.001	-0.001	-0.001	-0.001	-0.001	-0.001
Barium (Ba)		-0.1	-0.1	-0.1	-0.1	-0.1	-0.1	-0.1	-0.1	-0.1	-0.1	-0.1	-0.1
Beryllium (Be)	GPS (.01)	-0.01	-0.01	-0.01	-0.01	-0.01	-0.01	-0.01	-0.01	-0.01	-0.01	-0.01	-0.01
Boron (B)		-0.1	-0.1	-0.1	-0.1	-0.1	-0.1	-0.1	-0.1	-0.1	-0.1	-0.1	-0.1
Cadmium (Cd)	GPS (.01)	-0.005	-0.005	-0.005	-0.005	-0.005	-0.005	-0.005	-0.005	-0.005	-0.005	-0.005	-0.005
Chromium (Cr)	GPS (.05)	-0.01	-0.01	-0.01	-0.01	-0.01	-0.01	-0.01	-0.01	-0.01	-0.01	-0.01	-0.01
Cobalt (Co)		-0.001	-0.001	-0.001	-0.001	-0.001	-0.001	-0.001	-0.001	-0.001	-0.001	-0.001	-0.001
Copper (Cu)		-0.01	-0.01	-0.01	-0.01	-0.01	-0.01	-0.01	-0.01	-0.01	-0.01	-0.01	-0.01
Iron (Fe)	GPS (0.6)	-0.1	-0.1	-0.1	-0.1	-0.1	-0.1	-0.1	-0.1	-0.1	-0.05	-0.1	0.07
Lead (Pb)		-0.01	-0.01	-0.01	-0.01	-0.01	-0.01	-0.01	-0.01	-0.01	-0.01	-0.01	-0.01
Manganese (Mn)	GPS (0.2)	0.04	0.06	0.04	0.05	0.04	0.07	0.06	0.04	0.03	0.11	0.09	0.08
Mercury (Hg)		-0.0002	-0.0002	-0.0002	-0.0002	-0.0002	-0.0002	-0.0002	-0.0002	-0.0002	-0.0002	-0.0002	-0.0002
Molybdenum (Mo)		-0.01	-0.01	-0.01	-0.01	-0.01	-0.01	-0.01	-0.01	-0.01	-0.01	-0.01	-0.01
Nickel (Ni)	GPS (.01)	-0.01	-0.01	-0.01	-0.01	-0.01	-0.01	-0.01	-0.01	-0.01	-0.01	-0.01	-0.01
Selenium (Se)	GPS (.01)	-0.001	-0.001	-0.001	-0.001	-0.001	-0.001	-0.001	-0.001	-0.001	-0.001	-0.001	-0.001
Silver (Ag)		-0.01	-0.01	-0.01	-0.01	-0.01	-0.01	-0.01	-0.01	-0.01	-0.01	-0.01	-0.01
Thallium (Tl)		-0.01	-0.01	-0.01	-0.01	-0.01	-0.01	-0.01	-0.01	-0.01	-0.01	-0.01	-0.01
Vanadium (V2O5)		-0.1	-0.1	-0.1	-0.1	-0.1	-0.1	-0.1	-0.1	-0.1	-0.1	-0.1	-0.1
Zinc (ZN)		-0.01	0.02	0.04	-0.01	0.04	0.01	-0.01	0.01	-0.01	0.02	-0.01	0.01
RADIOMETRIC pCi/l:													
Uranium, natural	GPS (36)	2.2	1.89	1.79	2.57	1.5571	2.4372	2.5	1.7	1.9	2.1	1.9	1.9
Radium 226		0.7	0.9	1.5	1	1.1	2.5	0.8	0.8	0.8	1	1.6	1.8
Radium Precision +/-		0.2	0.2	0.2	0.3	0.2	0.3	0.2	0.2	0.4	0.6	0.6	0.6
Radium 228		3.5	2.1	-1	-1	-1	2.1	-1	-1	-1	5.6	2	-1
Radium Precision +/-		0.2	0.1				1				1.7	0.9	
Combined Ra226/228	GPS (5.8)	4.2	3	1.5	1	1.1	4.6	0.8	0.8	0.8	6.6	3.6	1.8
Thorium 230	GPS (7.0)	-0.2	-0.2	-0.2	-0.2	-0.2	-0.2	-0.2	0.4	-0.2	-0.2	-0.2	-0.2
Thorium Precision +/-									0.4				
Lead (Pb210)	GPS (8.9)	-1	-1	-1	-1	-2.7	-2.7	-2.7	-2.7	-1	-1	-1	-1
Lead Precision +/-													
Gross Alpha	GPS (15)	4	-1	-1	-1	1.6	1.8	-1	2	1.4	8.1	3	1.2
Gross Alpha Precision +/-		1.6				1	1.1		1	1	1.1	1.3	1
QUALITY ASSURANCE DATA:													
TDS A/C Balance (dec. %)		0.96	0.99	0.97		0.97	1.04	0.95	1.02	1.02	1.07	1.02	1.06
(LAB: Energy Labs Inc. unless noted.)													

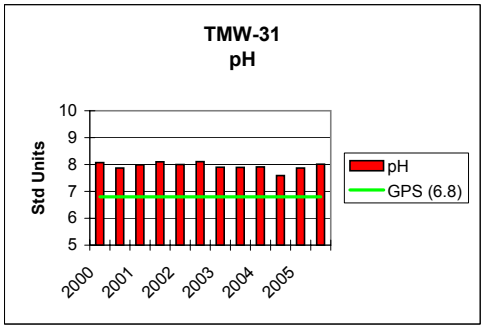

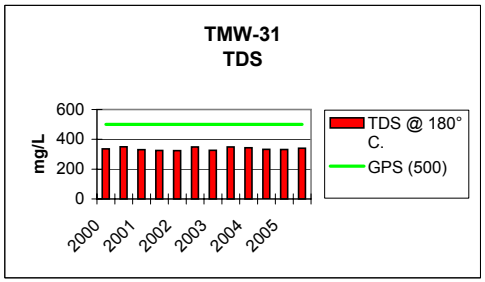

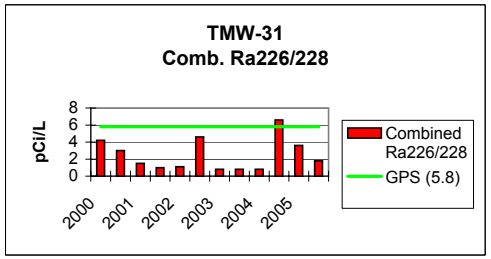

KENNECOTT URANIUM COMPANY														
TMW-35														
NORTHING: 149,509.35	Groundwater	2000		2001		2002			2003		2004		2005	
EASTING: 327,198.92	Protection													
ND = Non-detectable	Standard	02/07/00	08/01/00	02/20/01	08/09/01	02/05/02	07/22/02	08/05/02	02/04/03	08/04/03	02/03/04	08/03/04	02/01/05	08/03/05
FIELD DATA mg/l:	(GPS)													
Temperature (C)	as of 5/26/05	8	8	8	8	8	8	8	8	8	8	12	12	16
pH (Std. Units)		7.2	7.1	7.2	7.1	7.2	6.8	6.8	6.8	6.8	8.1	7.1	7.2	7.4
Cond. (umho/cm)		620	780	560	800	800	760	800	760	740	700	580	900	540
TDS														
MAJOR IONS mg/l:														
Alk-CaCO3		143	142	144	146	146	145	145	146	143	147	143	144	146
Bicarbonate (HCO3)		174	173	176	178	178	177	177	178	174	179	175	176	178
Calcium (Ca)		136	154	159	160	166	146	151	159	167	182	159	168	162
Carbonate (CO3)		-0.1	-0.1	-0.1	-1	-1	-1	-1	-1	-1	-1	-1	-1	-1
Chloride (Cl)		7.2	11.6	-1	5.7	10.5	5.6	7.3	8.1	-1	6	5	6	8
Fluoride (F)		0.18	0.15	0.17	0.2	0.2	0.2	0.2	0.2	0.2	0.1	0.2	0.2	0.2
Magnesium (Mg)		16.2	18.3	18.8	18	18.3	17.5	17.7	18.7	18.8	20.8	18.5	19	18.6
Nitrate-N (NO3)		-0.1	-0.1	-0.1	-0.1	-0.1	-0.1	-0.1	-0.1	4	-0.1	-0.1	-0.1	-0.1
Potassium (K)		4.7	3.6	3.3	3.2	3.5	3	3.4	3.6	14.3	4.1	3.1	3.6	3.2
Silica (SiO2)		13.4	14.2	14.4	14	13.4	13.1	13.8	14.2	39	15.8	15	15	15
Sodium (Na)		35.4	36.1	39.5	37	37	36.8	36.1	41.4	417	39.9	38.2	38.3	36.7
Sulfate (SO4)		330	362	362	330	373	367	376	373	-0.1	427	360	388	384
NON-METALS:														
Cyanide (CN)		-0.005	-0.005	-0.005	-0.005	-0.005	-0.005	-0.005	-0.005	-0.005	-0.005	-0.005	-0.005	-0.005
PHYSICAL PROPERTIES:														
Cond (umho/cm)		927	968	967	989	973	961	965	987	1010	1030	607	998	1020
pH	GPS (6.8)	8.02	7.79	7.9	8.1	7.9	7.91	8.05	7.82	7.77	7.72	7.39	7.58	7.82
TDS @ 180 C.	GPS (500)	663	707	679	704	727	747	712	703	759	760	565	737	776
METALS-DISSOLVED mg/l:														
Aluminum (Al)	GPS (1.8)	-0.1	-0.1	-0.1	-0.1	-0.1	-0.1	-0.1	-0.1	-0.1	-0.1	-0.1	-0.1	-0.1
Arsenic (As)	GPS (.05)	-0.001	-0.001	-0.001	-0.001	0.001	-0.001	-0.001	-0.001	-0.001	-0.001	-0.001	-0.001	-0.001
Barium (Ba)		-0.1	-0.1	-0.1	-0.1	-0.1	-0.1	-0.1	-0.1	-0.1	-0.1	-0.1	-0.1	-0.1
Beryllium (Be)	GPS (.01)	-0.01	-0.01	-0.01	-0.01	-0.01	-0.01	-0.01	-0.01	-0.01	-0.01	-0.01	-0.01	-0.01
Boron (B)		-0.1	-0.1	-0.1	-0.1	-0.1	-0.1	-0.1	-0.1	-0.1	-0.1	-0.1	-0.1	-0.1
Cadmium (Cd)	GPS (.01)	-0.005	-0.005	-0.005	-0.005	-0.005	-0.005	-0.005	-0.005	-0.005	-0.005	-0.005	-0.005	-0.005
Chromium (Cr)	GPS (.05)	-0.01	-0.01	-0.01	-0.01	-0.01	-0.01	-0.01	-0.01	-0.01	-0.01	-0.01	-0.01	-0.01
Cobalt (Co)		0.003	0.002	0.002	0.0021	0.002	0.002	0.002	0.002	0.002	0.002	-0.01	0.001	0.002
Copper (Cu)		-0.01	-0.01	-0.01	-0.01	-0.01	-0.01	0.1	-0.01	-0.01	-0.01	-0.01	-0.01	-0.01
Iron (Fe)	GPS (0.6)	0.25	-0.1	0.35	0.26	0.268	0.249	0.288	0.288	0.348	0.44	0.31	0.3	0.43
Lead (Pb)		-0.01	-0.01	-0.01	-0.01	-0.01	-0.01	-0.01	-0.01	-0.01	-0.01	-0.01	-0.01	-0.01
Manganese (Mn)	GPS (0.2)	0.1	0.1	0.102	0.1	0.1	0.1	0.11	0.1	0.11	0.11	0.11	0.12	0.12
Mercury (Hg)		-0.0002	-0.0002	-0.0002	-0.0002	-0.0002	-0.0002	-0.0002	-0.0002	-0.0002	-0.0002	-0.0002	-0.0002	-0.0002
Molybdenum (Mo)		-0.01	-0.01	-0.01	-0.01	-0.01	-0.01	-0.01	-0.01	-0.01	-0.01	-0.01	-0.01	-0.01
Nickel (Ni)	GPS (.01)	-0.01	-0.01	-0.01	0.011	0.01	-0.01	-0.01	-0.01	-0.01	-0.01	-0.01	-0.01	-0.01
Selenium (Se)	GPS (.01)	-0.001	-0.001	0.001	-0.001	-0.001	-0.001	-0.001	-0.001	-0.001	-0.001	-0.001	-0.001	-0.001
Silver (Ag)		-0.01	-0.01	-0.01	-0.01	-0.01	-0.01	-0.01	-0.01	-0.01	-0.01	-0.01	-0.01	-0.01
Thallium (Tl)		-0.01	-0.01	-0.01	-0.01	-0.01	-0.01	-0.01	-0.01	-0.01	-0.01	-0.01	-0.01	-0.01
Vanadium (V2O5)		-0.1	-0.1	-0.1	-0.1	-0.1	-0.1	-0.1	-0.1	-0.1	-0.1	-0.1	-0.1	-0.1
Zinc (ZN)		0.03	0.02	0.01	0.015	0.02	0.04	0.02	0.02	-0.01	-0.01	0.04	-0.01	0.01
RADIOMETRIC pCi/l:														
Uranium, natural	GPS (36)	8.8	6.92	7.95	8.12	6.9731	10.8	6.7023	10.2	7.7	7.5	6.5	6.2	6.6
Radium 226		2.8	2.2	2.2	2.4	2.1	1.7	4.1	1.5	3.7	2	3.1	2	3
Radium Precision +/-		0.3	0.3	0.3	0.4	0.3	0.2	0.4	0.3	0.5	0.6	0.7	0.6	0.7
Radium 228		7.3	9.9	5.5	8.2	8.3	3.7	5.3	-1	3.6	3.5	6.6	7.6	6.5
Radium Precision +/-		0.7	0.7	1.3	1	1.9	1	1		1.8	1	1.1	1.1	1.4
Combined Ra226/228	GPS (5.8)	10.1	12.1	7.7	10.6	10.4	5.4	9.4	1.5	7.3	5.5	9.7	9.6	9.5
Thorium 230	GPS (7.0)	-0.2	-0.2	0.8	-0.2	-0.2	-0.2	-0.2	-0.2	0.3	-0.2	-0.2	-0.2	-0.2
Thorium Precision +/-				0.4						0.3				
Lead (Pb210)	GPS (8.9)	-1	5.8	-1	-1	-2.7	-2.7	-2.7	-2.7	-2.7	-1	-1	-1	-1
Lead Precision +/-			1.8											
Gross Alpha	GPS (15)	5.1	3.6	2.4	3.8	2.7	2.2	3.8	-1	4	3	5.3	7.2	4.6
Gross Alpha Precision +/-		1.7	1.2	1.1	1	1.2	1	1.3		1.2	1	1.4	1.8	1.4
QUALITY ASSURANCE DATA:														
TDS A/C Balance (dec. %)		1.05	1.03	0.99		1.02	1.09	1.02	0.99	1.01	0.99	0.82	1.02	1.09
(LAB: Energy Labs Inc. unless noted.)														

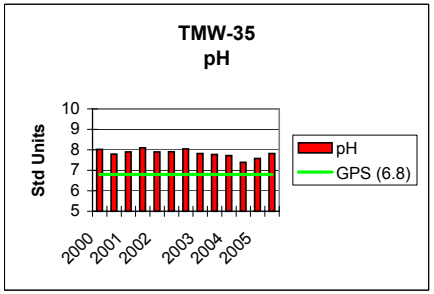

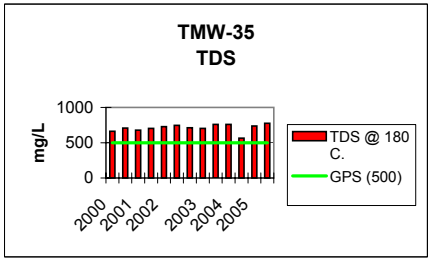

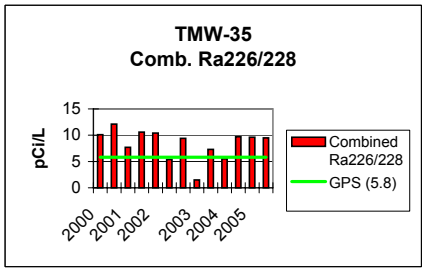

KENNECOTT URANIUM COMPANY														
TMW-36														
NORTHING: 149,108.62	Groundwater	2000		2001		2002			2003		2004		2005	
EASTING: 327,007.02	Protection													
ND = Non-detectable	Standard	02/07/00	08/01/00	02/20/01	08/14/01	02/05/02	07/22/02	08/05/02	02/04/03	08/04/03	02/03/04	08/02/04	02/01/05	08/03/05
FIELD DATA mg/l:	(GPS)													
Temperature (C)	as of 5/26/05	8	8	8	8	8	8	8	8	8	8	16	12	17
pH (Std. Units)		7.2	6.9	6.9	6.8	7.1	6.8	6.7	6.7	6.7	8	6.9	6.8	7.2
Cond. (umho/cm)		780	980	700	1100	920	920	1140	980	940	940	880	1360	740
TDS														
MAJOR IONS mg/l:														
Alk-CaCO3		147	149	150	160	152	160	165	158	158	156	161	167	166
Bicarbonate (HCO3)		179	181	183	195	185	195	201	192	193	190	196	204	202
Calcium (Ca)		178	208	203	250	216	231	254	231	269	260	271	303	277
Carbonate (CO3)		-0.1	-0.1	-0.1	-1	-1	-1	-1	-1	-1	-1	-1	-1	-1
Chloride (Cl)		10	16.9	3.4	14	11.5	10.3	10.8	10.3	2.4	10.5	9	12	10
Fluoride (F)		0.21	0.18	0.19	0.2	0.2	0.2	0.2	0.2	0.2	0.2	0.2	0.2	0.2
Magnesium (Mg)		24	29.2	28.2	35	28.5	33.5	36.3	33.3	37.6	36.9	39.4	42.9	41.1
Nitrate-N (NO3)		-0.1	-0.1	-0.1	-0.1	-0.1	-0.1	-0.1	-0.1	5.1	-0.1	-0.1	-0.1	-0.1
Potassium (K)		4.8	3.7	3.4	4	3.7	3.5	3.9	4.3	12.1	4.5	4.2	4.7	4.2
Silica (SiO2)		12.3	13.1	13.1	13	12.3	11.7	12.3	12.1	43.6	13.8	13	12	13
Sodium (Na)		37.5	37.9	41.2	44	39.4	41.9	42.7	45.9	748	42.9	44.5	45.6	42.5
Sulfate (SO4)		438	543	506	630	525	636	705	607	-0.1	689	684	784	735
NON-METALS:														
Cyanide (CN)		-0.005	-0.005	-0.005	-0.005	-0.005	-0.005	-0.005	-0.005	-0.005	-0.005	-0.005	-0.005	-0.005
PHYSICAL PROPERTIES:														
Cond (umho/cm)		1160	1257	1219	1440	1220	1420	1500	1390	1550	1420	1210	1630	1600
pH	GPS (6.8)	7.88	7.72	7.89	7.8	7.9	7.91	7.93	7.81	7.69	7.79	7.22	7.31	7.6
TDS @ 180 C.	GPS (500)	873	977	919	1150	976	1180	1250	1100	1270	1120	1340	1360	1340
TRACE METALS mg/l:														
Aluminum (Al)	GPS (1.8)	-0.1	-0.1	-0.1	-0.1	-0.1	-0.1	-0.1	-0.1	-0.1	-0.1	-0.1	-0.1	-0.1
Arsenic (As)	GPS (.05)	-0.001	-0.001	-0.001	-0.001	-0.001	-0.001	0.001	-0.001	0.001	-0.001	0.001	-0.001	-0.001
Barium (Ba)		-0.1	-0.1	-0.1	-0.1	-0.1	-0.1	-0.1	-0.1	-0.1	-0.1	-0.1	-0.1	-0.1
Beryllium (Be)	GPS (.01)	-0.01	-0.01	-0.01	-0.01	-0.01	-0.01	-0.01	-0.01	-0.01	-0.01	-0.01	-0.01	-0.01
Boron (B)		-0.1	-0.1	-0.1	-0.1	-0.1	-0.1	-0.1	-0.1	-0.1	-0.1	-0.1	-0.1	-0.1
Cadmium (Cd)	GPS (.01)	-0.005	-0.005	-0.005	-0.005	-0.005	-0.005	-0.005	-0.005	-0.005	-0.005	-0.005	-0.005	-0.005
Chromium (Cr)	GPS (.05)	-0.01	-0.01	-0.01	-0.01	-0.01	-0.01	-0.01	-0.01	-0.01	-0.01	-0.01	-0.01	-0.01
Cobalt (Co)		-0.001	-0.001	-0.001	-0.001	-0.001	-0.001	-0.001	-0.001	-0.001	-0.001	0.001	-0.001	0.001
Copper (Cu)		-0.01	-0.01	-0.01	-0.01	-0.01	-0.01	-0.01	-0.01	-0.01	-0.01	-0.01	-0.01	-0.01
Iron (Fe)	GPS (0.6)	0.38	0.49	0.48	0.61	0.497	0.535	0.63	0.555	0.718	0.665	0.76	0.74	0.72
Lead (Pb)		-0.01	-0.01	-0.01	-0.01	-0.01	-0.01	-0.01	-0.01	-0.01	-0.01	-0.01	-0.01	-0.01
Manganese (Mn)	GPS (0.2)	0.14	0.2	0.16	0.21	0.14	0.19	0.22	0.2	0.21	0.18	0.24	0.25	0.26
Mercury (Hg)		-0.0002	-0.0002	-0.0002	-0.0002	-0.0002	-0.0002	-0.0002	-0.0002	-0.0002	-0.0002	-0.0002	-0.0002	-0.0002
Molybdenum (Mo)		-0.01	-0.01	-0.01	-0.01	-0.01	-0.01	-0.01	-0.01	-0.01	-0.01	-0.01	-0.01	-0.01
Nickel (Ni)	GPS (.01)	-0.01	-0.01	-0.01	0.052	0.01	-0.01	-0.01	-0.01	-0.01	0.01	-0.01	-0.01	-0.01
Selenium (Se)	GPS (.01)	-0.001	-0.001	0.001	-0.001	-0.001	0.001	0.001	0.002	-0.001	-0.001	-0.001	0.001	-0.001
Silver (Ag)		-0.01	-0.01	-0.01	-0.01	-0.01	-0.01	-0.01	-0.01	-0.01	-0.01	-0.01	-0.01	-0.01
Thallium (Tl)		-0.01	-0.01	-0.01	-0.01	-0.01	-0.01	-0.01	-0.01	-0.01	-0.01	-0.01	-0.01	-0.01
Vanadium (V2O5)		-0.1	-0.1	-0.1	-0.1	-0.1	-0.1	-0.1	-0.1	-0.1	-0.1	-0.1	-0.1	-0.1
Zinc (ZN)		0.01	0.01	-0.01	0.021	0.04	0.02	0.02	0.02	-0.01	0.01	0.01	-0.01	0.01
RADIOMETRIC pCi/l:														
Uranium, natural	GPS (36)	27.8	28.7	33.6	41.97	30.6004	49.4	42.7864	44.3	53.8	46.9	47.4	50.3	52.8
Radium 226		2.7	2.6	3	3.5	3.2	2.8	5.8	3	4	4	4.7	4.2	4.1
Radium Precision +/-		0.3	0.3	0.3	0.3	0.3	0.3	0.5	0.4	0.4	1.1	1.1	0.9	0.8
Radium 228		7.7	8.5	6.1	8.9	10.2	14.6	10.3	-1	3.1	4.4	7.9	8.2	8.5
Radium Precision +/-		0.7	0.6	1.3	1.2	1.8	2.3	1		1.1	1.6	1.8	1.1	1.4
Combined Ra226/228	GPS (5.8)	10.4	11.1	9.1	12.4	13.4	17.4	16.1	3	7.1	8.4	12.6	12.4	12.6
Thorium 230	GPS (7.0)	-0.2	-0.2	1.3	-0.2	-0.2	-0.2	-0.2	-0.2	0.3	-0.2	-0.2	-0.2	-0.2
Thorium Precision +/-				0.5						0.3				
Lead (Pb210)	GPS (8.9)	-1	-1	-1	-1	-2.7	-2.7	-2.7	-2.7	-2.7	-1	-1	-1	-1
Lead Precision +/-														
Gross Alpha	GPS (15)	5.2	-1	2.1	3.1	2.1	2.4	5.1	3	6	3.9	9.6	7.5	6.3
Gross Alpha Precision +/-		1.7		1	1.2	1.1	1	1.5	1.7	1.4	1.1	1.1	1	1.6
QUALITY ASSURANCE DATA:														
TDS A/C Balance (dec. %)		1.1	1.03	1.03	1.06	1.04	1.1	1.07	1.05	1.04	0.98	1.16	1.04	1.1
(LAB: Energy Labs Inc. unless noted.)														

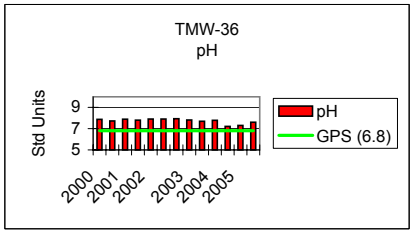

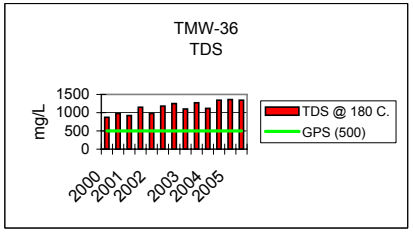

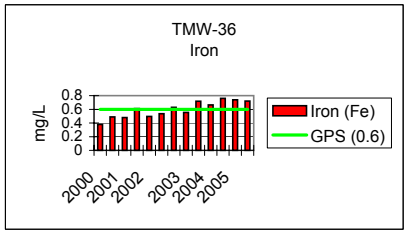

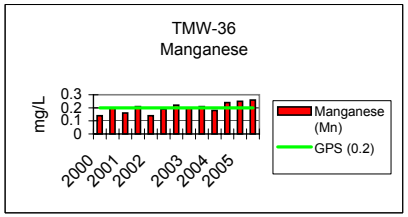

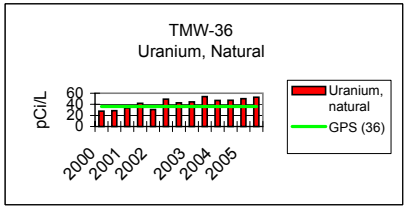

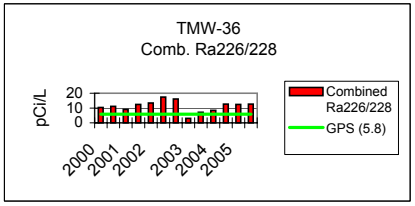

KENNECOTT URANIUM COMPANY													
TMW-37													
NORTHING: 148,455.68	Groundwater	2000		2001		2002		2003		2004		2005	
EASTING: 326,999.77	Protection												
ND = Non-detectable	Standard	02/02/00	08/01/00	02/20/01	08/14/01	02/05/02	08/06/02	02/04/03	08/04/03	02/04/04	08/02/04	02/01/05	08/03/05
FIELD DATA mg/l:	(GPS)												
Temperature (C)	as of 5/26/05	8	8	8	8	8	8	8	8	8	13	13	15
pH (Std. Units)		7.2	7.3	7.2	7.2	7.3	6.8	6.9	6.8	7.6	7.3	7.3	7.5
Cond. (umho/cm)		540	600	440	780	580	600	580	500	500	460	600	700
TDS													
MAJOR IONS mg/l:													
Alk-CaCO3		133	129	128	129	132	127	130	124	126	126	122	130
Bicarbonate (HCO3)		161	157	156	157	160	154	158	151	154	154	149	159
Calcium (Ca)		93.9	98.5	100	96	104	93.7	94.5	101	107	96	97.3	95.8
Carbonate (CO3)		-0.1	-0.1	-0.1	-1	-1	-1	-1	-1	-1	-1	-1	-1
Chloride (Cl)		7	12.6	-1	7.8	11.6	6.2	8.9	5.6	7.1	6	7	8
Fluoride (F)		0.18	0.17	0.16	0.2	0.2	0.2	0.2	0.2	0.2	0.2	0.2	0.2
Magnesium (Mg)		8.1	8.6	8.9	8.6	8.5	8.3	8.3	8.4	9.3	8.4	8.4	8.3
Nitrate-N (NO3)		-0.1	-0.1	-0.1	-0.1	-0.1	-0.1	-0.1	3.8	-0.1	-0.1	-0.1	-0.1
Potassium (K)		4.9	3.6	3.4	3.3	3.5	3.4	4.1	9	3.9	3	3.4	3
Silica (SiO2)		8.6	9.1	8.8	9	8.8	8	8.5	35.7	9.5	10	9	10
Sodium (Na)		34.3	34.3	36.7	36	34.5	33.5	38.4	220	36.6	35.6	36.5	34.3
Sulfate (SO4)		208	204	208	200	205	209	202	-0.1	223	192	195	195
NON-METALS:													
Cyanide (CN)		-0.005	-0.005	-0.005	-0.005	-0.005	-0.005	-0.005	-0.005	-0.005	-0.005	-0.005	-0.005
PHYSICAL PROPERTIES:													
Cond (umho/cm)		682	671	676	670	667	658	675	669	681	666	645	670
pH	GPS (6.8)	8	7.89	7.93	8.1	8.1	8.09	7.93	8	7.98	7.59	7.83	7.94
TDS @ 180 C.	GPS (500)	450	449	443	451	465	450	429	456	458	454	450	459
TRACE METALS mg/l:													
Aluminum (Al)	GPS (1.8)	-0.1	-0.1	-0.1	-0.1	-0.1	-0.1	-0.1	-0.1	-0.1	-0.1	-0.1	-0.1
Arsenic (As)	GPS (.05)	0.015	0.019	0.021	0.019	0.026	0.031	0.036	0.037	0.039	0.042	0.036	0.043
Barium (Ba)		-0.1	-0.1	-0.1	-0.1	-0.1	-0.1	-0.1	-0.1	-0.1	-0.1	-0.1	-0.1
Beryllium (Be)	GPS (.01)	-0.01	-0.01	-0.01	-0.01	-0.01	-0.01	-0.01	-0.01	-0.01	-0.01	-0.01	-0.01
Boron (B)		-0.1	-0.1	-0.1	-0.1	-0.1	-0.1	-0.1	-0.1	-0.1	-0.1	-0.1	-0.1
Cadmium (Cd)	GPS (.01)	-0.005	-0.005	-0.005	-0.005	-0.005	-0.005	-0.005	-0.005	-0.005	-0.005	-0.005	-0.005
Chromium (Cr)	GPS (.05)	-0.01	-0.01	-0.01	-0.01	-0.01	-0.01	-0.01	-0.01	0.02	-0.01	-0.01	-0.01
Cobalt (Co)		-0.001	-0.001	-0.001	0.0013	-0.001	-0.001	-0.001	-0.001	-0.001	-0.001	-0.001	-0.001
Copper (Cu)		-0.01	-0.01	-0.01	0.052	-0.01	-0.01	-0.01	-0.01	-0.01	-0.01	-0.01	-0.01
Iron (Fe)	GPS (0.6)	-0.1	-0.1	-0.1	-0.1	-0.1	-0.1	-0.1	-0.1	-0.1	-0.05	-0.1	0.11
Lead (Pb)		-0.01	-0.01	-0.01	-0.01	-0.01	-0.01	-0.01	-0.01	-0.01	-0.01	-0.01	-0.01
Manganese (Mn)	GPS (0.2)	0.03	0.02	0.024	0.027	0.03	0.02	0.03	0.03	0.11	0.12	0.21	0.13
Mercury (Hg)		-0.0002	-0.0002	-0.0002	-0.0002	-0.0002	-0.0002	-0.0002	-0.0002	0.0003	0.0006	-0.0002	-0.0002
Molybdenum (Mo)		-0.01	-0.01	-0.01	-0.01	-0.01	-0.01	-0.01	-0.01	-0.01	-0.01	-0.01	-0.01
Nickel (Ni)	GPS (.01)	-0.01	-0.01	-0.01	0.022	-0.01	-0.01	-0.01	-0.01	-0.01	-0.01	-0.01	0.01
Selenium (Se)	GPS (.01)	-0.001	-0.001	-0.001	-0.001	-0.001	-0.001	-0.001	-0.001	-0.001	-0.001	-0.001	-0.001
Silver (Ag)		-0.01	-0.01	-0.01	-0.01	-0.01	-0.01	-0.01	-0.01	-0.01	-0.01	-0.01	-0.01
Thallium (Tl)		-0.01	-0.01	-0.01	-0.01	-0.01	-0.01	-0.01	-0.01	-0.01	-0.01	-0.01	-0.01
Vanadium (V2O5)		-0.1	-0.1	-0.1	-0.1	-0.1	-0.1	-0.1	-0.1	-0.1	-0.1	-0.1	-0.1
Zinc (ZN)		-0.01	0.01	-0.01	0.011	-0.01	-0.01	0.02	-0.01	-0.01	-0.01	-0.01	0.01
RADIOMETRIC pCi/l:													
Uranium, natural	GPS (36)	9.5	6.41	9.6	8.801	7.447	11.7798	8.3	8.7	10.3	6.5	7.8	5.6
Radium 226		1.2	1.1	1	1.4	1.3	2.5	0.8	1.1	1.6	1.5	1.9	1.4
Radium Precision +/-		0.2	0.2	0.2	0.2	0.2	0.4	0.2	0.2	0.5	0.7	0.6	0.5
Radium 228		5.1	2.7	-1	2.9	5.4	-1	-1	-1	-1	2.4	1.8	-1
Radium Precision +/-		0.6	0.2		1	1.7					1.6	0.9	
Combined Ra226/228	GPS (5.8)	6.3	3.8	1	4.3	6.7	2.5	0.8	1.1	1.6	3.9	3.7	1.4
Thorium 230	GPS (7.0)	-0.2	-0.2	0.9	-0.2	-0.2	-0.2	0.8	0.3	-0.2	-0.2	-0.2	-0.2
Thorium Precision +/-				0.5				0.5	0.3				
Lead (Pb210)	GPS (8.9)	-1	6.8	-1	-1	-2.7	-2.7	-2.7	-2.7	-1	-1	-1	-1
Lead Precision +/-			1.8										
Gross Alpha	GPS (15)	3.3	2	-1	1.3	-1	1.6	-1	1.7	1.9	5.8	3.3	2
Gross Alpha Precision +/-		1.4	1		1		1		1	1	1.8	1.4	1.1
QUALITY ASSURANCE DATA													
TDS A/C Balance (dec. %)		1.01	1	0.99	1.03	1.01	1.02	0.96	0.99	0.99	1.06	1	1.06
(LAB: Energy Labs Inc. unless noted.)													

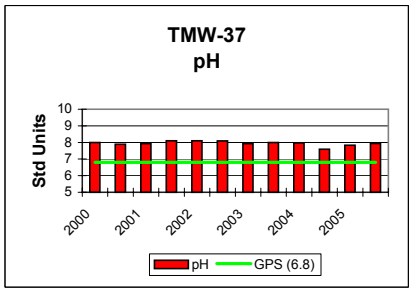

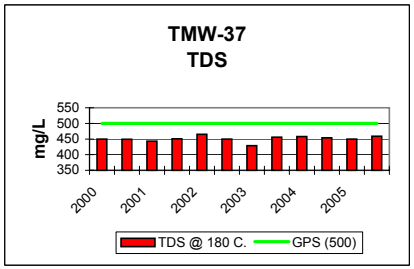

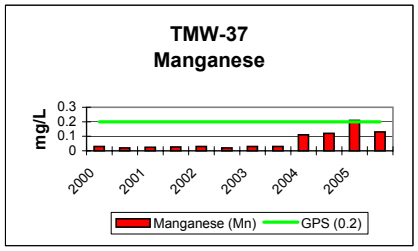

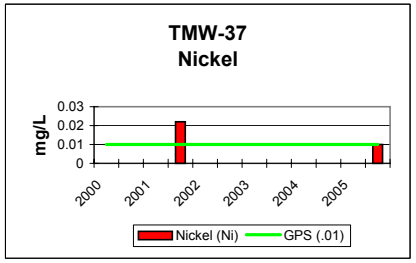

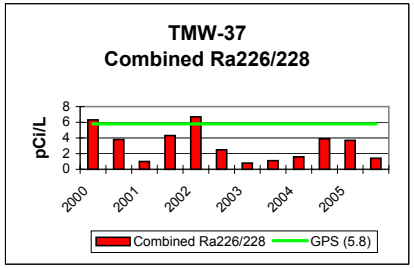

KENNECOTT URANIUM COMPANY													
TMW-44													
NORTHING: 147,612.17	Groundwater	2000		2001		2002		2003		2004		2005	
EASTING: 325,588.96	Protection												
ND = Non-detectable	Standard	02/07/00	08/02/00	02/20/01	08/14/01	02/11/02	08/06/02	02/06/03	08/05/03	02/04/04	08/03/04	02/02/05	08/04/05
FIELD DATA mg/L:	(GPS)												
Temperature (C)	as of 5/26/05	8	8	8	8	8	8	8	8	8	14	14	12
pH (Std. Units)		7.2	7.2	7.2	7.1	7.2	7.1	7.2	6.7	8	7.1	6.9	8
Cond (umho/cm)		560	480	460	680	640	660	600	600	620	500	600	440
TDS													
MAJOR IONS mg/L:													
Alk-CaC03		127	124	126	126	126	129	128	128	126	125	122	120
Bicarbonate (HCO3)		155	151	153	153	154	157	156	156	154	152	149	146
Calcium (Ca)		105	111	116	110	117	110	111	117	119	109	119	117
Carbonate (CO3)		-0.1	-0.1	-0.1	-1	-1	-1	-1	-1	-1	-1	-1	-1
Chloride (Cl)		8.3	13.6	2	9.4	11.3	8.1	9.7	9.2	6.5	6	9	9
Fluoride (F)		0.2	0.19	0.18	0.2	0.2	0.2	0.2	0.2	0.2	0.2	0.2	0.2
Magnesium (Mg)		9.1	9.6	10.2	9.8	9.7	9.6	9.9	9.9	10.5	9.8	10.3	10.2
Nitrate-N (NO3)		-0.1	-0.1	-0.1	-0.1	-0.1	-0.1	-0.1	-0.1	-0.1	-0.1	-0.1	-0.1
Potassium (K)		4.4	3.1	3	2.9	3.1	3	3.6	3.6	3.4	2.6	3.3	3
Silica (SiO2)		13.7	14.3	14.4	14	13.3	13.9	13.8	14	15.6	14	15	15
Sodium (Na)		36.9	36.6	39.9	39	37	36.7	42.6	39.4	38.9	38.4	41.3	38
Sulfate (SO4)		243	252	256	240	247	258	251	274	277	233	255	252
NON-METALS:													
Cyanide (CN)		-0.005	-0.005	-0.005	-0.005	-0.005	-0.005	-0.005	-0.005	-0.005	-0.005	-0.005	-0.005
PHYSICAL PROPERTIES:													
Cond. (umho/cm)		751	746	762	743	739	753	762	767	761	736	765	779
pH	GPS (6.8)	7.97	7.91	7.83	8	7.8	8.07	7.93	7.97	7.96	7.45	7.8	8.06
TDS @ 180 C.	GPS (500)	513	519	532	517	525	537	504	533	543	532	577	540
METALS-DISSOLVED mg/l:													
Aluminum (Al)	GPS (1.8)	-0.1	-0.1	-0.1	-0.1	-0.1	-0.1	-0.1	-0.1	-0.1	-0.1	-0.1	-0.1
Arsenic (As)	GPS (.05)	-0.001	-0.001	0.001	-0.001	-0.001	-0.001	-0.001	-0.001	-0.001	-0.001	-0.001	-0.001
Barium (Ba)		-0.1	-0.1	-0.1	-0.1	-0.1	-0.1	-0.1	-0.1	-0.1	-0.1	-0.1	-0.1
Beryllium (Be)	GPS (.01)	-0.01	-0.01	-0.01	-0.01	-0.01	-0.01	-0.01	-0.01	-0.01	-0.01	-0.01	-0.01
Boron (B)		-0.1	-0.1	-0.1	-0.1	-0.1	-0.1	-0.1	-0.1	-0.1	-0.1	-0.1	-0.1
Cadmium (Cd)	GPS (.01)	-0.005	-0.005	-0.005	-0.005	-0.005	-0.005	-0.005	-0.005	-0.005	-0.005	-0.005	-0.005
Chromium (Cr)	GPS (.05)	-0.01	-0.01	-0.01	-0.01	-0.01	-0.01	-0.01	-0.01	-0.01	-0.01	-0.01	-0.01
Cobalt (Co)		-0.001	-0.001	-0.001	0.0012	-0.001	-0.001	-0.001	-0.001	-0.001	-0.01	-0.001	-0.01
Copper (Cu)		-0.01	-0.01	-0.01	-0.01	-0.01	-0.01	-0.01	-0.01	-0.01	-0.01	-0.01	-0.01
Iron (Fe)	GPS (0.6)	0.16	-0.1	0.14	0.13	0.122	0.124	0.09	0.146	0.144	0.1	0.14	0.13
Lead (Pb)		-0.01	-0.01	-0.01	-0.01	-0.01	-0.01	-0.01	-0.01	-0.01	-0.03	-0.01	-0.01
Manganese (Mn)	GPS (0.2)	0.08	0.08	0.08	0.073	0.07	0.09	0.08	0.07	0.07	0.07	0.08	0.08
Mercury (Hg)		-0.0002	-0.0002	-0.0002	-0.0002	-0.0002	-0.0002	-0.0002	-0.0002	-0.0002	-0.0002	-0.0002	-0.0002
Molybdenum (Mo)		-0.01	-0.01	-0.01	-0.01	-0.01	-0.01	-0.01	-0.01	-0.01	-0.08	-0.01	-0.01
Nickel (Ni)	GPS (.01)	-0.01	-0.01	-0.01	0.021	-0.01	-0.01	-0.01	-0.01	-0.01	-0.05	-0.01	-0.01
Selenium (Se)	GPS (.01)	-0.001	-0.001	-0.001	-0.001	-0.001	-0.001	-0.001	-0.001	-0.001	0.002	-0.001	-0.001
Silver (Ag)		-0.01	-0.01	-0.01	-0.01	-0.01	-0.01	-0.01	-0.01	-0.01	-0.01	-0.01	-0.01
Thallium (Tl)		-0.01	-0.01	-0.01	-0.01	-0.01	-0.01	-0.01	-0.01	-0.01	-0.01	-0.01	-0.01
Vanadium (V)		-0.1	-0.1	-0.1	-0.1	-0.1	-0.1	-0.1	-0.1	-0.1	-0.1	-0.1	-0.1
Zinc (Zn)		-0.01	-0.01	-0.01	-0.01	-0.01	0.01	-0.01	-0.01	-0.01	-0.01	-0.01	-0.01
RADIOMETRIC pCi/l:													
Uranium, natural	GPS (36)	1.3	1.3	1.1	1.4217	1.1509	1.4217	1.4	1.5	1.8	2	1.5	1.5
Radium 226		1.8	1.7	2.2	1.8	2.6	4.2	1.1	1.7	2.2	2.1	1.6	2
Radium Precision +/-		0.3	0.2	0.3	0.2	0.3	0.4	0.2	0.2	0.6	0.6	0.6	0.5
Radium 228		5.5	3.2	2.1	2.7	5.1	-1	-1	-1	-1	3.4	3.2	1.4
Radium Precision +/-		0.6	0.2	1.2	1	1.6					1	0.9	1
Comb. Ra226/228	GPS (5.8)	7.3	4.9	4.3	4.5	7.7	4.2	1.1	1.7	2.2	5.5	4.8	3.4
Thorium 230	GPS (7.0)	-0.2	-0.2	-0.2	-0.2	-0.2	-0.2	-0.2	0.5	-0.2	-0.2	-0.2	-0.2
Thorium Precision +/-									0.5				
Lead (Pb210)	GPS (8.9)	-1	8.7	-1	-1	-2.7	-2.7	-2.7	-2.7	-1	-1	-1	-1
Lead Precision +/-			1.9										
Gross Alpha	GPS (15)	5.2	2.2	-1	2.5	-1	3.4	-1	2.1	1.8	3.3	5.4	2.8
Gross Alpha Precision +/-		1.7	1		1.2		1.2		1	1	1.2	1.6	1.2
QUALITY ASSURANCE DATA:													
TDS A/C Balance (dec. %)		1.03	1	1.02	1.03	1.01	1.03	0.96	0.97	1.02	1.09	1.1	1.04
(LAB: Energy Labs Inc. unless noted.)													

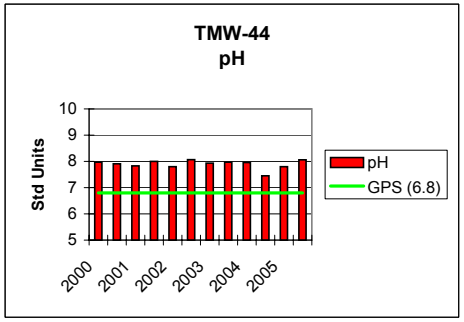

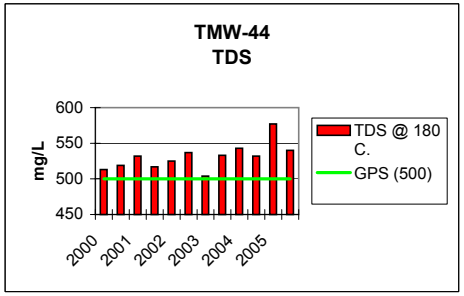

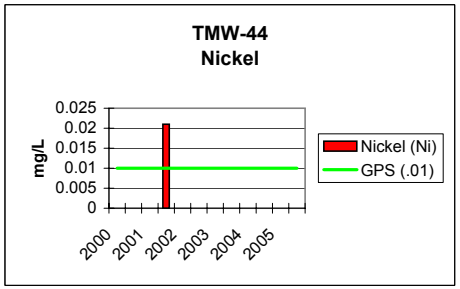

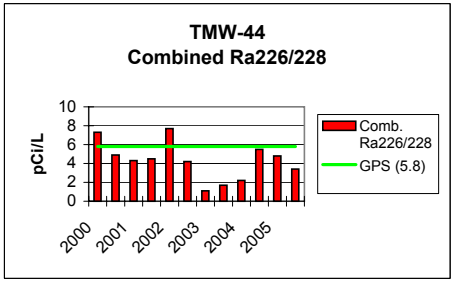

KENNECOTT URANIUM COMPANY													
TMW-45													
NORTHING: 147,619.66	Groundwater	2000		2001		2002		2003		2004		2005	
EASTING: 326,196.14	Protection												
ND = Non-detectable	Standard	02/07/00	08/02/00	02/20/01	08/02/01	02/11/02	08/06/02	02/06/03	08/05/03	02/04/04	08/03/04	02/02/05	08/04/05
FIELD DATA mg/l:	(GPS)												
Temperature (C)	as of 5/26/05	8	8	8	8	8	8	8	8	8	13	11	14
pH (Std. Units)		6.8	7.3	7.3	7.4	7.3	6.9	7.2	6.8	7.5	6.9	7.2	8.2
Cond (umho/cm)		480	400	400	600	580	580	580	580	640	480	640	380
TDS													
MAJOR IONS mg/l:													
Alk-CaCO3		137	135	132	137	137	138	137	137	137	133	131	129
Bicarbonate (HCO3)		167	164	161	166	166	168	167	167	167	163	160	158
Calcium (Ca)		97.2	101	103	97.5	109	99.7	101	107	114	102	106	107
Carbonate (CO3)		-0.1	-0.1	-0.1	-1	-1	-1	-1	-1	-1	-1	-1	-1
Chloride (Cl)		5.8	11	1	8	11	6.3	8.3	-1	6.7	5	7	7
Fluoride (F)		0.21	0.2	0.19	0.2	0.2	0.2	0.2	0.2	0.2	0.2	0.2	0.2
Magnesium (Mg)		7.2	7.7	7.7	7.4	7.8	7.6	7.8	7.9	8.8	7.9	7.9	8.2
Nitrate-N (NO3)		-0.1	-0.1	-0.1	-0.1	-0.1	-0.1	-0.1	-0.1	-0.1	-0.1	-0.1	-0.1
Potassium (K)		4.3	3	2.9	2.6	3.1	2.9	3.6	3.6	3.5	2.6	3.2	3
Silica (SiO2)		14.6	14.7	14.7	14.3	13.8	14.3	14	14.4	16.3	15	15	15
Sodium (Na)		35.7	34.8	37.4	36.3	35.6	34.8	40.5	37.5	37.9	37.3	38.9	36.4
Sulfate (SO4)		203	204	207	190	210	214	207	232	246	198	213	210
NON-METALS:													
Cyanide (CN)		-0.005	-0.005	-0.005	-0.005	-0.005	-0.005	-0.005	-0.005	-0.005	-0.005	-0.005	-0.005
PHYSICAL PROPERTIES:													
Cond. (umho/cm)		667	680	681	679	685	683	694	708	723	671	694	707
pH	GPS (6.8)	8.17	7.97	7.87	8	7.8	8.14	8.02	8.04	8.02	7.61	7.85	8.03
TDS @ 180 C.	GPS (500)	443	452	455	474	494	489	479	481	500	495	489	476
METALS-DISSOLVED mg/l:													
Aluminun (Al)	GPS (1.8)	-0.1	-0.1	-0.1	-0.1	-0.1	-0.1	-0.1	-0.1	-0.1	-0.1	-0.1	-0.1
Arsenic (As)	GPS (.05)	-0.001	-0.001	0.001	-0.001	-0.001	0.001	-0.001	-0.001	-0.001	-0.001	-0.001	-0.001
Barium (Ba)		-0.1	-0.1	-0.1	-0.1	-0.1	-0.1	-0.1	-0.1	-0.1	-0.1	-0.1	-0.1
Beryllium (Be)	GPS (.01)	-0.01	-0.01	-0.01	-0.01	-0.01	-0.01	-0.01	-0.01	-0.01	-0.01	-0.01	-0.01
Boron (B)		-0.1	-0.1	-0.1	-0.1	-0.1	-0.1	-0.1	-0.1	-0.1	-0.1	-0.1	-0.1
Cadmium (Cd)	GPS (.01)	-0.005	-0.005	-0.005	-0.005	-0.005	-0.005	-0.005	-0.005	-0.005	-0.005	-0.005	-0.005
Chromium (Cr)	GPS (.05)	-0.01	-0.01	-0.01	-0.01	-0.01	-0.01	-0.01	-0.01	-0.01	-0.01	-0.01	-0.01
Cobalt (Co)		-0.001	-0.001	-0.001	-0.001	-0.001	-0.001	-0.001	-0.001	-0.001	-0.001	-0.001	-0.001
Copper (Cu)		-0.01	-0.01	-0.01	-0.01	-0.01	-0.01	-0.01	-0.01	-0.01	-0.01	-0.01	-0.01
Iron (Fe)	GPS (0.6)	0.38	0.14	0.15	-0.1	0.184	0.109	0.106	0.143	0.125	-0.05	0.15	0.14
Lead (Pb)		-0.01	-0.01	-0.01	-0.01	-0.01	-0.01	-0.01	-0.01	-0.01	-0.01	-0.01	-0.01
Manganese (Mn)	GPS (0.2)	0.1	0.12	0.11	0.11	0.1	0.11	0.1	0.09	0.09	0.1	0.1	0.09
Mercury (Hg)		-0.0002	-0.0002	-0.0002	-0.0002	-0.0002	-0.0002	-0.0002	-0.0002	-0.0002	-0.0002	-0.0002	-0.0002
Molybdenum (Mo)		-0.01	-0.01	-0.01	-0.01	-0.01	-0.01	-0.01	-0.01	-0.01	-0.01	-0.01	-0.01
Nickel (Ni)	GPS (.01)	-0.01	-0.01	-0.01	-0.01	-0.01	-0.01	-0.01	-0.01	-0.01	-0.01	-0.01	-0.01
Selenium (Se)	GPS (.01)	-0.001	-0.001	-0.001	-0.001	-0.001	-0.001	-0.001	-0.001	-0.001	-0.001	-0.001	-0.001
Silver (Ag)		-0.01	-0.01	-0.01	-0.01	-0.01	-0.01	-0.01	-0.01	-0.01	-0.01	-0.01	-0.01
Thallium (Tl)		-0.01	-0.01	-0.01	-0.01	-0.01	-0.01	-0.01	-0.01	-0.01	-0.01	-0.01	-0.01
Vanadium (V2O5)		-0.1	-0.1	-0.1	-0.1	-0.1	-0.1	-0.1	-0.1	-0.1	-0.1	-0.1	-0.1
Zinc (ZN)		-0.01	-0.01	-0.01	0.03	-0.01	-0.01	-0.01	-0.01	-0.01	-0.01	-0.01	-0.01
RADIOMETRIC pCi/l:													
Uranium, natural	GPS (36)	2.2	1.61	1.4	1.5571	1.2863	1.354	1.4	2.9	1.6	1.3	1.4	1.3
Radium 226		1	1.4	1.2	5.1	1.3	2	1.3	1.1	1.7	2.1	1.3	1.5
Radium Precision +/-		0.2	0.2	0.2	0.7	0.2	0.3	0.3	0.3	0.6	0.6	0.5	0.5
Radium 228		3.3	1.8	-1	2.6	1.9	-1	-1	-1	-1	4	2.4	-1
Radium Precision +/-		0.2	0.1		1	1.5					1.4	0.9	
Comb. Ra226/228	GPS (5.8)	4.3	3.2	1.2	7.7	3.2	2	1.3	1.1	1.7	6.1	3.7	1.5
Thorium 230	GPS (7.0)	-0.2	-0.2	-0.2	0.8	-0.2	-0.2	-0.2	0.5	-0.2	-0.2	-0.2	-0.2
Thorium Precision +/-					0.9				0.5				
Lead (Pb210)	GPS (8.9)	-1	-1	-1	-1	-2.7	-2.7	-2.7	-2.7	-1	-1	-1	-1
Lead Precision +/-													
Gross Alpha	GPS (15)	-1	-1	-1	3.7	-1	3.4	-1	2	2.4	1.8	2.4	3.4
Gross Alpha Precision +/-					1.2		1.2		1	1	1.1	1.2	1.3
QUALITY ASSURANCE DATA													
TDS A/C Balance (dec. %)		0.98	0.98	1	1.11	1.04	1.05	1.02	0.98	1	1.1	1	1.03
(LAB: Energy Labs Inc. unless noted.)													

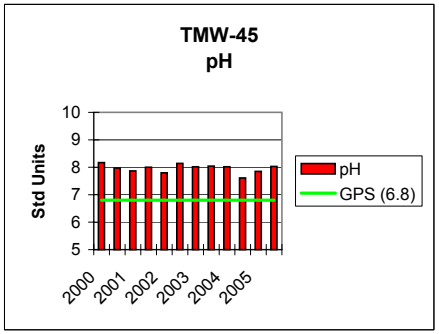

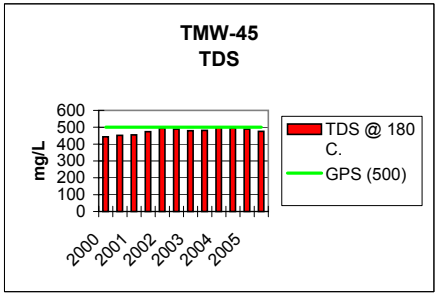

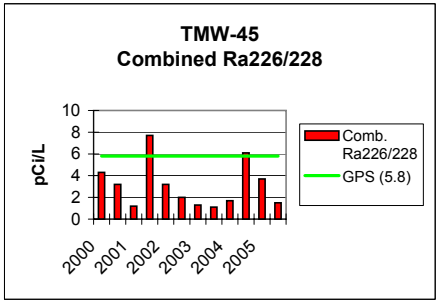

KENNECOTT URANIUM COMPANY													
TMW-47													
NORTHING: 147,310.10	Groundwater	2000		2001		2002		2003		2004		2005	
EASTING: 326,491.24	Protection												
ND = Non-detectable	Standard	02/07/00	08/02/00	02/22/01	08/02/01	02/05/02	08/21/02	02/06/03	08/05/03	02/10/04	08/03/04	02/02/05	08/04/05
FIELD DATA mg/l:	(GPS)												
Temperature (C)	as of 5/26/05	8	8	8	8	8	8	8	8	8	14	11	12
pH (Std. Units)		6.7	7.3	7.5	7.6	7.4	6.7	7.4	6.9	8.7	7.7	7.2	7.9
Cond (umho/cm)		200	180	160	240	240	260	240	240	260	200	260	160
TDS													
MAJOR IONS mg/l:													
Alk-CaC03		86	84	85	87	86	86	87	84	86.7	83	84	81
Bicarbonate (HCO3)		105	103	104	106	104	105	106	102	106	101	103	99
Calcium (Ca)		20.4	20.8	22.1	20.2	22.7	21.7	20.8	21.7	21.8	20.5	22	22.7
Carbonate (CO3)		-0.1	-0.1	-0.1	-1	-1	-1	-1	-1	-1	-1	-1	-1
Chloride (Cl)		-0.1	2.9	-1	5.1	6.5	-1	5	-1	-1	-1	2	3
Fluoride (F)		0.21	0.19	0.19	0.2	0.2	0.2	0.2	0.2	0.2	0.2	0.2	0.2
Magnesium (Mg)		0.9	0.9	1	0.9	-1	-1	-1	-1	-1	0.9	0.9	0.9
Nitrate-N (NO3)		-0.1	-0.1	-0.1	-0.1	-0.1	-0.1	-0.1	-0.1	-0.1	-0.1	-0.1	-0.1
Potassium (K)		2.8	1.5	1.4	1.1	1.6	1.3	2	1.8	1.8	1	1.5	1.8
Silica (SiO2)		12.9	13	13.8	12.9	12.4	13.5	12.3	13.1	13.9	13	13	14
Sodium (Na)		32.4	31.3	34.6	33	32.3	35.1	36.5	33.7	32.2	32.7	35.1	31.4
Sulfate (SO4)		38.5	37.8	39.2	33.8	37.7	36.9	35.7	39.9	36.7	33	37	38
NON-METALS:													
Cyanide (CN)		-0.005	-0.005	-0.005	-0.005	-0.005	-0.005	-0.005	-0.005	-0.005	-0.005	-0.005	-0.005
PHYSICAL PROPERTIES:													
Cond (umho/cm)		257	256	257	252	250	251	255	259	259	251	254	254
pH (units)	GPS (6.8)	8.24	8.01	8.02	8	8	8.05	8.09	8.16	8.21	7.85	8.02	8.15
TDS @ 180 C.	GPS (500)	151	151	133	179	158	166	159	167	154	164	172	136
METALS-DISSOLVED mg/l:													
Aluminum (Al)	GPS (1.8)	-0.1	-0.1	-0.1	-0.1	-0.1	-0.1	-0.1	-0.1	-0.1	-0.1	-0.1	-0.1
Arsenic (As)	GPS (.05)	0.001	0.001	0.002	0.002	0.002	0.001	0.001	0.002	0.001	0.001	0.001	0.001
Barium (Ba)		-0.1	-0.1	-0.1	-0.1	-0.1	-0.1	-0.1	-0.1	-0.1	-0.1	-0.1	-0.1
Beryllium (Be)	GPS (.01)	-0.01	-0.01	-0.01	-0.01	-0.01	-0.01	-0.01	-0.01	-0.01	-0.01	-0.01	-0.01
Boron (B)		-0.1	-0.1	-0.1	-0.1	-0.1	-0.1	-0.1	-0.1	-0.1	-0.1	-0.1	-0.1
Cadmium (Cd)	GPS (.01)	-0.005	-0.005	-0.005	-0.005	-0.005	-0.005	-0.005	-0.005	-0.005	-0.005	-0.005	-0.005
Chromium (Cr)	GPS (.05)	-0.01	-0.01	-0.01	-0.01	-0.01	-0.01	-0.01	-0.01	-0.01	-0.01	-0.01	-0.01
Cobalt (Co)		-0.001	-0.001	-0.001	-0.001	-0.001	-0.001	-0.001	-0.001	-0.001	-0.01	-0.001	-0.001
Copper (Cu)		-0.01	-0.01	-0.01	-0.01	-0.01	-0.01	-0.01	-0.01	-0.01	-0.01	-0.01	-0.01
Iron (Fe)	GPS (0.6)	-0.1	-0.1	-0.1	-0.1	-0.1	-0.1	-0.1	0.052	-0.05	-0.05	-0.05	-0.05
Lead (Pb)		-0.01	-0.01	-0.01	-0.01	-0.01	-0.01	-0.01	-0.01	-0.01	-0.03	-0.01	-0.01
Manganese (Mn)	GPS (0.2)	0.01	0.01	0.01	0.03	0.01	0.02	0.01	-0.01	0.02	0.04	0.02	0.01
Mercury (Hg)		-0.0002	-0.0002	-0.0002	-0.0002	-0.0002	-0.0002	-0.0002	-0.0002	-0.0002	-0.0002	-0.0002	-0.0002
Molybdenum (Mo)		-0.01	-0.01	-0.01	-0.01	-0.01	-0.01	-0.01	-0.01	-0.01	-0.08	-0.01	-0.01
Nickel (Ni)	GPS (.01)	-0.01	-0.01	-0.01	-0.01	-0.01	-0.01	-0.01	-0.01	-0.01	-0.05	-0.01	-0.01
Selenium (Se)	GPS (.01)	-0.001	-0.001	-0.001	-0.001	-0.001	-0.001	-0.001	-0.001	-0.001	-0.001	-0.001	-0.001
Silver (Ag)		-0.01	-0.01	-0.01	-0.01	-0.01	-0.01	-0.01	-0.01	-0.01	-0.01	-0.01	-0.01
Thallium (Tl)		-0.01	-0.01	-0.01	-0.01	-0.01	-0.01	-0.01	-0.01	-0.01	-0.01	-0.01	-0.01
Vanadium (V205)		-0.1	-0.1	-0.1	-0.1	-0.1	-0.1	-0.1	-0.1	-0.1	-0.1	-0.1	-0.1
Zinc (ZN)		-0.01	-0.01	-0.01	-0.01	-0.01	-0.01	-0.01	-0.01	-0.01	-0.01	-0.01	-0.01
RADIOMETRIC pCi/l:													
Uranium, natural	GPS (36)	0.2	0.406	0.4	0.4739	0.4062	1.8	0.5	0.8	0.6	0.3	0.3	0.5
Radium 226		5.5	5.1	5.1	5	5	6.2	6.6	5.1	4.5	6.1	2.5	4.4
Radium Precision +/-		0.4	0.4	0.4	0.4	0.4	0.8	0.5	0.4	0.7	0.9	0.6	0.7
Radium 228		2.7	3.2	-1	-1	3.6	-1	-1	-1	-1	-1	3.3	-1
Radium Precision +/-		0.2	0.2			1.6						0.9	
Comb. Ra226/228	GPS (5.8)	8.2	8.3	5.1	5	8.6	6.2	6.6	5.1	4.5	6.1	5.8	4.4
Thorium 230	GPS (7.0)	-0.2	-0.2	-0.2	1.1	-0.2	-0.2	-0.2	0.4	-0.2	-0.2	-0.2	-0.2
Thorium Precision +/-					1.1				0.4				
Lead (Pb210)	GPS (8.9)	5.3	-1	-1	-1	-2.7	-2.7	-2.7	-2.7	-1	-1	-1	-1
Lead Precision +/-		1.8											
Gross Alpha	GPS (15)	5.2	5.1	4.3	5.8	5.6	5.4	-1	6.8	6.7	6.6	5.6	7
Gross Alpha Precision +/-		1.6	1.3	1.3	1.4	1	1.8		1.5	1.4	1.6	1	1.7
QUALITY ASSURANCE DATA:													
TDS A/C Balance (dec. %)		0.94	0.94	0.8	1.26	0.94	1.01	0.95	1.02	1.05	1.07	1.1	0.85
(LAB: Energy Labs Inc. unless noted.)													

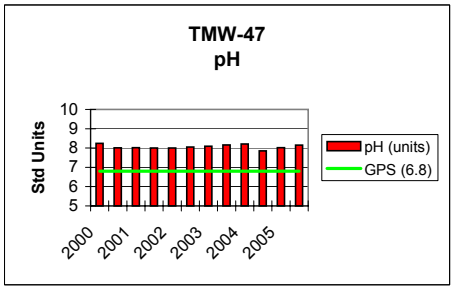

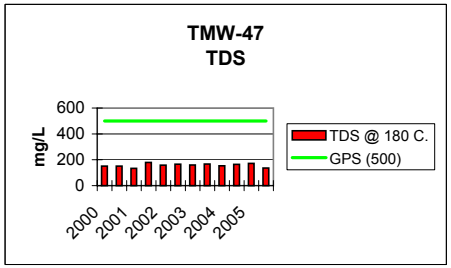

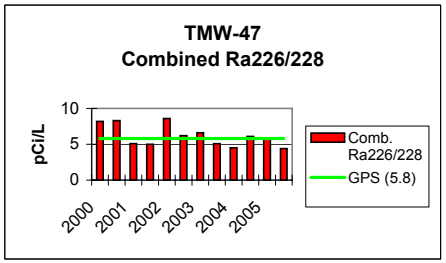

KENNECOTT URANIUM COMPANY													
TMW-48													
NORTHING: 147,312.58	Groundwater	2000		2001		2002		2003		2004		2005	
EASTING: 326,482.99	Protection												
ND = Non-detectable	Standard	2/3/00	8/2/00	2/22/01	8/2/01	2/5/02	8/21/02	2/6/03	8/5/03	2/10/04	8/3/04	2/2/05	8/4/05
FIELD DATA mg/l:	(GPS)												
Temperature (C)	as of 5/26/05	8	8	8	8	8	8	8	8	8	13	11	11
pH (Std. Units)		6.8	7.3	7.3	7.4	7.3	6.9	7.2	6.8	8.2	7.6	7.1	7.3
Cond (umho/cm)		380	340	320	460	480	480	520	460	480	380	500	300
TDS													
MAJOR IONS mg/l:													
Alk-CaC03		111	107	109	107	109	109	110	112	111	108	109	106
Bicarbonate (HCO3)		135	130	132	130	133	133	134	136	135	132	133	129
Calcium (Ca)		70.1	71.2	75.3	66.3	77.5	74.5	71.4	76.1	75.8	71.8	78.1	75
Carbonate (CO3)		-0.1	-0.1	-0.1	-1	-1	-1	-1	-1	-1	-1	-1	-1
Chloride (Cl)		2.4	8.7	-1	7.2	7.7	4.5	6.6	-1	6.9	3	5	5
Fluoride (F)		0.2	0.19	0.19	0.2	0.2	0.2	0.2	0.2	0.2	0.2	0.2	0.2
Magnesium (Mg)		4.5	4.5	4.9	4.3	4.7	4.9	4.7	4.7	4.8	4.7	5	4.8
Nitrate-N (NO3)		-0.1	-0.1	-0.1	-0.1	-0.1	-0.1	-0.1	-0.1	-0.1	-0.1	-0.1	-0.1
Potassium (K)		4	2.6	2.5	2	2.6	2.5	3.2	3.1	2.7	2.2	2.7	2.4
Silica (SiO2)		13.9	14.2	14.5	13.8	13.5	15.2	13.7	14.3	14.9	15	15	15
Sodium (Na)		31.4	29.9	32.7	30.8	30.7	32.6	34.9	32.3	30.9	31.5	33.5	30.9
Sulfate (SO4)		138	141	149	125	144	138	141	158	150	136	147	141
NON-METALS:													
Cyanide (CN)		-0.005	-0.005	-0.005	-0.005	-0.005	-0.005	-0.005	-0.005	-0.005	-0.005	-0.005	-0.005
PHYSICAL PROPERTIES:													
Cond (umho/cm)		514	511	520	502	510	511	523	529	540	508	529	534
pH	GPS (6.8)	8.17	7.95	7.91	8	7.9	8.01	7.7	8.01	7.84	7.56	7.87	8.03
TDS @ 180 C.	GPS (500)	323	320	340	333	366	359	348	349	340	348	377	350
METALS-DISSOLVED mg/l:													
Aluminum (Al)	GPS (1.8)	-0.1	-0.1	-0.1	-0.1	-0.1	-0.1	-0.1	-0.1	-0.1	-0.1	-0.1	-0.1
Arsenic (As)	GPS (.05)	-0.01	-0.01	-0.001	-0.01	-0.01	-0.01	-0.01	-0.01	-0.01	-0.01	-0.01	-0.01
Barium (Ba)		-0.1	-0.1	-0.1	-0.1	-0.1	-0.1	-0.1	-0.1	-0.1	-0.1	-0.1	-0.1
Beryllium (Be)	GPS (.01)	-0.01	-0.01	-0.01	-0.01	-0.01	-0.01	-0.01	-0.01	-0.01	-0.01	-0.01	-0.01
Boron (B)		-0.1	-0.1	-0.1	-0.1	-0.1	-0.1	-0.1	-0.1	-0.1	-0.1	-0.1	-0.1
Cadmium (Cd)	GPS (.01)	-0.005	-0.005	-0.005	-0.005	-0.005	-0.005	-0.005	-0.005	-0.005	-0.005	-0.005	-0.005
Chromium (Cr)	GPS (.05)	-0.01	-0.01	-0.01	-0.01	-0.01	-0.01	-0.01	-0.01	-0.01	-0.01	-0.01	-0.01
Cobalt (Co)		-0.001	-0.001	-0.001	-0.001	-0.001	-0.001	-0.001	-0.001	-0.001	-0.001	-0.001	-0.001
Copper (Cu)		-0.01	-0.01	-0.01	-0.01	-0.01	-0.01	-0.01	-0.01	-0.01	-0.01	-0.01	-0.01
Iron (Fe)	GPS (0.6)	0.11	-0.01	-0.01	-0.01	-0.01	0.054	-0.05	0.094	0.093	0.1	0.13	0.1
Lead (Pb)		-0.01	-0.01	-0.01	-0.01	-0.01	-0.01	-0.01	-0.01	-0.01	-0.03	-0.01	-0.01
Manganese (Mn)	GPS (0.2)	0.04	0.04	0.04	0.04	0.04	0.04	0.05	0.04	0.04	0.04	0.07	0.05
Mercury (Hg)		-0.0002	-0.0002	-0.0002	-0.0002	-0.0002	-0.0002	-0.0002	-0.0002	-0.0002	-0.0002	-0.0002	-0.0002
Molybdenum (Mo)		-0.01	-0.01	-0.01	-0.01	-0.01	-0.01	-0.01	-0.01	-0.01	-0.08	-0.01	-0.01
Nickel (Ni)	GPS (.01)	-0.01	-0.01	-0.01	-0.01	-0.01	-0.01	-0.01	-0.01	-0.01	-0.05	-0.01	-0.01
Selenium (Se)	GPS (.01)	-0.001	-0.001	-0.001	-0.001	-0.001	-0.001	-0.001	-0.001	-0.001	-0.001	-0.001	-0.001
Silver (Ag)		-0.01	-0.01	-0.01	-0.01	-0.01	-0.01	-0.01	-0.01	-0.01	-0.01	-0.01	-0.01
Thallium (Tl)		-0.01	-0.01	-0.01	-0.01	-0.01	-0.01	-0.01	-0.01	-0.01	-0.01	-0.01	-0.01
Vanadium (V205)		-0.1	-0.1	-0.1	-0.1	-0.1	-0.1	-0.1	-0.1	-0.1	-0.1	-0.1	-0.1
Zinc (ZN)		-0.01	-0.01	-0.01	0.01	-0.01	-0.01	-0.01	-0.01	-0.01	-0.01	-0.01	-0.01
RADIOMETRIC pCi/l:													
Uranium, natural	GPS (36)	-0.2	0.344	0.3	0.6093	0.2031	1.8	0.2	0.3	0.3	0.3	0.4	0.5
Radium 226		2.5	2.4	2.4	1.7	2.5	3.3	3.2	2.4	2.7	1.8	4.9	1.9
Radium Precision +/-		0.3	0.3	0.3	0.4	0.3	0.3	0.4	0.3	0.6	0.5	0.9	0.5
Radium 228		3.5	4.7	2.9	1.9	5.7	-1	-1	-1	-1	1.6	1.5	-1
Radium Precision +/-		0.2	0.2	1.2		1.6					1	0.8	
Comb. Ra226/228	GPS (5.8)	6	7.1	5.3	3.6	8.2	3.3	3.2	2.4	2.7	3.4	2.7	1.9
Thorium 230	GPS (7.0)	-0.2	-0.2	-0.2	-0.2	-0.2	-0.2	0.7	0.5	-0.2	-0.2	-0.2	-0.2
Thorium Precision +/-								0.5	0.5				
Lead (Pb210)	GPS (8.9)	-1	-1	-1	1.2	-2.7	-2.7	-2.7	-2.7	-1	-1	-1	-1
Lead Precision +/-					5								
Gross Alpha	GPS (15)	4.7	2.2	2	2.8	-1	2.4	5.8	2.4	5.1	4.1	4.8	2.9
Gross Alpha Precision +/-		1.6	1	1	1.1		1.4	3.4	1.1	1.2	1.3	1.5	1.2
QUALITY ASSURANCE DATA:													
TDS A/C Balance (dec. %)		0.97	0.95	0.98	1.11	1.05	1.05	1.01	0.97	1.01	1.06	1.1	1.04
(LAB: Energy Labs Inc. unless noted.)													

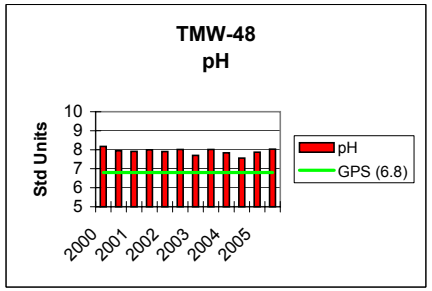

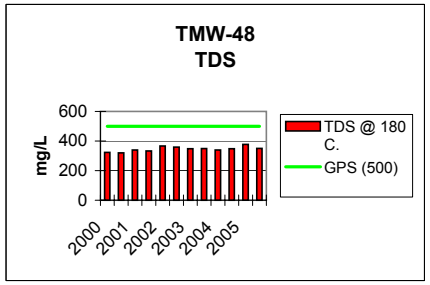

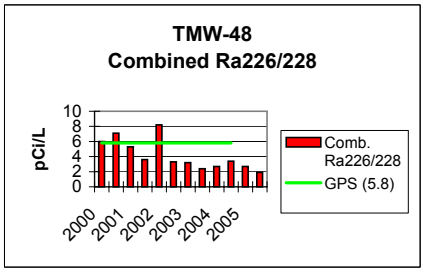

KENNECOTT URANIUM COMPANY													
TMW-49													
NORTHING:147,708.93	Groundwater	2000		2001		2002		2003		2004		2005	
EASTING:324,836.10	Protection												
ND = Non-detectable	Standard	03/08/00	09/06/00	03/21/01	09/04/01	03/06/02	09/04/02	03/05/03	09/15/03	3/9/2004	9/15/2004	3/1/2005	12/17/2005
FIELD DATA mg/l:	(GPS)												
Temperature (C)	as of 5/26/05	8	8	8	8	8	8	8	8	8	13	13	8
pH (Std. Units)		7.6	6.1	7.4	7.5	7.3	6.7	6.8	6.7	8.8	7.6	7.5	7.39
Cond. (umho/cm)		460	480	380	780	580	580	580	500	460	420	440	440
TDS													
MAJOR IONS mg/l:													
Alk - CaCO3		109	109	108	110	110	111	110	110	110	108	107	108
Bicarbonate (HCO3)		132	132	132	134	134	135	134	134	134	132	131	131
Calcium (Ca)		87.5	91.5	95.9	89.7	96.9	90.8	82.5	93.8	92.9	93.1	92.7	95.3
Carbonate (CO3)		-0.1	-0.1	-0.1	-1	-1	-1	-1	-1	-1	-1	-1	-1
Chloride (Cl)		8.1	9.3	9	12.4	11.9	10.2	5.7	4	9.8	7	8	7
Fluoride (F)		0.16	0.18	0.19	0.2	0.2	0.2	0.2	0.2	0.2	0.2	0.2	0.2
Magnesium (Mg)		4.8	4.8	5.1	4.96	4.9	4.8	4.3	5	4.9	4.9	4.8	5.2
Nitrate - N (NO3)		-0.1	-0.1	-0.1	-0.1	-0.1	-0.1	-0.1	3.1	-0.1	-0.1	-0.1	-0.1
Potassium (K)		2.9	3.2	3	2.71	2.9	2.7	3.4	14.8	2.9	2.7	2.9	2.9
Silica (SiO2)		14.5	13.6	14.6	14.4	15.4	14.3	12.4	38.9	15.3	14	14	16
Sodium (Na)		39.2	37.1	40.6	37.9	38.8	38	36.3	203	40	39.4	38.7	37.4
Sulfate (SO4)		198	203	206	186	217	197	182	-0.1	204	203	198	207
NON-METALS:													
Cyanide (CN)		-0.005	-0.005	-0.005	-0.005	-0.005	-0.005	-0.005	-0.005	-0.005	-0.005	-0.005	-0.005
PHYSICAL PROPERTIES:													
Cond. (umho/cm)		637	627	632	629	627	612	626	660	637	613	649	635
pH	GPS (6.8)	8.1	8.02	7.82	8.1	7.9	7.99	7.77	8	7.87	7.56	8.01	8.12
TDS @ 180 C.	GPS (500)	427	424	437	427	433	445	404	429	461	431	417	419
METALS-DISSOLVED mg/l:													
Aluminum (Al)	GPS (1.8)	-0.1	-0.1	-0.1	-0.1	-0.1	-0.1	-0.1	-0.1	-0.1	-0.1	-0.1	-0.1
Arsenic (As)	GPS (.05)	-0.001	-0.001	-0.001	-0.001	-0.001	-0.001	-0.001	0.002	-0.001	-0.001	-0.001	-0.001
Barium (Ba)		-0.1	-0.1	-0.1	-0.1	-0.1	-0.1	-0.1	-0.1	-0.1	-0.1	-0.1	-0.1
Beryllium (Be)	GPS (.01)	-0.01	-0.01	-0.01	-0.01	-0.01	-0.01	-0.01	-0.01	-0.01	-0.01	-0.01	-0.01
Boron (B)		-0.1	-0.1	-0.1	-0.1	-0.1	-0.1	-0.1	-0.1	-0.1	-0.1	-0.1	-0.1
Cadmium (Cd)	GPS (.01)	-0.005	-0.005	-0.005	-0.005	-0.005	-0.005	-0.005	-0.005	-0.005	-0.005	-0.005	-0.005
Chromium (Cr)	GPS (.05)	-0.01	0.02	-0.01	-0.01	-0.01	-0.01	-0.01	-0.01	-0.01	-0.01	-0.01	-0.01
Cobalt (Co)		-0.001	-0.001	-0.001	-0.001	-0.001	-0.001	-0.001	-0.001	-0.001	-0.001	-0.001	-0.001
Copper (Cu)		-0.01	0.02	-0.01	-0.01	-0.01	-0.01	-0.01	-0.01	-0.01	-0.01	-0.01	-0.01
Iron (Fe)	GPS (0.6)	0.07	-0.1	-0.1	0.137	0.068	-0.05	-0.05	-0.05	0.057	0.057	0.08	-0.05
Lead (Pb)		-0.01	-0.01	-0.01	-0.01	-0.01	-0.01	-0.01	-0.01	-0.01	-0.01	-0.01	-0.01
Manganese (Mn)	GPS (0.2)	0.04	0.04	0.04	0.068	0.04	0.04	0.04	0.05	0.04	0.04	0.04	0.04
Mercury (Hg)		-0.0002	-0.0002	-0.0002	-0.0002	-0.0002	-0.0002	-0.0002	-0.0002	-0.0002	-0.0002	-0.0002	-0.0002
Molybdenum (Mo)		-0.01	-0.01	-0.01	-0.01	-0.01	-0.01	-0.01	-0.01	-0.01	-0.01	-0.01	-0.01
Nickel (Ni)	GPS (.01)	-0.01	-0.01	-0.01	0.031	-0.01	-0.01	-0.01	-0.01	-0.01	-0.01	-0.01	-0.01
Selenium (Se)	GPS (.01)	-0.001	0.002	-0.001	-0.001	-0.001	-0.001	-0.001	-0.001	-0.001	-0.001	-0.001	-0.001
Silver (Ag)		-0.01	-0.01	-0.01	-0.01	-0.01	-0.01	-0.01	-0.01	-0.01	-0.01	-0.01	-0.01
Thallium (Tl)		-0.01	-0.01	-0.01	-0.01	-0.01	-0.01	-0.01	-0.01	-0.01	-0.01	-0.01	-0.01
Vanadium (V2O5)		-0.1	-0.1	-0.1	-0.1	-0.1	-0.1	-0.1	-0.1	-0.1	-0.1	-0.1	-0.1
Zinc (ZN)		-0.01	1.86	0.02	0.035	0.05	0.03	0.01	-0.01	-0.01	-0.01	-0.01	-0.01
RADIOMETRIC pCi/l:													
Uranium, natural	GPS (36)	0.8	1.48	0.7	0.61607	1.1	3	1.2	2	1.7	1.7	2.1	0.5
Radium 226		0.9	1.5	0.8	1.1	1	1.6	1.8	1.5	1.6	1.6	1.9	0.8
Radium Precision +/-		0.2	0.3	0.3	0.2	0.2	0.3	0.2	0.2	0.5	0.5	0.5	0.5
Radium 228		5	2.5	4.4	-1	7.1	-1	2.9	1.4	-1	-1	-1	-1
Radium Precision +/-		0.5	0.1	1		1		1	1				
Comb. Ra226/228	GPS (5.8)	5.9	4	5.2	1.1	8.1	1.6	4.7	2.9	1.6	1.6	1.9	0.8
Thorium 230	GPS (7.0)	-0.2	-0.2	-0.2	-0.2	-0.2	-0.2	-0.2	-0.2	-0.2	-0.2	-0.2	-0.2
Thorium Precision +/-													
Lead (Pb210)	GPS (8.9)	4.2	-1	-1	-1	-2.7	-2.7	-2.7	-2.7	-1	-1	-1	-1
Lead Precision +/-		2											
Gross Alpha	GPS (15)	2.6	-1	3.5	1.9	4.5	2.3	1.2	3	1.3	1.3	2.5	-1
Gross Alpha Precision +/-		1.3		1.5	1	2.1	1.2	1	1	1	1	1.7	
QUALITY ASSURANCE DATA:													
TDS A/C Balance (dec. %)		1.01	0.98	0.99	1.03	0.95	1.04	1.02	0.99	1.1	1.1	0.98	0.96
(LAB: Energy Labs Inc. unless noted.)													
								Red = Revised					

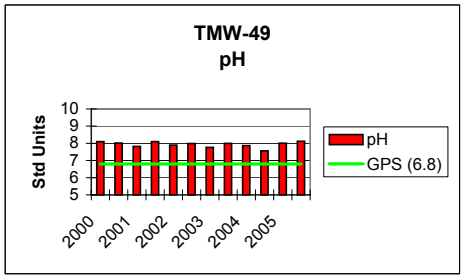

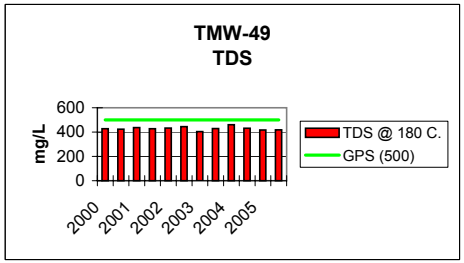

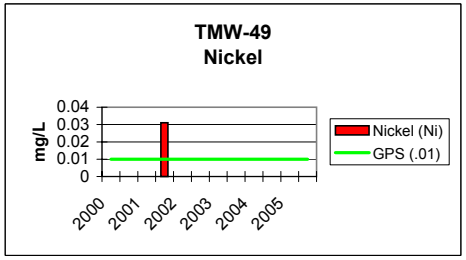

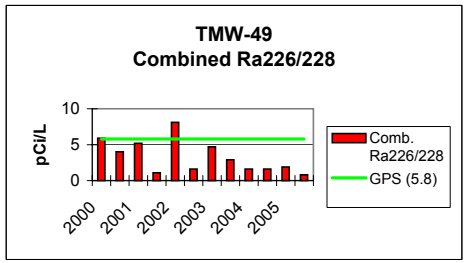

KENNECOTT URANIUM COMPANY													
TMW-50													
NORTHING: 148,198.81	Groundwater	2000		2001		2002		2003		2004		2005	
EASTING: 324,697.71	Protection												
ND = Non-detectable	Standard	3/8/00	9/6/00	3/21/01	9/4/01	3/6/02	9/4/02	3/5/03	9/15/03	3/9/04	9/15/04	3/1/04	12/16/05
FIELD DATA mg/l:	(GPS)												
Temperature (C)	as of 5/26/05	8	8	8	8	8	8	8	8	8	13	14	9.2
pH (Std. Units)		7.1	6.8	7.2	7.3	7.2	6.9	7.1	6.7	7.6	7.4	7.1	7.09
Cond. (umho/cm)		940	1020	760	1060	1300	1060	1060	980	1020	820	900	1040
TDS													
MAJOR IONS mg/l:													
Alk. - CaCO3		191	188	184	181	184	191	194	194	217	188	195	232
Bicarbonate (HCO3)		233	229	224	221	224	232	237	236	265	229	238	284
Calcium (Ca)		229	247	253	230	263	258	223	278	311	282	292	354
Carbonate (CO3)		-0.1	-0.1	-0.1	-1	-1	-1	-1	-1	-1	-1	-1	-1
Chloride (Cl)		33.2	29.1	30.2	28.2	35.4	31.8	24.2	30.3	43.1	30	36	32
Fluoride (F)		0.11	0.12	0.13	0.1	0.1	-0.1	0.1	0.1	-0.1	0.2	0.1	0.1
Magnesium (Mg)		17.1	18	18.5	17.1	18.7	19.1	16	21.2	27.1	20	22.1	31.8
Nitrate-N (NO3)		-0.1	-0.1	-0.1	-0.1	-0.1	-0.1	-0.1	-0.1	-0.1	-0.1	-0.1	-0.1
Potassium (K)		5.1	4.6	4.5	3.9	4.4	4.3	4.7	4.9	5	4.3	4.8	4.9
Silica (SiO2)		15.6	15.6	16.9	16.2	17.9	16.7	13.8	17.6	19	17	16	19
Sodium (Na)		53.4	52.5	56.5	51.7	56.6	55.9	49.4	58.3	60.6	58.6	59.1	63.6
Sulfate (SO4)		524	555	556	480	613	580	522	627	728	616	645	798
NON-METALS:													
Cyanide (CN)		-0.005	-0.005	-0.005	-0.005	-0.005	-0.005	-0.005	-0.005	-0.005	-0.005	-0.005	-0.005
PHYSICAL PROPERTIES:													
Cond. (umho/cm)		1430	1390	1370	1320	1370	1430	1460	1610	1690	1420	1620	1800
pH	GPS (6.8)	7.91	7.9	7.72	7.9	7.7	7.98	7.74	7.95	7.48	7.17	7.63	7.69
TDS @ 180 C.	GPS (500)	1100	1070	1080	1020	1070	1160	1150	1200	1390	1190	1230	1440
METALS-DISSOLVED mg/l:													
Aluminum (Al)	GPS (1.8)	-0.1	-0.1	-0.1	-0.1	-0.1	-0.1	-0.1	0.1	-0.1	-0.1	-0.1	-0.1
Arsenic (As)	GPS (.05)	-0.001	0.001	-0.001	-0.001	-0.001	-0.001	-0.001	-0.001	-0.001	-0.001	-0.001	-0.001
Barium (Ba)		-0.1	-0.1	-0.1	-0.1	-0.1	-0.1	-0.1	-0.1	-0.1	-0.1	-0.1	-0.1
Beryllium (Be)	GPS (.01)	-0.01	-0.01	-0.01	-0.01	-0.01	-0.01	-0.01	-0.01	-0.01	-0.01	-0.01	-0.01
Boron (B)		-0.1	-0.1	-0.1	-0.1	-0.1	-0.1	-0.1	-0.1	-0.1	-0.1	-0.1	-0.1
Cadmium (Cd)	GPS (.01)	-0.005	-0.005	-0.005	-0.005	-0.005	-0.005	-0.005	-0.005	-0.005	-0.005	-0.005	-0.005
Chromium (Cr)	GPS (.05)	-0.01	-0.01	-0.01	-0.01	-0.01	-0.01	-0.01	-0.01	-0.01	-0.01	-0.01	-0.01
Cobalt (Co)		-0.001	0.001	-0.001	-0.001	-0.001	0.002	-0.001	-0.001	-0.001	-0.001	-0.001	-0.001
Copper (Cu)		-0.01	-0.01	-0.01	-0.01	-0.01	-0.01	-0.01	-0.01	-0.01	-0.01	-0.01	-0.01
Iron (Fe)	GPS (0.6)	0.51	0.51	0.5	0.35	0.523	0.369	0.092	0.632	0.932	0.64	0.76	1.13
Lead (Pb)		-0.01	-0.01	-0.01	-0.01	-0.01	-0.01	-0.01	-0.01	-0.01	-0.01	-0.01	-0.01
Manganese (Mn)	GPS (0.2)	0.19	0.18	0.19	0.23	0.18	0.19	0.22	0.25	0.29	0.21	0.23	0.34
Mercury (Hg)		-0.0002	-0.0002	-0.0002	-0.0002	-0.0002	-0.0002	-0.0002	-0.0002	-0.0002	-0.0002	-0.0002	-0.0002
Molybdenum (Mo)		-0.01	-0.01	-0.01	-0.01	-0.01	-0.01	-0.01	-0.01	-0.01	-0.01	-0.01	-0.01
Nickel (Ni)	GPS (.01)	-0.01	-0.01	-0.01	-0.01	-0.01	0.02	-0.01	0.02	-0.01	-0.01	-0.01	-0.01
Selenium (Se)	GPS (.01)	-0.001	0.003	0.001	-0.001	-0.001	-0.001	0.001	0.005	0.001	-0.001	0.001	-0.001
Silver (Ag)		-0.01	-0.01	-0.01	-0.01	-0.01	-0.01	-0.01	-0.01	-0.01	-0.01	-0.01	-0.01
Thallium (Tl)		-0.01	-0.01	-0.01	-0.01	-0.01	-0.01	-0.01	-0.01	-0.01	-0.01	-0.01	-0.01
Vanadium (V205)		-0.1	-0.1	-0.1	-0.1	-0.1	-0.1	-0.1	-0.1	-0.1	-0.1	-0.1	-0.1
Zinc (ZN)		0.01	0.03	-0.01	0.056	0.03	0.01	0.02	0.01	0.01	0.02	-0.01	-0.01
RADIOMETRIC pCi/l:													
Uranium, natural	GPS (36)	2.2	2.5	2.5	2.3018	2.3	2.7	2.7	2.5	3.3	2.5	2.7	2.8
Radium 226		2.9	4.2	2.5	3.1	2.7	2.6	3.3	3	4.1	2.2	4	2.4
Radium Precision +/-		0.3	0.4	0.4	0.3	0.3	0.3	0.3	0.3	1	0.7	0.7	0.7
Radium 228		7.7	7	7.8	8.7	7.3	4.5	7.3	3.4	4.7	3.3	4.2	5.9
Radium Precision +/-		0.6	0.6	1.1	1.4	1	1	1.1	1	1.3	1.7	1	1.2
Comb. Ra226/228	GPS (5.8)	10.6	11.2	10.3	11.8	10	7.1	10.6	6.4	8.8	5.5	8.2	8.3
Thorium 230	GPS (7.0)	-0.2	-0.2	-0.2	0.2	-0.2	-0.2	-0.2	-0.2	-0.2	-0.2	-0.2	-0.2
Thorium Precision +/-					0.2								
Lead (Pb210)	GPS (8.9)	6.8	-1	-1	4.8	-2.7	-2.7	-2.7	-2.7	-1	-1	-1	-1
Lead Precision +/-		2.1			1								
Gross Alpha	GPS (15)	8.6	3.8	6.1	3.6	6.3	4.5	4	6.1	4.1	4.3	8.7	3
Gross Alpha Precision +/-		1.1	1.1	1.8	1.2	2.5	1.4	1	1.4	1.1	1.3	1.3	1.4
QUALITY ASSURANCE DATA:													
TDS A/C Balance (dec. %)		1.11	1.03	1.03	1.09	0.94	1.07	1.18	1.03	1.06	1.04	1.03	1
(LAB: Energy Labs Inc. unless noted.)													

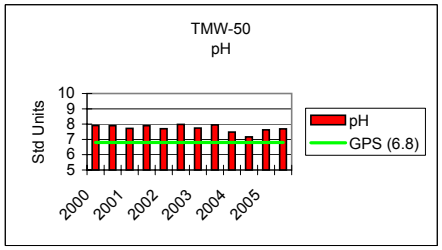

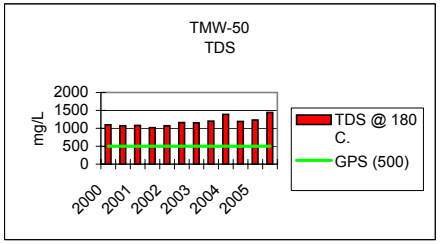

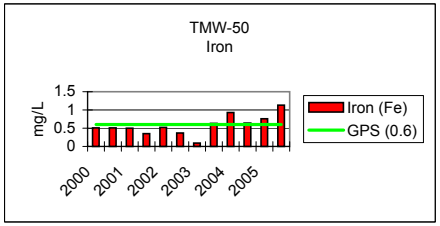

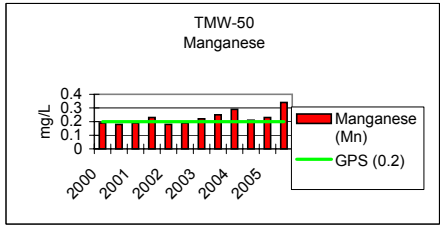

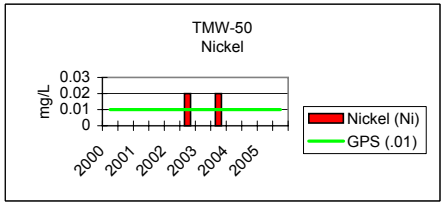

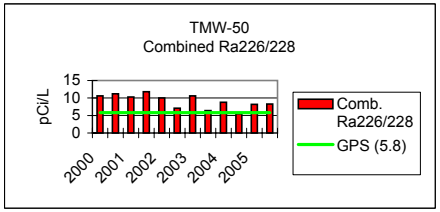

KENNECOTT URANIUM COMPANY													
TMW-51													
NORTHING: 147,995.26	Groundwater	2000		2001		2002		2003		2004		2005	
EASTING: 324,449.18	Protection												
ND = Non-detectable	Standard	03/08/00	09/06/00	03/21/01	09/04/01	03/12/02	09/04/02	03/05/03	09/15/03	03/11/04	09/14/04	03/02/05	12/16/05
FIELD DATA mg/l:	(GPS)												
Temperature (C)	as of 5/26/05	8	8	**8**	8	8	8	8	8	8	14	14	9.8
pH (Std. Units)		7.2	6.5	7.4	7.5	7.1	6.8	6.8	6.8	7.5	7.3	7.1	7.53
Cond. (umho/cm)		540	600	520	640	1300	660	660	640	560	500	500	510
TDS													
MAJOR IONS mg/l:													
Alk - CaCO3		126	125	126	129	127	127	128	126	125	125	125	125
Bicarbonate (HCO3)		153	152	153	157	155	155	156	153	153	152	152	152
Calcium (Ca)		102	116	117	110	120	112	106	115	113	114	114	116
Carbonate (CO3)		-0.1	-0.1	-0.1	-1	-1	-1	-1	-1	-1	-1	-1	-1
Chloride (Cl)		11.9	12	10	13.1	13.5	8.5	6	10.1	12.3	8	9	6
Fluoride (F)		0.17	0.16	0.2	0.2	0.2	0.2	0.2	0.2	0.2	0.2	0.2	0.2
Magnesium (Mg)		7.8	8.5	8.7	8.5	8.6	8.2	7.7	8.7	8.5	8.4	8.4	9
Nitrate - N (NO3)		-0.1	-0.1	-0.1	-0.1	-0.1	-0.1	-0.1	-0.1	-0.1	-0.1	-0.1	-0.1
Potassium (K)		3.5	3.5	3.4	2.7	3.2	3	3.6	3.47	3.8	2.9	3.4	3.1
Silica (SiO2)		13.8	13.5	14.4	14	15.3	14.1	12.9	14.8	14.5	14	15	16
Sodium (Na)		38	37.5	40.2	37.1	39.7	38.6	38.2	39.3	40.9	40	39.9	38.1
Sulfate (SO4)		230	258	249	230	272	243	232	251	246	248	246	250
NON-METALS:													
Cyanide (CN)		-0.005	-0.005	-0.005	-0.005	-0.005	-0.005	-0.005	-0.005	-0.005	-0.005	-0.005	-0.005
PHYSICAL PROPERTIES:													
Cond. (umho/cm)		734	758	743	745	730	718	741	747	746	714	767	740
pH	GPS (6.8)	8.1	8.08	7.89	8.1	7.9	8.12	7.96	7.6	7.88	7.53	7.94	8.08
TDS @ 180 C.	GPS (500)	496	523	522	527	517	536	500	600	526	492	505	506
METALS-DISSOLVED mg/l:													
Aluminum (Al)	GPS (1.8)	-0.1	-0.1	-0.1	-0.1	-0.1	-0.1	-0.1	-0.1	-0.1	-0.1	-0.1	-0.1
Arsenic (As)	GPS (.05)	-0.001	-0.001	-0.001	-0.001	-0.001	-0.001	-0.001	0.002	-0.001	-0.001	-0.001	-0.001
Barium (Ba)		-0.1	-0.1	-0.1	-0.1	-0.1	-0.1	-0.1	-0.1	-0.1	-0.1	-0.1	-0.1
Beryllium (Be)	GPS (.01)	-0.01	-0.01	-0.01	-0.01	-0.01	-0.01	-0.01	-0.01	-0.01	-0.01	-0.01	-0.01
Boron (B)		-0.1	-0.1	-0.1	-0.1	-0.1	-0.1	-0.1	-0.1	-0.1	-0.1	-0.1	-0.1
Cadmium (Cd)	GPS (.01)	-0.005	-0.005	-0.005	-0.005	-0.005	-0.005	-0.005	-0.005	-0.005	-0.005	-0.005	-0.005
Chromium (Cr)	GPS (.05)	-0.01	-0.01	-0.01	-0.01	-0.01	-0.01	-0.01	-0.01	-0.01	-0.01	-0.01	-0.01
Cobalt (Co)		-0.001	-0.001	-0.001	-0.001	-0.001	-0.001	-0.001	-0.001	-0.001	-0.001	-0.001	-0.001
Copper (Cu)		-0.01	-0.01	-0.01	-0.01	-0.01	-0.01	-0.01	-0.01	-0.01	-0.01	-0.01	-0.01
Iron (Fe)	GPS (0.6)	0.14	0.14	0.12	0.11	0.142	-0.05	-0.05	0.097	0.134	0.15	0.1	-0.05
Lead (Pb)		-0.01	-0.01	-0.01	-0.01	-0.01	-0.01	-0.01	-0.01	-0.01	-0.01	-0.01	-0.01
Manganese (Mn)	GPS (0.2)	0.06	0.08	0.07	0.091	0.07	0.07	0.07	0.08	0.07	0.07	0.07	0.07
Mercury (Hg)		-0.0002	-0.0002	-0.0002	-0.0002	-0.0002	-0.0002	-0.0002	-0.0002	-0.0002	-0.0002	-0.0002	-0.0002
Molybdenum (Mo)		-0.01	-0.01	-0.01	-0.01	-0.01	-0.01	-0.01	-0.01	-0.01	-0.01	-0.01	-0.01
Nickel (Ni)	GPS (.01)	-0.01	-0.01	-0.01	-0.01	-0.01	-0.01	-0.01	-0.01	-0.01	-0.01	-0.01	-0.01
Selenium (Se)	GPS (.01)	-0.001	0.001	-0.001	-0.001	-0.001	-0.001	-0.001	-0.001	-0.001	-0.001	-0.001	-0.001
Silver (Ag)		-0.01	-0.01	-0.01	-0.01	-0.01	-0.01	-0.01	-0.01	-0.01	-0.01	-0.01	-0.01
Thallium (Tl)		-0.01	-0.01	-0.01	-0.01	-0.01	-0.01	-0.01	-0.01	-0.01	-0.01	-0.01	-0.01
Vanadium (V2O5)		-0.1	-0.1	-0.1	-0.1	-0.1	-0.1	-0.1	-0.1	-0.1	-0.1	-0.1	-0.1
Zinc (ZN)		-0.01	0.5	-0.01	0.037	-0.01	-0.01	0.01	0.03	-0.01	-0.01	-0.01	-0.01
RADIOMETRIC pCi/l:													
Uranium, natural	GPS (36)	1.7	3.25	2.2	1.8956	1.8	2	2.2	1.6	1.8	2.3	2.2	1.8
Radium 226		1.4	2.1	1.2	2	2	2.3	2.2	1.8	0.9	1.8	2.4	1.3
Radium Precision +/-		0.3	0.3	0.4	0.3	0.2	0.3	0.2	0.2	0.5	0.6	0.6	0.5
Radium 228		7.1	5.9	6.2	5.8	3	3.9	7.2	1.6	-1	3.3	2	1.3
Radium Precision +/-		0.6	0.6	1	1.3	1	1	1.1	1		1.7	0.9	1.1
Comb. Ra226/228	GPS (5.8)	8.5	8	7.6	7.8	5	6.2	9.4	3.4	0.9	5.1	4.4	2.6
Thorium 230	GPS (7.0)	-0.2	-0.2	-0.2	-0.2	-0.2	-0.2	-0.2	-0.2	-0.2	-0.2	-0.2	-0.2
Thorium Precision +/-													
Lead (Pb210)	GPS (8.9)	-1	-1	-1	-1	-2.7	-2.7	-2.7	-2.7	-1	-1	-1	-1
Lead Precision +/-													
Gross Alpha	GPS (15)	4	1.8	3.5	2.5	3.5	1.7	1.8	3.8	2.1	1.9	4.1	1.2
Gross Alpha Precision +/-		1.5	0.9	1.5	1.1	1.9	1.1	1	1.1	1	1	1	1.2
QUALITY ASSURANCE DATA:													
TDS A/C Balance (dec. %)		1.02	0.99	1	1.07	0.94	1.06	1.03	1.19	1.05	0.96	0.99	0.98
(LAB: Energy Labs Inc. unless noted.)													

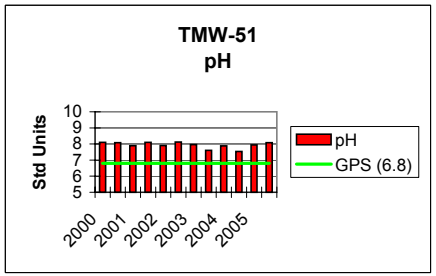

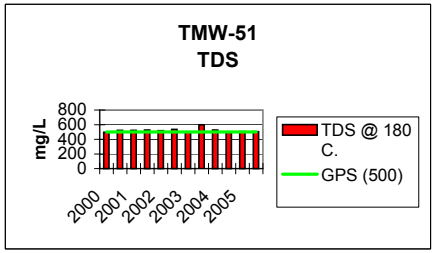

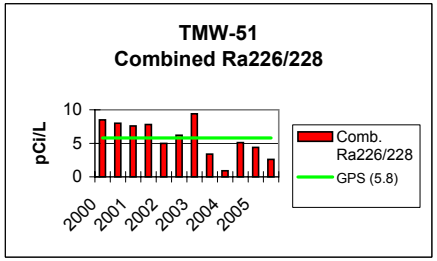

KENNECOTT URANIUM COMPANY														
TMW-52														
NORTHING: 148,316.56	Groundwater	2000		2001		2002		2003		2004		2005		
EASTING: 324,221.64	Protection													
ND = Non-detectable	Standard	3/9/00	9/6/00	3/21/01	9/4/01	3/7/02	9/4/02	3/5/03	9/15/03	1/13/04	3/11/04	9/14/04	3/2/05	12/16/05
FIELD DATA mg/l:	(GPS)													
Temperature (C)	as of 5/26/05	8	8	8	8	8	8	8	8	8	8	14	13	9.6
pH (Std. Units)		7.2	6.4	7.3	7.3	7.2	7.2	6.8	6.8	8.3	7.2	7.3	7.1	7.23
Cond. (umho/cm)		680	800	660	880	860	780	860	800	800	700	660	680	760
TDS														
MAJOR IONS mg/l:														
Alk - CaCO3		153	153	153	158	155	150	156	150	153	154	147	147	152
Bicarbonate (HCO3)		186	186	187	193	188	183	190	183	187	188	179	180	186
Calcium (Ca)		151	177	172	160	187	156	154	161	206	172	164	167	210
Carbonate (CO3)		-0.1	-0.1	-0.1	-1	-1	-1	-1	-1	-1	-1	-1	-1	-1
Chloride (Cl)		15.3	17.6	18.1	17.1	18.9	15.8	12.2	18.7	15.1	15.9	13	15	16
Fluoride (F)		0.16	0.15	0.18	0.2	0.1	0.2	0.2	0.2	0.1	0.2	0.2	0.2	0.1
Magnesium (Mg)		11.5	12.2	12.5	12.3	12.9	11.4	10.8	11.1	14.4	12.7	11.8	12	14.6
Nitrate - N (NO3)		-0.1	-0.1	-0.1	-0.1	-0.1	-0.1	-0.1	-0.1	-0.1	-0.1	-0.1	-0.1	-0.1
Potassium (K)		4	4.3	4.1	3.4	3.9	3.5	4.2	3.8	7.9	3.8	3.5	4.1	4.1
Silica (SiO2)							13.9	12.9	14.7	16.5	15.2	14	15	17
Sodium (Na)		48	48.1	50	47.5	50.9	47.7	46.4	45.7	54.8	53.4	49.6	49.5	51.7
Sulfate (SO4)		355	406	385	350	392	358	352	363	471	398	369	371	480
NON-METALS:														
Cyanide (CN)		-0.005	-0.005	-0.005	-0.005	-0.005	-0.005	-0.005	-0.005	-0.005	-0.005	-0.005	-0.005	-0.005
PHYSICAL PROPERTIES:														
Cond. (umho/cm)		1000	1070	1020	1040	1020	967	1030	1080	1050	1060	973	1030	1180
pH	GPS (6.8)	8.05	7.79	7.79	8	7.8	7.97	7.6	8.05	8.05	7.92	7.38	7.86	7.91
TDS @ 180 C.	GPS (500)	704	781	748	771	753	730	744	739	754	786	720	732	875
METALS-DISSOLVED mg/l:														
Aluminum (Al)	GPS (1.8)	-0.1	-0.1	-0.1	-0.1	-0.1	-0.1	-0.1	0.1	-0.1	-0.1	-0.1	-0.1	-0.1
Arsenic (As)	GPS (.05)	-0.001	-0.001	-0.001	-0.001	-0.001	-0.001	-0.001	-0.002	-0.002	-0.002	-0.001	-0.002	-0.002
Barium (Ba)		-0.1	-0.1	-0.1	-0.1	-0.1	-0.1	-0.1	-0.1	-0.1	-0.1	-0.1	-0.1	-0.1
Beryllium (Be)	GPS (.01)	-0.01	-0.01	-0.01	-0.01	-0.01	-0.01	-0.01	-0.01	-0.01	-0.01	-0.01	-0.01	-0.01
Boron (B)		-0.1	-0.1	-0.1	-0.1	-0.1	-0.1	-0.1	-0.1	-0.1	-0.1	-0.1	-0.1	-0.1
Cadmium (Cd)	GPS (.01)	-0.005	-0.005	-0.005	-0.005	-0.005	-0.005	-0.005	-0.005	-0.005	-0.005	-0.005	-0.005	-0.005
Chromium (Cr)	GPS (.05)	-0.01	-0.01	-0.01	-0.01	-0.01	-0.01	-0.01	-0.01	-0.01	-0.01	-0.01	-0.01	-0.01
Cobalt (Co)		-0.001	-0.001	-0.001	-0.001	-0.001	0.001	-0.001	-0.001	-0.001	-0.001	-0.01	-0.001	-0.001
Copper (Cu)		-0.01	-0.01	-0.01	-0.01	-0.01	-0.01	-0.01	-0.01	-0.01	-0.01	-0.01	-0.01	-0.01
Iron (Fe)	GPS (0.6)	0.41	0.54	0.54	0.35	0.46	0.222	-0.05	0.411	0.459	0.409	0.44	0.31	0.22
Lead (Pb)		-0.01	-0.01	-0.01	-0.01	-0.01	-0.01	-0.01	-0.01	-0.01	-0.01	-0.01	-0.01	-0.01
Manganese (Mn)	GPS (0.2)	0.09	0.11	0.1	0.13	0.1	0.09	0.09	0.11	0.1	0.1	0.1	0.09	0.12
Mercury (Hg)		-0.0002	-0.0002	-0.0002	-0.0002	-0.0002	-0.0002	-0.0002	-0.0004	-0.0004	-0.0004	0.0003	-0.0004	-0.0004
Molybdenum (Mo)		-0.01	-0.01	-0.01	-0.01	-0.01	-0.01	-0.01	-0.01	-0.01	-0.01	-0.01	-0.01	-0.01
Nickel (Ni)	GPS (.01)	-0.01	-0.01	-0.01	-0.01	-0.01	0.01	-0.01	-0.01	-0.01	-0.01	-0.01	-0.01	-0.01
Selenium (Se)	GPS (.01)	-0.001	-0.001	0.001	-0.001	-0.001	-0.001	-0.001	-0.005	-0.005	-0.005	-0.001	-0.005	-0.005
Silver (Ag)		-0.01	-0.01	-0.01	-0.01	-0.01	-0.01	-0.01	-0.01	-0.01	-0.01	-0.01	-0.01	-0.01
Thallium (Tl)		-0.01	-0.01	-0.01	-0.01	-0.01	-0.01	-0.01	-0.01	-0.01	-0.01	-0.01	-0.01	-0.01
Vanadium (V2O5)		-0.1	-0.1	-0.1	-0.1	-0.1	-0.1	-0.1	-0.1	-0.1	-0.1	-0.1	-0.1	-0.1
Zinc (ZN)		-0.01	0.08	-0.01	-0.01	-0.01	0.01	-0.01	0.02	-0.01	-0.01	-0.01	-0.01	-0.01
RADIOMETRIC pCi/l:														
Uranium, natural	GPS (36)	4.6	4.67	5.9	4.9421	5.2	5.8	4.8	4.8	6.3	6.2	6.2	5.2	3.5
Radium 226		1.3	2.1	1.9	2.3	2.3	2.1	2.5	1.8	3.7	2.1	2.1	2.3	2.6
Radium Precision +/-		0.3	0.3	0.4	0.3	0.2	0.3	0.2	0.2	0.7	0.6	0.7	0.6	0.7
Radium 228		8.4	3.9	4.9	4.4	3	3.9	4.9	2.2	2.8		-1	2.1	4.1
Radium Precision +/-		0.6	0.2	1	1.3	1	1	1	1	0.9			0.9	1.1
Comb. Ra226/228	GPS (5.8)	10.2	6	6.8	6.7	5.3	6	7.4	4	6.5	2.1	2.1	4.4	6.7
Thorium 230	GPS (7.0)	-0.2	-0.2	-0.2	-0.2	-0.2	-0.2	-0.2	-0.2	-0.2	-0.2	-0.2	-0.2	-0.2
Thorium Precision +/-														
Lead (Pb210)	GPS (8.9)	-1	-1	-1	-1	-2.7	-2.7	-2.7	-2.7	-2.7	-1	-1	-1	-1
Lead Precision +/-														
Gross Alpha	GPS (15)	4.9	2.5	2.9	1.7	3.8	2	3.8	3	3.3	2.5	2.6	3	2.6
Gross Alpha Precision +/-		1.7	0.9	1.4	1	1.9	1.1	1	1	1.3	1	1.1	1.7	1.4
QUALITY ASSURANCE DATA:														
TDS A/C Balance (dec. %)		1.02	1.01	1	1.1	0.96	1.04	1.08	1.03	0.88	1.05	1.01	.1.01	0.99
(LAB: Energy Labs Inc. unless noted.)														

ORGANICS:	
Diesel Range Organics (mg/L)	ND
Gasoline Range Organics (mg/L)	ND
1,1,1-Trichloroethane (ug/L)	ND
Naphthalene (ug/L)	3.8

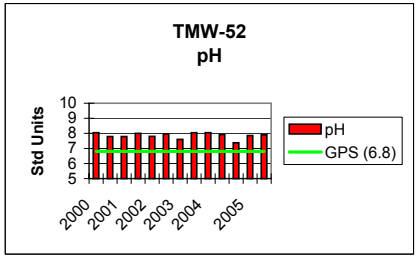

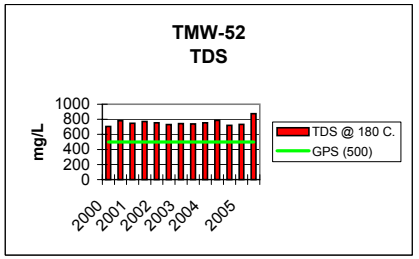

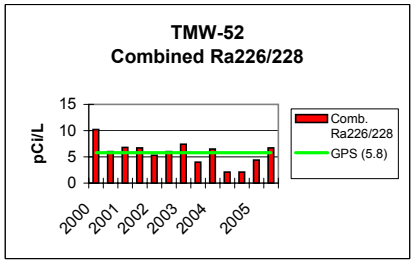

KENNECOTT URANIUM COMPANY													
TMW-53													
NORTHING: 147,849.28	Groundwater	2000		2001		2002		2003		2004		2005	
EASTING: 323,913.72	Protection												
ND = Non-detectable	Standard	3/9/00	9/6/00	3/22/01	9/4/01	3/7/02	9/5/02	3/5/03	9/17/03	3/9/04	9/14/04	3/2/05	12/16/05
FIELD DATA mg/l:	(GPS)												
Temperature (C)	as of 5/26/05	8	8	8	8	8	8	8	8	8	14	13	6.3
pH (Std. Units)		7.4	6.9	7.5	7.4	7.3	6.9	6.9	6.7	7.3	7.9	7.1	7.53
Cond (umho/cm)		400	460	360	500	480	480	520	500	440	380	400	430
TDS													
MAJOR IONS mg/l:													
Alk-CaC03		104	105	102	105	103	105	104	101	102	103	99	100
Bicarbonate (HCO3)		126	127	124	128	126	128	127	123	124	125	121	122
Calcium (Ca)		68.3	77.1	76.4	69.3	81.6	73.6	71.5	74.8	80	72.7	73.7	75.8
Carbonate (CO3)		-0.1	-0.1	1	-1	-1	-1	-1	-1	-1	-1	-1	-1
Chloride (Cl)		6.8	7.7	9.3	11.5	11	7.1	1.1	10	10.5	5	6	5
Fluoride (F)		0.16	0.15	0.18	0.2	0.1	0.1	0.2	0.2	0.1	0.2	0.2	0.2
Magnesium (Mg)		3.3	3.6	3.6	3.4	3.6	3.4	3.3	3.4	3.7	3.4	3.4	3.7
Nitrate-N (NO3)		-0.1	-0.1	-0.1	-0.1	-0.1	-0.1	-0.1	-0.1	-0.1	-0.1	-0.1	-0.1
Potassium (K)		3	2.8	2.4	2.1	2.7	2.4	3.2	2.4	2.8	2.3	3.1	2.5
Silica (SiO2)		13.3	13.5	13.5	13.4	15	13.8	12.9	14.4	15.6	14	15	16
Sodium (Na)		39.6	40.3	43.2	39	41.5	40.3	40.5	39.9	39.7	41.1	40.6	39.6
Sulfate (SO4)		160	178	169	150	170	165	160	163	169	160	162	170
NON-METALS:													
Cyanide (CN)		-0.005	-0.005	-0.005	-0.005	-0.005	-0.005	-0.005	-0.005	-0.005	-0.005	-0.005	-0.005
PHYSICAL PROPERTIES:													
Cond (umho/cm)		566	571	562	556	551	543	557	567	557	535	560	556
pH	GPS (6.8)	8.14	8.1	7.95	8.1	8	8.1	7.75	8.14	7.96	7.6	8.04	8.15
TDS @ 180 C.	GPS (500)	360	377	353	386	364	384	355	366	394	333	355	354
METALS-DISSOLVED mg/l:													
Aluminum (Al)	GPS (1.8)	-0.1	-0.1	-0.1	-0.1	-0.1	-0.1	-0.1	-0.1	-0.1	-0.1	-0.1	-0.1
Arsenic (As)	GPS (.05)	-0.001	0.001	0.002	0.0017	0.001	0.002	0.001	0.001	0.002	0.001	0.002	0.001
Barium (Ba)		-0.1	-0.1	-0.1	-0.1	-0.1	-0.1	-0.1	-0.1	-0.1	-0.1	-0.1	-0.1
Beryllium (Be)	GPS (.01)	-0.01	-0.01	-0.01	-0.01	-0.01	-0.01	-0.01	-0.01	-0.01	-0.01	-0.01	-0.01
Boron (B)		-0.1	-0.1	-0.1	-0.1	-0.1	-0.1	-0.1	-0.1	-0.1	-0.1	-0.1	-0.1
Cadmium (Cd)	GPS (.01)	-0.005	-0.005	-0.005	-0.005	-0.005	-0.005	-0.005	-0.005	-0.005	-0.005	-0.005	-0.005
Chromium (Cr)	GPS (.05)	-0.01	-0.01	-0.01	-0.01	-0.01	-0.01	-0.01	-0.01	-0.01	-0.01	-0.01	-0.01
Cobalt (Co)		-0.001	-0.001	-0.001	-0.001	-0.001	-0.001	-0.001	-0.001	-0.001	-0.001	-0.001	-0.001
Copper (Cu)		-0.01	-0.01	-0.01	-0.01	-0.01	-0.01	-0.01	-0.01	-0.01	-0.01	-0.01	-0.01
Iron (Fe)	GPS (0.6)	0.04	0.08	-0.01	-0.1	-0.1	-0.1	-0.1	0.083	0.308	0.12	0.1	-0.05
Lead (Pb)		-0.01	-0.01	-0.01	-0.01	-0.01	-0.01	-0.01	-0.01	-0.01	-0.01	-0.01	-0.01
Manganese (Mn)	GPS (0.2)	0.04	0.05	0.04	0.046	0.04	0.03	0.03	0.04	0.04	0.04	0.04	0.04
Mercury (Hg)		-0.0002	-0.0002	-0.0002	-0.0002	-0.0002	-0.0002	-0.0002	-0.0002	-0.0002	-0.0002	-0.0002	-0.0002
Molybdenum (Mo)		-0.01	-0.01	-0.01	-0.01	-0.01	-0.01	-0.01	-0.01	-0.01	-0.01	-0.01	-0.01
Nickel (Ni)	GPS (.01)	-0.01	-0.01	-0.01	-0.01	-0.01	-0.01	-0.01	-0.01	-0.01	-0.01	-0.01	-0.01
Selenium (Se)	GPS (.01)	-0.001	-0.001	-0.001	-0.001	-0.001	-0.001	-0.001	-0.001	-0.001	-0.001	-0.001	-0.001
Silver (Ag)		-0.01	-0.01	-0.01	-0.01	-0.01	-0.01	-0.01	-0.01	-0.01	-0.01	-0.01	-0.01
Thallium (Tl)		-0.01	-0.01	-0.01	-0.01	-0.01	-0.01	-0.01	-0.01	-0.01	-0.01	-0.01	-0.01
Vanadium (V205)		-0.1	-0.1	-0.1	-0.1	-0.1	-0.1	-0.1	-0.1	-0.1	-0.1	-0.1	-0.1
Zinc (ZN)		-0.01	0.04	-0.01	-0.01	0.02	-0.01	-0.01	-0.01	-0.01	-0.01	-0.01	-0.01
RADIOMETRIC pCi/l:													
Uranium, natural	GPS (36)	0.7	0.542	0.4	0.32496	0.7	0.6	0.4	0.8	0.5	1.6	0.5	0.4
Radium 226		0.4	1.3	0.9	1.1	1.2	1.1	1.2	0.9	1	0.5	1.3	0.7
Radium Precision +/-		0.2	0.2	0.2	0.2	0.2	0.2	0.2	0.2	0.4	0.4	0.5	0.4
Radium 228		4.1	2.8	3.7	2.9	3.9	4.8	-1	4.2	-1	-1	1.3	-1
Radium Precision +/-		0.2	0.1	1.2	1.2	1	1		1.3			0.9	
Comb. Ra226/228	GPS (5.8)	4.5	4.1	4.6	4	5.1	5.9	1.2	5.1	1	0.5	2.6	0.7
Thorium 230	GPS (7.0)	-0.2	-0.2	-0.2		-0.2	-0.2	-0.2	-0.2	-0.2	-0.2	-0.2	-0.2
Thorium Precision +/-													
Lead (Pb210)	GPS (8.9)	-1	-1	-1	-1	-2.7	-2.7	-2.7	-2.7	-1	-1	-1	-1
Lead Precision +/-													
Gross Alpha	GPS (15)	3	1	-1	1.3	3.2	2.2	-1	2.6	1.4	1.7	-1	-1
Gross Alpha Precision +/-		1.4	0.8		1	1.8	1.1		1	1	1		
QUALITY ASSURANCE DATA:													
TDS A/C Balance (dec. %)		1	0.97	0.93	1.09	0.93	1.03	0.99	0.98	1.07	0.92	0.98	0.95
(LAB: Energy Labs Inc. unless noted.)													

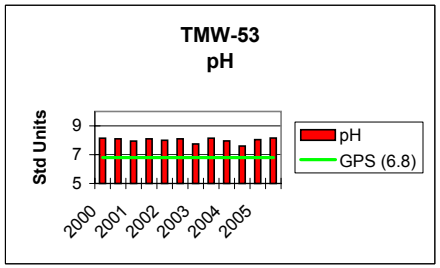

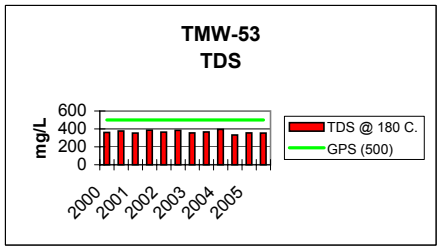

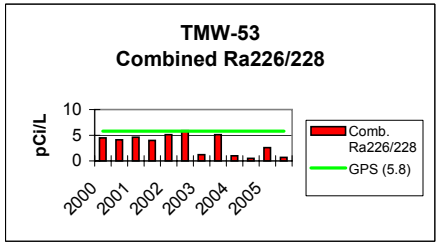

KENNECOTT URANIUM COMPANY															
TMW-56															
NORTHING: 149,105.02	Groundwater	2000		2001		2002				2003		2004		2005	
EASTING: 324,418.67	Protection														
ND = Non-detectable	Standard	3/9/00	9/7/00	3/22/01	9/4/01	3/12/02	7/23/02	9/5/02	10/10/02	3/5/03	9/17/03	3/11/04	9/15/04	3/2/05	12/22/05
FIELD DATA mg/l:	(GPS)														
Temperature (C)	as of 5/26/05	8	8	8	8	8	8	8	8	8	8	8	11	12	9.1
pH (Std. Units)		7.2	6.9	7.3	7.4	7.2	6.8	6.8	6.7	6.8	6.7	7.4	7.5	6.7	7.39
Cond. (umho/cm)		900	124	760	1220	640	640	1040	1180	1080	860	920	800	980	970
TDS															
MAJOR IONS mg/l:															
Alk - CaCO3		99	97	97	92	92	78	92	92	92	94	91.9	92	90	90
Bicarbonate (HCO3)		120	118	118	112	112	94.6	112	112	112	115	112	113	110	110
Calcium (Ca)		221	218	220	320	364	226	275	307	260	231	267	280	283	239
Carbonate (CO3)		-0.1	-0.1	-0.1	-1	-14	-1	-1	-1	-1	-1	-1	-1	-1	-1
Chloride (Cl)		23	27.9	6.1	45.2	56.2	39.3	41.2	53.7	38.3	31.8	40.9	35	46	46
Fluoride (F)		0.12	0.11	0.14	0.1	0.1	0.1	0.1	0.1	0.1	0.1	0.1	0.2	0.1	0.1
Magnesium (Mg)		17.6	17.6	17.7	24.3	27.5	20.3	21.1	22.2	19.7	17.6	21.1	21.1	22	19
Nitrate - N (NO3)		-0.1	-0.1	-0.1	-0.1	-0.1	-0.1	-0.1	-0.1	-0.1	-0.1	-0.1	-0.1	-0.1	-0.1
Potassium (K)		5.4	4.5	4.4	5.5	5.7	4.8	5	5.7	5.1	4.4	5.8	4.7	5.5	4.6
Silica (SiO2)		8.2	9.1	8.6	9.4	11.1	7.8	9	9.4	8.1	9.8	9.1	9	9	10
Sodium (Na)		52.8	51.6	53.6	56.2	66.9	57.3	58.9	61.1	57.5	52.4	59.6	59.9	59.4	50.4
Sulfate (SO4)		585	545	570	853	965	634	728	740	683	584	691	705	716	683
NON-METALS:															
Cyanide (CN)		-0.005	-0.005	-0.005	-0.005	-0.005	-0.005	-0.005	-0.005	-0.005	-0.005	-0.005	-0.005	-0.005	-0.005
PHYSICAL PROPERTIES:															
Cond. (umho/cm)		1400	1320	1280	1810	1860	1480	1580	1640	1630	1320	1530	1450	1600	1510
pH	GPS (6.8)	8.01	7.76	7.81	7.9	7.8	7.99	7.92	7.82	7.7	8.01	7.77	7.33	7.81	8.17
TDS @ 180 C.	GPS (500)	1090	1030	982	380	1580	1230	1320	1310	1310	1020	1240	1250	1260	1200
METALS-DISSOLVED mg/l:															
Aluminum (Al)	GPS (1.8)	-0.1	-0.1	-0.1	-0.1	-0.1	-0.1	-0.1	-0.1	-0.1	-0.1	-0.1	-0.1	-0.1	-0.1
Arsenic (As)	GPS (.05)	0.022	0.028	0.025	0.022	0.019	0.016	0.019	0.017	0.017	0.02	0.02	0.021	0.02	0.022
Barium (Ba)		-0.1	-0.1	-0.1	-0.1	-0.1	-0.1	-0.1	-0.1	-0.1	-0.1	-0.1	-0.1	-0.1	-0.1
Beryllium (Be)	GPS (.01)	-0.01	-0.01	-0.01	-0.01	-0.01	-0.01	-0.01	-0.01	-0.01	-0.01	-0.01	-0.01	-0.01	-0.01
Boron (B)		-0.1	-0.1	-0.1	-0.1	-0.1	-0.1	-0.1	-0.1	-0.1	-0.1	-0.1	-0.1	-0.1	-0.1
Cadmium (Cd)	GPS (.01)	-0.005	-0.005	-0.005	-0.005	-0.005	-0.005	-0.005	-0.005	-0.005	-0.005	-0.005	-0.005	-0.005	-0.005
Chromium (Cr)	GPS (.05)	-0.01	-0.01	-0.01	-0.01	-0.01	-0.01	-0.01	-0.01	-0.01	-0.01	-0.01	-0.01	-0.01	-0.01
Cobalt (Co)		0.002	0.002	0.002	0.003	0.003	0.002	0.004	0.002	0.002	0.002	0.002	0.002	0.002	0.002
Copper (Cu)		-0.01	-0.01	-0.01	-0.01	-0.01	-0.01	-0.01	-0.01	-0.01	-0.01	-0.01	-0.01	-0.01	-0.01
Iron (Fe)	GPS (0.6)	0.11	-0.1	-0.1	0.13	0.15	-0.1	-0.1	-0.1	-0.1	0.094	0.093	0.12	0.13	0.13
Lead (Pb)		-0.01	-0.01	-0.01	-0.01	-0.01	-0.01	-0.01	-0.01	-0.01	-0.01	-0.01	-0.01	-0.01	-0.01
Manganese (Mn)	GPS (0.2)	0.11	0.11	0.1	0.27	0.18	0.14	0.13	0.14	0.14	0.11	0.14	0.14	0.14	0.14
Mercury (Hg)		-0.0002	-0.0002	-0.0002	-0.0002	-0.0002	-0.0002	-0.0002	-0.0002	-0.0002	-0.0002	-0.0002	-0.0002	-0.0002	-0.0002
Molybdenum (Mo)		-0.01	-0.01	-0.01	-0.01	-0.01	-0.01	-0.01	-0.01	-0.01	-0.01	-0.01	-0.01	-0.01	-0.01
Nickel (Ni)	GPS (.01)	-0.01	-0.01	-0.01	0.016	0.02	0.01	0.03	0.01	-0.01	-0.01	-0.01	-0.01	-0.01	-0.01
Selenium (Se)	GPS (.01)	-0.001	0.001	-0.001	-0.001	-0.001	-0.001	-0.001	0.002	0.001	-0.001	0.002	-0.001	-0.001	-0.001
Silver (Ag)		-0.01	-0.01	-0.01	-0.01	-0.01	-0.01	-0.01	-0.01	-0.01	-0.01	-0.01	-0.01	-0.01	-0.01
Thallium (Tl)		-0.01	-0.01	-0.01	-0.01	-0.01	-0.01	-0.01	-0.01	-0.01	-0.01	-0.01	-0.01	-0.01	-0.01
Vanadium (V2O5)		-0.1	-0.1	-0.1	-0.1	-0.1	-0.1	-0.1	-0.1	-0.1	-0.1	-0.1	-0.1	-0.1	-0.1
Zinc (ZN)		-0.01	0.03	-0.01	-0.01	0.01	0.08	-0.01	0.01	0.07	-0.01	0.01	-0.01	-0.01	0.03
RADIOMETRIC pCi/l:															
Uranium, natural	GPS (36)	31.7	32.8	35.6	39.3337	31.6	40.8	37.7	37.1	42.1	32.6	39.4	40.9	39.8	39.4
Radium 226		4.2	5.3	4.7	7.8	6.3	3.9	4.6	5.4	5.4	3.5	4.1	2.4	5.9	3.6
Radium Precision +/-		0.4	0.4	0.4	0.5	0.7	0.3	0.4	0.4	0.6	0.4	0.8	0.7	0.9	0.7
Radium 228		9.8	15.5	10	13.9	14.5	12.9	8.7	13.9	12.1	-1	7.7	3.2	6.5	8.4
Radium Precision +/-		0.6	1	1.4	1.6	1	2.2	1	1.3	1.2		1.5	1.7	1	1.2
Combined Ra226/228	GPS (5.8)	14	20.8	14.7	21.7	20.8	16.8	13.3	19.3	17.5	3.5	11.8	5.6	12.4	12
Thorium 230	GPS (7.0)	-0.2	-0.2	-0.2	-0.2	-0.2	-0.2	-0.2	-0.2	-0.2	-0.2	-0.2	-0.2	-0.2	-0.2
Thorium Precision +/-															
Lead (Pb210)	GPS (8.9)	-1	-1	-1	-1	-2.7	-2.7	-2.7	-2.7	-2.7	-2.7	-1	-1	-1	-1
Lead Precision +/-															
Gross Alpha	GPS (15)	14.6	5.5	3.2	4	9.2	4.5	6.5	5.4	6.3	7	6	6	15.9	7.3
Gross Alpha Precision +/-		1.4	1.2	1.2	1.2	1.8	1	1	1	1.2	1.5	1.2	1.4	1.6	1.5
QUALITY ASSURANCE DATA:															
TDS A/C Balance (dec. %)		1.12	1.1	1.04	0.28	1.01	1.18	1.04	1.1	1.16	1.03	1.09	1.07	1.06	1.08
(LAB: Energy Labs Inc. unless noted.)					Red = Revised Result										

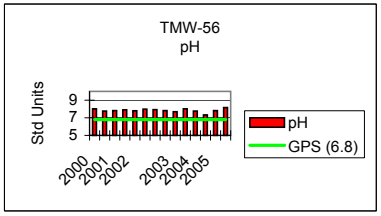

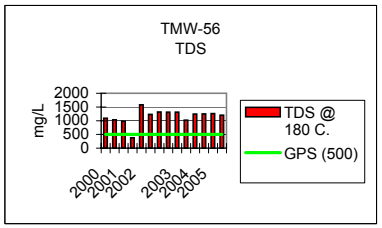

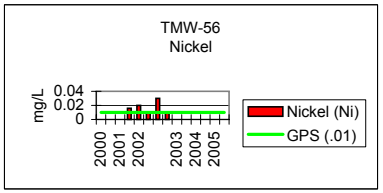

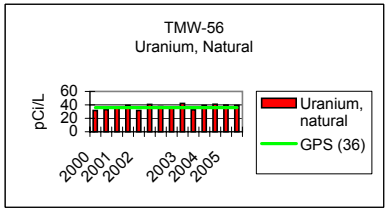

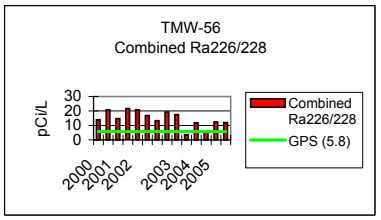

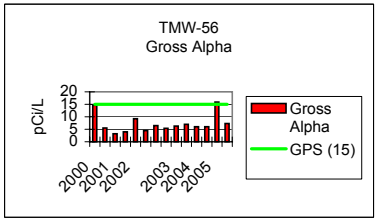

KENNECOTT URANIUM COMPANY																		
TMW-57																		
NORTHING: 149,296.82	Groundwater	2000		2001			2002				2003				2004			
EASTING: 324,590.47	Protection																	
ND = Non-detectable	Standard	03/09/00	09/07/00	03/26/01	07/02/01	10/02/01	01/08/02	04/08/02	07/10/02	10/03/02	01/07/03	04/07/03	07/09/03	10/16/03	1/5/2004	4/5/2004	7/12/2004	10/7/2004
FIELD DATA mg/l:	(GPS)																	
Temperature (C)	as of 5/26/05	8	8	8	10	10	8	8	20	8	8	8	10	12	6	14	20	12
pH (Std. Units)		6.7	6.7	6.8	6.9	6.8	6.8	6.7	6.7	6.5	6.6	7.1	6.7	6.7	6.9	6.8	7.1	6.9
Cond. (umho/cm)		1060	1520	820	940	860	900	800	800	760	840	760	660	700	700	680	720	580
TDS																		
MAJOR IONS mg/l:																		
Alk - CaCO3		118	121	114	107	105	105	105	106	105	107	106	106	108	107	106	108	109
Bicarbonate (HCO3)		143	148	139	129	128	128	127	129	127	131	129	129	132	131	129	132	133
Calcium (Ca)		278	300	274	153	150	166	151	136	133	103	122	125	126	135	134	130	140
Carbonate (CO3)		-0.1	-0.1	-0.1	-1	-1	-1	-1	-1	-1	-1	-1	-1	-1	-1	-1	-1	-1
Chloride (Cl)		14.5	17.9	15.6	23.6	18	16.4	19.4	10.8	17.8	15.8	14.6	11.8	10.6	9.4	14	15	17
Fluoride (F)		0.19	0.16	0.16	0.17	0.2	0.2	0.2	0.1	0.2	0.2	0.2	0.2	0.2	0.2	0.1	0.2	0.2
Magnesium (Mg)		37.9	41.8	35	16.6	13	13.5	11.7	11.1	11.2	8	9.1	9.4	9.5	9.9	10.2	10	10.2
Nitrate - N (NO3)		-0.1	-0.1	-0.1	-0.1	-0.1	-0.1	-0.1	-0.1	-0.1	-0.1	-0.1	-0.1	-0.1	-0.1	-0.1	-0.1	-0.1
Potassium (K)		5.9	5.7	5.3	4.2	3.2	3.7	3.6	3.7	3.3	4.4	3.7	3.7	3.4	3.2	3.9	3	3.4
Silica (SiO2)		7	6	7.5	10.4	11	12.1	11.8	11.8	16	9.1	12.2	12	13.8	14	13.5	14	15
Sodium (Na)		41.8	37.6	42	39.3	37	40.9	40.9	42	42.4	36.7	42.1	44	38.9	41	41.5	43	46
Sulfate (SO4)		773	784	737	385	350	403	377	341	334	257	304	303	321	315	320	316	329
NON-METALS:																		
Cyanide (CN)		-0.005	-0.005	-0.005	-0.005	-0.005	-0.005	-0.005	-0.005	-0.005	-0.005	-0.005	-0.005	-0.005	-0.005	-0.005	-0.005	-0.005
PHYSICAL PROPERTIES:																		
Cond. (umho/cm)		1710	1720	1560	1060	964	938	908	896	868	880	817	855	855	844	849	816	842
pH	GPS (6.8)	7.62	7.52	7.37	7.5	7.7	7.7	7.82	7.88	7.97	7.93	7.6	7.97	8.07	7.99	7.66	7.77	7.72
TDS @ 180 C.	GPS (500)	1420	1440	1280	767	707	672	662	641	603	633	600	581	587	554	581	610	618
METALS-DISSOLVED mg/l:																		
Aluminum (Al)	GPS (1.8)	-0.1	0.14	-0.1		-0.1	-0.1	-0.1	-0.1	-0.1	-0.1	-0.1	-0.1	-0.1	-0.1	-0.1	-0.1	-0.1
Arsenic (As)	GPS (.05)	-0.001	-0.001	-0.001	-0.001	-0.001	-0.001	-0.001	-0.001	-0.001	-0.001	-0.001	-0.001	-0.001	-0.001	-0.001	-0.001	-0.001
Barium (Ba)		-0.1	-0.1	-0.1	-0.1	-0.1	-0.1	-0.1	-0.1	-0.1	-0.1	-0.1	-0.1	-0.1	-0.1	-0.1	-0.1	-0.1
Beryllium (Be)	GPS (.01)	-0.01	-0.01	-0.01	-0.01	-0.01	-0.01	-0.01	-0.01	-0.01	-0.01	-0.01	-0.01	-0.01	-0.01	-0.01	-0.01	-0.01
Boron (B)		-0.1	-0.1	-0.1	-0.1	-0.1	-0.1	-0.1	-0.1	-0.1	-0.1	-0.1	-0.1	-0.1	-0.1	-0.1	-0.1	-0.1
Cadmium (Cd)	GPS (.01)	-0.005	-0.005	-0.005	-0.005	-0.005	-0.005	-0.005	-0.005	-0.005	-0.005	-0.005	-0.005	-0.005	-0.005	-0.005	-0.005	-0.005
Chromium (Cr)	GPS (.05)	-0.01	-0.01	-0.01	-0.01	-0.01	-0.01	-0.01	-0.01	0.02	-0.01	-0.01	-0.01	-0.01	-0.01	-0.01	-0.01	-0.01
Cobalt (Co)		0.078	0.086	0.063	0.034	0.021	0.015	0.014	0.01	0.013	0.015	0.005	0.007	0.009	0.007	0.01	0.005	0.005
Copper (Cu)		-0.01	-0.01	-0.01	-0.01	-0.01	-0.01	-0.01	-0.01	-0.01	-0.01	-0.01	-0.01	-0.01	-0.01	-0.01	-0.01	-0.01
Iron (Fe)	GPS (0.6)	9.16	8.87	7.47	2.08	0.8	0.796	0.638	0.262	-0.05	0.297	0.136	-0.01	0.206	-0.05	0.442	-0.05	-0.05
Lead (Pb)		-0.01	-0.01	-0.01	-0.01	-0.01	-0.01	-0.01	-0.01	-0.01	-0.01	-0.01	-0.01	-0.01	-0.01	-0.01	-0.01	-0.01
Manganese (Mn)	GPS (0.2)	0.98	1.08	0.91	0.41	0.3	0.22	0.19	0.16	0.19	0.22	0.11	0.11	0.13	0.13	0.15	0.12	0.13
Mercury (Hg)		-0.0002	-0.0002	-0.0002	-0.0002	-0.0002	-0.0002	-0.0002	-0.0002	-0.0002	-0.0002	-0.0002	-0.0002	-0.0002	-0.0002	-0.0002	-0.0002	-0.0002
Molybdenum (Mo)		-0.01	-0.01	-0.01	-0.01	-0.01	-0.01	-0.01	-0.01	-0.01	-0.01	-0.01	-0.01	-0.01	-0.01	-0.01	-0.01	-0.01
Nickel (Ni)	GPS (.01)	0.08	0.1	0.08	0.04	0.03	0.03	0.02	0.03	0.03	0.02	-0.01	0.01	0.01	-0.01	0.02	-0.05	-0.05
Selenium (Se)	GPS (.01)	-0.001	-0.001	0.002	0.002	-0.001	-0.001	-0.001	-0.001	-0.001	-0.001	-0.001	-0.001	-0.001	-0.001	-0.001	-0.001	-0.001
Silver (Ag)		-0.01	-0.01	-0.01	-0.01	-0.01		-0.01	-0.01	-0.01	-0.01	-0.01	-0.01	-0.01	-0.01	-0.01	-0.01	-0.01
Thallium (Tl)		-0.01	-0.01	-0.01	-0.01	-0.01	-0.01	-0.01	-0.01	-0.01	-0.01	-0.01	-0.01	-0.01	-0.01	-0.01	-0.01	-0.01
Vanadium (V2O5)		-0.1	-0.1	-0.1	-0.1	-0.1	-0.1	-0.1	-0.1	-0.1	-0.1	-0.1	-0.1	-0.1	-0.1	-0.1	-0.1	-0.1
Zinc (ZN)		0.03	0.03	0.06	0.03	0.043	0.02	0.02	0.01	0.12	0.02	-0.01	-0.01	-0.01	-0.01	0.02	0.05	-0.01
RADIOMETRIC pCi/l:																		
Uranium, natural	GPS (36)	39.3	51.9	40.8	15.9	13.54	10.7643	10.3581	8.3948	2.4	8.9	5.7	5.8	6.5	5.9	6.6	4.8	4.9
Radium 226		3.5	5.4	4.7	2.2	3.4	2.4	1.9	2.7	2.6	2.8	1.9	1.6	2.2	2	1.6	2.6	1.9
Radium Precision +/-		0.4	0.4	0.4	0.3	0.4	0.2	0.3	0.3	0.3	0.4	0.3	0.2	0.3	0.5	0.4	0.6	0.5
Radium 228		7.6	12.6	9.7	6.2	4.7	8	3.1	7.8	5	-1	3.8	5.5	4.6	6.5	-1	3.7	4.9
Radium Precision +/-		0.6	1	1.4	1	1.1	1	1	1.3	1.2		1.6	1.8	1.2	1.2		1.4	1.1
Combined Ra226/228	GPS (5.8)	11.1	18	14.4	8.4	8.1	10.4	5	10.5	7.6	2.8	5.7	7.1	6.8	8.5	1.6	6.3	6.8
Thorium 230	GPS (7.0)	-0.2	-0.2	-0.2	-0.2	-0.2	-0.2	-0.2	-0.2	-0.2	-0.2	-0.2	-0.2	-0.2	-0.2	-0.2	-0.2	-0.2
Thorium Precision +/-																		
Lead (Pb210)	GPS (8.9)	-1	-1	-1	-1	-1	-1	-2.7	-2.7	-2.7	-2.7	-2.7	-2.7	-2.7	-2.7	-1	-1	-1
Lead Precision +/-																		
Gross Alpha	GPS (15)	13.1	5.2	4.3	2.4	2.3	4.7	3.7	1.9	3.4	4.3	4.6	-1	3.2	3.5	3	2.1	1.3
Gross Alpha Precision +/-		1.3	1.2	1.3	1	1	1.3	1	1	1	1.1	1.5		1.2	1.1	1.2	1	1
QUALITY ASSURANCE DATA:																		
TDS A/C Balance (dec. %)		1.14	1.13	1.07	1.09	1.1	0.94	0.97	1.03	0.96	1.26	1.04	1.01	1.02	0.96	0.99	1.02	0.99
(LAB: Energy Labs Inc. unless noted.)																		

KENNECOTT URANIUM COMPANY					
TMW-57					
NORTHING: 149,296.82 EASTING: 324,590.47	Groundwater Protection	2005			
ND = Non-detectable	Standard	1/5/2005	4/6/2005	7/11/2005	11/8/2005
FIELD DATA mg/l:	(GPS)				
Temperature (C)	as of 5/26/05	8	13	19	8.8
pH (Std. Units)		6.7	6.8	6.8	7.06
Cond. (umho/cm)		840	620	600	550
TDS					
MAJOR IONS mg/l:					
Alk - CaCO3		122	107	109	110
Bicarbonate (HCO3)		149	131	133	134
Calcium (Ca)		129	128	132	125
Carbonate (CO3)		-1	-1	-1	-1
Chloride (Cl)		13	15	13	12
Fluoride (F)		0.2	0.1	0.2	0.2
Magnesium (Mg)		9.6	8.8	9.6	9.2
Nitrate - N (NO3)		-0.1	-0.1	-0.1	-0.1
Potassium (K)		3.2	3.5	3.2	3.1
Silica (SiO2)		15	14	15	15
Sodium (Na)		42.3	38.2	42.4	42.9
Sulfate (SO4)		312	316	306	294
NON-METALS:					
Cyanide (CN)		-0.005	-0.005	-0.005	-0.005
PHYSICAL PROPERTIES:					
Cond. (umho/cm)		846	866	861	828
pH	GPS (6.8)	7.85	7.87	7.79	8.24
TDS @ 180 C.	GPS (500)	648	578	578	563
METALS-DISSOLVED mg/l:					
Aluminum (Al)	GPS (1.8)	-0.1	-0.1	0.1	-0.1
Arsenic (As)	GPS (.05)	0.001	-0.001	-0.001	-0.001
Barium (Ba)		-0.1	-0.1	-0.1	-0.1
Beryllium (Be)	GPS (.01)	-0.01	-0.01	-0.01	-0.01
Boron (B)		-0.1	-0.1	-0.1	-0.1
Cadmium (Cd)	GPS (.01)	-0.005	-0.005	-0.005	-0.005
Chromium (Cr)	GPS (.05)	-0.01	-0.01	-0.01	-0.01
Cobalt (Co)		0.007	0.004	0.004	0.004
Copper (Cu)		-0.01	-0.01	-0.01	-0.01
Iron (Fe)	GPS (0.6)	0.11	0.09	0.4	0.21
Lead (Pb)		-0.01	-0.01	-0.01	-0.01
Manganese (Mn)	GPS (0.2)	0.12	0.1	0.11	0.111
Mercury (Hg)		-0.0002	-0.0002	-0.0002	-0.0002
Molybdenum (Mo)		-0.01	-0.01	-0.01	-0.01
Nickel (Ni)	GPS (.01)	-0.05	-0.05	-0.05	-0.05
Selenium (Se)	GPS (.01)	-0.001	-0.001	-0.001	-0.001
Silver (Ag)		-0.01	-0.01	-0.01	-0.01
Thallium (Tl)		-0.01	-0.01	-0.01	-0.01
Vanadium (V2O5)		-0.1	-0.1	-0.1	-0.1
Zinc (ZN)		-0.01	-0.01	-0.01	-0.01
RADIOMETRIC pCi/l:					
Uranium, natural	GPS (36)	4.5	4.5	4.3	4.1
Radium 226		1.8	2.1	2.2	2.3
Radium Precision +/-		0.5	0.6	0.6	0.5
Radium 228		3.9	5.7	4.4	4.2
Radium Precision +/-		1	1	0.9	1
Combined Ra226/228	GPS (5.8)	5.7	7.8	6.6	6.5
Thorium 230	GPS (7.0)	-0.2	-0.2	-0.2	-0.2
Thorium Precision +/-					
Lead (Pb210)	GPS (8.9)	-1	-1	-1	-1
Lead Precision +/-					
Gross Alpha	GPS (15)	2.9	1.6	5.4	2.7
Gross Alpha Precision +/-		1.5	1	1.9	1.1
QUALITY ASSURANCE DATA:					
TDS A/C Balance (dec. %)		1.09	0.98	0.99	0.99
(LAB: Energy Labs Inc. unless noted.)					

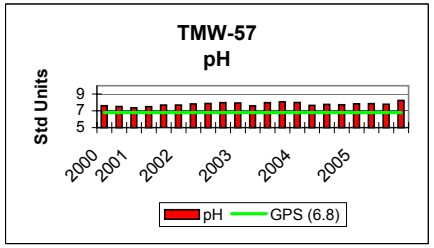

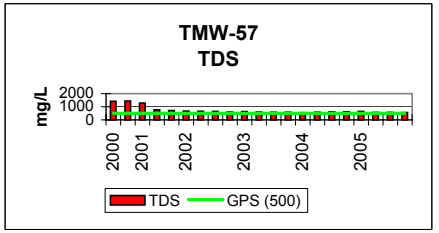

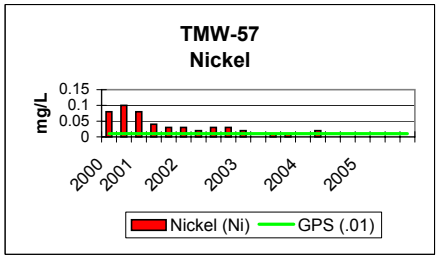

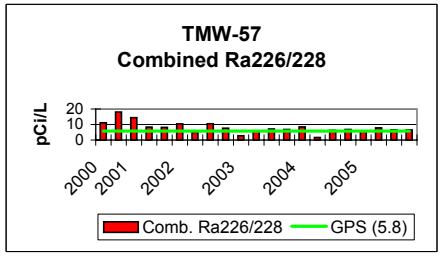

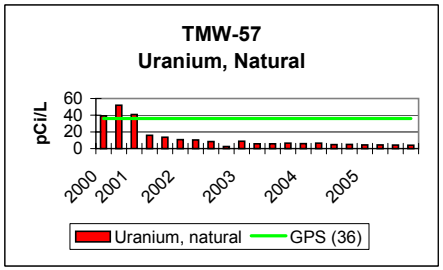

KENNECOTT URANIUM COMPANY																				
TMW-58																				
NORTHING: 148,915.74	Groundwater																			
EASTING: 324,570.92	Protection																			
ND = Non-detectable	Standard	1/4/00	4/4/00	7/12/00	10/3/00	1/10/01	4/3/01	7/2/01	10/2/01	1/9/02	4/8/02	7/10/02	10/3/02	1/7/03	4/7/03	7/9/03	10/16/03	1/5/04	4/5/04	7/12/04
FIELD DATA mg/l:	(GPS)																			
Temperature (C)	as of 5/26/05	4	12	10	8	6	8	10	8	8	8	25	8	8	8	10	12	6	17	28
pH (Std. Units)		6.8	6.8	6.5	6.6	6.9	6.9	6.8	6.7	6.8	6.9	6.6	6.5	6.6	6.7	6.5	6.7	6.4	6.4	6.6
Cond. (umho/cm)		880	820	760	1140	1160	1600	1140	1060	740	980	1040	980	960	1020	840	860	1040	900	1800
TDS																				
MAJOR IONS mg/l:																				
Alk. - CaCO3		165	170	172	169	168	164	169	171	107	160	162	155	152	153	170	148	156	163	158
Bicarbonate (HCO3)		201	206	209	206	205	199	206	209	130	195	198	188	185	187	207	181	190	199	193
Calcium (Ca)		176	228	199	198	197	205	188	210	109	212	203	192	197	189	191	206	242	229	228
Carbonate (CO3)		-0.1	-0.1	-0.1	-0.1	-0.1	-1	-1	-1	-1	-1	-1	-1	-1	-1	-1	-1	-1	-1	-1
Chloride (Cl)		22.1	33.5	25.3	19.06	31.5	23.7	29.2	23	12.4	26.3	20.4	18.4	21.3	24.8	20.2	24.3	51	28.8	29
Fluoride (F)		0.11	0.13	0.12	0.12	0.12	0.13	0.13	0.1	0.2	0.1	0.1	0.1	0.1	0.1	0.1	0.1	0.1	0.1	0.1
Magnesium (Mg)		13.8	17.5	15.6	15.6	14.8	16.1	15.1	16	7.8	15.6	16.8	16.4	16.7	15.5	15.5	18.2	24	19.2	20
Nitrate - N (NO3)		-0.1	-0.1	-0.1	-0.1	-0.1	-0.1	-0.1	-0.1	-0.1	-0.1	-0.1	-0.1	-0.1	-0.1	-0.1	-0.1	-0.1	-0.1	-0.1
Potassium (K)		4.2	4.6	4.2	4.81	5.1	4	4.4	3.6	3.1	4.1	4.2	3.7	4	4.6	4.5	4.2	5	5.3	4
Silica (SiO2)		13.2	15.8	14.3	12.4	12.8	14.9	14.3	14	12.9	14.6	14.3	16.6	12.9	12.7	12.2	13.9	16	14.2	15
Sodium (Na)		46.5	52.6	47.6	50.7	46	49.3	49.8	46	36.2	48.8	51.6	47.5	51.7	49.7	50.5	46.6	50	52.2	55
Sulfate (SO4)		437	489	415	405.6	469	472	417	450	246	488	486	462	479	459	449	521	573	530	550
NON-METALS:																				
Cyanide (CN)		-0.005	-0.005	-0.005	-0.005	-0.005	-0.005	-0.005	-0.005	-0.005	-0.005	-0.005	-0.005	-0.005	-0.005	-0.005	-0.005	-0.005	-0.005	-0.005
PHYSICAL PROPERTIES:																				
Cond. (umho/cm)		1230	1250	1270	1260	1250	1240	1230	1260	667	1180	1240	1230	1220	1190	1240	1280	1310	1320	1270
pH	GPS (6.8)	7.92	7.89	8	7.62	7.85	7.89	7.81	7.7	7.9	7.85	7.96	7.91	7.92	7.66	7.82	7.75	7.78	7.38	7.62
TDS @ 180 C.	GPS (500)	889	932	960	950	932	947	902	967	446	902	938	895	916	921	908	946	978	982	1030
TRACE METALS mg/l:																				
Aluminum (Al)	GPS (1.8)	-0.1	-0.1	-0.1	-0.1	-0.1	-0.1	-0.1	-0.1	-0.1	-0.1	-0.1	-0.1	-0.1	-0.1	-0.1	-0.1	-0.1	-0.1	-0.1
Arsenic (As)	GPS (.05)	-0.001	-0.001	-0.001	-0.001	-0.001	-0.001	-0.001	-0.001	-0.001	-0.001	-0.001	-0.001	-0.001	-0.001	0.001	-0.002	-0.002	-0.002	-0.002
Barium (Ba)		-0.1	-0.1	-0.1	-0.1	-0.1	-0.1	-0.1	-0.1	-0.1	-0.1	-0.1	-0.1	-0.1	-0.1	-0.1	-0.1	-0.1	-0.1	-0.1
Beryllium (Be)	GPS (.01)	-0.01	-0.01	-0.01	-0.01	-0.01	-0.01	-0.01	-0.01	-0.01	-0.01	-0.01	-0.01	-0.01	-0.01	-0.01	-0.01	-0.01	-0.01	-0.01
Boron (B)		-0.1	-0.1	-0.1	-0.1	-0.1	-0.1	-0.1	-0.1	-0.1	-0.1	-0.1	-0.1	-0.1	-0.1	-0.1	-0.1	-0.1	-0.1	-0.1
Cadmium (Cd)	GPS (.01)	-0.005	-0.005	-0.005	-0.005	-0.005	-0.005	-0.005	-0.005	-0.005	-0.005	-0.005	-0.005	-0.005	-0.005	-0.005	-0.005	-0.005	-0.005	-0.005
Chromium (Cr)	GPS (.05)	-0.01	-0.01	-0.01	-0.01	-0.01	-0.01	-0.01	-0.01	-0.01	-0.01	-0.01	-0.01	-0.01	-0.01	-0.01	-0.01	-0.01	-0.01	-0.01
Cobalt (Co)		0.001	0.001	0.002	0.002	0.001	0.001	0.001	0.0014	-0.001	0.002	0.003	0.003	0.003	0.002	0.004	0.004	0.006	0.005	0.006
Copper (Cu)		-0.01	-0.01	-0.01	-0.01	-0.01	-0.01	-0.01	-0.01	-0.01	-0.01	-0.01	-0.01	-0.01	-0.01	-0.01	-0.01	-0.01	-0.01	-0.01
Iron (Fe)	GPS (0.6)	0.47	0.59	0.56	0.48	0.53	0.49	0.56	0.5	0.145	0.149	0.172	0.064	-0.05	0.151	-0.05	0.23	0.34	0.175	0.3
Lead (Pb)		-0.01	-0.01	-0.01	-0.01	-0.01	-0.01	-0.01	-0.01	-0.01	-0.01	-0.01	-0.01	-0.01	-0.01	-0.01	-0.01	-0.01	-0.01	-0.01
Manganese (Mn)	GPS (0.2)	0.18	0.19	0.17	0.1539	0.19	0.19	0.17	0.2	0.08	0.18	0.18	0.21	0.25	0.17	0.16	0.24	0.22	0.23	0.25
Mercury (Hg)		-0.0002	-0.0002	-0.0002	-0.0002	-0.0002	-0.0002	-0.0002	-0.0002	-0.0002	-0.0002	-0.0002	-0.0002	-0.0002	-0.0002	0.0007	-0.0004	-0.0004	-0.0004	-0.0004
Molybdenum (Mo)		-0.01	-0.01	-0.01	-0.01	-0.01	-0.01	-0.01	-0.01	-0.01	-0.01	-0.01	-0.01	-0.01	-0.01	-0.01	-0.01	-0.01	-0.01	-0.01
Nickel (Ni)	GPS (.01)	-0.01	-0.01	-0.01	-0.01	-0.01	-0.01	-0.01	-0.01	-0.01	-0.01	0.02	0.02	-0.01	-0.01	-0.01	-0.01	-0.01	-0.01	0.02
Selenium (Se)	GPS (.01)	-0.001	-0.001	-0.001	0.001	0.001	0.002	-0.001	-0.001	-0.001	0.002	0.003	0.006	0.004	0.002	0.007	-0.005	0.002	0.003	0.003
Silver (Ag)		-0.01	-0.01	-0.01	-0.01	-0.01	-0.01	-0.01	-0.01		-0.01	-0.01	-0.01	-0.01	-0.01	-0.01	-0.01	-0.01	-0.01	-0.01
Thallium (Tl)		-0.01	-0.01	-0.01	-0.01	-0.01	-0.01	-0.01	-0.01	-0.01	-0.01	-0.01	-0.01	-0.01	-0.01	-0.01	-0.01	-0.01	-0.01	-0.01
Vanadium (V2O5)		-0.1	-0.1	-0.1	-0.1	-0.1	-0.1	-0.1	-0.1	-0.1	-0.1	-0.1	-0.1	-0.1	-0.1	-0.1	-0.1	-0.1	-0.1	-0.1
Zinc (ZN)		0.02	0.02	0.05	0.01	0.02	0.09	0.04	0.058	-0.01	0.01	-0.01	0.04	0.01	-0.01	-0.01	-0.01	0.01	0.01	0.01
RADIOMETRIC pCi/l:																				
Uranium, natural	GPS (36)	7.4	7	7.26	7.3	7.51	7.6	7	7.447	6.1607	10.0873	10.4258	13.8	15.4	10.2	9	17.8	15.4	14.9	15.7
Radium 226		3.6	3.4	5.1	3.9	3.9	4.4	3.2	4.6	2.6	3.1	4	2.9	4.7	3.4	2.3	3.5	3.2	3	4.5
Radium Precision +/-		0.3	0.3	0.4	0.2	0.3	0.4	0.3	0.5	0.2	0.3	0.4	0.3	0.5	0.4	0.3	0.3	0.5	0.6	0.7
Radium 228		7.5	8	7.6	9.5	9.5	8.9	11.4	13.9	10.6	5.8	8.7	9.6	-1	6.6	11	-1	4.8	6.4	7.5
Radium Precision +/-		0.6	0.7	0.6	0.9	1.5	1.3	1	1.3	1	1	1.3	1.3		1.7	2		1.3	1.5	1.5
Combined Ra226/228	GPS (5.8)	11.1	11.4	12.7	13.4	13.4	13.3	14.6	18.5	13.2	8.9	12.7	12.5	4.7	10	13.3	3.5	8	9.4	12
Thorium 230	GPS (7.0)	-0.2	-0.2	-0.2	-0.2	-0.2	-0.2		-0.2	-0.2	-0.2	-0.2	-0.2	-0.2	-0.2	-0.2	-0.2	-0.2	-0.2	-0.2
Thorium Precision +/-																				
Lead (Pb210)	GPS (8.9)	-1	4.6	-1	-1	-1	-1		-1	-1	-2.7	-2.7	-2.7	-2.7	-2.7	-2.7	-2.7	-2.7	-1	-1
Lead Precision +/-			2																	
Gross Alpha	GPS (15)	3.5	5.5	4.7	5.3	5.6	4.8	3.9	6.4	4.2	6.6	2.9	4.2	4.4	8.3	4.2	5.9	5.3	5.6	4.5
Gross Alpha Precision +/-		1.1	0.8	1	1	1	1.3	1.1	1.3	1.2	1	1	1	1.1	1.9	1	1.5	1.3	1.4	1.4
QUALITY ASSURANCE DATA:																				
TDS A/C Balance (dec. %)		1.09	0.99	1.16	1.17	1.06	1.07	1.1	1.13	0.92	0.99	1.04	1.05	1.04	1.08	1.07	1.04	0.94	1.02	1.03
(LAB: Energy Labs Inc. unless noted.)																				

KENNECOTT URANIUM COMPANY						
TMW-58						
NORTHING: 148,915.74	Groundwater		2005			
EASTING: 324,570.92	Protection					
ND = Non-detectable	Standard	10/7/04	1/5/05	4/6/05	7/11/05	11/8/05
FIELD DATA mg/l:	(GPS)					
Temperature (C)	as of 5/26/05	12	8	13	23	9.7
pH (Std. Units)		6.6	6.5	6.8	6.5	7.04
Cond. (umho/cm)		800	1240	820	820	840
TDS						
MAJOR IONS mg/l:						
Alk. - CaCO3		154	167	161	161	165
Bicarbonate (HCO3)		188	204	197	196	201
Calcium (Ca)		224	235	227	220	230
Carbonate (CO3)		-1	-1	-1	-1	-1
Chloride (Cl)		28	28	33	35	32
Fluoride (F)		0.1	0.1	0.1	0.1	0.1
Magnesium (Mg)		19.6	20.6	18.2	19.1	20
Nitrate - N (NO3)		-0.1	-0.1	-0.1	-0.1	-0.1
Potassium (K)		4.2	4.3	4.4	3.9	4.4
Silica (SiO2)		15	15	14	14	15
Sodium (Na)		54.9	54.2	45.3	54.8	55.4
Sulfate (SO4)		523	554	561	503	554
NON-METALS:						
Cyanide (CN)		-0.005	-0.005	-0.005	-0.005	-0.005
PHYSICAL PROPERTIES:						
Cond. (umho/cm)		1310	1370	1360	1350	1360
pH	GPS (6.8)	7.46	7.56	7.57	7.66	8.01
TDS @ 180 C.	GPS (500)	992	1100	993	1010	1000
TRACE METALS mg/l:						
Aluminum (Al)	GPS (1.8)	-0.1	-0.1	-0.1	-0.1	-0.1
Arsenic (As)	GPS (.05)	-0.001	-0.001	-0.001	-0.001	-0.001
Barium (Ba)		-0.1	-0.1	-0.1	-0.1	-0.1
Beryllium (Be)	GPS (.01)	-0.01	-0.01	-0.01	-0.01	-0.01
Boron (B)		-0.1	-0.1	-0.1	-0.1	-0.1
Cadmium (Cd)	GPS (.01)	-0.005	-0.005	-0.005	-0.005	-0.005
Chromium (Cr)	GPS (.05)	-0.01	-0.01	-0.01	-0.01	-0.01
Cobalt (Co)		0.006	0.008	0.004	0.004	0.004
Copper (Cu)		-0.01	-0.01	-0.01	-0.01	-0.01
Iron (Fe)	GPS (0.6)	-0.05	0.42	0.61	0.17	0.54
Lead (Pb)		-0.01	-0.01	-0.01	-0.01	-0.01
Manganese (Mn)	GPS (0.2)	0.25	0.27	0.22	0.24	0.24
Mercury (Hg)		-0.0002	-0.0002	-0.0002	-0.0002	-0.0002
Molybdenum (Mo)		-0.01	-0.01	-0.01	-0.01	-0.01
Nickel (Ni)	GPS (.01)	-0.01	0.01	-0.01	-0.01	-0.01
Selenium (Se)	GPS (.01)	0.003	0.003	0.001	0.001	0.001
Silver (Ag)		-0.01	-0.01	-0.01	-0.01	-0.01
Thallium (Tl)		-0.01	-0.01	-0.01	-0.01	-0.01
Vanadium (V2O5)		-0.1	-0.1	-0.1	-0.1	-0.1
Zinc (ZN)		-0.01	0.01	-0.01	-0.01	-0.01
RADIOMETRIC pCi/l:						
Uranium, natural	GPS (36)	14.4	16.5	13.2	15.1	13.1
Radium 226		3.2	2.6	2.2	6.5	5
Radium Precision +/-		0.6	0.6	0.6	1.2	0.7
Radium 228		5.9	7.8	9.1	12.8	7.5
Radium Precision +/-		1.2	1.1	1.1	1.7	1.1
Combined Ra226/228	GPS (5.8)	9.1	10.4	11.3	19.3	12.5
Thorium 230	GPS (7.0)	-0.2	-0.2	-0.2	-0.2	-0.2
Thorium Precision +/-						
Lead (Pb210)	GPS (8.9)	-1	-1	-1	-1	-1
Lead Precision +/-						
Gross Alpha	GPS (15)	2.8	5.4	3.5	11.5	8
Gross Alpha Precision +/-		1.1	1	1.2	2.5	1.8
QUALITY ASSURANCE DATA:						
TDS A/C Balance (dec. %)		1.03	1.09	0.99	1.07	0.99
(LAB: Energy Labs Inc. unless noted.)						

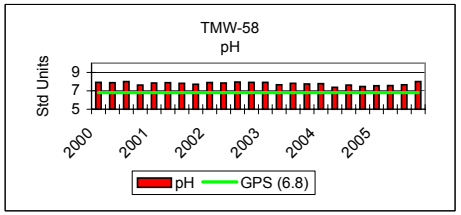

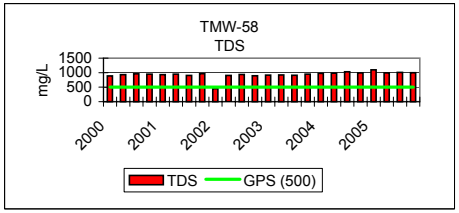

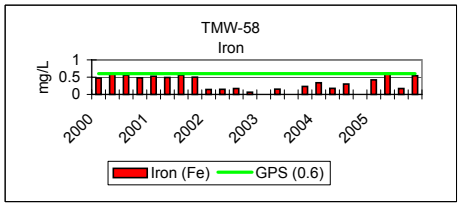

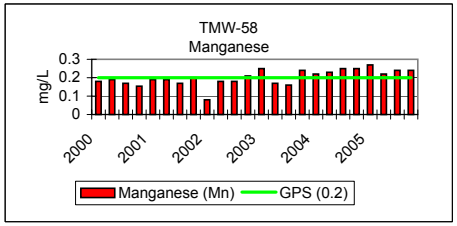

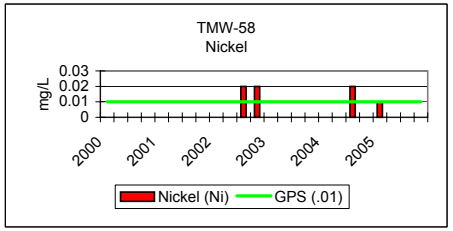

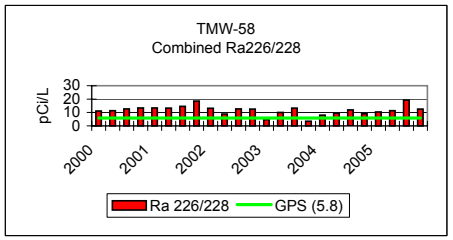

KENNECOTT URANIUM COMPANY																				
TMW-59																				
NORTHING: 148,403.85	Groundwater	2000				2001				2002				2003				2004		
EASTING: 325,013.86	Protection																			
ND = Non-detectable	Standard	01/04/00	04/04/00	07/12/00	10/03/00	01/10/01	04/03/01	07/02/01	10/02/01	01/08/02	04/08/02	07/10/02	10/03/02	01/07/03	04/07/03	07/09/03	10/16/03	01/05/04	04/06/04	07/12/04
FIELD DATA mg/l:	(GPS)																			
Temperature (C)	as of 5/26/05	8	8	8	8	6	8	10	8	8	8	12	8	8	8	8	8	6	11	14
pH (Std. Units)		6.4	6.5	6.3	6.3	6.5	6.5	6.5	6.6	6.6	6.6	6.5	6.4	6.5	6.5	6.3	6.3	6.4	6.1	6.8
Cond. (umho/cm)		1680	1600	1420	2200	2200	2200	2800	1980	2000	1820	1800	1680	1680	1700	1340	1300	1680	1360	1700
TDS																				
MAJOR IONS mg/l:																				
Alk. - CaCO3		282	277	277	277	273	284	263	269	261	259	250	247	249	243	236	244	275	310	244
Bicarbonate (HCO3)		343	337	339	339	333	346	320	328	318	316	304	301	304	296	288	298	336	378	297
Calcium (Ca)		589	501	476	448	554	618	447	510	530	528	458	527	556	515	534	541	594	564	513
Carbonate (CO3)		-0.1	-0.1	-0.1	-0.1	-0.1	-1	-1	-1	-1	-1	-1	-1	-1	-1	-1	-1	-1	-1	-1
Chloride (Cl)		76.1	94.4	85.6	68.6	98.6	85.9	95	93	106	94	81.8	85.5	65.4	84.6	74.9	96.1	132	96.1	91
Fluoride (F)		0.1	0.13	0.12	0.13	0.14	0.15	0.15	0.2	0.2	0.2	0.2	0.2	0.2	0.2	0.2	0.2	0.2	0.2	0.2
Magnesium (Mg)		52.2	69.6	58.8	57.6	52.4	55.9	56.9	56	66.9	60.4	60.5	59.4	49.8	64.4	57.3	64.9	86	68.6	69
Nitrate - N (NO3)		-0.1	-0.1	-0.1	-0.1	-0.1	-0.1	-0.1	-0.1	-0.1	-0.1	-0.1	-0.1	-0.1	-0.1	-0.1	-0.1	-0.1	-0.1	-0.1
Potassium (K)		7	7.7	5	7.4	7.7	7.4	7.1	7	7.5	7	7	6.3	6.1	6.8	7.9	7.1	8.4	8.2	7
Silica (SiO2)		15.8	20.6	17.3	15	15.1	17.2	17.7	17	19.1	18	17.2	21.6	13.7	17.4	14.5	18.6	21	18.5	19
Sodium (Na)		79.9	95.5	79.1	86.4	75.4	78.2	80.7	72	86.4	86.2	88.4	86.7	76.2	93.1	86.9	85.2	88	95	99
Sulfate (SO4)		1450	1380	1170	1390	1170	1480	1150	1200	1430	1350	1240	1230	1380	1320	1310	1360	1510	1370	1400
NON-METALS:																				
Cyanide (CN)		-0.005	-0.005	-0.005	-0.005	-0.005	-0.005	-0.005	-0.005	-0.005	-0.005	-0.005	-0.005	-0.005	-0.005	-0.005	-0.005	-0.005	-0.005	0.005
PHYSICAL PROPERTIES:																				
Cond. (umho/cm)		2800	2820	2800	2850	2800	2820	2760	2820	2760	2720	2670	2960	2750	2860	2820	2850	2880	2810	2780
pH	GPS (6.8)	7.78	7.52	7.4	7	7.22	6.87	7.05	7.1	7.2	7.15	7.41	7.48	7.54	7.06	7.26	7.28	7.26	6.67	6.7
TDS @ 180 C.	GPS (500)	2440	2480	2500	2430	2450	2460	2380	2510	2400	2470	2360	2160	2490	2470	2380	2520	2400	2470	2520
TRACE METALS mg/l:																				
Aluminum (Al)	GPS (1.8)	-0.1	-0.1	-0.1	-0.1	-0.1	-0.1	-0.1	-0.1	-0.1	-0.1	-0.1	-0.1	-0.1	-0.1	-0.1	-0.1	-0.1	-0.1	-0.1
Arsenic (As)	GPS (.05)	-0.001	-0.001	-0.001	-0.001	-0.001	-0.001	-0.001	-0.001	-0.001	-0.001	-0.001	-0.001	-0.001	-0.001	-0.001	-0.001	-0.001	-0.001	-0.001
Barium (Ba)		-0.1	-0.1	-0.1	-0.1	-0.1	-0.1	-0.1	-0.1	-0.1	-0.1	-0.1	-0.1	-0.1	-0.1	-0.1	-0.1	-0.1	-0.1	-0.1
Beryllium (Be)	GPS (.01)	-0.01	-0.01	-0.01	-0.01	-0.01	-0.01	-0.01	-0.01	-0.01	-0.01	-0.01	-0.01	-0.01	-0.01	-0.01	-0.01	-0.01	-0.01	-0.01
Boron (B)		0.1	-0.1	-0.1	-0.1	-0.1	-0.1	-0.1	-0.1	-0.1	-0.1	0.11	-0.1	0.11	0.13	0.1	-0.1	0.12	-0.1	0.1
Cadmium (Cd)	GPS (.01)	-0.005	-0.005	-0.005	-0.005	-0.005	-0.005	-0.005	-0.005	-0.005	-0.005	-0.005	-0.005	-0.005	-0.005	-0.005	-0.005	-0.005	-0.005	-0.005
Chromium (Cr)	GPS (.05)	-0.01	-0.01	-0.01	-0.01	-0.01	0.01	0.01	-0.01	-0.01	-0.01	-0.01	-0.01	-0.01	-0.01	-0.01	-0.01	-0.01	-0.01	-0.01
Cobalt (Co)		0.016	0.015	0.016	0.016	0.015	0.015	0.011	0.014	0.014	0.014	0.016	0.014	0.015	0.012	0.13	0.13	0.13	0.13	-0.01
Copper (Cu)		-0.01	-0.01	-0.01	-0.01	-0.01	-0.01	-0.01	-0.01	-0.01	-0.01	-0.01	-0.01	-0.01	-0.01	-0.01	-0.01	-0.01	-0.01	-0.01
Iron (Fe)	GPS (0.6)	27.1	38.2	32.4	28.8	31	32.4	32.5	33	41.6	37.3	34.5	31.2	28	36.5	34.9	43.5	56	43.5	45.1
Lead (Pb)		-0.01	-0.01	-0.01	-0.01	-0.01	-0.01	-0.01	-0.01	-0.01	-0.01	-0.01	-0.01	-0.01	-0.01	-0.01	-0.01	-0.01	-0.01	-0.01
Manganese (Mn)	GPS (0.2)	3.44	3.77	2.88	2.52	3.3	3.07	2.46	3.4	3.2	3.11	3.04	3.65	3.83	2.98	3.5	3.45	3.41	3.45	3.7
Mercury (Hg)		-0.0002	-0.0002	-0.0002	-0.0002	-0.0002	-0.0002	-0.0002	-0.0002	-0.0002	-0.0002	-0.0002	-0.0002	-0.0002	-0.0002	0.0005	-0.0004	-0.0004	-0.0004	-0.0004
Molybdenum (Mo)		-0.01	-0.01	-0.01	-0.01	-0.01	-0.01	-0.01	-0.01	-0.01	-0.01	-0.01	-0.01	-0.01	-0.01	-0.01	-0.01	-0.01	-0.01	-0.01
Nickel (Ni)	GPS (.01)	0.03	0.02	0.03	-0.01	0.03	0.03	0.02	0.022	0.04	0.03	0.05	0.03	0.02	-0.01	0.03	0.02	0.01	0.02	0.03
Selenium (Se)	GPS (.01)	-0.001	-0.001	-0.001	0.004	0.003	0.003	-0.001	0.0026	-0.001	0.001	0.001	0.002	0.002	-0.001	0.007	-0.005	-0.005	-0.005	0.003
Silver (Ag)		-0.01	-0.01	-0.01	-0.01	-0.01	-0.01	-0.01	-0.01		-0.01	-0.01	-0.01	-0.01	-0.01	-0.01	-0.01	-0.01	-0.01	-0.01
Thallium (Tl)		-0.01	-0.01	-0.01	-0.01	-0.01	-0.01	-0.01	-0.01	-0.01	-0.01	-0.01	-0.01	-0.01	-0.01	-0.01	-0.01	-0.01	-0.01	-0.01
Vanadium (V2O5)		-0.1	-0.1	-0.1	-0.1	-0.1	-0.1	-0.1	-0.1	-0.1	-0.1	-0.1	-0.1	-0.1	-0.1	-0.1	-0.1	-0.1	-0.1	-0.1
Zinc (ZN)		0.01	0.01	0.02	0.01	0.03	0.06	0.03	0.018	0.02	0.02	-0.01	0.03	0.03	0.01	-0.01	-0.01	-0.01	-0.01	0.02
RADIOMETRIC pCi/l:																				
Uranium, natural	GPS (36)	5.5	5.8	5.53	5.2	5.15	5	5.1	4.3328	4.5359	5.0775	3.5881	4.8	5.7	5.1	3.3	4.9	4.9	4.9	5.1
Radium 226		4.4	4.6	9.4	5.7	5.4	7.3	5.5	9.1	4.3	5.4	7	3.9	7	6.1	4.8	4.3	5.6	3.6	7
Radium Precision +/-		0.3	0.3	1	0.5	0.4	0.4	0.4	0.6	0.3	0.4	0.9	0.3	0.6	0.5	0.4	0.4	0.7	0.6	0.9
Radium 228		15.8	22.9	22	18.8	20.8	20.4	26.4	20.2	32.8	16.6	22.3	15.6	10.5	21.5	8.6	10.3	15.1	-1	19.9
Radium Precision +/-		1.5	1.6	1.5	1.1	1.8	1.6	2.2	2.6	2.3	1.6	1.6	1.5	1	2.2	1.9	1.4	1.5		1.8
Combined Ra226/228	GPS (5.8)	20.2	27.5	31.4	24.5	26.2	27.7	31.9	29.3	37.1	22	29.3	19.5	17.5	27.6	13.4	14.7	20.7	3.6	26.9
Thorium 230	GPS (7.0)	-0.2	-0.2	-0.2	-0.2	-0.2	-0.2	-0.2	-0.2	-0.2	-0.2	-0.2	-0.2	-0.2	-0.2	-0.2	-0.2	-0.2	-0.2	-0.2
Thorium Precision +/-																				
Lead (Pb210)	GPS (8.9)	-1	-1	-1	-1	-1	-1	-1	-1	-1	-2.7	-2.7	-2.7	-2.7	-2.7	-2.7	-2.7	-2.7	-1	-1
Lead Precision +/-																				
Gross Alpha	GPS (15)	6.1	7.7	7.7	9.6	8.3	6	5.7	11	9.7	8.8	8.4	9.3	7.2	21.4	7.7	7.6	10.7	11.2	10.7
Gross Alpha Precision +/-		1.4	0.9	1	1.3	1.2	1.4	1.3	1.7	1	1	1.1	1.1	1.3	2.9	1.3	1.7	1.8	1	1.1
QUALITY ASSURANCE DATA:																				
TDS A/C Balance (dec. %)		0.99	1.04	1.19	1.07	1.13	0.96	1.16	1.18	0.98	1.05	1.1	0.98	1.07	1.07	1.04	1.09	0.93	1.03	1.08

KENNECOTT URANIUM COMPANY						
TMW-59						
NORTHING: 148,403.85	Groundwater		2005			
EASTING: 325,013.86	Protection					
ND = Non-detectable	Standard	10/07/04	01/05/05	04/06/05	07/11/05	11/07/05
FIELD DATA mg/l:	(GPS)					
Temperature (C)	as of 5/26/05	13	9	11	15	9.9
pH (Std. Units)		6.6	6.2	6.1	6.3	6.59
Cond. (umho/cm)		1260	240	1660	1340	1530
TDS						
MAJOR IONS mg/l:						
Alk. - CaCO3		251	244	246	257	305
Bicarbonate (HCO3)		306	298	300	313	372
Calcium (Ca)		538	530	491	518	465
Carbonate (CO3)		-1	-1	-1	-1	-1
Chloride (Cl)		94	95	91	88	82
Fluoride (F)		0.2	0.2	0.2	0.2	0.2
Magnesium (Mg)		71.1	69.1	63.9	69.5	66.5
Nitrate - N (NO3)		-0.1	-0.1	-0.1	-0.1	-0.1
Potassium (K)		7.5	7.7	7.9	7.1	6.9
Silica (SiO2)		20	19	17	19	19
Sodium (Na)		99.6	94.9	87.7	97.7	92
Sulfate (SO4)		1460	1350	1340	1360	1260
NON-METALS:						
Cyanide (CN)		-0.005	-0.005	-0.005	-0.005	-0.005
PHYSICAL PROPERTIES:						
Cond. (umho/cm)		3240	2740	2790	2780	2850
pH	GPS (6.8)	6.81	6.81	6.74	6.83	7.08
TDS @ 180 C.	GPS (500)	2490	2520	2390	2470	2450
TRACE METALS mg/l:						
Aluminum (Al)	GPS (1.8)	-0.1	-0.1	-0.1	-0.1	-0.1
Arsenic (As)	GPS (.05)	-0.001	-0.001	-0.001	-0.001	-0.001
Barium (Ba)		-0.1	-0.1	-0.1	-0.1	-0.1
Beryllium (Be)	GPS (.01)	-0.01	-0.01	-0.01	-0.01	-0.01
Boron (B)		0.1	-0.1	0.1	-0.1	0.1
Cadmium (Cd)	GPS (.01)	-0.005	-0.005	-0.005	-0.005	-0.005
Chromium (Cr)	GPS (.05)	-0.01	-0.01	-0.01	-0.01	-0.01
Cobalt (Co)		0.013	0.013	0.013	0.012	0.014
Copper (Cu)		-0.01	-0.01	-0.01	-0.01	-0.01
Iron (Fe)	GPS (0.6)	38	45.6	47.2	45.9	45.6
Lead (Pb)		-0.01	-0.01	-0.01	-0.01	-0.01
Manganese (Mn)	GPS (0.2)	3.78	3.79	3.35	3.65	3.8
Mercury (Hg)		-0.0002	-0.0002	-0.0002	-0.0002	-0.0002
Molybdenum (Mo)		-0.01	-0.01	-0.01	-0.01	-0.01
Nickel (Ni)	GPS (.01)	0.02	0.02	0.03	0.01	0.02
Selenium (Se)	GPS (.01)	0.003	0.002	0.002	-0.001	0.001
Silver (Ag)		-0.01	-0.01	-0.01	-0.01	-0.01
Thallium (Tl)		-0.01	-0.01	-0.01	-0.01	-0.01
Vanadium (V2O5)		-0.1	-0.1	-0.1	-0.1	-0.1
Zinc (ZN)		-0.01	-0.01	-0.01	-0.01	-0.01
RADIOMETRIC pCi/l:						
Uranium, natural	GPS (36)	4.7	5.1	5.1	5.6	7
Radium 226		2.9	3.4	3.7	8.6	7.2
Radium Precision +/-		0.6	0.7	0.7	1.1	0.9
Radium 228		12	15.8	14.6	13.9	16.4
Radium Precision +/-		1.4	1.3	1.3	1.1	1.4
Combined Ra226/228	GPS (5.8)	14.9	19.2	18.3	22.5	23.6
Thorium 230	GPS (7.0)	-0.2	-0.2	-0.2	-0.2	-0.2
Thorium Precision +/-						
Lead (Pb210)	GPS (8.9)	-1	-1	-1	-1	-1
Lead Precision +/-						
Gross Alpha	GPS (15)	4.5	6.6	4.9	22.8	8.8
Gross Alpha Precision +/-		1.3	1.7	1.3	3.4	1.9
QUALITY ASSURANCE DATA:						
TDS A/C Balance (dec. %)		1.06	1.09	1.07	1.06	1.12

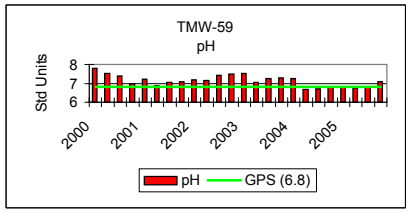

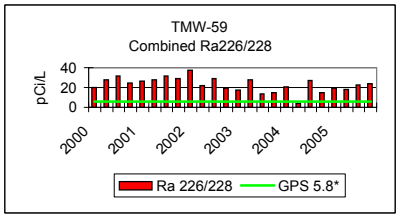

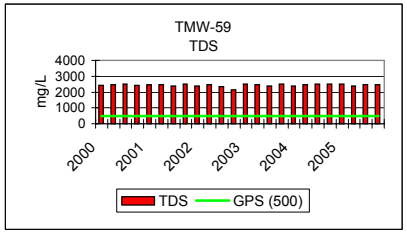

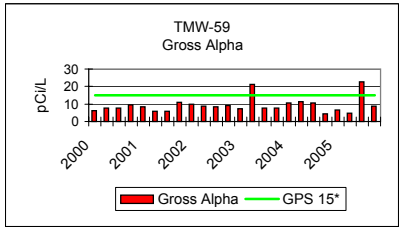

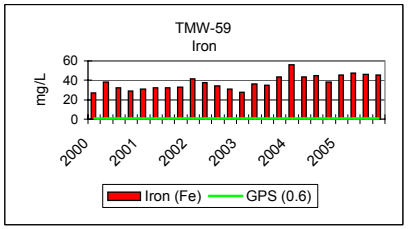

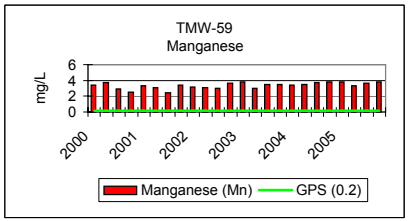

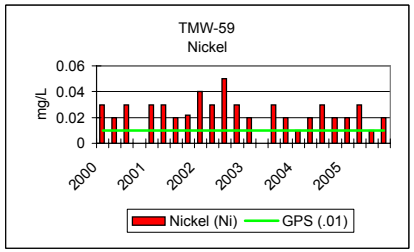

KENNECOTT URANIUM COMPANY													
TMW-61													
NORTHING: 148,422.32	Groundwater	2000		2001		2002		2003		2004		2005	
EASTING: 324,592.68	Protection												
ND = Non-detectable	Standard	3/9/00	9/7/00	3/22/01	9/4/01	3/12/02	9/5/02	3/10/03	9/17/03	3/9/04	9/15/04	3/2/05	12/16/05
FIELD DATA mg/l:	(GPS)												
Temperature (C)	as of 5/26/05	8	8	8	8	8	8	8	8	8	12	13	9.1
pH (Std. Units)		6.9	6.9	7.1	7.1	6.9	6.8	6.7	6.8	7.4	6.9	6.7	7..24
Cond. (umho/cm)		940	132	840	1100	1040	980	1040	880	880	780	840	890
TDS													
MAJOR IONS mg/l:													
Alk - CaCO3		225	213	211	204	201	189	191	180	174	177	171	192
Bicarbonate (HCO3)		273	260	257	249	245	230	233	219	213	216	208	235
Calcium (Ca)		231	251	268	242	277	231	205	239	239	242	241	265
Carbonate (CO3)		-0.1	-0.1	-0.1	-1	-1	-1	-1	-1	-1	-1	-1	-1
Chloride (Cl)		28.8	27.9	24	26.2	32.9	26.8	19.8	129	32.2	21	24	25
Fluoride (F)		-0.1	-0.1	0.11	-0.1	-0.1	-0.1	-0.1	0.1	-0.1	0.1	-0.1	-0.1
Magnesium (Mg)		14.3	15.2	16.6	15.3	15.9	14	12	14.4	16.6	14.4	14.6	17.9
Nitrate - N (NO3)		-0.1	-0.1	-0.1	-0.1	-0.1	-0.1	-0.1	-0.1	-0.1	-0.1	-0.1	-0.1
Potassium (K)		5.3	5	4.7	4.5	5	4.5	4.9	193	4.8	4.4	5.1	4.7
Silica (SiO2)		16.6	18.1	17.6	17.6	19.7	17.6	15	18	20	18	19	21
Sodium (Na)		52.3	51.8	58.8	51.7	55.7	53.3	48.8	54.6	53.2	55.7	55.9	57.8
Sulfate (SO4)		518	516	581	525	569	517	474	630	550	533	533	615
NON-METALS:													
Cyanide (CN)		-0.005	-0.005	-0.005		-0.005	-0.005	-0.005	-0.005	-0.005	-0.005	-0.005	-0.005
PHYSICAL PROPERTIES:													
Cond. (umho/cm)		1470	1450	1470	1400	1370	1310	1360	1370	1340	1260	1350	1450
pH	GPS (6.8)	7.92	7.73	7.68	8	7.8	7.94	7.9	7.96	7.59	7.29	7.71	7.81
TDS @ 180 C.	GPS (500)	1100	1110	1150	1100	1060	1060	1040	1060	1070	1030	995	1120
METALS-DISSOLVED mg/l:													
Aluminum (Al)	GPS (1.8)	-0.1	-0.1	-0.1	-0.1	-0.1	-0.1	-0.1	-0.1	-0.1	-0.1	-0.1	-0.1
Arsenic (As)	GPS (.05)	-0.001	-0.001	-0.001	-0.001	-0.001	-0.001	-0.001	-0.001	-0.001	-0.001	-0.001	-0.001
Barium (Ba)		-0.1	-0.1	-0.1	-0.1	-0.1	-0.1	-0.1	-0.1	-0.1	-0.1	-0.1	-0.1
Beryllium (Be)	GPS (.01)	-0.01	-0.01	-0.01	-0.01	-0.01	-0.01	-0.01	-0.01	-0.01	-0.01	-0.01	-0.01
Boron (B)		-0.1	-0.1	-0.1	-0.1	-0.1	-0.1	-0.1	-0.1	-0.1	-0.1	-0.1	-0.1
Cadmium (Cd)	GPS (.01)	-0.005	-0.005	-0.005	-0.005	-0.005	-0.005	-0.005	-0.005	-0.005	-0.005	-0.005	-0.005
Chromium (Cr)	GPS (.05)	-0.01	-0.01	-0.01	-0.01	-0.01	-0.01	-0.01	-0.01	-0.01	-0.01	-0.01	-0.01
Cobalt (Co)		-0.001	-0.001	-0.001	-0.001	-0.001	0.002	-0.001	-0.001	-0.001	-0.001	-0.001	-0.001
Copper (Cu)		-0.01	-0.01	-0.01	-0.01	-0.01	-0.01	-0.01	-0.01	-0.01	-0.01	-0.01	-0.01
Iron (Fe)	GPS (0.6)	0.58	0.6	0.58	0.5	0.593	0.526	0.377	0.569	0.589	0.5	0.52	0.62
Lead (Pb)		-0.01	-0.01	-0.01	-0.01	-0.01	-0.01	-0.01	-0.01	-0.01	-0.01	-0.01	-0.01
Manganese (Mn)	GPS (0.2)	0.18	0.19	0.2	0.31	0.16	0.15	0.18	0.17	0.18	0.18	0.17	0.2
Mercury (Hg)		-0.0002	-0.0002	-0.0002	-0.0002	-0.0002	-0.0002	-0.0002	-0.0002	-0.0002	-0.0002	-0.0002	-0.0002
Molybdenum (Mo)		-0.01	-0.01	-0.01	-0.01	-0.01	-0.01	-0.01	-0.01	-0.01	-0.01	-0.01	-0.01
Nickel (Ni)	GPS (.01)	-0.01	-0.01	-0.01	-0.01	-0.01	0.02	-0.01	-0.01	-0.01	-0.01	-0.01	-0.01
Selenium (Se)	GPS (.01)	-0.001	0.002	0.001	-0.001	0.01	-0.001	0.001	-0.001	-0.001	-0.001	-0.001	-0.001
Silver (Ag)		-0.01	-0.01	-0.01	-0.01	-0.01	-0.01	-0.01	-0.01	-0.01	-0.01	-0.01	-0.01
Thallium (Tl)		-0.01	-0.01	-0.01	-0.01	-0.01	-0.01	-0.01	-0.01	-0.01	-0.01	-0.01	-0.01
Vanadium (V2O5)		-0.1	-0.1	-0.1	-0.1	-0.1	-0.1	-0.1	-0.1	-0.1	-0.1	-0.1	-0.1
Zinc (ZN)		-0.01	0.02	-0.01	0.01	-0.01	0.01	-0.01	0.01	0.01	-0.01	-0.01	-0.01
RADIOMETRIC pCi/l:													
Uranium, natural	GPS (36)	2	2.5	2.2	2.4372	15.6	2.1	2.3	2.1	2.4	2.1	1.8	2.4
Radium 226		4.7	5.9	4.4	5.6	5.3	5.2	4.6	3.8	4.1	3	4.5	3.6
Radium Precision +/-		0.4	0.4	0.4	0.4	0.3	0.4	0.6	0.4	0.7	0.8	0.8	0.8
Radium 228		9.4	13.2	13	12.2	11	6.1	13	-1	5	4.3	6.8	6.6
Radium Precision +/-		0.6	1	1.5	1.5	1	1	1.2		1.3	1.7	1	1.2
Comb. Ra226/228	GPS (5.8)	14.1	19.1	17.4	17.8	16.3	11.3	17.6	3.8	9.1	7.3	11.3	10.2
Thorium 230	GPS (7.0)	5.9	-0.2	-0.2	-0.2	-0.2	-0.2	-0.2	-0.2	-0.2	-0.2	-0.2	-0.2
Thorium Precision +/-		1.8											
Lead (Pb210)	GPS (8.9)	-1	-1	-1	-1	-2.7	-2.7	-2.7	-2.7	-1	-1	-1	-1
Lead Precision +/-													
Gross Alpha	GPS (15)	13.5	5	5.8	4.3	4.9	7.2	7.9	8.3	6	5.7	10.5	5.1
Gross Alpha Precision +/-		1.3	1.1	1.5	1.2	1.4	1	1.3	1.6	1.2	1.4	1.3	1.6
QUALITY ASSURANCE DATA:													
TDS A/C Balance (dec. %)		1.09	1.09	1.04	1.09	0.96	1.07	1.15	0.76	1.07	1.04	1	1
(LAB: Energy Labs Inc. unless noted.)													

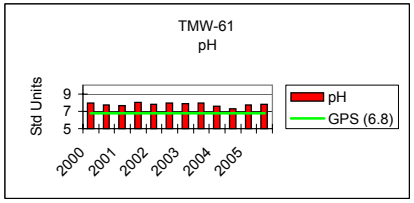

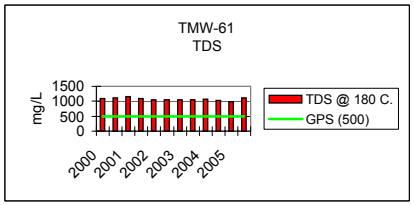

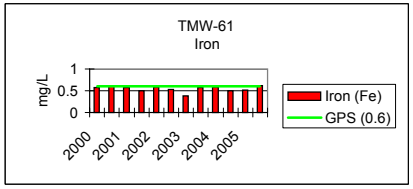

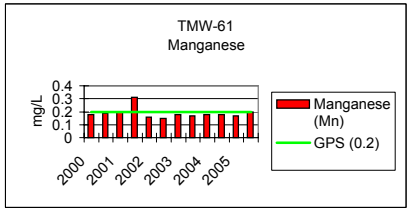

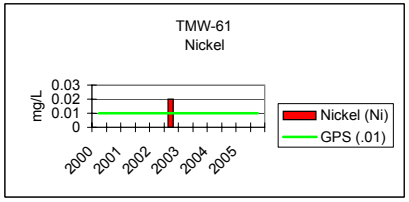

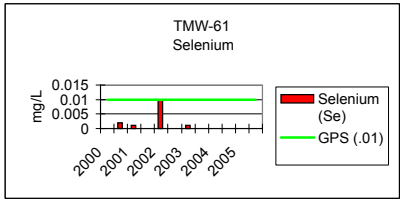

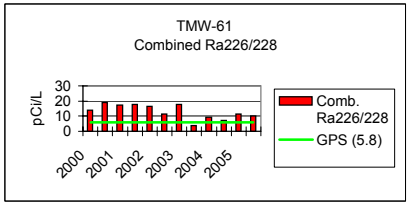

KENNECOTT URANIUM COMPANY													
TMW-62													
NORTHING: 148,789.00	Groundwater	2000		2001		2002		2003		2004		2005	
EASTING: 324,277.11	Protection												
ND = Non-detectable	Standard	05/08/00	11/07/00	05/07/01	11/12/01	05/07/02	11/11/02	05/13/03	11/11/03	5/4/2004	11/1/2004	5/2/2005	12/13/2005
FIELD DATA mg/l:	(GPS)												
Temperature (C)	as of 5/26/05	8	8	8	8	8	8	8	8	11	12	10	8.1
pH (Std. Units)		7.3	7.2	7.4	7.4	6.9	6.5	7.1	6.8	7.7	7.9	7.2	7.71
Cond. (umho/cm)		440	380	360	300	480	400	300	280	320	200	240	260
TDS													
MAJOR IONS mg/l:													
Alk - CaCO3		99	94	93	89	102	97	91	89	92.3	87	96	90
Bicarbonate (HCO3)		120	114	112	108	124	118	111	108	113	106	117	110
Calcium (Ca)		87.5	41.8	39.8	32.6	70.2	48	33.2	27.4	39.1	28.1	33.1	41
Carbonate (CO3)		-0.1	-0.1	-1	-1	-1	-1	-1	-1	-1	-1	-1	-1
Chloride (Cl)		6.8	4.6	4.9	9	3.8	-1	-1	-1	3.8	3	2	1
Fluoride (F)		0.23	0.24	0.21	0.3	0.2	0.2	0.3	0.3	0.3	0.4	0.3	0.3
Magnesium (Mg)		8.1	3.4	3.1	2.6	6.2	4.2	2.7	2.4	3.5	2.5	2.8	4.1
Nitrate - N (NO3)		-0.1	-0.1	0.51	-0.1	-0.1	-0.1	-0.1	-0.1	-0.1	-0.1	-0.1	-0.1
Potassium (K)		2.8	2	1.9	1.6	2.7	1.7	2.4	1.3	1.8	2	1.7	1.6
Silica (SiO2)		10.8	10.9	10.9	11	10.5	10.2	8.9	10.2	10.5	12	11	12
Sodium (Na)		38.2	34.6	35.9	32.2	36.6	38	31.8	36.4	34.3	34.6	33.7	31.4
Sulfate (SO4)		204	83.6	84.5	60	169	106	70.4	55.6	87	59	67	88
NON-METALS:													
Cyanide (CN)		-0.005	-0.005	-0.005	-0.005	-0.005	-0.005	-0.005	-0.005	-0.005	-0.005	-0.005	-0.005
PHYSICAL PROPERTIES:													
Cond. (umho/cm)		644	378	386	308	551	423	332	319	337	300	334	366
pH	GPS (6.8)	8.09	8.06	7.95	7.9	8.03	8.08	7.87	8.12	8.03	8.19	8.13	8.23
TDS @ 180 C.	GPS (500)	415	227	257	199	359	270	134	166	231	204	194	256
TRACE METALS mg/l:													
Aluminum (Al)	GPS (1.8)	-0.1	-0.1	-0.1	-0.1	-0.1	-0.1	-0.1	-0.1	-0.1	-0.1	-0.1	-0.1
Arsenic (As)	GPS (.05)	-0.001	-0.001	-0.001	0.001	0.001	-0.001	-0.001	0.001	-0.001	-0.001	-0.001	-0.001
Barium (Ba)		-0.1	-0.1	-0.1	-0.1	-0.1	-0.1	-0.1	-0.1	-0.1	-0.1	-0.1	-0.1
Beryllium (Be)	GPS (.01)	-0.01	-0.01	-0.01	-0.01	-0.01	-0.01	-0.01	-0.01	-0.01	-0.01	-0.01	-0.01
Boron (B)		-0.1	-0.1	-0.1	-0.1	-0.1	-0.1	-0.1	-0.1	-0.1	-0.1	-0.1	-0.1
Cadmium (Cd)	GPS (.01)	-0.005	-0.005	-0.005	-0.005	-0.005	-0.005	-0.005	-0.005	-0.005	-0.005	-0.005	-0.005
Chromium (Cr)	GPS (.05)	-0.01	-0.01	-0.01	-0.01	-0.01	-0.01	-0.01	-0.01	-0.01	-0.01	-0.01	-0.01
Cobalt (Co)		-0.001	-0.001	-0.001	-0.001	-0.001	-0.001	-0.001	-0.001	-0.001	-0.001	-0.001	-0.001
Copper (Cu)		-0.01	-0.01	-0.01	-0.01	-0.01	-0.01	-0.01	-0.01	-0.01	-0.01	-0.01	-0.01
Iron (Fe)	GPS (0.6)	-0.1	-0.1	-0.1	-0.1	-0.1	-0.05	-0.05	-0.05	-0.05	-0.05	-0.05	-0.05
Lead (Pb)		-0.01	-0.01	-0.01	-0.01	-0.01	-0.01	-0.01	-0.01	-0.01	-0.01	-0.01	-0.01
Manganese (Mn)	GPS (0.2)	0.06	0.04	0.04	0.03	0.05	0.04	0.03	0.02	0.03	0.03	0.02	0.03
Mercury (Hg)		-0.0002	-0.0002	-0.0002	-0.0002	-0.0002	-0.0002	-0.0002	-0.0002	-0.0002	-0.0002	-0.0002	-0.0002
Molybdenum (Mo)		-0.01	-0.01	-0.01	-0.01	-0.01	-0.01	-0.01	-0.01	-0.01	-0.01	-0.01	-0.01
Nickel (Ni)	GPS (.01)	-0.01	-0.01	-0.01	-0.01	-0.01	-0.01	-0.01	-0.01	-0.01	-0.01	-0.01	-0.01
Selenium (Se)	GPS (.01)	-0.001	-0.001	-0.001	-0.001	-0.001	-0.001	-0.001	-0.001	-0.001	-0.001	-0.001	-0.001
Silver (Ag)		-0.01	-0.01	-0.01	-0.01	-0.01	-0.01	-0.01	-0.01	-0.01	-0.01	-0.01	-0.01
Thallium (Tl)		-0.01	-0.01	-0.01	-0.01	-0.01	-0.01	-0.01	-0.01	-0.01	-0.01	-0.01	-0.01
Vanadium (V2O5)		-0.1	-0.1	-0.1	-0.1	-0.1	-0.1	-0.1	-0.1	-0.1	-0.1	-0.1	-0.1
Zinc (ZN)		-0.01	-0.01	-0.01	0.01	-0.01	-0.01	-0.01	-0.01	-0.01	-0.01	-0.01	-0.01
RADIOMETRIC pCi/l:													
Uranium, natural	GPS (36)	7	7.1	4.1	3.7235	6.9731	5.6	3.9	5.6	6.4	4	4.4	4.1
Radium 226		1.2	-0.2	0.8	-0.2	1.2	0.6	0.5	-0.2	0.8	0.4	0.5	0.6
Radium Precision +/-		0.3		0.2		0.3	0.2	0.3		0.4	0.3	0.4	0.3
Radium 228		4.9	2.5	-1	3.2	-1	-1	-1	-1	-1	-1	-1	-1
Radium Precision +/-		0.3	1		1								
Combined Ra226/228	GPS (5.8)	6.1	2.5	0.8	3.2	1.2	0.6	0.5	0	0.8	0.4	0.5	0.6
Thorium 230	GPS (7.0)	-0.2	-0.2	-0.2	-0.2	-0.2	-0.2	0.5	-0.2	-0.2	-0.2	-0.2	-0.2
Thorium Precision +/-								0.5					
Lead (Pb210)	GPS (8.9)	-1	-1	-1	-2.7	-2.7	-2.7	-2.7	-2.7	-1	-1	-1	-1
Lead Precision +/-													
Gross Alpha	GPS (15)	2.6	-1	-1	-1	2.4	-1	-1	-1	-1	-1	-1	1.9
Gross Alpha Precision +/-		1.1				1.2							0.8
QUALITY ASSURANCE DATA:													
TDS A/C Balance (dec. %)		0.99	0.95	1.07	1.03	0.99	1	0.64	0.94	0.98	1.06	0.92	1.1
(LAB: Energy Labs Inc. unless noted.)													

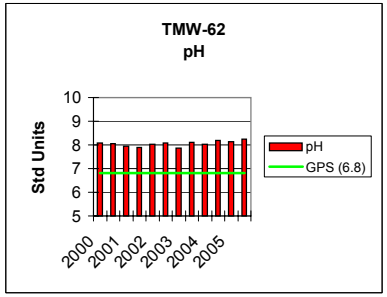

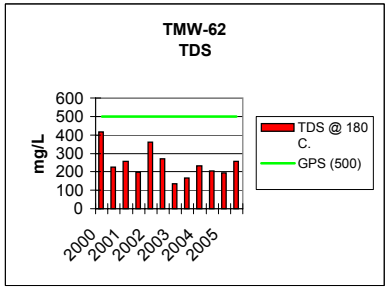

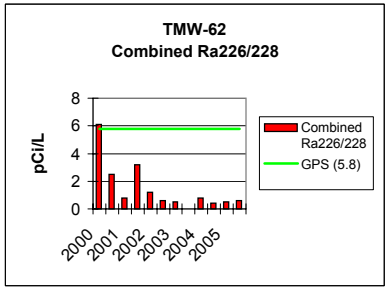

KENNECOTT URANIUM COMPANY																
TMW-63																
NORTHING: 148,924.39 EASTING: 325,009.90	Groundwater Protection	2000		2001		2002				2003		2004		2005		
ND = Non-detectable	Standard	05/08/00	11/07/00	05/07/01	11/12/01	05/07/02	07/25/02	10/15/02	11/11/02	03/10/03	05/13/03	11/12/03	05/04/04	11/01/04	05/02/05	12/19/05
FIELD DATA mg/l:	(GPS)															
Temperature (C)	as of 5/26/05	8	8	10	8	8	8	8	8	8	8	8	15	12	12	11.2
pH (Std. Units)		6.8	6.6	6.7	6.8	6.7	6.3	6.6	6.6	6.6	6.6	6.5	6.3	6.5	6.2	6.74
Cond. (umho/cm)		1420	2200	2200	2000	1660	1720	1460	1560	1480	1700	1600	1460	1080	1680	1450
TDS																
MAJOR IONS mg/l:																
Alk - CaCO3		452	483	501	486	470	470	480	475	477	609	447	468	466	470	452
Bicarbonate (HCO3)		551	589	611	593	573	573	586	579	582	743	545	572	568	574	552
Calcium (Ca)		534	571	632	631	584	623	626	615	624	591	584	605	629	625	591
Carbonate (CO3)		-0.1	-0.1	-1	-1	-1	-1	-1	-1	-1	-1	-1	-1	-1	-1	-1
Chloride (Cl)		72.2	87.2	85.9	89	81.3	70.9	86.3	59.5	67.1	101	69	77.2	82	85	86
Fluoride (F)		-0.1	-0.1	-0.1	-0.1	-0.1	-0.1	-0.1	-0.1	-1	-0.1	-0.1	-0.1	-0.1	-0.1	-0.1
Magnesium (Mg)		33.4	42.4	38.5	41.3	35.6	37.5	39.2	34	29.6	38.8	41.3	41.3	45.7	43.2	46.3
Nitrate - N (NO3)		-0.1	-0.1	-0.1	-0.1	-0.1	-0.1	-0.1	-0.1	-0.1	-0.1	-0.1	-0.1	-0.1	-0.1	-0.1
Potassium (K)		7	7.2	6.9	6.7	8.1	6.6	7.2	7	6.7	7.5	6.6	6.8	7.5	7	7
Silica (SiO2)		18.8	22	21	23	19.4	19	21.2	17.8	16.7	17.6	21.1	21	24	23	24
Sodium (Na)		82.1	94.5	86	90.8	79.8	85.9	87.4	81.8	70.2	89.5	92.7	88.5	93.1	89.7	91.6
Sulfate (SO4)		973	1190	1170	1250	1060	1140	1150	1020	1170	1220	1150	1160	1250	1220	1230
NON-METALS:																
Cyanide (CN)		-0.005	-0.005	-0.005	-0.005	-0.005	-0.005	-0.005	-0.005	-0.005	-0.005	-0.005	-0.005	-0.005	-0.005	-0.005
PHYSICAL PROPERTIES:																
Cond. (umho/cm)		2700	2830	2870	2800	2740	2650	2870	2780	2730	3580	2800	2820	2970	2850	2890
pH	GPS (6.8)	7.81	7.62	7.45	7.7	7.69	7.96	7.6	7.64	7.66	7.43	7.85	7.02	7.27	7.19	7.34
TDS @ 180 C.	GPS (500)	2370	2390	2520	2460	2430	2370	2240	2410	2400	2950	2390	2510	2540	2480	2510
TRACE METALS mg/l:																
Aluminum (Al)	GPS (1.8)	-0.1	-0.1	-0.1	-0.1	-0.1	-0.1	-0.1	-0.1	-0.1	-0.1	-0.1	-0.1	-0.1	-0.1	-0.1
Arsenic (As)	GPS (.05)	-0.001	-0.001	-0.001	-0.001	-0.001	-0.001	0.002	-0.001	-0.001	-0.001	0.002	-0.001	-0.001	-0.001	-0.001
Barium (Ba)		-0.1	-0.1	-0.1	-0.1	-0.1	-0.1	-0.1	-0.1	-0.1	-0.1	-0.1	-0.1	-0.1	-0.1	-0.1
Beryllium (Be)	GPS (.01)	-0.01	-0.01	-0.01	-0.01	-0.01	-0.01	-0.01	-0.01	-0.01	-0.01	-0.01	-0.01	-0.01	-0.01	-0.01
Boron (B)		-0.1	-0.1	-0.1	-0.1	-0.1	-0.1	-0.1	-0.1	-0.1	-0.1	-0.1	-0.1	-0.1	-0.1	-0.1
Cadmium (Cd)	GPS (.01)	-0.005	-0.005	-0.005	-0.005	-0.005	-0.005	-0.005	-0.005	-0.005	-0.005	-0.005	-0.005	-0.005	-0.005	-0.005
Chromium (Cr)	GPS (.05)	-0.01	-0.01	-0.01	-0.01	0.01	-0.01	-0.01	-0.01	-0.01	-0.01	-0.01	-0.01	-0.01	-0.01	-0.01
Cobalt (Co)		0.002	-0.001	0.003	0.003	0.001	-0.001	0.002	-0.001	0.001	0.002	0.001	0.001	-0.001	-0.001	-0.001
Copper (Cu)		-0.01	-0.01	-0.01	-0.01	-0.01	-0.01	-0.01	-0.01	-0.01	-0.01	-0.01	-0.01	-0.01	-0.01	-0.01
Iron (Fe)	GPS (0.6)	1.43	2.02	1.79	2.1	-0.05	0.654	2.07	1.34	1.54	1.96	2.13	2.08	2.12	2.38	2.34
Lead (Pb)		-0.01	-0.01	-0.01	-0.01	-0.01	-0.01	-0.01	-0.01	-0.01	-0.01	-0.01	-0.01	-0.01	-0.01	-0.01
Manganese (Mn)	GPS (0.2)	0.56	0.52	0.54	0.46	0.53	0.56	0.57	0.56	0.56	0.65	0.6	0.51	0.6	0.52	0.58
Mercury (Hg)		-0.0002	-0.0002	-0.0002	-0.0002	-0.0002	-0.0002	-0.0002	-0.0002	-0.0002	-0.0002	-0.0002	-0.0002	-0.0002	-0.0002	-0.0002
Molybdenum (Mo)		-0.01	-0.01	-0.01	-0.01	-0.01	-0.01	-0.01	-0.01	-0.01	-0.01	-0.01	-0.01	-0.01	-0.01	-0.01
Nickel (Ni)	GPS (.01)	-0.01	-0.01	-0.01	0.034	0.02	0.01	0.03	-0.01	-0.01	-0.01	-0.01	-0.01	-0.01	-0.01	-0.01
Selenium (Se)	GPS (.01)	-0.001	0.003	0.001	-0.001	0.002	0.002	0.004	0.002	0.002	0.001	-0.001	0.001	0.003	-0.001	-0.001
Silver (Ag)		-0.01	-0.01	-0.01	-0.01	-0.01	-0.01	-0.01	-0.01	-0.01	-0.01	-0.01	-0.01	-0.01	-0.01	-0.01
Thallium (Tl)		-0.01	-0.01	-0.01	-0.01	-0.01	-0.01	-0.01	-0.01	-0.01	-0.01	-0.01	-0.01	-0.01	-0.01	-0.01
Vanadium (V2O5)		-0.1	-0.1	-0.1	-0.1	-0.1	-0.1	-0.1	-0.1	-0.1	-0.1	-0.1	-0.1	-0.1	-0.1	-0.1
Zinc (ZN)		0.02	0.01	0.02	0.03	-0.01	0.03	0.03	0.03	0.03	0.03	0.02	0.02	0.01	0.01	-0.01
RADIOMETRIC pCi/l:																
Uranium, natural	GPS (36)	3.7	4.13	3.8	4.2651	2.7757	4.94	5	2.9	2.1	4	2.6	4.7	2.9	3	1.4
Radium 226		3	6.1	6.1	2.9	4.9	3	7.9	3.9	4	6.9	4.9	4.9	5	4	4.2
Radium Precision +/-		0.3	0.4	0.5	0.3	0.4	0.3	0.9	0.4	0.3	0.4	0.4	0.8	0.8	0.8	0.7
Radium 228		9.9	10.1	3.6	12.1	12.5	12.7	16.1	5.6	-1	15.4	3.9	8.5	9.8	8	11.9
Radium Precision +/-		0.3	1.2	1.1	1.1	1	1.2	1.3	1		1.5	1.2	1.7	1.6	1.3	1.4
Combined Ra226/228	GPS (5.8)	12.9	16.2	9.7	15	17.4	15.7	24	9.5	4	22.3	6.1	13.4	14.8	12	16.1
Thorium 230	GPS (7.0)	-0.2	-0.2	-0.2	-0.2	-0.2	0.8	-0.2	-0.2	-0.2	0.3	-0.2	-0.2	-0.2	-0.2	-0.2
Thorium Precision +/-							0.5				0.3					
Lead (Pb210)	GPS (8.9)	-1	-1	-1	-2.7	-2.7	-2.7	-2.7	-2.7	-2.7	-2.7	-2.7	-1	-1	-1	-1
Lead Precision +/-																
Gross Alpha	GPS (15)	6.2	16.9	5	4.2	18.5	5	9.4	6	11	8.2	5.4	6.4	3.6	11.1	6.2
Gross Alpha Precision +/-		1.5	1.6	1.3	1.4	2.3	1	1.2	2.2	1.6	1.5	1.2	1.5	1.3	1.1	1.3
QUALITY ASSURANCE DATA:																
TDS A/C Balance (dec. %)		1.19	1.03	1.07	1.02	1.12	1.04	0.97	1.04	1.05	1.2	1.08	1.1	1.05	1.05	1.07
(LAB: Energy Labs Inc. unless noted.)																

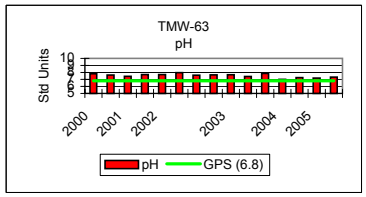

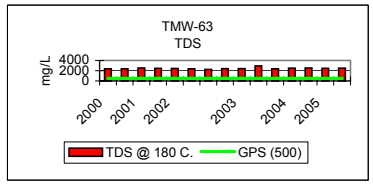

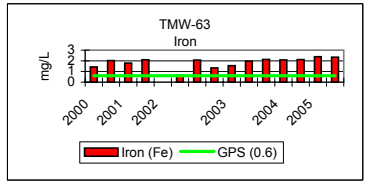

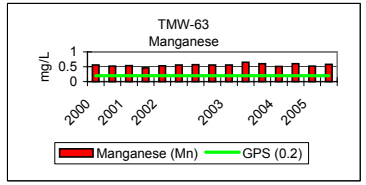

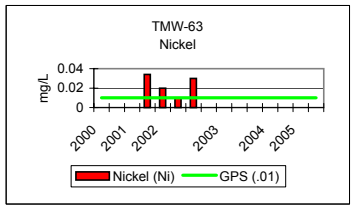

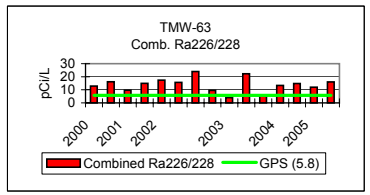

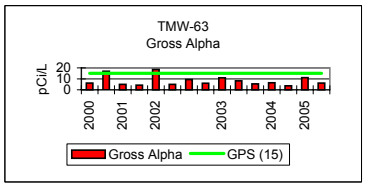

KENNECOTT URANIUM COMPANY													
TMW-64													
NORTHING: 149,797.71	Groundwater	2000		2001		2002		2003		2004		2005	
EASTING: 324,991.71	Protection												
ND = Non-detectable	Standard	05/08/00	11/07/00	05/07/01	11/12/01	05/07/02	11/11/02	05/13/03	11/11/03	05/04/04	11/01/04	05/02/05	12/13/05
FIELD DATA mg/l:	(GPS)												
Temperature (C)	as of 5/26/05	8	8	8	8	8	8	8	8	13	12	10	6.6
pH (Std. Units)		7.4	6.8	6.9	7.2	7.2	7.2	7.2	6.7	7.8	7.3	7.2	7.46
Cond. (uMho/cm)		780	720	1080	1020	900	900	920	860	800	680	860	780
TDS													
MAJOR IONS mg/l:													
Alk - CaCO3		65	64	64	65	65	65	63	66	63	66	65	68
Bicarbonate (HCO3)		79	77	77	79	79.3	78.7	76.9	79.9	76.9	80	79	82
Calcium (Ca)		199	217	209	225	197	179	200	210	201	208	211	207
Carbonate (CO3)		-0.1	-0.1	-1	-1	-1	-1	-1	-1	-1	-1	-1	-1
Chloride (Cl)		33.1	35.9	34.4	45	32.8	26.1	33.2	32.1	32.5	33	35	33
Fluoride (F)		0.19	0.18	0.16	0.2	0.2	0.2	0.2	0.2	0.2	0.2	-0.1	0.2
Magnesium (Mg)		17.5	19.3	18	19.2	17	15.2	16.6	18.3	17.8	18.8	18.2	19
Nitrate-N (NO3)		-0.1	-0.1	0.42	-0.1	-0.1	-0.1	-0.1	-0.1	-0.1	-0.1	-0.1	-0.1
Potassium (K)		4.7	4.9	4.3	4.4	5.3	4.8	4.9	4.2	4.4	4.8	4.4	4.2
Silica (SiO2)		8.2	9	9	9	7.9	7	7.3	8.1	8.2	9	9	9
Sodium (Na)		53	54.5	53.6	53.9	49.3	51.1	52	55.7	53.7	53.8	53.6	53.4
Sulfate (SO4)		527	589	532	612	555	488	560	576	562	562	563	568
NON- METALS:													
Cyanide (CN)		-0.005	-0.005	-0.005	-0.005	-0.005	-0.005	-0.005	-0.005	-0.005	-0.005	-0.005	-0.005
PHYSICAL PROPERTIES:													
Cond (uMho/cm)		1270	1280	1270	1270	1270	1270	1280	1310	1250	1240	1280	1230
pH	GPS (6.8)	7.91	7.84	7.76	7.7	7.91	7.82	7.56	7.89	7.87	7.97	7.9	8.01
TDS @ 180 C.	GPS (500)	989	953	1020	1020	996	958	953	978	968	980	940	944
TRACE METALS mg/l:													
Aluminum (Al)	GPS (1.8)	-0.1	-0.1	-0.1	-0.1	-0.1	-0.1	-0.1	-0.1	-0.1	-0.1	-0.1	-0.1
Arsenic (As)	GPS (.05)	-0.001	-0.001	0.001	0.001	0.001	0.001	0.001	0.002	-0.001	0.001	-0.001	-0.001
Barium (Ba)		-0.1	-0.1	-0.1	-0.1	-0.1	-0.1	-0.1	-0.1	-0.1	-0.1	-0.1	-0.1
Beryllium (Be)	GPS (.01)	-0.01	-0.01	-0.01	-0.01	-0.01	-0.01	-0.01	-0.01	-0.01	-0.01	-0.01	-0.01
Boron (B)		-0.1	-0.1	-0.1	-0.1	-0.1	-0.1	-0.1	-0.1	-0.1	-0.1	-0.1	-0.1
Cadmium (Cd)	GPS (.01)	-0.005	-0.005	-0.005	-0.005	-0.005	-0.005	-0.005	-0.005	-0.005	-0.005	-0.005	-0.005
Chromium (Cr)	GPS (.05)	-0.01	-0.01	-0.01	-0.01	-0.01	-0.01	-0.01	-0.01	-0.01	-0.01	-0.01	-0.01
Cobalt (Co)		-0.001	-0.001	-0.001	-0.001	-0.001	-0.001	-0.001	-0.001	-0.001	-0.001	-0.001	-0.001
Copper (Cu)		0.01	0.01	-0.01	-0.01	-0.01	-0.01	-0.01	-0.01	-0.01	-0.01	-0.01	-0.01
Iron (Fe)	GPS (0.6)	-0.1	-0.1	-0.1	-0.1	-0.1	-0.05	-0.05	-0.05	-0.05	-0.05	-0.05	-0.05
Lead (Pb)		-0.01	-0.01	-0.01	-0.01	-0.01	-0.01	-0.01	-0.01	-0.01	-0.01	-0.01	-0.01
Manganese (Mn)	GPS (0.2)	0.05	0.04	0.02	0.02	0.04	0.04	0.01	0.04	-0.01	0.03	0.03	0.04
Mercury (Hg)		-0.0002	-0.0002	-0.0002	-0.0002	-0.0002	-0.0002	-0.0002	-0.0002	-0.0002	-0.0002	-0.0002	-0.0002
Molybdenum (Mo)		-0.01	-0.01	-0.01	-0.01	-0.01	-0.01	-0.01	-0.01	-0.01	-0.01	-0.01	-0.01
Nickel (Ni)	GPS (.01)	-0.01	-0.01	-0.01	-0.01	-0.01	-0.01	-0.01	-0.01	-0.01	-0.01	-0.01	-0.01
Selenium (Se)	GPS (.01)	0.006	0.005	0.006	0.005	0.007	0.006	0.023	0.008	0.032	0.018	0.022	0.016
Silver (Ag)		-0.01	-0.01	-0.01	-0.01	-0.01	-0.01	-0.01	-0.01	-0.01	-0.01	-0.01	-0.01
Thallium (Tl)		-0.01	-0.01	-0.01	-0.01	-0.01	-0.01	-0.01	-0.01	-0.01	-0.01	-0.01	-0.01
Vanadium (V2O5)		-0.1	-0.1	-0.1	-0.1	-0.1	-0.1	-0.1	-0.1	-0.1	-0.1	-0.1	-0.1
Zinc (ZN)		0.02	-0.01	-0.01	0.02	0.01	0.02	-0.01	-0.01	-0.01	-0.01	-0.01	-0.01
RADIOMETRIC pCi/l:													
Uranium, natural	GPS (36)	12.2	23	26.9	35.1363	32.6314	34.9	34.1	37.7	30.7	29.1	27.2	31.1
Radium 226		1.9	3.1	3.6	2	2.9	3.4	1.8	4.5	2.3	2.3	1.9	2.2
Radium Precision +/-		0.3	0.3	0.4	0.3	0.3	0.3	0.2	0.2	0.6	0.6	0.6	0.6
Radium 228		10.8	5.2	-1	6.4	6.4	3.4	8.2	3.4	3.2	3.7	4.7	2
Radium Precision +/-		1.2	8.3		1	1	1	1.3	1.2	1.5	1.4	1.2	1.2
Combined Ra226/228	GPS (5.8)	12.7	12.7	3.6	8.4	9.3	6.8	10	7.9	5.5	6	6.6	4.2
Thorium 230	GPS (7.0)	-0.2	-0.2	-0.2	-0.2	0.4	-0.2	0.3	-0.2	-0.2	-0.2	-0.2	-0.2
Thorium Precision +/-						0.3		0.3					
Lead (Pb210)	GPS (8.9)	-1	-1	-1	-2.7	-2.7	-2.7	-2.7	-2.7	-1	-1	-1	-1
Lead Precision +/-													
Gross Alpha	GPS (15)	4.7	7.6	2	3	8.4	2.7	2.7	3.5	2.5	2.5	4.4	2.6
Gross Alpha Precision +/-		1.3	1.2	1.2	1.3	1.6	2.2	1	1.1	1	1.2	1.4	0.9
QUALITY ASSURANCE DATA:													
TDS A/C Balance (dec. %)		1.12	0.98	1.13	1.01	1.1	1.18	1.04	1.04	1.05	1.06	1.01	1.02
(LAB: Energy Labs Inc. unless noted.)													

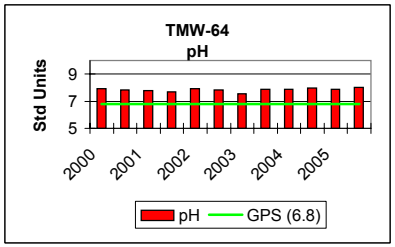

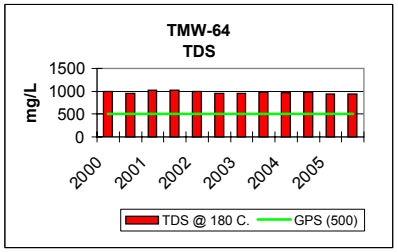

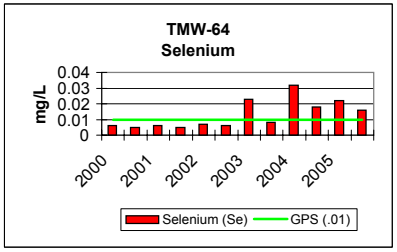

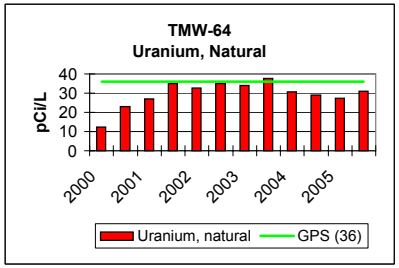

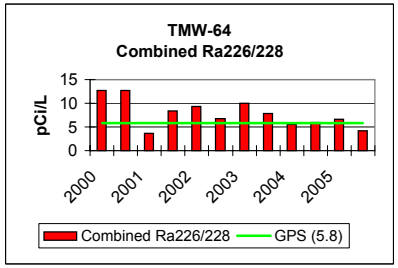

KENNECOTT URANIUM COMPANY													
TMW-69													
NORTHING: 149,649.27	Groundwater	2000		2001		2002		2003		2004		2005	
EASTING: 324,659.43	Protection												
ND = Non-detectable	Standard	5/8/00	11/9/00	5/10/01	11/12/01	5/7/02	11/11/02	5/13/03	11/11/03	5/4/04	11/1/04	5/2/05	12/20/05
FIELD DATA mg/l:	(GPS)												
Temperature (C)	as of 5/26/05	8	8	8	8	8	8	8	8	14	11	10	8.7
pH (Std. Units)		7.6	7.2	7.6	7.5	7.1	6.8	6.8	6.7	7.4	7.3	7.2	7.63
Cond. (umho/cm)		400	580	520	540	520	500	540	500	480	280	440	410
TDS													
MAJOR IONS mg/l:													
Alk - CaCO3		94	96	96	98	101	97	97	103	100	101	101	100
Bicarbonate (HCO3)		114	117	116	120	123	118	118	126	122	123	123	122
Calcium (Ca)		85.4	77.8	78.8	84.4	76.3	75.5	78.4	77.9	77.7	80.7	79.3	75.8
Carbonate (CO3)		-0.1	-0.1	-1	-1	-1	-1	-1	-1	-1	-1	-1	-1
Chloride (Cl)		13.2	10.9	9.4	14	5	5.5	7.8	7.2	9.8	6	12	8
Fluoride (F)		0.16	0.18	0.17	0.2	0.2	0.2	0.2	0.2	0.2	0.2	0.2	0.2
Magnesium (Mg)		5.6	5.3	5.1	5.34	4.9	4.9	4.9	5	5.1	5.3	5	4.9
Nitrate - N (NO3)		-0.1	-0.1	-0.1	-0.1	-0.1	-0.1	-0.1	-0.1	-0.1	-0.1	-0.1	-0.1
Potassium (K)		3.5	2.8	2.7	2.8	3.2	3	3.4	2.6	2.9	3.1	2.8	2.7
Silica (SiO2)		12.3	12.6	12.9	14	12.9	11.8	11.9	13.4	13	14	14	14
Sodium (Na)		36.7	35.4	34.4	35.2	33.5	36.9	34.8	35.5	35	35.2	34.4	35.2
Sulfate (SO4)		188	173	172	185	176	162	177	170	177	173	170	162
NON-METALS:													
Cyanide (CN)		-0.005	-0.005	-0.005	-0.005	-0.005	-0.005	-0.005	-0.005	-0.005	-0.005	-0.005	-0.005
PHYSICAL PROPERTIES:													
Cond. (umho/cm)		629	585	590	573	564	570	565	579	575	571	575	558
pH	GPS (6.8)	8.07	7.83	8.07	8	8.08	8.05	7.88	8.16	8.05	8.07	8.12	8.19
TDS @ 180° C.	GPS (500)	413	382	391	388	369	382	324	369	374	412	363	363
METALS-DISSOLVED mg/l:													
Aluminum (Al)	GPS (1.8)	-0.1	-0.1	-0.1	-0.1	-0.1	-0.1	-0.1	-0.1	-0.1	-0.1	-0.1	-0.1
Arsenic (As)	GPS (.05)	-0.001	-0.001	-0.001	0.001	-0.001	-0.001	-0.001	0.001	-0.001	-0.001	-0.001	-0.001
Barium (Ba)		-0.1	-0.1	-0.1	-0.1	-0.1	-0.1	-0.1	-0.1	-0.1	-0.1	-0.1	-0.1
Beryllium (Be)	GPS (.01)	-0.01	-0.01	-0.01	-0.01	-0.01	-0.01	-0.01	-0.01	-0.01	-0.01	-0.01	-0.01
Boron (B)		-0.1	-0.1	-0.1	-0.1	-0.1	-0.1	-0.1	-0.1	-0.1	-0.1	-0.1	-0.1
Cadmium (Cd)	GPS (.01)	-0.005	-0.005	-0.005	-0.005	-0.005	-0.005	-0.005	-0.005	-0.005	-0.005	-0.005	-0.005
Chromium (Cr)	GPS (.05)	-0.01	-0.01	-0.01	-0.01	-0.01	-0.01	-0.01	-0.01	-0.01	-0.01	-0.01	-0.01
Cobalt (Co)		-0.001	-0.001	-0.001	-0.001	-0.001	-0.001	-0.001	-0.001	-0.001	-0.001	-0.001	-0.001
Copper (Cu)		-0.01	-0.01	-0.01	-0.01	-0.01	-0.01	-0.01	-0.01	-0.01	-0.01	-0.01	-0.01
Iron (Fe)	GPS (0.6)	-0.1	-0.1	-0.1	-0.1	0.056	-0.05	-0.05	-0.05	-0.05	-0.05	0.1	-0.05
Lead (Pb)		-0.01	-0.01	-0.01	-0.01	-0.01	-0.01	-0.01	-0.01	-0.01	-0.01	-0.01	-0.01
Manganese (Mn)	GPS (0.2)	0.04	0.04	0.04	0.04	0.04	0.04	0.04	0.04	0.03	0.04	0.03	0.04
Mercury (Hg)		-0.0002	-0.0002	-0.0002	-0.0002	-0.0002	-0.0002	-0.0002	-0.0002	-0.0002	-0.0002	-0.0002	-0.0002
Molybdenum (Mo)		-0.01	-0.01	-0.01	-0.01	-0.01	-0.01	-0.01	-0.01	-0.01	-0.01	-0.01	-0.01
Nickel (Ni)	GPS (.01)	-0.01	-0.01	-0.01	-0.01	-0.01	-0.01	-0.01	-0.01	-0.01	-0.01	-0.01	-0.01
Selenium (Se)	GPS (.01)	-0.001	-0.001	-0.001	-0.001	-0.001	-0.001	-0.001	-0.001	-0.001	0.001	-0.001	-0.001
Silver (Ag)		-0.01	-0.01	-0.01	-0.01	-0.01	-0.01	-0.01	-0.01	-0.01	-0.01	-0.01	-0.01
Thallium (Tl)		-0.01	-0.01	-0.01	-0.01	-0.01	-0.01	-0.01	-0.01	-0.01	-0.01	-0.01	-0.01
Vanadium (V2O5)		-0.1	-0.1	-0.1	-0.1	-0.1	-0.1	-0.1	-0.1	-0.1	-0.1	-0.1	-0.1
Zinc (ZN)		0.02	0.02	0.02	0.01	-0.01	-0.01	-0.01	-0.01	-0.01	-0.01	-0.01	-0.01
RADIOMETRIC pCi/l:													
Uranium, natural	GPS (36)	4.1	7.13	4.9	3.6558	3.8589	4.9	4.1	4.5	4.4	4.1	4.8	4.1
Radium 226		2.1	1.6	1.8	0.8	2	1.1	1.5	1.5	1.3	1.7	2.7	2.2
Radium Precision +/-		0.3	0.3	0.3	0.2	0.3	0.2	0.2	0.4	0.5	0.7	0.7	0.6
Radium 228		4.6	3.1	-1	8.3	5.9	-1	-1	-1	-1	3.7	3	1.8
Radium Precision +/-		0.3	0.3		1	1					2.3	1.2	1.1
Combined Ra226/228	GPS (5.8)	6.7	4.7	1.8	9.1	7.9	1.1	1.5	1.5	1.3	5.4	5.7	4
Thorium 230	GPS (7.0)	-0.2	-0.2	-0.2	-0.2	-0.2	-0.2	0.3	-0.2	-0.2	-0.2	-0.2	-0.2
Thorium Precision +/-								0.3					
Lead (Pb210)	GPS (8.9)	-1	-1	-1	-2.7	-2.7	-2.7	-2.7	-2.7	-1	-1	-1	-1
Lead Precision +/-													
Gross Alpha	GPS (15)	3.8	1.7	-1	1.7	4.1	-1	1.9	1.5	1.6	1.2	2.3	1.5
Gross Alpha Precision +/-		1.2	0.9		1.2	1.3		1	1	1	1	1.2	0.8
QUALITY ASSURANCE DATA:													
TDS A/C Balance (dec. %)		1.03	1.01	1.04	1	0.98	1.06	0.85	1.02	0.98	1.09	0.96	1
(LAB: Energy Labs Inc. unless noted.)													

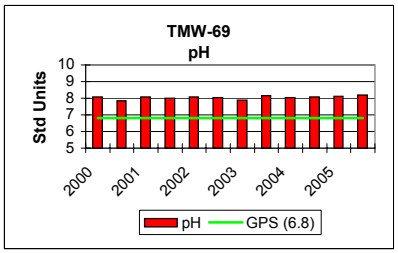

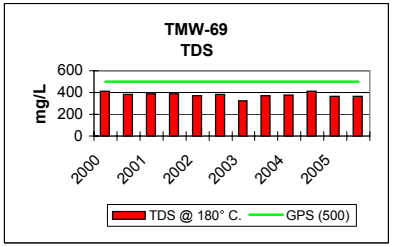

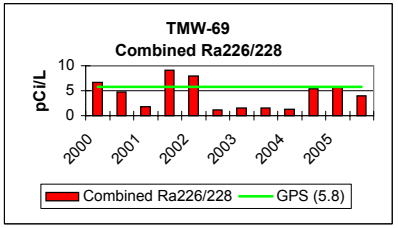

KENNECOTT URANIUM COMPANY													
TMW-70													
NORTHING: 149,309.09	Groundwater	2000		2001		2002		2003		2004		2005	
EASTING: 324,369.82	Protection												
ND=Non-detectable	Standard	5/8/00	11/9/00	5/10/01	11/13/01	5/6/02	11/13/02	5/12/03	11/11/03	5/4/04	11/2/04	5/3/05	12/19/05
FIELD DATA mg/l:	(GPS)												
Temperature (C)	as of 5/26/05	8	8	8	8	8	8	8	8	13	11	12	8.6
pH (Std. Units)		7.7	7.1	7.5	7.3	7.3	6.6	7.2	6.8	7.4	7.2	7.3	7.64
Cond (umho/cm)		380	560	540	500	500	500	580	580	540	380	520	500
TDS													
MAJOR IONS mg/l:													
Alk-CaC03		85	83	85	97	99	92	86	91	83.6	88	83	85
Bicarbonate (HCO3)		103	101	104	118	120	112	104	111	102	108	101	104
Calcium (Ca)		79.9	78.6	78.1	79.7	72.5	73.6	86.2	93.9	101	102	113	101
Carbonate (CO3)		-0.1	-0.1	-1	-1	-1	-1	-1	-1	-1	-1	-1	-1
Chloride (Cl)		12.7	10.4	9.5	13	7.5	4.6	11.3	8.5	10.4	9	13	9
Fluoride (F)		0.17	0.19	0.18	0.2	0.2	0.2	0.2	0.2	0.2	0.2	0.2	0.2
Magnesium (Mg)		5.3	5.4	5.1	4.96	4.5	4.6	5.2	5.9	6.5	6.6	7	6.6
Nitrate-N (NO3)		-0.1	-0.1	-0.1	-0.1	-0.1	-0.1	-0.1	-0.1	-0.1	-0.1	-0.1	-0.1
Potassium (K)		3.4	2.7	2.6	2.6	3.2	3	3.5	2.8	3	3.6	3.5	2.9
Silica (SiO2)		11.4	12.6	12.7	14	13.2	12.1	11.7	13.3	12.9	14	13	13
Sodium (Na)		35.2	35.6	34.2	36.6	34.6	37.7	36.7	38.8	39.4	39.1	40.6	38.6
Sulfate (SO4)		183	196	175	177	165	164	211	224	250	245	268	241
NON-METALS:													
Cyanide (CN)		-0.005	-0.005	-0.005	-0.005	-0.005	-0.005	-0.005	-0.005	-0.005	-0.005	-0.005	-0.005
PHYSICAL PROPERTIES:													
Cond (umho/cm)		598	591	597	562	545	568	612	419	697	673	745	709
pH	GPS (6.8)	8.06	7.91	8.04	8	8.09	7.87	7.86	8.16	7.89	8.04	7.94	8.09
TDS @ 180° C.	GPS (500)	392	404	382	379	360	380	374	438	464	481	463	477
TRACE METALS mg/l:													
Aluminum (Al)	GPS (1.8)	-0.1	-0.1	-0.1	-0.1	-0.1	-0.1	-0.1	-0.1	-0.1	-0.1	-0.1	-0.1
Arsenic (As)	GPS (.05)	-0.001	-0.001	-0.001	0.001	-0.001	-0.001	-0.001	-0.001	-0.001	-0.001	-0.001	-0.001
Barium (Ba)		-0.1	-0.1	-0.1	-0.1	-0.1	-0.1	-0.1	-0.1	-0.1	-0.1	-0.1	-0.1
Beryllium (Be)	GPS (.01)	-0.01	-0.01	-0.01	-0.01	-0.01	-0.01	-0.01	-0.01	-0.01	-0.01	-0.01	-0.01
Boron (B)		-0.1	-0.1	-0.1	-0.1	-0.1	-0.1	-0.1	-0.1	-0.1	-0.1	-0.1	-0.1
Cadmium (Cd)	GPS (.01)	-0.005	-0.005	-0.005	-0.005	-0.005	-0.005	-0.005	-0.005	-0.005	-0.005	-0.005	-0.005
Chromium (Cr)	GPS (.05)	-0.01	-0.01	-0.01	-0.01	-0.01	-0.01	-0.01	-0.01	-0.01	-0.01	-0.01	-0.01
Cobalt (Co)		-0.001	-0.001	-0.001	-0.001	-0.001	-0.001	-0.001	-0.001	-0.001	-0.001	-0.001	-0.001
Copper (Cu)		-0.01	-0.01	-0.01	-0.01	-0.01	-0.01	-0.01	-0.01	-0.01	-0.01	-0.01	-0.01
Iron (Fe)	GPS (0.6)	-0.1	-0.1	-0.1	-0.1	0.073	0.058	-0.05	0.075	0.081	0.09	0.05	-0.05
Lead (Pb)		-0.01	-0.01	-0.01	-0.01	-0.01	-0.01	-0.01	-0.01	-0.01	-0.01	-0.01	-0.01
Manganese (Mn)	GPS (0.2)	0.04	0.05	0.05	0.05	0.06	0.06	0.05	0.07	0.05	0.05	0.05	0.05
Mercury (Hg)		-0.0002	-0.0002	-0.0002	-0.0002	-0.0002	-0.0002	-0.0002	-0.0002	-0.0002	-0.0002	-0.0002	-0.0002
Molybdenum (Mo)		-0.01	-0.01	-0.01	-0.01	-0.01	-0.01	-0.01	-0.01	-0.01	-0.01	-0.01	-0.01
Nickel (Ni)	GPS (.01)	-0.01	-0.01	-0.01	-0.01	-0.01	-0.01	-0.01	-0.01	-0.01	-0.01	-0.01	-0.01
Selenium (Se)	GPS (.01)	-0.001	-0.001	-0.001	-0.001	-0.001	-0.001	-0.001	-0.001	-0.001	-0.001	-0.001	-0.001
Silver (Ag)		-0.01	-0.01	-0.01	-0.01	-0.01	-0.01	-0.01	-0.01	-0.01	-0.01	-0.01	-0.01
Thallium (Tl)		-0.01	-0.01	-0.01	-0.01	-0.01	-0.01	-0.01	-0.01	-0.01	-0.01	-0.01	-0.01
Vanadium (V205)		-0.1	-0.1	-0.1	-0.1	-0.1	-0.1	-0.1	-0.1	-0.1	-0.1	-0.1	-0.1
Zinc (ZN)		-0.01	-0.01	-0.01	-0.01	-0.01	-0.01	-0.01	-0.01	-0.01	-0.01	-0.01	-0.01
RADIOMETRIC pCi/l:													
Uranium, natural	GPS (36)	3.6	3.75	3.2	2.3695	2.5049	2.7	2.8	3.4	3.1	3.4	3.8	3.6
Radium 226		2.5	2.3	3.2	1.5	2.8	2	2.6	3	3.4	3.5	1.5	3.5
Radium Precision +/-		0.2	0.3	0.3	0.3	0.3	0.3	0.3	0.3	0.7	0.9	0.6	0.7
Radium 228		5.4	5.3	4.1	7.5	4.4	4.2	-1	-1	4.6	3.3	6	4.3
Radium Precision +/-		0.2	0.3	1.4	1	1	1			1.6	2.2	1.3	1.2
Combined Ra226/228	GPS (5.8)	7.9	7.6	7.3	9	7.2	6.2	2.6	3	8	6.8	7.5	7.8
Thorium 230	GPS (7.0)	-0.2	-0.2	-0.2	-0.2	-0.2	-0.2	0.3	-0.2	-0.2	-0.2	-0.2	-0.2
Thorium Precision +/-								0.3					
Lead (Pb210)	GPS (8.9)	-1	-1	-1	-2.7	-2.7	-2.7	-2.7	-2.7	-1	-1	-1	-1
Lead Precision +/-													
Gross Alpha	GPS (15)	3.6	2.3	2.8	1.3	5.1	-1	2.5	3	4.2	4	6.1	4.5
Gross Alpha Precision +/-		1.2	1	1.3	1.1	1.4		1	1	1.2	1.3	1.6	1.1
QUALITY ASSURANCE DATA:													
TDS A/C Balance (dec. %)		1.02	1.03	1.03	1.01	0.99	1.06	0.89	1.02	0.98	1.02	0.91	1.03

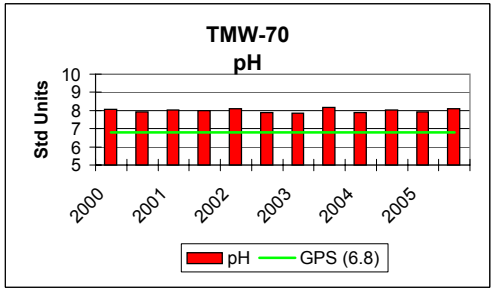

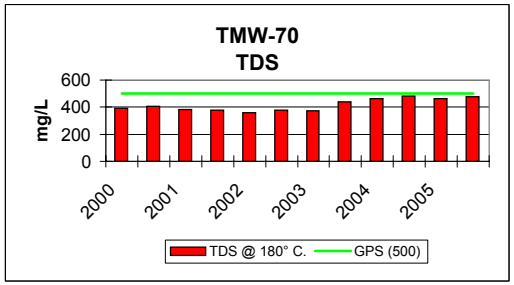

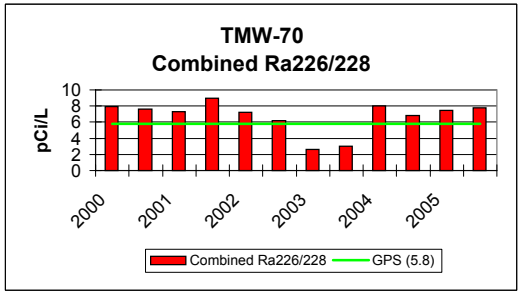

KENNECOTT URANIUM COMPANY													
TMW-71													
NORTHING: 149,835.18	Groundwater	2000		2001		2002		2003		2004		2005	
EASTING: 324,420.67	Protection												
ND = Non-detectable	Standard	05/08/00	11/09/00	05/10/01	11/13/01	05/06/02	11/20/02	05/12/03	11/11/03	05/05/04	11/02/04	05/03/05	12/19/05
FIELD DATA mg/l:	(GPS)												
Temperature (C)	as of 5/26/05	8	8	8	8	8	8	8	8	12	10	11	9
pH (Std. Units)		7.7	7.2	7.3	7.4	7.2	6.8	7.1	6.9	7.3	7.1	7.2	7.56
Cond (umho/cm)		440	660	720	640	580	580	680	660	520	420	500	510
TDS													
MAJOR IONS mg/l:													
Alk-CaC03		116	117	116	117	119	116	119	119	118	119	118	118
Bicarbonate (HCO3)		140	142	140	142	145	141	145	145	144	145	144	143
Calcium (Ca)		95.9	98.5	98.7	107	98.4	98.9	104	105	102	115	114	103
Carbonate (CO3)		-0.1	-0.1	-1	-1	-1	-1	-1	-1	-1	-1	-1	-1
Chloride (Cl)		4.5	6.3	8	12	5	1.2	6	6.1	6.1	6	7	7
Fluoride (F)		0.16	0.17	0.16	0.2	0.2	0.2	0.2	0.1	0.2	0.2	0.1	0.2
Magnesium (Mg)		6.2	6.6	6.3	6.74	6.2	6.3	6.4	6.7	6.6	7.5	7.1	6.7
Nitrate-N (NO3)		-0.1	-0.1	-0.1	-0.1	-0.1	-0.1	-0.1	-0.1	-0.1	-0.1	-0.1	-0.1
Potassium (K)		3.7	3.1	3	3	3.6	3.4	3.6	3	3.2	3.8	3.6	3
Silica (SiO2)		12.5	13.6	13.6	14	13.4	12.4	12.8	13.8	13.6	15	14	15
Sodium (Na)		38.9	39.4	37.6	38.4	36.3	40	38.5	39.2	37.6	39.9	39.8	37.9
Sulfate (SO4)		204	228	212	236	228	215	238	243	234	254	245	223
NON-METALS:													
Cyanide (CN)		-0.005	-0.005	-0.005	-0.005	-0.005	-0.005	-0.005	-0.005	-0.005	-0.005	-0.005	-0.005
PHYSICAL PROPERTIES:													
Cond (umho/cm)		688	691	698	688	677	700	691	1350	708	721	737	7.3
pH	GPS (6.8)	8.18	7.95	8.12	8	8.11	7.83	7.83	8.07	7.89	7.99	7.89	8.12
TDS @ 180° C.	GPS (500)	459	465	476	490	458	488	437	475	484	514	464	478
TRACE METALS mg/l:													
Aluminum (Al)	GPS (1.8)	-0.1	-0.1	-0.1	-0.1	-0.1	-0.1	-0.1	-0.1	-0.1	-0.1	-0.1	-0.1
Arsenic (As)	GPS (.05)	-0.001	-0.001	-0.001	-0.001	-0.001	-0.001	-0.001	0.001	-0.001	-0.001	-0.001	-0.001
Barium (Ba)		-0.1	-0.1	-0.1	-0.1	-0.1	-0.1	-0.1	-0.1	-0.1	-0.1	-0.1	-0.1
Beryllium (Be)	GPS (.01)	-0.01	-0.01	-0.01	-0.01	-0.01	-0.01	-0.01	-0.01	-0.01	-0.01	-0.01	-0.01
Boron (B)		-0.1	-0.1	-0.1	-0.1	-0.1	-0.1	-0.1	-0.1	-0.1	-0.1	-0.1	-0.1
Cadmium (Cd)	GPS (.01)	-0.005	-0.005	-0.005	-0.005	-0.005	-0.005	-0.005	-0.005	-0.005	-0.005	-0.005	-0.005
Chromium (Cr)	GPS (.05)	-0.01	-0.01	-0.01	-0.01	-0.01	-0.01	-0.01	-0.01	-0.01	-0.01	-0.01	-0.01
Cobalt (Co)		-0.001	-0.001	-0.001	-0.001	-0.001	-0.001	-0.001	-0.001	-0.001	-0.001	-0.001	-0.001
Copper (Cu)		-0.01	-0.01	-0.01	-0.01	-0.01	-0.01	-0.01	-0.01	-0.01	-0.01	-0.01	-0.01
Iron (Fe)	GPS (0.6)	-0.1	-0.1	-0.1	-0.1	0.078	0.076	-0.05	0.069	-0.05	0.1	-0.05	-0.05
Lead (Pb)		-0.01	-0.01	-0.01	-0.01	-0.01	-0.01	-0.01	-0.01	-0.01	-0.01	-0.01	-0.01
Manganese (Mn)	GPS (0.2)	0.05	0.06	0.05	0.05	0.05	0.06	0.05	0.06	0.05	0.06	0.05	0.05
Mercury (Hg)		-0.0002	-0.0002	-0.0002	-0.0002	-0.0002	-0.0002	-0.0002	-0.0002	-0.0002	-0.0002	-0.0002	-0.0002
Molybdenum (Mo)		-0.01	-0.01	-0.01	-0.01	-0.01	-0.01	-0.01	-0.01	-0.01	-0.01	-0.01	-0.01
Nickel (Ni)	GPS (.01)	-0.01	-0.01	-0.01	-0.01	-0.01	-0.01	-0.01	-0.01	-0.01	-0.01	-0.01	-0.01
Selenium (Se)	GPS (.01)	-0.001	-0.001	-0.001	-0.001	-0.001	-0.001	-0.001	0.001	-0.001	-0.001	-0.001	-0.001
Silver (Ag)		-0.01	-0.01	-0.01	-0.01	-0.01	-0.01	-0.01	-0.01	-0.01	-0.01	-0.01	-0.01
Thallium (Tl)		-0.01	-0.01	-0.01	-0.01	-0.01	-0.01	-0.01	-0.01	-0.01	-0.01	-0.01	-0.01
Vanadium (V205)		-0.1	-0.1	-0.1	-0.1	-0.1	-0.1	-0.1	-0.1	-0.1	-0.1	-0.1	-0.1
Zinc (ZN)		-0.01	-0.01	-0.01	-0.01	-0.01	0.03	0.02	-0.01	-0.01	-0.01	-0.01	0.04
RADIOMETRIC pCi/l:													
Uranium, natural	GPS (36)	9	10.8	9.2	8.0563	7.9209	8	7.4	11.4	7.9	7.3	7.8	7.1
Radium 226		3.1	3.1	3.7	2.2	3.4	3	2.1	4.6	3.1	4.4	3.2	3.2
Radium Precision +/-		0.3	0.3	0.3	0.3	0.3	0.3	0.2	0.4	0.7	0.8	0.8	0.7
Radium 228		7	3.4	7.4	11.6	7.2	6.2	3.5	4	6.5	6.6	7.3	6.8
Radium Precision +/-		0.7	0.3	1.5	1.1	1	1	1.2	1.2	1.6	1.5	1.3	1.2
Comb. Ra226/228	GPS (5.8)	10.1	6.5	11.1	13.8	10.6	9.2	5.6	8.6	9.6	11	10.5	10
Thorium 230	GPS (7.0)	-0.2	-0.2	-0.2	-0.2	-0.2	-0.2	0.3	-0.2	-0.2	-0.2	-0.2	-0.2
Thorium Precision +/-								0.3					
Lead (Pb210)	GPS (8.9)	-1	-1	-1	-2.7	-2.7	-2.7	-2.7	-2.7	-1	-1	-1	-1
Lead Precision +/-													
Gross Alpha	GPS (15)	4.7	3.6	4.8	2.5	6	3.9	3.1	3.1	3.6	2.9	6.3	3.1
Gross Alpha Precision +/-		1.3	1.2	1.7	1.2	1.4	2.2	1	1	1.2	1.2	1.6	1
QUALITY ASSURANCE DATA:													
TDS A/C Balance (dec. %)		1.05	0.99	1.06	1.03	0.98	1.08	0.9	1	1.02	1	0.92	1.03

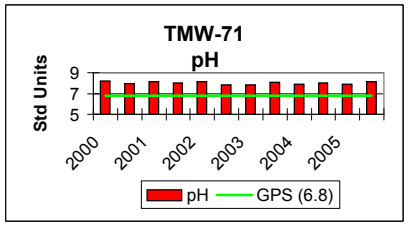

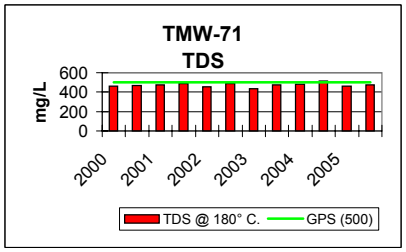

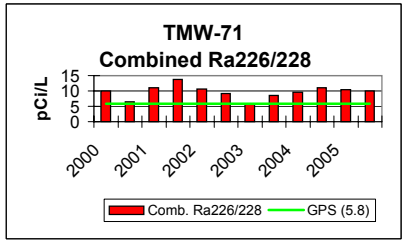

KENNECOTT URANIUM COMPANY																				
TMW-75																				
NORTHING: 149,801.01 EASTING: 325,992.80	Groundwater Protection	2000				2001				2002				2003				2004		
ND = Non-detectable	Standard	01/04/00	04/04/00	07/12/00	10/03/00	01/10/01	04/03/01	07/02/01	10/02/01	01/08/02	04/08/02	07/10/02	10/03/02	01/07/03	04/07/03	07/09/03	10/16/03	01/05/04	04/05/04	07/12/04
FIELD DATA mg/l:	(GPS)																			
Temperature (C)	as of 5/26/05	6	10	10	8	6	10	10	12	6	8	14	8	8	8	10	12	6	12	17
pH (Std. Units)		6.9	7.1	6.8	6.8	6.9	7.2	7.1	6.9	7.2	7.1	6.9	6.3	6.8	7.2	6.8	6.8	6.8	7.1	6.9
Cond. (umho/cm)		680	720	580	960	880	860	880	820	860	800	760	780	870	820	700	700	800	720	860
TDS																				
MAJOR IONS mg/l:																				
Alk-CaCO3		128	136	131	131	132	130	133	131	118	127	129	127	129	124	125	127	128	125	124
Bicarbonate (HCO3)		156	165	159	159	160	158	162	159	144	154	157	155	157	151	152	154	157	153	151
Calcium (Ca)		128	181	131	130	135	129	136	140	111	141	126	126	121	128	128	133	161	148	142
Carbonate (CO3)		-0.1	-0.1	-0.1	-0.1	-0.1	-1	-0.1	-1	-1	-1	-1	-1	-1	-1	-1	-1	-1	-1	-1
Chloride (Cl)		17.2	30.5	17.1	14.6	26.8	22.1	22.2	18	13.5	21.9	18.5	19.2	18.2	22.8	16	15.5	32	19.6	18
Fluoride (F)		0.14	0.15	0.15	0.15	0.15	0.17	0.15	0.2	0.1	0.2	0.1	0.2	0.2	0.2	0.2	0.2	0.2	0.1	0.2
Magnesium (Mg)		10.1	14.3	10.6	10.7	10.5	10.5	11.7	11	6.8	10.4	10.2	10.2	9.7	10.2	10.1	10.5	13	11.6	11
Nitrate-N (NO3)		-0.1	-0.1	-0.1	-0.1	-0.1	-0.1	-0.1	-0.1	-0.1	-0.1	-0.1	-0.1	-0.1	-0.1	-0.1	-0.1	-0.1	-0.1	-0.1
Potassium (K)		3.4	4	3.4	3.95	4.4	3.9	3.1	3.2	3.5	3.4	3.5	3.5	3.3	4.1	4.2	3.3	3.9	4	3
Silica (SiO2)		12.6	14.8	13.4	11.5	12.1	13.2	14.5	14.5	15.5	13.9	13	16.5	11.2	12.6	11.6	14.7	16	14.2	14
Sodium (Na)		43.2	50	42	44.7	41.6	39.5	48.2	47	36.7	43.6	43.3	42.8	42.2	45.1	45	43.5	45	45.9	47
Sulfate (SO4)		296	399	279	268	328	299	312	300	239	326	297	296	295	312	300	325	347	339	335
NON-METALS:																				
Cyanide (CN)		-0.005	-0.005	-0.005	-0.005	-0.005	-0.005	-0.005	-0.005	-0.005	-0.005	-0.005	-0.005	-0.005	-0.005	-0.005	-0.005	-0.005	-0.005	-0.005
PHYSICAL PROPERTIES:																				
Cond (umho/cm)		922	1060	921	932	934	934	928	910	667	869	894	879	927	875	925	892	915	927	890
pH	GPS (6.8)	7.86	7.93	7.76	7.69	8.05	7.69	7.84	7.8	8.1	7.98	8	8.09	7.93	7.63	8.07	7.87	7.93	7.65	7.82
TDS	GPS (500)	629	764	640	657	648	679	648	648	453	628	641	602	660	637	638	622	620	647	665
TRACE METALS mg/l:																				
Aluminum (Al)	GPS (1.8)	-0.1	-0.1	-0.1	-0.1	-0.1	-0.1	-0.1	-0.1	-0.1	-0.1	-0.1	-0.1	-0.1	-0.1	-0.1	-0.1	-0.1	-0.1	-0.1
Arsenic (As)	GPS (.05)	-0.001	-0.001	-0.001	-0.001	-0.001	0.001	-0.001	-0.001	-0.001	-0.001	0.001	-0.001	-0.001	-0.001	-0.001	-0.001	-0.001	-0.001	-0.001
Barium (Ba)		-0.1	-0.1	-0.1	-0.1	-0.1	-0.1	-0.1	-0.1	-0.1	-0.1	-0.1	-0.1	-0.1	-0.1	-0.1	-0.1	-0.1	-0.1	-0.1
Beryllium (Be)	GPS (.01)	-0.01	-0.01	-0.01	-0.01	-0.01	-0.01	-0.01	-0.01	-0.01	-0.01	-0.01	-0.01	-0.01	-0.01	-0.01	-0.01	-0.01	-0.01	-0.01
Boron (B)		-0.1	-0.1	-0.1	-0.1	-0.1	-0.1	-0.1	-0.1	-0.1	-0.1	-0.1	-0.1	-0.1	-0.1	-0.1	-0.1	-0.1	-0.1	-0.1
Cadmium (Cd)	GPS (.01)	-0.005	-0.005	-0.005	-0.005	-0.005	-0.005	-0.005	-0.005	-0.005	-0.005	-0.005	-0.005	-0.005	-0.005	-0.005	-0.005	-0.005	-0.005	-0.005
Chromium (Cr)	GPS (.05)	-0.01	-0.01	-0.01	-0.01	-0.01	-0.01	-0.01	-0.01	-0.01	-0.01	-0.01	-0.01	-0.01	-0.01	-0.01	-0.01	-0.01	-0.01	-0.01
Cobalt (Co)		-0.001	-0.001	-0.001	0.001	-0.001	-0.001	-0.001	-0.001	-0.001	-0.001	0.001	-0.001	-0.001	-0.001	-0.001	-0.001	-0.001	-0.001	-0.001
Copper (Cu)		-0.01	-0.01	-0.01	-0.01	-0.01	-0.01	-0.01	-0.01	-0.01	-0.01	-0.01	-0.01	-0.01	-0.01	-0.01	-0.01	-0.01	-0.01	-0.01
Iron (Fe)	GPS (0.6)	0.17	0.28	-0.1	-0.1	0.19	0.45	-0.1	0.14	0.077	0.301	0.159	-0.05	0.142	0.204	0.193	0.219	0.27	0.227	0.21
Lead, (Pb)		-0.01	-0.01	-0.01	-0.01	-0.01	-0.01	-0.01	-0.01	-0.01	-0.01	-0.01	-0.01	-0.01	-0.01	-0.01	-0.01	-0.01	-0.01	-0.01
Manganese (Mn)	GPS (0.2)	0.11	0.13	0.1	0.0902	0.12	0.12	0.11	0.11	0.06	0.11	0.09	0.11	0.11	0.09	0.1	0.1	0.1	0.11	0.11
Mercury (Hg)		-0.0002	-0.0002	-0.0002	-0.0002	-0.0002	-0.0002	-0.0002	-0.0002	-0.0002	-0.0002	-0.0002	-0.0002	-0.0002	-0.0002	-0.0002	-0.0002	-0.0002	-0.0002	-0.0002
Molybdenum (Mo)		-0.01	-0.01	-0.01	-0.01	-0.01	-0.01	-0.01	-0.01	-0.01	-0.01	-0.01	-0.01	-0.01	-0.01	-0.01	-0.01	-0.01	-0.01	-0.01
Nickel (Ni)	GPS (.01)	-0.01	-0.01	-0.01	-0.01	-0.01	-0.01	-0.01	-0.01	-0.01	-0.01	0.01	-0.01	-0.01	-0.01	-0.01	-0.01	-0.01	-0.01	-0.01
Selenium (Se)	GPS (.01)	-0.001	-0.001	-0.001	0.002	-0.001	0.001	-0.001	-0.001	-0.001	-0.001	-0.001	-0.001	-0.001	-0.001	-0.001	-0.001	-0.001	-0.001	-0.001
Silver (Ag)		-0.01	-0.01	-0.01	-0.01	-0.01	-0.01	-0.01	-0.01		-0.01	-0.01	-0.01	-0.01	-0.01	-0.01	-0.01	-0.01	-0.01	-0.01
Thallium (Tl)		-0.01	-0.01	-0.01	-0.01	-0.01	-0.01	-0.01	-0.01	-0.01	-0.01	-0.01	-0.01	-0.01	-0.01	-0.01	-0.01	-0.01	-0.01	-0.01
Vanadium (V2O5)		-0.1	-0.1	-0.1	-0.1	-0.1	-0.1	-0.1	-0.1	-0.1	-0.1	-0.1	-0.1	-0.1	-0.1	-0.1	-0.1	-0.1	-0.1	-0.1
Zinc (ZN)		0.01	0.01	0.06	0.01	-0.01	0.04	-0.01	-0.01	-0.01	0.01	-0.01	0.04	0.01	-0.01	-0.01	-0.01	-0.01	0.01	-0.01
RADIOMETRIC pCi/l:																				
Uranium, natural	GPS (36)	23	29.7	27.6	29	27.8	29.8	30.1	22.341	5.3483	20.4454	22.8149	22	25.1	21.8	20.3	20.9	21.7	22.1	22.3
Radium 226		1.7	4.8	2.7	-0.2	1.9	1.7	1.6	2.2	0.9	1.4	2.1	1.3	1.2	1.7	1	1.3	1.3	0.8	1.8
Radium Precision +/-		0.2	0.3	0.3	0.3	0.2	0.2	0.4	0.3	0.2	0.2	0.3	0.2	0.3	0.3	0.2	0.3	0.4	0.3	0.5
Radium 228		3.3	5	6.9	4.1	6.6	5.6	-1	7.5	5.1	4.3	3.5	4.3	-1	3.5	-1	-1	-1	-1	4.7
Radium Precision +/-		0.2	0.2	0.6	0.4	1.4	1.1		1.2	1	1	1.2	1.1		1.7					1.4
Combined Ra226/228	GPS (5.8)	5	9.8	9.6	4.1	8.5	7.3	1.6	9.7	6	5.7	5.6	5.6	1.2	5.2	1	1.3	1.3	0.8	6.5
Thorium 230	GPS (7.0)	-0.2	-0.2	-0.2	7.2	-0.2	-0.2	-0.2	-0.2	-0.2	-0.2	-0.2	-0.2	-0.2	-0.2	-0.2	-0.2	-0.2	-0.2	-0.2
Thorium Precision +/-					1.7															
Lead (Pb210)	GPS (8.9)	-1	-1	-1	-1	-1	-1	-1	-1	-1	-2.7	-2.7	-2.7	-2.7	-2.7	-2.7	-2.7	-2.7	-1	-1
Lead Precision +/-																				
Gross Alpha	GPS (15)	-1	2.7	2.4	3	3.8	2.7	1.5	2	1.8	2.3	1.8	2.3	2.9	2.6	-1	2	1.6	2.3	1.6
Gross Alpha Precision +/-			0.6	1.1	0.9	1	1	1	1	1	1	1	1	1	1.2		1	1	1.1	1
QUALITY ASSURANCE DATA:																				
TDS A/C Balance (dec. %)		1.07	0.98	1.11	1.16	1.01	1.14	1.03	1.08	0.93	0.98	1.08	1.01	1.13	1.04	1.07	1.02	0.91	1	1.05
(LAB: Energy Labs Inc. unless noted.)																				

KENNECOTT URANIUM COMPANY						
TMW-75						
NORTHING: 149,801.01 EASTING: 325,992.80	Groundwater Protection		2005			
ND = Non-detectable	Standard	10/07/04	01/05/05	04/06/05	07/11/05	11/07/05
FIELD DATA mg/l:	(GPS)					
Temperature (C)	as of 5/26/05	13	9	11	17	9.8
pH (Std. Units)		7.5	6.7	6.7	6.9	7.25
Cond. (umho/cm)		600	860	660	580	720
TDS						
MAJOR IONS mg/l:						
Alk-CaCO3		127	131	124	126	128
Bicarbonate (HCO3)		154	160	151	153	156
Calcium (Ca)		165	148	138	142	134
Carbonate (CO3)		-1	-1	-1	-1	-1
Chloride (Cl)		19	21	20	18	19
Fluoride (F)		0.2	0.2	0.1	0.2	0.1
Magnesium (Mg)		12	12	10.7	11.4	11.6
Nitrate-N (NO3)		-0.1	-0.1	-0.1	-0.1	-0.1
Potassium (K)		3.9	4	3.5	3.2	3.2
Silica (SiO2)		16	14	14	15	15
Sodium (Na)		49.1	46.3	43.4	46.2	44.5
Sulfate (SO4)		357	334	339	326	322
NON-METALS:						
Cyanide (CN)		-0.005	-0.005	-0.005	-0.005	-0.005
PHYSICAL PROPERTIES:						
Cond (umho/cm)		910	919	938	926	946
pH	GPS (6.8)	7.69	7.8	7.75	7.84	7.23
TDS	GPS (500)	647	643	635	632	658
TRACE METALS mg/l:						
Aluminum (Al)	GPS (1.8)	-0.1	-0.1	-0.1	-0.1	-0.1
Arsenic (As)	GPS (.05)	-0.001	-0.001	-0.001	-0.001	-0.001
Barium (Ba)		-0.1	-0.1	-0.1	-0.1	-0.1
Beryllium (Be)	GPS (.01)	-0.01	-0.01	-0.01	-0.01	-0.01
Boron (B)		-0.1	-0.1	-0.1	-0.1	-0.1
Cadmium (Cd)	GPS (.01)	-0.005	-0.005	-0.005	-0.005	-0.005
Chromium (Cr)	GPS (.05)	-0.01	-0.01	-0.01	-0.01	-0.01
Cobalt (Co)		-0.001	-0.001	-0.001	-0.001	-0.001
Copper (Cu)		-0.01	-0.01	-0.01	-0.01	-0.01
Iron (Fe)	GPS (0.6)	-0.05	0.19	0.19	0.2	0.15
Lead, (Pb)		-0.01	-0.01	-0.01	-0.01	-0.01
Manganese (Mn)	GPS (0.2)	0.12	0.11	0.11	0.11	0.11
Mercury (Hg)		-0.0002	-0.0002	-0.0002	-0.0002	-0.0002
Molybdenum (Mo)		-0.01	-0.01	-0.01	-0.01	-0.01
Nickel (Ni)	GPS (.01)	-0.01	-0.01	-0.01	-0.01	-0.01
Selenium (Se)	GPS (.01)	-0.001	-0.001	-0.001	-0.001	-0.001
Silver (Ag)		-0.01	-0.01	-0.01	-0.01	-0.01
Thallium (Tl)		-0.01	-0.01	-0.01	-0.01	-0.01
Vanadium (V2O5)		-0.1	-0.1	-0.1	-0.1	-0.1
Zinc (ZN)		-0.01	-0.01	-0.01	-0.01	-0.01
RADIOMETRIC pCi/l:						
Uranium, natural	GPS (36)	24.1	26	25.4	22	23.1
Radium 226		1.5	0.7	1.1	1.9	1.8
Radium Precision +/-		0.5	0.4	0.4	0.5	0.5
Radium 228		3.8	4.3	3.7	5.7	2.8
Radium Precision +/-		1.1	1	0.9	0.9	1
Combined Ra226/228	GPS (5.8)	5.3	5	4.8	7.6	4.6
Thorium 230	GPS (7.0)	-0.2	-0.2	-0.2	-0.2	-0.2
Thorium Precision +/-						
Lead (Pb210)	GPS (8.9)	-1	-1	-1	-1	-1
Lead Precision +/-						
Gross Alpha	GPS (15)	1.7	3	1.6	4	2.6
Gross Alpha Precision +/-		1	1.3	1	1.8	1.1
QUALITY ASSURANCE DATA:						
TDS A/C Balance (dec. %)		0.94	0.98	0.99	0.99	1.05
(LAB: Energy Labs Inc. unless noted.)						

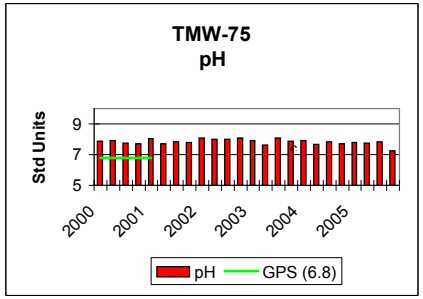

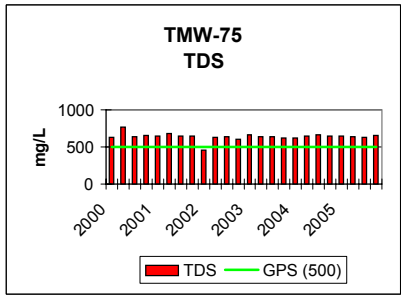

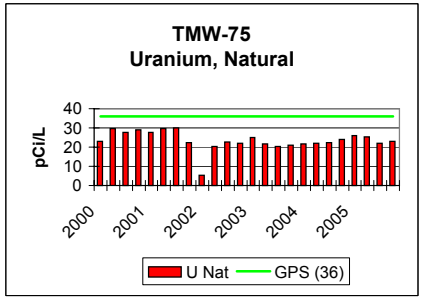

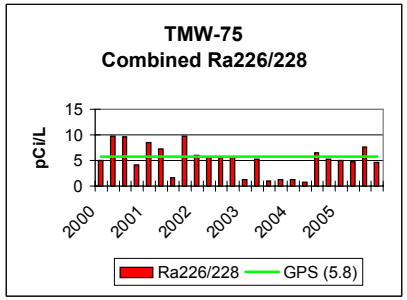

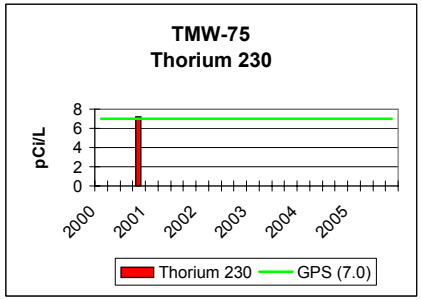

KENNECOTT URANIUM COMPANY													
TMW-78													
NORTHING: 149,900.26	Groundwater	2000		2001		2002		2003		2004		2005	
EASTING: 325,592.38	Protection												
ND = Non-detectable	Standard	5/10/00	11/15/00	5/10/01	11/13/01	5/6/02	11/13/02	5/12/03	11/10/03	5/5/04	11/2/04	5/3/05	12/17/05
FIELD DATA mg/l:	(GPS)												
Temperature (C)	as of 5/26/05	8	8	8	8	8	8	8	8	12	11	11	7.3
pH (Std. Units)		7.6	6.6	7.3	7.4	7.3	6.8	7.2	7.2	7.2	7.1	7.1	7.53
Cond. (umho/cm)		540	480	380	400	380	380	400	360	580	360	660	460
TDS													
MAJOR IONS mg/l:													
Alk-CaCO3		92	96	96	97	101	98	98	101	96.2	97	90	95
Bicarbonate (HCO3)		112	117	116	118	123	120	120	123	117	119	110	116
Calcium (Ca)		121	61	45.3	53.1	49.2	47.4	49	51	107	79.4	142	110
Carbonate (CO3)		-0.1	-0.1	-1	-1	-1	-1	-1	-1	-1	-1	-1	-1
Chloride (Cl)		12.6	8.6	7.7	11	2.5	3	5.1	5.2	10.1	6	14	7
Fluoride (F)		0.16	0.21	0.19	0.2	0.2	0.2	0.2	0.2	0.2	0.2	0.2	0.2
Magnesium (Mg)		11.4	7	4.3	4.4	3.7	3.6	3.5	3.6	9.4	9.1	14.9	13.4
Nitrate-N (NO3)		-0.1	-0.1	-0.1	-0.1	-0.1	-0.1	-0.1	-0.1	-0.1	-0.1	-0.1	-0.1
Potassium (K)		3.9	2.8	2.1	2.2	2.8	2.8	2.9	2.1	3	3.3	3.8	3.1
Silica (SiO2)		11.9	11.5	13.3	14	13	12.2	12.1	13	12.6	14	12	14
Sodium (Na)		35.3	31.1	28.3	30.7	29.3	32	29.8	30.8	34.4	31.4	37.7	31.6
Sulfate (SO4)		291	142	90.5	103	94.3	87.2	95.6	93.3	264	180	349	270
NON-METALS:													
Cyanide (CN)		-0.005	-0.005	-0.005	-0.005	-0.005	-0.005	-0.005	-0.005	-0.005	-0.005	-0.005	-0.005
PHYSICAL PROPERTIES:													
Cond (umho/cm)		825	504	403	409	402	400	394	542	736	560	891	719
pH	GPS (6.8)	8.06	8.08	8.02	8	8.11	7.85	7.91	8.13	7.84	8.05	7.83	8.06
TDS @ 180° C.	GPS (500)	588	318	249	281	242	240	201	232	514	394	568	487
METALS-DISSOLVED mg/l:													
Aluminum (Al)	GPS (1.8)	-0.1	-0.1	-0.1	-0.1	-0.1	-0.1	-0.1	-0.1	-0.1	-0.1	-0.1	-0.1
Arsenic (As)	GPS (.05)	-0.001	-0.001	-0.001	0.001	0.001	0.001	-0.001	0.001	-0.001	-0.001	-0.001	-0.001
Barium (Ba)		-0.1	-0.1	-0.1	-0.1	-0.1	-0.1	-0.1	-0.1	-0.1	-0.1	-0.1	-0.1
Beryllium (Be)	GPS (.01)	-0.01	-0.01	-0.01	-0.01	-0.01	-0.01	-0.01	-0.01	-0.01	-0.01	-0.01	-0.01
Boron (B)		-0.1	-0.1	-0.1	-0.1	-0.1	-0.1	-0.1	-0.1	-0.1	-0.1	-0.1	-0.1
Cadmium (Cd)	GPS (.01)	-0.005	-0.005	-0.005	-0.005	-0.005	-0.005	-0.005	-0.005	-0.005	-0.005	-0.005	-0.005
Chromium (Cr)	GPS (.05)	-0.01	-0.01	-0.01	-0.01	-0.01	-0.01	-0.01	-0.01	-0.01	-0.01	-0.01	-0.01
Cobalt (Co)		-0.001	-0.001	-0.001	-0.001	-0.001	-0.001	-0.001	-0.001	-0.001	-0.001	-0.001	-0.001
Copper (Cu)		-0.01	-0.01	-0.01	-0.01	-0.01	-0.01	-0.01	-0.01	-0.01	-0.01	-0.01	-0.01
Iron (Fe)	GPS (0.6)	-0.1	-0.1	-0.1	-0.1	-0.1	-0.05	-0.05	-0.05	-0.05	-0.05	-0.05	-0.05
Lead, (Pb)		-0.01	-0.01	-0.01	-0.01	-0.01	-0.01	-0.01	-0.01	-0.01	-0.01	-0.01	-0.01
Manganese (Mn)	GPS (0.2)	0.01	-0.01	-0.01	-0.01	-0.01	-0.01	-0.01	-0.01	0.01	0.01	0.02	0.01
Mercury (Hg)		-0.0002	0.0002	-0.0002	-0.0002	-0.0002	-0.0002	-0.0002	-0.0002	-0.0002	-0.0002	-0.0002	-0.0002
Molybdenum (Mo)		-0.01	-0.01	-0.01	-0.01	-0.01	-0.01	-0.01	-0.01	-0.01	-0.01	-0.01	-0.01
Nickel (Ni)	GPS (.01)	-0.01	-0.01	-0.01	-0.01	-0.01	0.01	-0.01	-0.01	-0.01	-0.01	-0.01	-0.01
Selenium (Se)	GPS (.01)	-0.001	-0.001	-0.001	-0.001	-0.001	-0.001	-0.001	-0.001	-0.001	-0.001	-0.001	-0.001
Silver (Ag)		-0.01	-0.01	-0.01	-0.01	-0.01	-0.01	-0.01	-0.01	-0.01	-0.01	-0.01	-0.01
Thallium (Tl)		-0.01	-0.01	-0.01	-0.01	-0.01	-0.01	-0.01	-0.01	-0.01	-0.01	-0.01	-0.01
Vanadium (V2O5)		-0.1	-0.1	-0.1	-0.1	-0.1	-0.1	-0.1	-0.1	-0.1	-0.1	-0.1	-0.1
Zinc (ZN)		-0.01	-0.01	-0.01	-0.01	0.02	-0.01	-0.01	-0.01	-0.01	-0.01	-0.01	-0.01
RADIOMETRIC pCi/l:													
Uranium, natural	GPS (36)	16.5	9.7	5.2	4.4682	3.9266	3.4	4.3	4.5	8.8	9.8	12.7	9
Radium 226		0.9	0.7	0.4	-0.2	-0.2	-0.2	0.6	0.5	1.3	0.6	3.1	0.7
Radium Precision +/-		0.3	0.2	0.2				0.2	0.2	0.5	0.3	0.8	0.5
Radium 228		2.5	-1	-1	7.5	-1	-1	-1	-1	-1	-1	1.3	-1
Radium Precision +/-		0.2			1							1.1	
Comb. Ra226/228	GPS (5.8)	3.4	0.7	0.4	7.5	0	0	0.6	0.5	1.3	0.6	4.4	0.7
Thorium 230	GPS (7.0)	-0.2	-0.2	-0.2	-0.2	-0.2	-0.2	0.3	-0.2	-0.2	-0.2	-0.2	-0.2
Thorium Precision +/-								0.3					
Lead (Pb210)	GPS (8.9)	-1	-1	-1	-2.7	-2.7	-2.7	-2.7	-2.7	-1	-1	-1	-1
Lead Precision +/-													
Gross Alpha	GPS (15)	2.4	-1	-1	-1	3.7	-1	-1	-1	1.2	-1	1.6	-1
Gross Alpha Precision +/-		1				1.2				1		1.1	
QUALITY ASSURANCE DATA:													
TDS A/C Balance (dec. %)		1.08	0.98	0.99	1.06	0.94	0.96	0.77	0.94	1.03	1.03	0.91	0.96
(LAB: Energy Labs Inc. unless noted.)													

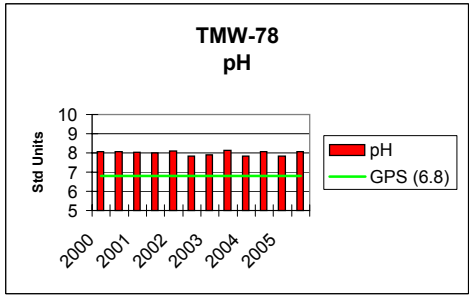

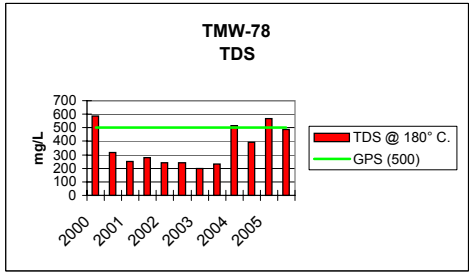

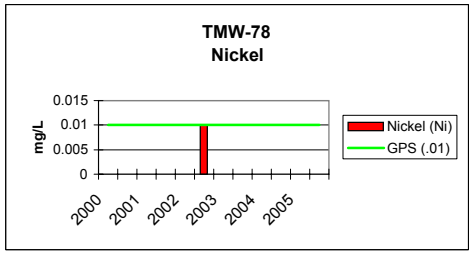

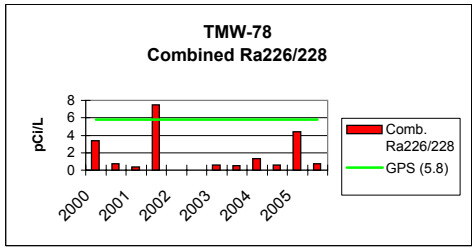

KENNECOTT URANIUM COMPANY													
TMW-82													
NORTHING: 150,302.15	Groundwater	2000		2001		2002		2003		2004		2005	
EASTING: 325,987.47	Protection												
ND = Non-detectable	Standard	05/10/00	11/09/00	05/17/01	11/14/01	05/06/02	11/18/02	05/12/03	11/10/03	05/05/04	11/02/04	05/03/05	12/17/05
FIELD DATA mg/l:	(GPS)												
Temperature (C)	as of 5/26/05	8	8	8	8	8	8	8	8	15	11	11	10.6
pH (Std. Units)		7.3	6.9	7.1	7.2	6.9	6.7	7.2	6.7	7.1	7.1	7.1	7.36
Cond. (umho/cm)		820	1140	1160	1040	960	880	920	940	760	680	840	810
TDS													
MAJOR IONS mg/l:													
Alk-CaCO3		103	102	101	103	106	100	101	102	98	99	98	95
Bicarbonate (HCO3)		125	124	122	125	129	122	123	124	119	121	120	116
Calcium (Ca)		206	217	213	234	216	201	204	223	213	224	227	236
Carbonate (CO3)		-0.1	-0.1	-1	-1	-1	-1	-1	-1	-1	-1	-1	-1
Chloride (Cl)		27.1	26.7	27.2	30	23.2	18.6	24.9	22.3	25.3	24	26	25
Fluoride (F)		0.13	0.14	0.14	0.1	0.1	0.1	0.1	0.1	0.1	0.1	0.1	0.1
Magnesium (Mg)		18.2	20	18.9	20.5	19.3	18.1	17.7	20.1	19.6	21.8	20.1	21.8
Nitrate-N (NO3)		-0.1	-0.1	-0.1	-0.1	-0.1	-0.1	-0.1	-0.1	-0.1	-0.1	-0.1	-0.1
Potassium (K)		4.8	4.1	3.9	4.1	4.8	4.3	4.7	4	4.1	4.8	4.5	4.2
Silica (SiO2)		12.2	13.6	13.3	14	12.8	11.6	11.7	13.5	13.1	15	14	15
Sodium (Na)		50.7	53.5	51.9	53.2	50.2	52.3	49.5	53.8	51.6	53.6	52.9	51.3
Sulfate (SO4)		508	584	574	606	578	521	555	598	585	612	574	609
NON-METALS:													
Cyanide (CN)		-0.005	-0.005	-0.005	-0.005	-0.005	-0.005	-0.005	-0.005	-0.005	-0.005	-0.005	-0.005
PHYSICAL PROPERTIES:													
Cond (umho/cm)		1315	1310	1290	1290	1300	1310	1310	1220	1300	1310	1310	1310
pH	GPS (6.8)	7.95	7.76	7.99	7.9	8	7.8	7.7	8.01	7.68	7.86	7.78	7.92
TDS @ 180 C.	GPS (500)	1020	1010	1010	1030	1000	1000	949	1020	1030	1050	929	1010
METALS-DISSOLVED mg/l:													
Aluminum (Al)	GPS (1.8)	-0.1	-0.1	-0.1	-0.1	-0.1	-0.1	-0.1	-0.1	-0.1	-0.1	-0.1	-0.1
Arsenic (As)	GPS (.05)	-0.001	-0.001	-0.001	-0.001	-0.001	-0.001	-0.001	0.001	-0.001	-0.001	-0.001	-0.001
Barium (Ba)		-0.1	-0.1	-0.1	-0.1	-0.1	-0.1	-0.1	-0.1	-0.1	-0.1	-0.1	-0.1
Beryllium (Be)	GPS (.01)	-0.01	-0.01	-0.01	-0.01	-0.01	-0.01	-0.01	-0.01	-0.01	-0.01	-0.01	-0.01
Boron (B)		-0.1	-0.1	-0.1	-0.1	-0.1	-0.1	-0.1	-0.1	-0.1	-0.1	-0.1	-0.1
Cadmium (Cd)	GPS (.01)	-0.005	-0.005	-0.005	-0.005	-0.005	-0.005	-0.005	-0.005	-0.005	-0.005	-0.005	-0.005
Chromium (Cr)	GPS (.05)	-0.01	-0.01	-0.01	-0.01	-0.01	-0.01	-0.01	-0.01	-0.01	-0.01	-0.01	-0.01
Cobalt (Co)		-0.001	-0.001	-0.001	-0.001	-0.001	-0.001	-0.001	-0.001	-0.001	-0.001	-0.001	-0.001
Copper (Cu)		-0.01	-0.01	-0.01	-0.01	-0.01	-0.01	-0.01	-0.01	-0.01	-0.01	-0.01	-0.01
Iron (Fe)	GPS (0.6)	0.34	0.36	0.08	0.4	0.32	0.225	0.26	0.323	0.299	0.39	0.32	0.06
Lead, (Pb)		-0.01	-0.01	-0.01	-0.01	-0.01	-0.01	-0.01	-0.01	-0.01	-0.01	-0.01	-0.01
Manganese (Mn)	GPS (0.2)	0.11	0.12	0.11	0.1	0.11	0.12	0.1	0.11	0.1	0.12	0.11	0.11
Mercury (Hg)		-0.0002	-0.0002	-0.0002	-0.0002	-0.0002	-0.0002	-0.0002	-0.0002	-0.0002	-0.0002	-0.0002	-0.0002
Molybdenum (Mo)		-0.01	-0.01	-0.01	-0.01	-0.01	-0.01	-0.01	-0.01	-0.01	-0.01	-0.01	-0.01
Nickel (Ni)	GPS (.01)	-0.01	-0.01	-0.01	0.01	-0.01	-0.01	-0.01	-0.01	-0.01	-0.01	-0.01	-0.01
Selenium (Se)	GPS (.01)	-0.001	0.001	-0.001	-0.001	0.001	0.001	-0.001	-0.001	-0.001	0.002	-0.001	-0.001
Silver (Ag)		-0.01	-0.01	-0.01	-0.01	-0.01	-0.01	-0.01	-0.01	-0.01	-0.01	-0.01	-0.01
Thallium (Tl)		-0.01	-0.01	-0.01	-0.01	-0.01	-0.01	-0.01	-0.01	-0.01	-0.01	-0.01	-0.01
Vanadium (V2O5)		-0.1	-0.1	-0.1	-0.1	-0.1	-0.1	-0.1	-0.1	-0.1	-0.1	-0.1	-0.1
Zinc (ZN)		0.01	0.01	0.01	0.01	0.01	0.02	0.02	-0.01	-0.01	-0.01	-0.01	-0.01
RADIOMETRIC pCi/l:													
Uranium, natural	GPS (36)	4.3	5.08	4.9	4.3328	5.416	4.6	5.3	5.8	4.4	4.1	4.7	4.6
Radium 226		1.9	2.8	1.9	2	3.4	1	3.1	3.4	1.8	3.4	3.8	2.3
Radium Precision +/-		0.4	0.3	0.2	0.3	0.4	0.2	0.4	0.4	0.5	0.7	0.8	0.6
Radium 228		10	7	-1	21	9.8	5.5	9.5	2	10.1	10.4	9.5	6.9
Radium Precision +/-		0.7	0.3		1.2	1	1	2.1	1.1	1.7	1.6	1.4	1.2
Combined Ra226/228	GPS (5.8)	11.9	9.8	1.9	23	13.2	6.5	12.6	5.4	11.9	13.8	13.3	9.2
Thorium 230	GPS (7.0)	-0.2	-0.2	-0.2	-0.2	-0.2	-0.2	0.3	-0.2	-0.2	-0.2	-0.2	-0.2
Thorium Precision +/-								0.3					
Lead (Pb210)	GPS (8.9)	-1	-1	-1	-2.7	-2.7	-2.7	-2.7	-2.7	-1	-1	-1	-1
Lead Precision +/-													
Gross Alpha	GPS (15)	4.4	2.2	2.7	2.9	7.2	6.2	2.3	3.5	2.2	2.3	6.8	1.8
Gross Alpha Precision +/-		1.2	1	1.2	1.2	1.5	2.2	1	1.1	1	1.1	1.6	1.2
QUALITY ASSURANCE DATA:													
TDS A/C Balance (dec. %)		1.15	1.03	1.05	1.02	1.03	1.13	1.02	1.04	1.06	1.04	0.95	0.99

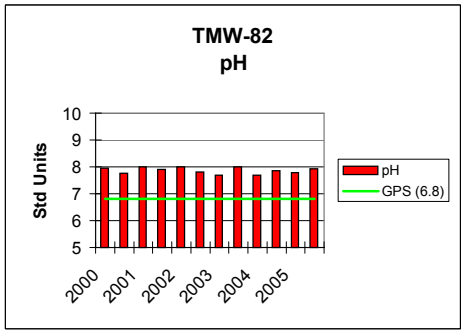

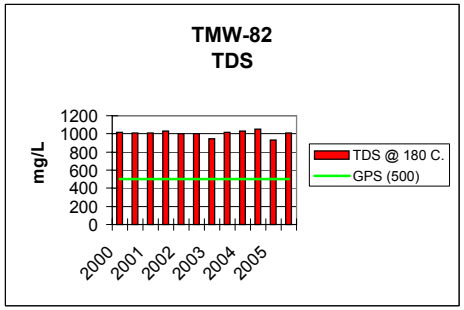

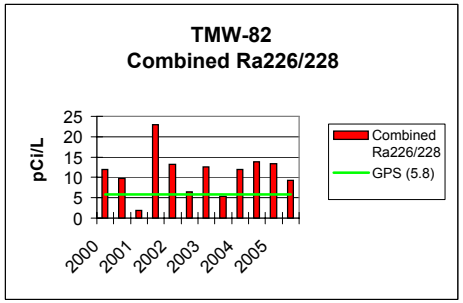

KENNECOTT URANIUM COMPANY													
TMW-89													
NORTHING: 150,809.67 EASTING: 326,137.13	Groundwater Protection	2000		2001		2002		2003		2004		2005	
ND = Non-detectable	Standard	5/10/00	11/9/00	5/17/01	11/14/01	5/7/02	11/18/02	5/12/03	11/10/03	5/5/04	11/3/04	5/3/05	12/17/05
FIELD DATA mg/l:	(GPS)												
Temperature (C)	as of 5/26/05	8	8	8	8	8	8	8	8	14	11	10	8.3
pH (Std. Units)		7.3	7.1	7.3	7.3	7.3	6.8	6.9	6.8	6.9	7.2	7.1	7.41
Cond (umho/cm)		900	1280	1420	1340	600	960	960	860	980	740	860	760
TDS													
MAJOR IONS mg/l:													
Alk-CaC03		79	80	61	62	93	61	59	75	58.2	63	67	70
Bicarbonate (HCO3)		96	98	73	75	113	74.4	72	90.9	71	77	82	85
Calcium (Ca)		230	240	313	319	98.4	221	252	199	243	246	231	221
Carbonate (CO3)		-0.1	-0.1	-1	-1	-1	-1	-1	-1	-1	-1	-1	-1
Chloride (Cl)		30.8	27.7	38.4	39	9.4	20.3	30.9	17.9	27.2	25	24	22
Fluoride (F)		0.14	0.15	0.13	0.1	0.2	0.1	0.1	0.1	0.1	0.2	0.1	0.2
Magnesium (Mg)		22.4	24.3	30.4	30.9	9.3	21.3	24.1	18.9	23.7	25.6	22	21.9
Nitrate-N (NO3)		-0.1	-0.1	-0.1	-0.1	-0.1	-0.1	-0.1	-0.1	-0.1	-0.1	-0.1	-0.1
Potassium (K)		5.8	5.2	6.3	6.3	3.9	6	6	4.8	5.7	6.2	5.6	5.1
Silica (SiO2)		6.8	7.5	3.4	4	8.6	3.8	3.2	5	3.6	4	4	6
Sodium (Na)		51.9	53.7	60.6	60.1	33.9	53.9	55.8	49.4	55.2	55.1	52.6	46.6
Sulfate (SO4)		608	663	910	905	235	618	743	540	701	713	625	592
NON-METALS:													
Cyanide (CN)		-0.005	-0.005	-0.005	-0.005	-0.005	-0.005	-0.005	-0.005	-0.005	-0.005	-0.005	-0.005
PHYSICAL PROPERTIES:													
Cond (umho/cm)		1455	1430	1790	1690	680	1440	1540	1220	1450	1430	1350	1230
pH	GPS (6.8)	8.01	7.79	7.75	7.8	7.99	7.68	7.56	7.98	7.74	7.78	7.74	7.97
TDS @ 180° C.	GPS (500)	1160	1110	1500	1420	459	1130	1190	905	1170	1170	945	924
METALS-DISSOLVED mg/l:													
Aluminum (Al)	GPS (1.8)	-0.1	-0.1	-0.1	-0.1	-0.1	-0.1	-0.1	-0.1	-0.1	-0.1	-0.1	-0.1
Arsenic (As)	GPS (.05)	-0.001	0.001	-0.001	-0.001	-0.001	-0.001	-0.001	0.001	-0.001	-0.001	-0.001	-0.001
Barium (Ba)		-0.1	-0.1	-0.1	-0.1	-0.1	-0.1	-0.1	-0.1	-0.1	-0.1	-0.1	-0.1
Beryllium (Be)	GPS (.01)	-0.01	-0.01	-0.01	-0.01	-0.01	-0.01	-0.01	-0.01	-0.01	-0.01	-0.01	-0.01
Boron (B)		-0.1	-0.1	-0.1	-0.1	-0.1	-0.1	-0.1	-0.1	-0.1	-0.1	-0.1	-0.1
Cadmium (Cd)	GPS (.01)	-0.005	-0.005	-0.005	-0.005	-0.005	-0.005	-0.005	-0.005	-0.005	-0.005	-0.005	-0.005
Chromium (Cr)	GPS (.05)	-0.01	-0.01	-0.01	-0.01	-0.01	-0.01	-0.01	-0.01	-0.01	-0.01	-0.01	-0.01
Cobalt (Co)		0.002	0.003	0.003	0.003	-0.001	0.002	0.002	0.002	0.002	0.002	0.001	0.001
Copper (Cu)		-0.01	-0.01	-0.01	-0.01	-0.01	-0.01	-0.01	-0.01	-0.01	-0.01	-0.01	-0.01
Iron (Fe)	GPS (0.6)	-0.1	-0.1	-0.1	-0.1	-0.1	-0.1	-0.05	-0.05	-0.05	-0.05	-0.05	-0.05
Lead (Pb)		-0.01	-0.01	-0.01	-0.01	-0.01	-0.01	-0.01	-0.01	-0.01	-0.01	-0.01	-0.01
Manganese (Mn)	GPS (0.2)	0.09	0.09	0.1	0.09	0.04	0.08	0.08	0.06	0.07	0.09	0.06	0.06
Mercury (Hg)		-0.0002	-0.0002	-0.0002	-0.0002	-0.0002	-0.0002	-0.0002	-0.0002	-0.0002	-0.0002	-0.0002	-0.0002
Molybdenum (Mo)		-0.01	-0.01	-0.01	-0.01	-0.01	-0.01	-0.01	-0.01	-0.01	-0.01	-0.01	-0.01
Nickel (Ni)	GPS (.01)	-0.01	-0.01	-0.01	*0.023*	-0.01	-0.01	-0.01	-0.01	-0.01	-0.01	-0.01	-0.01
Selenium (Se)	GPS (.01)	-0.001	0.002	0.001	-0.001	-0.001	-0.001	-0.001	-0.001	-0.001	0.002	-0.001	-0.001
Silver (Ag)		-0.01	-0.01	-0.01	-0.01	-0.01	-0.01	-0.01	-0.01	-0.01	-0.01	-0.01	-0.01
Thallium (Tl)		-0.01	-0.01	-0.01	-0.01	-0.01	-0.01	-0.01	-0.01	-0.01	-0.01	-0.01	-0.01
Vanadium (V205)		-0.1	-0.1	-0.1	-0.1	-0.1	-0.1	-0.1	-0.1	-0.1	-0.1	-0.1	-0.1
Zinc (ZN)		0.02	-0.01	0.01	-0.01	0.02	0.01	0.02	-0.01	-0.01	-0.01	-0.01	-0.01
RADIOMETRIC pCi/l:													
Uranium, natural	GPS (36)	82.5	95.5	125	108.997	60.1853	86	103	106	84.3	88.5	94.4	89.8
Radium 226		5.9	6.2	6.3	5.5	2.3	6.2	5.3	4.1	5.1	5.6	4.5	3.6
Radium Precision +/-		0.4	0.3	0.4	0.4	0.4	0.5	0.4	0.4	0.9	0.9	1.2	0.8
Radium 228		9.6	7	7.9	13.1	-1	4.8	7.3	-1	4.3	6.1	3.7	4.3
Radium Precision +/-		0.7	0.2	1.3	1.1		1	1.3		1.6	1.5	1.2	1.1
Combined Ra226/228	GPS (5.8)	15.5	13.2	14.2	18.6	2.3	11	12.6	4.1	9.4	11.7	8.2	7.9
Thorium 230	GPS (7.0)	-0.2	-0.2	-0.2	-0.2	-0.2	-0.2	0.2	-0.2	-0.2	-0.2	-0.2	-0.2
Thorium Precision +/-								0.2					
Lead (Pb210)	GPS (8.9)	-1	-1	-1	-2.7	-2.7	-2.7	-2.7	-2.7	-1	-1	-1	-1
Lead Precision +/-													
Gross Alpha	GPS (15)	9.2	6.7	7.7	6.9	6.1	6.2	6.4	3.6	4.9	4.9	7.9	4.2
Gross Alpha Precision +/-		1.7	1.5	1	1.5	1.4	2.2	1.3	1.1	1.3	1.4	1.7	1.5
QUALITY ASSURANCE DATA:													
TDS A/C Balance (dec. %)		1.15	1.04	1.07	1.01	1	1.14	1.03	1.03	1.07	1.05	0.94	0.97
(LAB: Energy Labs Inc. unless noted.)					*Revised Result*								

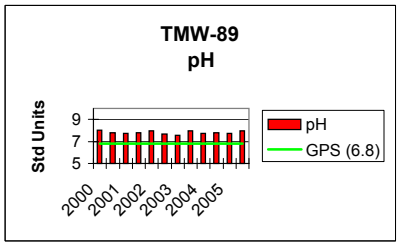

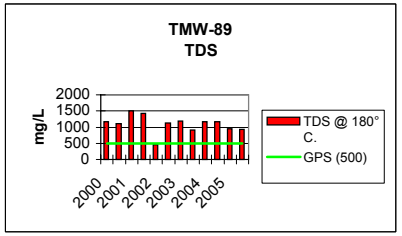

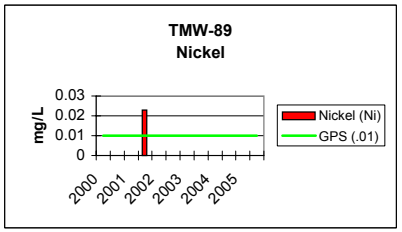

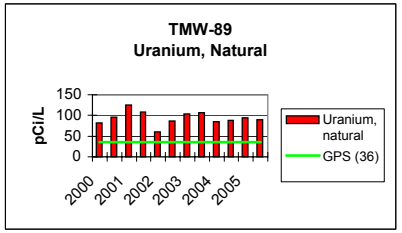

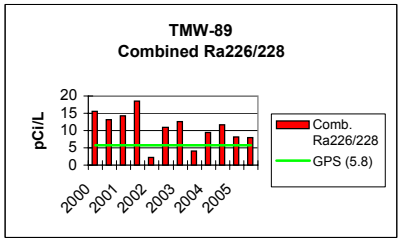

KENNECOTT URANIUM COMPANY																										
TMW-91																										
NORTHING: 148,518.38	Groundwater	2003						2004												2005						
EASTING: 323,956.86	Protection																									
ND = Non-detectable	Standard	08/26/03	09/18/03	10/22/03	11/12/03	12/10/03	12/31/03	01/13/04	02/16/04	03/17/04	04/12/04	05/11/04	06/15/04	07/14/04	08/05/04	09/15/04	10/13/04	11/09/04	12/08/04	01/18/05	02/07/05	03/03/05	04/12/05	07/14/05	10/05/05	12/22/05
FIELD DATA mg/l:	(GPS)																									
Temperature (C)	as of 5/26/05	8	8	8	8	8	8	8	8	8	9	10	12	15	11	11	10	10	8	12	10	8	11	20	12.7	7.8
pH (Std. Units)		6.3	6.8	6.8	6.7	7.2	7.3	7.9	7.2	7.1	6.8	7.8	7.2	7.1	7.1	6.9	7.2	7.6	6.8	7.3	8.1	6.9	6.8	7.1	7.55	7.33
Cond. (umho/cm)		520	860	980	900	1100	1080	1240	1100	1240	960	1000	1280	960	920	1020	920	820	1180	1180	1650	1180	1240	1040	820	1300
TDS																										
MAJOR IONS mg/l:																										
Alk-CaCO3		85					121	118								115						109		120	110	110
Bicarbonate (HCO3)		103					148	143								140						133		146	134	134
Calcium (Ca)		65.9					355	320								370						379		461	250	386
Carbonate (CO3)		-1					-1	-1								-1						-1		-1	-1	-1
Chloride (Cl)		17.6					67	43.6								47						54		73	40	75
Fluoride (F)		0.3					-1	0.1								0.2						0.1		0.1	0.2	0.1
Magnesium (Mg)		7.3					33	26.4								27.7						28.8		36.4	19.2	30
Nitrate-N (NO3)		-0.1					-0.1	-0.1								-0.1						-0.1		-0.1	-0.1	-0.1
Potassium (K)		5.2					6.3	5.6								5.3						5.6		5.3	4.2	5.7
Silica (SiO2)		8.5					13	11.1								12						13		12.6	13	11
Sodium (Na)		87.8					72	69.5								71.4						74.5		86.3	57.7	74.2
Sulfate (SO4)		303					908	839								912						932		1220	619	999
NON-METALS:																										
Cyanide (CN)		-0.005					-0.005	-0.005								-0.005						-0.005		-0.005	-0.005	-0.005
PHYSICAL PROPERTIES:																										
Cond (umho/cm)		801					1800	1920								1790						1840		2290	1430	2180
pH	GPS (6.8)	7.76					7.89	7.86								7.34						7.82		7.8	8.05	8.29
TDS @ 180° C.	GPS (500)	534					1440	1570								1620						1530		2040	1120	1850
METALS-DISSOLVED mg/l:																										
Aluminum (Al)	GPS (1.8)	-0.1					-0.1	-0.1								-0.1						-0.1		-0.1	-0.1	-0.1
Arsenic (As)	GPS (.05)	0.002					0.002	-0.001								-0.001						-0.001		-0.001	-0.001	-0.001
Barium (Ba)		-0.1					-0.1	-0.1								-0.1						-0.1		-0.1	-0.1	-0.1
Beryllium (Be)	GPS (.01)	-0.01					-0.01	-0.01								-0.01						-0.01		-0.01	-0.01	-0.01
Boron (B)		-0.1					-0.1	-0.1								-0.1						-0.1		-0.1	-0.1	-0.1
Cadmium (Cd)	GPS (.01)	-0.005					-0.005	-0.005								-0.0005						-0.0005		-0.0005	-0.0005	-0.0005
Chromium (Cr)	GPS (.05)	-0.01					-0.01	-0.01								-0.01						-0.01		-0.01	-0.01	-0.01
Cobalt (Co)		0.003					0.003	0.002								0.001						0.001		0.001	-0.001	0.002
Copper (Cu)		-0.01					-0.01	-0.01								-0.01						-0.01		-0.01	-0.01	-0.01
Iron (Fe)	GPS (0.6)	-0.05					-0.05	0.209								0.49						-0.01		0.36	-0.05	0.08
Lead (Pb)		-0.01					-0.01	-0.01								-0.01						-0.01		-0.01	-0.01	-0.01
Manganese (Mn)	GPS (0.2)	0.08					0.34	0.36								0.31						0.28		0.33	0.14	0.34
Mercury (Hg)		0.0005					-0.0002	-0.0002								0.0003						-0.0002		-0.0002	-0.0002	-0.0002
Molybdenum (Mo)		-0.01					-0.01	-0.01								-0.08						-0.01		-0.01	-0.01	-0.01
Nickel (Ni)	GPS (.01)	-0.01					-0.01	-0.01								0.01						-0.01		-0.01	0.01	0.02
Selenium (Se)	GPS (.01)	0.003					-0.001	-0.001								-0.001						0.002		0.001	-0.001	-0.001
Silver (Ag)		-0.01					-0.01	-0.01								-0.01						-0.01		-0.01	-0.01	-0.01
Thallium (Tl)		-0.01					-0.01	-0.01								-0.01						-0.01		-0.01	-0.01	-0.01
Vanadium (V2O5)		-0.1					-0.1	-0.1								-0.1						-0.1		-0.1	-0.1	-0.1
Zinc (ZN)		0.04					0.27	0.03								0.07						0.05		-0.01	-0.01	0.02
RADIOMETRIC pCi/l:																										
Uranium, natural	GPS (36)	110					39.8	37.9								24.4						19.9		32.5	13.7	33.9
Radium 226		1.6					2.5	3.1								2.5						2.7		4.4	6.6	3.8
Radium Precision +/-		0.3					0.3	0.6								0.7						0.6		0.9	1.1	0.7
Radium 228		-1					3.3	3.5								2.7						2.4		2.5	8.5	7
Radium Precision +/-							1.2	0.9								1.6						1.3		1.2	1.5	1.2
Combined Ra226/228	GPS (5.8)	1.6					5.8	6.6								5.2						5.1		6.9	15.1	10.8
Thorium 230	GPS (7.0)	-0.2					-0.2	-0.2								-0.2						-0.2		-0.2	-0.2	-0.2
Thorium Precision +/-																										
Lead (Pb210)	GPS (8.9)	-2.7					-2.7	-2.7								-1						-1		-1	-1	-1
Lead Precision +/-																										
Gross Alpha	GPS (15)	2.5					3.6	4								4.7						4.7		5.8	7.8	5.7
Gross Alpha Precision +/-		1					1.2	1.4								1.3						1.6		1.7	1.9	1.4
QUALITY ASSURANCE DATA:																										
TDS A/C Balance (dec. %)								1.14								1.07						0.99		1.04	1.05	1.12
ORGANICS mg/L:																										
Diesel Range Organics (DRO)	GPS 10 (3)	130	40	52	6.2	35	130	16	21	6.7	5.7	21	3.1	1.9	2.6	2.7	1.1	2.4	3.6	1.9	2	2.6	1.4	ND	ND	ND
Gasoline Range Organics (GRO)	GPS 10 (3)	1.9	1.5	0.749	0.182		1.9	0.046		ND		ND	ND	ND	ND	ND	ND	ND	ND	ND	ND	ND	ND	ND	ND	ND
VOLATILE ORGANIC COMPOUNDS mg/L:																										
Chloromethane	0.12	ND	ND	ND	ND	ND	ND	ND	ND	ND	ND	ND	ND	ND	ND	ND	ND	ND	ND	ND	ND	0.0024	ND	0.018	0.018	0.018
1,1-Dichloroethane	GPS 3 (2)	ND	ND	ND	ND	ND	ND	ND	ND	ND	ND	ND	ND	ND	ND	ND	ND	ND	ND	ND	ND	ND	ND	ND	ND	ND
1,1-Dichloroethene	GPS 0.007 (1)	ND	ND	ND	ND	ND	ND	ND	ND	ND	ND	ND	ND	ND	ND	ND	ND	ND	ND	ND	ND	ND	ND	ND	ND	ND
Naphthalene	GPS 1.3 (2)	0.058	0.03	0.017	0.0046	0.0027	0.058	ND	0.0014	ND	ND	ND	ND	ND	ND	ND	ND	ND	ND	ND	ND	ND	ND	ND	ND	ND
Toluene	GPS 1 (1)	ND	ND	ND	ND	ND	ND	ND	ND	ND	ND	ND	0.0026	ND	ND	ND	ND	ND	ND	ND	ND	ND	ND	ND	ND	ND
1,1,1-Trichloroethane	GPS 0.20 (1)	0.015	ND	ND	ND	ND	0.015	ND	ND	ND	ND	ND	ND	ND	ND	ND	ND	ND	ND	ND	ND	ND	ND	ND	ND	ND
1,2,4-Trimethylbenzene	GPS 0.012 (4)	ND	ND	ND	ND	ND	ND	ND	ND	ND	ND	ND	ND	ND	ND	ND	ND	ND	ND	ND	ND	ND	ND	ND	ND	ND
1,3,5-Trimethylbenzene	GPS 0.012 (4)	ND	ND	ND	ND	ND	ND	ND	ND	ND	ND	ND	ND	ND	ND	ND	ND	ND	ND	ND	ND	ND	ND	ND	ND	ND
m+p Xylenes	GPS 10 (1)	ND	ND	ND	ND	ND	ND	ND	ND	ND	ND	ND	ND	ND	ND	ND	ND	ND	ND	ND	ND	ND	ND	ND	ND	ND
(1) - EPA MCL																										
(2) - WY Drinking Water Equivalent Level																										
(3) - WY VRP, Fact Sheet 12																										
(4) - EPA RBC - Tap Water																										
(LAB: Energy Labs Inc. unless noted.)																										

KENNECOTT URANIUM COMPANY	
TMW-91	
NORTHING: 148,518.38 EASTING: 323,956.86	Groundwater Protection
ND = Non-detectable	Standard
FIELD DATA mg/l:	(GPS)
Temperature (C)	as of 5/26/05
pH (Std. Units)	
Cond. (umho/cm)	
TDS	
MAJOR IONS mg/l:	
Alk-CaCO3	
Bicarbonate (HCO3)	
Calcium (Ca)	
Carbonate (CO3)	
Chloride (Cl)	
Fluoride (F)	
Magnesium (Mg)	
Nitrate-N (NO3)	
Potassium (K)	
Silica (SiO2)	
Sodium (Na)	
Sulfate (SO4)	
NON-METALS:	
Cyanide (CN)	
PHYSICAL PROPERTIES:	
Cond (umho/cm)	
pH	GPS (6.8)
TDS @ 180° C.	GPS (500)
METALS-DISSOLVED mg/l:	
Aluminum (Al)	GPS (1.8)
Arsenic (As)	GPS (.05)
Barium (Ba)	
Beryllium (Be)	GPS (.01)
Boron (B)	
Cadmium (Cd)	GPS (.01)
Chromium (Cr)	GPS (.05)
Cobalt (Co)	
Copper (Cu)	
Iron (Fe)	GPS (0.6)
Lead (Pb)	
Manganese (Mn)	GPS (0.2)
Mercury (Hg)	
Molybdenum (Mo)	
Nickel (Ni)	GPS (.01)
Selenium (Se)	GPS (.01)
Silver (Ag)	
Thallium (Tl)	
Vanadium (V2O5)	
Zinc (ZN)	
RADIOMETRIC pCi/l:	
Uranium, natural	GPS (36)
Radium 226	
Radium Precision +/-	
Radium 228	
Radium Precision +/-	
Combined Ra226/228	GPS (5.8)
Thorium 230	GPS (7.0)
Thorium Precision +/-	
Lead (Pb210)	GPS (8.9)
Lead Precision +/-	
Gross Alpha	GPS (15)
Gross Alpha Precision +/-	
QUALITY ASSURANCE DATA:	
TDS A/C Balance (dec. %)	
ORGANICS mg/L:	
Diesel Range Organics (DRO)	GPS 10 (3)
Gasoline Range Organics (GRO)	GPS 10 (3)
VOLATILE ORGANIC COMPOUNDS mg/L:	
Chloromethane	0.12
1,1-Dichloroethane	GPS 3 (2)
1,1-Dichloroethene	GPS 0.007 (1)
Naphthalene	GPS 1.3 (2)
Toluene	GPS 1 (1)
1,1,1-Trichloroethane	GPS 0.20 (1)
1,2,4-Trimethylbenzene	GPS 0.012 (4)
1,3,5-Trimethylbenzene	GPS 0.012 (4)
m+p Xylenes	GPS 10 (1)
(1) - EPA MCL	
(2) - WY Drinking Water Equivalent Level	
(3) - WY VRP, Fact Sheet 12	
(4) - EPA RBC - Tap Water	
(LAB: Energy Labs Inc. unless noted.)	

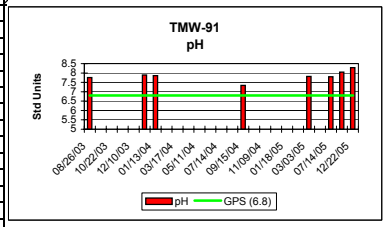

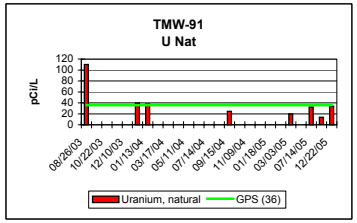

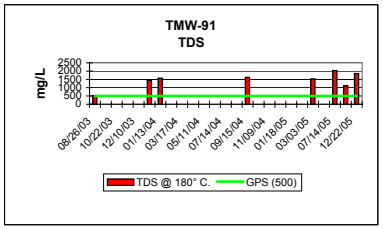

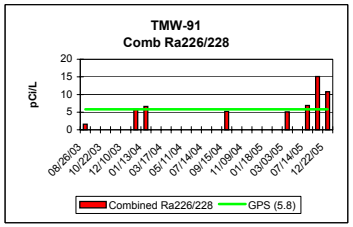

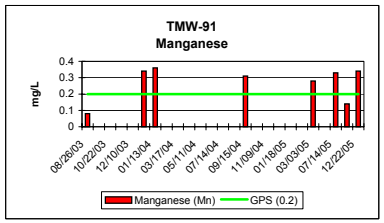

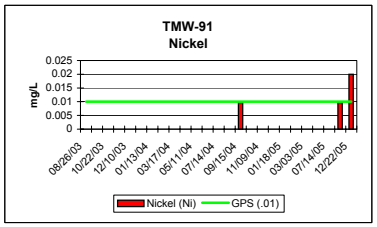

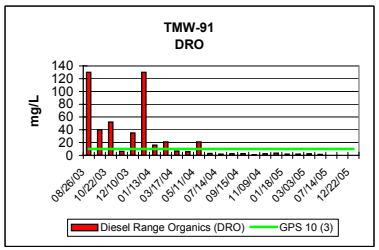

KENNECOTT URANIUM COMPANY														
TMW-92														
NORTHING: 148,504.47	Groundwater	2003			2004							2005		
EASTING: 323,951.33	Protection													
ND = Non-detectable	Standard	12/3/2003	12/10/03	12/16/03	01/13/04	02/16/04	03/17/04	04/12/04	05/11/04	06/10/04	09/15/04	03/02/05	09/21/05	12/20/05
FIELD DATA mg/l:	(GPS)													
Temperature (C)	as of 5/26/05		8		8	8	8	9	10	10	10	12	8.4	8.6
pH (Std. Units)			7.5		8.6	7.8	7.3	7.4	7.8	7.1	7.1	6.9	7.49	7.39
Cond. (umho/cm)			640		640	640	600	660	900	860	720	700	440	940
TDS														
MAJOR IONS mg/l:														
Alk-CaCO3			87		68						103	101	108	100
Bicarbonate (HCO3)			106		83						126	123	132	122
Calcium (Ca)			99.3		65.3						176	170	105	216
Carbonate (CO3)			-1		-1						-1	-1	-1	-1
Chloride (Cl)			9.3		15						22	21	11	26
Fluoride (F)			0.2		0.2						0.2	0.2	0.1	0.1
Magnesium (Mg)			8		6.9						12.4	11.7	7.3	15.3
Nitrate-N (NO3)			-0.1		0.14						-0.1	-0.1	-0.1	-0.1
Potassium (K)			13.7		15.4						4	4.6	3	4.3
Silica (SiO2)			13.1		10.8						12	12	13	13
Sodium (Na)			49.1		65.5						49.1	47	38.7	54.6
Sulfate (SO4)			275		252						434	403	256	536
NON-METALS:														
Cyanide (CN)			-0.005		-0.005						-0.005	-0.005	-0.005	-0.005
PHYSICAL PROPERTIES:														
Cond (umho/cm)			736		738						1020	1050	758	1270
pH	GPS (6.8)		8.06		8.16						7.53	7.82	7.98	7.94
TDS @ 180° C.	GPS (500)		493		491						805	7.46	496	974
METALS-DISSOLVED mg/l:														
Aluminum (Al)	GPS (1.8)		-0.1		-0.1						-0.1	-0.1	-0.1	-0.1
Arsenic (As)	GPS (.05)		-0.001		0.001						-0.001	-0.001	-0.001	-0.001
Barium (Ba)			-0.1		-0.1						-0.1	-0.1	-0.1	-0.1
Beryllium (Be)	GPS (.01)		-0.01		-0.01						-0.01	-0.01	-0.01	-0.01
Boron (B)			-0.1		-0.1						-0.1	-0.1	-0.1	-0.1
Cadmium (Cd)	GPS (.01)		-0.005		-0.005						-0.005	-0.005	-0.005	-0.005
Chromium (Cr)	GPS (.05)		0.01		0.02						-0.01	-0.01	-0.01	-0.01
Cobalt (Co)			-0.001		-0.001						-0.001	-0.001	-0.001	-0.001
Copper (Cu)			-0.01		-0.01						-0.01	-0.01	-0.01	-0.01
Iron (Fe)	GPS (0.6)		-0.05		-0.05						0.13	0.15	-0.05	0.08
Lead (Pb)			-0.01		-0.01						-0.01	-0.01	-0.01	-0.01
Manganese (Mn)	GPS (0.2)		0.03		0.01						0.11	0.11	0.07	0.14
Mercury (Hg)			-0.0002		0.001						0.0003	-0.0002	-0.0002	-0.0002
Molybdenum (Mo)			-0.01		-0.01						-0.01	-0.01	-0.01	-0.01
Nickel (Ni)	GPS (.01)		-0.01		-0.01						-0.01	-0.01	-0.01	-0.01
Selenium (Se)	GPS (.01)		0.002		-0.001						-0.001	-0.001	-0.001	-0.001
Silver (Ag)			-0.01		-0.01						-0.01	-0.01	-0.01	-0.01
Thallium (Tl)			-0.01		-0.01						-0.01	-0.01	-0.01	-0.01
Vanadium (V2O5)			-0.1		-0.1						-0.1	-0.1	-0.1	-0.1
Zinc (ZN)			-0.01		0.01						0.01	-0.01	-0.01	-0.01
RADIOMETRIC pCi/l:														
Uranium, natural	GPS (36)		9.9		32.5						7.1	5.1	3.5	5.6
Radium 226			0.9		1.6						2	2.6	2.4	2.6
Radium Precision +/-			0.3		0.5						0.7	0.6	0.6	0.6
Radium 228			-1		-1						-1	4.7	2.9	9.3
Radium Precision +/-												1	0.9	1.3
Combined Ra226/228	GPS (5.8)		0.9		1.6						2	7.3	5.4	11.9
Thorium 230	GPS (7.0)		-0.2		-0.2						-0.2	-0.2	-0.2	-0.2
Thorium Precision +/-														
Lead (Pb210)	GPS (8.9)		-2.7		-2.7						-1	-1	-1	-1
Lead Precision +/-														
Gross Alpha	GPS (15)		1.5		-1						3.8	5.6	3.4	5.4
Gross Alpha Precision +/-			1								1.2	1.1	1.4	1.2
QUALITY ASSURANCE DATA:														
TDS A/C Balance (dec. %)			0.98		1.06						1.04	1.02	1	1.05
ORGANICS mg/L:														
Diesel Range Organics (DRO)	GPS 10 (3)	3.8	ND	ND	ND	1.3	ND	ND	ND	ND				ND
Gasoline Range Organics (GRO)	GPS 10 (3)	ND	ND	ND	ND		ND		ND	ND				ND
VOLATILE ORGANIC COMPOUNDS mg/L:														
Chloromethane	0.12	ND	ND	ND	ND	ND	ND	ND	ND	ND				0.014
1,1-Dichloroethane	GPS 3 (2)	ND	ND	ND	ND	ND	ND	ND	ND	ND				ND
1,1-Dichloroethene	GPS 0.007 (1)	ND	ND	ND	ND	ND	ND	ND	ND	ND				ND
Naphthalene	GPS 1.3 (2)	0.0035	ND	ND	ND	ND	ND	ND	ND	ND				ND
Toluene	GPS 1 (1)	ND	0.0014	ND	ND	ND	ND	ND	ND	ND				ND
1,1,1-Trichloroethane	GPS 0.20 (1)	ND	ND	ND	ND	ND	ND	ND	ND	ND				ND
1,2,4-Trimethylbenzene	GPS 0.012 (4)	ND	ND	ND	ND	ND	ND	ND	ND	ND				ND
1,3,5-Trimethylbenzene	GPS 0.012 (4)	ND	ND	ND	ND	ND	ND	ND	ND	ND				ND
m+p-Xylenes	GPS 10 (1)	ND	0.0012	ND	ND	ND	ND	ND	ND	ND				ND
(1) - EPA MCL														
(2) - WY Drinking Water Equivalent Level														
(3) - WY VRP, Fact Sheet 12														
(4) - EPA RBC - Tap Water														
(LAB: Energy Labs Inc. unless noted.)														

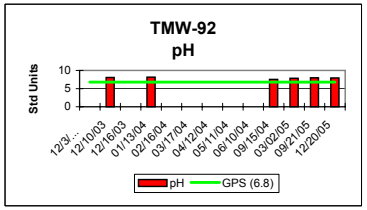

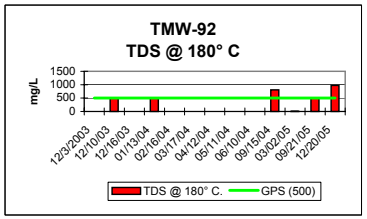

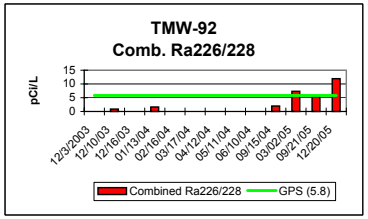

KENNECOTT URANIUM COMPANY							
TMW-93							
NORTHING: 148,399.92 EASTING: 324,099.96	Groundwater Protection	2004			2005		
ND = Non-detectable	Standard	1/19/2004	02/16/04	09/23/04	03/07/05	09/21/05	12/15/05
FIELD DATA mg/l:	(GPS)						
Temperature (C)	as of 5/26/05	8	8	9	11	9.4	11.9
pH (Std. Units)		9.3	8.4	7.3	7.4	7.51	7.54
Cond. (umho/cm)		700	400	440	440	580	690
TDS							
MAJOR IONS mg/l:							
Alk-CaCO3		69		97	115	130	128
Bicarbonate (HCO3)		84.2		119	140	158	156
Calcium (Ca)		73.6		52.1	67.8	183	172
Carbonate (CO3)		-1		-1	-1	-1	-1
Chloride (Cl)		23.2		6	5	18	14
Fluoride (F)		0.3		0.2	0.2	0.1	0.2
Magnesium (Mg)		7.6		5.1	5.9	14.6	14.5
Nitrate-N (NO3)		-0.1		-0.1	-0.1	-0.1	-0.1
Potassium (K)		7.7		3.5	2.5	3.6	3.6
Silica (SiO2)		11		10	10	13	14
Sodium (Na)		84.1		49.3	42.4	48.3	48.8
Sulfate (SO4)		325		137	162	462	418
NON-METALS:							
Cyanide (CN)		-0.005		-0.005	-0.005	-0.005	-0.005
PHYSICAL PROPERTIES:							
Cond (umho/cm)		798		498	562	1140	1060
pH	GPS (6.8)	8.27		7.4	8.08	7.96	8.06
TDS @ 180° C.	GPS (500)	537		321	368	816	753
METALS-DISSOLVED mg/l:							
Aluminum (Al)	GPS (1.8)	-0.1		-0.1	-0.1	-0.1	-0.1
Arsenic (As)	GPS (.05)	0.006		0.005	0.003	-0.001	-0.001
Barium (Ba)		-0.1		-0.1	-0.1	-0.1	-0.1
Beryllium (Be)	GPS (.01)	-0.01		-0.01	-0.01	-0.01	-0.01
Boron (B)		-0.1		-0.1	-0.1	-0.1	-0.1
Cadmium (Cd)	GPS (.01)	-0.005		-0.005	-0.005	-0.005	-0.005
Chromium (Cr)	GPS (.05)	-0.01		-0.01	-0.01	-0.01	-0.01
Cobalt (Co)		-0.001		-0.001	-0.001	-0.001	-0.001
Copper (Cu)		-0.01		-0.01	-0.01	-0.01	-0.01
Iron (Fe)	GPS (0.6)	-0.05		-0.05	-0.05	-0.05	-0.05
Lead (Pb)		-0.01		-0.01	-0.01	-0.01	-0.01
Manganese (Mn)	GPS (0.2)	0.02		0.01	-0.01	0.11	0.11
Mercury (Hg)		0.0015		0.0009	0.0003	-0.0002	-0.0002
Molybdenum (Mo)		0.01		-0.01	-0.01	-0.01	-0.01
Nickel (Ni)	GPS (.01)	-0.01		-0.01	-0.01	-0.01	-0.01
Selenium (Se)	GPS (.01)	0.004		-0.001	-0.001	-0.001	-0.001
Silver (Ag)		-0.01		-0.01	-0.01	-0.01	-0.01
Thallium (Tl)		-0.01		-0.01	-0.01	-0.01	-0.01
Vanadium (V2O5)		-0.1		-0.1	-0.1	-0.1	-0.1
Zinc (ZN)		-0.01		0.03	-0.01	-0.01	-0.01
RADIOMETRIC pCi/l:							
Uranium, natural	GPS (36)	38.8		34.4	23.2	11	8
Radium 226		1.6		-0.2	0.7	3.5	2.3
Radium Precision +/-		0.5			0.3	0.7	0.7
Radium 228		-1		-1	-1	6	3.6
Radium Precision +/-						1	1.1
Comb. Ra226/228	GPS (5.8)	1.6		0	0.7	9.5	5.9
Thorium 230	GPS (7.0)	-0.2		-0.2	-0.2	-0.2	-0.2
Thorium Precision +/-							
Lead (Pb210)	GPS (8.9)	-1		-1	-1	-1	-1
Lead Precision +/-							
Gross Alpha	GPS (15)	2.5		-1	-1	4.8	1.5
Gross Alpha Precision +/-		1				1.6	1.3
QUALITY ASSURANCE DATA:							
TDS A/C Balance (dec. %)		0.95		1	1.01	1	0.99
ORGANICS mg/L:							
Diesel Range Organics (DRO)	GPS 10 (3)	ND	ND				ND
Gasoline Range Organics (GRO)	GPS 10 (3)	ND					ND
VOLATILE ORGANIC COMPOUNDS mg/L:							
Chloromethane	0.12	ND	ND				0.0057
1,1-Dichloroethane	GPS 3 (2)	ND	ND				ND
1,1-Dichloroethene	GPS 0.007 (1)	ND	ND				ND
Naphthalene	GPS 1.3 (2)	ND	ND				ND
Toluene	GPS 1 (1)	ND	ND				ND
1,1,1-Trichloroethane	GPS 0.20 (1)	ND	ND				ND
1,2,4-Trimethylbenzene	GPS 0.012 (4)	ND	ND				ND
1,3,5-Trimethylbenzene	GPS 0.012 (4)	ND	ND				ND
m+p Xylenes	GPS 10 (1)	ND	ND				ND
(1) - EPA MCL							
(2) - WY Drinking Water Equivalent Level							
(3) - WY VRP, Fact Sheet 12							
(4) - EPA RBC - Tap Water							
(LAB: Energy Labs Inc. unless noted.)							

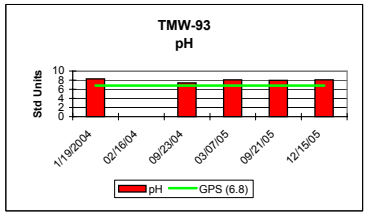

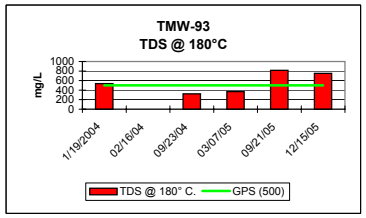

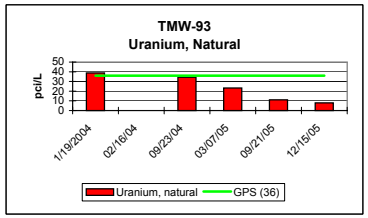

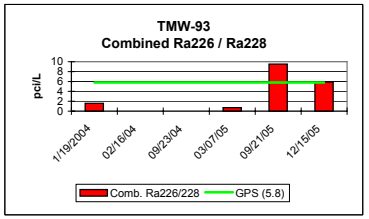

KENNECOTT URANIUM COMPANY							
TMW-94							
NORTHING: 148,400.13	Groundwater	2004			2005		
EASTING: 324,000.02	Protection						
ND = Non-detectable	Standard	1/14/2004	02/16/04	09/22/04	03/07/05	09/21/05	12/15/05
FIELD DATA mg/l:	(GPS)						
Temperature (C)	as of 5/26/05	8	8	10	8	9.6	10.7
pH (Std. Units)		8.5	8	7.3	7.1	7.56	7.61
Cond. (umho/cm)		960	520	460	520	680	680
TDS							
MAJOR IONS mg/l:							
Alk-CaCO3		98		113	110	115	130
Bicarbonate (HCO3)		120		138	135	140	159
Calcium (Ca)		132		48	72.7	212	172
Carbonate (CO3)		-1		-1	-1	-1	-1
Chloride (Cl)		17.6		10	11	21	16
Fluoride (F)		0.2		0.3	0.2	0.1	0.2
Magnesium (Mg)		10.2		5.9	7.6	15.1	12.5
Nitrate-N (NO3)		-0.1		-0.1	-0.1	-0.1	19
Potassium (K)		5.8		4.2	4.1	3.9	3.8
Silica (SiO2)		10.2		11	13	14	15
Sodium (Na)		85.9		93.9	69.1	56.5	49.2
Sulfate (SO4)		444		202	215	565	400
NON-METALS:							
Cyanide (CN)		-0.005		-0.005	-0.005	-0.005	-0.005
PHYSICAL PROPERTIES:							
Cond (umho/cm)		789		668	668	1310	1020
pH	GPS (6.8)	8.09		7.34	8.01	8	8.15
TDS @ 180° C.	GPS (500)	774		459	443	986	726
METALS-DISSOLVED mg/l:							
Aluminum (Al)	GPS (1.8)	-0.1		-0.1	-0.1	-0.1	-0.1
Arsenic (As)	GPS (.05)	0.006		0.002	0.002	0.001	-0.001
Barium (Ba)		-0.1		-0.1	-0.1	-0.1	-0.1
Beryllium (Be)	GPS (.01)	-0.01		-0.01	-0.01	-0.01	-0.01
Boron (B)		-0.1		-0.1	-0.1	-0.1	-0.1
Cadmium (Cd)	GPS (.01)	-0.005		-0.005	-0.005	-0.005	-0.005
Chromium (Cr)	GPS (.05)	-0.01		-0.01	-0.01	-0.01	-0.01
Cobalt (Co)		0.003		-0.001	-0.001	-0.001	-0.001
Copper (Cu)		-0.01		-0.01	-0.01	-0.01	-0.01
Iron (Fe)	GPS (0.6)	0.052		-0.05	-0.05	-0.05	-0.05
Lead (Pb)		-0.01		-0.01	-0.01	-0.01	-0.01
Manganese (Mn)	GPS (0.2)	0.07		-0.01	-0.01	0.14	0.11
Mercury (Hg)		0.0019		0.0014	0.0003	-0.0002	-0.0002
Molybdenum (Mo)		0.02		0.03	0.01	-0.01	-0.01
Nickel (Ni)	GPS (.01)	-0.01		-0.01	-0.01	-0.01	-0.01
Selenium (Se)	GPS (.01)	-0.001		-0.001	-0.001	-0.001	-0.001
Silver (Ag)		-0.01		-0.01	-0.01	-0.01	-0.01
Thallium (Tl)		-0.01		-0.01	-0.01	-0.01	-0.01
Vanadium (V2O5)		-0.1		-0.1	-0.1	-0.1	-0.1
Zinc (ZN)		-0.01		0.04	-0.01	-0.01	-0.01
RADIOMETRIC pCi/l:							
Uranium, natural	GPS (36)	27.8		18.2	15.8	8.1	7
Radium 226		1		0.6	0.5	3.9	1.9
Radium Precision +/-		0.7		0.3	0.3	0.7	0.6
Radium 228		-1		-1	-1	5.2	1.7
Radium Precision +/-						1	1.1
Comb. Ra226/228	GPS (5.8)	1		0.6	0.5	9.1	3.6
Thorium 230	GPS (7.0)	-0.2		-0.2	-0.2	-0.2	-0.2
Thorium Precision +/-							
Lead (Pb210)	GPS (8.9)	-2.7		-1	-1	-1	-1
Lead Precision +/-							
Gross Alpha	GPS (15)	7		-1	1.4	5.4	1.8
Gross Alpha Precision +/-		1			1.2	1.7	1.3
QUALITY ASSURANCE DATA:							
TDS A/C Balance (dec. %)		1.02		1.04	0.97	1.03	0.87
ORGANICS m/L:							
Diesel Range Organics (DRO)	GPS 10 (3)	ND	ND				ND
Gasoline Range Organics (GRO)	GPS 10 (3)	ND					ND
VOLATILE ORGANIC COMPOUNDS mg/L:							
Chloromethane	0.12	ND	ND				0.011
1,1-Dichloroethane	GPS 3 (2)	ND	ND				ND
1,1-Dichloroethene	GPS 0.007 (1)	ND	ND				ND
Naphthalene	GPS 1.3 (2)	ND	ND				ND
Toluene	GPS 1 (1)	ND	ND				ND
1,1,1-Trichloroethane	GPS 0.20 (1)	ND	ND				ND
1,2,4-Trimethylbenzene	GPS 0.012 (4)	ND	ND				ND
1,3,5-Trimethylbenzene	GPS 0.012 (4)	ND	ND				ND
m+p Xylenes	GPS 10 (1)	ND	ND				ND
(1) - EPA MCL							
(2) - WY Drinking Water Equivalent Level							
(3) - WY VRP, Fact Sheet 12							
(4) - EPA RBC - Tap Water							
(LAB: Energy Labs Inc. unless noted.)							

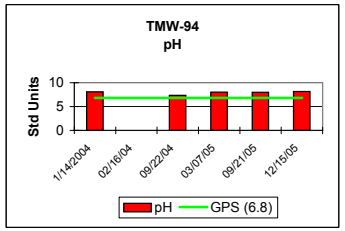

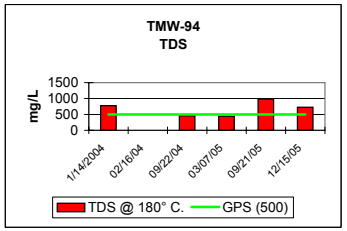

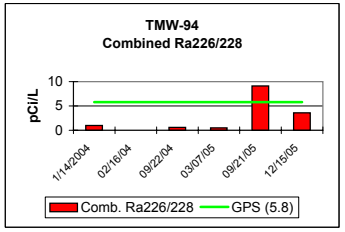

KENNECOTT URANIUM COMPANY							
TMW-95							
NORTHING: 148,399.94	Groundwater	2004			2005		
EASTING: 323,900.08	Protection						
ND = Non-detectable	Standard	1/14/2004	02/16/04	09/23/04	03/07/05	09/22/05	12/15/05
FIELD DATA mg/l:	(GPS)						
Temperature (C)	as of 5/26/05	8	8	8	9	9	8.9
pH (Std. Units)		8.8	8	7.3	7.4	7.21	7.29
Cond. (umho/cm)		760	580	460	440	420	500
TDS							
MAJOR IONS mg/l:							
Alk-CaCO3		149		109	105	115	112
Bicarbonate (HCO3)		182		133	128	140	137
Calcium (Ca)		99.4		66.1	69.8	95.8	114
Carbonate (CO3)		-1		-1	-1	-1	-1
Chloride (Cl)		10.1		11	7	11	9
Fluoride (F)		0.2		0.2	0.2	0.1	0.2
Magnesium (Mg)		7.1		6.6	6.6	5.8	7
Nitrate-N (NO3)		0.14		-0.1	-0.1	-0.1	-0.1
Potassium (K)		5.3		3.6	3.3	2.8	3.2
Silica (SiO2)		15.2		14	14	14	15
Sodium (Na)		59.7		69.4	53.4	39.1	41
Sulfate (SO4)		278		200	184	221	252
NON-METALS:							
Cyanide (CN)		-0.005		-0.005	-0.005	-0.005	-0.005
PHYSICAL PROPERTIES:							
Cond (umho/cm)		1080		635	598	706	731
pH	GPS (6.8)	8.09		7.36	8.03	8	8.2
TDS @ 180° C.	GPS (500)	552		428	390	458	493
METALS-DISSOLVED mg/l:							
Aluminum (Al)	GPS (1.8)	-0.1		0.2	-0.1	-0.1	-0.1
Arsenic (As)	GPS (.05)	0.001		0.002	0.001	-0.001	-0.001
Barium (Ba)		-0.1		-0.1	-0.1	-0.1	-0.1
Beryllium (Be)	GPS (.01)	-0.01		-0.01	-0.01	-0.01	-0.01
Boron (B)		-0.1		-0.1	-0.1	-0.1	-0.1
Cadmium (Cd)	GPS (.01)	-0.005		-0.005	-0.005	-0.005	-0.005
Chromium (Cr)	GPS (.05)	-0.01		-0.01	-0.01	-0.01	-0.01
Cobalt (Co)		-0.001		-0.001	-0.001	-0.001	-0.001
Copper (Cu)		-0.01		-0.01	-0.01	-0.01	-0.01
Iron (Fe)	GPS (0.6)	0.056		-0.05	-0.05	-0.05	-0.05
Lead (Pb)		-0.01		-0.01	-0.01	-0.01	-0.01
Manganese (Mn)	GPS (0.2)	0.04		-0.01	-0.01	0.06	0.06
Mercury (Hg)		0.0008		0.0005	-0.0002	-0.0002	-0.0002
Molybdenum (Mo)		-0.01		0.01	-0.01	-0.01	-0.01
Nickel (Ni)	GPS (.01)	-0.01		-0.01	-0.01	-0.01	-0.01
Selenium (Se)	GPS (.01)	-0.001		-0.001	-0.001	-0.001	-0.001
Silver (Ag)		-0.01		-0.01	-0.01	-0.01	-0.01
Thallium (Tl)		-0.01		-0.01	-0.01	-0.01	-0.01
Vanadium (V2O5)		-0.1		-0.1	-0.1	-0.1	-0.1
Zinc (ZN)		-0.01		0.01	-0.01	-0.01	-0.01
RADIOMETRIC pCi/l:							
Uranium, natural	GPS (36)	6		10.8	9	2.2	1.7
Radium 226		1.4		-0.2	0.5	2.8	2.2
Radium Precision +/-		0.5			0.3	0.6	0.6
Radium 228		3.9		-1	-1	4.2	3.8
Radium Precision +/-		1.2				0.9	1.1
Comb. Ra226/228	GPS (5.8)	5.3		0	0.5	7	6
Thorium 230	GPS (7.0)	-0.2		-0.2	-0.2	-0.2	-0.2
Thorium Precision +/-							
Lead (Pb210)	GPS (8.9)	-2.7		-1	-1	-1	-1
Lead Precision +/-							
Gross Alpha	GPS (15)	1.5		1	1.6	4.3	2.1
Gross Alpha Precision +/-		1		1	1.2	1.5	1.3
QUALITY ASSURANCE DATA:							
TDS A/C Balance (dec. %)		1.01		0.98	0.97	1	0.97
ORGANICS mg/L:							
Diesel Range Organics (DRO)	GPS 10 (3)	ND	ND				ND
Gasoline Range Organics (GRO)	GPS 10 (3)	ND					ND
VOLATILE ORGANIC COMPOUNDS mg/L:							
Chloromethane	0.12	ND	ND				0.012
1,1-Dichloroethane	GPS 3 (2)	ND	ND				ND
1,1-Dichloroethene	GPS 0.007 (1)	ND	ND				ND
Naphthalene	GPS 1.3 (2)	ND	ND				ND
Toluene	GPS 1 (1)	ND	ND				ND
1,1,1-Trichloroethane	GPS 0.20 (1)	ND	ND				ND
1,2,4-Trimethylbenzene	GPS 0.012 (4)	ND	ND				ND
1,3,5-Trimethylbenzene	GPS 0.012 (4)	ND	ND				ND
m+p Xylenes	GPS 10 (1)	ND	ND				ND
(1) - EPA MCL							
(2) - WY Drinking Water Equivalent Level							
(3) - WY VRP, Fact Sheet 12							
(4) - EPA RBC - Tap Water							
(LAB: Energy Labs Inc. unless noted.)							

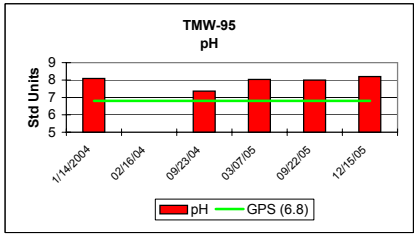

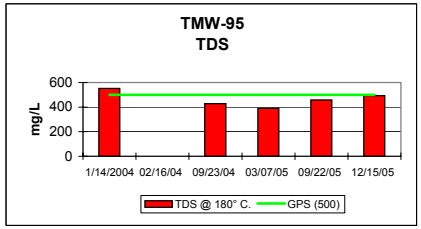

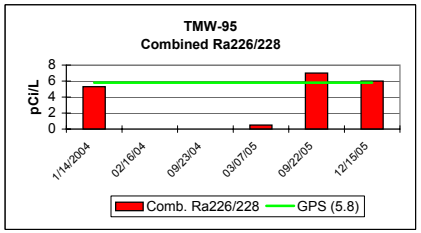

KENNECOTT URANIUM COMPANY																		
TMW-96																		
NORTHING: 148,500.01	Groundwater	2004										2005						
EASTING: 323,807.75	Protection																	
ND = Non-detectable	Standard	3/3/2004	04/13/04	05/11/04	06/10/04	07/13/04	08/05/04	09/20/04	10/20/04	11/08/04	12/07/04	01/18/05	02/07/05	03/03/05	04/12/05	05/10/05	07/18/05	10/31/05
FIELD DATA mg/l:	(GPS)																	
Temperature (C)	as of 5/26/05	8	10	12	10	14	12	10	10	11	10	11	13	11	12	11	11	
pH (Std. Units)		7.6	6.6	7.5	6.8	7.3	6.8	7.1	6.7	7.4	6.8	6.9	7.8	6.6	6.7	6.9	7.7	
Cond. (umho/cm)		1360	1440	1800	1400	1020	1280	1140	1180	980	1100	2200	2400	1460	1580	1560	560	
TDS																		
MAJOR IONS mg/l:																		
Alk-CaCO3		144						151						148			117	113
Bicarbonate (HCO3)		176						184						180			142	138
Calcium (Ca)		374						485						516			186	175
Carbonate (CO3)		-1						ND						-1			-1	-1
Chloride (Cl)		95						167						145			28	26
Fluoride (F)		0.1						0.1						0.1			0.1	0.1
Magnesium (Mg)		65.4						72.5						71.6			14.5	12.4
Nitrate-N (NO3)		1.77						1.27						1.2			-0.1	-0.1
Potassium (K)		5.4						7.5						6.2			3.7	3.7
Silica (SiO2)		8.2						11						11			14	14
Sodium (Na)		103						118						129			50.1	46.6
Sulfate (SO4)		1060						1340						1360			429	417
NON-METALS:																		
Cyanide (CN)		-0.005						ND						-0.005			-0.005	-0.005
PHYSICAL PROPERTIES:																		
Cond (umho/cm)		2330						2850						2770			1100	1100
pH	GPS (6.8)	7.68						7.17						7.68			7.93	8.1
TDS @ 180° C.	GPS (500)	1910						2430						2430			818	754
METALS-DISSOLVED mg/l:																		
Aluminum (Al)	GPS (1.8)	-0.1						ND						ND			ND	ND
Arsenic (As)	GPS (.05)	0.002						0.002						0.001			0.002	-0.001
Barium (Ba)		-0.1						ND						ND			ND	ND
Beryllium (Be)	GPS (.01)	-0.01						ND						ND			ND	ND
Boron (B)		-0.1						ND						ND			ND	ND
Cadmium (Cd)	GPS (.01)	-0.005						ND						ND			ND	ND
Chromium (Cr)	GPS (.05)	-0.01						ND						ND			ND	ND
Cobalt (Co)		0.007						0.002						0.002			ND	ND
Copper (Cu)		-0.01						ND						ND			ND	ND
Iron (Fe)	GPS (0.6)	-0.05						0.12						ND			0.07	-0.05
Lead (Pb)		-0.01						ND						ND			ND	ND
Manganese (Mn)	GPS (0.2)	0.14						0.23						0.12			0.08	0.11
Mercury (Hg)		-0.0002						ND						ND			ND	ND
Molybdenum (Mo)		-0.01						ND						ND			ND	ND
Nickel (Ni)	GPS (.01)	0.01						ND						0.01			ND	ND
Selenium (Se)	GPS (.01)	0.034						0.066						0.054			ND	0.001
Silver (Ag)		-0.01						ND						ND			ND	ND
Thallium (Tl)		-0.01						ND						ND			ND	ND
Vanadium (V2O5)		-0.1						ND						ND			ND	ND
Zinc (ZN)		0.01						0.01						ND			ND	ND
RADIOMETRIC pCi/l:																		
Uranium, natural	GPS (36)	572						760						683			45.6	20.4
Radium 226		5.5						6.6						4.4			3.8	3.5
Radium Precision +/-		0.8						0.8						0.7			0.8	0.7
Radium 228		-1						9.4						8			5.1	4.3
Radium Precision +/-								1.6						1.5			1.3	1.3
Combined Ra226/228	GPS (5.8)	5.5						16						12.4			8.9	7.8
Thorium 230	GPS (7.0)	-0.2						ND						ND			ND	ND
Thorium Precision +/-																		
Lead (Pb210)	GPS (8.9)	-1						ND						ND			ND	ND
Lead Precision +/-																		
Gross Alpha	GPS (15)	8.1						4.9						7.9			3.2	4.7
Gross Alpha Precision +/-		1.3						1.3						1			1.4	1.5
QUALITY ASSURANCE DATA:																		
TDS A/C Balance (dec. %)		1.07						1.06						1.04			1.03	0.99
ORGANICS mg/L:																		
Diesel Range Organics (DRO)	GPS 10 (3)	ND	ND	ND	ND	ND	ND	ND	ND	ND	ND	ND	ND	ND	ND	ND	ND	ND
Gasoline Range Organics (GRO)	GPS 10 (3)	ND	--	ND	ND	ND	ND	ND	ND	ND	ND	ND	ND	ND	ND	ND	ND	ND
VOLATILE ORGANIC COMPOUNDS mg/L:																		
Chloromethane	0.12	ND	ND	ND	ND	ND	ND	ND	ND	ND	ND	ND	ND	0.0018	ND	ND	ND	ND
1,1-Dichloroethane	GPS 3 (2)	ND	0.0022	0.0021	0.0011	0.0016	0.0016	0.0019	0.0015	0.0015	0.0016	0.0016	0.0019	0.0018	0.0014	0.0015	ND	ND
1,1-Dichloroethene	GPS 0.007 (1)	ND	0.001	0.0011	ND	ND	ND	ND	ND	ND	ND	ND	ND	ND	ND	ND	ND	ND
Naphthalene	GPS 1.3 (2)	ND	ND	ND	ND	ND	ND	ND	ND	ND	ND	ND	ND	ND	ND	ND	ND	ND
Toluene	GPS 1 (1)	ND	ND	ND	ND	ND	ND	ND	ND	ND	ND	ND	ND	ND	ND	ND	ND	ND
1,1,1-Trichloroethane	GPS 0.20 (1)	0.006	0.014	0.015	0.0046	0.0063	0.0072	0.0058	0.0063	0.0066	0.0077	0.0062	0.0064	0.005	0.0057	0.0063	ND	ND
1,2,4-Trimethylbenzene	GPS 0.012 (4)	ND	ND	ND	ND	ND	ND	ND	ND	ND	ND	ND	ND	ND	ND	ND	ND	ND
1,3,5-Trimethylbenzene	GPS 0.012 (4)	ND	ND	ND	ND	ND	ND	ND	ND	ND	ND	ND	ND	ND	ND	ND	ND	ND
m+p Xylenes	GPS 10 (1)	ND	ND	ND	ND	ND	ND	ND	ND	ND	ND	ND	ND	ND	ND	ND	ND	ND
(1) - EPA MCL																		
(2) - WY Drinking Water Equivalent Level																		
(3) - WY VRP, Fact Sheet 12																		
(4) - EPA RBC - Tap Water																		
(LAB: Energy Labs Inc. unless noted.)																		

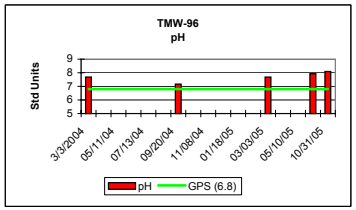

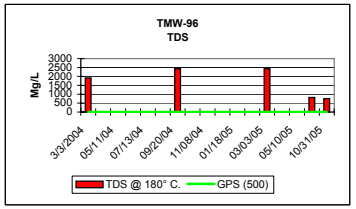

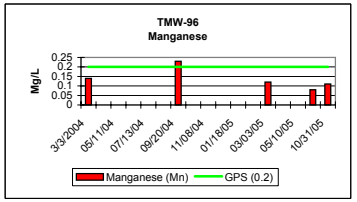

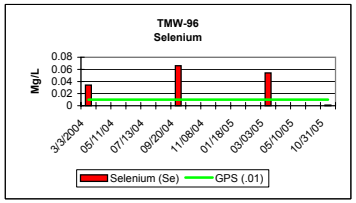

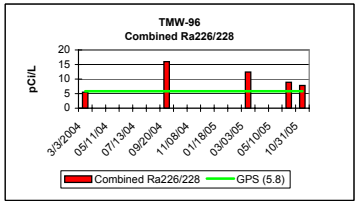

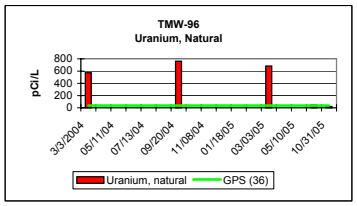

KENNECOTT URANIUM COMPANY							
TMW-97							
NORTHING: 148,599.86	Groundwater	2004		2005			
EASTING: 323,799.93	Protection						
ND = Non-detectable	Standard	03/03/04	09/22/04	03/07/05	06/14/05	09/21/05	10/31/05
FIELD DATA mg/l:	(GPS)						
Temperature (C)	as of 5/26/05	8	9	10	11	8.9	N/A
pH (Std. Units)		11.7	6.9	6.7	6.9	7.42	
Cond. (umho/cm)		660	1000	1500	1600	620	
TDS							
MAJOR IONS mg/l:							
Alk-CaCO3		50.7	141	144		113	107
Bicarbonate (HCO3)		3.3	172	175		138	131
Calcium (Ca)		65.6	386	459		194	180
Carbonate (CO3)		35.1	-1	-1		-1	-1
Chloride (Cl)		10.2	63	56		29	25
Fluoride (F)		0.2	0.1	-0.1		0.1	0.1
Magnesium (Mg)		7.4	59.3	74.3		14.9	13
Nitrate-N (NO3)		2.42	0.76	0.1		-0.1	-0.1
Potassium (K)		27	6.8	6.1		3.6	3.7
Silica (SiO2)		7.4	11	9		14	14
Sodium (Na)		62.4	95.9	99.3		49.3	46.3
Sulfate (SO4)		246	1100	1250		193	439
NON-METALS:							
Cyanide (CN)		-0.005	-0.005	-0.005		-0.005	-0.005
PHYSICAL PROPERTIES:							
Cond (umho/cm)		848	1640	2460		1220	1110
pH	GPS (6.8)	11.3	7	7.69		7.96	8.06
TDS @ 180° C.	GPS (500)	470	1880	2210		886	756
METALS-DISSOLVED mg/l:							
Aluminum (Al)	GPS (1.8)	-0.1	-0.1	-0.1		-0.1	-0.1
Arsenic (As)	GPS (.05)	0.002	0.001	0.002		-0.001	-0.001
Barium (Ba)		-0.1	-0.1	-0.1		-0.1	-0.1
Beryllium (Be)	GPS (.01)	-0.01	-0.01	-0.01		-0.01	-0.01
Boron (B)		-0.1	-0.1	-0.1		-0.1	-0.1
Cadmium (Cd)	GPS (.01)	-0.005	-0.005	-0.005		-0.005	-0.005
Chromium (Cr)	GPS (.05)	0.06	-0.01	-0.01		-0.01	-0.01
Cobalt (Co)		-0.001	0.001	0.002		-0.001	-0.001
Copper (Cu)		-0.01	-0.01	-0.01		-0.01	-0.01
Iron (Fe)	GPS (0.6)	-0.05	-0.05	0.05		-0.05	0.18
Lead (Pb)		-0.01	-0.01	-0.01		-0.01	-0.01
Manganese (Mn)	GPS (0.2)	-0.01	0.2	0.27		0.12	0.11
Mercury (Hg)		0.0006	-0.0002	-0.0002		-0.0002	-0.0002
Molybdenum (Mo)		0.01	-0.01	-0.01		-0.01	-0.01
Nickel (Ni)	GPS (.01)	-0.01	-0.01	-0.01		-0.01	-0.01
Selenium (Se)	GPS (.01)	0.055	0.03	0.004		-0.001	-0.001
Silver (Ag)		-0.01	-0.01	-0.01		-0.01	-0.01
Thallium (Tl)		-0.01	-0.01	-0.01		-0.01	-0.01
Vanadium (V2O5)		-0.1	-0.1	-0.1		-0.1	-0.1
Zinc (ZN)		-0.01	-0.01	-0.01		-0.01	-0.01
RADIOMETRIC pCi/l:							
Uranium, natural	GPS (36)	66.3	398	548		28.7	15.9
Radium 226		0.9	5.7	5.5		3.6	4
Radium Precision +/-		0.4	0.8	0.8		0.7	0.8
Radium 228		-1	8.4	12.7		5.9	7.5
Radium Precision +/-			1.5	1.6		1	1.4
Comb. Ra226/228	GPS (5.8)	0.9	14.1	18.2		9.5	11.5
Thorium 230	GPS (7.0)	-0.2	-0.2	-0.2		-0.2	-0.2
Thorium Precision +/-							
Lead (Pb210)	GPS (8.9)	37	-1	-1		-1	-1
Lead Precision +/-		5.7					
Gross Alpha	GPS (15)	1.1	4.3	9.8		7.9	3.7
Gross Alpha Precision +/-		1	1.2	1.1		1.9	1.3
QUALITY ASSURANCE DATA:							
TDS A/C Balance (dec. %)		1.02	1.04	1.08		1.02	0.96
ORGANICS mg/L:							
Diesel Range Organics (DRO)	GPS 10 (3)	ND			ND	ND	ND
Gasoline Range Organics (GRO)	GPS 10 (3)	ND			ND	ND	ND
VOLATILE ORGANIC COMPOUNDS mg/L:							
Chloromethane	0.12	ND			ND	ND	ND
1,1-Dichloroethane	GPS 3 (2)	ND			0.0021	ND	ND
1,1-Dichloroethene	GPS 0.007 (1)	ND			ND	ND	ND
Naphthalene	GPS 1.3 (2)	ND			ND	ND	ND
Toluene	GPS 1 (1)	ND			ND	ND	ND
1,1,1-Trichloroethane	GPS 0.20 (1)	ND			0.0034	ND	ND
1,2,4-Trimethylbenzene	GPS 0.012 (4)	ND			ND	ND	ND
1,3,5-Trimethylbenzene	GPS 0.012 (4)	ND			ND	ND	ND
m+p Xylenes	GPS 10 (1)	ND			ND	ND	ND
(1) - EPA MCL							
(2) - WY Drinking Water Equivalent Level							
(3) - WY VRP, Fact Sheet 12							
(4) - EPA RBC - Tap Water							
(LAB: Energy Labs Inc. unless noted.)							

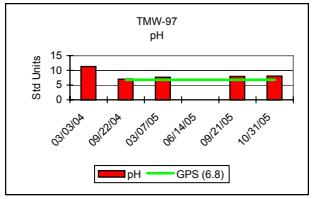

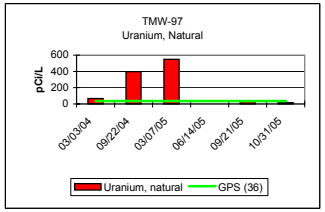

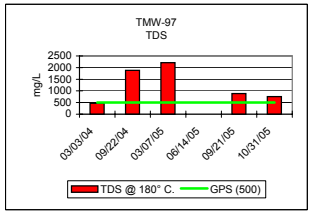

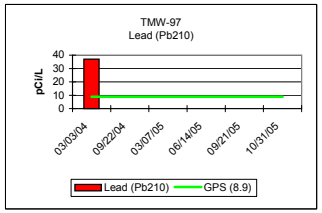

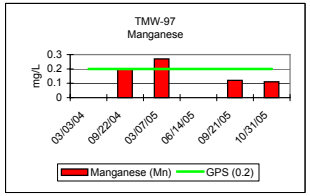

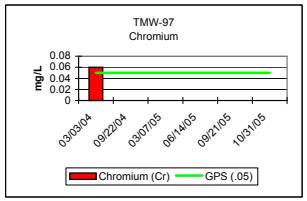

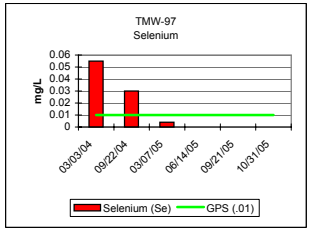

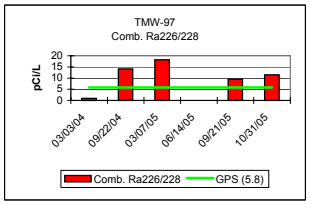

KENNECOTT URANIUM COMPANY							
TMW-98							
NORTHING: 148699.84 EASTING: 323810.19	Groundwater Protection	2004		2005			
ND = Non-detectable	Standard	2/23/04	9/20/04	3/7/05	6/9/05	9/21/05	12/20/05
FIELD DATA mg/l:	(GPS)						
Temperature (C)	as of 5/26/05	8	10	10	11	8.9	7.4
pH (Std. Units)		7.9	6.7	6.8	6.9	7.1	7.26
Cond. (umho/cm)		560	1160	1580	1680	850	1110
TDS							
MAJOR IONS mg/l:							
Alk-CaCO3		108	141	135		141	122
Bicarbonate (HCO3)		132	172	165		173	149
Calcium (Ca)		189	546	552		486	344
Carbonate (CO3)		-1	-1	-1		-1	-1
Chloride (Cl)		36	107	86		78	49
Fluoride (F)		0.2	-0.1	-0.1		-0.1	0.1
Magnesium (Mg)		16.2	45.1	47.4		42.1	31.9
Nitrate-N (NO3)		-0.1	-0.1	-0.1		-0.1	-0.1
Potassium (K)		4.9	8.3	7		6	5.1
Silica (SiO2)		10.7	14	15		14	14
Sodium (Na)		56.3	89.6	100		88.6	76.4
Sulfate (SO4)		508	1410	1460		1320	907
NON-METALS:							
Cyanide (CN)		-0.005	-0.005	-0.005		-0.005	-0.005
PHYSICAL PROPERTIES:							
Cond (umho/cm)		1220	2520	2680		2540	1920
pH	GPS (6.8)	7.8	7.17	7.64		7.68	7.77
TDS @ 180° C.	GPS (500)	905	2400	2430		2260	1580
METALS-DISSOLVED mg/l:							
Aluminum (Al)	GPS (1.8)	-0.1	-0.1	-0.1		-0.1	-0.1
Arsenic (As)	GPS (.05)	0.002	0.002	0.002		-0.001	-0.001
Barium (Ba)		-0.1	-0.1	-0.1		-0.1	-0.1
Beryllium (Be)	GPS (.01)	-0.01	-0.01	-0.01		-0.01	-0.01
Boron (B)		-0.1	-0.1	-0.1		-0.1	-0.1
Cadmium (Cd)	GPS (.01)	-0.005	-0.005	-0.005		-0.005	-0.005
Chromium (Cr)	GPS (.05)	-0.01	-0.01	-0.01		-0.01	-0.01
Cobalt (Co)		0.002	0.001	0.001		-0.001	-0.001
Copper (Cu)		-0.01	-0.01	-0.01		-0.01	-0.01
Iron (Fe)	GPS (0.6)	-0.05	0.75	0.82		-0.05	0.26
Lead (Pb)		-0.01	-0.01	-0.01		-0.01	-0.01
Manganese (Mn)	GPS (0.2)	0.11	0.38	0.36		0.32	0.24
Mercury (Hg)		-0.0002	-0.0002	-0.0002		-0.0002	-0.0002
Molybdenum (Mo)		-0.01	-0.01	-0.01		-0.01	-0.01
Nickel (Ni)	GPS (.01)	-0.01	-0.01	0.01		-0.01	-0.01
Selenium (Se)	GPS (.01)	0.003	0.003	0.002		0.002	-0.001
Silver (Ag)		-0.01	-0.01	-0.01		-0.01	-0.01
Thallium (Tl)		-0.01	-0.01	-0.01		-0.01	-0.01
Vanadium (V2O5)		-0.1	-0.1	-0.1		-0.1	-0.1
Zinc (ZN)		-0.01	0.01	-0.01		-0.01	-0.01
RADIOMETRIC pCi/l:							
Uranium, natural	GPS (36)	118	35.4	40		31.9	24.9
Radium 226		2.6	8.1	6.1		5.7	2.6
Radium Precision +/-		0.5	0.9	0.8		0.9	0.6
Radium 228		-1	11.7	12.7		10.8	8.2
Radium Precision +/-			1.7	1.6		1.1	1.2
Comb. Ra226/228	GPS (5.8)	2.6	19.8	18.8		16.5	10.8
Thorium 230	GPS (7.0)	-0.2	-0.2	-0.2		0.9	-0.2
Thorium Precision +/-						0.6	
Lead (Pb210)	GPS (8.9)	-1	-1	-1		-1	-1
Lead Precision +/-							
Gross Alpha	GPS (15)	2.9	5.3	11.2		8.7	6.5
Gross Alpha Precision +/-		1.2	1.3	1.2		2	1.3
QUALITY ASSURANCE DATA:							
TDS A/C Balance (dec. %)		1.03	1.04	1.04		1.07	1.05
ORGANICS mg/L:							
Diesel Range Organics (DRO)	GPS 10 (3)	ND			ND	ND	ND
Gasoline Range Organics (GRO)	GPS 10 (3)	ND			ND	ND	ND
VOLATILE ORGANIC COMPOUNDS mg/L:							
Chloromethane	0.12	ND			ND	ND	0.01
1,1-Dichloroethane	GPS 3 (2)	ND			ND	ND	ND
1,1-Dichloroethene	GPS 0.007 (1)	ND			ND	ND	ND
Naphthalene	GPS 1.3 (2)	ND			ND	ND	ND
Toluene	GPS 1 (1)	ND			ND	ND	ND
1,1,1-Trichloroethane	GPS 0.20 (1)	ND			ND	ND	ND
1,2,4-Trimethylbenzene	GPS 0.012 (4)	ND			ND	ND	ND
1,3,5-Trimethylbenzene	GPS 0.012 (4)	ND			ND	ND	ND
m+p Xylenes	GPS 10 (1)	ND			ND	ND	ND
(1) - EPA MCL							
(2) - WY Drinking Water Equivalent Level							
(3) - WY VRP, Fact Sheet 12							
(4) - EPA RBC - Tap Water							
(LAB: Energy Labs Inc. unless noted.)							

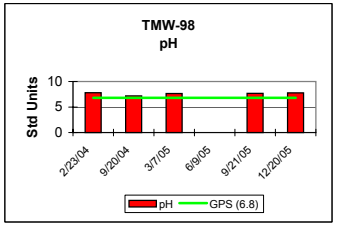

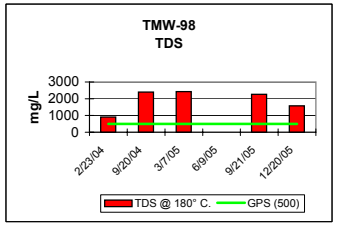

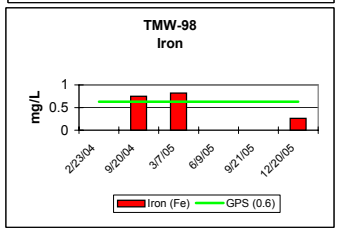

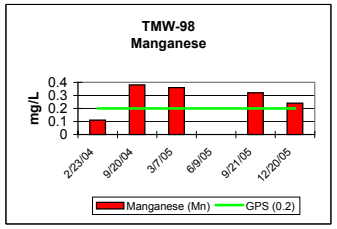

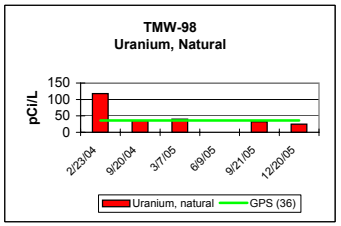

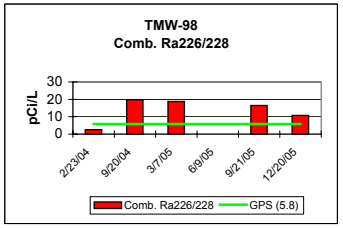

KENNECOTT URANIUM COMPANY							
TMW-99							
NORTHING: 148707.32 EASTING: 323898.85	Groundwater Protection	2004		2005			
ND = Non-detectable	Standard	02/23/04	09/20/04	3/7/2005	6/9/2005	9/21/2005	12/21/05
FIELD DATA mg/l:	(GPS)						
Temperature (C)	as of 5/26/05	8	13	10	10	8.6	9.3
pH (Std. Units)		7.5	6.8	6.6	6.5	6.91	7.06
Cond. (umho/cm)		960	1100	1420	1820	1140	1260
TDS							
MAJOR IONS mg/l:							
Alk-CaCO3		111	139	132		146	132
Bicarbonate (HCO3)		135	169	161		178	162
Calcium (Ca)		230	486	513		469	367
Carbonate (CO3)		-1	-1	-1		-1	-1
Chloride (Cl)		17.6	60	60		73	51
Fluoride (F)		0.2	0.1	-0.1		-0.1	0.1
Magnesium (Mg)		27.7	43.7	53.2		61.2	42.6
Nitrate-N (NO3)		0.1	-0.1	-0.1		-0.1	-0.1
Potassium (K)		10.2	6.9	6.6		6.6	5.7
Silica (SiO2)		9.9	15	15		13	13
Sodium (Na)		78.6	85.8	98.8		101	81.5
Sulfate (SO4)		732	1240	1390		1320	1100
NON-METALS:							
Cyanide (CN)		-0.005	-0.005	-0.005		-0.005	-0.005
PHYSICAL PROPERTIES:							
Cond (umho/cm)		1580	2390	2570		2820	2250
pH	GPS (6.8)	7.55	6.92	7.22		7.21	7.84
TDS @ 180° C.	GPS (500)	1190	2180	2350		2600	1950
METALS-DISSOLVED mg/l:							
Aluminum (Al)	GPS (1.8)	-0.1	-0.1	-0.1		-0.1	-0.1
Arsenic (As)	GPS (.05)	-0.001	0.004	0.003		-0.001	0.001
Barium (Ba)		-0.1	-0.1	-0.1		-0.1	-0.1
Beryllium (Be)	GPS (.01)	-0.01	-0.01	-0.01		-0.01	-0.01
Boron (B)		-0.1	-0.1	-0.1		-0.1	-0.1
Cadmium (Cd)	GPS (.01)	-0.005	-0.005	-0.005		-0.005	-0.005
Chromium (Cr)	GPS (.05)	-0.01	-0.01	-0.01		-0.01	-0.01
Cobalt (Co)		0.024	0.028	0.041		0.045	0.034
Copper (Cu)		-0.01	-0.01	-0.01		-0.01	-0.01
Iron (Fe)	GPS (0.6)	1.43	6.56	11.2		2.43	8.78
Lead (Pb)		-0.01	-0.01	-0.01		-0.01	-0.01
Manganese (Mn)	GPS (0.2)	0.38	0.54	0.65		0.84	0.64
Mercury (Hg)		-0.0002	-0.0002	-0.0002		-0.0002	-0.0002
Molybdenum (Mo)		-0.01	-0.01	-0.01		-0.01	-0.01
Nickel (Ni)	GPS (.01)	0.04	0.03	0.05		0.06	0.04
Selenium (Se)	GPS (.01)	0.001	0.002	0.003		0.002	-0.001
Silver (Ag)		-0.01	-0.01	-0.01		-0.01	-0.01
Thallium (Tl)		-0.01	-0.01	-0.01		-0.01	-0.01
Vanadium (V2O5)		-0.1	-0.1	-0.1		-0.1	-0.1
Zinc (ZN)		0.01	0.02	-0.01		-0.01	-0.01
RADIOMETRIC pCi/l:							
Uranium, natural	GPS (36)	138	28.6	38.5		53.8	56.4
Radium 226		3.8	7.3	6.8		5.6	3.3
Radium Precision +/-		0.6	0.8	0.9		0.9	0.7
Radium 228		-1	11.1	12		9.8	10
Radium Precision +/-			1.7	1.6		1.1	1.3
Comb. Ra226/228	GPS (5.8)	3.8	18.4	18.8		15.4	13.3
Thorium 230	GPS (7.0)	-0.2	-0.2	-0.2		-0.2	-0.2
Thorium Precision +/-							
Lead (Pb210)	GPS (8.9)	-1	-1	-1		-1	-1
Lead Precision +/-							
Gross Alpha	GPS (15)	6.1	5.4	10.3		11.8	4.5
Gross Alpha Precision +/-		1.4	1.3	1.2		2.2	1.3
QUALITY ASSURANCE DATA:							
TDS A/C Balance (dec. %)		1.03	1.07	1.06		1.2	1.12
ORGANICS mg/L:							
Diesel Range Organics (DRO)	GPS 10 (3)	ND			ND	ND	ND
Gasoline Range Organics (GRO)	GPS 10 (3)	ND			ND	ND	ND
VOLATILE ORGANIC COMPOUNDS mg/L:							
Chloromethane	0.12	ND			ND	ND	0.0088
1,1-Dichloroethane	GPS 3 (2)	ND			0.0031	0.003	0.0022
1,1-Dichloroethene	GPS 0.007 (1)	ND			ND	ND	ND
Naphthalene	GPS 1.3 (2)	ND			ND	ND	ND
Toluene	GPS 1 (1)	ND			ND	ND	ND
1,1,1-Trichloroethane	GPS 0.20 (1)	ND			ND	ND	ND
1,2,4-Trimethylbenzene	GPS 0.012 (4)	ND			ND	ND	ND
1,3,5-Trimethylbenzene	GPS 0.012 (4)	ND			ND	ND	ND
m+p Xylenes	GPS 10 (1)	ND			ND	ND	ND
(1) - EPA MCL							
(2) - WY Drinking Water Equivalent Level							
(3) - WY VRP, Fact Sheet 12							
(4) - EPA RBC - Tap Water							
(LAB: Energy Labs Inc. unless noted.)							

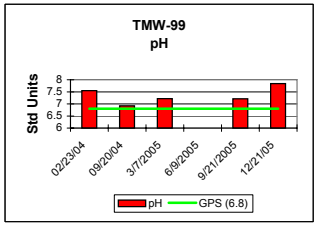

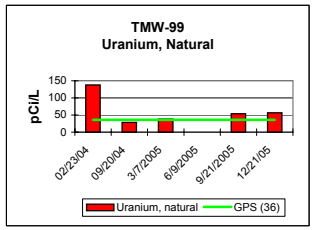

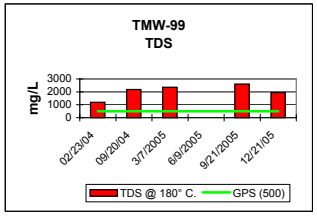

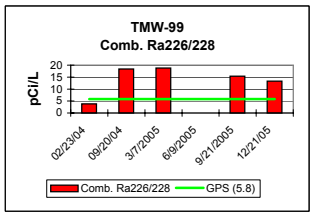

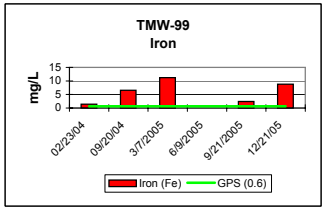

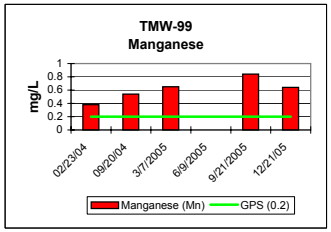

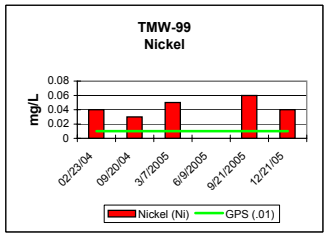

KENNECOTT URANIUM COMPANY							
TMW-100							
NORTHING: 148799.77 EASTING: 324004.42	Groundwater Protection						
ND = Non-detectable	Standard	02/17/04	08/03/04	02/03/05	06/14/05	08/08/05	12/13/05
FIELD DATA mg/l:	(GPS)						
Temperature (C)	as of 5/26/05	8	13	9	12	12	9.8
pH (Std. Units)		7.8	8.8	6.9	7.2	8.2	7.48
Cond. (umho/cm)		400	800	1760	1120	850	850
TDS							
MAJOR IONS mg/l:							
Alk-CaCO3		19.8	45	69		71	95
Bicarbonate (HCO3)		21.5	55	84		87	116
Calcium (Ca)		45.1	274	351		383	235
Carbonate (CO3)		1.6	ND	ND		ND	ND
Chloride (Cl)		6.4	32	36		41	21
Fluoride (F)		0.2	0.1	0.1		0.2	0.2
Magnesium (Mg)		4.9	24.8	32.8		37.7	23
Nitrate-N (NO3)		-0.1	ND	ND		ND	ND
Potassium (K)		4.2	5.5	5.4		5.7	3.8
Silica (SiO2)		10.9	8	10		10	11
Sodium (Na)		47.2	64.9	68.3		68.8	57
Sulfate (SO4)		197	745	930		1030	656
NON-METALS:							
Cyanide (CN)		-0.005	ND	ND		ND	ND
PHYSICAL PROPERTIES:							
Cond (umho/cm)		520	1520	1870		2010	1370
pH	GPS (6.8)	9.12	7.67	7.78		7.86	8.11
TDS @ 180° C.	GPS (500)	313	1380	1540		1700	1080
METALS-DISSOLVED mg/l:							
Aluminum (Al)	GPS (1.8)	-0.1	ND	ND		ND	ND
Arsenic (As)	GPS (.05)	0.002	0.003	0.003		0.002	0.002
Barium (Ba)		-0.1	ND	ND		ND	ND
Beryllium (Be)	GPS (.01)	-0.01	ND	ND		ND	ND
Boron (B)		-0.1	ND	ND		ND	ND
Cadmium (Cd)	GPS (.01)	-0.005	ND	ND		ND	ND
Chromium (Cr)	GPS (.05)	-0.01	ND	ND		ND	ND
Cobalt (Co)		-0.001	ND	ND		ND	ND
Copper (Cu)		-0.01	ND	ND		ND	ND
Iron (Fe)	GPS (0.6)	-0.05	ND	ND		0.05	ND
Lead (Pb)		-0.01	ND	ND		ND	ND
Manganese (Mn)	GPS (0.2)	-0.01	0.06	0.15		0.18	0.12
Mercury (Hg)		0.0015	0.0016	ND		ND	ND
Molybdenum (Mo)		0.01	ND	ND		ND	ND
Nickel (Ni)	GPS (.01)	-0.01	ND	ND		ND	ND
Selenium (Se)	GPS (.01)	0.002	0.002	0.002		0.001	ND
Silver (Ag)		-0.01	ND	ND		ND	ND
Thallium (Tl)		-0.01	ND	ND		ND	ND
Vanadium (V2O5)		-0.1	ND	ND		ND	ND
Zinc (ZN)		-0.01	0.31	ND		0.01	ND
RADIOMETRIC pCi/l:							
Uranium, natural	GPS (36)	19.2	35	43.7		63.2	31.4
Radium 226		-0.2	4.2	5		5.4	4.2
Radium Precision +/-			0.7	0.9		0.8	0.8
Radium 228		-1	2.7	7.1		10	5.3
Radium Precision +/-			1	1		1.2	1.3
Comb. Ra226/228	GPS (5.8)	0	6.9	12.1		15.4	9.5
Thorium 230	GPS (7.0)	-0.2	ND	ND		ND	ND
Thorium Precision +/-							
Lead (Pb210)	GPS (8.9)	-1	ND	ND		ND	ND
Lead Precision +/-							
Gross Alpha	GPS (15)	-1	5.7	7.8		10.3	5.3
Gross Alpha Precision +/-			1.5	1		1.9	1.1
QUALITY ASSURANCE DATA:							
TDS A/C Balance (dec. %)		0.99		1.05		1.08	1.02
ORGANICS mg/L:							
Diesel Range Organics (DRO)	GPS 10 (3)	ND			ND	ND	ND
Gasoline Range Organics (GRO)	GPS 10 (3)	ND			ND	ND	ND
VOLATILE ORGANIC COMPOUNDS mg/L:							
Chloromethane	0.12	ND			ND	ND	0.01
1,1-Dichloroethane	GPS 3 (2)	ND			ND	ND	ND
1,1-Dichloroethene	GPS 0.007 (1)	ND			ND	ND	ND
Naphthalene	GPS 1.3 (2)	ND			ND	ND	ND
Toluene	GPS 1 (1)	ND			ND	ND	ND
1,1,1-Trichloroethane	GPS 0.20 (1)	ND			ND	ND	ND
1,2,4-Trimethylbenzene	GPS 0.012 (4)	ND			ND	ND	ND
1,3,5-Trimethylbenzene	GPS 0.012 (4)	ND			ND	ND	ND
m+p Xylenes	GPS 10 (1)	ND			ND	ND	ND
(1) - EPA MCL							
(2) - WY Drinking Water Equivalent Level							
(3) - WY VRP, Fact Sheet 12							
(4) - EPA RBC - Tap Water							
(LAB: Energy Labs Inc. unless noted.)							

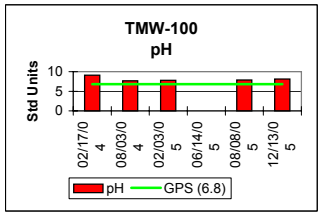

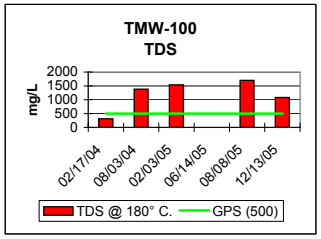

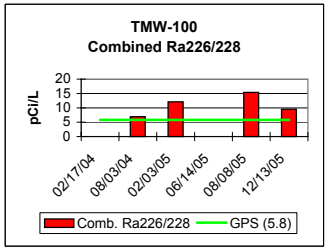

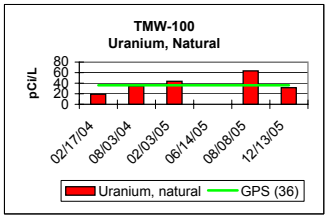

KENNECOTT URANIUM COMPANY							
TMW-101							
NORTHING: 148,800.10	Groundwater	2004		2005			
EASTING: 324,100.06	Protection						
ND = Non-detectable	Standard	02/17/04	08/03/04	02/03/05	06/14/05	08/08/05	12/13/05
FIELD DATA mg/l:	(GPS)						
Temperature (C)	as of 5/26/05	8	13	9	10	14	8.9
pH (Std. Units)		9.8	7.4	7.2	7.1	7.8	7.48
Cond. (umho/cm)		640	840	1340	1020	800	510
TDS							
MAJOR IONS mg/l:							
Alk-CaCO3		20.2	81	94		90	95
Bicarbonate (HCO3)		17.1	99	114		110	116
Calcium (Ca)		73.9	232	259		283	107
Carbonate (CO3)		4.5	ND	ND		ND	ND
Chloride (Cl)		9.4	27	30		36	10
Fluoride (F)		0.5	0.2	0.2		0.2	0.2
Magnesium (Mg)		2.5	20.5	23.7		26.4	9.3
Nitrate-N (NO3)		-0.1	ND	ND		ND	ND
Potassium (K)		7	4.4	4.2		4.4	2.5
Silica (SiO2)		20.3	13	13		13	12
Sodium (Na)		93.7	57.2	60.1		62.2	42.2
Sulfate (SO4)		355	602	664		735	277
NON-METALS:							
Cyanide (CN)		-0.005	ND	ND		ND	ND
PHYSICAL PROPERTIES:							
Cond (umho/cm)		820	1310	1480		1600	750
pH	GPS (6.8)	9.67	7.54	7.82		7.94	8.24
TDS @ 180° C.	GPS (500)	533	1170	1140		1300	518
METALS-DISSOLVED mg/l:							
Aluminum (Al)	GPS (1.8)	-0.1	ND	ND		ND	ND
Arsenic (As)	GPS (.05)	0.007	ND	ND		ND	ND
Barium (Ba)		-0.1	ND	ND		ND	ND
Beryllium (Be)	GPS (.01)	-0.01	ND	ND		ND	ND
Boron (B)		-0.1	ND	ND		ND	ND
Cadmium (Cd)	GPS (.01)	-0.005	ND	ND		ND	ND
Chromium (Cr)	GPS (.05)	-0.01	ND	ND		ND	ND
Cobalt (Co)		-0.001	ND	ND		ND	ND
Copper (Cu)		-0.01	ND	ND		ND	ND
Iron (Fe)	GPS (0.6)	-0.05	ND	0.11		ND	ND
Lead (Pb)		-0.01	ND	ND		ND	ND
Manganese (Mn)	GPS (0.2)	-0.01	0.11	0.14		0.16	0.06
Mercury (Hg)		0.004	0.001	ND		ND	ND
Molybdenum (Mo)		0.01	ND	ND		ND	ND
Nickel (Ni)	GPS (.01)	-0.01	ND	ND		ND	ND
Selenium (Se)	GPS (.01)	0.006	0.002	0.001		ND	ND
Silver (Ag)		-0.01	ND	ND		ND	ND
Thallium (Tl)		-0.01	ND	ND		ND	ND
Vanadium (V2O5)		-0.1	ND	ND		ND	ND
Zinc (ZN)		-0.01	0.01	-0.01		0.01	ND
RADIOMETRIC pCi/l:							
Uranium, natural	GPS (36)	27.1	18.4	21.8		22.4	6.1
Radium 226		0.8	2.6	2.4		2.6	1.6
Radium Precision +/-		0.5	0.6	0.6		0.6	0.5
Radium 228		-1	3	4.3		2.7	3.5
Radium Precision +/-			1	0.9		1	1.3
Comb. Ra226/228	GPS (5.8)	0.8	5.6	6.7		5.3	5.1
Thorium 230	GPS (7.0)	-0.2	ND	ND		ND	ND
Thorium Precision +/-							
Lead (Pb210)	GPS (8.9)	-1	ND	ND		ND	ND
Lead Precision +/-							
Gross Alpha	GPS (15)	-1	2.7	5.2		4.4	2.5
Gross Alpha Precision +/-			1.1	1.6		1.4	0.8
QUALITY ASSURANCE DATA:							
TDS A/C Balance (dec. %)		0.96	1.17	1.03		1.08	1
ORGANICS mg/L:							
Diesel Range Organics (DRO)	GPS 10 (3)	ND			ND	ND	ND
Gasoline Range Organics (GRO)	GPS 10 (3)	ND			ND	ND	ND
VOLATILE ORGANIC COMPOUNDS mg/L:							
Chloromethane	0.12	ND			ND	ND	0.01
1,1-Dichloroethane	GPS 3 (2)	ND			ND	ND	ND
1,1-Dichloroethene	GPS 0.007 (1)	ND			ND	ND	ND
Naphthalene	GPS 1.3 (2)	ND			ND	ND	ND
Toluene	GPS 1 (1)	ND			ND	ND	ND
1,1,1-Trichloroethane	GPS 0.20 (1)	ND			ND	ND	ND
1,2,4-Trimethylbenzene	GPS 0.012 (4)	ND			ND	ND	ND
1,3,5-Trimethylbenzene	GPS 0.012 (4)	ND			ND	ND	ND
m+p Xylenes	GPS 10 (1)	ND			ND	ND	ND
(1) - EPA MCL							
(2) - WY Drinking Water Equivalent Level							
(3) - WY VRP, Fact Sheet 12							
(4) - EPA RBC - Tap Water							
(LAB: Energy Labs Inc. unless noted.)							

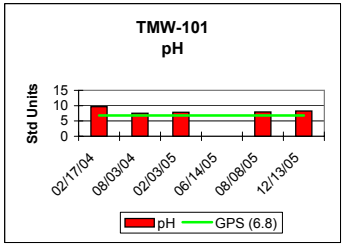

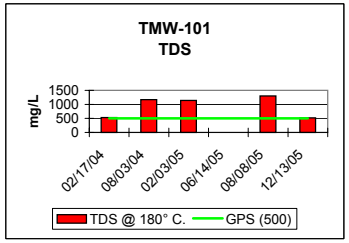

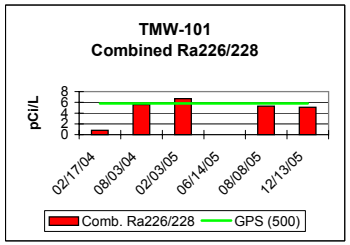

KENNECOTT URANIUM COMPANY																					
TMW-102																					
NORTHING: 148,600.02 EASTING: 323,968.63	Groundwater Protection	2003		2004												2005					
ND = Non-detectable	Standard	12/10/03	12/16/03	01/14/04	02/16/04	03/17/04	04/13/04	05/11/04	06/15/04	07/14/04	08/05/04	09/21/04	10/13/04	11/09/04	12/08/04	01/18/05	02/07/05	03/08/05	04/12/05	07/19/05	09/22/05
FIELD DATA mg/l:	(GPS)																				
Temperature (C)	as of 5/26/05	8		8	8	8	10	11	12	12	12	9	10	9	10	11	10	8	11	13	13.4
pH (Std. Units)		11.7		13.3	13.4	12.8	12.7	12.5	13.2	12.3	12.1	12.3	12.4	12.4	12.2	12.6	12.5	12.2	12	12.5	5.9
Cond. (umho/cm)		3800		5800	4400	4600	3400	3400	5200	3400	2600	3800	2800	2800	2800	4000	360	2600	2800	2200	1180
TDS																					
MAJOR IONS mg/l:																					
Alk-CaCO3		1080		1900								862						794		791	1240
Bicarbonate (HCO3)		2.4		7.8								56						8		5	1510
Calcium (Ca)		470		758								301						297		347	494
Carbonate (CO3)		212		1380								598						577		576	-1
Chloride (Cl)		5.1		6.4								7						5		4	6
Fluoride (F)		0.2		0.2								0.2						0.2		0.1	0.1
Magnesium (Mg)		-1		-1								ND						-0.5		-0.5	8
Nitrate-N (NO3)		-0.1		-0.1								ND						-0.1		-0.1	-0.1
Potassium (K)		95.5		217								41.6						42.8		36.2	53.8
Silica (SiO2)		3.9		-1								1						2		2	21
Sodium (Na)		63.5		111								70.3						74.5		65.3	69.3
Sulfate (SO4)		407		370								105						1332		211	189
NON-METALS:																					
Cyanide (CN)		-0.005		-0.005								ND						-0.005		-0.005	-0.005
PHYSICAL PROPERTIES:																					
Cond (umho/cm)		5420		8780								3910						3820		4040	2360
pH	GPS (6.8)	12.2		12.5								11.3						12.1		12.3	6.8
TDS @ 180° C.	GPS (500)	1640		2530								980						1010		1090	1590
METALS-DISSOLVED mg/l:																					
Aluminum (Al)	GPS (1.8)	-0.1		-0.1								ND						-0.1		-0.1	-0.1
Arsenic (As)	GPS (.05)	-0.001		-0.001								ND						-0.001		-0.001	-0.001
Barium (Ba)		0.2		0.3								0.3						0.3		0.3	0.2
Beryllium (Be)	GPS (.01)	-0.01		-0.01								ND						-0.01		-0.01	-0.01
Boron (B)		-0.1		-0.1								ND						-0.1		-0.1	-0.1
Cadmium (Cd)	GPS (.01)	-0.005		-0.005								ND						-0.005		-0.005	-0.005
Chromium (Cr)	GPS (.05)	0.09		0.21								ND						-0.01		-0.01	-0.01
Cobalt (Co)		-0.001		0.001								ND						-0.001		-0.001	0.004
Copper (Cu)		-0.01		-0.01								ND						-0.01		-0.01	-0.01
Iron (Fe)	GPS (0.6)	-0.05		-0.05								ND						-0.05		-0.05	1.25
Lead (Pb)		0.02		0.16								0.02						0.02		-0.01	-0.01
Manganese (Mn)	GPS (0.2)	-0.01		-0.01								ND						-0.01		-0.01	0.16
Mercury (Hg)		-0.0002		-0.0002								ND						-0.0002		-0.0002	-0.0002
Molybdenum (Mo)		0.03		0.04								ND						-0.01		-0.01	-0.01
Nickel (Ni)	GPS (.01)	-0.01		-0.01								ND						-0.01		-0.01	0.02
Selenium (Se)	GPS (.01)	0.003		0.007								ND						0.002		0.002	0.002
Silver (Ag)		-0.01		-0.01								0.09						-0.01		-0.01	-0.01
Thallium (Tl)		-0.01		-0.01								ND						-0.01		-0.01	-0.01
Vanadium (V2O5)		-0.1		-0.1								ND						-0.1		-0.1	-0.1
Zinc (ZN)		-0.01		-0.01								ND						-0.01		-0.01	2.24
RADIOMETRIC pCi/l:																					
Uranium, natural	GPS (36)	-0.2		-0.2								ND						-0.2		3.1	72.7
Radium 226		3.5		2.4								2.2						1.9		1.5	0.8
Radium Precision +/-		0.6		0.9								0.5						0.5		0.4	0.4
Radium 228		-1		3.6								ND						-1		-1	-1
Radium Precision +/-				2																	
Comb. Ra226/228	GPS (5.8)	3.5		6								2.2						1.9		1.5	0.8
Thorium 230	GPS (7.0)	-0.2		0.2								ND						-0.2		-0.2	-0.2
Thorium Precision +/-				0.3														0.3			
Lead (Pb210)	GPS (8.9)	-2.7		-2.7								ND						-0.1		-1	-1
Lead Precision +/-																					
Gross Alpha	GPS (15)	3.6		2.2								1.9						2.2		2.1	1.5
Gross Alpha Precision +/-		1.1		1								1						1.2		1.1	1.1
QUALITY ASSURANCE DATA:																					
TDS A/C Balance (dec. %)		0.97		0.97								0.94						0.98		0.96	1
ORGANICS mg/L:																					
Diesel Range Organics (DRO)	GPS 10 (3)	1.5	1.3	1.6	27	20	32	24	ND	ND	ND	ND	1.2	1	1.2	1.8	8.6	3.6	2.7	ND	1.8
Gasoline Range Organics (GRO)	GPS 10 (3)	ND	ND	0.041		0.088		0.099	ND	ND	ND	ND	ND	ND	ND	ND	ND	ND	ND	ND	ND
VOLATILE ORGANIC COMPOUNDS mg/L:																					
Chloromethane	0.12	ND	ND	ND	ND	ND	ND	ND	ND	ND	ND	ND	ND	ND	ND	ND	ND	0.0017	ND	ND	ND
1,1-Dichloroethane	GPS 3 (2)	ND	ND	ND	ND	ND	ND	ND	ND	ND	ND	ND	ND	ND	ND	ND	ND	ND	ND	ND	ND
1,1-Dichloroethene	GPS 0.007 (1)	ND	ND	ND	ND	ND	ND	ND	ND	ND	ND	ND	ND	ND	ND	ND	ND	ND	ND	ND	ND
Naphthalene	GPS 1.3 (2)	0.003	0.012	0.016	0.021	0.012	0.016	0.02	0.0011	ND	ND	ND	ND	ND	ND	ND	0.0017	0.0012	ND	ND	ND
Toluene	GPS 1 (1)	ND	ND	ND	ND	ND	ND	ND	0.0054	ND	ND	ND	ND	ND	ND	ND	ND	ND	ND	ND	0.0068
1,1,1-Trichloroethane	GPS 0.20 (1)	ND	ND	ND	ND	0.001	0.0011	0.0013	ND	ND	ND	ND	ND	ND	ND	ND	ND	ND	ND	ND	ND
1,2,4-Trimethylbenzene	GPS 0.012 (4)	ND	ND	ND	ND	ND	ND	ND	ND	ND	ND	ND	ND	ND	ND	ND	ND	ND	ND	ND	ND
1,3,5-Trimethylbenzene	GPS 0.012 (4)	ND	ND	ND	ND	ND	ND	ND	ND	ND	ND	ND	ND	ND	ND	ND	ND	ND	ND	ND	ND
m+p Xylenes	GPS 10 (1)	ND	ND	ND	ND	ND	ND	ND	ND	ND	ND	ND	ND	ND	ND	ND	ND	ND	ND	ND	ND
(1) - EPA MCL																					
(2) - WY Drinking Water Equivalent Level																					
(3) - WY VRP, Fact Sheet 12																					
(4) - EPA RBC - Tap Water																					
(LAB: Energy Labs Inc. unless noted.)																					

KENNECOTT URANIUM COMPANY		
TMW-102		
NORTHING: 148,600.02 EASTING: 323,968.63	Groundwater Protection	
ND = Non-detectable	Standard	12/22/05
FIELD DATA mg/l:	(GPS)	
Temperature (C)	as of 5/26/05	8.2
pH (Std. Units)		6.45
Cond. (umho/cm)		800
TDS		
MAJOR IONS mg/l:		
Alk-CaCO3		592
Bicarbonate (HCO3)		723
Calcium (Ca)		220
Carbonate (CO3)		-1
Chloride (Cl)		5
Fluoride (F)		0.2
Magnesium (Mg)		1.2
Nitrate-N (NO3)		-0.1
Potassium (K)		22.8
Silica (SiO2)		33
Sodium (Na)		45.9
Sulfate (SO4)		94
NON-METALS:		
Cyanide (CN)		-0.005
PHYSICAL PROPERTIES:		
Cond (umho/cm)		1230
pH	GPS (6.8)	7.97
TDS @ 180° C.	GPS (500)	768
METALS-DISSOLVED mg/l:		
Aluminum (Al)	GPS (1.8)	-0.1
Arsenic (As)	GPS (.05)	-0.001
Barium (Ba)		-0.1
Beryllium (Be)	GPS (.01)	-0.01
Boron (B)		0.1
Cadmium (Cd)	GPS (.01)	-0.005
Chromium (Cr)	GPS (.05)	-0.01
Cobalt (Co)		0.001
Copper (Cu)		-0.01
Iron (Fe)	GPS (0.6)	0.61
Lead (Pb)		-0.01
Manganese (Mn)	GPS (0.2)	0.11
Mercury (Hg)		-0.0002
Molybdenum (Mo)		-0.01
Nickel (Ni)	GPS (.01)	-0.01
Selenium (Se)	GPS (.01)	-0.001
Silver (Ag)		-0.01
Thallium (Tl)		-0.01
Vanadium (V2O5)		-0.1
Zinc (ZN)		0.11
RADIOMETRIC pCi/l:		
Uranium, natural	GPS (36)	10.6
Radium 226		0.8
Radium Precision +/-		0.4
Radium 228		-1
Radium Precision +/-		
Comb. Ra226/228	GPS (5.8)	0.8
Thorium 230	GPS (7.0)	-0.2
Thorium Precision +/-		
Lead (Pb210)	GPS (8.9)	-1
Lead Precision +/-		
Gross Alpha	GPS (15)	-1
Gross Alpha Precision +/-		
QUALITY ASSURANCE DATA:		
TDS A/C Balance (dec. %)		0.99
ORGANICS mg/L:		
Diesel Range Organics (DRO)	GPS 10 (3)	ND
Gasoline Range Organics (GRO)	GPS 10 (3)	ND
VOLATILE ORGANIC COMPOUNDS mg/L:		
Chloromethane	0.12	0.012
1,1-Dichloroethane	GPS 3 (2)	ND
1,1-Dichloroethene	GPS 0.007 (1)	ND
Naphthalene	GPS 1.3 (2)	ND
Toluene	GPS 1 (1)	ND
1,1,1-Trichloroethane	GPS 0.20 (1)	ND
1,2,4-Trimethylbenzene	GPS 0.012 (4)	ND
1,3,5-Trimethylbenzene	GPS 0.012 (4)	ND
m+p Xylenes	GPS 10 (1)	ND
(1) - EPA MCL		
(2) - WY Drinking Water Equivalent Level		
(3) - WY VRP, Fact Sheet 12		
(4) - EPA RBC - Tap Water		
(LAB: Energy Labs Inc. unless noted.)		

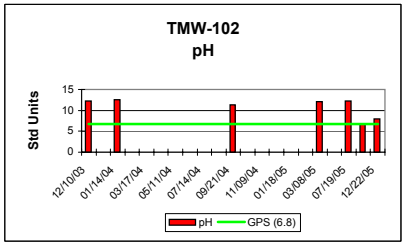

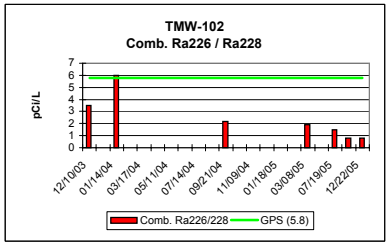

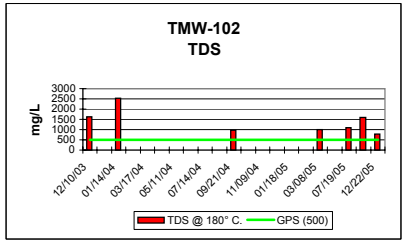

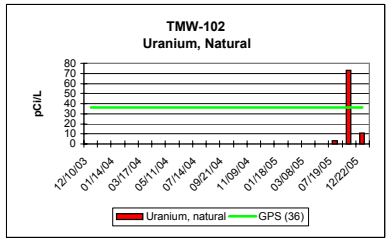

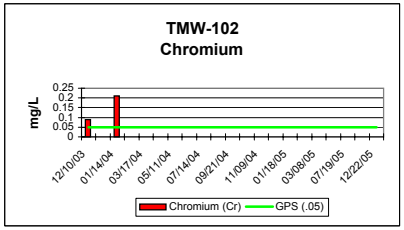

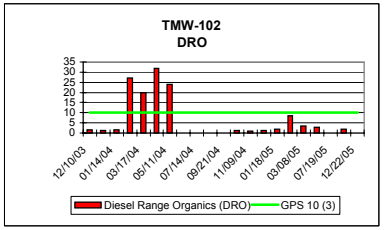

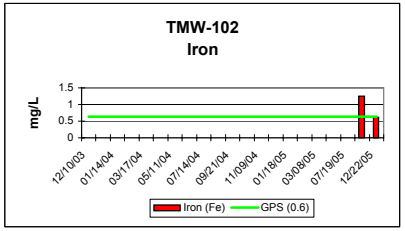

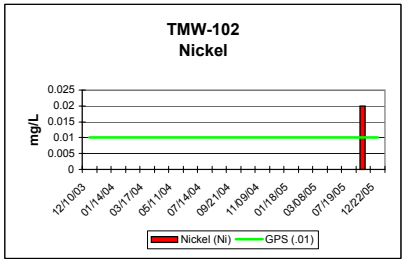

KENNECOTT URANIUM COMPANY							
TMW-104							
NORTHING: 148,508.55	Groundwater	2004		2005			
EASTING: 324,122.60	Protection						
ND = Non-detectable	Standard	3/3/04	8/4/04	2/3/05	6/14/05	8/9/05	12/13/05
FIELD DATA mg/l:	(GPS)						
Temperature (C)	as of 5/26/05	8	15	10	11	15	8
pH (Std. Units)		8.9	7.2	7.1	7.1	7.8	7.47
Cond. (umho/cm)		380	580	880	700	680	890
TDS							
MAJOR IONS mg/l:							
Alk-CaCO3		90.2	119	119		104	110
Bicarbonate (HCO3)		107	145	145		127	134
Calcium (Ca)		39.9	123	147		208	256
Carbonate (CO3)		1.9	ND	ND		ND	ND
Chloride (Cl)		4.2	12	14		22	28
Fluoride (F)		0.2	0.2	0.1		ND	0.1
Magnesium (Mg)		4.3	11.7	13.4		18.1	20.8
Nitrate-N (NO3)		0.27	ND	ND		ND	ND
Potassium (K)		3.5	2.8	3.3		4.2	4.3
Silica (SiO2)		9.4	11	12		11	13
Sodium (Na)		54	49.5	48.7		51.4	60.1
Sulfate (SO4)		131	286	346		511	680
NON-METALS:							
Cyanide (CN)		-0.005	ND	ND		ND	ND
PHYSICAL PROPERTIES:							
Cond (umho/cm)		490	838	944		1220	1450
pH	GPS (6.8)	8.49	7.69	8		7.98	8.13
TDS @ 180° C.	GPS (500)	306	636	644		912	1160
METALS-DISSOLVED mg/l:							
Aluminum (Al)	GPS (1.8)	0.1	ND	ND		ND	ND
Arsenic (As)	GPS (.05)	0.005	ND	ND		ND	ND
Barium (Ba)		-0.1	ND	ND		ND	ND
Beryllium (Be)	GPS (.01)	-0.01	ND	ND		ND	ND
Boron (B)		-0.1	ND	ND		ND	ND
Cadmium (Cd)	GPS (.01)	-0.005	ND	ND		ND	ND
Chromium (Cr)	GPS (.05)	-0.01	ND	ND		ND	ND
Cobalt (Co)		-0.001	ND	ND		ND	ND
Copper (Cu)		-0.01	ND	ND		ND	ND
Iron (Fe)	GPS (0.6)	0.135	ND	ND		ND	ND
Lead (Pb)		-0.01	ND	ND		ND	ND
Manganese (Mn)	GPS (0.2)	0.01	0.04	0.05		0.08	0.14
Mercury (Hg)		0.0004	ND	ND		ND	ND
Molybdenum (Mo)		-0.01	ND	ND		ND	ND
Nickel (Ni)	GPS (.01)	-0.01	ND	ND		ND	ND
Selenium (Se)	GPS (.01)	-0.001	ND	ND		ND	ND
Silver (Ag)		-0.01	ND	ND		ND	ND
Thallium (Tl)		-0.01	ND	ND		ND	ND
Vanadium (V2O5)		-0.1	ND	ND		ND	ND
Zinc (ZN)		-0.01	ND	ND		ND	ND
RADIOMETRIC pCi/l:							
Uranium, natural	GPS (36)	57.1	9.2	7.8		8	10.9
Radium 226		-0.2	1.5	2		3.5	2.9
Radium Precision +/-			0.5	0.6		0.7	0.7
Radium 228		-1	3.3	3.4		7.6	9.1
Radium Precision +/-			1.4	0.9		1.5	
Comb. Ra226/228	GPS (5.8)	0	4.8	5.4		11.3	12
Thorium 230	GPS (7.0)	0.2	ND	ND		ND	ND
Thorium Precision +/-		0.2					
Lead (Pb210)	GPS (8.9)	-1	ND	ND		ND	ND
Lead Precision +/-							
Gross Alpha	GPS (15)	-1	1.7	4.3		7.7	3.9
Gross Alpha Precision +/-			1.1	1.5		2.4	1
QUALITY ASSURANCE DATA:							
TDS A/C Balance (dec. %)		1.04	1.12	0.98		1.03	1.03
ORGANICS mg/L:							
Diesel Range Organics (DRO)	GPS 10 (3)	ND			ND	ND	ND
Gasoline Range Organics (GRO)	GPS 10 (3)	ND			ND	ND	ND
VOLATILE ORGANIC COMPOUNDS mg/L:							
Chloromethane	0.12	ND			ND	ND	0.012
1,1-Dichloroethane	GPS 3 (2)	ND			ND	ND	ND
1,1-Dichloroethene	GPS 0.007 (1)	ND			ND	ND	ND
Naphthalene	GPS 1.3 (2)	ND			ND	ND	ND
Toluene	GPS 1 (1)	ND			ND	ND	ND
1,1,1-Trichloroethane	GPS 0.20 (1)	ND			ND	ND	ND
1,2,4-Trimethylbenzene	GPS 0.012 (4)	ND			ND	ND	ND
1,3,5-Trimethylbenzene	GPS 0.012 (4)	ND			ND	ND	ND
m+p Xylenes	GPS 10 (1)	ND			ND	ND	ND
(1) - EPA MCL							
(2) - WY Drinking Water Equivalent Level							
(3) - WY VRP, Fact Sheet 12							
(4) - EPA RBC - Tap Water							
(LAB: Energy Labs Inc. unless noted.)							

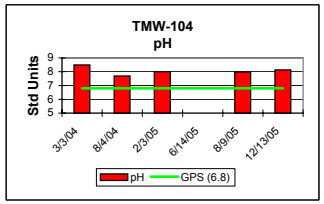

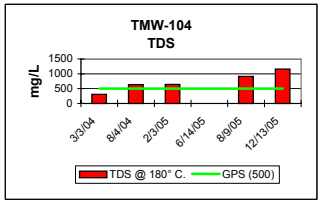

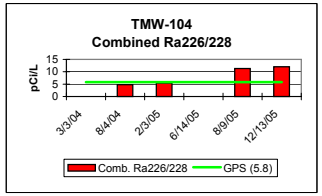

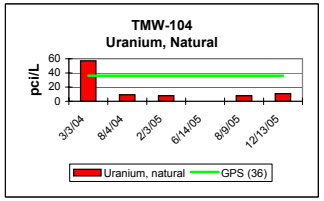

KENNECOTT URANIUM COMPANY								
TMW-111								
NORTHING: 148,800.06	Groundwater	2004			2005			
EASTING: 324,200.03	Protection							
ND = Non-detectable	Standard	2/2/2004	02/11/04	08/04/04	02/03/05	06/14/05	08/08/05	12/13/05
FIELD DATA mg/l:	(GPS)							
Temperature (C)	as of 5/26/05	8	8	13	10	11	12	9.1
pH (Std. Units)		12.2	11.3	8.6	8.2	7.4	8.1	8.24
Cond. (umho/cm)		1400	820	240	320	560	400	270
TDS								
MAJOR IONS mg/l:								
Alk-CaCO3		164		56	64		88	85
Bicarbonate (HCO3)		18.5		69	76		107	104
Calcium (Ca)		69.1		14.1	28.1		89.9	36.7
Carbonate (CO3)		109		-1	-1		-1	-1
Chloride (Cl)		7.1		3	4		7	-1
Fluoride (F)		0.3		0.2	0.2		1	0.3
Magnesium (Mg)		-1		1.3	2.3		8.3	3.2
Nitrate-N (NO3)		-0.1		-0.1	-0.1		-0.1	-0.1
Potassium (K)		24.5		2.6	2.6		3.3	2.1
Silica (SiO2)		15.1		11	12		13	12
Sodium (Na)		55.5		41.7	42.2		42.7	38
Sulfate (SO4)		95.1		63	94		235	93
NON-METALS:								
Cyanide (CN)		-0.005		-0.005	-0.005		-0.0005	-0.005
PHYSICAL PROPERTIES:								
Cond (umho/cm)		1100		285	355		689	376
pH	GPS (6.8)	11		7.92	8.36		8.03	7.58
TDS @ 180° C.	GPS (500)	364		199	201		460	244
METALS-DISSOLVED mg/l:								
Aluminum (Al)	GPS (1.8)	0.1		-0.1	-0.1		-0.1	-0.1
Arsenic (As)	GPS (.05)	0.004		0.002	0.001		0.003	0.001
Barium (Ba)		-0.1		-0.1	-0.1		-0.1	-0.1
Beryllium (Be)	GPS (.01)	-0.01		-0.01	-0.01		-0.01	-0.01
Boron (B)		-0.1		-0.1	-0.1		-0.1	-0.1
Cadmium (Cd)	GPS (.01)	-0.005		-0.005	-0.005		-0.005	-0.005
Chromium (Cr)	GPS (.05)	0.01		-0.01	-0.01		-0.01	-0.01
Cobalt (Co)		-0.001		-0.001	-0.001		-0.001	-0.001
Copper (Cu)		-0.01		-0.01	-0.01		-0.01	-0.01
Iron (Fe)	GPS (0.6)	-0.05		-0.05	-0.05		-0.05	-0.05
Lead (Pb)		-0.01		-0.01	-0.01		-0.01	-0.01
Manganese (Mn)	GPS (0.2)	-0.01		-0.01	-0.01		0.03	0.03
Mercury (Hg)		0.0018		0.0006	-0.0002		-0.0002	-0.0002
Molybdenum (Mo)		0.01		-0.01	-0.01		-0.01	-0.01
Nickel (Ni)	GPS (.01)	-0.01		-0.01	-0.01		-0.01	-0.01
Selenium (Se)	GPS (.01)	-0.001		-0.001	-0.001		-0.001	-0.001
Silver (Ag)		-0.01		-0.01	-0.01		-0.01	-0.01
Thallium (Tl)		-0.01		-0.01	-0.01		-0.01	-0.01
Vanadium (V2O5)		-0.1		-0.1	-0.1		-0.1	-0.1
Zinc (ZN)		-0.01		0.17	-0.01		-0.01	-0.01
RADIOMETRIC pCi/l:								
Uranium, natural	GPS (36)	-0.2		3.9	5.7		11.5	4.8
Radium 226		0.6		0.4	0.6		0.7	0.7
Radium Precision +/-		0.3		0.4	0.4		0.4	0.4
Radium 228		-1		-1	1.1		-1	-1
Radium Precision +/-					0.8			
Comb. Ra226/228	GPS (5.8)	0.6		0.4	1.7		0.7	0.7
Thorium 230	GPS (7.0)	-0.2		-0.2	-0.2		-0.2	-0.2
Thorium Precision +/-								
Lead (Pb210)	GPS (8.9)	-1		-1	-1		-1	-1
Lead Precision +/-								
Gross Alpha	GPS (15)	1.6		-1	1.6		2.1	-1
Gross Alpha Precision +/-		1			1.1		1.1	
QUALITY ASSURANCE DATA:								
TDS A/C Balance (dec. %)		1.04		1.17	0.9		1.03	1.03
ORGANICS:								
Diesel Range Organics (DRO)	GPS 10 (3)	ND	ND			ND	ND	ND
Gasoline Range Organics (GRO)	GPS 10 (3)					ND	ND	ND
VOLATILE ORGANIC COMPOUNDS mg/L:								
Chloromethane	0.12	ND	ND			ND	ND	0.014
1,1-Dichloroethane	GPS 3 (2)	ND	ND			ND	ND	ND
1,1-Dichloroethene	GPS 0.007 (1)	ND	ND			ND	ND	ND
Naphthalene	GPS 1.3 (2)	ND	ND			ND	ND	ND
Toluene	GPS 1 (1)	ND	ND			ND	ND	ND
1,1,1-Trichloroethane	GPS 0.20 (1)	ND	ND			ND	ND	ND
1,2,4-Trimethylbenzene	GPS 0.012 (4)	ND	ND			ND	ND	ND
1,3,5-Trimethylbenzene	GPS 0.012 (4)	ND	ND			ND	ND	ND
m+p Xylenes	GPS 10 (1)	ND	ND			ND	ND	ND
(1) - EPA MCL								
(2) - WY Drinking Water Equivalent Level								
(3) - WY VRP, Fact Sheet 12								
(4) - EPA RBC - Tap Water								
(LAB: Energy Labs Inc. unless noted.)								

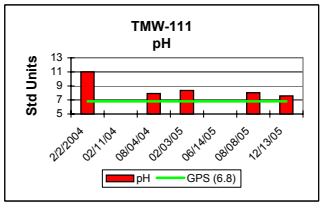

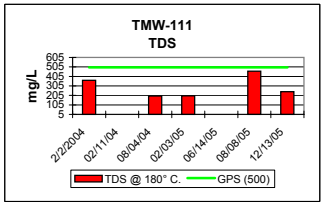

KENNECOTT URANIUM COMPANY																				
TMW-112																				
NORTHING: 148,700.09 EASTING: 324,199.95	Groundwater Protection	2004												2005						
ND = Non-detectable	Standard	2/2/2004	02/17/04	03/17/04	04/12/04	05/11/04	06/10/04	07/13/04	08/05/04	09/21/04	10/12/04	11/08/04	12/07/04	01/18/05	02/07/05	03/08/05	04/11/05	05/10/05	07/18/05	12/22/05
FIELD DATA mg/l:	(GPS)																			
Temperature (C)	as of 5/26/05	8	8	8	10	10	12	15	15	13	13	12.8	11	11	13	10	11	12	11	9
pH (Std. Units)		8.4	6.1	5.8	5.8	6.8	6.7	7.6	6.7	7.1	6.8	7.1	6.9	6.5	6.8	6.5	6.5	6.8	6.7	6.71
Cond. (umho/cm)		1000	1400	1800	1200	1200	1020	760	920	780	760	800	640	1600	1340	1000	1140	1100	820	1290
TDS																				
MAJOR IONS mg/l:																				
Alk-CaCO3		88.8			37.5						92						83		84	78
Bicarbonate (HCO3)		108			45.8						112						101		103	95
Calcium (Ca)		153			396						227						269		347	357
Carbonate (CO3)		-1			-1						-1						-1		-1	-1
Chloride (Cl)		11.4			37.5						19						25		29	35
Fluoride (F)		0.2			0.2						0.2						0.2		0.2	0.2
Magnesium (Mg)		20.2			47.5						24.6						32.1		44.1	47.8
Nitrate-N (NO3)		-0.1			0.24						-0.1						-0.1		-0.1	-0.1
Potassium (K)		6.1			7.9						5						5.5		5.7	6.6
Silica (SiO2)		10.3			14.1						13						13		14	11
Sodium (Na)		67.4			81.7						57.5						61.6		75.4	82.3
Sulfate (SO4)		474			1160						592						880		1020	1170
NON-METALS:																				
Cyanide (CN)		-0.005			-0.005						-0.005						-0.005		-0.005	-0.005
PHYSICAL PROPERTIES:																				
Cond (umho/cm)		1090			2280						1420						1740		1910	2230
pH	GPS (6.8)	8.09			6.33						7.44						7.24		7.08	7.8
TDS @ 180° C.	GPS (500)	771			2040						1100						1400		1640	1920
METALS-DISSOLVED mg/l:																				
Aluminum (Al)	GPS (1.8)	-0.1			-0.1						-0.1						-0.1		-0.1	-0.1
Arsenic (As)	GPS (.05)	-0.001			0.002						0.002						-0.002		-0.001	-0.001
Barium (Ba)		-0.1			-0.1						-0.1						-0.1		-0.1	-0.1
Beryllium (Be)	GPS (.01)	-0.01			-0.01						-0.01						-0.01		-0.01	-0.01
Boron (B)		-0.1			-0.1						-0.1						-0.1		-0.1	-0.1
Cadmium (Cd)	GPS (.01)	-0.005			-0.005						-0.005						-0.005		-0.005	-0.005
Chromium (Cr)	GPS (.05)	-0.01			-0.01						-0.01						-0.01		-0.01	-0.01
Cobalt (Co)		0.027			0.112						0.028						0.055		0.075	0.086
Copper (Cu)		-0.01			-0.01						-0.01						-0.01		-0.01	-0.01
Iron (Fe)	GPS (0.6)	0.164			10.2						2.62						5.75		8.47	7.97
Lead (Pb)		-0.01			-0.01						-0.01						-0.01		-0.01	-0.01
Manganese (Mn)	GPS (0.2)	0.33			0.71						0.38						0.5		0.56	0.7
Mercury (Hg)		0.0004			-0.0002						-0.0002						-0.0002		-0.0002	-0.0002
Molybdenum (Mo)		-0.01			-0.01						-0.01						-0.01		-0.01	-0.01
Nickel (Ni)	GPS (.01)	0.05			0.15						0.04						0.08		0.12	0.11
Selenium (Se)	GPS (.01)	0.003			0.003						0.002						-0.004		-0.001	-0.001
Silver (Ag)		-0.01			-0.01						-0.01						-0.01		-0.01	-0.01
Thallium (Tl)		-0.01			-0.01						-0.01						-0.01		-0.01	-0.01
Vanadium (V2O5)		-0.1			-0.1						-0.1						-0.1		-0.1	-0.1
Zinc (ZN)		0.02			0.08						0.02						0.04		0.04	0.03
RADIOMETRIC pCi/l:																				
Uranium, natural	GPS (36)	82.6			25.1						9.4						9.9		20.1	35.9
Radium 226		1.9			5.7						3.5						3.1		6.9	3.9
Radium Precision +/-		0.5			0.8						0.6						0.7		1	0.7
Radium 228		-1			19.8						4.4						8.4		12.4	15.5
Radium Precision +/-					1.5						1.4						1.1		1.6	1.4
Comb. Ra226/228	GPS (5.8)	1.9			25.5						7.9						11.5		19.3	19.4
Thorium 230	GPS (7.0)	-0.2			-0.2						-0.2						-0.2		-0.2	-0.2
Thorium Precision +/-																				
Lead (Pb210)	GPS (8.9)	-1			-1						-1						-1		-1	-1
Lead Precision +/-																				
Gross Alpha	GPS (15)	2.6			2.5						3.8						4.2		8.5	6
Gross Alpha Precision +/-		1			1						1.2						1.5		2	1.4
QUALITY ASSURANCE DATA:																				
TDS A/C Balance (dec. %)		0.98			1.16						1.11						1.04		1.04	1.09
ORGANICS mg/L:																				
Diesel Range Organics (DRO)	GPS 10 (3)	ND	ND	ND	ND	ND	ND	ND	ND	ND	ND	ND	ND	ND	ND	ND	ND	ND	ND	ND
Gasoline Range Organics (GRO)	GPS 10 (3)		ND	ND	ND	ND	ND	ND	ND	ND	ND	ND	ND	ND	ND	ND	ND	ND	ND	ND
VOLATILE ORGANIC COMPOUNDS mg/L:																				
Chloromethane	0.12	ND	ND	ND	ND	ND	ND	ND	ND	ND	ND	ND	ND	ND	ND	ND	ND	ND	ND	0.012
1,1-Dichloroethane	GPS 3 (2)	ND	ND	ND	ND	ND	ND	ND	ND	ND	ND	ND	ND	ND	ND	ND	ND	ND	ND	ND
1,1-Dichloroethene	GPS 0.007 (1)	ND	ND	ND	ND	ND	ND	ND	ND	ND	ND	ND	ND	ND	ND	ND	ND	ND	ND	ND
Naphthalene	GPS 1.3 (2)	ND	ND	ND	ND	ND	ND	ND	ND	ND	ND	ND	ND	ND	ND	ND	ND	ND	ND	ND
Toluene	GPS 1 (1)	ND	ND	ND	ND	ND	ND	ND	ND	ND	ND	ND	ND	ND	ND	ND	ND	ND	ND	ND
1,1,1-Trichloroethane	GPS 0.20 (1)	ND	0.0023	0.0019	0.0023	ND	ND	ND	ND	ND	ND	ND	ND	ND	ND	ND	ND	ND	ND	ND
1,2,4-Trimethylbenzene	GPS 0.012 (4)	ND	ND	ND	ND	ND	ND	ND	ND	ND	ND	ND	ND	ND	ND	ND	ND	ND	ND	ND
1,3,5-Trimethylbenzene	GPS 0.012 (4)	ND	ND	ND	ND	ND	ND	ND	ND	ND	ND	ND	ND	ND	ND	ND	ND	ND	ND	ND
m+p Xylenes	GPS 10 (1)	ND	ND	ND	ND	ND	ND	ND	ND	ND	ND	ND	ND	ND	ND	ND	ND	ND	ND	ND
(1) - EPA MCL																				
(2) - WY Drinking Water Equivalent Level																				
(3) - WY VRP, Fact Sheet 12																				
(4) - EPA RBC - Tap Water																				
(LAB: Energy Labs Inc. unless noted.)																				

KENNECOTT URANIUM COMPANY	
TMW-112	
NORTHING: 148,700.09 EASTING: 324,199.95	Groundwater Protection
ND = Non-detectable	Standard
FIELD DATA mg/l:	(GPS)
Temperature (C)	as of 5/26/05
pH (Std. Units)	
Cond. (umho/cm)	
TDS	
MAJOR IONS mg/l:	
Alk-CaCO3	
Bicarbonate (HCO3)	
Calcium (Ca)	
Carbonate (CO3)	
Chloride (Cl)	
Fluoride (F)	
Magnesium (Mg)	
Nitrate-N (NO3)	
Potassium (K)	
Silica (SiO2)	
Sodium (Na)	
Sulfate (SO4)	
NON-METALS:	
Cyanide (CN)	
PHYSICAL PROPERTIES:	
Cond (umho/cm)	
pH	GPS (6.8)
TDS @ 180° C.	GPS (500)
METALS-DISSOLVED mg/l:	
Aluminum (Al)	GPS (1.8)
Arsenic (As)	GPS (.05)
Barium (Ba)	
Beryllium (Be)	GPS (.01)
Boron (B)	
Cadmium (Cd)	GPS (.01)
Chromium (Cr)	GPS (.05)
Cobalt (Co)	
Copper (Cu)	
Iron (Fe)	GPS (0.6)
Lead (Pb)	
Manganese (Mn)	GPS (0.2)
Mercury (Hg)	
Molybdenum (Mo)	
Nickel (Ni)	GPS (.01)
Selenium (Se)	GPS (.01)
Silver (Ag)	
Thallium (Tl)	
Vanadium (V2O5)	
Zinc (ZN)	
RADIOMETRIC pCi/l:	
Uranium, natural	GPS (36)
Radium 226	
Radium Precision +/-	
Radium 228	
Radium Precision +/-	
Comb. Ra226/228	GPS (5.8)
Thorium 230	GPS (7.0)
Thorium Precision +/-	
Lead (Pb210)	GPS (8.9)
Lead Precision +/-	
Gross Alpha	GPS (15)
Gross Alpha Precision +/-	
QUALITY ASSURANCE DATA:	
TDS A/C Balance (dec. %)	
ORGANICS mg/L:	
Diesel Range Organics (DRO)	GPS 10 (3)
Gasoline Range Organics (GRO)	GPS 10 (3)
VOLATILE ORGANIC COMPOUNDS mg/L:	
Chloromethane	0.12
1,1-Dichloroethane	GPS 3 (2)
1,1-Dichloroethene	GPS 0.007 (1)
Naphthalene	GPS 1.3 (2)
Toluene	GPS 1 (1)
1,1,1-Trichloroethane	GPS 0.20 (1)
1,2,4-Trimethylbenzene	GPS 0.012 (4)
1,3,5-Trimethylbenzene	GPS 0.012 (4)
m+p Xylenes	GPS 10 (1)
(1) - EPA MCL	
(2) - WY Drinking Water Equivalent Level	
(3) - WY VRP, Fact Sheet 12	
(4) - EPA RBC - Tap Water	
(LAB: Energy Labs Inc. unless noted.)	

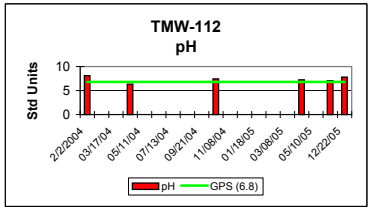

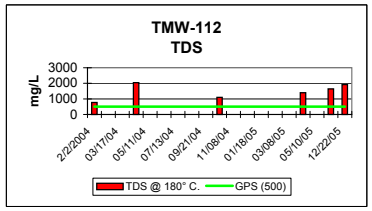

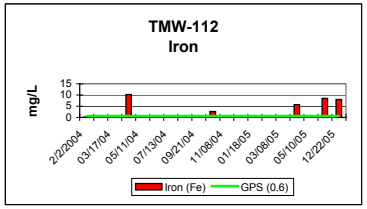

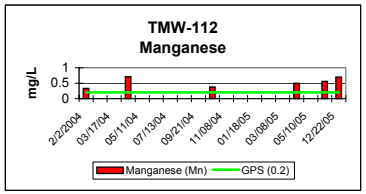

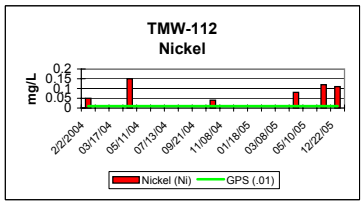

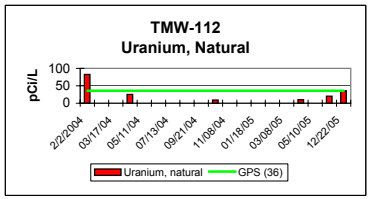

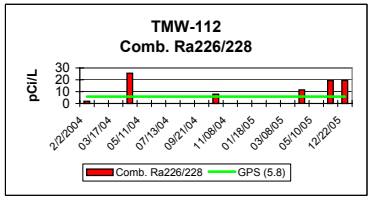

KENNECOTT URANIUM COMPANY											
TMW-113											
NORTHING: 148,600.06	Groundwater	2004							2005		
EASTING: 324,199.95	Protection										
ND = Non-detectable	Standard	1/26/04	2/17/04	3/17/04	4/12/04	5/11/04	6/10/04	10/12/04	4/11/05	7/18/05	12/21/05
FIELD DATA mg/l:	(GPS)										
Temperature (C)	as of 5/26/05	8	8	8	10	10	14	12	11	12	8.2
pH (Std. Units)		12.3	11.4	10.8	10.9	8.9	7.2	7.6	7.2	7.4	7.43
Cond. (umho/cm)		2400	1140	1800	780	1000	1200	900	1260	880	1010
TDS											
MAJOR IONS mg/l:											
Alk-CaCO3		260			22.8			98	106	110	105
Bicarbonate (HCO3)		8			26.8			120	129	134	125
Calcium (Ca)		178			236			335	344	388	226
Carbonate (CO3)		104			-1			-1	-1	-1	2
Chloride (Cl)		14.3			36.3			34	44	41	29
Fluoride (F)		0.4			0.2			0.1	0.1	0.1	0.1
Magnesium (Mg)		-1			21.6			28.5	32.5	36.2	20
Nitrate-N (NO3)		-0.1			-0.1			-0.1	-0.1	-0.1	-0.1
Potassium (K)		14.8			9.1			5.4	5.8	5.3	4.4
Silica (SiO2)		8.1			7.6			12	12	13	13
Sodium (Na)		83.7			90.7			73.4	76.3	81.3	55.2
Sulfate (SO4)		391			752			838	1050	1030	675
NON-METALS:											
Cyanide (CN)		-0.005			-0.005			-0.005	-0.005	-0.005	-0.005
PHYSICAL PROPERTIES:											
Cond (umho/cm)		1730			1560			1960	2050	2010	1470
pH	GPS (6.8)	11.4			8.56			7.76	7.69	7.73	8.35
TDS @ 180° C.	GPS (500)	804			1230			1530	1710	1740	1150
METALS-DISSOLVED mg/l:											
Aluminum (Al)	GPS (1.8)	-0.1			-0.1			-0.1	-0.1	-0.1	-0.1
Arsenic (As)	GPS (.05)	0.001			0.006			0.005	0.007	0.006	0.004
Barium (Ba)		-0.1			-0.1			-0.1	-0.1	-0.1	-0.1
Beryllium (Be)	GPS (.01)	-0.01			-0.01			-0.01	-0.01	-0.01	-0.01
Boron (B)		-0.1			-0.1			-0.1	-0.1	-0.1	-0.1
Cadmium (Cd)	GPS (.01)	-0.005			-0.005			-0.005	-0.005	-0.005	-0.005
Chromium (Cr)	GPS (.05)	-0.01			-0.01			-0.01	-0.01	-0.01	-0.01
Cobalt (Co)		-0.001			-0.001			0.001	-0.001	-0.001	-0.001
Copper (Cu)		-0.01			-0.01			-0.01	-0.01	-0.01	-0.01
Iron (Fe)	GPS (0.6)	-0.05			-0.05			0.27	0.45	0.53	0.35
Lead (Pb)		-0.01			-0.01			-0.01	-0.01	-0.01	-0.01
Manganese (Mn)	GPS (0.2)	-0.01			0.03			0.18	0.23	0.2	0.14
Mercury (Hg)		0.0007			0.0013			-0.0002	-0.0002	-0.0002	-0.0002
Molybdenum (Mo)		0.01			-0.01			-0.01	-0.01	-0.01	-0.01
Nickel (Ni)	GPS (.01)	-0.01			-0.01			-0.01	-0.01	-0.01	-0.01
Selenium (Se)	GPS (.01)	0.009			0.003			0.002	-0.004	-0.001	-0.001
Silver (Ag)		-0.01			-0.01			-0.01	-0.01	-0.01	-0.01
Thallium (Tl)		-0.01			-0.01			-0.01	-0.01	-0.01	-0.01
Vanadium (V2O5)		-0.1			-0.1			-0.1	-0.1	-0.1	-0.1
Zinc (ZN)		-0.01			-0.01			0.02	0.01	-0.01	-0.01
RADIOMETRIC pCi/l:											
Uranium, natural	GPS (36)	6.2			160			100	158	150	65.7
Radium 226		1.1			1.6			2.8	3.3	3.9	2.1
Radium Precision +/-		0.4			0.6			0.6	0.7	0.8	0.6
Radium 228		-1			3.8			8.2	7.7	7.2	6.3
Radium Precision +/-					1.1			1.5	1	1.4	1.2
Comb. Ra226/228	GPS (5.8)	1.1			5.4			11	11	11.1	8.4
Thorium 230	GPS (7.0)	-0.2			-0.2			-0.2	-0.2	-0.2	-0.2
Thorium Precision +/-											
Lead (Pb210)	GPS (8.9)	-1			-1			-1	-1	-1	-1
Lead Precision +/-											
Gross Alpha	GPS (15)	1.6			9.6			2.9	4.4	5.3	3
Gross Alpha Precision +/-		1			1.6			1.1	1.5	1.7	1.1
QUALITY ASSURANCE DATA:											
TDS A/C Balance (dec. %)		0.96			1.06			1.1	1.05	1.05	1.06
ORGANICS mg/L:											
Diesel Range Organics (DRO)	GPS 10 (3)	ND	ND	ND	ND	ND	ND			ND	ND
Gasoline Range Organics (GRO)	GPS 10 (3)	ND	ND	ND	ND	ND	ND			ND	ND
VOLATILE ORGANIC COMPOUNDS mg/L:											
Chloromethane	0.12	ND	ND	ND	ND	ND	ND			ND	0.012
1,1-Dichloroethane	GPS 3 (2)	ND	ND	ND	ND	ND	ND			ND	ND
1,1-Dichloroethene	GPS 0.007 (1)	ND	ND	ND	ND	ND	ND			ND	ND
Naphthalene	GPS 1.3 (2)	0.0022	0.0018	0.0014	ND	ND	ND			ND	ND
Toluene	GPS 1 (1)	ND	ND	ND	ND	ND	ND			ND	ND
1,1,1-Trichloroethane	GPS 0.20 (1)	ND	ND	ND	ND	ND	ND			ND	ND
1,2,4-Trimethylbenzene	GPS 0.012 (4)	ND	ND	ND	ND	ND	ND			ND	ND
1,3,5-Trimethylbenzene	GPS 0.012 (4)	ND	ND	ND	ND	ND	ND			ND	ND
m+p Xylenes	GPS 10 (1)	ND	ND	ND	ND	ND	ND			ND	ND
(1) - EPA MCL											
(2) - WY Drinking Water Equivalent Level											
(3) - WY VRP, Fact Sheet 12											
(4) - EPA RBC - Tap Water											
(LAB: Energy Labs Inc. unless noted.)											

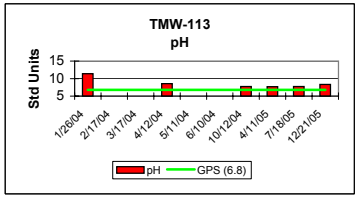

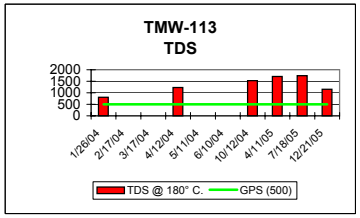

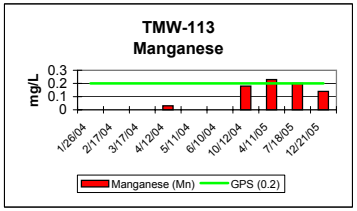

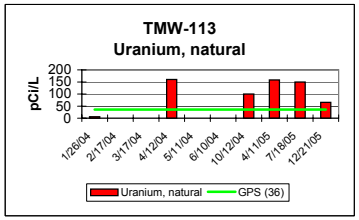

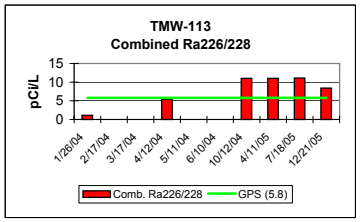

KENNECOTT URANIUM COMPANY								
TMW-115								
NORTHING: 148,499.96	Groundwater	2004				2005		
EASTING: 324,199.79	Protection							
ND = Non-detectable	Standard	1/21/2004	02/17/04	04/12/04	10/12/04	04/11/05	07/19/05	12/14/05
FIELD DATA mg/l:	(GPS)							
Temperature (C)	as of 5/26/05	8	8	11	11	9	12	5.9
pH (Std. Units)		12.5	12.3	12.1	11.2	8.2	7.4	7.46
Cond. (umho/cm)		1100	1360	1280	780	860	640	800
TDS								
MAJOR IONS mg/l:								
Alk-CaCO3		113		266	29	23	87	115
Bicarbonate (HCO3)		13.5		6	7	28	106	140
Calcium (Ca)		129		187	192	174	269	188
Carbonate (CO3)		74.5		191	17	-1	-1	-1
Chloride (Cl)		9.7		8.9	16	12	18	16
Fluoride (F)		0.3		0.3	0.1	0.1	0.1	0.2
Hydroxide as OH		16.6		-1				
Magnesium (Mg)		1.2		-0.1	3.7	13.4	20.2	16.6
Nitrate-N (NO3)		-0.1		14.6	-0.1	-0.1	-0.1	-0.1
Potassium (K)		13.5		14.6	10	8.1	5.8	4.1
Silica (SiO2)		15.1		8.8	4	11	12	14
Sodium (Na)		70.9		79.3	66.5	62.5	59	50.5
Sulfate (SO4)		308		353	557	573	714	485
NON-METALS:								
Cyanide (CN)		-0.005		-0.005	-0.005	-0.005	-0.005	-0.005
PHYSICAL PROPERTIES:								
Cond (umho/cm)		1290		1860	1250	1250	1410	1110
pH	GPS (6.8)	11		11.8	10.6	7.92	7.92	8.08
TDS @ 180° C.	GPS (500)	641		814	875	925	1150	830
METALS-DISSOLVED mg/l:								
Aluminum (Al)	GPS (1.8)	-0.1		-0.1	-0.1	-0.1	-0.1	-0.1
Arsenic (As)	GPS (.05)	0.002		0.003	-0.001	0.001	0.001	-0.001
Barium (Ba)		-0.1		-0.1	-0.1	-0.1	-0.1	-0.1
Beryllium (Be)	GPS (.01)	-0.01		-0.01	-0.01	-0.01	-0.01	-0.01
Boron (B)		-0.1		-0.1	-0.1	-0.1	-0.1	-0.1
Cadmium (Cd)	GPS (.01)	-0.005		-0.005	-0.005	-0.005	-0.005	-0.005
Chromium (Cr)	GPS (.05)	-0.01		-0.01	-0.01	-0.01	-0.01	-0.01
Cobalt (Co)		-0.001		-0.001	-0.001	-0.001	-0.001	-0.001
Copper (Cu)		-0.01		-0.01	-0.01	-0.01	-0.01	-0.01
Iron (Fe)	GPS (0.6)	-0.05		-0.05	-0.05	0.07	-0.05	-0.05
Lead (Pb)		-0.01		-0.01	-0.01	-0.01	-0.01	-0.01
Manganese (Mn)	GPS (0.2)	-0.01		-0.01	-0.01	0.02	0.11	0.09
Mercury (Hg)		0.0011		0.006	-0.0002	-0.0002	-0.0002	-0.0002
Molybdenum (Mo)		0.02		0.02	-0.01	-0.01	-0.01	-0.01
Nickel (Ni)	GPS (.01)	-0.01		-0.01	-0.01	-0.01	-0.01	-0.01
Selenium (Se)	GPS (.01)	0.007		0.002	0.002	0.001	0.001	-0.001
Silver (Ag)		-0.01		-0.01	-0.01	-0.01	-0.01	-0.01
Thallium (Tl)		-0.01		-0.01	-0.01	-0.01	-0.01	-0.01
Vanadium (V2O5)		-0.1		-0.1	-0.1	-0.1	-0.1	-0.1
Zinc (ZN)		-0.01		-0.01	-0.01	-0.01	-0.01	-0.01
RADIOMETRIC pCi/l:								
Uranium, natural	GPS (36)	-0.2		0.4	0.4	12.9	15.6	11.4
Radium 226		1		1	1.2	1.3	1.9	2.4
Radium Precision +/-		0.4		0.5	0.4	0.5	0.5	0.6
Radium 228		-1		-1	-1	2.1	4.1	2.9
Radium Precision +/-						0.9	1.3	1.2
Comb. Ra226/228	GPS (5.8)	1		1	1.2	3.4	6	5.3
Thorium 230	GPS (7.0)	-0.2		-0.2	-0.2	-0.2	-0.2	-0.2
Thorium Precision +/-								
Lead (Pb210)	GPS (8.9)	-1		-1	-1	-1	-1	-1
Lead Precision +/-								
Gross Alpha	GPS (15)	3.1		-1	1.1	-1	2.6	3.1
Gross Alpha Precision +/-		1.1			1		1.2	0.9
QUALITY ASSURANCE DATA:								
TDS A/C Balance (dec. %)		1.07		1.01	1.01	1.07	1	0.98
ORGANICS mg/L:								
Diesel Range Organics (DRO)	GPS 10 (3)	ND	ND	ND			ND	ND
Gasoline Range Organics (GRO)	GPS 10 (3)	ND	ND	ND			ND	ND
VOLATILE ORGANIC COMPOUNDS mg/L:								
Chloromethane	0.12	ND	ND	ND			ND	0.012
1,1-Dichloroethane	GPS 3 (2)	ND	ND	ND			ND	ND
1,1-Dichloroethene	GPS 0.007 (1)	ND	ND	ND			ND	ND
Naphthalene	GPS 1.3 (2)	ND	ND	ND			ND	ND
Toluene	GPS 1 (1)	ND	ND	ND			ND	ND
1,1,1-Trichloroethane	GPS 0.20 (1)	ND	ND	ND			ND	ND
1,2,4-Trimethylbenzene	GPS 0.012 (4)	ND	ND	ND			ND	ND
1,3,5-Trimethylbenzene	GPS 0.012 (4)	ND	ND	ND			ND	ND
m+p Xylenes	GPS 10 (1)	ND	ND	ND			ND	ND
(1) - EPA MCL								
(2) - WY Drinking Water Equivalent Level								
(3) - WY VRP, Fact Sheet 12								
(4) - EPA RBC - Tap Water								
(LAB: Energy Labs Inc. unless noted.)								

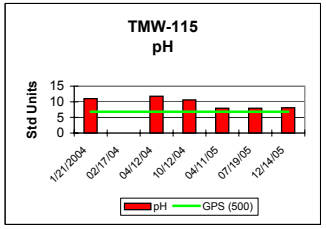

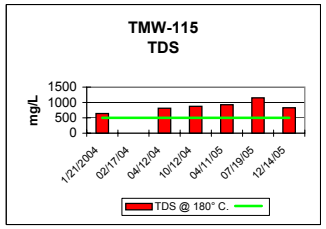

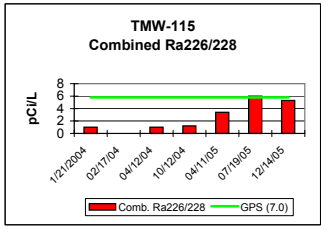

Catchment Basin
Perched Fluid Recovery

TMW-90 - Flow Rates and Volume Pumped

	Volumes Pumped							Flow Rate Liters per minute		Volume Pumped as of Date/Time (Liters)	Cumulative Pumped (Liters)
Start	**09/04/03**	03:37 PM	**37868.00**	0.65	37868.65						
	09/08/03	09:45	**37872.00**	0.41	37872.41	4.0	6.83	0.59	Pumping	3169.0	3169.0
	09/08/03	10:02	**37872.00**	0.42	37872.42	4.0	6.53	0.61	Pumping	10.2	3179.2
	09/08/03	14:00	**37872.00**	0.58	37872.58	4.0	7.17	0.56	Pumping	139.3	3318.4
	09/09/03	07:41	**37873.00**	0.32	37873.32	4.0	7.50	0.53	Pumping	578.8	3897.2
	09/09/03	13:12	**37873.00**	0.55	37873.55	4.0	7.54	0.53	Pumping	176.1	4073.3
	09/10/03	18:45	**37874.00**	0.78	37874.78	4.0	8.19	0.49	Pumping	903.5	4976.8
	09/15/03	13:15	**37879.00**	0.55	37879.55	4.0	8.92	0.45	Pumping	3219.0	8195.8
	09/18/03	12:05	**37882.00**	0.50	37882.50	4.0	8.97	0.45	Pumping	1900.9	10096.7
	09/22/03	15:42	**37886.00**	0.65	37886.65	4.0	10.63	0.38	Pumping	2457.0	12553.7
	09/24/03	17:06	**37888.00**	0.71	37888.71	4.0	11.62	0.34	Pumping	1067.7	13621.4
	09/29/03	11:49	**37893.00**	0.49	37893.49	4.0	12.61	0.32	Pumping	2276.0	15897.4
	09/30/03	11:49	**37894.00**	0.49	37894.49	4.0	12.72	0.31	Pumping	454.8	16352.2
	10/01/03	18:10	**37895.00**	0.76	37895.76	4.0	13.25	0.30	Pumping	561.2	16913.3
	10/05/03	18:15	**37899.00**	0.76	37899.76	4.0	14.60	0.27	Pumping	1659.9	18573.2
	10/08/03	11:20	**37902.00**	0.47	37902.47	4.0	13.77	0.29	Pumping	1102.1	19675.3
	10/14/03	09:20	**37908.00**	0.39	37908.39	4.0	11.35	0.35	Pumping	2738.0	22413.3
	10/21/03	15:15	**37915.00**	0.64	37915.64	4.0	15.95	0.25	Pumping	3146.7	25560.1
	10/22/03	15:20	**37916.00**	0.64	37916.64	4.0	15.24	0.26	Pumping	370.8	25930.9
	10/30/03	05:00	**37924.00**	0.21	37924.21				Froze	2860.9	28791.8
	01/15/04	13:36	**38001.00**	0.57	38001.57				Restarted		
	01/15/03	14:20	**38001.00**	0.60	38001.60	4.0	8.02	0.50	Pumping	22.0	28813.8
	01/18/04	14:43	**38004.00**	0.61	38004.61	4.0	16.24	0.25	Pumping	1069.7	29883.5
	01/22/04	17:11	**38008.00**	0.72	38008.72	4.0	21.23	0.19	Pumping	1113.2	30996.7
	01/26/04	15:53	**38012.00**	0.66	38012.66	4.0	21.41	0.19	Pumping	1061.8	32058.5
	01/29/04	16:24	**38015.00**	0.68	38015.68	4.0	24.47	0.16	Pumping	711.2	32769.7
	02/09/04	09:43	**38026.00**	0.40	38026.40	0.5	4.17	0.12	Pumping	1850.3	34620.0
	02/16/04	09:06	**38033.00**	0.38	38033.38	0.5	4.89	0.10	Pumping	1027.5	35647.5
	02/22/04	16:52	**38039.00**	0.70	38039.70	0.5	5.27	0.09	Pumping	864.8	36512.3
	03/01/04	13:50	**38047.00**	0.58	38047.58	0.5	3.41	0.15	Pumping	1660.8	38173.1
	03/15/04	09:54	**38061.00**	0.41	38061.41	0.5	1.31	0.38	Pumping	7611.6	45784.6
	03/18/04	15:00	**38064.00**	0.63	38064.63				Shut Dowr	1767.3	47551.9
	03/22/04	12:00	**38068.00**	0.50	38068.50				Restarted		
	03/23/04	15:59	**38069.00**	0.67	38069.67	0.4	0.27	1.48	Pumping	2482.0	50033.9
	03/29/04	07:50	**38075.00**	0.33	38075.33	0.4	0.54	0.74	Pumping	11393.7	61427.6
	04/08/04	07:19	**38085.00**	0.30	38085.30	0.4	0.63	0.63	Pumping	18793.9	80221.6
	04/12/04	09:36	**38089.00**	0.40	38089.40	0.4	0.79	0.50	Pumping	15156.0	95377.6
	04/21/04	17:23	**38098.00**	0.72	38098.72	0.4	0.85	0.47	Pumping	19668.2	115045.7
	04/28/04	12:25	**38105.00**	0.52	38105.52	0.4	0.98	0.41	Pumping	17708.8	132754.5
	04/30/04	04:00	**38107.00**	0.17	38107.17				Stopped	967.4	133721.9
	05/18/04	14:30	**38125.00**	0.60	38125.60				Restarted	0.0	133721.9
	05/20/04	11:32	**38127.00**	0.48	38127.48	0.4	1.06	0.38	Pumping	1023.2	134745.1
	05/27/04	16:39	**38134.00**	0.69	38134.69	0.4	1.18	0.34	Pumping	3511.1	137233.0
	06/01/04	16:56	**38139.00**	0.71	38139.71	0.4	1.65	0.24	Pumping	1749.6	136494.7
	06/10/04	17:28	**38148.00**	0.73	38148.73	0.4	1.69	0.24	Pumping	3067.8	140300.8
	06/15/04	07:52	**38153.00**	0.33	38153.33	0.4	1.64	0.24	Pumping	1616.9	138111.6
	06/24/04	11:41	**38162.00**	0.49	38162.49	0.4	1.79	0.22	Pumping	2948.1	143248.9
	07/04/04	15:14	**38172.00**	0.63	38172.63	0.4	1.13	0.35	Pumping	5159.8	143271.4
	07/07/04	15:48	**38175.00**	0.66	38175.66	0.4	0.98	0.41	Pumping	1786.3	145035.1
	07/15/04	07:38	**38183.00**	0.32	38183.32	0.4	1.29	0.31	Pumping	3430.8	146702.2
	07/22/04	10:10	**38190.00**	0.42	38190.42	0.4	1.12	0.36	Pumping	3654.3	148689.4
	07/29/04	09:36	**38197.00**	0.40	38197.40	0.4	1.23	0.33	Pumping	3275.9	149978.1
	08/02/04	17:11	**38201.00**	0.72	38201.72	0.4	1.55	0.26	Pumping	1601.3	150290.7
	08/12/04	13:14	**38211.00**	0.55	38211.55	0.4	1.99	0.20	Pumping	2843.7	152821.8
	08/13/04	12:30	**38212.00**	0.52	38212.52				Stopped	280.3	153102.1
	08/16/04	10:00	**38215.00**	0.42	38215.42				Restarted		
	08/18/04	16:36	**38217.00**	0.69	38217.69	0.4	1.66	0.24	Pumping	790.9	153893.0
	08/25/04	13:18	**38224.00**	0.55	38224.55	0.4	1.90	0.21	Pumping	2082.8	155975.8
	09/01/04	17:07	**38231.00**	0.71	38231.71	0.4	2.22	0.18	Pumping	1856.1	157831.9
	09/08/04	11:30	**38238.00**	0.48	38238.48	0.4	2.26	0.18	Pumping	1726.8	159558.7
	09/17/04	16:22	**38247.00**	0.68	38247.68	0.4	2.18	0.18	Pumping	2433.8	161992.5
	09/22/04	10:17	**38252.00**	0.43	38252.43	0.4	2.29	0.17	Pumping	1193.8	163186.3
	09/28/04	16:53	**38258.00**	0.70	38258.70	0.4	2.39	0.17	Pumping	1510.2	164696.5
	10/05/04	07:50	**38265.00**	0.33	38265.33	0.4	2.44	0.16	Pumping	1560.4	166256.9
	10/12/04	11:20	**38272.00**	0.47	38272.47	0.4	2.90	0.14	Pumping	1417.3	167674.1
	10/19/04	10:30	**38279.00**	0.44	38279.44	0.4	3.47	0.12	Pumping	1155.5	168829.7
	10/28/04	12:51	**38288.00**	0.54	38288.54	0.4	2.26	0.18	Pumping	2322.7	171152.4
	11/03/04	12:50	**38294.00**	0.53	38294.53	0.4	2.05	0.20	Pumping	1688.3	172840.6
	11/08/04	07:06	**38299.00**	0.30	38299.30	0.4	2.14	0.19	Pumping	1279.6	174120.2
	11/15/04	10:56	**38306.00**	0.46	38306.46	0.4	2.42	0.17	Pumping	1705.4	175825.7
	11/21/04	16:15	**38312.00**	0.68	38312.68			0.17	Shut Dowr	1523.0	177348.7
ReStart	**03/01/05**	12:00 PM	**38412.00**	0.50	38412.50						
	04/14/05	16:23	**38456.00**	0.68	38456.68	0.1	1.22	0.08	Pumping	5213.6	5213.6
	04/20/05	16:37	**38462.00**	0.69	38462.69	0.1	1.37	0.07	Pumping	631.7	5845.3
	04/27/05	17:24	**38469.00**	0.73	38469.73	0.1	1.59	0.06	Pumping	636.9	6482.2
	05/04/05	11:37	**38476.00**	0.48	38476.48	0.1	0.83	0.12	Pumping	1168.0	7650.1
	05/16/05	17:16	**38488.00**	0.72	38488.72	0.1	1.12	0.09	Pumping	1568.9	9219.1
	05/22/05	15:31	**38494.00**	0.65	38494.65	0.1	1.19	0.08	Pumping	717.8	9936.9
	05/29/05	17:42	**38499.00**	0.74	38499.74	0.1	1.69	0.06	Pumping	433.5	10370.4
	06/03/05	11:24	**38506.00**	0.48	38506.48	0.1	1.25	0.08	Pumping	773.3	11143.7
	06/09/05	16:39	**38512.00**	0.69	38512.69	0.1	2.48	0.04	Pumping	361.1	11504.8
	06/16/05	14:23	**38519.00**	0.60	38519.60	0.1	2.16	0.05	Pumping	460.9	11965.7
	06/21/05	15:05	**38524.00**	0.63	38524.63	0.1	2.20	0.05	Pumping	328.9	12294.6
	06/26/05	15:50	**38529.00**	0.66	38529.66	0.1	2.29	0.04	Pumping	316.9	12611.5
	06/30/05	12:00	**38533.00**	0.50	38533.50			0.04	Pumping	221.2	12832.7
	09/28/05	12:00	**38623.00**	0.50	38623.50				Restarted		
	10/05/05	08:54	**38630.00**	0.37	38630.37	0.1	1.19	0.08	Pumping	828.2	13660.8
	11/10/05	17:47	**38666.00**	0.74	38666.74	0.0	3.99	0.01	Pumping	262.5	13923.4
	11/14/05	12:00	**38670.00**	0.50	38670.50			0.01	Shut Dowr	54.1	13977.5
Shut down due to minimal flows.											
			Total Pumped:							193917.5	51,227.739

NOTE: Started March 1, 2005. A total of 5300 gallons pumped to the tailings impoundment on April 14, 2005 from both wells.

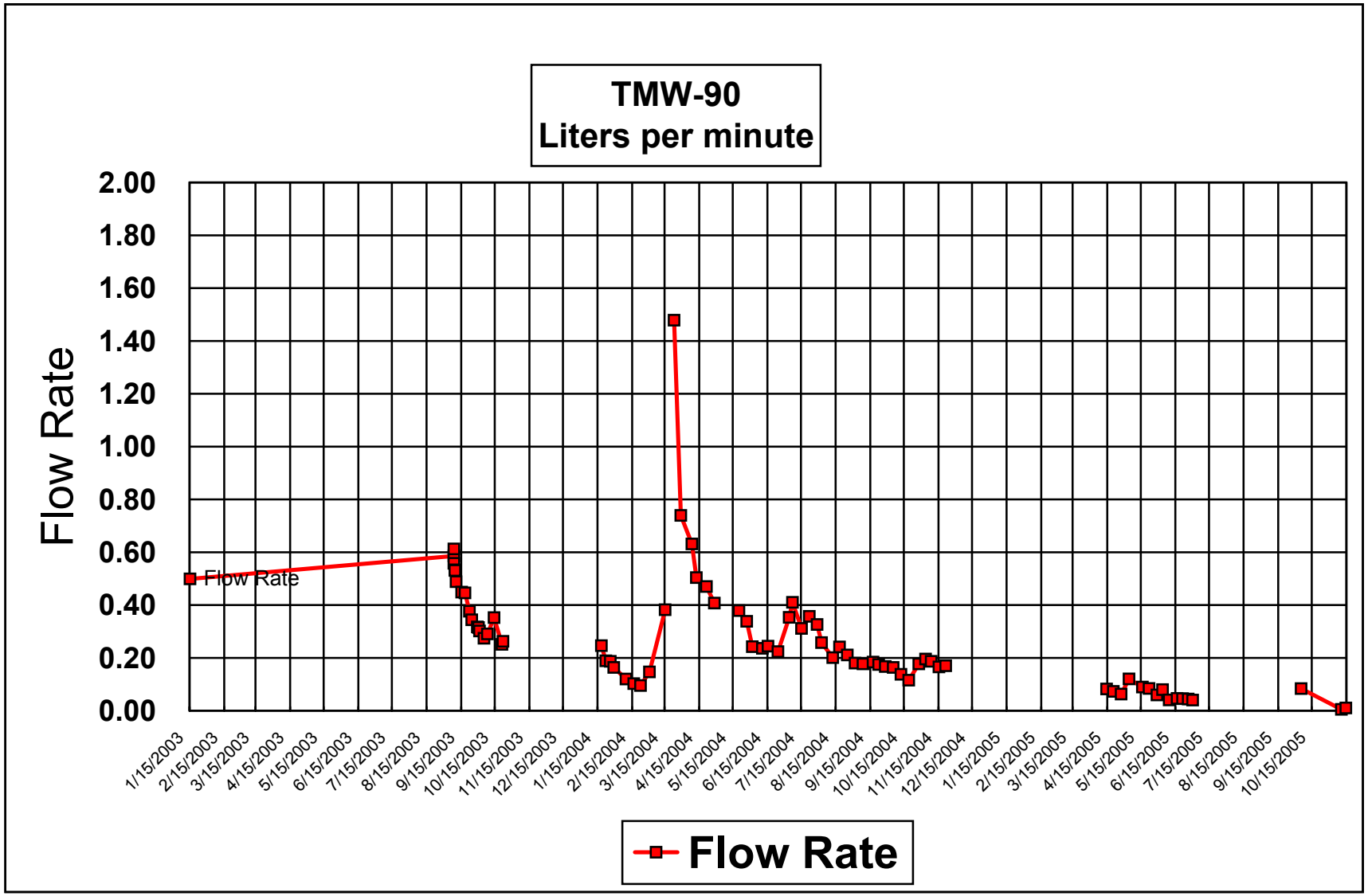
TMW-90
Liters per minute
Flow Rate
2.00
1.80
1.60
1.40
1.20
1.00
0.80
0.60
0.40
0.20
0.00
Flow Rate
1/15/2003
2/15/2003
3/15/2003
4/15/2003
5/15/2003
6/15/2003
7/15/2003
8/15/2003
9/15/2003
10/15/2003
11/15/2003
12/15/2003
1/15/2004
2/15/2004
3/15/2004
4/15/2004
5/15/2004
6/15/2004
7/15/2004
8/15/2004
9/15/2004
10/15/2004
11/15/2004
12/15/2004
1/15/2005
2/15/2005
3/15/2005
4/15/2005
5/15/2005
6/15/2005
7/15/2005
8/15/2005
9/15/2005
10/15/2005
Flow Rate

TMW-105 Flow Rates and Volume Pumped

	Volumes Pumped							Flow Rate Liters per minute		Volume Pumped as of Date/Time (Liters)	Cumulative Pumped (Liters)
	03/23/04	12:00	**38069.00**	0.50	38069.50				Started		
	03/23/04	15:59	**38069.00**	0.67	38069.67	0.4	0.35	1.14	Pumping	273.3	273.3
	03/29/04	08:03	**38075.00**	0.34	38075.34	0.4	0.78	0.51	Pumping	4165.3	4438.6
	04/01/04	16:30	**38078.00**	0.69	38078.69				Shut Down	2462.8	6901.4
	04/05/04	10:00	**38082.00**	0.42	38082.42				Restarted	0.0	6901.4
	04/08/04	07:17	**38085.00**	0.30	38085.30	0.4	0.52	0.77	Pumping	3188.5	10089.9
	04/12/04	09:34	**38089.00**	0.40	38089.40	0.4	0.91	0.44	Pumping	2592.1	12682.0
	04/21/04	17:21	**38098.00**	0.72	38098.72	0.4	0.98	0.41	Pumping	5491.6	18173.6
	04/28/04	12:23	**38105.00**	0.52	38105.52	0.4	0.88	0.46	Pumping	4456.5	22630.1
	04/30/04	04:00	**38107.00**	0.17	38107.17				Stopped	1082.9	23713.0
	05/03/04	12:00	**38110.00**	0.50	38110.50				Restarted	0.0	23713.0
	05/06/04	17:06	**38113.00**	0.71	38113.71	0.4	0.79	0.51	Pumping	2357.2	26070.2
	05/11/04	17:08	**38118.00**	0.71	38118.71	0.4	0.93	0.43	Pumping	3097.6	29167.8
	05/20/04	11:29	**38127.00**	0.48	38127.48	0.4	1.45	0.28	Pumping	3472.9	32640.7
	05/27/04	16:38	**38134.00**	0.69	38134.69	0.4	0.91	0.44	Pumping	4549.1	37189.8
	06/02/04	16:54	**38140.00**	0.70	38140.70	0.4	1.45	0.28	Pumping	2389.5	39579.3
	06/10/04	08:00	**38148.00**	0.33	38148.33				Stopped	3032.7	42612.0
	06/14/04	12:00	**38152.00**	0.50	38152.50				Restarted	0.0	42612.0
	06/15/04	07:52	**38153.00**	0.33	38153.33	0.4	0.83	0.48	Pumping	574.7	43186.7
	06/24/04	11:37	**38162.00**	0.48	38162.48	0.4	1.60	0.25	Pumping	3297.3	46484.0
	07/04/04	15:15	**38172.00**	0.64	38172.64	0.4	2.03	0.20	Pumping	2881.6	49365.6
	07/07/04	15:50	**38175.00**	0.66	38175.66	0.4	1.18	0.34	Pumping	1477.3	50842.9
	07/15/04	07:42	**38183.00**	0.32	38183.32	0.4	1.05	0.38	Pumping	4213.4	55056.3
	07/22/04	10:08	**38190.00**	0.42	38190.42	0.4	2.03	0.20	Pumping	2010.2	57066.5
	07/29/04	09:35	**38197.00**	0.40	38197.40	0.4	0.84	0.47	Pumping	4758.8	61825.3
	08/02/04	17:09	**38201.00**	0.71	38201.71	0.4	1.24	0.32	Pumping	1997.0	63822.3
	08/12/04	13:11	**38211.00**	0.55	38211.55	0.4	1.46	0.27	Pumping	3892.4	67714.7
	08/18/04	16:34	**38217.00**	0.69	38217.69	0.4	2.25	0.18	Pumping	1575.0	69289.7
	08/25/04	13:15	**38224.00**	0.55	38224.55	0.4	1.67	0.24	Pumping	2366.9	71656.7
	09/01/04	17:10	**38231.00**	0.72	38231.72	0.4	1.34	0.30	Pumping	3076.4	74733.1
	09/08/04	11:28	**38238.00**	0.48	38238.48	0.4	2.06	0.19	Pumping	1894.4	76627.5
	09/17/04	16:20	**38247.00**	0.68	38247.68	0.4	1.75	0.23	Pumping	3023.3	79650.8
	09/22/04	10:15	**38252.00**	0.43	38252.43	0.4	1.59	0.25	Pumping	1714.8	81365.6
	09/28/04	16:51	**38258.00**	0.70	38258.70	0.4	1.68	0.24	Pumping	2155.9	83521.5
	10/05/04	07:48	**38265.00**	0.33	38265.33	0.4	1.73	0.23	Pumping	2205.5	85727.0
	10/12/04	11:17	**38272.00**	0.47	38272.47	0.4	2.05	0.20	Pumping	2010.1	87737.1
	10/19/04	10:29	**38279.00**	0.44	38279.44	0.4	1.34	0.30	Pumping	2994.6	90731.7
	10/28/04	12:49	**38288.00**	0.53	38288.53	0.4	1.75	0.23	Pumping	2992.6	93724.3
	11/03/04	11:48	**38294.00**	0.49	38294.49	0.4	0.67	0.60	Pumping	5147.4	98871.7
	11/08/04	07:04	**38299.00**	0.29	38299.29	0.4	1.81	0.22	Pumping	1526.7	100398.4
	11/15/04	10:59	**38306.00**	0.46	38306.46	0.4	1.18	0.34	Pumping	3503.5	103901.9
	11/21/04	16:15	**38312.00**	0.68	38312.68			0.34	Shut Down	3046.5	106948.4
Restart	**03/15/05**	12:00	**38426.00**	0.50	38426.50				Started		
	04/14/05	16:26	**38456.00**	0.68	38456.68	0.1	0.72	0.14	Pumping	6011.9	6011.9
	04/20/05	16:35	**38462.00**	0.69	38462.69	0.1	0.73	0.14	Pumping	1184.8	7196.7
	04/27/05	17:27	**38469.00**	0.73	38469.73	0.1	0.76	0.13	Pumping	1329.7	8526.3
	05/04/05	11:36	**38476.00**	0.48	38476.48	0.1	0.43	0.23	Pumping	2272.2	10798.6
	05/16/05	17:18	**38488.00**	0.72	38488.72	0.1	0.53	0.19	Pumping	3312.4	14111.0
	05/22/05	15:29	**38494.00**	0.65	38494.65	0.1	0.78	0.13	Pumping	1097.9	15208.9
	05/29/05	17:45	**38501.00**	0.74	38501.74	0.1	0.90	0.11	Pumping	1133.7	16342.7
	06/03/05	11:03	**38506.00**	0.46	38506.46	0.1	1.04	0.10	Pumping	653.9	16996.5
	06/09/05	16:42	**38512.00**	0.70	38512.70	0.1	0.98	0.10	Pumping	916.1	17912.6
	06/16/05	14:23	**38519.00**	0.60	38519.60	0.1	1.12	0.09	Pumping	884.0	18796.6
	06/21/05	15:05	**38524.00**	0.63	38524.63	0.1	1.24	0.08	Pumping	583.3	19379.9
	06/26/05	15:50	**38529.00**	0.66	38529.66	0.1	0.69	0.15	Pumping	1054.6	20434.5
	06/30/05	12:00	**38533.00**	0.50	38533.50			0.15	Shut Down	829.5	21264.0
Restart	**09/28/05**	12:00	**38426.00**	0.50	38426.50				Started		
	10/05/05	08:57	**38630.00**	0.37	38630.37	0.1	1.23	0.08	Pumping	23955.7	23955.7
	11/10/05	17:43	**38666.00**	0.74	38666.74	0.1	1.78	0.06	Pumping	2949.4	26905.1
	11/14/05	12:00	**38670.00**	0.50	38670.50			0.06	Shut Down	54.1	26959.2
	Shut down due to minimal flows.										
			Total Pumped:							106948.4	28,252.867

Note: Started March 15, 2005. A total of 5300 gallons pumped to the tailings impoundment on April 14, 2005 from both wells.

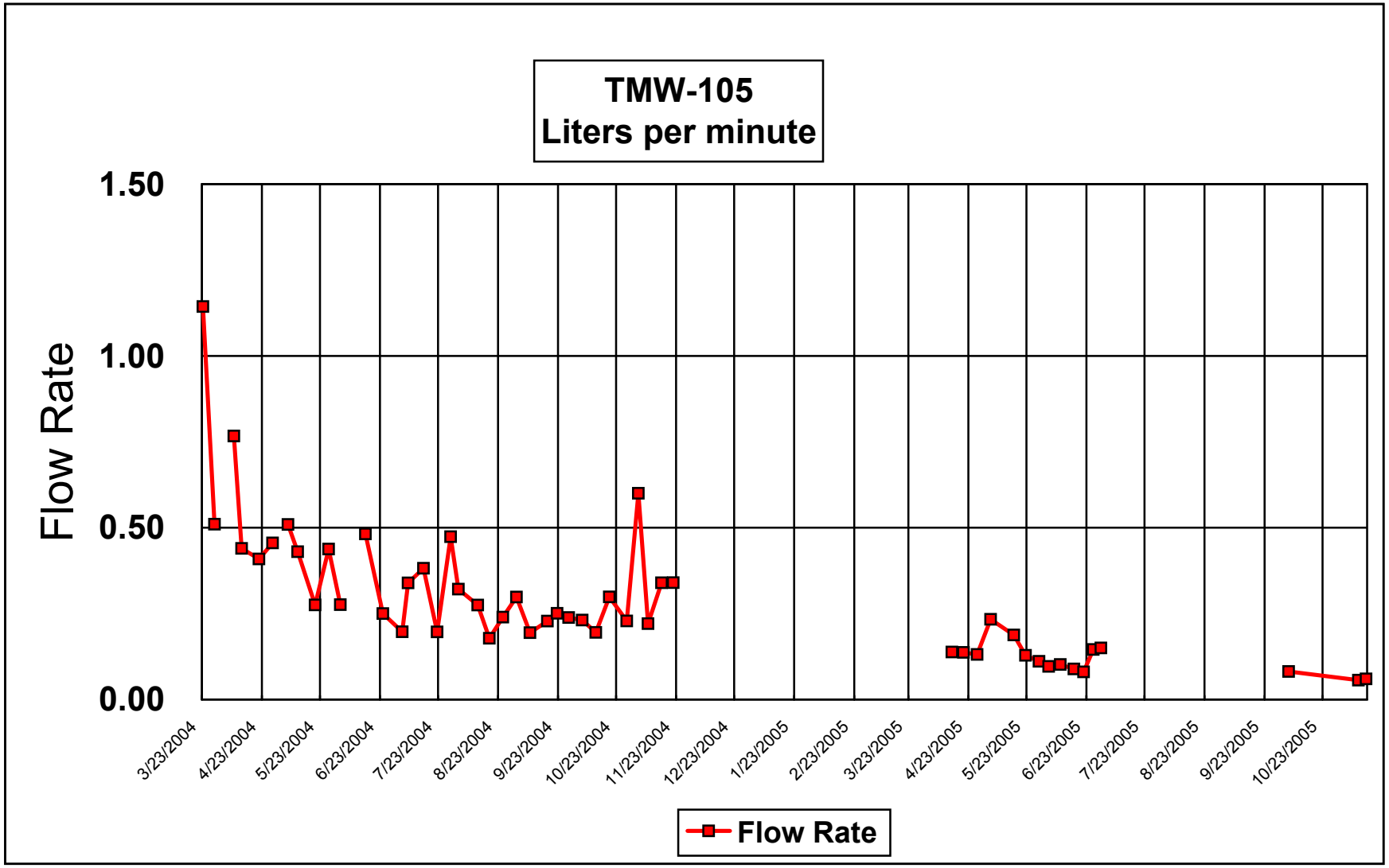
TMW-105
Liters per minute
Flow Rate
1.50
1.00
0.50
0.00
3/23/2004
4/23/2004
5/23/2004
6/23/2004
7/23/2004
8/23/2004
9/23/2004
10/23/2004
11/23/2004
12/23/2004
1/23/2005
2/23/2005
3/23/2005
4/23/2005
5/23/2005
6/23/2005
7/23/2005
8/23/2005
9/23/2005
10/23/2005
Flow Rate

KENNECOTT URANIUM COMPANY
CATCHMENT BASIN MONITORING WELLS
Constituents Removed from the Perched Aquifer and Pumped Back into the Tailings Cell

TMW-90															
CONTAMINANTS REMOVED															
DATE FS	26-Aug-03			4-Oct-03			19-Jan-04			13-Jul-04			12-Oct-04		
(Started pumping 8/26/03)		VOLUME	CUMULATIVE		VOLUME	CUMULATIVE		VOLUME	CUMULATIVE		VOLUME	CUMULATIVE		VOLUME	CUMULATIVE
GALLONAGE		3803.00	3803.00		3803.00	7606.00		14540.67	22146.67		14540.67	36687.33		14540.67	51228.00
CONSTITUENTS	ANALYSIS	QUANTITY REMOVED	QUANTITY REMOVED	ANALYSIS	QUANTITY REMOVED	QUANTITY REMOVED	ANALYSIS	QUANTITY REMOVED	QUANTITY REMOVED	ANALYSIS	QUANTITY REMOVED	QUANTITY REMOVED	ANALYSIS	QUANTITY REMOVED	QUANTITY REMOVED
	(PPM)	(KG)	(KG)	(PPM)	(KG)	(KG)	(PPM)	(KG)	(KG)	(PPM)	(KG)	(KG)	(PPM)	(KG)	(KG)
MAJOR IONS															
Bicarbonate	48.80	0.70	0.70	2.40	0.03	0.74	3.70	0.20	0.94	4.00	0.22	1.16	4.00	0.22	1.38
Calcium	196.00	2.82	2.82	207.00	2.98	5.80	195.00	10.73	16.53	118.00	6.50	23.03	150.00	8.26	31.29
Carbonate	0.00	0.00	0.00	0.00	0.00	0.00	0.00	0.00	0.00	0.00	0.00	0.00	0.00	0.00	0.00
Chloride	33.10	0.48	0.48	47.50	0.68	1.16	45.10	2.48	3.64	26.00	1.43	5.07	30.00	1.65	6.73
Fluoride	0.20	0.00	0.00	0.40	0.01	0.01	0.30	0.02	0.03	0.20	0.01	0.04	0.20	0.01	0.05
Magnesium	28.00	0.40	0.40	33.90	0.49	0.89	32.40	1.78	2.67	20.00	1.10	3.78	25.20	1.39	5.16
Nitrate-N (NO3)	0.00	0.00	0.00	0.00	0.00	0.00	0.00	0.00	0.00	0.00	0.00	0.00	0.00	0.00	0.00
Potassium	6.80	0.10	0.10	5.10	0.07	0.17	5.70	0.31	0.49	4.00	0.22	0.71	5.90	0.32	1.03
Silica	49.80	0.72	0.72	54.80	0.79	1.51	45.60	2.51	4.02	43.00	2.37	6.38	44.00	2.42	8.80
Sodium	55.60	0.80	0.80	52.20	0.75	1.55	52.30	2.88	4.43	40.00	2.20	6.63	43.00	2.37	9.00
Sulfate	733.00	10.55	10.55	861.00	12.39	22.95	767.00	42.22	65.16	476.00	26.20	91.36	522.00	28.73	120.10
Total Dissolved Solids	1140.00	16.41	16.41	1350.00	19.43	35.85	1190.00	65.50	101.35	809.00	44.53	145.88	887.00	48.82	194.70
TRACE METALS															
Aluminum	0.20	0.00	0.00	2.20	0.03	0.03	0.10	0.01	0.04	0.00	0.00	0.04	0.10	0.01	0.05
Arsenic	0.00	0.00	0.00	0.00	0.00	0.00	0.00	0.00	0.00	0.00	0.00	0.00	0.00	0.00	0.00
Barium	0.00	0.00	0.00	0.00	0.00	0.00	0.00	0.00	0.00	0.00	0.00	0.00	0.00	0.00	0.00
Beryllium	0.00	0.00	0.00	0.00	0.00	0.00	0.00	0.00	0.00	0.00	0.00	0.00	0.00	0.00	0.00
Boron	0.16	0.00	0.00	0.15	0.00	0.00	0.12	0.01	0.01	0.10	0.01	0.02	0.10	0.01	0.02
Cadmium	0.00	0.00	0.00	0.01	0.00	0.00	0.00	0.00	0.00	0.00	0.00	0.00	0.00	0.00	0.00
Chromium	0.00	0.00	0.00	0.00	0.00	0.00	0.00	0.00	0.00	0.00	0.00	0.00	0.00	0.00	0.00
Cobalt	0.06	0.00	0.00	0.09	0.00	0.00	0.07	0.00	0.01	0.04	0.00	0.01	0.05	0.00	0.01
Copper	0.00	0.00	0.00	0.03	0.00	0.00	0.03	0.00	0.00	0.00	0.00	0.00	0.00	0.00	0.00
Cyanide	0.00	0.00	0.00	0.00	0.00	0.00	0.00	0.00	0.00	0.00	0.00	0.00	0.00	0.00	0.00
Iron	28.40	0.41	0.41	49.00	0.71	1.11	29.10	1.60	2.72	15.10	0.83	3.55	17.40	0.96	4.50
Lead	0.00	0.00	0.00	0.02	0.00	0.00	0.00	0.00	0.00	0.00	0.00	0.00	0.00	0.00	0.00
Manganese	1.33	0.02	0.02	1.49	0.02	0.04	1.20	0.07	0.11	0.83	0.05	0.15	1.00	0.06	0.21
Mercury	0.00	0.00	0.00	0.00	0.00	0.00	0.00	0.00	0.00	0.00	0.00	0.00	0.00	0.00	0.00
Molybdenum	0.00	0.00	0.00	0.00	0.00	0.00	0.00	0.00	0.00	0.00	0.00	0.00	0.00	0.00	0.00
Nickel	0.07	0.00	0.00	0.12	0.00	0.00	0.09	0.00	0.01	0.05	0.00	0.01	0.07	0.00	0.01
Selenium	0.01	0.00	0.00	0.01	0.00	0.00	0.01	0.00	0.00	0.01	0.00	0.00	0.01	0.00	0.00
Silver	0.00	0.00	0.00	0.00	0.00	0.00	0.00	0.00	0.00	0.00	0.00	0.00	0.00	0.00	0.00
Thallium	0.00	0.00	0.00	0.00	0.00	0.00	0.00	0.00	0.00	0.00	0.00	0.00	0.00	0.00	0.00
Vanadium	0.00	0.00	0.00	0.00	0.00	0.00	0.00	0.00	0.00	0.00	0.00	0.00	0.00	0.00	0.00
Zinc	0.65	0.01	0.01	0.67	0.01	0.02	0.66	0.04	0.06	0.27	0.01	0.07	0.34	0.02	0.09
RADIOMETRICS															
Uranium, Natural (mg/L)	0.24	0.00	0.00	0.35	0.01	0.01	0.19	0.01	0.02	0.06	0.00	0.02	0.06	0.00	0.03
VOLATILE ORGANIC COMPOUNDS															
1,1,1-Trichloroethane, ug/L	33.00	0.00	0.00	2.80	0.00	0.00	2.50	0.00	0.00	2.70	0.00	0.00	1.80	0.00	0.00
1,2,4-Trimethylbenzene, ug/L	0.00	0.00	0.00	0.00	0.00	0.00	0.00	0.00	0.00	0.00	0.00	0.00	0.00	0.00	0.00
1,3,5-Trimethylbenzene, ug/L	0.00	0.00	0.00	0.00	0.00	0.00	0.00	0.00	0.00	0.00	0.00	0.00	0.00	0.00	0.00
Naphthalene, ug/L	23.00	0.00	0.00	35.00	0.00	0.00	97.60	0.01	0.01	4.70	0.00	0.01	0.00	0.00	0.01
Diesel Range Organics, mg/L	41.00	0.59	0.59	45.00	0.65	1.24	1524.00	83.88	85.12	376.00	20.70	105.82	33.00	1.82	107.64
Gasoline Range Organics, mg/L	0.15	0.00	0.00	0.11	0.00	0.00	105.15	5.79	5.79	0.17	0.01	5.80	0.05	0.00	5.80

KENNECOTT URANIUM COMPANY
CATCHMENT BASIN MONITORING WELLS
Constituents Removed from the Perched Aquifer and Pumped Back into the Tailings Cell

TMW-90									
CONTAMINANTS REMOVED									
DATE FS	11-Apr-05			18-Jul-05			5-Oct-05		
(Started pumping 8/26/03)		VOLUME	CUMULATIVE		VOLUME	CUMULATIVE		VOLUME	CUMULATIVE
GALLONAGE		1231.00	52459.00		1231.00	53690.00		1231.00	54921.00
CONSTITUENTS	ANALYSIS	QUANTITY REMOVED	QUANTITY REMOVED	ANALYSIS	QUANTITY REMOVED	QUANTITY REMOVED	ANALYSIS	QUANTITY REMOVED	QUANTITY REMOVED
	(PPM)	(KG)	(KG)	(PPM)	(KG)	(KG)	(PPM)	(KG)	(KG)
MAJOR IONS									
Bicarbonate	4.00	0.02	1.40	2.00	0.01	1.41	3.00	0.01	1.42
Calcium	191.00	0.89	32.18	183.00	0.85	33.03	257.00	1.20	34.23
Carbonate	0.00	0.00	0.00	0.00	0.00	0.00	0.00	0.00	0.00
Chloride	35.00	0.16	6.89	29.00	0.14	7.02	43.00	0.20	7.22
Fluoride	0.20	0.00	0.05	0.20	0.00	0.05	0.20	0.00	0.05
Magnesium	32.70	0.15	5.31	30.00	0.14	5.45	37.90	0.18	5.63
Nitrate-N (NO3)	0.00	0.00	0.00	0.00	0.00	0.00	0.00	0.00	0.00
Potassium	5.80	0.03	1.06	4.80	0.02	1.08	5.50	0.03	1.10
Silica	34.00	0.16	8.96	50.00	0.23	9.20	38.00	0.18	9.37
Sodium	54.10	0.25	9.25	55.10	0.26	9.51	67.90	0.32	9.82
Sulfate	756.00	3.52	123.62	671.00	3.13	126.75	904.00	4.21	130.96
Total Dissolved Solids	1180.00	5.50	200.20	1080.00	5.03	205.23	1410.00	6.57	211.80
TRACE METALS									
Aluminum	0.10	0.00	0.05	0.40	0.00	0.05	0.30	0.00	0.05
Arsenic	0.00	0.00	0.00	0.00	0.00	0.00	0.00	0.00	0.00
Barium	0.00	0.00	0.00	0.00	0.00	0.00	0.00	0.00	0.00
Beryllium	0.00	0.00	0.00	0.00	0.00	0.00	0.00	0.00	0.00
Boron	0.00	0.00	0.02	0.00	0.00	0.02	0.00	0.00	0.02
Cadmium	0.00	0.00	0.00	0.00	0.00	0.00	0.00	0.00	0.00
Chromium	0.00	0.00	0.00	0.00	0.00	0.00	0.00	0.00	0.00
Cobalt	0.07	0.00	0.01	0.07	0.00	0.01	0.09	0.00	0.01
Copper	0.00	0.00	0.00	0.04	0.00	0.00	0.03	0.00	0.00
Cyanide	0.00	0.00	0.00	0.00	0.00	0.00	0.00	0.00	0.00
Iron	16.70	0.08	4.58	19.30	0.09	4.67	13.60	0.06	4.74
Lead	0.00	0.00	0.00	0.00	0.00	0.00	0.00	0.00	0.00
Manganese	1.52	0.01	0.21	1.30	0.01	0.22	1.62	0.01	0.23
Mercury	0.00	0.00	0.00	0.00	0.00	0.00	0.00	0.00	0.00
Molybdenum	0.00	0.00	0.00	0.00	0.00	0.00	0.00	0.00	0.00
Nickel	0.09	0.00	0.01	0.09	0.00	0.02	0.11	0.00	0.02
Selenium	0.01	0.00	0.00	0.01	0.00	0.00	0.01	0.00	0.00
Silver	0.00	0.00	0.00	0.00	0.00	0.00	0.00	0.00	0.00
Thallium	0.00	0.00	0.00	0.00	0.00	0.00	0.00	0.00	0.00
Vanadium	0.00	0.00	0.00	0.00	0.00	0.00	0.00	0.00	0.00
Zinc	0.43	0.00	0.09	0.36	0.00	0.09	0.46	0.00	0.09
RADIOMETRICS									
Uranium, Natural (mg/L)	0.08	0.00	0.03	0.54	0.00	0.03	0.20	0.00	0.03
VOLATILE ORGANIC COMPOUNDS									
1,1,1-Trichloroethane, ug/L	0.00	0.00	0.00	0.00	0.00	0.00	0.00	0.00	0.00
1,2,4-Trimethylbenzene, ug/L	0.00	0.00	0.00	0.00	0.00	0.00	0.00	0.00	0.00
1,3,5-Trimethylbenzene, ug/L	0.00	0.00	0.00	0.00	0.00	0.00	0.00	0.00	0.00
Naphthalene, ug/L	3.10	0.00	0.01	0.00	0.00	0.01	0.00	0.00	0.01
Diesel Range Organics, mg/L	15.50	0.07	107.71	11.00	0.05	107.76	13.00	0.06	107.82
Gasoline Range Organics, mg/L	0.51	0.00	5.81	0.00	0.00	5.81	0.04	0.00	5.81

KENNECOTT URANIUM COMPANY
CATCHMENT BASIN MONITORING WELLS
Constituents Removed from the Perched Aquifer and Pumped Back into the Tailings Cell

TMW 105										Restarted 3/15 - Shut down 11/14/05		
CONTAMINANTS REMOVED												
DATE FS	12-Apr-04			13-Jul-04			12-Oct-04			11-Apr-05		
(Started pumping 3/23/04)		VOLUME	CUMULATIVE		VOLUME	CUMULATIVE		VOLUME	CUMULATIVE		VOLUME	CUMULATIVE
GALLONAGE		9417.67	9417.67		9417.67	18835.33		9417.67	28253.00		1780.75	30033.75
CONSTITUENTS	ANALYSIS	QUANTITY REMOVED	QUANTITY REMOVED	ANALYSIS	QUANTITY REMOVED	QUANTITY REMOVED	ANALYSIS	QUANTITY REMOVED	QUANTITY REMOVED	ANALYSIS	QUANTITY REMOVED	QUANTITY REMOVED
	(PPM)	(KG)	(KG)	(PPM)	(KG)	(KG)	(PPM)	(KG)	(KG)	(PPM)	(KG)	(KG)
MAJOR IONS												
Bicarbonate	1.90	0.07	0.07	0.00	0.00	0.07	0.00	0.00	0.07	0.00	0.00	0.07
Calcium	303.00	10.80	10.80	334.00	11.91	22.71	328.00	11.69	34.40	333.00	2.24	36.65
Carbonate	0.00	0.00	0.00	0.00	0.00	0.00	0.00	0.00	0.00	0.00	0.00	0.00
Chloride	67.30	2.40	2.40	56.00	2.00	4.40	66.00	2.35	6.75	84.00	0.57	7.31
Fluoride	0.40	0.01	0.01	0.40	0.01	0.03	0.40	0.01	0.04	0.40	0.00	0.05
Magnesium	51.40	1.83	1.83	62.90	2.24	4.07	49.60	1.77	5.84	54.00	0.36	6.21
Nitrate-N (NO3)	0.00	0.00	0.00	0.00	0.00	0.00	0.00	0.00	0.00	0.00	0.00	0.00
Potassium	6.50	0.23	0.23	6.00	0.21	0.45	6.90	0.25	0.69	7.20	0.05	0.74
Silica	53.10	1.89	1.89	51.00	1.82	3.71	53.00	1.89	5.60	50.00	0.34	5.94
Sodium	73.00	2.60	2.60	92.00	3.28	5.88	70.00	2.50	8.38	84.00	0.57	8.94
Sulfate	1160.00	41.35	41.35	1290.00	45.99	87.34	1060.00	37.79	125.13	1210.00	8.16	133.29
Total Dissolved Solids	1880.00	67.02	67.02	2330.00	83.06	150.09	1850.00	65.95	216.04	2080.00	14.02	230.06
TRACE METALS												
Aluminum	2.40	0.09	0.09	2.90	0.10	0.19	2.80	0.10	0.29	3.70	0.02	0.31
Arsenic	0.00	0.00	0.00	0.00	0.00	0.00	0.00	0.00	0.00	0.00	0.00	0.00
Barium	0.00	0.00	0.00	0.00	0.00	0.00	0.00	0.00	0.00	0.00	0.00	0.00
Beryllium	0.00	0.00	0.00	0.00	0.00	0.00	0.00	0.00	0.00	0.00	0.00	0.00
Boron	0.16	0.01	0.01	0.20	0.01	0.01	0.20	0.01	0.02	0.00	0.00	0.02
Cadmium	0.00	0.00	0.00	0.00	0.00	0.00	0.00	0.00	0.00	0.00	0.00	0.00
Chromium	0.00	0.00	0.00	0.01	0.00	0.00	0.00	0.00	0.00	0.00	0.00	0.00
Cobalt	0.14	0.00	0.00	0.16	0.01	0.01	0.15	0.01	0.02	0.18	0.00	0.02
Copper	0.01	0.00	0.00	0.03	0.00	0.00	0.02	0.00	0.00	0.02	0.00	0.00
Cyanide	0.00	0.00	0.00	0.00	0.00	0.00	0.00	0.00	0.00	0.00	0.00	0.00
Iron	50.50	1.80	1.80	50.00	1.78	3.58	49.10	1.75	5.33	58.30	0.39	5.73
Lead	0.04	0.00	0.00	0.00	0.00	0.00	0.04	0.00	0.00	0.05	0.00	0.00
Manganese	2.26	0.08	0.08	2.54	0.09	0.17	2.58	0.09	0.26	3.07	0.02	0.28
Mercury	0.00	0.00	0.00	0.00	0.00	0.00	0.00	0.00	0.00	0.00	0.00	0.00
Molybdenum	0.00	0.00	0.00	0.00	0.00	0.00	0.00	0.00	0.00	0.00	0.00	0.00
Nickel	0.13	0.00	0.00	0.15	0.01	0.01	0.17	0.01	0.02	0.19	0.00	0.02
Selenium	0.01	0.00	0.00	0.02	0.00	0.00	0.02	0.00	0.00	0.05	0.00	0.00
Silver	0.00	0.00	0.00	0.00	0.00	0.00	0.00	0.00	0.00	0.00	0.00	0.00
Thallium	0.00	0.00	0.00	0.00	0.00	0.00	0.00	0.00	0.00	0.00	0.00	0.00
Vanadium	0.00	0.00	0.00	0.00	0.00	0.00	0.00	0.00	0.00	0.00	0.00	0.00
Zinc	0.43	0.02	0.02	0.77	0.03	0.04	0.74	0.03	0.07	0.70	0.00	0.07
RADIOMETRICS												
Uranium, Natural (mg/L)	1.27	0.05	0.05	1.02	0.04	0.08	1.10	0.04	0.12	0.86	0.01	0.13
VOLATILE ORGANIC COMPOUNDS												
1,1,1-Trichloroethane, ug/L	0.00	0.00	0.00	0.00	0.00	0.00	14.15	0.00	0.00	0.00	0.00	0.00
1,2,4-Trimethylbenzene, ug/L	0.00	0.00	0.00	1.30	0.00	0.00	1.25	0.00	0.00	0.00	0.00	0.00
Methyl ethyl ketone, ug/L	25.00	0.00	0.00	23.50	0.00	0.00	0.00	0.00	0.00	0.00	0.00	0.00
Naphthalene, ug/L	39.33	0.00	0.00	18.20	0.00	0.00	48.33	0.00	0.00	57.00	0.00	0.00
Diesel Range Organics, mg/L	83.00	2.96	2.96	20.07	0.72	3.67	239.67	8.54	12.22	305.00	2.06	14.27
Gasoline Range Organics, mg/L	0.10	0.00	0.00	0.08	0.00	0.01	0.14	0.00	0.01	0.17	0.00	0.01

KENNECOTT URANIUM COMPANY
CATCHMENT BASIN MONITORING WELLS
Constituents Removed from the Perched Aquifer and Pumped Back into the Tailings Cell

TMW 105									
CONTAMINANTS REMOVED									
DATE FS	18-Jul-05			05-Oct-05			31-Oct-05		
(Started pumping 3/23/04)		VOLUME	CUMULATIVE		VOLUME	CUMULATIVE		VOLUME	CUMULATIVE
GALLONAGE		1780.75	31814.50		1780.75	33595.25		1780.75	35376.00
CONSTITUENTS	ANALYSIS	QUANTITY REMOVED	QUANTITY REMOVED	ANALYSIS	QUANTITY REMOVED	QUANTITY REMOVED	ANALYSIS	QUANTITY REMOVED	QUANTITY REMOVED
	(PPM)	(KG)	(KG)	(PPM)	(KG)	(KG)	(PPM)	(KG)	(KG)
MAJOR IONS									
Bicarbonate	0.00	0.00	0.07	3.00	0.02	0.09	0.00	0.00	0.09
Calcium	429.00	2.89	39.54	406.00	2.74	42.28	427.00	2.88	45.15
Carbonate	0.00	0.00	0.00	0.00	0.00	0.00	0.00	0.00	0.00
Chloride	113.00	0.76	8.08	118.00	0.80	8.87	128.00	0.86	9.73
Fluoride	0.40	0.00	0.05	0.50	0.00	0.05	0.00	0.00	0.05
Magnesium	64.80	0.44	6.64	67.30	0.45	7.10	68.70	0.46	7.56
Nitrate-N (NO3)	0.00	0.00	0.00	0.00	0.00	0.00	0.00	0.00	0.00
Potassium	6.40	0.04	0.78	7.00	0.05	0.83	7.20	0.05	0.88
Silica	55.00	0.37	6.31	52.00	0.35	6.66	51.00	0.34	7.00
Sodium	106.00	0.71	9.66	107.00	0.72	10.38	104.00	0.70	11.08
Sulfate	1490.00	10.04	143.33	1440.00	9.71	153.04	1500.00	10.11	163.15
Total Dissolved Solids	2430.00	16.38	246.44	2420.00	16.31	262.75	2400.00	16.18	278.93
TRACE METALS									
Aluminum	3.50	0.02	0.34	2.80	0.02	0.36	2.60	0.02	0.37
Arsenic	0.00	0.00	0.00	0.00	0.00	0.00	0.00	0.00	0.00
Barium	0.00	0.00	0.00	0.00	0.00	0.00	0.00	0.00	0.00
Beryllium	0.00	0.00	0.00	0.00	0.00	0.00	0.00	0.00	0.00
Boron	0.10	0.00	0.02	0.10	0.00	0.02	0.20	0.00	0.02
Cadmium	0.00	0.00	0.00	0.00	0.00	0.00	0.00	0.00	0.00
Chromium	0.00	0.00	0.00	0.00	0.00	0.00	0.00	0.00	0.00
Cobalt	0.19	0.00	0.02	0.20	0.00	0.02	0.20	0.00	0.02
Copper	0.04	0.00	0.00	0.03	0.00	0.00	0.03	0.00	0.00
Cyanide	0.00	0.00	0.00	0.00	0.00	0.00	0.00	0.00	0.00
Iron	57.50	0.39	6.11	57.50	0.39	6.50	56.80	0.38	6.88
Lead	0.04	0.00	0.00	0.03	0.00	0.00	0.03	0.00	0.00
Manganese	3.21	0.02	0.31	3.22	0.02	0.33	3.42	0.02	0.35
Mercury	0.00	0.00	0.00	0.00	0.00	0.00	0.00	0.00	0.00
Molybdenum	0.00	0.00	0.00	0.00	0.00	0.00	0.00	0.00	0.00
Nickel	0.21	0.00	0.02	0.20	0.00	0.02	0.23	0.00	0.02
Selenium	0.06	0.00	0.00	0.08	0.00	0.00	0.09	0.00	0.00
Silver	0.00	0.00	0.00	0.00	0.00	0.00	0.00	0.00	0.00
Thallium	0.00	0.00	0.00	0.00	0.00	0.00	0.00	0.00	0.00
Vanadium	0.00	0.00	0.00	0.00	0.00	0.00	0.00	0.00	0.00
Zinc	0.72	0.00	0.08	0.67	0.00	0.08	0.67	0.00	0.09
RADIOMETRICS									
Uranium, Natural (mg/L)	1.63	0.01	0.14	0.84	0.01	0.14	1.02	0.01	0.15
VOLATILE ORGANIC COMPOUNDS									
1,1,1-Trichloroethane, ug/L	2.90	0.00	0.00	4.10	0.00	0.00	1.90	0.00	0.00
1,2,4-Trimethylbenzene, ug/L	3.00	0.00	0.00	3.00	0.00	0.00	2.70	0.00	0.00
Methyl ethyl ketone, ug/L	0.00	0.00	0.00	0.00	0.00	0.00	0.00	0.00	0.00
Naphthalene, ug/L	59.50	0.00	0.00	62.00	0.00	0.00	0.66	0.00	0.00
Diesel Range Organics, mg/L	90.00	0.61	14.88	110.00	0.74	15.62	52.00	0.35	15.97
Gasoline Range Organics, mg/L	0.11	0.00	0.01	0.17	0.00	0.01	0.13	0.00	0.02