

**DIAGRAMS AND DATA SHEETS  
FOR RADIOLOGICAL SURVEYS OF BUILDINGS**

**JULY 20, 2000**

**VOLUME 6 OF 7**

**WESTINGHOUSE ELECTRIC CORPORATION  
BLAIRSVILLE, PA**

**REPORT #003**

**DIAGRAMS AND DATA SHEETS  
FOR RADIOLOGICAL SURVEYS OF BUILDINGS**

**TABLE OF CONTENTS**

	<u>Page Number</u>
Purpose	1
Scope	1
Discussion	1
Appendix A: Site Diagrams	
Appendix B: Survey Unit 1 Diagrams	
Appendix C: Survey Unit 2 Diagrams	
Appendix D: Survey Unit 3 Diagrams	
Appendix E: Survey Unit 4 Diagrams	
Appendix F: Original Radiological Survey Data Sheets Building 1	
Appendix G: Original Radiological Survey Data Sheets Building 2	
Appendix H: Original Radiological Survey Data Sheets Building 3	
Appendix I: Original Radiological Survey Data Sheets Building 4	

## DIAGRAMS AND DATA SHEETS FOR RADIOLOGICAL SURVEYS OF BUILDINGS

### Purpose

The Westinghouse Blairsville Site utilized nuclear materials during the period of the mid to late 1950's to the early part of the 1960's. Work was performed both under licenses with the atomic Energy Commission and for the Bettis Atomic Power Laboratory. Although all work ceased during the 1960's, subsequent radiological surveys and investigations, starting in 1993, established that some residual radioactivity, primarily in underground piping and subsurface soil contamination, existed on the site. During the period of 1993 through the present, additional remediation work and radiological surveys have been conducted to establish that the site can be released for unrestricted use. This series of reports documents the results of the final status radiological surveys subsequent to the various remediation efforts.

### Scope

This report compiles all of the building diagrams, both site maps and individual survey section maps. Also included are all of the original radiological survey data sheets used in the final unconditional building release analysis.

### Discussion

Blairsville site diagrams included in Appendix A, give an overall view of the structures and some of the internals relevant to the overall report. The building internals in this appendix give an equipment layout of the office areas in Building 1. Also included is an example survey sample grid, applied to Building 1, following the procedure found in Report #006. Finally, a site-sectioning diagram showing the survey sections and units is provided.

Appendices B, C, D, and E include all sub-unit diagrams for survey units 1, 2, 3, and 4 respectively. These diagrams are sorted in consecutive order within each appendix. Appendices F, G, H, and I contain the original radiological survey data sheets for buildings 1, 2, 3, and 4 respectively. These appendices are arranged in consecutive order per the survey serial numbers and each contains the "Blairsville Point Survey Form #003". Many surveys also contain a "LB5100-W Low Background Counting System – Smear Analysis" printout, and/or a respective location diagram.

**DIAGRAMS AND DATA SHEETS  
FOR RADIOLOGICAL SURVEYS OF BUILDINGS**

List of Volume Contents

<u>Vol.</u>	<u>Appendix</u>	<u>Contents</u>
1.	Appendix A:	Site Diagrams
	Appendix B:	Survey Unit 1 Diagrams
	Appendix C:	Survey Unit 2 Diagrams
	Appendix D:	Survey Unit 3 Diagrams
	Appendix E:	Survey Unit 4 Diagrams
2.	Appendix F:	Data Sheets for Building 1, Survey Serial #: 001-100
3.	Appendix F:	Data Sheets for Building 1, Survey Serial #: 101-200
4.	Appendix F:	Data Sheets for Building 1, Survey Serial #: 201-300
5.	Appendix F:	Data Sheets for Building 1, Survey Serial #: 301-400
6.	Appendix F:	Data Sheets for Building 1, Survey Serial #: 401-486
7.	Appendix G:	Data Sheets for Building 2, Survey Serial #: 001-057
	Appendix H:	Data Sheets for Building 3, Survey Serial #: 001-028
	Appendix I:	Data Sheets for Building 4, Survey Serial #: 001-018

## **APPENDIX B**

### **SURVEY UNIT 1 DIAGRAMS**

# Blairsville Point Survey Form #003

Survey Serial #:	01-001
Survey Section:	1
Survey Unit:	5
Survey Sub-unit:	1

Alpha Survey Instruments				
Inst. S/N	Inst. Code	Eff. %	Corr. Fac.	Bkg. CPM
1578	48	18.3	5.46	2


Beta Survey Instruments				
Inst. S/N	Inst. Code	Eff. %	Corr. Fac.	Bkg. CPM
1641	49	30.9	3.24	255

Gamma or Beta/Gamma Instruments			
Inst. S/N	Inst. Code	Bkg.	Detection Type
234	23	7	Gamma
1522	22	0.013	Beta / Gamma

Classification:	5
Survey Type:	LOWER
Survey Date:	7/8/95
Count Date:	8/31/95

Alpha Counting Instruments				
Inst. S/N	Inst. Code	Eff. %	Corr. Fac.	Bkg. CPM
13295	2	33.96	2.94	0.34

Beta Counting Instruments				
Inst. S/N	Inst. Code	Eff. %	Corr. Fac.	Bkg. CPM
13295	3	37.6	2.66	1.68

Surveyor:	V. TAYLOR/J. GEMZA
Signature:	

Surface Description	Coordinates		Gamma at 1m	Gamma Inst.	Beta/Gamma Contact	Beta/Gamma	Contact Gross 1 min. Count	Alpha Inst.	Contact Gross 1 min. Count	Beta Inst.	Scan Contact Gross CPM		Removable DPM/100 cm2	Alpha Count	Removable DPM/100 cm2	Beta Count	Comments
	X	Y	uR/hr	Code	mR/hr	Code	Alpha	Code	Beta	Code	Max Beta	Avg Beta	Alpha	Code	Beta	Code	
CONCRETE	1	-1	6	23	0.006	22	0	48	277	49	315	260	0.48	2	3.51	3	SCABBLED CONCRETE
CONCRETE	2	-1	7	23	0.012	22	1	48	248	49	350	250	-0.99	2	0.85	3	SCABBLED CONCRETE
METAL	3	-1	7	23	0.014	22	1	48	228	49	387	230	-0.99	2	-0.47	3	SCABBLED CONCRETE
CONCRETE	1	-2	7	23	0.01	22	5	48	247	49	320	240	-0.99	2	-4.46	3	SCABBLED CONCRETE
CONCRETE	2	-2	5	23	0.014	22	3	48	487	49	403	240	-0.99	2	-3.13	3	SCABBLED CONCRETE
CONCRETE	3	-2	7	23	0.006	22	2	48	255	49	397	240	-0.99	2	0.85	3	SCABBLED CONCRETE
CONCRETE	1	-3	7	23	0.009	22	3	48	279	49	307	220	0.48	2	-0.47	3	SCABBLED CONCRETE
CONCRETE	2	-3	6	23	0.01	22	0	48	281	49	300	240	-0.99	2	-4.46	3	SCABBLED CONCRETE
CONCRETE	3	-3	7	23	0.007	22	2	48	221	49	326	210	0.48	2	0.85	3	SCABBLED CONCRETE
CONCRETE	1	-4	7	23	0.011	22	3	48	254	49	264	220	0.48	2	-4.46	3	SCABBLED CONCRETE
CONCRETE	2	-4	7	23	0.01	22	1	48	241	49	321	230	0.48	2	0.85	3	SCABBLED CONCRETE
CONCRETE	3	-4	7	23	0.006	22	3	48	224	49	371	240	-0.99	2	3.51	3	SCABBLED CONCRETE
CONCRETE	1	-5	6	23	0.013	22	1	48	251	49	362	280	0.48	2	-0.47	3	SCABBLED CONCRETE
CONCRETE	2	-5	7	23	0.009	22	2	48	228	49	319	240	-0.99	2	-0.47	3	SCABBLED CONCRETE
CONCRETE	3	-5	7	23	0.009	22	1	48	244	49	340	250	-0.99	2	-0.47	3	SCABBLED CONCRETE
CONCRETE	1	-6	7	23	0.009	22	1	48	238	49	298	210	-0.99	2	2.18	3	SCABBLED CONCRETE
CONCRETE	2	-6	6	23	0.013	22	0	48	258	49	298	220	0.48	2	-0.47	3	SCABBLED CONCRETE
CONCRETE	3	-6	6	23	0.014	22	2	48	259	49	282	240	-0.99	2	-1.80	3	SCABBLED CONCRETE
CONCRETE	1	-7	6	23	0.012	22	3	48	249	49	347	240	0.48	2	-3.13	3	SCABBLED CONCRETE
CONCRETE	2	-7	6	23	0.008	22	0	48	233	49	297	220	0.48	2	-0.47	3	SCABBLED CONCRETE
CONCRETE	3	-7	6	23	0.012	22	1	48	306	49	370	210	0.48	2	-1.80	3	SCABBLED CONCRETE
CONCRETE	1	-8	6	23	0.011	22	2	48	239	49	278	220	0.48	2	-0.47	3	SCABBLED CONCRETE
CONCRETE	2	-8	7	23	0.009	22	4	48	233	49	334	240	0.48	2	0.85	3	SCABBLED CONCRETE

## Blairsville Point Survey Form #003

Survey Serial #:	01-401
Survey Section:	1
Survey Unit:	5
Survey Sub-unit:	1

Alpha Survey Instruments				
Inst. S/N	Inst. Code	Eff. %	Corr. Fac.	Bkg. CPM
1578	48	18.3	5.46	2


Beta Survey Instruments				
Inst. S/N	Inst. Code	Eff. %	Corr. Fac.	Bkg. CPM
1641	49	30.9	3.24	255

Gamma or Beta/Gamma Instruments			
Inst. S/N	Inst. Code	Bkg.	Detection Type
234	23	7	Gamma
1522	22	0.013	Beta / Gamma

Classification:	5
Survey Type:	LOWER
Survey Date:	7/8/95
Count Date:	8/31/95

Alpha Counting Instruments				
Inst. S/N	Inst. Code	Eff. %	Corr. Fac.	Bkg. CPM
13295	2	33.96	2.94	0.34

Beta Counting Instruments				
Inst. S/N	Inst. Code	Eff. %	Corr. Fac.	Bkg. CPM
13295	3	37.6	2.66	1.68

Surveyor:	V.TAYLOR/J.GEMZA
Signature:	

Surface Description	Coordinates		Gamma at 1m	Gamma Inst.	Beta/Gamma Contact	Beta/Gamma Code	Contact Gross 1 min. Count	Alpha Inst. Code	Contact Gross 1 min. Count	Beta Inst. Code	Scan Contact Gross CPM		Removable DPM/100 cm2	Alpha Count Code	Removable DPM/100 cm2	Beta Count Code	Comments
	X	Y	uR/hr	Code	mR/hr	Code	Alpha	Beta	Code	Max Beta	Avg Beta	Alpha	Beta	Beta			
CONCRETE	3	-8	7	23	0.018	22	1	48	283	49	659	230	-0.99	2	-1.80	3	SCABBLED CONCRETE
CONCRETE	1	-9	6	23	0.008	22	4	48	237	49	346	240	1.96	2	-1.80	3	SCABBLED CONCRETE
CONCRETE	2	-9	7	23	0.009	22	3	48	242	49	341	220	-0.99	2	-3.13	3	SCABBLED CONCRETE
CONCRETE	3	-9	7	23	0.016	22	0	48	234	49	346	220	-0.99	2	0.85	3	SCABBLED CONCRETE
CONCRETE	1	-10	7	23	0.012	22	3	48	223	49	353	230	-0.99	2	3.51	3	SCABBLED CONCRETE
CONCRETE	2	-10	7	23	0.011	22	1	48	223	49	356	230	0.48	2	-1.80	3	SCABBLED CONCRETE
CONCRETE	3	-10	7	23	0.011	22	2	48	244	49	306	220		2		3	SCABBLED CONCRETE

**LB5100-W Low Background Counting System -- Smear Analysis**

Date: 8/31/95  
 Counting Unit id: 1  
 Data file name: C:\LBXL\UNIT1\B01-401.XLD  
 Batch Ended: 8/31/95 15:04  
 Crosstalk Correction: Not Applied

Alpha activity action level (DPM): 20.00  
 Beta activity action level (DPM): 200.00  
 Certainty level for MDA and flags: 95.00%  
 High Voltage Setting: 1440

Application Revision: 3  
 Application Version: Standard

Alpha efficiency log file: th230ab  
 Alpha Efficiency: 33.96%  
 Alpha to Beta Crosstalk: 24.36%  
 Alpha Background (CPM): 0.335714286  
 Alpha Correction Factor: 1.000

Beta efficiency log file: tc99ab  
 Beta Efficiency: 37.60%  
 Beta into Alpha Crosstalk: 0.17%  
 Beta Background (CPM): 1.678571429  
 Beta Correction Factor: 1.000

Batch ID: BLAIRSVILLE 1-5-1

Carrier	Alpha Activity				Beta Activity				Count time (min)	Alpha CPM	Beta CPM	Completion Date - Time
	DPM	$\sigma$	flags	MDA	DPM	$\sigma$	flags	MDA				
1	0.484	1.48	<MDA	7.98	3.51	3.27	<MDA	11.67	2.00	0.164	1.32	8/31/95 14:00
2	-0.989	1.48	<MDA	7.98	0.85	2.68	<MDA	11.67	2.00	-0.336	0.32	8/31/95 14:02
3	-0.989	1.48	<MDA	7.98	-0.47	2.32	<MDA	11.67	2.00	-0.336	-0.18	8/31/95 14:04
4	-0.989	1.48	<MDA	7.98	-4.46	1.36	<MDA	11.67	2.00	-0.336	-1.68	8/31/95 14:06
5	-0.989	1.48	<MDA	7.98	-3.13	1.36	<MDA	11.67	2.00	-0.336	-1.18	8/31/95 14:09
6	-0.989	1.48	<MDA	7.98	0.85	2.68	<MDA	11.67	2.00	-0.336	0.32	8/31/95 14:11
7	0.484	1.48	<MDA	7.98	-0.47	2.32	<MDA	11.67	2.00	0.164	-0.18	8/31/95 14:13
8	-0.989	1.48	<MDA	7.98	-4.46	1.36	<MDA	11.67	2.00	-0.336	-1.68	8/31/95 14:15
9	0.484	1.48	<MDA	7.98	0.85	2.68	<MDA	11.67	2.00	0.164	0.32	8/31/95 14:17
10	0.484	1.48	<MDA	7.98	-4.46	1.36	<MDA	11.67	2.00	0.164	-1.68	8/31/95 14:20
11	0.484	1.48	<MDA	7.98	0.85	2.68	<MDA	11.67	2.00	0.164	0.32	8/31/95 14:22
12	-0.989	1.48	<MDA	7.98	3.51	3.27	<MDA	11.67	2.00	-0.336	1.32	8/31/95 14:24
13	0.484	1.48	<MDA	7.98	-0.47	2.32	<MDA	11.67	2.00	0.164	-0.18	8/31/95 14:26
14	-0.989	1.48	<MDA	7.98	-0.47	2.32	<MDA	11.67	2.00	-0.336	-0.18	8/31/95 14:28
15	-0.989	1.48	<MDA	7.98	-0.47	2.32	<MDA	11.67	2.00	-0.336	-0.18	8/31/95 14:31
16	-0.989	1.48	<MDA	7.98	2.18	2.99	<MDA	11.67	2.00	-0.336	0.82	8/31/95 14:33
17	0.484	1.48	<MDA	7.98	-0.47	2.32	<MDA	11.67	2.00	0.164	-0.18	8/31/95 14:35
18	-0.989	1.48	<MDA	7.98	-1.80	1.90	<MDA	11.67	2.00	-0.336	-0.68	8/31/95 14:37
19	0.484	1.48	<MDA	7.98	-3.13	1.36	<MDA	11.67	2.00	0.164	-1.18	8/31/95 14:39
20	0.484	1.48	<MDA	7.98	-0.47	2.32	<MDA	11.67	2.00	0.164	-0.18	8/31/95 14:42
31	0.484	1.48	<MDA	7.98	-1.80	1.90	<MDA	11.67	2.00	0.164	-0.68	8/31/95 14:44
32	0.484	1.48	<MDA	7.98	-0.47	2.32	<MDA	11.67	2.00	0.164	-0.18	8/31/95 14:46
33	0.484	1.48	<MDA	7.98	0.85	2.68	<MDA	11.67	2.00	0.164	0.32	8/31/95 14:48
34	-0.989	1.48	<MDA	7.98	-1.80	1.90	<MDA	11.67	2.00	-0.336	-0.68	8/31/95 14:50



**LB5100-W Low Background Counting System – Smear Analysis**

Date: 8/31/95  
 Counting Unit id: 1  
 Data file name: C:\LBXL\UNIT1\B01-401.XLD  
 Batch Ended: 8/31/95 15:04  
 Crosstalk Correction: Not Applied

Alpha activity action level (DPM): 20.00  
 Beta activity action level (DPM): 200.00  
 Certainty level for MDA and flags: 95.00%  
 High Voltage Setting: 1440

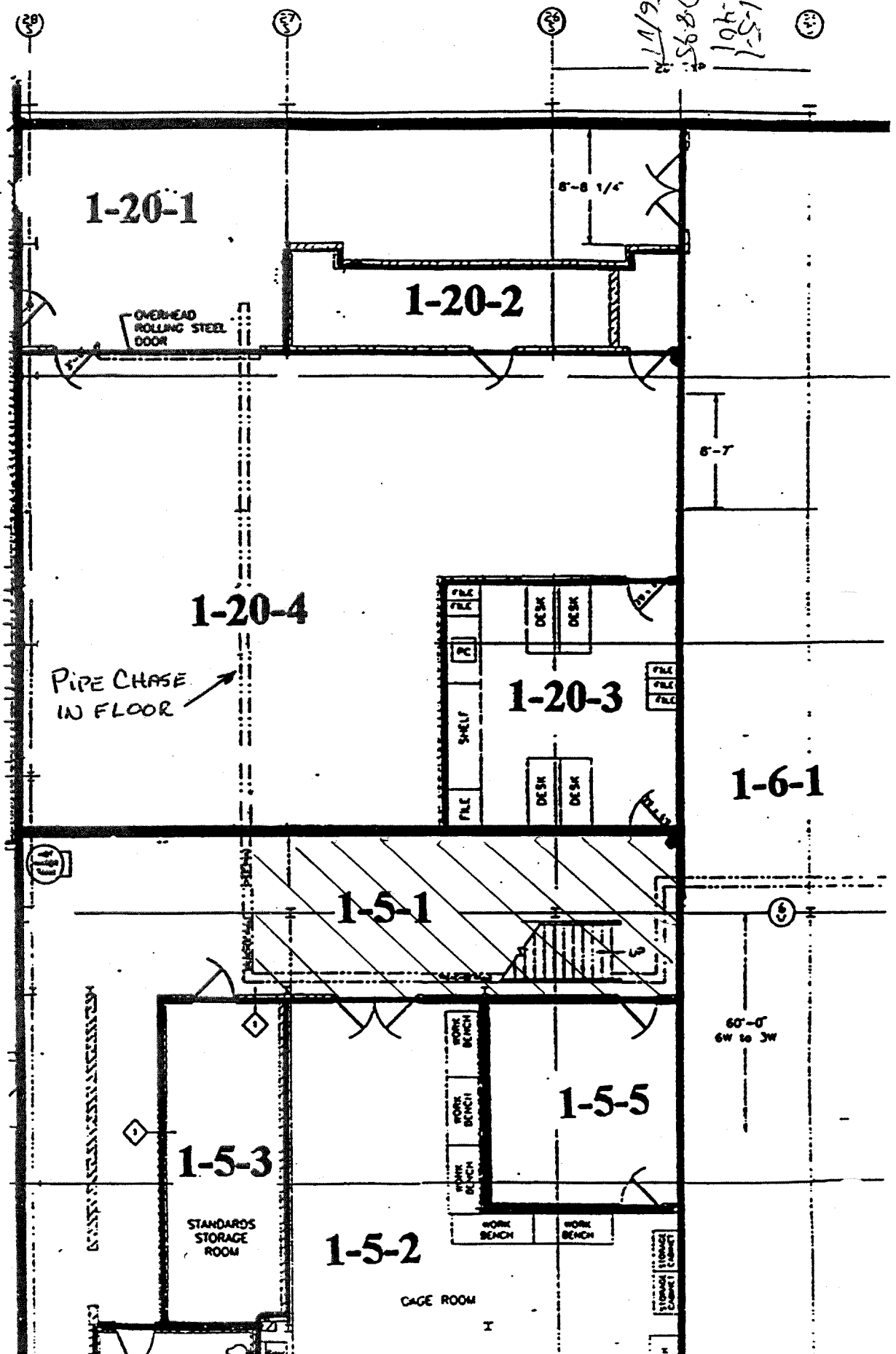
Application Revision: 3  
 Application Version: Standard

Batch ID: BLAIRSVILLE 1-5-1

Carrier	Alpha Activity				Beta Activity				Count time (min)	Alpha CPM	Beta CPM	Completion Date - Time
	DPM	$\sigma$	flags	MDA	DPM	$\sigma$	flags	MDA				
35	1.956	2.09	<MDA	7.98	-1.80	1.90	<MDA	11.67	2.00	0.664	-0.68	8/31/95 14:53
36	-0.989	1.48	<MDA	7.98	-3.13	1.36	<MDA	11.67	2.00	-0.336	-1.18	8/31/95 14:55
38	-0.989	1.48	<MDA	7.98	0.85	2.68	<MDA	11.67	2.00	-0.336	0.32	8/31/95 14:59
39	-0.989	1.48	<MDA	7.98	3.51	3.27	<MDA	11.67	2.00	-0.336	1.32	8/31/95 15:02
40	0.484	1.48	<MDA	7.98	-1.80	1.90	<MDA	11.67	2.00	0.164	-0.68	8/31/95 15:04

Alpha efficiency log file: th230ab Alpha Efficiency: 33.96% Alpha to Beta Crosstalk: 24.36% Alpha Background (CPM): 0.335714286 Alpha Correction Factor: 1.000
Beta efficiency log file: tc99ab Beta Efficiency: 37.60% Beta into Alpha Crosstalk: 0.17% Beta Background (CPM): 1.678571429 Beta Correction Factor: 1.000

UNIT: 1-5-1  
S.N.: 01-401  
DATE: 08-95  
BY: JG/VL



# Blairsville Point Survey Form #003

Survey Serial #:	01-402
Survey Section:	1
Survey Unit:	20
Survey Sub-unit:	4

Alpha Survey Instruments				
Inst. S/N	Inst. Code	Eff. %	Corr. Fac.	Bkg. CPM
1578	48	18.3	5.46	0


Beta Survey Instruments				
Inst. S/N	Inst. Code	Eff. %	Corr. Fac.	Bkg. CPM
1595	12	32.4	3.09	259
1641	49	30.9	3.24	219

Gamma or Beta/Gamma Instruments			
Inst. S/N	Inst. Code	Bkg.	Detection Type
234	23	7	Gamma
1522	22	0.011	Beta / Gamma

Classification:	5
Survey Type:	LOWER
Survey Date:	7/8/95
Count Date:	9/5/95

Alpha Counting Instruments				
Inst. S/N	Inst. Code	Eff. %	Corr. Fac.	Bkg. CPM
13295	2	33.96	2.94	0.34

Beta Counting Instruments				
Inst. S/N	Inst. Code	Eff. %	Corr. Fac.	Bkg. CPM
13295	3	37.6	2.66	1.68

Surveyor:	V.TAYLOR/J.GEMZA
Signature:	

Surface Description	Coordinates		Gamma at 1m uR/hr	Gamma Inst. Code	Beta/Gamma Contact mR/hr	Beta/Gamma Code	Contact Gross 1 min. Count Alpha	Alpha Inst. Code	Contact Gross 1 min. Count Beta	Beta Inst. Code	Scan Contact Gross CPM		Removable DPM/100 cm2 Alpha	Alpha Count Code	Removable DPM/100 cm2 Beta	Beta Count Code	Comments
	X	Y									Max Beta	Avg Beta					
CONCRETE	6	-6	7	23	0.016	22	3	48	348	12	432	330	0.48	2	3.51	3	SCABBLED CONCRETE
CONCRETE	7	-6	7	23	0.009	22	3	48	300	49	387	250	-0.99	2	2.18	3	SCABBLED CONCRETE
CONCRETE	8	-6	7	23	0.013	22	2	48	314	49	375	300	0.48	2	3.51	3	SCABBLED CONCRETE
CONCRETE	9	-6	7	23	0.015	22	5	48	299	49	326	240	1.96	2	0.85	3	SCABBLED CONCRETE
CONCRETE	10	-6	6	23	0.014	22	1	48	333	49	373	260	-0.99	2	0.85	3	SCABBLED CONCRETE
CONCRETE	11	-6	7	23	0.012	22	4	48	320	49	317	280	-0.99	2	-1.80	3	SCABBLED CONCRETE
CONCRETE	6	-7	6	23	0.012	22	2	48	418	49	397	290	3.43	2	2.18	3	SCABBLED CONCRETE
CONCRETE	7	-7	7	23	0.01	22	7	48	364	49	339	270	0.48	2	-1.80	3	SCABBLED CONCRETE
CONCRETE	8	-7	6	23	0.012	22	3	48	353	49	389	280	1.96	2	-3.13	3	SCABBLED CONCRETE
CONCRETE	9	-7	7	23	0.014	22	1	48	410	49	358	260	-0.99	2	-1.80	3	SCABBLED CONCRETE
CONCRETE	10	-7	7	23	0.009	22	0	48	400	49	299	250	-0.99	2	-0.47	3	SCABBLED CONCRETE
CONCRETE	11	-7	6	23	0.015	22	6	48	379	49	717	300	0.48	2	-0.47	3	SCABBLED CONCRETE
CONCRETE	6	-8	7	23	0.011	22	2	48	402	49	435	280	-0.99	2	-1.80	3	SCABBLED CONCRETE
CONCRETE	7	-8	7	23	0.009	22	4	48	412	49	361	310	0.48	2	-0.47	3	SCABBLED CONCRETE
CONCRETE	8	-8	6	23	0.009	22	3	48	459	49	330	250	0.48	2	-1.80	3	SCABBLED CONCRETE
CONCRETE	9	-8	6	23	0.017	22	4	48	418	49	357	300	-0.99	2	-0.47	3	SCABBLED CONCRETE
CONCRETE	10	-8	6	23	0.009	22	3	48	448	49	348	270	-0.99	2	-0.47	3	SCABBLED CONCRETE
CONCRETE	11	-8	7	23	0.009	22	1	48	397	49	374	290	0.48	2	3.51	3	SCABBLED CONCRETE
CONCRETE	6	-9	7	23	0.013	22	2	48	391	49	358	270	-0.99	2	-1.80	3	SCABBLED CONCRETE
CONCRETE	7	-9	6	23	0.009	22	3	48	309	49	371	260	1.96	2	-0.47	3	SCABBLED CONCRETE
CONCRETE	8	-9	7	23	0.013	22	0	48	266	49	391	300	0.48	2	0.85	3	SCABBLED CONCRETE
CONCRETE	9	-9	7	23	0.017	22	2	48	304	49	308	280	-0.99	2	-3.13	3	SCABBLED CONCRETE
CONCRETE	10	-9	7	23	0.015	22	4	48	290	49	334	260	-0.99	2	-0.47	3	SCABBLED CONCRETE

## Blairsville Point Survey Form #003

Survey Serial #:	01-402
Survey Section:	1
Survey Unit:	20
Survey Sub-unit:	4

Alpha Survey Instruments				
Inst. S/N	Inst. Code	Eff. %	Corr. Fac.	Bkg. CPM
1578	48	18.3	5.46	0


Beta Survey Instruments				
Inst. S/N	Inst. Code	Eff. %	Corr. Fac.	Bkg. CPM
1595	12	32.4	3.09	259
1641	49	30.9	3.24	219

Gamma or Beta/Gamma Instruments			
Inst. S/N	Inst. Code	Bkg.	Detection Type
234	23	7	Gamma
1522	22	0.011	Beta / Gamma

Classification:	5
Survey Type:	LOWER
Survey Date:	7/8/95
Count Date:	9/5/95

Alpha Counting Instruments				
Inst. S/N	Inst. Code	Eff. %	Corr. Fac.	Bkg. CPM
13295	2	33.96	2.94	0.34

Beta Counting Instruments				
Inst. S/N	Inst. Code	Eff. %	Corr. Fac.	Bkg. CPM
13295	3	37.6	2.66	1.68

Surveyor:	V. TAYLOR/J. GEMZA
Signature:	

Surface Description	Coordinates		Gamma at 1m uR/hr	Gamma Inst. Code	Beta/Gamma Contact mR/hr	Beta/Gamma Code	Contact Gross 1 min. Count Alpha	Alpha Inst. Code	Contact Gross 1 min. Count Beta	Beta Inst. Code	Scan Contact Gross CPM		Removable DPM/100 cm2 Alpha	Alpha Count Code	Removable DPM/100 cm2 Beta	Beta Count Code	Comments
	X	Y									Max Beta	Avg Beta					
CONCRETE	11	-9	7	23	0.009	22	0	48	274	49	382	290	-0.99	2	-3.13	3	SCABBLED CONCRETE
CONCRETE	6	-10	6	23	0.013	22	5	48	239	49	394	220	0.48	2	-1.80	3	SCABBLED CONCRETE
CONCRETE	7	-10	7	23	0.014	22	0	48	293	49	330	270	-0.99	2	-0.47	3	SCABBLED CONCRETE
CONCRETE	8	-10	6	23	0.007	22	3	48	285	49	360	260	-0.99	2	-4.46	3	SCABBLED CONCRETE
CONCRETE	9	-10	7	23	0.009	22	2	48	324	49	433	310	-0.99	2	2.18	3	SCABBLED CONCRETE
CONCRETE	10	-10	7	23	0.009	22	2	48	294	49	392	260	1.96	2	0.85	3	SCABBLED CONCRETE
CONCRETE	11	-10	6	23	0.009	22	1	48	264	49	332	260	-0.99	2	-0.47	3	SCABBLED CONCRETE

**LB5100-W Low Background Counting System -- Smear Analysis**

Date: 9/5/95  
 Counting Unit id: 1  
 Data file name: C:\LBXL\UNIT1\B01-402.XLD  
 Batch Ended: 9/5/95 7:07  
 Crosstalk Correction: Not Applied

Alpha activity action level (DPM): 20.00  
 Beta activity action level (DPM): 200.00  
 Certainty level for MDA and flags: 95.00%  
 High Voltage Setting: 1440

Application Revision: 3  
 Application Version: Standard

Alpha efficiency log file: th230ab  
 Alpha Efficiency: 33.96%  
 Alpha to Beta Crosstalk: 24.36%  
 Alpha Background (CPM): 0.335714286  
 Alpha Correction Factor: 1.000

Beta efficiency log file: tc99ab  
 Beta Efficiency: 37.60%  
 Beta into Alpha Crosstalk: 0.17%  
 Beta Background (CPM): 1.678571429  
 Beta Correction Factor: 1.000

Batch ID: BLAIRSVILLE 1-20-4

Carrier	Alpha Activity				Beta Activity				Count time (min)	Alpha CPM	Beta CPM	Completion Date - Time
	DPM	$\sigma$	flags	MDA	DPM	$\sigma$	flags	MDA				
1	0.484	1.48	<MDA	7.98	3.51	3.27	<MDA	11.67	2.00	0.164	1.32	9/5/95 6:03
2	-0.989	1.48	<MDA	7.98	2.18	2.99	<MDA	11.67	2.00	-0.336	0.82	9/5/95 6:05
3	0.484	1.48	<MDA	7.98	3.51	3.27	<MDA	11.67	2.00	0.164	1.32	9/5/95 6:08
4	1.956	2.09	<MDA	7.98	0.85	2.68	<MDA	11.67	2.00	0.664	0.32	9/5/95 6:10
5	-0.989	1.48	<MDA	7.98	0.85	2.68	<MDA	11.67	2.00	-0.336	0.32	9/5/95 6:12
6	-0.989	1.48	<MDA	7.98	-1.80	1.90	<MDA	11.67	2.00	-0.336	-0.68	9/5/95 6:14
7	3.429	2.56	<AL	7.98	2.18	2.99	<MDA	11.67	2.00	1.164	0.82	9/5/95 6:16
8	0.484	1.48	<MDA	7.98	-1.80	1.90	<MDA	11.67	2.00	0.164	-0.68	9/5/95 6:19
9	1.956	2.09	<MDA	7.98	-3.13	1.36	<MDA	11.67	2.00	0.664	-1.18	9/5/95 6:21
10	-0.989	1.48	<MDA	7.98	-1.80	1.90	<MDA	11.67	2.00	-0.336	-0.68	9/5/95 6:23
11	-0.989	1.48	<MDA	7.98	-0.47	2.32	<MDA	11.67	2.00	-0.336	-0.18	9/5/95 6:25
12	0.484	1.48	<MDA	7.98	-0.47	2.32	<MDA	11.67	2.00	0.164	-0.18	9/5/95 6:27
13	-0.989	1.48	<MDA	7.98	-1.80	1.90	<MDA	11.67	2.00	-0.336	-0.68	9/5/95 6:30
14	0.484	1.48	<MDA	7.98	-0.47	2.32	<MDA	11.67	2.00	0.164	-0.18	9/5/95 6:32
15	0.484	1.48	<MDA	7.98	-1.80	1.90	<MDA	11.67	2.00	0.164	-0.68	9/5/95 6:34
16	-0.989	1.48	<MDA	7.98	-0.47	2.32	<MDA	11.67	2.00	-0.336	-0.18	9/5/95 6:36
17	-0.989	1.48	<MDA	7.98	-0.47	2.32	<MDA	11.67	2.00	-0.336	-0.18	9/5/95 6:39
18	0.484	1.48	<MDA	7.98	3.51	3.27	<MDA	11.67	2.00	0.164	1.32	9/5/95 6:41
19	-0.989	1.48	<MDA	7.98	-1.80	1.90	<MDA	11.67	2.00	-0.336	-0.68	9/5/95 6:43
20	1.956	2.09	<MDA	7.98	-0.47	2.32	<MDA	11.67	2.00	0.664	-0.18	9/5/95 6:45
21	0.484	1.48	<MDA	7.98	0.85	2.68	<MDA	11.67	2.00	0.164	0.32	9/5/95 6:47
22	-0.989	1.48	<MDA	7.98	-3.13	1.36	<MDA	11.67	2.00	-0.336	-1.18	9/5/95 6:49
23	-0.989	1.48	<MDA	7.98	-0.47	2.32	<MDA	11.67	2.00	-0.336	-0.18	9/5/95 6:52
24	-0.989	1.48	<MDA	7.98	-3.13	1.36	<MDA	11.67	2.00	-0.336	-1.18	9/5/95 6:54

**LB5100-W Low Background Counting System -- Smear Analysis**

Date: 9/5/95  
 Counting Unit id: 1  
 Data file name: C:\LBXL\UNIT1\B01-402.XLD  
 Batch Ended: 9/5/95 7:07  
 Crosstalk Correction: Not Applied

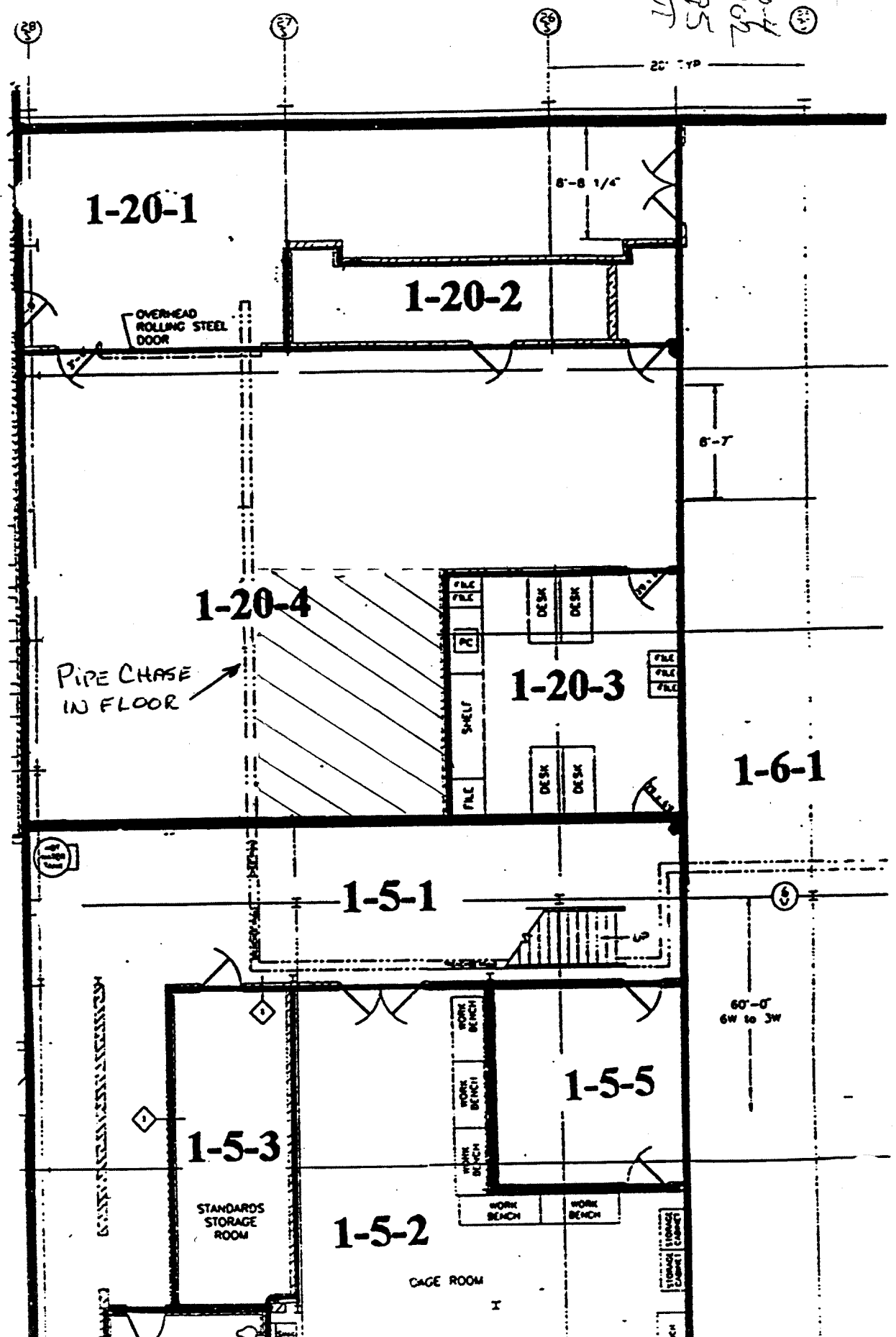
Alpha activity action level (DPM): 20.00  
 Beta activity action level (DPM): 200.00  
 Certainty level for MDA and flags: 95.00%  
 High Voltage Setting: 1440

Application Revision: 3  
 Application Version: Standard

Alpha efficiency log file: th230ab Alpha Efficiency: 33.96% Alpha to Beta Crosstalk: 24.36% Alpha Background (CPM): 0.335714286 Alpha Correction Factor: 1.000
Beta efficiency log file: tc99ab Beta Efficiency: 37.60% Beta into Alpha Crosstalk: 0.17% Beta Background (CPM): 1.678571429 Beta Correction Factor: 1.000

Batch ID: BLAIRSVILLE 1-20-4													
Carrier	Alpha Activity				Beta Activity				Count time (min)	Alpha CPM	Beta CPM	Completion Date - Time	
	DPM	$\sigma$	flags	MDA	DPM	$\sigma$	flags	MDA					
25	0.484	1.48	<MDA	7.98	-1.80	1.90	<MDA	11.67	2.00	0.164	-0.68	9/5/95 6:56	
26	-0.989	1.48	<MDA	7.98	-0.47	2.32	<MDA	11.67	2.00	-0.336	-0.18	9/5/95 6:58	
27	-0.989	1.48	<MDA	7.98	-4.46	1.36	<MDA	11.67	2.00	-0.336	-1.68	9/5/95 7:01	
28	-0.989	1.48	<MDA	7.98	2.18	2.99	<MDA	11.67	2.00	-0.336	0.82	9/5/95 7:03	
29	1.956	2.09	<MDA	7.98	0.85	2.68	<MDA	11.67	2.00	0.664	0.32	9/5/95 7:05	
30	-0.989	1.48	<MDA	7.98	-0.47	2.32	<MDA	11.67	2.00	-0.336	-0.18	9/5/95 7:07	

UNIT: 1-20-4  
S/N: 01402  
DATE: 2895  
BY: JG/MJ



# Blairsville Point Survey Form #003

Survey Serial #:	01-403
Survey Section:	1
Survey Unit:	48
Survey Sub-unit:	1

Alpha Survey Instruments				
Inst. S/N	Inst. Code	Eff. %	Corr. Fac.	Bkg. CPM
1510	6	20.8	4.81	2


Beta Survey Instruments				
Inst. S/N	Inst. Code	Eff. %	Corr. Fac.	Bkg. CPM
1593	11	36.3	2.75	361

Gamma or Beta/Gamma Instruments			
Inst. S/N	Inst. Code	Bkg.	Detection Type
1522	22	0.016	Beta / Gamma
234	23	6	Gamma

Classification:	5
Survey Type:	LOWER
Survey Date:	7/11/95
Count Date:	9/5/95

Alpha Counting Instruments				
Inst. S/N	Inst. Code	Eff. %	Corr. Fac.	Bkg. CPM
13295	2	33.96	2.94	0.34

Beta Counting Instruments				
Inst. S/N	Inst. Code	Eff. %	Corr. Fac.	Bkg. CPM
13295	3	37.6	2.66	1.68

Surveyor:	J.GEMZA/C.VERGARI
Signature:	

Surface Description	Coordinates		Gamma at 1m	Gamma Inst.	Beta/Gamma Contact	Beta/Gamma Code	Contact Gross 1 min. Count	Alpha Inst. Code	Contact Gross 1 min. Count	Beta Inst. Code	Scan Contact Gross CPM		Removable DPM/100 cm2	Alpha Count Code	Removable DPM/100 cm2	Beta Count Code	Comments
	X	Y	uR/hr	Code	mR/hr	Code	Alpha	Beta	Code	Code	Max Beta	Avg Beta	Alpha	Beta	Code		
FLOOR	1	-8	7	23	0.015	22	8	6	892	11	572	300	0.48	2	-1.80	3	SCABBLED CONCRETE
FLOOR	2	-8	7	23	0.018	22	7	6	519	11	658	550	-0.99	2	-0.47	3	SCABBLED CONCRETE
FLOOR	3	-8	6	23	0.015	22	12	6	765	11	711	500	3.43	2	3.51	3	SCABBLED CONCRETE
FLOOR	4	-8	6	23	0.014	22	45	6	606	11	731	400	-0.99	2	-1.80	3	SCABBLED CONCRETE
FLOOR	5	-8	6	23	0.01	22	16	6	333	11	440	300	0.48	2	0.85	3	SCABBLED CONCRETE
FLOOR	1	-9	7	23	0.006	22	8	6	607	11	348	300	1.96	2	-0.47	3	SCABBLED CONCRETE
FLOOR	2	-9	7	23	0.016	22	12	6	446	11	550	350	-0.99	2	-0.47	3	SCABBLED CONCRETE
FLOOR	3	-9	7	23	0.019	22	4	6	609	11	698	400	-0.99	2	0.85	3	SCABBLED CONCRETE
FLOOR	4	-9	6	23	0.014	22	10	6	706	11	712	600	0.48	2	-0.47	3	SCABBLED CONCRETE
FLOOR	5	-9	7	23	0.014	22	13	6	382	11	983	600	-0.99	2	0.85	3	SCABBLED CONCRETE
FLOOR	1	-10	8	23	0.014	22	5	6	583	11	1200	500	-0.99	2	-0.47	3	SCABBLED CONCRETE
FLOOR	2	-10	7	23	0.018	22	5	6	352	11	624	350	-0.99	2	0.85	3	SCABBLED CONCRETE
FLOOR	3	-10	6	23	0.01	22	3	6	300	11	525	320	0.48	2	6.17	3	SCABBLED CONCRETE
FLOOR	4	-10	7	23	0.015	22	6	6	279	11	1380	300	0.48	2	2.18	3	SCABBLED CONCRETE
FLOOR	5	-10	6	23	0.015	22	10	6	327	11	841	300	-0.99	2	0.85	3	SCABBLED CONCRETE
FLOOR	1	-11	7	23	0.015	22	3	6	362	11	1080	650	-0.99	2	0.85	3	SCABBLED CONCRETE
FLOOR	2	-11	6	23	0.018	22	4	6	426	11	762	450	0.48	2	3.51	3	SCABBLED CONCRETE
FLOOR	3	-11	6	23	0.016	22	5	6	769	11	1110	600	-0.99	2	0.85	3	SCABBLED CONCRETE
FLOOR	4	-11	6	23	0.01	22	2	6	311	11	423	370	0.48	2	3.51	3	SCABBLED CONCRETE
FLOOR	5	-11	6	23	0.014	22	3	6	337	11	371	350	-0.99	2	6.17	3	SCABBLED CONCRETE
FLOOR	1	-12	7	23	0.012	22	5	6	314	11	625	360	0.48	2	0.85	3	SCABBLED CONCRETE
FLOOR	2	-12	6	23	0.007	22	2	6	303	11	427	340	-0.99	2	2.18	3	SCABBLED CONCRETE
FLOOR	3	-12	6	23	0.013	22	3	6	292	11	1300	600	0.48	2	4.84	3	SCABBLED CONCRETE



## Blairsville Point Survey Form #003

Survey Serial #:	01-403
Survey Section:	1
Survey Unit:	48
Survey Sub-unit:	1

Alpha Survey Instruments				
Inst. S/N	Inst. Code	Eff. %	Corr. Fac.	Bkg. CPM
1510	6	20.8	4.81	2


Beta Survey Instruments				
Inst. S/N	Inst. Code	Eff. %	Corr. Fac.	Bkg. CPM
1593	11	36.3	2.75	361

Gamma or Beta/Gamma Instruments			
Inst. S/N	Inst. Code	Bkg.	Detection Type
1522	22	0.016	Beta / Gamma
234	23	6	Gamma

Classification:	5
Survey Type:	LOWER

Alpha Counting Instruments				
Inst. S/N	Inst. Code	Eff. %	Corr. Fac.	Bkg. CPM
13295	2	33.96	2.94	0.34

Beta Counting Instruments				
Inst. S/N	Inst. Code	Eff. %	Corr. Fac.	Bkg. CPM
13295	3	37.6	2.66	1.68

Surveyor:	J.GEMZA/C.VERGARI
Signature:	

Surface Description	Coordinates		Gamma at 1m	Gamma Inst.	Beta/Gamma Contact	Beta/Gamma Code	Contact Gross 1 min. Count	Alpha Inst. Code	Contact Gross 1 min. Count	Beta Inst. Code	Scan Contact Gross CPM		Removable DPM/100 cm2	Alpha Count	Removable DPM/100 cm2	Beta Count	Comments
	X	Y	uR/hr	Code	mR/hr	Code	Alpha	Beta	Code	Code	Max Beta	Avg Beta	Alpha	Code	Beta	Code	
FLOOR	4	-12	6	23	0.011	22	1	6	284	11	431	350	0.48	2	-0.47	3	SCABBLED CONCRETE
FLOOR	5	-12	6	23	0.015	22	10	6	355	11	720	350	-0.99	2	-0.47	3	SCABBLED CONCRETE
FLOOR	1	-13	5	23	0.015	22	1	6	316	11	599	360	1.96	2	-0.47	3	SCABBLED CONCRETE
FLOOR	2	-13	6	23	0.012	22	4	6	301	11	687	350	-0.99	2	-0.47	3	SCABBLED CONCRETE
FLOOR	3	-13	5	23	0.008	22	2	6	268	11	1120	500	-0.99	2	2.18	3	SCABBLED CONCRETE
FLOOR	4	-13	5	23	0.01	22	2	6	296	11	540	350	0.48	2	-1.80	3	SCABBLED CONCRETE
FLOOR	5	-13	5	23	0.008	22	1	6	284	11	626	370	-0.99	2	-0.47	3	SCABBLED CONCRETE

**LB5100-W Low Background Counting System – Smear Analysis**

Date: 9/5/95  
 Counting Unit id: 1  
 Data file name: C:\LBXL\UNIT1\B01-403.XLD  
 Batch Ended: 9/5/95 8:13  
 Crosstalk Correction: Not Applied

Alpha activity action level (DPM): 20.00  
 Beta activity action level (DPM): 200.00  
 Certainty level for MDA and flags: 95.00%  
 High Voltage Setting: 1440

Application Revision: 3  
 Application Version: Standard

Alpha efficiency log file: th230ab  
 Alpha Efficiency: 33.96%  
 Alpha to Beta Crosstalk: 24.36%  
 Alpha Background (CPM): 0.335714286  
 Alpha Correction Factor: 1.000

Beta efficiency log file: tc99ab  
 Beta Efficiency: 37.60%  
 Beta into Alpha Crosstalk: 0.17%  
 Beta Background (CPM): 1.678571429  
 Beta Correction Factor: 1.000

Batch ID: BLAIRSVILLE 1-48-1

Carrier	Alpha Activity				Beta Activity				Count time (min)	Alpha CPM	Beta CPM	Completion Date - Time
	DPM	$\sigma$	flags	MDA	DPM	$\sigma$	flags	MDA				
31	0.484	1.48	<MDA	7.98	-1.80	1.90	<MDA	11.67	2.00	0.164	-0.68	9/5/95 7:09
32	-0.989	1.48	<MDA	7.98	-0.47	2.32	<MDA	11.67	2.00	-0.336	-0.18	9/5/95 7:12
33	3.429	2.56	<AL	7.98	3.51	3.27	<MDA	11.67	2.00	1.164	1.32	9/5/95 7:14
34	-0.989	1.48	<MDA	7.98	-1.80	1.90	<MDA	11.67	2.00	-0.336	-0.68	9/5/95 7:16
35	0.484	1.48	<MDA	7.98	0.85	2.68	<MDA	11.67	2.00	0.164	0.32	9/5/95 7:18
36	1.956	2.09	<MDA	7.98	-0.47	2.32	<MDA	11.67	2.00	0.664	-0.18	9/5/95 7:20
37	-0.989	1.48	<MDA	7.98	-0.47	2.32	<MDA	11.67	2.00	-0.336	-0.18	9/5/95 7:23
38	-0.989	1.48	<MDA	7.98	0.85	2.68	<MDA	11.67	2.00	-0.336	0.32	9/5/95 7:25
39	0.484	1.48	<MDA	7.98	-0.47	2.32	<MDA	11.67	2.00	0.164	-0.18	9/5/95 7:27
40	-0.989	1.48	<MDA	7.98	0.85	2.68	<MDA	11.67	2.00	-0.336	0.32	9/5/95 7:29
41	-0.989	1.48	<MDA	7.98	-0.47	2.32	<MDA	11.67	2.00	-0.336	-0.18	9/5/95 7:32
42	-0.989	1.48	<MDA	7.98	0.85	2.68	<MDA	11.67	2.00	-0.336	0.32	9/5/95 7:34
43	0.484	1.48	<MDA	7.98	6.17	3.77	<AL	11.67	2.00	0.164	2.32	9/5/95 7:36
44	0.484	1.48	<MDA	7.98	2.18	2.99	<MDA	11.67	2.00	0.164	0.82	9/5/95 7:38
45	-0.989	1.48	<MDA	7.98	0.85	2.68	<MDA	11.67	2.00	-0.336	0.32	9/5/95 7:40
46	-0.989	1.48	<MDA	7.98	0.85	2.68	<MDA	11.67	2.00	-0.336	0.32	9/5/95 7:43
47	0.484	1.48	<MDA	7.98	3.51	3.27	<MDA	11.67	2.00	0.164	1.32	9/5/95 7:45
48	-0.989	1.48	<MDA	7.98	0.85	2.68	<MDA	11.67	2.00	-0.336	0.32	9/5/95 7:47
49	0.484	1.48	<MDA	7.98	3.51	3.27	<MDA	11.67	2.00	0.164	1.32	9/5/95 7:49
50	-0.989	1.48	<MDA	7.98	6.17	3.77	<AL	11.67	2.00	-0.336	2.32	9/5/95 7:51
51	0.484	1.48	<MDA	7.98	0.85	2.68	<MDA	11.67	2.00	0.164	0.32	9/5/95 7:54
52	-0.989	1.48	<MDA	7.98	2.18	2.99	<MDA	11.67	2.00	-0.336	0.82	9/5/95 7:56
53	0.484	1.48	<MDA	7.98	4.84	3.53	<AL	11.67	2.00	0.164	1.82	9/5/95 7:58
54	0.484	1.48	<MDA	7.98	-0.47	2.32	<MDA	11.67	2.00	0.164	-0.18	9/5/95 8:00

**LB5100-W Low Background Counting System – Smear Analysis**

Date: 9/5/95  
 Counting Unit id: 1  
 Data file name: C:\LBXL\UNIT1\B01-403.XLD  
 Batch Ended: 9/5/95 8:13  
 Crosstalk Correction: Not Applied

Alpha activity action level (DPM): 20.00  
 Beta activity action level (DPM): 200.00  
 Certainty level for MDA and flags: 95.00%  
 High Voltage Setting: 1440

Application Revision: 3  
 Application Version: Standard

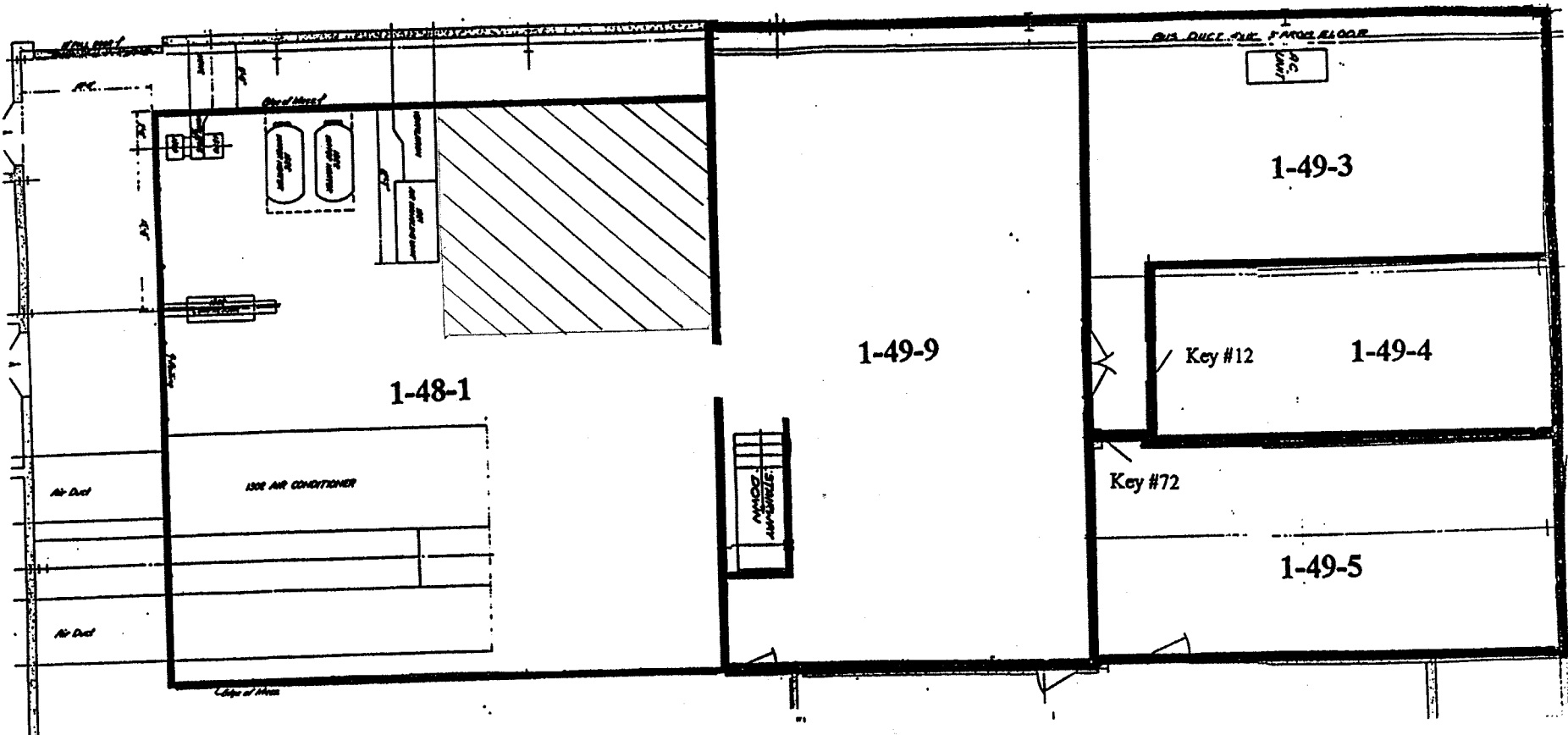
Batch ID: BLAIRSVILLE 1-48-1

Alpha efficiency log file: th230ab Alpha Efficiency: 33.96% Alpha to Beta Crosstalk: 24.36% Alpha Background (CPM): 0.335714286 Alpha Correction Factor: 1.000			
Beta efficiency log file: tc99ab Beta Efficiency: 37.60% Beta into Alpha Crosstalk: 0.17% Beta Background (CPM): 1.678571429 Beta Correction Factor: 1.000			
Count time (min)	Alpha CPM	Beta CPM	Completion Date - Time
2.00	-0.336	-0.18	9/5/95 8:02
2.00	0.664	-0.18	9/5/95 8:05
2.00	-0.336	-0.18	9/5/95 8:07
2.00	-0.336	0.82	9/5/95 8:09
2.00	0.164	-0.68	9/5/95 8:11
2.00	-0.336	-0.18	9/5/95 8:13

Carrier	Alpha Activity				Beta Activity			
	DPM	$\sigma$	flags	MDA	DPM	$\sigma$	flags	MDA
55	-0.989	1.48	<MDA	7.98	-0.47	2.32	<MDA	11.67
56	1.956	2.09	<MDA	7.98	-0.47	2.32	<MDA	11.67
57	-0.989	1.48	<MDA	7.98	-0.47	2.32	<MDA	11.67
58	-0.989	1.48	<MDA	7.98	2.18	2.99	<MDA	11.67
59	0.484	1.48	<MDA	7.98	-1.80	1.90	<MDA	11.67
60	-0.989	1.48	<MDA	7.98	-0.47	2.32	<MDA	11.67

7-11-95  
SECTION 1-48-1  
SN# 01-403  
CV/9/8

UNIT 1-49 and 1-48 (rev 1 as of 6-13-95)



## Blairsville Point Survey Form #003

Survey Serial #:	01-404
Survey Section:	1
Survey Unit:	6
Survey Sub-unit:	1

Alpha Survey Instruments				
Inst.	Inst.		Corr.	Bkg.
S/N	Code	Eff. %	Fac.	CPM
1510	6	20.8	4.81	1

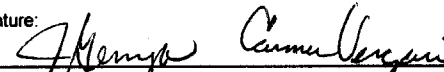
Beta Survey Instruments				
Inst.	Inst.		Corr.	Bkg.
S/N	Code	Eff. %	Fac.	CPM
1593	11	36.3	2.75	197

Gamma or Beta/Gamma Instruments			
Inst.	Inst.		Detection
S/N	Code	Bkg.	Type
1522	22	0.007	Beta / Gamma
234	23	7	Gamma

Classification:	5
Survey Type:	LOWER

Alpha Counting Instruments				
Inst.	Inst.		Corr.	Bkg.
S/N	Code	Eff. %	Fac.	CPM
13295	2	33.96	2.94	0.34

Beta Counting Instruments				
Inst.	Inst.		Corr.	Bkg.
S/N	Code	Eff. %	Fac.	CPM
13295	3	37.6	2.66	1.68

Surveyor:	J.GEMZA/C.VERGARI
Signature:	

Surface Description	Coordinates		Gamma at 1m	Gamma Inst.	Beta/Gamma Contact	Beta/Gamma	Contact Gross 1 min. Count	Alpha Inst.	Contact Gross 1 min. Count	Beta Inst.	Scan Contact Gross CPM		Removable DPM/100 cm2	Alpha Count	Removable DPM/100 cm2	Beta Count	Comments
	X	Y	uR/hr	Code	mR/hr	Code	Alpha	Code	Beta	Code	Max Beta	Avg Beta	Alpha	Code	Beta	Code	
CONCRETE	3	-9.4	5	23	0.015	22	1	6	295	11	369	250	0.48	2	0.85	3	PAINTED CONCRETE
CONCRETE	4	-9.4	6	23	0.009	22	1	6	302	11	320	277	-0.99	2	0.85	3	PAINTED CONCRETE
CONCRETE	5	-9.4	6	23	0.007	22	2	6	270	11	378	200	-0.99	2	0.85	3	PAINTED CONCRETE
CONCRETE	6	-9.4	6	23	0.013	22	1	6	280	11	350	220	0.48	2	0.85	3	SCABBLED CONCRETE
CONCRETE	9	-9.4	5	23	0.016	22	3	6	253	11	305	230	0.48	2	0.85	3	UNPAINTED CONCRETE
CONCRETE	10	-9.4	6	23	0.016	22	3	6	240	11	404	230	0.48	2	-0.47	3	UNPAINTED CONCRETE

**LB5100-W Low Background Counting System -- Smear Analysis**

Date: 9/5/95  
 Counting Unit id: 1  
 Data file name: C:\LBXL\UNIT1\B01-404.XLD  
 Batch Ended: 9/5/95 8:27  
 Crosstalk Correction: Not Applied

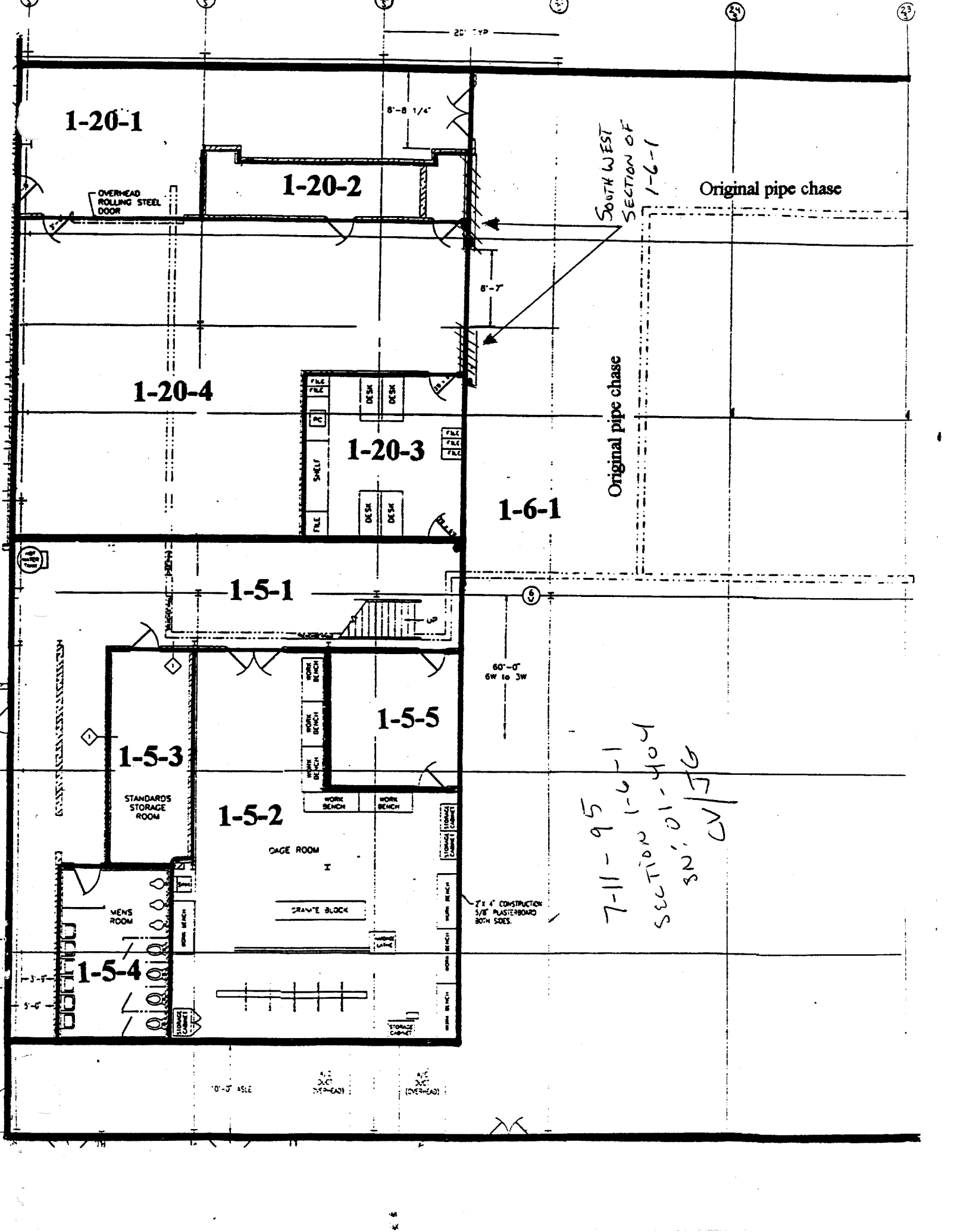
Alpha activity action level (DPM): 20.00  
 Beta activity action level (DPM): 200.00  
 Certainty level for MDA and flags: 95.00%  
 High Voltage Setting: 1440

Application Revision: 3  
 Application Version: Standard

Alpha efficiency log file: th230ab Alpha Efficiency: 33.96% Alpha to Beta Crosstalk: 24.36% Alpha Background (CPM): 0.335714286 Alpha Correction Factor: 1.000			
Beta efficiency log file: tc99ab Beta Efficiency: 37.60% Beta into Alpha Crosstalk: 0.17% Beta Background (CPM): 1.678571429 Beta Correction Factor: 1.000			
Count time (min)	Alpha CPM	Beta CPM	Completion Date - Time
2.00	0.164	0.32	9/5/95 8:16
2.00	-0.336	0.32	9/5/95 8:18
2.00	-0.336	0.32	9/5/95 8:20
2.00	0.164	0.32	9/5/95 8:22
2.00	0.164	0.32	9/5/95 8:25
2.00	0.164	-0.18	9/5/95 8:27

Batch ID: BLAIRSVILLE 1-6-1

Carrier	Alpha Activity				Beta Activity			
	DPM	$\sigma$	flags	MDA	DPM	$\sigma$	flags	MDA
61	0.484	1.48	<MDA	7.98	0.85	2.68	<MDA	11.67
62	-0.989	1.48	<MDA	7.98	0.85	2.68	<MDA	11.67
63	-0.989	1.48	<MDA	7.98	0.85	2.68	<MDA	11.67
64	0.484	1.48	<MDA	7.98	0.85	2.68	<MDA	11.67
65	0.484	1.48	<MDA	7.98	0.85	2.68	<MDA	11.67
66	0.484	1.48	<MDA	7.98	-0.47	2.32	<MDA	11.67



## Blairsville Point Survey Form #003

Survey Serial #:	01-405
Survey Section:	1
Survey Unit:	6
Survey Sub-unit:	1

Alpha Survey Instruments				
Inst. S/N	Inst. Code	Eff. %	Corr. Fac.	Bkg. CPM
1510	6	20.8	4.81	2

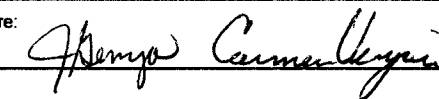
Beta Survey Instruments				
Inst. S/N	Inst. Code	Eff. %	Corr. Fac.	Bkg. CPM
1593	11	36.3	2.75	272

Gamma or Beta/Gamma Instruments			
Inst. S/N	Inst. Code	Bkg.	Detection Type
1522	22	0.01	Beta / Gamma

Classification:	5
Survey Type:	TRENCH

Alpha Counting Instruments				
Inst. S/N	Inst. Code	Eff. %	Corr. Fac.	Bkg. CPM
13295	2	33.96	2.94	0.34

Beta Counting Instruments				
Inst. S/N	Inst. Code	Eff. %	Corr. Fac.	Bkg. CPM
13295	3	37.6	2.66	1.68

Surveyor:	J.GEMZA/C.VERGARI
Signature:	

Surface Description	Coordinates		Gamma at 1m	Gamma Inst.	Beta/Gamma Contact	Beta/Gamma	Contact Gross 1 min. Count	Alpha Inst.	Contact Gross 1 min. Count	Beta Inst.	Scan Contact Gross CPM		Removable DPM/100 cm2	Alpha Count	Removable DPM/100 cm2	Beta Count	Comments
	X	Y	uR/hr	Code	mR/hr	Code	Alpha	Code	Beta	Code	Max Beta	Avg Beta	Alpha	Code	Beta	Code	
PIPE CHASE	0		N/A	N/A	0.007	22	1	6	315	11	354	250	-0.99	2	0.85	3	METAL
PIPE CHASE	1		N/A	N/A	0.013	22	5	6	347	11	399	230	1.96	2	2.18	3	METAL
PIPE CHASE	2		N/A	N/A	0.008	22	6	6	390	11	357	240	-0.99	2	-4.46	3	METAL
PIPE CHASE	3		N/A	N/A	0.01	22	5	6	332	11	418	300	-0.99	2	-1.80	3	METAL
PIPE CHASE	4		N/A	N/A	0.013	22	4	6	402	11	392	260	-0.99	2	-0.47	3	METAL
PIPE CHASE	5		N/A	N/A	0.013	22	4	6	302	11	344	270	-0.99	2	2.18	3	METAL
PIPE CHASE	6		N/A	N/A	0.015	22	5	6	326	11	347	280	-0.99	2	0.85	3	METAL
PIPE CHASE	7		N/A	N/A	0.012	22	5	6	376	11	403	280	0.48	2	4.84	3	METAL
PIPE CHASE	8		N/A	N/A	0.012	22	3	6	458	11	552	360	-0.99	2	-3.13	3	METAL
PIPE CHASE	9		N/A	N/A	0.014	22	4	6	338	11	360	300	0.48	2	-1.80	3	METAL



**LB5100-W Low Background Counting System -- Smear Analysis**

Date: 9/5/95  
 Counting Unit id: 1  
 Data file name: C:\LBXL\UNIT1\B01-405.XLD  
 Batch Ended: 9/5/95 8:49  
 Crosstalk Correction: Not Applied

Alpha activity action level (DPM): 20.00  
 Beta activity action level (DPM): 200.00  
 Certainty level for MDA and flags: 95.00%  
 High Voltage Setting: 1440

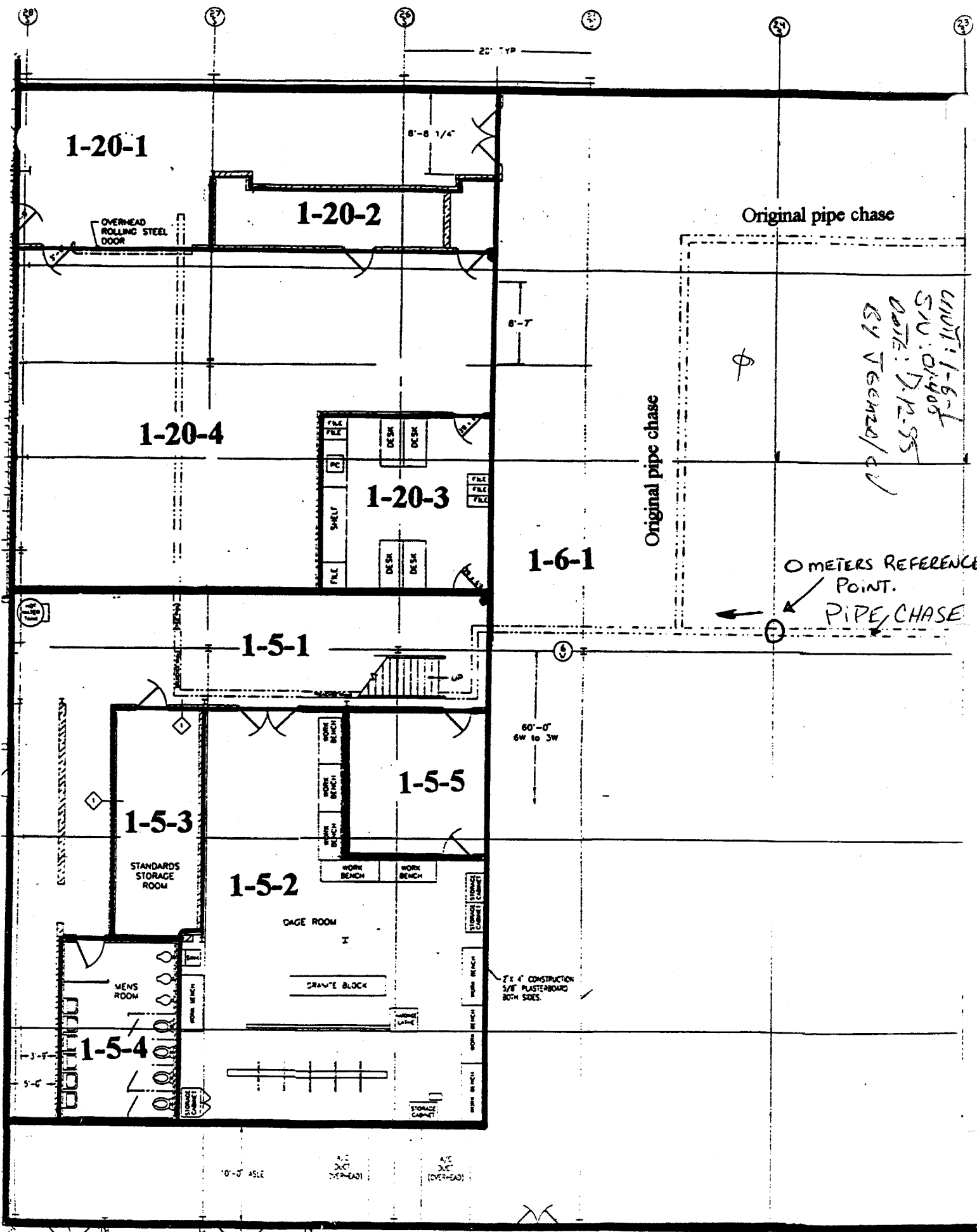
Application Revision: 3  
 Application Version: Standard

Alpha efficiency log file: th230ab  
 Alpha Efficiency: 33.96%  
 Alpha to Beta Crosstalk: 24.36%  
 Alpha Background (CPM): 0.335714286  
 Alpha Correction Factor: 1.000

Beta efficiency log file: tc99ab  
 Beta Efficiency: 37.60%  
 Beta into Alpha Crosstalk: 0.17%  
 Beta Background (CPM): 1.678571429  
 Beta Correction Factor: 1.000

Batch ID: BLAIRSVILLE 1-6-1

Carrier	Alpha Activity				Beta Activity				Count time (min)	Alpha CPM	Beta CPM	Completion Date - Time
	DPM	$\sigma$	flags	MDA	DPM	$\sigma$	flags	MDA				
67	-0.989	1.48	<MDA	7.98	0.85	2.68	<MDA	11.67	2.00	-0.336	0.32	9/5/95 8:29
68	1.956	2.09	<MDA	7.98	2.18	2.99	<MDA	11.67	2.00	0.664	0.82	9/5/95 8:31
69	-0.989	1.48	<MDA	7.98	-4.46	1.36	<MDA	11.67	2.00	-0.336	-1.68	9/5/95 8:33
70	-0.989	1.48	<MDA	7.98	-1.80	1.90	<MDA	11.67	2.00	-0.336	-0.68	9/5/95 8:36
71	-0.989	1.48	<MDA	7.98	-0.47	2.32	<MDA	11.67	2.00	-0.336	-0.18	9/5/95 8:38
73	-0.989	1.48	<MDA	7.98	2.18	2.99	<MDA	11.67	2.00	-0.336	0.82	9/5/95 8:40
72	-0.989	1.48	<MDA	7.98	0.85	2.68	<MDA	11.67	2.00	-0.336	0.32	9/5/95 8:42
74	0.484	1.48	<MDA	7.98	4.84	3.53	<AL	11.67	2.00	0.164	1.82	9/5/95 8:45
75	-0.989	1.48	<MDA	7.98	-3.13	1.36	<MDA	11.67	2.00	-0.336	-1.18	9/5/95 8:47
76	0.484	1.48	<MDA	7.98	-1.80	1.90	<MDA	11.67	2.00	0.164	-0.68	9/5/95 8:49



1-20-1

1-20-2

1-20-4

1-20-3

1-6-1

1-5-1

1-5-5

1-5-3

1-5-2

1-5-4

OVERHEAD ROLLING STEEL DOOR

Original pipe chase

Original pipe chase

0 METERS REFERENCE POINT. PIPE CHASE

UNIT: 1-6-7  
 S.V.: 01/19/08  
 DATE: 12/12/05  
 BY: V. GEMZAL/CV

STANDARDS STORAGE ROOM

CAGE ROOM

MENS ROOM

CRANE BLOCK

2" x 4" CONSTRUCTION 5/8" PLASTERBOARD BOTH SIDES

10'-0" ASCE

4" x 4" (OVERHEAD)

4" x 4" (OVERHEAD)

## Blairsville Point Survey Form #003

Survey Serial #:	01-406
------------------	--------

Survey Section:	1
-----------------	---

Survey Unit:	5
--------------	---

Survey Sub-unit:	1
------------------	---

Classification:	5
-----------------	---

Survey Type:	TRENCH
--------------	--------

Survey Date:	7/12/95
--------------	---------

Count Date:	9/5/95
-------------	--------


Alpha Survey Instruments				
Inst. S/N	Inst. Code	Eff. %	Corr. Fac.	Bkg. CPM
1510	6	20.8	4.81	1

Beta Survey Instruments				
Inst. S/N	Inst. Code	Eff. %	Corr. Fac.	Bkg. CPM
1593	11	36.3	2.75	233

Gamma or Beta/Gamma Instruments			
Inst. S/N	Inst. Code	Bkg.	Detection Type
1522	22	0.013	Beta / Gamma

Alpha Counting Instruments				
Inst. S/N	Inst. Code	Eff. %	Corr. Fac.	Bkg. CPM
13295	2	33.96	2.94	0.34

Beta Counting Instruments				
Inst. S/N	Inst. Code	Eff. %	Corr. Fac.	Bkg. CPM
13295	3	37.6	2.66	1.68

Surveyor:	J.GEMZA/C.VERGARI
Signature:	

Surface Description	Coordinates		Gamma at 1m	Gamma Inst.	Beta/Gamma Contact	Beta/Gamma	Contact Gross 1 min. Count	Alpha Inst.	Contact Gross 1 min. Count	Beta Inst.	Scan Contact Gross CPM		Removable DPM/100 cm2	Alpha Count	Removable DPM/100 cm2	Beta Count	Comments
	X	Y	uR/hr	Code	mR/hr	Code	Alpha	Code	Beta	Code	Max Beta	Avg Beta	Alpha	Code	Beta	Code	
PIPE CHASE	0.5	N/A	N/A	0.01	22	1	6	354	11	381	310	-0.99	2	-0.47	3	METAL	
PIPE CHASE	1.5	N/A	N/A	0.017	22	1	6	333	11	344	260	-0.99	2	3.51	3	METAL	
PIPE CHASE	2.5	N/A	N/A	0.016	22	4	6	340	11	394	240	1.96	2	-3.13	3	METAL	
PIPE CHASE	3	N/A	N/A	0.016	22	6	6	309	11	348	280	-0.99	2	2.18	3	METAL	
PIPE CHASE	4	N/A	N/A	0.018	22	2	6	361	11	340	260	-0.99	2	-1.80	3	METAL	
PIPE CHASE	5	N/A	N/A	0.014	22	5	6	309	11	363	230	-0.99	2	-3.13	3	METAL	
PIPE CHASE	6	N/A	N/A	0.011	22	6	6	294	11	365	280	-0.99	2	-0.47	3	METAL	
PIPE CHASE	7	N/A	N/A	0.013	22	2	6	331	11	349	260	-0.99	2	2.18	3	METAL	
PIPE CHASE	8	N/A	N/A	0.015	22	3	6	416	11	406	320	0.48	2	-0.47	3	METAL	

**LB5100-W Low Background Counting System – Smear Analysis**

Date: 9/5/95  
 Counting Unit id: 1  
 Data file name: C:\LBXL\UNIT1\B01-406.XLD  
 Batch Ended: 9/5/95 9:09  
 Crosstalk Correction: Not Applied

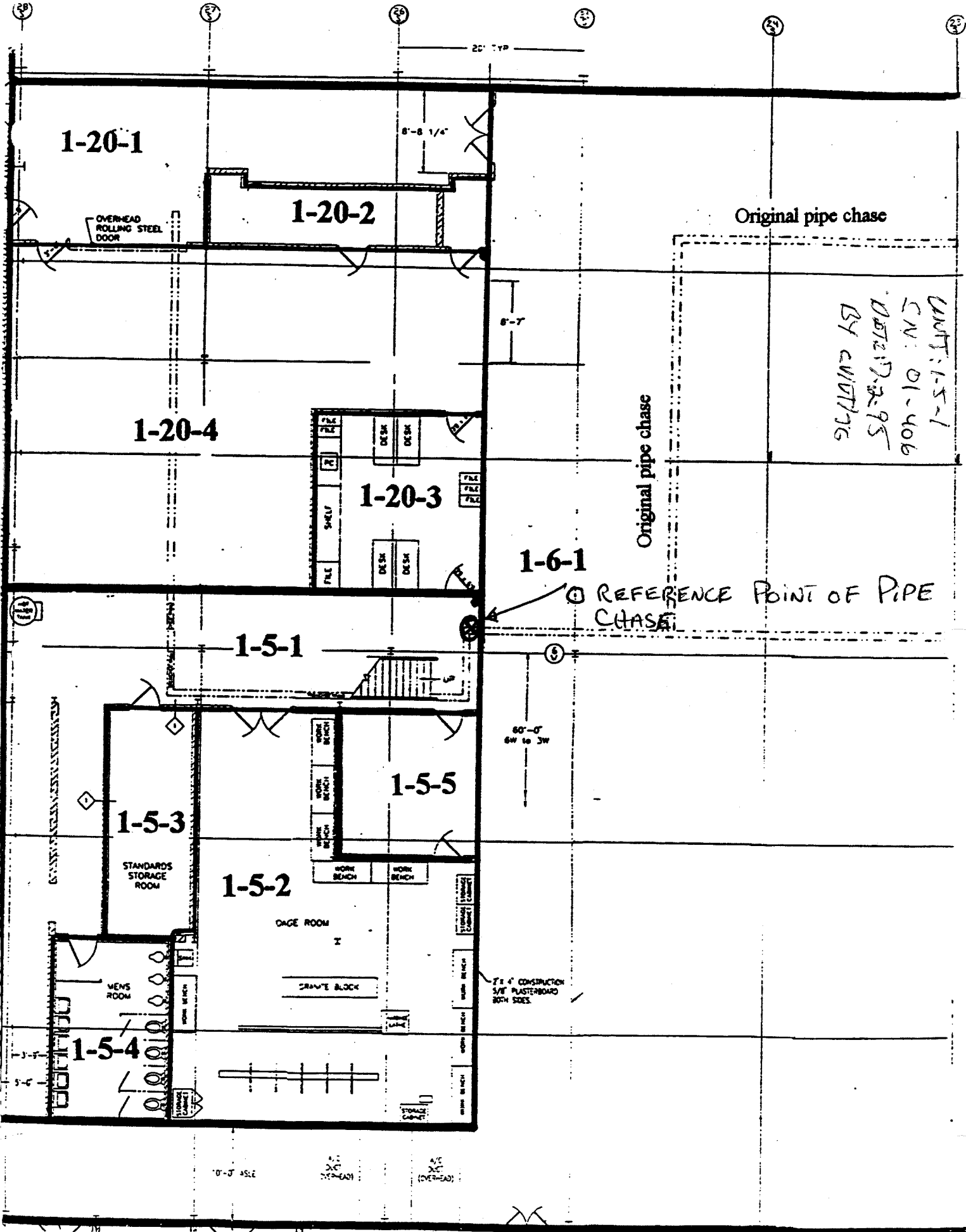
Alpha activity action level (DPM): 20.00  
 Beta activity action level (DPM): 200.00  
 Certainty level for MDA and flags: 95.00%  
 High Voltage Setting: 1440

Application Revision: 3  
 Application Version: Standard

Alpha efficiency log file: th230ab Alpha Efficiency: 33.96% Alpha to Beta Crosstalk: 24.36% Alpha Background (CPM): 0.335714286 Alpha Correction Factor: 1.000
Beta efficiency log file: tc99ab Beta Efficiency: 37.60% Beta into Alpha Crosstalk: 0.17% Beta Background (CPM): 1.678571429 Beta Correction Factor: 1.000

Batch ID: BLAIRSVILLE 1-5-1

Carrier	Alpha Activity				Beta Activity				Count time (min)	Alpha CPM	Beta CPM	Completion Date - Time
	DPM	$\sigma$	flags	MDA	DPM	$\sigma$	flags	MDA				
77	-0.989	1.48	<MDA	7.98	-0.47	2.32	<MDA	11.67	2.00	-0.336	-0.18	9/5/95 8:51
78	-0.989	1.48	<MDA	7.98	3.51	3.27	<MDA	11.67	2.00	-0.336	1.32	9/5/95 8:53
79	1.956	2.09	<MDA	7.98	-3.13	1.36	<MDA	11.67	2.00	0.664	-1.18	9/5/95 8:56
80	-0.989	1.48	<MDA	7.98	2.18	2.99	<MDA	11.67	2.00	-0.336	0.82	9/5/95 8:58
81	-0.989	1.48	<MDA	7.98	-1.80	1.90	<MDA	11.67	2.00	-0.336	-0.68	9/5/95 9:00
82	-0.989	1.48	<MDA	7.98	-3.13	1.36	<MDA	11.67	2.00	-0.336	-1.18	9/5/95 9:02
83	-0.989	1.48	<MDA	7.98	-0.47	2.32	<MDA	11.67	2.00	-0.336	-0.18	9/5/95 9:04
84	-0.989	1.48	<MDA	7.98	2.18	2.99	<MDA	11.67	2.00	-0.336	0.82	9/5/95 9:07
85	0.484	1.48	<MDA	7.98	-0.47	2.32	<MDA	11.67	2.00	0.164	-0.18	9/5/95 9:09



1-20-1

OVERHEAD ROLLING STEEL DOOR

1-20-2

Original pipe chase

1-20-4

1-20-3

Original pipe chase

1-6-1

REFERENCE POINT OF PIPE CHASE

1-5-1

1-5-5

1-5-3

STANDARDS STORAGE ROOM

1-5-2

CAGE ROOM

MENS ROOM

1-5-4

2x4 CONSTRUCTION 5/8" PLASTERBOARD BOTH SIDES

UNIT: 1-5-1  
 CN: 01-406  
 DATE: 12-2-95  
 BY: C/107/76

60'-0" 6W to 3W

8'-8 1/4"

8'-7"

20' TYP

10'-0" ASLE

4x2 2x2 (OVERHEAD)

4x2 2x2 (OVERHEAD)

# Blairsville Point Survey Form #003

Survey Serial #:	01-407
Survey Section:	1
Survey Unit:	48
Survey Sub-unit:	1

Alpha Survey Instruments				
Inst. S/N	Inst. Code	Eff. %	Corr. Fac.	Bkg. CPM
1510	6	20.8	4.81	3


Beta Survey Instruments				
Inst. S/N	Inst. Code	Eff. %	Corr. Fac.	Bkg. CPM
1593	11	36.3	2.75	269

Gamma or Beta/Gamma Instruments			
Inst. S/N	Inst. Code	Bkg.	Detection Type

Classification:	4
Survey Type:	LOWER

Alpha Counting Instruments				
Inst. S/N	Inst. Code	Eff. %	Corr. Fac.	Bkg. CPM
13295	2	33.96	2.94	0.34

Beta Counting Instruments				
Inst. S/N	Inst. Code	Eff. %	Corr. Fac.	Bkg. CPM
13295	3	37.6	2.66	1.68

Surveyor:	J.GEMZAV.TAYLOR
Signature:	

Surface Description	Coordinates		Gamma at 1m uR/hr	Gamma Inst. Code	Beta/Gamma Contact mR/hr	Beta/Gamma Code	Contact Gross 1 min. Count Alpha	Alpha Inst. Code	Contact Gross 1 min. Count Beta	Beta Inst. Code	Scan Contact Gross CPM		Removable DPM/100 cm2 Alpha	Alpha Count Code	Removable DPM/100 cm2 Beta	Beta Count Code	Comments
	X	Y									Max Beta	Avg Beta					
	WEST WALL	1									0.5	N/A					
WEST WALL	2	0.5	N/A	N/A	N/A	N/A	1	6	357	11	960	460	0.48	2	0.85	3	PAINTED BLOCK
WEST WALL	3	0.5	N/A	N/A	N/A	N/A	2	6	395	11	498	350	-0.99	2	-0.47	3	PAINTED BLOCK
WEST WALL	4	1	N/A	N/A	N/A	N/A	2	6	442	11	478	300	-0.99	2	0.85	3	PAINTED BLOCK
WEST WALL	5	0.5	N/A	N/A	N/A	N/A	3	6	329	11	655	320	0.48	2	2.18	3	PAINTED BLOCK
WEST WALL	6	0.5	N/A	N/A	N/A	N/A	2	6	390	11	419	300	-0.99	2	-1.80	3	PAINTED BLOCK
WEST WALL	7	0.5	N/A	N/A	N/A	N/A	1	6	349	11	507	300	-0.99	2	0.85	3	PAINTED BLOCK
WEST WALL	1	1.5	N/A	N/A	N/A	N/A	1	6	302	11	369	300	0.48	2	-1.80	3	PAINTED BLOCK
WEST WALL	2	1.5	N/A	N/A	N/A	N/A	3	6	351	11	479	320	0.48	2	-1.80	3	PAINTED BLOCK
WEST WALL	3	1.5	N/A	N/A	N/A	N/A	8	6	356	11	495	320	0.48	2	-1.80	3	PAINTED BLOCK
WEST WALL	4	2	N/A	N/A	N/A	N/A	1	6	354	11	360	280	0.48	2	3.51	3	PAINTED BLOCK
WEST WALL	5	2	N/A	N/A	N/A	N/A	1	6	396	11	429	350	-0.99	2	-0.47	3	PAINTED BLOCK
WEST WALL	6	1.5	N/A	N/A	N/A	N/A	1	6	454	11	444	300	-0.99	2	-1.80	3	PAINTED BLOCK
WEST WALL	7	1.5	N/A	N/A	N/A	N/A	1	6	347	11	402	280	-0.99	2	-0.47	3	PAINTED BLOCK
WEST WALL	9	0.5	N/A	N/A	N/A	N/A	3	6	319	11	506	300	-0.99	2	2.18	3	PAINTED BLOCK
WEST WALL	10	1	N/A	N/A	N/A	N/A	6	6	332	11	512	300	-0.99	2	-3.13	3	PAINTED BLOCK
WEST WALL	12	0.5	N/A	N/A	N/A	N/A	1	6	277	11	360	280	-0.99	2	0.85	3	PAINTED BLOCK
WEST WALL	14	1.5	N/A	N/A	N/A	N/A	4	6	348	11	348	270	0.48	2	2.18	3	PAINTED BLOCK

**LB5100-W Low Background Counting System -- Smear Analysis**

Date: 9/5/95  
 Counting Unit id: 1  
 Data file name: C:\LBXL\UNIT1\B01-407.XLD  
 Batch Ended: 9/5/95 9:49  
 Crosstalk Correction: Not Applied

Alpha activity action level (DPM): 20.00  
 Beta activity action level (DPM): 200.00  
 Certainty level for MDA and flags: 95.00%  
 High Voltage Setting: 1440

Application Revision: 3  
 Application Version: Standard

Alpha efficiency log file: th230ab  
 Alpha Efficiency: 33.96%  
 Alpha to Beta Crosstalk: 24.36%  
 Alpha Background (CPM): 0.335714286  
 Alpha Correction Factor: 1.000

Beta efficiency log file: tc99ab  
 Beta Efficiency: 37.60%  
 Beta into Alpha Crosstalk: 0.17%  
 Beta Background (CPM): 1.678571429  
 Beta Correction Factor: 1.000

Batch ID: BLAIRSVILLE 1-48-1

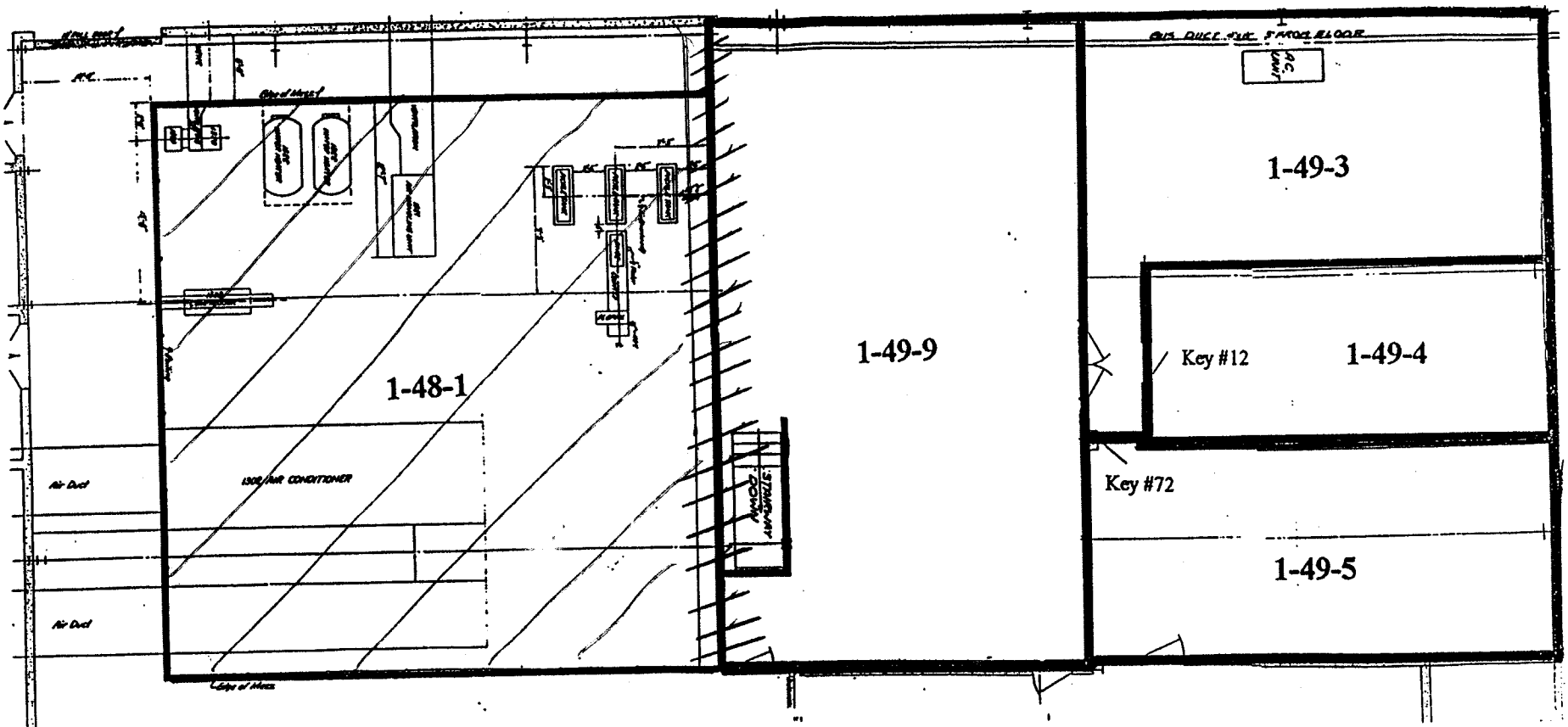
Carrier	Alpha Activity				Beta Activity				Count time (min)	Alpha CPM	Beta CPM	Completion Date - Time
	DPM	$\sigma$	flags	MDA	DPM	$\sigma$	flags	MDA				
86	0.484	1.48	<MDA	7.98	-0.47	2.32	<MDA	11.67	2.00	0.164	-0.18	9/5/95 9:11
87	0.484	1.48	<MDA	7.98	0.85	2.68	<MDA	11.67	2.00	0.164	0.32	9/5/95 9:13
88	-0.989	1.48	<MDA	7.98	-0.47	2.32	<MDA	11.67	2.00	-0.336	-0.18	9/5/95 9:15
89	-0.989	1.48	<MDA	7.98	0.85	2.68	<MDA	11.67	2.00	-0.336	0.32	9/5/95 9:18
90	0.484	1.48	<MDA	7.98	2.18	2.99	<MDA	11.67	2.00	0.164	0.82	9/5/95 9:20
91	-0.989	1.48	<MDA	7.98	-1.80	1.90	<MDA	11.67	2.00	-0.336	-0.68	9/5/95 9:22
92	-0.989	1.48	<MDA	7.98	0.85	2.68	<MDA	11.67	2.00	-0.336	0.32	9/5/95 9:24
93	0.484	1.48	<MDA	7.98	-1.80	1.90	<MDA	11.67	2.00	0.164	-0.68	9/5/95 9:27
94	0.484	1.48	<MDA	7.98	-1.80	1.90	<MDA	11.67	2.00	0.164	-0.68	9/5/95 9:29
95	0.484	1.48	<MDA	7.98	-1.80	1.90	<MDA	11.67	2.00	0.164	-0.68	9/5/95 9:31
96	0.484	1.48	<MDA	7.98	3.51	3.27	<MDA	11.67	2.00	0.164	1.32	9/5/95 9:33
97	-0.989	1.48	<MDA	7.98	-0.47	2.32	<MDA	11.67	2.00	-0.336	-0.18	9/5/95 9:35
98	-0.989	1.48	<MDA	7.98	-1.80	1.90	<MDA	11.67	2.00	-0.336	-0.68	9/5/95 9:38
99	-0.989	1.48	<MDA	7.98	-0.47	2.32	<MDA	11.67	2.00	-0.336	-0.18	9/5/95 9:40
100	-0.989	1.48	<MDA	7.98	2.18	2.99	<MDA	11.67	2.00	-0.336	0.82	9/5/95 9:42
1	-0.989	1.48	<MDA	7.98	-3.13	1.36	<MDA	11.67	2.00	-0.336	-1.18	9/5/95 9:44
2	-0.989	1.48	<MDA	7.98	0.85	2.68	<MDA	11.67	2.00	-0.336	0.32	9/5/95 9:46
3	0.484	1.48	<MDA	7.98	2.18	2.99	<MDA	11.67	2.00	0.164	0.82	9/5/95 9:49

1-48-1

7-12-95

SN# 01-407

UNIT 1-49 and 1-48 (rev 1 as of 6-13-95)





## Blairsville Point Survey Form #003

Survey Serial #:	01-408
Survey Section:	1
Survey Unit:	1
Survey Sub-unit:	8

Alpha Survey Instruments				
Inst. S/N	Inst. Code	Eff. %	Corr. Fac.	Bkg. CPM
1588	8	21.2	4.72	1


Beta Survey Instruments				
Inst. S/N	Inst. Code	Eff. %	Corr. Fac.	Bkg. CPM
1601	13	34.6	2.89	174

Gamma or Beta/Gamma Instruments			
Inst. S/N	Inst. Code	Bkg.	Detection Type
1522	22	0.009	Beta / Gamma
234	23	6	Gamma

Classification:	4
Survey Type:	LOWER

Alpha Counting Instruments				
Inst. S/N	Inst. Code	Eff. %	Corr. Fac.	Bkg. CPM
13295	2	33.96	2.94	0.34

Beta Counting Instruments				
Inst. S/N	Inst. Code	Eff. %	Corr. Fac.	Bkg. CPM
13295	3	37.6	2.66	1.68

Surveyor:	A.V.TAYLOR/C.VERGARI
Signature:	

Surface Description	Coordinates		Gamma at 1m	Gamma Inst.	Beta/Gamma Contact	Beta/Gamma Code	Contact Gross 1 min. Count	Alpha Inst. Code	Contact Gross 1 min. Count	Beta Inst. Code	Scan Contact Gross CPM		Removable DPM/100 cm2	Alpha Count	Removable DPM/100 cm2	Beta Count	Comments
	X	Y	uR/hr	Code	mR/hr	Code	Alpha	Beta	Code	Code	Max Beta	Avg Beta	Alpha	Code	Beta	Code	
FLOOR	2	-2	7	23	0.01	22	1	8	215	13	289	220	0.48	2	-0.47	3	CARPET

**LB5100-W Low Background Counting System – Smear Analysis**

Date: 9/12/95  
 Counting Unit id: 1  
 Data file name: C:\LBXL\UNIT1\B01-408.XLD  
 Batch Ended: 9/12/95 8:50  
 Crosstalk Correction: Not Applied

Alpha activity action level (DPM): 20.00  
 Beta activity action level (DPM): 200.00  
 Certainty level for MDA and flags: 95.00%  
 High Voltage Setting: 1440

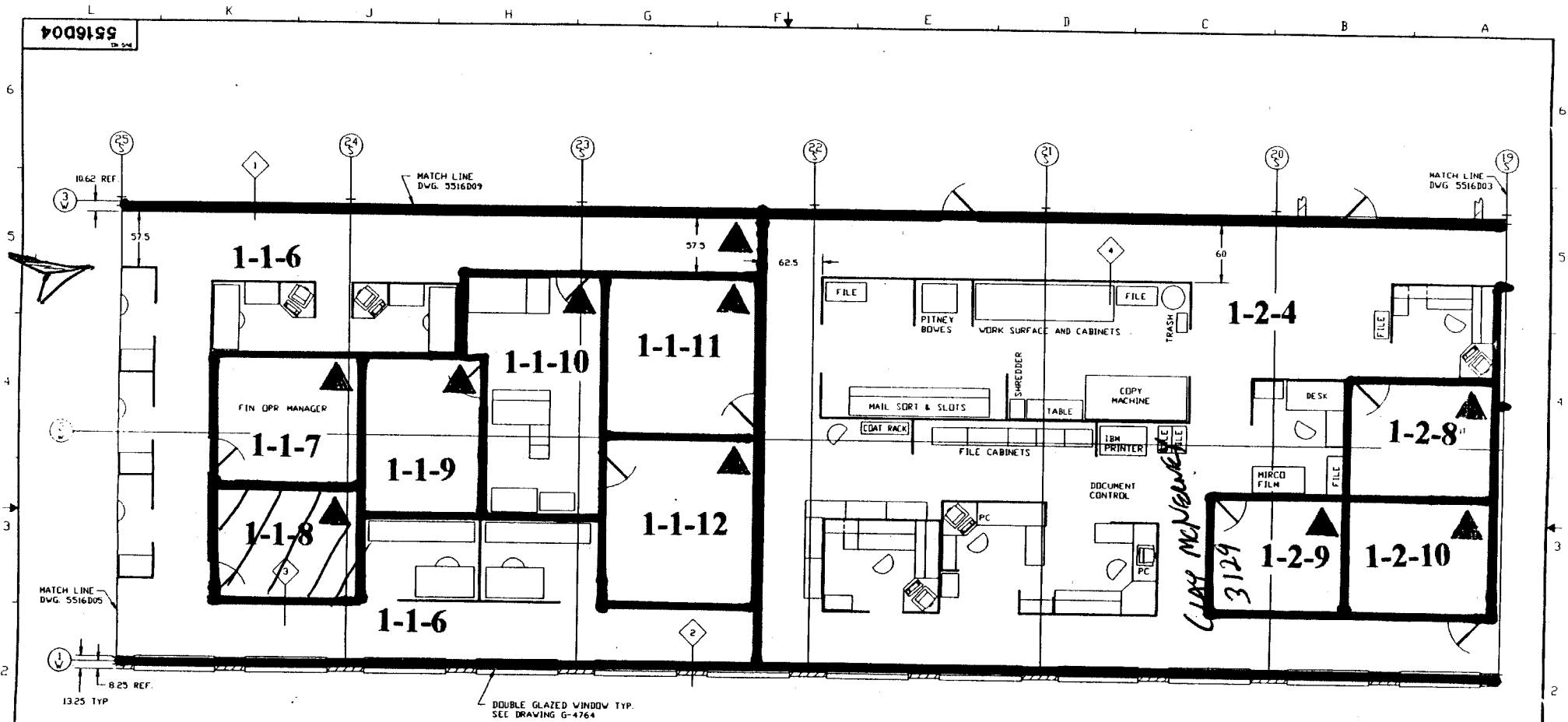
Application Revision: 3  
 Application Version: Standard

Batch ID: BLAIRSVILLE 1-1-8

Carrier	Alpha Activity				Beta Activity				Count time (min)	Alpha CPM	Beta CPM	Completion Date - Time
	DPM	$\sigma$	flags	MDA	DPM	$\sigma$	flags	MDA				
1	0.484	1.48	<MDA	7.98	-0.47	2.32	<MDA	11.67	2.00	0.164	-0.18	9/12/95 8:50

Alpha efficiency log file: th230ab Alpha Efficiency: 33.96% Alpha to Beta Crosstalk: 24.36% Alpha Background (CPM): 0.335714286 Alpha Correction Factor: 1.000
Beta efficiency log file: tc99ab Beta Efficiency: 37.60% Beta into Alpha Crosstalk: 0.17% Beta Background (CPM): 1.678571429 Beta Correction Factor: 1.000

UNIT: 1-1-8  
 SN: 01-408  
 DATE: 8-11-95



- LEGEND
- ◆ 8" BLOCK, 3/4" PLASTER, AND 5/8" DRYWALL
  - ◆ 4" BRICK, 4" BLOCK, 1" PLASTER, 3-1/2" WOOD FRAME W/INSULATION
  - ◆ 3-1/2" WOOD FRAME AND 5/8" DRYWALL 115' HIGH
  - ◆ WESTINGHOUSE MODULAR WALL UNITS (ASD) 60" HIGH

NOTE: ▲ DESIGNATES NORTHERN MOST WEST CORNER (0, 0 Reference point)

REVISIONS NO. DATE BY 1 8/11/95 JAC	TOLERANCES & FINISHING NOTES UNLESS OTHERWISE SPECIFIED FINISHING MATERIALS AND THE FINISHES SHALL BE AS SHOWN ON THE DRAWINGS. THE FINISHES SHALL BE AS SHOWN ON THE DRAWINGS.	WESTINGHOUSE PROPRIETARY DATA THIS DOCUMENT CONTAINS PROPRIETARY INFORMATION OF THE WESTINGHOUSE ELECTRIC CORPORATION. NUCLEAR FUEL OPERATIONS DIVISIONS. IT IS INTENDED TO BE IN CONFIDENCE AND TRUST AND IS TO BE RETURNED UPON REQUEST. ITS CONTENTS MAY NOT BE REPRODUCED OR TRANSMITTED IN ANY FORM OR BY ANY MEANS, ELECTRONIC OR MECHANICAL, INCLUDING PHOTOCOPYING, RECORDING, OR BY ANY INFORMATION STORAGE AND RETRIEVAL SYSTEM, WITHOUT THE PRIOR WRITTEN PERMISSION OF THE WESTINGHOUSE NUCLEAR FUEL OPERATIONS DIVISIONS.	DES BY: V. CLAVSON DATE: 8/11/95 DES: JAC DES: JAC IN CH: JAC	TITLE: MAIN BUILDING EQUIPMENT LAYOUT OFFICE AREA SCALE: 25' = 12" SHEET 1 OF 1 SHEETS DWG NO: 5516D04
	WESTINGHOUSE ELECTRIC CORPORATION SPECIALTY METALS PLANT, BLAIRSVILLE, PA, USA	113		

## Blairsville Point Survey Form #003

Survey Serial #:	01-409
Survey Section:	1
Survey Unit:	4
Survey Sub-unit:	7

Alpha Survey Instruments				
Inst. S/N	Inst. Code	Eff. %	Corr. Fac.	Bkg. CPM
1588	8	21.2	4.72	3


Beta Survey Instruments				
Inst. S/N	Inst. Code	Eff. %	Corr. Fac.	Bkg. CPM
1601	13	34.6	2.89	169

Gamma or Beta/Gamma Instruments			
Inst. S/N	Inst. Code	Bkg.	Detection Type
1522	22	0.012	Beta / Gamma
234	23	6	Gamma

Classification:	4
Survey Type:	LOWER
Survey Date:	8/11/95
Count Date:	9/12/95

Alpha Counting Instruments				
Inst. S/N	Inst. Code	Eff. %	Corr. Fac.	Bkg. CPM
13295	2	33.96	2.94	0.34

Beta Counting Instruments				
Inst. S/N	Inst. Code	Eff. %	Corr. Fac.	Bkg. CPM
13295	3	37.6	2.66	1.68

Surveyor:	A.V.TAYLOR/C.VERGARI
Signature:	

Surface Description	Coordinates		Gamma at 1m	Gamma Inst.	Beta/Gamma Contact	Beta/Gamma Code	Contact Gross 1 min. Count	Alpha Inst. Code	Contact Gross 1 min. Count	Beta Inst. Code	Scan Contact Gross CPM		Removable DPM/100 cm2	Alpha Count Code	Removable DPM/100 cm2	Beta Count Code	Comments
	X	Y	uR/hr	Code	mR/hr	Code	Alpha	Beta	Code	Max Beta	Avg Beta	Alpha	Beta	Code	Code		
FLOOR	2	-1	7	23	0.007	22	0	8	216	13	277	210	-0.99	2	-4.46	3	CARPET

**LB5100-W Low Background Counting System – Smear Analysis**

Date: 9/12/95  
 Counting Unit id: 1  
 Data file name: C:\LBXL\UNIT1\B01-409.XLD  
 Batch Ended: 9/12/95 8:52  
 Crosstalk Correction: Not Applied

Alpha activity action level (DPM): 20.00  
 Beta activity action level (DPM): 200.00  
 Certainty level for MDA and flags: 95.00%  
 High Voltage Setting: 1440

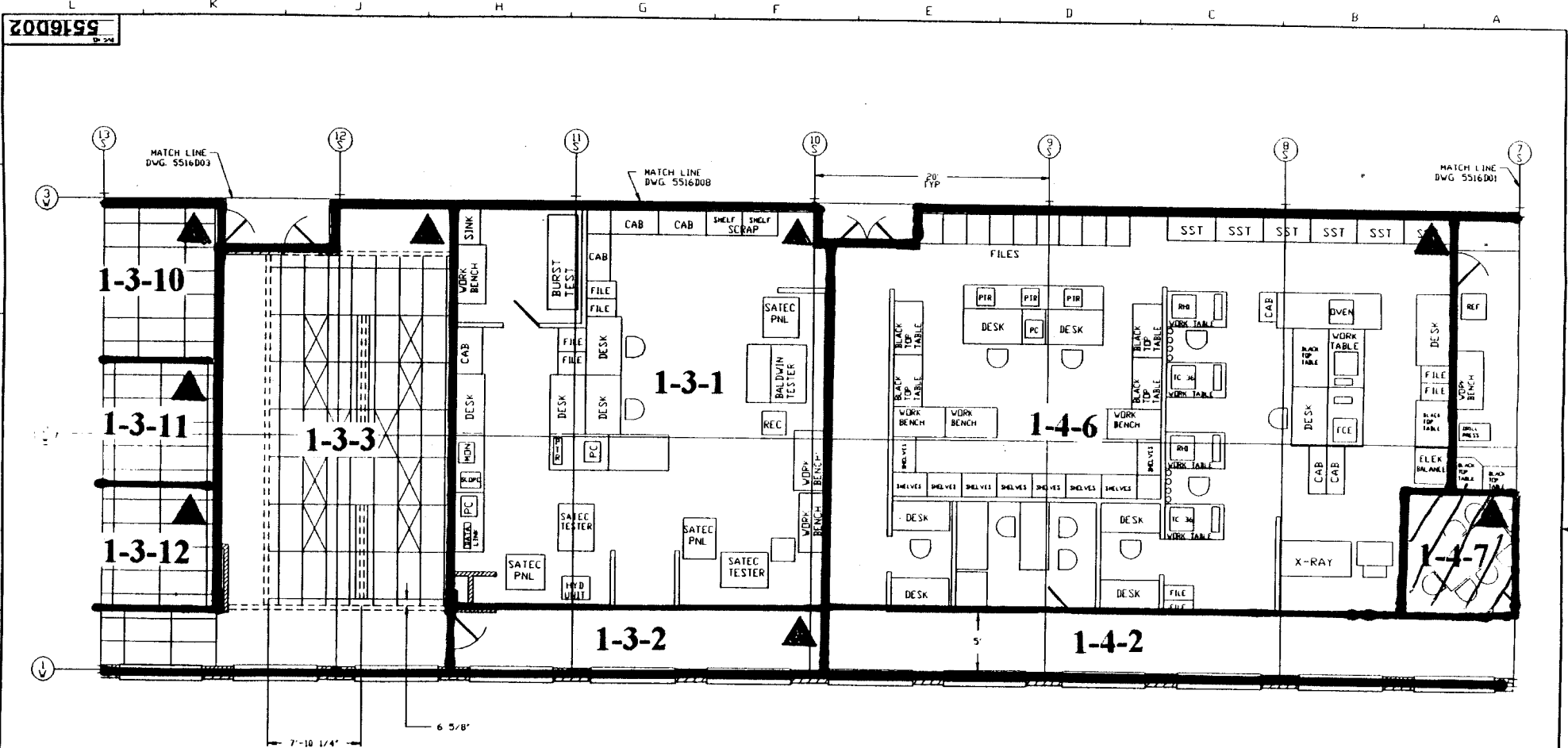
Application Revision: 3  
 Application Version: Standard

Batch ID: BLAIRSVILLE 1-4-7

Carrier	Alpha Activity				Beta Activity			
	DPM	$\sigma$	flags	MDA	DPM	$\sigma$	flags	MDA
2	-0.989	1.48	<MDA	7.98	-4.46	1.36	<MDA	11.67

Alpha efficiency log file: th230ab Alpha Efficiency: 33.96% Alpha to Beta Crosstalk: 24.36% Alpha Background (CPM): 0.335714286 Alpha Correction Factor: 1.000			
Beta efficiency log file: tc99ab Beta Efficiency: 37.60% Beta into Alpha Crosstalk: 0.17% Beta Background (CPM): 1.678571429 Beta Correction Factor: 1.000			
Count time (min)	Alpha CPM	Beta CPM	Completion Date - Time
2.00	-0.336	-1.68	9/12/95 8:52

UNIT: 1-4-7  
 S/N: 01-409  
 DATE: 8-11-95



NOTE: ▲ DESIGNATES NORTHERN MOST WEST CORNER (0, 0 Reference point)

<p>REVISIONS</p> <table border="1"> <tr> <th>NO.</th> <th>DATE</th> <th>DESCRIPTION</th> </tr> <tr> <td>4</td> <td></td> <td></td> </tr> <tr> <td>5</td> <td></td> <td></td> </tr> </table>	NO.	DATE	DESCRIPTION	4			5			<p>TELEPHONE &amp; MAILING NOTES</p> <p>PLEASE PRINT NAME AND ADDRESS OF THE COMPANY OR INDIVIDUAL TO WHOM THIS DRAWING IS TO BE SENT. IF YOU ARE A SUBCONTRACTOR, PLEASE PRINT THE NAME AND ADDRESS OF THE COMPANY OR INDIVIDUAL TO WHOM THIS DRAWING IS TO BE SENT.</p>	<p>WESTINGHOUSE PROPRIETARY DATA</p> <p>THIS DRAWING CONTAINS PROPRIETARY INFORMATION OF THE WESTINGHOUSE ELECTRIC CORPORATION. IT IS THE PROPERTY OF WESTINGHOUSE ELECTRIC CORPORATION AND IS NOT TO BE REPRODUCED OR TRANSMITTED IN ANY FORM OR BY ANY MEANS, ELECTRONIC OR MECHANICAL, INCLUDING PHOTOCOPYING, RECORDING, OR BY ANY INFORMATION STORAGE AND RETRIEVAL SYSTEM, WITHOUT THE WRITTEN PERMISSION OF THE WESTINGHOUSE NUCLEAR FUEL OPERATIONS DIVISION.</p>	<p>SEE OTHER DRAWINGS</p> <p>DATE: 8-11-95</p> <p>BY: [Signature]</p>	<p>Westinghouse Electric Corporation    SPECIALTY METALS PLANT BLAIRSVILLE, PA 15016</p> <p>MAIN BUILDING    FURNISHMENT LAYOUT</p> <p>5516D02</p> <p>5</p>
NO.	DATE	DESCRIPTION											
4													
5													

# Blairsville Point survey Form #003

Survey Serial #: **01-410**

Survey Section: **1**  
 Survey Unit: **2**  
 Survey Sub-unit: **3**

Classification: **4**  
 Survey Type: **LOWER**

Survey Date: **8/11/95**  
 Count Date: **9/12/95**


Alpha Survey Instruments				
Inst. S/N	Inst. Code	Eff. %	Corr. Fac.	Bkg. CPM
1588	8	21.2	4.72	2

Alpha Counting Instruments				
Inst. S/N	Inst. Code	Eff. %	Corr. Fac.	Bkg. CPM
13295	2	33.96	2.94	0.34

Beta Survey Instruments				
Inst. S/N	Inst. Code	Eff. %	Corr. Fac.	Bkg. CPM
1601	13	34.6	2.89	210

Beta Counting Instruments				
Inst. S/N	Inst. Code	Eff. %	Corr. Fac.	Bkg. CPM
13295	3	37.6	2.66	1.68

Gamma or Beta/Gamma Instruments			
Inst. S/N	Inst. Code	Bkg.	Detection Type
1522	22	0.009	Beta / Gamma
234	23	9	Gamma

Surveyor: **A.V.TAYLOR/C.VERGARI**  
 Signature: 

Surface Description	Coordinates		Gamma at 1m	Gamma Inst.	Beta/Gamma Contact	Beta/Gamma Code	Contact Gross 1 min. Count	Alpha Inst.	Contact Gross 1 min. Count	Beta Inst.	Scan Contact Gross CPM		Removable DPM/100 cm2	Alpha Count	Removable DPM/100 cm2	Beta Count	Comments
	X	Y	uR/hr	Code	mR/hr	Code	Alpha	Code	Beta	Code	Max Beta	Avg Beta	Alpha	Code	Beta	Code	
FLOOR	0.7	-0.5	10	23	0.016	22	2	8	215	13	333	220	-0.99	2	0.85	3	CARPET
FLOOR	0.7	-3.5	11	23	0.012	22	1	8	246	13	316	230	-0.99	2	-0.47	3	CARPET

**LB5100-W Low Background Counting System -- Smear Analysis**

Date: 9/12/95  
 Counting Unit id: 1  
 Data file name: C:\LBXL\UNIT1\B01-410.XLD  
 Batch Ended: 9/12/95 8:57  
 Crosstalk Correction: Not Applied

Alpha activity action level (DPM): 20.00  
 Beta activity action level (DPM): 200.00  
 Certainty level for MDA and flags: 95.00%  
 High Voltage Setting: 1440

Application Revision: 3  
 Application Version: Standard

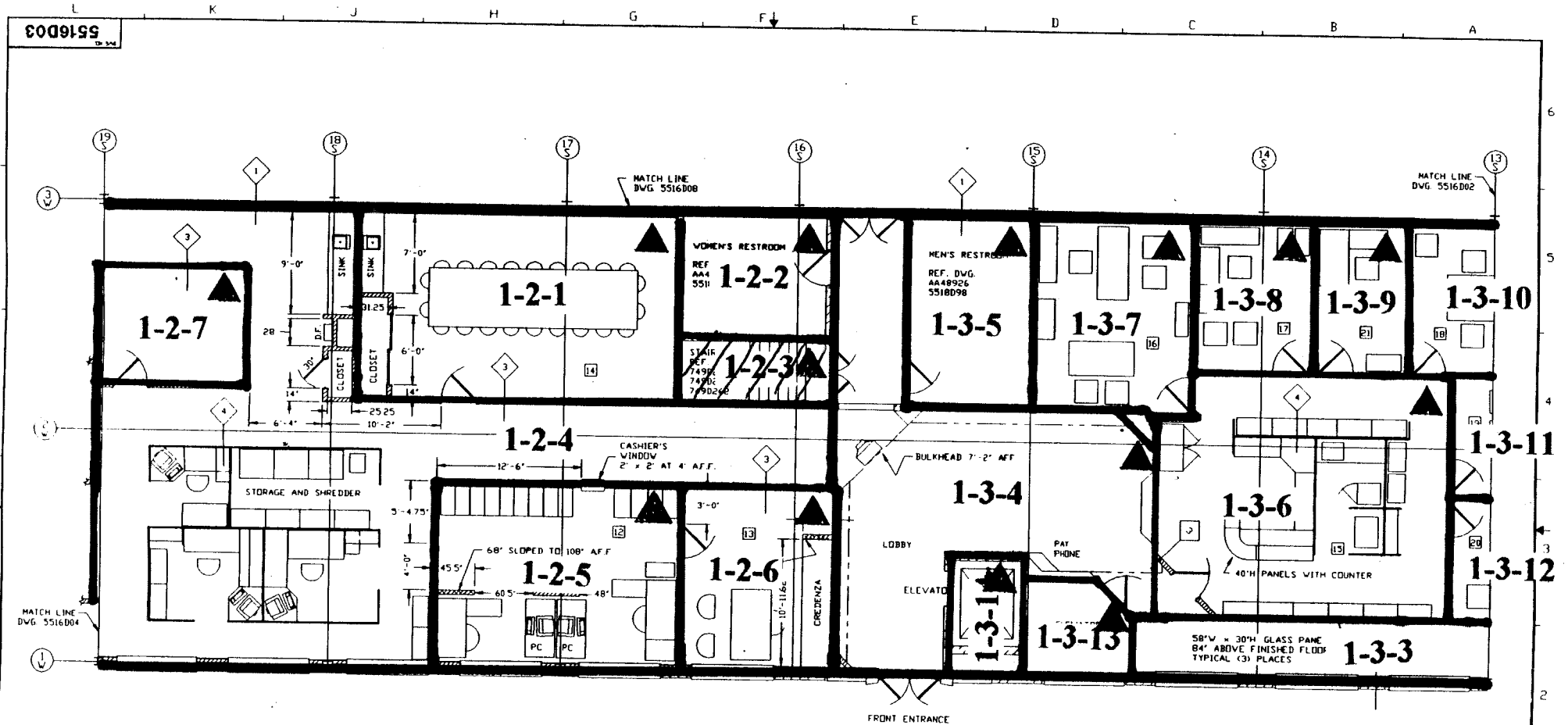
Batch ID: BLAIRSVILLE 1-2-3

Carrier	Alpha Activity				Beta Activity				Count time (min)	Alpha CPM	Beta CPM	Completion Date - Time
	DPM	$\sigma$	flags	MDA	DPM	$\sigma$	flags	MDA				
3	-0.989	1.48	<MDA	7.98	0.85	2.68	<MDA	11.67	2.00	-0.336	0.32	9/12/95 8:55
4	-0.989	1.48	<MDA	7.98	-0.47	2.32	<MDA	11.67	2.00	-0.336	-0.18	9/12/95 8:57

Alpha efficiency log file: th230ab Alpha Efficiency: 33.96% Alpha to Beta Crosstalk: 24.36% Alpha Background (CPM): 0.335714286 Alpha Correction Factor: 1.000
Beta efficiency log file: tc99ab Beta Efficiency: 37.60% Beta into Alpha Crosstalk: 0.17% Beta Background (CPM): 1.678571429 Beta Correction Factor: 1.000



UNIT: 1-2-3  
 SN: 01-410  
 DATE: 8-11-95



- LEGEND
- ① 8" BLOCK, 3/4" PLASTER, AND 5/8" DRYWALL
  - ② 4" BRICK, 4" BLOCK, 1" PLASTER, 3-1/2" WOOD FRAME V/INSULATION
  - ③ 3-1/2" WOOD FRAME AND 5/8" DRYWALL 115" HIGH
  - ④ WESTINGHOUSE MODULAR WALL UNITS (ASB) 60" HIGH
  - ▨ = 3-1/2" WOOD FRAME AND 5/8" DRYWALL PARTITIONS CONSTRUCTED AS NOTED

NOTE: ▲ DESIGNATES NORTHERN MOST WEST CORNER (0, 0 Reference point)

DESIGN	BY: J. W. CLAYSON	DATE: 8-11-95	<b>Westinghouse Electric Corporation</b> SPECIALTY METALS PLANT BLAIRSVILLE, PA USA MAIN BUILDING EQUIPMENT LAYOUT OFFICE AREA SCALE: 25' = 12" SHEET: 1 OF 1 SHEETS DWG. NO. <b>5518D03</b>
REV. ENG.			
M.E.L. ENG.			
DR. ENG.			
APP.			

# Blairsville Point Survey Form #003

Survey Serial #:	01-411
Survey Section:	1
Survey Unit:	2
Survey Sub-unit:	8

Alpha Survey Instruments				
Inst. S/N	Inst. Code	Eff. %	Corr. Fac.	Bkg. CPM
1588	8	21.2	4.72	0


Beta Survey Instruments				
Inst. S/N	Inst. Code	Eff. %	Corr. Fac.	Bkg. CPM
1601	13	34.6	2.89	218

Gamma or Beta/Gamma Instruments			
Inst. S/N	Inst. Code	Bkg.	Detection Type
1522	22	0.008	Beta / Gamma
234	23	6	Gamma

Classification:	4
Survey Type:	LOWER
Survey Date:	8/11/95
Count Date:	9/12/95

Alpha Counting Instruments				
Inst. S/N	Inst. Code	Eff. %	Corr. Fac.	Bkg. CPM
13295	2	33.96	2.94	0.34

Beta Counting Instruments				
Inst. S/N	Inst. Code	Eff. %	Corr. Fac.	Bkg. CPM
13295	3	37.6	2.66	1.68

Surveyor:	A.V.TAYLOR/C.VERGARI
Signature:	

Surface Description	Coordinates		Gamma at 1m uR/hr	Gamma Inst. Code	Beta/Gamma Contact mR/hr	Beta/Gamma Code	Contact Gross 1 min. Count Alpha	Alpha Inst. Code	Contact Gross 1 min. Count Beta	Beta Inst. Code	Scan Contact Gross CPM		Removable DPM/100 cm2 Alpha	Alpha Count Code	Removable DPM/100 cm2 Beta	Beta Count Code	Comments
	X	Y									Max Beta	Avg Beta					
FLOOR	1	-1	6	23	0.011	22	1	8	224	13	295	220	3.43	2	0.85	3	CARPET
FLOOR	2	-2	6	23	0.008	22	3	8	221	13	269	200	-0.99	2	-3.13	3	CARPET

**LB5100-W Low Background Counting System -- Smear Analysis**

Date: 9/12/95  
 Counting Unit id: 1  
 Data file name: C:\LBXLI\UNIT1\B01-411.XLD  
 Batch Ended: 9/12/95 9:01  
 Crosstalk Correction: Not Applied

Alpha activity action level (DPM): 20.00  
 Beta activity action level (DPM): 200.00  
 Certainty level for MDA and flags: 95.00%  
 High Voltage Setting: 1440

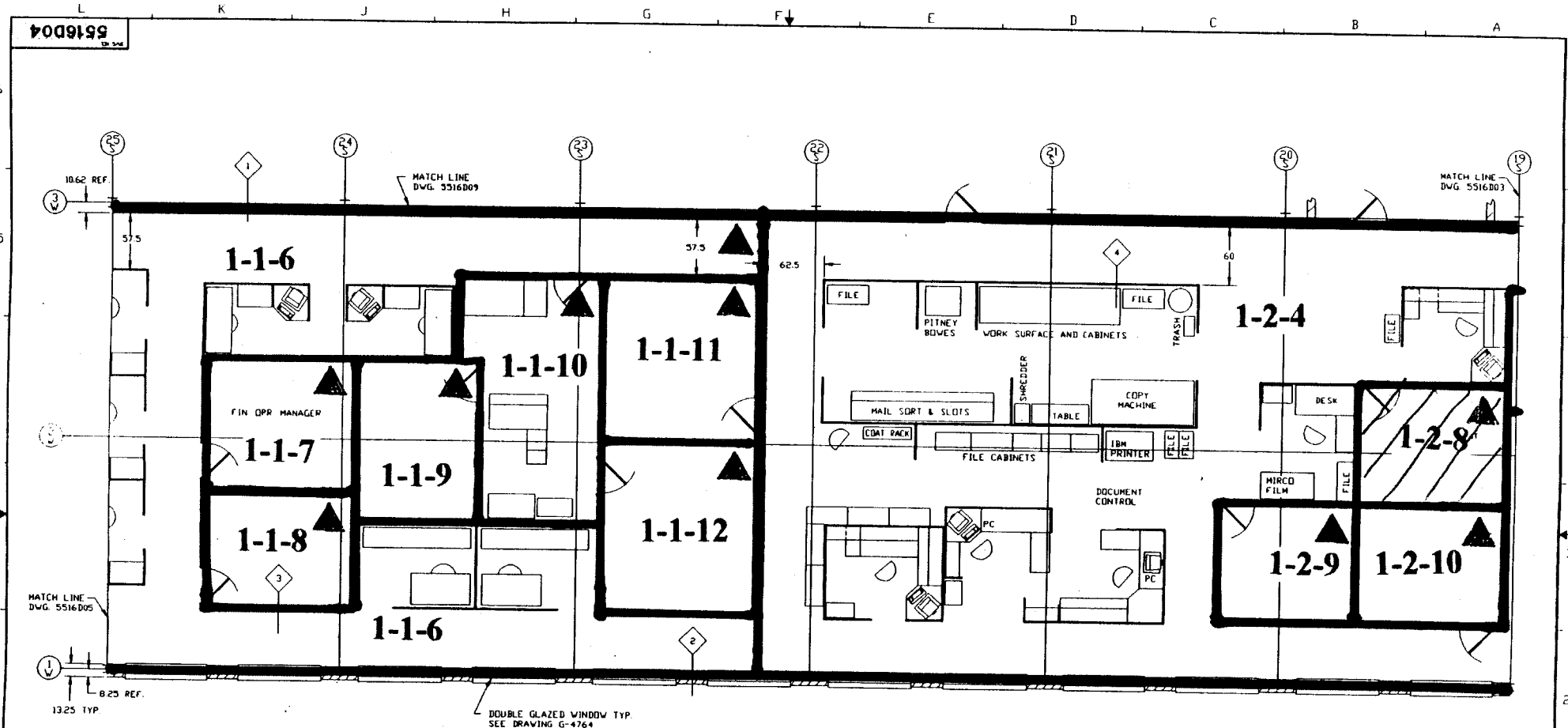
Application Revision: 3  
 Application Version: Standard

Batch ID: BLAIRSVILLE 1-2-8

Carrier	Alpha Activity				Beta Activity				Count time (min)	Alpha CPM	Beta CPM	Completion Date - Time
	DPM	$\sigma$	flags	MDA	DPM	$\sigma$	flags	MDA				
5	3.429	2.56	<AL	7.98	0.85	2.68	<MDA	11.67	2.00	1.164	0.32	9/12/95 8:59
6	-0.989	1.48	<MDA	7.98	-3.13	1.36	<MDA	11.67	2.00	-0.336	-1.18	9/12/95 9:01

Alpha efficiency log file: th230ab Alpha Efficiency: 33.96% Alpha to Beta Crosstalk: 24.36% Alpha Background (CPM): 0.335714286 Alpha Correction Factor: 1.000
Beta efficiency log file: tc99ab Beta Efficiency: 37.60% Beta into Alpha Crosstalk: 0.17% Beta Background (CPM): 1.678571429 Beta Correction Factor: 1.000

UNIT: 1-2-8  
 SN: 01-471  
 DATE: 8-11-95



LEGEND

- ◆ 8" BLOCK, 3/4" PLASTER, AND 5/8" DRYWALL
- ◆ 4" BRICK, 4" BLOCK, 1" PLASTER, 3-1/2" WOOD FRAME W/INSULATION
- ◆ 3-1/2" WOOD FRAME AND 5/8" DRYWALL 115' HIGH
- ◆ WESTINGHOUSE MODULAR WALL UNITS (ASD) 60" HIGH

**NOTE:** ▲ DESIGNATES NORTHERN MOST WEST CORNER (0, 0 Reference point)

NO.	DESCRIPTION	DATE
1	ISSUED FOR CONSTRUCTION	8-11-95
2	REVISED TO SHOW CHANGES	8-11-95
3	REVISED TO SHOW CHANGES	8-11-95
4	REVISED TO SHOW CHANGES	8-11-95
5	REVISED TO SHOW CHANGES	8-11-95
6	REVISED TO SHOW CHANGES	8-11-95
7	REVISED TO SHOW CHANGES	8-11-95
8	REVISED TO SHOW CHANGES	8-11-95
9	REVISED TO SHOW CHANGES	8-11-95
10	REVISED TO SHOW CHANGES	8-11-95

TOLERANCES & FINISHING NOTES  
 UNLESS OTHERWISE SPECIFIED:  
 FINISHING PRACTICES: SEE THE SYMBOLS  
 DIMENSIONS TO FACE UNLESS NOTED OTHERWISE  
 DIMENSIONS TO CENTER UNLESS NOTED OTHERWISE  
 DIMENSIONS TO EDGE UNLESS NOTED OTHERWISE  
 ALL UNLESS OTHERWISE SPECIFIED, ALL  
 DIMENSIONS TO FACE UNLESS NOTED OTHERWISE  
 DIMENSIONS TO CENTER UNLESS NOTED OTHERWISE  
 DIMENSIONS TO EDGE UNLESS NOTED OTHERWISE  
 DIMENSIONS TO FACE UNLESS NOTED OTHERWISE  
 DIMENSIONS TO CENTER UNLESS NOTED OTHERWISE  
 DIMENSIONS TO EDGE UNLESS NOTED OTHERWISE

WESTINGHOUSE PROPRIETARY DATA  
 THIS DOCUMENT CONTAINS PROPRIETARY INFORMATION OF THE WESTINGHOUSE ELECTRIC CORPORATION AND IS NOT TO BE REPRODUCED OR TRANSMITTED IN ANY FORM OR BY ANY MEANS, ELECTRONIC OR MECHANICAL, INCLUDING PHOTOCOPYING, RECORDING, OR BY ANY INFORMATION STORAGE AND RETRIEVAL SYSTEM, WITHOUT THE PRIOR WRITTEN PERMISSION OF THE WESTINGHOUSE NUCLEAR FUEL OPERATIONS DIVISION.

DESIGN BY	V. CLAYSON	DATE	8-11-95
DRAWN BY			
CHECKED BY			
DESIGNED BY			
PROJECT ENGINEER			
SCALE	25' = 1/2"		
APP			

**Westinghouse Electric Corporation**  
 SPECIALTY METALS PLANT BIAIRSVILLE, PA USA

MAIN BUILDING EQUIPMENT LAYOUT OFFICE AREA

SCALE 25' = 1/2"

5516D04

## Blairsville Point Survey Form #003

Survey Serial #: **01-412**

Survey Section: **1**

Survey Unit: **2**

Survey Sub-unit: **2**

Classification: **4**

Survey Type: **LOWER**

Survey Date: **8/11/95**

Count Date: **9/12/95**

Alpha Survey Instruments				
Inst. S/N	Inst. Code	Eff. %	Corr. Fac.	Bkg. CPM
1588	8	21.2	4.72	2

Beta Survey Instruments				
Inst. S/N	Inst. Code	Eff. %	Corr. Fac.	Bkg. CPM
1601	13	34.6	2.89	514

Gamma or Beta/Gamma Instruments			
Inst. S/N	Inst. Code	Bkg.	Detection Type
234	23	12	Gamma
1522	22	0.012	Beta / Gamma

Alpha Counting Instruments				
Inst. S/N	Inst. Code	Eff. %	Corr. Fac.	Bkg. CPM
13295	2	33.96	2.94	0.34

Beta Counting Instruments				
Inst. S/N	Inst. Code	Eff. %	Corr. Fac.	Bkg. CPM
13295	3	37.6	2.66	1.68

Surveyor: **A.V. TAYLOR/C. VERGARI**  
 Signature: *A.V. Taylor / C. Vergari*

Surface Description	Coordinates		Gamma at 1m	Gamma Inst.	Beta/Gamma Contact	Beta/Gamma	Contact Gross	Alpha Inst.	Contact Gross	Beta Inst.	Scan Contact Gross CPM		Removable	Alpha	Removable	Beta	Comments
	X	Y	uR/hr	Code	mR/hr	Code	1 min. Count	Code	1 min. Count	Code	Max Beta	Avg Beta	DPM/100 cm2	Code	DPM/100 cm2	Code	
FLOOR	1	-1	12	23	0.015	22	9	8	584	13	623	500	-0.99	2	0.85	3	MOSAIC TILE
FLOOR	1	-3	13	23	0.014	22	5	8	597	13	605	500	0.48	2	3.51	3	MOSAIC TILE

**LB5100-W Low Background Counting System -- Smear Analysis**

Date: 9/12/95  
 Counting Unit id: 1  
 Data file name: C:\LBXL\UNIT1\B01-412.XLD  
 Batch Ended: 9/12/95 9:06  
 Crosstalk Correction: Not Applied

Alpha activity action level (DPM): 20.00  
 Beta activity action level (DPM): 200.00  
 Certainty level for MDA and flags: 95.00%  
 High Voltage Setting: 1440

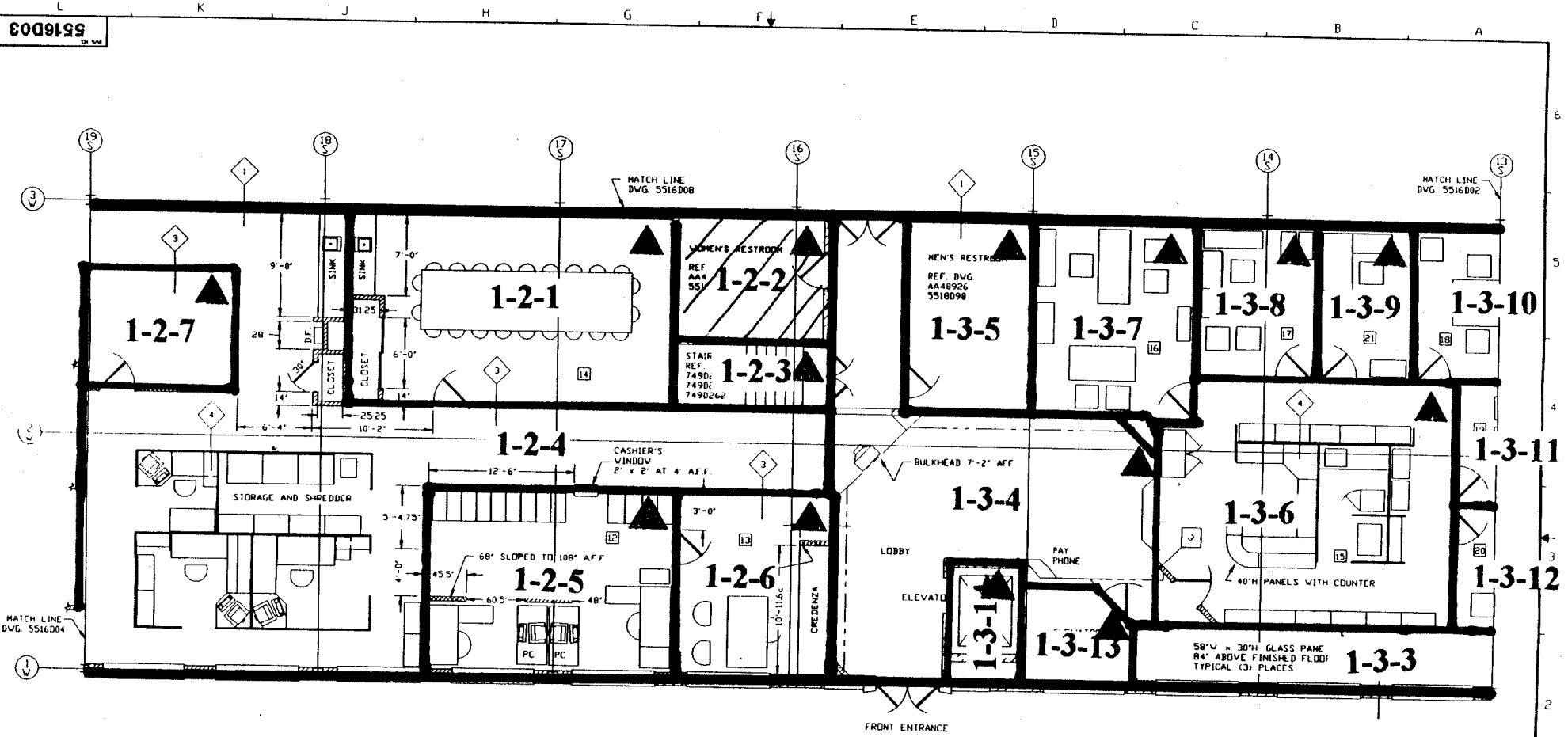
Application Revision: 3  
 Application Version: Standard

Batch ID: BLAIRSVILLE 1-2-2

Carrier	Alpha Activity				Beta Activity				Count time (min)	Alpha CPM	Beta CPM	Completion Date - Time
	DPM	$\sigma$	flags	MDA	DPM	$\sigma$	flags	MDA				
7	-0.989	1.48	<MDA	7.98	0.85	2.68	<MDA	11.67	2.00	-0.336	0.32	9/12/95 9:04
8	0.484	1.48	<MDA	7.98	3.51	3.27	<MDA	11.67	2.00	0.164	1.32	9/12/95 9:06

Alpha efficiency log file: th230ab Alpha Efficiency: 33.96% Alpha to Beta Crosstalk: 24.36% Alpha Background (CPM): 0.335714286 Alpha Correction Factor: 1.000
Beta efficiency log file: tc99ab Beta Efficiency: 37.60% Beta into Alpha Crosstalk: 0.17% Beta Background (CPM): 1.678571429 Beta Correction Factor: 1.000

UNIT: 1-2-2  
 SN:  
 DATE: 8-11-95



- LEGEND
- ◊ 8" BLOCK, 3/4" PLASTER, AND 5/8" DRYWALL
  - ◊ 4" BRICK, 4" BLOCK, 1" PLASTER, 3-1/2" WOOD FRAME W/INSULATION
  - ◊ 3-1/2" WOOD FRAME AND 5/8" DRYWALL 115' HIGH
  - ◊ WESTINGHOUSE MODULAR WALL UNITS (ASD) 60" HIGH
  - ▨ = 3-1/2" WOOD FRAME AND 5/8" DRYWALL PARTITIONS CONSTRUCTED AS NOTED

NOTE: ▲ DESIGNATES NORTHERN MOST WEST CORNER (0, 0 Reference point)

DESIGN	W. CLAWSON	8/11/94	<b>Westinghouse Electric Corporation</b> SPECIALTY METALS PLANT BLAIRSVILLE PA USA
DATE			
DESIGN			
DATE			
MAIN BUILDING EQUIPMENT LAYOUT OFFICE AREA			SCALE 25' = 12'
5518D02			5518D02

## Blairsville Point Survey Form #003

Survey Serial #:	01-413
Survey Section:	1
Survey Unit:	1
Survey Sub-unit:	5

Alpha Survey Instruments				
Inst. S/N	Inst. Code	Eff. %	Corr. Fac.	Bkg. CPM
1588	8	21.2	4.72	3

Beta Survey Instruments				
Inst. S/N	Inst. Code	Eff. %	Corr. Fac.	Bkg. CPM
1601	13	34.6	2.89	178

Gamma or Beta/Gamma Instruments			
Inst. S/N	Inst. Code	Bkg.	Detection Type
1522	22	0.013	Beta / Gamma
234	23	6	Gamma

Classification:	4
Survey Type:	LOWER
Survey Date:	8/11/95
Count Date:	9/12/95

Alpha Counting Instruments				
Inst. S/N	Inst. Code	Eff. %	Corr. Fac.	Bkg. CPM
13295	2	33.96	2.94	0.34

Beta Counting Instruments				
Inst. S/N	Inst. Code	Eff. %	Corr. Fac.	Bkg. CPM
13295	3	37.6	2.66	1.68

Surveyor:	A.V.TAYLOR/C.VERGARI
Signature:	<i>A.V. Taylor / C. Vergari</i>

Surface Description	Coordinates		Gamma at 1m	Gamma Inst.	Beta/Gamma Contact	Beta/Gamma Code	Contact Gross 1 min. Count	Alpha Inst. Code	Contact Gross 1 min. Count	Beta Inst. Code	Scan Contact Gross CPM		Removable DPM/100 cm2	Alpha Count	Removable DPM/100 cm2	Beta Count	Comments
	X	Y	uR/hr	Code	mR/hr	Code	Alpha	Beta	Code	Code	Max Beta	Avg Beta	Alpha	Code	Beta	Code	
FLOOR	2.5	-1.5	7	23	0.005	22	3	8	244	13	336	250	0.48	2	3.51	3	TILE



**LB5100-W Low Background Counting System -- Smear Analysis**

Date: 9/12/95  
 Counting Unit id: 1  
 Data file name: C:\LBXL\UNIT1\B01-413.XLD  
 Batch Ended: 9/12/95 9:08  
 Crosstalk Correction: Not Applied

Alpha activity action level (DPM): 20.00  
 Beta activity action level (DPM): 200.00  
 Certainty level for MDA and flags: 95.00%  
 High Voltage Setting: 1440

Application Revision: 3  
 Application Version: Standard

Batch ID: BLAIRSVILLE 1-1-5

Carrier	Alpha Activity				Beta Activity			
	DPM	$\sigma$	flags	MDA	DPM	$\sigma$	flags	MDA
9	0.484	1.48	<MDA	7.98	3.51	3.27	<MDA	11.67

Alpha efficiency log file: th230ab Alpha Efficiency: 33.96% Alpha to Beta Crosstalk: 24.36% Alpha Background (CPM): 0.335714286 Alpha Correction Factor: 1.000			
Beta efficiency log file: tc99ab Beta Efficiency: 37.60% Beta into Alpha Crosstalk: 0.17% Beta Background (CPM): 1.678571429 Beta Correction Factor: 1.000			
Count time (min)	Alpha CPM	Beta CPM	Completion Date - Time
2.00	0.164	1.32	9/12/95 9:08

UNIT: 1-1-5  
 S/U: 01-413  
 DATE: 8-11-75

5516D05

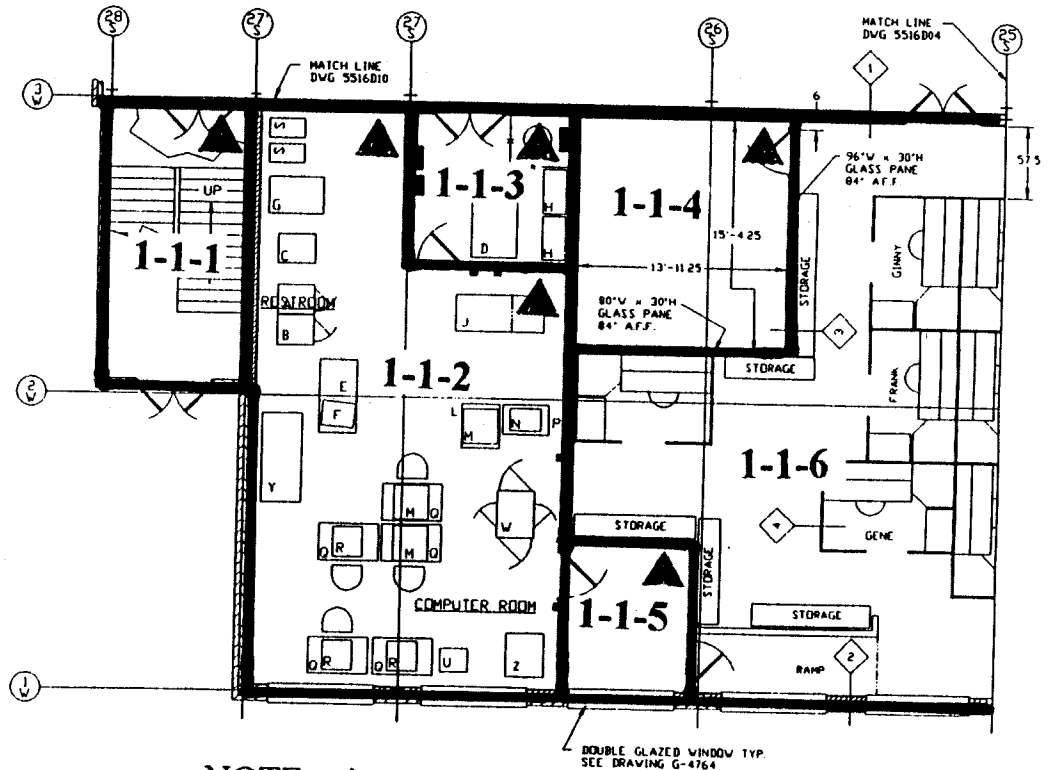
COMPUTER ROOM EQUIPMENT LEGEND

- A - 4997 RACK SERIES 1 COMPUTER
- B - 4997 RACK V/SERIES 1 COMPUTER
- C - C351 PRINTER FOR SERIES 1 COMPUTER
- D - CHECK PRINTER
- E - 30" x 60" TABLE
- F - 3031 CRT
- G - BURSTER
- H - METAL SHELVING UNIT x 84" HIGH
- J - 5360 SYSTEM 36 COMPUTER
- K - BOOKCASE
- L - STANDUP WORK STATION
- M - 5251 OPERATOR'S CONSOLE FOR SYSTEM 36 COMPUTER
- N - PRINTER STAND
- P - 5256 PRINTER
- Q - 30" x 48" TABLE
- R - 5291 OPERATOR'S CONSOLE FOR SYSTEM 36 COMPUTER
- S - 5 DRAWER FILING CABINET
- T - TELEX
- U - FACSIMILE V/TELEPHONE & MODUM
- V - 34" x 72" TABLE
- W - 3262 PRINTER FOR SYSTEM 36 COMPUTER
- Y - AIR CONDITIONING UNIT
- Z - CP9 VOLTAGE REGULATOR

SEE CAD000773 FOR FIRE PROTECTION EQUIPMENT LAYOUT

LEGEND

- ① 8" BLOCK, 3/4" PLASTER, AND 5/8" DRYWALL
- ② 4" BRICK, 4" BLOCK, 1" PLASTER, 3-1/2" WOOD FRAME V/INSULATION
- ③ 3-1/2" WOOD FRAME AND 5/8" DRYWALL 115" HIGH
- ④ WESTINGHOUSE MODULAR WALL UNITS (ASD) 60" HIGH



NOTE: ▲ DESIGNATES NORTHERN MOST WEST CORNER (0, 0 Reference point)

TO EXAMINE & UNDERSTAND THESE DRAWINGS, REFER TO THE COMPANY DRAWING SPECIFICATIONS, TOLERANCES, AND DIMENSIONS. REFER TO THE COMPANY DIMENSIONS IN THESE UNITS: ALL DIMENSIONS ARE IN INCHES & DECIMALS THEREOF. UNLESS OTHERWISE SPECIFIED, ALL DIMENSIONS SHALL BE TO THE CENTER OF DIMENSIONS UNLESS OTHERWISE SPECIFIED. DIMENSIONS SHALL BE TO THE CENTER OF DIMENSIONS UNLESS OTHERWISE SPECIFIED.	WESTINGHOUSE PROPRIETARY DATA  THIS DOCUMENT CONTAINS PROPRIETARY AND CONFIDENTIAL INFORMATION OF THE WESTINGHOUSE ELECTRICAL CORPORATION. IT IS TO BE KEPT STRICTLY CONFIDENTIAL AND NOT TO BE REPRODUCED OR TRANSMITTED IN ANY FORM OR BY ANY MEANS, ELECTRONIC OR MECHANICAL, INCLUDING PHOTOCOPYING, RECORDING, OR BY ANY INFORMATION STORAGE AND RETRIEVAL SYSTEM, WITHOUT THE WRITTEN PERMISSION OF THE WESTINGHOUSE ELECTRICAL CORPORATION.	DESIGNED BY: J. L. CLAVSON DRAWN BY: J. L. CLAVSON CHECKED BY: J. L. CLAVSON DATE: 8/11/75	TITLE: MAIN BUILDING EQUIPMENT LAYOUT OFFICE AREA
		WESTINGHOUSE ELECTRIC CORPORATION SPECIALTY METALS PLANT - BLAIRSVILLE, PA. USA	

## Blairsville Point Survey Form #003

Survey Serial #:	01-414
Survey Section:	1
Survey Unit:	1
Survey Sub-unit:	11

Alpha Survey Instruments				
Inst. S/N	Inst. Code	Eff. %	Corr. Fac.	Bkg. CPM
1588	8	21.2	4.72	1


Beta Survey Instruments				
Inst. S/N	Inst. Code	Eff. %	Corr. Fac.	Bkg. CPM
1601	13	34.6	2.89	174

Gamma or Beta/Gamma Instruments			
Inst. S/N	Inst. Code	Bkg.	Detection Type
1522	22	0.009	Beta / Gamma
234	23	6	Gamma

Classification:	4
Survey Type:	LOWER
Survey Date:	8/11/95
Count Date:	9/12/95

Alpha Counting Instruments				
Inst. S/N	Inst. Code	Eff. %	Corr. Fac.	Bkg. CPM
13295	2	33.96	2.94	0.34

Beta Counting Instruments				
Inst. S/N	Inst. Code	Eff. %	Corr. Fac.	Bkg. CPM
13295	3	37.6	2.66	1.68

Surveyor:	A.V.TAYLOR/C.VERGARI
Signature:	

Surface Description	Coordinates		Gamma at 1m	Gamma Inst.	Beta/Gamma Contact	Beta/Gamma	Contact Gross 1 min. Count	Alpha Inst.	Contact Gross 1 min. Count	Beta Inst.	Scan Contact Gross CPM		Removable DPM/100 cm2	Alpha Count	Removable DPM/100 cm2	Beta Count	Comments
	X	Y	uR/hr	Code	mR/hr	Code	Alpha	Code	Beta	Code	Max Beta	Avg Beta	Alpha	Code	Beta	Code	
FLOOR	2	-0.5	7	23	0.013	22	4	8	247	13	265	180	-0.99	2	-1.80	3	CARPET
FLOOR	2	-3	7	23	0.01	22	5	8	221	13	281	200	-0.99	2	-1.80	3	CARPET

**LB5100-W Low Background Counting System – Smear Analysis**

Date: 9/12/95  
 Counting Unit id: 1  
 Data file name: C:\LBXL\UNIT1\B01-414.XLD  
 Batch Ended: 9/12/95 9:20  
 Crosstalk Correction: Not Applied

Alpha activity action level (DPM): 20.00  
 Beta activity action level (DPM): 200.00  
 Certainty level for MDA and flags: 95.00%  
 High Voltage Setting: 1440

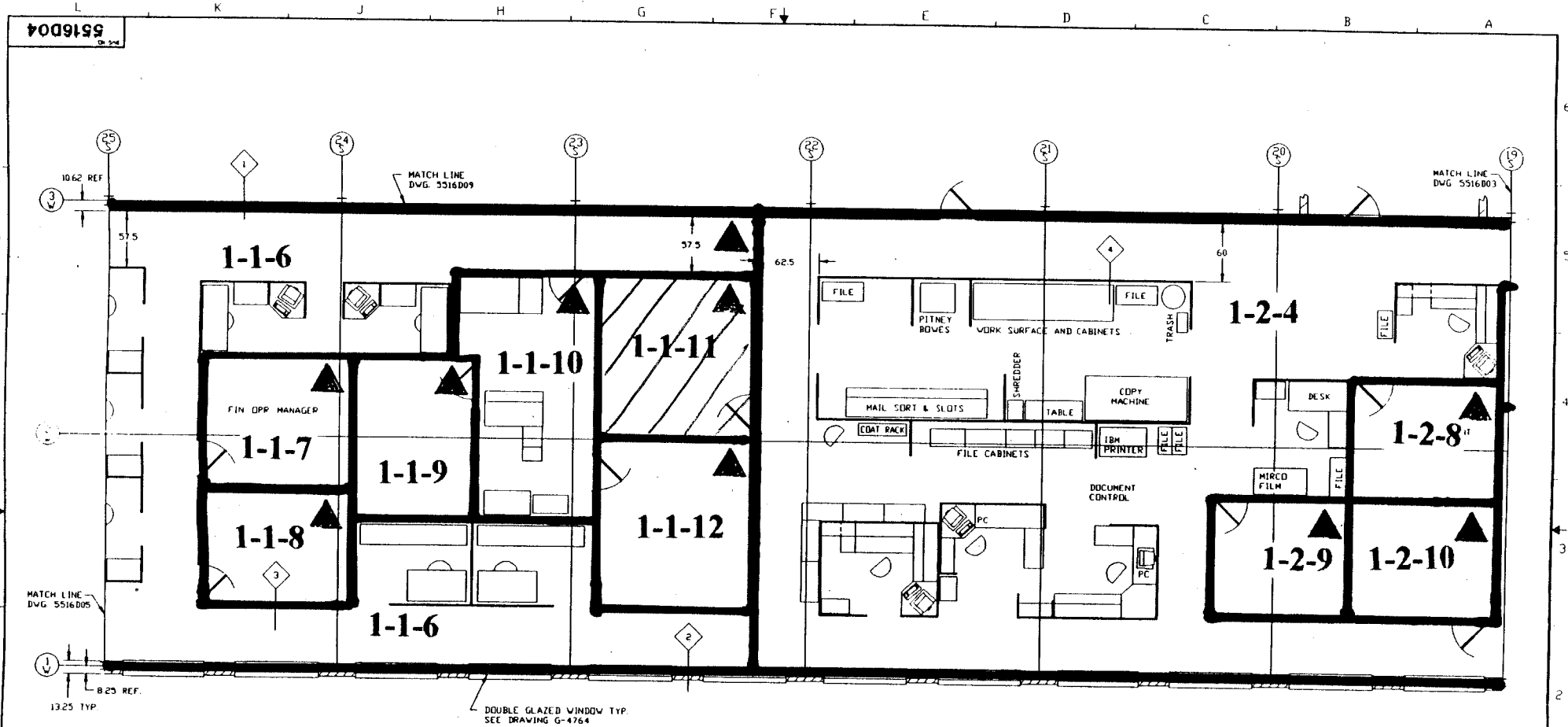
Application Revision: 3  
 Application Version: Standard

Batch ID: BLAIRSVILLE 1-1-11

Carrier	Alpha Activity				Beta Activity				Count time (min)	Alpha CPM	Beta CPM	Completion Date - Time
	DPM	$\sigma$	flags	MDA	DPM	$\sigma$	flags	MDA				
1	-0.989	1.48	<MDA	7.98	-1.80	1.90	<MDA	11.67	2.00	-0.336	-0.68	9/12/95 9:18
2	-0.989	1.48	<MDA	7.98	-1.80	1.90	<MDA	11.67	2.00	-0.336	-0.68	9/12/95 9:20

Alpha efficiency log file: th230ab Alpha Efficiency: 33.96% Alpha to Beta Crosstalk: 24.36% Alpha Background (CPM): 0.335714286 Alpha Correction Factor: 1.000
Beta efficiency log file: tc99ab Beta Efficiency: 37.60% Beta into Alpha Crosstalk: 0.17% Beta Background (CPM): 1.678571429 Beta Correction Factor: 1.000

UNIT: 1-1-11  
 SN: 01-414  
 DATE: 8-11-95



- LEGEND
- ◇ 8" BLOCK, 3/4" PLASTER, AND 5/8" DRYWALL
  - ◇ 4" BRICK, 4" BLOCK, 1" PLASTER, 3-1/2" WOOD FRAME W/INSULATION
  - ◇ 3-1/2" WOOD FRAME AND 5/8" DRYWALL 115" HIGH
  - ◇ WESTINGHOUSE MODULAR WALL UNITS (ASD) 60" HIGH

NOTE: ▲ DESIGNATES NORTHERN MOST WEST CORNER (0, 0 Reference point)

TO DIMENSIONS & FINISHING NOTES UNLESS OTHERWISE SPECIFIED: FINISHING PRACTICES SHOULD BE IN ACCORDANCE WITH THE 1995 INTERNATIONAL BUILDING CODE (IBC) AND THE 1995 INTERNATIONAL MECHANICAL AND ELECTRICAL CODE (IMC). DIMENSIONS IN PARENTHESIS ARE APPROXIMATE. ALL DIMENSIONS SHOWN ON THIS DRAWING ARE TO FACE UNLESS OTHERWISE NOTED. DIMENSIONS TO CENTERLINE ARE SHOWN WITH "C". DIMENSIONS TO FINISH SURFACE ARE SHOWN WITH "F". DIMENSIONS TO UNFINISHED SURFACE ARE SHOWN WITH "U".	WESTINGHOUSE PROPRIETARY DATA THIS DOCUMENT CONTAINS PROPRIETARY INFORMATION OF THE WESTINGHOUSE ELECTRIC CORPORATION-NUCLEAR FUEL OPERATIONS DIVISIONS. IT IS TRANSMITTED TO YOU IN CONFIDENCE AND TRUST AND IS TO BE RETURNED UPON REQUEST. ITS CONTENT MAY NOT BE REPRODUCED OR DISCLOSED IN ANY MANNER OR USED FOR OTHER THAN THE PURPOSES FOR WHICH IT WAS TRANSMITTED WITHOUT THE PRIOR WRITTEN PERMISSION OF THE WESTINGHOUSE NUCLEAR FUEL OPERATIONS DIVISION.	SEE WITH V CLEARANCE: 81-07-08 BY: _____ DATE: _____ CHECKED BY: _____ DATE: _____ APPROVED BY: _____ DATE: _____	Westinghouse Electric Corporation SPECIALTY METALS PLANT BEAVERVILLE, PA USA TITLE: MAIN BUILDING EQUIPMENT LAYOUT OFFICE AREA SCALE: 25' = 12" SHEET 1 OF 1 SHEET NO. 5516D04
		SHEET NO. 5516D04 DATE: 8-11-95 DRAWN BY: _____ CHECKED BY: _____ APPROVED BY: _____	

## Blairsville Point Survey Form #003

Survey Serial #:	01-415
Survey Section:	1
Survey Unit:	2
Survey Sub-unit:	9

Alpha Survey Instruments				
Inst. S/N	Inst. Code	Eff. %	Corr. Fac.	Bkg. CPM
1588	8	21.2	4.72	2


Beta Survey Instruments				
Inst. S/N	Inst. Code	Eff. %	Corr. Fac.	Bkg. CPM
1601	13	34.6	2.89	209

Gamma or Beta/Gamma Instruments			
Inst. S/N	Inst. Code	Bkg.	Detection Type
1522	22	0.006	Beta / Gamma
234	23	7	Gamma

Classification:	4
Survey Type:	LOWER
Survey Date:	8/11/95
Count Date:	9/12/95

Alpha Counting Instruments				
Inst. S/N	Inst. Code	Eff. %	Corr. Fac.	Bkg. CPM
13295	2	33.96	2.94	0.34

Beta Counting Instruments				
Inst. S/N	Inst. Code	Eff. %	Corr. Fac.	Bkg. CPM
13295	3	37.6	2.66	1.68

Surveyor:	A.V.TAYLOR/C.VERGARI
Signature:	

Surface Description	Coordinates		Gamma at 1m	Gamma Inst.	Beta/Gamma Contact	Beta/Gamma	Contact Gross 1 min. Count	Alpha Inst.	Contact Gross 1 min. Count	Beta Inst.	Scan Contact Gross CPM		Removable DPM/100 cm2	Alpha Count	Removable DPM/100 cm2	Beta Count	Comments
	X	Y	uR/hr	Code	mR/hr	Code	Alpha	Code	Beta	Code	Max Beta	Avg Beta	Alpha	Code	Beta	Code	
FLOOR	0.5	-1	7	23	0.015	22	3	8	217	13	312	210	-0.99	2	0.85	3	CARPET
FLOOR	1	-2.6	7	23	0.013	22	2	8	241	13	268	190	1.96	2	-1.80	3	CARPET

**LB5100-W Low Background Counting System -- Smear Analysis**

Date: 9/12/95  
 Counting Unit id: 1  
 Data file name: C:\LBXL\UNIT1\B01-415.XLD  
 Batch Ended: 9/12/95 9:24  
 Crosstalk Correction: Not Applied

Alpha activity action level (DPM): 20.00  
 Beta activity action level (DPM): 200.00  
 Certainty level for MDA and flags: 95.00%  
 High Voltage Setting: 1440

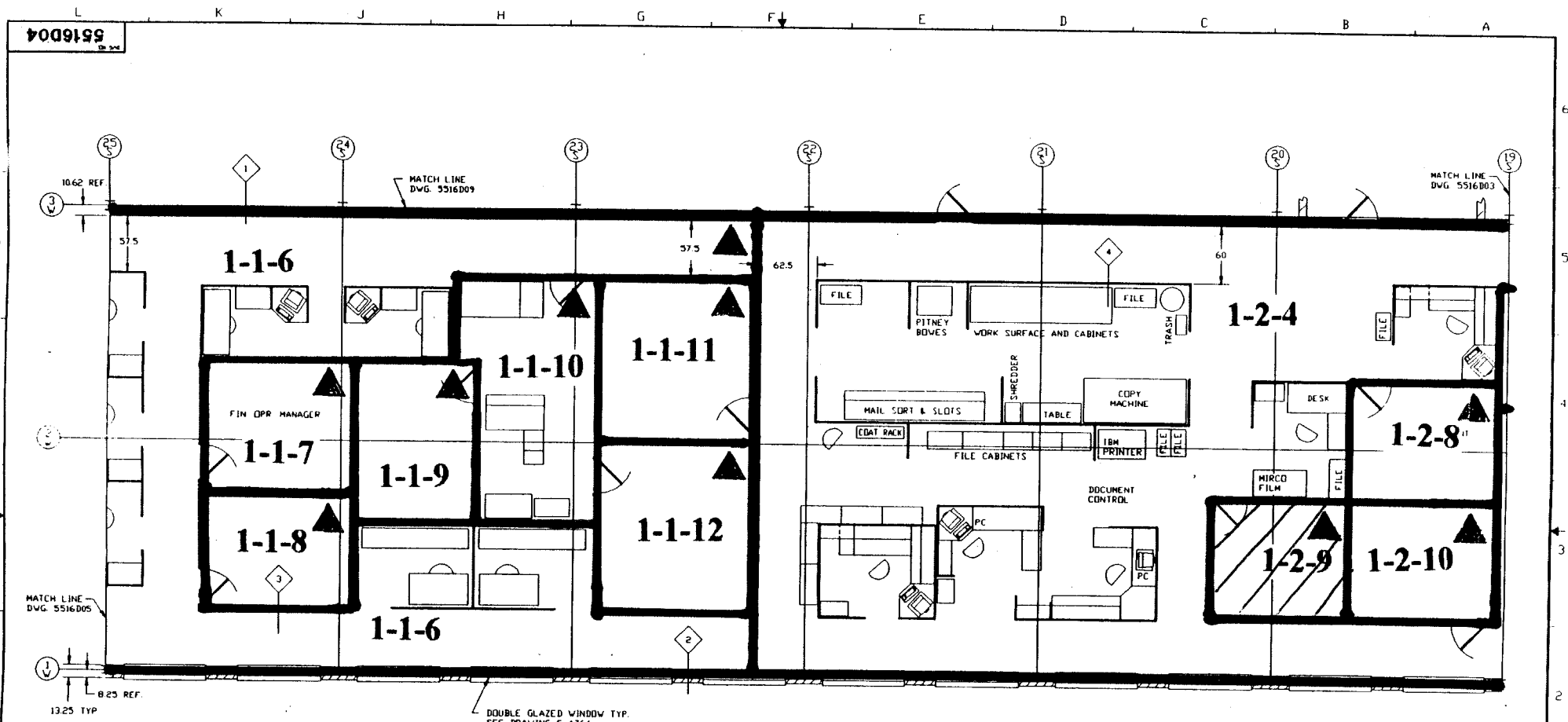
Application Revision: 3  
 Application Version: Standard

Batch ID: BLAIRSVILLE 1-2-9

Carrier	Alpha Activity				Beta Activity			
	DPM	$\sigma$	flags	MDA	DPM	$\sigma$	flags	MDA
3	-0.989	1.48	<MDA	7.98	0.85	2.68	<MDA	11.67
4	1.956	2.09	<MDA	7.98	-1.80	1.90	<MDA	11.67

Alpha efficiency log file: th230ab			
Alpha Efficiency: 33.96%			
Alpha to Beta Crosstalk: 24.36%			
Alpha Background (CPM): 0.335714286			
Alpha Correction Factor: 1.000			
Beta efficiency log file: tc99ab			
Beta Efficiency: 37.60%			
Beta into Alpha Crosstalk: 0.17%			
Beta Background (CPM): 1.678571429			
Beta Correction Factor: 1.000			
Count time (min)	Alpha CPM	Beta CPM	Completion Date - Time
2.00	-0.336	0.32	9/12/95 9:22
2.00	0.664	-0.68	9/12/95 9:24

UNIT: 1-2-9  
 SN: 01-415  
 DATE: 8-11-95



- LEGEND
- ◆ 8" BLOCK, 3/4" PLASTER, AND 5/8" DRYWALL
  - ◆ 4" BRICK, 4" BLOCK, 1" PLASTER, 3-1/2" WOOD FRAME W/INSULATION
  - ◆ 3-1/2" WOOD FRAME AND 5/8" DRYWALL 115" HIGH
  - ◆ WESTINGHOUSE MODULAR WALL UNITS (ASD) 60" HIGH

NOTE: ▲ DESIGNATES NORTHERN MOST WEST CORNER (0, 0 Reference point)

NO.	REV.	DATE	BY	CHKD.
1				
2				
3				
4				
5				
6				
7				
8				
9				
10				

TOLERANCES & FINISHING NOTES  
 UNLESS OTHERWISE SPECIFIED  
 FINISHING PRACTICES REQUIRE SHOWN  
 DIMENSIONS TOLERANCES AND  
 FINISHING PRACTICES SHALL BE  
 IN ACCORDANCE WITH THE  
 REQUIREMENTS OF THE  
 CONTRACT DOCUMENTS.  
 ALL DIMENSIONS & FINISHING  
 SHALL BE TO FACE UNLESS  
 OTHERWISE SPECIFIED.  
 FINISHING PRACTICES SHALL  
 BE IN ACCORDANCE WITH THE  
 REQUIREMENTS OF THE  
 CONTRACT DOCUMENTS.

WESTINGHOUSE PROPRIETARY DATA  
 THIS DOCUMENT CONTAINS PROPRIETARY INFORMATION OF THE WESTINGHOUSE ELECTRIC CORPORATION NUCLEAR FUEL OPERATIONS DIVISIONS. IT IS TRANSMITTED TO YOU IN CONFIDENCE AND TRUST AND IS NOT TO BE DISCLOSED OR REPRODUCED IN ANY MANNER OR FOR ANY OTHER PURPOSE WITHOUT THE WRITTEN PERMISSION OF THE WESTINGHOUSE NUCLEAR FUEL OPERATIONS DIVISIONS.

DESIGN	DATE
BY	
CHKD.	
REV. ENG.	
REV. DWG.	
APP.	

**Westinghouse Electric Corporation**  
 SPECIALTY METALS PLANT BLAIRSVILLE, PA USA

MAIN BUILDING EQUIPMENT LAYOUT OF OFFICE AREA

SCALE 25' = 12"

SHEET 1 OF 1 SHEET NO. 5516D04



# Blairsville Point Survey Form #003

Survey Serial #:	01-416
Survey Section:	1
Survey Unit:	18
Survey Sub-unit:	10

Alpha Survey Instruments				
Inst. S/N	Inst. Code	Eff. %	Corr. Fac.	Bkg. CPM
1588	8	21.2	4.72	0

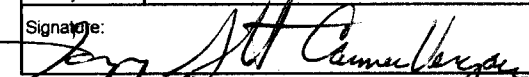
Beta Survey Instruments				
Inst. S/N	Inst. Code	Eff. %	Corr. Fac.	Bkg. CPM
1601	13	34.6	2.89	224

Gamma or Beta/Gamma Instruments			
Inst. S/N	Inst. Code	Bkg.	Detection Type
1522	22	0.008	Beta / Gamma
234	23	6	Gamma

Classification:	4
Survey Type:	LOWER
Survey Date:	8/11/95
Count Date:	9/12/95

Alpha Counting Instruments				
Inst. S/N	Inst. Code	Eff. %	Corr. Fac.	Bkg. CPM
13295	2	33.96	2.94	0.34

Beta Counting Instruments				
Inst. S/N	Inst. Code	Eff. %	Corr. Fac.	Bkg. CPM
13295	3	37.6	2.66	1.68

Surveyor:	L.J.SMITH/C.VERGARI
Signature:	

Surface Description	Coordinates		Gamma at 1m uR/hr	Gamma Inst. Code	Beta/Gamma Contact mR/hr	Beta/Gamma Code	Contact Gross 1 min. Count Alpha	Alpha Inst. Code	Contact Gross 1 min. Count Beta	Beta Inst. Code	Scan Contact Gross CPM		Removable DPM/100 cm2 Alpha	Alpha Count Code	Removable DPM/100 cm2 Beta	Beta Count Code	Comments
	X	Y									Max Beta	Avg Beta					
FLOOR	1	-1	7	23	0.011	22	2	8	239	13	300	250	0.48	2	0.85	3	TILE
FLOOR	2	-4	8	23	0.01	22	2	8	257	13	347	275	0.48	2	-1.80	3	TILE

**LB5100-W Low Background Counting System -- Smear Analysis**

Date: 9/12/95  
 Counting Unit id: 1  
 Data file name: C:\LBXL\UNIT1\B01-416.XLD  
 Batch Ended: 9/12/95 9:29  
 Crosstalk Correction: Not Applied

Alpha activity action level (DPM): 20.00  
 Beta activity action level (DPM): 200.00  
 Certainty level for MDA and flags: 95.00%  
 High Voltage Setting: 1440

Application Revision: 3  
 Application Version: Standard

Batch ID: BLAIRSVILLE 1-18-10

Carrier	Alpha Activity				Beta Activity				Count time (min)	Alpha CPM	Beta CPM	Completion Date - Time
	DPM	$\sigma$	flags	MDA	DPM	$\sigma$	flags	MDA				
5	0.484	1.48	<MDA	7.98	0.85	2.68	<MDA	11.67	2.00	0.164	0.32	9/12/95 9:27
6	0.484	1.48	<MDA	7.98	-1.80	1.90	<MDA	11.67	2.00	0.164	-0.68	9/12/95 9:29

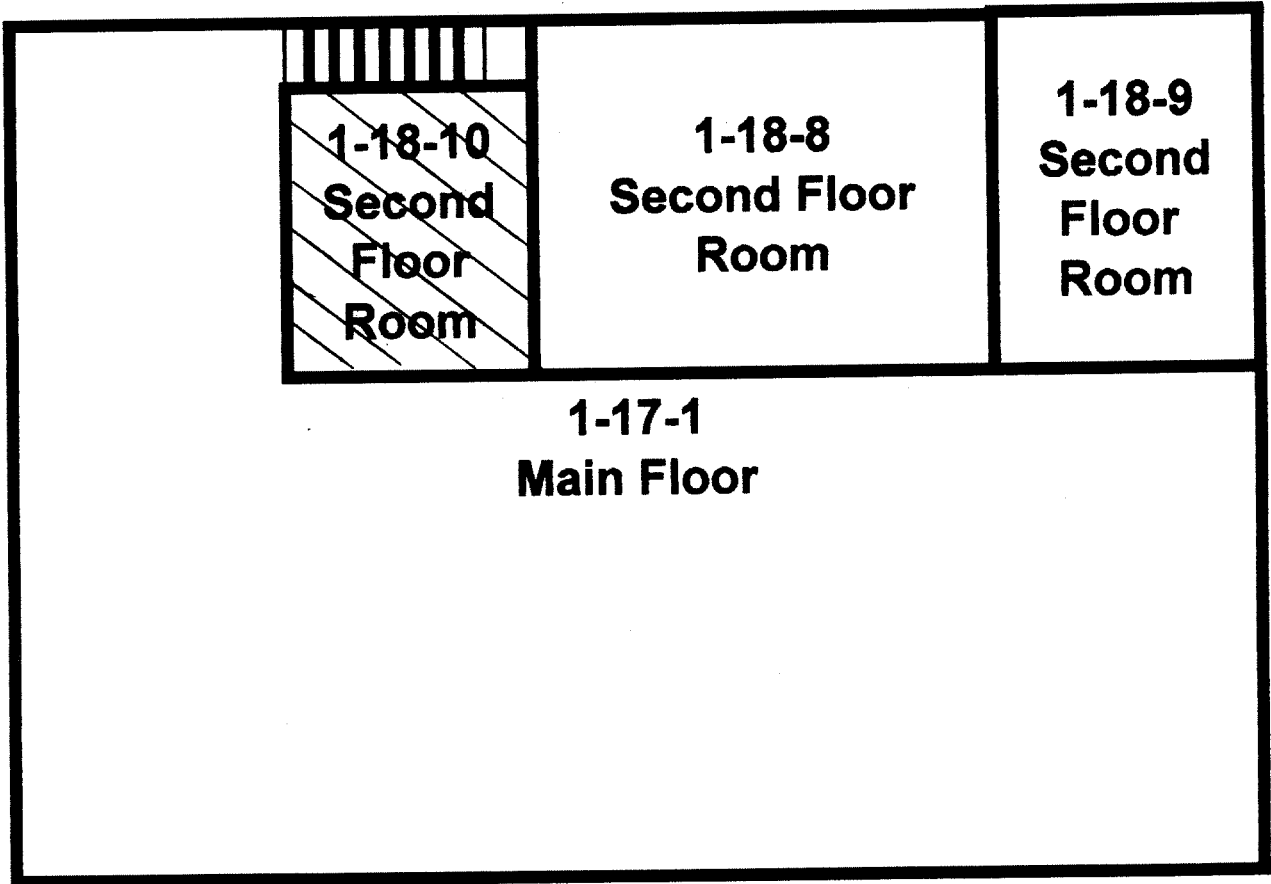
Alpha efficiency log file: th230ab Alpha Efficiency: 33.96% Alpha to Beta Crosstalk: 24.36% Alpha Background (CPM): 0.335714286 Alpha Correction Factor: 1.000
Beta efficiency log file: tc99ab Beta Efficiency: 37.60% Beta into Alpha Crosstalk: 0.17% Beta Background (CPM): 1.678571429 Beta Correction Factor: 1.000

SJ# - 01-416

1-18-10

8-11-95

## SECOND FLOOR ROOMS UNIT 1-18



## Blairsville Point Survey Form #003

Survey Serial #:	01-417
------------------	--------

Survey Section:	1
-----------------	---

Survey Unit:	24A
--------------	-----

Survey Sub-unit:	4
------------------	---

Classification:	4
-----------------	---

Survey Type:	UPPER
--------------	-------

Survey Date:	8/12/95
--------------	---------

Count Date:	9/12/95
-------------	---------

Alpha Survey Instruments				
Inst. S/N	Inst. Code	Eff. %	Corr. Fac.	Bkg. CPM
1588	8	21.2	4.72	1


Beta Survey Instruments				
Inst. S/N	Inst. Code	Eff. %	Corr. Fac.	Bkg. CPM
1601	13	34.6	2.89	267

Gamma or Beta/Gamma Instruments			
Inst. S/N	Inst. Code	Bkg.	Detection Type

Alpha Counting Instruments				
Inst. S/N	Inst. Code	Eff. %	Corr. Fac.	Bkg. CPM
13295	2	33.96	2.94	0.34

Beta Counting Instruments				
Inst. S/N	Inst. Code	Eff. %	Corr. Fac.	Bkg. CPM
13295	3	37.6	2.66	1.68

Surveyor:	L.J. SMITH/C. VERGARI
-----------	-----------------------

Signature: 

Surface Description	Coordinates		Gamma at 1m	Gamma Inst.	Beta/Gamma Contact	Beta/Gamma	Contact Gross 1 min. Count	Alpha Inst.	Contact Gross 1 min. Count	Beta Inst.	Scan Contact		Removable DPM/100 cm2	Alpha Count	Removable DPM/100 cm2	Beta Count	Comments
											Gross CPM						
	X	Y	uR/hr	Code	mR/hr	Code	Alpha	Beta	Code	Code	Max Beta	Avg Beta	Alpha	Beta	Code		
CEILING	1	-1	N/A	N/A	N/A	N/A	1	8	291	13	360	270	-0.99	2	-1.80	3	PLASTER
CEILING	3	-1	N/A	N/A	N/A	N/A	2	8	262	13	379	260	0.48	2	-1.80	3	PLASTER
CEILING	2	-2	N/A	N/A	N/A	N/A	4	8	266	13	377	260	-0.99	2	-0.47	3	PLASTER
CEILING	1	-3	N/A	N/A	N/A	N/A	2	8	278	13	331	270	0.48	2	-3.13	3	PLASTER
CEILING	3	-3	N/A	N/A	N/A	N/A	1	8	304	13	341	240	-0.99	2	0.85	3	PLASTER
CEILING	2	-4	N/A	N/A	N/A	N/A	1	8	298	13	335	260	-0.99	2	-0.47	3	PLASTER

**LB5100-W Low Background Counting System -- Smear Analysis**

Date: 9/12/95  
 Counting Unit id: 1  
 Data file name: C:\LBXL\UNIT1\B01-417.XLD  
 Batch Ended: 9/12/95 9:42  
 Crosstalk Correction: Not Applied

Alpha activity action level (DPM): 20.00  
 Beta activity action level (DPM): 200.00  
 Certainty level for MDA and flags: 95.00%  
 High Voltage Setting: 1440

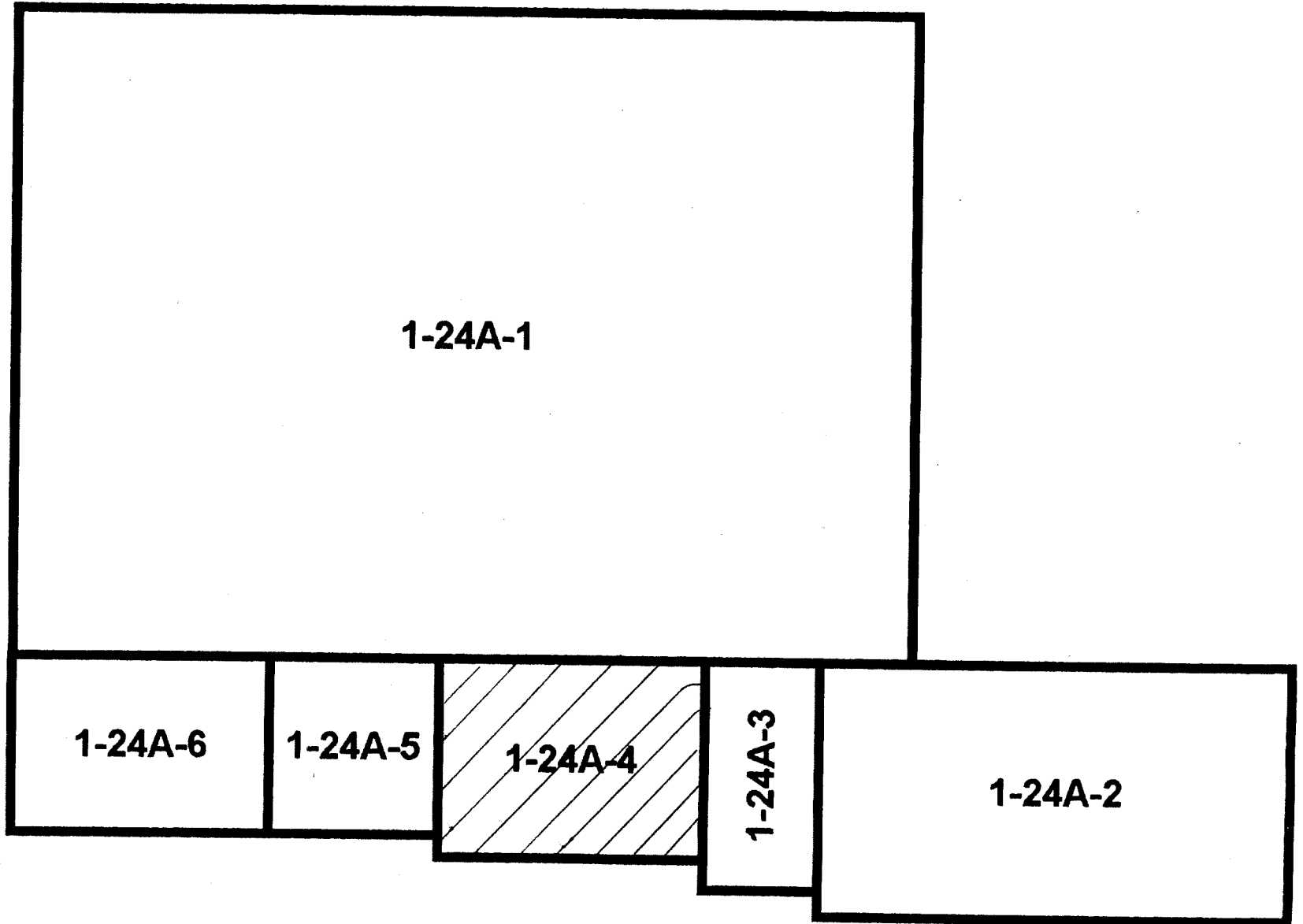
Application Revision: 3  
 Application Version: Standard

Batch ID: BLAIRSVILLE 1-24A-4

Carrier	Alpha Activity				Beta Activity				Count time (min)	Alpha CPM	Beta CPM	Completion Date - Time
	DPM	$\sigma$	flags	MDA	DPM	$\sigma$	flags	MDA				
7	-0.989	1.48	<MDA	7.98	-1.80	1.90	<MDA	11.67	2.00	-0.336	-0.68	9/12/95 9:31
8	0.484	1.48	<MDA	7.98	-1.80	1.90	<MDA	11.67	2.00	0.164	-0.68	9/12/95 9:33
9	-0.989	1.48	<MDA	7.98	-0.47	2.32	<MDA	11.67	2.00	-0.336	-0.18	9/12/95 9:36
10	0.484	1.48	<MDA	7.98	-3.13	1.36	<MDA	11.67	2.00	0.164	-1.18	9/12/95 9:38
11	-0.989	1.48	<MDA	7.98	0.85	2.68	<MDA	11.67	2.00	-0.336	0.32	9/12/95 9:40
12	-0.989	1.48	<MDA	7.98	-0.47	2.32	<MDA	11.67	2.00	-0.336	-0.18	9/12/95 9:42

Alpha efficiency log file: th230ab Alpha Efficiency: 33.96% Alpha to Beta Crosstalk: 24.36% Alpha Background (CPM): 0.335714286 Alpha Correction Factor: 1.000
Beta efficiency log file: tc99ab Beta Efficiency: 37.60% Beta into Alpha Crosstalk: 0.17% Beta Background (CPM): 1.678571429 Beta Correction Factor: 1.000

# UNIT 1-24A



8-12-95  
1-24A-4  
# 01-417

# Blairsville Point Survey Form #003

Survey Serial #:	01-419
Survey Section:	1
Survey Unit:	51
Survey Sub-unit:	1

Alpha Survey Instruments				
Inst. S/N	Inst. Code	Eff. %	Corr. Fac.	Bkg. CPM
1588	8	21.2	4.72	0

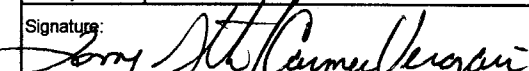
Beta Survey Instruments				
Inst. S/N	Inst. Code	Eff. %	Corr. Fac.	Bkg. CPM
1601	13	34.6	2.89	279
5242	15	22.6	4.42	40

Gamma or Beta/Gamma Instruments			
Inst. S/N	Inst. Code	Bkg.	Detection Type
1522	22	0.015	Beta / Gamma
234	23	8	Gamma

Classification:	1
Survey Type:	ROOFTOP

Alpha Counting Instruments				
Inst. S/N	Inst. Code	Eff. %	Corr. Fac.	Bkg. CPM
13295	2	33.96	2.94	0.34

Beta Counting Instruments				
Inst. S/N	Inst. Code	Eff. %	Corr. Fac.	Bkg. CPM
13295	3	37.6	2.66	1.68

Surveyor:	L.J. SMITH/C. VERGARI
Signature:	

Surface Description	Coordinates		Gamma at 1m	Gamma Inst.	Beta/Gamma Contact	Beta/Gamma Code	Contact Gross 1 min. Count	Alpha Inst. Code	Contact Gross 1 min. Count	Beta Inst. Code	Scan Contact Gross CPM		Removable DPM/100 cm2	Alpha Count	Removable DPM/100 cm2	Beta Count	Comments
	X	Y	uR/hr	Code	mR/hr	Code	Alpha	Code	Beta	Code	Max Beta	Avg Beta	Alpha	Code	Beta	Code	
ROOF	6	-5	8	23	0.056	22	8	8	306	13	458	340	-0.99	2	-3.13	3	RUBBER
ROOF	8	-10	7	23	0.013	22	20	8	315	13	322	260	1.96	2	-3.13	3	RUBBER
ROOF	1	-16	7	23	0.012	22	11	8	313	13	473	320	0.48	2	-1.80	3	DRAIN AREA
ROOF	6	-20	6	23	0.011	22	16	8	298	13	322	270	-0.99	2	-0.47	3	RUBBER
ROOF	4	-25	6	23	0.013	22	18	8	313	13	337	260	0.48	2	4.84	3	RUBBER
ROOF	10	-30	7	23	0.009	22	9	8	345	13	469	300	3.43	2	6.17	3	RUBBER
ROOF	6	-35	6	23	0.015	22	5	8	256	13	281	240	-0.99	2	-1.80	3	RUBBER
ROOF	4	-40	6	23	0.013	22	8	8	251	13	339	240	-0.99	2	-1.80	3	RUBBER
ROOF	10	-40	7	23	0.012	22	13	8	260	13	303	260	-0.99	2	0.85	3	RUBBER
ROOF	6	-45	6	23	0.007	22	11	8	269	13	305	230	-0.99	2	0.85	3	RUBBER
ROOF	6	-50	5	23	0.035	22	16	8	251	13	316	260	-0.99	2	-1.80	3	RUBBER
ROOF	1	-52	6	23	0.011	22	8	8	310	13	504	300	-0.99	2	-1.80	3	ROOF DRAIN AREA
ROOF	8	-55	6	23	0.015	22	12	8	288	13	385	290	1.96	2	-1.80	3	RUBBER
ROOF	4.5	-61	6	23	0.013	22	9	8	310	13	340	270	-0.99	2	4.84	3	EXHAUST FAN AREA
ROOF	1.5	-66.5	6	23	0.01	22	8	8	282	13	266	250	-0.99	2	0.85	3	SEWER VENT AREA
ROOF	6	-70	7	23	0.013	22	11	8	263	13	374	240	0.48	2	-3.13	3	RUBBER
ROOF	1.5	-73.5	7	23	0.015	22	21	8	306	13	365	250	-0.99	2	0.85	3	SEWER VENT AREA
ROOF	6	-80	6	23	0.032	22	13	8	245	13	390	260	-0.99	2	7.50	3	RUBBER
ROOF	10	-85	6	23	0.007	22	6	8	261	13	351	280	-0.99	2	0.85	3	RUBBER
ROOF	1	-89	6	23	0.022	22	11	8	336	13	727	350	0.48	2	3.51	3	ROOF DRAIN AREA
ROOF	6	-95	5	23	0.011	22	14	8	271	13	309	250	-0.99	2	0.85	3	RUBBER
ROOF	8	-100	6	23	0.029	22	16	8	302	13	337	270	-0.99	2	3.51	3	RUBBER
ROOF	4	-105	6	23	0.012	22	18	8	322	13	480	280	-0.99	2	-1.80	3	RUBBER

# Blairsville Point Survey Form #003

Survey Serial #: **01-419**

Survey Section: **1**

Survey Unit: **51**

Survey Sub-unit: **1**

Classification: **1**

Survey Type: **ROOFTOP**

Survey Date: **8/13/95**

Count Date: **9/12/95**

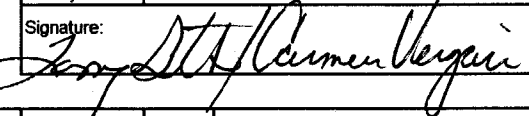
Alpha Survey Instruments				
Inst. S/N	Inst. Code	Eff. %	Corr. Fac.	Bkg. CPM
1588	8	21.2	4.72	0

Beta Survey Instruments				
Inst. S/N	Inst. Code	Eff. %	Corr. Fac.	Bkg. CPM
1601	13	34.6	2.89	279
5242	15	22.6	4.42	40

Gamma or Beta/Gamma Instruments			
Inst. S/N	Inst. Code	Bkg.	Detection Type
1522	22	0.015	Beta / Gamma
234	23	8	Gamma

Alpha Counting Instruments				
Inst. S/N	Inst. Code	Eff. %	Corr. Fac.	Bkg. CPM
13295	2	33.96	2.94	0.34

Beta Counting Instruments				
Inst. S/N	Inst. Code	Eff. %	Corr. Fac.	Bkg. CPM
13295	3	37.6	2.66	1.68

Surveyor: **L.J. SMITH/C. VERGARI**  
 Signature: 

Surface Description	Coordinates		Gamma at 1m	Gamma Inst.	Beta/Gamma Contact	Beta/Gamma Code	Contact Gross 1 min. Count	Alpha Inst.	Contact Gross 1 min. Count	Beta Inst.	Scan Contact		Removable DPM/100 cm <sup>2</sup>	Alpha Count	Removable DPM/100 cm <sup>2</sup>	Beta Count	Comments
											Gross CPM						
	X	Y	uR/hr	Code	mR/hr	Code	Alpha	Beta	Code	Code	Max Beta	Avg Beta	Alpha	Code	Beta	Code	
ROOF	6	-110	6	23	0.064	22	20	8	277	13	373	270	0.48	2	3.51	3	RUBBER
ROOF	4	-115	5	23	0.009	22	10	8	236	13	320	260	-0.99	2	6.17	3	AIR INTAKE STRUCTURE
ROOF	6	-120	6	23	0.012	22	9	8	278	13	383	280	0.48	2	2.18	3	RUBBER
ROOF	1	-125	6	23	0.014	22	12	8	262	13	415	300	-0.99	2	-0.47	3	ROOF DRAIN AREA
ROOF	6	-130	6	23	0.011	22	14	8	258	13	378	280	-0.99	2	-0.47	3	RUBBER
ROOF	6	-135	6	23	0.008	22	15	8	297	13	346	260	-0.99	2	0.85	3	RUBBER
ROOF	2	-140	7	23	0.02	22	12	8	330	13	388	300	0.48	2	2.18	3	RUBBER
ROOF DRAIN	1	-16	N/A	N/A	N/A	N/A	N/A	N/A	N/A	15	120	70	-0.99	2	4.84	3	
ROOF DRAIN	1	-52	N/A	N/A	N/A	N/A	N/A	N/A	N/A	15	100	50	0.48	2	-0.47	3	
ROOF DRAIN	1	-89	N/A	N/A	N/A	N/A	N/A	N/A	N/A	15	90	50	-0.99	2	2.18	3	
ROOF DRAIN	1	-125	N/A	N/A	N/A	N/A	N/A	N/A	N/A	15	90	50	-0.99	2	3.51	3	





**LB5100-W Low Background Counting System – Smear Analysis**

Date: 9/12/95  
 Counting Unit id: 1  
 Data file name: C:\LBXL\UNIT1\B01-419.XLD  
 Batch Ended: 9/12/95 11:06  
 Crosstalk Correction: Not Applied

Alpha activity action level (DPM): 20.00  
 Beta activity action level (DPM): 200.00  
 Certainty level for MDA and flags: 95.00%  
 High Voltage Setting: 1440

Application Revision: 3  
 Application Version: Standard

Alpha efficiency log file: th230ab  
 Alpha Efficiency: 33.96%  
 Alpha to Beta Crosstalk: 24.36%  
 Alpha Background (CPM): 0.335714286  
 Alpha Correction Factor: 1.000

Beta efficiency log file: tc99ab  
 Beta Efficiency: 37.60%  
 Beta into Alpha Crosstalk: 0.17%  
 Beta Background (CPM): 1.678571429  
 Beta Correction Factor: 1.000

Batch ID: BLAIRSVILLE 1-51-1

Carrier	Alpha Activity				Beta Activity				Count time (min)	Alpha CPM	Beta CPM	Completion Date - Time
	DPM	$\sigma$	flags	MDA	DPM	$\sigma$	flags	MDA				
17	-0.989	1.48	<MDA	7.98	-3.13	1.36	<MDA	11.67	2.00	-0.336	-1.18	9/12/95 9:53
18	1.956	2.09	<MDA	7.98	-3.13	1.36	<MDA	11.67	2.00	0.664	-1.18	9/12/95 9:56
19	0.484	1.48	<MDA	7.98	-1.80	1.90	<MDA	11.67	2.00	0.164	-0.68	9/12/95 9:58
20	-0.989	1.48	<MDA	7.98	-0.47	2.32	<MDA	11.67	2.00	-0.336	-0.18	9/12/95 10:00
21	0.484	1.48	<MDA	7.98	4.84	3.53	<AL	11.67	2.00	0.164	1.82	9/12/95 10:02
22	3.429	2.56	<AL	7.98	6.17	3.77	<AL	11.67	2.00	1.164	2.32	9/12/95 10:04
23	-0.989	1.48	<MDA	7.98	-1.80	1.90	<MDA	11.67	2.00	-0.336	-0.68	9/12/95 10:06
24	-0.989	1.48	<MDA	7.98	-1.80	1.90	<MDA	11.67	2.00	-0.336	-0.68	9/12/95 10:09
25	-0.989	1.48	<MDA	7.98	0.85	2.68	<MDA	11.67	2.00	-0.336	0.32	9/12/95 10:11
26	-0.989	1.48	<MDA	7.98	0.85	2.68	<MDA	11.67	2.00	-0.336	0.32	9/12/95 10:13
27	-0.989	1.48	<MDA	7.98	-1.80	1.90	<MDA	11.67	2.00	-0.336	-0.68	9/12/95 10:15
28	-0.989	1.48	<MDA	7.98	-1.80	1.90	<MDA	11.67	2.00	-0.336	-0.68	9/12/95 10:18
29	1.956	2.09	<MDA	7.98	-1.80	1.90	<MDA	11.67	2.00	0.664	-0.68	9/12/95 10:20
30	-0.989	1.48	<MDA	7.98	4.84	3.53	<AL	11.67	2.00	-0.336	1.82	9/12/95 10:22
31	-0.989	1.48	<MDA	7.98	0.85	2.68	<MDA	11.67	2.00	-0.336	0.32	9/12/95 10:24
32	0.484	1.48	<MDA	7.98	-3.13	1.36	<MDA	11.67	2.00	0.164	-1.18	9/12/95 10:26
33	-0.989	1.48	<MDA	7.98	0.85	2.68	<MDA	11.67	2.00	-0.336	0.32	9/12/95 10:29
34	-0.989	1.48	<MDA	7.98	7.50	4.00	<AL	11.67	2.00	-0.336	2.82	9/12/95 10:31
35	-0.989	1.48	<MDA	7.98	0.85	2.68	<MDA	11.67	2.00	-0.336	0.32	9/12/95 10:33
36	0.484	1.48	<MDA	7.98	3.51	3.27	<MDA	11.67	2.00	0.164	1.32	9/12/95 10:35
37	-0.989	1.48	<MDA	7.98	0.85	2.68	<MDA	11.67	2.00	-0.336	0.32	9/12/95 10:37
38	-0.989	1.48	<MDA	7.98	3.51	3.27	<MDA	11.67	2.00	-0.336	1.32	9/12/95 10:40
39	-0.989	1.48	<MDA	7.98	-1.80	1.90	<MDA	11.67	2.00	-0.336	-0.68	9/12/95 10:42
40	0.484	1.48	<MDA	7.98	3.51	3.27	<MDA	11.67	2.00	0.164	1.32	9/12/95 10:44

**LB5100-W Low Background Counting System – Smear Analysis**

Date: 9/12/95  
 Counting Unit id: 1  
 Data file name: C:\LBXL\UNIT1\B01-419.XLD  
 Batch Ended: 9/12/95 11:06  
 Crosstalk Correction: Not Applied

Alpha activity action level (DPM): 20.00  
 Beta activity action level (DPM): 200.00  
 Certainty level for MDA and flags: 95.00%  
 High Voltage Setting: 1440  
 Application Revision: 3  
 Application Version: Standard

Alpha efficiency log file: th230ab  
 Alpha Efficiency: 33.96%  
 Alpha to Beta Crosstalk: 24.36%  
 Alpha Background (CPM): 0.335714286  
 Alpha Correction Factor: 1.000

Beta efficiency log file: tc99ab  
 Beta Efficiency: 37.60%  
 Beta into Alpha Crosstalk: 0.17%  
 Beta Background (CPM): 1.678571429  
 Beta Correction Factor: 1.000

Batch ID: BLAIRSVILLE 1-51-1												
Carrier	Alpha Activity				Beta Activity				Count time (min)	Alpha CPM	Beta CPM	Completion Date - Time
	DPM	$\sigma$	flags	MDA	DPM	$\sigma$	flags	MDA				
41	-0.989	1.48	<MDA	7.98	6.17	3.77	<AL	11.67	2.00	-0.336	2.32	9/12/95 10:46
42	0.484	1.48	<MDA	7.98	2.18	2.99	<MDA	11.67	2.00	0.164	0.82	9/12/95 10:48
43	-0.989	1.48	<MDA	7.98	-0.47	2.32	<MDA	11.67	2.00	-0.336	-0.18	9/12/95 10:51
44	-0.989	1.48	<MDA	7.98	-0.47	2.32	<MDA	11.67	2.00	-0.336	-0.18	9/12/95 10:53
45	-0.989	1.48	<MDA	7.98	0.85	2.68	<MDA	11.67	2.00	-0.336	0.32	9/12/95 10:55
46	0.484	1.48	<MDA	7.98	2.18	2.99	<MDA	11.67	2.00	0.164	0.82	9/12/95 10:57
47	-0.989	1.48	<MDA	7.98	4.84	3.53	<AL	11.67	2.00	-0.336	1.82	9/12/95 10:59
48	0.484	1.48	<MDA	7.98	-0.47	2.32	<MDA	11.67	2.00	0.164	-0.18	9/12/95 11:02
49	-0.989	1.48	<MDA	7.98	2.18	2.99	<MDA	11.67	2.00	-0.336	0.82	9/12/95 11:04
50	-0.989	1.48	<MDA	7.98	3.51	3.27	<MDA	11.67	2.00	-0.336	1.32	9/12/95 11:06

# Blairsville Point Survey Form #003

Survey Serial #:	01-420
Survey Section:	1
Survey Unit:	52
Survey Sub-unit:	1

Alpha Survey Instruments				
Inst. S/N	Inst. Code	Eff. %	Corr. Fac.	Bkg. CPM
1588	8	21.2	4.72	0


Beta Survey Instruments				
Inst. S/N	Inst. Code	Eff. %	Corr. Fac.	Bkg. CPM
1601	13	34.6	2.89	243
5242	15	22.5	4.42	20

Gamma or Beta/Gamma Instruments			
Inst. S/N	Inst. Code	Bkg.	Detection Type
234	23	6	Gamma
5242	16	0.01	Beta / Gamma

Classification:	1
Survey Type:	ROOFTOP

Alpha Counting Instruments				
Inst. S/N	Inst. Code	Eff. %	Corr. Fac.	Bkg. CPM
13295	2	33.96	2.94	0.34

Beta Counting Instruments				
Inst. S/N	Inst. Code	Eff. %	Corr. Fac.	Bkg. CPM
13295	3	37.6	2.66	1.68

Surveyor:	L.J. SMITH/C. VERGARI
Signature:	

Surface Description	Coordinates		Gamma at 1m	Gamma Inst.	Beta/Gamma Contact	Beta/Gamma Code	Contact Gross 1 min. Count	Alpha Inst.	Contact Gross 1 min. Count	Beta Inst.	Scan Contact Gross CPM		Removable DPM/100 cm2	Alpha Count	Removable DPM/100 cm2	Beta Count	Comments
	X	Y	uR/hr	Code	mR/hr	Code	Alpha	Beta	Code	Max Beta	Avg Beta	Alpha	Code	Beta	Code		
	RUBBER ROOF	16	-5	6	23	0.015	16	2	8	252	13	313	270	-0.99	2	2.18	
RUBBER ROOF	22	-10	6	23	0.01	16	6	8	270	13	353	280	-0.99	2	4.84	3	
ROOF DRAIN	1	-8	5	23	0.01	16	16	8	335	13	369	270	-0.99	2	3.51	3	
ROOF DRAIN	35.5	-7	9	23	0.015	16	7	8	317	13	346	290	-0.99	2	0.85	3	
RUBBER ROOF	10	-15	7	23	0.01	16	2	8	232	13	321	250	0.48	2	-0.47	3	
RUBBER ROOF	16	-20	6	23	0.015	16	6	8	281	13	308	240	1.96	2	7.50	3	
RUBBER ROOF	24	-25	6	23	0.025	16	6	8	245	13	280	240	-0.99	2	2.18	3	
RUBBER ROOF	16	-30	5	23	0.01	16	10	8	266	13	347	270	-0.99	2	2.18	3	
ROOF DRAIN	1	-37	5	23	0.01	16	13	8	296	13	391	300	-0.99	2	0.85	3	
ROOF DRAIN	35-5	-37	7	23	0.015	16	14	8	274	13	316	250	1.96	2	3.51	3	
ROOF VENTS	35	-23	7	23	0.01	16	9	8	331	13	358	280	0.48	2	0.85	3	
ROOF VENTS	34	-31	7	23	0.015	16	8	8	230	13	359	240	-0.99	2	-1.80	3	
ROOF VENTS	34	-35	6	23	0.01	16	13	8	249	13	328	240	0.48	2	2.18	3	
ROOF VENTS	34	-37	7	23	0.01	16	10	8	259	13	304	260	-0.99	2	2.18	3	
RUBBER ROOF	16	-40	5	23	0.015	16	5	8	257	13	296	260	0.48	2	4.84	3	
RUBBER ROOF	8	-45	5	23	0.02	16	11	8	255	13	328	250	-0.99	2	2.18	3	
RUBBER ROOF	22	-50	5	23	0.01	16	10	8	245	13	362	270	-0.99	2	2.18	3	
RUBBER ROOF	28	-55	6	23	0.02	16	14	8	279	13	325	280	-0.99	2	-0.47	3	
RUBBER ROOF	16	-62	5	23	0.025	16	19	8	283	13	302	260	-0.99	2	-1.80	3	
ROOF DRAIN	1	-73	5	23	0.01	16	9	8	354	13	409	300	1.96	2	0.85	3	
ROOF DRAIN	35-5	-73	6	23	0.015	16	2	8	272	13	360	300	-0.99	2	-3.13	3	
RUBBER ROOF	16	-80	5	23	0.02	16	11	8	246	13	308	240	0.48	2	4.84	3	
FAN EXHAUST	34	-88	7	23	0.01	16	6	8	238	13	488	300	1.96	2	2.18	3	

# Blairsville Point Survey Form #003

Survey Serial #:	01-420
------------------	--------

Survey Section:	1
-----------------	---

Survey Unit:	52
--------------	----

Survey Sub-unit:	1
------------------	---

Classification:	1
-----------------	---

Survey Type:	ROOFTOP
--------------	---------

Survey Date:	8/17/95
--------------	---------

Count Date:	9/12/95
-------------	---------


Alpha Survey Instruments				
Inst. S/N	Inst. Code	Eff. %	Corr. Fac.	Bkg. CPM
1588	8	21.2	4.72	0

Beta Survey Instruments				
Inst. S/N	Inst. Code	Eff. %	Corr. Fac.	Bkg. CPM
1601	13	34.6	2.89	243
5242	15	22.5	4.42	20

Gamma or Beta/Gamma Instruments			
Inst. S/N	Inst. Code	Bkg.	Detection Type
234	23	6	Gamma
5242	16	0.01	Beta / Gamma

Alpha Counting Instruments				
Inst. S/N	Inst. Code	Eff. %	Corr. Fac.	Bkg. CPM
13295	2	33.96	2.94	0.34

Beta Counting Instruments				
Inst. S/N	Inst. Code	Eff. %	Corr. Fac.	Bkg. CPM
13295	3	37.6	2.66	1.68

Surveyor:	L. J. SMITH/C. VERGARI
Signature:	

Surface Description	Coordinates		Gamma at 1m uR/hr	Gamma Inst. Code	Beta/Gamma Contact mR/hr	Beta/Gamma Code	Contact Gross 1 min. Count Alpha	Alpha Inst. Code	Contact Gross 1 min. Count Beta	Beta Inst. Code	Scan Contact Gross CPM		Removable DPM/100 cm2 Alpha	Alpha Count Code	Removable DPM/100 cm2 Beta	Beta Count Code	Comments
	X	Y									Max Beta	Avg Beta					
RUBBER ROOF	16	-95	5	23	0.01	16	16	8	265	13	343	250	0.48	2	0.85	3	
RUBBER ROOF	16	-105	6	23	0.01	16	11	8	296	13	363	270	0.48	2	6.17	3	
ROOF DRAIN	1	-110	5	23	0.02	16	7	8	310	13	339	250	-0.99	2	3.51	3	
ROOF DRAIN	35.5	-110	6	23	0.015	16	10	8	289	13	329	280	0.48	2	-3.13	3	
ROOF DRAIN	35.5	-147	6	23	0.015	16	5	8	275	13	349	290	-0.99	2	-0.47	3	
ROOF DRAIN	1	-147	5	23	0.015	16	12	8	297	13	355	260	-0.99	2	0.85	3	
WASTE VENT	27.5	-160	5	23	0.02	16	11	8	277	13	318	260	-0.99	2	-0.47	3	
ROOF VENTS	35	-23	N/A	N/A	N/A	N/A	N/A	N/A	N/A	15	50	30	1.96	2	-0.47	3	
ROOF VENTS	34	-31	N/A	N/A	N/A	N/A	N/A	N/A	N/A	15	50	25	1.96	2	-0.47	3	
ROOF VENTS	34	-35	N/A	N/A	N/A	N/A	N/A	N/A	N/A	15	60	30	0.48	2	15.48	3	
ROOF VENTS	34	-37	N/A	N/A	N/A	N/A	N/A	N/A	N/A	15	40	20	0.48	2	0.85	3	
FAN EXHAUST	34	-88	N/A	N/A	N/A	N/A	N/A	N/A	N/A	15	40	30	-0.99	2	-3.13	3	
WASTE VENT	27.5	-160	N/A	N/A	N/A	N/A	N/A	N/A	N/A	15	40	20	0.48	2	3.51	3	
WASTE VENT	29.5	-163	N/A	N/A	N/A	N/A	N/A	N/A	N/A	15	40	20	-0.99	2	-0.47	3	
ROOF DRAINS	35.5	-147	N/A	N/A	N/A	N/A	N/A	N/A	N/A	15	60	40	1.96	2	-0.47	3	
ROOF DRAINS	1	-147	N/A	N/A	N/A	N/A	N/A	N/A	N/A	15	60	40	-0.99	2	3.51	3	
ROOF DRAINS	1	-110	N/A	N/A	N/A	N/A	N/A	N/A	N/A	15	70	50	0.48	2	-0.47	3	
ROOF DRAINS	35.5	-110	N/A	N/A	N/A	N/A	N/A	N/A	N/A	15	70	40	-0.99	2	0.85	3	
ROOF DRAINS	35.5	-73	N/A	N/A	N/A	N/A	N/A	N/A	N/A	15	80	40	-0.99	2	-3.13	3	
ROOF DRAINS	1	-73	N/A	N/A	N/A	N/A	N/A	N/A	N/A	15	120	60	-0.99	2	3.51	3	
ROOF DRAINS	1	-37	N/A	N/A	N/A	N/A	N/A	N/A	N/A	15	130	70	-0.99	2	-1.80	3	
ROOF DRAINS	35.5	-37	N/A	N/A	N/A	N/A	N/A	N/A	N/A	15	90	50	0.48	2	12.82	3	
ROOF DRAINS	35.5	-7	N/A	N/A	N/A	N/A	N/A	N/A	N/A	15	80	50	-0.99	2	-1.80	3	

## Blairsville Point Survey Form #003

Survey Serial #: 01-420

Survey Section: 1

Survey Unit: 52

Survey Sub-unit: 1

Classification: 1

Survey Type: ROOFTOP

Survey Date: 8/17/95

Count Date: 9/12/95


Alpha Survey Instruments				
Inst. S/N	Inst. Code	Eff. %	Corr. Fac.	Bkg. CPM
1588	8	21.2	4.72	0

Alpha Counting Instruments				
Inst. S/N	Inst. Code	Eff. %	Corr. Fac.	Bkg. CPM
13295	2	33.96	2.94	0.34

Beta Survey Instruments				
Inst. S/N	Inst. Code	Eff. %	Corr. Fac.	Bkg. CPM
1601	13	34.6	2.89	243
5242	15	22.5	4.42	20

Beta Counting Instruments				
Inst. S/N	Inst. Code	Eff. %	Corr. Fac.	Bkg. CPM
13295	3	37.6	2.66	1.68

Gamma or Beta/Gamma Instruments			
Inst. S/N	Inst. Code	Bkg.	Detection Type
234	23	6	Gamma
5242	16	0.01	Beta / Gamma

Surveyor: L.J. SMITH/C. VERGARI  
 Signature: 

Surface Description	Coordinates		Gamma at 1m	Gamma Inst.	Beta/Gamma Contact	Beta/Gamma Code	Contact Gross 1 min. Count	Alpha Inst. Code	Contact Gross 1 min. Count	Beta Inst. Code	Scan Contact Gross CPM		Removable DPM/100 cm2	Alpha Count	Removable DPM/100 cm2	Beta Count	Comments
	X	Y	uR/hr	Code	mR/hr	Code	Alpha	Beta	Code	Max Beta	Avg Beta	Alpha	Code	Beta	Code		
ROOF DRAINS	1	-8	N/A	N/A	N/A	N/A	N/A	N/A	N/A	15	90	60	-0.99	2	-1.80	3	
WASTE VENT	2	-76	N/A	N/A	N/A	N/A	N/A	N/A	N/A	15	40	20		2		3	

**LB5100-W Low Background Counting System -- Smear Analysis**

Date: 9/12/95  
 Counting Unit id: 1  
 Data file name: C:\LBXL\UNIT1\B01-420.XLD  
 Batch Ended: 9/12/95 12:52  
 Crosstalk Correction: Not Applied

Alpha activity action level (DPM): 20.00  
 Beta activity action level (DPM): 200.00  
 Certainty level for MDA and flags: 95.00%  
 High Voltage Setting: 1440

Application Revision: 3  
 Application Version: Standard

Batch ID: BLAIRSVILLE 1-52-1

Alpha efficiency log file: th230ab Alpha Efficiency: 33.96% Alpha to Beta Crosstalk: 24.36% Alpha Background (CPM): 0.335714286 Alpha Correction Factor: 1.000			
Beta efficiency log file: tc99ab Beta Efficiency: 37.60% Beta into Alpha Crosstalk: 0.17% Beta Background (CPM): 1.678571429 Beta Correction Factor: 1.000			
Count time (min)	Alpha CPM	Beta CPM	Completion Date - Time
2.00	-0.336	0.82	9/12/95 11:08
2.00	-0.336	1.82	9/12/95 11:10
2.00	-0.336	1.32	9/12/95 11:13
2.00	-0.336	0.32	9/12/95 11:15
2.00	0.164	-0.18	9/12/95 11:17
2.00	0.664	2.82	9/12/95 11:19
2.00	-0.336	0.82	9/12/95 11:21
2.00	-0.336	0.82	9/12/95 11:24
2.00	-0.336	0.32	9/12/95 11:26
2.00	0.664	1.32	9/12/95 11:28
2.00	0.164	0.32	9/12/95 11:30
2.00	-0.336	-0.68	9/12/95 11:32
2.00	0.164	0.82	9/12/95 11:35
2.00	-0.336	0.82	9/12/95 11:37
2.00	0.164	1.82	9/12/95 11:39
2.00	-0.336	0.82	9/12/95 11:41
2.00	-0.336	0.82	9/12/95 11:43
2.00	-0.336	-0.18	9/12/95 11:46
2.00	-0.336	-0.68	9/12/95 11:48
2.00	0.664	0.32	9/12/95 11:50
2.00	-0.336	-1.18	9/12/95 11:52
2.00	0.164	1.82	9/12/95 11:54
2.00	0.664	0.82	9/12/95 11:56
2.00	0.164	0.32	9/12/95 11:59

Carrier	Alpha Activity				Beta Activity			
	DPM	$\sigma$	flags	MDA	DPM	$\sigma$	flags	MDA
51	-0.989	1.48	<MDA	7.98	2.18	2.99	<MDA	11.67
52	-0.989	1.48	<MDA	7.98	4.84	3.53	<AL	11.67
53	-0.989	1.48	<MDA	7.98	3.51	3.27	<MDA	11.67
54	-0.989	1.48	<MDA	7.98	0.85	2.68	<MDA	11.67
55	0.484	1.48	<MDA	7.98	-0.47	2.32	<MDA	11.67
56	1.956	2.09	<MDA	7.98	7.50	4.00	<AL	11.67
57	-0.989	1.48	<MDA	7.98	2.18	2.99	<MDA	11.67
58	-0.989	1.48	<MDA	7.98	2.18	2.99	<MDA	11.67
59	-0.989	1.48	<MDA	7.98	0.85	2.68	<MDA	11.67
60	1.956	2.09	<MDA	7.98	3.51	3.27	<MDA	11.67
61	0.484	1.48	<MDA	7.98	0.85	2.68	<MDA	11.67
62	-0.989	1.48	<MDA	7.98	-1.80	1.90	<MDA	11.67
63	0.484	1.48	<MDA	7.98	2.18	2.99	<MDA	11.67
64	-0.989	1.48	<MDA	7.98	2.18	2.99	<MDA	11.67
65	0.484	1.48	<MDA	7.98	4.84	3.53	<AL	11.67
66	-0.989	1.48	<MDA	7.98	2.18	2.99	<MDA	11.67
67	-0.989	1.48	<MDA	7.98	2.18	2.99	<MDA	11.67
68	-0.989	1.48	<MDA	7.98	-0.47	2.32	<MDA	11.67
69	-0.989	1.48	<MDA	7.98	-1.80	1.90	<MDA	11.67
70	1.956	2.09	<MDA	7.98	0.85	2.68	<MDA	11.67
71	-0.989	1.48	<MDA	7.98	-3.13	1.36	<MDA	11.67
73	0.484	1.48	<MDA	7.98	4.84	3.53	<AL	11.67
72	1.956	2.09	<MDA	7.98	2.18	2.99	<MDA	11.67
74	0.484	1.48	<MDA	7.98	0.85	2.68	<MDA	11.67

**LB5100-W Low Background Counting System – Smear Analysis**

Date: 9/12/95  
 Counting Unit id: 1  
 Data file name: C:\LBXL\UNIT1\B01-420.XLD  
 Batch Ended: 9/12/95 12:52  
 Crosstalk Correction: Not Applied

Alpha activity action level (DPM): 20.00  
 Beta activity action level (DPM): 200.00  
 Certainty level for MDA and flags: 95.00%  
 High Voltage Setting: 1440

Application Revision: 3  
 Application Version: Standard

Alpha efficiency log file: th230ab  
 Alpha Efficiency: 33.96%  
 Alpha to Beta Crosstalk: 24.36%  
 Alpha Background (CPM): 0.335714286  
 Alpha Correction Factor: 1.000

Beta efficiency log file: tc99ab  
 Beta Efficiency: 37.60%  
 Beta into Alpha Crosstalk: 0.17%  
 Beta Background (CPM): 1.678571429  
 Beta Correction Factor: 1.000

Batch ID: BLAIRSVILLE 1-52-1

Carrier	Alpha Activity				Beta Activity				Count time (min)	Alpha CPM	Beta CPM	Completion Date - Time
	DPM	$\sigma$	flags	MDA	DPM	$\sigma$	flags	MDA				
75	0.484	1.48	<MDA	7.98	6.17	3.77	<AL	11.67	2.00	0.164	2.32	9/12/95 12:01
76	-0.989	1.48	<MDA	7.98	3.51	3.27	<MDA	11.67	2.00	-0.336	1.32	9/12/95 12:03
77	0.484	1.48	<MDA	7.98	-3.13	1.36	<MDA	11.67	2.00	0.164	-1.18	9/12/95 12:05
78	-0.989	1.48	<MDA	7.98	-0.47	2.32	<MDA	11.67	2.00	-0.336	-0.18	9/12/95 12:08
79	-0.989	1.48	<MDA	7.98	0.85	2.68	<MDA	11.67	2.00	-0.336	0.32	9/12/95 12:10
80	-0.989	1.48	<MDA	7.98	-0.47	2.32	<MDA	11.67	2.00	-0.336	-0.18	9/12/95 12:12
81	1.956	2.09	<MDA	7.98	-0.47	2.32	<MDA	11.67	2.00	0.664	-0.18	9/12/95 12:14
82	1.956	2.09	<MDA	7.98	-0.47	2.32	<MDA	11.67	2.00	0.664	-0.18	9/12/95 12:16
83	0.484	1.48	<MDA	7.98	15.48	5.17	<AL	11.67	2.00	0.164	5.82	9/12/95 12:19
84	0.484	1.48	<MDA	7.98	0.85	2.68	<MDA	11.67	2.00	0.164	0.32	9/12/95 12:21
85	-0.989	1.48	<MDA	7.98	-3.13	1.36	<MDA	11.67	2.00	-0.336	-1.18	9/12/95 12:23
86	0.484	1.48	<MDA	7.98	3.51	3.27	<MDA	11.67	2.00	0.164	1.32	9/12/95 12:25
87	-0.989	1.48	<MDA	7.98	-0.47	2.32	<MDA	11.67	2.00	-0.336	-0.18	9/12/95 12:27
88	1.956	2.09	<MDA	7.98	-0.47	2.32	<MDA	11.67	2.00	0.664	-0.18	9/12/95 12:30
89	-0.989	1.48	<MDA	7.98	3.51	3.27	<MDA	11.67	2.00	-0.336	1.32	9/12/95 12:32
90	0.484	1.48	<MDA	7.98	-0.47	2.32	<MDA	11.67	2.00	0.164	-0.18	9/12/95 12:34
91	-0.989	1.48	<MDA	7.98	0.85	2.68	<MDA	11.67	2.00	-0.336	0.32	9/12/95 12:36
92	-0.989	1.48	<MDA	7.98	-3.13	1.36	<MDA	11.67	2.00	-0.336	-1.18	9/12/95 12:38
93	-0.989	1.48	<MDA	7.98	3.51	3.27	<MDA	11.67	2.00	-0.336	1.32	9/12/95 12:41
95	-0.989	1.48	<MDA	7.98	-1.80	1.90	<MDA	11.67	2.00	-0.336	-0.68	9/12/95 12:45
96	0.484	1.48	<MDA	7.98	12.82	4.81	<AL	11.67	2.00	0.164	4.82	9/12/95 12:47
97	-0.989	1.48	<MDA	7.98	-1.80	1.90	<MDA	11.67	2.00	-0.336	-0.68	9/12/95 12:49
98	-0.989	1.48	<MDA	7.98	-1.80	1.90	<MDA	11.67	2.00	-0.336	-0.68	9/12/95 12:52





# Blairsville Point Survey Form #003

Survey Serial #:	01-421
------------------	--------

Survey Section:	1
-----------------	---

Survey Unit:	53
--------------	----

Survey Sub-unit:	1
------------------	---

Classification:	1
-----------------	---

Survey Type:	ROOFTOP
--------------	---------

Survey Date:	8/18/95
--------------	---------

Count Date:	9/12/95
-------------	---------

Alpha Survey Instruments				
Inst. S/N	Inst. Code	Eff. %	Corr. Fac.	Bkg. CPM
1588	8	21.2	4.72	2

Beta Survey Instruments				
Inst. S/N	Inst. Code	Eff. %	Corr. Fac.	Bkg. CPM
1601	13	34.6	2.89	224
5242	15	22.6	4.42	30

Gamma or Beta/Gamma Instruments			
Inst. S/N	Inst. Code	Bkg.	Detection Type
234	23	6	Gamma
5242	16	0.01	Beta / Gamma

Alpha Counting Instruments				
Inst. S/N	Inst. Code	Eff. %	Corr. Fac.	Bkg. CPM
13295	2	33.96	2.94	0.34

Beta Counting Instruments				
Inst. S/N	Inst. Code	Eff. %	Corr. Fac.	Bkg. CPM
13295	3	37.6	2.66	1.68

Surveyor:	L.J. SMITH/C. VERGARI
-----------	-----------------------

Signature: 

Surface Description	Coordinates		Gamma at 1m	Gamma Inst.	Beta/Gamma Contact	Beta/Gamma Code	Contact Gross 1 min. Count	Alpha Inst.	Contact Gross 1 min. Count	Beta Inst.	Scan Contact Gross CPM		Removable DPM/100 cm2	Alpha Count	Removable DPM/100 cm2	Beta Count	Comments
	X	Y	uR/hr	Code	mR/hr	Code	Alpha	Code	Beta	Code	Max Beta	Avg Beta	Alpha	Code	Beta	Code	
ROOF	18	-5	6	23	0.015	16	15	8	292	13	334	250	-0.99	2	-1.80	3	RUBBER
DRAIN AREA	36.5	-9	6	23	0.01	16	10	8	294	13	346	270	0.48	2	-1.80	3	
ROOF	18	-10	4	23	0.02	16	10	8	269	13	274	230	0.48	2	-3.13	3	RUBBER
ROOF	10	-15	5	23	0.015	16	0	8	240	13	287	240	-0.99	2	-3.13	3	RUBBER
ROOF DRAIN	1	-17.5	5	23	0.01	16	14	8	270	13	341	240	0.48	2	-0.47	3	
ROOF	35	-26	5	23	0.015	16	8	8	215	13	281	220	-0.99	2	0.85	3	RUBBER
ROOF	18	-30	5	23	0.015	16	14	8	238	13	377	280	-0.99	2	3.51	3	RUBBER
ROOF DRAIN	1	-37	4	23	0.02	16	7	8	286	13	399	300	-0.99	2	2.18	3	
ROOF DRAIN	36.5	-37	4	23	0.01	16	15	8	275	13	341	260	-0.99	2	0.85	3	
ROOF	26	-45	5	23	0.01	16	9	8	238	13	358	260	-0.99	2	0.85	3	RUBBER
ROOF	8	-50	5	23	0.015	16	8	8	237	13	313	240	-0.99	2	-0.47	3	RUBBER
ROOF	18	-60	5	23	0.01	16	12	8	245	13	271	240	-0.99	2	2.18	3	RUBBER
ROOF	26	-65	6	23	0.015	16	9	8	242	13	306	260	1.96	2	3.51	3	RUBBER
ROOF DRAINS	1	-74	5	23	0.02	16	12	8	319	13	365	300	0.48	2	3.51	3	
ROOF DRAINS	36.5	-74	5	23	0.01	16	25	8	322	13	355	300	0.48	2	0.85	3	
ROOF	16	-80	5	23	0.02	16	10	8	288	13	331	290	0.48	2	2.18	3	RUBBER
ROOF	26	-90	4	23	0.015	16	6	8	251	13	306	260	-0.99	2	-1.80	3	RUBBER
ROOF	18	-95	5	23	0.015	16	16	8	271	13	340	240	-0.99	2	0.85	3	RUBBER
ROOF	10	-105	5	23	0.015	16	9	8	273	13	353	260	1.96	2	-1.80	3	RUBBER
ROOF DRAIN	1	-111	5	23	0.01	16	13	8	279	13	336	270	-0.99	2	-3.13	3	
ROOF DRAIN	36.5	-111	6	23	0.02	16	10	8	305	13	378	280	0.48	2	4.84	3	
ROOF	22	-120	5	23	0.01	16	9	8	234	13	299	240	-0.99	2	0.85	3	RUBBER
ROOF	18	-125	4	23	0.02	16	19	8	235	13	329	240	3.43	2	-0.47	3	RUBBER

# Blairsville Point Survey Form #003

Survey Serial #:	01-421
Survey Section:	1
Survey Unit:	53
Survey Sub-unit:	1

Alpha Survey Instruments				
Inst. S/N	Inst. Code	Eff. %	Corr. Fac.	Bkg. CPM
1588	8	21.2	4.72	2

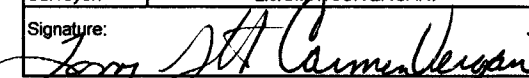
Beta Survey Instruments				
Inst. S/N	Inst. Code	Eff. %	Corr. Fac.	Bkg. CPM
1601	13	34.6	2.89	224
5242	15	22.6	4.42	30

Gamma or Beta/Gamma Instruments			
Inst. S/N	Inst. Code	Bkg.	Detection Type
234	23	6	Gamma
5242	16	0.01	Beta / Gamma

Classification:	1
Survey Type:	ROOFTOP
Survey Date:	8/18/95
Count Date:	9/12/95

Alpha Counting Instruments				
Inst. S/N	Inst. Code	Eff. %	Corr. Fac.	Bkg. CPM
13295	2	33.96	2.94	0.34

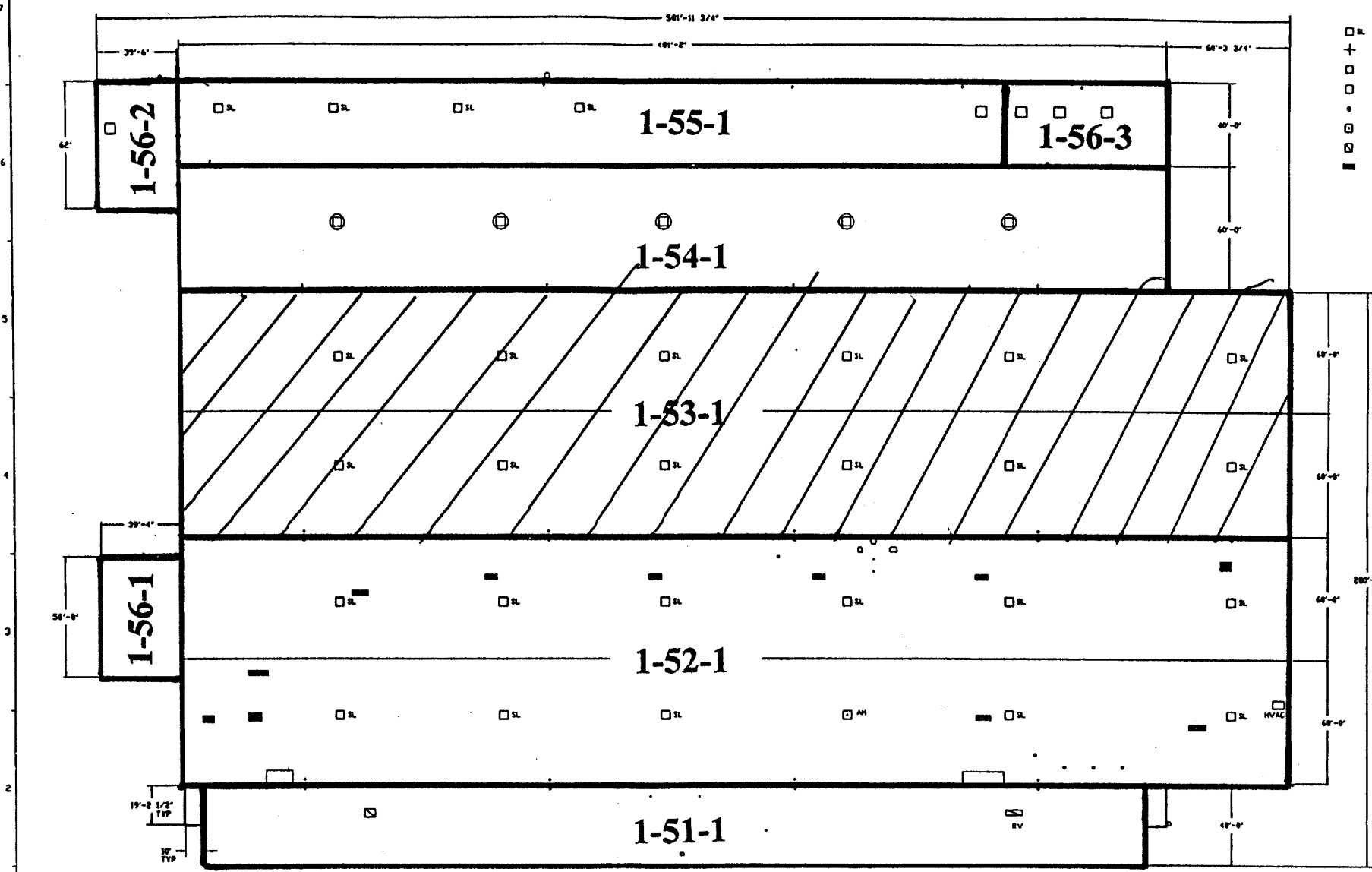
Beta Counting Instruments				
Inst. S/N	Inst. Code	Eff. %	Corr. Fac.	Bkg. CPM
13295	3	37.6	2.66	1.68

Surveyor:	L.J. SMITH/C. VERGARI
Signature:	

Surface Description	Coordinates		Gamma at 1m uR/hr	Gamma Inst. Code	Beta/Gamma Contact mR/hr	Beta/Gamma Code	Contact Gross 1 min. Count Alpha	Alpha Inst. Code	Contact Gross 1 min. Count Beta	Beta Inst. Code	Scan Contact Gross CPM		Removable DPM/100 cm2 Alpha	Alpha Count	Removable DPM/100 cm2 Beta	Beta Count	Comments
	X	Y									Max Beta	Avg Beta					
	ROOF	10									-130	4					
ROOF	6	-135	5	23	0.01	16	9	8	251	13	317	270	7.85	2	2.18	3	RUBBER
ROOF	18	-140	4	23	0.015	16	7	8	262	13	286	240	-0.99	2	-3.13	3	RUBBER
ROOF DRAIN	1	-147	5	23	0.01	16	19	8	282	13	379	290	0.48	2	3.51	3	
ROOF DRAIN	36.5	-147	6	23	0.015	16	12	8	290	13	414	300	1.96	2	-0.47	3	
ROOF	18	-155	6	23	0.02	16	12	8	249	13	305	260	3.43	2	-1.80	3	RUBBER
ROOF	8	-160	5	23	0.015	16	6	8	239	13	339	280	-0.99	2	-1.80	3	RUBBER
ROOF DRAIN	36.5	-9	N/A	N/A	N/A	N/A	N/A	N/A	N/A	15	60	40	-0.99	2	27.45	3	BETA SCAN ONLY
ROOF DRAIN	1	-17.5	N/A	N/A	N/A	N/A	N/A	N/A	N/A	15	80	50	-0.99	2	2.18	3	BETA SCAN ONLY
ROOF DRAIN	36.5	-37	N/A	N/A	N/A	N/A	N/A	N/A	N/A	15	130	70	-0.99	2	-1.80	3	BETA SCAN ONLY
ROOF DRAIN	1	-37	N/A	N/A	N/A	N/A	N/A	N/A	N/A	15	90	70	-0.99	2	-0.47	3	BETA SCAN ONLY
ROOF DRAIN	36.5	-74	N/A	N/A	N/A	N/A	N/A	N/A	N/A	15	90	50	0.48	2	-0.47	3	BETA SCAN ONLY
ROOF DRAIN	1	-74	N/A	N/A	N/A	N/A	N/A	N/A	N/A	15	140	90	-0.99	2	0.85	3	BETA SCAN ONLY
ROOF DRAIN	36.5	-111	N/A	N/A	N/A	N/A	N/A	N/A	N/A	15	150	70	-0.99	2	3.51	3	BETA SCAN ONLY
ROOF DRAIN	1	-111	N/A	N/A	N/A	N/A	N/A	N/A	N/A	15	90	40	0.48	2	-0.47	3	BETA SCAN ONLY
ROOF DRAIN	36.5	-147	N/A	N/A	N/A	N/A	N/A	N/A	N/A	15	90	50	-0.99	2	2.18	3	BETA SCAN ONLY
ROOF DRAIN	1	-147	N/A	N/A	N/A	N/A	N/A	N/A	N/A	15	100	70	-0.99	2	-0.47	3	BETA SCAN ONLY

# MAIN BUILDING ROOF

- SKYLIGHT
- + ROOF DRAIN
- EXHAUST STACKS
- ROOF EXHAUST FAN
- VENT
- ANTENNA MOUNT
- RELIEF VENT
- FRESH AIR INTAKE



DATE: 8-18-95  
 DRAWN BY: [unintelligible]  
 CHECKED BY: [unintelligible]  
 PROJECT: [unintelligible]

8-18-95  
 1-53-1  
 # 01-421

VESTIBULE PROPRIETARY DATA  
 THIS DRAWING IS THE PROPERTY OF WESTINGHOUSE ELECTRIC CORPORATION AND IS NOT TO BE REPRODUCED OR TRANSMITTED IN ANY FORM OR BY ANY MEANS, ELECTRONIC OR MECHANICAL, INCLUDING PHOTOCOPYING, RECORDING, OR BY ANY INFORMATION STORAGE AND RETRIEVAL SYSTEM, WITHOUT THE WRITTEN PERMISSION OF WESTINGHOUSE ELECTRIC CORPORATION.

NO.	DESCRIPTION	DATE

Westinghouse Electric Corporation  
 SPECIALTY METALS PLANT BLAIRSVILLE, PA, USA  
 MAIN BUILDING  
 ROOF PLAN (LAYOUT)  
 DRAWING: 8-18-95  
 SHEET NO. 647J483

**LB5100-W Low Background Counting System – Smear Analysis**

Date: 9/13/95  
 Counting Unit id: 1  
 Data file name: C:\LBXL\UNIT1\B01-421.XLD  
 Batch Ended: 9/12/95 14:20  
 Crosstalk Correction: Not Applied

Alpha activity action level (DPM): 20.00  
 Beta activity action level (DPM): 200.00  
 Certainty level for MDA and flags: 95.00%  
 High Voltage Setting: 1440

Application Revision: 3  
 Application Version: Standard

Alpha efficiency log file: th230ab  
 Alpha Efficiency: 33.96%  
 Alpha to Beta Crosstalk: 24.36%  
 Alpha Background (CPM): 0.335714286  
 Alpha Correction Factor: 1.000

Beta efficiency log file: tc99ab  
 Beta Efficiency: 37.60%  
 Beta into Alpha Crosstalk: 0.17%  
 Beta Background (CPM): 1.678571429  
 Beta Correction Factor: 1.000

Batch ID: BLAIRSVILLE 1-53-1

Carrier	Alpha Activity				Beta Activity				Count time (min)	Alpha CPM	Beta CPM	Completion Date - Time
	DPM	$\sigma$	flags	MDA	DPM	$\sigma$	flags	MDA				
99	-0.989	1.48	<MDA	7.98	-1.80	1.90	<MDA	11.67	2.00	-0.336	-0.68	9/12/95 12:54
100	0.484	1.48	<MDA	7.98	-1.80	1.90	<MDA	11.67	2.00	0.164	-0.68	9/12/95 12:56
1	0.484	1.48	<MDA	7.98	-3.13	1.36	<MDA	11.67	2.00	0.164	-1.18	9/12/95 12:58
2	-0.989	1.48	<MDA	7.98	-3.13	1.36	<MDA	11.67	2.00	-0.336	-1.18	9/12/95 13:00
3	0.484	1.48	<MDA	7.98	-0.47	2.32	<MDA	11.67	2.00	0.164	-0.18	9/12/95 13:03
4	-0.989	1.48	<MDA	7.98	0.85	2.68	<MDA	11.67	2.00	-0.336	0.32	9/12/95 13:05
5	-0.989	1.48	<MDA	7.98	3.51	3.27	<MDA	11.67	2.00	-0.336	1.32	9/12/95 13:07
6	-0.989	1.48	<MDA	7.98	2.18	2.99	<MDA	11.67	2.00	-0.336	0.82	9/12/95 13:09
7	-0.989	1.48	<MDA	7.98	0.85	2.68	<MDA	11.67	2.00	-0.336	0.32	9/12/95 13:12
8	-0.989	1.48	<MDA	7.98	0.85	2.68	<MDA	11.67	2.00	-0.336	0.32	9/12/95 13:14
9	-0.989	1.48	<MDA	7.98	-0.47	2.32	<MDA	11.67	2.00	-0.336	-0.18	9/12/95 13:16
10	-0.989	1.48	<MDA	7.98	2.18	2.99	<MDA	11.67	2.00	-0.336	0.82	9/12/95 13:18
11	1.956	2.09	<MDA	7.98	3.51	3.27	<MDA	11.67	2.00	0.664	1.32	9/12/95 13:20
12	0.484	1.48	<MDA	7.98	3.51	3.27	<MDA	11.67	2.00	0.164	1.32	9/12/95 13:22
13	0.484	1.48	<MDA	7.98	0.85	2.68	<MDA	11.67	2.00	0.164	0.32	9/12/95 13:25
14	0.484	1.48	<MDA	7.98	2.18	2.99	<MDA	11.67	2.00	0.164	0.82	9/12/95 13:27
15	-0.989	1.48	<MDA	7.98	-1.80	1.90	<MDA	11.67	2.00	-0.336	-0.68	9/12/95 13:29
16	-0.989	1.48	<MDA	7.98	0.85	2.68	<MDA	11.67	2.00	-0.336	0.32	9/12/95 13:31
17	1.956	2.09	<MDA	7.98	-1.80	1.90	<MDA	11.67	2.00	0.664	-0.68	9/12/95 13:34
18	-0.989	1.48	<MDA	7.98	-3.13	1.36	<MDA	11.67	2.00	-0.336	-1.18	9/12/95 13:36
19	0.484	1.48	<MDA	7.98	4.84	3.53	<AL	11.67	2.00	0.164	1.82	9/12/95 13:38
20	-0.989	1.48	<MDA	7.98	0.85	2.68	<MDA	11.67	2.00	-0.336	0.32	9/12/95 13:40
21	3.429	2.56	<AL	7.98	-0.47	2.32	<MDA	11.67	2.00	1.164	-0.18	9/12/95 13:42
22	1.956	2.09	<MDA	7.98	8.83	4.22	<AL	11.67	2.00	0.664	3.32	9/12/95 13:44

**LB5100-W Low Background Counting System -- Smear Analysis**

Date: 9/13/95  
 Counting Unit id: 1  
 Data file name: C:\LBXL\UNIT1\B01-421.XLD  
 Batch Ended: 9/12/95 14:20  
 Crosstalk Correction: Not Applied

Alpha activity action level (DPM): 20.00  
 Beta activity action level (DPM): 200.00  
 Certainty level for MDA and flags: 95.00%  
 High Voltage Setting: 1440

Application Revision: 3  
 Application Version: Standard

Alpha efficiency log file: th230ab  
 Alpha Efficiency: 33.96%  
 Alpha to Beta Crosstalk: 24.36%  
 Alpha Background (CPM): 0.335714286  
 Alpha Correction Factor: 1.000

Beta efficiency log file: tc99ab  
 Beta Efficiency: 37.60%  
 Beta into Alpha Crosstalk: 0.17%  
 Beta Background (CPM): 1.678571429  
 Beta Correction Factor: 1.000

Batch ID: BLAIRSVILLE 1-53-1

Carrier	Alpha Activity				Beta Activity				Count time (min)	Alpha CPM	Beta CPM	Completion Date - Time
	DPM	$\sigma$	flags	MDA	DPM	$\sigma$	flags	MDA				
23	7.846	3.61	<AL	7.98	2.18	2.99	<MDA	11.67	2.00	2.664	0.82	9/12/95 13:47
24	-0.989	1.48	<MDA	7.98	-3.13	1.36	<MDA	11.67	2.00	-0.336	-1.18	9/12/95 13:49
25	0.484	1.48	<MDA	7.98	3.51	3.27	<MDA	11.67	2.00	0.164	1.32	9/12/95 13:51
26	1.956	2.09	<MDA	7.98	-0.47	2.32	<MDA	11.67	2.00	0.664	-0.18	9/12/95 13:53
27	3.429	2.56	<AL	7.98	-1.80	1.90	<MDA	11.67	2.00	1.164	-0.68	9/12/95 13:56
28	-0.989	1.48	<MDA	7.98	-1.80	1.90	<MDA	11.67	2.00	-0.336	-0.68	9/12/95 13:58
29	-0.989	1.48	<MDA	7.98	27.45	6.54	<AL	11.67	2.00	-0.336	10.32	9/12/95 14:00
30	-0.989	1.48	<MDA	7.98	2.18	2.99	<MDA	11.67	2.00	-0.336	0.82	9/12/95 14:02
31	-0.989	1.48	<MDA	7.98	-1.80	1.90	<MDA	11.67	2.00	-0.336	-0.68	9/12/95 14:04
32	-0.989	1.48	<MDA	7.98	-0.47	2.32	<MDA	11.67	2.00	-0.336	-0.18	9/12/95 14:07
33	0.484	1.48	<MDA	7.98	-0.47	2.32	<MDA	11.67	2.00	0.164	-0.18	9/12/95 14:09
34	-0.989	1.48	<MDA	7.98	0.85	2.68	<MDA	11.67	2.00	-0.336	0.32	9/12/95 14:11
35	-0.989	1.48	<MDA	7.98	3.51	3.27	<MDA	11.67	2.00	-0.336	1.32	9/12/95 14:13
36	0.484	1.48	<MDA	7.98	-0.47	2.32	<MDA	11.67	2.00	0.164	-0.18	9/12/95 14:15
37	-0.989	1.48	<MDA	7.98	2.18	2.99	<MDA	11.67	2.00	-0.336	0.82	9/12/95 14:17
38	-0.989	1.48	<MDA	7.98	-0.47	2.32	<MDA	11.67	2.00	-0.336	-0.18	9/12/95 14:20

# Blairsville Point Survey Form #003

Survey Serial #:	01-422
Survey Section:	1
Survey Unit:	54
Survey Sub-unit:	1

Alpha Survey Instruments				
Inst. S/N	Inst. Code	Eff. %	Corr. Fac.	Bkg. CPM
1588	8	21.2	4.72	2

Beta Survey Instruments				
Inst. S/N	Inst. Code	Eff. %	Corr. Fac.	Bkg. CPM
1601	13	34.6	2.89	254
5242	15	22.6	4.42	35

Gamma or Beta/Gamma Instruments			
Inst. S/N	Inst. Code	Bkg.	Detection Type
234	23	5	Gamma
5242	16	0.015	Beta / Gamma

Classification:	1
Survey Type:	ROOFTOP
Survey Date:	8/19/95
Count Date:	9/12/95

Alpha Counting Instruments				
Inst. S/N	Inst. Code	Eff. %	Corr. Fac.	Bkg. CPM
13295	2	33.96	2.94	0.34

Beta Counting Instruments				
Inst. S/N	Inst. Code	Eff. %	Corr. Fac.	Bkg. CPM
13295	3	37.6	2.66	1.68

Surveyor: L.J. SMITH/C. VERGARI  
 Signature: *L.J. Smith / C. Vergari*

Surface Description	Coordinates		Gamma at 1m	Gamma Inst.	Beta/Gamma Contact	Beta/Gamma	Contact Gross 1 min. Count	Alpha Inst.	Contact Gross 1 min. Count	Beta Inst.	Scan Contact Gross CPM		Removable DPM/100 cm2	Alpha Count	Removable DPM/100 cm2	Beta Count	Comments
	X	Y	uR/hr	Code	mR/hr	Code	Alpha	Code	Beta	Code	Max Beta	Avg Beta	Alpha	Code	Beta	Code	
ROOF	5	-5	6	23	0.01	16	23	8	278	13	437	280	-0.99	2	-0.47	3	RUBBER
ROOF	29	-10	5	23	0.015	16	13	8	330	13	355	270	-0.99	2	-1.80	3	RUBBER
ROOF	12.5	-15	5	23	0.015	16	13	8	268	13	346	270	-0.99	2	-0.47	3	RUBBER
ROOF DRAIN	30	-19	5	23	0.01	16	27	8	264	13	304	260	0.48	2	-1.80	3	
ROOF	20	-25	5	23	0.015	16	8	8	262	13	368	250	1.96	2	2.18	3	RUBBER
ROOF	25	-30	5	23	0.01	16	14	8	290	13	385	290	-0.99	2	-1.80	3	RUBBER
ROOF	30	-35	5	23	0.02	16	9	8	241	13	378	290	-0.99	2	-1.80	3	RUBBER
ROOF	18	-40	5	23	0.01	16	21	8	269	13	335	290	-0.99	2	3.51	3	RUBBER
ROOF	12.5	-45	5	23	0.025	16	12	8	248	13	425	280	-0.99	2	-3.13	3	RUBBER
ROOF	25	-50	5	23	0.01	16	16	8	258	13	390	270	-0.99	2	-1.80	3	RUBBER
ROOF DRAIN	30	-55.5	4	23	0.01	16	21	8	354	13	333	290	-0.99	2	-0.47	3	
ROOF	22	-60	6	23	0.015	16	11	8	341	13	390	270	0.48	2	3.51	3	RUBBER
ROOF	14	-65	5	23	0.01	16	13	8	294	13	352	270	-0.99	2	-0.47	3	RUBBER
ROOF	25	-70	6	23	0.02	16	11	8	267	13	339	260	-0.99	2	0.85	3	RUBBER
ROOF	30	-75	4	23	0.015	16	14	8	250	13	369	240	0.48	2	-0.47	3	RUBBER
ROOF	25	-80	4	23	0.02	16	20	8	292	13	336	270	0.48	2	-0.47	3	RUBBER
ROOF	20	-85	5	23	0.02	16	15	8	298	13	382	280	0.48	2	4.84	3	RUBBER
ROOF	24	-90	5	23	0.025	16	11	8	262	13	341	260	-0.99	2	-0.47	3	RUBBER
ROOF DRAIN	30	-92	5	23	0.02	16	16	8	340	13	405	280	-0.99	2	-0.47	3	
ROOF	20	-95	6	23	0.015	16	12	8	271	13	305	260	0.48	2	-3.13	3	RUBBER
ROOF	16	-100	6	23	0.01	16	7	8	283	13	347	270	0.48	2	-4.46	3	RUBBER
ROOF	27	-105	5	23	0.01	16	14	8	240	13	377	260	0.48	2	-1.80	3	RUBBER
ROOF	30	-110	4	23	0.015	16	19	8	292	13	366	290	-0.99	2	0.85	3	RUBBER

# Blairsville Point Survey Form #003

Survey Serial #:	01-422
Survey Section:	1
Survey Unit:	54
Survey Sub-unit:	1

Alpha Survey Instruments				
Inst. S/N	Inst. Code	Eff. %	Corr. Fac.	Bkg. CPM
1588	8	21.2	4.72	2

Beta Survey Instruments				
Inst. S/N	Inst. Code	Eff. %	Corr. Fac.	Bkg. CPM
1601	13	34.6	2.89	254
5242	15	22.6	4.42	35


Gamma or Beta/Gamma Instruments			
Inst. S/N	Inst. Code	Bkg.	Detection Type
234	23	5	Gamma
5242	16	0.015	Beta / Gamma

Classification:	1
Survey Type:	ROOFTOP

Alpha Counting Instruments				
Inst. S/N	Inst. Code	Eff. %	Corr. Fac.	Bkg. CPM
13295	2	33.96	2.94	0.34

Beta Counting Instruments				
Inst. S/N	Inst. Code	Eff. %	Corr. Fac.	Bkg. CPM
13295	3	37.6	2.66	1.68

Survey Date:	8/19/95
Count Date:	9/12/95

Surveyor:	L.J.SMITH/C.VERGARI
Signature:	

Surface Description	Coordinates		Gamma at 1m	Gamma Inst.	Beta/Gamma Contact	Beta/Gamma	Contact Gross 1 min. Count	Alpha Inst.	Contact Gross 1 min. Count	Beta Inst.	Scan Contact Gross CPM		Removable DPM/100 cm2	Alpha Count	Removable DPM/100 cm2	Beta Count	Comments
	X	Y	uR/hr	Code	mR/hr	Code	Alpha	Code	Beta	Code	Max Beta	Avg Beta	Alpha	Code	Beta	Code	
ROOF	25	-115	5	23	0.01	16	14	8	261	13	400	270	-0.99	2	-0.47	3	RUBBER
ROOF	16	-120	6	23	0.02	16	17	8	285	13	310	270	-0.99	2	-0.47	3	RUBBER
ROOF	25	-125	5	23	0.015	16	10	8	270	13	365	250	-0.99	2	0.85	3	RUBBER
ROOF DRAIN	30	-128	5	23	0.01	16	8	8	336	13	398	280	-0.99	2	-3.13	3	
ROOF	30	-135	4	23	0.015	16	20	8	260	13	419	300	0.48	2	-1.80	3	RUBBER
ROOF	30	-140	4	23	0.015	16	13	8	309	13	397	300	-0.99	2	11.49	3	RUBBER
ROOF	25	-145	5	23	0.02	16	16	8	277	13	331	280	-0.99	2	0.85	3	RUBBER
ROOF DRAIN	30	-128	N/A	N/A	N/A	N/A	N/A	N/A	N/A	15	90	40	1.96	2	3.51	3	BETA SCAN ONLY
ROOF DRAIN	30	-92	N/A	N/A	N/A	N/A	N/A	N/A	N/A	15	60	40	1.96	2	0.85	3	BETA SCAN ONLY
ROOF DRAIN	30	-55.5	N/A	N/A	N/A	N/A	N/A	N/A	N/A	15	70	40	0.48	2	-0.47	3	BETA SCAN ONLY
ROOF DRAIN	30	-19	N/A	N/A	N/A	N/A	N/A	N/A	N/A	15	60	40	-0.99	2	-0.47	3	BETA SCAN ONLY



**LB5100-W Low Background Counting System -- Smear Analysis**

Date: 9/13/95  
 Counting Unit id: 1  
 Data file name: C:\LBXL\UNIT1\B01-422.XLD  
 Batch Ended: 9/12/95 15:35  
 Crosstalk Correction: Not Applied

Alpha activity action level (DPM): 20.00  
 Beta activity action level (DPM): 200.00  
 Certainty level for MDA and flags: 95.00%  
 High Voltage Setting: 1440

Application Revision: 3  
 Application Version: Standard

Alpha efficiency log file: th230ab  
 Alpha Efficiency: 33.96%  
 Alpha to Beta Crosstalk: 24.36%  
 Alpha Background (CPM): 0.335714286  
 Alpha Correction Factor: 1.000

Beta efficiency log file: tc99ab  
 Beta Efficiency: 37.60%  
 Beta into Alpha Crosstalk: 0.17%  
 Beta Background (CPM): 1.678571429  
 Beta Correction Factor: 1.000

Batch ID: 0

Carrier	Alpha Activity				Beta Activity				Count time (min)	Alpha CPM	Beta CPM	Completion Date - Time
	DPM	$\sigma$	flags	MDA	DPM	$\sigma$	flags	MDA				
1	-0.989	1.48	<MDA	7.98	-0.47	2.32	<MDA	11.67	2.00	-0.336	-0.18	9/12/95 14:22
2	-0.989	1.48	<MDA	7.98	-1.80	1.90	<MDA	11.67	2.00	-0.336	-0.68	9/12/95 14:24
3	-0.989	1.48	<MDA	7.98	-0.47	2.32	<MDA	11.67	2.00	-0.336	-0.18	9/12/95 14:26
4	0.484	1.48	<MDA	7.98	-1.80	1.90	<MDA	11.67	2.00	0.164	-0.68	9/12/95 14:29
5	1.956	2.09	<MDA	7.98	2.18	2.99	<MDA	11.67	2.00	0.664	0.82	9/12/95 14:31
6	-0.989	1.48	<MDA	7.98	-1.80	1.90	<MDA	11.67	2.00	-0.336	-0.68	9/12/95 14:33
7	-0.989	1.48	<MDA	7.98	-1.80	1.90	<MDA	11.67	2.00	-0.336	-0.68	9/12/95 14:35
8	-0.989	1.48	<MDA	7.98	3.51	3.27	<MDA	11.67	2.00	-0.336	1.32	9/12/95 14:37
9	-0.989	1.48	<MDA	7.98	-3.13	1.36	<MDA	11.67	2.00	-0.336	-1.18	9/12/95 14:39
10	-0.989	1.48	<MDA	7.98	-1.80	1.90	<MDA	11.67	2.00	-0.336	-0.68	9/12/95 14:42
11	-0.989	1.48	<MDA	7.98	-0.47	2.32	<MDA	11.67	2.00	-0.336	-0.18	9/12/95 14:44
12	0.484	1.48	<MDA	7.98	3.51	3.27	<MDA	11.67	2.00	0.164	1.32	9/12/95 14:46
13	-0.989	1.48	<MDA	7.98	-0.47	2.32	<MDA	11.67	2.00	-0.336	-0.18	9/12/95 14:48
14	-0.989	1.48	<MDA	7.98	0.85	2.68	<MDA	11.67	2.00	-0.336	0.32	9/12/95 14:51
15	0.484	1.48	<MDA	7.98	-0.47	2.32	<MDA	11.67	2.00	0.164	-0.18	9/12/95 14:53
16	0.484	1.48	<MDA	7.98	-0.47	2.32	<MDA	11.67	2.00	0.164	-0.18	9/12/95 14:55
17	0.484	1.48	<MDA	7.98	4.84	3.53	<AL	11.67	2.00	0.164	1.82	9/12/95 14:57
18	-0.989	1.48	<MDA	7.98	-0.47	2.32	<MDA	11.67	2.00	-0.336	-0.18	9/12/95 14:59
19	-0.989	1.48	<MDA	7.98	-0.47	2.32	<MDA	11.67	2.00	-0.336	-0.18	9/12/95 15:02
20	0.484	1.48	<MDA	7.98	-3.13	1.36	<MDA	11.67	2.00	0.164	-1.18	9/12/95 15:04
21	0.484	1.48	<MDA	7.98	-4.46	1.36	<MDA	11.67	2.00	0.164	-1.68	9/12/95 15:06
22	0.484	1.48	<MDA	7.98	-1.80	1.90	<MDA	11.67	2.00	0.164	-0.68	9/12/95 15:08
23	-0.989	1.48	<MDA	7.98	0.85	2.68	<MDA	11.67	2.00	-0.336	0.32	9/12/95 15:10
24	-0.989	1.48	<MDA	7.98	-0.47	2.32	<MDA	11.67	2.00	-0.336	-0.18	9/12/95 15:13

**LB5100-W Low Background Counting System -- Smear Analysis**

Date: 9/13/95  
 Counting Unit id: 1  
 Data file name: C:\LBXL\UNIT1\B01-422.XLD  
 Batch Ended: 9/12/95 15:35  
 Crosstalk Correction: Not Applied

Alpha activity action level (DPM): 20.00  
 Beta activity action level (DPM): 200.00  
 Certainty level for MDA and flags: 95.00%  
 High Voltage Setting: 1440

Application Revision: 3  
 Application Version: Standard

Alpha efficiency log file: th230ab Alpha Efficiency: 33.96% Alpha to Beta Crosstalk: 24.36% Alpha Background (CPM): 0.335714286 Alpha Correction Factor: 1.000
Beta efficiency log file: tc99ab Beta Efficiency: 37.60% Beta into Alpha Crosstalk: 0.17% Beta Background (CPM): 1.678571429 Beta Correction Factor: 1.000

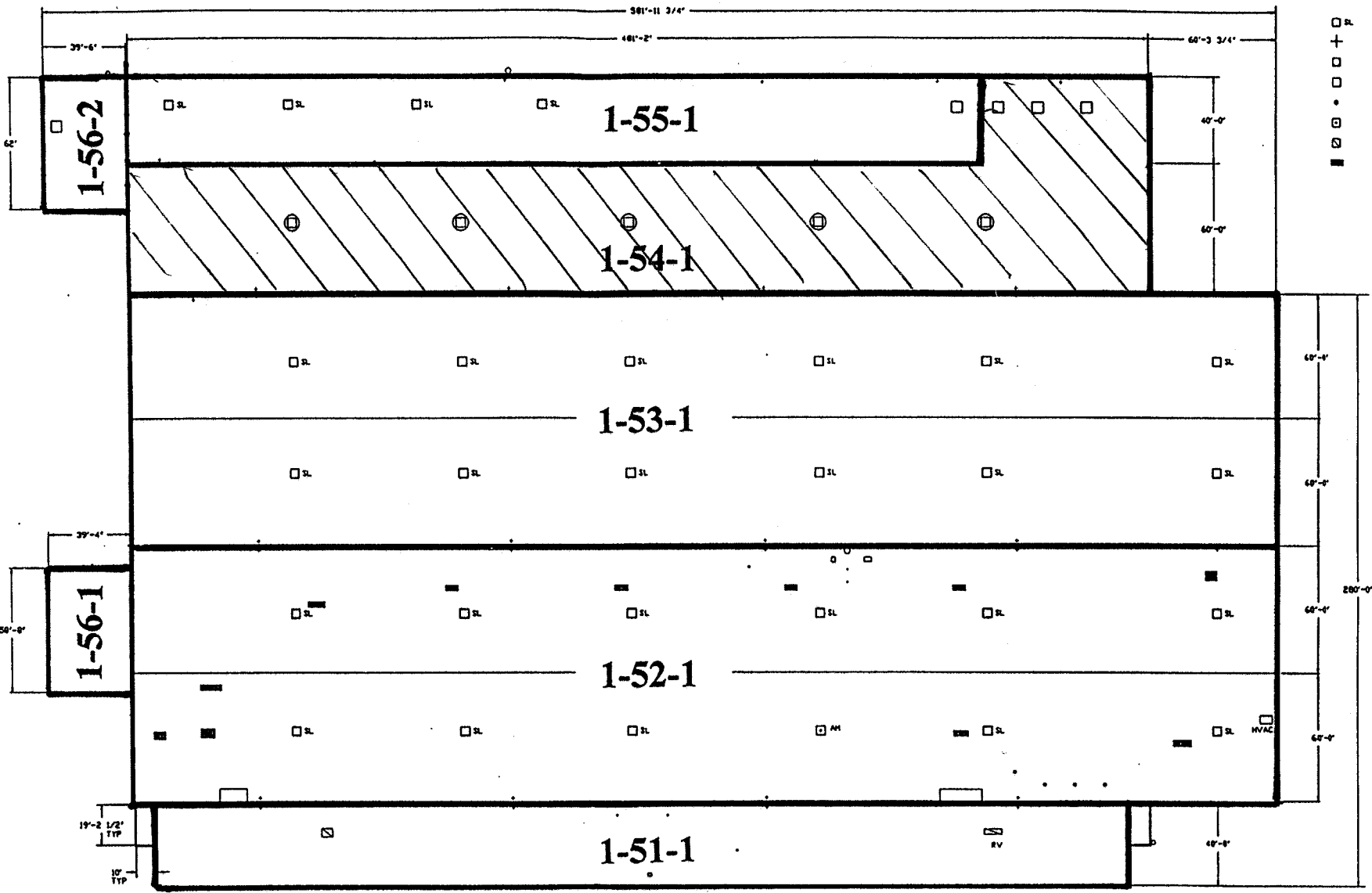
Batch ID: 0

Carrier	Alpha Activity				Beta Activity				Count time (min)	Alpha CPM	Beta CPM	Completion Date - Time
	DPM	$\sigma$	flags	MDA	DPM	$\sigma$	flags	MDA				
25	-0.989	1.48	<MDA	7.98	-0.47	2.32	<MDA	11.67	2.00	-0.336	-0.18	9/12/95 15:15
26	-0.989	1.48	<MDA	7.98	0.85	2.68	<MDA	11.67	2.00	-0.336	0.32	9/12/95 15:17
27	-0.989	1.48	<MDA	7.98	-3.13	1.36	<MDA	11.67	2.00	-0.336	-1.18	9/12/95 15:19
28	0.484	1.48	<MDA	7.98	-1.80	1.90	<MDA	11.67	2.00	0.164	-0.68	9/12/95 15:21
29	-0.989	1.48	<MDA	7.98	11.49	4.62	<AL	11.67	2.00	-0.336	4.32	9/12/95 15:24
30	-0.989	1.48	<MDA	7.98	0.85	2.68	<MDA	11.67	2.00	-0.336	0.32	9/12/95 15:26
31	1.956	2.09	<MDA	7.98	3.51	3.27	<MDA	11.67	2.00	0.664	1.32	9/12/95 15:28
32	1.956	2.09	<MDA	7.98	0.85	2.68	<MDA	11.67	2.00	0.664	0.32	9/12/95 15:30
33	0.484	1.48	<MDA	7.98	-0.47	2.32	<MDA	11.67	2.00	0.164	-0.18	9/12/95 15:32
34	-0.989	1.48	<MDA	7.98	-0.47	2.32	<MDA	11.67	2.00	-0.336	-0.18	9/12/95 15:35

647J483

# MAIN BUILDING ROOF

- SL SKYLIGHT
- + ROOF BRIM
- EXHUST STACKS
- ROOF EXHUST FAN
- VENT
- ⊖ ANTENNA MOUNT
- ⊖ RELIEF VENT
- FRESH AIR INTAKE



REVISED PER  
AS BUILT CON-  
DITIONS  
EXAMPLE COVER  
REVISIONS  
REVISIONS  
DATE  
BY

647J483  
DATE  
BY

WESTINGHOUSE PROPRIETARY DATA  
THIS DOCUMENT CONTAINS  
UNCLASSIFIED INFORMATION  
EXCEPT WHERE SHOWN  
OTHERWISE. IT IS THE POLICY  
OF WESTINGHOUSE TO MAKE  
AVAILABLE TO THE PUBLIC  
UNCLASSIFIED INFORMATION  
WHICH IS NOT A TRADE SECRET,  
PATENT RIGHTS OR OTHER  
PROTECTABLE INFORMATION.  
DATE 10/1/83 BY 647J483

NO.	647J483
REV.	
DATE	
BY	
CHKD.	
APP.	
DATE	
BY	

Westinghouse Electric Corporation  
SPECIALTY METALS PLANT KANAWHA, PA. USA  
MAIN BUILDING  
SITE PLAN LAYOUT  
SCALE: 1/8" = 1'-0"  
DATE: 10/1/83 BY: 647J483

# Blairsville Point Survey Form #003

Survey Serial #:	01-423
Survey Section:	1
Survey Unit:	45
Survey Sub-unit:	6

Alpha Survey Instruments				
Inst. S/N	Inst. Code	Eff. %	Corr. Fac.	Bkg. CPM
1588	8	21.2	4.72	0


Beta Survey Instruments				
Inst. S/N	Inst. Code	Eff. %	Corr. Fac.	Bkg. CPM
1601	13	34.6	2.89	165
5245	17	23.3	4.29	0.02

Gamma or Beta/Gamma Instruments			
Inst. S/N	Inst. Code	Bkg.	Detection Type
234	23	8	Gamma

Classification:	4
Survey Type:	LOWER

Alpha Counting Instruments				
Inst. S/N	Inst. Code	Eff. %	Corr. Fac.	Bkg. CPM
13295	2	33.93	2.95	0.45

Beta Counting Instruments				
Inst. S/N	Inst. Code	Eff. %	Corr. Fac.	Bkg. CPM
13295	3	37.39	2.67	1.96

Surveyor:	V. TAYLOR/C. VERGARI
Signature:	

Surface Description	Coordinates		Gamma at 1m uR/hr	Gamma Inst. Code	Beta/Gamma Contact mR/hr	Beta/Gamma Code	Contact Gross 1 min. Count Alpha	Alpha Inst. Code	Contact Gross 1 min. Count Beta	Beta Inst. Code	Scan Contact Gross CPM		Removable DPM/100 cm2 Alpha	Alpha Count	Removable DPM/100 cm2 Beta	Beta Count	Comments
	X	Y									Max Beta	Avg Beta					
FLOOR	1	-1	9	23	0.01	17	0	8	230	13	243	210	-0.13	2	-4.55	3	CARPET

**LB5100-W Low Background Counting System – Smear Analysis**

Date: 9/20/95  
 Counting Unit id: 1  
 Data file name: C:\LBXL\UNIT1\B01-423.XLD  
 Batch Ended: 9/20/95 7:25  
 Crosstalk Correction: Not Applied

Alpha activity action level (DPM): 20.00  
 Beta activity action level (DPM): 200.00  
 Certainty level for MDA and flags: 95.00%  
 High Voltage Setting: 1440

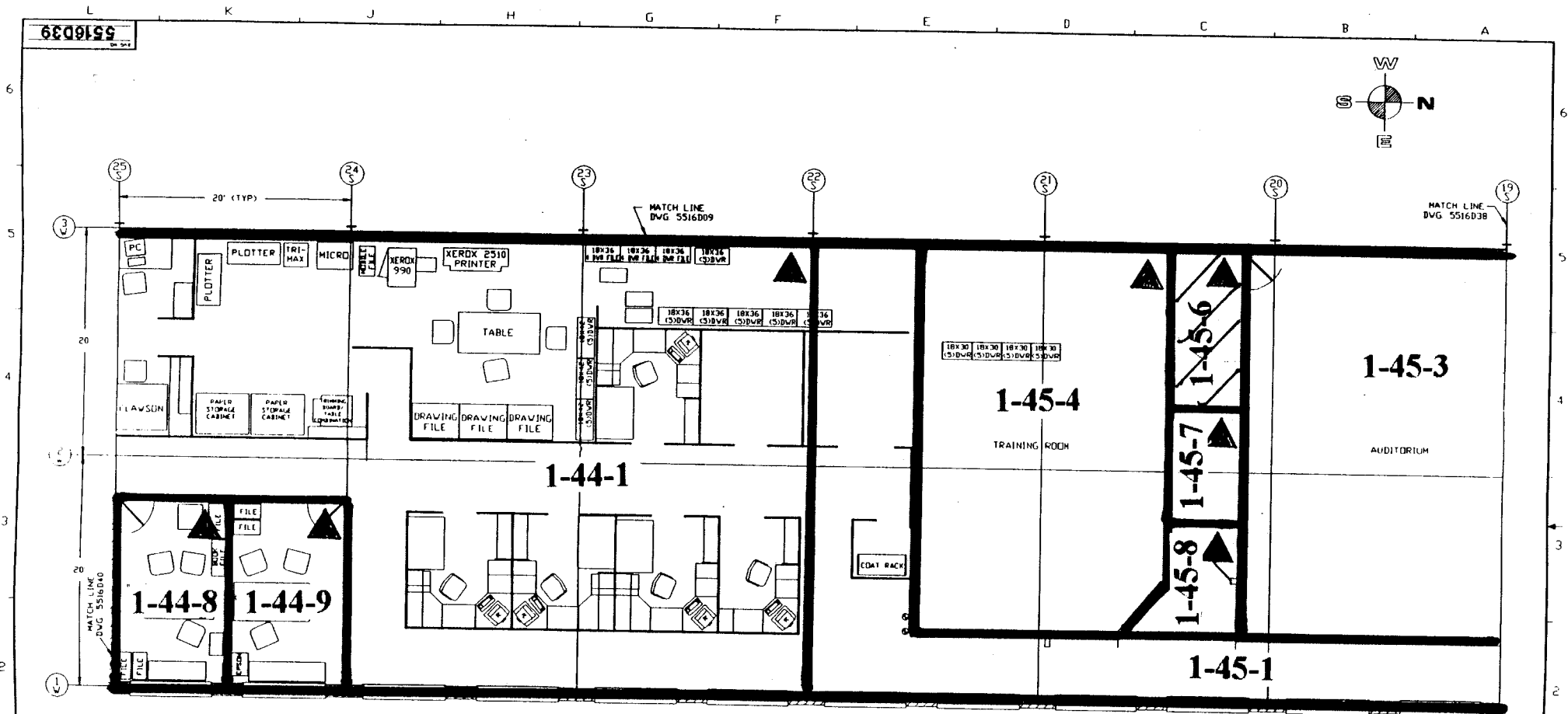
Application Revision: 3  
 Application Version: Standard

Batch ID: BLAIRSVILLE 1-45-6

Carrier	Alpha Activity				Beta Activity				Count time (min)	Alpha CPM	Beta CPM	Completion Date - Time
	DPM	$\sigma$	flags	MDA	DPM	$\sigma$	flags	MDA				
32	-0.133	1.48	<MDA	9.09	-4.55	1.37	<MDA	12.89	2.00	-0.045	-1.70	9/20/95 7:25

Alpha efficiency log file: th230ab Alpha Efficiency: 33.88% Alpha to Beta Crosstalk: 24.53% Alpha Background (CPM): 0.545 Alpha Correction Factor: 1.000
Beta efficiency log file: tc99ab Beta Efficiency: 37.39% Beta into Alpha Crosstalk: 0.13% Beta Background (CPM): 2.2 Beta Correction Factor: 1.000

UNIT: 1-45-6  
 SN: 01-423  
 DATE: 8-24-95  
 BY: CV/DT



NOTE: ▲ DESIGNATES NORTHERN MOST WEST CORNER (0, 0 Reference point)

<p><b>TOLERANCES &amp; DIMENSIONING NOTES</b></p> <p>UNLESS OTHERWISE SPECIFIED:        DIMENSIONS ARE TO FACE UNLESS OTHERWISE NOTED.        DIMENSIONS TO CENTERLINE ARE SHOWN WITH CENTERLINE DIMENSIONING.        DIMENSIONS TO SURFACE ARE SHOWN WITH SURFACE DIMENSIONING.        DIMENSIONS TO EDGE ARE SHOWN WITH EDGE DIMENSIONING.        DIMENSIONS TO CORNER ARE SHOWN WITH CORNER DIMENSIONING.        DIMENSIONS TO CENTERLINE OF HOLES ARE SHOWN WITH CENTERLINE DIMENSIONING.        DIMENSIONS TO SURFACE OF HOLES ARE SHOWN WITH SURFACE DIMENSIONING.        DIMENSIONS TO EDGE OF HOLES ARE SHOWN WITH EDGE DIMENSIONING.        DIMENSIONS TO CORNER OF HOLES ARE SHOWN WITH CORNER DIMENSIONING.</p>	<p><b>WESTINGHOUSE PROPRIETARY DATA</b></p> <p>THIS DOCUMENT CONTAINS PROPRIETARY INFORMATION OF THE WESTINGHOUSE ELECTRIC CORPORATION. IT IS TRANSMITTED TO YOU IN CONFIDENCE AND IT IS TO BE KEPT AS SUCH. IT IS NOT TO BE REPRODUCED OR TRANSMITTED IN ANY FORM OR BY ANY MEANS, ELECTRONIC OR MECHANICAL, INCLUDING PHOTOCOPYING, RECORDING, OR BY ANY INFORMATION STORAGE AND RETRIEVAL SYSTEM, WITHOUT THE WRITTEN PERMISSION OF THE WESTINGHOUSE ELECTRIC CORPORATION.</p>	<p>DATE: 8-24-95        DRAWN BY: CV        CHECKED BY: DT        TITLE: MAIN BLDG. LAYOUT        2nd FLR. SOUTH        SCALE: 25x12        SHEET: 1 OF 1        DWG. NO.: 5516D39</p>	<p><b>Westinghouse Electric Corporation</b>        SPECIALTY METALS PLANT BLAIRSVILLE, PA USA</p> <p>SCALE: 25x12        SHEET: 1 OF 1        DWG. NO.: 5516D39</p>
--	---	--	---

# Blairsville Point Survey Form #003

Survey Serial #:	01-424
Survey Section:	1
Survey Unit:	45
Survey Sub-unit:	8

Alpha Survey Instruments				
Inst. S/N	Inst. Code	Eff. %	Corr. Fac.	Bkg. CPM
1588	8	21.2	4.72	0


Beta Survey Instruments				
Inst. S/N	Inst. Code	Eff. %	Corr. Fac.	Bkg. CPM
1601	13	34.6	2.89	165
5245	17	23.3	4.29	0.02

Gamma or Beta/Gamma Instruments			
Inst. S/N	Inst. Code	Bkg.	Detection Type
234	23	6	Gamma

Classification:	4
Survey Type:	LOWER
Survey Date:	8/24/95
Count Date:	9/20/95

Alpha Counting Instruments				
Inst. S/N	Inst. Code	Eff. %	Corr. Fac.	Bkg. CPM
13295	2	33.93	2.95	0.45

Beta Counting Instruments				
Inst. S/N	Inst. Code	Eff. %	Corr. Fac.	Bkg. CPM
13295	3	37.39	2.67	1.96

Surveyor:	V. TAYLOR/C. VERGARI
Signature:	

Surface Description	Coordinates		Gamma at 1m	Gamma Inst.	Beta/Gamma Contact	Beta/Gamma	Contact Gross 1 min. Count	Alpha Inst.	Contact Gross 1 min. Count	Beta Inst.	Scan Contact Gross CPM		Removable DPM/100 cm2	Alpha Count	Removable DPM/100 cm2	Beta Count	Comments
	X	Y	uR/hr	Code	mR/hr	Code	Alpha	Beta	Code	Code	Max Beta	Avg Beta	Alpha	Beta	Code		
FLOOR	1	-1	7	23	0.01	17	0	8	181	13	192	170	1.34	2	-0.53	3	CARPET

**LB5100-W Low Background Counting System -- Smear Analysis**

Date: 9/20/95  
 Counting Unit id: 1  
 Data file name: C:\LBXL\UNIT1\B01-424.XLD  
 Batch Ended: 9/20/95 7:27  
 Crosstalk Correction: Not Applied

Alpha activity action level (DPM): 20.00  
 Beta activity action level (DPM): 200.00  
 Certainty level for MDA and flags: 95.00%  
 High Voltage Setting: 1440

Application Revision: 3  
 Application Version: Standard

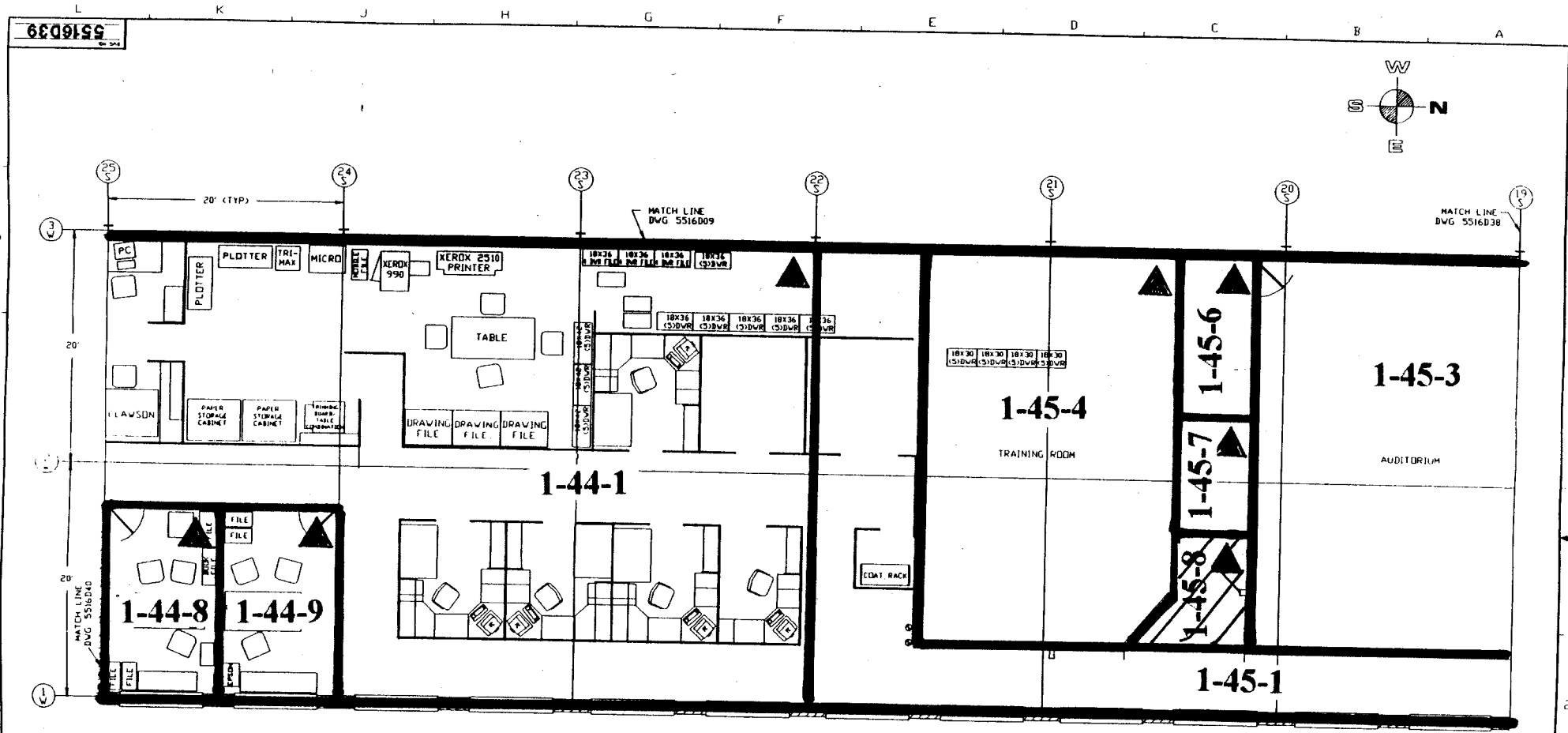
Batch ID: BLAIRSVILLE 1-45-8

Carrier	Alpha Activity				Beta Activity				Count time (min)	Alpha CPM	Beta CPM	Completion Date - Time
	DPM	$\sigma$	flags	MDA	DPM	$\sigma$	flags	MDA				
33	1.343	2.09	<MDA	9.09	-0.53	2.69	<MDA	12.89	2.00	0.455	-0.20	9/20/95 7:27

Alpha efficiency log file: th230ab Alpha Efficiency: 33.88% Alpha to Beta Crosstalk: 24.53% Alpha Background (CPM): 0.545 Alpha Correction Factor: 1.000
Beta efficiency log file: tc99ab Beta Efficiency: 37.39% Beta into Alpha Crosstalk: 0.13% Beta Background (CPM): 2.2 Beta Correction Factor: 1.000



UNIT: 1-45-8  
 SN: 01-424  
 DATE: 8-24-95  
 BY: CV/JT



NOTE: ▲ DESIGNATES NORTHERN MOST WEST CORNER (0, 0 Reference point)

<small>REFERENCES &amp; MODIFICATION NOTES</small> <small>REVISIONS TO BE MADE TO THIS DRAWING SHALL BE INDICATED BY A REVISION SYMBOL IN THE MARGIN OF THIS DRAWING. THE REVISION SYMBOL SHALL BE A CIRCLE WITH THE NUMBER OF THE REVISION INSIDE AND THE DATE OF THE REVISION TO THE RIGHT THEREOF.</small> <small>REVISIONS TO BE MADE TO THIS DRAWING SHALL BE INDICATED BY A REVISION SYMBOL IN THE MARGIN OF THIS DRAWING. THE REVISION SYMBOL SHALL BE A CIRCLE WITH THE NUMBER OF THE REVISION INSIDE AND THE DATE OF THE REVISION TO THE RIGHT THEREOF.</small> <small>REVISIONS TO BE MADE TO THIS DRAWING SHALL BE INDICATED BY A REVISION SYMBOL IN THE MARGIN OF THIS DRAWING. THE REVISION SYMBOL SHALL BE A CIRCLE WITH THE NUMBER OF THE REVISION INSIDE AND THE DATE OF THE REVISION TO THE RIGHT THEREOF.</small>	<small>WESTINGHOUSE PROPRIETARY DATA</small> <small>THIS DOCUMENT CONTAINS PROPRIETARY DATA OF THE WESTINGHOUSE ELECTRIC CORPORATION. NO PART OF THIS DOCUMENT IS TO BE REPRODUCED OR TRANSMITTED IN ANY FORM OR BY ANY MEANS, ELECTRONIC OR MECHANICAL, INCLUDING PHOTOCOPYING, RECORDING, OR BY ANY INFORMATION STORAGE AND RETRIEVAL SYSTEM, WITHOUT THE WRITTEN PERMISSION OF THE WESTINGHOUSE NUCLEAR FUEL OPERATIONS DIVISION.</small>	<small>DESIGN</small> <small>DATE</small> <small>BY</small> <small>APP'D</small> <small>CHECKED</small> <small>DATE</small>	<small>SCALE</small> <small>DATE</small>	<p>Westinghouse Electric Corporation        SPECIALTY METALS PLANT BLAIRSVILLE PA USA</p>
		<small>DATE</small> <small>BY</small> <small>APP'D</small> <small>CHECKED</small> <small>DATE</small>	<small>SCALE</small> <small>DATE</small>	

# Blairsville Point Survey Form #003

Survey Serial #:	01-425
Survey Section:	1
Survey Unit:	45
Survey Sub-unit:	7

Alpha Survey Instruments				
Inst. S/N	Inst. Code	Eff. %	Corr. Fac.	Bkg. CPM
1588	8	21.2	4.72	0


Beta Survey Instruments				
Inst. S/N	Inst. Code	Eff. %	Corr. Fac.	Bkg. CPM
1601	13	34.6	2.89	165
5245	17	23.3	4.29	0.02

Gamma or Beta/Gamma Instruments			
Inst. S/N	Inst. Code	Bkg.	Detection Type
234	23	6	Gamma

Classification:	4
Survey Type:	LOWER
Survey Date:	8/24/95
Count Date:	9/20/95

Alpha Counting Instruments				
Inst. S/N	Inst. Code	Eff. %	Corr. Fac.	Bkg. CPM
13295	2	33.93	2.95	0.45

Beta Counting Instruments				
Inst. S/N	Inst. Code	Eff. %	Corr. Fac.	Bkg. CPM
13295	3	37.39	2.67	1.96

Surveyor:	V.TAYLOR/C.VERGARI
Signature:	

Surface Description	Coordinates		Gamma at 1m	Gamma Inst.	Beta/Gamma Contact	Beta/Gamma	Contact Gross 1 min. Count	Alpha Inst.	Contact Gross 1 min. Count	Beta Inst.	Scan Contact Gross CPM		Removable DPM/100 cm2	Alpha Count	Removable DPM/100 cm2	Beta Count	Comments
	X	Y	uR/hr	Code	mR/hr	Code	Alpha	Beta	Code	Code	Max Beta	Avg Beta	Alpha	Beta	Code		
FLOOR	2	-1.5	6	23	0.01	17	1	8	211	13	253	200	-1.61	2	-1.87	3	CARPET

**LB5100-W Low Background Counting System -- Smear Analysis**

Date: 9/20/95  
 Counting Unit id: 1  
 Data file name: C:\LBXL\UNIT1\B01-425.XLD  
 Batch Ended: 9/20/95 7:30  
 Crosstalk Correction: Not Applied

Alpha activity action level (DPM): 20.00  
 Beta activity action level (DPM): 200.00  
 Certainty level for MDA and flags: 95.00%  
 High Voltage Setting: 1440

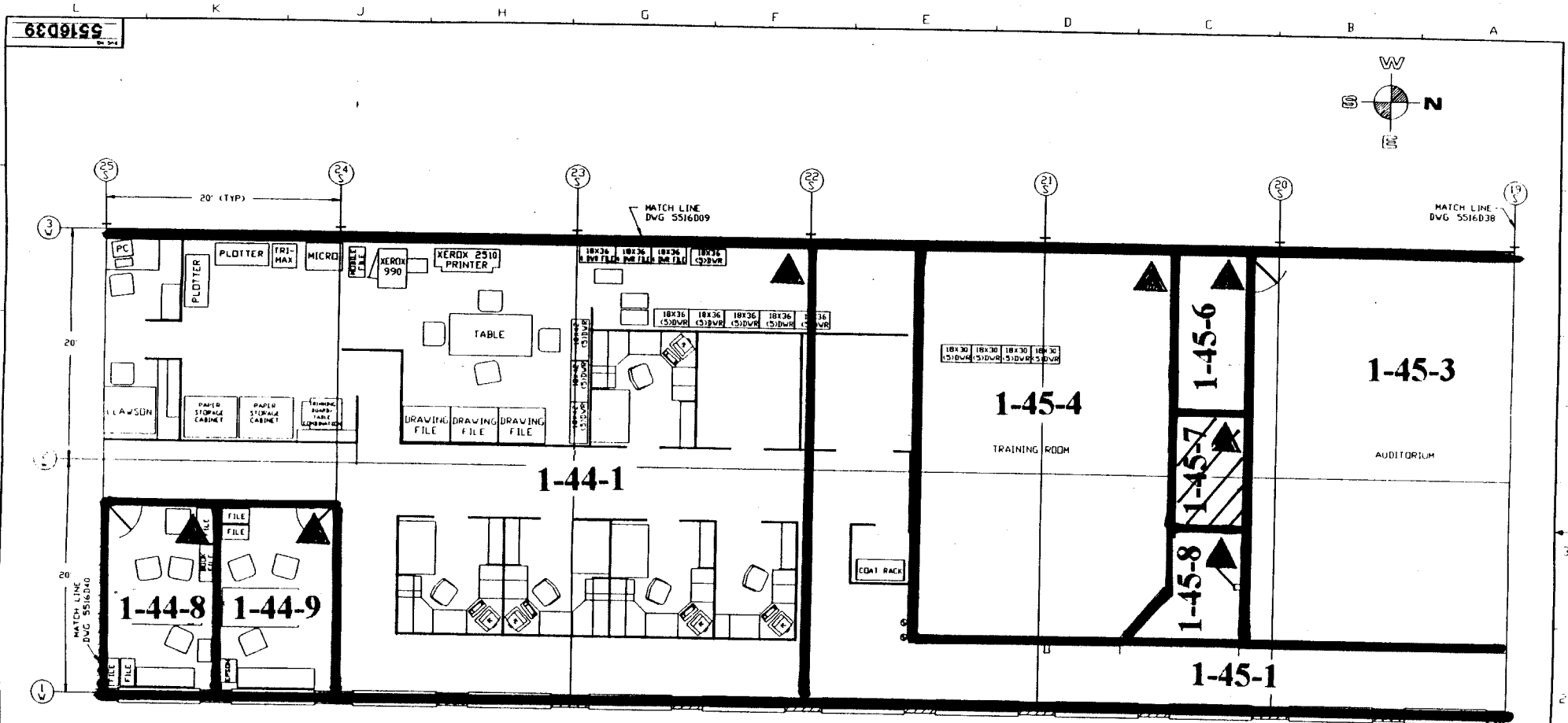
Application Revision: 3  
 Application Version: Standard

Batch ID: BLAIRSVILLE 1-45-7

Carrier	Alpha Activity				Beta Activity				Count time (min)	Alpha CPM	Beta CPM	Completion Date - Time
	DPM	$\sigma$	flags	MDA	DPM	$\sigma$	flags	MDA				
34	-1.609	1.48	<MDA	9.09	-1.87	2.33	<MDA	12.89	2.00	-0.545	-0.70	9/20/95 7:30

Alpha efficiency log file: th230ab Alpha Efficiency: 33.88% Alpha to Beta Crosstalk: 24.53% Alpha Background (CPM): 0.545 Alpha Correction Factor: 1.000
Beta efficiency log file: tc99ab Beta Efficiency: 37.39% Beta into Alpha Crosstalk: 0.13% Beta Background (CPM): 2.2 Beta Correction Factor: 1.000

UNIT: 1-45-7  
 SN: 01-425  
 DATE: 8-24-95  
 BY: CV/VT



NOTE: ▲ DESIGNATES NORTHERN MOST WEST CORNER (0, 0 Reference point)

<p>REVISIONS &amp; MODIFICATIONS        DATE: 8-24-95        BY: CV/VT</p>	<p>WESTINGHOUSE PROPRIETARY DATA        THIS DOCUMENT CONTAINS PROPRIETARY INFORMATION OF THE WESTINGHOUSE ELECTRIC CORPORATION. IT IS LOANED TO YOU BY CONTRACT AND IS NOT TO BE REPRODUCED OR TRANSMITTED IN ANY FORM OR BY ANY MEANS, ELECTRONIC OR MECHANICAL, INCLUDING PHOTOCOPYING, RECORDING, OR BY ANY INFORMATION STORAGE AND RETRIEVAL SYSTEM, WITHOUT THE PRIOR WRITTEN PERMISSION OF THE WESTINGHOUSE MELLUM FILE OPERATIONS DIVISIONS.</p>	<p>DATE: 8-24-95        DRAWN BY: CV        CHECKED BY: VT        TITLE: MAIN BLDG. SOUTH</p>	<p>Westinghouse Electric Corporation        SPECIALTY METALS PLANT BIAIRSVILLE PA USA        TITLE: MAIN BLDG. SOUTH        DATE: 8-24-95        DWG NO: 5516D38</p>
--	--	---	--

## Blairsville Point Survey Form #003

Survey Serial #:	01-426
Survey Section:	1
Survey Unit:	47
Survey Sub-unit:	6

Alpha Survey Instruments				
Inst. S/N	Inst. Code	Eff. %	Corr. Fac.	Bkg. CPM
1588	8	21.2	4.72	2


Beta Survey Instruments				
Inst. S/N	Inst. Code	Eff. %	Corr. Fac.	Bkg. CPM
1601	13	34.6	2.89	152
5245	17	23.3	4.29	0.01

Gamma or Beta/Gamma Instruments			
Inst. S/N	Inst. Code	Bkg.	Detection Type
234	23	6	Gamma

Classification:	4
Survey Type:	LOWER

Alpha Counting Instruments				
Inst. S/N	Inst. Code	Eff. %	Corr. Fac.	Bkg. CPM
13295	2	33.93	2.95	0.45

Beta Counting Instruments				
Inst. S/N	Inst. Code	Eff. %	Corr. Fac.	Bkg. CPM
13295	3	37.39	2.67	1.96

Surveyor:	V.TAYLOR/C.VERGARI
Signature:	

Surface Description	Coordinates		Gamma at 1m uR/hr	Gamma Inst. Code	Beta/Gamma Contact mR/hr	Beta/Gamma Code	Contact Gross 1 min. Count Alpha	Alpha Inst. Code	Contact Gross 1 min. Count Beta	Beta Inst. Code	Scan Contact Gross CPM		Removable DPM/100 cm2 Alpha	Alpha Count Code	Removable DPM/100 cm2 Beta	Beta Count Code	Comments
	X	Y									Max Beta	Avg Beta					
	FLOOR	1									-2	6					
FLOOR	1	-5	6	23	0.02	17	0	8	220	13	260	230	-0.13	2	-1.87	3	CARPET
FLOOR	3	-5	7	23	0.015	17	0	8	216	13	224	210	2.82	2	-1.87	3	CARPET
FLOOR	1	-8	6	23	0.005	17	3	8	217	13	277	190	-1.61	2	-4.55	3	CARPET
FLOOR	3	-8	6	23	0.01	17	0	8	224	13	235	210	-0.13	2	2.14	3	CARPET

**LB5100-W Low Background Counting System – Smear Analysis**

Date: 9/20/95  
 Counting Unit id: 1  
 Data file name: C:\LBXL\UNIT1\B01-426.XLD  
 Batch Ended: 9/20/95 7:41  
 Crosstalk Correction: Not Applied

Alpha activity action level (DPM): 20.00  
 Beta activity action level (DPM): 200.00  
 Certainty level for MDA and flags: 95.00%  
 High Voltage Setting: 1440

Application Revision: 3  
 Application Version: Standard

Batch ID: BLAIRSVILLE 1-47-6

Carrier	Alpha Activity				Beta Activity				Count time (min)	Alpha CPM	Beta CPM	Completion Date - Time
	DPM	$\sigma$	flags	MDA	DPM	$\sigma$	flags	MDA				
35	-1.609	1.48	<MDA	9.09	-4.55	1.37	<MDA	12.89	2.00	-0.545	-1.70	9/20/95 7:32
36	-0.133	1.48	<MDA	9.09	-1.87	2.33	<MDA	12.89	2.00	-0.045	-0.70	9/20/95 7:34
37	2.819	2.56	<AL	9.09	-1.87	2.33	<MDA	12.89	2.00	0.955	-0.70	9/20/95 7:36
38	-1.609	1.48	<MDA	9.09	-4.55	1.37	<MDA	12.89	2.00	-0.545	-1.70	9/20/95 7:39
42	-0.133	1.48	<MDA	9.09	2.14	3.29	<MDA	12.89	2.00	-0.045	0.80	9/20/95 7:41

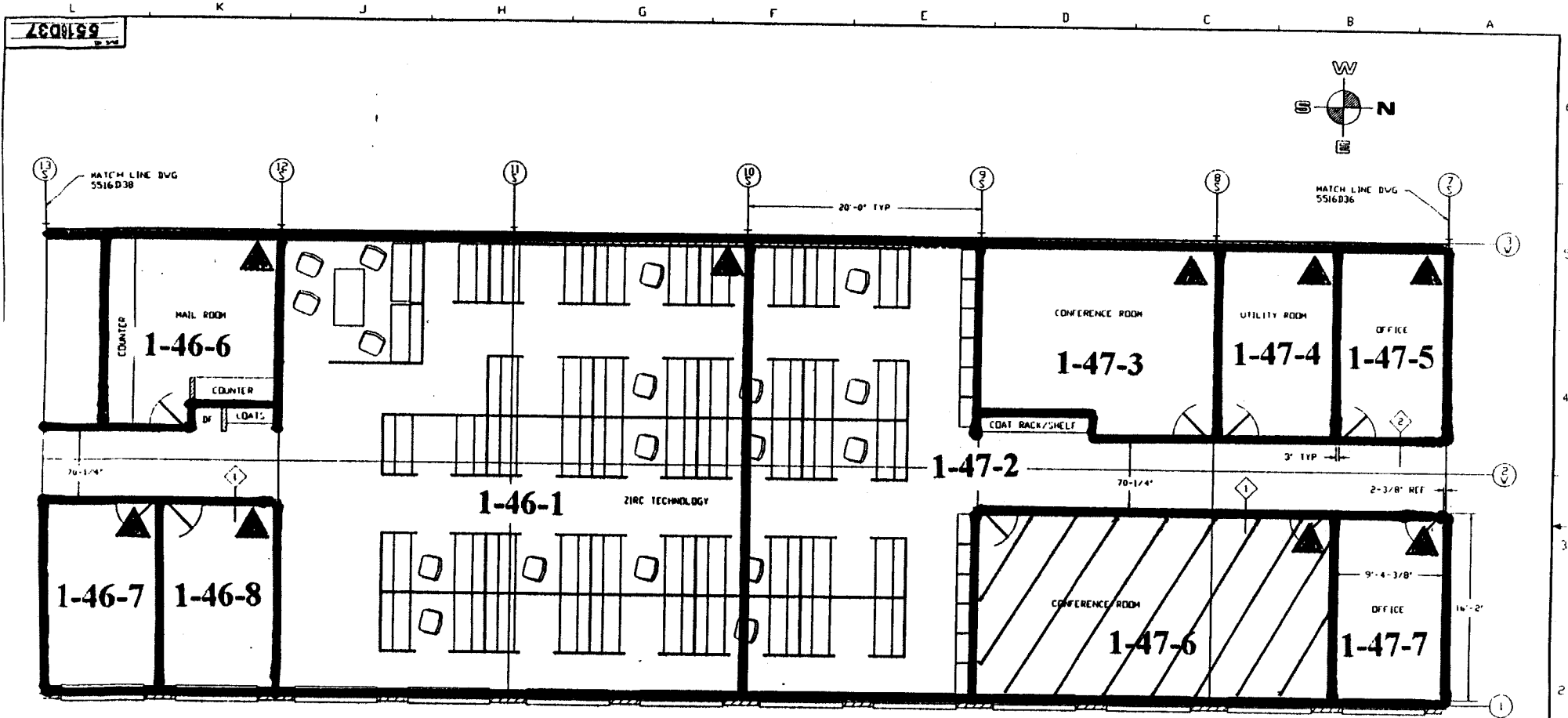
Alpha efficiency log file: th230ab Alpha Efficiency: 33.88% Alpha to Beta Crosstalk: 24.53% Alpha Background (CPM): 0.545 Alpha Correction Factor: 1.000
Beta efficiency log file: tc99ab Beta Efficiency: 37.39% Beta into Alpha Crosstalk: 0.13% Beta Background (CPM): 2.2 Beta Correction Factor: 1.000

UNIT: 1-47-6

SN: 01-426

DATE: 8-24-95

BY: CV/DT



NOTE: ▲ DESIGNATES NORTHERN MOST WEST CORNER (0, 0 Reference point)

<p>WESTINGHOUSE PROPRIETARY DATA</p> <p>THIS DRAWING IS THE PROPERTY OF WESTINGHOUSE ELECTRIC CORPORATION. IT IS TO BE USED ONLY FOR THE PROJECT AND AT THE LOCATION SPECIFIED HEREON. IT IS NOT TO BE REPRODUCED, COPIED, OR TRANSMITTED IN ANY FORM OR BY ANY MEANS, ELECTRONIC OR MECHANICAL, INCLUDING PHOTOCOPYING, RECORDING, OR BY ANY INFORMATION STORAGE AND RETRIEVAL SYSTEM, WITHOUT THE WRITTEN PERMISSION OF WESTINGHOUSE ELECTRIC CORPORATION.</p>	<p>DESIGNED BY: _____</p> <p>DRAWN BY: _____</p> <p>CHECKED BY: _____</p> <p>DATE: _____</p>	<p><b>Westinghouse Electric Corporation</b> SPECIALTY METALS PLANT, BLAINSVILLE, OH, U.S.A.</p> <p>OFFICE LAYOUT SECOND FLOOR MAIN BUILDING</p> <p>DATE: 8/24/95 DWG. NO. <b>5516D37</b></p>
--	--	--

# Blairsville Point Survey Form #003

Survey Serial #:	01-427
------------------	--------

Survey Section:	1
-----------------	---

Survey Unit:	55
--------------	----

Survey Sub-unit:	1
------------------	---

Classification:	1
-----------------	---

Survey Type:	ROOF
--------------	------

Survey Date:	8/29/95
--------------	---------

Count Date:	9/20/95
-------------	---------


Alpha Survey Instruments				
Inst. S/N	Inst. Code	Eff. %	Corr. Fac.	Bkg. CPM
1588	8	21.2	4.72	0

Beta Survey Instruments				
Inst. S/N	Inst. Code	Eff. %	Corr. Fac.	Bkg. CPM
1601	13	34.6	2.89	261
5245	17	23.3	4.29	40

Gamma or Beta/Gamma Instruments			
Inst. S/N	Inst. Code	Bkg.	Detection Type
1522	22	0.011	Beta / Gamma
234	23	5	Gamma

Alpha Counting Instruments				
Inst. S/N	Inst. Code	Eff. %	Corr. Fac.	Bkg. CPM
13295	2	33.93	2.95	0.45

Beta Counting Instruments				
Inst. S/N	Inst. Code	Eff. %	Corr. Fac.	Bkg. CPM
13295	3	37.39	2.67	1.96

Surveyor:	L.J.SMITH/C.VERGARI
Signature:	

Surface Description	Coordinates		Gamma	Gamma	Beta/Gamma	Beta/	Contact Gross	Alpha	Contact Gross	Beta	Scan Contact		Removable	Alpha	Removable	Beta	Comments
			at 1m	Inst.	Contact	Gamma	1 min. Count	Inst.	1 min. Count	Inst.	Gross CPM		DPM/100 cm2	Count	DPM/100 cm2	Count	
	uR/hr	Code	mR/hr	Code	Alpha	Code	Beta	Code	Max Beta	Avg Beta	Alpha	Code	Beta	Code			
ROOFTOP	6	-2	5	23	0.014	22	7	8	301	13	437	250	2.82	2	-0.53	3	RUBBER
ROOF DRAIN	1	-6	6	23	0.009	22	9	8	317	13	375	300	-1.61	2	-3.21	3	
ROOFTOP	8	-10	5	23	0.012	22	19	8	270	13	373	300	1.34	2	-3.21	3	RUBBER
ROOFTOP	4	-15	5	23	0.007	22	16	8	293	13	406	240	5.77	2	0.80	3	RUBBER
ROOFTOP	2	-20	6	23	0.008	22	14	8	261	13	431	250	4.29	2	-0.53	3	RUBBER
ROOFTOP	4	-25	6	23	0.009	22	20	8	309	13	393	330	-0.13	2	8.82	3	RUBBER
ROOF DRAIN	1	-30	5	23	0.014	22	21	8	317	13	414	350	1.34	2	-0.53	3	
ROOFTOP	4	-35	6	23	0.012	22	33	8	324	13	407	320	-1.61	2	6.15	3	RUBBER
ROOFTOP	8	-40	6	23	0.016	22	29	8	336	13	370	280	-1.61	2	-0.53	3	RUBBER
ROOFTOP	12	-45	5	23	0.013	22	33	8	325	13	371	300	-1.61	2	-1.87	3	RUBBER
ROOFTOP	6	-50	4	23	0.017	22	36	8	342	13	368	310	1.34	2	-1.87	3	RUBBER
ROOFTOP	4	-55	6	23	0.007	22	48	8	324	13	455	330	-0.13	2	2.14	3	RUBBER
ROOFTOP	1	-60	6	23	0.007	22	32	8	301	13	465	360	-1.61	2	-4.55	3	RUBBER
ROOF DRAIN	1	-67	7	23	0.016	22	25	8	381	13	471	320	1.34	2	0.80	3	
ROOFTOP	8	-70	7	23	0.016	22	12	8	321	13	430	350	-1.61	2	-0.53	3	RUBBER
ROOFTOP	2	-75	6	23	0.009	22	13	8	379	13	393	300	-0.13	2	-0.53	3	RUBBER
ROOFTOP	8	-75	6	23	0.014	22	18	8	361	13	471	370	1.34	2	-3.21	3	RUBBER
ROOFTOP	6	-80	6	23	0.019	22	24	8	316	13	435	320	-1.61	2	4.81	3	RUBBER
ROOFTOP	1	-85	5	23	0.014	22	8	8	348	13	399	330	-1.61	2	-0.53	3	RUBBER
ROOFTOP	12	-85	5	23	0.008	22	39	8	353	13	430	320	-1.61	2	-4.55	3	RUBBER
ROOFTOP	4	-90	5	23	0.015	22	19	8	408	13	432	320	-1.61	2	-4.55	3	RUBBER
ROOFTOP	8	-90	6	23	0.015	22	28	8	408	13	441	370	-1.61	2	-0.53	3	RUBBER
ROOFTOP	2	-95	5	23	0.017	22	19	8	409	13	385	300	-0.13	2	0.80	3	RUBBER



# Blairsville Point Survey Form #003

Survey Serial #:	01-427
Survey Section:	1
Survey Unit:	55
Survey Sub-unit:	1

Alpha Survey Instruments				
Inst. S/N	Inst. Code	Eff. %	Corr. Fac.	Bkg. CPM
1588	8	21.2	4.72	0


Beta Survey Instruments				
Inst. S/N	Inst. Code	Eff. %	Corr. Fac.	Bkg. CPM
1601	13	34.6	2.89	261
5245	17	23.3	4.29	40

Gamma or Beta/Gamma Instruments			
Inst. S/N	Inst. Code	Bkg.	Detection Type
1522	22	0.011	Beta / Gamma
234	23	5	Gamma

Classification:	1
Survey Type:	ROOF
Survey Date:	8/29/95
Count Date:	9/20/95

Alpha Counting Instruments				
Inst. S/N	Inst. Code	Eff. %	Corr. Fac.	Bkg. CPM
13295	2	33.93	2.95	0.45

Beta Counting Instruments				
Inst. S/N	Inst. Code	Eff. %	Corr. Fac.	Bkg. CPM
13295	3	37.39	2.67	1.96

Surveyor:	L.J. SMITH/C. VERGARI
Signature:	

Surface Description	Coordinates		Gamma at 1m	Gamma Inst.	Beta/Gamma Contact	Beta/Gamma	Contact Gross 1 min. Count	Alpha Inst.	Contact Gross 1 min. Count	Beta Inst.	Scan Contact Gross CPM		Removable DPM/100 cm2	Alpha Count	Removable DPM/100 cm2	Beta Count	Comments
	X	Y	uR/hr	Code	mR/hr	Code	Alpha	Beta	Code	Code	Max Beta	Avg Beta	Alpha	Code	Beta	Code	
	ROOFTOP	12	-95	5	23	0.011	22	33	8	355	13	405	340	-1.61	2	-0.53	
ROOFTOP	4	-100	6	23	0.008	22	32	8	346	13	462	350	1.34	2	0.80	3	RUBBER
ROOF DRAIN	1	-102.5	6	23	0.014	22	31	8	420	13	392	340	2.82	2	-3.21	3	
ROOFTOP	6	-105	6	23	0.014	22	16	8	354	13	478	360	-1.61	2	2.14	3	RUBBER
ROOFTOP	1	-110	6	23	0.015	22	25	8	369	13	489	390	-0.13	2	-0.53	3	RUBBER
ROOFTOP	10	-110	5	23	0.013	22	27	8	330	13	477	360	1.34	2	-0.53	3	RUBBER
ROOFTOP	4	-115	6	23	0.012	22	43	8	381	13	487	340	-1.61	2	0.80	3	RUBBER
ROOF DRAIN	1	-102.5	N/A	N/A	N/A	N/A	N/A	N/A	N/A	17	90	50	-1.61	2	-3.21	3	BETA SCAN ONLY
ROOF DRAIN	1	-67	N/A	N/A	N/A	N/A	N/A	N/A	N/A	17	60	40	-1.61	2	-3.21	3	BETA SCAN ONLY
ROOF DRAIN	1	-30	N/A	N/A	N/A	N/A	N/A	N/A	N/A	17	80	60	-1.61	2	-0.53	3	BETA SCAN ONLY
ROOF DRAIN	1	-6	N/A	N/A	N/A	N/A	N/A	N/A	N/A	17	60	40	-0.13	2	2.14	3	BETA SCAN ONLY

**LB5100-W Low Background Counting System -- Smear Analysis**

Date: 9/20/95  
 Counting Unit id: 1  
 Data file name: C:\LBXL\UNIT1\B01-427.XLD  
 Batch Ended: 9/20/95 8:56  
 Crosstalk Correction: Not Applied

Alpha activity action level (DPM): 20.00  
 Beta activity action level (DPM): 200.00  
 Certainty level for MDA and flags: 95.00%  
 High Voltage Setting: 1440

Application Revision: 3  
 Application Version: Standard

Alpha efficiency log file: th230ab  
 Alpha Efficiency: 33.88%  
 Alpha to Beta Crosstalk: 24.53%  
 Alpha Background (CPM): 0.545  
 Alpha Correction Factor: 1.000

Beta efficiency log file: tc99ab  
 Beta Efficiency: 37.39%  
 Beta into Alpha Crosstalk: 0.13%  
 Beta Background (CPM): 2.2  
 Beta Correction Factor: 1.000

Batch ID: BLAIRSVILLE 1-55-1

Carrier	Alpha Activity				Beta Activity				Count time (min)	Alpha CPM	Beta CPM	Completion Date - Time
	DPM	$\sigma$	flags	MDA	DPM	$\sigma$	flags	MDA				
43	2.819	2.56	<AL	9.09	-0.53	2.69	<MDA	12.89	2.00	0.955	-0.20	9/20/95 7:43
44	-1.609	1.48	<MDA	9.09	-3.21	1.91	<MDA	12.89	2.00	-0.545	-1.20	9/20/95 7:45
45	1.343	2.09	<MDA	9.09	-3.21	1.91	<MDA	12.89	2.00	0.455	-1.20	9/20/95 7:48
46	5.770	3.31	<AL	9.09	0.80	3.00	<MDA	12.89	2.00	1.955	0.30	9/20/95 7:50
47	4.295	2.96	<AL	9.09	-0.53	2.69	<MDA	12.89	2.00	1.455	-0.20	9/20/95 7:52
48	-0.133	1.48	<MDA	9.09	8.82	4.45	<AL	12.89	2.00	-0.045	3.30	9/20/95 7:54
49	1.343	2.09	<MDA	9.09	-0.53	2.69	<MDA	12.89	2.00	0.455	-0.20	9/20/95 7:56
50	-1.609	1.48	<MDA	9.09	6.15	4.02	<AL	12.89	2.00	-0.545	2.30	9/20/95 7:58
51	-1.609	1.48	<MDA	9.09	-0.53	2.69	<MDA	12.89	2.00	-0.545	-0.20	9/20/95 8:01
52	-1.609	1.48	<MDA	9.09	-1.87	2.33	<MDA	12.89	2.00	-0.545	-0.70	9/20/95 8:03
53	1.343	2.09	<MDA	9.09	-1.87	2.33	<MDA	12.89	2.00	0.455	-0.70	9/20/95 8:05
54	-0.133	1.48	<MDA	9.09	2.14	3.29	<MDA	12.89	2.00	-0.045	0.80	9/20/95 8:07
55	-1.609	1.48	<MDA	9.09	-4.55	1.37	<MDA	12.89	2.00	-0.545	-1.70	9/20/95 8:10
56	1.343	2.09	<MDA	9.09	0.80	3.00	<MDA	12.89	2.00	0.455	0.30	9/20/95 8:12
57	-1.609	1.48	<MDA	9.09	-0.53	2.69	<MDA	12.89	2.00	-0.545	-0.20	9/20/95 8:14
58	-0.133	1.48	<MDA	9.09	-0.53	2.69	<MDA	12.89	2.00	-0.045	-0.20	9/20/95 8:16
59	1.343	2.09	<MDA	9.09	-3.21	1.91	<MDA	12.89	2.00	0.455	-1.20	9/20/95 8:18
60	-1.609	1.48	<MDA	9.09	4.81	3.79	<AL	12.89	2.00	-0.545	1.80	9/20/95 8:20
61	-1.609	1.48	<MDA	9.09	-0.53	2.69	<MDA	12.89	2.00	-0.545	-0.20	9/20/95 8:23
62	-1.609	1.48	<MDA	9.09	-4.55	1.37	<MDA	12.89	2.00	-0.545	-1.70	9/20/95 8:25
63	-1.609	1.48	<MDA	9.09	-4.55	1.37	<MDA	12.89	2.00	-0.545	-1.70	9/20/95 8:27
64	-1.609	1.48	<MDA	9.09	-0.53	2.69	<MDA	12.89	2.00	-0.545	-0.20	9/20/95 8:29
65	-0.133	1.48	<MDA	9.09	0.80	3.00	<MDA	12.89	2.00	-0.045	0.30	9/20/95 8:31
66	-1.609	1.48	<MDA	9.09	-0.53	2.69	<MDA	12.89	2.00	-0.545	-0.20	9/20/95 8:34

**LB5100-W Low Background Counting System -- Smear Analysis**

Date: 9/20/95  
 Counting Unit id: 1  
 Data file name: C:\LBXL\UNIT1\B01-427.XLD  
 Batch Ended: 9/20/95 8:56  
 Crosstalk Correction: Not Applied

Alpha activity action level (DPM): 20.00  
 Beta activity action level (DPM): 200.00  
 Certainty level for MDA and flags: 95.00%  
 High Voltage Setting: 1440

Application Revision: 3  
 Application Version: Standard

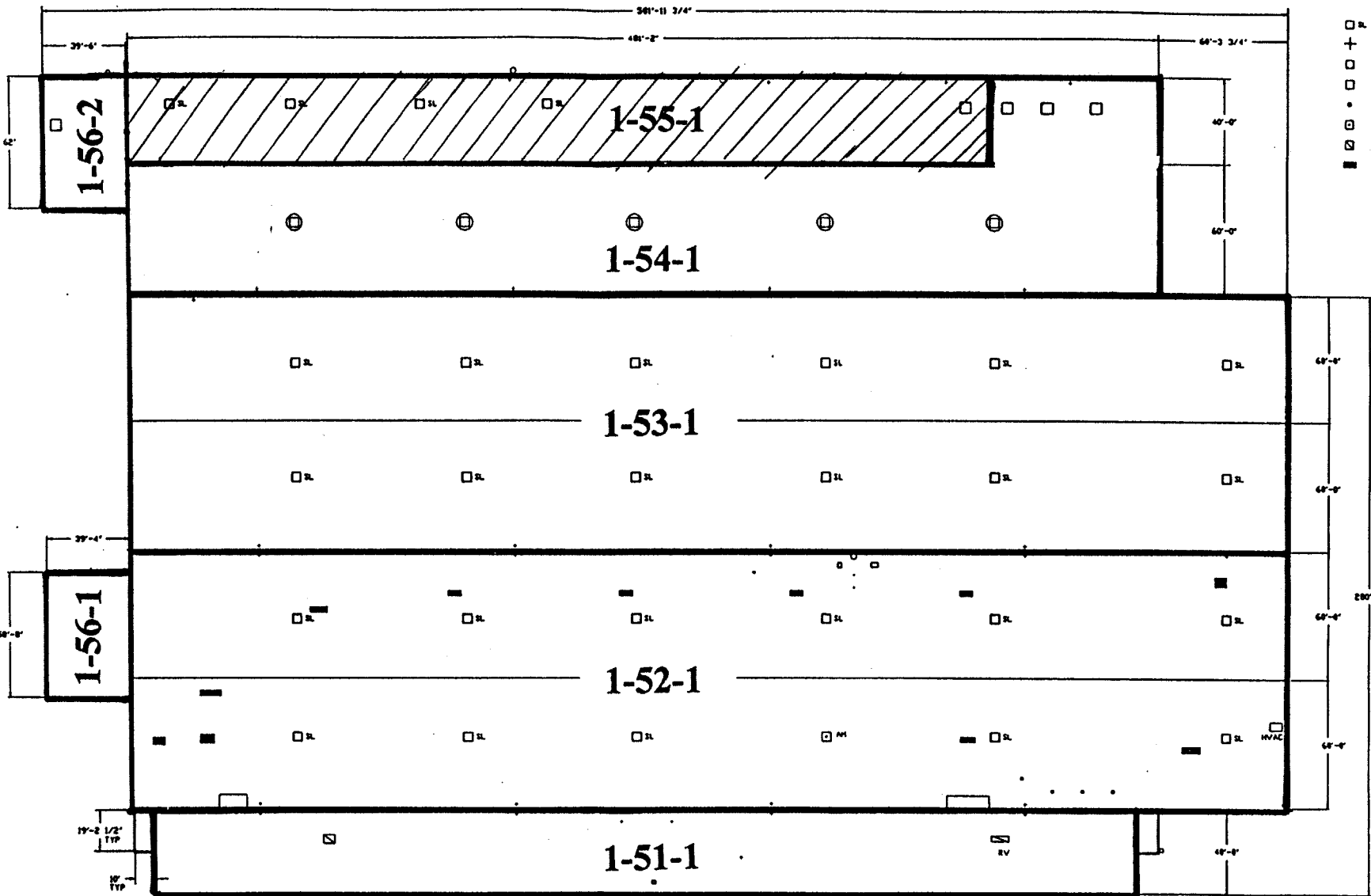
Alpha efficiency log file: th230ab  
 Alpha Efficiency: 33.88%  
 Alpha to Beta Crosstalk: 24.53%  
 Alpha Background (CPM): 0.545  
 Alpha Correction Factor: 1.000

Beta efficiency log file: tc99ab  
 Beta Efficiency: 37.39%  
 Beta into Alpha Crosstalk: 0.13%  
 Beta Background (CPM): 2.2  
 Beta Correction Factor: 1.000

Batch ID: BLAIRSVILLE 1-55-1												
Carrier	Alpha Activity				Beta Activity				Count time (min)	Alpha CPM	Beta CPM	Completion Date - Time
	DPM	$\sigma$	flags	MDA	DPM	$\sigma$	flags	MDA				
67	1.343	2.09	<MDA	9.09	0.80	3.00	<MDA	12.89	2.00	0.455	0.30	9/20/95 8:36
68	2.819	2.56	<AL	9.09	-3.21	1.91	<MDA	12.89	2.00	0.955	-1.20	9/20/95 8:38
69	-1.609	1.48	<MDA	9.09	2.14	3.29	<MDA	12.89	2.00	-0.545	0.80	9/20/95 8:40
70	-0.133	1.48	<MDA	9.09	-0.53	2.69	<MDA	12.89	2.00	-0.045	-0.20	9/20/95 8:43
71	1.343	2.09	<MDA	9.09	-0.53	2.69	<MDA	12.89	2.00	0.455	-0.20	9/20/95 8:45
72	-1.609	1.48	<MDA	9.09	0.80	3.00	<MDA	12.89	2.00	-0.545	0.30	9/20/95 8:47
73	-1.609	1.48	<MDA	9.09	-3.21	1.91	<MDA	12.89	2.00	-0.545	-1.20	9/20/95 8:49
74	-1.609	1.48	<MDA	9.09	-3.21	1.91	<MDA	12.89	2.00	-0.545	-1.20	9/20/95 8:51
75	-1.609	1.48	<MDA	9.09	-0.53	2.69	<MDA	12.89	2.00	-0.545	-0.20	9/20/95 8:53
76	-0.133	1.48	<MDA	9.09	2.14	3.29	<MDA	12.89	2.00	-0.045	0.80	9/20/95 8:56

# MAIN BUILDING ROOF

- SKYLIGHT
- ⊕ ROOF DRAIN
- EXHAUST STACKS
- ROOF EXHAUST FAN
- VENT
- ANTENNA MOUNT
- RELIEF VENT
- FRESH AIR INTAKE



8-29-95  
01-427  
1-55-1

DATE	8/29/95
BY	01-427
PROJECT	1-55-1
DESCRIPTION	
REVISIONS	

WESTINGHOUSE PROPRIETARY DATA		WESTINGHOUSE ELECTRIC CORPORATION SPECIALTY METALS PLANT LANCASTER, PA. USA	
PROJECT	MAIN BUILDING	DATE	8/29/95
DESCRIPTION	ROOF PLAN	SCALE	AS SHOWN
BY		APP'D	
CHECKED		DATE	
DESIGNED		BY	
DRWN		CHK'D	
DATE		DATE	
SCALE		SCALE	
PROJECT NO.	847J463	PROJECT NO.	847J463
REV.		REV.	

# Blairsville Point Survey Form #003

Survey Serial #:	01-428
Survey Section:	1
Survey Unit:	56
Survey Sub-unit:	2

Alpha Survey Instruments				
Inst. S/N	Inst. Code	Eff. %	Corr. Fac.	Bkg. CPM
1588	8	21.2	4.72	1


Beta Survey Instruments				
Inst. S/N	Inst. Code	Eff. %	Corr. Fac.	Bkg. CPM
1601	13	34.6	2.89	270
5245	17	23.3	4.29	30

Gamma or Beta/Gamma Instruments			
Inst. S/N	Inst. Code	Bkg.	Detection Type
1522	22	0.012	Beta / Gamma
234	23	5	Gamma

Classification:	1
Survey Type:	ROOF
Survey Date:	8/29/95
Count Date:	9/20/95

Alpha Counting Instruments				
Inst. S/N	Inst. Code	Eff. %	Corr. Fac.	Bkg. CPM
13295	2	33.93	2.95	0.45

Beta Counting Instruments				
Inst. S/N	Inst. Code	Eff. %	Corr. Fac.	Bkg. CPM
13295	3	37.39	2.67	1.96

Surveyor:	L.J. SMITH/O. VERGARI
Signature:	

Surface Description	Coordinates		Gamma at 1m uR/hr	Gamma Inst. Code	Beta/Gamma Contact mR/hr	Beta/Gamma Code	Contact Gross 1 min. Count Alpha	Alpha Inst. Code	Contact Gross 1 min. Count Beta	Beta Inst. Code	Scan Contact Gross CPM		Removable DPM/100 cm2 Alpha	Alpha Count Code	Removable DPM/100 cm2 Beta	Beta Count Code	Comments
	X	Y									Max Beta	Avg Beta					
ROOFTOP	2	-4	6	23	0.011	22	10	8	289	13	374	300	-1.61	2	-1.87	3	RUBBER
ROOFTOP	2	-8	6	23	0.016	22	25	8	296	13	415	280	1.34	2	2.14	3	RUBBER
ROOFTOP	4	-1	7	23	0.015	22	7	8	271	13	487	373	-0.13	2	-0.53	3	RUBBER
ROOFTOP	4	-6	8	23	0.007	22	14	8	311	13	448	340	-1.61	2	-1.87	3	RUBBER
ROOFTOP	6	-6	7	23	0.013	22	11	8	287	13	411	320	-1.61	2	-1.87	3	RUBBER
ROOFTOP	6	-12	6	23	0.014	22	17	8	330	13	480	300	-1.61	2	-3.21	3	RUBBER
ROOFTOP	10	-8	8	23	0.014	22	14	8	317	13	425	320	2.82	2	2.14	3	RUBBER
ROOF DRAIN	12	-0.5	7	23	0.013	22	13	8	319	13	344	280	-0.13	2	-4.55	3	
ROOFTOP	12	-10	8	23	0.008	22	10	8	299	13	480	330	1.34	2	-5.88	3	RUBBER
ROOFTOP	14	-4	7	23	0.018	22	13	8	318	13	392	320	-1.61	2	-0.53	3	RUBBER
ROOFTOP	14	-11	8	23	0.013	22	20	8	284	13	442	320	1.34	2	0.80	3	RUBBER
ROOFTOP	16	-2	7	23	0.01	22	14	8	316	13	384	250	-1.61	2	-3.21	3	RUBBER
ROOFTOP	16	-8	8	23	0.015	22	23	8	346	13	358	280	2.82	2	-1.87	3	RUBBER
ROOFTOP	18	-4	7	23	0.008	22	23	8	277	13	341	260	-0.13	2	2.14	3	RUBBER
ROOFTOP	18	-10	7	23	0.015	22	20	8	321	13	364	300	-0.13	2	6.15	3	RUBBER
ROOF DRAIN	12	-0.5	N/A	N/A	N/A	N/A	N/A	N/A	N/A	17	70	50	2.82	2	3.48	3	BETA SCAN ONLY

**LB5100-W Low Background Counting System -- Smear Analysis**

Date: 9/20/95  
 Counting Unit id: 1  
 Data file name: C:\LBXL\UNIT1\B01-428.XLD  
 Batch Ended: 9/20/95 9:31  
 Crosstalk Correction: Not Applied

Alpha activity action level (DPM): 20.00  
 Beta activity action level (DPM): 200.00  
 Certainty level for MDA and flags: 95.00%  
 High Voltage Setting: 1440

Application Revision: 3  
 Application Version: Standard

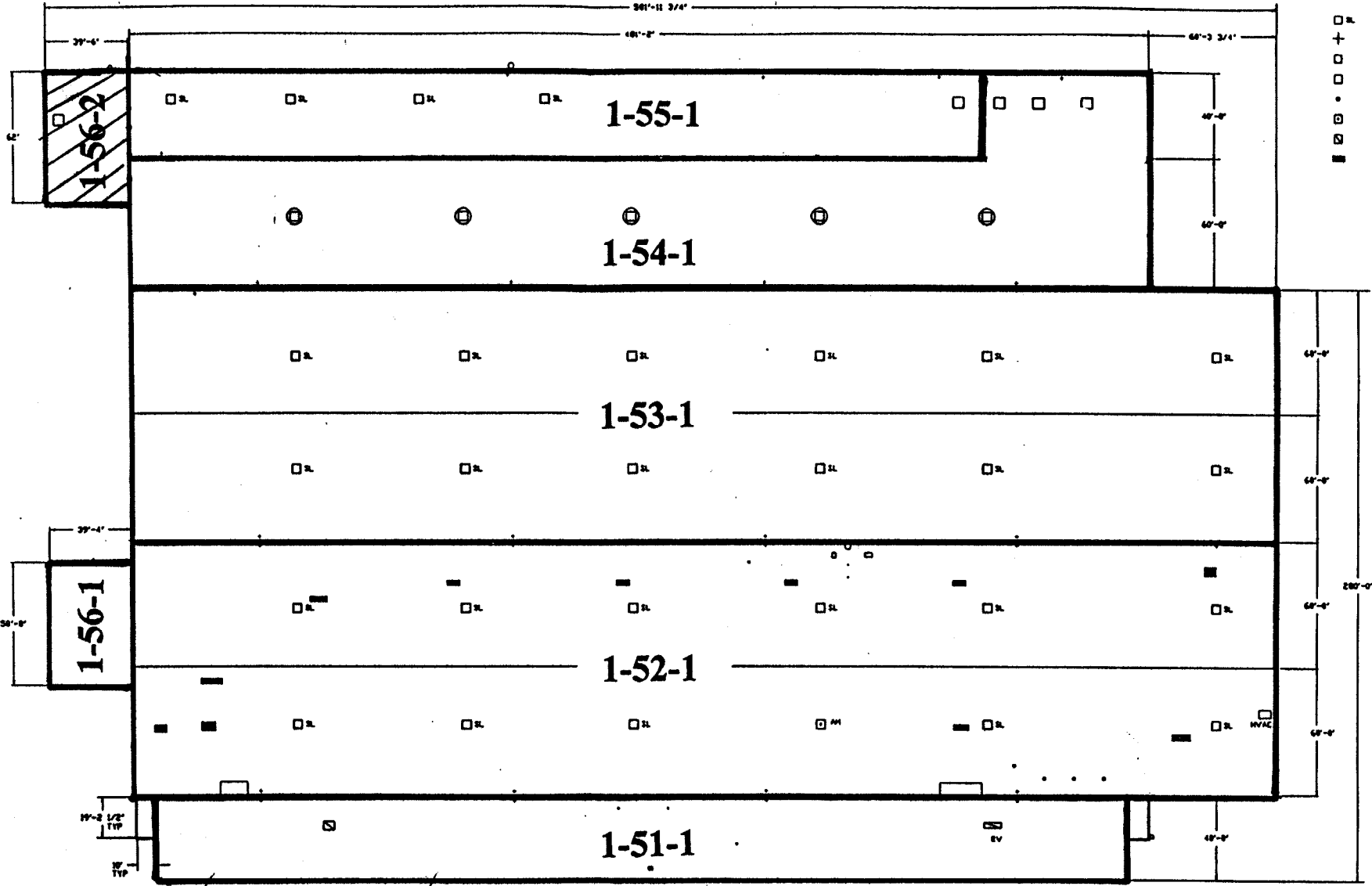
Batch ID: BLAIRSVILLE 1-56-2

Alpha efficiency log file: th230ab Alpha Efficiency: 33.88% Alpha to Beta Crosstalk: 24.53% Alpha Background (CPM): 0.545 Alpha Correction Factor: 1.000			
Beta efficiency log file: tc99ab Beta Efficiency: 37.39% Beta into Alpha Crosstalk: 0.13% Beta Background (CPM): 2.2 Beta Correction Factor: 1.000			
Count time (min)	Alpha CPM	Beta CPM	Completion Date - Time
2.00	-0.545	-0.70	9/20/95 8:58
2.00	0.455	0.80	9/20/95 9:00
2.00	-0.045	-0.20	9/20/95 9:02
2.00	-0.545	-0.70	9/20/95 9:05
2.00	-0.545	-0.70	9/20/95 9:07
2.00	-0.545	-1.20	9/20/95 9:09
2.00	0.955	0.80	9/20/95 9:11
2.00	-0.045	-1.70	9/20/95 9:13
2.00	0.455	-2.20	9/20/95 9:15
2.00	-0.545	-0.20	9/20/95 9:18
2.00	0.455	0.30	9/20/95 9:20
2.00	-0.545	-1.20	9/20/95 9:22
2.00	0.955	-0.70	9/20/95 9:24
2.00	-0.045	0.80	9/20/95 9:27
2.00	-0.045	2.30	9/20/95 9:29
2.00	0.955	1.30	9/20/95 9:31

Carrier	Alpha Activity				Beta Activity			
	DPM	$\sigma$	flags	MDA	DPM	$\sigma$	flags	MDA
1	-1.609	1.48	<MDA	9.09	-1.87	2.33	<MDA	12.89
2	1.343	2.09	<MDA	9.09	2.14	3.29	<MDA	12.89
3	-0.133	1.48	<MDA	9.09	-0.53	2.69	<MDA	12.89
4	-1.609	1.48	<MDA	9.09	-1.87	2.33	<MDA	12.89
5	-1.609	1.48	<MDA	9.09	-1.87	2.33	<MDA	12.89
6	-1.609	1.48	<MDA	9.09	-3.21	1.91	<MDA	12.89
7	2.819	2.56	<AL	9.09	2.14	3.29	<MDA	12.89
8	-0.133	1.48	<MDA	9.09	-4.55	1.37	<MDA	12.89
9	1.343	2.09	<MDA	9.09	-5.88	1.37	<MDA	12.89
10	-1.609	1.48	<MDA	9.09	-0.53	2.69	<MDA	12.89
11	1.343	2.09	<MDA	9.09	0.80	3.00	<MDA	12.89
12	-1.609	1.48	<MDA	9.09	-3.21	1.91	<MDA	12.89
13	2.819	2.56	<AL	9.09	-1.87	2.33	<MDA	12.89
14	-0.133	1.48	<MDA	9.09	2.14	3.29	<MDA	12.89
15	-0.133	1.48	<MDA	9.09	6.15	4.02	<AL	12.89
16	2.819	2.56	<AL	9.09	3.48	3.55	<MDA	12.89

# MAIN BUILDING ROOF

- SKYLIGHT
- + ROOF DRAIN
- EXHAUST STACK
- ROOF EXHAUST FAN
- VENT
- ANTENNA MOUNT
- RELIEF VENT
- FRESH AIR INTAKE



1-56-2  
#01-428  
8-29-95

DATE: 8/29/95  
DRAWN BY: [Signature]  
CHECKED BY: [Signature]  
SCALE: AS SHOWN  
PROJECT: [Project Name]

WESTINGHOUSE PROPRIETARY DATA

NO.	REVISION	DATE

Westinghouse Electric Corporation  
SPECIALTY METALS PLANT HARRISBURG, PA. USA

MAIN BUILDING  
ROOF PLAN (PART)

DATE: 8/29/95  
SCALE: AS SHOWN  
PROJECT: [Project Name]

647J483 3

# Blairsville Point Survey Form #003

Survey Serial #:	01-429
------------------	--------

Survey Section:	1
Survey Unit:	56
Survey Sub-unit:	1

Classification:	1
Survey Type:	ROOF

Survey Date:	8/30/95
Count Date:	9/20/95


Alpha Survey Instruments				
Inst. S/N	Inst. Code	Eff. %	Corr. Fac.	Bkg. CPM
1588	8	21.2	4.72	2

Beta Survey Instruments				
Inst. S/N	Inst. Code	Eff. %	Corr. Fac.	Bkg. CPM
1601	13	34.6	2.89	250

Gamma or Beta/Gamma Instruments			
Inst. S/N	Inst. Code	Bkg.	Detection Type
1522	22	0.012	Beta / Gamma
234	23	6	Gamma

Alpha Counting Instruments				
Inst. S/N	Inst. Code	Eff. %	Corr. Fac.	Bkg. CPM
13295	2	33.93	2.95	0.45

Beta Counting Instruments				
Inst. S/N	Inst. Code	Eff. %	Corr. Fac.	Bkg. CPM
13295	3	37.39	2.67	1.96

Surveyor:	L.J.SMITH/C.VERGARI
Signature:	

Surface Description	Coordinates		Gamma at 1m	Gamma Inst.	Beta/Gamma Contact	Beta/Gamma Code	Contact Gross 1 min. Count	Alpha Inst.	Contact Gross 1 min. Count	Beta Inst.	Scan Contact Gross CPM		Removable DPM/100 cm2	Alpha Count	Removable DPM/100 cm2	Beta Count	Comments
	X	Y	uR/hr	Code	mR/hr	Code	Alpha	Code	Beta	Code	Max Beta	Avg Beta	Alpha	Code	Beta	Code	
ROOFTOP	2	-2	6	23	0.011	22	4	8	247	13	331	260	-1.61	2	-4.55	3	RUBBER
ROOFTOP	4	-2	6	23	0.014	22	2	8	256	13	339	250	1.34	2	-3.21	3	RUBBER
ROOFTOP	6	-2	7	23	0.012	22	7	8	255	13	355	250	-1.61	2	-0.53	3	RUBBER
ROOFTOP	8	-2	6	23	0.009	22	8	8	281	13	350	250	-1.61	2	-4.55	3	RUBBER
ROOFTOP	10	-2	7	23	0.012	22	2	8	252	13	285	230	-1.61	2	0.80	3	RUBBER
ROOFTOP	12	-4	5	23	0.013	22	5	8	251	13	317	230	1.34	2	2.14	3	RUBBER
ROOFTOP	18	-4	7	23	0.013	22	3	8	262	13	308	260	-1.61	2	-0.53	3	RUBBER
ROOFTOP	6	-6	5	23	0.018	22	7	8	228	13	339	240	-1.61	2	-3.21	3	RUBBER
ROOFTOP	10	-6	5	23	0.017	22	10	8	246	13	324	260	1.34	2	2.14	3	RUBBER
ROOFTOP	16	-6	6	23	0.012	22	15	8	273	13	322	230	1.34	2	2.14	3	RUBBER
ROOFTOP	4	-8	6	23	0.009	22	5	8	280	13	310	220	-1.61	2	-3.21	3	RUBBER
ROOFTOP	8	-8	6	23	0.012	22	10	8	274	13	312	250	-1.61	2	0.80	3	RUBBER
ROOFTOP	18	-8	7	23	0.012	22	7	8	289	13	404	300	-1.61	2	0.80	3	RUBBER
ROOFTOP	6	-10	6	23	0.013	22	5	8	265	13	309	220	-1.61	2	-5.88	3	RUBBER
ROOFTOP	14	-10	6	23	0.012	22	8	8	275	13	361	260	-0.13	2	-1.87	3	RUBBER



**LB5100-W Low Background Counting System -- Smear Analysis**

Date: 9/20/95  
 Counting Unit id: 1  
 Data file name: C:\LBXL\UNIT1\B01-429.XLD  
 Batch Ended: 9/20/95 10:04  
 Crosstalk Correction: Not Applied

Alpha activity action level (DPM): 20.00  
 Beta activity action level (DPM): 200.00  
 Certainty level for MDA and flags: 95.00%  
 High Voltage Setting: 1440

Application Revision: 3  
 Application Version: Standard

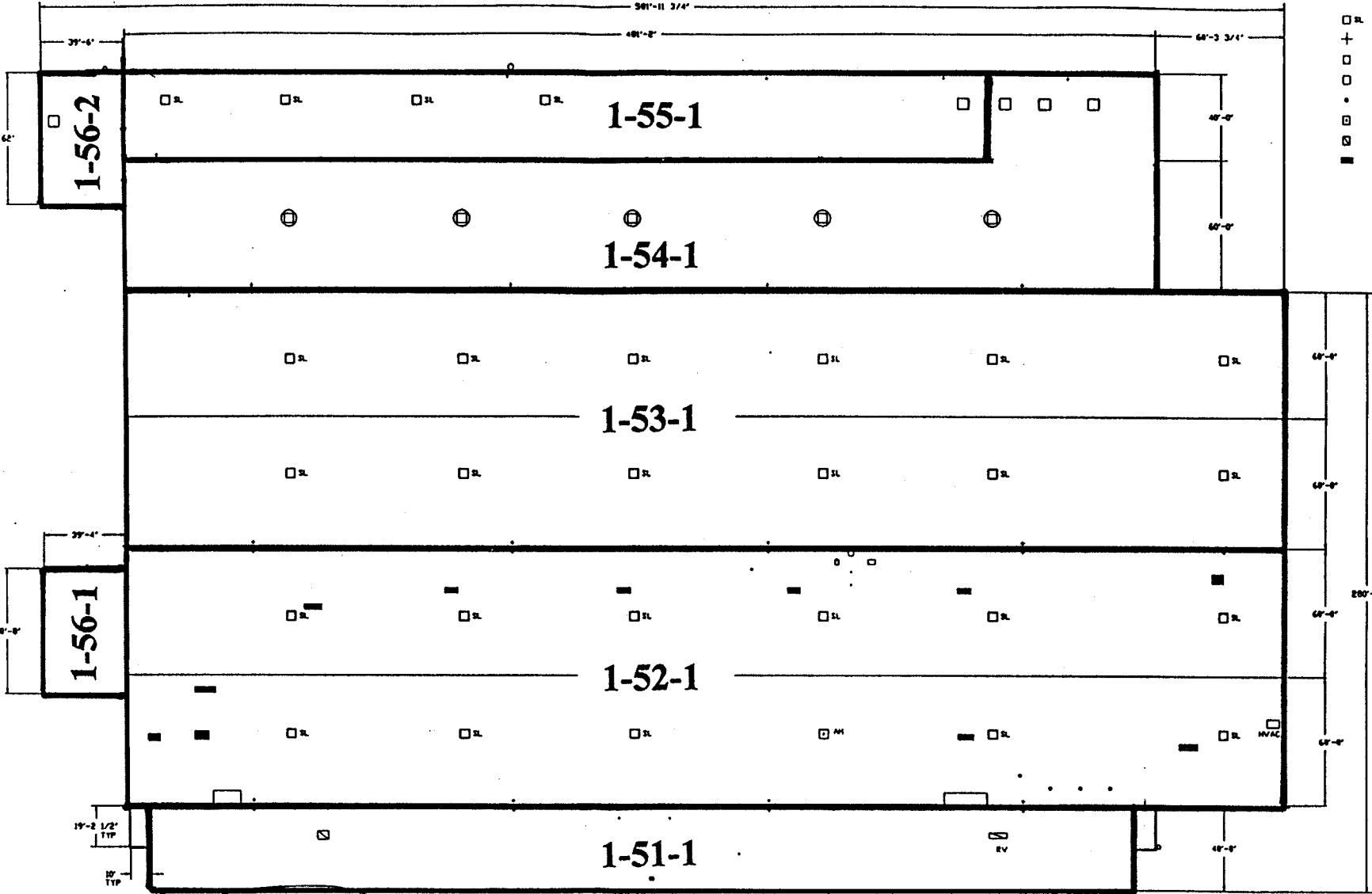
Batch ID: BLAIRSVILLE 1-56-1

Alpha efficiency log file: th230ab			
Alpha Efficiency: 33.88%			
Alpha to Beta Crosstalk: 24.53%			
Alpha Background (CPM): 0.545			
Alpha Correction Factor: 1.000			
Beta efficiency log file: tc99ab			
Beta Efficiency: 37.39%			
Beta into Alpha Crosstalk: 0.13%			
Beta Background (CPM): 2.2			
Beta Correction Factor: 1.000			
Count time (min)	Alpha CPM	Beta CPM	Completion Date - Time
2.00	-0.545	-1.70	9/20/95 9:33
2.00	0.455	-1.20	9/20/95 9:35
2.00	-0.545	-0.20	9/20/95 9:38
2.00	-0.545	-1.70	9/20/95 9:40
2.00	-0.545	0.30	9/20/95 9:42
2.00	0.455	0.80	9/20/95 9:44
2.00	-0.545	-0.20	9/20/95 9:46
2.00	-0.545	-1.20	9/20/95 9:49
2.00	0.455	0.80	9/20/95 9:51
2.00	0.455	0.80	9/20/95 9:53
2.00	-0.545	-1.20	9/20/95 9:55
2.00	-0.545	0.30	9/20/95 9:57
2.00	-0.545	0.30	9/20/95 10:00
2.00	-0.545	-2.20	9/20/95 10:02
2.00	-0.045	-0.70	9/20/95 10:04

Carrier	Alpha Activity				Beta Activity			
	DPM	$\sigma$	flags	MDA	DPM	$\sigma$	flags	MDA
17	-1.609	1.48	<MDA	9.09	-4.55	1.37	<MDA	12.89
18	1.343	2.09	<MDA	9.09	-3.21	1.91	<MDA	12.89
19	-1.609	1.48	<MDA	9.09	-0.53	2.69	<MDA	12.89
20	-1.609	1.48	<MDA	9.09	-4.55	1.37	<MDA	12.89
21	-1.609	1.48	<MDA	9.09	0.80	3.00	<MDA	12.89
22	1.343	2.09	<MDA	9.09	2.14	3.29	<MDA	12.89
23	-1.609	1.48	<MDA	9.09	-0.53	2.69	<MDA	12.89
24	-1.609	1.48	<MDA	9.09	-3.21	1.91	<MDA	12.89
25	1.343	2.09	<MDA	9.09	2.14	3.29	<MDA	12.89
26	1.343	2.09	<MDA	9.09	2.14	3.29	<MDA	12.89
27	-1.609	1.48	<MDA	9.09	-3.21	1.91	<MDA	12.89
28	-1.609	1.48	<MDA	9.09	0.80	3.00	<MDA	12.89
29	-1.609	1.48	<MDA	9.09	0.80	3.00	<MDA	12.89
30	-1.609	1.48	<MDA	9.09	-5.88	1.37	<MDA	12.89
31	-0.133	1.48	<MDA	9.09	-1.87	2.33	<MDA	12.89

# MAIN BUILDING ROOF

- SKYLIGHT
- + ROOF DRAIN
- EXHAUST STACKS
- ROOF EXHAUST FAN
- VENT
- ANTENNA MOUNT
- RELIEF VENT
- FRESH AIR INTAKE



8-30-90  
 1-56-1  
 01-429

DATE: 8/30/90  
 DRAWN BY: [Signature]  
 CHECKED BY: [Signature]  
 PROJECT NO.: 847J483  
 SHEET NO.: 2

WESTINGHOUSE PROPRIETARY DATA  
 THIS DOCUMENT CONTAINS PROPRIETARY DATA OF WESTINGHOUSE CORPORATION AND IS NOT TO BE REPRODUCED OR TRANSMITTED IN ANY FORM OR BY ANY MEANS, ELECTRONIC OR MECHANICAL, INCLUDING PHOTOCOPYING, RECORDING, OR BY ANY INFORMATION STORAGE AND RETRIEVAL SYSTEM, WITHOUT THE WRITTEN PERMISSION OF WESTINGHOUSE CORPORATION.

DATE:	8/30/90	BY:	[Signature]
SCALE:		CHECKED BY:	[Signature]
Westinghouse Electric Corporation SPECIALTY METALS PLANT, HARRISBURG, PA. USA			
MAIN BUILDING ROOF PLAN (PART)			
SHEET NO. 2 OF 2 DRAWING NO. 847J483			

# Blairsville Point Survey Form #003

Survey Serial #:	01-430
------------------	--------

Survey Section:	1
-----------------	---

Survey Unit:	20
--------------	----

Survey Sub-unit:	1
------------------	---

Classification:	5
-----------------	---

Survey Type:	UPPER
--------------	-------

Survey Date:	8/30/95
--------------	---------

Count Date:	9/20/95
-------------	---------


Alpha Survey Instruments				
Inst. S/N	Inst. Code	Eff. %	Corr. Fac.	Bkg. CPM
1510	6	21.3	4.69	1

Beta Survey Instruments				
Inst. S/N	Inst. Code	Eff. %	Corr. Fac.	Bkg. CPM
1593	11	36.2	2.76	259

Gamma or Beta/Gamma Instruments			
Inst. S/N	Inst. Code	Bkg.	Detection Type

Alpha Counting Instruments				
Inst. S/N	Inst. Code	Eff. %	Corr. Fac.	Bkg. CPM
13295	2	33.93	2.95	0.45

Beta Counting Instruments				
Inst. S/N	Inst. Code	Eff. %	Corr. Fac.	Bkg. CPM
13295	3	37.39	2.67	1.96

Surveyor:	V. TAYLOR/J. GEMZA
Signature:	

Surface Description	Coordinates		Gamma	Gamma	Beta/Gamma	Beta/	Contact Gross	Alpha	Contact Gross	Beta	Scan Contact		Removable	Alpha	Removable	Beta	Comments
			at 1m	Inst.	Contact	Gamma	1 min. Count	Inst.	1 min. Count	Inst.	Gross CPM		DPM/100 cm2	Count	DPM/100 cm2	Count	
	uR/hr	Code	mR/hr	Code	Alpha	Code	Beta	Code	Max Beta	Avg Beta	Alpha	Code	Beta	Code			
CONCRETE FLOOR	0	-8	N/A	N/A	N/A	N/A	2	6	245	11	517	230	-0.13	2	-0.53	3	POST REMEDIATION
CONCRETE FLOOR	1	-8	N/A	N/A	N/A	N/A	3	6	226	11	426	230	-1.61	2	-4.55	3	POST REMEDIATION
CONCRETE FLOOR	2	-8	N/A	N/A	N/A	N/A	3	6	265	11	424	240	-1.61	2	-1.87	3	POST REMEDIATION
CONCRETE FLOOR	3	-8	N/A	N/A	N/A	N/A	0	6	234	11	358	230	-0.13	2	2.14	3	POST REMEDIATION
CONCRETE FLOOR	4	-8	N/A	N/A	N/A	N/A	1	6	232	11	399	220	-1.61	2	-5.88	3	POST REMEDIATION
CONCRETE FLOOR	5	-8	N/A	N/A	N/A	N/A	3	6	251	11	441	260	-0.13	2	0.80	3	POST REMEDIATION
CONCRETE FLOOR	0	-9	N/A	N/A	N/A	N/A	1	6	255	11	316	240	-1.61	2	-0.53	3	POST REMEDIATION
CONCRETE FLOOR	1	-9	N/A	N/A	N/A	N/A	2	6	230	11	419	220	-0.13	2	-0.53	3	POST REMEDIATION
CONCRETE FLOOR	2	-9	N/A	N/A	N/A	N/A	4	6	226	11	365	250	1.34	2	-1.87	3	POST REMEDIATION
CONCRETE FLOOR	3	-9	N/A	N/A	N/A	N/A	3	6	212	11	347	230	-1.61	2	0.80	3	POST REMEDIATION
CONCRETE FLOOR	4	-9	N/A	N/A	N/A	N/A	3	6	260	11	467	240	-1.61	2	-3.21	3	POST REMEDIATION
CONCRETE FLOOR	5	-9	N/A	N/A	N/A	N/A	2	6	254	11	602	250	-1.61	2	-0.53	3	POST REMEDIATION
CONCRETE FLOOR	0	-10	N/A	N/A	N/A	N/A	1	6	237	11	412	240	-1.61	2	-1.87	3	POST REMEDIATION
CONCRETE FLOOR	1	-10	N/A	N/A	N/A	N/A	1	6	217	11	387	230	-0.13	2	-0.53	3	POST REMEDIATION
CONCRETE FLOOR	2	-10	N/A	N/A	N/A	N/A	3	6	262	11	331	240	-0.13	2	-1.87	3	POST REMEDIATION
CONCRETE FLOOR	3	-10	N/A	N/A	N/A	N/A	3	6	247	11	407	210	-1.61	2	0.80	3	POST REMEDIATION
CONCRETE FLOOR	4	-10	N/A	N/A	N/A	N/A	0	6	257	11	449	260	-0.13	2	-1.87	3	POST REMEDIATION
CONCRETE FLOOR	5	-10	N/A	N/A	N/A	N/A	0	6	288	11	391	260	-0.13	2	0.80	3	POST REMEDIATION
CONCRETE FLOOR	0	-11	N/A	N/A	N/A	N/A	0	6	239	11	353	250	-1.61	2	-3.21	3	POST REMEDIATION
CONCRETE FLOOR	1	-11	N/A	N/A	N/A	N/A	3	6	236	11	335	240	-1.61	2	-3.21	3	POST REMEDIATION
CONCRETE FLOOR	2	-11	N/A	N/A	N/A	N/A	2	6	268	11	403	240	-1.61	2	-1.87	3	POST REMEDIATION
CONCRETE FLOOR	3	-11	N/A	N/A	N/A	N/A	1	6	258	11	444	250	-1.61	2	-3.21	3	POST REMEDIATION
CONCRETE FLOOR	4	-11	N/A	N/A	N/A	N/A	3	6	263	11	769	300	-1.61	2	-3.21	3	POST REMEDIATION

# Blairsville Point Survey Form #003

Survey Serial #:	01-430
Survey Section:	1
Survey Unit:	20
Survey Sub-unit:	1

Alpha Survey Instruments				
Inst. S/N	Inst. Code	Eff. %	Corr. Fac.	Bkg. CPM
1510	6	21.3	4.69	1


Beta Survey Instruments				
Inst. S/N	Inst. Code	Eff. %	Corr. Fac.	Bkg. CPM
1593	11	36.2	2.76	259

Gamma or Beta/Gamma Instruments			
Inst. S/N	Inst. Code	Bkg.	Detection Type

Classification:	5
Survey Type:	UPPER
Survey Date:	8/30/95
Count Date:	9/20/95

Alpha Counting Instruments				
Inst. S/N	Inst. Code	Eff. %	Corr. Fac.	Bkg. CPM
13295	2	33.93	2.95	0.45

Beta Counting Instruments				
Inst. S/N	Inst. Code	Eff. %	Corr. Fac.	Bkg. CPM
13295	3	37.39	2.67	1.96

Surveyor:	V. TAYLOR/J. GEMZA
Signature:	

Surface Description	Coordinates		Gamma at 1m	Gamma Inst.	Beta/Gamma Contact	Beta/Gamma	Contact Gross 1 min. Count	Alpha Inst.	Contact Gross 1 min. Count	Beta Inst.	Scan Contact Gross CPM		Removable DPM/100 cm2	Alpha Count	Removable DPM/100 cm2	Beta Count	Comments
	X	Y	uR/hr	Code	mR/hr	Code	Alpha	Beta	Code	Max Beta	Avg Beta	Alpha	Beta	Code			
CONCRETE FLOOR	5	-11	N/A	N/A	N/A	N/A	1	6	284	11	668	280	-0.13	2	-0.53	3	POST REMEDIATION
CONCRETE FLOOR	0	-12	N/A	N/A	N/A	N/A	1	6	223	11	545	250	2.82	2	-3.21	3	POST REMEDIATION
CONCRETE FLOOR	1	-12	N/A	N/A	N/A	N/A	1	6	240	11	600	260	-1.61	2	-0.53	3	POST REMEDIATION
CONCRETE FLOOR	2	-12	N/A	N/A	N/A	N/A	1	6	229	11	398	250	-1.61	2	-0.53	3	POST REMEDIATION
CONCRETE FLOOR	3	-12	N/A	N/A	N/A	N/A	2	6	234	11	533	270	-1.61	2	-4.55	3	POST REMEDIATION
CONCRETE FLOOR	4	-12	N/A	N/A	N/A	N/A	2	6	288	11	1000	270	-1.61	2	-4.55	3	POST REMEDIATION
CONCRETE FLOOR	5	-12	N/A	N/A	N/A	N/A	4	6	387	11	931	390	-0.13	2	2.14	3	POST REMEDIATION
CONCRETE FLOOR	0	-13	N/A	N/A	N/A	N/A	1	6	263	11	420	250	-0.13	2	-1.87	3	POST REMEDIATION
CONCRETE FLOOR	1	-13	N/A	N/A	N/A	N/A	3	6	229	11	422	260	-0.13	2	-1.87	3	POST REMEDIATION
CONCRETE FLOOR	2	-13	N/A	N/A	N/A	N/A	3	6	244	11	367	240	-1.61	2	-0.53	3	POST REMEDIATION
CONCRETE FLOOR	3	-13	N/A	N/A	N/A	N/A	2	6	240	11	517	280	-1.61	2	-1.87	3	POST REMEDIATION
CONCRETE FLOOR	4	-13	N/A	N/A	N/A	N/A	0	6	242	11	774	240	-0.13	2	-3.21	3	POST REMEDIATION
CONCRETE FLOOR	5	-13	N/A	N/A	N/A	N/A	4	6	327	11	978	270	-1.61	2	-1.87	3	POST REMEDIATION
METAL BEAM	0	-14	N/A	N/A	N/A	N/A	4	6	249	11	450	270	1.34	2	-3.21	3	POST REMEDIATION
METAL BEAM	1	-14	N/A	N/A	N/A	N/A	0	6	260	11	434	250	-0.13	2	-4.55	3	POST REMEDIATION
METAL BEAM	2	-14	N/A	N/A	N/A	N/A	2	6	267	11	524	280	-1.61	2	-3.21	3	POST REMEDIATION
METAL BEAM	3	-14	N/A	N/A	N/A	N/A	3	6	306	11	747	300	-1.61	2	-5.88	3	POST REMEDIATION
METAL BEAM	4	-14	N/A	N/A	N/A	N/A	3	6	229	11	778	240	-1.61	2	-3.21	3	POST REMEDIATION
METAL BEAM	5	-14	N/A	N/A	N/A	N/A	4	6	245	11	652	230	-1.61	2	-4.55	3	POST REMEDIATION

**LB5100-W Low Background Counting System – Smear Analysis**

Date: 9/20/95  
 Counting Unit id: 1  
 Data file name: C:\LBXL\UNIT1\B01-430.XLD  
 Batch Ended: 9/20/95 11:36  
 Crosstalk Correction: Not Applied

Alpha activity action level (DPM): 20.00  
 Beta activity action level (DPM): 200.00  
 Certainty level for MDA and flags: 95.00%  
 High Voltage Setting: 1440

Application Revision: 3  
 Application Version: Standard

Alpha efficiency log file: th230ab  
 Alpha Efficiency: 33.88%  
 Alpha to Beta Crosstalk: 24.53%  
 Alpha Background (CPM): 0.545  
 Alpha Correction Factor: 1.000

Beta efficiency log file: tc99ab  
 Beta Efficiency: 37.39%  
 Beta into Alpha Crosstalk: 0.13%  
 Beta Background (CPM): 2.2  
 Beta Correction Factor: 1.000

Batch ID: BLAIRSVILLE 1-20-1

Carrier	Alpha Activity				Beta Activity				Count time (min)	Alpha CPM	Beta CPM	Completion Date - Time
	DPM	$\sigma$	flags	MDA	DPM	$\sigma$	flags	MDA				
32	-0.133	1.48	<MDA	9.09	-0.53	2.69	<MDA	12.89	2.00	-0.045	-0.20	9/20/95 10:06
33	-1.609	1.48	<MDA	9.09	-4.55	1.37	<MDA	12.89	2.00	-0.545	-1.70	9/20/95 10:08
34	-1.609	1.48	<MDA	9.09	-1.87	2.33	<MDA	12.89	2.00	-0.545	-0.70	9/20/95 10:11
35	-0.133	1.48	<MDA	9.09	2.14	3.29	<MDA	12.89	2.00	-0.045	0.80	9/20/95 10:13
36	-1.609	1.48	<MDA	9.09	-5.88	1.37	<MDA	12.89	2.00	-0.545	-2.20	9/20/95 10:15
37	-0.133	1.48	<MDA	9.09	0.80	3.00	<MDA	12.89	2.00	-0.045	0.30	9/20/95 10:17
38	-1.609	1.48	<MDA	9.09	-0.53	2.69	<MDA	12.89	2.00	-0.545	-0.20	9/20/95 10:19
42	-0.133	1.48	<MDA	9.09	-0.53	2.69	<MDA	12.89	2.00	-0.045	-0.20	9/20/95 10:22
77	1.343	2.09	<MDA	9.09	-1.87	2.33	<MDA	12.89	2.00	0.455	-0.70	9/20/95 10:24
78	-1.609	1.48	<MDA	9.09	0.80	3.00	<MDA	12.89	2.00	-0.545	0.30	9/20/95 10:26
79	-1.609	1.48	<MDA	9.09	-3.21	1.91	<MDA	12.89	2.00	-0.545	-1.20	9/20/95 10:28
80	-1.609	1.48	<MDA	9.09	-0.53	2.69	<MDA	12.89	2.00	-0.545	-0.20	9/20/95 10:31
81	-1.609	1.48	<MDA	9.09	-1.87	2.33	<MDA	12.89	2.00	-0.545	-0.70	9/20/95 10:33
82	-0.133	1.48	<MDA	9.09	-0.53	2.69	<MDA	12.89	2.00	-0.045	-0.20	9/20/95 10:35
83	-0.133	1.48	<MDA	9.09	-1.87	2.33	<MDA	12.89	2.00	-0.045	-0.70	9/20/95 10:37
84	-1.609	1.48	<MDA	9.09	0.80	3.00	<MDA	12.89	2.00	-0.545	0.30	9/20/95 10:39
85	-0.133	1.48	<MDA	9.09	-1.87	2.33	<MDA	12.89	2.00	-0.045	-0.70	9/20/95 10:41
86	-0.133	1.48	<MDA	9.09	0.80	3.00	<MDA	12.89	2.00	-0.045	0.30	9/20/95 10:44
87	-1.609	1.48	<MDA	9.09	-3.21	1.91	<MDA	12.89	2.00	-0.545	-1.20	9/20/95 10:46
88	-1.609	1.48	<MDA	9.09	-3.21	1.91	<MDA	12.89	2.00	-0.545	-1.20	9/20/95 10:48
89	-1.609	1.48	<MDA	9.09	-1.87	2.33	<MDA	12.89	2.00	-0.545	-0.70	9/20/95 10:50
90	-1.609	1.48	<MDA	9.09	-3.21	1.91	<MDA	12.89	2.00	-0.545	-1.20	9/20/95 10:52
91	-1.609	1.48	<MDA	9.09	-3.21	1.91	<MDA	12.89	2.00	-0.545	-1.20	9/20/95 10:55
92	-0.133	1.48	<MDA	9.09	-0.53	2.69	<MDA	12.89	2.00	-0.045	-0.20	9/20/95 10:57

**LB5100-W Low Background Counting System -- Smear Analysis**

Date: 9/20/95  
 Counting Unit id: 1  
 Data file name: C:\LBXL\UNIT1\B01-430.XLD  
 Batch Ended: 9/20/95 11:36  
 Crosstalk Correction: Not Applied

Alpha activity action level (DPM): 20.00  
 Beta activity action level (DPM): 200.00  
 Certainty level for MDA and flags: 95.00%  
 High Voltage Setting: 1440

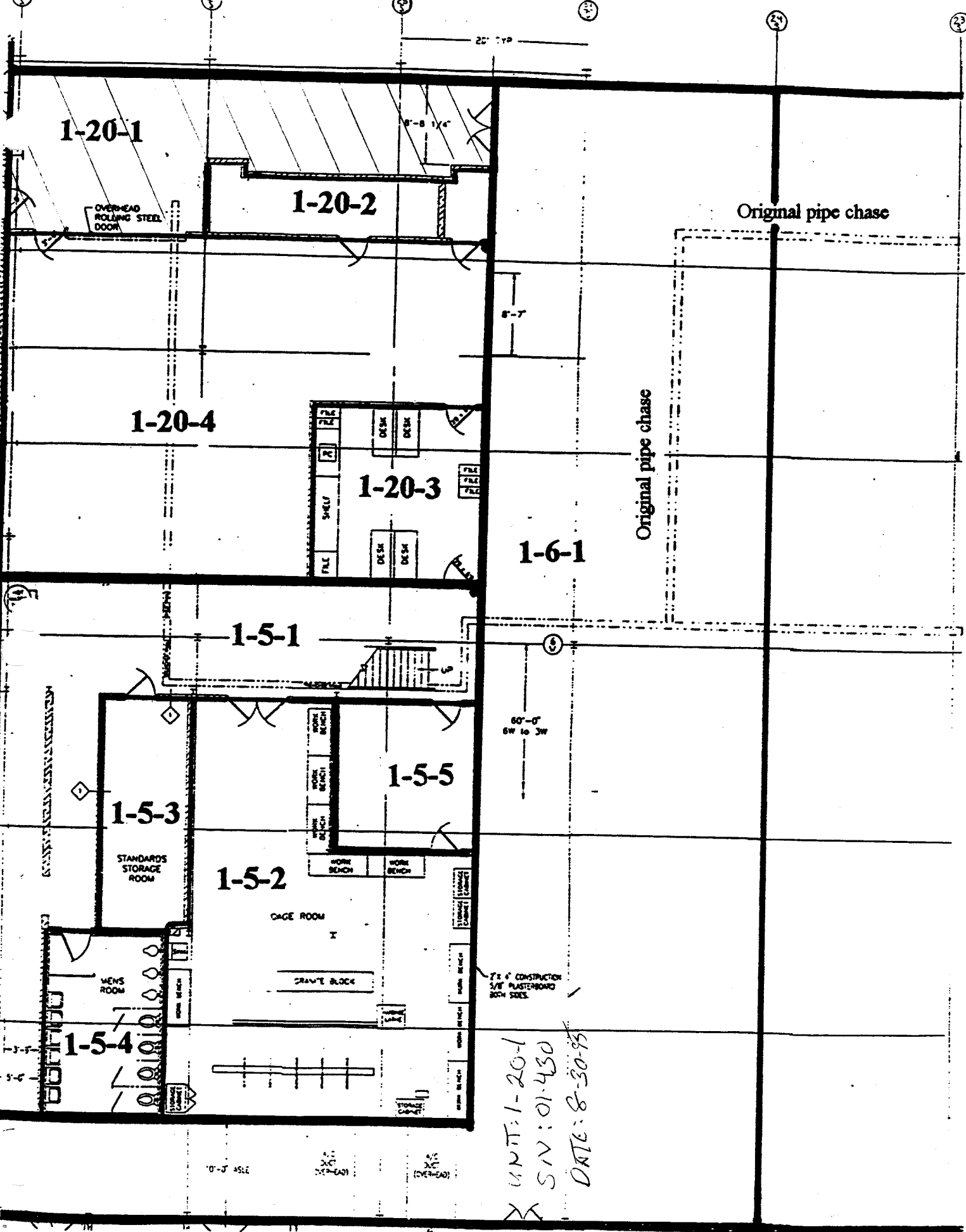
Application Revision: 3  
 Application Version: Standard

Alpha efficiency log file: th230ab  
 Alpha Efficiency: 33.88%  
 Alpha to Beta Crosstalk: 24.53%  
 Alpha Background (CPM): 0.545  
 Alpha Correction Factor: 1.000

Beta efficiency log file: tc99ab  
 Beta Efficiency: 37.39%  
 Beta into Alpha Crosstalk: 0.13%  
 Beta Background (CPM): 2.2  
 Beta Correction Factor: 1.000

Batch ID: BLAIRSVILLE 1-20-1

Carrier	Alpha Activity				Beta Activity				Count time (min)	Alpha CPM	Beta CPM	Completion Date - Time
	DPM	$\sigma$	flags	MDA	DPM	$\sigma$	flags	MDA				
93	2.819	2.56	<AL	9.09	-3.21	1.91	<MDA	12.89	2.00	0.955	-1.20	9/20/95 10:59
94	-1.609	1.48	<MDA	9.09	-0.53	2.69	<MDA	12.89	2.00	-0.545	-0.20	9/20/95 11:01
95	-1.609	1.48	<MDA	9.09	-0.53	2.69	<MDA	12.89	2.00	-0.545	-0.20	9/20/95 11:03
96	-1.609	1.48	<MDA	9.09	-4.55	1.37	<MDA	12.89	2.00	-0.545	-1.70	9/20/95 11:06
97	-1.609	1.48	<MDA	9.09	-4.55	1.37	<MDA	12.89	2.00	-0.545	-1.70	9/20/95 11:08
98	-0.133	1.48	<MDA	9.09	2.14	3.29	<MDA	12.89	2.00	-0.045	0.80	9/20/95 11:10
99	-0.133	1.48	<MDA	9.09	-1.87	2.33	<MDA	12.89	2.00	-0.045	-0.70	9/20/95 11:12
100	-0.133	1.48	<MDA	9.09	-1.87	2.33	<MDA	12.89	2.00	-0.045	-0.70	9/20/95 11:14
1	-1.609	1.48	<MDA	9.09	-0.53	2.69	<MDA	12.89	2.00	-0.545	-0.20	9/20/95 11:17
2	-1.609	1.48	<MDA	9.09	-1.87	2.33	<MDA	12.89	2.00	-0.545	-0.70	9/20/95 11:19
3	-0.133	1.48	<MDA	9.09	-3.21	1.91	<MDA	12.89	2.00	-0.045	-1.20	9/20/95 11:21
4	-1.609	1.48	<MDA	9.09	-1.87	2.33	<MDA	12.89	2.00	-0.545	-0.70	9/20/95 11:23
5	1.343	2.09	<MDA	9.09	-3.21	1.91	<MDA	12.89	2.00	0.455	-1.20	9/20/95 11:26
6	-0.133	1.48	<MDA	9.09	-4.55	1.37	<MDA	12.89	2.00	-0.045	-1.70	9/20/95 11:28
7	-1.609	1.48	<MDA	9.09	-3.21	1.91	<MDA	12.89	2.00	-0.545	-1.20	9/20/95 11:30
8	-1.609	1.48	<MDA	9.09	-5.88	1.37	<MDA	12.89	2.00	-0.545	-2.20	9/20/95 11:32
9	-1.609	1.48	<MDA	9.09	-3.21	1.91	<MDA	12.89	2.00	-0.545	-1.20	9/20/95 11:34
10	-1.609	1.48	<MDA	9.09	-4.55	1.37	<MDA	12.89	2.00	-0.545	-1.70	9/20/95 11:36



UNIT: 1-20-1  
 S/N: 01-430  
 DATE: 8-30-95

10'-0" ASLE  
 3/4" (OVER-DO)  
 3/4" (OVER-DO)

# Blairsville Point Survey Form #003

Survey Serial #:	01-431
------------------	--------

Survey Section:	1
-----------------	---

Survey Unit:	5
--------------	---

Survey Sub-unit:	5
------------------	---

Classification:	5
-----------------	---

Survey Type:	UPPER
--------------	-------

Survey Date:	8/31/95
--------------	---------

Count Date:	9/20/95
-------------	---------


Alpha Survey Instruments				
Inst. S/N	Inst. Code	Eff. %	Corr. Fac.	Bkg. CPM
1510	6	21.3	4.69	2

Beta Survey Instruments				
Inst. S/N	Inst. Code	Eff. %	Corr. Fac.	Bkg. CPM
1593	11	36.2	2.76	337

Alpha Counting Instruments				
Inst. S/N	Inst. Code	Eff. %	Corr. Fac.	Bkg. CPM
13295	2	33.93	2.95	0.45

Beta Counting Instruments				
Inst. S/N	Inst. Code	Eff. %	Corr. Fac.	Bkg. CPM
13295	3	37.39	2.67	1.96

Gamma or Beta/Gamma Instruments			
Inst. S/N	Inst. Code	Bkg.	Detection Type

Surveyor:	V.TAYLOR/J.GEMZA
Signature:	

Surface Description	Coordinates		Gamma at 1m	Gamma Inst.	Beta/Gamma Contact	Beta/Gamma	Contact Gross 1 min. Count	Alpha Inst.	Contact Gross 1 min. Count	Beta Inst.	Scan Contact Gross CPM		Removable DPM/100 cm2	Alpha Count	Removable DPM/100 cm2	Beta Count	Comments
	X	Y	uR/hr	Code	mR/hr	Code	Alpha	Beta	Code	Max Beta	Avg Beta	Alpha	Beta	Code			
CEILING	1	-1	N/A	N/A	N/A	N/A	2	6	280	11	417	240	-1.61	2	-1.87	3	POST REMEDIATION
CEILING	2	-1	N/A	N/A	N/A	N/A	2	6	291	11	391	250	-1.61	2	0.80	3	POST REMEDIATION
CEILING	3	-1	N/A	N/A	N/A	N/A	3	6	356	11	459	290	-0.13	2	-0.53	3	POST REMEDIATION
CEILING	4	-1	N/A	N/A	N/A	N/A	3	6	401	11	474	410	-1.61	2	-3.21	3	POST REMEDIATION
CEILING	1	-2	N/A	N/A	N/A	N/A	2	6	312	11	450	300	-1.61	2	-4.55	3	POST REMEDIATION
CEILING	2	-2	N/A	N/A	N/A	N/A	5	6	336	11	480	300	-1.61	2	-1.87	3	POST REMEDIATION
CEILING	3	-2	N/A	N/A	N/A	N/A	4	6	307	11	387	300	1.34	2	-0.53	3	POST REMEDIATION
CEILING	4	-2	N/A	N/A	N/A	N/A	5	6	299	11	581	360	-0.13	2	-1.87	3	POST REMEDIATION
CEILING	1	-3	N/A	N/A	N/A	N/A	2	6	288	11	490	310	-0.13	2	-1.87	3	POST REMEDIATION
CEILING	2	-3	N/A	N/A	N/A	N/A	2	6	365	11	386	290	-1.61	2	-3.21	3	POST REMEDIATION
CEILING	3	-3	N/A	N/A	N/A	N/A	5	6	318	11	334	290	-1.61	2	-4.55	3	POST REMEDIATION
CEILING	4	-3	N/A	N/A	N/A	N/A	2	6	322	11	352	270	-0.13	2	2.14	3	POST REMEDIATION
CEILING	1	-4	N/A	N/A	N/A	N/A	4	6	305	11	422	290	-0.13	2	-1.87	3	POST REMEDIATION
CEILING	2	-4	N/A	N/A	N/A	N/A	2	6	315	11	321	280	-1.61	2	-3.21	3	POST REMEDIATION
CEILING	3	-4	N/A	N/A	N/A	N/A	4	6	300	11	354	280	-0.13	2	-0.53	3	POST REMEDIATION
CEILING	4	-4	N/A	N/A	N/A	N/A	5	6	319	11	503	310	-1.61	2	-3.21	3	POST REMEDIATION



**LB5100-W Low Background Counting System – Smear Analysis**

Date: 9/20/95  
 Counting Unit id: 1  
 Data file name: C:\LBXL\UNIT1\B01-431.XLD  
 Batch Ended: 9/20/95 13:56  
 Crosstalk Correction: Not Applied

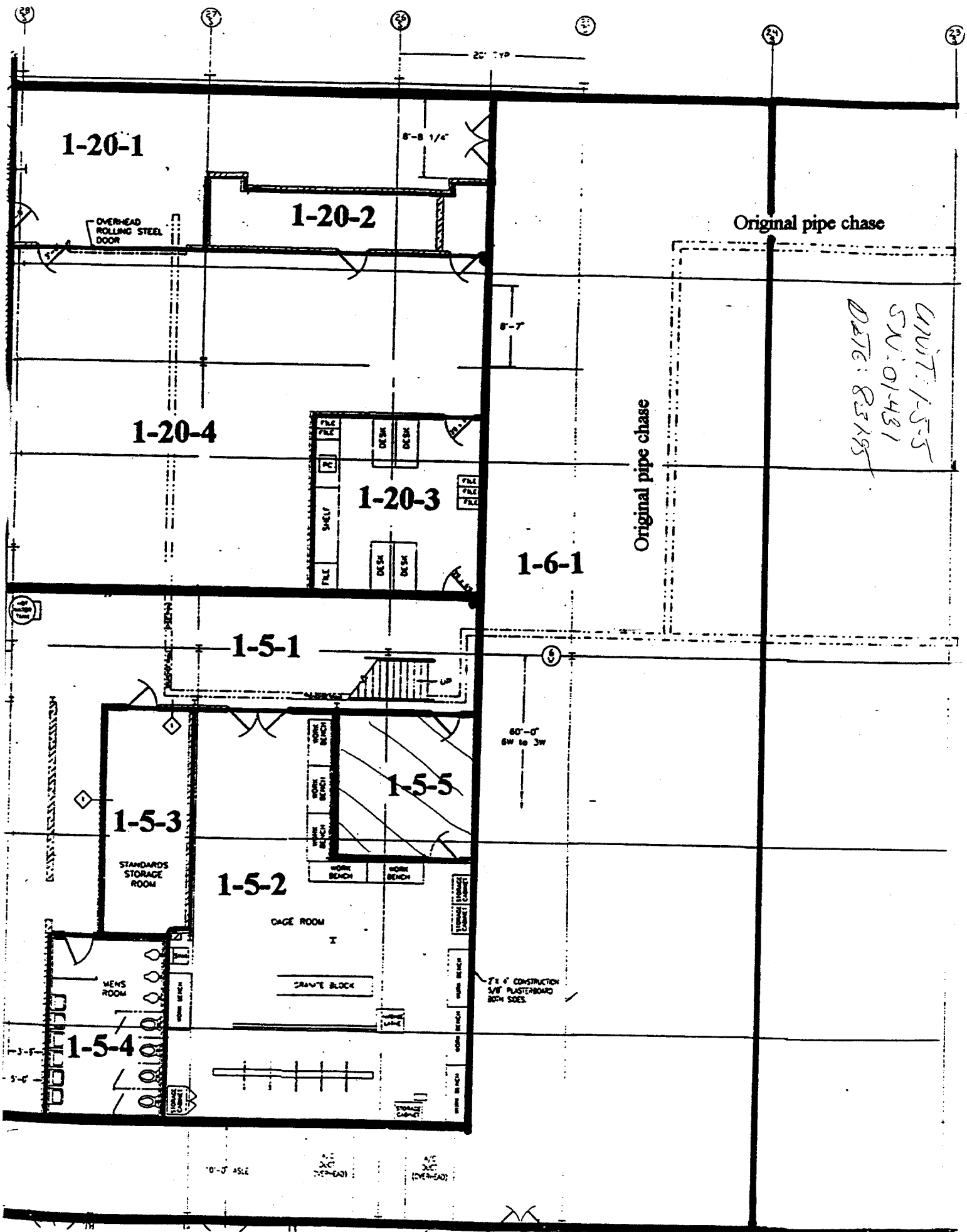
Alpha activity action level (DPM): 20.00  
 Beta activity action level (DPM): 200.00  
 Certainty level for MDA and flags: 95.00%  
 High Voltage Setting: 1440

Application Revision: 3  
 Application Version: Standard

Alpha efficiency log file: th230ab Alpha Efficiency: 33.88% Alpha to Beta Crosstalk: 24.53% Alpha Background (CPM): 0.545 Alpha Correction Factor: 1.000
Beta efficiency log file: tc99ab Beta Efficiency: 37.39% Beta into Alpha Crosstalk: 0.13% Beta Background (CPM): 2.2 Beta Correction Factor: 1.000

Batch ID: BLAIRSVILLE 1-5-5

Carrier	Alpha Activity				Beta Activity				Count time (min)	Alpha CPM	Beta CPM	Completion Date - Time
	DPM	$\sigma$	flags	MDA	DPM	$\sigma$	flags	MDA				
1	-1.609	1.48	<MDA	9.09	-1.87	2.33	<MDA	12.89	2.00	-0.545	-0.70	9/20/95 13:23
2	-1.609	1.48	<MDA	9.09	0.80	3.00	<MDA	12.89	2.00	-0.545	0.30	9/20/95 13:25
3	-0.133	1.48	<MDA	9.09	-0.53	2.69	<MDA	12.89	2.00	-0.045	-0.20	9/20/95 13:27
4	-1.609	1.48	<MDA	9.09	-3.21	1.91	<MDA	12.89	2.00	-0.545	-1.20	9/20/95 13:29
5	-1.609	1.48	<MDA	9.09	-4.55	1.37	<MDA	12.89	2.00	-0.545	-1.70	9/20/95 13:32
6	-1.609	1.48	<MDA	9.09	-1.87	2.33	<MDA	12.89	2.00	-0.545	-0.70	9/20/95 13:34
7	1.343	2.09	<MDA	9.09	-0.53	2.69	<MDA	12.89	2.00	0.455	-0.20	9/20/95 13:36
8	-0.133	1.48	<MDA	9.09	-1.87	2.33	<MDA	12.89	2.00	-0.045	-0.70	9/20/95 13:38
9	-0.133	1.48	<MDA	9.09	-1.87	2.33	<MDA	12.89	2.00	-0.045	-0.70	9/20/95 13:40
10	-1.609	1.48	<MDA	9.09	-3.21	1.91	<MDA	12.89	2.00	-0.545	-1.20	9/20/95 13:42
11	-1.609	1.48	<MDA	9.09	-4.55	1.37	<MDA	12.89	2.00	-0.545	-1.70	9/20/95 13:45
12	-0.133	1.48	<MDA	9.09	2.14	3.29	<MDA	12.89	2.00	-0.045	0.80	9/20/95 13:47
13	-0.133	1.48	<MDA	9.09	-1.87	2.33	<MDA	12.89	2.00	-0.045	-0.70	9/20/95 13:49
14	-1.609	1.48	<MDA	9.09	-3.21	1.91	<MDA	12.89	2.00	-0.545	-1.20	9/20/95 13:51
15	-0.133	1.48	<MDA	9.09	-0.53	2.69	<MDA	12.89	2.00	-0.045	-0.20	9/20/95 13:54
16	-1.609	1.48	<MDA	9.09	-3.21	1.91	<MDA	12.89	2.00	-0.545	-1.20	9/20/95 13:56



1-20-1

OVERHEAD ROLLING STEEL DOOR

1-20-2

8'-8 1/4"

Original pipe chase

1-20-4

1-20-3

Original pipe chase

1-6-1

UNIT: 1-5-5  
 SN: 01481  
 DATE: 8/3/95

1-5-1

1-5-5

1-5-3

STANDARDS STORAGE ROOM

1-5-2

CAGE ROOM

MENS ROOM

1-5-4

GRAVE BLOCK

60'-0" SW to 3W

2" x 4" CONSTRUCTION 5/8" PLASTERBOARD BOTH SIDES

10'-0" ASLE

4/0 (OVER-HEAD)

4/0 (OVER-HEAD)

# Blairsville Point Survey Form #003

Survey Serial #:	01-432
Survey Section:	1
Survey Unit:	40A
Survey Sub-unit:	5

Alpha Survey Instruments				
Inst. S/N	Inst. Code	Eff. %	Corr. Fac.	Bkg. CPM
1588	8	21.2	4.72	0

Beta Survey Instruments				
Inst. S/N	Inst. Code	Eff. %	Corr. Fac.	Bkg. CPM
1601	13	34.6	2.89	307


Gamma or Beta/Gamma Instruments			
Inst. S/N	Inst. Code	Bkg.	Detection Type
1522	22	0.012	Beta / Gamma
234	23	7	Gamma

Classification:	4
Survey Type:	LOWER

Alpha Counting Instruments				
Inst. S/N	Inst. Code	Eff. %	Corr. Fac.	Bkg. CPM
13295	2	33.93	2.95	0.45

Beta Counting Instruments				
Inst. S/N	Inst. Code	Eff. %	Corr. Fac.	Bkg. CPM
13295	3	37.39	2.67	1.96

Survey Date:	8/31/95
Count Date:	9/20/95

Surveyor:	C. VERGARI/L.J. SMITH
Signature:	

Surface Description	Coordinates		Gamma at 1m	Gamma Inst.	Beta/Gamma Contact	Beta/Gamma Code	Contact Gross 1 min. Count	Alpha Inst. Code	Contact Gross 1 min. Count	Beta Inst. Code	Scan Contact Gross CPM		Removable DPM/100 cm2	Alpha Count	Removable DPM/100 cm2	Beta Count	Comments
	X	Y	uR/hr	Code	mR/hr	Code	Alpha	Code	Beta	Code	Max Beta	Avg Beta	Alpha	Code	Beta	Code	
FLOOR	0.5	-0.5	8	23	0.011	22	1	8	350	13	475	300	-0.13	2	0.80	3	CONCRETE
FLOOR	1.5	-0.5	7	23	0.019	22	16	8	348	13	440	290	-0.13	2	-3.21	3	CONCRETE
FLOOR	2.5	-0.5	7	23	0.014	22	11	8	350	13	408	290	-1.61	2	-4.55	3	CONCRETE
FLOOR	0.5	-1.5	8	23	0.014	22	3	8	335	13	403	280	-1.61	2	-3.21	3	CONCRETE
FLOOR	1.5	-1.5	6	23	0.012	22	7	8	351	13	430	300	-0.13	2	-4.55	3	CONCRETE
FLOOR	2.5	-1.5	7	23	0.016	22	10	8	385	13	416	280	-1.61	2	-0.53	3	CONCRETE
FLOOR	0.5	-2.5	8	23	0.014	22	11	8	338	13	443	330	-1.61	2	-3.21	3	CONCRETE
FLOOR	1.5	-2.5	8	23	0.011	22	18	8	399	13	548	340	-1.61	2	0.80	3	CONCRETE
FLOOR	2.5	-2.5	8	23	0.008	22	4	8	372	13	578	300	-1.61	2	-0.53	3	EXPANSION JOINT
EAST WALL	0.5	0.5	N/A	N/A	N/A	N/A	1	8	234	13	348	270	-0.13	2	0.80	3	PAINTED CONCRETE
EAST WALL	0.5	1.5	N/A	N/A	N/A	N/A	2	8	266	13	313	230	-1.61	2	-1.87	3	PAINTED CONCRETE
EAST WALL	1.5	0.5	N/A	N/A	N/A	N/A	1	8	252	13	381	260	-1.61	2	-3.21	3	PAINTED CONCRETE
EAST WALL	1.5	1.5	N/A	N/A	N/A	N/A	0	8	243	13	406	280	-0.13	2	-4.55	3	PAINTED CONCRETE
EAST WALL	2.5	0.5	N/A	N/A	N/A	N/A	1	8	251	13	361	260	-0.13	2	2.14	3	PAINTED CONCRETE
EAST WALL	2.5	1.5	N/A	N/A	N/A	N/A	2	8	252	13	318	250	-1.61	2	-4.55	3	PAINTED CONCRETE
SOUTH WALL	0.5	0.5	N/A	N/A	N/A	N/A	1	8	258	13	362	270	-1.61	2	-3.21	3	PAINTED CONCRETE
SOUTH WALL	0.5	1.5	N/A	N/A	N/A	N/A	1	8	275	13	367	280	-1.61	2	-5.88	3	PAINTED CONCRETE
SOUTH WALL	1.5	0.5	N/A	N/A	N/A	N/A	2	8	249	13	354	230	-0.13	2	-0.53	3	PAINTED CONCRETE
SOUTH WALL	1.5	1.5	N/A	N/A	N/A	N/A	1	8	242	13	301	240	-0.13	2	2.14	3	PAINTED CONCRETE
SOUTH WALL	2.5	0.5	N/A	N/A	N/A	N/A	0	8	237	13	355	260	-1.61	2	-4.55	3	PAINTED CONCRETE
SOUTH WALL	2.5	1.5	N/A	N/A	N/A	N/A	0	8	271	13	303	230	-1.61	2	-3.21	3	PAINTED CONCRETE
WEST WALL	0.5	0.5	N/A	N/A	N/A	N/A	3	8	236	13	299	210	-0.13	2	-3.21	3	PAINTED CONCRETE
WEST WALL	0.5	1.5	N/A	N/A	N/A	N/A	1	8	283	13	472	300	-1.61	2	2.14	3	PAINTED CONCRETE

# Blairsville Point Survey Form #003

Survey Serial #:	01-432
Survey Section:	1
Survey Unit:	40A
Survey Sub-unit:	5

Alpha Survey Instruments				
Inst. S/N	Inst. Code	Eff. %	Corr. Fac.	Bkg. CPM
1588	8	21.2	4.72	0

Beta Survey Instruments				
Inst. S/N	Inst. Code	Eff. %	Corr. Fac.	Bkg. CPM
1601	13	34.6	2.89	307


Gamma or Beta/Gamma Instruments			
Inst. S/N	Inst. Code	Bkg.	Detection Type
1522	22	0.012	Beta / Gamma
234	23	7	Gamma

Classification:	4
Survey Type:	LOWER

Alpha Counting Instruments				
Inst. S/N	Inst. Code	Eff. %	Corr. Fac.	Bkg. CPM
13295	2	33.93	2.95	0.45

Beta Counting Instruments				
Inst. S/N	Inst. Code	Eff. %	Corr. Fac.	Bkg. CPM
13295	3	37.39	2.67	1.96

Survey Date:	8/31/95
Count Date:	9/20/95

Surveyor:	C. VERGARIL J. SMITH
Signature:	

Surface Description	Coordinates		Gamma at 1m	Gamma Inst.	Beta/Gamma Contact	Beta/Gamma	Contact Gross 1 min. Count	Alpha Inst.	Contact Gross 1 min. Count	Beta Inst.	Scan Contact Gross CPM		Removable DPM/100 cm2	Alpha Count	Removable DPM/100 cm2	Beta Count	Comments
	X	Y	uR/hr	Code	mR/hr	Code	Alpha	Code	Beta	Code	Max Beta	Avg Beta	Alpha	Code	Beta	Code	
WEST WALL	1.5	0.5	N/A	N/A	N/A	N/A	2	8	252	13	298	260	-1.61	2	-1.87	3	PAINTED CONCRETE
WEST WALL	1.5	1.5	N/A	N/A	N/A	N/A	2	8	247	13	361	270	-1.61	2	-0.53	3	PAINTED CONCRETE
WEST WALL	2.5	0.5	N/A	N/A	N/A	N/A	1	8	260	13	287	210	-0.13	2	-3.21	3	PAINTED CONCRETE
WEST WALL	2.5	1.5	N/A	N/A	N/A	N/A	1	8	257	13	337	200	-1.61	2	-0.53	3	PAINTED CONCRETE
NORTH WALL	1.5	0.5	N/A	N/A	N/A	N/A	3	8	318	13	288	220	-1.61	2	-4.55	3	PAINTED CONCRETE
NORTH WALL	1.5	1.5	N/A	N/A	N/A	N/A	2	8	341	13	330	240	-1.61	2	2.14	3	PAINTED CONCRETE
NORTH WALL	2.5	0.5	N/A	N/A	N/A	N/A	1	8	245	13	376	270	-0.13	2	-3.21	3	PAINTED CONCRETE
NORTH WALL	2.5	1.5	N/A	N/A	N/A	N/A	1	8	250	13	332	260		2		3	PAINTED CONCRETE

**LB5100-W Low Background Counting System -- Smear Analysis**

Date: 9/20/95  
 Counting Unit id: 1  
 Data file name: C:\LBXLUNIT1\B01-432.XLD  
 Batch Ended: 9/20/95 13:20  
 Crosstalk Correction: Not Applied

Alpha activity action level (DPM): 20.00  
 Beta activity action level (DPM): 200.00  
 Certainty level for MDA and flags: 95.00%  
 High Voltage Setting: 1440

Application Revision: 3  
 Application Version: Standard

Batch ID: BLAIRSVILLE 1-40A-5

Alpha efficiency log file: th230ab Alpha Efficiency: 33.88% Alpha to Beta Crosstalk: 24.53% Alpha Background (CPM): 0.545 Alpha Correction Factor: 1.000			
Beta efficiency log file: tc99ab Beta Efficiency: 37.39% Beta into Alpha Crosstalk: 0.13% Beta Background (CPM): 2.2 Beta Correction Factor: 1.000			
Count	Alpha	Beta	Completion
time (min)	CPM	CPM	Date - Time
2.00	-0.045	0.30	9/20/95 12:14
2.00	-0.045	-1.20	9/20/95 12:17
2.00	-0.545	-1.70	9/20/95 12:19
2.00	-0.545	-1.20	9/20/95 12:21
2.00	-0.045	-1.70	9/20/95 12:23
2.00	-0.545	-0.20	9/20/95 12:26
2.00	-0.545	-1.20	9/20/95 12:28
2.00	-0.545	0.30	9/20/95 12:30
2.00	-0.545	-0.20	9/20/95 12:32
2.00	-0.045	0.30	9/20/95 12:34
2.00	-0.545	-0.70	9/20/95 12:37
2.00	-0.545	-1.20	9/20/95 12:39
2.00	-0.045	-1.70	9/20/95 12:41
2.00	-0.045	0.80	9/20/95 12:43
2.00	-0.545	-1.70	9/20/95 12:45
2.00	-0.545	-1.20	9/20/95 12:47
2.00	-0.545	-2.20	9/20/95 12:50
2.00	-0.045	-0.20	9/20/95 12:52
2.00	-0.045	0.80	9/20/95 12:54
2.00	-0.545	-1.70	9/20/95 12:56
2.00	-0.545	-1.20	9/20/95 12:58
2.00	-0.045	-1.20	9/20/95 13:01
2.00	-0.545	0.80	9/20/95 13:03
2.00	-0.545	-0.70	9/20/95 13:07

Carrier	Alpha Activity				Beta Activity			
	DPM	$\sigma$	flags	MDA	DPM	$\sigma$	flags	MDA
60	-0.133	1.48	<MDA	9.09	0.80	3.00	<MDA	12.89
59	-0.133	1.48	<MDA	9.09	-3.21	1.91	<MDA	12.89
61	-1.609	1.48	<MDA	9.09	-4.55	1.37	<MDA	12.89
62	-1.609	1.48	<MDA	9.09	-3.21	1.91	<MDA	12.89
64	-0.133	1.48	<MDA	9.09	-4.55	1.37	<MDA	12.89
63	-1.609	1.48	<MDA	9.09	-0.53	2.69	<MDA	12.89
65	-1.609	1.48	<MDA	9.09	-3.21	1.91	<MDA	12.89
66	-1.609	1.48	<MDA	9.09	0.80	3.00	<MDA	12.89
67	-1.609	1.48	<MDA	9.09	-0.53	2.69	<MDA	12.89
68	-0.133	1.48	<MDA	9.09	0.80	3.00	<MDA	12.89
69	-1.609	1.48	<MDA	9.09	-1.87	2.33	<MDA	12.89
70	-1.609	1.48	<MDA	9.09	-3.21	1.91	<MDA	12.89
71	-0.133	1.48	<MDA	9.09	-4.55	1.37	<MDA	12.89
72	-0.133	1.48	<MDA	9.09	2.14	3.29	<MDA	12.89
73	-1.609	1.48	<MDA	9.09	-4.55	1.37	<MDA	12.89
74	-1.609	1.48	<MDA	9.09	-3.21	1.91	<MDA	12.89
75	-1.609	1.48	<MDA	9.09	-5.88	1.37	<MDA	12.89
76	-0.133	1.48	<MDA	9.09	-0.53	2.69	<MDA	12.89
1	-0.133	1.48	<MDA	9.09	2.14	3.29	<MDA	12.89
2	-1.609	1.48	<MDA	9.09	-4.55	1.37	<MDA	12.89
3	-1.609	1.48	<MDA	9.09	-3.21	1.91	<MDA	12.89
4	-0.133	1.48	<MDA	9.09	-3.21	1.91	<MDA	12.89
5	-1.609	1.48	<MDA	9.09	2.14	3.29	<MDA	12.89
7	-1.609	1.48	<MDA	9.09	-1.87	2.33	<MDA	12.89

**LB5100-W Low Background Counting System -- Smear Analysis**

Date: 9/20/95  
 Counting Unit id: 1  
 Data file name: C:\LBXL\UNIT1\B01-432.XLD  
 Batch Ended: 9/20/95 13:20  
 Crosstalk Correction: Not Applied

Alpha activity action level (DPM): 20.00  
 Beta activity action level (DPM): 200.00  
 Certainty level for MDA and flags: 95.00%  
 High Voltage Setting: 1440

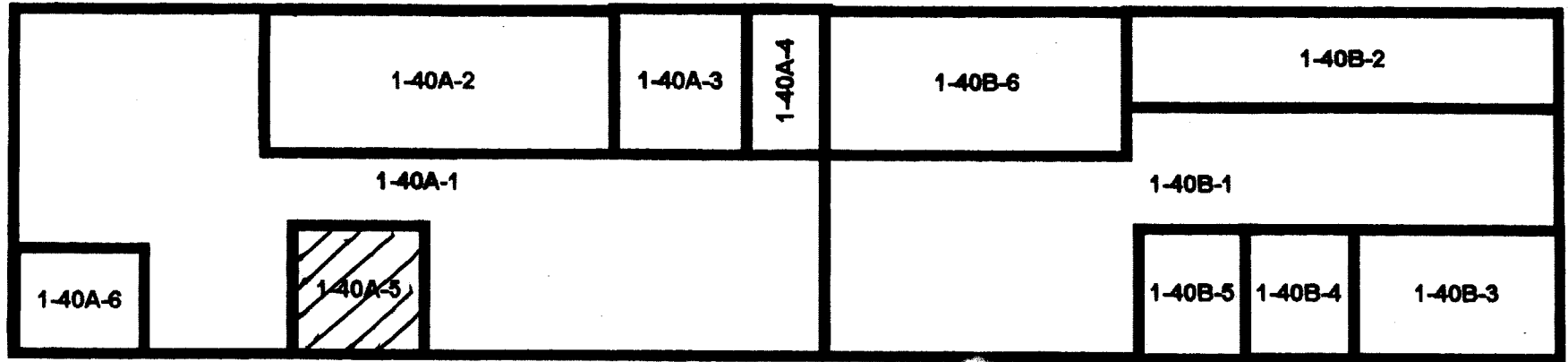
Application Revision: 3  
 Application Version: Standard

Alpha efficiency log file: th230ab Alpha Efficiency: 33.88% Alpha to Beta Crosstalk: 24.53% Alpha Background (CPM): 0.545 Alpha Correction Factor: 1.000			
Beta efficiency log file: tc99ab Beta Efficiency: 37.39% Beta into Alpha Crosstalk: 0.13% Beta Background (CPM): 2.2 Beta Correction Factor: 1.000			
Count	Alpha	Beta	Completion
time (min)	CPM	CPM	Date - Time
2.00	-0.545	-0.20	9/20/95 13:09
2.00	-0.045	-1.20	9/20/95 13:12
2.00	-0.545	-0.20	9/20/95 13:14
2.00	-0.545	-1.70	9/20/95 13:16
2.00	-0.545	0.80	9/20/95 13:18
2.00	-0.045	-1.20	9/20/95 13:20

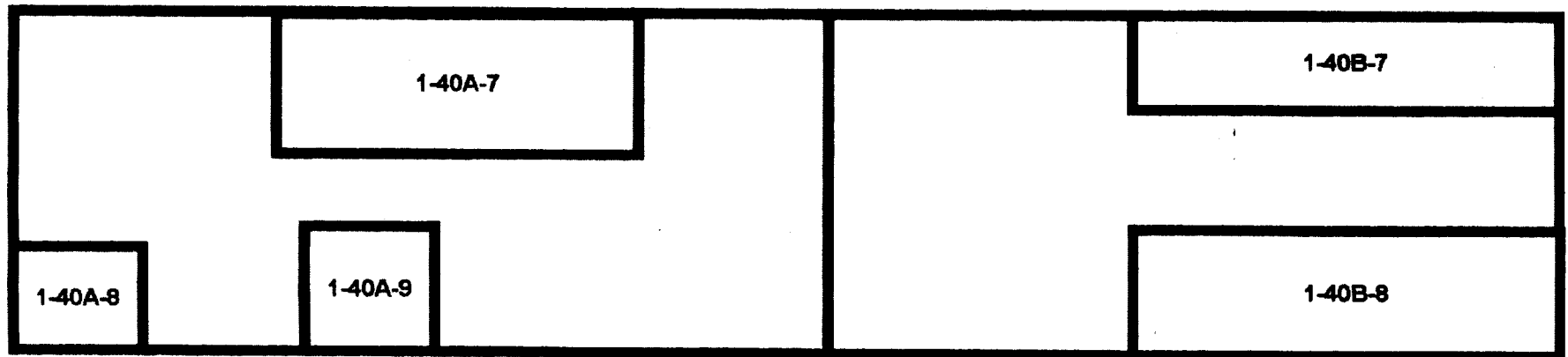
Batch ID: BLAIRSVILLE 1-40A-5

Carrier	Alpha Activity				Beta Activity			
	DPM	$\sigma$	flags	MDA	DPM	$\sigma$	flags	MDA
8	-1.609	1.48	<MDA	9.09	-0.53	2.69	<MDA	12.89
9	-0.133	1.48	<MDA	9.09	-3.21	1.91	<MDA	12.89
10	-1.609	1.48	<MDA	9.09	-0.53	2.69	<MDA	12.89
11	-1.609	1.48	<MDA	9.09	-4.55	1.37	<MDA	12.89
12	-1.609	1.48	<MDA	9.09	2.14	3.29	<MDA	12.89
13	-0.133	1.48	<MDA	9.09	-3.21	1.91	<MDA	12.89

# UNIT 1-40A & B (Main Floor)



# UNIT 1-40A & B (Second Floor Surfaces)



01-432  
1-40A-5  
8-31-95

# Blairsville Point Survey Form #003

Survey Serial #:	01-433
------------------	--------

Survey Section:	1
-----------------	---

Survey Unit:	20
--------------	----

Survey Sub-unit:	4
------------------	---

Classification:	5
-----------------	---

Survey Type:	UPPER
--------------	-------

Survey Date:	9/6/95
--------------	--------

Count Date:	9/21/95
-------------	---------


Alpha Survey Instruments				
Inst.	Inst.		Corr.	Bkg.
S/N	Code	Eff. %	Fac.	CPM
1588	8	21.2	4.72	1

Beta Survey Instruments				
Inst.	Inst.		Corr.	Bkg.
S/N	Code	Eff. %	Fac.	CPM
1601	13	34.6	2.89	250

Gamma or Beta/Gamma Instruments			
Inst.	Inst.		Detection
S/N	Code	Bkg.	Type

Alpha Counting Instruments				
Inst.	Inst.		Corr.	Bkg.
S/N	Code	Eff. %	Fac.	CPM
13295	2	33.93	2.95	0.45

Beta Counting Instruments				
Inst.	Inst.		Corr.	Bkg.
S/N	Code	Eff. %	Fac.	CPM
13295	3	37.39	2.67	1.96

Surveyor:	V.TAYLOR/J.GEMZA
Signature:	

Surface Description	Coordinates		Gamma at 1m	Gamma Inst.	Beta/Gamma Contact	Beta/Gamma Code	Contact Gross 1 min. Count	Alpha Inst. Code	Contact Gross 1 min. Count	Beta Inst. Code	Scan Contact Gross CPM		Removable DPM/100 cm2	Alpha Count	Removable DPM/100 cm2	Beta Count	Comments
	X	Y	uR/hr	Code	mR/hr	Code	Alpha	Code	Beta	Code	Max Beta	Avg Beta	Alpha	Beta	Code		
	CONCRETE/METL	1	-1	N/A	N/A	N/A	N/A	1	8	226	13	296	220	-1.61	2	-0.53	
CONCRETE/METL	2	-1	N/A	N/A	N/A	N/A	2	8	225	13	384	240	-1.61	2	-4.55	3	POST REMEDIATION
CONCRETE/METL	3	-1	N/A	N/A	N/A	N/A	3	8	229	13	677	290	-1.61	2	-0.53	3	POST REMEDIATION
CONCRETE/METL	4	-1	N/A	N/A	N/A	N/A	2	8	237	13	652	350	-1.61	2	-0.53	3	POST REMEDIATION
CONCRETE/METL	1	-2	N/A	N/A	N/A	N/A	1	8	202	13	334	240	-1.61	2	-1.87	3	POST REMEDIATION
CONCRETE/METL	2	-2	N/A	N/A	N/A	N/A	2	8	265	13	420	260	-1.61	2	-4.55	3	POST REMEDIATION
CONCRETE/METL	3	-2	N/A	N/A	N/A	N/A	2	8	243	13	550	230	-1.61	2	-3.21	3	POST REMEDIATION
CONCRETE/METL	4	-2	N/A	N/A	N/A	N/A	1	8	224	13	730	300	-1.61	2	2.14	3	POST REMEDIATION
CONCRETE/METL	1	-3	N/A	N/A	N/A	N/A	3	8	196	13	428	200	-1.61	2	-5.88	3	POST REMEDIATION
CONCRETE/METL	2	-3	N/A	N/A	N/A	N/A	3	8	231	13	691	230	-1.61	2	-1.87	3	POST REMEDIATION
CONCRETE/METL	3	-3	N/A	N/A	N/A	N/A	3	8	246	13	587	250	-1.61	2	-1.87	3	POST REMEDIATION
CONCRETE/METL	4	-3	N/A	N/A	N/A	N/A	1	8	236	13	1050	240	-1.61	2	-4.55	3	POST REMEDIATION
CONCRETE/METL	1	-4	N/A	N/A	N/A	N/A	3	8	209	13	386	270	-1.61	2	-3.21	3	POST REMEDIATION
CONCRETE/METL	2	-4	N/A	N/A	N/A	N/A	3	8	213	13	1010	220	-1.61	2	-0.53	3	POST REMEDIATION
CONCRETE/METL	3	-4	N/A	N/A	N/A	N/A	2	8	219	13	657	270	-0.13	2	-4.55	3	POST REMEDIATION
CONCRETE/METL	4	-4	N/A	N/A	N/A	N/A	3	8	234	13	422	210	-1.61	2	-5.88	3	POST REMEDIATION
CONCRETE/METL	1	-5	N/A	N/A	N/A	N/A	5	8	298	13	299	230	-1.61	2	-3.21	3	POST REMEDIATION
CONCRETE/METL	2	-5	N/A	N/A	N/A	N/A	2	8	221	13	437	205	-1.61	2	-4.55	3	POST REMEDIATION
CONCRETE/METL	3	-5	N/A	N/A	N/A	N/A	5	8	211	13	355	250	1.34	2	-0.53	3	POST REMEDIATION
CONCRETE/METL	4	-5	N/A	N/A	N/A	N/A	1	8	307	13	326	260	-1.61	2	-1.87	3	POST REMEDIATION
CONCRETE/METL	1	-6	N/A	N/A	N/A	N/A	3	8	228	13	310	180	1.34	2	-5.88	3	POST REMEDIATION
CONCRETE/METL	2	-6	N/A	N/A	N/A	N/A	3	8	226	13	1840	300	1.34	2	3.48	3	POST REMEDIATION
CONCRETE/METL	3	-6	N/A	N/A	N/A	N/A	3	8	229	13	1560	210	-1.61	2	-1.87	3	POST REMEDIATION



# Blairsville Point Survey Form #003

Survey Serial #:	01-433
------------------	--------

Survey Section:	1
-----------------	---

Survey Unit:	20
--------------	----

Survey Sub-unit:	4
------------------	---

Classification:	5
-----------------	---

Survey Type:	UPPER
--------------	-------

Survey Date:	9/6/95
--------------	--------

Count Date:	9/21/95
-------------	---------


Alpha Survey Instruments				
Inst. S/N	Inst. Code	Eff. %	Corr. Fac.	Bkg. CPM
1588	8	21.2	4.72	1

Beta Survey Instruments				
Inst. S/N	Inst. Code	Eff. %	Corr. Fac.	Bkg. CPM
1601	13	34.6	2.89	250

Gamma or Beta/Gamma Instruments			
Inst. S/N	Inst. Code	Bkg.	Detection Type

Alpha Counting Instruments				
Inst. S/N	Inst. Code	Eff. %	Corr. Fac.	Bkg. CPM
13295	2	33.93	2.95	0.45

Beta Counting Instruments				
Inst. S/N	Inst. Code	Eff. %	Corr. Fac.	Bkg. CPM
13295	3	37.39	2.67	1.96

Surveyor:	V.TAYLOR/J.GEMZA
Signature:	

Surface Description	Coordinates		Gamma at 1m uR/hr	Gamma Inst. Code	Beta/Gamma Contact mR/hr	Beta/Gamma Code	Contact Gross 1 min. Count Alpha	Alpha Inst. Code	Contact Gross 1 min. Count Beta	Beta Inst. Code	Scan Contact Gross CPM		Removable DPM/100 cm2 Alpha	Alpha Count Code	Removable DPM/100 cm2 Beta	Beta Count Code	Comments
											Max Beta	Avg Beta					
	X	Y															
CONCRETE/METL	4	-6	N/A	N/A	N/A	N/A	11	8	245	13	747	220	-0.13	2	-3.21	3	POST REMEDIATION
CONCRETE/METL	1	-7	N/A	N/A	N/A	N/A	9	8	237	13	327	220	-0.13	2	-3.21	3	POST REMEDIATION
CONCRETE/METL	2	-7	N/A	N/A	N/A	N/A	3	8	245	13	1370	350	-1.61	2	2.14	3	POST REMEDIATION
CONCRETE/METL	3	-7	N/A	N/A	N/A	N/A	4	8	244	13	997	220	-1.61	2	-1.87	3	POST REMEDIATION
CONCRETE/METL	4	-7	N/A	N/A	N/A	N/A	1	8	226	13	442	200	-0.13	2	4.81	3	POST REMEDIATION
CONCRETE/METL	1	-8	N/A	N/A	N/A	N/A	1	8	228	13	308	240	-0.13	2	-1.87	3	POST REMEDIATION
CONCRETE/METL	2	-8	N/A	N/A	N/A	N/A	2	8	225	13	436	240	-1.61	2	2.14	3	POST REMEDIATION
CONCRETE/METL	3	-8	N/A	N/A	N/A	N/A	4	8	260	13	541	240	-1.61	2	-3.21	3	POST REMEDIATION
CONCRETE/METL	4	-8	N/A	N/A	N/A	N/A	2	8	220	13	667	240	-1.61	2	-3.21	3	POST REMEDIATION
CONCRETE/METL	1	-9	N/A	N/A	N/A	N/A	3	8	226	13	984	220	-1.61	2	-4.55	3	POST REMEDIATION
CONCRETE/METL	2	-9	N/A	N/A	N/A	N/A	2	8	222	13	634	200	-1.61	2	-4.55	3	POST REMEDIATION
CONCRETE/METL	3	-9	N/A	N/A	N/A	N/A	2	8	236	13	467	250	-0.13	2	-0.53	3	POST REMEDIATION
CONCRETE/METL	4	-9	N/A	N/A	N/A	N/A	1	8	213	13	2280	250	-1.61	2	-4.55	3	POST REMEDIATION
CONCRETE/METL	1	-10	N/A	N/A	N/A	N/A	2	8	181	13	374	220	-1.61	2	-1.87	3	POST REMEDIATION
CONCRETE/METL	2	-10	N/A	N/A	N/A	N/A	6	8	205	13	600	200	-1.61	2	-0.53	3	POST REMEDIATION
CONCRETE/METL	3	-10	N/A	N/A	N/A	N/A	3	8	243	13	355	205	-0.13	2	-5.88	3	POST REMEDIATION
CONCRETE/METL	4	-10	N/A	N/A	N/A	N/A	6	8	220	13	367	200	-1.61	2	-3.21	3	POST REMEDIATION
CONCRETE/METL	1	-11	N/A	N/A	N/A	N/A	1	8	214	13	296	220	-0.13	2	-1.87	3	POST REMEDIATION
CONCRETE/METL	2	-11	N/A	N/A	N/A	N/A	3	8	192	13	360	200	-1.61	2	-3.21	3	POST REMEDIATION
CONCRETE/METL	3	-11	N/A	N/A	N/A	N/A	1	8	208	13	346	180	-1.61	2	-1.87	3	POST REMEDIATION
CONCRETE/METL	4	-11	N/A	N/A	N/A	N/A	2	8	196	13	248	190	-0.13	2	3.48	3	POST REMEDIATION
CONCRETE/METL	1	-12	N/A	N/A	N/A	N/A	2	8	216	13	259	180	-1.61	2	-0.53	3	POST REMEDIATION
CONCRETE/METL	2	-12	N/A	N/A	N/A	N/A	3	8	313	13	303	190	-1.61	2	-4.55	3	POST REMEDIATION

# Blairsville Point Survey Form #003

Survey Serial #:	01-433
Survey Section:	1
Survey Unit:	20
Survey Sub-unit:	4

Alpha Survey Instruments				
Inst. S/N	Inst. Code	Eff. %	Corr. Fac.	Bkg. CPM
1588	8	21.2	4.72	1


Beta Survey Instruments				
Inst. S/N	Inst. Code	Eff. %	Corr. Fac.	Bkg. CPM
1601	13	34.6	2.89	250

Gamma or Beta/Gamma Instruments			
Inst. S/N	Inst. Code	Bkg.	Detection Type

Classification:	5
Survey Type:	UPPER
Survey Date:	9/6/95
Count Date:	9/21/95

Alpha Counting Instruments				
Inst. S/N	Inst. Code	Eff. %	Corr. Fac.	Bkg. CPM
13295	2	33.93	2.95	0.45

Beta Counting Instruments				
Inst. S/N	Inst. Code	Eff. %	Corr. Fac.	Bkg. CPM
13295	3	37.39	2.67	1.96

Surveyor:	V.TAYLOR/J.GEMZA
Signature:	

Surface Description	Coordinates		Gamma at 1m uR/hr	Gamma Inst. Code	Beta/Gamma Contact mR/hr	Beta/Gamma Code	Contact Gross 1 min. Count Alpha	Alpha Inst. Code	Contact Gross 1 min. Count Beta	Beta Inst. Code	Scan Contact Gross CPM		Removable DPM/100 cm2 Alpha	Alpha Count Code	Removable DPM/100 cm2 Beta	Beta Count Code	Comments
	X	Y									Max Beta	Avg Beta					
CONCRETE/METL	3	-12	N/A	N/A	N/A	N/A	2	8	202	13	290	190	-1.61	2	-1.87	3	POST REMEDIATION
CONCRETE/METL	4	-12	N/A	N/A	N/A	N/A	2	8	322	13	212	180	-1.61	2	-1.87	3	POST REMEDIATION
CONCRETE/METL	1	-13	N/A	N/A	N/A	N/A	3	8	214	13	808	220	1.34	2	3.48	3	POST REMEDIATION
CONCRETE/METL	2	-13	N/A	N/A	N/A	N/A	3	8	209	13	348	200	4.29	2	-0.53	3	POST REMEDIATION
CONCRETE/METL	3	-13	N/A	N/A	N/A	N/A	6	8	303	13	407	270	-1.61	2	-1.87	3	POST REMEDIATION
CONCRETE/METL	4	-13	N/A	N/A	N/A	N/A	4	8	217	13	314	200	-1.61	2	-1.87	3	POST REMEDIATION
CONCRETE/METL	1	-14	N/A	N/A	N/A	N/A	1	8	203	13	719	220	-0.13	2	-3.21	3	POST REMEDIATION
CONCRETE/METL	2	-14	N/A	N/A	N/A	N/A	6	8	234	13	455	200	-1.61	2	-5.88	3	POST REMEDIATION
CONCRETE/METL	3	-14	N/A	N/A	N/A	N/A	3	8	212	13	231	210	-0.13	2	-1.87	3	POST REMEDIATION
CONCRETE/METL	4	-14	N/A	N/A	N/A	N/A	5	8	242	13	415	230	1.34	2	-1.87	3	POST REMEDIATION
CONCRETE/METL	1	-15	N/A	N/A	N/A	N/A	4	8	223	13	367	230	-1.61	2	-3.21	3	POST REMEDIATION
CONCRETE/METL	2	-15	N/A	N/A	N/A	N/A	3	8	213	13	347	190	-1.61	2	0.80	3	POST REMEDIATION
CONCRETE/METL	3	-15	N/A	N/A	N/A	N/A	0	8	191	13	357	210	-1.61	2	-0.53	3	POST REMEDIATION
CONCRETE/METL	4	-15	N/A	N/A	N/A	N/A	3	8	183	13	559	220	-1.61	2	4.81	3	POST REMEDIATION
1" BEAM	4	-3	N/A	N/A	N/A	N/A	7	8	195	13	710	210	-1.61	2	-3.21	3	REWORK
1" BEAM	2	-4	N/A	N/A	N/A	N/A	5	8	265	13	464	220		2		3	REWORK
1" BEAM	2	-6	N/A	N/A	N/A	N/A	2	8	363	13	501	240		2		3	REWORK
1" BEAM	3	-6	N/A	N/A	N/A	N/A	2	8	212	13	444	200		2		3	REWORK
1" BEAM	2	-7	N/A	N/A	N/A	N/A	4	8	241	13	945	220		2		3	REWORK
1" BEAM	4	-9	N/A	N/A	N/A	N/A	5	8	355	13	478	310		2		3	REWORK

**LB5100-W Low Background Counting System – Smear Analysis**

Date: 9/21/95  
 Counting Unit id: 1  
 Data file name: C:\LBXL\UNIT1\B01-433.XLD  
 Batch Ended: 9/21/95 10:53  
 Crosstalk Correction: Not Applied

Alpha activity action level (DPM): 20.00  
 Beta activity action level (DPM): 200.00  
 Certainty level for MDA and flags: 95.00%  
 High Voltage Setting: 1440

Application Revision: 3  
 Application Version: Standard

Batch ID: BLAIRSVILLE 1-20-4

Alpha efficiency log file: th230ab Alpha Efficiency: 33.88% Alpha to Beta Crosstalk: 24.53% Alpha Background (CPM): 0.545 Alpha Correction Factor: 1.000			
Beta efficiency log file: tc99ab Beta Efficiency: 37.39% Beta into Alpha Crosstalk: 0.13% Beta Background (CPM): 2.2 Beta Correction Factor: 1.000			
Count time (min)	Alpha CPM	Beta CPM	Completion Date - Time
2.00	-0.545	-0.20	9/21/95 8:41
2.00	-0.545	-1.70	9/21/95 8:43
2.00	-0.545	-0.20	9/21/95 8:45
2.00	-0.545	-0.20	9/21/95 8:47
2.00	-0.545	-0.70	9/21/95 8:49
2.00	-0.545	-1.70	9/21/95 8:52
2.00	-0.545	-1.20	9/21/95 8:54
2.00	-0.545	0.80	9/21/95 8:56
2.00	-0.545	-2.20	9/21/95 8:58
2.00	-0.545	-0.70	9/21/95 9:01
2.00	-0.545	-0.70	9/21/95 9:03
2.00	-0.545	-1.70	9/21/95 9:05
2.00	-0.545	-1.20	9/21/95 9:07
2.00	-0.545	-0.20	9/21/95 9:09
2.00	-0.045	-1.70	9/21/95 9:11
2.00	-0.545	-2.20	9/21/95 9:14
2.00	-0.545	-1.20	9/21/95 9:16
2.00	-0.545	-1.70	9/21/95 9:18
2.00	0.455	-0.20	9/21/95 9:20
2.00	-0.545	-0.70	9/21/95 9:22
2.00	0.455	-2.20	9/21/95 9:25
2.00	0.455	1.30	9/21/95 9:27
2.00	-0.545	-0.70	9/21/95 9:29
2.00	-0.045	-1.20	9/21/95 9:31

Carrier	Alpha Activity				Beta Activity			
	DPM	$\sigma$	flags	MDA	DPM	$\sigma$	flags	MDA
70	-1.609	1.48	<MDA	9.09	-0.53	2.69	<MDA	12.89
71	-1.609	1.48	<MDA	9.09	-4.55	1.37	<MDA	12.89
72	-1.609	1.48	<MDA	9.09	-0.53	2.69	<MDA	12.89
73	-1.609	1.48	<MDA	9.09	-0.53	2.69	<MDA	12.89
74	-1.609	1.48	<MDA	9.09	-1.87	2.33	<MDA	12.89
75	-1.609	1.48	<MDA	9.09	-4.55	1.37	<MDA	12.89
76	-1.609	1.48	<MDA	9.09	-3.21	1.91	<MDA	12.89
77	-1.609	1.48	<MDA	9.09	2.14	3.29	<MDA	12.89
78	-1.609	1.48	<MDA	9.09	-5.88	1.37	<MDA	12.89
79	-1.609	1.48	<MDA	9.09	-1.87	2.33	<MDA	12.89
80	-1.609	1.48	<MDA	9.09	-1.87	2.33	<MDA	12.89
1	-1.609	1.48	<MDA	9.09	-4.55	1.37	<MDA	12.89
2	-1.609	1.48	<MDA	9.09	-3.21	1.91	<MDA	12.89
3	-1.609	1.48	<MDA	9.09	-0.53	2.69	<MDA	12.89
4	-0.133	1.48	<MDA	9.09	-4.55	1.37	<MDA	12.89
5	-1.609	1.48	<MDA	9.09	-5.88	1.37	<MDA	12.89
6	-1.609	1.48	<MDA	9.09	-3.21	1.91	<MDA	12.89
7	-1.609	1.48	<MDA	9.09	-4.55	1.37	<MDA	12.89
8	1.343	2.09	<MDA	9.09	-0.53	2.69	<MDA	12.89
9	-1.609	1.48	<MDA	9.09	-1.87	2.33	<MDA	12.89
10	1.343	2.09	<MDA	9.09	-5.88	1.37	<MDA	12.89
11	1.343	2.09	<MDA	9.09	3.48	3.55	<MDA	12.89
12	-1.609	1.48	<MDA	9.09	-1.87	2.33	<MDA	12.89
13	-0.133	1.48	<MDA	9.09	-3.21	1.91	<MDA	12.89

**LB5100-W Low Background Counting System – Smear Analysis**

Date: 9/21/95  
 Counting Unit id: 1  
 Data file name: C:\LBXL\UNIT1\B01-433.XLD  
 Batch Ended: 9/21/95 10:53  
 Crosstalk Correction: Not Applied

Alpha activity action level (DPM): 20.00  
 Beta activity action level (DPM): 200.00  
 Certainty level for MDA and flags: 95.00%  
 High Voltage Setting: 1440

Application Revision: 3  
 Application Version: Standard

Alpha efficiency log file: th230ab  
 Alpha Efficiency: 33.88%  
 Alpha to Beta Crosstalk: 24.53%  
 Alpha Background (CPM): 0.545  
 Alpha Correction Factor: 1.000

Beta efficiency log file: tc99ab  
 Beta Efficiency: 37.39%  
 Beta into Alpha Crosstalk: 0.13%  
 Beta Background (CPM): 2.2  
 Beta Correction Factor: 1.000

Batch ID: BLAIRSVILLE 1-20-4

Carrier	Alpha Activity				Beta Activity				Count time (min)	Alpha CPM	Beta CPM	Completion Date - Time
	DPM	$\sigma$	flags	MDA	DPM	$\sigma$	flags	MDA				
14	-0.133	1.48	<MDA	9.09	-3.21	1.91	<MDA	12.89	2.00	-0.045	-1.20	9/21/95 9:33
15	-1.609	1.48	<MDA	9.09	2.14	3.29	<MDA	12.89	2.00	-0.545	0.80	9/21/95 9:36
16	-1.609	1.48	<MDA	9.09	-1.87	2.33	<MDA	12.89	2.00	-0.545	-0.70	9/21/95 9:38
17	-0.133	1.48	<MDA	9.09	4.81	3.79	<AL	12.89	2.00	-0.045	1.80	9/21/95 9:40
18	-0.133	1.48	<MDA	9.09	-1.87	2.33	<MDA	12.89	2.00	-0.045	-0.70	9/21/95 9:42
19	-1.609	1.48	<MDA	9.09	2.14	3.29	<MDA	12.89	2.00	-0.545	0.80	9/21/95 9:44
20	-1.609	1.48	<MDA	9.09	-3.21	1.91	<MDA	12.89	2.00	-0.545	-1.20	9/21/95 9:47
21	-1.609	1.48	<MDA	9.09	-3.21	1.91	<MDA	12.89	2.00	-0.545	-1.20	9/21/95 9:49
22	-1.609	1.48	<MDA	9.09	-4.55	1.37	<MDA	12.89	2.00	-0.545	-1.70	9/21/95 9:51
23	-1.609	1.48	<MDA	9.09	-4.55	1.37	<MDA	12.89	2.00	-0.545	-1.70	9/21/95 9:53
24	-0.133	1.48	<MDA	9.09	-0.53	2.69	<MDA	12.89	2.00	-0.045	-0.20	9/21/95 9:56
25	-1.609	1.48	<MDA	9.09	-4.55	1.37	<MDA	12.89	2.00	-0.545	-1.70	9/21/95 9:58
26	-1.609	1.48	<MDA	9.09	-1.87	2.33	<MDA	12.89	2.00	-0.545	-0.70	9/21/95 10:00
27	-1.609	1.48	<MDA	9.09	-0.53	2.69	<MDA	12.89	2.00	-0.545	-0.20	9/21/95 10:02
28	-0.133	1.48	<MDA	9.09	-5.88	1.37	<MDA	12.89	2.00	-0.045	-2.20	9/21/95 10:04
29	-1.609	1.48	<MDA	9.09	-3.21	1.91	<MDA	12.89	2.00	-0.545	-1.20	9/21/95 10:06
30	-0.133	1.48	<MDA	9.09	-1.87	2.33	<MDA	12.89	2.00	-0.045	-0.70	9/21/95 10:09
31	-1.609	1.48	<MDA	9.09	-3.21	1.91	<MDA	12.89	2.00	-0.545	-1.20	9/21/95 10:11
32	-1.609	1.48	<MDA	9.09	-1.87	2.33	<MDA	12.89	2.00	-0.545	-0.70	9/21/95 10:13
33	-0.133	1.48	<MDA	9.09	3.48	3.55	<MDA	12.89	2.00	-0.045	1.30	9/21/95 10:15
34	-1.609	1.48	<MDA	9.09	-0.53	2.69	<MDA	12.89	2.00	-0.545	-0.20	9/21/95 10:18
35	-1.609	1.48	<MDA	9.09	-4.55	1.37	<MDA	12.89	2.00	-0.545	-1.70	9/21/95 10:20
36	-1.609	1.48	<MDA	9.09	-1.87	2.33	<MDA	12.89	2.00	-0.545	-0.70	9/21/95 10:22
37	-1.609	1.48	<MDA	9.09	-1.87	2.33	<MDA	12.89	2.00	-0.545	-0.70	9/21/95 10:24

**LB5100-W Low Background Counting System -- Smear Analysis**

Date: 9/21/95  
 Counting Unit id: 1  
 Data file name: C:\LBXL\UNIT1\B01-433.XLD  
 Batch Ended: 9/21/95 10:53  
 Crosstalk Correction: Not Applied

Alpha activity action level (DPM): 20.00  
 Beta activity action level (DPM): 200.00  
 Certainty level for MDA and flags: 95.00%  
 High Voltage Setting: 1440

Application Revision: 3  
 Application Version: Standard

Batch ID: BLAIRSVILLE 1-20-4

Carrier	Alpha Activity				Beta Activity				Count time (min)	Alpha CPM	Beta CPM	Completion Date - Time
	DPM	$\sigma$	flags	MDA	DPM	$\sigma$	flags	MDA				
38	1.343	2.09	<MDA	9.09	3.48	3.55	<MDA	12.89	2.00	0.455	1.30	9/21/95 10:26
39	4.295	2.96	<AL	9.09	-0.53	2.69	<MDA	12.89	2.00	1.455	-0.20	9/21/95 10:29
40	-1.609	1.48	<MDA	9.09	-1.87	2.33	<MDA	12.89	2.00	-0.545	-0.70	9/21/95 10:31
81	-1.609	1.48	<MDA	9.09	-1.87	2.33	<MDA	12.89	2.00	-0.545	-0.70	9/21/95 10:33
82	-0.133	1.48	<MDA	9.09	-3.21	1.91	<MDA	12.89	2.00	-0.045	-1.20	9/21/95 10:35
83	-1.609	1.48	<MDA	9.09	-5.88	1.37	<MDA	12.89	2.00	-0.545	-2.20	9/21/95 10:37
84	-0.133	1.48	<MDA	9.09	-1.87	2.33	<MDA	12.89	2.00	-0.045	-0.70	9/21/95 10:39
85	1.343	2.09	<MDA	9.09	-1.87	2.33	<MDA	12.89	2.00	0.455	-0.70	9/21/95 10:42
86	-1.609	1.48	<MDA	9.09	-3.21	1.91	<MDA	12.89	2.00	-0.545	-1.20	9/21/95 10:44
87	-1.609	1.48	<MDA	9.09	0.80	3.00	<MDA	12.89	2.00	-0.545	0.30	9/21/95 10:46
88	-1.609	1.48	<MDA	9.09	-0.53	2.69	<MDA	12.89	2.00	-0.545	-0.20	9/21/95 10:48
89	-1.609	1.48	<MDA	9.09	4.81	3.79	<AL	12.89	2.00	-0.545	1.80	9/21/95 10:51
90	-1.609	1.48	<MDA	9.09	-3.21	1.91	<MDA	12.89	2.00	-0.545	-1.20	9/21/95 10:53

Alpha efficiency log file: th230ab Alpha Efficiency: 33.88% Alpha to Beta Crosstalk: 24.53% Alpha Background (CPM): 0.545 Alpha Correction Factor: 1.000
Beta efficiency log file: tc99ab Beta Efficiency: 37.39% Beta into Alpha Crosstalk: 0.13% Beta Background (CPM): 2.2 Beta Correction Factor: 1.000

1-20-1

OVERHEAD ROLLING STEEL DOOR

1-20-2

8'-8 1/2"

Original pipe chase

1-20-4

8'-7"

1-20-3

Original pipe chase

1-6-1

1-20-4  
9-6-95  
#01-433

1-5-1

60'-0"  
GW to SW

1-5-5

1-5-3

STANDARDS STORAGE ROOM

1-5-2

CAGE ROOM

7 1/2" CONSTRUCTION  
1/2" PLASTERBOARD  
30" SIDES

MENS ROOM

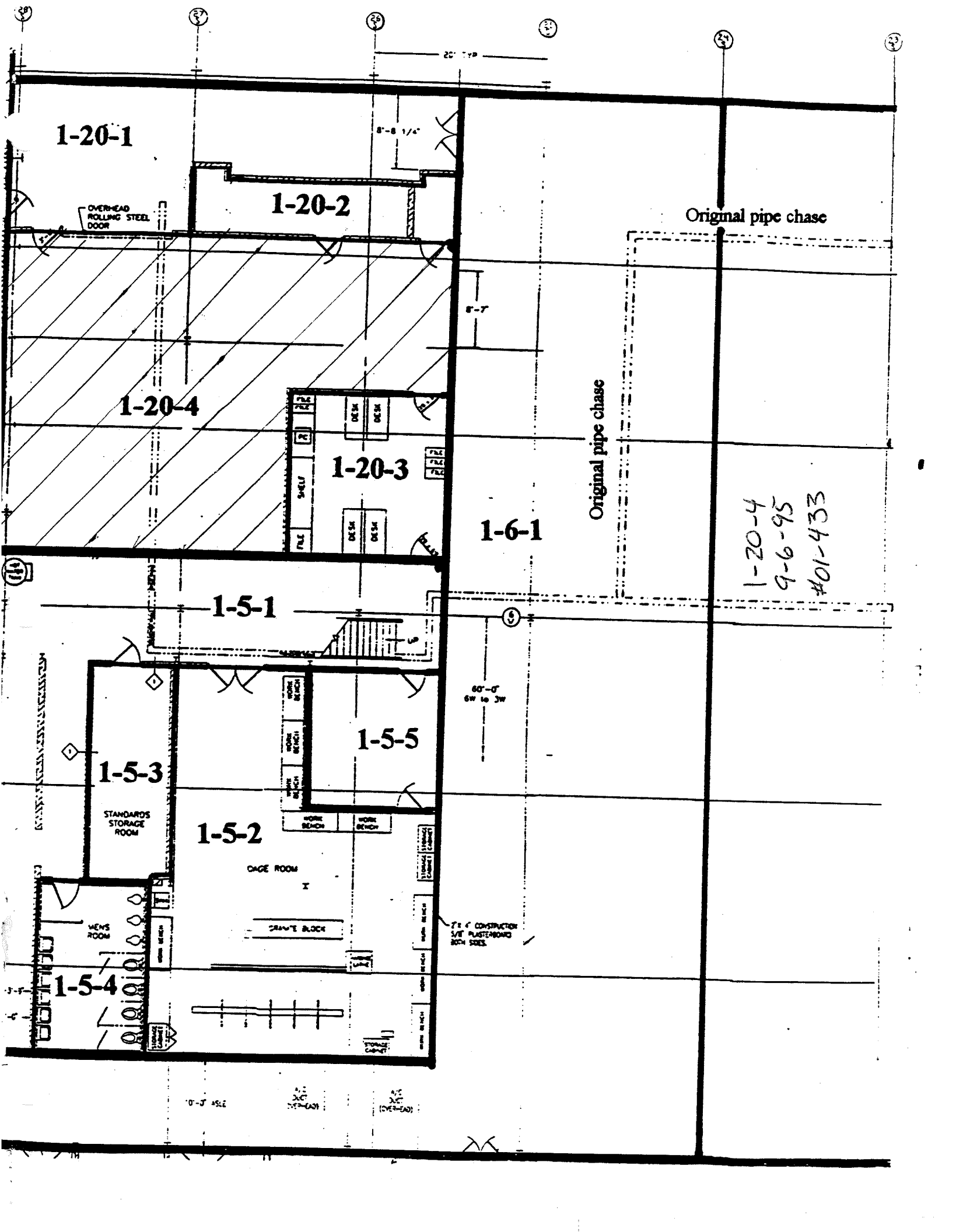
CRANE BLOCK

1-5-4

10'-0" ASLE

2'0" X 2'0" (OVER-DOOR)

2'0" X 2'0" (OVER-DOOR)



# Blairsville Point Survey Form #003

Survey Serial #:	01-434
Survey Section:	1
Survey Unit:	5
Survey Sub-unit:	1

Alpha Survey Instruments				
Inst. S/N	Inst. Code	Eff. %	Corr. Fac.	Bkg. CPM
1588	8	21.2	4.72	2


Beta Survey Instruments				
Inst. S/N	Inst. Code	Eff. %	Corr. Fac.	Bkg. CPM
1601	13	34.6	2.89	220

Gamma or Beta/Gamma Instruments			
Inst. S/N	Inst. Code	Bkg.	Detection Type

Classification:	4
Survey Type:	UPPER

Alpha Counting Instruments				
Inst. S/N	Inst. Code	Eff. %	Corr. Fac.	Bkg. CPM
13295	2	33.93	2.95	0.45

Beta Counting Instruments				
Inst. S/N	Inst. Code	Eff. %	Corr. Fac.	Bkg. CPM
13295	3	37.39	2.67	1.96

Surveyor:	V. TAYLOR/J. GEMZA
Signature:	

Surface Description	Coordinates		Gamma at 1m uR/hr	Gamma Inst. Code	Beta/Gamma Contact mR/hr	Beta/Gamma Code	Contact Gross 1 min. Count Alpha	Alpha Inst. Code	Contact Gross 1 min. Count Beta	Beta Inst. Code	Scan Contact Gross CPM		Removable DPM/100 cm2 Alpha	Alpha Count Code	Removable DPM/100 cm2 Beta	Beta Count Code	Comments
	X	Y									Max Beta	Avg Beta					
SOUTH WALL	10	4	N/A	N/A	N/A	N/A	3	8	232	13	323	200	1.34	2	-3.21	3	METAL
SOUTH WALL	11.5	6	N/A	N/A	N/A	N/A	4	8	206	13	332	190	-1.61	2	3.48	3	METAL
1" BEAM	12	3.5	N/A	N/A	N/A	N/A	3	8	485	13	323	200	-0.13	2	-3.21	3	

**LB5100-W Low Background Counting System – Smear Analysis**

Date: 9/20/95  
 Counting Unit id: 1  
 Data file name: C:\LBXL\UNIT1\B01-434.XLD  
 Batch Ended: 9/20/95 14:02  
 Crosstalk Correction: Not Applied

Alpha activity action level (DPM): 20.00  
 Beta activity action level (DPM): 200.00  
 Certainty level for MDA and flags: 95.00%  
 High Voltage Setting: 1440

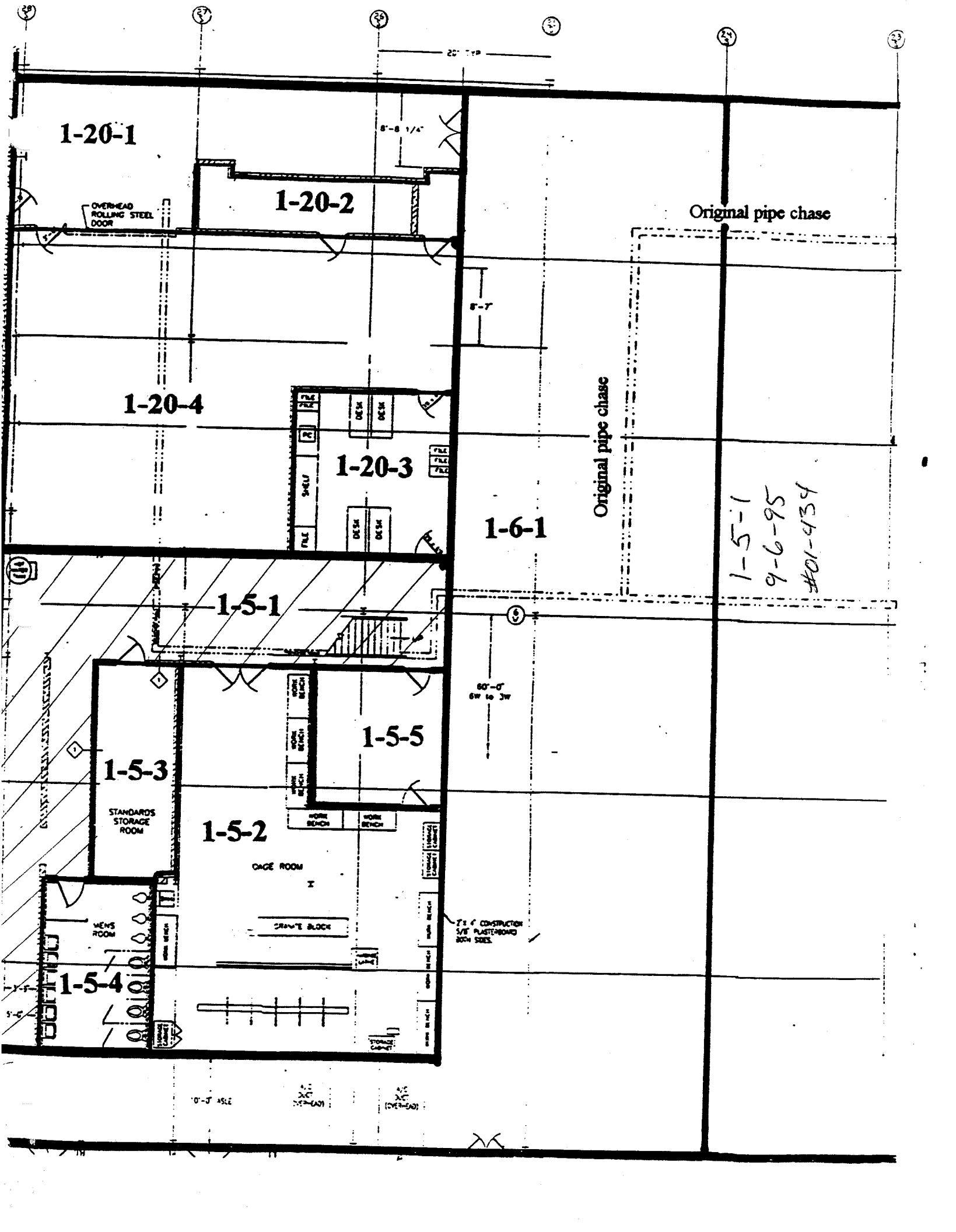
Application Revision: 3  
 Application Version: Standard

Batch ID: BLAIRSVILLE 1-5-1

Carrier	Alpha Activity				Beta Activity			
	DPM	$\sigma$	flags	MDA	DPM	$\sigma$	flags	MDA
1	1.343	2.09	<MDA	9.09	-3.21	1.91	<MDA	12.89
2	-1.609	1.48	<MDA	9.09	3.48	3.55	<MDA	12.89
3	-0.133	1.48	<MDA	9.09	-3.21	1.91	<MDA	12.89

Alpha efficiency log file: th230ab Alpha Efficiency: 33.88% Alpha to Beta Crosstalk: 24.53% Alpha Background (CPM): 0.545 Alpha Correction Factor: 1.000			
Beta efficiency log file: tc99ab Beta Efficiency: 37.39% Beta into Alpha Crosstalk: 0.13% Beta Background (CPM): 2.2 Beta Correction Factor: 1.000			
Count time (min)	Alpha CPM	Beta CPM	Completion Date - Time
2.00	0.455	-1.20	9/20/95 13:58
2.00	-0.545	1.30	9/20/95 14:00
2.00	-0.045	-1.20	9/20/95 14:02





# Blairsville Point Survey Form #003

Survey Serial #:	01-435
------------------	--------

Survey Section:	1
Survey Unit:	40A
Survey Sub-unit:	5

Classification:	4
Survey Type:	UPPER

Survey Date:	9/6/95
Count Date:	9/20/95

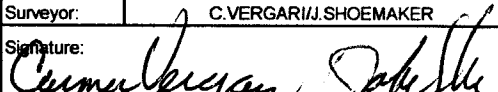
Alpha Survey Instruments				
Inst. S/N	Inst. Code	Eff. %	Corr. Fac.	Bkg. CPM
1510	6	21.3	4.69	1

Alpha Counting Instruments				
Inst. S/N	Inst. Code	Eff. %	Corr. Fac.	Bkg. CPM
13295	2	33.93	2.95	0.45

Beta Survey Instruments				
Inst. S/N	Inst. Code	Eff. %	Corr. Fac.	Bkg. CPM
1593	11	36.2	2.76	256

Beta Counting Instruments				
Inst. S/N	Inst. Code	Eff. %	Corr. Fac.	Bkg. CPM
13295	3	37.39	2.67	1.96

Gamma or Beta/Gamma Instruments			
Inst. S/N	Inst. Code	Bkg.	Detection Type

Surveyor:	C. VERGARI/J. SHOEMAKER
Signature:	

Surface Description	Coordinates		Gamma at 1m uR/hr	Gamma Inst. Code	Beta/Gamma Contact mR/hr	Beta/Gamma Code	Contact Gross 1 min. Count Alpha	Alpha Inst. Code	Contact Gross 1 min. Count Beta	Beta Inst. Code	Scan Contact Gross CPM		Removable DPM/100 cm2 Alpha	Alpha Count Code	Removable DPM/100 cm2 Beta	Beta Count Code	Comments
	X	Y									Max Beta	Avg Beta					
	CEILING	0.5									-0.5	N/A					
CEILING	1.5	-0.5	N/A	N/A	N/A	N/A	3	6	278	11	303	290	-0.13	2	-3.21	3	PAINTED METAL
CEILING	2.5	-0.5	N/A	N/A	N/A	N/A	1	6	291	11	299	280	-1.61	2	2.14	3	PAINTED METAL
CEILING	0.5	-1.5	N/A	N/A	N/A	N/A	0	6	267	11	298	270	-1.61	2	-3.21	3	PAINTED METAL
CEILING	1.5	-1.5	N/A	N/A	N/A	N/A	2	6	293	11	301	290	-1.61	2	-3.21	3	PAINTED METAL
CEILING	2.5	-1.5	N/A	N/A	N/A	N/A	3	6	286	11	313	290	-0.13	2	-1.87	3	PAINTED METAL
CEILING	0.5	-2.5	N/A	N/A	N/A	N/A	2	6	289	11	330	260	-1.61	2	-3.21	3	PAINTED METAL
CEILING	1.5	-2.5	N/A	N/A	N/A	N/A	1	6	301	11	425	300	-1.61	2	-3.21	3	PAINTED METAL
CEILING	2.5	-2.5	N/A	N/A	N/A	N/A	0	6	269	11	325	290	-1.61	2	-3.21	3	PAINTED METAL

**LB5100-W Low Background Counting System -- Smear Analysis**

Date: 9/20/95  
 Counting Unit id: 1  
 Data file name: C:\LBXL\UNIT1\B01-435.XLD  
 Batch Ended: 9/20/95 14:22  
 Crosstalk Correction: Not Applied

Alpha activity action level (DPM): 20.00  
 Beta activity action level (DPM): 200.00  
 Certainty level for MDA and flags: 95.00%  
 High Voltage Setting: 1440

Application Revision: 3  
 Application Version: Standard

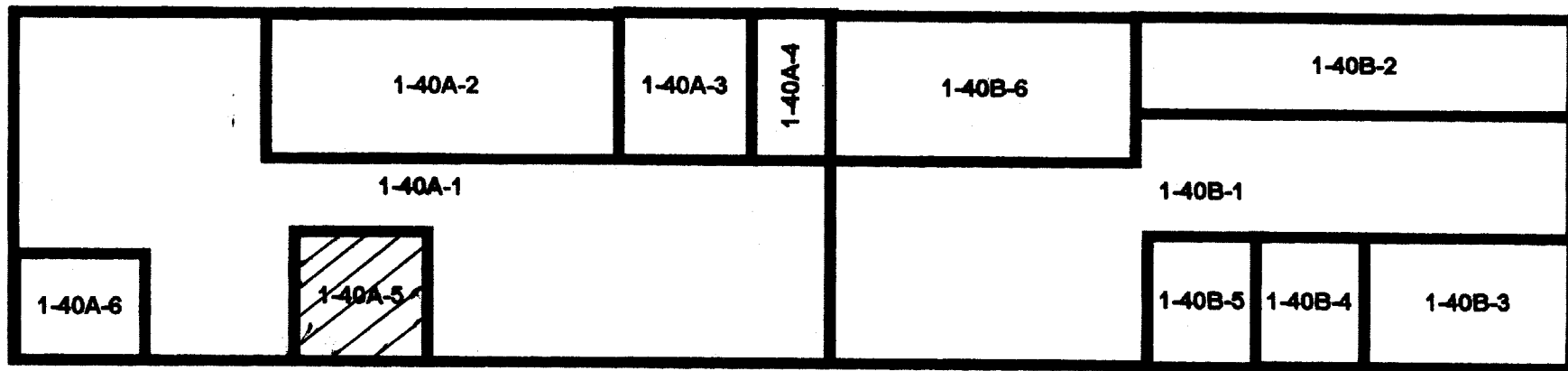
Batch ID: BLAIRSVILLE 1-40A-5

Carrier	Alpha Activity				Beta Activity				Count time (min)	Alpha CPM	Beta CPM	Completion Date - Time
	DPM	$\sigma$	flags	MDA	DPM	$\sigma$	flags	MDA				
4	-1.609	1.48	<MDA	9.09	-3.21	1.91	<MDA	12.89	2.00	-0.545	-1.20	9/20/95 14:05
5	-0.133	1.48	<MDA	9.09	-3.21	1.91	<MDA	12.89	2.00	-0.045	-1.20	9/20/95 14:07
6	-1.609	1.48	<MDA	9.09	2.14	3.29	<MDA	12.89	2.00	-0.545	0.80	9/20/95 14:09
7	-1.609	1.48	<MDA	9.09	-3.21	1.91	<MDA	12.89	2.00	-0.545	-1.20	9/20/95 14:11
8	-1.609	1.48	<MDA	9.09	-3.21	1.91	<MDA	12.89	2.00	-0.545	-1.20	9/20/95 14:13
9	-0.133	1.48	<MDA	9.09	-1.87	2.33	<MDA	12.89	2.00	-0.045	-0.70	9/20/95 14:16
17	-1.609	1.48	<MDA	9.09	-3.21	1.91	<MDA	12.89	2.00	-0.545	-1.20	9/20/95 14:18
18	-1.609	1.48	<MDA	9.09	-3.21	1.91	<MDA	12.89	2.00	-0.545	-1.20	9/20/95 14:20
19	-1.609	1.48	<MDA	9.09	-3.21	1.91	<MDA	12.89	2.00	-0.545	-1.20	9/20/95 14:22

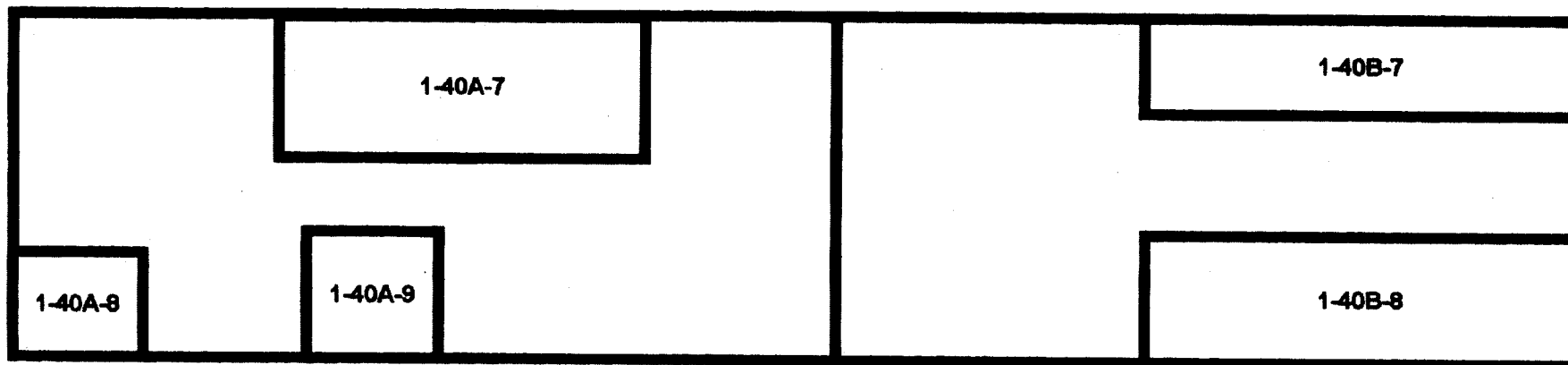
Alpha efficiency log file: th230ab  
 Alpha Efficiency: 33.88%  
 Alpha to Beta Crosstalk: 24.53%  
 Alpha Background (CPM): 0.545  
 Alpha Correction Factor: 1.000

Beta efficiency log file: tc99ab  
 Beta Efficiency: 37.39%  
 Beta into Alpha Crosstalk: 0.13%  
 Beta Background (CPM): 2.2  
 Beta Correction Factor: 1.000

# UNIT 1-40A & B (Main Floor)



# UNIT 1-40A & B (Second Floor Surfaces)



9-6-95  
1-40A-5  
# 11-435

# Blairsville Point Survey Form #003

Survey Serial #:	01-436
------------------	--------

Survey Section:	1
-----------------	---

Survey Unit:	20
--------------	----

Survey Sub-unit:	4
------------------	---

Classification:	5
-----------------	---

Survey Type:	UPPER
--------------	-------

Survey Date:	9/7/95
--------------	--------

Count Date:	9/21/95
-------------	---------


Alpha Survey Instruments				
Inst. S/N	Inst. Code	Eff. %	Corr. Fac.	Bkg. CPM
1588	8	21.2	4.72	1

Beta Survey Instruments				
Inst. S/N	Inst. Code	Eff. %	Corr. Fac.	Bkg. CPM
1601	13	34.6	2.89	319

Gamma or Beta/Gamma Instruments			
Inst. S/N	Inst. Code	Bkg.	Detection Type

Alpha Counting Instruments				
Inst. S/N	Inst. Code	Eff. %	Corr. Fac.	Bkg. CPM
13295	2	33.93	2.95	0.45

Beta Counting Instruments				
Inst. S/N	Inst. Code	Eff. %	Corr. Fac.	Bkg. CPM
13295	3	37.39	2.67	1.96

Surveyor:	N. TAYLOR/J. GEMZA
Signature:	

Surface Description	Coordinates		Gamma at 1m uR/hr	Gamma Inst. Code	Beta/Gamma Contact mR/hr	Beta/Gamma Code	Contact Gross 1 min. Count Alpha	Alpha Inst. Code	Contact Gross 1 min. Count Beta	Beta Inst. Code	Scan Contact Gross CPM		Removable DPM/100 cm2 Alpha	Alpha Count	Removable DPM/100 cm2 Beta	Beta Count	Comments
	X	Y									Max Beta	Avg Beta					
	CONCRETE/METL	5									-7	N/A					
CONCRETE/METL	6	-7	N/A	N/A	N/A	N/A	3	8	263	13	324	250	-1.61	2	0.80	3	POST REMEDIATION
CONCRETE/METL	7	-7	N/A	N/A	N/A	N/A	1	8	249	13	1960	250	1.34	2	-0.53	3	POST REMEDIATION
CONCRETE/METL	8	-7	N/A	N/A	N/A	N/A	3	8	211	13	2130	300	-1.61	2	-3.21	3	POST REMEDIATION
CONCRETE/METL	9	-7	N/A	N/A	N/A	N/A	1	8	305	13	1400	300	-0.13	2	-1.87	3	POST REMEDIATION
CONCRETE/METL	10	-7	N/A	N/A	N/A	N/A	1	8	274	13	360	200	2.82	2	-3.21	3	POST REMEDIATION
CONCRETE/METL	11	-7	N/A	N/A	N/A	N/A	2	8	216	13	615	250	-1.61	2	-3.21	3	POST REMEDIATION
CONCRETE/METL	5	-8	N/A	N/A	N/A	N/A	1	8	273	13	824	400	-0.13	2	-4.55	3	PEAK IN VENT AREA
CONCRETE/METL	6	-8	N/A	N/A	N/A	N/A	1	8	234	13	335	280	-0.13	2	-3.21	3	POST REMEDIATION
CONCRETE/METL	7	-8	N/A	N/A	N/A	N/A	1	8	241	13	1090	300	1.34	2	-3.21	3	POST REMEDIATION
CONCRETE/METL	8	-8	N/A	N/A	N/A	N/A	0	8	237	13	373	190	2.82	2	-0.53	3	POST REMEDIATION
CONCRETE/METL	9	-8	N/A	N/A	N/A	N/A	1	8	213	13	1690	300	-1.61	2	-5.88	3	POST REMEDIATION
CONCRETE/METL	10	-8	N/A	N/A	N/A	N/A	1	8	201	13	281	200	-1.61	2	-4.55	3	POST REMEDIATION
CONCRETE/METL	11	-8	N/A	N/A	N/A	N/A	1	8	202	13	1060	300	-1.61	2	2.14	3	POST REMEDIATION
CONCRETE/METL	5	-9	N/A	N/A	N/A	N/A	0	8	191	13	631	250	-1.61	2	-4.55	3	POST REMEDIATION
CONCRETE/METL	6	-9	N/A	N/A	N/A	N/A	2	8	207	13	1290	310	2.82	2	-0.53	3	POST REMEDIATION
CONCRETE/METL	7	-9	N/A	N/A	N/A	N/A	2	8	212	13	480	280	-1.61	2	0.80	3	POST REMEDIATION
CONCRETE/METL	8	-9	N/A	N/A	N/A	N/A	1	8	213	13	2180	500	-1.61	2	-1.87	3	POST REMEDIATION
CONCRETE/METL	9	-9	N/A	N/A	N/A	N/A	2	8	210	13	341	220	-0.13	2	-0.53	3	POST REMEDIATION
CONCRETE/METL	10	-9	N/A	N/A	N/A	N/A	2	8	216	13	436	360	1.34	2	0.80	3	POST REMEDIATION
CONCRETE/METL	11	-9	N/A	N/A	N/A	N/A	1	8	199	13	602	300	-1.61	2	-1.87	3	POST REMEDIATION
CONCRETE/METL	5	-10	N/A	N/A	N/A	N/A	2	8	166	13	308	250	-1.61	2	-3.21	3	POST REMEDIATION
CONCRETE/METL	6	-10	N/A	N/A	N/A	N/A	3	8	170	13	352	250	-1.61	2	-0.53	3	POST REMEDIATION

# Blairsville Point Survey Form #003

Survey Serial #:	01-436
Survey Section:	1
Survey Unit:	20
Survey Sub-unit:	4

Alpha Survey Instruments				
Inst. S/N	Inst. Code	Eff. %	Corr. Fac.	Bkg. CPM
1588	8	21.2	4.72	1


Beta Survey Instruments				
Inst. S/N	Inst. Code	Eff. %	Corr. Fac.	Bkg. CPM
1601	13	34.6	2.89	319

Gamma or Beta/Gamma Instruments			
Inst. S/N	Inst. Code	Bkg.	Detection Type

Classification:	5
Survey Type:	UPPER
Survey Date:	9/7/95
Count Date:	9/21/95

Alpha Counting Instruments				
Inst. S/N	Inst. Code	Eff. %	Corr. Fac.	Bkg. CPM
13295	2	33.93	2.95	0.45

Beta Counting Instruments				
Inst. S/N	Inst. Code	Eff. %	Corr. Fac.	Bkg. CPM
13295	3	37.39	2.67	1.96

Surveyor:	V.TAYLOR/J.GEMZA
Signature:	

Surface Description	Coordinates		Gamma at 1m uR/hr	Gamma Inst. Code	Beta/Gamma Contact mR/hr	Beta/Gamma Code	Contact Gross 1 min. Count Alpha	Alpha Inst. Code	Contact Gross 1 min. Count Beta	Beta Inst. Code	Scan Contact Gross CPM		Removable DPM/100 cm2 Alpha	Alpha Count Code	Removable DPM/100 cm2 Beta	Beta Count Code	Comments
	X	Y									Max Beta	Avg Beta					
	CONCRETE/METL	7									-10	N/A					
CONCRETE/METL	8	-10	N/A	N/A	N/A	N/A	3	8	205	13	356	220	-1.61	2	-3.21	3	POST REMEDIATION
CONCRETE/METL	9	-10	N/A	N/A	N/A	N/A	4	8	173	13	312	210	-1.61	2	-1.87	3	POST REMEDIATION
CONCRETE/METL	10	-10	N/A	N/A	N/A	N/A	0	8	175	13	364	240	-0.13	2	-3.21	3	POST REMEDIATION
CONCRETE/METL	11	-10	N/A	N/A	N/A	N/A	2	8	179	13	328	200	4.29	2	-4.55	3	POST REMEDIATION
1" BEAM	11	-8	N/A	N/A	N/A	N/A	N/A	N/A	N/A	13	278	200	-1.61	2	-4.55	3	REWORK
1" BEAM	9	-7	N/A	N/A	N/A	N/A	N/A	N/A	N/A	13	527	250	-0.13	2	0.80	3	REWORK
1" BEAM	9	-8	N/A	N/A	N/A	N/A	N/A	N/A	N/A	13	476	230	-1.61	2	-3.21	3	REWORK
1" BEAM	8	-7	N/A	N/A	N/A	N/A	N/A	N/A	N/A	13	346	250	-0.13	2	0.80	3	REWORK
1" BEAM	8	-9	N/A	N/A	N/A	N/A	N/A	N/A	N/A	13	358	200	-1.61	2	-0.53	3	REWORK
1" BEAM	7	-7	N/A	N/A	N/A	N/A	N/A	N/A	N/A	13	387	210	-1.61	2	-1.87	3	REWORK
1" BEAM	7	-8	N/A	N/A	N/A	N/A	N/A	N/A	N/A	13	356	200	-1.61	2	-3.21	3	REWORK
1" BEAM	5	-7	N/A	N/A	N/A	N/A	N/A	N/A	N/A	13	399	230	-1.61	2	-4.55	3	REWORK

**LB5100-W Low Background Counting System – Smear Analysis**

Date: 9/21/95  
 Counting Unit id: 1  
 Data file name: C:\LBXL\UNIT1\B01-436.XLD  
 Batch Ended: 9/21/95 12:25  
 Crosstalk Correction: Not Applied

Alpha activity action level (DPM): 20.00  
 Beta activity action level (DPM): 200.00  
 Certainty level for MDA and flags: 95.00%  
 High Voltage Setting: 1440

Application Revision: 3  
 Application Version: Standard

Batch ID: BLAIRSVILLE 1-20-4

Alpha efficiency log file: th230ab			
Alpha Efficiency: 33.88%			
Alpha to Beta Crosstalk: 24.53%			
Alpha Background (CPM): 0.545			
Alpha Correction Factor: 1.000			
Beta efficiency log file: tc99ab			
Beta Efficiency: 37.39%			
Beta into Alpha Crosstalk: 0.13%			
Beta Background (CPM): 2.2			
Beta Correction Factor: 1.000			
Count time (min)	Alpha CPM	Beta CPM	Completion Date - Time
2.00	-0.545	-0.70	9/21/95 11:06
2.00	-0.545	0.30	9/21/95 11:08
2.00	0.455	-0.20	9/21/95 11:10
2.00	-0.545	-1.20	9/21/95 11:13
2.00	-0.045	-0.70	9/21/95 11:15
2.00	0.955	-1.20	9/21/95 11:17
2.00	-0.545	-1.20	9/21/95 11:19
2.00	-0.045	-1.70	9/21/95 11:21
2.00	-0.045	-1.20	9/21/95 11:24
2.00	0.455	-1.20	9/21/95 11:26
2.00	0.955	-0.20	9/21/95 11:28
2.00	-0.545	-2.20	9/21/95 11:30
2.00	-0.545	-1.70	9/21/95 11:32
2.00	-0.545	0.80	9/21/95 11:35
2.00	-0.545	-1.70	9/21/95 11:37
2.00	0.955	-0.20	9/21/95 11:39
2.00	-0.545	0.30	9/21/95 11:41
2.00	-0.545	-0.70	9/21/95 11:43
2.00	-0.045	-0.20	9/21/95 11:46
2.00	0.455	0.30	9/21/95 11:48
2.00	-0.545	-0.70	9/21/95 11:50
2.00	-0.545	-1.20	9/21/95 11:52
2.00	-0.545	-0.20	9/21/95 11:54
2.00	-0.545	-1.20	9/21/95 11:57

Carrier	Alpha Activity				Beta Activity			
	DPM	$\sigma$	flags	MDA	DPM	$\sigma$	flags	MDA
96	-1.609	1.48	<MDA	9.09	-1.87	2.33	<MDA	12.89
97	-1.609	1.48	<MDA	9.09	0.80	3.00	<MDA	12.89
98	1.343	2.09	<MDA	9.09	-0.53	2.69	<MDA	12.89
99	-1.609	1.48	<MDA	9.09	-3.21	1.91	<MDA	12.89
100	-0.133	1.48	<MDA	9.09	-1.87	2.33	<MDA	12.89
1	2.819	2.56	<AL	9.09	-3.21	1.91	<MDA	12.89
2	-1.609	1.48	<MDA	9.09	-3.21	1.91	<MDA	12.89
3	-0.133	1.48	<MDA	9.09	-4.55	1.37	<MDA	12.89
4	-0.133	1.48	<MDA	9.09	-3.21	1.91	<MDA	12.89
5	1.343	2.09	<MDA	9.09	-3.21	1.91	<MDA	12.89
6	2.819	2.56	<AL	9.09	-0.53	2.69	<MDA	12.89
7	-1.609	1.48	<MDA	9.09	-5.88	1.37	<MDA	12.89
9	-1.609	1.48	<MDA	9.09	-4.55	1.37	<MDA	12.89
8	-1.609	1.48	<MDA	9.09	2.14	3.29	<MDA	12.89
10	-1.609	1.48	<MDA	9.09	-4.55	1.37	<MDA	12.89
11	2.819	2.56	<AL	9.09	-0.53	2.69	<MDA	12.89
12	-1.609	1.48	<MDA	9.09	0.80	3.00	<MDA	12.89
13	-1.609	1.48	<MDA	9.09	-1.87	2.33	<MDA	12.89
14	-0.133	1.48	<MDA	9.09	-0.53	2.69	<MDA	12.89
15	1.343	2.09	<MDA	9.09	0.80	3.00	<MDA	12.89
16	-1.609	1.48	<MDA	9.09	-1.87	2.33	<MDA	12.89
17	-1.609	1.48	<MDA	9.09	-3.21	1.91	<MDA	12.89
18	-1.609	1.48	<MDA	9.09	-0.53	2.69	<MDA	12.89
19	-1.609	1.48	<MDA	9.09	-3.21	1.91	<MDA	12.89

**LB5100-W Low Background Counting System -- Smear Analysis**

Date: 9/21/95  
 Counting Unit id: 1  
 Data file name: C:\LBXL\UNIT1\B01-436.XLD  
 Batch Ended: 9/21/95 12:25  
 Crosstalk Correction: Not Applied

Alpha activity action level (DPM): 20.00  
 Beta activity action level (DPM): 200.00  
 Certainty level for MDA and flags: 95.00%  
 High Voltage Setting: 1440

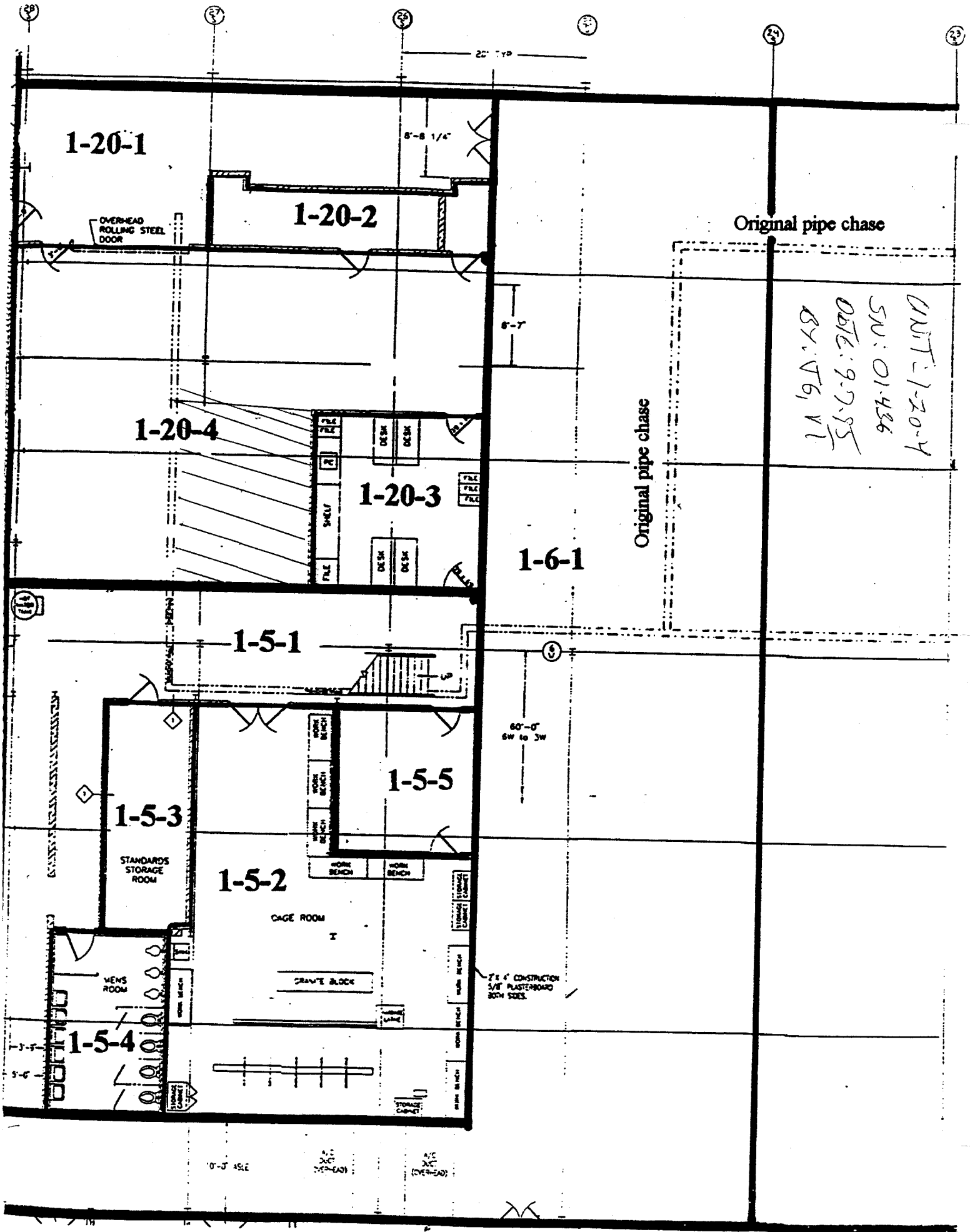
Application Revision: 3  
 Application Version: Standard

Batch ID: BLAIRSVILLE 1-20-4

Carrier	Alpha Activity				Beta Activity				Count time (min)	Alpha CPM	Beta CPM	Completion Date - Time
	DPM	$\sigma$	flags	MDA	DPM	$\sigma$	flags	MDA				
20	-1.609	1.48	<MDA	9.09	-3.21	1.91	<MDA	12.89	2.00	-0.545	-1.20	9/21/95 11:59
21	-1.609	1.48	<MDA	9.09	-1.87	2.33	<MDA	12.89	2.00	-0.545	-0.70	9/21/95 12:01
22	-0.133	1.48	<MDA	9.09	-3.21	1.91	<MDA	12.89	2.00	-0.045	-1.20	9/21/95 12:03
23	4.295	2.96	<AL	9.09	-4.55	1.37	<MDA	12.89	2.00	1.455	-1.70	9/21/95 12:05
24	-1.609	1.48	<MDA	9.09	-4.55	1.37	<MDA	12.89	2.00	-0.545	-1.70	9/21/95 12:08
25	-0.133	1.48	<MDA	9.09	0.80	3.00	<MDA	12.89	2.00	-0.045	0.30	9/21/95 12:10
26	-1.609	1.48	<MDA	9.09	-3.21	1.91	<MDA	12.89	2.00	-0.545	-1.20	9/21/95 12:12
27	-0.133	1.48	<MDA	9.09	0.80	3.00	<MDA	12.89	2.00	-0.045	0.30	9/21/95 12:14
28	-1.609	1.48	<MDA	9.09	-0.53	2.69	<MDA	12.89	2.00	-0.545	-0.20	9/21/95 12:17
29	-1.609	1.48	<MDA	9.09	-1.87	2.33	<MDA	12.89	2.00	-0.545	-0.70	9/21/95 12:19
30	-1.609	1.48	<MDA	9.09	-3.21	1.91	<MDA	12.89	2.00	-0.545	-1.20	9/21/95 12:21
31	-1.609	1.48	<MDA	9.09	-4.55	1.37	<MDA	12.89	2.00	-0.545	-1.70	9/21/95 12:23
32	-1.609	1.48	<MDA	9.09	-3.21	1.91	<MDA	12.89	2.00	-0.545	-1.20	9/21/95 12:25

Alpha efficiency log file: th230ab Alpha Efficiency: 33.88% Alpha to Beta Crosstalk: 24.53% Alpha Background (CPM): 0.545 Alpha Correction Factor: 1.000
Beta efficiency log file: tc99ab Beta Efficiency: 37.39% Beta into Alpha Crosstalk: 0.13% Beta Background (CPM): 2.2 Beta Correction Factor: 1.000





# Blairsville Point Survey Form #003

Survey Serial #:	01-437
Survey Section:	1
Survey Unit:	5
Survey Sub-unit:	1

Alpha Survey Instruments				
Inst. S/N	Inst. Code	Eff. %	Corr. Fac.	Bkg. CPM
1588	8	21.2	4.72	0


Beta Survey Instruments				
Inst. S/N	Inst. Code	Eff. %	Corr. Fac.	Bkg. CPM
1601	13	34.6	2.89	283

Gamma or Beta/Gamma Instruments			
Inst. S/N	Inst. Code	Bkg.	Detection Type

Classification:	5
Survey Type:	UPPER

Alpha Counting Instruments				
Inst. S/N	Inst. Code	Eff. %	Corr. Fac.	Bkg. CPM
13295	2	33.93	2.95	0.45

Beta Counting Instruments				
Inst. S/N	Inst. Code	Eff. %	Corr. Fac.	Bkg. CPM
13295	3	37.39	2.67	1.96

Surveyor:	V.TAYLOR/J.GEMZA
Signature:	

Surface Description	Coordinates		Gamma at 1m uR/hr	Gamma Inst. Code	Beta/Gamma Contact mR/hr	Beta/Gamma Code	Contact Gross 1 min. Count Alpha	Alpha Inst. Code	Contact Gross 1 min. Count Beta	Beta Inst. Code	Scan Contact Gross CPM		Removable DPM/100 cm2 Alpha	Alpha Count Code	Removable DPM/100 cm2 Beta	Beta Count Code	Comments
											Max Beta	Avg Beta					
	X	Y															
METAL	1	-1	N/A	N/A	N/A	N/A	1	8	223	13	1880	670	-0.13	2	-0.53	3	POST REMEDIATION
METAL	2	-1	N/A	N/A	N/A	N/A	2	8	204	13	1680	750	-1.61	2	3.48	3	POST REMEDIATION
METAL	3	-1	N/A	N/A	N/A	N/A	0	8	225	13	748	210	-1.61	2	-0.53	3	POST REMEDIATION
METAL	1	-2	N/A	N/A	N/A	N/A	2	8	228	13	674	450	-0.13	2	0.80	3	POST REMEDIATION
METAL	1	-3	N/A	N/A	N/A	N/A	2	8	217	13	1070	234	1.34	2	-1.87	3	POST REMEDIATION
METAL	1	-4	N/A	N/A	N/A	N/A	2	8	228	13	1084	210	-0.13	2	-4.55	3	POST REMEDIATION
METAL	2	-4	N/A	N/A	N/A	N/A	2	8	222	13	336	210	-0.13	2	-3.21	3	POST REMEDIATION
METAL	3	-4	N/A	N/A	N/A	N/A	2	8	243	13	341	190	1.34	2	-4.55	3	POST REMEDIATION
METAL	1	-5	N/A	N/A	N/A	N/A	1	8	226	13	432	240	-0.13	2	-0.53	3	POST REMEDIATION
METAL	2	-5	N/A	N/A	N/A	N/A	2	8	218	13	334	200	-1.61	2	-0.53	3	POST REMEDIATION
METAL	3	-5	N/A	N/A	N/A	N/A	2	8	234	13	254	210	-1.61	2	7.49	3	POST REMEDIATION
METAL	1	-6	N/A	N/A	N/A	N/A	2	8	207	13	407	220	2.82	2	2.14	3	POST REMEDIATION
METAL	2	-6	N/A	N/A	N/A	N/A	0	8	214	13	1030	220	-0.13	2	-0.53	3	POST REMEDIATION
METAL	3	-6	N/A	N/A	N/A	N/A	2	8	196	13	1140	230	-1.61	2	-1.87	3	POST REMEDIATION
METAL	1	-7	N/A	N/A	N/A	N/A	1	8	220	13	693	240	1.34	2	-3.21	3	POST REMEDIATION
METAL	2	-7	N/A	N/A	N/A	N/A	2	8	215	13	466	260	-1.61	2	6.15	3	POST REMEDIATION
METAL	3	-7	N/A	N/A	N/A	N/A	1	8	210	13	1860	340	-1.61	2	4.81	3	POST REMEDIATION
METAL	1	-8	N/A	N/A	N/A	N/A	1	8	199	13	858	230	-1.61	2	2.14	3	POST REMEDIATION
METAL	2	-8	N/A	N/A	N/A	N/A	1	8	240	13	433	360	-1.61	2	2.14	3	POST REMEDIATION
METAL	3	-8	N/A	N/A	N/A	N/A	1	8	220	13	2650	620	-1.61	2	3.48	3	POST REMEDIATION
METAL	1	-9	N/A	N/A	N/A	N/A	2	8	197	13	658	210	1.34	2	-4.55	3	POST REMEDIATION
METAL	2	-9	N/A	N/A	N/A	N/A	1	8	217	13	273	190	-1.61	2	-3.21	3	POST REMEDIATION
METAL	3	-9	N/A	N/A	N/A	N/A	1	8	208	13	368	230	-1.61	2	0.80	3	POST REMEDIATION

# Blairsville Point Survey Form #003

Survey Serial #:	01-437
Survey Section:	1
Survey Unit:	5
Survey Sub-unit:	1

Alpha Survey Instruments				
Inst. S/N	Inst. Code	Eff. %	Corr. Fac.	Bkg. CPM
1588	8	21.2	4.72	0


Beta Survey Instruments				
Inst. S/N	Inst. Code	Eff. %	Corr. Fac.	Bkg. CPM
1601	13	34.6	2.89	283

Gamma or Beta/Gamma Instruments			
Inst. S/N	Inst. Code	Bkg.	Detection Type

Classification:	5
Survey Type:	UPPER
Survey Date:	9/11/95
Count Date:	9/21/95

Alpha Counting Instruments				
Inst. S/N	Inst. Code	Eff. %	Corr. Fac.	Bkg. CPM
13295	2	33.93	2.95	0.45

Beta Counting Instruments				
Inst. S/N	Inst. Code	Eff. %	Corr. Fac.	Bkg. CPM
13295	3	37.39	2.67	1.96

Surveyor:	V.TAYLOR/J.GEMZA
Signature:	

Surface Description	Coordinates		Gamma at 1m uR/hr	Gamma Inst. Code	Beta/Gamma Contact mR/hr	Beta/Gamma Code	Contact Gross 1 min. Count Alpha	Alpha Inst. Code	Contact Gross 1 min. Count Beta	Beta Inst. Code	Scan Contact Gross CPM		Removable DPM/100 cm2 Alpha	Alpha Count Code	Removable DPM/100 cm2 Beta	Beta Count Code	Comments
	X	Y									Max Beta	Avg Beta					
	METAL	1									-10	N/A					
METAL	2	-10	N/A	N/A	N/A	N/A	2	8	200	13	303	200	2.82	2	-1.87	3	POST REMEDIATION
METAL	3	-10	N/A	N/A	N/A	N/A	4	8	217	13	365	220	-1.61	2	-3.21	3	POST REMEDIATION
METAL	4	-13	N/A	N/A	N/A	N/A	0	8	237	13	566	220	-0.13	2	3.48	3	POST REMEDIATION
METAL	5	-13	N/A	N/A	N/A	N/A	2	8	245	13	1010	260	-1.61	2	-0.53	3	POST REMEDIATION
METAL	6	-13	N/A	N/A	N/A	N/A	3	8	247	13	468	200	-0.13	2	-5.88	3	POST REMEDIATION
METAL	7	-13	N/A	N/A	N/A	N/A	0	8	222	13	240	200	-0.13	2	-3.21	3	POST REMEDIATION
METAL	3	-8	N/A	N/A	N/A	N/A	N/A	N/A	N/A	13	843	340	1.34	2	2.14	3	REWORK
"I" BEAM	3	-7	N/A	N/A	N/A	N/A	N/A	N/A	N/A	13	403	310	-1.61	2	-3.21	3	REWORK
"I" BEAM	2	-6	N/A	N/A	N/A	N/A	N/A	N/A	N/A	13	880	580	-0.13	2	-1.87	3	REWORK
"I" BEAM	3	-6	N/A	N/A	N/A	N/A	N/A	N/A	N/A	13	439	350	1.34	2	-0.53	3	REWORK
"I" BEAM	1	-1	N/A	N/A	N/A	N/A	N/A	N/A	N/A	13	496	300	-0.13	2	-1.87	3	REWORK
"I" BEAM	2	-1	N/A	N/A	N/A	N/A	N/A	N/A	N/A	13	1190	570	4.29	2	-3.21	3	REWORK
"I" BEAM	1	-3	N/A	N/A	N/A	N/A	N/A	N/A	N/A	13	948	540	-0.13	2	0.80	3	REWORK
"I" BEAM	1	-4	N/A	N/A	N/A	N/A	N/A	N/A	N/A	13	610	290	-0.13	2	-1.87	3	REWORK
METAL	2	-1	N/A	N/A	N/A	N/A	N/A	N/A	N/A	13	725	360	-1.61	2	-3.21	3	REWORK
METAL	5	-13	N/A	N/A	N/A	N/A	N/A	N/A	N/A	13	662	220	-0.13	2	-1.87	3	REWORK

**LB5100-W Low Background Counting System – Smear Analysis**

Date: 9/21/95  
 Counting Unit id: 1  
 Data file name: C:\LBXL\UNIT1\B01-437.XLD  
 Batch Ended: 9/21/95 13:53  
 Crosstalk Correction: Not Applied

Alpha activity action level (DPM): 20.00  
 Beta activity action level (DPM): 200.00  
 Certainty level for MDA and flags: 95.00%  
 High Voltage Setting: 1440

Application Revision: 3  
 Application Version: Standard

Batch ID: BLAIRSVILLE 1-5-1

Alpha efficiency log file: th230ab Alpha Efficiency: 33.88% Alpha to Beta Crosstalk: 24.53% Alpha Background (CPM): 0.545 Alpha Correction Factor: 1.000			
Beta efficiency log file: tc99ab Beta Efficiency: 37.39% Beta into Alpha Crosstalk: 0.13% Beta Background (CPM): 2.2 Beta Correction Factor: 1.000			
Count time (min)	Alpha CPM	Beta CPM	Completion Date - Time
2.00	-0.045	-0.20	9/21/95 12:27
2.00	-0.545	1.30	9/21/95 12:30
2.00	-0.545	-0.20	9/21/95 12:32
2.00	-0.045	0.30	9/21/95 12:34
2.00	0.455	-0.70	9/21/95 12:36
2.00	-0.045	-1.70	9/21/95 12:38
2.00	-0.045	-1.20	9/21/95 12:41
2.00	0.455	-1.70	9/21/95 12:43
2.00	-0.045	-0.20	9/21/95 12:45
2.00	-0.545	-0.20	9/21/95 12:47
2.00	-0.545	2.80	9/21/95 12:49
2.00	0.955	0.80	9/21/95 12:52
2.00	-0.045	-0.20	9/21/95 12:54
2.00	-0.545	-0.70	9/21/95 12:56
2.00	0.455	-1.20	9/21/95 12:58
2.00	-0.545	2.30	9/21/95 13:00
2.00	-0.545	1.80	9/21/95 13:03
2.00	-0.545	0.80	9/21/95 13:05
2.00	-0.545	0.80	9/21/95 13:07
2.00	-0.545	1.30	9/21/95 13:09
2.00	0.455	-1.70	9/21/95 13:12
2.00	-0.545	-1.20	9/21/95 13:14
2.00	-0.545	0.30	9/21/95 13:16
2.00	-0.545	-0.20	9/21/95 13:18

Carrier	Alpha Activity				Beta Activity			
	DPM	$\sigma$	flags	MDA	DPM	$\sigma$	flags	MDA
33	-0.133	1.48	<MDA	9.09	-0.53	2.69	<MDA	12.89
34	-1.609	1.48	<MDA	9.09	3.48	3.55	<MDA	12.89
35	-1.609	1.48	<MDA	9.09	-0.53	2.69	<MDA	12.89
36	-0.133	1.48	<MDA	9.09	0.80	3.00	<MDA	12.89
37	1.343	2.09	<MDA	9.09	-1.87	2.33	<MDA	12.89
38	-0.133	1.48	<MDA	9.09	-4.55	1.37	<MDA	12.89
39	-0.133	1.48	<MDA	9.09	-3.21	1.91	<MDA	12.89
40	1.343	2.09	<MDA	9.09	-4.55	1.37	<MDA	12.89
41	-0.133	1.48	<MDA	9.09	-0.53	2.69	<MDA	12.89
42	-1.609	1.48	<MDA	9.09	-0.53	2.69	<MDA	12.89
43	-1.609	1.48	<MDA	9.09	7.49	4.24	<AL	12.89
44	2.819	2.56	<AL	9.09	2.14	3.29	<MDA	12.89
45	-0.133	1.48	<MDA	9.09	-0.53	2.69	<MDA	12.89
46	-1.609	1.48	<MDA	9.09	-1.87	2.33	<MDA	12.89
47	1.343	2.09	<MDA	9.09	-3.21	1.91	<MDA	12.89
48	-1.609	1.48	<MDA	9.09	6.15	4.02	<AL	12.89
49	-1.609	1.48	<MDA	9.09	4.81	3.79	<AL	12.89
50	-1.609	1.48	<MDA	9.09	2.14	3.29	<MDA	12.89
51	-1.609	1.48	<MDA	9.09	2.14	3.29	<MDA	12.89
52	-1.609	1.48	<MDA	9.09	3.48	3.55	<MDA	12.89
53	1.343	2.09	<MDA	9.09	-4.55	1.37	<MDA	12.89
54	-1.609	1.48	<MDA	9.09	-3.21	1.91	<MDA	12.89
55	-1.609	1.48	<MDA	9.09	0.80	3.00	<MDA	12.89
56	-1.609	1.48	<MDA	9.09	-0.53	2.69	<MDA	12.89

**LB5100-W Low Background Counting System – Smear Analysis**

Date: 9/21/95  
 Counting Unit id: 1  
 Data file name: C:\LBXL\UNIT1\B01-437.XLD  
 Batch Ended: 9/21/95 13:53  
 Crosstalk Correction: Not Applied

Alpha activity action level (DPM): 20.00  
 Beta activity action level (DPM): 200.00  
 Certainty level for MDA and flags: 95.00%  
 High Voltage Setting: 1440

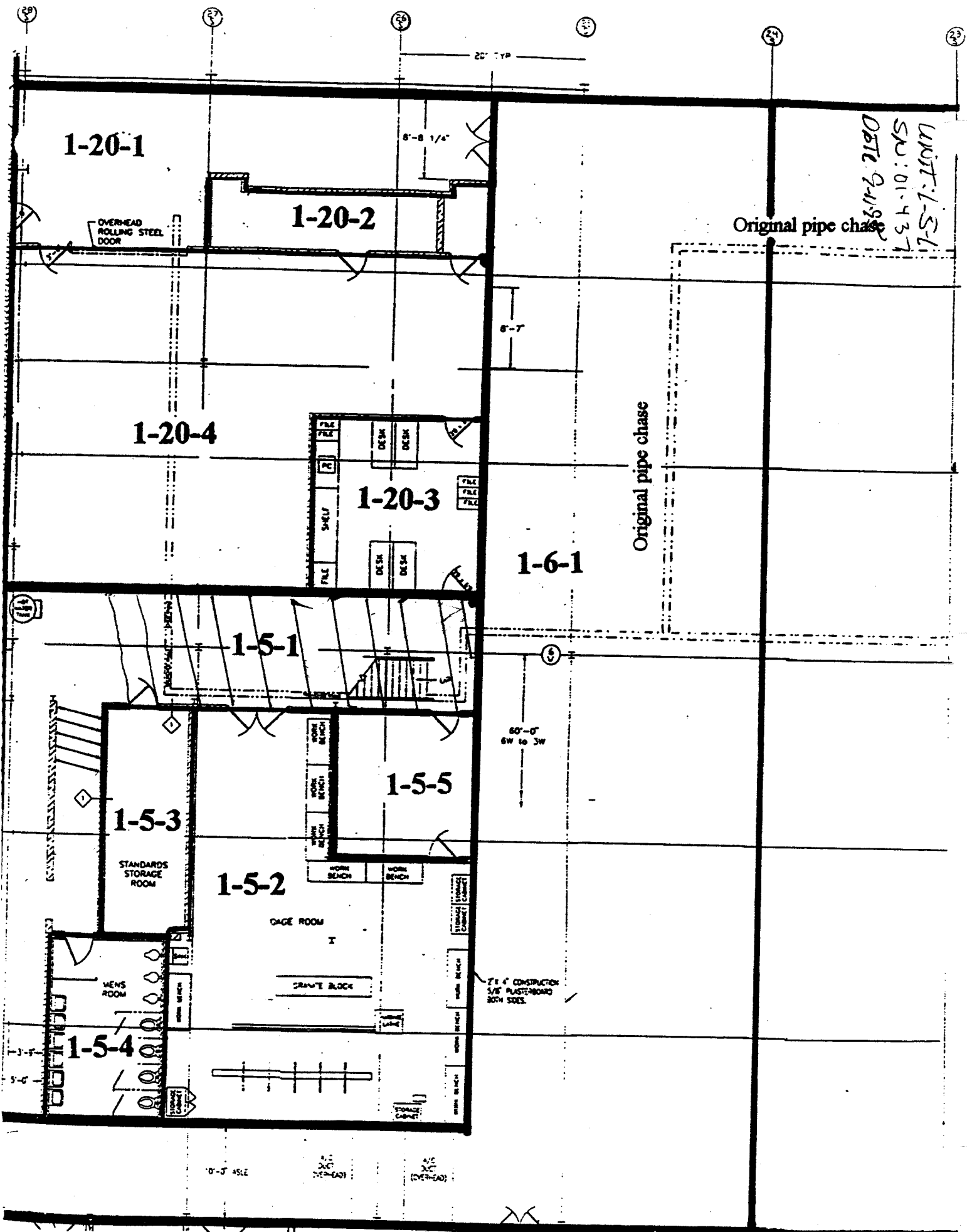
Application Revision: 3  
 Application Version: Standard

Alpha efficiency log file: th230ab  
 Alpha Efficiency: 33.88%  
 Alpha to Beta Crosstalk: 24.53%  
 Alpha Background (CPM): 0.545  
 Alpha Correction Factor: 1.000

Beta efficiency log file: tc99ab  
 Beta Efficiency: 37.39%  
 Beta into Alpha Crosstalk: 0.13%  
 Beta Background (CPM): 2.2  
 Beta Correction Factor: 1.000

Batch ID: BLAIRSVILLE 1-5-1

Carrier	Alpha Activity				Beta Activity				Count time (min)	Alpha CPM	Beta CPM	Completion Date - Time
	DPM	$\sigma$	flags	MDA	DPM	$\sigma$	flags	MDA				
57	2.819	2.56	<AL	9.09	-1.87	2.33	<MDA	12.89	2.00	0.955	-0.70	9/21/95 13:20
58	-1.609	1.48	<MDA	9.09	-3.21	1.91	<MDA	12.89	2.00	-0.545	-1.20	9/21/95 13:22
59	-0.133	1.48	<MDA	9.09	3.48	3.55	<MDA	12.89	2.00	-0.045	1.30	9/21/95 13:25
60	-1.609	1.48	<MDA	9.09	-0.53	2.69	<MDA	12.89	2.00	-0.545	-0.20	9/21/95 13:27
61	-0.133	1.48	<MDA	9.09	-5.88	1.37	<MDA	12.89	2.00	-0.045	-2.20	9/21/95 13:29
62	-0.133	1.48	<MDA	9.09	-3.21	1.91	<MDA	12.89	2.00	-0.045	-1.20	9/21/95 13:31
64	1.343	2.09	<MDA	9.09	2.14	3.29	<MDA	12.89	2.00	0.455	0.80	9/21/95 13:34
63	-1.609	1.48	<MDA	9.09	-3.21	1.91	<MDA	12.89	2.00	-0.545	-1.20	9/21/95 13:36
65	-0.133	1.48	<MDA	9.09	-1.87	2.33	<MDA	12.89	2.00	-0.045	-0.70	9/21/95 13:38
66	1.343	2.09	<MDA	9.09	-0.53	2.69	<MDA	12.89	2.00	0.455	-0.20	9/21/95 13:40
67	-0.133	1.48	<MDA	9.09	-1.87	2.33	<MDA	12.89	2.00	-0.045	-0.70	9/21/95 13:42
68	4.295	2.96	<AL	9.09	-3.21	1.91	<MDA	12.89	2.00	1.455	-1.20	9/21/95 13:44
69	-0.133	1.48	<MDA	9.09	0.80	3.00	<MDA	12.89	2.00	-0.045	0.30	9/21/95 13:47
70	-0.133	1.48	<MDA	9.09	-1.87	2.33	<MDA	12.89	2.00	-0.045	-0.70	9/21/95 13:49
71	-1.609	1.48	<MDA	9.09	-3.21	1.91	<MDA	12.89	2.00	-0.545	-1.20	9/21/95 13:51
72	-0.133	1.48	<MDA	9.09	-1.87	2.33	<MDA	12.89	2.00	-0.045	-0.70	9/21/95 13:53



1-20-1

1-20-2

1-20-4

1-20-3

1-6-1

1-5-1

1-5-5

1-5-3

1-5-2

1-5-4

OVERHEAD ROLLING STEEL DOOR

Original pipe chase

Original pipe chase

STANDARDS STORAGE ROOM

CAGE ROOM

DRAWER BLOCK

MENS ROOM

2x4 CONSTRUCTION 1/2" PLASTERBOARD BOTH SIDES

UNIT: 1-5-1  
 SW: 01-437  
 DATE: 9-11-88

20' TYP

8'-8 1/4"

8'-7"

60'-0"  
 6W to 3W

0'-0" ASLE

2x4 (OVER-HEAD)

2x4 (OVER-HEAD)

# Blairsville Point Survey Form #003

Survey Serial #:	01-438
Survey Section:	1
Survey Unit:	5
Survey Sub-unit:	2

Alpha Survey Instruments				
Inst. S/N	Inst. Code	Eff. %	Corr. Fac.	Bkg. CPM
1588	8	21.2	4.72	3

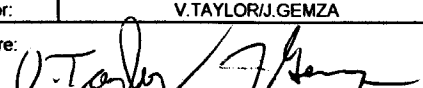
Beta Survey Instruments				
Inst. S/N	Inst. Code	Eff. %	Corr. Fac.	Bkg. CPM
1601	13	34.6	2.89	288

Gamma or Beta/Gamma Instruments			
Inst. S/N	Inst. Code	Bkg.	Detection Type

Classification:	5
Survey Type:	UPPER

Alpha Counting Instruments				
Inst. S/N	Inst. Code	Eff. %	Corr. Fac.	Bkg. CPM
13295	2	33.93	2.95	0.45

Beta Counting Instruments				
Inst. S/N	Inst. Code	Eff. %	Corr. Fac.	Bkg. CPM
13295	3	37.39	2.67	1.96

Surveyor:	V.TAYLOR/J.GEMZA
Signature:	

Surface Description	Coordinates		Gamma at 1m	Gamma Inst.	Beta/Gamma Contact	Beta/Gamma	Contact Gross	Alpha	Contact Gross	Beta	Scan Contact		Removable	Alpha	Removable	Beta	Comments
	X	Y	uR/hr	Code	mR/hr	Code	1 min. Count	Inst. Code	1 min. Count	Inst. Code	Gross CPM		DPM/100 cm2	Count	DPM/100 cm2	Count	
	Alpha	Beta	Alpha	Beta	Alpha	Beta	Alpha	Beta	Alpha	Beta	Alpha	Beta	Alpha	Beta			
METAL	-4	-8	N/A	N/A	N/A	N/A	2	8	261	13	1820	350	-0.13	2	0.80	3	POST REMEDIATION
METAL	-4	-7	N/A	N/A	N/A	N/A	2	8	278	13	848	240	-1.61	2	-0.53	3	POST REMEDIATION
METAL	-4	-6	N/A	N/A	N/A	N/A	2	8	283	13	1080	500	-0.13	2	2.14	3	POST REMEDIATION
METAL	-3	-6	N/A	N/A	N/A	N/A	3	8	251	13	398	250	-1.61	2	7.49	3	POST REMEDIATION
METAL	-3	-7	N/A	N/A	N/A	N/A	2	8	279	13	480	330	-1.61	2	3.48	3	POST REMEDIATION
METAL	-3	-8	N/A	N/A	N/A	N/A	3	8	292	13	2700	640	-0.13	2	-1.87	3	POST REMEDIATION
METAL	-3	-5	N/A	N/A	N/A	N/A	4	8	264	13	540	300	4.29	2	0.80	3	POST REMEDIATION
METAL	-4	-5	N/A	N/A	N/A	N/A	0	8	259	13	619	400	-0.13	2	3.48	3	POST REMEDIATION
METAL	-2	-8	N/A	N/A	N/A	N/A	1	8	240	13	1680	560	-1.61	2	-4.55	3	POST REMEDIATION
METAL	-1	-8	N/A	N/A	N/A	N/A	4	8	254	13	1070	610	1.34	2	-3.21	3	POST REMEDIATION
METAL	-2	-7	N/A	N/A	N/A	N/A	2	8	237	13	911	320	1.34	2	2.14	3	POST REMEDIATION
METAL	-1	-7	N/A	N/A	N/A	N/A	6	8	278	13	830	320	1.34	2	-0.53	3	POST REMEDIATION
METAL	-1	-5	N/A	N/A	N/A	N/A	1	8	261	13	343	200	-0.13	2	-4.55	3	POST REMEDIATION
METAL	-2	-5	N/A	N/A	N/A	N/A	7	8	230	13	426	210	-0.13	2	-4.55	3	POST REMEDIATION
METAL	-1	-6	N/A	N/A	N/A	N/A	3	8	246	13	480	230	1.34	2	0.80	3	POST REMEDIATION
METAL	-2	-6	N/A	N/A	N/A	N/A	8	8	284	13	454	200	-1.61	2	-3.21	3	POST REMEDIATION
"I" BEAM	-4	-8	N/A	N/A	N/A	N/A	N/A	N/A	N/A	13	827	350	-1.61	2	3.48	3	REWORK
"I" BEAM	-4	-6	N/A	N/A	N/A	N/A	N/A	N/A	N/A	13	405	260	-1.61	2	-5.88	3	REWORK
"I" BEAM	-3	-8	N/A	N/A	N/A	N/A	N/A	N/A	N/A	13	328	250	-1.61	2	-5.88	3	REWORK
"I" BEAM	-2	-8	N/A	N/A	N/A	N/A	N/A	N/A	N/A	13	243	210	-0.13	2	-5.88	3	REWORK
"I" BEAM	-1	-8	N/A	N/A	N/A	N/A	N/A	N/A	N/A	13	836	210	1.34	2	4.81	3	REWORK

**LB5100-W Low Background Counting System -- Smear Analysis**

Date: 9/25/95  
 Counting Unit id: 1  
 Data file name: C:\LBXL\UNIT1\B01-438.XLD  
 Batch Ended: 9/25/95 10:51  
 Crosstalk Correction: Not Applied

Alpha activity action level (DPM): 20.00  
 Beta activity action level (DPM): 200.00  
 Certainty level for MDA and flags: 95.00%  
 High Voltage Setting: 1440

Application Revision: 3  
 Application Version: Standard

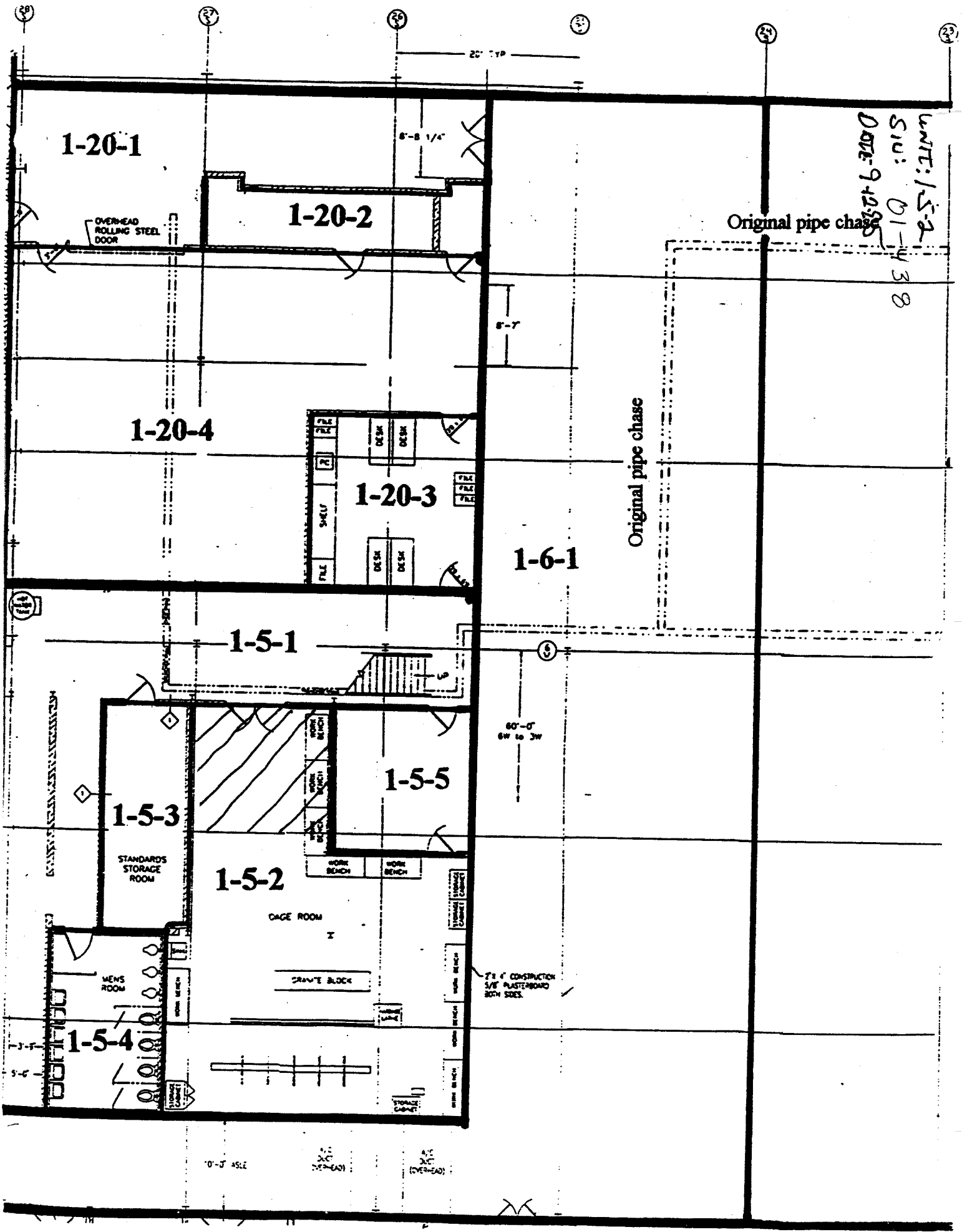
Alpha efficiency log file: th230ab  
 Alpha Efficiency: 33.88%  
 Alpha to Beta Crosstalk: 24.53%  
 Alpha Background (CPM): 0.545  
 Alpha Correction Factor: 1.000

Beta efficiency log file: tc99ab  
 Beta Efficiency: 37.39%  
 Beta into Alpha Crosstalk: 0.13%  
 Beta Background (CPM): 2.2  
 Beta Correction Factor: 1.000

Batch ID: BLAIRSVILLE 1-5-2

Carrier	Alpha Activity				Beta Activity				Count time (min)	Alpha CPM	Beta CPM	Completion Date - Time
	DPM	$\sigma$	flags	MDA	DPM	$\sigma$	flags	MDA				
1	-0.133	1.48	<MDA	9.09	0.80	3.00	<MDA	12.89	2.00	-0.045	0.30	9/25/95 10:07
2	-1.609	1.48	<MDA	9.09	-0.53	2.69	<MDA	12.89	2.00	-0.545	-0.20	9/25/95 10:09
3	-0.133	1.48	<MDA	9.09	2.14	3.29	<MDA	12.89	2.00	-0.045	0.80	9/25/95 10:11
4	-1.609	1.48	<MDA	9.09	7.49	4.24	<AL	12.89	2.00	-0.545	2.80	9/25/95 10:14
5	-1.609	1.48	<MDA	9.09	3.48	3.55	<MDA	12.89	2.00	-0.545	1.30	9/25/95 10:16
6	-0.133	1.48	<MDA	9.09	-1.87	2.33	<MDA	12.89	2.00	-0.045	-0.70	9/25/95 10:18
7	4.295	2.96	<AL	9.09	0.80	3.00	<MDA	12.89	2.00	1.455	0.30	9/25/95 10:20
9	-0.133	1.48	<MDA	9.09	3.48	3.55	<MDA	12.89	2.00	-0.045	1.30	9/25/95 10:22
8	-1.609	1.48	<MDA	9.09	-4.55	1.37	<MDA	12.89	2.00	-0.545	-1.70	9/25/95 10:24
10	1.343	2.09	<MDA	9.09	-3.21	1.91	<MDA	12.89	2.00	0.455	-1.20	9/25/95 10:27
11	1.343	2.09	<MDA	9.09	2.14	3.29	<MDA	12.89	2.00	0.455	0.80	9/25/95 10:29
12	1.343	2.09	<MDA	9.09	-0.53	2.69	<MDA	12.89	2.00	0.455	-0.20	9/25/95 10:31
13	-0.133	1.48	<MDA	9.09	-4.55	1.37	<MDA	12.89	2.00	-0.045	-1.70	9/25/95 10:33
14	-0.133	1.48	<MDA	9.09	-4.55	1.37	<MDA	12.89	2.00	-0.045	-1.70	9/25/95 10:35
15	1.343	2.09	<MDA	9.09	0.80	3.00	<MDA	12.89	2.00	0.455	0.30	9/25/95 10:38
16	-1.609	1.48	<MDA	9.09	-3.21	1.91	<MDA	12.89	2.00	-0.545	-1.20	9/25/95 10:40
17	-1.609	1.48	<MDA	9.09	3.48	3.55	<MDA	12.89	2.00	-0.545	1.30	9/25/95 10:42
18	-1.609	1.48	<MDA	9.09	-5.88	1.37	<MDA	12.89	2.00	-0.545	-2.20	9/25/95 10:44
19	-1.609	1.48	<MDA	9.09	-5.88	1.37	<MDA	12.89	2.00	-0.545	-2.20	9/25/95 10:47
20	-0.133	1.48	<MDA	9.09	-5.88	1.37	<MDA	12.89	2.00	-0.045	-2.20	9/25/95 10:49
21	1.343	2.09	<MDA	9.09	4.81	3.79	<AL	12.89	2.00	0.455	1.80	9/25/95 10:51





UNIT: 1-5-2  
 SIV: 01-438  
 DATE: 9-12-58

2'-0" CONSTRUCTION  
 5/8" PLASTERBOARD  
 BOTH SIDES

0'-0" ASLE  
 2'-0" (2'-0")  
 4'-0" (OVER-HEAD)

# Blairsville Point Survey Form #003

Survey Serial #:	01-439
Survey Section:	1
Survey Unit:	20
Survey Sub-unit:	3

Alpha Survey Instruments				
Inst. S/N	Inst. Code	Eff. %	Corr. Fac.	Bkg. CPM
1588	8	21.2	4.72	2


Beta Survey Instruments				
Inst. S/N	Inst. Code	Eff. %	Corr. Fac.	Bkg. CPM
1601	13	34.6	2.89	237
5245	17	23.3	4.29	40

Gamma or Beta/Gamma Instruments			
Inst. S/N	Inst. Code	Bkg.	Detection Type

Classification:	5
Survey Type:	Upper

Alpha Counting Instruments				
Inst. S/N	Inst. Code	Eff. %	Corr. Fac.	Bkg. CPM
13295	2	33.93	2.95	0.45

Beta Counting Instruments				
Inst. S/N	Inst. Code	Eff. %	Corr. Fac.	Bkg. CPM
13295	3	37.39	2.67	1.96

Surveyor:	V. Taylor/J. Gemza
Signature:	

Surface Description	Coordinates		Gamma at 1m uR/hr	Gamma Inst. Code	Beta/Gamma Contact mR/hr	Beta/Gamma Code	Contact Gross 1 min. Count Alpha	Alpha Inst. Code	Contact Gross 1 min. Count Beta	Beta Inst. Code	Scan Contact Gross CPM		Removable DPM/100 cm2 Alpha	Alpha Count Code	Removable DPM/100 cm2 Beta	Beta Count Code	Comments
	X	Y									Max Beta	Avg Beta					
	Metal	1									-1	N/A					
Metal	2	-1	N/A	N/A	N/A	N/A	2	8	212	13	306	250	-1.61	2	0.80	3	Post-Remediation
Metal	3	-1	N/A	N/A	N/A	N/A	2	8	225	13	519	300	-1.61	2	-0.53	3	Post-Remediation
Metal	4	-1	N/A	N/A	N/A	N/A	1	8	219	13	925	400	-0.13	2	-1.87	3	Post-Remediation
Metal	5	-1	N/A	N/A	N/A	N/A	3	8	206	13	878	400	-1.61	2	3.48	3	Post-Remediation
Metal	1	-2	N/A	N/A	N/A	N/A	0	8	219	13	719	250	2.82	2	0.80	3	Post-Remediation
Metal	2	-2	N/A	N/A	N/A	N/A	1	8	232	13	682	200	-1.61	2	3.48	3	Post-Remediation
Metal	3	-2	N/A	N/A	N/A	N/A	2	8	224	13	253	200	-1.61	2	-1.87	3	Post-Remediation
Metal	4	-2	N/A	N/A	N/A	N/A	2	8	194	13	847	500	-0.13	2	-5.88	3	Post-Remediation
Metal	5	-2	N/A	N/A	N/A	N/A	0	8	218	13	723	500	-1.61	2	-1.87	3	Post-Remediation
Metal	1	-3	N/A	N/A	N/A	N/A	5	8	201	13	976	600	-0.13	2	2.14	3	Post-Remediation
Metal	2	-3	N/A	N/A	N/A	N/A	0	8	205	13	615	400	-1.61	2	-3.21	3	Post-Remediation
Metal	3	-3	N/A	N/A	N/A	N/A	4	8	193	13	854	500	-1.61	2	-0.53	3	Post-Remediation
Metal	4	-3	N/A	N/A	N/A	N/A	2	8	215	13	717	500	-1.61	2	0.80	3	Post-Remediation
Metal	5	-3	N/A	N/A	N/A	N/A	0	8	196	13	739	500	-0.13	2	-3.21	3	Post-Remediation
Metal	1	-4	N/A	N/A	N/A	N/A	2	8	199	13	829	600	-0.13	2	0.80	3	Post-Remediation
Metal	2	-4	N/A	N/A	N/A	N/A	3	8	213	13	479	300	1.34	2	-1.87	3	Post-Remediation
Metal	3	-4	N/A	N/A	N/A	N/A	0	8	209	13	695	400	-1.61	2	-0.53	3	Post-Remediation
Metal	4	-4	N/A	N/A	N/A	N/A	1	8	224	13	840	350	-1.61	2	-1.87	3	Post-Remediation
Metal	5	-4	N/A	N/A	N/A	N/A	1	8	217	13	395	300	-1.61	2	-3.21	3	Post-Remediation
Metal	1	-5	N/A	N/A	N/A	N/A	1	8	207	13	400	300	-1.61	2	-3.21	3	Post-Remediation
Metal	2	-5	N/A	N/A	N/A	N/A	1	8	197	13	793	300	-0.13	2	3.48	3	Post-Remediation
Metal	3	-5	N/A	N/A	N/A	N/A	1	8	198	13	360	300	-1.61	2	2.14	3	Post-Remediation

# Blairsville Point Survey Form #003

Survey Serial #:	01-439
Survey Section:	1
Survey Unit:	20
Survey Sub-unit:	3

Alpha Survey Instruments				
Inst. S/N	Inst. Code	Eff. %	Corr. Fac.	Bkg. CPM
1588	8	21.2	4.72	2


Beta Survey Instruments				
Inst. S/N	Inst. Code	Eff. %	Corr. Fac.	Bkg. CPM
1601	13	34.6	2.89	237
5245	17	23.3	4.29	40

Gamma or Beta/Gamma Instruments			
Inst. S/N	Inst. Code	Bkg.	Detection Type

Classification:	5
Survey Type:	Upper

Alpha Counting Instruments				
Inst. S/N	Inst. Code	Eff. %	Corr. Fac.	Bkg. CPM
13295	2	33.93	2.95	0.45

Beta Counting Instruments				
Inst. S/N	Inst. Code	Eff. %	Corr. Fac.	Bkg. CPM
13295	3	37.39	2.67	1.96

Surveyor:	V. Taylor/J. Gemza
Signature:	

Surface Description	Coordinates		Gamma at 1m uR/hr	Gamma Inst. Code	Beta/Gamma Contact mR/hr	Beta/Gamma Code	Contact Gross 1 min. Count Alpha	Alpha Inst. Code	Contact Gross 1 min. Count Beta	Beta Inst. Code	Scan Contact Gross CPM		Removable DPM/100 cm2 Alpha	Alpha Count Code	Removable DPM/100 cm2 Beta	Beta Count Code	Comments
	X	Y									Max Beta	Avg Beta					
Metal	4	-5	N/A	N/A	N/A	N/A	3	8	236	13	890	300	-1.61	2	0.80	3	Post-Remediation
Metal	5	-5	N/A	N/A	N/A	N/A	0	8	227	13	407	250	-1.61	2	-1.87	3	Post-Remediation

**LB5100-W Low Background Counting System -- Smear Analysis**

Date: 9/26/95  
 Counting Unit id: 1  
 Data file name: C:\LBXL\UNIT1\B01-439.XLD  
 Batch Ended: 9/26/95 11:21  
 Crosstalk Correction: Not Applied

Alpha activity action level (DPM): 20.00  
 Beta activity action level (DPM): 200.00  
 Certainty level for MDA and flags: 95.00%  
 High Voltage Setting: 1440

Application Revision: 3  
 Application Version: Standard

Alpha efficiency log file: th230ab  
 Alpha Efficiency: 33.88%  
 Alpha to Beta Crosstalk: 24.53%  
 Alpha Background (CPM): 0.545  
 Alpha Correction Factor: 1.000

Beta efficiency log file: tc99ab  
 Beta Efficiency: 37.39%  
 Beta into Alpha Crosstalk: 0.13%  
 Beta Background (CPM): 2.2  
 Beta Correction Factor: 1.000

Batch ID: BLAIRSVILLE 1-20-3

Carrier	Alpha Activity				Beta Activity				Count time (min)	Alpha CPM	Beta CPM	Completion Date - Time
	DPM	$\sigma$	flags	MDA	DPM	$\sigma$	flags	MDA				
1	1.343	2.09	<MDA	9.09	-4.55	1.37	<MDA	12.89	2.00	0.455	-1.70	9/26/95 10:00
2	-1.609	1.48	<MDA	9.09	0.80	3.00	<MDA	12.89	2.00	-0.545	0.30	9/26/95 10:02
3	-1.609	1.48	<MDA	9.09	-0.53	2.69	<MDA	12.89	2.00	-0.545	-0.20	9/26/95 10:04
4	-0.133	1.48	<MDA	9.09	-1.87	2.33	<MDA	12.89	2.00	-0.045	-0.70	9/26/95 10:06
5	-1.609	1.48	<MDA	9.09	3.48	3.55	<MDA	12.89	2.00	-0.545	1.30	9/26/95 10:08
6	2.819	2.56	<AL	9.09	0.80	3.00	<MDA	12.89	2.00	0.955	0.30	9/26/95 10:11
7	-1.609	1.48	<MDA	9.09	3.48	3.55	<MDA	12.89	2.00	-0.545	1.30	9/26/95 10:13
9	-1.609	1.48	<MDA	9.09	-1.87	2.33	<MDA	12.89	2.00	-0.545	-0.70	9/26/95 10:15
8	-0.133	1.48	<MDA	9.09	-5.88	1.37	<MDA	12.89	2.00	-0.045	-2.20	9/26/95 10:17
10	-1.609	1.48	<MDA	9.09	-1.87	2.33	<MDA	12.89	2.00	-0.545	-0.70	9/26/95 10:19
11	-0.133	1.48	<MDA	9.09	2.14	3.29	<MDA	12.89	2.00	-0.045	0.80	9/26/95 10:22
12	-1.609	1.48	<MDA	9.09	-3.21	1.91	<MDA	12.89	2.00	-0.545	-1.20	9/26/95 10:24
13	-1.609	1.48	<MDA	9.09	-0.53	2.69	<MDA	12.89	2.00	-0.545	-0.20	9/26/95 10:26
14	-1.609	1.48	<MDA	9.09	0.80	3.00	<MDA	12.89	2.00	-0.545	0.30	9/26/95 10:28
15	-0.133	1.48	<MDA	9.09	-3.21	1.91	<MDA	12.89	2.00	-0.045	-1.20	9/26/95 10:30
16	-0.133	1.48	<MDA	9.09	0.80	3.00	<MDA	12.89	2.00	-0.045	0.30	9/26/95 10:33
17	1.343	2.09	<MDA	9.09	-1.87	2.33	<MDA	12.89	2.00	0.455	-0.70	9/26/95 10:35
18	-1.609	1.48	<MDA	9.09	-0.53	2.69	<MDA	12.89	2.00	-0.545	-0.20	9/26/95 10:37
19	-1.609	1.48	<MDA	9.09	-1.87	2.33	<MDA	12.89	2.00	-0.545	-0.70	9/26/95 10:39
20	-1.609	1.48	<MDA	9.09	-3.21	1.91	<MDA	12.89	2.00	-0.545	-1.20	9/26/95 10:41
21	-1.609	1.48	<MDA	9.09	-3.21	1.91	<MDA	12.89	2.00	-0.545	-1.20	9/26/95 10:44
22	-0.133	1.48	<MDA	9.09	3.48	3.55	<MDA	12.89	2.00	-0.045	1.30	9/26/95 10:46
23	-1.609	1.48	<MDA	9.09	2.14	3.29	<MDA	12.89	2.00	-0.545	0.80	9/26/95 10:48
24	-1.609	1.48	<MDA	9.09	0.80	3.00	<MDA	12.89	2.00	-0.545	0.30	9/26/95 10:50

**LB5100-W Low Background Counting System – Smear Analysis**

Date: 9/26/95  
 Counting Unit id: 1  
 Data file name: C:\LBXL\UNIT1\B01-439.XLD  
 Batch Ended: 9/26/95 11:21  
 Crosstalk Correction: Not Applied

Alpha activity action level (DPM): 20.00  
 Beta activity action level (DPM): 200.00  
 Certainty level for MDA and flags: 95.00%  
 High Voltage Setting: 1440

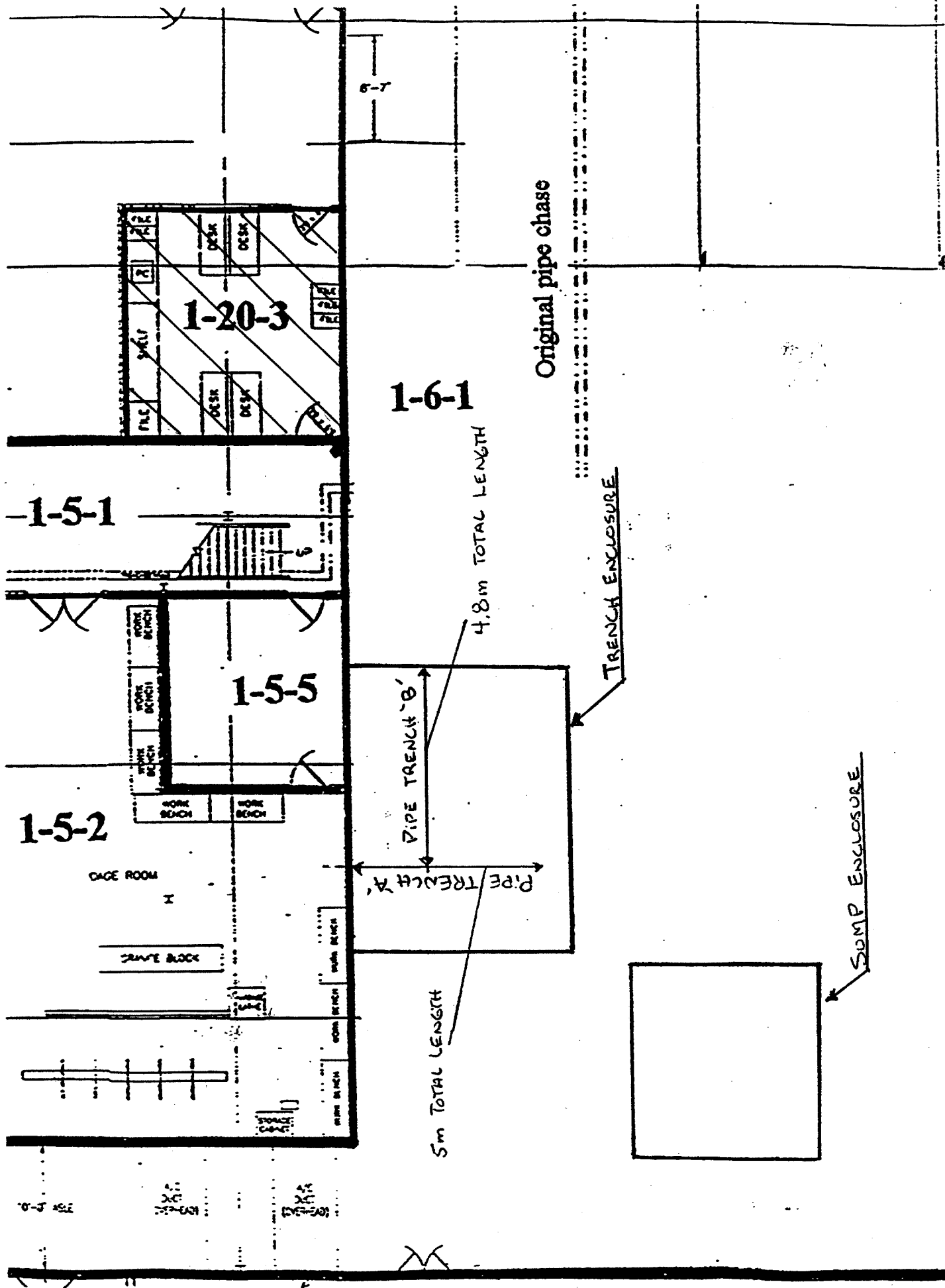
Application Revision: 3  
 Application Version: Standard

Batch ID: BLAIRSVILLE 1-20-3

Carrier	Alpha Activity				Beta Activity				Count time (min)	Alpha CPM	Beta CPM	Completion Date - Time
	DPM	$\sigma$	flags	MDA	DPM	$\sigma$	flags	MDA				
25	-1.609	1.48	<MDA	9.09	-1.87	2.33	<MDA	12.89	2.00	-0.545	-0.70	9/26/95 10:52
26	-1.609	1.48	<MDA	9.09	-3.21	1.91	<MDA	12.89	2.00	-0.545	-1.20	9/26/95 10:55
27	-1.609	1.48	<MDA	9.09	-1.87	2.33	<MDA	12.89	2.00	-0.545	-0.70	9/26/95 10:57
28	-1.609	1.48	<MDA	9.09	-3.21	1.91	<MDA	12.89	2.00	-0.545	-1.20	9/26/95 10:59
29	-0.133	1.48	<MDA	9.09	-0.53	2.69	<MDA	12.89	2.00	-0.045	-0.20	9/26/95 11:01
30	1.343	2.09	<MDA	9.09	0.80	3.00	<MDA	12.89	2.00	0.455	0.30	9/26/95 11:03
31	-0.133	1.48	<MDA	9.09	-3.21	1.91	<MDA	12.89	2.00	-0.045	-1.20	9/26/95 11:06
32	-0.133	1.48	<MDA	9.09	-0.53	2.69	<MDA	12.89	2.00	-0.045	-0.20	9/26/95 11:08
33	-0.133	1.48	<MDA	9.09	-1.87	2.33	<MDA	12.89	2.00	-0.045	-0.70	9/26/95 11:10
34	1.343	2.09	<MDA	9.09	-0.53	2.69	<MDA	12.89	2.00	0.455	-0.20	9/26/95 11:12
35	1.343	2.09	<MDA	9.09	-4.55	1.37	<MDA	12.89	2.00	0.455	-1.70	9/26/95 11:14
36	-1.609	1.48	<MDA	9.09	-1.87	2.33	<MDA	12.89	2.00	-0.545	-0.70	9/26/95 11:17
37	-1.609	1.48	<MDA	9.09	-4.55	1.37	<MDA	12.89	2.00	-0.545	-1.70	9/26/95 11:19
38	-1.609	1.48	<MDA	9.09	-3.21	1.91	<MDA	12.89	2.00	-0.545	-1.20	9/26/95 11:21

Alpha efficiency log file: th230ab Alpha Efficiency: 33.88% Alpha to Beta Crosstalk: 24.53% Alpha Background (CPM): 0.545 Alpha Correction Factor: 1.000
Beta efficiency log file: tc99ab Beta Efficiency: 37.39% Beta into Alpha Crosstalk: 0.13% Beta Background (CPM): 2.2 Beta Correction Factor: 1.000

UNIT: 1-20-3  
S/N 31-439  
DATE: 9-14-95



5m TOTAL LENGTH

4.8m TOTAL LENGTH

Original pipe chase

TRENCH ENCLOSURE

SUMP ENCLOSURE

# Blairsville Point 3 Key Form #003

Survey Serial #:	01-440
------------------	--------

Survey Section:	1
-----------------	---

Survey Unit:	49
--------------	----

Survey Sub-unit:	9
------------------	---

Classification:	4
-----------------	---

Survey Type:	UPPER
--------------	-------

Survey Date:	9/18/95
--------------	---------

Count Date:	9/26/95
-------------	---------


Alpha Survey Instruments				
Inst. S/N	Inst. Code	Eff. %	Corr. Fac.	Bkg. CPM
1588	8	21.2	4.72	0

Alpha Counting Instruments				
Inst. S/N	Inst. Code	Eff. %	Corr. Fac.	Bkg. CPM
13295	2	33.93	2.95	0.45

Beta Survey Instruments				
Inst. S/N	Inst. Code	Eff. %	Corr. Fac.	Bkg. CPM
1601	13	34.6	2.89	212

Beta Counting Instruments				
Inst. S/N	Inst. Code	Eff. %	Corr. Fac.	Bkg. CPM
13295	3	37.39	2.67	1.96

Gamma or Beta/Gamma Instruments			
Inst. S/N	Inst. Code	Bkg.	Detection Type

Surveyor:	V. TAYLOR/J. GEMZA
Signature:	

Surface Description	Coordinates		Gamma at 1m uR/hr	Gamma Inst. Code	Beta/Gamma Contact mR/hr	Beta/Gamma Code	Contact Gross 1 min. Count Alpha	Alpha Inst. Code	Contact Gross 1 min. Count Beta	Beta Inst. Code	Scan Contact Gross CPM		Removable DPM/100 cm2 Alpha	Alpha Count Code	Removable DPM/100 cm2 Beta	Beta Count Code	Comments
	X	Y									Max Beta	Avg Beta					
	CEILING	1									-1	N/A					
CEILING	3	-1	N/A	N/A	N/A	N/A	0	8	234	13	298	205	1.34	2	-1.87	3	METAL
CEILING/"I" BEAM	4	-2	N/A	N/A	N/A	N/A	0	8	198	13	285	190	-1.61	2	3.48	3	METAL
CEILING	4	-4	N/A	N/A	N/A	N/A	1	8	211	13	253	200	2.82	2	2.14	3	METAL
CEILING	6	-4	N/A	N/A	N/A	N/A	2	8	189	13	262	200	-1.61	2	0.80	3	METAL
CEILING	2	-4	N/A	N/A	N/A	N/A	2	8	183	13	240	190	-0.13	2	-0.53	3	METAL
CEILING	1	-5	N/A	N/A	N/A	N/A	0	8	206	13	258	190	1.34	2	-4.55	3	METAL
CEILING	4	-5	N/A	N/A	N/A	N/A	1	8	181	13	267	200	-0.13	2	0.80	3	METAL
CEILING	6	-5	N/A	N/A	N/A	N/A	2	8	195	13	263	180	-0.13	2	-3.21	3	METAL
CEILING/"I" BEAM	1	-8	N/A	N/A	N/A	N/A	2	8	197	13	273	200	-1.61	2	2.14	3	METAL
CEILING	3	-8	N/A	N/A	N/A	N/A	1	8	208	13	264	170	-0.13	2	0.80	3	METAL
CEILING/"I" BEAM	4	-8	N/A	N/A	N/A	N/A	2	8	172	13	220	160	-1.61	2	0.80	3	METAL
CEILING	6	-8	N/A	N/A	N/A	N/A	0	8	190	13	218	160	1.34	2	-1.87	3	METAL
CEILING	1	-10	N/A	N/A	N/A	N/A	3	8	210	13	243	190	-1.61	2	0.80	3	METAL
CEILING	3	-10	N/A	N/A	N/A	N/A	1	8	174	13	187	150	-1.61	2	0.80	3	METAL
CEILING	7	-10	N/A	N/A	N/A	N/A	0	8	191	13	241	200	-1.61	2	3.48	3	METAL
CEILING	9	-11	N/A	N/A	N/A	N/A	2	8	212	13	296	190	-0.13	2	-3.21	3	METAL
CEILING	6	-12	N/A	N/A	N/A	N/A	0	8	191	13	274	200	-1.61	2	3.48	3	METAL
CEILING	4	-12	N/A	N/A	N/A	N/A	1	8	206	13	320	160	-0.13	2	-1.87	3	METAL
CEILING	1	-12	N/A	N/A	N/A	N/A	0	8	205	13	254	200	-1.61	2	-1.87	3	METAL
CEILING	1	-14	N/A	N/A	N/A	N/A	0	8	208	13	277	170	2.82	2	0.80	3	METAL
CEILING	5	-14	N/A	N/A	N/A	N/A	2	8	223	13	229	200	-0.13	2	-3.21	3	METAL

**LB5100-W Low Background Counting System – Smear Analysis**

Date: 9/26/95  
 Counting Unit id: 1  
 Data file name: C:\LBXL\UNIT1\B01-440.XLD  
 Batch Ended: 9/26/95 12:09  
 Crosstalk Correction: Not Applied

Alpha activity action level (DPM): 20.00  
 Beta activity action level (DPM): 200.00  
 Certainty level for MDA and flags: 95.00%  
 High Voltage Setting: 1440

Application Revision: 3  
 Application Version: Standard

Alpha efficiency log file: th230ab  
 Alpha Efficiency: 33.88%  
 Alpha to Beta Crosstalk: 24.53%  
 Alpha Background (CPM): 0.545  
 Alpha Correction Factor: 1.000

Beta efficiency log file: tc99ab  
 Beta Efficiency: 37.39%  
 Beta into Alpha Crosstalk: 0.13%  
 Beta Background (CPM): 2.2  
 Beta Correction Factor: 1.000

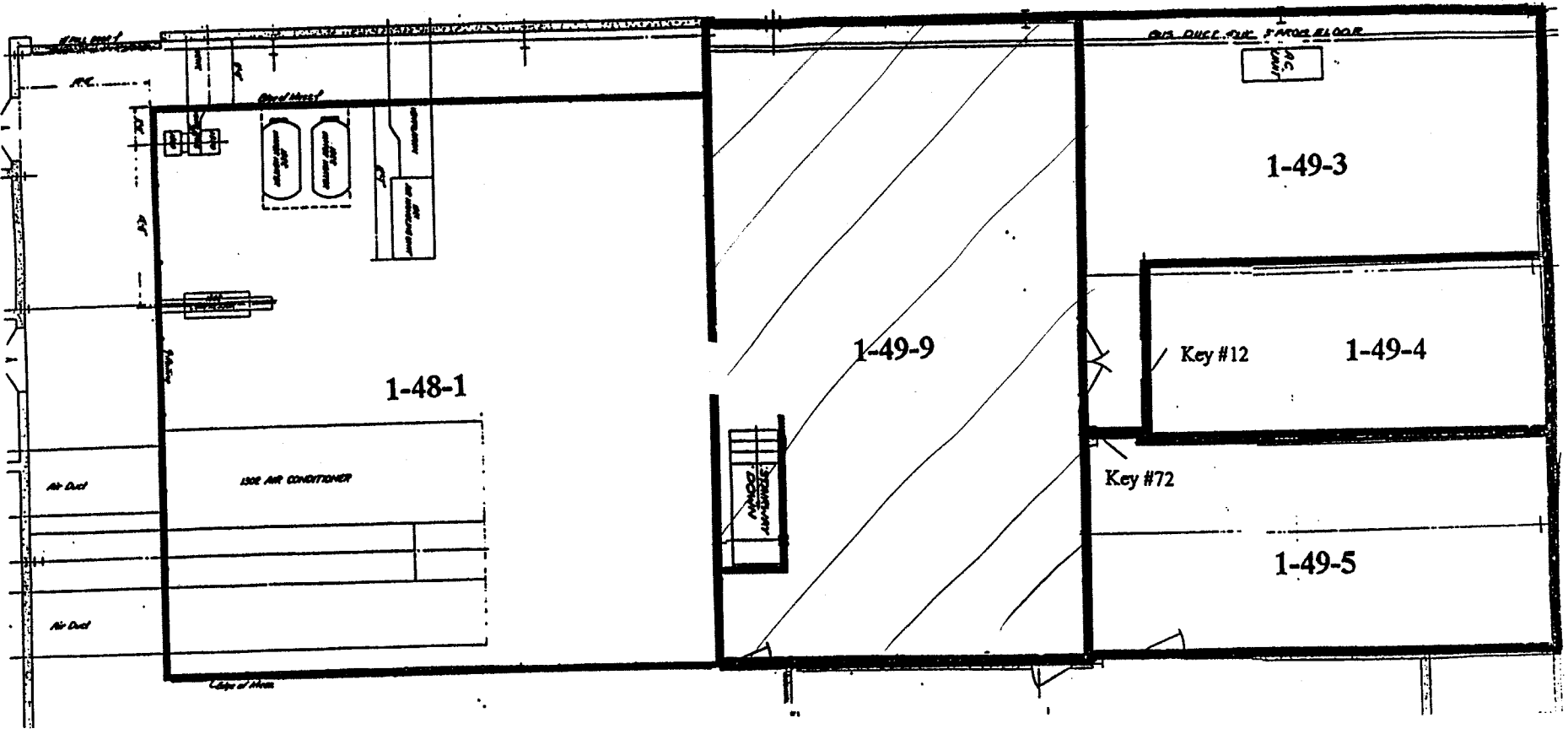
Batch ID: BLAIRSVILLE 1-49-9

Carrier	Alpha Activity				Beta Activity				Count time (min)	Alpha CPM	Beta CPM	Completion Date - Time
	DPM	$\sigma$	flags	MDA	DPM	$\sigma$	flags	MDA				
39	-1.609	1.48	<MDA	9.09	-1.87	2.33	<MDA	12.89	2.00	-0.545	-0.70	9/26/95 11:23
40	1.343	2.09	<MDA	9.09	-1.87	2.33	<MDA	12.89	2.00	0.455	-0.70	9/26/95 11:25
41	-1.609	1.48	<MDA	9.09	3.48	3.55	<MDA	12.89	2.00	-0.545	1.30	9/26/95 11:28
42	2.819	2.56	<AL	9.09	2.14	3.29	<MDA	12.89	2.00	0.955	0.80	9/26/95 11:30
43	-1.609	1.48	<MDA	9.09	0.80	3.00	<MDA	12.89	2.00	-0.545	0.30	9/26/95 11:32
44	-0.133	1.48	<MDA	9.09	-0.53	2.69	<MDA	12.89	2.00	-0.045	-0.20	9/26/95 11:34
45	1.343	2.09	<MDA	9.09	-4.55	1.37	<MDA	12.89	2.00	0.455	-1.70	9/26/95 11:36
46	-0.133	1.48	<MDA	9.09	0.80	3.00	<MDA	12.89	2.00	-0.045	0.30	9/26/95 11:39
47	-0.133	1.48	<MDA	9.09	-3.21	1.91	<MDA	12.89	2.00	-0.045	-1.20	9/26/95 11:41
48	-1.609	1.48	<MDA	9.09	2.14	3.29	<MDA	12.89	2.00	-0.545	0.80	9/26/95 11:43
49	-0.133	1.48	<MDA	9.09	0.80	3.00	<MDA	12.89	2.00	-0.045	0.30	9/26/95 11:45
50	-1.609	1.48	<MDA	9.09	0.80	3.00	<MDA	12.89	2.00	-0.545	0.30	9/26/95 11:47
51	1.343	2.09	<MDA	9.09	-1.87	2.33	<MDA	12.89	2.00	0.455	-0.70	9/26/95 11:50
52	-1.609	1.48	<MDA	9.09	0.80	3.00	<MDA	12.89	2.00	-0.545	0.30	9/26/95 11:52
53	-1.609	1.48	<MDA	9.09	0.80	3.00	<MDA	12.89	2.00	-0.545	0.30	9/26/95 11:54
54	-1.609	1.48	<MDA	9.09	3.48	3.55	<MDA	12.89	2.00	-0.545	1.30	9/26/95 11:56
55	-0.133	1.48	<MDA	9.09	-3.21	1.91	<MDA	12.89	2.00	-0.045	-1.20	9/26/95 11:59
56	-1.609	1.48	<MDA	9.09	3.48	3.55	<MDA	12.89	2.00	-0.545	1.30	9/26/95 12:01
57	-0.133	1.48	<MDA	9.09	-1.87	2.33	<MDA	12.89	2.00	-0.045	-0.70	9/26/95 12:03
58	-1.609	1.48	<MDA	9.09	-1.87	2.33	<MDA	12.89	2.00	-0.545	-0.70	9/26/95 12:05
59	2.819	2.56	<AL	9.09	0.80	3.00	<MDA	12.89	2.00	0.955	0.30	9/26/95 12:07
60	-0.133	1.48	<MDA	9.09	-3.21	1.91	<MDA	12.89	2.00	-0.045	-1.20	9/26/95 12:09



UNIT: 1-49-9  
SN: 01-440  
DATE: 9-18-95 JT/98

UNIT 1-49 and 1-48 (rev 1 as of 6-13-95)



# Blairsville Point Survey Form #003

Survey Serial #:	01-441
Survey Section:	1
Survey Unit:	48
Survey Sub-unit:	1

Alpha Survey Instruments				
Inst. S/N	Inst. Code	Eff. %	Corr. Fac.	Bkg. CPM
1510	6	21.3	4.69	3

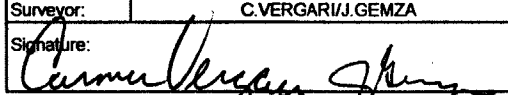
Beta Survey Instruments				
Inst. S/N	Inst. Code	Eff. %	Corr. Fac.	Bkg. CPM
1593	11	36.2	2.76	268

Gamma or Beta/Gamma Instruments			
Inst. S/N	Inst. Code	Bkg.	Detection Type
4195	14	0.02	Beta / Gamma
234	23	7	Gamma

Classification:	4
Survey Type:	LOWER
Survey Date:	9/20/95
Count Date:	9/26/95

Alpha Counting Instruments				
Inst. S/N	Inst. Code	Eff. %	Corr. Fac.	Bkg. CPM
13295	2	33.93	2.95	0.45

Beta Counting Instruments				
Inst. S/N	Inst. Code	Eff. %	Corr. Fac.	Bkg. CPM
13295	3	37.39	2.67	1.96

Surveyor:	C. VERGARI/J. GEMZA
Signature:	

Surface Description	Coordinates		Gamma at 1m uR/hr	Gamma Inst. Code	Beta/Gamma Contact mR/hr	Beta/Gamma Code	Contact Gross 1 min. Count Alpha	Alpha Inst. Code	Contact Gross 1 min. Count Beta	Beta Inst. Code	Scan Contact Gross CPM		Removable DPM/100 cm2 Alpha	Alpha Count Code	Removable DPM/100 cm2 Beta	Beta Count Code	Comments
											Max Beta	Avg Beta					
	X	Y															
FLOOR	1	-3	7	23	0.015	14	7	6	431	11	502	360	-0.13	2	-0.53	3	PAINTED CONCRETE (WORN)
FLOOR	2	-3	6	23	0.02	14	11	6	465	11	582	460	-1.61	2	-0.53	3	PAINTED CONCRETE (WORN)
FLOOR	3	-3	7	23	0.01	14	7	6	420	11	500	450	-1.61	2	-0.53	3	PAINTED CONCRETE (WORN)
FLOOR	1	-4	6	23	0.015	14	3	6	438	11	588	400	1.34	2	-1.87	3	PAINTED CONCRETE (WORN)
FLOOR	1	-6	5	23	0.02	14	6	6	429	11	760	390	1.34	2	-1.87	3	PAINTED CONCRETE (WORN)
FLOOR	1	-7	6	23	0.015	14	8	6	1030	11	1070	650	-0.13	2	-3.21	3	PAINTED CONCRETE (WORN)
FLOOR	2	-7	7	23	0.02	14	5	6	647	11	856	690	-0.13	2	-3.21	3	PAINTED CONCRETE (WORN)
FLOOR	3	-7	6	23	0.015	14	14	6	627	11	886	640	-0.13	2	-0.53	3	PAINTED CONCRETE (WORN)
FLOOR	3	-9	7	23	0.01	14	5	6	612	11	681	580	-1.61	2	0.80	3	PAINTED CONCRETE (WORN)
FLOOR	5	-9	6	23	0.01	14	10	6	448	11	600	450	-0.13	2	-0.53	3	PAINTED CONCRETE (WORN)
FLOOR	4	-8	6	23	0.015	14	8	6	827	11	858	780	-1.61	2	-1.87	3	PAINTED CONCRETE (WORN)
FLOOR	4	-7	6	23	0.015	14	5	6	652	11	1040	650	-0.13	2	-0.53	3	PAINTED CONCRETE (WORN)
FLOOR	5	-7	5	23	0.01	14	5	6	465	11	683	460	-0.13	2	-1.87	3	PAINTED CONCRETE (WORN)
FLOOR	7	-9	5	23	0.01	14	10	6	365	11	515	390	-0.13	2	-1.87	3	PAINTED CONCRETE (WORN)
FLOOR	8	-8	6	23	0.02	14	7	6	444	11	591	420	-1.61	2	3.48	3	PAINTED CONCRETE (WORN)
FLOOR	8	-10	7	23	0.02	14	12	6	435	11	504	410	-1.61	2	-3.21	3	PAINTED CONCRETE (WORN)
FLOOR	9	-9	7	23	0.02	14	13	6	400	11	567	440	-0.13	2	-3.21	3	PAINTED CONCRETE (WORN)
FLOOR	11	-9	6	23	0.02	14	8	6	446	11	619	460	1.34	2	3.48	3	PAINTED CONCRETE (WORN)
FLOOR	12.4	-9	5	23	0.015	14	7	6	403	11	589	410	-0.13	2	-1.87	3	PAINTED CONCRETE (WORN)
FLOOR	12.4	-7	6	23	0.02	14	11	6	369	11	505	415	-1.61	2	0.80	3	PAINTED CONCRETE (WORN)

**LB5100-W Low Background Counting System – Smear Analysis**

Date: 9/26/95  
 Counting Unit id: 1  
 Data file name: C:\LBXL\UNIT1\B01-441.XLD  
 Batch Ended: 9/26/95 12:54  
 Crosstalk Correction: Not Applied

Alpha activity action level (DPM): 20.00  
 Beta activity action level (DPM): 200.00  
 Certainty level for MDA and flags: 95.00%  
 High Voltage Setting: 1440

Application Revision: 3  
 Application Version: Standard

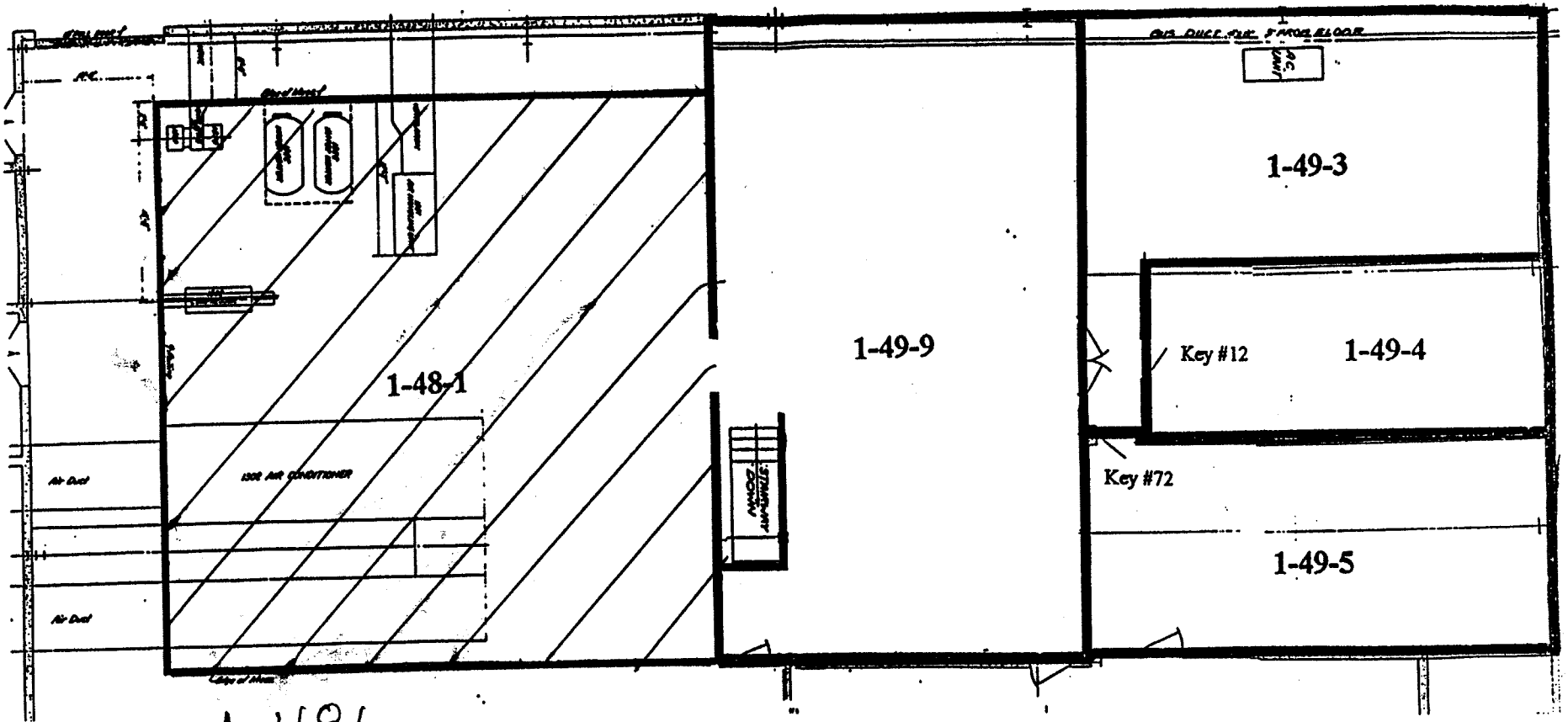
Alpha efficiency log file: th230ab  
 Alpha Efficiency: 33.88%  
 Alpha to Beta Crosstalk: 24.53%  
 Alpha Background (CPM): 0.545  
 Alpha Correction Factor: 1.000

Beta efficiency log file: tc99ab  
 Beta Efficiency: 37.39%  
 Beta into Alpha Crosstalk: 0.13%  
 Beta Background (CPM): 2.2  
 Beta Correction Factor: 1.000

Batch ID: BLAIRSVILLE 1-48-1

Carrier	Alpha Activity				Beta Activity				Count time (min)	Alpha CPM	Beta CPM	Completion Date - Time
	DPM	$\sigma$	flags	MDA	DPM	$\sigma$	flags	MDA				
61	-0.133	1.48	<MDA	9.09	-0.53	2.69	<MDA	12.89	2.00	-0.045	-0.20	9/26/95 12:12
62	-1.609	1.48	<MDA	9.09	-0.53	2.69	<MDA	12.89	2.00	-0.545	-0.20	9/26/95 12:14
64	-1.609	1.48	<MDA	9.09	-0.53	2.69	<MDA	12.89	2.00	-0.545	-0.20	9/26/95 12:16
63	1.343	2.09	<MDA	9.09	-1.87	2.33	<MDA	12.89	2.00	0.455	-0.70	9/26/95 12:18
65	1.343	2.09	<MDA	9.09	-1.87	2.33	<MDA	12.89	2.00	0.455	-0.70	9/26/95 12:21
66	-0.133	1.48	<MDA	9.09	-3.21	1.91	<MDA	12.89	2.00	-0.045	-1.20	9/26/95 12:23
67	-0.133	1.48	<MDA	9.09	-3.21	1.91	<MDA	12.89	2.00	-0.045	-1.20	9/26/95 12:25
68	-0.133	1.48	<MDA	9.09	-0.53	2.69	<MDA	12.89	2.00	-0.045	-0.20	9/26/95 12:27
69	-1.609	1.48	<MDA	9.09	0.80	3.00	<MDA	12.89	2.00	-0.545	0.30	9/26/95 12:29
70	-0.133	1.48	<MDA	9.09	-0.53	2.69	<MDA	12.89	2.00	-0.045	-0.20	9/26/95 12:31
71	-1.609	1.48	<MDA	9.09	-1.87	2.33	<MDA	12.89	2.00	-0.545	-0.70	9/26/95 12:34
72	-0.133	1.48	<MDA	9.09	-0.53	2.69	<MDA	12.89	2.00	-0.045	-0.20	9/26/95 12:36
73	-0.133	1.48	<MDA	9.09	-1.87	2.33	<MDA	12.89	2.00	-0.045	-0.70	9/26/95 12:38
74	-0.133	1.48	<MDA	9.09	-1.87	2.33	<MDA	12.89	2.00	-0.045	-0.70	9/26/95 12:40
75	-1.609	1.48	<MDA	9.09	3.48	3.55	<MDA	12.89	2.00	-0.545	1.30	9/26/95 12:42
76	-1.609	1.48	<MDA	9.09	-3.21	1.91	<MDA	12.89	2.00	-0.545	-1.20	9/26/95 12:45
77	-0.133	1.48	<MDA	9.09	-3.21	1.91	<MDA	12.89	2.00	-0.045	-1.20	9/26/95 12:47
78	1.343	2.09	<MDA	9.09	3.48	3.55	<MDA	12.89	2.00	0.455	1.30	9/26/95 12:49
79	-0.133	1.48	<MDA	9.09	-1.87	2.33	<MDA	12.89	2.00	-0.045	-0.70	9/26/95 12:51
80	-1.609	1.48	<MDA	9.09	0.80	3.00	<MDA	12.89	2.00	-0.545	0.30	9/26/95 12:54

UNIT 1-49 and 1-48 (rev 1 as of 6-13-95)



1-48-1  
9-20-95  
SN# 01-441

# Blairsville Point Survey Form #003

Survey Serial #:	01-442
Survey Section:	1
Survey Unit:	48
Survey Sub-unit:	1

Alpha Survey Instruments				
Inst. S/N	Inst. Code	Eff. %	Corr. Fac.	Bkg. CPM
1510	6	21.3	4.69	4

Beta Survey Instruments				
Inst. S/N	Inst. Code	Eff. %	Corr. Fac.	Bkg. CPM
1593	11	36.2	2.76	294

Gamma or Beta/Gamma Instruments			
Inst. S/N	Inst. Code	Bkg.	Detection Type

Classification:	4
Survey Type:	Upper

Alpha Counting Instruments				
Inst. S/N	Inst. Code	Eff. %	Corr. Fac.	Bkg. CPM
13295	2	33.93	2.95	0.45

Beta Counting Instruments				
Inst. S/N	Inst. Code	Eff. %	Corr. Fac.	Bkg. CPM
13295	3	37.39	2.67	1.96

Survey Date:	9/25/95
Count Date:	10/11/95

Surveyor:	C. Vergari/J. Gemza
Signature:	<i>Carmen Vergari</i>

Surface Description	Coordinates		Gamma at 1m uR/hr	Gamma Inst. Code	Beta/Gamma Contact mR/hr	Beta/Gamma Code	Contact Gross 1 min. Count Alpha	Alpha Inst. Code	Contact Gross 1 min. Count Beta	Beta Inst. Code	Scan Contact		Removable DPM/100 cm2 Alpha	Alpha Count Code	Removable DPM/100 cm2 Beta	Beta Count Code	Comments
											Gross CPM						
	X	Y	Max Beta	Avg Beta													
Ceiling	1	-3	N/A	N/A	N/A	N/A	1	6	317	11	365	270	1.34	2	-1.87	3	Metal
Ceiling	2	-3	N/A	N/A	N/A	N/A	2	6	310	11	308	260	1.34	2	2.14	3	Metal
Ceiling	1	-4	N/A	N/A	N/A	N/A	1	6	278	11	288	260	-0.13	2	-0.53	3	Metal
Ceiling	2	-4	N/A	N/A	N/A	N/A	1	6	291	11	295	250	-1.61	2	-0.53	3	Metal
Ceiling	1	-6	N/A	N/A	N/A	N/A	2	6	255	11	409	260	1.34	2	2.14	3	Metal
Ceiling	2	-6	N/A	N/A	N/A	N/A	3	6	288	11	356	240	1.34	2	-3.21	3	Metal
Ceiling	1	-10	N/A	N/A	N/A	N/A	1	6	291	11	493	300	-1.61	2	-1.87	3	Metal
Ceiling	2	-10	N/A	N/A	N/A	N/A	1	6	290	11	314	270	-0.13	2	7.49	3	Metal
Ceiling	1	-11	N/A	N/A	N/A	N/A	3	6	274	11	341	250	1.34	2	-3.21	3	Metal
Ceiling	2	-11	N/A	N/A	N/A	N/A	4	6	290	11	369	260	-1.61	2	-1.87	3	Metal
Ceiling	1	-12	N/A	N/A	N/A	N/A	4	6	262	11	419	300	-0.13	2	-0.53	3	Metal
Ceiling	2	-12	N/A	N/A	N/A	N/A	2	6	263	11	381	280	-0.13	2	-1.87	3	Metal
Ceiling	2	-1	N/A	N/A	N/A	N/A	7	6	277	11	354	220	1.34	2	3.48	3	Metal
Ceiling	4	-1	N/A	N/A	N/A	N/A	2	6	234	11	294	220	-1.61	2	-1.87	3	Metal
Ceiling	6	-1	N/A	N/A	N/A	N/A	5	6	306	11	317	230	-1.61	2	-3.21	3	Metal
Ceiling	8	-1	N/A	N/A	N/A	N/A	6	6	288	11	425	260	1.34	2	3.48	3	Metal
Ceiling	10	-1	N/A	N/A	N/A	N/A	3	6	269	11	285	230	-1.61	2	-1.87	3	Metal
Ceiling	12	-1	N/A	N/A	N/A	N/A	3	6	323	11	312	240	-1.61	2	-4.55	3	Metal
Ceiling	4	-2	N/A	N/A	N/A	N/A	13	6	320	11	412	320	-0.13	2	2.14	3	Metal
Ceiling	4	-4	N/A	N/A	N/A	N/A	14	6	216	11	384	290	-0.13	2	-3.21	3	Metal
Ceiling	4	-6	N/A	N/A	N/A	N/A	12	6	201	11	320	250	-1.61	2	-4.55	3	Metal
Ceiling	4	-8	N/A	N/A	N/A	N/A	3	6	276	11	426	300	-1.61	2	-1.87	3	Metal
Ceiling	4	-10	N/A	N/A	N/A	N/A	4	6	255	11	422	280	-1.61	2	-4.55	3	Metal

## Blairsville Point Survey Form #003

Survey Serial #:	01-442
------------------	--------

Survey Section:	1
-----------------	---

Survey Unit:	48
--------------	----

Survey Sub-unit:	1
------------------	---

Classification:	4
-----------------	---

Survey Type:	Upper
--------------	-------

Survey Date:	9/25/95
--------------	---------

Count Date:	10/11/95
-------------	----------

Alpha Survey Instruments				
Inst. S/N	Inst. Code	Eff. %	Corr. Fac.	Bkg. CPM
1510	6	21.3	4.69	4

Beta Survey Instruments				
Inst. S/N	Inst. Code	Eff. %	Corr. Fac.	Bkg. CPM
1593	11	36.2	2.76	294

Alpha Counting Instruments				
Inst. S/N	Inst. Code	Eff. %	Corr. Fac.	Bkg. CPM
13295	2	33.93	2.95	0.45

Beta Counting Instruments				
Inst. S/N	Inst. Code	Eff. %	Corr. Fac.	Bkg. CPM
13295	3	37.39	2.67	1.96

Gamma or Beta/Gamma Instruments			
Inst. S/N	Inst. Code	Bkg.	Detection Type

Surveyor:	C. Vergari/J. Gemza
-----------	---------------------

Signature: *Carmen Vergari J. Gemza*

Surface Description	Coordinates		Gamma at 1m	Gamma Inst.	Beta/Gamma Contact	Beta/Gamma	Contact Gross 1 min. Count	Alpha Inst.	Contact Gross 1 min. Count	Beta Inst.	Scan Contact Gross CPM		Removable DPM/100 cm2	Alpha Count	Removable DPM/100 cm2	Beta Count	Comments
	X	Y	uR/hr	Code	mR/hr	Code	Alpha	Code	Beta	Code	Max Beta	Avg Beta	Alpha	Code	Beta	Code	
	Ceiling	4	-12	N/A	N/A	N/A	N/A	5	6	298	11	416	280	-0.13	2	-5.88	
Ceiling	9	-11	N/A	N/A	N/A	N/A	1	6	272	11	370	240	-1.61	2	-0.53	3	Metal
Ceiling	9	-13	N/A	N/A	N/A	N/A	2	6	262	11	420	260	-0.13	2	-0.53	3	Metal
Ceiling	11	-12	N/A	N/A	N/A	N/A	3	6	292	11	452	260	-0.13	2	-5.88	3	Metal
Ceiling	12.4	-7	N/A	N/A	N/A	N/A	4	6	323	11	480	300	-1.61	2	0.80	3	Metal
Ceiling	12.4	-9	N/A	N/A	N/A	N/A	4	6	317	11	428	270	1.34	2	-4.55	3	Metal
Ceiling	12.4	-10	N/A	N/A	N/A	N/A	4	6	293	11	362	260	-1.61	2	-1.87	3	Metal

**LB5100-W Low Background Counting System -- Smear Analysis**

Date: 10/11/95  
 Counting Unit id: 1  
 Data file name: C:\LBXL\UNIT1\B01-442.XLD  
 Batch Ended: 10/11/95 9:36  
 Crosstalk Correction: Not Applied

Alpha activity action level (DPM): 20.00  
 Beta activity action level (DPM): 200.00  
 Certainty level for MDA and flags: 95.00%  
 High Voltage Setting: 1440

Application Revision: 3  
 Application Version: Standard

Alpha efficiency log file: th230ab  
 Alpha Efficiency: 33.88%  
 Alpha to Beta Crosstalk: 24.53%  
 Alpha Background (CPM): 0.545  
 Alpha Correction Factor: 1.000

Beta efficiency log file: tc99ab  
 Beta Efficiency: 37.39%  
 Beta into Alpha Crosstalk: 0.13%

Beta Background (CPM): 2.2  
 Beta Correction Factor: 1.000

Carrier	Alpha Activity				Beta Activity				Count time (min)	Alpha CPM	Beta CPM	Completion Date - Time
	DPM	$\sigma$	flags	MDA	DPM	$\sigma$	flags	MDA				
1	1.343	2.09	<MDA	9.09	-1.87	2.33	<MDA	12.89	2.00	0.455	-0.70	10/11/95 8:30
2	1.343	2.09	<MDA	9.09	2.14	3.29	<MDA	12.89	2.00	0.455	0.80	10/11/95 8:32
3	-0.133	1.48	<MDA	9.09	-0.53	2.69	<MDA	12.89	2.00	-0.045	-0.20	10/11/95 8:35
4	-1.609	1.48	<MDA	9.09	-0.53	2.69	<MDA	12.89	2.00	-0.545	-0.20	10/11/95 8:37
5	1.343	2.09	<MDA	9.09	2.14	3.29	<MDA	12.89	2.00	0.455	0.80	10/11/95 8:39
6	1.343	2.09	<MDA	9.09	-3.21	1.91	<MDA	12.89	2.00	0.455	-1.20	10/11/95 8:41
7	-1.609	1.48	<MDA	9.09	-1.87	2.33	<MDA	12.89	2.00	-0.545	-0.70	10/11/95 8:43
8	-0.133	1.48	<MDA	9.09	7.49	4.24	<AL	12.89	2.00	-0.045	2.80	10/11/95 8:46
9	1.343	2.09	<MDA	9.09	-3.21	1.91	<MDA	12.89	2.00	0.455	-1.20	10/11/95 8:48
10	-1.609	1.48	<MDA	9.09	-1.87	2.33	<MDA	12.89	2.00	-0.545	-0.70	10/11/95 8:50
11	-0.133	1.48	<MDA	9.09	-0.53	2.69	<MDA	12.89	2.00	-0.045	-0.20	10/11/95 8:52
12	-0.133	1.48	<MDA	9.09	-1.87	2.33	<MDA	12.89	2.00	-0.045	-0.70	10/11/95 8:54
13	1.343	2.09	<MDA	9.09	3.48	3.55	<MDA	12.89	2.00	0.455	1.30	10/11/95 8:57
14	-1.609	1.48	<MDA	9.09	-1.87	2.33	<MDA	12.89	2.00	-0.545	-0.70	10/11/95 8:59
15	-1.609	1.48	<MDA	9.09	-3.21	1.91	<MDA	12.89	2.00	-0.545	-1.20	10/11/95 9:01
16	1.343	2.09	<MDA	9.09	3.48	3.55	<MDA	12.89	2.00	0.455	1.30	10/11/95 9:03
17	-1.609	1.48	<MDA	9.09	-1.87	2.33	<MDA	12.89	2.00	-0.545	-0.70	10/11/95 9:05
18	-1.609	1.48	<MDA	9.09	-4.55	1.37	<MDA	12.89	2.00	-0.545	-1.70	10/11/95 9:08
19	-0.133	1.48	<MDA	9.09	2.14	3.29	<MDA	12.89	2.00	-0.045	0.80	10/11/95 9:10
20	-0.133	1.48	<MDA	9.09	-3.21	1.91	<MDA	12.89	2.00	-0.045	-1.20	10/11/95 9:12
21	-1.609	1.48	<MDA	9.09	-4.55	1.37	<MDA	12.89	2.00	-0.545	-1.70	10/11/95 9:14
22	-1.609	1.48	<MDA	9.09	-1.87	2.33	<MDA	12.89	2.00	-0.545	-0.70	10/11/95 9:16
23	-1.609	1.48	<MDA	9.09	-4.55	1.37	<MDA	12.89	2.00	-0.545	-1.70	10/11/95 9:19
24	-0.133	1.48	<MDA	9.09	-5.88	1.37	<MDA	12.89	2.00	-0.045	-2.20	10/11/95 9:21

**LB5100-W Low Background Counting System -- Smear Analysis**

Date: 10/11/95  
 Counting Unit id: 1  
 Data file name: C:\LBXL\UNIT1\B01-442.XLD  
 Batch Ended: 10/11/95 9:36  
 Crosstalk Correction: Not Applied

Alpha activity action level (DPM): 20.00  
 Beta activity action level (DPM): 200.00  
 Certainty level for MDA and flags: 95.00%  
 High Voltage Setting: 1440

Application Revision: 3  
 Application Version: Standard

Batch ID: Blairsville 1-48-1 upper

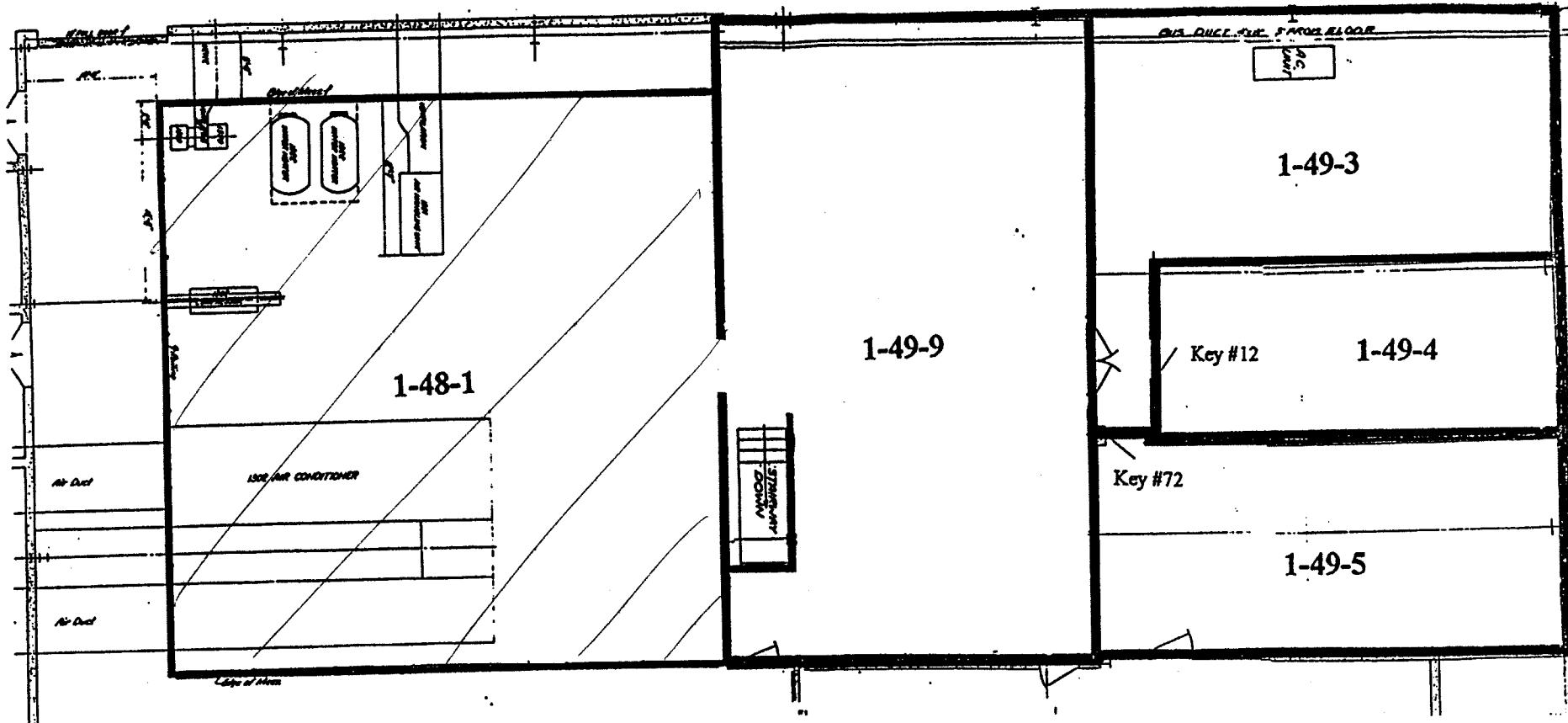
Carrier	Alpha Activity				Beta Activity				Count time (min)	Alpha CPM	Beta CPM	Completion Date - Time
	DPM	$\sigma$	flags	MDA	DPM	$\sigma$	flags	MDA				
25	-1.609	1.48	<MDA	9.09	-0.53	2.69	<MDA	12.89	2.00	-0.545	-0.20	10/11/95 9:23
26	-0.133	1.48	<MDA	9.09	-0.53	2.69	<MDA	12.89	2.00	-0.045	-0.20	10/11/95 9:25
27	-0.133	1.48	<MDA	9.09	-5.88	1.37	<MDA	12.89	2.00	-0.045	-2.20	10/11/95 9:27
28	-1.609	1.48	<MDA	9.09	0.80	3.00	<MDA	12.89	2.00	-0.545	0.30	10/11/95 9:30
29	1.343	2.09	<MDA	9.09	-4.55	1.37	<MDA	12.89	2.00	0.455	-1.70	10/11/95 9:32
30	-1.609	1.48	<MDA	9.09	-1.87	2.33	<MDA	12.89	2.00	-0.545	-0.70	10/11/95 9:34
31	-1.609	1.48	<MDA	9.09	-1.87	2.33	<MDA	12.89	2.00	-0.545	-0.70	10/11/95 9:36

Alpha efficiency log file: th230ab Alpha Efficiency: 33.88% Alpha to Beta Crosstalk: 24.53% Alpha Background (CPM): 0.545 Alpha Correction Factor: 1.000
Beta efficiency log file: tc99ab Beta Efficiency: 37.39% Beta into Alpha Crosstalk: 0.13% Beta Background (CPM): 2.2 Beta Correction Factor: 1.000



SURVEY # 01-442  
UPPER 1-48-1  
9-25-95

UNIT 1-49 and 1-48 (rev 1 as of 6-13-95)



# Blairsville Point Survey Form #003

Survey Serial #:	01-443
Survey Section:	1
Survey Unit:	18
Survey Sub-unit:	5

Alpha Survey Instruments				
Inst. S/N	Inst. Code	Eff. %	Corr. Fac.	Bkg. CPM
1588	8	21.2	4.72	1


Beta Survey Instruments				
Inst. S/N	Inst. Code	Eff. %	Corr. Fac.	Bkg. CPM
1601	13	34.6	2.89	320

Gamma or Beta/Gamma Instruments			
Inst. S/N	Inst. Code	Bkg.	Detection Type

Classification:	4
Survey Type:	Upper
Survey Date:	10/19/95
Count Date:	10/24/95

Alpha Counting Instruments				
Inst. S/N	Inst. Code	Eff. %	Corr. Fac.	Bkg. CPM
13295	2	33.93	2.95	0.45

Beta Counting Instruments				
Inst. S/N	Inst. Code	Eff. %	Corr. Fac.	Bkg. CPM
13295	3	37.39	2.67	1.96

Surveyor:	L. Smith / C. Vergari
Signature:	

Surface Description	Coordinates		Gamma at 1m uR/hr	Gamma Inst. Code	Beta/Gamma Contact mR/hr	Beta/Gamma Code	Contact Gross 1 min. Count Alpha	Alpha Inst. Code	Contact Gross 1 min. Count Beta	Beta Inst. Code	Scan Contact Gross CPM		Removable DPM/100 cm2 Alpha	Alpha Count Code	Removable DPM/100 cm2 Beta	Beta Count Code	Comments
	X	Y									Max Beta	Avg Beta					
Ceiling	1	-2	N/A	N/A	N/A	N/A	6	8	286	13	400	300	-1.61	2	-0.53	3	Painted metal
Ceiling	2	-1	N/A	N/A	N/A	N/A	1	8	300	13	368	290	-1.61	2	-0.53	3	Painted metal
Ceiling	3	-2	N/A	N/A	N/A	N/A	4	8	270	13	407	320	1.34	2	-3.21	3	Painted metal
Ceiling	4	-1	N/A	N/A	N/A	N/A	1	8	304	13	457	350	-1.61	2	2.14	3	Painted metal

**LB5100-W Low Background Counting System -- Smear Analysis**

Date: 10/24/95  
 Counting Unit id: 1  
 Data file name: C:\LBXL\UNIT1\B01-443.XLD  
 Batch Ended: 10/24/95 9:04  
 Crosstalk Correction: Not Applied

Alpha activity action level (DPM): 20.00  
 Beta activity action level (DPM): 200.00  
 Certainty level for MDA and flags: 95.00%  
 High Voltage Setting: 1440

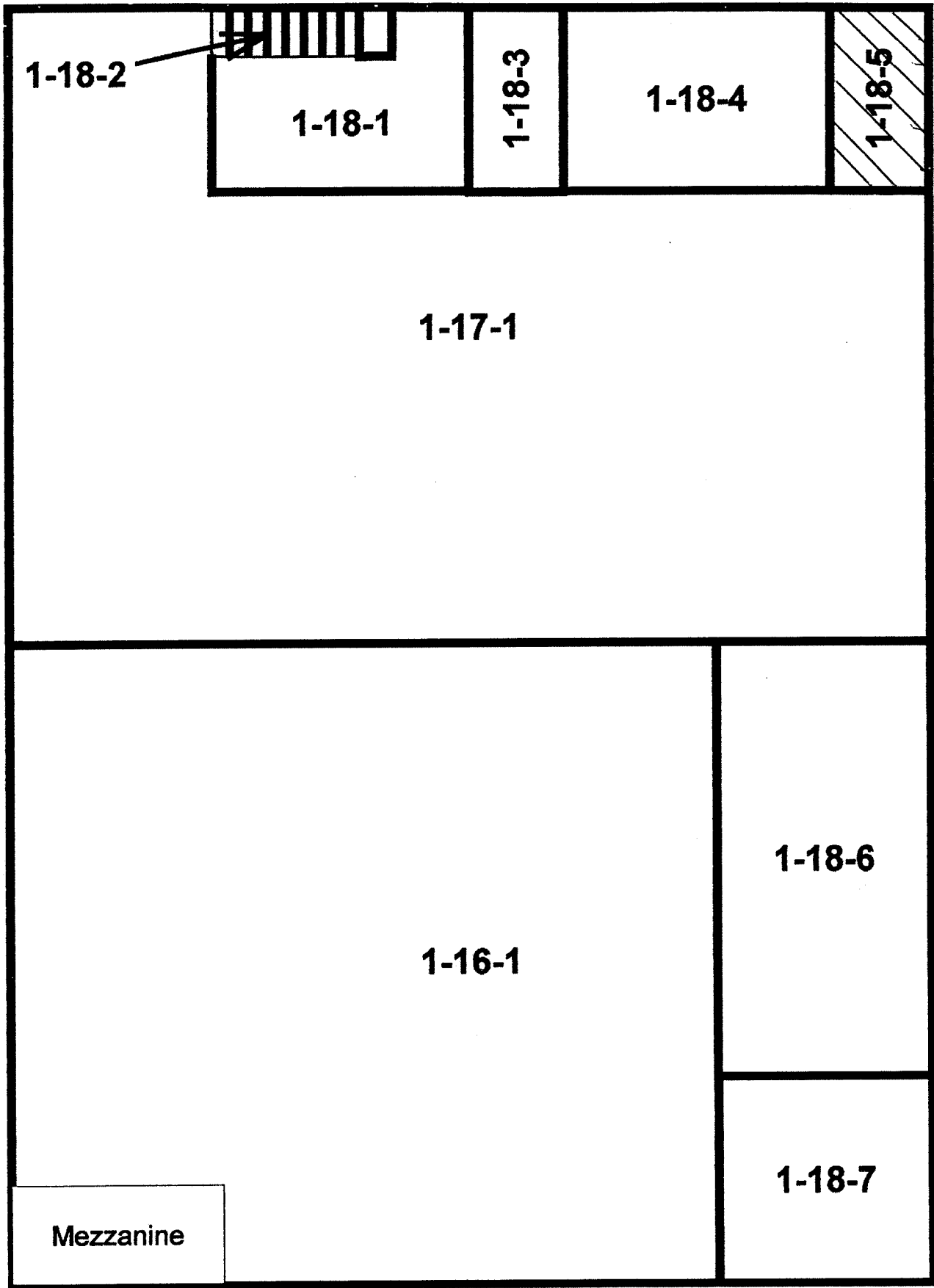
Application Revision: 3  
 Application Version: Standard

Alpha efficiency log file: th230ab Alpha Efficiency: 33.88% Alpha to Beta Crosstalk: 24.53% Alpha Background (CPM): 0.545 Alpha Correction Factor: 1.000			
Beta efficiency log file: tc99ab Beta Efficiency: 37.39% Beta into Alpha Crosstalk: 0.13% Beta Background (CPM): 2.2 Beta Correction Factor: 1.000			
Count time (min)	Alpha CPM	Beta CPM	Completion Date - Time
2.00	-0.545	-0.20	10/24/95 8:58
2.00	-0.545	-0.20	10/24/95 9:00
2.00	0.455	-1.20	10/24/95 9:02
2.00	-0.545	0.80	10/24/95 9:04

Batch ID: Blairsville 1-18-5

Carrier	Alpha Activity				Beta Activity			
	DPM	$\sigma$	flags	MDA	DPM	$\sigma$	flags	MDA
49	-1.609	1.48	<MDA	9.09	-0.53	2.69	<MDA	12.89
50	-1.609	1.48	<MDA	9.09	-0.53	2.69	<MDA	12.89
51	1.343	2.09	<MDA	9.09	-3.21	1.91	<MDA	12.89
52	-1.609	1.48	<MDA	9.09	2.14	3.29	<MDA	12.89

# Units 1-16, 1-17, 1-18



1-18-5  
10-19-95  
2:14 PM

# Blairsville Point Survey Form #003

Survey Serial #:	01-444
Survey Section:	1
Survey Unit:	18
Survey Sub-unit:	4

Alpha Survey Instruments				
Inst. S/N	Inst. Code	Eff. %	Corr. Fac.	Bkg. CPM
1588	8	21.2	4.72	3


Beta Survey Instruments				
Inst. S/N	Inst. Code	Eff. %	Corr. Fac.	Bkg. CPM
1601	13	34.6	2.89	378

Gamma or Beta/Gamma Instruments			
Inst. S/N	Inst. Code	Bkg.	Detection Type

Classification:	4
Survey Type:	Upper

Alpha Counting Instruments				
Inst. S/N	Inst. Code	Eff. %	Corr. Fac.	Bkg. CPM
13295	2	33.93	2.95	0.45

Beta Counting Instruments				
Inst. S/N	Inst. Code	Eff. %	Corr. Fac.	Bkg. CPM
13295	3	37.39	2.67	1.96

Surveyor:	L/ Smith / C. Vergari
Signature:	

Survey Date:	10/19/95
Count Date:	10/24/95

Surface Description	Coordinates		Gamma at 1m uR/hr	Gamma Inst. Code	Beta/Gamma Contact mR/hr	Beta/Gamma Code	Contact Gross 1 min. Count Alpha	Alpha Inst. Code	Contact Gross 1 min. Count Beta	Beta Inst. Code	Scan Contact Gross CPM		Removable DPM/100 cm2 Alpha	Alpha Count Code	Removable DPM/100 cm2 Beta	Beta Count Code	Comments
	X	Y									Max Beta	Avg Beta					
	Ceiling	3									-1	N/A					
Ceiling	1	-3	N/A	N/A	N/A	N/A	5	8	317	13	436	300	-0.13	2	2.14	3	Painted metal
Ceiling	4	-6	N/A	N/A	N/A	N/A	7	8	265	13	382	270	-1.61	2	-1.87	3	Painted metal
Ceiling	3	-7	N/A	N/A	N/A	N/A	6	8	283	13	474	300	-0.13	2	6.15	3	Painted metal
Ceiling	1	-5.5	N/A	N/A	N/A	N/A	4	8	258	13	355	280	-0.13	2	-3.21	3	Painted metal
Ceiling	3	-4.5	N/A	N/A	N/A	N/A	2	8	296	13	371	280	-1.61	2	0.80	3	Painted metal

**LB5100-W Low Background Counting System -- Smear Analysis**

Date: 10/24/95  
 Counting Unit id: 1  
 Data file name: C:\LBXL\UNIT1\B01-444.XLD  
 Batch Ended: 10/24/95 9:20  
 Crosstalk Correction: Not Applied

Alpha activity action level (DPM): 20.00  
 Beta activity action level (DPM): 200.00  
 Certainty level for MDA and flags: 95.00%  
 High Voltage Setting: 1440

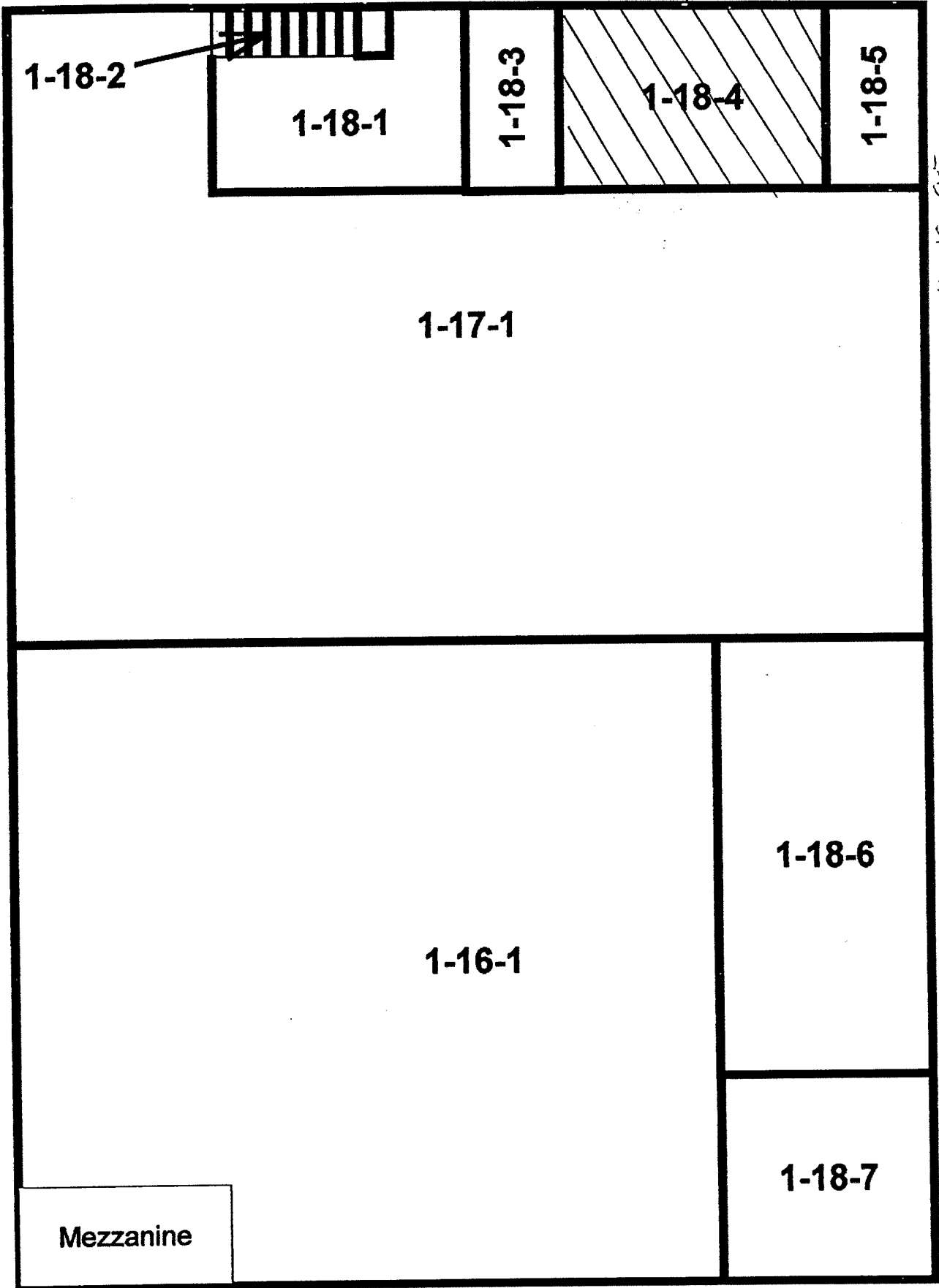
Application Revision: 3  
 Application Version: Standard

Batch ID: Blairsville 1-18-4

Carrier	Alpha Activity				Beta Activity				Count time (min)	Alpha CPM	Beta CPM	Completion Date - Time
	DPM	$\sigma$	flags	MDA	DPM	$\sigma$	flags	MDA				
53	-1.609	1.48	<MDA	9.09	-4.55	1.37	<MDA	12.89	2.00	-0.545	-1.70	10/24/95 9:06
54	-0.133	1.48	<MDA	9.09	2.14	3.29	<MDA	12.89	2.00	-0.045	0.80	10/24/95 9:09
55	-1.609	1.48	<MDA	9.09	-1.87	2.33	<MDA	12.89	2.00	-0.545	-0.70	10/24/95 9:11
56	-0.133	1.48	<MDA	9.09	6.15	4.02	<AL	12.89	2.00	-0.045	2.30	10/24/95 9:13
57	-0.133	1.48	<MDA	9.09	-3.21	1.91	<MDA	12.89	2.00	-0.045	-1.20	10/24/95 9:15
58	-1.609	1.48	<MDA	9.09	0.80	3.00	<MDA	12.89	2.00	-0.545	0.30	10/24/95 9:18
59	-1.609	1.48	<MDA	9.09	4.81	3.79	<AL	12.89	2.00	-0.545	1.80	10/24/95 9:20

Alpha efficiency log file: th230ab Alpha Efficiency: 33.88% Alpha to Beta Crosstalk: 24.53% Alpha Background (CPM): 0.545 Alpha Correction Factor: 1.000
Beta efficiency log file: tc99ab Beta Efficiency: 37.39% Beta into Alpha Crosstalk: 0.13% Beta Background (CPM): 2.2 Beta Correction Factor: 1.000

# Units 1-16, 1-17, 1-18



10-19-95  
# 1-18-4  
TTTT

1-18-2

1-18-1

1-18-3

1-18-4

1-18-5

1-17-1

1-18-6

1-16-1

1-18-7

Mezzanine

# Blairsville Point Survey Form #003

Survey Serial #: 01-445

Survey Section: 1

Survey Unit: 18

Survey Sub-unit: 1

Classification: 4

Survey Type: Upper

Survey Date: 10/19/95

Count Date: 10/24/95

Alpha Survey Instruments				
Inst. S/N	Inst. Code	Eff. %	Corr. Fac.	Bkg. CPM
1588	8	21.2	4.72	2

Beta Survey Instruments				
Inst. S/N	Inst. Code	Eff. %	Corr. Fac.	Bkg. CPM
1601	13	34.6	2.89	274

Gamma or Beta/Gamma Instruments			
Inst. S/N	Inst. Code	Bkg.	Detection Type

Alpha Counting Instruments				
Inst. S/N	Inst. Code	Eff. %	Corr. Fac.	Bkg. CPM
13295	2	33.93	2.95	0.45

Beta Counting Instruments				
Inst. S/N	Inst. Code	Eff. %	Corr. Fac.	Bkg. CPM
13295	3	37.39	2.67	1.96

Surveyor: L. Smith / C. Vergari  
 Signature: *L. Smith / C. Vergari*

Surface Description	Coordinates		Gamma at 1m uR/hr	Gamma Inst. Code	Beta/Gamma Contact mR/hr	Beta/Gamma Code	Contact Gross 1 min. Count Alpha	Alpha Inst. Code	Contact Gross 1 min. Count Beta	Beta Inst. Code	Scan Contact Gross CPM		Removable DPM/100 cm2 Alpha	Alpha Count Code	Removable DPM/100 cm2 Beta	Beta Count Code	Comments
	X	Y									Max Beta	Avg Beta					
Ceiling	1	-1	N/A	N/A	N/A	N/A	3	8	293	13	374	280	-0.13	2	-1.87	3	Painted metal
Ceiling	1	-4	N/A	N/A	N/A	N/A	1	8	274	13	379	280	-1.61	2	-0.53	3	Painted metal
Ceiling	3.5	-4.5	N/A	N/A	N/A	N/A	0	8	284	13	403	240	-0.13	2	-3.21	3	Painted metal
Ceiling	2.5	-6.5	N/A	N/A	N/A	N/A	2	8	251	13	353	270	-1.61	2	-1.87	3	Painted metal



**LB5100-W Low Background Counting System -- Smear Analysis**

Date: 10/24/95  
 Counting Unit id: 1  
 Data file name: C:\LBXL\UNIT1\B01-445.XLD  
 Batch Ended: 10/24/95 9:29  
 Crosstalk Correction: Not Applied

Alpha activity action level (DPM): 20.00  
 Beta activity action level (DPM): 200.00  
 Certainty level for MDA and flags: 95.00%  
 High Voltage Setting: 1440

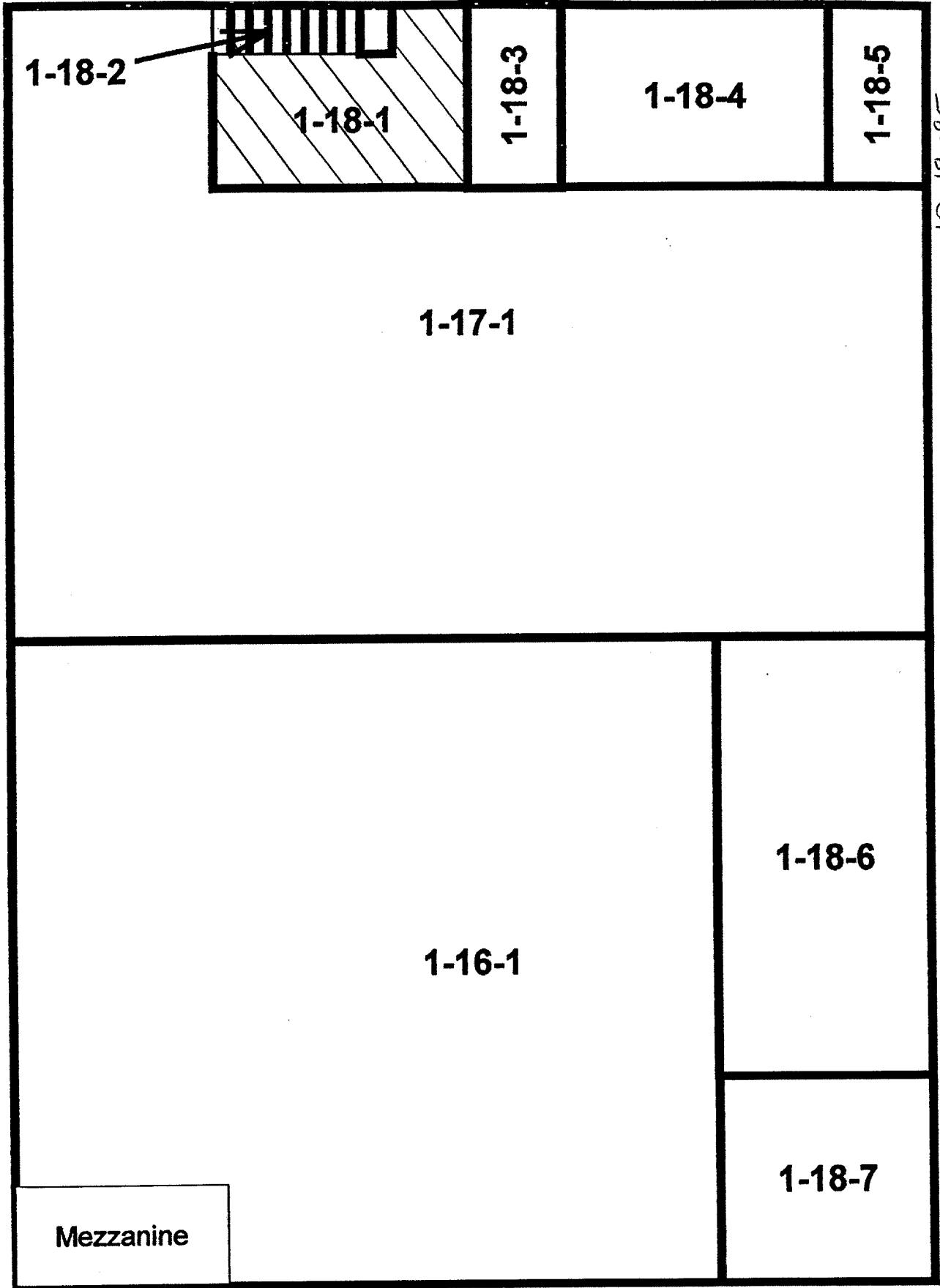
Application Revision: 3  
 Application Version: Standard

Alpha efficiency log file: th230ab Alpha Efficiency: 33.88% Alpha to Beta Crosstalk: 24.53% Alpha Background (CPM): 0.545 Alpha Correction Factor: 1.000
Beta efficiency log file: tc99ab Beta Efficiency: 37.39% Beta into Alpha Crosstalk: 0.13% Beta Background (CPM): 2.2 Beta Correction Factor: 1.000
Count time (min)    Alpha CPM    Beta CPM    Completion Date - Time
2.00    -0.045    -0.70    10/24/95 9:22
2.00    -0.545    -0.20    10/24/95 9:24
2.00    -0.045    -1.20    10/24/95 9:26
2.00    -0.545    -0.70    10/24/95 9:29

Batch ID: Blairsville 1-18-1

Carrier	Alpha Activity				Beta Activity			
	DPM	$\sigma$	flags	MDA	DPM	$\sigma$	flags	MDA
60	-0.133	1.48	<MDA	9.09	-1.87	2.33	<MDA	12.89
61	-1.609	1.48	<MDA	9.09	-0.53	2.69	<MDA	12.89
62	-0.133	1.48	<MDA	9.09	-3.21	1.91	<MDA	12.89
63	-1.609	1.48	<MDA	9.09	-1.87	2.33	<MDA	12.89

# Units 1-16, 1-17, 1-18



10-19-95  
1-18-1  
# 01-445

# Blairsville Point Survey Form #003

Survey Serial #:	01-446
Survey Section:	1
Survey Unit:	18
Survey Sub-unit:	3

Alpha Survey Instruments				
Inst. S/N	Inst. Code	Eff. %	Corr. Fac.	Bkg. CPM
1588	8	21.2	4.72	2


Beta Survey Instruments				
Inst. S/N	Inst. Code	Eff. %	Corr. Fac.	Bkg. CPM
1601	13	34.6	2.89	274

Gamma or Beta/Gamma Instruments			
Inst. S/N	Inst. Code	Bkg.	Detection Type

Classification:	4
Survey Type:	Upper

Alpha Counting Instruments				
Inst. S/N	Inst. Code	Eff. %	Corr. Fac.	Bkg. CPM
13295	2	33.93	2.95	0.45

Beta Counting Instruments				
Inst. S/N	Inst. Code	Eff. %	Corr. Fac.	Bkg. CPM
13295	3	37.39	2.67	1.96

Surveyor:	L. Smith / C. Vergari
Signature:	

Survey Date:	10/19/95
Count Date:	10/24/95

Surface Description	Coordinates		Gamma at 1m	Gamma Inst.	Beta/Gamma Contact	Beta/Gamma Code	Contact Gross 1 min. Count	Alpha Inst. Code	Contact Gross 1 min. Count	Beta Inst. Code	Scan Contact Gross CPM		Removable DPM/100 cm2	Alpha Count	Removable DPM/100 cm2	Beta Count	Comments
	X	Y	uR/hr	Code	mR/hr	Code	Alpha	Beta	Code	Code	Max Beta	Avg Beta	Alpha	Code	Beta	Code	
Ceiling	1	-1	N/A	N/A	N/A	N/A	2	8	260	13	426	290	-1.61	2	0.80	3	Painted metal
Ceiling	3.5	-1	N/A	N/A	N/A	N/A	1	8	269	13	361	270	-1.61	2	0.80	3	Painted metal
Ceiling	3.5	-3	N/A	N/A	N/A	N/A	4	8	257	13	358	260	-1.61	2	0.80	3	Painted metal

**LB5100-W Low Background Counting System -- Smear Analysis**

Date: 10/24/95  
 Counting Unit id: 1  
 Data file name: C:\LBXL\UNIT1\B01-446.XLD  
 Batch Ended: 10/24/95 9:35  
 Crosstalk Correction: Not Applied

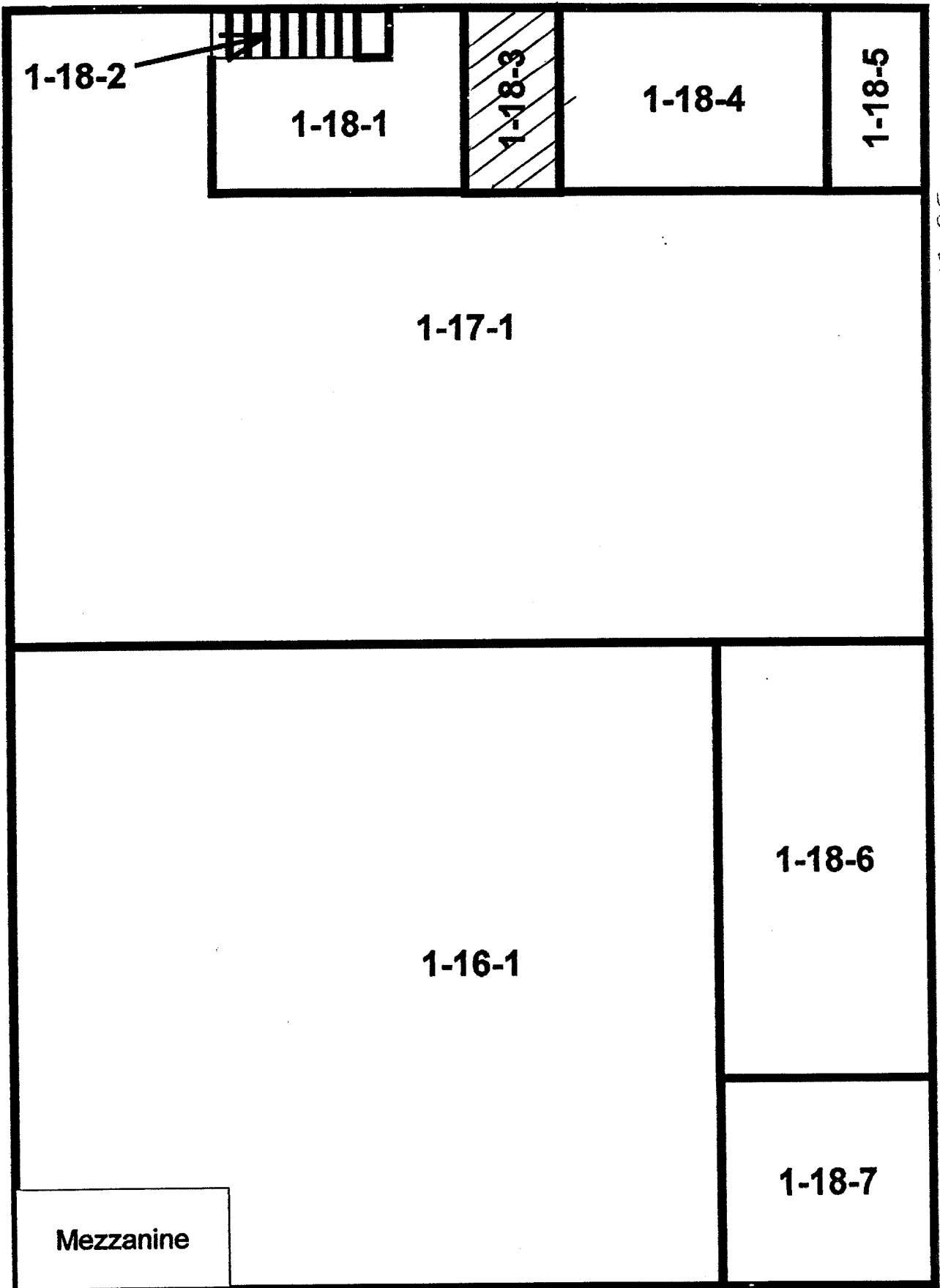
Alpha activity action level (DPM): 20.00  
 Beta activity action level (DPM): 200.00  
 Certainty level for MDA and flags: 95.00%  
 High Voltage Setting: 1440  
 Application Revision: 3  
 Application Version: Standard

Alpha efficiency log file: th230ab Alpha Efficiency: 33.88% Alpha to Beta Crosstalk: 24.53% Alpha Background (CPM): 0.545 Alpha Correction Factor: 1.000
Beta efficiency log file: tc99ab Beta Efficiency: 37.39% Beta into Alpha Crosstalk: 0.13% Beta Background (CPM): 2.2 Beta Correction Factor: 1.000
Count Alpha Beta Completion time (min) CPM CPM Date - Time
2.00 -0.545 0.30 10/24/95 9:31
2.00 -0.545 0.30 10/24/95 9:33
2.00 -0.545 0.30 10/24/95 9:35

Batch ID: Blairsville 1-18-3

Carrier	Alpha Activity				Beta Activity			
	DPM	$\sigma$	flags	MDA	DPM	$\sigma$	flags	MDA
64	-1.609	1.48	<MDA	9.09	0.80	3.00	<MDA	12.89
65	-1.609	1.48	<MDA	9.09	0.80	3.00	<MDA	12.89
66	-1.609	1.48	<MDA	9.09	0.80	3.00	<MDA	12.89

# Units 1-16, 1-17, 1-18



10-19-95  
1-18-3  
# 21-1111

# Blairsville Point Survey Form #003

Survey Serial #:	01-447
Survey Section:	1
Survey Unit:	18
Survey Sub-unit:	8

Alpha Survey Instruments				
Inst. S/N	Inst. Code	Eff. %	Corr. Fac.	Bkg. CPM
1588	8	21.2	4.72	4


Beta Survey Instruments				
Inst. S/N	Inst. Code	Eff. %	Corr. Fac.	Bkg. CPM
1601	13	34.6	2.89	269

Gamma or Beta/Gamma Instruments			
Inst. S/N	Inst. Code	Bkg.	Detection Type

Classification:	4
Survey Type:	Upper

Alpha Counting Instruments				
Inst. S/N	Inst. Code	Eff. %	Corr. Fac.	Bkg. CPM
13295	2	33.93	2.95	0.45

Beta Counting Instruments				
Inst. S/N	Inst. Code	Eff. %	Corr. Fac.	Bkg. CPM
13295	3	37.39	2.67	1.96

Surveyor:	L. Smith / C. Vergari
Signature:	

Surface Description	Coordinates		Gamma at 1m	Gamma Inst.	Beta/Gamma Contact	Beta/Gamma	Contact Gross 1 min. Count	Alpha Inst.	Contact Gross 1 min. Count	Beta Inst.	Scan Contact Gross CPM		Removable DPM/100 cm2	Alpha Count	Removable DPM/100 cm2	Beta Count	Comments
	X	Y	uR/hr	Code	mR/hr	Code	Alpha	Beta	Code	Max Beta	Avg Beta	Alpha	Beta	Code			
Ceiling	3	-0.5	N/A	N/A	N/A	N/A	6	8	268	13	378	290	-1.61	2	-1.87	3	Painted metal
Ceiling	1.5	-2	N/A	N/A	N/A	N/A	2	8	252	13	320	220	-1.61	2	-0.53	3	Painted metal
Ceiling	0.5	-5.5	N/A	N/A	N/A	N/A	6	8	254	13	344	250	-0.13	2	-1.87	3	Painted metal
Ceiling	1.5	-7	N/A	N/A	N/A	N/A	9	8	297	13	324	270	-0.13	2	-0.53	3	Painted metal
Ceiling	0.5	-10	N/A	N/A	N/A	N/A	2	8	257	13	387	270	-0.13	2	0.80	3	Painted metal
Ceiling	2	-13	N/A	N/A	N/A	N/A	4	8	273	13	312	260	-1.61	2	-3.21	3	Painted metal
Ceiling	4	-13	N/A	N/A	N/A	N/A	4	8	252	13	367	280	1.34	2	-3.21	3	Painted metal
Ceiling	3.5	-11	N/A	N/A	N/A	N/A	1	8	285	13	397	290	1.34	2	-3.21	3	Painted metal
Ceiling	3	-9	N/A	N/A	N/A	N/A	1	8	273	13	380	280	-1.61	2	-4.55	3	Painted metal
Ceiling	4	-6	N/A	N/A	N/A	N/A	4	8	264	13	282	250	-0.13	2	-1.87	3	Painted metal
Ceiling	4	-3	N/A	N/A	N/A	N/A	3	8	257	13	360	240	-1.61	2	0.80	3	Painted metal

**LB5100-W Low Background Counting System -- Smear Analysis**

Date: 10/24/95  
 Counting Unit id: 1  
 Data file name: C:\LBXL\UNIT1\B01-447.XLD  
 Batch Ended: 10/24/95 10:00  
 Crosstalk Correction: Not Applied

Alpha activity action level (DPM): 20.00  
 Beta activity action level (DPM): 200.00  
 Certainty level for MDA and flags: 95.00%  
 High Voltage Setting: 1440

Application Revision: 3  
 Application Version: Standard

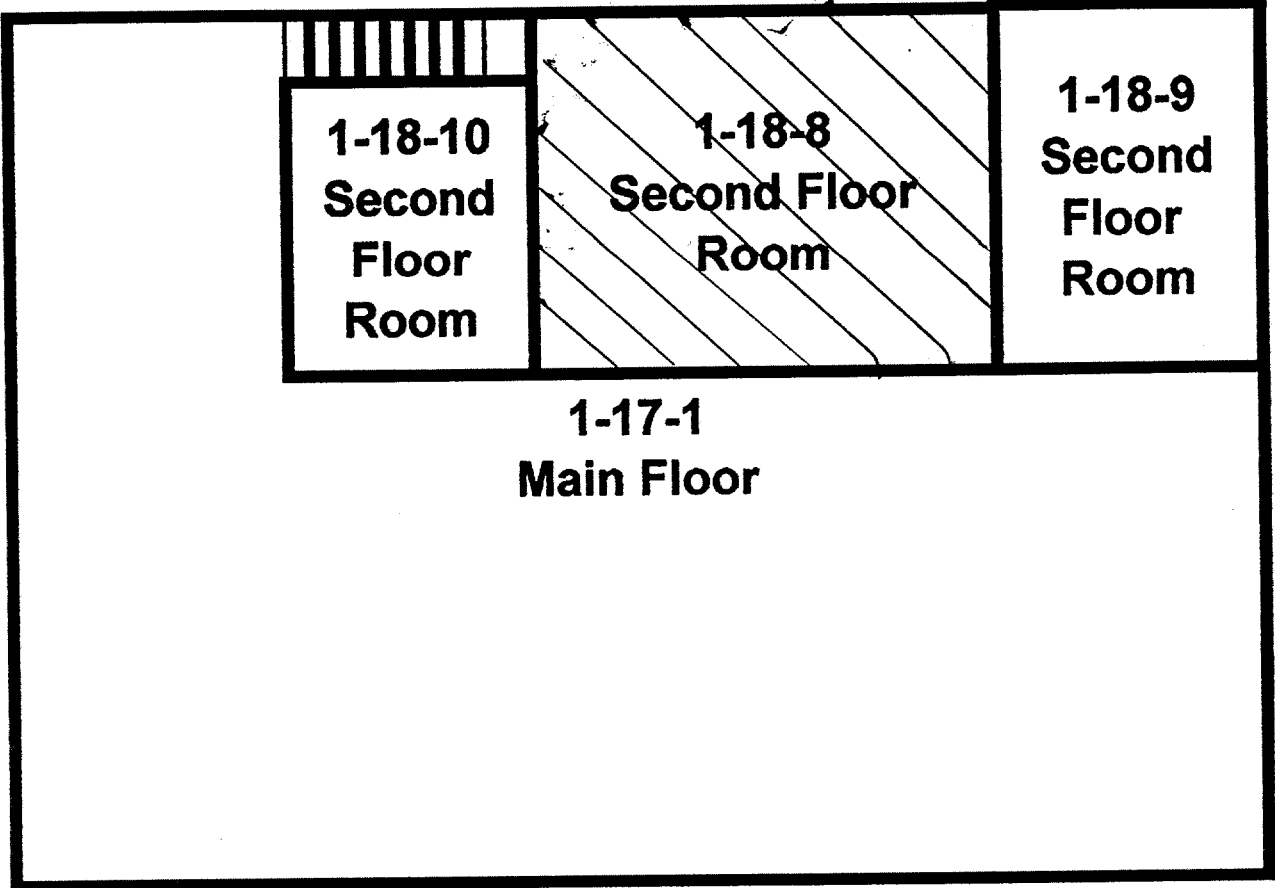
Alpha efficiency log file: th230ab  
 Alpha Efficiency: 33.88%  
 Alpha to Beta Crosstalk: 24.53%  
 Alpha Background (CPM): 0.545  
 Alpha Correction Factor: 1.000

Beta efficiency log file: tc99ab  
 Beta Efficiency: 37.39%  
 Beta into Alpha Crosstalk: 0.13%  
 Beta Background (CPM): 2.2  
 Beta Correction Factor: 1.000

Batch ID: Blairsville 1-18-8

Carrier	Alpha Activity				Beta Activity				Count time (min)	Alpha CPM	Beta CPM	Completion Date - Time
	DPM	$\sigma$	flags	MDA	DPM	$\sigma$	flags	MDA				
67	-1.609	1.48	<MDA	9.09	-1.87	2.33	<MDA	12.89	2.00	-0.545	-0.70	10/24/95 9:38
68	-1.609	1.48	<MDA	9.09	-0.53	2.69	<MDA	12.89	2.00	-0.545	-0.20	10/24/95 9:40
69	-0.133	1.48	<MDA	9.09	-1.87	2.33	<MDA	12.89	2.00	-0.045	-0.70	10/24/95 9:42
70	-0.133	1.48	<MDA	9.09	-0.53	2.69	<MDA	12.89	2.00	-0.045	-0.20	10/24/95 9:44
71	-0.133	1.48	<MDA	9.09	0.80	3.00	<MDA	12.89	2.00	-0.045	0.30	10/24/95 9:46
72	-1.609	1.48	<MDA	9.09	-3.21	1.91	<MDA	12.89	2.00	-0.545	-1.20	10/24/95 9:49
73	1.343	2.09	<MDA	9.09	-3.21	1.91	<MDA	12.89	2.00	0.455	-1.20	10/24/95 9:51
74	1.343	2.09	<MDA	9.09	-3.21	1.91	<MDA	12.89	2.00	0.455	-1.20	10/24/95 9:53
75	-1.609	1.48	<MDA	9.09	-4.55	1.37	<MDA	12.89	2.00	-0.545	-1.70	10/24/95 9:55
76	-0.133	1.48	<MDA	9.09	-1.87	2.33	<MDA	12.89	2.00	-0.045	-0.70	10/24/95 9:57
77	-1.609	1.48	<MDA	9.09	0.80	3.00	<MDA	12.89	2.00	-0.545	0.30	10/24/95 10:00

**SECOND FLOOR ROOMS  
UNIT 1-18**



#01-447  
1-18-8  
10-23-95



# Blairsville Point Survey Form #003

Survey Serial #:	01-448
------------------	--------

Survey Section:	1
-----------------	---

Survey Unit:	18
--------------	----

Survey Sub-unit:	4
------------------	---

Classification:	4
-----------------	---

Survey Type:	Upper
--------------	-------

Survey Date:	10/23/95
--------------	----------

Count Date:	10/24/95
-------------	----------

Alpha Survey Instruments				
Inst.	Inst.		Corr.	Bkg.
S/N	Code	Eff. %	Fac.	CPM
1588	8	21.2	4.72	4


Beta Survey Instruments				
Inst.	Inst.		Corr.	Bkg.
S/N	Code	Eff. %	Fac.	CPM
1601	13	34.6	2.89	269

Gamma or Beta/Gamma Instruments			
Inst.	Inst.		Detection
S/N	Code	Bkg.	Type

Alpha Counting Instruments				
Inst.	Inst.		Corr.	Bkg.
S/N	Code	Eff. %	Fac.	CPM
13295	2	33.93	2.95	0.45

Beta Counting Instruments				
Inst.	Inst.		Corr.	Bkg.
S/N	Code	Eff. %	Fac.	CPM
13295	3	37.39	2.67	1.96

Surveyor:	J. Gemza / C. Vergari
-----------	-----------------------

Signature: 

Surface Description	Coordinates		Gamma at 1m	Gamma Inst.	Beta/Gamma Contact	Beta/Gamma Code	Contact Gross 1 min. Count	Alpha Inst.	Contact Gross 1 min. Count	Beta Inst.	Scan Contact Gross CPM		Removable DPM/100 cm2	Alpha Count	Removable DPM/100 cm2	Beta Count	Comments
	X	Y	uR/hr	Code	mR/hr	Code	Alpha	Code	Beta	Code	Max Beta	Avg Beta	Alpha	Code	Beta	Code	
Ceiling	1.5	-1	N/A	N/A	N/A	N/A	3	8	266	13	322	260	-1.61	2	3.48	3	Painted metal
Ceiling	0.5	-4	N/A	N/A	N/A	N/A	3	8	287	13	365	250	-1.61	2	-4.55	3	Painted metal
Ceiling	2	-5	N/A	N/A	N/A	N/A	3	8	264	13	288	210	-1.61	2	-4.55	3	Painted metal
Ceiling	4	-6	N/A	N/A	N/A	N/A	7	8	278	13	360	270	-0.13	2	2.14	3	Painted metal
Ceiling	4.5	-3.5	N/A	N/A	N/A	N/A	3	8	284	13	439	300	-1.61	2	-5.88	3	Painted metal
Ceiling	3	-2	N/A	N/A	N/A	N/A	3	8	256	13	327	190	-0.13	2	-5.88	3	Painted metal
Ceiling	4	-1	N/A	N/A	N/A	N/A	3	8	279	13	345	250	-1.61	2	-0.53	3	Painted metal

**LB5100-W Low Background Counting System -- Smear Analysis**

Date: 10/24/95  
 Counting Unit id: 1  
 Data file name: C:\LBXL\UNIT1\B01-448.XLD  
 Batch Ended: 10/24/95 10:15  
 Crosstalk Correction: Not Applied

Alpha activity action level (DPM): 20.00  
 Beta activity action level (DPM): 200.00  
 Certainty level for MDA and flags: 95.00%  
 High Voltage Setting: 1440

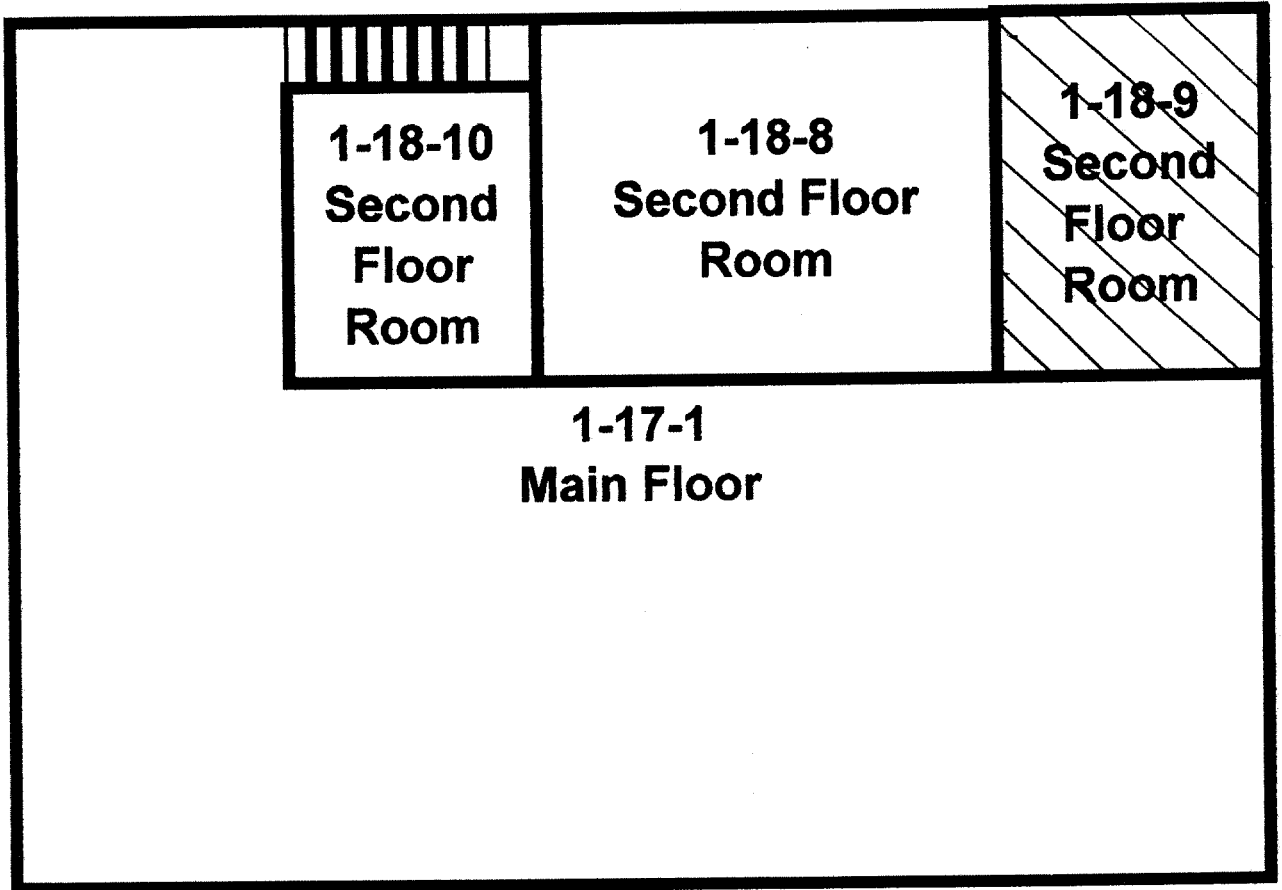
Application Revision: 3  
 Application Version: Standard

Batch ID: Blairsville 1-18-9

Carrier	Alpha Activity				Beta Activity				Count time (min)	Alpha CPM	Beta CPM	Completion Date - Time
	DPM	$\sigma$	flags	MDA	DPM	$\sigma$	flags	MDA				
78	-1.609	1.48	<MDA	9.09	3.48	3.55	<MDA	12.89	2.00	-0.545	1.30	10/24/95 10:02
79	-1.609	1.48	<MDA	9.09	-4.55	1.37	<MDA	12.89	2.00	-0.545	-1.70	10/24/95 10:04
80	-1.609	1.48	<MDA	9.09	-4.55	1.37	<MDA	12.89	2.00	-0.545	-1.70	10/24/95 10:06
81	-0.133	1.48	<MDA	9.09	2.14	3.29	<MDA	12.89	2.00	-0.045	0.80	10/24/95 10:08
82	-1.609	1.48	<MDA	9.09	-5.88	1.37	<MDA	12.89	2.00	-0.545	-2.20	10/24/95 10:11
83	-0.133	1.48	<MDA	9.09	-5.88	1.37	<MDA	12.89	2.00	-0.045	-2.20	10/24/95 10:13
84	-1.609	1.48	<MDA	9.09	-0.53	2.69	<MDA	12.89	2.00	-0.545	-0.20	10/24/95 10:15

Alpha efficiency log file: th230ab Alpha Efficiency: 33.88% Alpha to Beta Crosstalk: 24.53% Alpha Background (CPM): 0.545 Alpha Correction Factor: 1.000
Beta efficiency log file: tc99ab Beta Efficiency: 37.39% Beta into Alpha Crosstalk: 0.13% Beta Background (CPM): 2.2 Beta Correction Factor: 1.000

**SECOND FLOOR ROOMS  
UNIT 1-18**



# 01-448  
1-18-9  
10-23-95

# Blairsville Point Survey Form #003

Survey Serial #:	01-449
------------------	--------

Survey Section:	1
-----------------	---

Survey Unit:	18
--------------	----

Survey Sub-unit:	6
------------------	---

Classification:	4
-----------------	---

Survey Type:	Upper
--------------	-------

Survey Date:	10/23/95
--------------	----------

Count Date:	10/24/95
-------------	----------

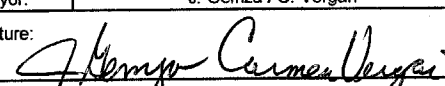
Alpha Survey Instruments				
Inst. S/N	Inst. Code	Eff. %	Corr. Fac.	Bkg. CPM
1588	8	21.2	4.72	1

Beta Survey Instruments				
Inst. S/N	Inst. Code	Eff. %	Corr. Fac.	Bkg. CPM
1601	13	34.6	2.89	301

Gamma or Beta/Gamma Instruments			
Inst. S/N	Inst. Code	Bkg.	Detection Type

Alpha Counting Instruments				
Inst. S/N	Inst. Code	Eff. %	Corr. Fac.	Bkg. CPM
13295	2	33.93	2.95	0.45

Beta Counting Instruments				
Inst. S/N	Inst. Code	Eff. %	Corr. Fac.	Bkg. CPM
13295	3	37.39	2.67	1.96

Surveyor:	J. Gemza / C. Vergari
Signature:	

Surface Description	Coordinates		Gamma at 1m uR/hr	Gamma Inst. Code	Beta/Gamma Contact mR/hr	Beta/Gamma Code	Contact Gross 1 min. Count Alpha	Alpha Inst. Code	Contact Gross 1 min. Count Beta	Beta Inst. Code	Scan Contact Gross CPM		Removable DPM/100 cm2 Alpha	Alpha Count Code	Removable DPM/100 cm2 Beta	Beta Count Code	Comments
											Max Beta	Avg Beta					
	X	Y															
Ceiling	1	-4.5	N/A	N/A	N/A	N/A	2	8	240	13	292	230	-1.61	2	-3.21	3	Painted metal
Ceiling	2	-2	N/A	N/A	N/A	N/A	1	8	252	13	255	210	-0.13	2	-1.87	3	Painted metal
Ceiling	4	-2	N/A	N/A	N/A	N/A	0	8	234	13	361	270	-0.13	2	-3.21	3	Painted metal
Ceiling	6	-3	N/A	N/A	N/A	N/A	3	8	261	13	276	240	1.34	2	-3.21	3	Painted metal
Ceiling	7.5	-2	N/A	N/A	N/A	N/A	3	8	253	13	344	210	-1.61	2	0.80	3	Painted metal
Ceiling	11.5	-2	N/A	N/A	N/A	N/A	2	8	252	13	345	250	-1.61	2	2.14	3	Painted metal

**LB5100-W Low Background Counting System -- Smear Analysis**

Date: 10/24/95  
 Counting Unit id: 1  
 Data file name: C:\LBXL\UNIT1\B01-449.XLD  
 Batch Ended: 10/24/95 10:28  
 Crosstalk Correction: Not Applied

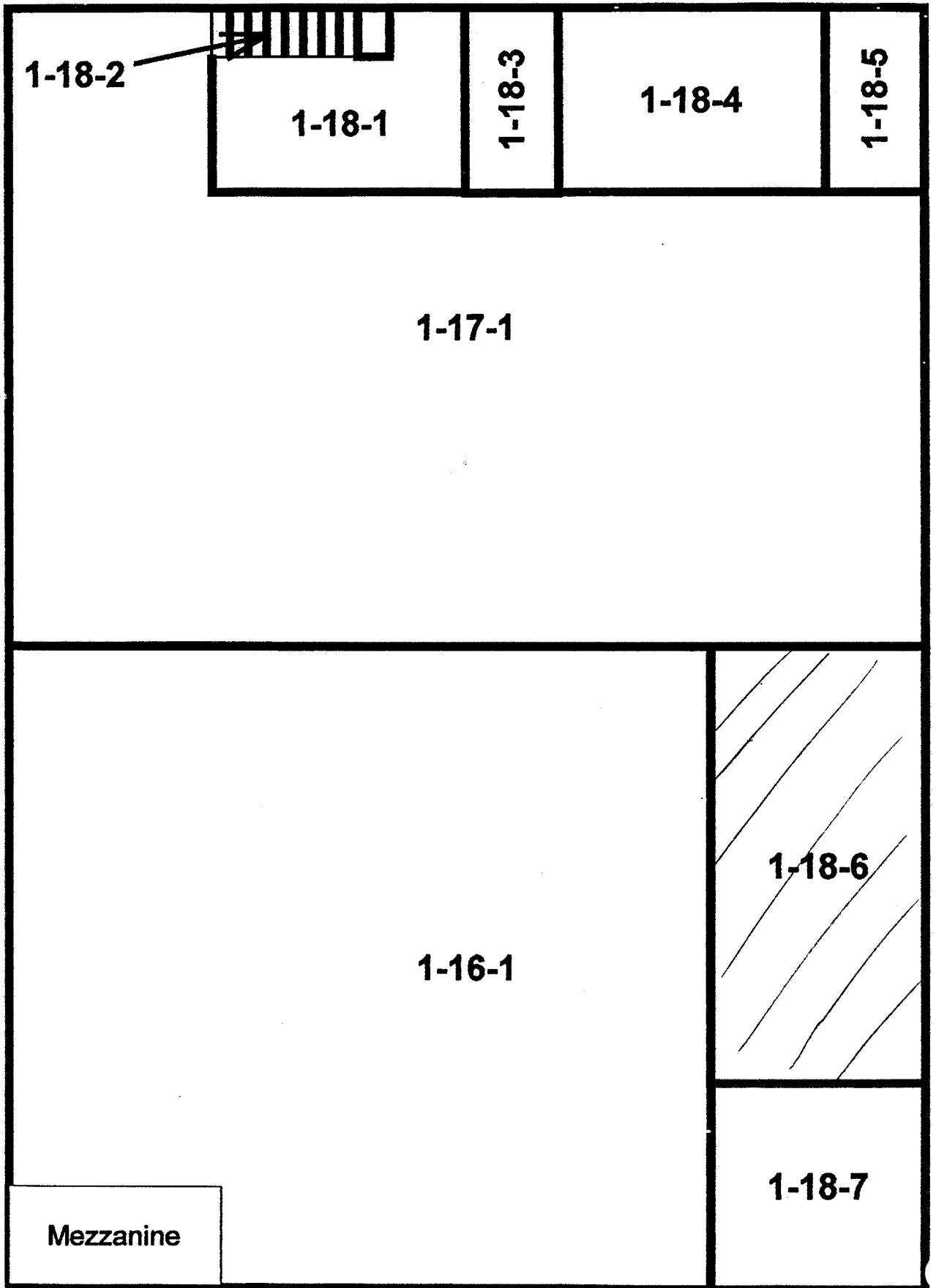
Alpha activity action level (DPM): 20.00  
 Beta activity action level (DPM): 200.00  
 Certainty level for MDA and flags: 95.00%  
 High Voltage Setting: 1440

Application Revision: 3  
 Application Version: Standard

Alpha efficiency log file: th230ab Alpha Efficiency: 33.88% Alpha to Beta Crosstalk: 24.53% Alpha Background (CPM): 0.545 Alpha Correction Factor: 1.000
Beta efficiency log file: tc99ab Beta Efficiency: 37.39% Beta into Alpha Crosstalk: 0.13% Beta Background (CPM): 2.2 Beta Correction Factor: 1.000

Batch ID: Blairsville 1-18-6													
Carrier	Alpha Activity				Beta Activity				Count time (min)	Alpha CPM	Beta CPM	Completion Date - Time	
	DPM	$\sigma$	flags	MDA	DPM	$\sigma$	flags	MDA					
85	-1.609	1.48	<MDA	9.09	-3.21	1.91	<MDA	12.89	2.00	-0.545	-1.20	10/24/95 10:17	
86	-0.133	1.48	<MDA	9.09	-1.87	2.33	<MDA	12.89	2.00	-0.045	-0.70	10/24/95 10:20	
87	-0.133	1.48	<MDA	9.09	-3.21	1.91	<MDA	12.89	2.00	-0.045	-1.20	10/24/95 10:22	
88	1.343	2.09	<MDA	9.09	-3.21	1.91	<MDA	12.89	2.00	0.455	-1.20	10/24/95 10:24	
89	-1.609	1.48	<MDA	9.09	0.80	3.00	<MDA	12.89	2.00	-0.545	0.30	10/24/95 10:26	
90	-1.609	1.48	<MDA	9.09	2.14	3.29	<MDA	12.89	2.00	-0.545	0.80	10/24/95 10:28	

# Units 1-16, 1-17, 1-18



10-23-95  
1-18-6  
SU# 01449  
UPPER  
CV/  
ST

Mezzanine

1-18-2

1-18-1

1-18-3

1-18-4

1-18-5

1-17-1

1-18-6

1-16-1

1-18-7

# Blairsville Point Survey Form #003

Survey Serial #:	01-450
Survey Section:	1
Survey Unit:	39
Survey Sub-unit:	1

Alpha Survey Instruments				
Inst. S/N	Inst. Code	Eff. %	Corr. Fac.	Bkg. CPM
1588	8	21.7	4.61	2


Beta Survey Instruments				
Inst. S/N	Inst. Code	Eff. %	Corr. Fac.	Bkg. CPM
1601	13	33.9	2.95	338

Gamma or Beta/Gamma Instruments			
Inst. S/N	Inst. Code	Bkg.	Detection Type
1522	22	0.008	Beta / Gamma
142	51	4	Gamma

Classification:	5
Survey Type:	Lower

Alpha Counting Instruments				
Inst. S/N	Inst. Code	Eff. %	Corr. Fac.	Bkg. CPM
13295	2	33.93	2.95	0.45

Beta Counting Instruments				
Inst. S/N	Inst. Code	Eff. %	Corr. Fac.	Bkg. CPM
13295	3	37.39	2.67	1.96

Surveyor:	A.V. Taylor / Carmen Vergari
Signature:	

Surface Description	Coordinates		Gamma at 1m	Gamma Inst.	Beta/Gamma Contact	Beta/Gamma Code	Contact Gross 1 min. Count	Alpha Inst. Code	Contact Gross 1 min. Count	Beta Inst. Code	Scan Contact Gross CPM		Removable DPM/100 cm2	Alpha Count	Removable DPM/100 cm2	Beta Count	Comments
	X	Y	uR/hr	Code	mR/hr	Code	Alpha	Beta	Code	Code	Max Beta	Avg Beta	Alpha	Beta	Code		
Painted Concrete	4	-3	4	51	0.013	22	1	8	395	13	488	360	-1.61	2	2.14	3	
Painted Concrete	5	-3	3	51	0.009	22	3	8	382	13	502	360	-1.61	2	-1.87	3	
Painted Concrete	6	-3	3	51	0.011	22	0	8	316	13	436	340	4.29	2	-4.55	3	
Painted Concrete	4	-4	4	51	0.012	22	3	8	353	13	511	390	-1.61	2	-4.55	3	
Painted Concrete	5	-4	4	51	0.011	22	4	8	427	13	648	400	-1.61	2	-4.55	3	
Painted Concrete	6	-4	5	51	0.012	22	3	8	358	13	742	420	2.82	2	3.48	3	
Painted Concrete	4	-5	4	51	0.019	22	2	8	374	13	517	350	-1.61	2	-5.88	3	
Painted Concrete	5	-5	5	51	0.009	22	2	8	483	13	661	390	-1.61	2	-3.21	3	
Painted Concrete	6	-5	3	51	0.013	22	1	8	287	13	661	400	-1.61	2	-3.21	3	
Painted Concrete	4	-6	4	51	0.013	22	2	8	395	13	546	400	-0.13	2	-0.53	3	
Painted Concrete	5	-6	3	51	0.01	22	2	8	533	13	538	380	-0.13	2	-0.53	3	
Painted Concrete	6	-6	4	51	0.011	22	5	8	363	13	596	470	-0.13	2	2.14	3	
Painted Concrete	4	-7	3	51	0.008	22	2	8	409	13	413	350	-1.61	2	0.80	3	
Painted Concrete	5	-7	4	51	0.013	22	1	8	380	13	509	400	-1.61	2	3.48	3	
Painted Concrete	6	-7	5	51	0.015	22	4	8	442	13	850	450	-1.61	2	-4.55	3	
Painted Concrete	7	-4	4	51	0.016	22	5	8	388	13	487	390	-1.61	2	-1.87	3	
Painted Concrete	7	-5	3	51	0.012	22	3	8	442	13	596	450	-0.13	2	0.80	3	
Painted Concrete	7	-6	5	51	0.007	22	1	8	472	13	612	400	-1.61	2	-3.21	3	
Painted Concrete	7	-7	3	51	0.014	22	2	8	370	13	670	380	1.34	2	-3.21	3	
Soil	8	-7	5	51	0.019	22	3	8	517	13	679	450	-0.13	2	-0.53	3	
Soil	8	-6	4	51	0.016	22	10	8	472	13	520	430	-1.61	2	-4.55	3	
Soil	8	-5	4	51	0.016	22	3	8	429	13	540	440	2.82	2	-3.21	3	
Soil	8	-4	6	51	0.016	22	2	8	483	13	552	400	-0.13	2	-1.87	3	

## Blairsville Point Survey Form #003

Survey Serial #:	01-450
Survey Section:	1
Survey Unit:	39
Survey Sub-unit:	1

Alpha Survey Instruments				
Inst. S/N	Inst. Code	Eff. %	Corr. Fac.	Bkg. CPM
1588	8	21.7	4.61	2


Beta Survey Instruments				
Inst. S/N	Inst. Code	Eff. %	Corr. Fac.	Bkg. CPM
1601	13	33.9	2.95	338

Gamma or Beta/Gamma Instruments			
Inst. S/N	Inst. Code	Bkg.	Detection Type
1522	22	0.008	Beta / Gamma
142	51	4	Gamma

Classification:	5
Survey Type:	Lower
Survey Date:	11/13/95
Count Date:	12/6/95

Alpha Counting Instruments				
Inst. S/N	Inst. Code	Eff. %	Corr. Fac.	Bkg. CPM
13295	2	33.93	2.95	0.45

Beta Counting Instruments				
Inst. S/N	Inst. Code	Eff. %	Corr. Fac.	Bkg. CPM
13295	3	37.39	2.67	1.96

Surveyor:	A.V. Taylor / Carmen Vergari
Signature:	

Surface Description	Coordinates		Gamma at 1m	Gamma Inst.	Beta/Gamma Contact	Beta/Gamma Code	Contact Gross 1 min. Count	Alpha Inst.	Contact Gross 1 min. Count	Beta Inst.	Scan Contact Gross CPM		Removable DPM/100 cm2	Alpha Count	Removable DPM/100 cm2	Beta Count	Comments
	X	Y	uR/hr	Code	mR/hr	Code	Alpha	Beta	Code	Max Beta	Avg Beta	Alpha	Code	Beta	Code		
Painted Concrete	8	-3	5	51	0.022	22	0	8	537	13	537	420	-1.61	2	-3.21	3	
Painted Concrete	9	-3	3	51	0.014	22	3	8	437	13	614	460	-1.61	2	-3.21	3	
Painted Concrete	9	-4	5	51	0.018	22	3	8	433	13	592	400	-1.61	2	-4.55	3	
Painted Concrete	9	-5	5	51	0.012	22	2	8	520	13	527	390	-1.61	2	-1.87	3	
Painted Concrete	9	-6	3	51	0.013	22	1	8	376	13	474	390	-1.61	2	0.80	3	
Painted Concrete	9	-7	5	51	0.007	22	0	8	286	13	475	350	-0.13	2	-0.53	3	



**LB5100-W Low Background Counting System -- Smear Analysis**

Date: 12/6/95  
 Counting Unit id: 1  
 Data file name: C:\LBXL\UNIT1\B01-450.XLD  
 Batch Ended: 12/6/95 7:32  
 Crosstalk Correction: Not Applied

Alpha activity action level (DPM): 20.00  
 Beta activity action level (DPM): 200.00  
 Certainty level for MDA and flags: 95.00%  
 High Voltage Setting: 1440

Application Revision: 3  
 Application Version: Standard

Alpha efficiency log file: th230ab  
 Alpha Efficiency: 33.88%  
 Alpha to Beta Crosstalk: 24.53%  
 Alpha Background (CPM): 0.545  
 Alpha Correction Factor: 1.000

Beta efficiency log file: tc99ab  
 Beta Efficiency: 37.39%  
 Beta into Alpha Crosstalk: 0.13%  
 Beta Background (CPM): 2.2  
 Beta Correction Factor: 1.000

Batch ID: Blairsville 1-39-1

Carrier	Alpha Activity				Beta Activity				Count time (min)	Alpha CPM	Beta CPM	Completion Date - Time
	DPM	$\sigma$	flags	MDA	DPM	$\sigma$	flags	MDA				
1	-1.609	1.48	<MDA	9.09	2.14	3.29	<MDA	12.89	2.00	-0.545	0.80	12/6/95 6:31
2	-1.609	1.48	<MDA	9.09	-1.87	2.33	<MDA	12.89	2.00	-0.545	-0.70	12/6/95 6:33
3	4.295	2.96	<AL	9.09	-4.55	1.37	<MDA	12.89	2.00	1.455	-1.70	12/6/95 6:35
4	-1.609	1.48	<MDA	9.09	-4.55	1.37	<MDA	12.89	2.00	-0.545	-1.70	12/6/95 6:37
5	-1.609	1.48	<MDA	9.09	-4.55	1.37	<MDA	12.89	2.00	-0.545	-1.70	12/6/95 6:39
6	2.819	2.56	<AL	9.09	3.48	3.55	<MDA	12.89	2.00	0.955	1.30	12/6/95 6:42
7	-1.609	1.48	<MDA	9.09	-5.88	1.37	<MDA	12.89	2.00	-0.545	-2.20	12/6/95 6:44
8	-1.609	1.48	<MDA	9.09	-3.21	1.91	<MDA	12.89	2.00	-0.545	-1.20	12/6/95 6:46
9	-1.609	1.48	<MDA	9.09	-3.21	1.91	<MDA	12.89	2.00	-0.545	-1.20	12/6/95 6:48
10	-0.133	1.48	<MDA	9.09	-0.53	2.69	<MDA	12.89	2.00	-0.045	-0.20	12/6/95 6:50
11	-0.133	1.48	<MDA	9.09	-0.53	2.69	<MDA	12.89	2.00	-0.045	-0.20	12/6/95 6:53
12	-0.133	1.48	<MDA	9.09	2.14	3.29	<MDA	12.89	2.00	-0.045	0.80	12/6/95 6:55
13	-1.609	1.48	<MDA	9.09	0.80	3.00	<MDA	12.89	2.00	-0.545	0.30	12/6/95 6:57
14	-1.609	1.48	<MDA	9.09	3.48	3.55	<MDA	12.89	2.00	-0.545	1.30	12/6/95 6:59
15	-1.609	1.48	<MDA	9.09	-4.55	1.37	<MDA	12.89	2.00	-0.545	-1.70	12/6/95 7:01
16	-1.609	1.48	<MDA	9.09	-1.87	2.33	<MDA	12.89	2.00	-0.545	-0.70	12/6/95 7:04
17	-0.133	1.48	<MDA	9.09	0.80	3.00	<MDA	12.89	2.00	-0.045	0.30	12/6/95 7:06
18	-1.609	1.48	<MDA	9.09	-3.21	1.91	<MDA	12.89	2.00	-0.545	-1.20	12/6/95 7:08
19	1.343	2.09	<MDA	9.09	-3.21	1.91	<MDA	12.89	2.00	0.455	-1.20	12/6/95 7:10
20	-0.133	1.48	<MDA	9.09	-0.53	2.69	<MDA	12.89	2.00	-0.045	-0.20	12/6/95 7:12
21	-1.609	1.48	<MDA	9.09	-4.55	1.37	<MDA	12.89	2.00	-0.545	-1.70	12/6/95 7:15
22	2.819	2.56	<AL	9.09	-3.21	1.91	<MDA	12.89	2.00	0.955	-1.20	12/6/95 7:17
23	-0.133	1.48	<MDA	9.09	-1.87	2.33	<MDA	12.89	2.00	-0.045	-0.70	12/6/95 7:19
24	-1.609	1.48	<MDA	9.09	-3.21	1.91	<MDA	12.89	2.00	-0.545	-1.20	12/6/95 7:21

**LB5100-W Low Background Counting System -- Smear Analysis**

Date: 12/6/95  
 Counting Unit id: 1  
 Data file name: C:\LBXL\UNIT1\B01-450.XLD  
 Batch Ended: 12/6/95 7:32  
 Crosstalk Correction: Not Applied

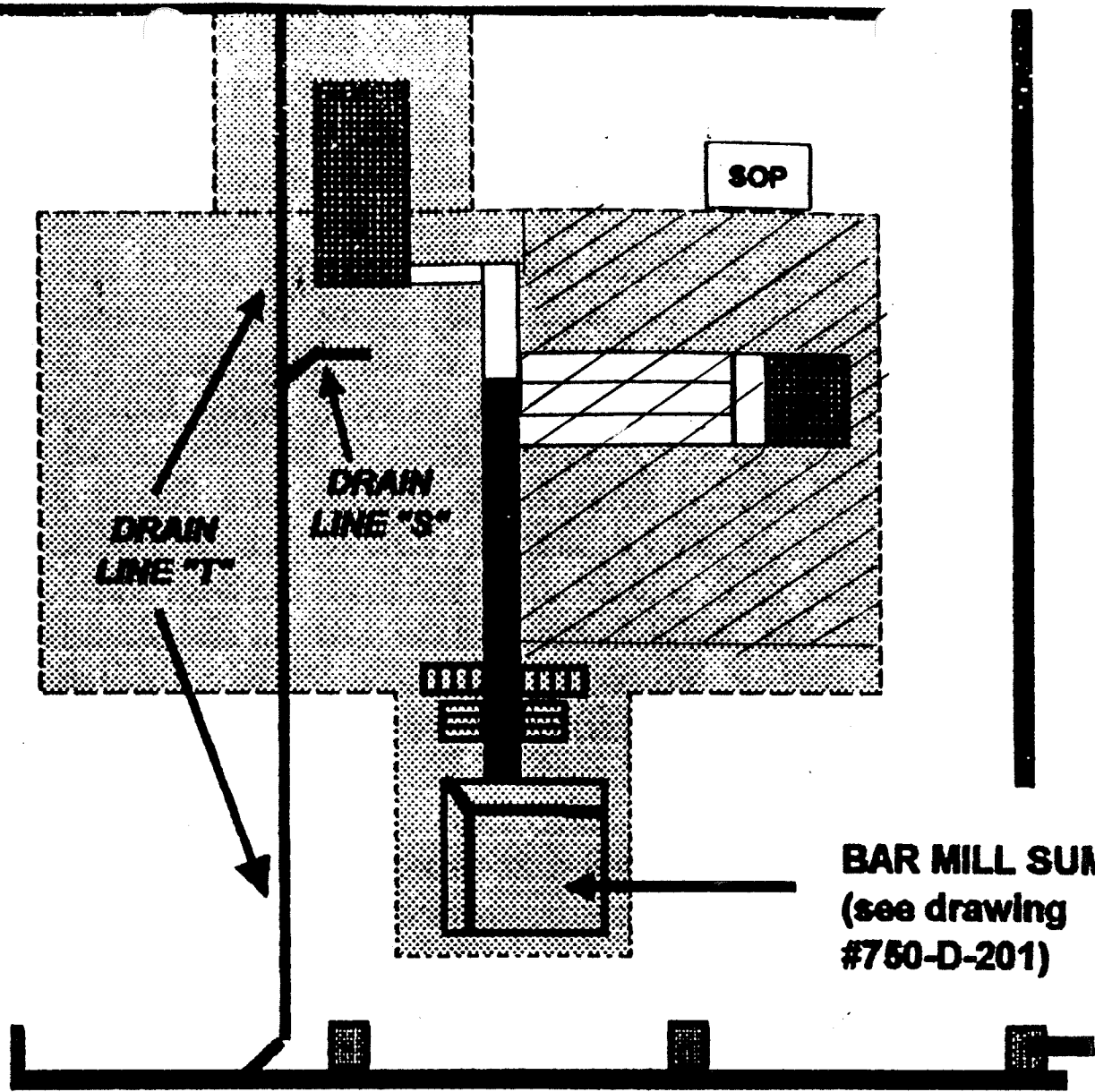
Alpha activity action level (DPM): 20.00  
 Beta activity action level (DPM): 200.00  
 Certainty level for MDA and flags: 95.00%  
 High Voltage Setting: 1440

Application Revision: 3  
 Application Version: Standard

Batch ID: Blairsville 1-39-1

Alpha efficiency log file: th230ab Alpha Efficiency: 33.88% Alpha to Beta Crosstalk: 24.53% Alpha Background (CPM): 0.545 Alpha Correction Factor: 1.000			
Beta efficiency log file: tc99ab Beta Efficiency: 37.39% Beta into Alpha Crosstalk: 0.13% Beta Background (CPM): 2.2 Beta Correction Factor: 1.000			
Count time (min)	Alpha CPM	Beta CPM	Completion Date - Time
2.00	-0.545	-1.20	12/6/95 7:23
2.00	-0.545	-1.70	12/6/95 7:26
2.00	-0.545	-0.70	12/6/95 7:28
2.00	-0.545	0.30	12/6/95 7:30
2.00	-0.045	-0.20	12/6/95 7:32

Carrier	Alpha Activity				Beta Activity			
	DPM	$\sigma$	flags	MDA	DPM	$\sigma$	flags	MDA
25	-1.609	1.48	<MDA	9.09	-3.21	1.91	<MDA	12.89
26	-1.609	1.48	<MDA	9.09	-4.55	1.37	<MDA	12.89
27	-1.609	1.48	<MDA	9.09	-1.87	2.33	<MDA	12.89
28	-1.609	1.48	<MDA	9.09	0.80	3.00	<MDA	12.89
29	-0.133	1.48	<MDA	9.09	-0.53	2.69	<MDA	12.89



11-13-45

1-39-1

SN#-01-450

# Blairsville Point Survey Form #003

Survey Serial #:	01-451
Survey Section:	1
Survey Unit:	39
Survey Sub-unit:	1

Alpha Survey Instruments				
Inst. S/N	Inst. Code	Eff. %	Corr. Fac.	Bkg. CPM
1588	8	21.7	4.61	3


Beta Survey Instruments				
Inst. S/N	Inst. Code	Eff. %	Corr. Fac.	Bkg. CPM
1601	13	33.9	2.95	490

Gamma or Beta/Gamma Instruments			
Inst. S/N	Inst. Code	Bkg.	Detection Type
1522	22	0.01	Beta / Gamma
142	51	3	Gamma

Classification:	5
Survey Type:	Lower

Alpha Counting Instruments				
Inst. S/N	Inst. Code	Eff. %	Corr. Fac.	Bkg. CPM
13295	2	33.93	2.95	0.45

Beta Counting Instruments				
Inst. S/N	Inst. Code	Eff. %	Corr. Fac.	Bkg. CPM
13295	3	37.39	2.67	1.96

Surveyor:	A.V. Taylor / Carmen Vergari
Signature:	

Surface Description	Coordinates		Gamma at 1m	Gamma Inst.	Beta/Gamma Contact	Beta/Gamma	Contact Gross 1 min. Count	Alpha Inst.	Contact Gross 1 min. Count	Beta Inst.	Scan Contact Gross CPM		Removable DPM/100 cm2	Alpha Count	Removable DPM/100 cm2	Beta Count	Comments
	X	Y	uR/hr	Code	mR/hr	Code	Alpha	Beta	Code	Code	Max Beta	Avg Beta	Alpha	Code	Beta	Code	
Concrete (Floor)	6.5	-3	3	51	0.011	22	2	8	516	13	689	530	-1.61	2	-1.87	3	North Pit
Concrete (Floor)	6.5	-4	4	51	0.023	22	1	8	360	13	853	490	-0.13	2	-1.87	3	(North Pit)
Concrete (Wall)	0.5	0.5	n/a	n/a	n/a	n/a	7	8	371	13	631	380	-1.61	2	-3.21	3	West Side
Concrete (Wall)	0.5	0.5	n/a	n/a	n/a	n/a	8	8	513	13	676	450	-0.13	2	2.14	3	North Side
Concrete (Wall)	0.5	0.5	n/a	n/a	n/a	n/a	7	8	427	13	762	480	-0.13	2	0.80	3	East Side
Concrete (Wall)	0.5	0.2	n/a	n/a	n/a	n/a	2	8	330	13	535	320	-1.61	2	-0.53	3	South Side

**LB5100-W Low Background Counting System – Smear Analysis**

Date: 12/6/95  
 Counting Unit id: 1  
 Data file name: C:\LBXL\UNIT1\B01-451.XLD  
 Batch Ended: 12/6/95 7:45  
 Crosstalk Correction: Not Applied

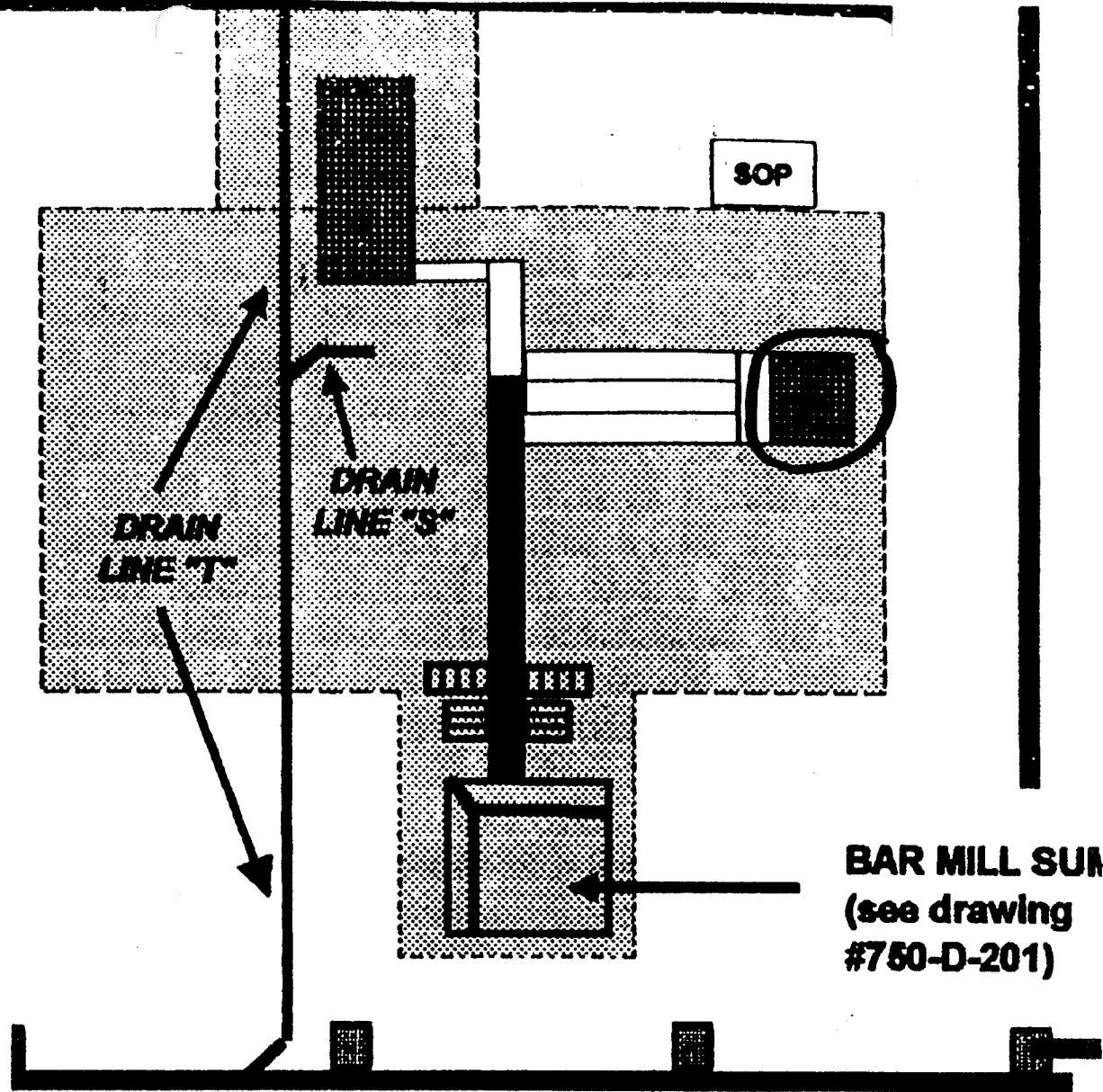
Alpha activity action level (DPM): 20.00  
 Beta activity action level (DPM): 200.00  
 Certainty level for MDA and flags: 95.00%  
 High Voltage Setting: 1440

Application Revision: 3  
 Application Version: Standard

Batch ID: Blairsville 1-39-1 North pit

Carrier	Alpha Activity				Beta Activity				Count time (min)	Alpha CPM	Beta CPM	Completion Date - Time
	DPM	$\sigma$	flags	MDA	DPM	$\sigma$	flags	MDA				
30	-1.609	1.48	<MDA	9.09	-1.87	2.33	<MDA	12.89	2.00	-0.545	-0.70	12/6/95 7:34
31	-0.133	1.48	<MDA	9.09	-1.87	2.33	<MDA	12.89	2.00	-0.045	-0.70	12/6/95 7:37
32	-1.609	1.48	<MDA	9.09	-3.21	1.91	<MDA	12.89	2.00	-0.545	-1.20	12/6/95 7:39
33	-0.133	1.48	<MDA	9.09	2.14	3.29	<MDA	12.89	2.00	-0.045	0.80	12/6/95 7:41
34	-0.133	1.48	<MDA	9.09	0.80	3.00	<MDA	12.89	2.00	-0.045	0.30	12/6/95 7:43
35	-1.609	1.48	<MDA	9.09	-0.53	2.69	<MDA	12.89	2.00	-0.545	-0.20	12/6/95 7:45

Alpha efficiency log file: th230ab Alpha Efficiency: 33.88% Alpha to Beta Crosstalk: 24.53% Alpha Background (CPM): 0.545 Alpha Correction Factor: 1.000
Beta efficiency log file: tc99ab Beta Efficiency: 37.39% Beta into Alpha Crosstalk: 0.13% Beta Background (CPM): 2.2 Beta Correction Factor: 1.000



**BAR MILL SUM**  
**(see drawing**  
**#750-D-201)**

11-14-95  
1-39-1 NORTH PIT  
SN# 01-451

# Blairsville Point Survey Form #003

Survey Serial #:	01-452
Survey Section:	1
Survey Unit:	39
Survey Sub-unit:	1

Alpha Survey Instruments				
Inst. S/N	Inst. Code	Eff. %	Corr. Fac.	Bkg. CPM
1588	8	21.7	4.61	1


Beta Survey Instruments				
Inst. S/N	Inst. Code	Eff. %	Corr. Fac.	Bkg. CPM
1601	13	33.9	2.95	440

Gamma or Beta/Gamma Instruments			
Inst. S/N	Inst. Code	Bkg.	Detection Type
142	51	3	Gamma
1522	22	0.013	Beta / Gamma

Classification:	5
Survey Type:	Lower

Alpha Counting Instruments				
Inst. S/N	Inst. Code	Eff. %	Corr. Fac.	Bkg. CPM
13295	2	33.93	2.95	0.45

Beta Counting Instruments				
Inst. S/N	Inst. Code	Eff. %	Corr. Fac.	Bkg. CPM
13295	3	37.39	2.67	1.96

Surveyor:	A.V. Taylor / Carmen Vergari
Signature:	

Surface Description	Coordinates		Gamma at 1m	Gamma Inst.	Beta/Gamma Contact	Beta/Gamma Code	Contact Gross 1 min. Count	Alpha Inst.	Contact Gross 1 min. Count	Beta Inst.	Scan Contact Gross CPM		Removable DPM/100 cm2	Alpha Count	Removable DPM/100 cm2	Beta Count	Comments
	X	Y	uR/hr	Code	mR/hr	Code	Alpha	Code	Beta	Code	Max Beta	Avg Beta	Alpha	Code	Beta	Code	
Concrete	2	-12	3	51	0.015	22	4	8	397	13	465	350	-1.61	2	-1.87	3	Floor
Concrete	3	-12	4	51	0.01	22	3	8	410	13	522	370	-1.61	2	-3.21	3	Floor
Concrete	4	-12	3	51	0.013	22	2	8	442	13	581	400	-1.61	2	6.15	3	Floor
Concrete	2	-13	4	51	0.01	22	2	8	408	13	585	430	-0.13	2	-0.53	3	Floor
Concrete	3	-13	4	51	0.013	22	1	8	375	13	494	350	-1.61	2	-4.55	3	Floor
Concrete	4	-13	5	51	0.018	22	1	8	413	13	551	400	1.34	2	0.80	3	Floor
Concrete	1	0.5	n/a	n/a	n/a	n/a	6	8	357	13	833	380	-1.61	2	-0.53	3	North Wall
Concrete	2	0.5	n/a	n/a	n/a	n/a	1	8	346	13	797	350	-0.13	2	-4.55	3	North Wall
Concrete	1	0.5	n/a	n/a	n/a	n/a	4	8	365	13	620	400	-1.61	2	-0.53	3	East Wall
Concrete	1	0.5	n/a	n/a	n/a	n/a	4	8	408	13	549	400	-1.61	2	-3.21	3	South Wall
Concrete	2	0.5	n/a	n/a	n/a	n/a	6	8	362	13	759	400	-1.61	2	-0.53	3	South Wall
Concrete	1	0.5	n/a	n/a	n/a	n/a	3	8	398	13	643	380	-1.61	2	-0.53	3	West Wall

**LB5100-W Low Background Counting System -- Smear Analysis**

Date: 12/6/95  
 Counting Unit id: 1  
 Data file name: C:\LBXL\UNIT1\B01-452.XLD  
 Batch Ended: 12/6/95 8:12  
 Crosstalk Correction: Not Applied

Alpha activity action level (DPM): 20.00  
 Beta activity action level (DPM): 200.00  
 Certainty level for MDA and flags: 95.00%  
 High Voltage Setting: 1440

Application Revision: 3  
 Application Version: Standard

Alpha efficiency log file: th230ab Alpha Efficiency: 33.88% Alpha to Beta Crosstalk: 24.53% Alpha Background (CPM): 0.545 Alpha Correction Factor: 1.000
Beta efficiency log file: tc99ab Beta Efficiency: 37.39% Beta into Alpha Crosstalk: 0.13% Beta Background (CPM): 2.2 Beta Correction Factor: 1.000

Batch ID: Blairsville 1-39-1 West pit

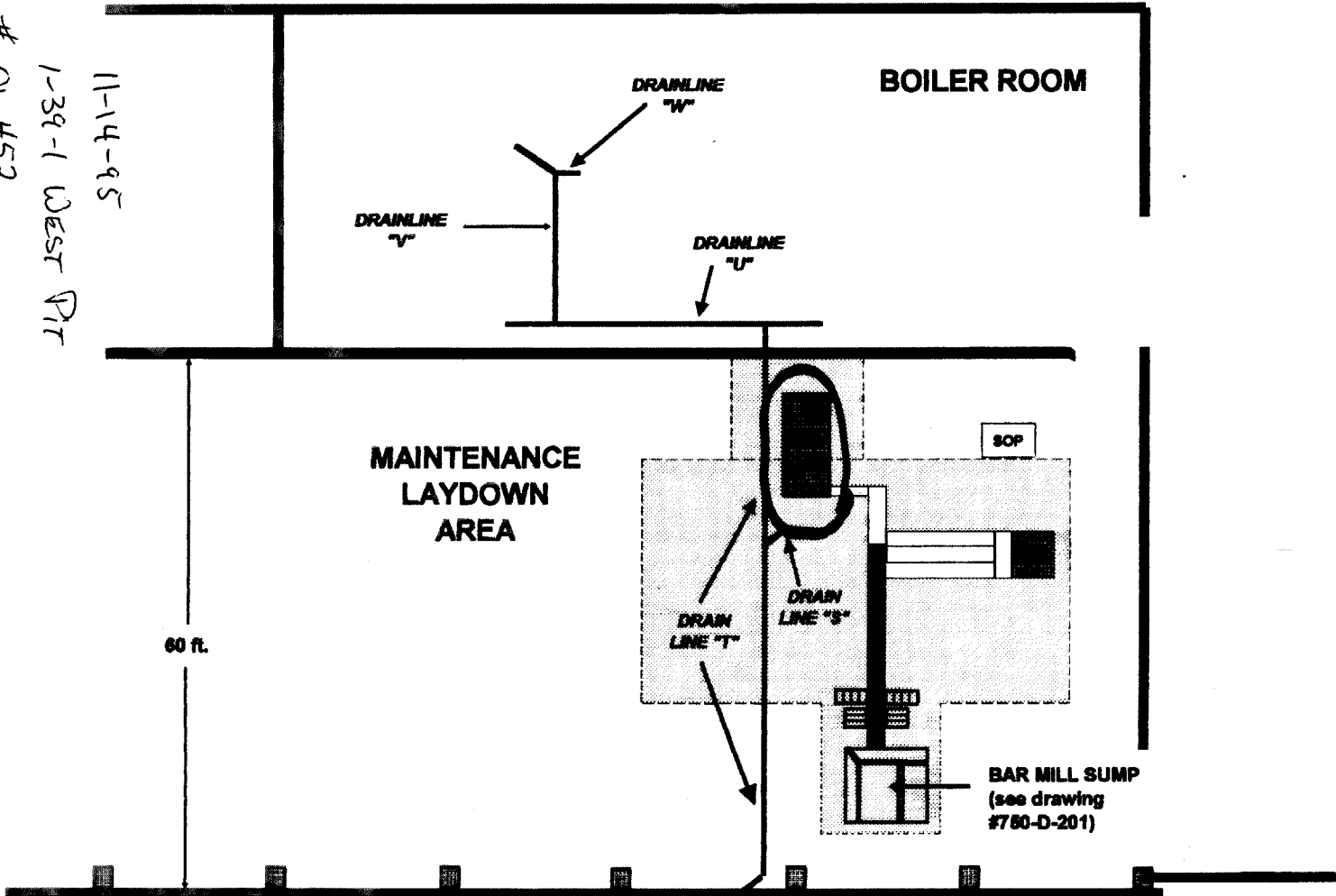
Carrier	Alpha Activity				Beta Activity				Count time (min)	Alpha CPM	Beta CPM	Completion Date - Time
	DPM	$\sigma$	flags	MDA	DPM	$\sigma$	flags	MDA				
36	-1.609	1.48	<MDA	9.09	-1.87	2.33	<MDA	12.89	2.00	-0.545	-0.70	12/6/95 7:48
37	-1.609	1.48	<MDA	9.09	-3.21	1.91	<MDA	12.89	2.00	-0.545	-1.20	12/6/95 7:50
38	-1.609	1.48	<MDA	9.09	6.15	4.02	<AL	12.89	2.00	-0.545	2.30	12/6/95 7:52
39	-0.133	1.48	<MDA	9.09	-0.53	2.69	<MDA	12.89	2.00	-0.045	-0.20	12/6/95 7:54
40	-1.609	1.48	<MDA	9.09	-4.55	1.37	<MDA	12.89	2.00	-0.545	-1.70	12/6/95 7:56
41	1.343	2.09	<MDA	9.09	0.80	3.00	<MDA	12.89	2.00	0.455	0.30	12/6/95 7:59
42	-1.609	1.48	<MDA	9.09	-0.53	2.69	<MDA	12.89	2.00	-0.545	-0.20	12/6/95 8:01
43	-0.133	1.48	<MDA	9.09	-4.55	1.37	<MDA	12.89	2.00	-0.045	-1.70	12/6/95 8:03
44	-1.609	1.48	<MDA	9.09	-0.53	2.69	<MDA	12.89	2.00	-0.545	-0.20	12/6/95 8:05
45	-1.609	1.48	<MDA	9.09	-3.21	1.91	<MDA	12.89	2.00	-0.545	-1.20	12/6/95 8:08
46	-1.609	1.48	<MDA	9.09	-0.53	2.69	<MDA	12.89	2.00	-0.545	-0.20	12/6/95 8:10
47	-1.609	1.48	<MDA	9.09	-0.53	2.69	<MDA	12.89	2.00	-0.545	-0.20	12/6/95 8:12



# UNITS 1-39 & 1-43 DRAINLINES AND TROUGHS

NORTH →

# 01-452  
 1-39-1 WEST PIT  
 11-14-95



KEY:	
<div style="display: flex; justify-content: space-between;"> <div style="width: 45%;"> <div style="display: flex; align-items: center; margin-bottom: 5px;"> <div style="width: 20px; height: 20px; background-color: #cccccc; border: 1px solid black; margin-right: 5px;"></div> <p style="margin: 0;">REMEDICATION CONTAINMENT</p> </div> <div style="display: flex; align-items: center; margin-bottom: 5px;"> <div style="width: 20px; height: 20px; background-color: white; border: 1px solid black; margin-right: 5px;"></div> <p style="margin: 0;">SHALLOW CONCRETE LINED TROUGHS</p> </div> <div style="display: flex; align-items: center; margin-bottom: 5px;"> <div style="width: 20px; height: 20px; background-color: black; border: 1px solid black; margin-right: 5px;"></div> <p style="margin: 0;">DEEP MAIN CONCRETE LINED TROUGHS</p> </div> </div> <div style="width: 45%;"> <div style="display: flex; align-items: center; margin-bottom: 5px;"> <div style="width: 20px; height: 20px; background: repeating-linear-gradient(45deg, transparent, transparent 2px, black 2px, black 4px); border: 1px solid black; margin-right: 5px;"></div> <p style="margin: 0;">3 ft. DEEP CONCRETE LINED TROUGH TO NORTH &amp; SOUTH FROM DEEP TROUGH</p> </div> <div style="display: flex; align-items: center; margin-bottom: 5px;"> <div style="width: 20px; height: 20px; background: repeating-linear-gradient(-45deg, transparent, transparent 2px, black 2px, black 4px); border: 1px solid black; margin-right: 5px;"></div> <p style="margin: 0;">DEEP CONCRETE LINED TROUGH NORTH &amp; SOUTH FROM MAIN DEEP TROUGH</p> </div> <div style="display: flex; align-items: center; margin-bottom: 5px;"> <div style="width: 20px; height: 20px; background-color: #333333; border: 1px solid black; margin-right: 5px;"></div> <p style="margin: 0;">CONCRETE LINED PITS</p> </div> </div> </div>	

# Blairsville Decommissioning Survey Form #003

Survey Serial #:	01-453
Survey Section:	1
Survey Unit:	39
Survey Sub-unit:	1

Alpha Survey Instruments				
Inst. S/N	Inst. Code	Eff. %	Corr. Fac.	Bkg. CPM
1517	7	19.5	5.13	1


Beta Survey Instruments				
Inst. S/N	Inst. Code	Eff. %	Corr. Fac.	Bkg. CPM
1595	12	33.3	3.00	312

Gamma or Beta/Gamma Instruments			
Inst. S/N	Inst. Code	Bkg.	Detection Type
142	51	3	Gamma
5242	16	0.01	Beta / Gamma

Classification:	5
Survey Type:	Misc.
Survey Date:	12/1/95
Count Date:	12/20/95

Alpha Counting Instruments				
Inst. S/N	Inst. Code	Eff. %	Corr. Fac.	Bkg. CPM
13295	2	34.34	2.91	0.23

Beta Counting Instruments				
Inst. S/N	Inst. Code	Eff. %	Corr. Fac.	Bkg. CPM
13295	3	37.14	2.69	1.82

Surveyor:	A. V. Taylor / C. Vergari
Signature:	

Surface Description	Coordinates		Gamma at 1m	Gamma Inst.	Beta/Gamma Contact	Beta/Gamma	Contact Gross 1 min. Count	Alpha Inst.	Contact Gross 1 min. Count	Beta Inst.	Scan Contact Gross CPM		Removable DPM/100 cm2	Alpha Count	Removable DPM/100 cm2	Beta Count	Comments
	X	Y	uR/hr	Code	mR/hr	Code	Alpha	Code	Beta	Code	Max Beta	Avg Beta	Alpha	Code	Beta	Code	
Painted concrete	1	-10	4	51	0.015	16	0	7	414	12	455	370	-0.66	2	-3.56	3	Post remediation
Painted concrete	2	-10	3	51	0.01	16	2	7	450	12	464	430	-0.66	2	-3.56	3	Post remediation
Painted concrete	3	-10	3	51	0.015	16	2	7	420	12	501	390	5.16	2	-0.87	3	Post remediation
Painted concrete	1	-11	4	51	0.01	16	1	7	376	12	551	340	-0.66	2	4.51	3	Post remediation
Painted concrete	2	-11	3	51	0.01	16	6	7	367	12	475	340	0.80	2	-4.91	3	Post remediation
Painted concrete	3	-11	2	51	0.015	16	4	7	395	12	516	370	-0.66	2	-0.87	3	Post remediation
Excavated concrete	1	-12	3	51	0.02	16	2	7	403	12	447	360	-0.66	2	0.48	3	Post remediation
Excavated concrete	1	-13	2	51	0.015	16	4	7	390	12	487	380	0.80	2	4.51	3	Post remediation
Painted concrete	1	-14	4	51	0.02	16	2	7	452	12	1884	360	-0.66	2	-0.87	3	Post remediation
Painted concrete	2	-14	2	51	0.01	16	3	7	389	12	470	370	-0.66	2	-2.22	3	Post remediation
Painted concrete	3	-14	2	51	0.015	16	2	7	366	12	369	350	-0.66	2	0.48	3	Post remediation
Painted concrete	4	-14	2	51	0.01	16	2	7	419	12	424	390	0.80	2	-4.91	3	Post remediation
Painted concrete	5	-14	3	51	0.01	16	0	7	348	12	418	350	2.25	2	-2.22	3	Post remediation
Excavated concrete	6	-14	2	51	0.015	16	0	7	428	12	410	330	0.80	2	5.86	3	Post remediation
Painted concrete	1	-15	2	51	0.01	16	5	7	385	12	1220	260	-0.66	2	-3.56	3	Post remediation
Painted concrete	2	-15	2	51	0.015	16	8	7	356	12	434	350	0.80	2	-0.87	3	Post remediation
Painted concrete	3	-15	2	51	0.01	16	4	7	410	12	517	350	0.80	2	0.48	3	Post remediation
Painted concrete	4	-15	3	51	0.02	16	5	7	386	12	432	320	-0.66	2	0.48	3	Post remediation
Scabbled concrete	5	-15	3	51	0.01	16	4	7	374	12	562	330	2.25	2	-0.87	3	Post remediation
Excavated concrete	6	-15	3	51	0.015	16	4	7	362	12	482	340	0.80	2	-0.87	3	Post remediation
Painted concrete	4	-16	3	51	0.02	16	4	7	402	12	542	370	-0.66	2	-0.87	3	Post remediation
Scabbled concrete	5	-16	4	51	0.025	16	0	7	352	12	437	340	2.25	2	-0.87	3	Post remediation
Scabbled concrete	6	-16	2	51	0.015	16	5	7	344	12	435	360	-0.66	2	0.48	3	Post remediation

# Blairsville Decommissioning Survey Form #003

Survey Serial #:	01-453
Survey Section:	1
Survey Unit:	39
Survey Sub-unit:	1

Alpha Survey Instruments				
Inst. S/N	Inst. Code	Eff. %	Corr. Fac.	Bkg. CPM
1517	7	19.5	5.13	1


Beta Survey Instruments				
Inst. S/N	Inst. Code	Eff. %	Corr. Fac.	Bkg. CPM
1595	12	33.3	3.00	312

Gamma or Beta/Gamma Instruments			
Inst. S/N	Inst. Code	Bkg.	Detection Type
142	51	3	Gamma
5242	16	0.01	Beta / Gamma

Classification:	5
Survey Type:	Misc.

Alpha Counting Instruments				
Inst. S/N	Inst. Code	Eff. %	Corr. Fac.	Bkg. CPM
13295	2	34.34	2.91	0.23

Beta Counting Instruments				
Inst. S/N	Inst. Code	Eff. %	Corr. Fac.	Bkg. CPM
13295	3	37.14	2.69	1.82

Surveyor:	A. V. Taylor / C. Vergari
Signature:	

Survey Date:	12/1/95
Count Date:	12/20/95

Surface Description	Coordinates		Gamma at 1m	Gamma Inst	Beta/Gamma Contact	Beta/Gamma Code	Contact Gross 1 min. Count	Alpha Inst	Contact Gross 1 min. Count	Beta Inst	Scan Contact Gross CPM		Removable DPM/100 cm2	Alpha Count	Removable DPM/100 cm2	Beta Count	Comments
	X	Y	uR/hr	Code	mR/hr	Code	Alpha	Code	Beta	Code	Max Beta	Avg Beta	Alpha	Code	Beta	Code	
Scabbled concrete	8	-14	3	51	0.02	16	6	7	431	12	589	380	-0.66	2	-4.91	3	Post remediation
Scabbled concrete	9	-14	2	51	0.015	16	4	7	428	12	546	360	-0.66	2	-2.22	3	Post remediation
Excavated concrete	7	-15	3	51	0.015	16	4	7	448	12	547	380	-0.66	2	-3.56	3	Post remediation
Scabbled concrete	8	-15	3	51	0.015	16	2	7	352	12	500	340	-0.66	2	-3.56	3	Post remediation
Scabbled concrete	9	-15	4	51	0.02	16	1	7	392	12	486	360	-0.66	2	0.48	3	Post remediation
Scabbled concrete	7	-16	4	51	0.015	16	1	7	456	12	562	380	-0.66	2	-2.22	3	Post remediation
Scabbled concrete	8	-16	3	51	0.02	16	7	7	401	12	480	340	0.80	2	1.82	3	Post remediation
Scabbled concrete	9	-16	3	51	0.01	16	4	7	394	12	468	350	-0.66	2	-2.22	3	Post remediation
Excavated concrete	4	-13	4	51	0.025	16	3	7	347	12	503	440	-0.66	2	-2.22	3	Post remediation
Excavated concrete	7	-13	2	51	0.015	16	6	7	473	12	538	460	-0.66	2	4.51	3	Post remediation
Excavated concrete	9	-13	4	51	0.025	16	3	7	388	12	566	415	-0.66	2	0.48	3	Post remediation
Excavated concrete	4	-12	3	51	0.015	16	3	7	762	12	720	540	2.25	2	-4.91	3	Post remediation
Excavated concrete	8	-12	3	51	0.01	16	16	7	388	12	569	450	-0.66	2	-3.56	3	Post remediation
Excavated concrete	9	-12	4	51	0.015	16	2	7	364	12	480	400	0.80	2	0.48	3	Post remediation
Excavated concrete	4	-11	3	51	0.01	16	3	7	359	12	540	405	0.80	2	-0.87	3	Post remediation
Excavated concrete	5	-11	4	51	0.01	16	4	7	429	12	899	640	0.80	2	3.17	3	Post remediation
Excavated concrete	6	-11	3	51	0.015	16	3	7	796	12	935	620	-0.66	2	-0.87	3	Post remediation
Excavated concrete	7	-11	3	51	0.02	16	3	7	476	12	770	689	-0.66	2	1.82	3	Post remediation
Excavated concrete	8	-11	3	51	0.02	16	2	7	592	12	790	610	-0.66	2	3.17	3	Post remediation
Excavated concrete	9	-11	4	51	0.01	16	4	7	482	12	827	520	0.80	2	3.17	3	Post remediation
Excavated concrete	9	-11	4	51	0.01	16	4	7	482	12	827	520	0.80	2	3.17	3	Post remediation
Excavated concrete	4	-10	4	51	0.015	16	1	7	350	12	840	420	3.71	2	-2.22	3	Post remediation
Excavated concrete	4	-10	4	51	0.015	16	1	7	350	12	840	420	3.71	2	-2.22	3	Post remediation
Excavated concrete	5	-10	3	51	0.02	16	1	7	412	12	639	430	-0.66	2	4.51	3	Post remediation
Excavated concrete	5	-10	3	51	0.02	16	1	7	412	12	639	430	-0.66	2	4.51	3	Post remediation
Excavated concrete	4	-9	4	51	0.015	16	1	7	424	12	505	430	0.80	2	0.48	3	Post remediation

# Blairsville Decommissioning Survey Form #003

Survey Serial #:	01-453
Survey Section:	1
Survey Unit:	39
Survey Sub-unit:	1

Alpha Survey Instruments				
Inst. S/N	Inst. Code	Eff. %	Corr. Fac.	Bkg. CPM
1517	7	19.5	5.13	1


Beta Survey Instruments				
Inst. S/N	Inst. Code	Eff. %	Corr. Fac.	Bkg. CPM
1595	12	33.3	3.00	312

Gamma or Beta/Gamma Instruments			
Inst. S/N	Inst. Code	Bkg.	Detection Type
142	51	3	Gamma
5242	16	0.01	Beta / Gamma

Classification:	5
Survey Type:	Misc.
Survey Date:	12/1/95
Count Date:	12/20/95

Alpha Counting Instruments				
Inst. S/N	Inst. Code	Eff. %	Corr. Fac.	Bkg. CPM
13295	2	34.34	2.91	0.23

Beta Counting Instruments				
Inst. S/N	Inst. Code	Eff. %	Corr. Fac.	Bkg. CPM
13295	3	37.14	2.69	1.82

Surveyor:	A. V. Taylor / C. Vergari
Signature:	

Surface Description	Coordinates		Gamma at 1m	Gamma Inst.	Beta/Gamma Contact	Beta/Gamma Code	Contact Gross 1 min. Count	Alpha Inst.	Contact Gross 1 min. Count	Beta Inst.	Scan Contact Gross CPM		Removable DPM/100 cm2	Alpha Count	Removable DPM/100 cm2	Beta Count	Comments
	X	Y	uR/hr	Code	mR/hr	Code	Alpha	Beta	Code	Code	Max Beta	Avg Beta	Alpha	Beta	Code		
	Excavated concrete	5	-9	3	51	0.01	16	2	7	723	12	432	380	0.80	2	1.82	
Excavated concrete	6	-9	3	51	0.02	16	2	7	544	12	860	540	-0.66	2	-0.87	3	Post remediation
Excavated concrete	7	-9	3	51	0.01	16	3	7	608	12	707	450	0.80	2	0.48	3	Post remediation
Excavated concrete	8	-9	2	51	0.015	16	4	7	587	12	460	400	0.80	2	-2.22	3	Post remediation
Painted concrete	4	-8	3	51	0.015	16	5	7	433	12	475	310	-0.66	2	-0.87	3	Post remediation
Painted concrete	5	-8	4	51	0.01	16	3	7	459	12	608	470	-0.66	2	0.48	3	Post remediation
Excavated concrete	6	-8	3	51	0.02	16	2	7	315	12	508	430	-0.66	2	-2.22	3	Post remediation
Excavated concrete	7	-8	2	51	0.015	16	2	7	451	12	554	430	2.25	2	-0.87	3	Post remediation
Excavated concrete	8	-8	4	51	0.015	16	1	7	406	12	470	350	-0.66	2	-3.56	3	Post remediation
Excavated concrete	8	-8	4	51	0.015	16	1	7	679	12	685	370	-0.66	2	4.51	3	Soil sample taken
Excavated concrete	7	-14	3	51	0.01	16	1	7	528	12	545	411	0.80	2	-2.22	3	Soil sample taken
Soil	5	-13	2	51	0.01	16	13	7	485	12	586	480		2		3	Soil sample taken
Soil	6	-13	3	51	0.01	16	9	7	495	12	571	430		2		3	Soil sample taken
Soil	5	-12	3	51	0.02	16	11	7	429	12	604	490		2		3	Soil sample taken
Soil	6	-12	3	51	0.01	16	4	7	496	12	598	420		2		3	Soil sample taken
Soil	7	-12	4	51	0.01	16	4	7									

# LB5100-W Low Background Counting System -- Smear Analysis

Date: 12/20/95  
 Counting Unit id: 1  
 Data file name: C:\LBXL\UNIT1\B01-453.XLD  
 Batch Ended: 12/20/95 12:55  
 Crosstalk Correction: Not Applied

Alpha activity action level (DPM): 20.00  
 Beta activity action level (DPM): 200.00  
 Certainty level for MDA and flags: 95.00%  
 High Voltage Setting: 1440

Application Revision: 3  
 Application Version: Standard

Alpha efficiency log file: th230ab  
 Alpha Efficiency: 34.34%  
 Alpha to Beta Crosstalk: 23.95%  
 Alpha Background (CPM): 0.226666667  
 Alpha Correction Factor: 1.000

Beta efficiency log file: tc95e2h  
 Beta Efficiency: 37.14%  
 Beta into Alpha Crosstalk: 0.17%  
 Beta Background (CPM): 1.823333333  
 Beta Correction Factor: 1.000

Batch ID: Blairsville 1-39-1 South

Carrier	Alpha Activity				Beta Activity				Count time (min)	Alpha CPM	Beta CPM	Completion Date - Time
	DPM	$\sigma$	flags	MDA	DPM	$\sigma$	flags	MDA				
1	-0.660	1.46	<MDA	7.18	-3.56	1.36	<MDA	12.13	2.00	-0.227	-1.32	12/20/95 10:52
2	-0.660	1.46	<MDA	7.18	-3.56	1.36	<MDA	12.13	2.00	-0.227	-1.32	12/20/95 10:54
3	5.164	2.91	<AL	7.18	-0.87	2.34	<MDA	12.13	2.00	1.773	-0.32	12/20/95 10:56
4	-0.660	1.46	<MDA	7.18	4.51	3.57	<AL	12.13	2.00	-0.227	1.68	12/20/95 10:58
5	0.796	1.46	<MDA	7.18	-4.91	1.36	<MDA	12.13	2.00	0.273	-1.82	12/20/95 11:00
6	-0.660	1.46	<MDA	7.18	-0.87	2.34	<MDA	12.13	2.00	-0.227	-0.32	12/20/95 11:02
7	-0.660	1.46	<MDA	7.18	0.48	2.70	<MDA	12.13	2.00	-0.227	0.18	12/20/95 11:05
8	0.796	1.46	<MDA	7.18	4.51	3.57	<AL	12.13	2.00	0.273	1.68	12/20/95 11:07
9	-0.660	1.46	<MDA	7.18	-0.87	2.34	<MDA	12.13	2.00	-0.227	-0.32	12/20/95 11:09
10	-0.660	1.46	<MDA	7.18	-2.22	1.92	<MDA	12.13	2.00	-0.227	-0.82	12/20/95 11:11
11	-0.660	1.46	<MDA	7.18	0.48	2.70	<MDA	12.13	2.00	-0.227	0.18	12/20/95 11:14
12	0.796	1.46	<MDA	7.18	-4.91	1.36	<MDA	12.13	2.00	0.273	-1.82	12/20/95 11:16
13	2.252	2.06	<AL	7.18	-2.22	1.92	<MDA	12.13	2.00	0.773	-0.82	12/20/95 11:18
14	0.796	1.46	<MDA	7.18	5.86	3.82	<AL	12.13	2.00	0.273	2.18	12/20/95 11:20
15	-0.660	1.46	<MDA	7.18	-3.56	1.36	<MDA	12.13	2.00	-0.227	-1.32	12/20/95 11:22
16	0.796	1.46	<MDA	7.18	-0.87	2.34	<MDA	12.13	2.00	0.273	-0.32	12/20/95 11:25
17	0.796	1.46	<MDA	7.18	0.48	2.70	<MDA	12.13	2.00	0.273	0.18	12/20/95 11:27
18	-0.660	1.46	<MDA	7.18	0.48	2.70	<MDA	12.13	2.00	-0.227	0.18	12/20/95 11:29
19	2.252	2.06	<AL	7.18	-0.87	2.34	<MDA	12.13	2.00	0.773	-0.32	12/20/95 11:31
20	0.796	1.46	<MDA	7.18	-0.87	2.34	<MDA	12.13	2.00	0.273	-0.32	12/20/95 11:33
21	-0.660	1.46	<MDA	7.18	-0.87	2.34	<MDA	12.13	2.00	-0.227	-0.32	12/20/95 11:35
22	2.252	2.06	<AL	7.18	-0.87	2.34	<MDA	12.13	2.00	0.773	-0.32	12/20/95 11:38
23	-0.660	1.46	<MDA	7.18	0.48	2.70	<MDA	12.13	2.00	-0.227	0.18	12/20/95 11:40
24	-0.660	1.46	<MDA	7.18	-4.91	1.36	<MDA	12.13	2.00	-0.227	-1.82	12/20/95 11:42

# LB5100-W Low Background Counting System – Smear Analysis

Date: 12/20/95  
 Counting Unit id: 1  
 Data file name: C:\LBXL\UNIT1\B01-453.XLD  
 Batch Ended: 12/20/95 12:55  
 Crosstalk Correction: Not Applied

Alpha activity action level (DPM): 20.00  
 Beta activity action level (DPM): 200.00  
 Certainty level for MDA and flags: 95.00%  
 High Voltage Setting: 1440

Application Revision: 3  
 Application Version: Standard

Alpha efficiency log file: th230ab  
 Alpha Efficiency: 34.34%  
 Alpha to Beta Crosstalk: 23.95%  
 Alpha Background (CPM): 0.22666667  
 Alpha Correction Factor: 1.000

Beta efficiency log file: tc99ab  
 Beta Efficiency: 37.14%  
 Beta into Alpha Crosstalk: 0.17%  
 Beta Background (CPM): 1.823333333  
 Beta Correction Factor: 1.000

Batch ID: Blairsville 1-39-1 South

Carrier	Alpha Activity				Beta Activity				Count time (min)	Alpha CPM	Beta CPM	Completion Date - Time
	DPM	$\sigma$	flags	MDA	DPM	$\sigma$	flags	MDA				
25	-0.660	1.46	<MDA	7.18	-2.22	1.92	<MDA	12.13	2.00	-0.227	-0.82	12/20/95 11:44
26	-0.660	1.46	<MDA	7.18	-3.56	1.36	<MDA	12.13	2.00	-0.227	-1.32	12/20/95 11:47
27	-0.660	1.46	<MDA	7.18	-3.56	1.36	<MDA	12.13	2.00	-0.227	-1.32	12/20/95 11:49
28	-0.660	1.46	<MDA	7.18	0.48	2.70	<MDA	12.13	2.00	-0.227	0.18	12/20/95 11:51
29	-0.660	1.46	<MDA	7.18	-2.22	1.92	<MDA	12.13	2.00	-0.227	-0.82	12/20/95 11:53
30	0.796	1.46	<MDA	7.18	1.82	3.02	<MDA	12.13	2.00	0.273	0.68	12/20/95 11:55
31	-0.660	1.46	<MDA	7.18	-2.22	1.92	<MDA	12.13	2.00	-0.227	-0.82	12/20/95 11:57
32	-0.660	1.46	<MDA	7.18	-2.22	1.92	<MDA	12.13	2.00	-0.227	-0.82	12/20/95 12:00
33	-0.660	1.46	<MDA	7.18	4.51	3.57	<AL	12.13	2.00	-0.227	1.68	12/20/95 12:02
34	-0.660	1.46	<MDA	7.18	0.48	2.70	<MDA	12.13	2.00	-0.227	0.18	12/20/95 12:04
35	2.252	2.06	<AL	7.18	-4.91	1.36	<MDA	12.13	2.00	0.773	-1.82	12/20/95 12:06
36	-0.660	1.46	<MDA	7.18	-3.56	1.36	<MDA	12.13	2.00	-0.227	-1.32	12/20/95 12:09
37	0.796	1.46	<MDA	7.18	0.48	2.70	<MDA	12.13	2.00	0.273	0.18	12/20/95 12:11
38	0.796	1.46	<MDA	7.18	-0.87	2.34	<MDA	12.13	2.00	0.273	-0.32	12/20/95 12:13
39	0.796	1.46	<MDA	7.18	3.17	3.31	<MDA	12.13	2.00	0.273	1.18	12/20/95 12:15
40	-0.660	1.46	<MDA	7.18	-0.87	2.34	<MDA	12.13	2.00	-0.227	-0.32	12/20/95 12:17
41	-0.660	1.46	<MDA	7.18	1.82	3.02	<MDA	12.13	2.00	-0.227	0.68	12/20/95 12:20
42	-0.660	1.46	<MDA	7.18	3.17	3.31	<MDA	12.13	2.00	-0.227	1.18	12/20/95 12:22
43	0.796	1.46	<MDA	7.18	3.17	3.31	<MDA	12.13	2.00	0.273	1.18	12/20/95 12:24
44	3.708	2.52	<AL	7.18	-2.22	1.92	<MDA	12.13	2.00	1.273	-0.82	12/20/95 12:26
45	-0.660	1.46	<MDA	7.18	4.51	3.57	<AL	12.13	2.00	-0.227	1.68	12/20/95 12:28
46	0.796	1.46	<MDA	7.18	0.48	2.70	<MDA	12.13	2.00	0.273	0.18	12/20/95 12:31
47	0.796	1.46	<MDA	7.18	1.82	3.02	<MDA	12.13	2.00	0.273	0.68	12/20/95 12:33
48	-0.660	1.46	<MDA	7.18	-0.87	2.34	<MDA	12.13	2.00	-0.227	-0.32	12/20/95 12:35

**LB5100-W Low Background Counting System – Smear Analysis**

Date: 12/20/95  
 Counting Unit id: 1  
 Data file name: C:\LBXL\UNIT1\B01-453.XLD  
 Batch Ended: 12/20/95 12:55  
 Crosstalk Correction: Not Applied

Alpha activity action level (DPM): 20.00  
 Beta activity action level (DPM): 200.00  
 Certainty level for MDA and flags: 95.00%  
 High Voltage Setting: 1440

Application Revision: 3  
 Application Version: Standard

Alpha efficiency log file: th230ab Alpha Efficiency: 34.34% Alpha to Beta Crosstalk: 23.95% Alpha Background (CPM): 0.226666667 Alpha Correction Factor: 1.000
Beta efficiency log file: tc99ab Beta Efficiency: 37.14% Beta into Alpha Crosstalk: 0.17% Beta Background (CPM): 1.823333333 Beta Correction Factor: 1.000

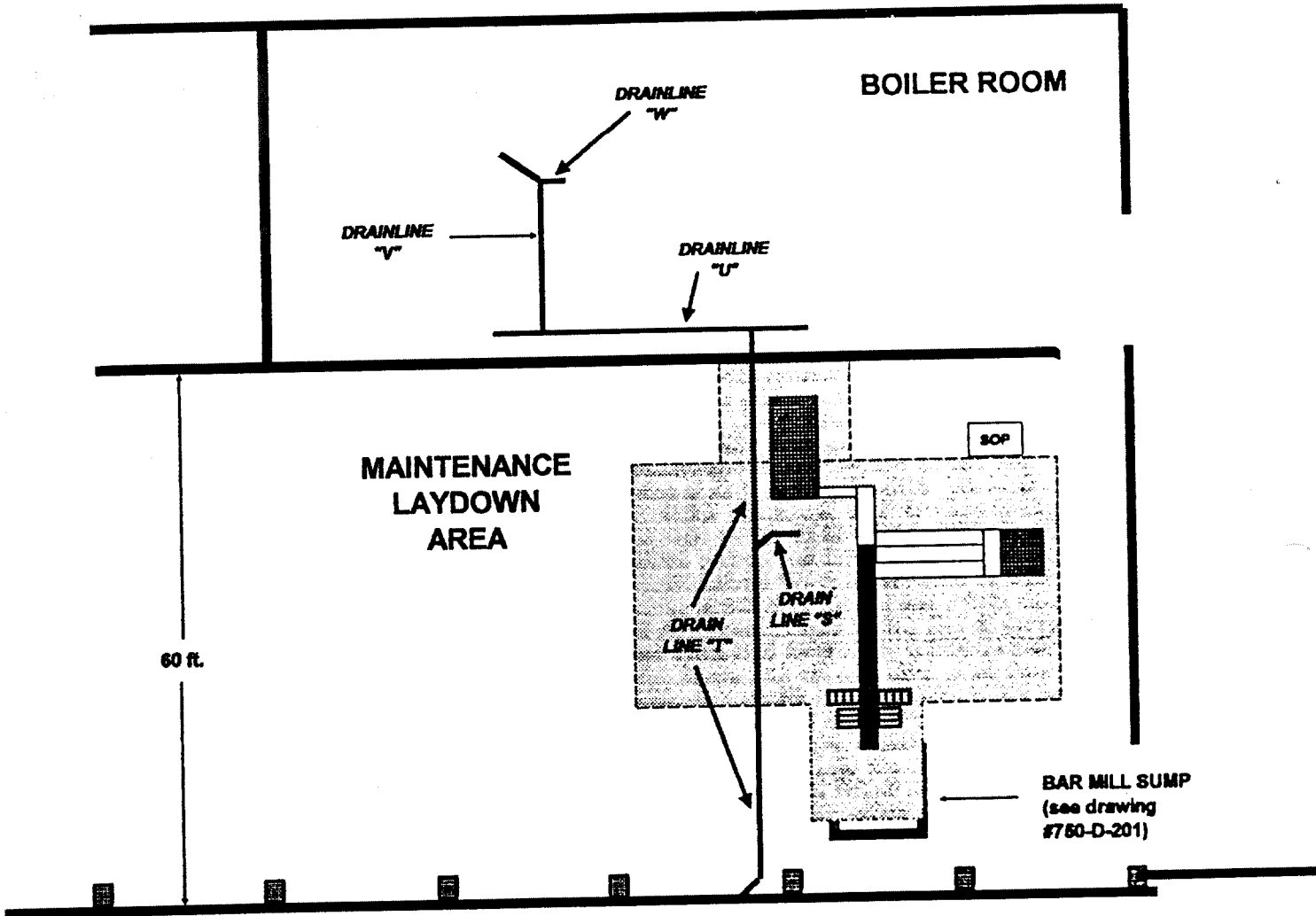
Batch ID: Blairsville 1-39-1 South







Carrier	Alpha Activity				Beta Activity				Count time (min)	Alpha CPM	Beta CPM	Completion Date - Time
	DPM	$\sigma$	flags	MDA	DPM	$\sigma$	flags	MDA				
49	0.796	1.46	<MDA	7.18	0.48	2.70	<MDA	12.13	2.00	0.273	0.18	12/20/95 12:37
50	0.796	1.46	<MDA	7.18	-2.22	1.92	<MDA	12.13	2.00	0.273	-0.82	12/20/95 12:39
51	-0.660	1.46	<MDA	7.18	-0.87	2.34	<MDA	12.13	2.00	-0.227	-0.32	12/20/95 12:42
52	-0.660	1.46	<MDA	7.18	0.48	2.70	<MDA	12.13	2.00	-0.227	0.18	12/20/95 12:44
53	-0.660	1.46	<MDA	7.18	-2.22	1.92	<MDA	12.13	2.00	-0.227	-0.82	12/20/95 12:46
54	2.252	2.06	<AL	7.18	-0.87	2.34	<MDA	12.13	2.00	0.773	-0.32	12/20/95 12:48
55	-0.660	1.46	<MDA	7.18	-3.56	1.36	<MDA	12.13	2.00	-0.227	-1.32	12/20/95 12:50
56	-0.660	1.46	<MDA	7.18	4.51	3.57	<AL	12.13	2.00	-0.227	1.68	12/20/95 12:53
57	0.796	1.46	<MDA	7.18	-2.22	1.92	<MDA	12.13	2.00	0.273	-0.82	12/20/95 12:55

SK#  
 UNIT 1-39-1  
 12-1-95

### UNITS 1-39 & 1-43 DRAINLINES AND TROUGHS

NORTH →



KEY:			
	REMEDICATION CONTAINMENT		3 ft. DEEP CONCRETE LINED TROUGH TO NORTH & SOUTH FROM DEEP TROUGH
	SHALLOW CONCRETE LINED TROUGHS		DEEP CONCRETE LINED TROUGH NORTH & SOUTH FROM MAIN DEEP TROUGH
	DEEP MAIN CONCRETE LINED TROUGHS		CONCRETE LINED PITS



# Blairsville Decommissioning Survey Form #003

Survey Serial #:	01-454
Survey Section:	1
Survey Unit:	39
Survey Sub-unit:	1

Alpha Survey Instruments				
Inst. S/N	Inst. Code	Eff. %	Corr. Fac.	Bkg. CPM
1517	7	19.5	5.13	2

Beta Survey Instruments				
Inst. S/N	Inst. Code	Eff. %	Corr. Fac.	Bkg. CPM
1595	12	33.3	3.00	280

Gamma or Beta/Gamma Instruments			
Inst. S/N	Inst. Code	Bkg.	Detection Type
142	51	3	Gamma
5242	16	0.01	Beta / Gamma

Classification:	5
Survey Type:	Misc
Survey Date:	12/4/95
Count Date:	12/18/95

Alpha Counting Instruments				
Inst. S/N	Inst. Code	Eff. %	Corr. Fac.	Bkg. CPM
13295	2	34.34	2.91	0.23

Beta Counting Instruments				
Inst. S/N	Inst. Code	Eff. %	Corr. Fac.	Bkg. CPM
13295	3	37.14	2.69	1.82

Surveyor:	V. Taylor / C. Vergari
Signature:	<i>V. Taylor</i> <i>C. Vergari</i>

Surface Description	Coordinates		Gamma at 1m	Gamma Inst.	Beta/Gamma Contact	Beta/Gamma Code	Contact Gross 1 min. Count	Alpha Inst.	Contact Gross 1 min. Count	Beta Inst.	Scan Contact Gross CPM		Removable DPM/100 cm2	Alpha Count	Removable DPM/100 cm2	Beta Count	Comments
	X	Y	uR/hr	Code	mR/hr	Code	Alpha	Code	Beta	Code	Max Beta	Avg Beta	Alpha	Code	Beta	Code	
Concrete floor	6	-10	4	51	0.02	16	3	7	589	12	706	550	-1.61	2	-3.21	3	East/West trough (remediated)
Concrete floor	7	-10	3	51	0.015	16	2	7	457	12	623	500	-1.61	2	-3.21	3	East/West trough (remediated)
Concrete floor	8	-10	4	51	0.02	16	2	7	456	12	502	430	-1.61	2	-0.53	3	East/West trough (remediated)
Concrete floor	9	-10	3	51	0.01	16	1	7	403	12	528	430	-0.13	2	2.14	3	East/West trough (remediated)
Concrete floor	9.5	-10	2	51	0.02	16	0	7	382	12	689	450	-0.13	2	-1.87	3	East/West trough (remediated)
West concrete wall	0.5	1	N/A	N/A	N/A	N/A	3	7	331	12	468	320	-1.61	2	0.80	3	East/West trough (remediated)
North concrete wall	1	1	N/A	N/A	N/A	N/A	4	7	278	12	575	370	-0.13	2	-0.53	3	East/West trough (remediated)
North concrete wall	2	1	N/A	N/A	N/A	N/A	4	7	397	12	541	330	-0.13	2	2.14	3	East/West trough (remediated)
North concrete wall	3	1	N/A	N/A	N/A	N/A	5	7	324	12	518	320	-1.61	2	0.80	3	East/West trough (remediated)
North concrete wall	4	1	N/A	N/A	N/A	N/A	2	7	325	12	642	350	-0.13	2	-3.21	3	East/West trough (remediated)
South concrete wall	1	1	N/A	N/A	N/A	N/A	0	7	287	12	395	280	-1.61	2	2.14	3	East/West trough (remediated)
South concrete wall	2	1	N/A	N/A	N/A	N/A	4	7	313	12	455	320	2.82	2	-1.87	3	East/West trough (remediated)
South concrete wall	3	1	N/A	N/A	N/A	N/A	3	7	308	12	486	300	-0.13	2	-0.53	3	East/West trough (remediated)
South concrete wall	4	1	N/A	N/A	N/A	N/A	1	7	352	12	567	350		2		3	East/West trough (remediated)

# LB5100-W Low Background Counting System – Smear Analysis

Date: 12/18/95  
 Counting Unit id: 1  
 Data file name: C:\LBXL\UNIT1\B01-454.XLD  
 Batch Ended: 12/18/95 13:39  
 Crosstalk Correction: Not Applied

Alpha activity action level (DPM): 20.00  
 Beta activity action level (DPM): 200.00  
 Certainty level for MDA and flags: 95.00%  
 High Voltage Setting: 1440

Application Revision: 3  
 Application Version: Standard

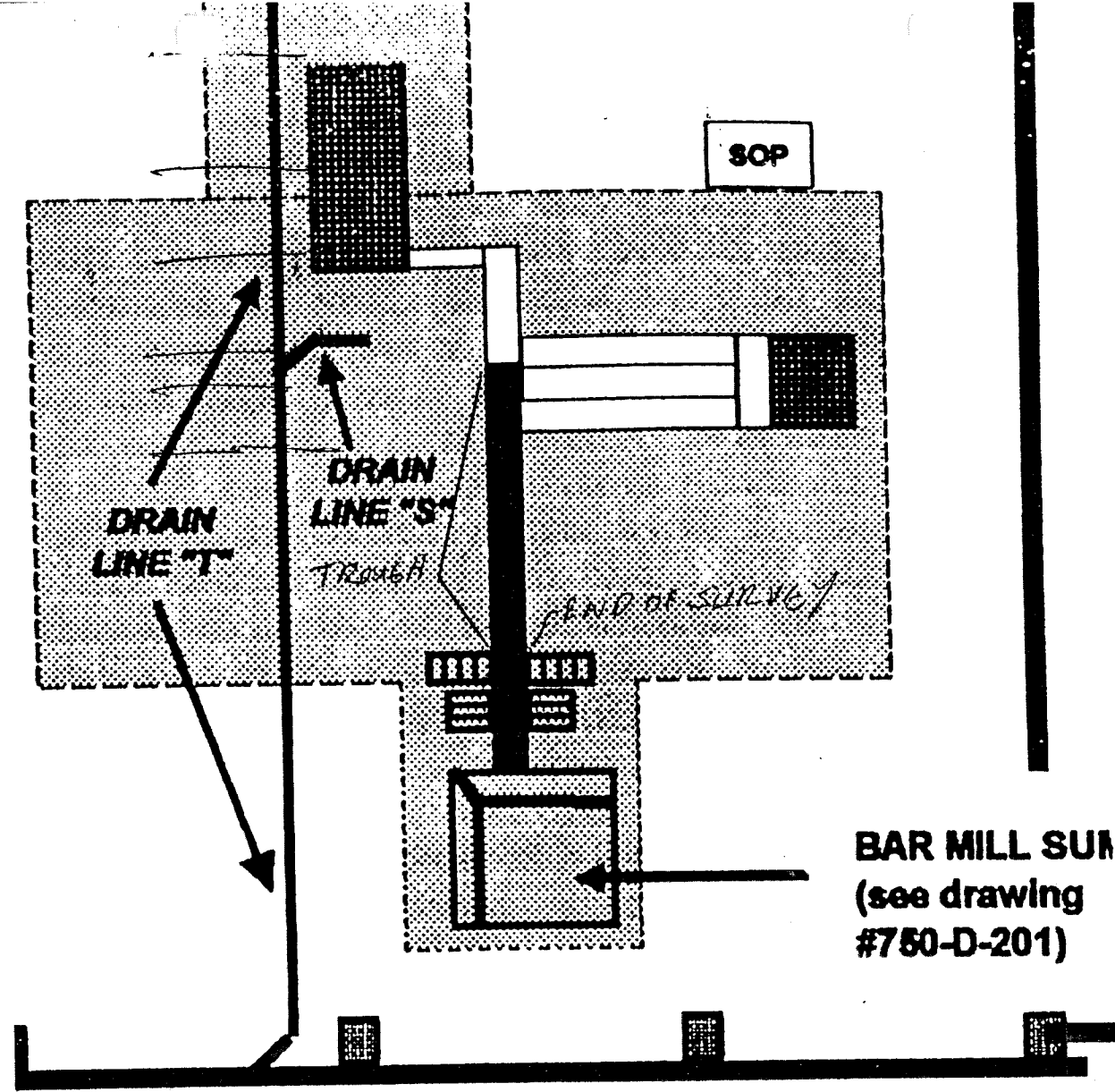
Batch ID: Blairsville 1-39-1

Carrier	Alpha Activity				Beta Activity				Count time (min)	Alpha CPM	Beta CPM	Completion Date - Time
	DPM	$\sigma$	flags	MDA	DPM	$\sigma$	flags	MDA				
1	-1.609	1.48	<MDA	9.09	-3.21	1.91	<MDA	12.89	2.00	-0.545	-1.20	12/18/95 13:10
2	-1.609	1.48	<MDA	9.09	-3.21	1.91	<MDA	12.89	2.00	-0.545	-1.20	12/18/95 13:13
3	-1.609	1.48	<MDA	9.09	-0.53	2.69	<MDA	12.89	2.00	-0.545	-0.20	12/18/95 13:15
4	-0.133	1.48	<MDA	9.09	2.14	3.29	<MDA	12.89	2.00	-0.045	0.80	12/18/95 13:17
5	-0.133	1.48	<MDA	9.09	-1.87	2.33	<MDA	12.89	2.00	-0.045	-0.70	12/18/95 13:19
6	-1.609	1.48	<MDA	9.09	0.80	3.00	<MDA	12.89	2.00	-0.545	0.30	12/18/95 13:21
7	-0.133	1.48	<MDA	9.09	-0.53	2.69	<MDA	12.89	2.00	-0.045	-0.20	12/18/95 13:23
8	-0.133	1.48	<MDA	9.09	2.14	3.29	<MDA	12.89	2.00	-0.045	0.80	12/18/95 13:26
9	-1.609	1.48	<MDA	9.09	0.80	3.00	<MDA	12.89	2.00	-0.545	0.30	12/18/95 13:28
10	-0.133	1.48	<MDA	9.09	-3.21	1.91	<MDA	12.89	2.00	-0.045	-1.20	12/18/95 13:30
12	-1.609	1.48	<MDA	9.09	2.14	3.29	<MDA	12.89	2.00	-0.545	0.80	12/18/95 13:35
13	2.819	2.56	<AL	9.09	-1.87	2.33	<MDA	12.89	2.00	0.955	-0.70	12/18/95 13:37
14	-0.133	1.48	<MDA	9.09	-0.53	2.69	<MDA	12.89	2.00	-0.045	-0.20	12/18/95 13:39

Alpha efficiency log file: th230ab  
 Alpha Efficiency: 33.88%  
 Alpha to Beta Crosstalk: 24.53%  
 Alpha Background (CPM): 0.545  
 Alpha Correction Factor: 1.000

Beta efficiency log file: tc99ab  
 Beta Efficiency: 37.39%  
 Beta into Alpha Crosstalk: 0.13%  
 Beta Background (CPM): 2.2  
 Beta Correction Factor: 1.000

SNA 1-454  
DATE: 12-4-95  
TIME: 1530  
UNIT 1-39-1  
VT/CV



# Blairsville Decommissioning Survey Form #003

Survey Serial #:	01-455
------------------	--------

Survey Section:	1
-----------------	---

Survey Unit:	39
--------------	----

Survey Sub-unit:	1
------------------	---

Classification:	5
-----------------	---

Survey Type:	Misc
--------------	------

Survey Date:	12/5/95
--------------	---------

Count Date:	12/18/95
-------------	----------

Alpha Survey Instruments				
Inst. S/N	Inst. Code	Eff. %	Corr. Fac.	Bkg. CPM

Beta Survey Instruments				
Inst. S/N	Inst. Code	Eff. %	Corr. Fac.	Bkg. CPM
1595	12	33.3	3.00	430.00

Gamma or Beta/Gamma Instruments			
Inst. S/N	Inst. Code	Bkg.	Detection Type

Alpha Counting Instruments				
Inst. S/N	Inst. Code	Eff. %	Corr. Fac.	Bkg. CPM
13295	2	34.34	2.91	0.23

Beta Counting Instruments				
Inst. S/N	Inst. Code	Eff. %	Corr. Fac.	Bkg. CPM
13295	3	37.14	2.69	1.82

Surveyor:	C. Vergari
-----------	------------

Signature: 

Surface Description	Coordinates		Gamma at 1m	Gamma Inst.	Beta/Gamma Contact	Beta/Gamma	Contact Gross 1 min. Count	Alpha Inst.	Contact Gross 1 min. Count	Beta Inst.	Scan Contact Gross CPM		Removable DPM/100 cm2	Alpha Count	Removable DPM/100 cm2	Beta Count	Comments
	X	Y	uR/hr	Code	mR/hr	Code	Alpha	Beta	Code	Code	Max Beta	Avg Beta	Alpha	Code	Beta	Code	
	Painted concrete	1	-14	N/A	N/A	N/A	N/A	N/A	N/A	535	12	934	600	-1.61	2	0.80	
Painted concrete	1	-15	N/A	N/A	N/A	N/A	N/A	N/A	592	12	916	600	1.34	2	0.80	3	Area reworked

**LB5100-W Low Background Counting System -- Smear Analysis**

Date: 12/18/95  
 Counting Unit id: 1  
 Data file name: C:\LBXL\UNIT1\B01-455.XLD  
 Batch Ended: 12/18/95 13:43  
 Crosstalk Correction: Not Applied

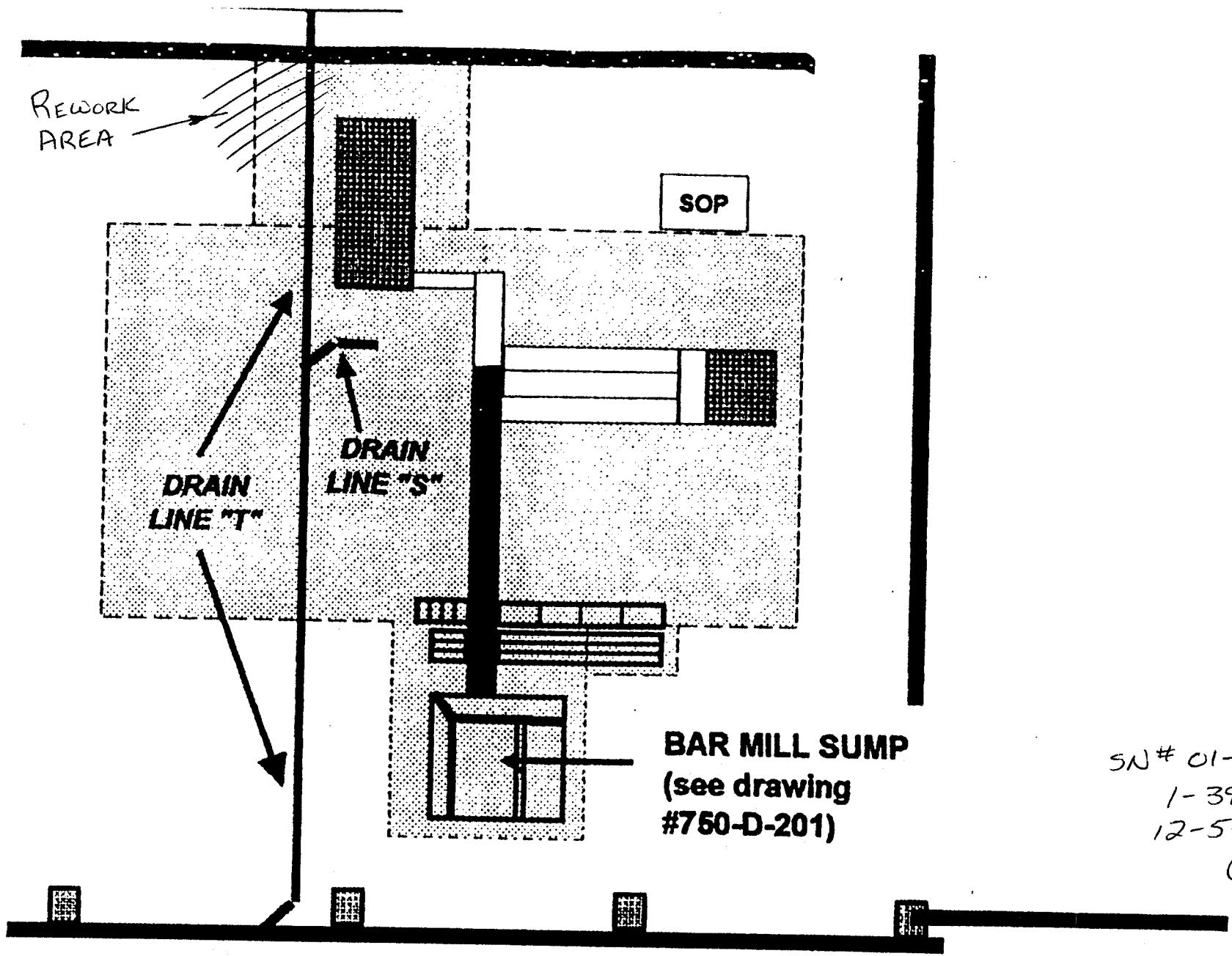
Alpha activity action level (DPM): 20.00  
 Beta activity action level (DPM): 200.00  
 Certainty level for MDA and flags: 95.00%  
 High Voltage Setting: 1440

Application Revision: 3  
 Application Version: Standard

Batch ID: Blairsville 1-39-1

Carrier	Alpha Activity				Beta Activity			
	DPM	$\sigma$	flags	MDA	DPM	$\sigma$	flags	MDA
15	-1.609	1.48	<MDA	9.09	0.80	3.00	<MDA	12.89
16	1.343	2.09	<MDA	9.09	0.80	3.00	<MDA	12.89

Alpha efficiency log file: th230ab Alpha Efficiency: 33.88% Alpha to Beta Crosstalk: 24.53% Alpha Background (CPM): 0.545 Alpha Correction Factor: 1.000			
Beta efficiency log file: tc99ab Beta Efficiency: 37.39% Beta into Alpha Crosstalk: 0.13% Beta Background (CPM): 2.2 Beta Correction Factor: 1.000			
Count time (min)	Alpha CPM	Beta CPM	Completion Date - Time
2.00	-0.545	0.30	12/18/95 13:41
2.00	0.455	0.30	12/18/95 13:43



**BAR MILL SUMP**  
(see drawing  
#750-D-201)

SN# 01-455  
1-39-1  
12-5-95  
CV

# Blairsville Decommissioning Survey Form #003

Survey Serial #:	01-456
------------------	--------

Survey Section:	1
Survey Unit:	39
Survey Sub-unit:	1

Classification:	5
Survey Type:	Misc

Survey Date:	12/6/95
Count Date:	12/20/95

Alpha Survey Instruments				
Inst. S/N	Inst. Code	Eff. %	Corr. Fac.	Bkg. CPM
1517	7	19.5	5.13	1

Beta Survey Instruments				
Inst. S/N	Inst. Code	Eff. %	Corr. Fac.	Bkg. CPM
1601	13	33.9	2.95	321

Gamma or Beta/Gamma Instruments			
Inst. S/N	Inst. Code	Bkg.	Detection Type
142	51	3	Gamma
5242	16	0.01	Beta / Gamma

Alpha Counting Instruments				
Inst. S/N	Inst. Code	Eff. %	Corr. Fac.	Bkg. CPM
13295	2	34.34	2.91	0.23

Beta Counting Instruments				
Inst. S/N	Inst. Code	Eff. %	Corr. Fac.	Bkg. CPM
13295	3	37.14	2.69	1.82

Surveyor:	Smith / C. Vergari
Signature:	<i>Jerry D. Cameron</i>

Surface Description	Coordinates		Gamma at 1m	Gamma Inst.	Beta/Gamma Contact	Beta/Gamma Code	Contact Gross 1 min. Count	Alpha Inst.	Contact Gross 1 min. Count	Beta Inst.	Scan Contact Gross CPM		Removable DPM/100 cm2	Alpha Count	Removable DPM/400 cm2	Beta Count	Comments
	X	Y	uR/hr	Code	mR/hr	Code	Alpha	Code	Beta	Code	Max Beta	Avg Beta	Alpha	Code	Beta	Code	
Pit Floor Concrete	0.5	-0.5	3	51	0.02	16	18	7	723	13	976	600	3.71	2	4.51	3	North End
Pit Floor Concrete	1.5	-0.5	3	51	0.01	16	19	7	610	13	989	700	-0.66	2	-3.56	3	North End
Concrete wall	1	1	N/A	N/A	N/A	N/A	7	7	396	13	1580	500	-0.66	2	-4.91	3	North
Concrete wall	2	1	N/A	N/A	N/A	N/A	2	7	353	13	916	500	-0.66	2	-0.87	3	North
Concrete wall	1	2	N/A	N/A	N/A	N/A	8	7	390	13	489	370	0.80	2	3.17	3	North
Concrete wall	2	2	N/A	N/A	N/A	N/A	5	7	340	13	479	360	2.25	2	3.17	3	North
Concrete divider	0.5	0.5	N/A	N/A	N/A	N/A	15	7	648	13	941	600	0.80	2	-2.22	3	North/South barrier
Concrete divider	1.5	0.5	N/A	N/A	N/A	N/A	19	7	688	13	1530	650	2.25	2	8.55	3	North/South barrier
Concrete divider	1.5	1.5	N/A	N/A	N/A	N/A	9	7	481	13	1200	540	0.80	2	5.86	3	North/South barrier
Concrete wall	0.5	0.5	N/A	N/A	N/A	N/A	11	7	500	13	1210	670	0.80	2	-0.87	3	East
Concrete wall	0.5	1.5	N/A	N/A	N/A	N/A	14	7	374	13	572	420	2.25	2	0.48	3	East
Concrete wall	1.5	0.5	N/A	N/A	N/A	N/A	25	7	950	13	1210	800	0.80	2	-3.56	3	East
Concrete wall	1.5	1.5	N/A	N/A	N/A	N/A	2	7	368	13	598	440	0.80	2	0.48	3	East
Concrete wall	0.5	0.5	N/A	N/A	N/A	N/A	13	7	648	13	620	400	-0.66	2	0.48	3	South
Concrete wall	1.5	0.5	N/A	N/A	N/A	N/A	7	7	282	13	740	450	6.62	2	1.82	3	South
Concrete wall	0.5	1.5	N/A	N/A	N/A	N/A	3	7	376	13	720	425	-0.66	2	0.48	3	South
Concrete wall	1.5	1.5	N/A	N/A	N/A	N/A	4	7	377	13	824	560	-0.66	2	0.48	3	South
Concrete wall	2	1.5	N/A	N/A	N/A	N/A	3	7	401	13	663	500	-0.66	2	5.86	3	South
Concrete wall	0.5	0.5	N/A	N/A	N/A	N/A	4	7	302	13	687	500	5.16	2	12.59	3	South half - west
Concrete wall	0.5	1.5	N/A	N/A	N/A	N/A	12	7	434	13	453	350	-0.66	2	-0.87	3	South half - west
Concrete partition wal	0.5	0.5	N/A	N/A	N/A	N/A	42	7	431	13	1470	900	-0.66	2	-4.91	3	South Half / facing north
Concrete partition wal	1.5	-0.7	N/A	N/A	N/A	N/A	13	7	439	13	1240	525	-0.66	2	-0.87	3	South Half / facing north
Concrete partition wal	2	-0.7	N/A	N/A	N/A	N/A	21	7	1150	13	861	450	-0.66	2	1.82	3	South Half / facing north

# Blairsville Decommissioning Survey Form #003

Survey Serial #: **01-456**

Survey Section: **1**

Survey Unit: **39**

Survey Sub-unit: **1**

Classification: **5**

Survey Type: **Misc**

Survey Date: **12/6/95**

Count Date: **12/20/95**

Alpha Survey Instruments				
Inst. S/N	Inst. Code	Eff. %	Corr. Fac.	Bkg. CPM
1517	7	19.5	5.13	1

Beta Survey Instruments				
Inst. S/N	Inst. Code	Eff. %	Corr. Fac.	Bkg. CPM
1601	13	33.9	2.95	321

Gamma or Beta/Gamma Instruments			
Inst. S/N	Inst. Code	Bkg.	Detection Type
142	51	3	Gamma
5242	16	0.01	Beta / Gamma

Alpha Counting Instruments				
Inst. S/N	Inst. Code	Eff. %	Corr. Fac.	Bkg. CPM
13295	2	34.34	2.91	0.23

Beta Counting Instruments				
Inst. S/N	Inst. Code	Eff. %	Corr. Fac.	Bkg. CPM
13295	3	37.14	2.69	1.82

Surveyor: **L. Smith / C. Vergari**  
 Signature: *[Handwritten Signature]*

Surface Description	Coordinates		Gamma at 1m	Gamma Inst.	Beta/Gamma Contact	Beta/Gamma Code	Contact Gross 1 min. Count	Alpha Inst.	Contact Gross 1 min. Count	Beta Inst.	Scan Contact Gross CPM		Removable DPM/100 cm2	Alpha Count	Removable DPM/100 cm2	Beta Count	Comments
	X	Y	uR/hr	Code	mR/hr	Code	Alpha	Code	Beta	Code	Max Beta	Avg Beta	Alpha	Code	Beta	Code	
Concrete wall	0.5	0.5	N/A	N/A	N/A	N/A	15	7	489	13	604	400	-0.66	2	-0.87	3	Lower south half/west
Concrete floor	0.7	-0.5	4	51	0.02	16	8	7	378	13	1130	650	0.80	2	0.48	3	South half / bottom
Concrete floor	0.5	-0.5	4	51	0.015	16	18	7	723	13	1750	800	0.80	2	1.82	3	Upper S. half bottom of shelf
Concrete wall	1.5	1.5	N/A	N/A	N/A	N/A	2	7	303	13	577	330	2.25	2	-0.87	3	North half - west
Concrete wall	1.5	0.5	N/A	N/A	N/A	N/A	8	7	349	13	840	370	2.25	2	3.17	3	North half - west
Concrete wall	1.5	-0.5	N/A	N/A	N/A	N/A	6	7	320	13	1090	490		2		3	North half - west



# LB5100-W Low Background Counting System -- Smear Analysis

Date: 12/20/95  
 Counting Unit id: 1  
 Data file name: C:\LBXL\UNIT1\B01-456.XLD  
 Batch Ended: 12/20/95 14:43  
 Crosstalk Correction: Not Applied

Alpha activity action level (DPM): 20.00  
 Beta activity action level (DPM): 200.00  
 Certainty level for MDA and flags: 95.00%  
 High Voltage Setting: 1440

Application Revision: 3  
 Application Version: Standard

Alpha efficiency log file: th230ab  
 Alpha Efficiency: 34.34%  
 Alpha to Beta Crosstalk: 23.95%  
 Alpha Background (CPM): 0.22666667  
 Alpha Correction Factor: 1.000

Beta efficiency log file: tc99ab  
 Beta Efficiency: 37.14%  
 Beta into Alpha Crosstalk: 0.17%  
 Beta Background (CPM): 1.823333333  
 Beta Correction Factor: 1.000

Batch ID: Blairsville 1-39-1 Bar Mill Sump pit

Carrier	Alpha Activity				Beta Activity				Count time (min)	Alpha CPM	Beta CPM	Completion Date - Time
	DPM	$\sigma$	flags	MDA	DPM	$\sigma$	flags	MDA				
1	3.708	2.52	<AL	7.18	4.51	3.57	<AL	12.13	2.00	1.273	1.68	12/20/95 13:44
2	-0.660	1.46	<MDA	7.18	-3.56	1.36	<MDA	12.13	2.00	-0.227	-1.32	12/20/95 13:46
3	-0.660	1.46	<MDA	7.18	-4.91	1.36	<MDA	12.13	2.00	-0.227	-1.82	12/20/95 13:48
4	-0.660	1.46	<MDA	7.18	-0.87	2.34	<MDA	12.13	2.00	-0.227	-0.32	12/20/95 13:50
5	0.796	1.46	<MDA	7.18	3.17	3.31	<MDA	12.13	2.00	0.273	1.18	12/20/95 13:53
6	2.252	2.06	<AL	7.18	3.17	3.31	<MDA	12.13	2.00	0.773	1.18	12/20/95 13:55
7	0.796	1.46	<MDA	7.18	-2.22	1.92	<MDA	12.13	2.00	0.273	-0.82	12/20/95 13:57
8	2.252	2.06	<AL	7.18	8.55	4.27	<AL	12.13	2.00	0.773	3.18	12/20/95 13:59
9	0.796	1.46	<MDA	7.18	5.86	3.82	<AL	12.13	2.00	0.273	2.18	12/20/95 14:01
10	0.796	1.46	<MDA	7.18	-0.87	2.34	<MDA	12.13	2.00	0.273	-0.32	12/20/95 14:03
11	2.252	2.06	<AL	7.18	0.48	2.70	<MDA	12.13	2.00	0.773	0.18	12/20/95 14:06
12	0.796	1.46	<MDA	7.18	-3.56	1.36	<MDA	12.13	2.00	0.273	-1.32	12/20/95 14:08
13	0.796	1.46	<MDA	7.18	0.48	2.70	<MDA	12.13	2.00	0.273	0.18	12/20/95 14:10
14	-0.660	1.46	<MDA	7.18	0.48	2.70	<MDA	12.13	2.00	-0.227	0.18	12/20/95 14:12
15	6.621	3.26	<AL	7.18	1.82	3.02	<MDA	12.13	2.00	2.273	0.68	12/20/95 14:15
16	-0.660	1.46	<MDA	7.18	0.48	2.70	<MDA	12.13	2.00	-0.227	0.18	12/20/95 14:17
17	-0.660	1.46	<MDA	7.18	0.48	2.70	<MDA	12.13	2.00	-0.227	0.18	12/20/95 14:19
18	-0.660	1.46	<MDA	7.18	5.86	3.82	<AL	12.13	2.00	-0.227	2.18	12/20/95 14:21
19	5.164	2.91	<AL	7.18	12.59	4.86	<AL	12.13	2.00	1.773	4.68	12/20/95 14:23
20	-0.660	1.46	<MDA	7.18	-0.87	2.34	<MDA	12.13	2.00	-0.227	-0.32	12/20/95 14:26
21	-0.660	1.46	<MDA	7.18	-4.91	1.36	<MDA	12.13	2.00	-0.227	-1.82	12/20/95 14:28
22	-0.660	1.46	<MDA	7.18	-0.87	2.34	<MDA	12.13	2.00	-0.227	-0.32	12/20/95 14:30
23	-0.660	1.46	<MDA	7.18	1.82	3.02	<MDA	12.13	2.00	-0.227	0.68	12/20/95 14:32
24	-0.660	1.46	<MDA	7.18	-0.87	2.34	<MDA	12.13	2.00	-0.227	-0.32	12/20/95 14:34

**LB5100-W Low Background Counting System -- Smear Analysis**

Date: 12/20/95  
 Counting Unit id: 1  
 Data file name: C:\LBXL\UNIT1\B01-456.XLD  
 Batch Ended: 12/20/95 14:43  
 Crosstalk Correction: Not Applied

Alpha activity action level (DPM): 20.00  
 Beta activity action level (DPM): 200.00  
 Certainty level for MDA and flags: 95.00%  
 High Voltage Setting: 1440

Application Revision: 3  
 Application Version: Standard

Batch ID: Blairsville 1-39-1 Bar Mill Sump pit

Carrier	Alpha Activity				Beta Activity				Count time (min)	Alpha CPM	Beta CPM	Completion Date - Time
	DPM	$\sigma$	flags	MDA	DPM	$\sigma$	flags	MDA				
25	0.796	1.46	<MDA	7.18	0.48	2.70	<MDA	12.13	2.00	0.273	0.18	12/20/95 14:36
26	0.796	1.46	<MDA	7.18	1.82	3.02	<MDA	12.13	2.00	0.273	0.68	12/20/95 14:39
27	2.252	2.06	<AL	7.18	-0.87	2.34	<MDA	12.13	2.00	0.773	-0.32	12/20/95 14:41
28	2.252	2.06	<AL	7.18	3.17	3.31	<MDA	12.13	2.00	0.773	1.18	12/20/95 14:43

Alpha efficiency log file: th230ab Alpha Efficiency: 34.34% Alpha to Beta Crosstalk: 23.95% Alpha Background (CPM): 0.226666667 Alpha Correction Factor: 1.000
Beta efficiency log file: tc99ab Beta Efficiency: 37.14% Beta into Alpha Crosstalk: 0.17% Beta Background (CPM): 1.823333333 Beta Correction Factor: 1.000

# UNIT 1-39-1 BARMILL SUMP PIT

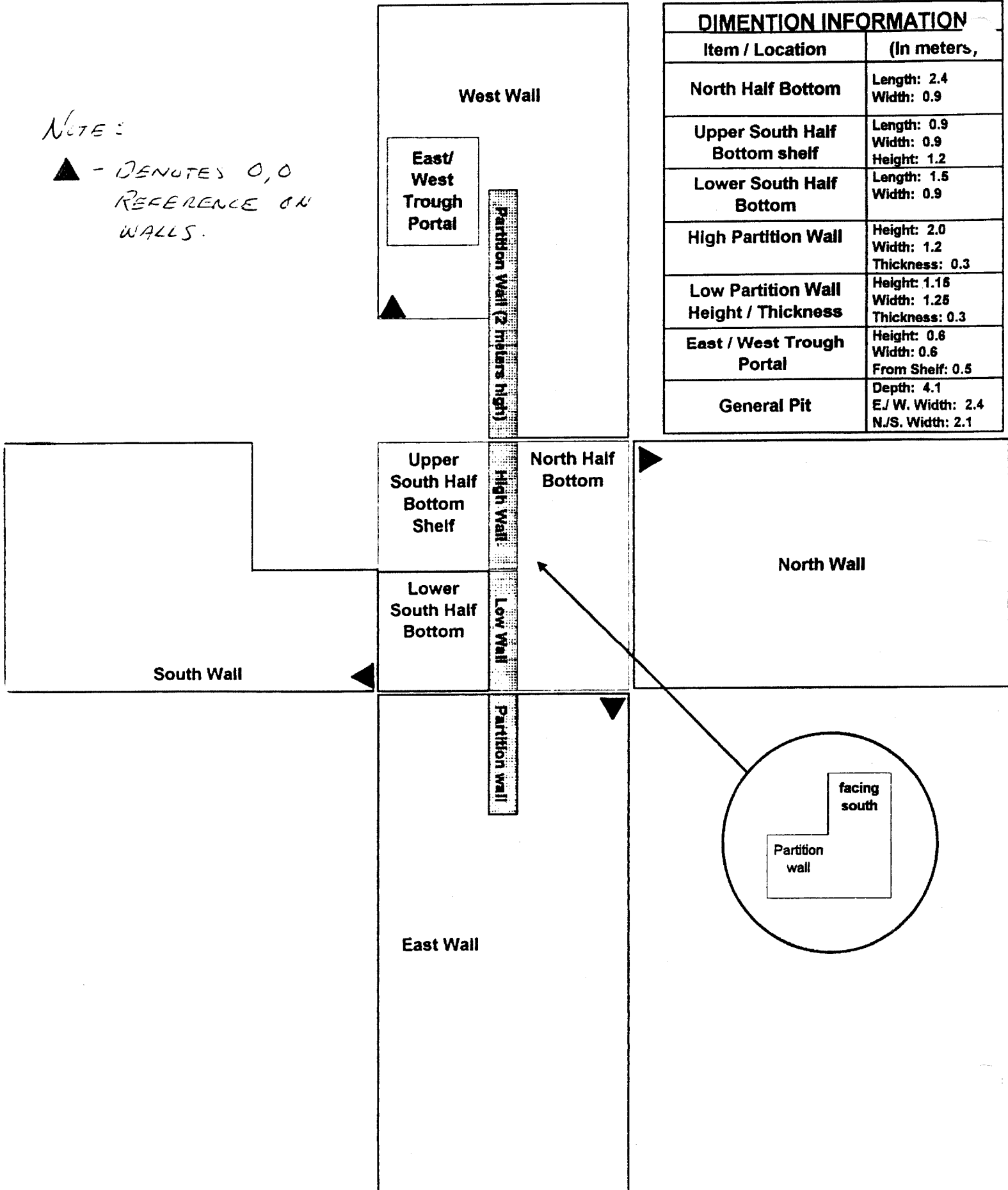
SN: 01-456

12-6-95

1-39-1

NOTE:

▲ - DENOTES 0,0 REFERENCE ON WALLS.



DIMENTION INFORMATION	
Item / Location	(In meters,
North Half Bottom	Length: 2.4 Width: 0.9
Upper South Half Bottom shelf	Length: 0.9 Width: 0.9 Height: 1.2
Lower South Half Bottom	Length: 1.5 Width: 0.9
High Partition Wall	Height: 2.0 Width: 1.2 Thickness: 0.3
Low Partition Wall Height / Thickness	Height: 1.15 Width: 1.25 Thickness: 0.3
East / West Trough Portal	Height: 0.6 Width: 0.6 From Shelf: 0.5
General Pit	Depth: 4.1 E/W. Width: 2.4 N/S. Width: 2.1

# Blairsville Decommissioning Survey Form #003

Survey Serial #:	01-457
Survey Section:	1
Survey Unit:	39
Survey Sub-unit:	1

Alpha Survey Instruments				
Inst. S/N	Inst. Code	Eff. %	Corr. Fac.	Bkg. CPM
1517	7	19.5	5.13	2


Beta Survey Instruments				
Inst. S/N	Inst. Code	Eff. %	Corr. Fac.	Bkg. CPM
1601	13	33.9	2.95	253

Gamma or Beta/Gamma Instruments			
Inst. S/N	Inst. Code	Bkg.	Detection Type
142	51	2	Gamma
5242	16	0.01	Beta / Gamma

Classification:	5
Survey Type:	Misc

Alpha Counting Instruments				
Inst. S/N	Inst. Code	Eff. %	Corr. Fac.	Bkg. CPM
13295	2	34.34	2.91	0.23

Beta Counting Instruments				
Inst. S/N	Inst. Code	Eff. %	Corr. Fac.	Bkg. CPM
13295	3	37.14	2.69	1.82

Surveyor:	V. Taylor / C. Vergari
Signature:	

Surface Description	Coordinates		Gamma at 1m	Gamma Inst.	Beta/Gamma Contact	Beta/Gamma Code	Contact Gross 1 min. Count	Alpha Inst. Code	Contact Gross 1 min. Count	Beta Inst. Code	Scan Contact Gross CPM		Removable DPM/100 cm2	Alpha Count	Removable DPM/100 cm2	Beta Count	Comments
	X	Y	uR/hr	Code	mR/hr	Code	Alpha	Code	Beta	Code	Max Beta	Avg Beta	Alpha	Code	Beta	Code	
											Alpha	Beta					
Dirt	8.5	-4	4	51	0.02	16	4	7	497	13	617	325	-0.66	2	-3.56	3	soil sample taken
Dirt	8.5	-5	3	51	0.015	16	2	7	476	13	587	370	-0.66	2	-2.22	3	soil sample taken
Dirt	8.5	-6	2	51	0.01	16	4	7	451	13	615	400	0.80	2	-0.87	3	soil sample taken
Dirt	8.5	-7	3	51	0.015	16	7	7	450	13	634	420	0.80	2	3.17	3	soil sample taken
Dirt	8.5	-8	3	51	0.02	16	4	7	448	13	588	460	0.80	2	-2.22	3	soil sample taken
Concrete floor	8.5	-9	2	51	0.015	16	7	7	422	13	587	420	0.80	2	-0.87	3	Excavated
Concrete floor	9.5	-5	3	51	0.01	16	1	7	484	13	670	430	0.80	2	-2.22	3	North Lateral
Concrete floor	9.5	-6	3	51	0.02	16	4	7	447	13	778	450	-0.66	2	-0.87	3	North Lateral
Concrete floor	9.5	-7	2	51	0.02	16	5	7	561	13	859	550	2.25	2	0.48	3	North Lateral
Concrete floor	9.5	-8	2	51	0.015	16	9	7	600	13	730	530	0.80	2	-0.87	3	North Lateral
Concrete floor	9.5	-9	2	51	0.01	16	4	7	384	13	840	450	2.25	2	-2.22	3	North Lateral
Concrete floor	10.5	-5	4	51	0.015	16	9	7	547	13	618	440	-0.66	2	3.17	3	North Lateral trough
Concrete floor	10.5	-6	4	51	0.01	16	2	7	535	13	586	470	0.80	2	-0.87	3	North Lateral trough
Concrete floor	10.5	-7	2	51	0.02	16	4	7	362	13	570	460	-0.66	2	0.48	3	North Lateral trough
Concrete floor	10.5	-8	2	51	0.01	16	3	7	364	13	526	350	-0.66	2	1.82	3	North Lateral trough
Concrete floor	10.5	-9	4	51	0.01	16	6	7	461	13	631	350	2.25	2	3.17	3	North Lateral trough
Concrete wall (north)	1	0.5	N/A	N/A	N/A	N/A	9	7	644	13	619	430	-0.66	2	0.48	3	North Lateral wall
Concrete wall (north)	2	0.5	N/A	N/A	N/A	N/A	6	7	376	13	420	350	0.80	2	0.48	3	North Lateral wall
Concrete wall (west)	1	0.5	N/A	N/A	N/A	N/A	2	7	251	13	390	300	-0.66	2	0.48	3	North Lateral wall
Concrete wall (west)	2	0.5	N/A	N/A	N/A	N/A	8	7	674	13	1160	520	0.80	2	-3.56	3	North Lateral wall
Concrete wall (west)	3	0.5	N/A	N/A	N/A	N/A	1	7	369	13	448	430	-0.66	2	1.82	3	North Lateral wall
Concrete wall (west)	4	0.5	N/A	N/A	N/A	N/A	8	7	328	13	604	420	2.25	2	-2.22	3	North Lateral wall
Concrete wall (west)	1	0.5	N/A	N/A	N/A	N/A	9	7	361	13	610	390	-0.66	2	-0.87	3	North Lateral trough wall

# Blairsville Decommissioning Survey Form #003

Survey Serial #:	01-457
Survey Section:	1
Survey Unit:	39
Survey Sub-unit:	1

Alpha Survey Instruments				
Inst. S/N	Inst. Code	Eff. %	Corr. Fac.	Bkg. CPM
1517	7	19.5	5.13	2

Beta Survey Instruments				
Inst. S/N	Inst. Code	Eff. %	Corr. Fac.	Bkg. CPM
1601	13	33.9	2.95	253

Gamma or Beta/Gamma Instruments			
Inst. S/N	Inst. Code	Bkg.	Detection Type
142	51	2	Gamma
5242	16	0.01	Beta / Gamma

Classification:	5
Survey Type:	Misc
Survey Date:	12/7/95
Count Date:	12/21/95

Alpha Counting Instruments				
Inst. S/N	Inst. Code	Eff. %	Corr. Fac.	Bkg. CPM
13295	2	34.34	2.91	0.23

Beta Counting Instruments				
Inst. S/N	Inst. Code	Eff. %	Corr. Fac.	Bkg. CPM
13295	3	37.14	2.69	1.82

Surveyor:	V. Taylor / C. Vergani
Signature:	<i>V. Taylor / Carmen Vergani</i>

Surface Description	Coordinates		Gamma at 1m	Gamma Inst.	Beta/Gamma Contact	Beta/Gamma	Contact Gross 1 min. Count	Alpha Inst.	Contact Gross 1 min. Count	Beta Inst.	Scan Contact Gross CPM		Removable DPM/100 cm2	Alpha Count	Removable DPM/100 cm2	Beta Count	Comments
	X	Y	uR/hr	Code	mR/hr	Code	Alpha	Code	Beta	Code	Max Beta	Avg Beta	Alpha	Code	Beta	Code	
Concrete wall (west)	2	0.5	N/A	N/A	N/A	N/A	4	7	377	13	408	300		2		3	North Lateral trough wall
Concrete wall (west)	3	0.5	N/A	N/A	N/A	N/A	9	7	335	13	418	280		2		3	North Lateral trough wall
Concrete wall (east)	1	0.5	N/A	N/A	N/A	N/A	3	7	348	13	388	310		2		3	North Lateral trough wall
Concrete wall (east)	2	0.5	N/A	N/A	N/A	N/A	2	7	335	13	463	320		2		3	North Lateral trough wall
Concrete wall (east)	3	0.5	N/A	N/A	N/A	N/A	3	7	342	13	431	320		2		3	North Lateral trough wall

# LB5100-W Low Background Counting System – Smear Analysis

Date: 12/21/95  
 Counting Unit id: 1  
 Data file name: C:\LBXL\UNIT1\B01-457.XLD  
 Batch Ended: 12/21/95 7:27  
 Crosstalk Correction: Not Applied

Alpha activity action level (DPM): 20.00  
 Beta activity action level (DPM): 200.00  
 Certainty level for MDA and flags: 95.00%  
 High Voltage Setting: 1440

Application Revision: 3  
 Application Version: Standard

Alpha efficiency log file: th230ab  
 Alpha Efficiency: 34.34%  
 Alpha to Beta Crosstalk: 23.95%  
 Alpha Background (CPM): 0.226666667  
 Alpha Correction Factor: 1.000

Beta efficiency log file: tc99ab  
 Beta Efficiency: 37.14%  
 Beta into Alpha Crosstalk: 0.17%  
 Beta Background (CPM): 1.823333333  
 Beta Correction Factor: 1.000

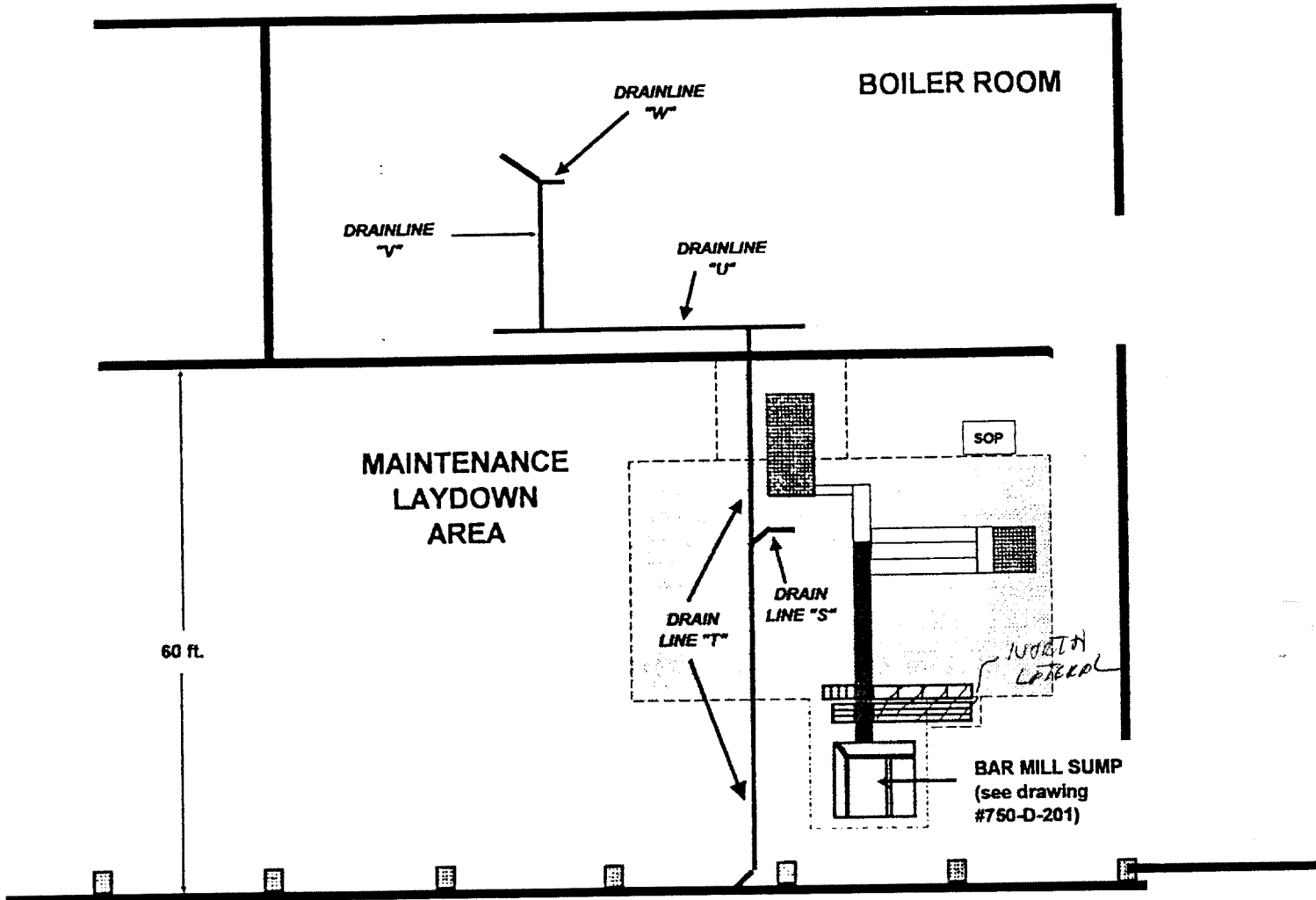
Batch ID: Blairsville 1-39-1 North Lateral

Carrier	Alpha Activity				Beta Activity				Count time (min)	Alpha CPM	Beta CPM	Completion Date - Time
	DPM	$\sigma$	flags	MDA	DPM	$\sigma$	flags	MDA				
1	-0.660	1.46	<MDA	7.18	-3.56	1.36	<MDA	12.13	2.00	-0.227	-1.32	12/21/95 6:38
2	-0.660	1.46	<MDA	7.18	-2.22	1.92	<MDA	12.13	2.00	-0.227	-0.82	12/21/95 6:40
3	0.796	1.46	<MDA	7.18	-0.87	2.34	<MDA	12.13	2.00	0.273	-0.32	12/21/95 6:43
4	0.796	1.46	<MDA	7.18	3.17	3.31	<MDA	12.13	2.00	0.273	1.18	12/21/95 6:45
5	0.796	1.46	<MDA	7.18	-2.22	1.92	<MDA	12.13	2.00	0.273	-0.82	12/21/95 6:47
6	0.796	1.46	<MDA	7.18	-0.87	2.34	<MDA	12.13	2.00	0.273	-0.32	12/21/95 6:49
7	0.796	1.46	<MDA	7.18	-2.22	1.92	<MDA	12.13	2.00	0.273	-0.82	12/21/95 6:51
8	-0.660	1.46	<MDA	7.18	-0.87	2.34	<MDA	12.13	2.00	-0.227	-0.32	12/21/95 6:54
9	2.252	2.06	<AL	7.18	0.48	2.70	<MDA	12.13	2.00	0.773	0.18	12/21/95 6:56
10	0.796	1.46	<MDA	7.18	-0.87	2.34	<MDA	12.13	2.00	0.273	-0.32	12/21/95 6:58
11	2.252	2.06	<AL	7.18	-2.22	1.92	<MDA	12.13	2.00	0.773	-0.82	12/21/95 7:00
12	-0.660	1.46	<MDA	7.18	3.17	3.31	<MDA	12.13	2.00	-0.227	1.18	12/21/95 7:02
13	0.796	1.46	<MDA	7.18	-0.87	2.34	<MDA	12.13	2.00	0.273	-0.32	12/21/95 7:05
14	-0.660	1.46	<MDA	7.18	0.48	2.70	<MDA	12.13	2.00	-0.227	0.18	12/21/95 7:07
15	-0.660	1.46	<MDA	7.18	1.82	3.02	<MDA	12.13	2.00	-0.227	0.68	12/21/95 7:09
16	2.252	2.06	<AL	7.18	3.17	3.31	<MDA	12.13	2.00	0.773	1.18	12/21/95 7:11
17	-0.660	1.46	<MDA	7.18	0.48	2.70	<MDA	12.13	2.00	-0.227	0.18	12/21/95 7:14
18	0.796	1.46	<MDA	7.18	0.48	2.70	<MDA	12.13	2.00	0.273	0.18	12/21/95 7:16
19	-0.660	1.46	<MDA	7.18	0.48	2.70	<MDA	12.13	2.00	-0.227	0.18	12/21/95 7:18
20	0.796	1.46	<MDA	7.18	-3.56	1.36	<MDA	12.13	2.00	0.273	-1.32	12/21/95 7:20
21	-0.660	1.46	<MDA	7.18	1.82	3.02	<MDA	12.13	2.00	-0.227	0.68	12/21/95 7:22
22	2.252	2.06	<AL	7.18	-2.22	1.92	<MDA	12.13	2.00	0.773	-0.82	12/21/95 7:24
23	-0.660	1.46	<MDA	7.18	-0.87	2.34	<MDA	12.13	2.00	-0.227	-0.32	12/21/95 7:27

SNA 01-457  
 DATE: 12-7-95  
 NORTH LATERAL  
 UNIT 1-39-1  
 CV/UT

**UNITS 1-39 & 1-43  
 DRAINLINES AND  
 TROUGHS**


NORTH →



**KEY:**



REMEDICATION CONTAINMENT



SHALLOW CONCRETE LINED TROUGHS



DEEP MAIN CONCRETE LINED TROUGHS



3 ft. DEEP CONCRETE LINED TROUGH TO NORTH & SOUTH FROM DEEP TROUGH



DEEP CONCRETE LINED TROUGH NORTH & SOUTH FROM MAIN DEEP TROUGH



CONCRETE LINED PITS

# Blairsville Decommissioning Survey Form #003

Survey Serial #:	01-458
Survey Section:	1
Survey Unit:	39
Survey Sub-unit:	1

Alpha Survey Instruments				
Inst. S/N	Inst. Code	Eff. %	Corr. Fac.	Bkg. CPM
1517	7	19.5	5.13	1


Beta Survey Instruments				
Inst. S/N	Inst. Code	Eff. %	Corr. Fac.	Bkg. CPM
1601	13	33.9	2.95	363.00

Gamma or Beta/Gamma Instruments			
Inst. S/N	Inst. Code	Bkg.	Detection Type
142	51	3	Gamma
5242	16	0.01	Beta / Gamma

Classification:	5
Survey Type:	Misc
Survey Date:	12/7/95
Count Date:	12/18/95

Alpha Counting Instruments				
Inst. S/N	Inst. Code	Eff. %	Corr. Fac.	Bkg. CPM
13295	2	34.34	2.91	0.23

Beta Counting Instruments				
Inst. S/N	Inst. Code	Eff. %	Corr. Fac.	Bkg. CPM
13295	3	37.14	2.69	1.82

Surveyor:	V. Taylor / C. Vergari
Signature:	

Surface Description	Coordinates		Gamma at 1m	Gamma Inst.	Beta/Gamma Contact	Beta/Gamma Code	Contact Gross 1 min. Count	Alpha Inst.	Contact Gross 1 min. Count	Beta Inst.	Scan Contact Gross CPM		Removable DPM/100 cm2	Alpha Count	Removable DPM/100 cm2	Beta Count	Comments
	X	Y	uR/hr	Code	mR/hr	Code	Alpha	Beta	Code	Code	Max Beta	Avg Beta	Alpha	Code	Beta	Code	
Floor trough	10	-10	2	51	0.02	16	3	7	553	13	1040	600	4.29	2	-0.53	3	concrete
Floor trough	11	-10	2	51	0.025	16	6	7	427	13	850	500	-1.61	2	-1.87	3	concrete
Floor trough	12	-10	3	51	0.01	16	4	7	479	13	778	550	-0.13	2	0.80	3	concrete
Floor trough	13	-10	3	51	0.01	16	6	7	409	13	581	450	-1.61	2	-3.21	3	concrete
North wall	5	0.5	N/A	N/A	N/A	N/A	3	7	272	13	443	260	-1.61	2	0.80	3	concrete
North wall	6	0.5	N/A	N/A	N/A	N/A	4	7	386	13	556	400	-1.61	2	2.14	3	concrete
North wall	7	0.5	N/A	N/A	N/A	N/A	2	7	322	13	493	380	-1.61	2	0.80	3	concrete
North wall	8	0.5	N/A	N/A	N/A	N/A	6	7	345	13	440	320	1.34	2	2.14	3	concrete
South wall	-3	0.5	N/A	N/A	N/A	N/A	3	7	349	13	524	300	-0.13	2	-1.87	3	concrete
South wall	-2	0.5	N/A	N/A	N/A	N/A	4	7	320	13	554	300	-1.61	2	2.14	3	concrete
South wall	-1	0.5	N/A	N/A	N/A	N/A	7	7	309	13	485	300	-0.13	2	-0.53	3	concrete



**LB5100-W Low Background Counting System -- Smear Analysis**

Date: 12/18/95  
 Counting Unit id: 1  
 Data file name: C:\LBXL\UNIT1\B01-458.XLD  
 Batch Ended: 12/18/95 14:10  
 Crosstalk Correction: Not Applied

Alpha activity action level (DPM): 20.00  
 Beta activity action level (DPM): 200.00  
 Certainty level for MDA and flags: 95.00%  
 High Voltage Setting: 1440

Application Revision: 3  
 Application Version: Standard

Batch ID: Blairsville 1-39-1

Carrier	Alpha Activity				Beta Activity				Count time (min)	Alpha CPM	Beta CPM	Completion Date - Time
	DPM	$\sigma$	flags	MDA	DPM	$\sigma$	flags	MDA				
17	4.295	2.96	<AL	9.09	-0.53	2.69	<MDA	12.89	2.00	1.455	-0.20	12/18/95 13:46
18	-1.609	1.48	<MDA	9.09	-1.87	2.33	<MDA	12.89	2.00	-0.545	-0.70	12/18/95 13:48
19	-0.133	1.48	<MDA	9.09	0.80	3.00	<MDA	12.89	2.00	-0.045	0.30	12/18/95 13:50
20	-1.609	1.48	<MDA	9.09	-3.21	1.91	<MDA	12.89	2.00	-0.545	-1.20	12/18/95 13:52
21	-1.609	1.48	<MDA	9.09	0.80	3.00	<MDA	12.89	2.00	-0.545	0.30	12/18/95 13:54
22	-1.609	1.48	<MDA	9.09	2.14	3.29	<MDA	12.89	2.00	-0.545	0.80	12/18/95 13:57
23	-1.609	1.48	<MDA	9.09	0.80	3.00	<MDA	12.89	2.00	-0.545	0.30	12/18/95 13:59
24	1.343	2.09	<MDA	9.09	2.14	3.29	<MDA	12.89	2.00	0.455	0.80	12/18/95 14:01
25	-0.133	1.48	<MDA	9.09	-1.87	2.33	<MDA	12.89	2.00	-0.045	-0.70	12/18/95 14:03
26	-1.609	1.48	<MDA	9.09	2.14	3.29	<MDA	12.89	2.00	-0.545	0.80	12/18/95 14:05
27	-0.133	1.48	<MDA	9.09	-0.53	2.69	<MDA	12.89	2.00	-0.045	-0.20	12/18/95 14:08
28	-1.609	1.48	<MDA	9.09	-4.55	1.37	<MDA	12.89	2.00	-0.545	-1.70	12/18/95 14:10

Alpha efficiency log file: th230ab Alpha Efficiency: 33.88% Alpha to Beta Crosstalk: 24.53% Alpha Background (CPM): 0.545 Alpha Correction Factor: 1.000
Beta efficiency log file: tc99ab Beta Efficiency: 37.39% Beta into Alpha Crosstalk: 0.13% Beta Background (CPM): 2.2 Beta Correction Factor: 1.000

SUA# 01-458

DATE: 12.1.95

UNIT 1-39

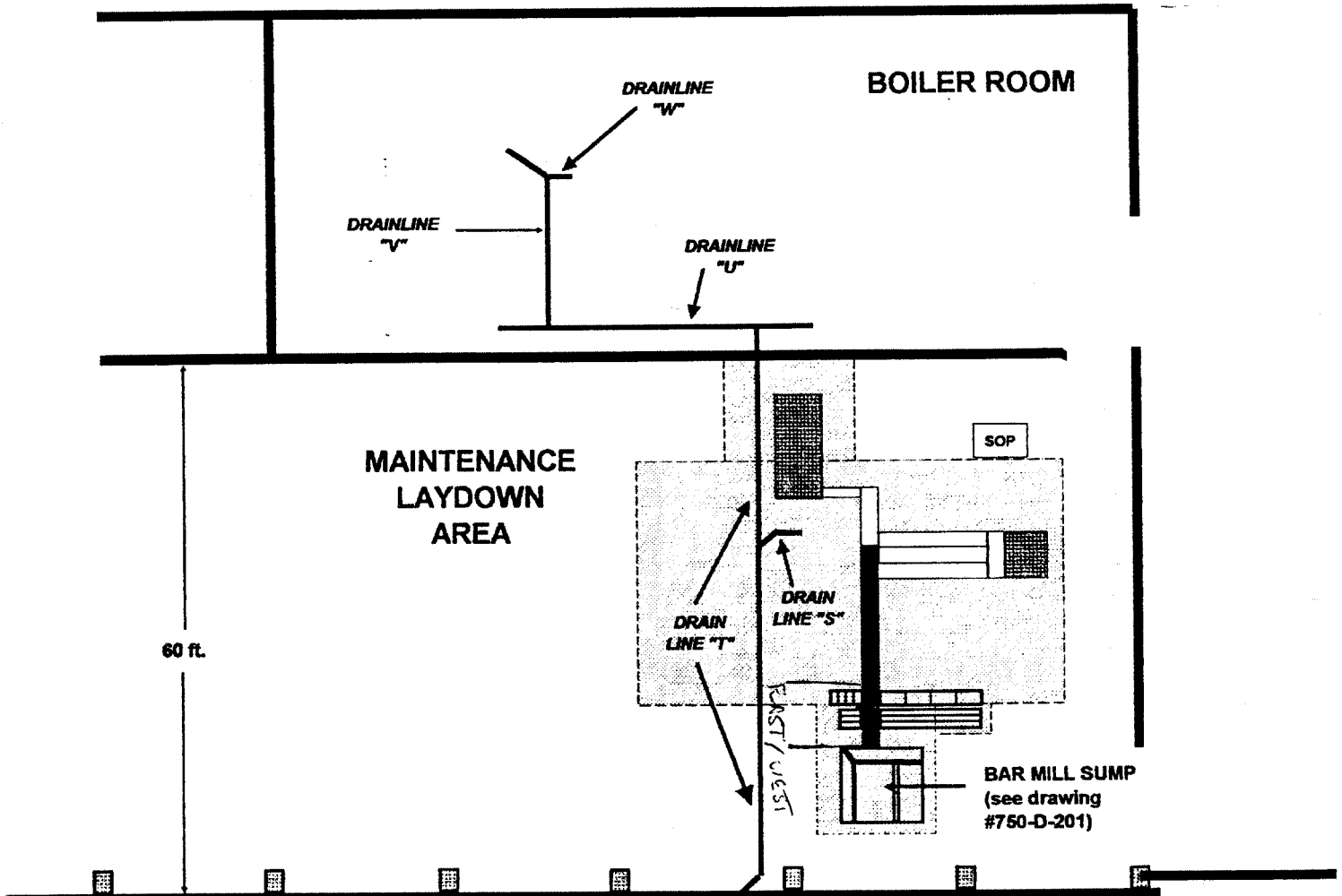
EAST/WEST TRUBRA

EAST SECTION


C.V./V.L.

# UNITS 1-39 & 1-43 DRAINLINES AND TROUGHS

NORTH →



**KEY:**



REMEDICATION CONTAINMENT



SHALLOW CONCRETE LINED TROUGHS



DEEP MAIN CONCRETE LINED TROUGHS



3 ft. DEEP CONCRETE LINED TROUGH TO  
NORTH & SOUTH FROM DEEP TROUGH



DEEP CONCRETE LINED TROUGH NORTH &  
SOUTH FROM MAIN DEEP TROUGH



CONCRETE LINED PITS

BAR MILL SUMP  
(see drawing  
#750-D-201)

## Blairsville Decommissioning Survey Form #003

Survey Serial #:	01-459
Survey Section:	1
Survey Unit:	39
Survey Sub-unit:	1

Alpha Survey Instruments				
Inst. S/N	Inst. Code	Eff. %	Corr. Fac.	Bkg. CPM
1517	7	19.5	5.13	1

Beta Survey Instruments				
Inst. S/N	Inst. Code	Eff. %	Corr. Fac.	Bkg. CPM
1601	13	33.9	2.95	357

Gamma or Beta/Gamma Instruments			
Inst. S/N	Inst. Code	Bkg.	Detection Type

Classification:	5
Survey Type:	Misc

Alpha Counting Instruments				
Inst. S/N	Inst. Code	Eff. %	Corr. Fac.	Bkg. CPM
13295	2	34.34	2.91	0.23

Beta Counting Instruments				
Inst. S/N	Inst. Code	Eff. %	Corr. Fac.	Bkg. CPM
13295	3	37.14	2.69	1.82

Surveyor: L. Smith / C. Vergari  
 Signature: *[Handwritten Signature]*

Surface Description	Coordinates		Gamma at 1m uR/hr	Gamma Inst. Code	Beta/Gamma Contact mR/hr	Beta/Gamma Code	Contact Gross 1 min. Count Alpha	Alpha Inst. Code	Contact Gross 1 min. Count Beta	Beta Inst. Code	Scan Contact Gross CPM		Removable DPM/100 cm2 Alpha	Alpha Count Code	Removable DPM/100 cm2 Beta	Beta Count Code	Comments
	X	Y									Max Beta	Avg Beta					
West wall	0.5	2.5	N/A	N/A	N/A	N/A	11	7	369	13	482	350	0.80	2	-4.91	3	concrete
West wall	1.5	2.5	N/A	N/A	N/A	N/A	3	7	323	13	409	340	3.71	2	0.48	3	concrete
North wall	1	3	N/A	N/A	N/A	N/A	6	7	365	13	442	320	-0.66	2	3.17	3	concrete
North wall	2	3	N/A	N/A	N/A	N/A	2	7	305	13	480	300	-0.66	2	1.82	3	concrete
East wall	0.5	2.5	N/A	N/A	N/A	N/A	4	7	312	13	426	300	0.80	2	1.82	3	concrete
East wall	1.5	2.5	N/A	N/A	N/A	N/A	3	7	335	13	439	290	-0.66	2	1.82	3	concrete
East wall	0.5	3.5	N/A	N/A	N/A	N/A	9	7	272	13	414	290	0.80	2	4.51	3	concrete
East wall	1.5	3.5	N/A	N/A	N/A	N/A	4	7	332	13	401	300	-0.66	2	0.48	3	concrete
South wall	0.5	2.5	N/A	N/A	N/A	N/A	6	7	372	13	472	320	-0.66	2	0.48	3	concrete
South wall	1.5	2.5	N/A	N/A	N/A	N/A	1	7	343	13	438	320	-0.66	2	-2.22	3	concrete
South wall	0.5	3.5	N/A	N/A	N/A	N/A	3	7	360	13	484	350	-0.66	2	0.48	3	concrete
South wall	1.5	3.5	N/A	N/A	N/A	N/A	4	7	356	13	491	360	-0.66	2	-0.87	3	concrete

**LB5100-W Low Background Counting System – Smear Analysis**

Date: 12/20/95  
 Counting Unit id: 1  
 Data file name: C:\LBXL\UNIT1\B01-459.XLD  
 Batch Ended: 12/20/95 15:10  
 Crosstalk Correction: Not Applied

Alpha activity action level (DPM): 20.00  
 Beta activity action level (DPM): 200.00  
 Certainty level for MDA and flags: 95.00%  
 High Voltage Setting: 1440

Application Revision: 3  
 Application Version: Standard

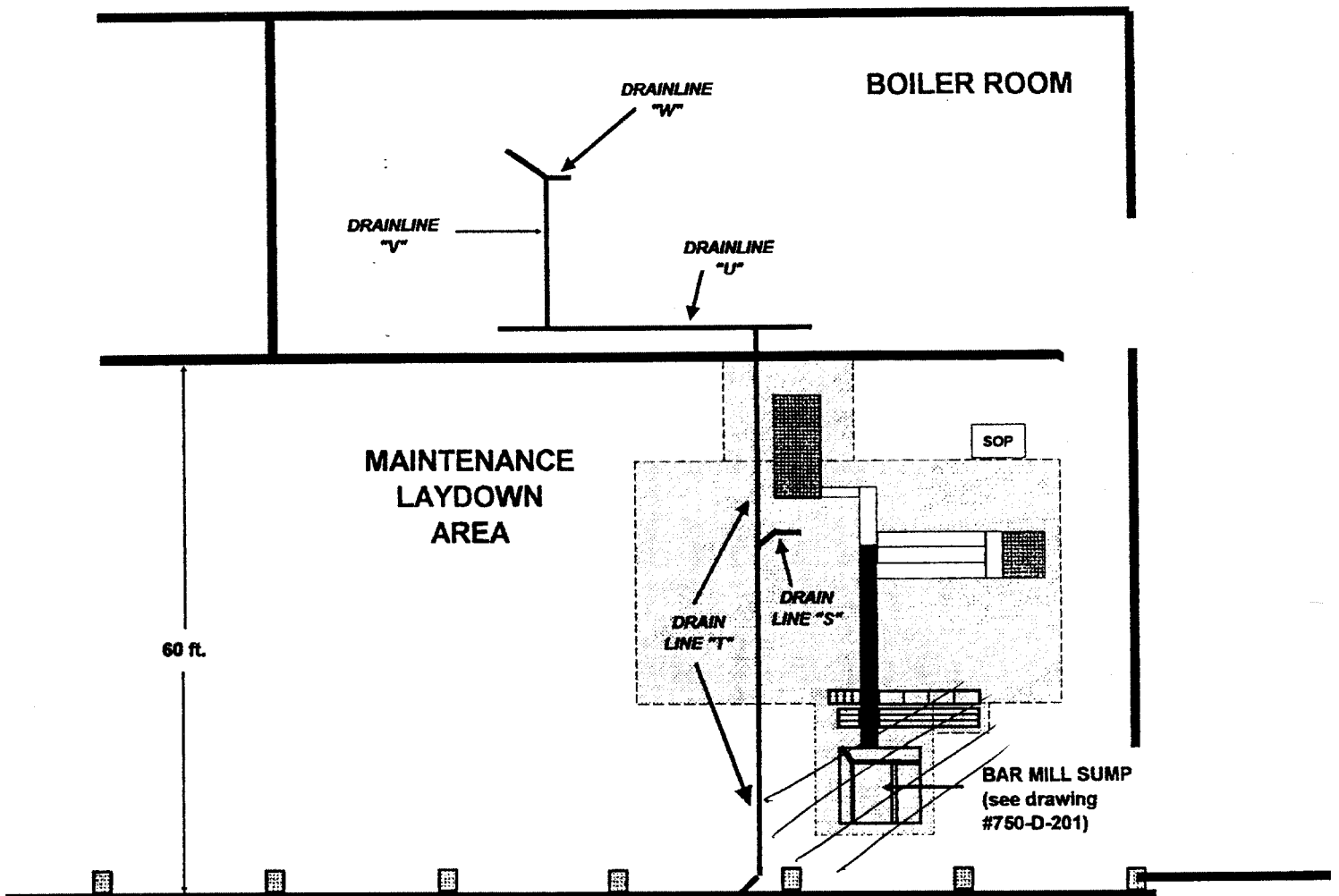
Alpha efficiency log file: th230ab Alpha Efficiency: 34.34% Alpha to Beta Crosstalk: 23.95% Alpha Background (CPM): 0.226666667 Alpha Correction Factor: 1.000
Beta efficiency log file: tc99ab Beta Efficiency: 37.14% Beta into Alpha Crosstalk: 0.17% Beta Background (CPM): 1.823333333 Beta Correction Factor: 1.000

Batch ID: Blairsville 1-39-1 Bar Mill Sump







Carrier	Alpha Activity				Beta Activity				Count time (min)	Alpha CPM	Beta CPM	Completion Date - Time
	DPM	$\sigma$	flags	MDA	DPM	$\sigma$	flags	MDA				
29	0.796	1.46	<MDA	7.18	-4.91	1.36	<MDA	12.13	2.00	0.273	-1.82	12/20/95 14:45
30	3.708	2.52	<AL	7.18	0.48	2.70	<MDA	12.13	2.00	1.273	0.18	12/20/95 14:48
31	-0.660	1.46	<MDA	7.18	3.17	3.31	<MDA	12.13	2.00	-0.227	1.18	12/20/95 14:50
32	-0.660	1.46	<MDA	7.18	1.82	3.02	<MDA	12.13	2.00	-0.227	0.68	12/20/95 14:52
33	0.796	1.46	<MDA	7.18	1.82	3.02	<MDA	12.13	2.00	0.273	0.68	12/20/95 14:54
34	-0.660	1.46	<MDA	7.18	1.82	3.02	<MDA	12.13	2.00	-0.227	0.68	12/20/95 14:56
35	-0.660	1.46	<MDA	7.18	0.48	2.70	<MDA	12.13	2.00	-0.227	0.18	12/20/95 14:59
36	-0.660	1.46	<MDA	7.18	-0.87	2.34	<MDA	12.13	2.00	-0.227	-0.32	12/20/95 15:01
37	0.796	1.46	<MDA	7.18	4.51	3.57	<AL	12.13	2.00	0.273	1.68	12/20/95 15:03
38	-0.660	1.46	<MDA	7.18	0.48	2.70	<MDA	12.13	2.00	-0.227	0.18	12/20/95 15:05
39	-0.660	1.46	<MDA	7.18	0.48	2.70	<MDA	12.13	2.00	-0.227	0.18	12/20/95 15:07
40	-0.660	1.46	<MDA	7.18	-2.22	1.92	<MDA	12.13	2.00	-0.227	-0.82	12/20/95 15:10

# UNITS 1-39 & 1-43 DRAINLINES AND TROUGHES

NORTH →



**KEY:**

- |  |                                   |   |  |
|--|-----------------------------------|---|--|
|  | REMEDICATION CONTAINMENT          |  | 3 ft. DEEP CONCRETE LINED TROUGH TO NORTH & SOUTH FROM DEEP TROUGH |
|  | SHALLOW CONCRETE LINED TROUGHES   |  | DEEP CONCRETE LINED TROUGH NORTH & SOUTH FROM MAIN DEEP TROUGH     |
|  | DEEP MAIN CONCRETE LINED TROUGHES |  | CONCRETE LINED PITS  |

12-7-95  
1-39-1  
SN# 01-459  
CW/LJS

## Blairsville Decommissioning Survey Form #003

Survey Serial #:	01-460
Survey Section:	1
Survey Unit:	41
Survey Sub-unit:	2

Alpha Survey Instruments				
Inst. S/N	Inst. Code	Eff. %	Corr. Fac.	Bkg. CPM
1588	8	21.7	4.61	1


Beta Survey Instruments				
Inst. S/N	Inst. Code	Eff. %	Corr. Fac.	Bkg. CPM
1601	13	33.9	2.95	272.00

Gamma or Beta/Gamma Instruments			
Inst. S/N	Inst. Code	Bkg.	Detection Type

Classification:	4
Survey Type:	Lower
Survey Date:	12/24/95
Count Date:	2/28/96

Alpha Counting Instruments				
Inst. S/N	Inst. Code	Eff. %	Corr. Fac.	Bkg. CPM
13295	2	34.34	2.91	0.23

Beta Counting Instruments				
Inst. S/N	Inst. Code	Eff. %	Corr. Fac.	Bkg. CPM
13295	3	37.14	2.69	1.82

Surveyor:	C. Vergari
Signature:	

Surface Description	Coordinates		Gamma at 1m	Gamma Inst.	Beta/Gamma Contact	Beta/Gamma	Contact Gross 1 min. Count	Alpha Inst.	Contact Gross 1 min. Count	Beta Inst.	Scan Contact Gross CPM		Removable DPM/100 cm2	Alpha Count	Removable DPM/100 cm2	Beta Count	Comments
	X	Y	uR/hr	Code	mR/hr	Code	Alpha	Code	Beta	Code	Max Beta	Avg Beta	Alpha	Code	Beta	Code	
Concrete block	2	0.5	N/A	N/A	N/A	N/A	3	8	292	13	412	300	-0.66	2	1.82	3	West wall
Concrete block	3	1	N/A	N/A	N/A	N/A	0	8	175	13	393	220	-0.66	2	-0.87	3	West wall
Concrete block	4.2	0.5	N/A	N/A	N/A	N/A	2	8	246	13	295	250	-0.66	2	-2.22	3	West wall
Concrete block	5.5	1	N/A	N/A	N/A	N/A	3	8	219	13	292	200	-0.66	2	-0.87	3	West wall

**LB5100-W Low Background Counting System -- Smear Analysis**

Date: 2/28/96  
 Counting Unit id: 1  
 Data file name: C:\LBXL\UNIT1\B01-460.XLD  
 Batch Ended: 2/28/96 7:52  
 Crosstalk Correction: Not Applied

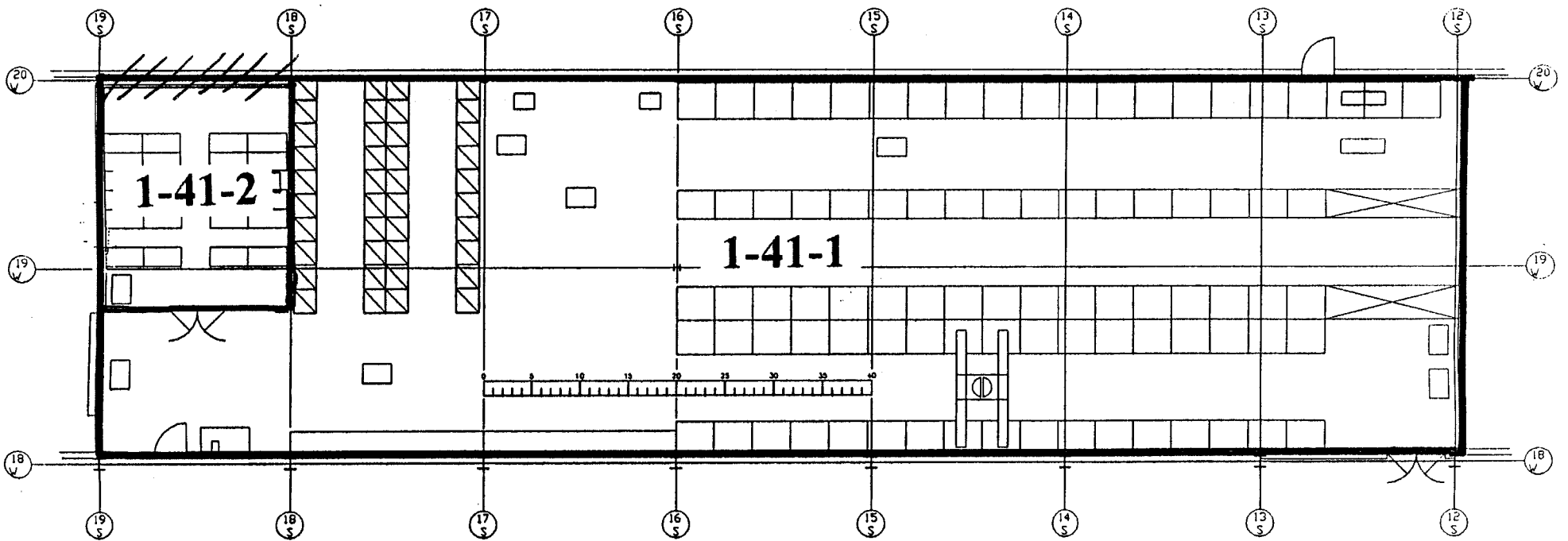
Alpha activity action level (DPM): 20.00  
 Beta activity action level (DPM): 200.00  
 Certainty level for MDA and flags: 95.00%  
 High Voltage Setting: 1440

Application Revision: 3  
 Application Version: Standard

Batch ID: Blairsville 1-41-2 West wall

Carrier	Alpha Activity				Beta Activity				Count time (min)	Alpha CPM	Beta CPM	Completion Date - Time
	DPM	$\sigma$	flags	MDA	DPM	$\sigma$	flags	MDA				
24	-0.660	1.46	<MDA	7.18	1.82	3.02	<MDA	12.13	2.00	-0.227	0.68	2/28/96 7:45
25	-0.660	1.46	<MDA	7.18	-0.87	2.34	<MDA	12.13	2.00	-0.227	-0.32	2/28/96 7:47
26	-0.660	1.46	<MDA	7.18	-2.22	1.92	<MDA	12.13	2.00	-0.227	-0.82	2/28/96 7:49
27	-0.660	1.46	<MDA	7.18	-0.87	2.34	<MDA	12.13	2.00	-0.227	-0.32	2/28/96 7:52

Alpha efficiency log file: th230ab Alpha Efficiency: 34.34% Alpha to Beta Crosstalk: 23.95% Alpha Background (CPM): 0.226666667 Alpha Correction Factor: 1.000
Beta efficiency log file: tc99ab Beta Efficiency: 37.14% Beta into Alpha Crosstalk: 0.17% Beta Background (CPM): 1.823333333 Beta Correction Factor: 1.000




12-24-95

1-41-2 (BEHIND INNER WALL)

SN # 01-460

STORE ROOM  
SMP BLAIRSVILLE, PA



KEY-29



## Blairsville Decommissioning Survey Form #003

Survey Serial #:	01-461
Survey Section:	1
Survey Unit:	41
Survey Sub-unit:	2

Alpha Survey Instruments				
Inst. S/N	Inst. Code	Eff. %	Corr. Fac.	Bkg. CPM
1588	8	21.7	4.61	1


Beta Survey Instruments				
Inst. S/N	Inst. Code	Eff. %	Corr. Fac.	Bkg. CPM
1601	13	33.9	2.95	226.00

Gamma or Beta/Gamma Instruments			
Inst. S/N	Inst. Code	Bkg.	Detection Type
234	23	4	Gamma
5245	18	0.01	Beta / Gamma

Classification:	5
Survey Type:	Lower
Survey Date:	12/26/95
Count Date:	2/28/96

Alpha Counting Instruments				
Inst. S/N	Inst. Code	Eff. %	Corr. Fac.	Bkg. CPM
13295	2	34.34	2.91	0.23

Beta Counting Instruments				
Inst. S/N	Inst. Code	Eff. %	Corr. Fac.	Bkg. CPM
13295	3	37.14	2.69	1.82

Surveyor:	C. Vergari / J. Shoemaker
Signature:	

Surface Description	Coordinates		Gamma at 1m uR/hr	Gamma Inst. Code	Beta/Gamma Contact mR/hr	Beta/Gamma Code	Contact Gross 1 min. Count Alpha	Alpha Inst. Code	Contact Gross 1 min. Count Beta	Beta Inst. Code	Scan Contact Gross CPM		Removable DPM/100 cm2 Alpha	Alpha Count Code	Removable DPM/100 cm2 Beta	Beta Count Code	Comments
											Max Beta	Avg Beta					
	X	Y															
Scabbled concrete	1	-1	5	23	0.01	18	1	8	348	13	416	360	-0.66	2	0.48	3	Remediated area
Scabbled concrete	1	-2	5	23	0.01	18	1	8	347	13	487	340	0.80	2	0.48	3	Remediated area
Scabbled concrete	1	-3	4	23	0.015	18	2	8	339	13	425	300	0.80	2	-0.87	3	Remediated area
Scabbled concrete	2	-3	5	23	0.02	18	0	8	359	13	399	310	-0.66	2	0.48	3	Remediated area
Scabbled concrete	1	-4	4	23	0.01	18	3	8	343	13	401	320	-0.66	2	-2.22	3	Remediated area
Scabbled concrete	1	-5	5	23	0.015	18	1	8	303	13	397	300	2.25	2	-0.87	3	Remediated area

**LB5100-W Low Background Counting System – Smear Analysis**

Date: 2/28/96  
 Counting Unit id: 1  
 Data file name: C:\LBXL\UNIT1\B01-461.XLD  
 Batch Ended: 2/28/96 7:43  
 Crosstalk Correction: Not Applied

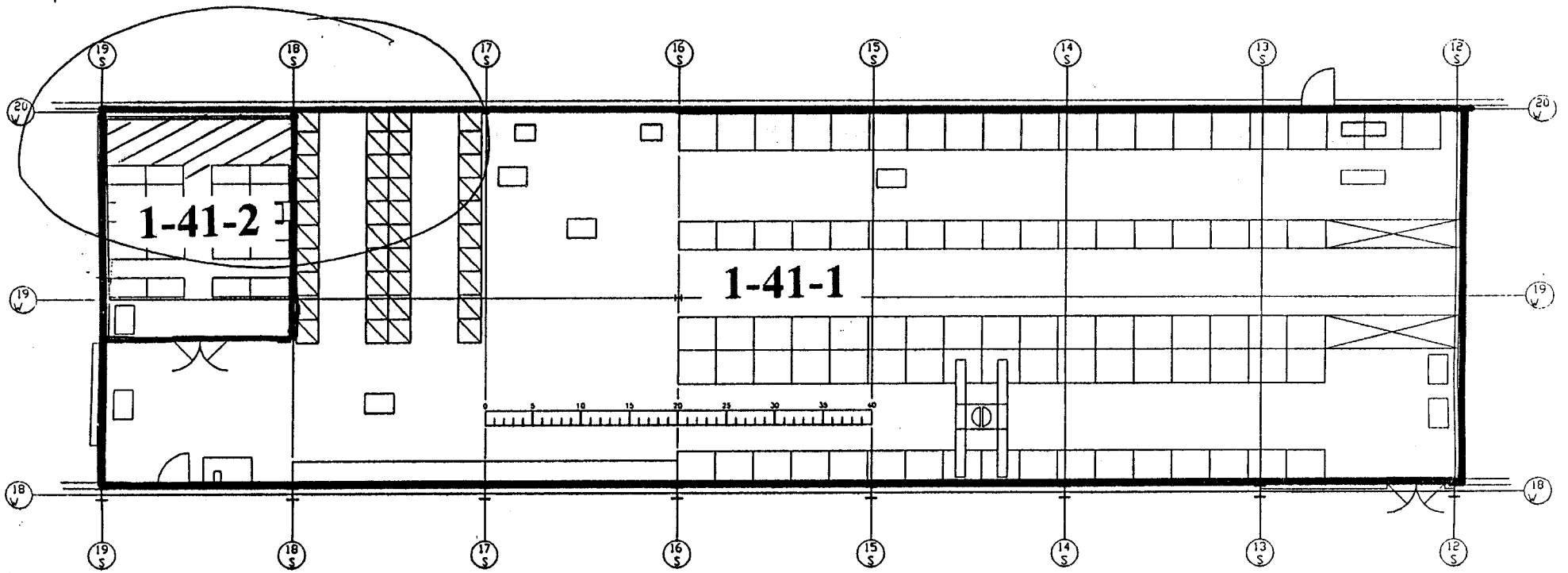
Alpha activity action level (DPM): 20.00  
 Beta activity action level (DPM): 200.00  
 Certainty level for MDA and flags: 95.00%  
 High Voltage Setting: 1440

Application Revision: 3  
 Application Version: Standard

Batch ID: Blairsville 1-41-2

Carrier	Alpha Activity				Beta Activity				Count time (min)	Alpha CPM	Beta CPM	Completion Date - Time
	DPM	$\sigma$	flags	MDA	DPM	$\sigma$	flags	MDA				
18	-0.660	1.46	<MDA	7.18	0.48	2.70	<MDA	12.13	2.00	-0.227	0.18	2/28/96 7:32
19	0.796	1.46	<MDA	7.18	0.48	2.70	<MDA	12.13	2.00	0.273	0.18	2/28/96 7:34
20	0.796	1.46	<MDA	7.18	-0.87	2.34	<MDA	12.13	2.00	0.273	-0.32	2/28/96 7:36
21	-0.660	1.46	<MDA	7.18	0.48	2.70	<MDA	12.13	2.00	-0.227	0.18	2/28/96 7:38
22	-0.660	1.46	<MDA	7.18	-2.22	1.92	<MDA	12.13	2.00	-0.227	-0.82	2/28/96 7:41
23	2.252	2.06	<AL	7.18	-0.87	2.34	<MDA	12.13	2.00	0.773	-0.32	2/28/96 7:43

Alpha efficiency log file: th230ab Alpha Efficiency: 34.34% Alpha to Beta Crosstalk: 23.95% Alpha Background (CPM): 0.226666667 Alpha Correction Factor: 1.000
Beta efficiency log file: tc99ab Beta Efficiency: 37.14% Beta into Alpha Crosstalk: 0.17% Beta Background (CPM): 1.823333333 Beta Correction Factor: 1.000



1-41-2  
 12-26-95  
 SN# 01-461

STORE ROOM  
 SMP BLAIRSVILLE, PA

KEY-29

# Blairsville Decommissioning Survey Form #003

Survey Serial #: 01-462

Survey Section: 1

Survey Unit: 40A

Survey Sub-unit: 1

Classification: 5

Survey Type: Lower

Survey Date: 12/27/95

Count Date: 2/28/96


Alpha Survey Instruments				
Inst. S/N	Inst. Code	Eff. %	Corr. Fac.	Bkg. CPM
1588	8	21.7	4.61	0

Beta Survey Instruments				
Inst. S/N	Inst. Code	Eff. %	Corr. Fac.	Bkg. CPM
1601	13	33.9	2.95	277

Gamma or Beta/Gamma Instruments			
Inst. S/N	Inst. Code	Bkg.	Detection Type
1522	22	0.015	Beta / Gamma
234	23	6	Gamma

Alpha Counting Instruments				
Inst. S/N	Inst. Code	Eff. %	Corr. Fac.	Bkg. CPM
13295	2	34.34	2.91	0.23

Beta Counting Instruments				
Inst. S/N	Inst. Code	Eff. %	Corr. Fac.	Bkg. CPM
13295	3	37.14	2.69	1.82

Surveyor: V. Taylor / J. Shoemaker  
 Signature: 

Surface Description	Coordinates		Gamma at 1m	Gamma Inst.	Beta/Gamma Contact	Beta/Gamma Code	Contact Gross 1 min. Count	Alpha Inst.	Contact Gross 1 min. Count	Beta Inst.	Scan Contact Gross CPM		Removable DPM/100 cm2	Alpha Count	Removable DPM/100 cm2	Beta Count	Comments
	X	Y	uR/hr	Code	mR/hr	Code	Alpha	Code	Beta	Code	Max Beta	Avg Beta	Alpha	Code	Beta	Code	
Floor	3	-1	6	23	0.013	22	0	8	396	13	543	350	-0.66	2	-2.22	3	Painted concrete
Floor	4	-1	6	23	0.01	22	0	8	523	13	563	410	0.80	2	-0.87	3	Painted concrete
Floor	5	-1	6	23	0.013	22	3	8	339	13	403	330	-0.66	2	-4.91	3	Scabbled concrete
Floor	6	-1	6	23	0.013	22	2	8	366	13	433	320	-0.66	2	1.82	3	Scabbled concrete
Floor	3	-2	6	23	0.011	22	2	8	381	13	426	350	-0.66	2	-2.22	3	Scabbled concrete
Floor	4	-2	6	23	0.015	22	3	8	374	13	449	330	0.80	2	0.48	3	Scabbled concrete
Floor	5	-2	6	23	0.011	22	0	8	356	13	461	360	-0.66	2	4.51	3	Scabbled concrete
Floor	6	-2	5	23	0.009	22	4	8	352	13	404	300	0.80	2	-2.22	3	Scabbled concrete
Floor	3	-3	6	23	0.01	22	2	8	388	13	487	350	-0.66	2	0.48	3	Scabbled concrete
Floor	4	-3	6	23	0.01	22	3	8	332	13	457	310	2.25	2	-2.22	3	Scabbled concrete
Floor	5	-3	6	23	0.009	22	5	8	325	13	480	340	-0.66	2	-0.87	3	Scabbled concrete
Floor	6	-3	6	23	0.013	22	3	8	345	13	482	350	-0.66	2	-0.87	3	Scabbled concrete
Floor	3	-4	6	23	0.009	22	4	8	385	13	408	320	0.80	2	-0.87	3	Painted concrete
Floor	4	-4	6	23	0.013	22	3	8	406	13	473	360	-0.66	2	1.82	3	Painted concrete
Floor	5	-4	6	23	0.008	22	3	8	430	13	469	350	0.80	2	1.82	3	Painted concrete
Floor	6	-4	6	23	0.007	22	5	8	419	13	442	360	-0.66	2	1.82	3	Painted concrete

**LB5100-W Low Background Counting System – Smear Analysis**

Date: 2/29/96  
 Counting Unit id: 1  
 Data file name: C:\LBXL\UNIT1\B01-462.XLD  
 Batch Ended: 2/28/96 8:27  
 Crosstalk Correction: Not Applied

Alpha activity action level (DPM): 20.00  
 Beta activity action level (DPM): 200.00  
 Certainty level for MDA and flags: 95.00%  
 High Voltage Setting: 1440

Application Revision: 3  
 Application Version: Standard

Batch ID: Blairsville 1-40A-1

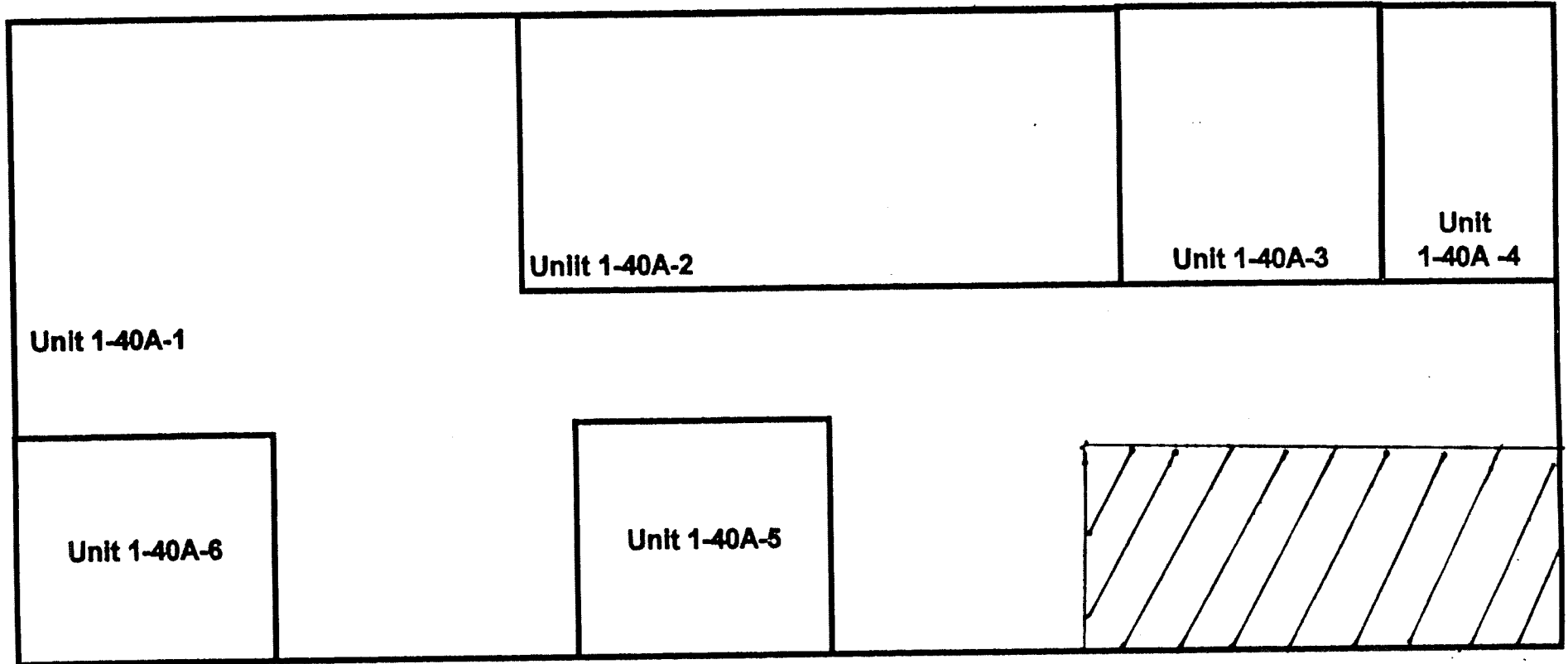
Alpha efficiency log file: th230ab  
 Alpha Efficiency: 34.34%  
 Alpha to Beta Crosstalk: 23.95%  
 Alpha Background (CPM): 0.226666667  
 Alpha Correction Factor: 1.000

Beta efficiency log file: tc99ab  
 Beta Efficiency: 37.14%  
 Beta into Alpha Crosstalk: 0.17%  
 Beta Background (CPM): 1.823333333  
 Beta Correction Factor: 1.000

Carrier	Alpha Activity				Beta Activity				Count time (min)	Alpha CPM	Beta CPM	Completion Date - Time
	DPM	$\sigma$	flags	MDA	DPM	$\sigma$	flags	MDA				
28	-0.660	1.46	<MDA	7.18	-2.22	1.92	<MDA	12.13	2.00	-0.227	-0.82	2/28/96 7:54
29	0.796	1.46	<MDA	7.18	-0.87	2.34	<MDA	12.13	2.00	0.273	-0.32	2/28/96 7:56
30	-0.660	1.46	<MDA	7.18	-4.91	1.36	<MDA	12.13	2.00	-0.227	-1.82	2/28/96 7:58
31	-0.660	1.46	<MDA	7.18	1.82	3.02	<MDA	12.13	2.00	-0.227	0.68	2/28/96 8:00
32	-0.660	1.46	<MDA	7.18	-2.22	1.92	<MDA	12.13	2.00	-0.227	-0.82	2/28/96 8:03
33	0.796	1.46	<MDA	7.18	0.48	2.70	<MDA	12.13	2.00	0.273	0.18	2/28/96 8:05
34	-0.660	1.46	<MDA	7.18	4.51	3.57	<AL	12.13	2.00	-0.227	1.68	2/28/96 8:07
35	0.796	1.46	<MDA	7.18	-2.22	1.92	<MDA	12.13	2.00	0.273	-0.82	2/28/96 8:09
36	-0.660	1.46	<MDA	7.18	0.48	2.70	<MDA	12.13	2.00	-0.227	0.18	2/28/96 8:11
37	2.252	2.06	<AL	7.18	-2.22	1.92	<MDA	12.13	2.00	0.773	-0.82	2/28/96 8:14
38	-0.660	1.46	<MDA	7.18	-0.87	2.34	<MDA	12.13	2.00	-0.227	-0.32	2/28/96 8:16
39	-0.660	1.46	<MDA	7.18	-0.87	2.34	<MDA	12.13	2.00	-0.227	-0.32	2/28/96 8:18
40	0.796	1.46	<MDA	7.18	-0.87	2.34	<MDA	12.13	2.00	0.273	-0.32	2/28/96 8:20
41	-0.660	1.46	<MDA	7.18	1.82	3.02	<MDA	12.13	2.00	-0.227	0.68	2/28/96 8:23
42	0.796	1.46	<MDA	7.18	1.82	3.02	<MDA	12.13	2.00	0.273	0.68	2/28/96 8:25
43	-0.660	1.46	<MDA	7.18	1.82	3.02	<MDA	12.13	2.00	-0.227	0.68	2/28/96 8:27

UNIT 1-40A-1  
SN# 1-462  
12-27-95

# UNIT 1-40A (Main Floor)



# Blairsville Decommissioning Survey Form #003

Survey Serial #:	01-463
------------------	--------

Alpha Survey Instruments				
Inst. S/N	Inst. Code	Eff. %	Corr. Fac.	Bkg. CPM
1588	8	20.6	4.85	1


Beta Survey Instruments				
Inst. S/N	Inst. Code	Eff. %	Corr. Fac.	Bkg. CPM
1601	13	34	2.94	240

Gamma or Beta/Gamma Instruments			
Inst. S/N	Inst. Code	Bkg.	Detection Type
1522	22	0.011	Beta / Gamma
234	23	6	Gamma

Classification:	5
Survey Type:	Lower

Alpha Counting Instruments				
Inst. S/N	Inst. Code	Eff. %	Corr. Fac.	Bkg. CPM
13295	2	32.38	3.09	0.23

Beta Counting Instruments				
Inst. S/N	Inst. Code	Eff. %	Corr. Fac.	Bkg. CPM
13295	3	35.92	2.78	1.58

Surveyor:	V. Taylor / J. Shoemaker
Signature:	

Surface Description	Coordinates		Gamma at 1m	Gamma Inst.	Beta/Gamma Contact	Beta/Gamma Code	Contact Gross 1 min. Count	Alpha Inst.	Contact Gross 1 min. Count	Beta Inst.	Scan Contact Gross CPM		Removable DPM/100 cm2	Alpha Count	Removable DPM/100 cm2	Beta Count	Comments
	X	Y	uR/hr	Code	mR/hr	Code	Alpha	Code	Beta	Code	Max Beta	Avg Beta	Alpha	Code	Beta	Code	
											1 min. Count	1 min. Count					
Painted concrete	4	-18	6	23	0.018	22	1	8	373	13	530	350	5.16	2	3.17	3	Floor
Painted concrete	5	-18	6	23	0.012	22	3	8	396	13	505	370	0.80	2	-2.22	3	Floor
Painted concrete	6	-18	5	23	0.016	22	5	8	342	13	542	350	2.25	2	-3.56	3	Floor
Painted concrete	7	-18	6	23	0.01	22	4	8	500	13	563	520	-0.66	2	1.82	3	Floor
Painted concrete	8	-18	6	23	0.012	22	0	8	596	13	548	500	0.80	2	-3.56	3	Floor
Scabbled concrete	4	-19	6	23	0.009	22	1	8	367	13	446	340	0.80	2	0.48	3	Floor
Scabbled concrete	5	-19	6	23	0.011	22	1	8	365	13	507	320	-0.66	2	-3.56	3	Floor
Scabbled concrete	6	-19	6	23	0.013	22	0	8	356	13	600	370	2.25	2	-2.22	3	Floor
Scabbled concrete	7	-19	6	23	0.014	22	2	8	334	13	560	340	2.25	2	-2.22	3	Floor
Scabbled concrete	8	-19	6	23	0.009	22	4	8	330	13	465	310	2.25	2	3.17	3	Floor
Scabbled concrete	4	-20	5	23	0.014	22	0	8	363	13	434	330	-0.66	2	-2.22	3	Floor
Scabbled concrete	5	-20	6	23	0.012	22	2	8	340	13	463	360	-0.66	2	1.82	3	Floor
Scabbled concrete	6	-20	6	23	0.007	22	1	8	378	13	475	350	0.80	2	-3.56	3	Floor
Scabbled concrete	7	-20	6	23	0.011	22	2	8	337	13	466	300	3.71	2	3.17	3	Floor
Scabbled concrete	8	-20	6	23	0.018	22	2	8	370	13	506	340	2.25	2	-2.22	3	Floor
Scabbled concrete	4	-21	6	23	0.013	22	2	8	343	13	490	300	2.25	2	0.48	3	Floor
Scabbled concrete	5	-21	5	23	0.007	22	3	8	333	13	417	340	0.80	2	0.48	3	Floor
Scabbled concrete	6	-21	6	23	0.009	22	4	8	365	13	517	310	0.80	2	1.82	3	Floor
Scabbled concrete	7	-21	6	23	0.005	22	1	8	370	13	402	350	0.80	2	0.48	3	Floor
Scabbled concrete	8	-21	6	23	0.009	22	0	8	342	13	434	350	-0.66	2	-4.91	3	Floor
Scabbled concrete	4	-22	6	23	0.014	22	1	8	363	13	535	350	0.80	2	-0.87	3	Floor
Scabbled concrete	5	-22	6	23	0.009	22	1	8	314	13	466	300	-0.66	2	-3.56	3	Floor
Scabbled concrete	6	-22	6	23	0.016	22	2	8	340	13	437	320	-0.66	2	-2.22	3	Floor

# Blairsville Decommissioning Survey Form #003

Survey Serial #:	01-463
Survey Section:	40B
Survey Unit:	1
Survey Sub-unit:	5

Alpha Survey Instruments				
Inst. S/N	Inst. Code	Eff. %	Corr. Fac.	Bkg. CPM
1588	8	20.6	4.85	1


Beta Survey Instruments				
Inst. S/N	Inst. Code	Eff. %	Corr. Fac.	Bkg. CPM
1601	13	34	2.94	240

Gamma or Beta/Gamma Instruments			
Inst. S/N	Inst. Code	Bkg.	Detection Type
1522	22	0.011	Beta / Gamma
234	23	6	Gamma

Classification:	5
Survey Type:	Lower

Alpha Counting Instruments				
Inst. S/N	Inst. Code	Eff. %	Corr. Fac.	Bkg. CPM
13295	2	32.38	3.09	0.23

Beta Counting Instruments				
Inst. S/N	Inst. Code	Eff. %	Corr. Fac.	Bkg. CPM
13295	3	35.92	2.78	1.58

Surveyor:	V. Taylor / J. Shoemaker
Signature:	

Survey Date:	12/27/95
Count Date:	3/4/96

Surface Description	Coordinates		Gamma at 1m uR/hr	Gamma Inst. Code	Beta/Gamma Contact mR/hr	Beta/Gamma Code	Contact Gross 1 min. Count Alpha	Alpha Inst. Code	Contact Gross 1 min. Count Beta	Beta Inst. Code	Scan Contact Gross CPM		Removable DPM/100 cm2 Alpha	Alpha Count Code	Removable DPM/100 cm2 Beta	Beta Count Code	Comments
	X	Y									Max Beta	Avg Beta					
	Scabbled concrete	7									-22	5					
Scabbled concrete	8	-22	6	23	0.008	22	2	8	347	13	410	325	-0.66	2	-2.22	3	Floor
Painted concrete	4	-23	6	23	0.011	22	0	8	368	13	429	380	-0.66	2	-0.87	3	Floor
Painted concrete	5	-23	6	23	0.021	22	1	8	429	13	543	420	0.80	2	1.82	3	Floor
Painted concrete	6	-23	6	23	0.011	22	3	8	441	13	516	380	-0.66	2	0.48	3	Floor
Scabbled concrete	7	-23	6	23	0.011	22	4	8	332	13	405	300	-0.66	2	-0.87	3	Floor
Scabbled concrete	8	-23	5	23	0.018	22	1	8	306	13	429	320	0.80	2	-3.56	3	Floor
Painted concrete	4	-24	6	23	0.013	22	2	8	405	13	497	330	-0.66	2	0.48	3	Floor
Painted concrete	5	-24	6	23	0.013	22	2	8	609	13	577	350	-0.66	2	-2.22	3	Floor
Painted concrete	6	-24	6	23	0.019	22	1	8	515	13	580	350	0.80	2	3.17	3	Floor
Scabbled concrete	7	-24	6	23	0.011	22	4	8	336	13	459	330	-0.66	2	0.48	3	Floor
Scabbled concrete	8	-24	6	23	0.01	22	1	8	336	13	366	300	-0.66	2	-2.22	3	Floor



**LB5100-W Low Background Counting System – Smear Analysis**

Date: 3/4/96  
 Counting Unit id: 1  
 Data file name: C:\LBXL\UNIT1\B01-463.XLD  
 Batch Ended: 3/4/96 8:00  
 Crosstalk Correction: Not Applied

Alpha activity action level (DPM): 20.00  
 Beta activity action level (DPM): 200.00  
 Certainty level for MDA and flags: 95.00%  
 High Voltage Setting: 1440

Application Revision: 3  
 Application Version: Standard

Alpha efficiency log file: th230ab  
 Alpha Efficiency: 34.34%  
 Alpha to Beta Crosstalk: 23.95%  
 Alpha Background (CPM): 0.226666667  
 Alpha Correction Factor: 1.000

Beta efficiency log file: tc99ab  
 Beta Efficiency: 37.14%  
 Beta into Alpha Crosstalk: 0.17%  
 Beta Background (CPM): 1.823333333  
 Beta Correction Factor: 1.000

Batch ID: Blairsville 1-40B-1

Carrier	Alpha Activity				Beta Activity				Count time (min)	Alpha CPM	Beta CPM	Completion Date - Time
	DPM	$\sigma$	flags	MDA	DPM	$\sigma$	flags	MDA				
1	5.164	2.91	<AL	7.18	3.17	3.31	<MDA	12.13	2.00	1.773	1.18	3/4/96 6:45
2	0.796	1.46	<MDA	7.18	-2.22	1.92	<MDA	12.13	2.00	0.273	-0.82	3/4/96 6:47
3	2.252	2.06	<AL	7.18	-3.56	1.36	<MDA	12.13	2.00	0.773	-1.32	3/4/96 6:49
4	-0.660	1.46	<MDA	7.18	1.82	3.02	<MDA	12.13	2.00	-0.227	0.68	3/4/96 6:51
5	0.796	1.46	<MDA	7.18	-3.56	1.36	<MDA	12.13	2.00	0.273	-1.32	3/4/96 6:54
6	0.796	1.46	<MDA	7.18	0.48	2.70	<MDA	12.13	2.00	0.273	0.18	3/4/96 6:56
7	-0.660	1.46	<MDA	7.18	-3.56	1.36	<MDA	12.13	2.00	-0.227	-1.32	3/4/96 6:58
8	2.252	2.06	<AL	7.18	-2.22	1.92	<MDA	12.13	2.00	0.773	-0.82	3/4/96 7:00
9	2.252	2.06	<AL	7.18	-2.22	1.92	<MDA	12.13	2.00	0.773	-0.82	3/4/96 7:02
10	2.252	2.06	<AL	7.18	3.17	3.31	<MDA	12.13	2.00	0.773	1.18	3/4/96 7:05
11	-0.660	1.46	<MDA	7.18	-2.22	1.92	<MDA	12.13	2.00	-0.227	-0.82	3/4/96 7:07
12	-0.660	1.46	<MDA	7.18	1.82	3.02	<MDA	12.13	2.00	-0.227	0.68	3/4/96 7:09
13	0.796	1.46	<MDA	7.18	-3.56	1.36	<MDA	12.13	2.00	0.273	-1.32	3/4/96 7:11
14	3.708	2.52	<AL	7.18	3.17	3.31	<MDA	12.13	2.00	1.273	1.18	3/4/96 7:13
15	2.252	2.06	<AL	7.18	-2.22	1.92	<MDA	12.13	2.00	0.773	-0.82	3/4/96 7:16
16	2.252	2.06	<AL	7.18	0.48	2.70	<MDA	12.13	2.00	0.773	0.18	3/4/96 7:18
17	0.796	1.46	<MDA	7.18	0.48	2.70	<MDA	12.13	2.00	0.273	0.18	3/4/96 7:20
18	0.796	1.46	<MDA	7.18	1.82	3.02	<MDA	12.13	2.00	0.273	0.68	3/4/96 7:22
19	0.796	1.46	<MDA	7.18	0.48	2.70	<MDA	12.13	2.00	0.273	0.18	3/4/96 7:24
20	-0.660	1.46	<MDA	7.18	-4.91	1.36	<MDA	12.13	2.00	-0.227	-1.82	3/4/96 7:26
21	0.796	1.46	<MDA	7.18	-0.87	2.34	<MDA	12.13	2.00	0.273	-0.32	3/4/96 7:29
22	-0.660	1.46	<MDA	7.18	-3.56	1.36	<MDA	12.13	2.00	-0.227	-1.32	3/4/96 7:31
23	-0.660	1.46	<MDA	7.18	-2.22	1.92	<MDA	12.13	2.00	-0.227	-0.82	3/4/96 7:33
24	-0.660	1.46	<MDA	7.18	-0.87	2.34	<MDA	12.13	2.00	-0.227	-0.32	3/4/96 7:35

**LB5100-W Low Background Counting System -- Smear Analysis**

Date: 3/4/96  
 Counting Unit id: 1  
 Data file name: C:\LBXL\UNIT1\B01-463.XLD  
 Batch Ended: 3/4/96 8:00  
 Crosstalk Correction: Not Applied

Alpha activity action level (DPM): 20.00  
 Beta activity action level (DPM): 200.00  
 Certainty level for MDA and flags: 95.00%  
 High Voltage Setting: 1440

Application Revision: 3  
 Application Version: Standard

Alpha efficiency log file: th230ab  
 Alpha Efficiency: 34.34%  
 Alpha to Beta Crosstalk: 23.95%  
 Alpha Background (CPM): 0.22666667  
 Alpha Correction Factor: 1.000

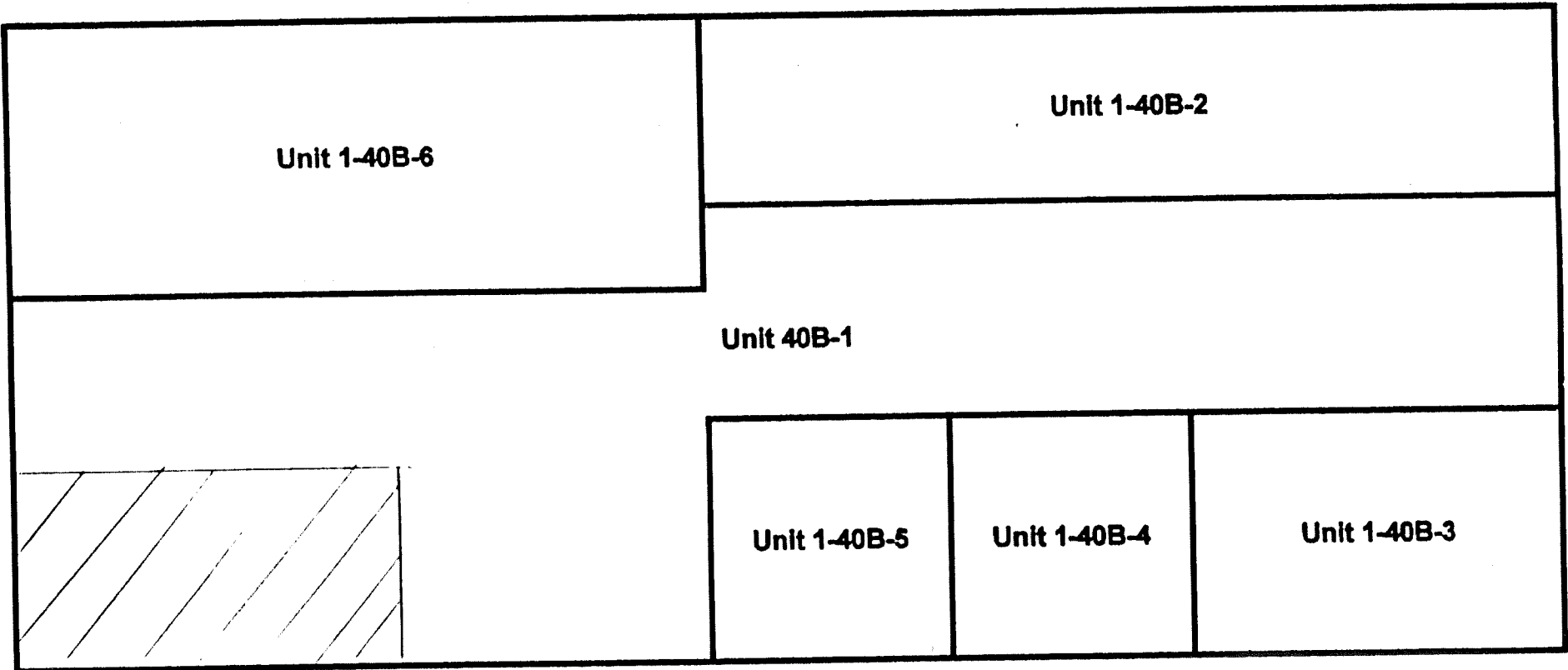
Beta efficiency log file: tc99ab  
 Beta Efficiency: 37.14%  
 Beta into Alpha Crosstalk: 0.17%  
 Beta Background (CPM): 1.82333333  
 Beta Correction Factor: 1.000

Batch ID: Blairsville 1-40B-1

Carrier	Alpha Activity				Beta Activity				Count time (min)	Alpha CPM	Beta CPM	Completion Date - Time
	DPM	$\sigma$	flags	MDA	DPM	$\sigma$	flags	MDA				
25	-0.660	1.46	<MDA	7.18	-2.22	1.92	<MDA	12.13	2.00	-0.227	-0.82	3/4/96 7:38
26	-0.660	1.46	<MDA	7.18	-0.87	2.34	<MDA	12.13	2.00	-0.227	-0.32	3/4/96 7:40
27	0.796	1.46	<MDA	7.18	1.82	3.02	<MDA	12.13	2.00	0.273	0.68	3/4/96 7:42
28	-0.660	1.46	<MDA	7.18	0.48	2.70	<MDA	12.13	2.00	-0.227	0.18	3/4/96 7:44
29	-0.660	1.46	<MDA	7.18	-0.87	2.34	<MDA	12.13	2.00	-0.227	-0.32	3/4/96 7:46
30	0.796	1.46	<MDA	7.18	-3.56	1.36	<MDA	12.13	2.00	0.273	-1.32	3/4/96 7:49
31	-0.660	1.46	<MDA	7.18	0.48	2.70	<MDA	12.13	2.00	-0.227	0.18	3/4/96 7:51
32	-0.660	1.46	<MDA	7.18	-2.22	1.92	<MDA	12.13	2.00	-0.227	-0.82	3/4/96 7:53
33	0.796	1.46	<MDA	7.18	3.17	3.31	<MDA	12.13	2.00	0.273	1.18	3/4/96 7:55
34	-0.660	1.46	<MDA	7.18	0.48	2.70	<MDA	12.13	2.00	-0.227	0.18	3/4/96 7:57
35	-0.660	1.46	<MDA	7.18	-2.22	1.92	<MDA	12.13	2.00	-0.227	-0.82	3/4/96 8:00

UNIT 1-40B-1  
SNA 01-463  
DATE: 5-27-95  
BY: JS/VT

# UNIT 1-40B (Main Floor)



# Blairsville Decommissioning Survey Form #003

Survey Serial #: 01-464

Survey Section: 1

Survey Unit: 40B

Survey Sub-unit: 1

Classification: 5

Survey Type: Lower

Survey Date: 12/28/95

Count Date: 3/11/96

Alpha Survey Instruments				
Inst. S/N	Inst. Code	Eff. %	Corr. Fac.	Bkg. CPM
1588	8	20.6	4.85	1

Beta Survey Instruments				
Inst. S/N	Inst. Code	Eff. %	Corr. Fac.	Bkg. CPM
1601	13	34	2.94	272

Gamma or Beta/Gamma Instruments			
Inst. S/N	Inst. Code	Bkg.	Detection Type
1522	22	0.015	Beta / Gamma
234	23	6	Gamma

Alpha Counting Instruments				
Inst. S/N	Inst. Code	Eff. %	Corr. Fac.	Bkg. CPM
13295	2	32.38	3.09	0.23

Beta Counting Instruments				
Inst. S/N	Inst. Code	Eff. %	Corr. Fac.	Bkg. CPM
13295	3	35.92	2.78	1.58

Surveyor: A. V. Taylor / C. Vergari  
 Signature: *A. V. Taylor* *C. Vergari*

Surface Description	Coordinates		Gamma at 1m uR/hr	Gamma Inst Code	Beta/Gamma Contact mR/hr	Beta/Gamma Code	Contact Gross 1 min. Count Alpha	Alpha Inst. Code	Contact Gross 1 min. Count Beta	Beta Inst. Code	Scan Contact Gross CPM		Removable DPM/100 cm2 Alpha	Alpha Count Code	Removable DPM/100 cm2 Beta	Beta Count Code	Comments
	X	Y									Max Beta	Avg Beta					
Painted Block	0.5	1	N/A	N/A	N/A	N/A	0	8	327	13	379	300	0.80	2	-3.56	3	North Wall #1
Painted Block	0.5	2	N/A	N/A	N/A	N/A	1	8	367	13	513	310	-0.66	2	-2.22	3	North Wall #1
Painted Block	2.5	1	N/A	N/A	N/A	N/A	1	8	318	13	369	280	-0.66	2	1.82	3	North Wall #1
Painted Block	2.5	2	N/A	N/A	N/A	N/A	0	8	294	13	349	300	0.80	2	4.51	3	North Wall #1
Painted Block	1	1	N/A	N/A	N/A	N/A	4	8	227	13	480	300	0.80	2	1.82	3	East Wall #1
Painted Block	1	2	N/A	N/A	N/A	N/A	1	8	206	13	362	270	0.80	2	-0.87	3	East Wall #1
Painted Block	2	0.5	N/A	N/A	N/A	N/A	2	8	315	13	330	280	-0.66	2	1.82	3	East Wall #1
Painted Block	3	0.5	N/A	N/A	N/A	N/A	0	8	329	13	327	270	2.25	2	0.48	3	East Wall #1
Painted Block	4	0.5	N/A	N/A	N/A	N/A	2	8	209	13	325	240	0.80	2	0.48	3	East Wall #1
Painted Block	5	1	N/A	N/A	N/A	N/A	0	8	203	13	328	250	0.80	2	-0.87	3	East Wall #1
Painted Block	5	2	N/A	N/A	N/A	N/A	0	8	232	13	332	220	-0.66	2	0.48	3	East Wall #1
Painted Block	6	1	N/A	N/A	N/A	N/A	2	8	222	13	360	260	-0.66	2	-3.56	3	East Wall #1
Painted Block	6	2	N/A	N/A	N/A	N/A	1	8	227	13	289	230	0.80	2	-2.22	3	East Wall #1
Painted Block	7	1	N/A	N/A	N/A	N/A	0	8	228	13	294	250	0.80	2	-3.56	3	East Wall #1
Painted Block	7	2	N/A	N/A	N/A	N/A	2	8	225	13	230	190	-0.66	2	-0.87	3	East Wall #1
Painted Block	8	1	N/A	N/A	N/A	N/A	0	8	232	13	399	240	6.62	2	3.17	3	East Wall #1
Painted Block	8	2	N/A	N/A	N/A	N/A	1	8	216	13	268	260	2.25	2	0.48	3	East Wall #1
Painted Block	9	1	N/A	N/A	N/A	N/A	0	8	266	13	373	300	0.80	2	4.51	3	East Wall #1
Painted Block	9	2	N/A	N/A	N/A	N/A	1	8	269	13	342	280	0.80	2	-3.56	3	East Wall #1
Painted Block	10	0.5	N/A	N/A	N/A	N/A	0	8	241	13	290	220	0.80	2	5.86	3	East Wall #1
Painted Block	11	0.5	N/A	N/A	N/A	N/A	3	8	281	13	331	256	2.25	2	0.48	3	East Wall #1
Painted Block	12	1	N/A	N/A	N/A	N/A	3	8	353	13	411	300	-0.66	2	-4.91	3	East Wall #1
Painted Block	12	2	N/A	N/A	N/A	N/A	1	8	332	13	362	300	-0.66	2	-3.56	3	East Wall #1

# Blairsville Decommissioning Survey Form #003

Survey Serial #: 01-464

Survey Section: 1

Survey Unit: 40B

Survey Sub-unit: 1

Classification: 5

Survey Type: Lower

Survey Date: 12/28/95

Count Date: 3/11/96

Alpha Survey Instruments				
Inst. S/N	Inst. Code	Eff. %	Corr. Fac.	Bkg. CPM
1588	8	20.6	4.85	1

Beta Survey Instruments				
Inst. S/N	Inst. Code	Eff. %	Corr. Fac.	Bkg. CPM
1601	13	34	2.94	272

Gamma or Beta/Gamma Instruments			
Inst. S/N	Inst. Code	Bkg.	Detection Type
1522	22	0.015	Beta / Gamma
234	23	6	Gamma

Alpha Counting Instruments				
Inst. S/N	Inst. Code	Eff. %	Corr. Fac.	Bkg. CPM
13295	2	32.38	3.09	0.23

Beta Counting Instruments				
Inst. S/N	Inst. Code	Eff. %	Corr. Fac.	Bkg. CPM
13295	3	35.92	2.78	1.58

Surveyor: A. V. Taylor / C. Vergari  
 Signature: *A. V. Taylor / C. Vergari*

Surface Description	Coordinates		Gamma at 1m uR/hr	Gamma Inst. Code	Beta/Gamma Contact mR/hr	Beta/Gamma Code	Contact Gross 1 min. Count Alpha	Alpha Inst. Code	Contact Gross 1 min. Count Beta	Beta Inst. Code	Scan Contact Gross CPM		Removable DPM/100 cm2 Alpha	Alpha Count Code	Removable DPM/100 cm2 Beta	Beta Count Code	Comments
	X	Y									Max Beta	Avg Beta					
Painted Block	13.5	1	N/A	N/A	N/A	N/A	1	8	302	13	478	270	3.71	2	1.82	3	East Wall #1
Painted Block	13.5	2	N/A	N/A	N/A	N/A	2	8	293	13	384	320	2.25	2	1.82	3	East Wall #1
Painted Block	1	1	N/A	N/A	N/A	N/A	0	8	283	13	314	260	0.80	2	3.17	3	North wall #2
Painted Block	1	2	N/A	N/A	N/A	N/A	2	8	344	13	354	280	0.80	2	-2.22	3	North wall #2
Painted Block	2	1	N/A	N/A	N/A	N/A	1	8	393	13	453	350	0.80	2	1.82	3	North wall #2
Painted Block	2	2	N/A	N/A	N/A	N/A	3	8	309	13	360	290	-0.66	2	-2.22	3	North wall #2
Painted Block	3	1	N/A	N/A	N/A	N/A	2	8	287	13	386	320	0.80	2	3.17	3	North wall #2
Painted Block	3	2	N/A	N/A	N/A	N/A	1	8	348	13	361	310	5.16	2	0.48	3	North wall #2
Painted Block	4	1	N/A	N/A	N/A	N/A	2	8	297	13	393	330	2.25	2	1.82	3	North wall #2
Painted Block	4	2	N/A	N/A	N/A	N/A	3	8	322	13	382	310	0.80	2	4.51	3	North wall #2
Painted Block	2	1	N/A	N/A	N/A	N/A	0	8	189	13	263	240	-0.66	2	1.82	3	East Wall #2
Painted Block	2	2	N/A	N/A	N/A	N/A	3	8	215	13	271	220	0.80	2	-0.87	3	East Wall #2
Painted Block	3	1	N/A	N/A	N/A	N/A	0	8	200	13	241	200	0.80	2	4.51	3	East Wall #2
Painted Block	3	2	N/A	N/A	N/A	N/A	2	8	230	13	258	200	-0.66	2	-3.56	3	East Wall #2
Painted Block	4	1	N/A	N/A	N/A	N/A	2	8	214	13	348	260	0.80	2	7.21	3	East Wall #2
Painted Block	4	2	N/A	N/A	N/A	N/A	0	8	224	13	267	190	-0.66	2	0.48	3	East Wall #2
Painted Block	5	1	N/A	N/A	N/A	N/A	1	8	194	13	256	190	-0.66	2	-3.56	3	East Wall #2
Painted Block	5	2	N/A	N/A	N/A	N/A	0	8	223	13	268	200	0.80	2	1.82	3	East Wall #2
Painted Block	6	1	N/A	N/A	N/A	N/A	0	8	229	13	356	240	0.80	2	-0.87	3	East Wall #2
Painted Block	6	2	N/A	N/A	N/A	N/A	3	8	248	13	269	210	-0.66	2	7.21	3	East Wall #2
Painted Block	7.5	1	N/A	N/A	N/A	N/A	0	8	212	13	363	280	2.25	2	1.82	3	East Wall #2
Painted Block	7.5	2	N/A	N/A	N/A	N/A	1	8	224	13	283	230	2.25	2	-2.22	3	East Wall #2
Painted Block	8.5	1	N/A	N/A	N/A	N/A	3	8	246	13	360	260	0.80	2	3.17	3	East Wall #2

# Blairsville Decommissioning Survey Form #003

Survey Serial #:	01-464
------------------	--------

Survey Section:	1
-----------------	---

Survey Unit:	40B
--------------	-----

Survey Sub-unit:	1
------------------	---

Classification:	5
-----------------	---

Survey Type:	Lower
--------------	-------

Survey Date:	12/28/95
--------------	----------

Count Date:	3/11/96
-------------	---------


Alpha Survey Instruments				
Inst. S/N	Inst. Code	Eff. %	Corr. Fac.	Bkg. CPM
1588	8	20.6	4.85	1

Beta Survey Instruments				
Inst. S/N	Inst. Code	Eff. %	Corr. Fac.	Bkg. CPM
1601	13	34	2.94	272

Gamma or Beta/Gamma Instruments			
Inst. S/N	Inst. Code	Bkg.	Detection Type
1522	22	0.015	Beta / Gamma
234	23	6	Gamma

Alpha Counting Instruments				
Inst. S/N	Inst. Code	Eff. %	Corr. Fac.	Bkg. CPM
13295	2	32.38	3.09	0.23

Beta Counting Instruments				
Inst. S/N	Inst. Code	Eff. %	Corr. Fac.	Bkg. CPM
13295	3	35.92	2.78	1.58

Surveyor:	A. V. Taylor / C. Vergara
Signature:	

Surface Description	Coordinates		Gamma at 1m uR/hr	Gamma Inst. Code	Beta/Gamma Contact mR/hr	Beta/Gamma Code	Contact Gross 1 min. Count Alpha	Alpha Inst. Code	Contact Gross 1 min. Count Beta	Beta Inst. Code	Scan Contact Gross CPM		Removable DPM/100 cm2 Alpha	Alpha Count Code	Removable DPM/100 cm2 Beta	Beta Count Code	Comments
	X	Y									Max Beta	Avg Beta					
	Painted Block	8.5									2	N/A					
Painted Block	9.5	1	N/A	N/A	N/A	N/A	2	8	211	13	331	200	-0.66	2	1.82	3	East Wall #2
Painted Block	9.5	2	N/A	N/A	N/A	N/A	1	8	234	13	271	220	2.25	2	4.51	3	East Wall #2
Painted Block	10.5	1	N/A	N/A	N/A	N/A	2	8	227	13	261	210	6.62	2	-0.87	3	East Wall #2
Painted Block	10.5	2	N/A	N/A	N/A	N/A	1	8	198	13	268	180	0.80	2	-0.87	3	East Wall #2
Painted Block	0	1	N/A	N/A	N/A	N/A	2	8	323	13	363	260	-0.66	2	0.48	3	West Wall #2
Painted Block	0	2	N/A	N/A	N/A	N/A	2	8	396	13	403	270	-0.66	2	-0.87	3	West Wall #2
Painted Block	1.5	1	N/A	N/A	N/A	N/A	2	8	320	13	383	280	0.80	2	1.82	3	West Wall #2
Painted Block	1.5	2	N/A	N/A	N/A	N/A	3	8	336	13	356	270	-0.66	2	-0.87	3	West Wall #2
Painted Block	2.5	1	N/A	N/A	N/A	N/A	8	8	331	13	370	290	0.80	2	-2.22	3	West Wall #2
Painted Block	2.5	2	N/A	N/A	N/A	N/A	2	8	337	13	373	290	0.80	2	0.48	3	West Wall #2
Painted Block	3.5	0.5	N/A	N/A	N/A	N/A	3	8	300	13	413	320	0.80	2	-2.22	3	West Wall #2
Painted Block	4.5	0.5	N/A	N/A	N/A	N/A	2	8	293	13	389	310	-0.66	2	-2.22	3	West Wall #2
Painted Block	5.5	0.5	N/A	N/A	N/A	N/A	1	8	318	13	364	280	-0.66	2	-0.87	3	West Wall #2
Painted Block	6.5	0.5	N/A	N/A	N/A	N/A	3	8	318	13	355	290	2.25	2	1.82	3	West Wall #2
Painted Block	6.5	1.5	N/A	N/A	N/A	N/A	0	8	338	13	360	310	-0.66	2	0.48	3	West Wall #2
Painted Block	7.5	1	N/A	N/A	N/A	N/A	2	8	307	13	382	280	-0.66	2	0.48	3	West Wall #2
Painted Block	7.5	2	N/A	N/A	N/A	N/A	1	8	325	13	418	340	0.80	2	0.48	3	West Wall #2
Painted Block	9.5	1	N/A	N/A	N/A	N/A	1	8	330	13	412	300	-0.66	2	-2.22	3	West Wall #2
Painted Block	9.5	2	N/A	N/A	N/A	N/A	1	8	329	13	349	290	2.25	2	0.48	3	West Wall #2
Painted Block	0.5	1	N/A	N/A	N/A	N/A	0	8	300	13	398	290	0.80	2	3.17	3	South wall
Painted Block	0.5	2	N/A	N/A	N/A	N/A	0	8	346	13	433	360	2.25	2	1.82	3	South wall
Painted Block	1.5	1	N/A	N/A	N/A	N/A	0	8	346	13	399	260	0.80	2	5.86	3	West wall #1

# Blairsville Decommissioning Survey Form #003

Survey Serial #:	01-464
Survey Section:	1
Survey Unit:	40B
Survey Sub-unit:	1

Alpha Survey Instruments				
Inst. S/N	Inst. Code	Eff. %	Corr. Fac.	Bkg. CPM
1588	8	20.6	4.85	1


Beta Survey Instruments				
Inst. S/N	Inst. Code	Eff. %	Corr. Fac.	Bkg. CPM
1601	13	34	2.94	272

Gamma or Beta/Gamma Instruments			
Inst. S/N	Inst. Code	Bkg.	Detection Type
1522	22	0.015	Beta / Gamma
234	23	6	Gamma

Classification:	5
Survey Type:	Lower
Survey Date:	12/28/95
Count Date:	3/11/96

Alpha Counting Instruments				
Inst. S/N	Inst. Code	Eff. %	Corr. Fac.	Bkg. CPM
13295	2	32.38	3.09	0.23

Beta Counting Instruments				
Inst. S/N	Inst. Code	Eff. %	Corr. Fac.	Bkg. CPM
13295	3	35.92	2.78	1.58

Surveyor:	A. V. Taylor / C. Vergari
Signature:	

Surface Description	Coordinates		Gamma at 1m uR/hr	Gamma Inst. Code	Beta/Gamma Contact mR/hr	Beta/Gamma Code	Contact Gross 1 min. Count Alpha	Alpha Inst. Code	Contact Gross 1 min. Count Beta	Beta Inst. Code	Scan Contact Gross CPM		Removable DPM/100 cm2 Alpha	Alpha Count Code	Removable DPM/100 cm2 Beta	Beta Count Code	Comments
	X	Y									Max Beta	Avg Beta					
	Painted Block	1.5									2	N/A					
Painted Block	2.5	0.5	N/A	N/A	N/A	N/A	1	8	338	13	368	260	0.80	2	-2.22	3	West Wall #1
Painted Block	3.5	0.5	N/A	N/A	N/A	N/A	1	8	313	13	341	270	0.80	2	0.48	3	West Wall #1
Painted Block	4.5	0.5	N/A	N/A	N/A	N/A	0	8	341	13	371	290	2.25	2	-0.87	3	West Wall #1
Painted Block	5.5	1	N/A	N/A	N/A	N/A	1	8	321	13	391	270	0.80	2	-2.22	3	West Wall #1
Painted Block	5.5	2	N/A	N/A	N/A	N/A	1	8	318	13	346	270	-0.66	2	3.17	3	West Wall #1
Painted Block	6.5	1	N/A	N/A	N/A	N/A	1	8	303	13	366	290	-0.66	2	-2.22	3	West Wall #1
Painted Block	6.5	2	N/A	N/A	N/A	N/A	0	8	292	13	336	270	0.80	2	7.21	3	West Wall #1
Painted Block	7.5	1	N/A	N/A	N/A	N/A	1	8	312	13	351	280	-0.66	2	-4.91	3	West Wall #1
Painted Block	7.5	2	N/A	N/A	N/A	N/A	1	8	259	13	331	250	0.80	2	-2.22	3	West Wall #1
Painted Block	8.5	0.5	N/A	N/A	N/A	N/A	0	8	277	13	353	250	0.80	2	1.82	3	West Wall #1
Painted Block	9.5	0.5	N/A	N/A	N/A	N/A	4	8	302	13	371	290	-0.66	2	1.82	3	West Wall #1
Painted Block	10.5	0.5	N/A	N/A	N/A	N/A	1	8	306	13	360	260	-0.66	2	-0.87	3	West Wall #1

**LB5100-W Low Background Counting System – Smear Analysis**

Date: 3/11/96  
 Counting Unit id: 1  
 Data file name: C:\LBXL\UNIT1\B01-464.XLD  
 Batch Ended: 3/11/96 9:08  
 Crosstalk Correction: Not Applied

Alpha activity action level (DPM): 20.00  
 Beta activity action level (DPM): 200.00  
 Certainty level for MDA and flags: 95.00%  
 High Voltage Setting: 1440

Application Revision: 3  
 Application Version: Standard

Alpha efficiency log file: th230ab  
 Alpha Efficiency: 34.34%  
 Alpha to Beta Crosstalk: 23.95%  
 Alpha Background (CPM): 0.22666667  
 Alpha Correction Factor: 1.000

Beta efficiency log file: tc99ab  
 Beta Efficiency: 37.14%  
 Beta into Alpha Crosstalk: 0.17%  
 Beta Background (CPM): 1.823333333  
 Beta Correction Factor: 1.000

Batch ID: Blairsville 1-40B-1

Carrier	Alpha Activity				Beta Activity				Count time (min)	Alpha CPM	Beta CPM	Completion Date - Time
	DPM	$\sigma$	flags	MDA	DPM	$\sigma$	flags	MDA				
1	0.796	1.46	<MDA	7.18	-3.56	1.36	<MDA	12.13	2.00	0.273	-1.32	3/11/96 6:10
2	-0.660	1.46	<MDA	7.18	-2.22	1.92	<MDA	12.13	2.00	-0.227	-0.82	3/11/96 6:12
3	-0.660	1.46	<MDA	7.18	1.82	3.02	<MDA	12.13	2.00	-0.227	0.68	3/11/96 6:14
4	0.796	1.46	<MDA	7.18	4.51	3.57	<AL	12.13	2.00	0.273	1.68	3/11/96 6:16
5	0.796	1.46	<MDA	7.18	1.82	3.02	<MDA	12.13	2.00	0.273	0.68	3/11/96 6:18
6	0.796	1.46	<MDA	7.18	-0.87	2.34	<MDA	12.13	2.00	0.273	-0.32	3/11/96 6:21
7	-0.660	1.46	<MDA	7.18	1.82	3.02	<MDA	12.13	2.00	-0.227	0.68	3/11/96 6:23
8	2.252	2.06	<AL	7.18	0.48	2.70	<MDA	12.13	2.00	0.773	0.18	3/11/96 6:25
9	0.796	1.46	<MDA	7.18	0.48	2.70	<MDA	12.13	2.00	0.273	0.18	3/11/96 6:27
10	0.796	1.46	<MDA	7.18	-0.87	2.34	<MDA	12.13	2.00	0.273	-0.32	3/11/96 6:29
11	-0.660	1.46	<MDA	7.18	0.48	2.70	<MDA	12.13	2.00	-0.227	0.18	3/11/96 6:32
12	-0.660	1.46	<MDA	7.18	-3.56	1.36	<MDA	12.13	2.00	-0.227	-1.32	3/11/96 6:34
13	0.796	1.46	<MDA	7.18	-2.22	1.92	<MDA	12.13	2.00	0.273	-0.82	3/11/96 6:36
14	0.796	1.46	<MDA	7.18	-3.56	1.36	<MDA	12.13	2.00	0.273	-1.32	3/11/96 6:38
15	-0.660	1.46	<MDA	7.18	-0.87	2.34	<MDA	12.13	2.00	-0.227	-0.32	3/11/96 6:40
16	6.621	3.26	<AL	7.18	3.17	3.31	<MDA	12.13	2.00	2.273	1.18	3/11/96 6:43
17	2.252	2.06	<AL	7.18	0.48	2.70	<MDA	12.13	2.00	0.773	0.18	3/11/96 6:45
18	0.796	1.46	<MDA	7.18	4.51	3.57	<AL	12.13	2.00	0.273	1.68	3/11/96 6:47
19	0.796	1.46	<MDA	7.18	-3.56	1.36	<MDA	12.13	2.00	0.273	-1.32	3/11/96 6:49
20	0.796	1.46	<MDA	7.18	5.86	3.82	<AL	12.13	2.00	0.273	2.18	3/11/96 6:51
21	2.252	2.06	<AL	7.18	0.48	2.70	<MDA	12.13	2.00	0.773	0.18	3/11/96 6:54
22	-0.660	1.46	<MDA	7.18	-4.91	1.36	<MDA	12.13	2.00	-0.227	-1.82	3/11/96 6:56
23	-0.660	1.46	<MDA	7.18	-3.56	1.36	<MDA	12.13	2.00	-0.227	-1.32	3/11/96 6:58
24	3.708	2.52	<AL	7.18	1.82	3.02	<MDA	12.13	2.00	1.273	0.68	3/11/96 7:00



**LB5100-W Low Background Counting System -- Smear Analysis**

Date: 3/11/96  
 Counting Unit id: 1  
 Data file name: C:\LBXL\UNIT1\B01-464.XLD  
 Batch Ended: 3/11/96 9:08  
 Crosstalk Correction: Not Applied

Alpha activity action level (DPM): 20.00  
 Beta activity action level (DPM): 200.00  
 Certainty level for MDA and flags: 95.00%  
 High Voltage Setting: 1440

Application Revision: 3  
 Application Version: Standard

Alpha efficiency log file: th230ab  
 Alpha Efficiency: 34.34%  
 Alpha to Beta Crosstalk: 23.95%  
 Alpha Background (CPM): 0.22666667  
 Alpha Correction Factor: 1.000

Beta efficiency log file: tc99ab  
 Beta Efficiency: 37.14%  
 Beta into Alpha Crosstalk: 0.17%  
 Beta Background (CPM): 1.823333333  
 Beta Correction Factor: 1.000

Batch ID: Blairsville 1-40B-1

Carrier	Alpha Activity				Beta Activity				Count time (min)	Alpha CPM	Beta CPM	Completion Date - Time
	DPM	$\sigma$	flags	MDA	DPM	$\sigma$	flags	MDA				
25	2.252	2.06	<AL	7.18	1.82	3.02	<MDA	12.13	2.00	0.773	0.68	3/11/96 7:02
26	0.796	1.46	<MDA	7.18	3.17	3.31	<MDA	12.13	2.00	0.273	1.18	3/11/96 7:05
27	0.796	1.46	<MDA	7.18	-2.22	1.92	<MDA	12.13	2.00	0.273	-0.82	3/11/96 7:07
28	0.796	1.46	<MDA	7.18	1.82	3.02	<MDA	12.13	2.00	0.273	0.68	3/11/96 7:09
29	-0.660	1.46	<MDA	7.18	-2.22	1.92	<MDA	12.13	2.00	-0.227	-0.82	3/11/96 7:11
30	0.796	1.46	<MDA	7.18	3.17	3.31	<MDA	12.13	2.00	0.273	1.18	3/11/96 7:14
31	5.164	2.91	<AL	7.18	0.48	2.70	<MDA	12.13	2.00	1.773	0.18	3/11/96 7:16
32	2.252	2.06	<AL	7.18	1.82	3.02	<MDA	12.13	2.00	0.773	0.68	3/11/96 7:18
33	0.796	1.46	<MDA	7.18	4.51	3.57	<AL	12.13	2.00	0.273	1.68	3/11/96 7:20
34	-0.660	1.46	<MDA	7.18	1.82	3.02	<MDA	12.13	2.00	-0.227	0.68	3/11/96 7:22
35	0.796	1.46	<MDA	7.18	-0.87	2.34	<MDA	12.13	2.00	0.273	-0.32	3/11/96 7:24
36	0.796	1.46	<MDA	7.18	4.51	3.57	<AL	12.13	2.00	0.273	1.68	3/11/96 7:27
37	-0.660	1.46	<MDA	7.18	-3.56	1.36	<MDA	12.13	2.00	-0.227	-1.32	3/11/96 7:29
38	0.796	1.46	<MDA	7.18	7.21	4.05	<AL	12.13	2.00	0.273	2.68	3/11/96 7:31
39	-0.660	1.46	<MDA	7.18	0.48	2.70	<MDA	12.13	2.00	-0.227	0.18	3/11/96 7:33
40	-0.660	1.46	<MDA	7.18	-3.56	1.36	<MDA	12.13	2.00	-0.227	-1.32	3/11/96 7:36
41	0.796	1.46	<MDA	7.18	1.82	3.02	<MDA	12.13	2.00	0.273	0.68	3/11/96 7:38
42	0.796	1.46	<MDA	7.18	-0.87	2.34	<MDA	12.13	2.00	0.273	-0.32	3/11/96 7:40
43	-0.660	1.46	<MDA	7.18	7.21	4.05	<AL	12.13	2.00	-0.227	2.68	3/11/96 7:42
44	2.252	2.06	<AL	7.18	1.82	3.02	<MDA	12.13	2.00	0.773	0.68	3/11/96 7:44
45	2.252	2.06	<AL	7.18	-2.22	1.92	<MDA	12.13	2.00	0.773	-0.82	3/11/96 7:47
46	0.796	1.46	<MDA	7.18	3.17	3.31	<MDA	12.13	2.00	0.273	1.18	3/11/96 7:49
47	0.796	1.46	<MDA	7.18	0.48	2.70	<MDA	12.13	2.00	0.273	0.18	3/11/96 7:51
48	-0.660	1.46	<MDA	7.18	1.82	3.02	<MDA	12.13	2.00	-0.227	0.68	3/11/96 7:53

**LB5100-W Low Background Counting System – Smear Analysis**

Date: 3/11/96  
 Counting Unit id: 1  
 Data file name: C:\LBXL\UNIT1\B01-464.XLD  
 Batch Ended: 3/11/96 9:08  
 Crosstalk Correction: Not Applied

Alpha activity action level (DPM): 20.00  
 Beta activity action level (DPM): 200.00  
 Certainty level for MDA and flags: 95.00%  
 High Voltage Setting: 1440

Application Revision: 3  
 Application Version: Standard

Alpha efficiency log file: th230ab  
 Alpha Efficiency: 34.34%  
 Alpha to Beta Crosstalk: 23.95%  
 Alpha Background (CPM): 0.22666667  
 Alpha Correction Factor: 1.000

Beta efficiency log file: tc99ab  
 Beta Efficiency: 37.14%  
 Beta into Alpha Crosstalk: 0.17%  
 Beta Background (CPM): 1.823333333  
 Beta Correction Factor: 1.000

Batch ID: Blairsville 1-40B-1

Carrier	Alpha Activity				Beta Activity				Count time (min)	Alpha CPM	Beta CPM	Completion Date - Time
	DPM	$\sigma$	flags	MDA	DPM	$\sigma$	flags	MDA				
49	2.252	2.06	<AL	7.18	4.51	3.57	<AL	12.13	2.00	0.773	1.68	3/11/96 7:55
50	6.621	3.26	<AL	7.18	-0.87	2.34	<MDA	12.13	2.00	2.273	-0.32	3/11/96 7:58
51	0.796	1.46	<MDA	7.18	-0.87	2.34	<MDA	12.13	2.00	0.273	-0.32	3/11/96 8:00
52	-0.660	1.46	<MDA	7.18	0.48	2.70	<MDA	12.13	2.00	-0.227	0.18	3/11/96 8:02
53	-0.660	1.46	<MDA	7.18	-0.87	2.34	<MDA	12.13	2.00	-0.227	-0.32	3/11/96 8:04
54	0.796	1.46	<MDA	7.18	1.82	3.02	<MDA	12.13	2.00	0.273	0.68	3/11/96 8:06
55	-0.660	1.46	<MDA	7.18	-0.87	2.34	<MDA	12.13	2.00	-0.227	-0.32	3/11/96 8:09
56	0.796	1.46	<MDA	7.18	-2.22	1.92	<MDA	12.13	2.00	0.273	-0.82	3/11/96 8:11
57	0.796	1.46	<MDA	7.18	0.48	2.70	<MDA	12.13	2.00	0.273	0.18	3/11/96 8:13
58	0.796	1.46	<MDA	7.18	-2.22	1.92	<MDA	12.13	2.00	0.273	-0.82	3/11/96 8:15
59	-0.660	1.46	<MDA	7.18	-2.22	1.92	<MDA	12.13	2.00	-0.227	-0.82	3/11/96 8:17
60	-0.660	1.46	<MDA	7.18	-0.87	2.34	<MDA	12.13	2.00	-0.227	-0.32	3/11/96 8:20
61	2.252	2.06	<AL	7.18	1.82	3.02	<MDA	12.13	2.00	0.773	0.68	3/11/96 8:22
62	-0.660	1.46	<MDA	7.18	0.48	2.70	<MDA	12.13	2.00	-0.227	0.18	3/11/96 8:24
63	-0.660	1.46	<MDA	7.18	0.48	2.70	<MDA	12.13	2.00	-0.227	0.18	3/11/96 8:26
64	0.796	1.46	<MDA	7.18	0.48	2.70	<MDA	12.13	2.00	0.273	0.18	3/11/96 8:28
65	-0.660	1.46	<MDA	7.18	-2.22	1.92	<MDA	12.13	2.00	-0.227	-0.82	3/11/96 8:31
66	2.252	2.06	<AL	7.18	0.48	2.70	<MDA	12.13	2.00	0.773	0.18	3/11/96 8:33
67	0.796	1.46	<MDA	7.18	3.17	3.31	<MDA	12.13	2.00	0.273	1.18	3/11/96 8:35
68	2.252	2.06	<AL	7.18	1.82	3.02	<MDA	12.13	2.00	0.773	0.68	3/11/96 8:37
69	0.796	1.46	<MDA	7.18	5.86	3.82	<AL	12.13	2.00	0.273	2.18	3/11/96 8:39
70	-0.660	1.46	<MDA	7.18	1.82	3.02	<MDA	12.13	2.00	-0.227	0.68	3/11/96 8:42
71	0.796	1.46	<MDA	7.18	-2.22	1.92	<MDA	12.13	2.00	0.273	-0.82	3/11/96 8:44
72	0.796	1.46	<MDA	7.18	0.48	2.70	<MDA	12.13	2.00	0.273	0.18	3/11/96 8:46

**LB5100-W Low Background Counting System – Smear Analysis**

Date: 3/11/96  
 Counting Unit id: 1  
 Data file name: C:\LBXL\UNIT1\B01-464.XLD  
 Batch Ended: 3/11/96 9:08  
 Crosstalk Correction: Not Applied

Alpha activity action level (DPM): 20.00  
 Beta activity action level (DPM): 200.00  
 Certainty level for MDA and flags: 95.00%  
 High Voltage Setting: 1440

Application Revision: 3  
 Application Version: Standard

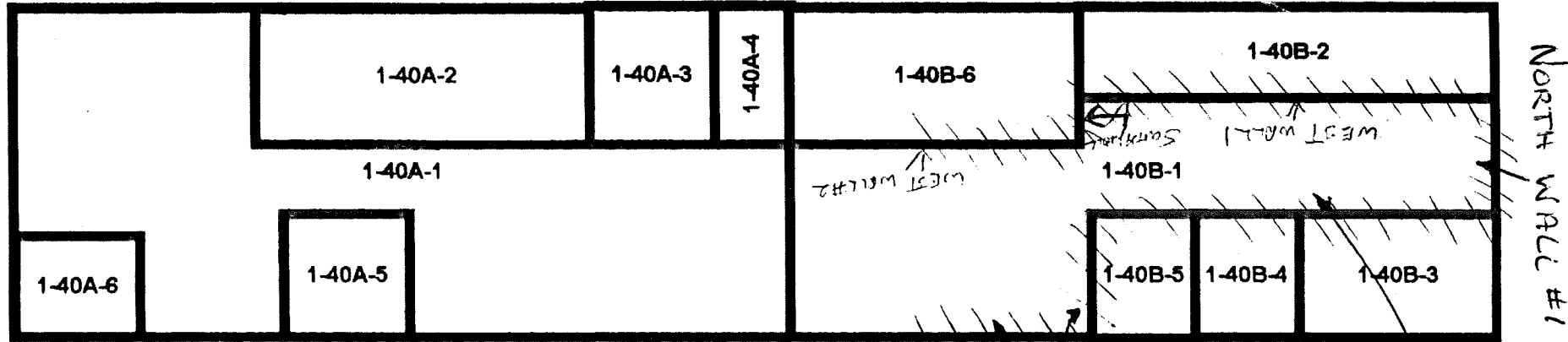
Alpha efficiency log file: th230ab  
 Alpha Efficiency: 34.34%  
 Alpha to Beta Crosstalk: 23.95%  
 Alpha Background (CPM): 0.226666667  
 Alpha Correction Factor: 1.000

Beta efficiency log file: tc99ab  
 Beta Efficiency: 37.14%  
 Beta into Alpha Crosstalk: 0.17%  
 Beta Background (CPM): 1.823333333  
 Beta Correction Factor: 1.000

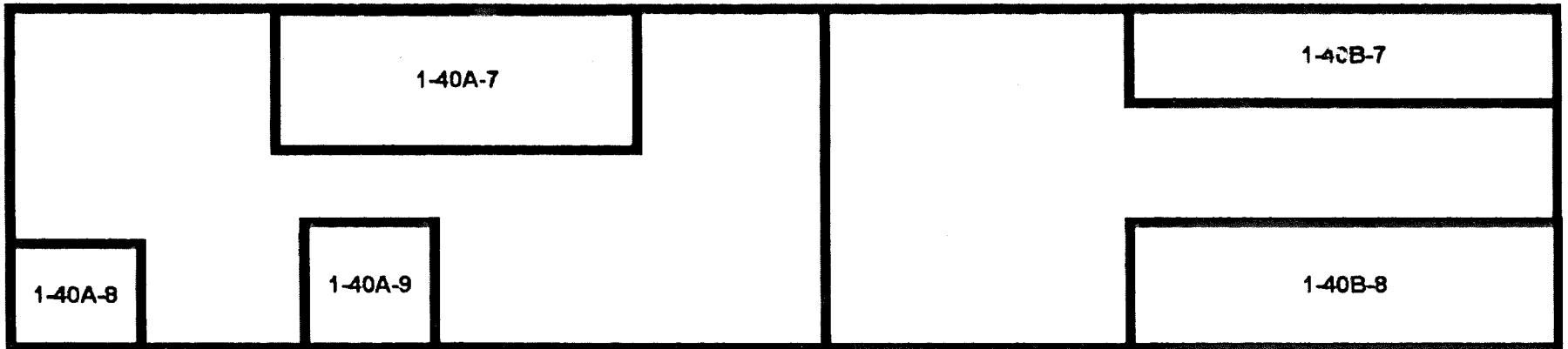
Batch ID: Blairsville 1-40B-1

Carrier	Alpha Activity				Beta Activity				Count time (min)	Alpha CPM	Beta CPM	Completion Date - Time
	DPM	$\sigma$	flags	MDA	DPM	$\sigma$	flags	MDA				
73	2.252	2.06	<AL	7.18	-0.87	2.34	<MDA	12.13	2.00	0.773	-0.32	3/11/96 8:48
74	0.796	1.46	<MDA	7.18	-2.22	1.92	<MDA	12.13	2.00	0.273	-0.82	3/11/96 8:50
75	-0.660	1.46	<MDA	7.18	3.17	3.31	<MDA	12.13	2.00	-0.227	1.18	3/11/96 8:53
76	-0.660	1.46	<MDA	7.18	-2.22	1.92	<MDA	12.13	2.00	-0.227	-0.82	3/11/96 8:55
77	0.796	1.46	<MDA	7.18	7.21	4.05	<AL	12.13	2.00	0.273	2.68	3/11/96 8:57
78	-0.660	1.46	<MDA	7.18	-4.91	1.36	<MDA	12.13	2.00	-0.227	-1.82	3/11/96 8:59
79	0.796	1.46	<MDA	7.18	-2.22	1.92	<MDA	12.13	2.00	0.273	-0.82	3/11/96 9:01
80	0.796	1.46	<MDA	7.18	1.82	3.02	<MDA	12.13	2.00	0.273	0.68	3/11/96 9:04
81	-0.660	1.46	<MDA	7.18	1.82	3.02	<MDA	12.13	2.00	-0.227	0.68	3/11/96 9:06
82	-0.660	1.46	<MDA	7.18	-0.87	2.34	<MDA	12.13	2.00	-0.227	-0.32	3/11/96 9:08

# UNIT 1-40A & B (Main Floor)



# UNIT 1-40A & B (Second Floor Surfaces)



12-28-95  
1-40B-1  
SN # 01-46X CV/AVT

# Blairsville Decommissioning Survey Form #003

Survey Serial #:	01-465
------------------	--------

Survey Section:	1
-----------------	---

Survey Unit:	40B
--------------	-----

Survey Sub-unit:	1
------------------	---

Classification:	5
-----------------	---

Survey Type:	Lower
--------------	-------

Survey Date:	1/2/96
--------------	--------

Count Date:	3/11/96
-------------	---------


Alpha Survey Instruments				
Inst. S/N	Inst. Code	Eff. %	Corr. Fac.	Bkg. CPM
1588	8	20.6	4.85	3

Beta Survey Instruments				
Inst. S/N	Inst. Code	Eff. %	Corr. Fac.	Bkg. CPM
1601	13	34	2.94	253

Gamma or Beta/Gamma Instruments			
Inst. S/N	Inst. Code	Bkg.	Detection Type
234	23	6	Gamma
1522	22	0.015	Beta / Gamma

Alpha Counting Instruments				
Inst. S/N	Inst. Code	Eff. %	Corr. Fac.	Bkg. CPM
13295	2	32.38	3.09	0.23

Beta Counting Instruments				
Inst. S/N	Inst. Code	Eff. %	Corr. Fac.	Bkg. CPM
13295	3	35.92	2.78	1.58

Surveyor:	Arthur V. Taylor
Signature:	

Surface Description	Coordinates		Gamma at 1m uR/hr	Gamma Inst. Code	Beta/Gamma Contact mR/hr	Beta/Gamma Code	Contact Gross 1 min. Count Alpha	Alpha Inst. Code	Contact Gross 1 min. Count Beta	Beta Inst. Code	Scan Contact Gross CPM		Removable DPM/100 cm2 Alpha	Alpha Count Code	Removable DPM/100 cm2 Beta	Beta Count Code	Comments
											Max Beta	Avg Beta					
	X	Y															
Painted Floor	1	-1	6	23	0.012	22	3	8	413	13	554	405	2.25	2	1.82	3	floor
Painted Floor	2	-1	6	23	0.014	22	1	8	413	13	447	309	-0.66	2	-3.56	3	floor
Painted Floor	3	-1	6	23	0.012	22	2	8	369	13	420	350	-0.66	2	-0.87	3	floor
Painted Floor	1	-2	6	23	0.009	22	0	8	349	13	447	360	0.80	2	0.48	3	floor
Painted Floor	2	-2	6	23	0.012	22	2	8	382	13	432	330	-0.66	2	-3.56	3	floor
Painted Floor	3	-2	6	23	0.015	22	0	8	391	13	520	350	-0.66	2	-0.87	3	floor
Painted Floor	1	-3	6	23	0.015	22	2	8	349	13	477	320	-0.66	2	0.48	3	floor
Painted Floor	2	-3	7	23	0.017	22	5	8	389	13	402	360	-0.66	2	1.82	3	floor
Painted Floor	3	-3	6	23	0.012	22	1	8	383	13	433	330	-0.66	2	-0.87	3	floor
Painted Floor	1	-4	6	23	0.014	22	0	8	419	13	456	410	-0.66	2	-2.22	3	floor
Painted Floor	2	-4	6	23	0.01	22	5	8	374	13	547	350	-0.66	2	-2.22	3	floor
Painted Floor	3	-4	6	23	0.011	22	1	8	360	13	514	320	-0.66	2	1.82	3	floor
Painted Floor	1	-5	6	23	0.014	22	3	8	419	13	477	330	-0.66	2	-2.22	3	floor
Painted Floor	2	-5	6	23	0.008	22	1	8	382	13	515	380	2.25	2	-2.22	3	floor
Painted Floor	3	-5	6	23	0.014	22	3	8	381	13	426	320	0.80	2	-3.56	3	floor
Painted Floor	1	-6	7	23	0.014	22	3	8	391	13	539	400	-0.66	2	1.82	3	floor
Painted Floor	2	-6	6	23	0.019	22	3	8	386	13	423	330	-0.66	2	-0.87	3	floor
Painted Floor	3	-6	7	23	0.013	22	3	8	379	13	547	360	0.80	2	0.48	3	floor
Painted Floor	1	-7	7	23	0.013	22	3	8	407	13	476	380	-0.66	2	-2.22	3	floor
Painted Floor	2	-7	6	23	0.016	22	4	8	370	13	456	340	-0.66	2	1.82	3	floor
Painted Floor	3	-7	6	23	0.018	22	1	8	352	13	389	320	-0.66	2	-2.22	3	floor
Painted Floor	1	-8	7	23	0.01	22	1	8	382	13	431	350	-0.66	2	-2.22	3	floor
Painted Floor	2	-8	7	23	0.015	22	2	8	331	13	487	340	-0.66	2	3.17	3	floor

# Blairsville Decommissioning Survey Form #003

Survey Serial #:	01-465
------------------	--------

Survey Section:	1
Survey Unit:	40B
Survey Sub-unit:	1

Classification:	5
Survey Type:	Lower

Survey Date:	1/2/96
Count Date:	3/11/96

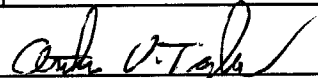
Alpha Survey Instruments				
Inst. S/N	Inst. Code	Eff. %	Corr. Fac.	Bkg. CPM
1588	8	20.6	4.85	3

Beta Survey Instruments				
Inst. S/N	Inst. Code	Eff. %	Corr. Fac.	Bkg. CPM
1601	13	34	2.94	253

Gamma or Beta/Gamma Instruments			
Inst. S/N	Inst. Code	Bkg.	Detection Type
234	23	6	Gamma
1522	22	0.015	Beta / Gamma

Alpha Counting Instruments				
Inst. S/N	Inst. Code	Eff. %	Corr. Fac.	Bkg. CPM
13295	2	32.38	3.09	0.23

Beta Counting Instruments				
Inst. S/N	Inst. Code	Eff. %	Corr. Fac.	Bkg. CPM
13295	3	35.92	2.78	1.58

Surveyor:	Arthur V. Taylor
Signature:	

Surface Description	Coordinates		Gamma	Gamma	Beta/Gamma	Beta/Gamma	Contact Gross	Alpha	Contact Gross	Beta	Scan Contact		Removable	Alpha	Removable	Beta	Comments
			at 1m	Inst.	Contact	Gamma	1 min. Count	Inst.	Gross CPM		DPM/100 cm2	Count	DPM/100 cm2	Count			
	uR/hr	Code	mR/hr	Code	Alpha	Code	Beta	Code	Max Beta	Avg Beta	Alpha	Code	Beta	Code			
Painted Floor	3	-8	6	23	0.012	22	3	8	337	13	445	320	-0.66	2	-3.56	3	floor
Painted Floor	1	-9	7	23	0.008	22	2	8	385	13	434	340	0.80	2	0.48	3	floor
Painted Floor	2	-9	7	23	0.013	22	0	8	315	13	443	320	-0.66	2	-2.22	3	floor
Painted Floor	3	-9	7	23	0.007	22	2	8	326	13	444	330	0.80	2	0.48	3	floor
Painted Floor	1	-10	6	23	0.009	22	0	8	355	13	474	320	-0.66	2	-0.87	3	floor
Painted Floor	2	-10	6	23	0.013	22	6	8	321	13	407	310	-0.66	2	-3.56	3	floor
Painted Floor	3	-10	6	23	0.012	22	4	8	359	13	460	360	-0.66	2	-3.56	3	floor
Painted Floor	1	-11	6	23	0.011	22	3	8	336	13	436	350	0.80	2	0.48	3	floor
Painted Floor	2	-11	7	23	0.013	22	3	8	359	13	428	370	-0.66	2	0.48	3	floor
Painted Floor	3	-11	7	23	0.013	22	3	8	362	13	414	350	-0.66	2	4.51	3	floor
Painted Floor	1	-12	7	23	0.013	22	0	8	390	13	416	340	0.80	2	-0.87	3	floor
Painted Floor	2	-12	7	23	0.016	22	1	8	402	13	412	360	-0.66	2	0.48	3	floor
Painted Floor	3	-12	7	23	0.014	22	0	8	348	13	401	351	-0.66	2	-0.87	3	floor
Painted Floor	1	-13	7	23	0.012	22	0	8	377	13	499	370	2.25	2	-2.22	3	floor
Painted Floor	2	-13	7	23	0.014	22	1	8	356	13	376	290	-0.66	2	5.86	3	floor
Painted Floor	3	-13	6	23	0.014	22	4	8	360	13	437	340	-0.66	2	-0.87	3	floor
Painted Floor	1	-14	6	23	0.01	22	3	8	335	13	519	350	-0.66	2	-3.56	3	floor
Painted Floor	2	-14	6	23	0.017	22	0	8	325	13	506	340	-0.66	2	-2.22	3	floor
Painted Floor	3	-14	7	23	0.014	22	3	8	368	13	483	320	-0.66	2	0.48	3	floor
Painted Floor	4	-14	7	23	0.015	22	1	8	337	13	460	350	-0.66	2	-2.22	3	floor
Painted Floor	5	-14	8	23	0.011	22	4	8	430	13	570	380	0.80	2	3.17	3	floor
Painted Floor	6	-14	8	23	0.013	22	4	8	329	13	523	310	0.80	2	-4.91	3	floor
Painted Floor	7	-14	7	23	0.012	22	0	8	327	13	398	290	0.80	2	-2.22	3	floor

# Blairsville Decommissioning Survey Form #003

Survey Serial #: 01-465

Survey Section: 1

Survey Unit: 40B

Survey Sub-unit: 1

Classification: 5

Survey Type: Lower

Survey Date: 1/2/96

Count Date: 3/11/96


Alpha Survey Instruments				
Inst. S/N	Inst. Code	Eff. %	Corr. Fac.	Bkg. CPM
1588	8	20.6	4.85	3

Beta Survey Instruments				
Inst. S/N	Inst. Code	Eff. %	Corr. Fac.	Bkg. CPM
1601	13	34	2.94	253

Gamma or Beta/Gamma Instruments			
Inst. S/N	Inst. Code	Bkg.	Detection Type
234	23	6	Gamma
1522	22	0.015	Beta / Gamma

Alpha Counting Instruments				
Inst. S/N	Inst. Code	Eff. %	Corr. Fac.	Bkg. CPM
13295	2	32.38	3.09	0.23

Beta Counting Instruments				
Inst. S/N	Inst. Code	Eff. %	Corr. Fac.	Bkg. CPM
13295	3	35.92	2.78	1.58

Surveyor: Arthur V. Taylor  
 Signature: 

Surface Description	Coordinates		Gamma at 1m	Gamma Inst.	Beta/Gamma Contact	Beta/Gamma Code	Contact Gross 1 min. Count	Alpha Inst.	Contact Gross 1 min. Count	Beta Inst.	Scan Contact Gross CPM		Removable DPM/100 cm2	Alpha Count	Removable DPM/100 cm2	Beta Count	Comments
	X	Y	uR/hr	Code	mR/hr	Code	Alpha	Code	Beta	Code	Max Beta	Avg Beta	Alpha	Code	Beta	Code	
Painted Floor	8	-14	6	23	0.018	22	1	8	377	13	399	360	0.80	2	-2.22	3	floor
Painted Floor	1	-15	7	23	0.014	22	3	8	349	13	468	320	-0.66	2	0.48	3	floor
Painted Floor	2	-15	7	23	0.011	22	1	8	306	13	475	350	0.80	2	-0.87	3	floor
Painted Floor	3	-15	6	23	0.016	22	3	8	346	13	474	340	0.80	2	3.17	3	floor
Painted Floor	4	-15	6	23	0.013	22	5	8	318	13	570	320	0.80	2	8.55	3	floor
Painted Floor	5	-15	7	23	0.012	22	1	8	319	13	393	340	-0.66	2	-2.22	3	floor
Painted Floor	6	-15	7	23	0.014	22	0	8	279	13	480	310	-0.66	2	-4.91	3	floor
Painted Floor	7	-15	7	23	0.012	22	2	8	290	13	566	320	-0.66	2	4.51	3	floor
Painted Floor	8	-15	7	23	0.013	22	2	8	310	13	431	290	0.80	2	4.51	3	floor
Painted Floor	2	-16	7	23	0.015	22	1	8	286	13	414	310	-0.66	2	-2.22	3	floor
Painted Floor	3	-16	6	23	0.01	22	4	8	305	13	388	330	-0.66	2	0.48	3	floor
Painted Floor	4	-16	7	23	0.009	22	5	8	333	13	416	320	-0.66	2	-0.87	3	floor
Painted Floor	5	-16	8	23	0.012	22	5	8	322	13	411	270	0.80	2	0.48	3	floor
Painted Floor	6	-16	7	23	0.013	22	4	8	316	13	401	320	-0.66	2	0.48	3	floor
Painted Floor	7	-16	7	23	0.019	22	6	8	316	13	421	300	-0.66	2	0.48	3	floor
Painted Floor	8	-16	7	23	0.011	22	6	8	366	13	491	340	0.80	2	-0.87	3	floor
Painted Floor	2	-17	7	23	0.01	22	3	8	293	13	422	280	-0.66	2	4.51	3	floor
Painted Floor	3	-17	7	23	0.021	22	2	8	274	13	380	230	2.25	2	1.82	3	floor
Painted Floor	4	-17	7	23	0.011	22	5	8	319	13	410	330	0.80	2	-0.87	3	floor
Painted Floor	5	-17	6	23	0.014	22	2	8	300	13	426	320	-0.66	2	-2.22	3	floor
Painted Floor	6	-17	6	23	0.009	22	4	8	289	13	423	310	-0.66	2	-2.22	3	floor
Painted Floor	7	-17	6	23	0.014	22	4	8	319	13	464	330	0.80	2	0.48	3	floor
Painted Floor	8	-17	7	23	0.012	22	5	8	207	13	342	250	2.25	2	3.17	3	floor

# Blairsville Decommissioning Survey Form #003

Survey Serial #:	01-465
Survey Section:	1
Survey Unit:	40B
Survey Sub-unit:	1

Alpha Survey Instruments				
Inst. S/N	Inst. Code	Eff. %	Corr. Fac.	Bkg. CPM
1588	8	20.6	4.85	3

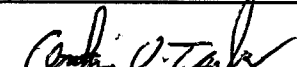
Beta Survey Instruments				
Inst. S/N	Inst. Code	Eff. %	Corr. Fac.	Bkg. CPM
1601	13	34	2.94	253

Gamma or Beta/Gamma Instruments			
Inst. S/N	Inst. Code	Bkg.	Detection Type
234	23	6	Gamma
1522	22	0.015	Beta / Gamma

Classification:	5
Survey Type:	Lower
Survey Date:	1/2/96
Count Date:	3/11/96

Alpha Counting Instruments				
Inst. S/N	Inst. Code	Eff. %	Corr. Fac.	Bkg. CPM
13295	2	32.38	3.09	0.23

Beta Counting Instruments				
Inst. S/N	Inst. Code	Eff. %	Corr. Fac.	Bkg. CPM
13295	3	35.92	2.78	1.58

Surveyor:	Arthur V. Taylor
Signature:	

Surface Description	Coordinates		Gamma at 1m	Gamma Inst.	Beta/Gamma Contact	Beta/Gamma Code	Contact Gross 1 min. Count	Alpha Inst. Code	Contact Gross 1 min. Count	Beta Inst. Code	Scan Contact Gross CPM		Removable DPM/100 cm2	Alpha Count	Removable DPM/100 cm2	Beta Count	Comments
	X	Y	uR/hr	Code	mR/hr	Code	Alpha	Beta	Code	Max Beta	Avg Beta	Alpha	Beta	Code	Code		
Painted Floor	2	-18	7	23	0.012	22	3	8	250	13	319	250	-0.66	2	-2.22	3	floor
Painted Floor	3	-18	6	23	0.009	22	0	8	267	13	349	240	0.80	2	0.48	3	floor
Painted Floor	4	-18	6	23	0.018	22	3	8	281	13	411	300	0.80	2	-0.87	3	floor
Painted Floor	5	-18	6	23	0.01	22	0	8	297	13	465	320	2.25	2	-2.22	3	floor
Painted Floor	6	-18	7	23	0.014	22	0	8	247	13	414	310	-0.66	2	-0.87	3	floor
Painted Floor	7	-18	7	23	0.011	22	3	8	345	13	515	320	-0.66	2	3.17	3	floor
Painted Floor	8	-18	7	23	0.009	22	5	8	230	13	426	270	-0.66	2	3.17	3	floor
Painted Floor	2	-19	6	23	0.015	22	3	8	242	13	325	240	-0.66	2	1.82	3	floor
Painted Floor	3	-19	6	23	0.013	22	0	8	258	13	343	220	-0.66	2	-4.91	3	floor
Painted Floor	2	-20	7	23	0.013	22	2	8	219	13	393	260	-0.66	2	-0.87	3	floor
Painted Floor	3	-20	6	23	0.014	22	1	8	234	13	357	250	-0.66	2	-3.56	3	floor
Painted Floor	2	-21	6	23	0.013	22	2	8	235	13	404	230	-0.66	2	4.51	3	floor
Painted Floor	3	-21	7	23	0.01	22	3	8	220	13	321	210	0.80	2	-0.87	3	floor
Painted Floor	2	-22	6	23	0.016	22	0	8	228	13	339	220	-0.66	2	-2.22	3	floor
Painted Floor	3	-22	6	23	0.01	22	1	8	236	13	300	210	-0.66	2	-2.22	3	floor
Painted Floor	2	-23	6	23	0.017	22	0	8	249	13	373	220	-0.66	2	3.17	3	floor
Painted Floor	3	-23	7	23	0.009	22	2	8	258	13	460	290	-0.66	2	-3.56	3	floor
Painted Floor	2	-24	6	23	0.014	22	0	8	271	13	369	250	-0.66	2	1.82	3	floor
Painted Floor	3	-24	6	23	0.007	22	1	8	279	13	457	290	-0.66	2	-0.87	3	floor



**LB5100-W Low Background Counting System – Smear Analysis**

Date: 3/11/96  
 Counting Unit id: 1  
 Data file name: C:\LBXL\UNIT1\B01-465.XLD  
 Batch Ended: 3/11/96 14:01  
 Crosstalk Correction: Not Applied

Alpha activity action level (DPM): 20.00  
 Beta activity action level (DPM): 200.00  
 Certainty level for MDA and flags: 95.00%  
 High Voltage Setting: 1440

Application Revision: 3  
 Application Version: Standard

Alpha efficiency log file: th230ab  
 Alpha Efficiency: 34.34%  
 Alpha to Beta Crosstalk: 23.95%  
 Alpha Background (CPM): 0.22666667  
 Alpha Correction Factor: 1.000

Beta efficiency log file: tc99ab  
 Beta Efficiency: 37.14%  
 Beta into Alpha Crosstalk: 0.17%  
 Beta Background (CPM): 1.823333333  
 Beta Correction Factor: 1.000

Batch ID: Blairsville 1-40B-1

Carrier	Alpha Activity				Beta Activity				Count time (min)	Alpha CPM	Beta CPM	Completion Date - Time
	DPM	$\sigma$	flags	MDA	DPM	$\sigma$	flags	MDA				
1	2.252	2.06	<AL	7.18	1.82	3.02	<MDA	12.13	2.00	0.773	0.68	3/11/96 10:45
2	-0.660	1.46	<MDA	7.18	-3.56	1.36	<MDA	12.13	2.00	-0.227	-1.32	3/11/96 10:47
3	-0.660	1.46	<MDA	7.18	-0.87	2.34	<MDA	12.13	2.00	-0.227	-0.32	3/11/96 10:49
4	0.796	1.46	<MDA	7.18	0.48	2.70	<MDA	12.13	2.00	0.273	0.18	3/11/96 10:51
5	-0.660	1.46	<MDA	7.18	-3.56	1.36	<MDA	12.13	2.00	-0.227	-1.32	3/11/96 10:54
6	-0.660	1.46	<MDA	7.18	-0.87	2.34	<MDA	12.13	2.00	-0.227	-0.32	3/11/96 10:56
7	-0.660	1.46	<MDA	7.18	0.48	2.70	<MDA	12.13	2.00	-0.227	0.18	3/11/96 10:58
8	-0.660	1.46	<MDA	7.18	1.82	3.02	<MDA	12.13	2.00	-0.227	0.68	3/11/96 11:00
9	-0.660	1.46	<MDA	7.18	-0.87	2.34	<MDA	12.13	2.00	-0.227	-0.32	3/11/96 11:02
10	-0.660	1.46	<MDA	7.18	-2.22	1.92	<MDA	12.13	2.00	-0.227	-0.82	3/11/96 11:05
11	-0.660	1.46	<MDA	7.18	-2.22	1.92	<MDA	12.13	2.00	-0.227	-0.82	3/11/96 11:07
12	-0.660	1.46	<MDA	7.18	1.82	3.02	<MDA	12.13	2.00	-0.227	0.68	3/11/96 11:09
13	-0.660	1.46	<MDA	7.18	-2.22	1.92	<MDA	12.13	2.00	-0.227	-0.82	3/11/96 11:11
14	2.252	2.06	<AL	7.18	-2.22	1.92	<MDA	12.13	2.00	0.773	-0.82	3/11/96 11:13
15	0.796	1.46	<MDA	7.18	-3.56	1.36	<MDA	12.13	2.00	0.273	-1.32	3/11/96 11:16
16	-0.660	1.46	<MDA	7.18	1.82	3.02	<MDA	12.13	2.00	-0.227	0.68	3/11/96 11:18
17	-0.660	1.46	<MDA	7.18	-0.87	2.34	<MDA	12.13	2.00	-0.227	-0.32	3/11/96 11:20
18	0.796	1.46	<MDA	7.18	0.48	2.70	<MDA	12.13	2.00	0.273	0.18	3/11/96 11:22
19	-0.660	1.46	<MDA	7.18	-2.22	1.92	<MDA	12.13	2.00	-0.227	-0.82	3/11/96 11:25
20	-0.660	1.46	<MDA	7.18	1.82	3.02	<MDA	12.13	2.00	-0.227	0.68	3/11/96 11:27
21	-0.660	1.46	<MDA	7.18	-2.22	1.92	<MDA	12.13	2.00	-0.227	-0.82	3/11/96 11:29
22	-0.660	1.46	<MDA	7.18	-2.22	1.92	<MDA	12.13	2.00	-0.227	-0.82	3/11/96 11:31
23	-0.660	1.46	<MDA	7.18	3.17	3.31	<MDA	12.13	2.00	-0.227	1.18	3/11/96 11:33
24	-0.660	1.46	<MDA	7.18	-3.56	1.36	<MDA	12.13	2.00	-0.227	-1.32	3/11/96 11:35

# LB5100-W Low Background Counting System – Smear Analysis

Date: 3/11/96  
 Counting Unit id: 1  
 Data file name: C:\LBXL\UNIT1\B01-465.XLD  
 Batch Ended: 3/11/96 14:01  
 Crosstalk Correction: Not Applied

Alpha activity action level (DPM): 20.00  
 Beta activity action level (DPM): 200.00  
 Certainty level for MDA and flags: 95.00%  
 High Voltage Setting: 1440

Application Revision: 3  
 Application Version: Standard

Batch ID: Blairsville 1-40B-1

Alpha efficiency log file: th230ab  
 Alpha Efficiency: 34.34%  
 Alpha to Beta Crosstalk: 23.95%  
 Alpha Background (CPM): 0.226666667  
 Alpha Correction Factor: 1.000

Beta efficiency log file: tc99ab  
 Beta Efficiency: 37.14%  
 Beta into Alpha Crosstalk: 0.17%  
 Beta Background (CPM): 1.823333333  
 Beta Correction Factor: 1.000

Carrier	Alpha Activity				Beta Activity				Count time (min)	Alpha CPM	Beta CPM	Completion Date - Time
	DPM	$\sigma$	flags	MDA	DPM	$\sigma$	flags	MDA				
25	0.796	1.46	<MDA	7.18	0.48	2.70	<MDA	12.13	2.00	0.273	0.18	3/11/96 11:38
26	-0.660	1.46	<MDA	7.18	-2.22	1.92	<MDA	12.13	2.00	-0.227	-0.82	3/11/96 11:40
27	0.796	1.46	<MDA	7.18	0.48	2.70	<MDA	12.13	2.00	0.273	0.18	3/11/96 11:42
28	-0.660	1.46	<MDA	7.18	-0.87	2.34	<MDA	12.13	2.00	-0.227	-0.32	3/11/96 11:44
29	-0.660	1.46	<MDA	7.18	-3.56	1.36	<MDA	12.13	2.00	-0.227	-1.32	3/11/96 11:47
30	-0.660	1.46	<MDA	7.18	-3.56	1.36	<MDA	12.13	2.00	-0.227	-1.32	3/11/96 11:49
31	0.796	1.46	<MDA	7.18	0.48	2.70	<MDA	12.13	2.00	0.273	0.18	3/11/96 11:51
32	-0.660	1.46	<MDA	7.18	0.48	2.70	<MDA	12.13	2.00	-0.227	0.18	3/11/96 11:53
33	-0.660	1.46	<MDA	7.18	4.51	3.57	<AL	12.13	2.00	-0.227	1.68	3/11/96 11:55
34	0.796	1.46	<MDA	7.18	-0.87	2.34	<MDA	12.13	2.00	0.273	-0.32	3/11/96 11:57
35	-0.660	1.46	<MDA	7.18	0.48	2.70	<MDA	12.13	2.00	-0.227	0.18	3/11/96 12:00
36	-0.660	1.46	<MDA	7.18	-0.87	2.34	<MDA	12.13	2.00	-0.227	-0.32	3/11/96 12:02
37	2.252	2.06	<AL	7.18	-2.22	1.92	<MDA	12.13	2.00	0.773	-0.82	3/11/96 12:04
38	-0.660	1.46	<MDA	7.18	5.86	3.82	<AL	12.13	2.00	-0.227	2.18	3/11/96 12:06
39	-0.660	1.46	<MDA	7.18	-0.87	2.34	<MDA	12.13	2.00	-0.227	-0.32	3/11/96 12:09
40	-0.660	1.46	<MDA	7.18	-3.56	1.36	<MDA	12.13	2.00	-0.227	-1.32	3/11/96 12:11
41	-0.660	1.46	<MDA	7.18	-2.22	1.92	<MDA	12.13	2.00	-0.227	-0.82	3/11/96 12:13
42	-0.660	1.46	<MDA	7.18	0.48	2.70	<MDA	12.13	2.00	-0.227	0.18	3/11/96 12:15
43	-0.660	1.46	<MDA	7.18	-2.22	1.92	<MDA	12.13	2.00	-0.227	-0.82	3/11/96 12:17
44	0.796	1.46	<MDA	7.18	3.17	3.31	<MDA	12.13	2.00	0.273	1.18	3/11/96 12:20
45	0.796	1.46	<MDA	7.18	-4.91	1.36	<MDA	12.13	2.00	0.273	-1.82	3/11/96 12:22
46	0.796	1.46	<MDA	7.18	-2.22	1.92	<MDA	12.13	2.00	0.273	-0.82	3/11/96 12:24
47	0.796	1.46	<MDA	7.18	-2.22	1.92	<MDA	12.13	2.00	0.273	-0.82	3/11/96 12:26
48	-0.660	1.46	<MDA	7.18	0.48	2.70	<MDA	12.13	2.00	-0.227	0.18	3/11/96 12:28

**LB5100-W Low Background Counting System -- Smear Analysis**

Date: 3/11/96  
 Counting Unit id: 1  
 Data file name: C:\LBXL\UNIT1\B01-465.XLD  
 Batch Ended: 3/11/96 14:01  
 Crosstalk Correction: Not Applied

Alpha activity action level (DPM): 20.00  
 Beta activity action level (DPM): 200.00  
 Certainty level for MDA and flags: 95.00%  
 High Voltage Setting: 1440

Application Revision: 3  
 Application Version: Standard

Alpha efficiency log file: th230ab  
 Alpha Efficiency: 34.34%  
 Alpha to Beta Crosstalk: 23.95%  
 Alpha Background (CPM): 0.226666667  
 Alpha Correction Factor: 1.000

Beta efficiency log file: tc99ab  
 Beta Efficiency: 37.14%  
 Beta into Alpha Crosstalk: 0.17%  
 Beta Background (CPM): 1.823333333  
 Beta Correction Factor: 1.000

Batch ID: Blairsville 1-40B-1

Carrier	Alpha Activity				Beta Activity				Count time (min)	Alpha CPM	Beta CPM	Completion Date - Time
	DPM	$\sigma$	flags	MDA	DPM	$\sigma$	flags	MDA				
49	0.796	1.46	<MDA	7.18	-0.87	2.34	<MDA	12.13	2.00	0.273	-0.32	3/11/96 12:31
50	0.796	1.46	<MDA	7.18	3.17	3.31	<MDA	12.13	2.00	0.273	1.18	3/11/96 12:33
51	0.796	1.46	<MDA	7.18	8.55	4.27	<AL	12.13	2.00	0.273	3.18	3/11/96 12:35
52	-0.660	1.46	<MDA	7.18	-2.22	1.92	<MDA	12.13	2.00	-0.227	-0.82	3/11/96 12:37
53	-0.660	1.46	<MDA	7.18	-4.91	1.36	<MDA	12.13	2.00	-0.227	-1.82	3/11/96 12:39
54	-0.660	1.46	<MDA	7.18	4.51	3.57	<AL	12.13	2.00	-0.227	1.68	3/11/96 12:42
55	0.796	1.46	<MDA	7.18	4.51	3.57	<AL	12.13	2.00	0.273	1.68	3/11/96 12:44
56	-0.660	1.46	<MDA	7.18	-2.22	1.92	<MDA	12.13	2.00	-0.227	-0.82	3/11/96 12:46
57	-0.660	1.46	<MDA	7.18	0.48	2.70	<MDA	12.13	2.00	-0.227	0.18	3/11/96 12:48
58	-0.660	1.46	<MDA	7.18	-0.87	2.34	<MDA	12.13	2.00	-0.227	-0.32	3/11/96 12:50
59	0.796	1.46	<MDA	7.18	0.48	2.70	<MDA	12.13	2.00	0.273	0.18	3/11/96 12:53
60	-0.660	1.46	<MDA	7.18	0.48	2.70	<MDA	12.13	2.00	-0.227	0.18	3/11/96 12:55
61	-0.660	1.46	<MDA	7.18	0.48	2.70	<MDA	12.13	2.00	-0.227	0.18	3/11/96 12:57
62	0.796	1.46	<MDA	7.18	-0.87	2.34	<MDA	12.13	2.00	0.273	-0.32	3/11/96 12:59
63	-0.660	1.46	<MDA	7.18	4.51	3.57	<AL	12.13	2.00	-0.227	1.68	3/11/96 13:01
64	2.252	2.06	<AL	7.18	1.82	3.02	<MDA	12.13	2.00	0.773	0.68	3/11/96 13:04
65	0.796	1.46	<MDA	7.18	-0.87	2.34	<MDA	12.13	2.00	0.273	-0.32	3/11/96 13:06
66	-0.660	1.46	<MDA	7.18	-2.22	1.92	<MDA	12.13	2.00	-0.227	-0.82	3/11/96 13:08
67	-0.660	1.46	<MDA	7.18	-2.22	1.92	<MDA	12.13	2.00	-0.227	-0.82	3/11/96 13:10
68	0.796	1.46	<MDA	7.18	0.48	2.70	<MDA	12.13	2.00	0.273	0.18	3/11/96 13:12
69	2.252	2.06	<AL	7.18	3.17	3.31	<MDA	12.13	2.00	0.773	1.18	3/11/96 13:15
70	-0.660	1.46	<MDA	7.18	-2.22	1.92	<MDA	12.13	2.00	-0.227	-0.82	3/11/96 13:17
71	0.796	1.46	<MDA	7.18	0.48	2.70	<MDA	12.13	2.00	0.273	0.18	3/11/96 13:19
72	0.796	1.46	<MDA	7.18	-0.87	2.34	<MDA	12.13	2.00	0.273	-0.32	3/11/96 13:21

**LB5100-W Low Background Counting System -- Smear Analysis**

Date: 3/11/96  
 Counting Unit Id: 1  
 Data file name: C:\LBXL\UNIT1\B01-465.XLD  
 Batch Ended: 3/11/96 14:01  
 Crosstalk Correction: Not Applied

Alpha activity action level (DPM): 20.00  
 Beta activity action level (DPM): 200.00  
 Certainty level for MDA and flags: 95.00%  
 High Voltage Setting: 1440

Application Revision: 3

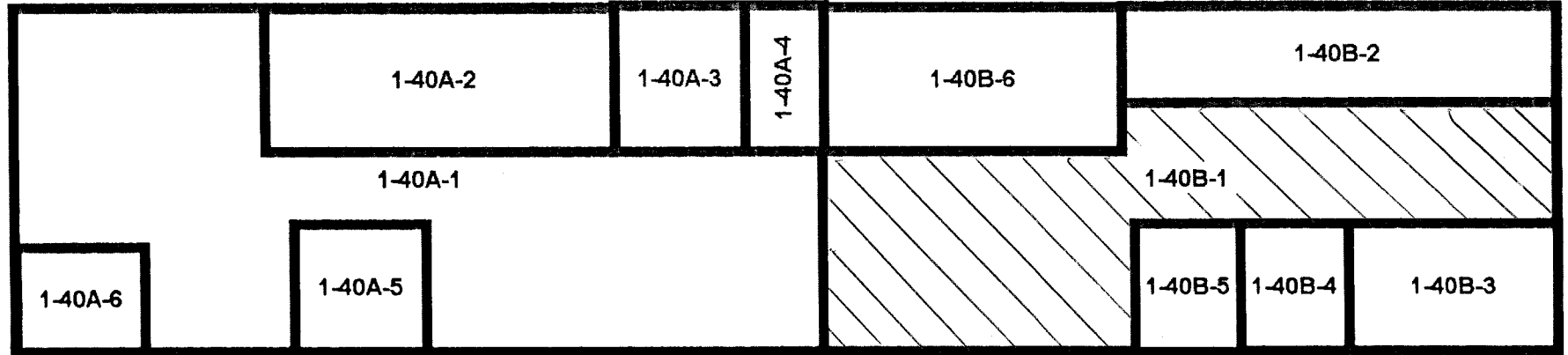
Application Version: Standard

Batch ID: Blairsville 1-40B-1

Carrier	Alpha Activity				Beta Activity				Count time (min)	Alpha CPM	Beta CPM	Completion Date - Time
	DPM	$\sigma$	flags	MDA	DPM	$\sigma$	flags	MDA				
73	2.252	2.06	<AL	7.18	-2.22	1.92	<MDA	12.13	2.00	0.773	-0.82	3/11/96 13:23
74	-0.660	1.46	<MDA	7.18	-0.87	2.34	<MDA	12.13	2.00	-0.227	-0.32	3/11/96 13:26
75	-0.660	1.46	<MDA	7.18	3.17	3.31	<MDA	12.13	2.00	-0.227	1.18	3/11/96 13:28
76	-0.660	1.46	<MDA	7.18	3.17	3.31	<MDA	12.13	2.00	-0.227	1.18	3/11/96 13:30
77	-0.660	1.46	<MDA	7.18	1.82	3.02	<MDA	12.13	2.00	-0.227	0.68	3/11/96 13:32
78	-0.660	1.46	<MDA	7.18	-4.91	1.36	<MDA	12.13	2.00	-0.227	-1.82	3/11/96 13:34
79	-0.660	1.46	<MDA	7.18	-0.87	2.34	<MDA	12.13	2.00	-0.227	-0.32	3/11/96 13:37
80	-0.660	1.46	<MDA	7.18	-3.56	1.36	<MDA	12.13	2.00	-0.227	-1.32	3/11/96 13:39
81	-0.660	1.46	<MDA	7.18	4.51	3.57	<AL	12.13	2.00	-0.227	1.68	3/11/96 13:41
82	0.796	1.46	<MDA	7.18	-0.87	2.34	<MDA	12.13	2.00	0.273	-0.32	3/11/96 13:43
83	-0.660	1.46	<MDA	7.18	-2.22	1.92	<MDA	12.13	2.00	-0.227	-0.82	3/11/96 13:45
84	-0.660	1.46	<MDA	7.18	-2.22	1.92	<MDA	12.13	2.00	-0.227	-0.82	3/11/96 13:48
85	-0.660	1.46	<MDA	7.18	3.17	3.31	<MDA	12.13	2.00	-0.227	1.18	3/11/96 13:50
86	-0.660	1.46	<MDA	7.18	-3.56	1.36	<MDA	12.13	2.00	-0.227	-1.32	3/11/96 13:52
87	-0.660	1.46	<MDA	7.18	1.82	3.02	<MDA	12.13	2.00	-0.227	0.68	3/11/96 13:54
88	-0.660	1.46	<MDA	7.18	-0.87	2.34	<MDA	12.13	2.00	-0.227	-0.32	3/11/96 13:56
89	2.252	2.06	<AL	7.18	-0.87	2.34	<MDA	12.13	2.00	0.773	-0.32	3/11/96 13:59
90	-0.660	1.46	<MDA	7.18	0.48	2.70	<MDA	12.13	2.00	-0.227	0.18	3/11/96 14:01

Alpha efficiency log file: th230ab Alpha Efficiency: 34.34% Alpha to Beta Crosstalk: 23.95% Alpha Background (CPM): 0.226666667 Alpha Correction Factor: 1.000
Beta efficiency log file: tc99ab Beta Efficiency: 37.14% Beta into Alpha Crosstalk: 0.17% Beta Background (CPM): 1.823333333 Beta Correction Factor: 1.000

# UNIT 1-40A & B



# Blairsville Decommissioning Survey Form #003

Survey Serial #: **01-466**

Alpha Survey Instruments				
Inst. S/N	Inst. Code	Eff. %	Corr. Fac.	Bkg. CPM
1588	8	20.6	4.85	2

Beta Survey Instruments				
Inst. S/N	Inst. Code	Eff. %	Corr. Fac.	Bkg. CPM
1601	13	34	2.94	273


Gamma or Beta/Gamma Instruments			
Inst. S/N	Inst. Code	Bkg.	Detection Type
234	23	5	Gamma
1522	22	0.012	Beta / Gamma

Classification: **5**  
 Survey Type: **Lower**

Alpha Counting Instruments				
Inst. S/N	Inst. Code	Eff. %	Corr. Fac.	Bkg. CPM
13295	2	32.38	3.09	0.23

Beta Counting Instruments				
Inst. S/N	Inst. Code	Eff. %	Corr. Fac.	Bkg. CPM
13295	3	35.92	2.78	1.58

Survey Date: **1/3/96**  
 Count Date: **3/4/96**

Surveyor: **Arthur V. Taylor**  
 Signature: 

Surface Description	Coordinates		Gamma at 1m uR/hr	Gamma Inst. Code	Beta/Gamma Contact mR/hr	Beta/Gamma Code	Contact Gross 1 min. Count Alpha	Alpha Inst. Code	Contact Gross 1 min. Count Beta	Beta Inst. Code	Scan Contact Gross CPM		Removable DPM/100 cm2 Alpha	Alpha Count Code	Removable DPM/100 cm2 Beta	Beta Count Code	Comments
	X	Y									Max Beta	Avg Beta					
	Painted concrete	1									-1	6					
Painted concrete	2	-1	6	23	0.018	22	3	8	405	12	446	380	-0.66	2	-2.22	3	floor
Scabbled concrete	3	-1	5	23	0.013	22	6	8	353	12	444	340	-0.66	2	-3.56	3	floor
Scabbled concrete	4	-1	6	23	0.013	22	2	8	385	12	456	370	0.80	2	-3.56	3	floor
Scabbled concrete	5	-1	6	23	0.014	22	1	8	336	12	512	330	0.80	2	-3.56	3	floor
Scabbled concrete	6	-1	5	23	0.013	22	1	8	318	12	399	320	2.25	2	4.51	3	floor
Painted concrete	1	-2	6	23	0.015	22	1	8	392	12	427	360	0.80	2	0.48	3	floor
Painted concrete	2	-2	6	23	0.013	22	1	8	363	12	468	320	-0.66	2	-0.87	3	floor
Scabbled concrete	3	-2	6	23	0.009	22	0	8	330	12	455	340	-0.66	2	3.17	3	floor
Scabbled concrete	4	-2	5	23	0.015	22	1	8	348	12	400	350	-0.66	2	-0.87	3	floor
Scabbled concrete	5	-2	5	23	0.006	22	4	8	372	12	487	360	0.80	2	-3.56	3	floor
Scabbled concrete	6	-2	5	23	0.013	22	0	8	344	12	412	330	-0.66	2	-0.87	3	floor
Painted concrete	1	-3	6	23	0.012	22	2	8	342	12	370	320	-0.66	2	1.82	3	floor
Painted concrete	2	-3	6	23	0.009	22	0	8	389	12	398	340	0.80	2	-0.87	3	floor
Scabbled concrete	3	-3	6	23	0.014	22	3	8	364	12	502	340	0.80	2	4.51	3	floor
Scabbled concrete	4	-3	6	23	0.011	22	5	8	357	12	357	314	0.80	2	-0.87	3	floor
Scabbled concrete	5	-3	6	23	0.017	22	1	8	360	12	379	290	-0.66	2	-2.22	3	floor
Scabbled concrete	6	-3	6	23	0.01	22	0	8	365	13	407	310	0.80	2	0.48	3	floor
Painted concrete	1	-4	6	23	0.009	22	4	8	389	13	428	340	0.80	2	-3.56	3	floor
Painted concrete	2	-4	6	23	0.009	22	0	8	340	13	413	310	0.80	2	0.48	3	floor

**LB5100-W Low Background Counting System -- Smear Analysis**

Date: 3/4/96  
 Counting Unit id: 1  
 Data file name: C:\LBXL\UNIT1\B01-466.XLD  
 Batch Ended: 2/28/96 9:11  
 Crosstalk Correction: Not Applied

Alpha activity action level (DPM): 20.00  
 Beta activity action level (DPM): 200.00  
 Certainty level for MDA and flags: 95.00%  
 High Voltage Setting: 1440

Application Revision: 3  
 Application Version: Standard

Batch ID: Blairsville 01-466

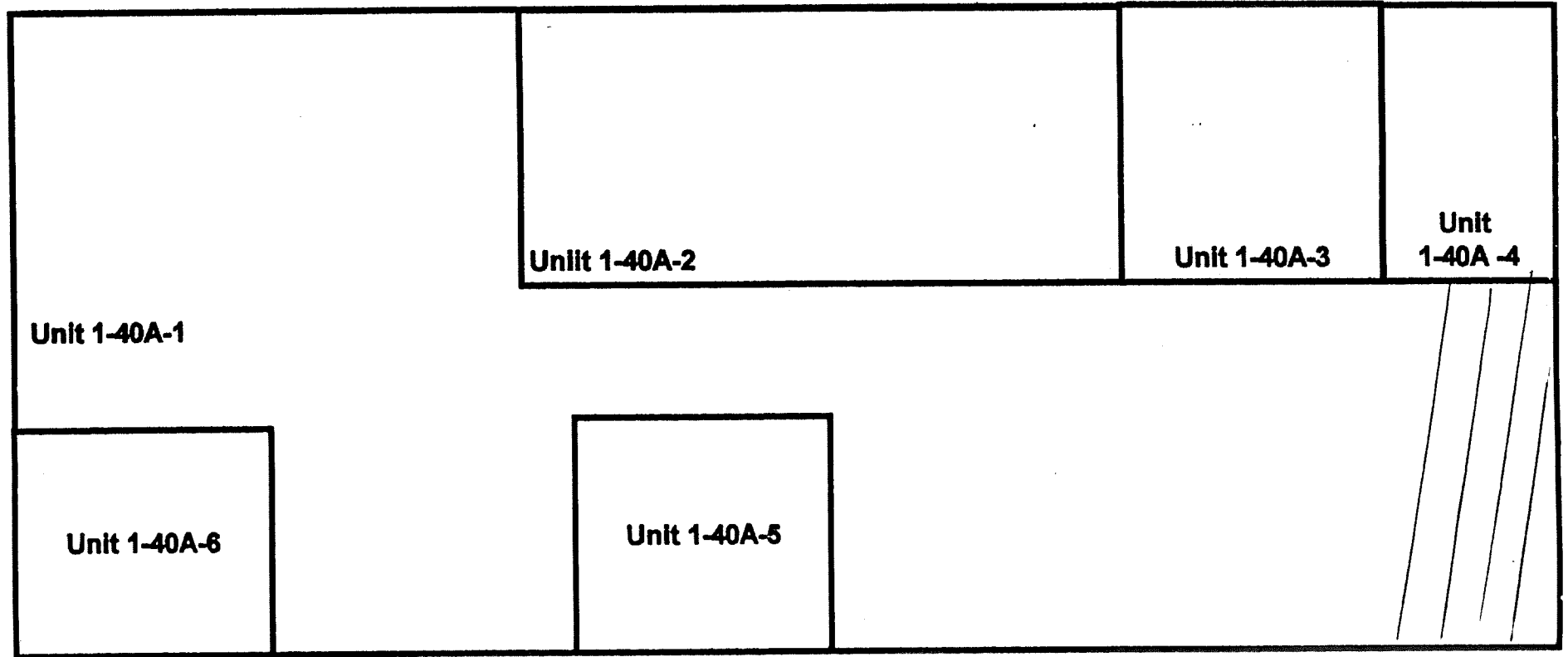
Alpha efficiency log file: th230ab  
 Alpha Efficiency: 34.34%  
 Alpha to Beta Crosstalk: 23.95%  
 Alpha Background (CPM): 0.226666667  
 Alpha Correction Factor: 1.000

Beta efficiency log file: tc99ab  
 Beta Efficiency: 37.14%  
 Beta into Alpha Crosstalk: 0.17%  
 Beta Background (CPM): 1.823333333  
 Beta Correction Factor: 1.000

Carrier	Alpha Activity				Beta Activity				Count time (min)	Alpha CPM	Beta CPM	Completion Date - Time
	DPM	$\sigma$	flags	MDA	DPM	$\sigma$	flags	MDA				
44	-0.660	1.46	<MDA	7.18	-0.87	2.34	<MDA	12.13	2.00	-0.227	-0.32	2/28/96 8:29
45	-0.660	1.46	<MDA	7.18	-2.22	1.92	<MDA	12.13	2.00	-0.227	-0.82	2/28/96 8:31
46	-0.660	1.46	<MDA	7.18	-3.56	1.36	<MDA	12.13	2.00	-0.227	-1.32	2/28/96 8:34
47	0.796	1.46	<MDA	7.18	-3.56	1.36	<MDA	12.13	2.00	0.273	-1.32	2/28/96 8:36
48	0.796	1.46	<MDA	7.18	-3.56	1.36	<MDA	12.13	2.00	0.273	-1.32	2/28/96 8:38
49	2.252	2.06	<AL	7.18	4.51	3.57	<AL	12.13	2.00	0.773	1.68	2/28/96 8:40
50	0.796	1.46	<MDA	7.18	0.48	2.70	<MDA	12.13	2.00	0.273	0.18	2/28/96 8:42
51	-0.660	1.46	<MDA	7.18	-0.87	2.34	<MDA	12.13	2.00	-0.227	-0.32	2/28/96 8:45
52	-0.660	1.46	<MDA	7.18	3.17	3.31	<MDA	12.13	2.00	-0.227	1.18	2/28/96 8:47
53	-0.660	1.46	<MDA	7.18	-0.87	2.34	<MDA	12.13	2.00	-0.227	-0.32	2/28/96 8:49
54	0.796	1.46	<MDA	7.18	-3.56	1.36	<MDA	12.13	2.00	0.273	-1.32	2/28/96 8:51
55	-0.660	1.46	<MDA	7.18	-0.87	2.34	<MDA	12.13	2.00	-0.227	-0.32	2/28/96 8:53
56	-0.660	1.46	<MDA	7.18	1.82	3.02	<MDA	12.13	2.00	-0.227	0.68	2/28/96 8:56
57	0.796	1.46	<MDA	7.18	-0.87	2.34	<MDA	12.13	2.00	0.273	-0.32	2/28/96 8:58
58	0.796	1.46	<MDA	7.18	4.51	3.57	<AL	12.13	2.00	0.273	1.68	2/28/96 9:00
59	0.796	1.46	<MDA	7.18	-0.87	2.34	<MDA	12.13	2.00	0.273	-0.32	2/28/96 9:02
60	-0.660	1.46	<MDA	7.18	-2.22	1.92	<MDA	12.13	2.00	-0.227	-0.82	2/28/96 9:04
61	0.796	1.46	<MDA	7.18	0.48	2.70	<MDA	12.13	2.00	0.273	0.18	2/28/96 9:07
62	0.796	1.46	<MDA	7.18	-3.56	1.36	<MDA	12.13	2.00	0.273	-1.32	2/28/96 9:09
63	0.796	1.46	<MDA	7.18	0.48	2.70	<MDA	12.13	2.00	0.273	0.18	2/28/96 9:11

S/N# 466  
DATE: 1-3-96

# UNIT 1-40A (Main Floor)





# Blairsville Decommissioning Survey Form #003

Survey Serial #:	01-467
------------------	--------

Survey Section:	1
-----------------	---

Survey Unit:	40A
--------------	-----

Survey Sub-unit:	1
------------------	---

Classification:	5
-----------------	---

Survey Type:	Lower
--------------	-------

Survey Date:	1/3/96
--------------	--------

Count Date:	3/4/96
-------------	--------


Alpha Survey Instruments				
Inst. S/N	Inst. Code	Eff. %	Corr. Fac.	Bkg. CPM
1588	8	20.6	4.85	1

Beta Survey Instruments				
Inst. S/N	Inst. Code	Eff. %	Corr. Fac.	Bkg. CPM
1601	13	34	2.94	252

Gamma or Beta/Gamma Instruments			
Inst. S/N	Inst. Code	Bkg.	Detection Type
234	23	6	Gamma
1522	22	0.012	Beta / Gamma

Alpha Counting Instruments				
Inst. S/N	Inst. Code	Eff. %	Corr. Fac.	Bkg. CPM
13295	2	32.38	3.09	0.23

Beta Counting Instruments				
Inst. S/N	Inst. Code	Eff. %	Corr. Fac.	Bkg. CPM
13295	3	35.92	2.78	1.58

Surveyor:	Arthur V. Taylor
Signature:	

Surface Description	Coordinates		Gamma at 1m	Gamma Inst.	Beta/Gamma Contact	Beta/Gamma Code	Contact Gross 1 min. Count	Alpha Inst.	Contact Gross 1 min. Count	Beta Inst.	Scan Contact Gross CPM		Removable DPM/100 cm2	Alpha Count	Removable DPM/100 cm2	Beta Count	Comments
	X	Y	uR/hr	Code	mR/hr	Code	Alpha	Beta	Code	Code	Max Beta	Avg Beta	Alpha	Beta	Code		
Painted Concrete	3	-4	6	23	0.013	22	2	8	405	13	381	340	3.71	2	-2.22	3	floor
Painted Concrete	4	-4	6	23	0.016	22	0	8	387	13	360	330	-0.66	2	0.48	3	floor
Painted Concrete	5	-4	6	23	0.007	22	3	8	440	13	383	320	0.80	2	7.21	3	floor
Painted Concrete	6	-4	5	23	0.011	22	1	8	474	13	462	320	-0.66	2	0.48	3	floor
Scabble concrete	1	-5	5	23	0.01	22	1	8	342	13	359	310	0.80	2	0.48	3	floor
Scabble concrete	2	-5	6	23	0.014	22	1	8	338	13	317	290	2.25	2	4.51	3	floor
Scabble concrete	3	-5	6	23	0.009	22	3	8	389	13	396	320	-0.66	2	-3.56	3	floor
Painted concrete	4	-5	5	23	0.009	22	1	8	379	13	362	270	-0.66	2	-2.22	3	floor
Painted concrete	5	-5	5	23	0.009	22	2	8	426	13	389	360	0.80	2	-0.87	3	floor
Painted concrete	6	-5	6	23	0.01	22	0	8	391	13	474	350	-0.66	2	0.48	3	floor
Painted concrete	1	-6	6	23	0.014	22	4	8	410	13	437	280	0.80	2	0.48	3	floor
Scabble concrete	2	-6	6	23	0.013	22	0	8	354	13	342	270	0.80	2	3.17	3	floor
Scabble concrete	3	-6	6	23	0.012	22	2	8	355	13	390	270	-0.66	2	-0.87	3	floor
Painted concrete	4	-6	6	23	0.021	22	0	8	410	13	353	280	-0.66	2	-0.87	3	floor
Scabbled concrete	5	-6	5	23	0.01	22	0	8	416	13	401	340	2.25	2	1.82	3	floor
Painted concrete	6	-6	6	23	0.013	22	3	8	349	13	394	350	-0.66	2	-2.22	3	floor
Painted concrete	1	-7	6	23	0.01	22	1	8	390	13	365	320	-0.66	2	-2.22	3	floor
Painted concrete	2	-7	6	23	0.013	22	3	8	406	13	383	340	-0.66	2	-2.22	3	floor
Painted concrete	3	-7	6	23	0.008	22	1	8	375	13	385	320	-0.66	2	3.17	3	floor
Painted concrete	4	-7	5	23	0.015	22	3	8	408	13	447	350	-0.66	2	-3.56	3	floor
Painted concrete	5	-7	5	23	0.011	22	1	8	497	13	425	350	0.80	2	3.17	3	floor
Painted concrete	6	-7	6	23	0.006	22	0	8	323	13	385	290	2.25	2	1.82	3	floor
Painted concrete	1	-8	6	23	0.013	22	1	8	617	13	601	350	0.80	2	-2.22	3	floor

# Blairsville Decommissioning Survey Form #003

Survey Serial #:	<b>01-467</b>
Survey Section:	1
Survey Unit:	40A
Survey Sub-unit:	1

Alpha Survey Instruments				
Inst. S/N	Inst. Code	Eff. %	Corr. Fac.	Bkg. CPM
1588	8	20.6	4.85	1

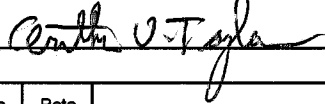
Beta Survey Instruments				
Inst. S/N	Inst. Code	Eff. %	Corr. Fac.	Bkg. CPM
1601	13	34	2.94	252

Gamma or Beta/Gamma Instruments			
Inst. S/N	Inst. Code	Bkg.	Detection Type
234	23	6	Gamma
1522	22	0.012	Beta / Gamma

Classification:	5
Survey Type:	Lower

Alpha Counting Instruments				
Inst. S/N	Inst. Code	Eff. %	Corr. Fac.	Bkg. CPM
13295	2	32.38	3.09	0.23

Beta Counting Instruments				
Inst. S/N	Inst. Code	Eff. %	Corr. Fac.	Bkg. CPM
13295	3	35.92	2.78	1.58

Surveyor:	Arthur V. Taylor
Signature:	

Surface Description	Coordinates		Gamma at 1m	Gamma Inst.	Beta/Gamma Contact	Beta/Gamma Code	Contact Gross 1 min. Count	Alpha Inst.	Contact Gross 1 min. Count	Beta Inst.	Scan Contact Gross CPM		Removable DPM/100 cm2	Alpha Count	Removable DPM/100 cm2	Beta Count	Comments
	X	Y	uR/hr	Code	mR/hr	Code	Alpha	Code	Beta	Code	Max Beta	Avg Beta	Alpha	Code	Beta	Code	
Painted concrete	2	-8	6	23	0.013	22	0	8	362	13	480	320	0.80	2	7.21	3	floor
Painted concrete	3	-8	6	23	0.013	22	1	8	427	13	434	340	-0.66	2	-2.22	3	floor
Painted concrete	4	-8	6	23	0.013	22	1	8	427	13	434	340	-0.66	2	4.51	3	floor
Painted concrete	5	-8	6	23	0.011	22	3	8	415	13	442	360	0.80	2	0.48	3	floor
Painted concrete	6	-8	6	23	0.018	22	1	8	346	13	411	340	2.25	2	0.48	3	floor
Painted concrete	1	-9	6	23	0.016	22	0	8	332	13	372	290	0.80	2	4.51	3	floor
Painted concrete	2	-9	6	23	0.016	22	1	8	333	13	422	330	2.25	2	3.17	3	floor
Painted concrete	3	-9	6	23	0.009	22	1	8	373	13	506	330	-0.66	2	-2.22	3	floor
Painted concrete	4	-9	6	23	0.013	22	2	8	326	13	441	320	2.25	2	-2.22	3	floor
Painted concrete	5	-9	6	23	0.011	22	0	8	330	13	379	280	0.80	2	-0.87	3	floor
Painted concrete	6	-9	5	23	0.013	22	1	8	329	13	443	290	-0.66	2	3.17	3	floor

# LB5100-W Low Background Counting System -- Smear Analysis

Date: 3/4/96  
 Counting Unit id: 1  
 Data file name: C:\LBXL\UNIT1\B01-467.XLD  
 Batch Ended: 3/4/96 9:15  
 Crosstalk Correction: Not Applied

Alpha activity action level (DPM): 20.00  
 Beta activity action level (DPM): 200.00  
 Certainty level for MDA and flags: 95.00%  
 High Voltage Setting: 1440

Application Revision: 3  
 Application Version: Standard

Batch ID: Blairsville 1-40A-1

Alpha efficiency log file: th230ab Alpha Efficiency: 34.34% Alpha to Beta Crosstalk: 23.95% Alpha Background (CPM): 0.226666667 Alpha Correction Factor: 1.000			
Beta efficiency log file: tc99ab Beta Efficiency: 37.14% Beta into Alpha Crosstalk: 0.17% Beta Background (CPM): 1.823333333 Beta Correction Factor: 1.000			
Count time (min)	Alpha CPM	Beta CPM	Completion Date - Time
2.00	1.273	-0.82	3/4/96 8:02
2.00	-0.227	0.18	3/4/96 8:04
2.00	0.273	2.68	3/4/96 8:06
2.00	-0.227	0.18	3/4/96 8:09
2.00	0.273	0.18	3/4/96 8:11
2.00	0.773	1.68	3/4/96 8:13
2.00	-0.227	-1.32	3/4/96 8:15
2.00	-0.227	-0.82	3/4/96 8:17
2.00	0.273	-0.32	3/4/96 8:19
2.00	-0.227	0.18	3/4/96 8:22
2.00	0.273	0.18	3/4/96 8:24
2.00	0.273	1.18	3/4/96 8:26
2.00	-0.227	-0.32	3/4/96 8:28
2.00	-0.227	-0.32	3/4/96 8:31
2.00	0.773	0.68	3/4/96 8:33
2.00	-0.227	-0.82	3/4/96 8:35
2.00	-0.227	-0.82	3/4/96 8:37
2.00	-0.227	-0.82	3/4/96 8:39
2.00	-0.227	1.18	3/4/96 8:42
2.00	-0.227	-1.32	3/4/96 8:44
2.00	0.273	1.18	3/4/96 8:46
2.00	0.773	0.68	3/4/96 8:48
2.00	0.273	-0.82	3/4/96 8:50
2.00	0.273	2.68	3/4/96 8:53

Carrier	Alpha Activity				Beta Activity			
	DPM	$\sigma$	flags	MDA	DPM	$\sigma$	flags	MDA
36	3.708	2.52	<AL	7.18	-2.22	1.92	<MDA	12.13
37	-0.660	1.46	<MDA	7.18	0.48	2.70	<MDA	12.13
38	0.796	1.46	<MDA	7.18	7.21	4.05	<AL	12.13
39	-0.660	1.46	<MDA	7.18	0.48	2.70	<MDA	12.13
40	0.796	1.46	<MDA	7.18	0.48	2.70	<MDA	12.13
41	2.252	2.06	<AL	7.18	4.51	3.57	<AL	12.13
42	-0.660	1.46	<MDA	7.18	-3.56	1.36	<MDA	12.13
43	-0.660	1.46	<MDA	7.18	-2.22	1.92	<MDA	12.13
44	0.796	1.46	<MDA	7.18	-0.87	2.34	<MDA	12.13
45	-0.660	1.46	<MDA	7.18	0.48	2.70	<MDA	12.13
46	0.796	1.46	<MDA	7.18	0.48	2.70	<MDA	12.13
47	0.796	1.46	<MDA	7.18	3.17	3.31	<MDA	12.13
48	-0.660	1.46	<MDA	7.18	-0.87	2.34	<MDA	12.13
49	-0.660	1.46	<MDA	7.18	-0.87	2.34	<MDA	12.13
50	2.252	2.06	<AL	7.18	1.82	3.02	<MDA	12.13
51	-0.660	1.46	<MDA	7.18	-2.22	1.92	<MDA	12.13
52	-0.660	1.46	<MDA	7.18	-2.22	1.92	<MDA	12.13
53	-0.660	1.46	<MDA	7.18	-2.22	1.92	<MDA	12.13
54	-0.660	1.46	<MDA	7.18	3.17	3.31	<MDA	12.13
55	-0.660	1.46	<MDA	7.18	-3.56	1.36	<MDA	12.13
56	0.796	1.46	<MDA	7.18	3.17	3.31	<MDA	12.13
57	2.252	2.06	<AL	7.18	1.82	3.02	<MDA	12.13
58	0.796	1.46	<MDA	7.18	-2.22	1.92	<MDA	12.13
59	0.796	1.46	<MDA	7.18	7.21	4.05	<AL	12.13

**LB5100-W Low Background Counting System – Smear Analysis**

Date: 3/4/96  
 Counting Unit Id: 1  
 Data file name: C:\LBXL\UNIT1\B01-467.XLD  
 Batch Ended: 3/4/96 9:15  
 Crosstalk Correction: Not Applied

Alpha activity action level (DPM): 20.00  
 Beta activity action level (DPM): 200.00  
 Certainty level for MDA and flags: 95.00%  
 High Voltage Setting: 1440

Application Revision: 3  
 Application Version: Standard

Alpha efficiency log file: th230ab  
 Alpha Efficiency: 34.34%  
 Alpha to Beta Crosstalk: 23.95%  
 Alpha Background (CPM): 0.226666667  
 Alpha Correction Factor: 1.000

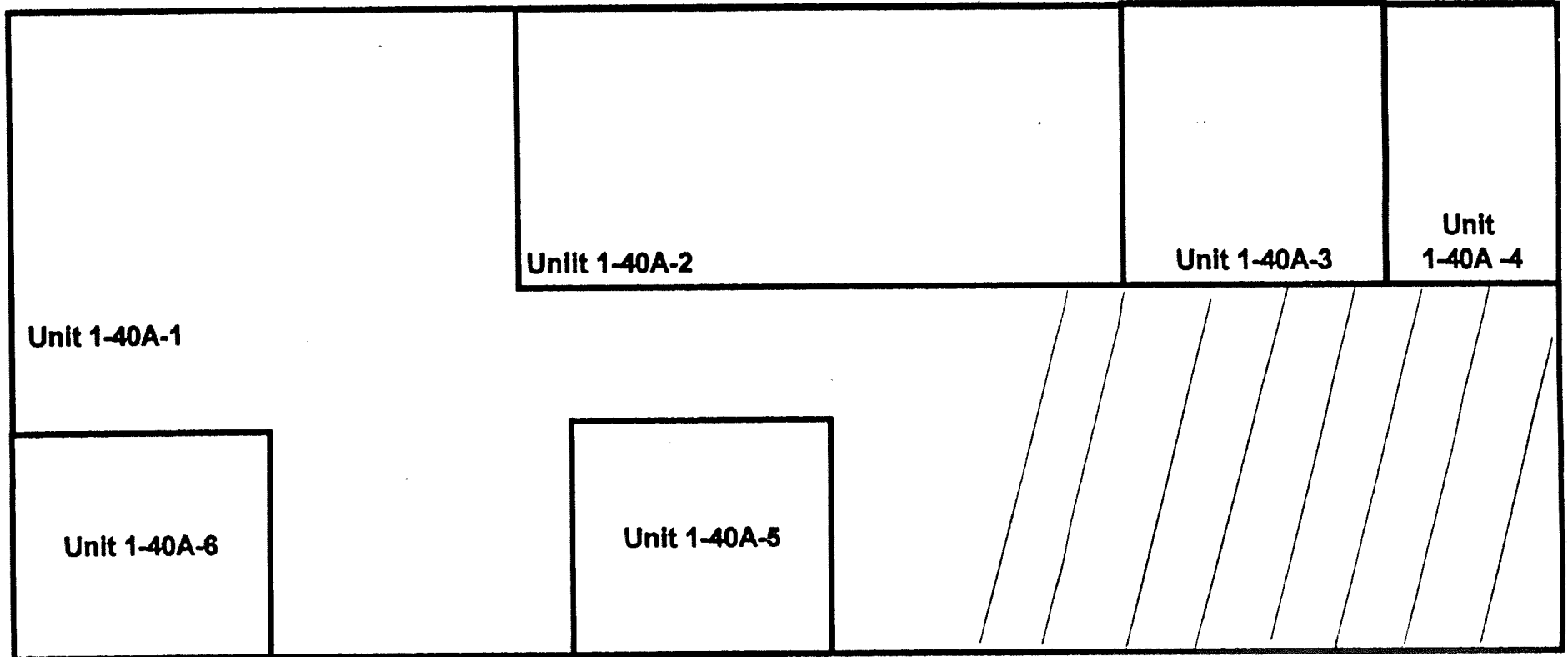
Beta efficiency log file: tc99ab  
 Beta Efficiency: 37.14%  
 Beta into Alpha Crosstalk: 0.17%  
 Beta Background (CPM): 1.823333333  
 Beta Correction Factor: 1.000

Batch ID: Blairsville 1-40A-1

Carrier	Alpha Activity				Beta Activity				Count time (min)	Alpha CPM	Beta CPM	Completion Date - Time
	DPM	$\sigma$	flags	MDA	DPM	$\sigma$	flags	MDA				
60	-0.660	1.46	<MDA	7.18	-2.22	1.92	<MDA	12.13	2.00	-0.227	-0.82	3/4/96 8:55
61	-0.660	1.46	<MDA	7.18	4.51	3.57	<AL	12.13	2.00	-0.227	1.68	3/4/96 8:57
62	0.796	1.46	<MDA	7.18	0.48	2.70	<MDA	12.13	2.00	0.273	0.18	3/4/96 8:59
63	2.252	2.06	<AL	7.18	0.48	2.70	<MDA	12.13	2.00	0.773	0.18	3/4/96 9:01
64	0.796	1.46	<MDA	7.18	4.51	3.57	<AL	12.13	2.00	0.273	1.68	3/4/96 9:04
65	2.252	2.06	<AL	7.18	3.17	3.31	<MDA	12.13	2.00	0.773	1.18	3/4/96 9:06
66	-0.660	1.46	<MDA	7.18	-2.22	1.92	<MDA	12.13	2.00	-0.227	-0.82	3/4/96 9:08
67	2.252	2.06	<AL	7.18	-2.22	1.92	<MDA	12.13	2.00	0.773	-0.82	3/4/96 9:10
68	0.796	1.46	<MDA	7.18	-0.87	2.34	<MDA	12.13	2.00	0.273	-0.32	3/4/96 9:12
69	-0.660	1.46	<MDA	7.18	3.17	3.31	<MDA	12.13	2.00	-0.227	1.18	3/4/96 9:15

SN 01-467  
DATE: 1-3-96

# UNIT 1-40A (Main Floor)



# Blairsville Decommissioning Survey Form #003

Survey Serial #:	01-468
------------------	--------

Survey Section:	1
-----------------	---

Survey Unit:	40A
--------------	-----

Survey Sub-unit:	1
------------------	---

Classification:	5
-----------------	---

Survey Type:	Lower
--------------	-------

Survey Date:	1/4/96
--------------	--------

Count Date:	3/5/96
-------------	--------

Alpha Survey Instruments				
Inst. S/N	Inst. Code	Eff. %	Corr. Fac.	Bkg. CPM
1588	8	20.6	4.85	1

Beta Survey Instruments				
Inst. S/N	Inst. Code	Eff. %	Corr. Fac.	Bkg. CPM
1601	13	34	2.94	241

Gamma or Beta/Gamma Instruments			
Inst. S/N	Inst. Code	Bkg.	Detection Type
234	23	6	Gamma
1522	22	0.018	Beta / Gamma

Alpha Counting Instruments				
Inst. S/N	Inst. Code	Eff. %	Corr. Fac.	Bkg. CPM
13295	2	32.38	3.09	0.23

Beta Counting Instruments				
Inst. S/N	Inst. Code	Eff. %	Corr. Fac.	Bkg. CPM
13295	3	35.92	2.78	1.58

Surveyor:	A. V. Taylor / C. Vergari
Signature:	<i>A. V. Taylor / C. Vergari</i>

Surface Description	Coordinates		Gamma at 1m	Gamma Inst.	Beta/Gamma Contact	Beta/Gamma Code	Contact Gross 1 min. Count	Alpha Inst. Code	Contact Gross 1 min. Count	Beta Inst. Code	Scan Contact Gross CPM		Removable DPM/100 cm2	Alpha Count	Removable DPM/100 cm2	Beta Count	Comments
	X	Y	uR/hr	Code	mR/hr	Code	Alpha	Code	Beta	Code	Max Beta	Avg Beta	Alpha	Code	Beta	Code	
Painted Concrete	1	-10	6	23	0.01	22	1	8	367	13	360	320	-0.66	2	5.86	3	floor
Painted Concrete	2	-10	6	23	0.013	22	1	8	343	13	343	300	-0.66	2	-2.22	3	floor
Painted Concrete	3	-10	6	23	0.014	22	2	8	382	13	367	280	-0.66	2	1.82	3	floor
Painted Concrete	4	-10	6	23	0.014	22	2	8	360	13	384	320	0.80	2	-0.87	3	floor
Painted Concrete	5	-10	6	23	0.014	22	0	8	359	13	368	330	0.80	2	1.82	3	floor
Painted Concrete	6	-10	6	23	0.015	22	1	8	384	13	365	340	-0.66	2	-0.87	3	floor
Painted Concrete	1	-11	6	23	0.012	22	1	8	324	13	360	270	-0.66	2	-0.87	3	floor
Painted Concrete	2	-11	6	23	0.013	22	0	8	316	13	371	310	-0.66	2	1.82	3	floor
Painted Concrete	3	-11	6	23	0.01	22	1	8	352	13	426	330	-0.66	2	-0.87	3	floor
Painted Concrete	4	-11	6	23	0.013	22	1	8	321	13	368	290	-0.66	2	-0.87	3	floor
Painted Concrete	5	-11	6	23	0.009	22	4	8	334	13	422	310	0.80	2	-3.56	3	floor
Painted Concrete	6	-11	6	23	0.018	22	2	8	311	13	405	270	-0.66	2	-3.56	3	floor
Painted Concrete	1	-12	7	23	0.009	22	0	8	327	13	369	300	-0.66	2	-2.22	3	floor
Painted Concrete	2	-12	6	23	0.015	22	2	8	332	13	295	270	-0.66	2	-0.87	3	floor
Painted Concrete	3	-12	6	23	0.011	22	1	8	301	13	341	270	-0.66	2	-0.87	3	floor
Painted Concrete	4	-12	6	23	0.011	22	0	8	292	13	335	260	-0.66	2	-3.56	3	floor
Painted Concrete	5	-12	6	23	0.009	22	1	8	282	13	385	260	0.80	2	-3.56	3	floor
Painted Concrete	6	-12	6	23	0.009	22	0	8	291	13	342	270	0.80	2	0.48	3	floor
Painted Concrete	1	-13	7	23	0.009	22	2	8	329	13	395	310	-0.66	2	3.17	3	floor
Painted Concrete	2	-13	6	23	0.014	22	1	8	276	13	406	250	0.80	2	-0.87	3	floor
Painted Concrete	1	-14	6	23	0.013	22	3	8	296	13	350	300	2.25	2	-4.91	3	floor
Painted Concrete	2	-14	6	23	0.01	22	1	8	272	13	374	250	-0.66	2	0.48	3	floor
Painted Concrete	1	-15	6	23	0.014	22	1	8	322	13	396	310	-0.66	2	5.86	3	floor

# Blairsville Decommissioning Survey Form #003

Survey Serial #:	01-468
Survey Section:	1
Survey Unit:	40A
Survey Sub-unit:	1

Alpha Survey Instruments				
Inst. S/N	Inst. Code	Eff. %	Corr. Fac.	Bkg. CPM
1588	8	20.6	4.85	1


Beta Survey Instruments				
Inst. S/N	Inst. Code	Eff. %	Corr. Fac.	Bkg. CPM
1601	13	34	2.94	241

Gamma or Beta/Gamma Instruments			
Inst. S/N	Inst. Code	Bkg.	Detection Type
234	23	6	Gamma
1522	22	0.018	Beta / Gamma

Classification:	5
Survey Type:	Lower
Survey Date:	1/4/96
Count Date:	3/5/96

Alpha Counting Instruments				
Inst. S/N	Inst. Code	Eff. %	Corr. Fac.	Bkg. CPM
13295	2	32.38	3.09	0.23

Beta Counting Instruments				
Inst. S/N	Inst. Code	Eff. %	Corr. Fac.	Bkg. CPM
13295	3	35.92	2.78	1.58

Surveyor:	A. V. Taylor / C. Vergari
Signature:	

Surface Description	Coordinates		Gamma	Gamma	Beta/Gamma	Beta/	Contact Gross	Alpha	Contact Gross	Beta	Scan Contact		Removable	Alpha	Removable	Beta	Comments
	X	Y	at 1m	Inst.	Contact	Gamma	1 min. Count	Inst.	1 min. Count	Inst.	Gross CPM		DPM/100 cm2	Count	DPM/100 cm2	Count	
			uR/hr	Code	mR/hr	Code	Alpha	Code	Beta	Code	Max Beta	Avg Beta	Alpha	Code	Beta	Code	
Painted Concrete	2	-15	6	23	0.01	22	4	8	335	13	372	300	0.80	2	0.48	3	floor
Painted Concrete	1	-15	6	23	0.01	22	0	8	313	13	362	290	-0.66	2	-4.91	3	floor
Painted Concrete	2	-15	6	23	0.013	22	0	8	361	13	390	320	-0.66	2	-0.87	3	floor
Painted Block	1	1	N/A	N/A	N/A	N/A	0	8	213	13	373	200	-0.66	2	-3.56	3	East Wall #1
Painted Block	1	2	N/A	N/A	N/A	N/A	2	8	211	13	288	200	-0.66	2	0.48	3	East Wall #1
Painted Block	2	1	N/A	N/A	N/A	N/A	1	8	214	13	283	180	-0.66	2	-0.87	3	East Wall #1
Painted Block	2	2	N/A	N/A	N/A	N/A	1	8	212	13	269	170	3.71	2	-2.22	3	East Wall #1
Painted Block	3	1	N/A	N/A	N/A	N/A	1	8	255	13	288	230	-0.66	2	4.51	3	East Wall #1
Painted Block	3	2	N/A	N/A	N/A	N/A	2	8	209	13	269	200	0.80	2	0.48	3	East Wall #1
Painted Block	4	1	N/A	N/A	N/A	N/A	1	8	193	13	278	220	0.80	2	3.17	3	East Wall #1
Painted Block	4	2	N/A	N/A	N/A	N/A	0	8	184	13	240	180	-0.66	2	-0.87	3	East Wall #1
Painted Block	5	1	N/A	N/A	N/A	N/A	2	8	207	13	302	170	-0.66	2	-2.22	3	East Wall #1
Painted Block	5	2	N/A	N/A	N/A	N/A	1	8	214	13	240	160	-0.66	2	-3.56	3	East Wall #1
Painted Block	6	1	N/A	N/A	N/A	N/A	0	8	208	13	380	220	-0.66	2	-2.22	3	East Wall #1
Painted Block	6	2	N/A	N/A	N/A	N/A	0	8	229	13	306	190	-0.66	2	3.17	3	East Wall #1
Painted Block	7	1	N/A	N/A	N/A	N/A	0	8	203	13	295	220	-0.66	2	-0.87	3	East Wall #1
Painted Block	7	2	N/A	N/A	N/A	N/A	1	8	195	13	257	180	-0.66	2	1.82	3	East Wall #1
Painted Block	8	1	N/A	N/A	N/A	N/A	1	8	185	13	236	190	-0.66	2	-2.22	3	East Wall #1
Painted Block	8	2	N/A	N/A	N/A	N/A	0	8	208	13	243	220	0.80	2	-0.87	3	East Wall #1
Painted Block	9	1	N/A	N/A	N/A	N/A	0	8	240	13	291	220	0.80	2	-0.87	3	East Wall #1
Painted Block	9	2	N/A	N/A	N/A	N/A	2	8	224	13	261	200	-0.66	2	-2.22	3	East Wall #1
Painted Block	10	1	N/A	N/A	N/A	N/A	0	8	283	13	325	225	0.80	2	0.48	3	East Wall #1
Painted Block	10	2	N/A	N/A	N/A	N/A	1	8	204	13	247	200	0.80	2	-0.87	3	East Wall #1

# Blairsville Decommissioning Survey Form #003

Survey Serial #:	01-468
Survey Section:	1
Survey Unit:	40A
Survey Sub-unit:	1

Alpha Survey Instruments				
Inst. S/N	Inst. Code	Eff. %	Corr. Fac.	Bkg. CPM
1588	8	20.6	4.85	1


Beta Survey Instruments				
Inst. S/N	Inst. Code	Eff. %	Corr. Fac.	Bkg. CPM
1601	13	34	2.94	241

Gamma or Beta/Gamma Instruments			
Inst. S/N	Inst. Code	Bkg.	Detection Type
234	23	6	Gamma
1522	22	0.018	Beta / Gamma

Classification:	5
Survey Type:	Lower
Survey Date:	1/4/96
Count Date:	3/5/96

Alpha Counting Instruments				
Inst. S/N	Inst. Code	Eff. %	Corr. Fac.	Bkg. CPM
13295	2	32.38	3.09	0.23

Beta Counting Instruments				
Inst. S/N	Inst. Code	Eff. %	Corr. Fac.	Bkg. CPM
13295	3	35.92	2.78	1.58

Surveyor:	A. V. Taylor / C. Vergari
Signature:	

Surface Description	Coordinates		Gamma at 1m uR/hr	Gamma Inst. Code	Beta/Gamma Contact mR/hr	Beta/Gamma Code	Contact Gross 1 min. Count Alpha	Alpha Inst. Code	Contact Gross 1 min. Count Beta	Beta Inst. Code	Scan Contact Gross CPM		Removable DPM/100 cm2 Alpha	Alpha Count Code	Removable DPM/100 cm2 Beta	Beta Count Code	Comments
	X	Y									Max Beta	Avg Beta					
	Painted Block	11									1	N/A					
Painted Block	11	2	N/A	N/A	N/A	N/A	2	8	192	13	286	200	3.71	2	1.82	3	East Wall #1
Painted Block	11.5	1	N/A	N/A	N/A	N/A	1	8	200	13	270	220	0.80	2	0.48	3	East Wall #1
Painted Block	11.5	2	N/A	N/A	N/A	N/A	1	8	187	13	243	170	0.80	2	0.48	3	East Wall #1
Painted concrete	1	1	N/A	N/A	N/A	N/A	1	8	301	13	389	240	-0.66	2	4.51	3	South wall #1
Painted concrete	1	2	N/A	N/A	N/A	N/A	0	8	265	13	303	230	-0.66	2	0.48	3	South wall #1
Painted concrete	2	1	N/A	N/A	N/A	N/A	1	8	274	13	317	250	-0.66	2	-0.87	3	South wall #1
Painted concrete	2	2	N/A	N/A	N/A	N/A	1	8	278	13	298	180	-0.66	2	-3.56	3	South wall #1
Painted concrete	3.6	1	N/A	N/A	N/A	N/A	2	8	259	13	285	240	0.80	2	0.48	3	South wall #1
Painted concrete	3.6	2	N/A	N/A	N/A	N/A	0	8	305	13	351	250	-0.66	2	-0.87	3	South wall #1



**LB5100-W Low Background Counting System -- Smear Analysis**

Date: 3/5/96  
 Counting Unit id: 1  
 Data file name: C:\LBXL\UNIT1\B01-468.XLD  
 Batch Ended: 3/5/96 10:10  
 Crosstalk Correction: Not Applied

Alpha activity action level (DPM): 20.00  
 Beta activity action level (DPM): 200.00  
 Certainty level for MDA and flags: 95.00%  
 High Voltage Setting: 1440

Application Revision: 3  
 Application Version: Standard

Alpha efficiency log file: th230ab  
 Alpha Efficiency: 34.34%  
 Alpha to Beta Crosstalk: 23.95%  
 Alpha Background (CPM): 0.226666667  
 Alpha Correction Factor: 1.000

Beta efficiency log file: tc99ab  
 Beta Efficiency: 37.14%  
 Beta into Alpha Crosstalk: 0.17%  
 Beta Background (CPM): 1.823333333  
 Beta Correction Factor: 1.000

Batch ID: Blairsville 1-40A-1

Carrier	Alpha Activity				Beta Activity				Count time (min)	Alpha CPM	Beta CPM	Completion Date - Time
	DPM	$\sigma$	flags	MDA	DPM	$\sigma$	flags	MDA				
1	-0.660	1.46	<MDA	7.18	5.86	3.82	<AL	12.13	2.00	-0.227	2.18	3/5/96 8:09
2	-0.660	1.46	<MDA	7.18	-2.22	1.92	<MDA	12.13	2.00	-0.227	-0.82	3/5/96 8:11
3	-0.660	1.46	<MDA	7.18	1.82	3.02	<MDA	12.13	2.00	-0.227	0.68	3/5/96 8:13
4	0.796	1.46	<MDA	7.18	-0.87	2.34	<MDA	12.13	2.00	0.273	-0.32	3/5/96 8:16
5	0.796	1.46	<MDA	7.18	1.82	3.02	<MDA	12.13	2.00	0.273	0.68	3/5/96 8:18
6	-0.660	1.46	<MDA	7.18	-0.87	2.34	<MDA	12.13	2.00	-0.227	-0.32	3/5/96 8:20
7	-0.660	1.46	<MDA	7.18	-0.87	2.34	<MDA	12.13	2.00	-0.227	-0.32	3/5/96 8:22
8	-0.660	1.46	<MDA	7.18	1.82	3.02	<MDA	12.13	2.00	-0.227	0.68	3/5/96 8:24
9	-0.660	1.46	<MDA	7.18	-0.87	2.34	<MDA	12.13	2.00	-0.227	-0.32	3/5/96 8:27
10	-0.660	1.46	<MDA	7.18	-0.87	2.34	<MDA	12.13	2.00	-0.227	-0.32	3/5/96 8:29
11	0.796	1.46	<MDA	7.18	-3.56	1.36	<MDA	12.13	2.00	0.273	-1.32	3/5/96 8:31
12	-0.660	1.46	<MDA	7.18	-3.56	1.36	<MDA	12.13	2.00	-0.227	-1.32	3/5/96 8:33
13	-0.660	1.46	<MDA	7.18	-2.22	1.92	<MDA	12.13	2.00	-0.227	-0.82	3/5/96 8:35
14	-0.660	1.46	<MDA	7.18	-0.87	2.34	<MDA	12.13	2.00	-0.227	-0.32	3/5/96 8:38
15	-0.660	1.46	<MDA	7.18	-0.87	2.34	<MDA	12.13	2.00	-0.227	-0.32	3/5/96 8:40
16	-0.660	1.46	<MDA	7.18	-3.56	1.36	<MDA	12.13	2.00	-0.227	-1.32	3/5/96 8:42
17	0.796	1.46	<MDA	7.18	-3.56	1.36	<MDA	12.13	2.00	0.273	-1.32	3/5/96 8:44
18	0.796	1.46	<MDA	7.18	0.48	2.70	<MDA	12.13	2.00	0.273	0.18	3/5/96 8:46
19	-0.660	1.46	<MDA	7.18	3.17	3.31	<MDA	12.13	2.00	-0.227	1.18	3/5/96 8:49
20	0.796	1.46	<MDA	7.18	-0.87	2.34	<MDA	12.13	2.00	0.273	-0.32	3/5/96 8:51
21	2.252	2.06	<AL	7.18	-4.91	1.36	<MDA	12.13	2.00	0.773	-1.82	3/5/96 8:53
22	-0.660	1.46	<MDA	7.18	0.48	2.70	<MDA	12.13	2.00	-0.227	0.18	3/5/96 8:55
23	-0.660	1.46	<MDA	7.18	5.86	3.82	<AL	12.13	2.00	-0.227	2.18	3/5/96 8:57
24	0.796	1.46	<MDA	7.18	0.48	2.70	<MDA	12.13	2.00	0.273	0.18	3/5/96 9:00

**LB5100-W Low Background Counting System -- Smear Analysis**

Date: 3/5/96  
 Counting Unit id: 1  
 Data file name: C:\LBXL\UNIT1\B01-468.XLD  
 Batch Ended: 3/5/96 10:10  
 Crosstalk Correction: Not Applied

Alpha activity action level (DPM): 20.00  
 Beta activity action level (DPM): 200.00  
 Certainty level for MDA and flags: 95.00%  
 High Voltage Setting: 1440

Application Revision: 3  
 Application Version: Standard

Alpha efficiency log file: th230ab  
 Alpha Efficiency: 34.34%  
 Alpha to Beta Crosstalk: 23.95%  
 Alpha Background (CPM): 0.22666667  
 Alpha Correction Factor: 1.000

Beta efficiency log file: tc99ab  
 Beta Efficiency: 37.14%  
 Beta into Alpha Crosstalk: 0.17%  
 Beta Background (CPM): 1.823333333  
 Beta Correction Factor: 1.000

Batch ID: Blairsville 1-40A-1

Carrier	Alpha Activity				Beta Activity				Count time (min)	Alpha CPM	Beta CPM	Completion Date - Time
	DPM	$\sigma$	flags	MDA	DPM	$\sigma$	flags	MDA				
25	-0.660	1.46	<MDA	7.18	-4.91	1.36	<MDA	12.13	2.00	-0.227	-1.82	3/5/96 9:02
26	-0.660	1.46	<MDA	7.18	-0.87	2.34	<MDA	12.13	2.00	-0.227	-0.32	3/5/96 9:04
27	-0.660	1.46	<MDA	7.18	-3.56	1.36	<MDA	12.13	2.00	-0.227	-1.32	3/5/96 9:06
28	-0.660	1.46	<MDA	7.18	0.48	2.70	<MDA	12.13	2.00	-0.227	0.18	3/5/96 9:08
29	-0.660	1.46	<MDA	7.18	-0.87	2.34	<MDA	12.13	2.00	-0.227	-0.32	3/5/96 9:11
30	3.708	2.52	<AL	7.18	-2.22	1.92	<MDA	12.13	2.00	1.273	-0.82	3/5/96 9:13
31	-0.660	1.46	<MDA	7.18	4.51	3.57	<AL	12.13	2.00	-0.227	1.68	3/5/96 9:15
32	0.796	1.46	<MDA	7.18	0.48	2.70	<MDA	12.13	2.00	0.273	0.18	3/5/96 9:17
33	0.796	1.46	<MDA	7.18	3.17	3.31	<MDA	12.13	2.00	0.273	1.18	3/5/96 9:20
34	-0.660	1.46	<MDA	7.18	-0.87	2.34	<MDA	12.13	2.00	-0.227	-0.32	3/5/96 9:22
35	-0.660	1.46	<MDA	7.18	-2.22	1.92	<MDA	12.13	2.00	-0.227	-0.82	3/5/96 9:24
36	-0.660	1.46	<MDA	7.18	-3.56	1.36	<MDA	12.13	2.00	-0.227	-1.32	3/5/96 9:26
37	-0.660	1.46	<MDA	7.18	-2.22	1.92	<MDA	12.13	2.00	-0.227	-0.82	3/5/96 9:28
38	-0.660	1.46	<MDA	7.18	3.17	3.31	<MDA	12.13	2.00	-0.227	1.18	3/5/96 9:30
39	-0.660	1.46	<MDA	7.18	-0.87	2.34	<MDA	12.13	2.00	-0.227	-0.32	3/5/96 9:33
40	-0.660	1.46	<MDA	7.18	1.82	3.02	<MDA	12.13	2.00	-0.227	0.68	3/5/96 9:35
41	-0.660	1.46	<MDA	7.18	-2.22	1.92	<MDA	12.13	2.00	-0.227	-0.82	3/5/96 9:37
42	0.796	1.46	<MDA	7.18	-0.87	2.34	<MDA	12.13	2.00	0.273	-0.32	3/5/96 9:39
43	0.796	1.46	<MDA	7.18	-0.87	2.34	<MDA	12.13	2.00	0.273	-0.32	3/5/96 9:42
44	-0.660	1.46	<MDA	7.18	-2.22	1.92	<MDA	12.13	2.00	-0.227	-0.82	3/5/96 9:44
45	0.796	1.46	<MDA	7.18	0.48	2.70	<MDA	12.13	2.00	0.273	0.18	3/5/96 9:46
46	0.796	1.46	<MDA	7.18	-0.87	2.34	<MDA	12.13	2.00	0.273	-0.32	3/5/96 9:48
47	-0.660	1.46	<MDA	7.18	-3.56	1.36	<MDA	12.13	2.00	-0.227	-1.32	3/5/96 9:50
48	3.708	2.52	<AL	7.18	1.82	3.02	<MDA	12.13	2.00	1.273	0.68	3/5/96 9:53

**LB5100-W Low Background Counting System – Smear Analysis**

Date: 3/5/96  
 Counting Unit id: 1  
 Data file name: C:\LBXL\UNIT1\B01-468.XLD  
 Batch Ended: 3/5/96 10:10  
 Crosstalk Correction: Not Applied

Alpha activity action level (DPM): 20.00  
 Beta activity action level (DPM): 200.00  
 Certainty level for MDA and flags: 95.00%  
 High Voltage Setting: 1440

Application Revision: 3  
 Application Version: Standard

Batch ID: Blairsville 1-40A-1

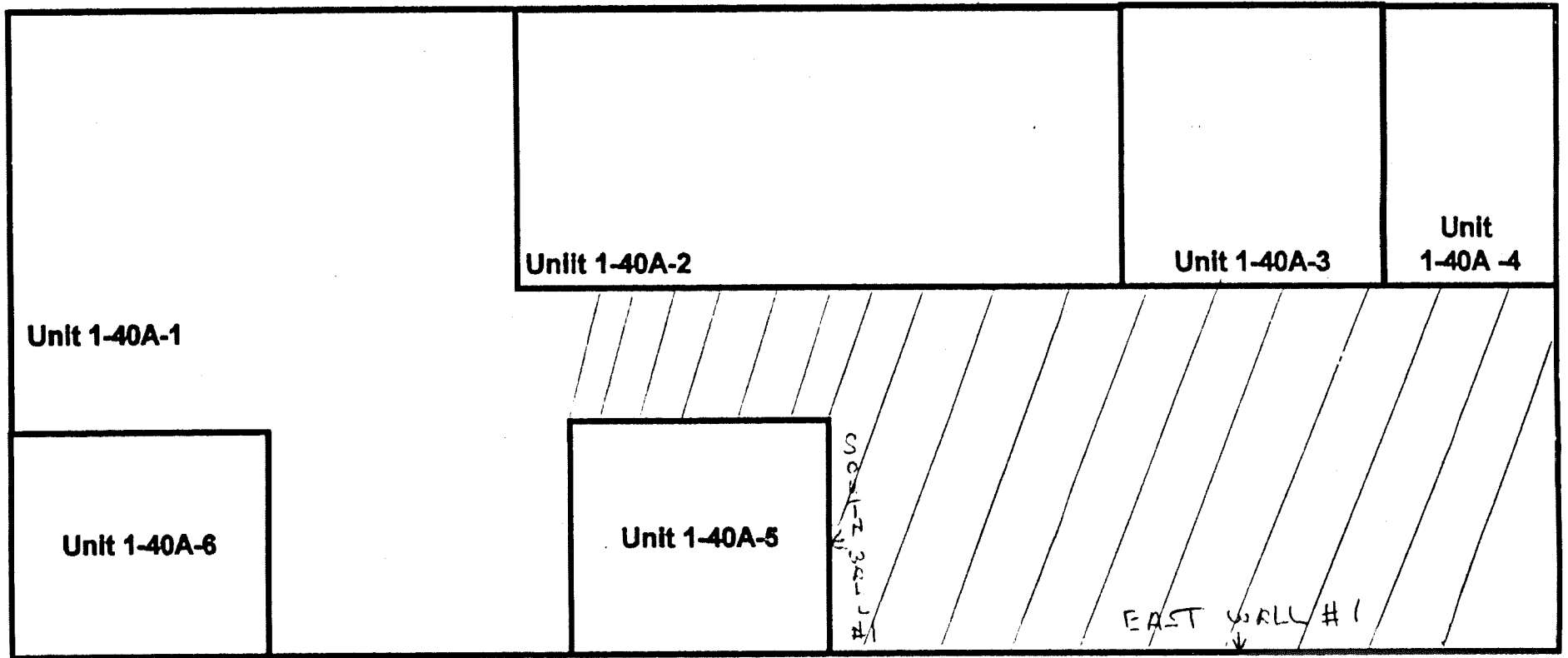
Carrier	Alpha Activity				Beta Activity				Count time (min)	Alpha CPM	Beta CPM	Completion Date - Time
	DPM	$\sigma$	flags	MDA	DPM	$\sigma$	flags	MDA				
49	0.796	1.46	<MDA	7.18	0.48	2.70	<MDA	12.13	2.00	0.273	0.18	3/5/96 9:55
50	0.796	1.46	<MDA	7.18	0.48	2.70	<MDA	12.13	2.00	0.273	0.18	3/5/96 9:57
51	-0.660	1.46	<MDA	7.18	4.51	3.57	<AL	12.13	2.00	-0.227	1.68	3/5/96 9:59
52	-0.660	1.46	<MDA	7.18	0.48	2.70	<MDA	12.13	2.00	-0.227	0.18	3/5/96 10:01
53	-0.660	1.46	<MDA	7.18	-0.87	2.34	<MDA	12.13	2.00	-0.227	-0.32	3/5/96 10:04
54	-0.660	1.46	<MDA	7.18	-3.56	1.36	<MDA	12.13	2.00	-0.227	-1.32	3/5/96 10:06
55	0.796	1.46	<MDA	7.18	0.48	2.70	<MDA	12.13	2.00	0.273	0.18	3/5/96 10:08
56	-0.660	1.46	<MDA	7.18	-0.87	2.34	<MDA	12.13	2.00	-0.227	-0.32	3/5/96 10:10

Alpha efficiency log file: th230ab Alpha Efficiency: 34.34% Alpha to Beta Crosstalk: 23.95% Alpha Background (CPM): 0.226666667 Alpha Correction Factor: 1.000
Beta efficiency log file: tc99ab Beta Efficiency: 37.14% Beta into Alpha Crosstalk: 0.17% Beta Background (CPM): 1.823333333 Beta Correction Factor: 1.000

S. 101-468

DATE: 1-4-96

# UNIT 1-40A (Main Floor)



# Blairsville Decommissioning Survey Form #003

Survey Serial #:	01-469
------------------	--------

Survey Section:	1
-----------------	---

Survey Unit:	40A
--------------	-----

Survey Sub-unit:	1
------------------	---

Classification:	5
-----------------	---

Survey Type:	Lower
--------------	-------

Survey Date:	1/9/96
--------------	--------

Count Date:	3/12/96
-------------	---------

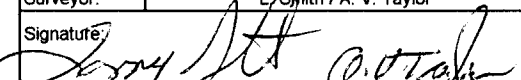
Alpha Survey Instruments				
Inst. S/N	Inst. Code	Eff. %	Corr. Fac.	Bkg. CPM
1588	8	20.6	4.85	3

Beta Survey Instruments				
Inst. S/N	Inst. Code	Eff. %	Corr. Fac.	Bkg. CPM
1601	13	34	2.94	256

Gamma or Beta/Gamma Instruments			
Inst. S/N	Inst. Code	Bkg.	Detection Type
234	23	6	Gamma
1522	22	0.01	Beta / Gamma

Alpha Counting Instruments				
Inst. S/N	Inst. Code	Eff. %	Corr. Fac.	Bkg. CPM
13295	2	32.38	3.09	0.23

Beta Counting Instruments				
Inst. S/N	Inst. Code	Eff. %	Corr. Fac.	Bkg. CPM
13295	3	35.92	2.78	1.58

Surveyor:	L. Smith / A. V. Taylor
Signature:	

Surface Description	Coordinates		Gamma at 1m uR/hr	Gamma Inst. Code	Beta/Gamma Contact mR/hr	Beta/Gamma Code	Contact Gross 1 min. Count Alpha	Alpha Inst. Code	Contact Gross 1 min. Count Beta	Beta Inst. Code	Scan Contact Gross CPM		Removable DPM/100 cm <sup>2</sup> Alpha	Alpha Count Code	Removable DPM/100 cm <sup>2</sup> Beta	Beta Count Code	Comments
	X	Y									Max Beta	Avg Beta					
	Painted Block	0.3									1	N/A					
Painted Block	0.3	2	N/A	N/A	N/A	N/A	2	8	280	13	360	240	0.80	2	1.82	3	West Wall #1
Painted Block	3	0.5	N/A	N/A	N/A	N/A	2	8	275	13	364	230	-0.66	2	-3.56	3	West Wall #1
Painted Block	3	1.5	N/A	N/A	N/A	N/A	2	8	270	13	360	270	2.25	2	1.82	3	West Wall #1
Painted Block	4	1	N/A	N/A	N/A	N/A	0	8	219	13	355	220	3.71	2	5.86	3	Partial wall vent
Painted Block	4	2	N/A	N/A	N/A	N/A	0	8	287	13	327	230	-0.66	2	0.48	3	Partial wall vent
Painted Block	5	0.5	N/A	N/A	N/A	N/A	1	8	282	13	347	240	0.80	2	1.82	3	West Wall #1
Painted Block	5	1.5	N/A	N/A	N/A	N/A	4	8	304	13	372	250	2.25	2	-0.87	3	West Wall #1
Painted Block	6	1	N/A	N/A	N/A	N/A	1	8	247	13	341	240	-0.66	2	-2.22	3	West Wall #1
Painted Block	6	2	N/A	N/A	N/A	N/A	1	8	310	13	376	280	2.25	2	-0.87	3	West Wall #1
Painted Block	7	0.5	N/A	N/A	N/A	N/A	1	8	305	13	376	230	-0.66	2	-3.56	3	West Wall #1
Painted Block	7	1.5	N/A	N/A	N/A	N/A	1	8	292	13	295	220	-0.66	2	-2.22	3	Partial Wall vent
Painted Block	8	1	N/A	N/A	N/A	N/A	1	8	286	13	344	230	-0.66	2	-3.56	3	Partial Wall vent
Painted Block	8	2	N/A	N/A	N/A	N/A	0	8	243	13	361	250	0.80	2	1.82	3	Partial Wall vent
Painted Block	9	0.5	N/A	N/A	N/A	N/A	2	8	287	13	355	240	-0.66	2	3.17	3	Partial Wall vent
Painted Block	9	1.5	N/A	N/A	N/A	N/A	3	8	227	13	331	230	-0.66	2	7.21	3	Partial Wall vent
Painted Block	10	0.5	N/A	N/A	N/A	N/A	1	8	285	13	344	260	-0.66	2	1.82	3	Partial Wall vent
Painted Block	10	1.5	N/A	N/A	N/A	N/A	2	8	281	13	361	250	-0.66	2	-3.56	3	Partial Wall vent
Painted Block	11	1	N/A	N/A	N/A	N/A	0	8	289	13	397	290	0.80	2	-3.56	3	Partial Wall vent
Painted Block	11	2	N/A	N/A	N/A	N/A	1	8	284	13	328	240	0.80	2	-2.22	3	Partial Wall vent
Painted Block	12	0.5	N/A	N/A	N/A	N/A	2	8	259	13	394	240	-0.66	2	0.48	3	West Wall #1
Painted Block	12	1.5	N/A	N/A	N/A	N/A	0	8	246	13	342	230	0.80	2	-0.87	3	West Wall #1
Painted Block	13	1	N/A	N/A	N/A	N/A	1	8	302	13	342	270	2.25	2	3.17	3	West Wall #1

# Blairsville Decommissioning Survey Form #003

Survey Serial #:	01-469
------------------	--------

Alpha Survey Instruments				
Inst. S/N	Inst. Code	Eff. %	Corr. Fac.	Bkg. CPM
1588	8	20.6	4.85	3

Beta Survey Instruments				
Inst. S/N	Inst. Code	Eff. %	Corr. Fac.	Bkg. CPM
1601	13	34	2.94	256


Gamma or Beta/Gamma Instruments			
Inst. S/N	Inst. Code	Bkg.	Detection Type
234	23	6	Gamma
1522	22	0.01	Beta / Gamma

Classification:	5
Survey Type:	Lower

Alpha Counting Instruments				
Inst. S/N	Inst. Code	Eff. %	Corr. Fac.	Bkg. CPM
13295	2	32.38	3.09	0.23

Beta Counting Instruments				
Inst. S/N	Inst. Code	Eff. %	Corr. Fac.	Bkg. CPM
13295	3	35.92	2.78	1.58

Survey Date:	1/9/96
Count Date:	3/12/96

Surveyor:	L. Smith / A. V. Taylor
Signature:	

Surface Description	Coordinates		Gamma at 1m	Gamma Inst	Beta/Gamma Contact	Beta/Gamma Code	Contact Gross 1 min Count	Alpha Inst	Contact Gross 1 min Count	Beta Inst	Scan Contact Gross CPM		Removable DPM/100 cm2	Alpha Count	Removable DPM/100 cm2	Beta Count	Comments
	X	Y	uR/hr	Code	mR/hr	Code	Alpha	Beta	Code	Code	Max Beta	Avg Beta	Alpha	Code	Beta	Code	
Painted Block	13	2	N/A	N/A	N/A	N/A	0	8	299	13	351	290	-0.66	2	0.48	3	West Wall #1
Painted Block	14	05	N/A	N/A	N/A	N/A	2	8	261	13	364	230	0.80	2	-0.87	3	West Wall #1
Painted Block	14	15	N/A	N/A	N/A	N/A	1	8	262	13	326	230	2.25	2	-3.56	3	West Wall #1
Painted Block	15	1	N/A	N/A	N/A	N/A	1	8	336	13	359	280	-0.66	2	-2.22	3	West Wall #1
Painted Block	15	2	N/A	N/A	N/A	N/A	1	8	350	13	450	350	-0.66	2	-3.56	3	West Wall #1
Painted Block	16	05	N/A	N/A	N/A	N/A	1	8	339	13	350	270	0.80	2	-3.56	3	West Wall #1
Painted Block	16	15	N/A	N/A	N/A	N/A	4	8	335	13	389	260	-0.66	2	1.82	3	West Wall #1
Painted Concrete	05	05	N/A	N/A	N/A	N/A	1	8	270	13	321	240	0.80	2	3.17	3	East Wall #2
Painted Concrete	15	15	N/A	N/A	N/A	N/A	0	8	264	13	304	230	2.25	2	-0.87	3	East Wall #2
Painted Concrete	15	1	N/A	N/A	N/A	N/A	1	8	261	13	307	250	-0.66	2	5.86	3	East Wall #2
Painted Concrete	15	2	N/A	N/A	N/A	N/A	1	8	247	13	355	250	0.80	2	-0.87	3	East Wall #2
Painted Concrete	25	05	N/A	N/A	N/A	N/A	3	8	246	13	295	230	-0.66	2	-0.87	3	East Wall #2
Painted Concrete	25	15	N/A	N/A	N/A	N/A	1	8	257	13	359	240	-0.66	2	-0.87	3	East Wall #2
Painted Concrete	35	1	N/A	N/A	N/A	N/A	1	8	227	13	298	210	-0.66	2	0.48	3	East Wall #2
Painted Concrete	35	2	N/A	N/A	N/A	N/A	1	8	273	13	349	210	-0.66	2	-2.22	3	East Wall #2
Painted Concrete	05	1	N/A	N/A	N/A	N/A	3	8	255	13	360	240	-0.66	2	4.51	3	North Wall #1
Painted Concrete	05	2	N/A	N/A	N/A	N/A	7	8	269	13	324	220	0.80	2	-2.22	3	North Wall #1
Painted Concrete	15	05	N/A	N/A	N/A	N/A	1	8	273	13	329	260	0.80	2	4.51	3	North Wall #1
Painted Concrete	15	15	N/A	N/A	N/A	N/A	1	8	270	13	368	240	0.80	2	9.90	3	North Wall #1
Painted Concrete	25	1	N/A	N/A	N/A	N/A	3	8	244	13	312	220	-0.66	2	5.86	3	North Wall #1
Painted Concrete	25	2	N/A	N/A	N/A	N/A	0	8	265	13	321	210	0.80	2	3.17	3	North Wall #1
Painted Concrete	35	05	N/A	N/A	N/A	N/A	4	8	253	13	347	230	0.80	2	-0.87	3	North Wall #1
Painted Concrete	35	15	N/A	N/A	N/A	N/A	1	8	255	13	305	210	0.80	2	-0.87	3	North Wall #1

# Blairsville Decommissioning Survey Form #003

Survey Serial #:	01-469
Survey Section:	1
Survey Unit:	40A
Survey Sub-unit:	1

Alpha Survey Instruments				
Inst. S/N	Inst. Code	Eff. %	Corr. Fac.	Bkg. CPM
1588	8	20.6	4.85	3


Beta Survey Instruments				
Inst. S/N	Inst. Code	Eff. %	Corr. Fac.	Bkg. CPM
1601	13	34	2.94	256

Gamma or Beta/Gamma Instruments			
Inst. S/N	Inst. Code	Bkg.	Detection Type
234	23	6	Gamma
1522	22	0.01	Beta / Gamma

Classification:	5
Survey Type:	Lower

Alpha Counting Instruments				
Inst. S/N	Inst. Code	Eff. %	Corr. Fac.	Bkg. CPM
13295	2	32.38	3.09	0.23

Beta Counting Instruments				
Inst. S/N	Inst. Code	Eff. %	Corr. Fac.	Bkg. CPM
13295	3	35.92	2.78	1.58

Surveyor:	L. Smith / A. V. Taylor
Signature:	

Surface Description	Coordinates		Gamma at 1m	Gamma Inst.	Beta/Gamma Contact	Beta/Gamma Gamma	Contact Gross 1 min. Count	Alpha Inst.	Contact Gross 1 min. Count	Beta Inst.	Scan Contact Gross CPM		Removable DPM/100 cm2	Alpha Count	Removable DPM/100 cm2	Beta Count	Comments
	X	Y	uR/hr	Code	mR/hr	Code	Alpha	Code	Beta	Code	Max Beta	Avg Beta	Alpha	Code	Beta	Code	
	Painted block	1	1	N/A	N/A	N/A	N/A	3	8	216	13	338	210	-0.66	2	-3.56	
Painted block	1	2	N/A	N/A	N/A	N/A	2	8	199	13	259	180	-0.66	2	0.48	3	East Wall #3
Painted block	2	0.5	N/A	N/A	N/A	N/A	2	8	221	13	327	200	0.80	2	3.17	3	East Wall #3
Painted block	2	1.5	N/A	N/A	N/A	N/A	3	8	235	13	302	210	2.25	2	5.86	3	East Wall #3
Painted block	3	1	N/A	N/A	N/A	N/A	1	8	261	13	339	250	-0.66	2	4.51	3	East Wall #3
Painted block	3	2	N/A	N/A	N/A	N/A	2	8	207	13	362	220	-0.66	2	-0.87	3	East Wall #3
Painted block	4	0.5	N/A	N/A	N/A	N/A	1	8	263	13	365	230	-0.66	2	-0.87	3	East Wall #3
Painted block	4	1.5	N/A	N/A	N/A	N/A	3	8	283	13	307	230	-0.66	2	-2.22	3	East Wall #3
Painted block	5	1	N/A	N/A	N/A	N/A	4	8	217	13	336	200	2.25	2	-2.22	3	East Wall #3
Painted block	5	2	N/A	N/A	N/A	N/A	0	8	212	13	333	220	-0.66	2	0.48	3	East Wall #3
Painted block	6	0.5	N/A	N/A	N/A	N/A	5	8	214	13	287	210	2.25	2	3.17	3	East Wall #3
Painted block	6	1.5	N/A	N/A	N/A	N/A	1	8	231	13	337	190	-0.66	2	0.48	3	East Wall #3
Painted block	1	1	N/A	N/A	N/A	N/A	1	8	354	13	372	290	-0.66	2	3.17	3	East Wall #3
Painted block	1	2	N/A	N/A	N/A	N/A	0	8	289	13	423	290	-0.66	2	-3.56	3	East Wall #3
Painted block	2	0.5	N/A	N/A	N/A	N/A	0	8	333	13	431	300	2.25	2	-0.87	3	South Wall #2
Painted block	2	1.5	N/A	N/A	N/A	N/A	2	8	345	13	465	330	0.80	2	-0.87	3	South Wall #2
Painted block	3	1	N/A	N/A	N/A	N/A	0	8	278	13	418	310	-0.66	2	-2.22	3	South Wall #2
Painted block	3	2	N/A	N/A	N/A	N/A	0	8	312	13	388	280	-0.66	2	1.82	3	South Wall #2
Painted block	0.3	1	N/A	N/A	N/A	N/A	2	8	301	13	377	260	-0.66	2	1.82	3	East Wall #4
Painted block	0.3	2	N/A	N/A	N/A	N/A	2	8	324	13	331	300	-0.66	2	5.86	3	East Wall #4
Painted block	2	0.5	N/A	N/A	N/A	N/A	0	8	338	13	356	290	-0.66	2	3.17	3	East Wall #4
Painted block	2	1.5	N/A	N/A	N/A	N/A	0	8	329	13	440	310	-0.66	2	0.48	3	East Wall #4
Painted block	3	1	N/A	N/A	N/A	N/A	2	8	307	13	431	270	0.80	2	1.82	3	East Wall #4

# Blairsville Decommissioning Survey Form #003

Survey Serial #: **01-469**

Survey Section: **1**  
 Survey Unit: **40A**  
 Survey Sub-unit: **1**

Classification: **5**  
 Survey Type: **Lower**

Survey Date: **1/9/96**  
 Count Date: **3/12/96**


Alpha Survey Instruments				
Inst. S/N	Inst. Code	Eff. %	Corr. Fac.	Bkg. CPM
1588	8	20.6	4.85	3

Alpha Counting Instruments				
Inst. S/N	Inst. Code	Eff. %	Corr. Fac.	Bkg. CPM
13295	2	32.38	3.09	0.23

Beta Survey Instruments				
Inst. S/N	Inst. Code	Eff. %	Corr. Fac.	Bkg. CPM
1601	13	34	2.94	256

Beta Counting Instruments				
Inst. S/N	Inst. Code	Eff. %	Corr. Fac.	Bkg. CPM
13295	3	35.92	2.78	1.58

Gamma or Beta/Gamma Instruments			
Inst. S/N	Inst. Code	Bkg.	Detection Type
234	23	6	Gamma
1522	22	0.01	Beta / Gamma

Surveyor: **L. Smith / A. V. Taylor**  
 Signature: 

Surface Description	Coordinates		Gamma	Gamma	Beta/Gamma	Beta/	Contact Gross	Alpha	Contact Gross	Beta	Scan Contact		Removable	Alpha	Removable	Beta	Comments
			at 1m	Inst	Contact	Gamma	1 min Count	Inst	1 min Count	Inst	Gross CPM		DPM/100 cm2	Count	DPM/100 cm2	Count	
	uR/hr	Code	mR/hr	Code	Code	Code	Code	Code	Code	Code	Max Beta	Avg Beta	Alpha	Code	Beta	Code	
Painted block	3	2	N/A	N/A	N/A	N/A	1	8	305	13	396	290	-0.66	2	-0.87	3	East Wall #4
Painted block	4	05	N/A	N/A	N/A	N/A	1	8	320	13	360	270	-0.66	2	0.48	3	East Wall #4
Painted block	4	15	N/A	N/A	N/A	N/A	1	8	317	13	450	310	0.80	2	0.48	3	East Wall #4
Painted concrete	1	-17	6	23	0.01	22	2	8	329	13	471	300	0.80	2	1.82	3	Floor
Painted concrete	2	-17	6	23	0.012	22	1	8	398	13	388	350	0.80	2	3.17	3	Floor
Painted concrete	3	-17	6	23	0.012	22	2	8	354	13	464	330	0.80	2	-0.87	3	Floor
Painted concrete	4	-17	6	23	0.01	22	0	8	373	13	336	320	-0.66	2	-3.56	3	Floor
Painted concrete	5	-17	6	23	0.011	22	0	8	349	13	350	310	-0.66	2	-3.56	3	Floor
Painted concrete	6	-17	6	23	0.009	22	0	8	351	13	397	320	-0.66	2	0.48	3	Floor
Painted concrete	0	-18	6	23	0.009	22	0	8	385	13	389	350	-0.66	2	-2.22	3	Floor
Painted concrete	1	-18	6	23	0.007	22	1	8	369	13	339	320	-0.66	2	-2.22	3	Floor
Painted concrete	2	-18	6	23	0.01	22	0	8	366	13	413	340	-0.66	2	-0.87	3	Floor
Painted concrete	3	-18	6	23	0.013	22	1	8	369	13	490	350	0.80	2	-3.56	3	Floor
Painted concrete	4	-18	5	23	0.009	22	0	8	388	13	432	330	0.80	2	-2.22	3	Floor
Painted concrete	5	-18	6	23	0.009	22	2	8	391	13	511	400	-0.66	2	1.82	3	Floor
Painted concrete	6	-18	6	23	0.008	22	2	8	375	13	427	350	-0.66	2	-3.56	3	Floor
Painted concrete	0	-19	6	23	0.012	22	1	8	349	13	415	290	-0.66	2	-0.87	3	Floor
Painted concrete	1	-19	6	23	0.013	22	1	8	356	13	450	340	-0.66	2	-3.56	3	Floor
Painted concrete	2	-19	6	23	0.011	22	0	8	316	13	439	310	-0.66	2	0.48	3	Floor
Painted concrete	3	-19	6	23	0.013	22	2	8	360	13	360	280	-0.66	2	8.55	3	Floor
Painted concrete	4	-19	6	23	0.012	22	1	8	370	13	436	290	2.25	2	0.48	3	Floor
Painted concrete	5	-19	6	23	0.009	22	1	8	378	13	402	330	0.80	2	-2.22	3	Floor
Painted concrete	6	-19	6	23	0.012	22	3	8	334	13	364	320	-0.66	2	-0.87	3	Floor



# Blairsville Decommissioning Survey Form #003

Survey Serial #: 01-469

Alpha Survey Instruments				
Inst. S/N	Inst. Code	Eff. %	Corr. Fac.	Bkg. CPM
1588	8	20.6	4.85	3

Beta Survey Instruments				
Inst. S/N	Inst. Code	Eff. %	Corr. Fac.	Bkg. CPM
1601	13	34	2.94	256

Gamma or Beta/Gamma Instruments			
Inst. S/N	Inst. Code	Bkg.	Detection Type
234	23	6	Gamma
1522	22	0.01	Beta / Gamma

Classification: 5  
Survey Type: Lower

Alpha Counting Instruments				
Inst. S/N	Inst. Code	Eff. %	Corr. Fac.	Bkg. CPM
13295	2	32.38	3.09	0.23

Beta Counting Instruments				
Inst. S/N	Inst. Code	Eff. %	Corr. Fac.	Bkg. CPM
13295	3	35.92	2.78	1.58

Survey Date: 1/9/96  
Count Date: 3/12/96

Surveyor: L. Smith / A. V. Taylor  
Signature: *[Handwritten Signature]*

Surface Description	Coordinates		Gamma at 1m	Gamma Inst.	Beta/Gamma Contact	Beta/Gamma Code	Contact Gross 1 min. Count	Alpha Inst.	Contact Gross 1 min. Count	Beta Inst.	Scan Contact Gross CPM		Removable DPM/100 cm2	Alpha Count	Removable DPM/100 cm2	Beta Count	Comments
	X	Y	uR/hr	Code	mR/hr	Code	Alpha	Code	Beta	Code	Max Beta	Avg Beta	Alpha	Code	Beta	Code	
Painted concrete	0	-20	6	23	0.009	22	3	8	336	13	417	340	0.80	2	1.82	3	Floor
Painted concrete	1	-20	6	23	0.008	22	1	8	343	13	390	280	-0.66	2	0.48	3	Floor
Painted concrete	2	-20	6	23	0.011	22	0	8	380	13	400	320	-0.66	2	-3.56	3	Floor
Painted concrete	3	-20	6	23	0.013	22	1	8	335	13	422	340	-0.66	2	-2.22	3	Floor
Painted concrete	4	-20	5	23	0.008	22	2	8	367	13	409	310	-0.66	2	-3.56	3	Floor
Painted concrete	5	-20	5	23	0.009	22	4	8	352	13	433	290	-0.66	2	-0.87	3	Floor
Painted concrete	6	-20	7	23	0.01	22	1	8	308	13	480	320	-0.66	2	-2.22	3	Floor
Painted concrete	0	-21	6	23	0.016	22	0	8	316	13	418	310	0.80	2	-0.87	3	Floor
Painted concrete	1	-21	5	23	0.013	22	1	8	373	13	385	310	-0.66	2	-0.87	3	Floor
Painted concrete	2	-21	5	23	0.008	22	0	8	348	13	395	320	-0.66	2	-3.56	3	Floor
Painted concrete	3	-21	6	23	0.012	22	2	8	367	13	349	300	-0.66	2	-0.87	3	Floor
Painted concrete	4	-21	6	23	0.013	22	0	8	339	13	405	300	3.71	2	-2.22	3	Floor
Painted concrete	5	-21	6	23	0.011	22	1	8	320	13	388	290	-0.66	2	1.82	3	Floor
Painted concrete	6	-21	7	23	0.009	22	0	8	336	13	394	300	-0.66	2	-2.22	3	Floor
Painted concrete	0	-22	6	23	0.014	22	0	8	321	13	506	310	-0.66	2	-2.22	3	Floor
Painted concrete	1	-22	6	23	0.01	22	0	8	355	13	476	330	0.80	2	0.48	3	Floor
Painted concrete	2	-22	6	23	0.014	22	0	8	375	13	450	360	-0.66	2	-2.22	3	Floor
Painted concrete	3	-22	6	23	0.01	22	1	8	322	13	359	330	-0.66	2	-2.22	3	Floor
Painted concrete	4	-22	7	23	0.013	22	0	8	391	13	475	370	-0.66	2	0.48	3	Floor
Painted concrete	5	-22	8	23	0.015	22	0	8	380	13	489	380	0.80	2	8.55	3	Floor
Painted concrete	6	-22	9	23	0.014	22	1	8	334	13	420	320		2		3	Floor

**LB5100-W Low Background Counting System – Smear Analysis**

Date: 3/12/96  
 Counting Unit id: 1  
 Data file name: C:\LBXL\UNIT1\B01-469.XLD  
 Batch Ended: 3/12/96 12:12  
 Crosstalk Correction: Not Applied

Alpha activity action level (DPM): 20.00  
 Beta activity action level (DPM): 200.00  
 Certainty level for MDA and flags: 95.00%  
 High Voltage Setting: 1440

Application Revision: 3  
 Application Version: Standard

Batch ID: Blairsville 1-40A-1

Alpha efficiency log file: th230ab  
 Alpha Efficiency: 34.34%  
 Alpha to Beta Crosstalk: 23.95%  
 Alpha Background (CPM): 0.226666667  
 Alpha Correction Factor: 1.000

Beta efficiency log file: tc99ab  
 Beta Efficiency: 37.14%  
 Beta into Alpha Crosstalk: 0.17%  
 Beta Background (CPM): 1.823333333  
 Beta Correction Factor: 1.000

Carrier	Alpha Activity				Beta Activity				Count time (min)	Alpha CPM	Beta CPM	Completion Date - Time
	DPM	$\sigma$	flags	MDA	DPM	$\sigma$	flags	MDA				
1	0.796	1.46	<MDA	7.18	-0.87	2.34	<MDA	12.13	2.00	0.273	-0.32	3/12/96 8:08
2	0.796	1.46	<MDA	7.18	1.82	3.02	<MDA	12.13	2.00	0.273	0.68	3/12/96 8:10
3	-0.660	1.46	<MDA	7.18	-3.56	1.36	<MDA	12.13	2.00	-0.227	-1.32	3/12/96 8:12
4	2.252	2.06	<AL	7.18	1.82	3.02	<MDA	12.13	2.00	0.773	0.68	3/12/96 8:15
5	3.708	2.52	<AL	7.18	5.86	3.82	<AL	12.13	2.00	1.273	2.18	3/12/96 8:17
6	-0.660	1.46	<MDA	7.18	0.48	2.70	<MDA	12.13	2.00	-0.227	0.18	3/12/96 8:19
7	0.796	1.46	<MDA	7.18	1.82	3.02	<MDA	12.13	2.00	0.273	0.68	3/12/96 8:21
8	2.252	2.06	<AL	7.18	-0.87	2.34	<MDA	12.13	2.00	0.773	-0.32	3/12/96 8:23
9	-0.660	1.46	<MDA	7.18	-2.22	1.92	<MDA	12.13	2.00	-0.227	-0.82	3/12/96 8:26
10	2.252	2.06	<AL	7.18	-0.87	2.34	<MDA	12.13	2.00	0.773	-0.32	3/12/96 8:28
11	-0.660	1.46	<MDA	7.18	-3.56	1.36	<MDA	12.13	2.00	-0.227	-1.32	3/12/96 8:30
12	-0.660	1.46	<MDA	7.18	-2.22	1.92	<MDA	12.13	2.00	-0.227	-0.82	3/12/96 8:32
13	-0.660	1.46	<MDA	7.18	-3.56	1.36	<MDA	12.13	2.00	-0.227	-1.32	3/12/96 8:34
14	0.796	1.46	<MDA	7.18	1.82	3.02	<MDA	12.13	2.00	0.273	0.68	3/12/96 8:37
15	-0.660	1.46	<MDA	7.18	3.17	3.31	<MDA	12.13	2.00	-0.227	1.18	3/12/96 8:39
16	-0.660	1.46	<MDA	7.18	7.21	4.05	<AL	12.13	2.00	-0.227	2.68	3/12/96 8:41
17	-0.660	1.46	<MDA	7.18	1.82	3.02	<MDA	12.13	2.00	-0.227	0.68	3/12/96 8:43
18	-0.660	1.46	<MDA	7.18	-3.56	1.36	<MDA	12.13	2.00	-0.227	-1.32	3/12/96 8:45
19	0.796	1.46	<MDA	7.18	-3.56	1.36	<MDA	12.13	2.00	0.273	-1.32	3/12/96 8:48
20	0.796	1.46	<MDA	7.18	-2.22	1.92	<MDA	12.13	2.00	0.273	-0.82	3/12/96 8:50
21	-0.660	1.46	<MDA	7.18	0.48	2.70	<MDA	12.13	2.00	-0.227	0.18	3/12/96 8:52
22	0.796	1.46	<MDA	7.18	-0.87	2.34	<MDA	12.13	2.00	0.273	-0.32	3/12/96 8:54
23	2.252	2.06	<AL	7.18	3.17	3.31	<MDA	12.13	2.00	0.773	1.18	3/12/96 8:56
24	-0.660	1.46	<MDA	7.18	0.48	2.70	<MDA	12.13	2.00	-0.227	0.18	3/12/96 8:59

**LB5100-W Low Background Counting System -- Smear Analysis**

Date: 3/12/96  
 Counting Unit id: 1  
 Data file name: C:\LBXL\UNIT1\B01-469.XLD  
 Batch Ended: 3/12/96 12:12  
 Crosstalk Correction: Not Applied

Alpha activity action level (DPM): 20.00  
 Beta activity action level (DPM): 200.00  
 Certainty level for MDA and flags: 95.00%  
 High Voltage Setting: 1440

Application Revision: 3  
 Application Version: Standard

Alpha efficiency log file: th230ab  
 Alpha Efficiency: 34.34%  
 Alpha to Beta Crosstalk: 23.95%  
 Alpha Background (CPM): 0.22666667  
 Alpha Correction Factor: 1.000

Beta efficiency log file: tc99ab  
 Beta Efficiency: 37.14%  
 Beta into Alpha Crosstalk: 0.17%  
 Beta Background (CPM): 1.823333333  
 Beta Correction Factor: 1.000

Batch ID: Blairsville 1-40A-1

Carrier	Alpha Activity				Beta Activity				Count time (min)	Alpha CPM	Beta CPM	Completion Date - Time
	DPM	$\sigma$	flags	MDA	DPM	$\sigma$	flags	MDA				
25	0.796	1.46	<MDA	7.18	-0.87	2.34	<MDA	12.13	2.00	0.273	-0.32	3/12/96 9:01
26	2.252	2.06	<AL	7.18	-3.56	1.36	<MDA	12.13	2.00	0.773	-1.32	3/12/96 9:03
27	-0.660	1.46	<MDA	7.18	-2.22	1.92	<MDA	12.13	2.00	-0.227	-0.82	3/12/96 9:05
28	-0.660	1.46	<MDA	7.18	-3.56	1.36	<MDA	12.13	2.00	-0.227	-1.32	3/12/96 9:07
29	0.796	1.46	<MDA	7.18	-3.56	1.36	<MDA	12.13	2.00	0.273	-1.32	3/12/96 9:10
30	-0.660	1.46	<MDA	7.18	1.82	3.02	<MDA	12.13	2.00	-0.227	0.68	3/12/96 9:12
31	0.796	1.46	<MDA	7.18	3.17	3.31	<MDA	12.13	2.00	0.273	1.18	3/12/96 9:14
32	2.252	2.06	<AL	7.18	-0.87	2.34	<MDA	12.13	2.00	0.773	-0.32	3/12/96 9:16
33	-0.660	1.46	<MDA	7.18	5.86	3.82	<AL	12.13	2.00	-0.227	2.18	3/12/96 9:19
34	0.796	1.46	<MDA	7.18	-0.87	2.34	<MDA	12.13	2.00	0.273	-0.32	3/12/96 9:21
35	-0.660	1.46	<MDA	7.18	-0.87	2.34	<MDA	12.13	2.00	-0.227	-0.32	3/12/96 9:23
36	-0.660	1.46	<MDA	7.18	-0.87	2.34	<MDA	12.13	2.00	-0.227	-0.32	3/12/96 9:25
37	-0.660	1.46	<MDA	7.18	0.48	2.70	<MDA	12.13	2.00	-0.227	0.18	3/12/96 9:27
38	-0.660	1.46	<MDA	7.18	-2.22	1.92	<MDA	12.13	2.00	-0.227	-0.82	3/12/96 9:29
39	-0.660	1.46	<MDA	7.18	4.51	3.57	<AL	12.13	2.00	-0.227	1.68	3/12/96 9:32
40	0.796	1.46	<MDA	7.18	-2.22	1.92	<MDA	12.13	2.00	0.273	-0.82	3/12/96 9:34
41	0.796	1.46	<MDA	7.18	4.51	3.57	<AL	12.13	2.00	0.273	1.68	3/12/96 9:36
42	0.796	1.46	<MDA	7.18	9.90	4.47	<AL	12.13	2.00	0.273	3.68	3/12/96 9:38
43	-0.660	1.46	<MDA	7.18	5.86	3.82	<AL	12.13	2.00	-0.227	2.18	3/12/96 9:41
44	0.796	1.46	<MDA	7.18	3.17	3.31	<MDA	12.13	2.00	0.273	1.18	3/12/96 9:43
45	0.796	1.46	<MDA	7.18	-0.87	2.34	<MDA	12.13	2.00	0.273	-0.32	3/12/96 9:45
46	0.796	1.46	<MDA	7.18	-0.87	2.34	<MDA	12.13	2.00	0.273	-0.32	3/12/96 9:47
47	-0.660	1.46	<MDA	7.18	-3.56	1.36	<MDA	12.13	2.00	-0.227	-1.32	3/12/96 9:49
48	-0.660	1.46	<MDA	7.18	0.48	2.70	<MDA	12.13	2.00	-0.227	0.18	3/12/96 9:51

**LB5100-W Low Background Counting System – Smear Analysis**

Date: 3/12/96  
 Counting Unit id: 1  
 Data file name: C:\LBXL\UNIT1\B01-469.XLD  
 Batch Ended: 3/12/96 12:12  
 Crosstalk Correction: Not Applied

Alpha activity action level (DPM): 20.00  
 Beta activity action level (DPM): 200.00  
 Certainty level for MDA and flags: 95.00%  
 High Voltage Setting: 1440

Application Revision: 3  
 Application Version: Standard

Batch ID: Blairsville 1-40A-1

Alpha efficiency log file: th230ab  
 Alpha Efficiency: 34.34%  
 Alpha to Beta Crosstalk: 23.95%  
 Alpha Background (CPM): 0.22666667  
 Alpha Correction Factor: 1.000

Beta efficiency log file: tc99ab  
 Beta Efficiency: 37.14%  
 Beta into Alpha Crosstalk: 0.17%  
 Beta Background (CPM): 1.82333333  
 Beta Correction Factor: 1.000

Carrier	Alpha Activity				Beta Activity				Count time (min)	Alpha CPM	Beta CPM	Completion Date - Time
	DPM	$\sigma$	flags	MDA	DPM	$\sigma$	flags	MDA				
49	0.796	1.46	<MDA	7.18	3.17	3.31	<MDA	12.13	2.00	0.273	1.18	3/12/96 9:54
50	2.252	2.06	<AL	7.18	5.86	3.82	<AL	12.13	2.00	0.773	2.18	3/12/96 9:56
51	-0.660	1.46	<MDA	7.18	4.51	3.57	<AL	12.13	2.00	-0.227	1.68	3/12/96 9:58
52	-0.660	1.46	<MDA	7.18	-0.87	2.34	<MDA	12.13	2.00	-0.227	-0.32	3/12/96 10:00
53	-0.660	1.46	<MDA	7.18	-0.87	2.34	<MDA	12.13	2.00	-0.227	-0.32	3/12/96 10:03
54	-0.660	1.46	<MDA	7.18	-2.22	1.92	<MDA	12.13	2.00	-0.227	-0.82	3/12/96 10:05
55	2.252	2.06	<AL	7.18	-2.22	1.92	<MDA	12.13	2.00	0.773	-0.82	3/12/96 10:07
56	-0.660	1.46	<MDA	7.18	0.48	2.70	<MDA	12.13	2.00	-0.227	0.18	3/12/96 10:09
57	2.252	2.06	<AL	7.18	3.17	3.31	<MDA	12.13	2.00	0.773	1.18	3/12/96 10:11
58	-0.660	1.46	<MDA	7.18	0.48	2.70	<MDA	12.13	2.00	-0.227	0.18	3/12/96 10:14
59	-0.660	1.46	<MDA	7.18	3.17	3.31	<MDA	12.13	2.00	-0.227	1.18	3/12/96 10:16
60	-0.660	1.46	<MDA	7.18	-3.56	1.36	<MDA	12.13	2.00	-0.227	-1.32	3/12/96 10:18
61	2.252	2.06	<AL	7.18	-0.87	2.34	<MDA	12.13	2.00	0.773	-0.32	3/12/96 10:20
62	0.796	1.46	<MDA	7.18	-0.87	2.34	<MDA	12.13	2.00	0.273	-0.32	3/12/96 10:22
63	-0.660	1.46	<MDA	7.18	-2.22	1.92	<MDA	12.13	2.00	-0.227	-0.82	3/12/96 10:25
64	-0.660	1.46	<MDA	7.18	1.82	3.02	<MDA	12.13	2.00	-0.227	0.68	3/12/96 10:27
65	-0.660	1.46	<MDA	7.18	1.82	3.02	<MDA	12.13	2.00	-0.227	0.68	3/12/96 10:29
66	-0.660	1.46	<MDA	7.18	5.86	3.82	<AL	12.13	2.00	-0.227	2.18	3/12/96 10:31
67	-0.660	1.46	<MDA	7.18	3.17	3.31	<MDA	12.13	2.00	-0.227	1.18	3/12/96 10:33
68	-0.660	1.46	<MDA	7.18	0.48	2.70	<MDA	12.13	2.00	-0.227	0.18	3/12/96 10:36
69	0.796	1.46	<MDA	7.18	1.82	3.02	<MDA	12.13	2.00	0.273	0.68	3/12/96 10:38
70	-0.660	1.46	<MDA	7.18	-0.87	2.34	<MDA	12.13	2.00	-0.227	-0.32	3/12/96 10:40
71	-0.660	1.46	<MDA	7.18	0.48	2.70	<MDA	12.13	2.00	-0.227	0.18	3/12/96 10:42
72	0.796	1.46	<MDA	7.18	0.48	2.70	<MDA	12.13	2.00	0.273	0.18	3/12/96 10:44

**LB5100-W Low Background Counting System – Smear Analysis**

Date: 3/12/96  
 Counting Unit id: 1  
 Data file name: C:\LBXL\UNIT1\B01-469.XLD  
 Batch Ended: 3/12/96 12:12  
 Crosstalk Correction: Not Applied

Alpha activity action level (DPM): 20.00  
 Beta activity action level (DPM): 200.00  
 Certainty level for MDA and flags: 95.00%  
 High Voltage Setting: 1440

Application Revision: 3  
 Application Version: Standard

Alpha efficiency log file: th230ab  
 Alpha Efficiency: 34.34%  
 Alpha to Beta Crosstalk: 23.95%  
 Alpha Background (CPM): 0.22666667  
 Alpha Correction Factor: 1.000

Beta efficiency log file: tc99ab  
 Beta Efficiency: 37.14%  
 Beta into Alpha Crosstalk: 0.17%  
 Beta Background (CPM): 1.823333333  
 Beta Correction Factor: 1.000

Batch ID: Blairsville 1-40A-1

Carrier	Alpha Activity				Beta Activity				Count time (min)	Alpha CPM	Beta CPM	Completion Date - Time
	DPM	$\sigma$	flags	MDA	DPM	$\sigma$	flags	MDA				
73	0.796	1.46	<MDA	7.18	1.82	3.02	<MDA	12.13	2.00	0.273	0.68	3/12/96 10:47
74	0.796	1.46	<MDA	7.18	3.17	3.31	<MDA	12.13	2.00	0.273	1.18	3/12/96 10:49
75	0.796	1.46	<MDA	7.18	-0.87	2.34	<MDA	12.13	2.00	0.273	-0.32	3/12/96 10:51
76	-0.660	1.46	<MDA	7.18	-3.56	1.36	<MDA	12.13	2.00	-0.227	-1.32	3/12/96 10:53
77	-0.660	1.46	<MDA	7.18	-3.56	1.36	<MDA	12.13	2.00	-0.227	-1.32	3/12/96 10:55
78	-0.660	1.46	<MDA	7.18	0.48	2.70	<MDA	12.13	2.00	-0.227	0.18	3/12/96 10:58
79	-0.660	1.46	<MDA	7.18	-2.22	1.92	<MDA	12.13	2.00	-0.227	-0.82	3/12/96 11:00
80	-0.660	1.46	<MDA	7.18	-2.22	1.92	<MDA	12.13	2.00	-0.227	-0.82	3/12/96 11:02
81	-0.660	1.46	<MDA	7.18	-0.87	2.34	<MDA	12.13	2.00	-0.227	-0.32	3/12/96 11:04
82	0.796	1.46	<MDA	7.18	-3.56	1.36	<MDA	12.13	2.00	0.273	-1.32	3/12/96 11:06
83	0.796	1.46	<MDA	7.18	-2.22	1.92	<MDA	12.13	2.00	0.273	-0.82	3/12/96 11:09
84	-0.660	1.46	<MDA	7.18	1.82	3.02	<MDA	12.13	2.00	-0.227	0.68	3/12/96 11:11
85	-0.660	1.46	<MDA	7.18	-3.56	1.36	<MDA	12.13	2.00	-0.227	-1.32	3/12/96 11:13
86	-0.660	1.46	<MDA	7.18	-0.87	2.34	<MDA	12.13	2.00	-0.227	-0.32	3/12/96 11:15
87	-0.660	1.46	<MDA	7.18	-3.56	1.36	<MDA	12.13	2.00	-0.227	-1.32	3/12/96 11:17
88	-0.660	1.46	<MDA	7.18	0.48	2.70	<MDA	12.13	2.00	-0.227	0.18	3/12/96 11:20
89	-0.660	1.46	<MDA	7.18	8.55	4.27	<AL	12.13	2.00	-0.227	3.18	3/12/96 11:22
90	2.252	2.06	<AL	7.18	0.48	2.70	<MDA	12.13	2.00	0.773	0.18	3/12/96 11:24
91	0.796	1.46	<MDA	7.18	-2.22	1.92	<MDA	12.13	2.00	0.273	-0.82	3/12/96 11:26
92	-0.660	1.46	<MDA	7.18	-0.87	2.34	<MDA	12.13	2.00	-0.227	-0.32	3/12/96 11:28
93	0.796	1.46	<MDA	7.18	1.82	3.02	<MDA	12.13	2.00	0.273	0.68	3/12/96 11:31
94	-0.660	1.46	<MDA	7.18	0.48	2.70	<MDA	12.13	2.00	-0.227	0.18	3/12/96 11:33
95	-0.660	1.46	<MDA	7.18	-3.56	1.36	<MDA	12.13	2.00	-0.227	-1.32	3/12/96 11:35
96	-0.660	1.46	<MDA	7.18	-2.22	1.92	<MDA	12.13	2.00	-0.227	-0.82	3/12/96 11:37

**LB5100-W Low Background Counting System – Smear Analysis**

Date: 3/12/96  
 Counting Unit id: 1  
 Data file name: C:\LBXL\UNIT1\B01-469.XLD  
 Batch Ended: 3/12/96 12:12  
 Crosstalk Correction: Not Applied

Alpha activity action level (DPM): 20.00  
 Beta activity action level (DPM): 200.00  
 Certainty level for MDA and flags: 95.00%  
 High Voltage Setting: 1440

Application Revision: 3  
 Application Version: Standard

Alpha efficiency log file: th230ab  
 Alpha Efficiency: 34.34%  
 Alpha to Beta Crosstalk: 23.95%  
 Alpha Background (CPM): 0.226666667  
 Alpha Correction Factor: 1.000

Beta efficiency log file: tc99ab  
 Beta Efficiency: 37.14%  
 Beta into Alpha Crosstalk: 0.17%  
 Beta Background (CPM): 1.823333333  
 Beta Correction Factor: 1.000

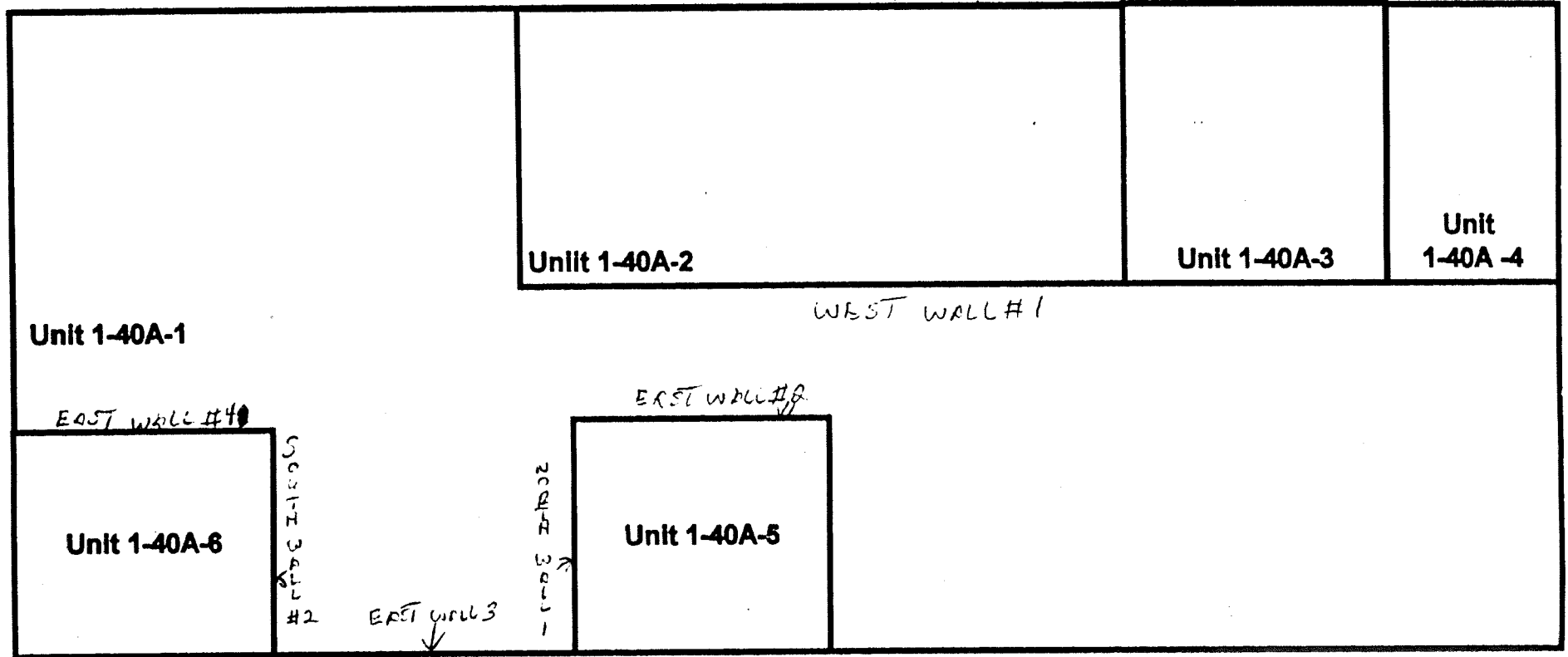
Batch ID: Blairsville 1-40A-1

Carrier	Alpha Activity				Beta Activity				Count time (min)	Alpha CPM	Beta CPM	Completion Date - Time
	DPM	$\sigma$	flags	MDA	DPM	$\sigma$	flags	MDA				
97	-0.660	1.46	<MDA	7.18	-3.56	1.36	<MDA	12.13	2.00	-0.227	-1.32	3/12/96 11:39
98	-0.660	1.46	<MDA	7.18	-0.87	2.34	<MDA	12.13	2.00	-0.227	-0.32	3/12/96 11:42
99	-0.660	1.46	<MDA	7.18	-2.22	1.92	<MDA	12.13	2.00	-0.227	-0.82	3/12/96 11:44
100	0.796	1.46	<MDA	7.18	-0.87	2.34	<MDA	12.13	2.00	0.273	-0.32	3/12/96 11:46
1	-0.660	1.46	<MDA	7.18	-0.87	2.34	<MDA	12.13	2.00	-0.227	-0.32	3/12/96 11:48
2	-0.660	1.46	<MDA	7.18	-3.56	1.36	<MDA	12.13	2.00	-0.227	-1.32	3/12/96 11:50
3	-0.660	1.46	<MDA	7.18	-0.87	2.34	<MDA	12.13	2.00	-0.227	-0.32	3/12/96 11:53
4	3.708	2.52	<AL	7.18	-2.22	1.92	<MDA	12.13	2.00	1.273	-0.82	3/12/96 11:55
5	-0.660	1.46	<MDA	7.18	1.82	3.02	<MDA	12.13	2.00	-0.227	0.68	3/12/96 11:57
6	-0.660	1.46	<MDA	7.18	-2.22	1.92	<MDA	12.13	2.00	-0.227	-0.82	3/12/96 11:59
7	-0.660	1.46	<MDA	7.18	-2.22	1.92	<MDA	12.13	2.00	-0.227	-0.82	3/12/96 12:01
9	0.796	1.46	<MDA	7.18	0.48	2.70	<MDA	12.13	2.00	0.273	0.18	3/12/96 12:04
8	-0.660	1.46	<MDA	7.18	-2.22	1.92	<MDA	12.13	2.00	-0.227	-0.82	3/12/96 12:06
10	-0.660	1.46	<MDA	7.18	-2.22	1.92	<MDA	12.13	2.00	-0.227	-0.82	3/12/96 12:08
11	-0.660	1.46	<MDA	7.18	0.48	2.70	<MDA	12.13	2.00	-0.227	0.18	3/12/96 12:10
12	0.796	1.46	<MDA	7.18	8.55	4.27	<AL	12.13	2.00	0.273	3.18	3/12/96 12:12

SN# 1-469  
DATE: 1-9-96

# UNIT 1-40A (Main Floor)

S/N 01-469  
1-9-96  
L. Smith / U. TAYLOR



# Blairsville Decommissioning Survey Form #003

Survey Serial #:	01-470
Survey Section:	1
Survey Unit:	40A
Survey Sub-unit:	3

Alpha Survey Instruments				
Inst. S/N	Inst. Code	Eff. %	Corr. Fac.	Bkg. CPM
1588	8	23.2	4.31	2


Beta Survey Instruments				
Inst. S/N	Inst. Code	Eff. %	Corr. Fac.	Bkg. CPM
1601	13	34.9	2.87	264.00

Gamma or Beta/Gamma Instruments			
Inst. S/N	Inst. Code	Bkg.	Detection Type
234	23	7	Gamma
1522	22	0.013	Beta / Gamma

Classification:	5
Survey Type:	Lower
Survey Date:	1/10/96
Count Date:	3/5/96

Alpha Counting Instruments				
Inst. S/N	Inst. Code	Eff. %	Corr. Fac.	Bkg. CPM
13295	2	33.58	2.98	0.23

Beta Counting Instruments				
Inst. S/N	Inst. Code	Eff. %	Corr. Fac.	Bkg. CPM
13295	3	36.19	2.76	1.58

Surveyor:	V. Taylor / L. Smith
Signature:	

Surface Description	Coordinates		Gamma at 1m	Gamma Inst.	Beta/Gamma Contact	Beta/Gamma	Contact Gross 1 min. Count	Alpha Inst.	Contact Gross 1 min. Count	Beta Inst.	Scan Contact Gross CPM		Removable DPM/100 cm2	Alpha Count	Removable DPM/100 cm2	Beta Count	Comments
	X	Y	uR/hr	Code	mR/hr	Code	Alpha	Beta	Code	Max Beta	Avg Beta	Alpha	Code	Beta	Code		
	Painted Concrete	1	-1	7	23	0.013	22	0	8	361	13	384	320	-0.66	2	0.48	
Painted Concrete	2	-1	7	23	0.012	22	0	8	384	13	421	350	-0.66	2	-2.22	3	Floor
Painted Concrete	3	-1	7	23	0.015	22	2	8	354	13	355	310	0.80	2	0.48	3	Floor
Painted Concrete	4	-1	8	23	0.009	22	3	8	439	13	500	350	-0.66	2	0.48	3	Floor
Painted Concrete	1	-2	9	23	0.009	22	1	8	333	13	353	310	-0.66	2	-0.87	3	Floor
Painted Concrete	2	-2	7	23	0.011	22	1	8	344	13	355	310	-0.66	2	0.48	3	Floor
Painted Concrete	3	-2	7	23	0.008	22	2	8	353	13	467	340	-0.66	2	-2.22	3	Floor
Painted Concrete	4	-2	8	23	0.013	22	1	8	423	13	379	320	-0.66	2	-2.22	3	Floor
Painted Concrete	1	-3	5	23	0.014	22	0	8	314	13	401	280	0.80	2	-3.56	3	Floor
Painted Concrete	2	-3	6	23	0.01	22	2	8	414	13	494	320	-0.66	2	-3.56	3	Floor
Painted Concrete	3	-3	7	23	0.012	22	4	8	556	13	426	380	-0.66	2	-2.22	3	Floor
Painted Concrete	4	-3	7	23	0.021	22	1	8	424	13	375	320	-0.66	2	4.51	3	Floor
Painted Concrete	1	-4	6	23	0.012	22	2	8	313	13	374	300	2.25	2	0.48	3	Floor
Painted Concrete	2	-4	6	23	0.013	22	2	8	345	13	364	320	2.25	2	5.86	3	Floor
Painted Concrete	3	-4	7	23	0.01	22	4	8	406	13	379	340	-0.66	2	-2.22	3	Floor
Painted Concrete	4	-4	7	23	0.01	22	3	8	371	13	511	320	0.80	2	3.17	3	Floor
Painted Block	0.5	0.5	N/A	N/A	N/A	N/A	2	8	311	13	301	260	-0.66	2	-2.22	3	North Wall
Painted Block	0.5	1.5	N/A	N/A	N/A	N/A	3	8	292	13	336	240	-0.66	2	0.48	3	North Wall
Painted Block	1.5	1	N/A	N/A	N/A	N/A	0	8	266	13	344	230	2.25	2	4.51	3	North Wall
Painted Block	1.5	2	N/A	N/A	N/A	N/A	1	8	281	13	366	250	-0.66	2	-3.56	3	North Wall
Painted Block	2.5	0.5	N/A	N/A	N/A	N/A	2	8	332	13	373	260	0.80	2	-2.22	3	North Wall
Painted Block	2.5	1.5	N/A	N/A	N/A	N/A	2	8	322	13	321	250	-0.66	2	-0.87	3	North Wall
Painted Block	3.5	1	N/A	N/A	N/A	N/A	2	8	293	13	366	250	-0.66	2	0.48	3	North Wall



# Blairsville Decommissioning Survey Form #003

Survey Serial #:	<b>01-470</b>
Survey Section:	1
Survey Unit:	40A
Survey Sub-unit:	3

Alpha Survey Instruments				
Inst. S/N	Inst. Code	Eff. %	Corr. Fac.	Bkg. CPM
1588	8	23.2	4.31	2


Beta Survey Instruments				
Inst. S/N	Inst. Code	Eff. %	Corr. Fac.	Bkg. CPM
1601	13	34.9	2.87	264.00

Gamma or Beta/Gamma Instruments			
Inst. S/N	Inst. Code	Bkg.	Detection Type
234	23	7	Gamma
1522	22	0.013	Beta / Gamma

Classification:	5
Survey Type:	Lower
Survey Date:	1/10/96
Count Date:	3/5/96

Alpha Counting Instruments				
Inst. S/N	Inst. Code	Eff. %	Corr. Fac.	Bkg. CPM
13295	2	33.58	2.98	0.23

Beta Counting Instruments				
Inst. S/N	Inst. Code	Eff. %	Corr. Fac.	Bkg. CPM
13295	3	36.19	2.76	1.58

Surveyor:	V. Taylor / L. Smith
Signature:	

Surface Description	Coordinates		Gamma at 1m	Gamma Inst.	Beta/Gamma Contact	Beta/Gamma Code	Contact Gross 1 min. Count	Alpha Inst. Code	Contact Gross 1 min. Count	Beta Inst. Code	Scan Contact Gross CPM		Removable DPM/100 cm2	Alpha Count	Removable DPM/100 cm2	Beta Count	Comments
	X	Y	uR/hr	Code	mR/hr	Code	Alpha	Code	Beta	Code	Max Beta	Avg Beta	Alpha	Code	Beta	Code	
Painted Block	3.5	2	N/A	N/A	N/A	N/A	4	8	327	13	330	260	-0.66	2	0.48	3	North Wall
Painted Block	4.5	0.5	N/A	N/A	N/A	N/A	1	8	285	13	384	290	0.80	2	5.86	3	North Wall
Painted Block	4.5	1.5	N/A	N/A	N/A	N/A	5	8	337	13	410	280	-0.66	2	-0.87	3	North Wall
Painted Block	1	1	N/A	N/A	N/A	N/A	0	8	324	13	351	300	-0.66	2	1.82	3	East Wall
Painted Block	1	2	N/A	N/A	N/A	N/A	3	8	295	13	361	270	-0.66	2	-0.87	3	East Wall
Unpainted Block	2	0.5	N/A	N/A	N/A	N/A	6	8	293	13	375	270	0.80	2	0.48	3	East Wall
Unpainted Block	2	1.5	N/A	N/A	N/A	N/A	1	8	269	13	342	250	0.80	2	-0.87	3	East Wall
Painted Block	3	1	N/A	N/A	N/A	N/A	1	8	315	13	369	260	-0.66	2	0.48	3	East Wall
Painted Block	3	2	N/A	N/A	N/A	N/A	5	8	302	13	389	310	2.25	2	-0.87	3	East Wall
Painted Block	4	0.5	N/A	N/A	N/A	N/A	1	8	351	13	362	260	0.80	2	1.82	3	East Wall
Painted Block	4	1.5	N/A	N/A	N/A	N/A	1	8	297	13	385	270	0.80	2	-0.87	3	East Wall
Drywall	1	1	N/A	N/A	N/A	N/A	3	8	238	13	291	210	0.80	2	-0.87	3	West Wall
Drywall	1	2	N/A	N/A	N/A	N/A	2	8	198	13	311	210	-0.66	2	-0.87	3	West Wall
Drywall	2	0.5	N/A	N/A	N/A	N/A	2	8	211	13	254	180	0.80	2	-0.87	3	West Wall
Drywall	2	1.5	N/A	N/A	N/A	N/A	0	8	204	13	233	170	-0.66	2	1.82	3	West Wall
Drywall	3	1	N/A	N/A	N/A	N/A	2	8	224	13	216	170	0.80	2	-2.22	3	West Wall
Drywall	3	2	N/A	N/A	N/A	N/A	2	8	218	13	255	150	-0.66	2	0.48	3	West Wall
Drywall	4	0.5	N/A	N/A	N/A	N/A	1	8	208	13	247	170	0.80	2	-0.87	3	West Wall
Drywall	4	1.5	N/A	N/A	N/A	N/A	0	8	186	13	255	180	-0.66	2	-2.22	3	West Wall

**LB5100-W Low Background Counting System -- Smear Analysis**

Date: 3/5/96  
 Counting Unit id: 1  
 Data file name: C:\LBXL\UNIT1\B01-470.XLD  
 Batch Ended: 3/5/96 11:47  
 Crosstalk Correction: Not Applied

Alpha activity action level (DPM): 20.00  
 Beta activity action level (DPM): 200.00  
 Certainty level for MDA and flags: 95.00%  
 High Voltage Setting: 1440

Application Revision: 3  
 Application Version: Standard

Batch ID: Blairsville 1-40A-3

Alpha efficiency log file: th230ab			
Alpha Efficiency: 34.34%			
Alpha to Beta Crosstalk: 23.95%			
Alpha Background (CPM): 0.226666667			
Alpha Correction Factor: 1.000			
Beta efficiency log file: tc99ab			
Beta Efficiency: 37.14%			
Beta into Alpha Crosstalk: 0.17%			
Beta Background (CPM): 1.823333333			
Beta Correction Factor: 1.000			
Count time (min)	Alpha CPM	Beta CPM	Completion Date - Time
2.00	-0.227	0.18	3/5/96 10:12
2.00	-0.227	-0.82	3/5/96 10:15
2.00	0.273	0.18	3/5/96 10:17
2.00	-0.227	0.18	3/5/96 10:19
2.00	-0.227	-0.32	3/5/96 10:21
2.00	-0.227	0.18	3/5/96 10:23
2.00	-0.227	-0.82	3/5/96 10:26
2.00	-0.227	-0.82	3/5/96 10:28
2.00	0.273	-1.32	3/5/96 10:30
2.00	-0.227	-1.32	3/5/96 10:32
2.00	-0.227	-0.82	3/5/96 10:34
2.00	-0.227	1.68	3/5/96 10:37
2.00	0.773	0.18	3/5/96 10:39
2.00	0.773	2.18	3/5/96 10:41
2.00	-0.227	-0.82	3/5/96 10:43
2.00	0.273	1.18	3/5/96 10:45
2.00	-0.227	-0.82	3/5/96 10:48
2.00	-0.227	0.18	3/5/96 10:50
2.00	0.773	1.68	3/5/96 10:52
2.00	-0.227	-1.32	3/5/96 10:54
2.00	0.273	-0.82	3/5/96 10:57
2.00	-0.227	-0.32	3/5/96 10:59
2.00	-0.227	0.18	3/5/96 11:01
2.00	-0.227	0.18	3/5/96 11:03

Carrier	Alpha Activity				Beta Activity			
	DPM	$\sigma$	flags	MDA	DPM	$\sigma$	flags	MDA
57	-0.660	1.46	<MDA	7.18	0.48	2.70	<MDA	12.13
58	-0.660	1.46	<MDA	7.18	-2.22	1.92	<MDA	12.13
59	0.796	1.46	<MDA	7.18	0.48	2.70	<MDA	12.13
60	-0.660	1.46	<MDA	7.18	0.48	2.70	<MDA	12.13
61	-0.660	1.46	<MDA	7.18	-0.87	2.34	<MDA	12.13
62	-0.660	1.46	<MDA	7.18	0.48	2.70	<MDA	12.13
63	-0.660	1.46	<MDA	7.18	-2.22	1.92	<MDA	12.13
64	-0.660	1.46	<MDA	7.18	-2.22	1.92	<MDA	12.13
65	0.796	1.46	<MDA	7.18	-3.56	1.36	<MDA	12.13
66	-0.660	1.46	<MDA	7.18	-3.56	1.36	<MDA	12.13
67	-0.660	1.46	<MDA	7.18	-2.22	1.92	<MDA	12.13
68	-0.660	1.46	<MDA	7.18	4.51	3.57	<AL	12.13
69	2.252	2.06	<AL	7.18	0.48	2.70	<MDA	12.13
70	2.252	2.06	<AL	7.18	5.86	3.82	<AL	12.13
71	-0.660	1.46	<MDA	7.18	-2.22	1.92	<MDA	12.13
72	0.796	1.46	<MDA	7.18	3.17	3.31	<MDA	12.13
73	-0.660	1.46	<MDA	7.18	-2.22	1.92	<MDA	12.13
74	-0.660	1.46	<MDA	7.18	0.48	2.70	<MDA	12.13
75	2.252	2.06	<AL	7.18	4.51	3.57	<AL	12.13
76	-0.660	1.46	<MDA	7.18	-3.56	1.36	<MDA	12.13
77	0.796	1.46	<MDA	7.18	-2.22	1.92	<MDA	12.13
78	-0.660	1.46	<MDA	7.18	-0.87	2.34	<MDA	12.13
79	-0.660	1.46	<MDA	7.18	0.48	2.70	<MDA	12.13
80	-0.660	1.46	<MDA	7.18	0.48	2.70	<MDA	12.13

**LB5100-W Low Background Counting System -- Smear Analysis**

Date: 3/5/96  
 Counting Unit id: 1  
 Data file name: C:\LBXL\UNIT1\B01-470.XLD  
 Batch Ended: 3/5/96 11:47  
 Crosstalk Correction: Not Applied

Alpha activity action level (DPM): 20.00  
 Beta activity action level (DPM): 200.00  
 Certainty level for MDA and flags: 95.00%  
 High Voltage Setting: 1440

Application Revision: 3  
 Application Version: Standard

Alpha efficiency log file: th230ab  
 Alpha Efficiency: 34.34%  
 Alpha to Beta Crosstalk: 23.95%  
 Alpha Background (CPM): 0.22666667  
 Alpha Correction Factor: 1.000

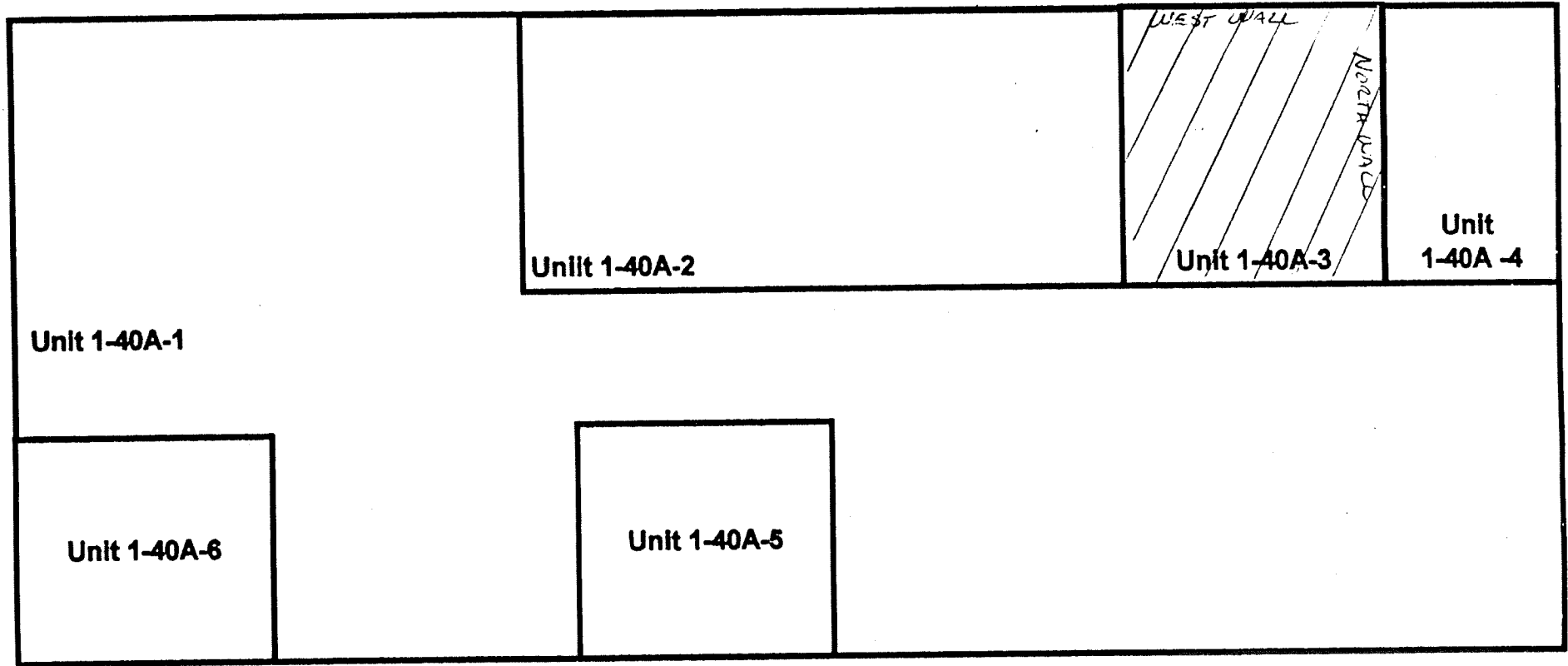
Beta efficiency log file: tc99ab  
 Beta Efficiency: 37.14%  
 Beta into Alpha Crosstalk: 0.17%  
 Beta Background (CPM): 1.823333333  
 Beta Correction Factor: 1.000

Batch ID: Blairsville 1-40A-3

Carrier	Alpha Activity				Beta Activity				Count time (min)	Alpha CPM	Beta CPM	Completion Date - Time
	DPM	$\sigma$	flags	MDA	DPM	$\sigma$	flags	MDA				
81	0.796	1.46	<MDA	7.18	5.86	3.82	<AL	12.13	2.00	0.273	2.18	3/5/96 11:05
82	-0.660	1.46	<MDA	7.18	-0.87	2.34	<MDA	12.13	2.00	-0.227	-0.32	3/5/96 11:08
83	-0.660	1.46	<MDA	7.18	1.82	3.02	<MDA	12.13	2.00	-0.227	0.68	3/5/96 11:10
84	-0.660	1.46	<MDA	7.18	-0.87	2.34	<MDA	12.13	2.00	-0.227	-0.32	3/5/96 11:12
85	0.796	1.46	<MDA	7.18	0.48	2.70	<MDA	12.13	2.00	0.273	0.18	3/5/96 11:14
86	0.796	1.46	<MDA	7.18	-0.87	2.34	<MDA	12.13	2.00	0.273	-0.32	3/5/96 11:16
87	-0.660	1.46	<MDA	7.18	0.48	2.70	<MDA	12.13	2.00	-0.227	0.18	3/5/96 11:19
88	2.252	2.06	<AL	7.18	-0.87	2.34	<MDA	12.13	2.00	0.773	-0.32	3/5/96 11:21
89	0.796	1.46	<MDA	7.18	1.82	3.02	<MDA	12.13	2.00	0.273	0.68	3/5/96 11:23
90	0.796	1.46	<MDA	7.18	-0.87	2.34	<MDA	12.13	2.00	0.273	-0.32	3/5/96 11:25
91	0.796	1.46	<MDA	7.18	-0.87	2.34	<MDA	12.13	2.00	0.273	-0.32	3/5/96 11:27
92	-0.660	1.46	<MDA	7.18	-0.87	2.34	<MDA	12.13	2.00	-0.227	-0.32	3/5/96 11:30
93	0.796	1.46	<MDA	7.18	-0.87	2.34	<MDA	12.13	2.00	0.273	-0.32	3/5/96 11:32
94	-0.660	1.46	<MDA	7.18	1.82	3.02	<MDA	12.13	2.00	-0.227	0.68	3/5/96 11:34
95	0.796	1.46	<MDA	7.18	-2.22	1.92	<MDA	12.13	2.00	0.273	-0.82	3/5/96 11:36
96	-0.660	1.46	<MDA	7.18	0.48	2.70	<MDA	12.13	2.00	-0.227	0.18	3/5/96 11:38
97	0.796	1.46	<MDA	7.18	-0.87	2.34	<MDA	12.13	2.00	0.273	-0.32	3/5/96 11:41
98	-0.660	1.46	<MDA	7.18	-2.22	1.92	<MDA	12.13	2.00	-0.227	-0.82	3/5/96 11:43
99	-0.660	1.46	<MDA	7.18	3.17	3.31	<MDA	12.13	2.00	-0.227	1.18	3/5/96 11:45
100	-0.660	1.46	<MDA	7.18	-4.91	1.36	<MDA	12.13	2.00	-0.227	-1.82	3/5/96 11:47

SI 701-470  
DATE: 1-10-96

# UNIT 1-40A (Main Floor)



# Blairsville Decommissioning Survey Form #003

Survey Serial #:	01-471
Survey Section:	1
Survey Unit:	40A
Survey Sub-unit:	2

Alpha Survey Instruments				
Inst. S/N	Inst. Code	Eff. %	Corr. Fac.	Bkg. CPM
1588	8	23.2	4.31	2


Beta Survey Instruments				
Inst. S/N	Inst. Code	Eff. %	Corr. Fac.	Bkg. CPM
1601	13	34.9	2.87	238.00

Gamma or Beta/Gamma Instruments			
Inst. S/N	Inst. Code	Bkg.	Detection Type
234	23	6	Gamma
1522	22	0.011	Beta / Gamma

Classification:	5
Survey Type:	Lower

Alpha Counting Instruments				
Inst. S/N	Inst. Code	Eff. %	Corr. Fac.	Bkg. CPM
13295	2	33.58	2.98	0.23

Beta Counting Instruments				
Inst. S/N	Inst. Code	Eff. %	Corr. Fac.	Bkg. CPM
13295	3	36.19	2.76	1.58

Surveyor:	V. Taylor / L. Smith
Signature:	

Surface Description	Coordinates		Gamma at 1m	Gamma Inst.	Beta/Gamma Contact	Beta/Gamma Code	Contact Gross 1 min. Count	Alpha Inst.	Contact Gross 1 min. Count	Beta Inst.	Scan Contact Gross CPM		Removable DPM/100 cm2	Alpha Count	Removable DPM/100 cm2	Beta Count	Comments
	X	Y	uR/hr	Code	mR/hr	Code	Alpha	Code	Beta	Code	Max Beta	Avg Beta	Alpha	Code	Beta	Code	
Painted Concrete	1	-1	5	23	0.008	22	0	8	255	13	294	210	-0.66	2	0.48	3	Floor
Painted Concrete	2	-1	6	23	0.005	22	1	8	266	13	304	220	0.80	2	0.48	3	Floor
Painted Concrete	3	-1	5	23	0.01	22	2	8	262	13	284	210	0.80	2	-3.56	3	Floor
Painted Concrete	4	-1	6	23	0.009	22	0	8	351	13	364	270	-0.66	2	0.48	3	Floor
Painted Concrete	1	-2	6	23	0.011	22	1	8	295	13	287	220	0.80	2	1.82	3	Floor
Painted Concrete	2	-2	6	23	0.012	22	0	8	282	13	384	280	0.80	2	0.48	3	Floor
Painted Concrete	3	-2	6	23	0.013	22	2	8	296	13	365	230	0.80	2	-0.87	3	Floor
Painted Concrete	4	-2	6	23	0.013	22	1	8	315	13	409	290	-0.66	2	1.82	3	Floor
Painted Concrete	1	-3	6	23	0.018	22	2	8	241	13	240	190	0.80	2	-2.22	3	Floor
Painted Concrete	2	-3	6	23	0.009	22	4	8	231	13	288	210	-0.66	2	-0.87	3	Floor
Painted Concrete	3	-3	6	23	0.012	22	5	8	292	13	279	240	-0.66	2	-0.87	3	Floor
Painted Concrete	4	-3	6	23	0.008	22	1	8	341	13	382	280	0.80	2	-4.91	3	Floor
Painted Concrete	1	-4	6	23	0.015	22	0	8	246	13	304	220	0.80	2	-2.22	3	Floor
Painted Concrete	2	-4	6	23	0.009	22	0	8	249	13	307	210	-0.66	2	3.17	3	Floor
Painted Concrete	3	-4	6	23	0.011	22	3	8	272	13	269	240	-0.66	2	-2.22	3	Floor
Painted Concrete	4	-4	6	23	0.009	22	2	8	323	13	327	290	-0.66	2	4.51	3	Floor
Painted Concrete	1	-5	6	23	0.005	22	0	8	232	13	309	220	-0.66	2	-3.56	3	Floor
Painted Concrete	2	-5	6	23	0.012	22	0	8	272	13	269	200	3.71	2	-0.87	3	Floor
Painted Concrete	3	-5	6	23	0.009	22	3	8	221	13	265	210	-0.66	2	0.48	3	Floor
Painted Concrete	4	-5	6	23	0.01	22	1	8	302	13	452	300	-0.66	2	-2.22	3	Floor
Painted Concrete	1	-6	6	23	0.012	22	2	8	210	13	295	220	-0.66	2	-0.87	3	Floor
Painted Concrete	2	-6	6	23	0.013	22	0	8	266	13	273	220	-0.66	2	-2.22	3	Floor
Painted Concrete	3	-6	6	23	0.015	22	1	8	280	13	300	230	-0.66	2	-3.56	3	Floor

# Blairsville Decommissioning Survey Form #003

Survey Serial #:	01-471
Survey Section:	1
Survey Unit:	40A
Survey Sub-unit:	2

Alpha Survey Instruments				
Inst. S/N	Inst. Code	Eff. %	Corr. Fac.	Bkg. CPM
1588	8	23.2	4.31	2


Beta Survey Instruments				
Inst. S/N	Inst. Code	Eff. %	Corr. Fac.	Bkg. CPM
1601	13	34.9	2.87	238.00

Gamma or Beta/Gamma Instruments			
Inst. S/N	Inst. Code	Bkg.	Detection Type
234	23	6	Gamma
1522	22	0.011	Beta / Gamma

Classification:	5
Survey Type:	Lower

Alpha Counting Instruments				
Inst. S/N	Inst. Code	Eff. %	Corr. Fac.	Bkg. CPM
13295	2	33.58	2.98	0.23

Beta Counting Instruments				
Inst. S/N	Inst. Code	Eff. %	Corr. Fac.	Bkg. CPM
13295	3	36.19	2.76	1.58

Surveyor:	V. Taylor / L. Smith
Signature:	

Surface Description	Coordinates		Gamma at 1m	Gamma Inst.	Beta/Gamma Contact	Beta/Gamma Code	Contact Gross 1 min. Count	Alpha Inst.	Contact Gross 1 min. Count	Beta Inst.	Scan Contact Gross CPM		Removable DPM/100 cm2	Alpha Count	Removable DPM/100 cm2	Beta Count	Comments
	X	Y	uR/hr	Code	mR/hr	Code	Alpha	Beta	Code	Max Beta	Avg Beta	Alpha	Code	Beta	Code		
Painted Concrete	4	-8	6	23	0.011	22	1	8	324	13	357	280	-0.66	2	-3.56	3	Floor
Painted Concrete	1	-7	6	23	0.009	22	0	8	206	13	313	210	0.80	2	0.48	3	Floor
Painted Concrete	2	-7	5	23	0.012	22	3	8	224	13	276	220	-0.66	2	-3.56	3	Floor
Painted Concrete	3	-7	6	23	0.014	22	4	8	233	13	285	210	0.80	2	-0.87	3	Floor
Painted Concrete	4	-7	6	23	0.013	22	3	8	274	13	279	220	-0.66	2	1.82	3	Floor
Painted Concrete	1	-8	6	23	0.013	22	3	8	278	13	480	270	-0.66	2	0.48	3	Floor
Painted Concrete	2	-8	6	23	0.007	22	3	8	200	13	331	180	-0.66	2	-0.87	3	Floor
Painted Concrete	3	-8	6	23	0.012	22	2	8	234	13	268	220	0.80	2	0.48	3	Floor
Painted Concrete	4	-8	6	23	0.012	22	1	8	271	13	315	220	-0.66	2	0.48	3	Floor
Painted Concrete	1	-9	6	23	0.011	22	1	8	313	13	364	260	-0.66	2	4.51	3	Floor
Painted Concrete	2	-9	6	23	0.007	22	1	8	318	13	369	290	-0.66	2	-2.22	3	Floor
Painted Concrete	3	-9	6	23	0.011	22	2	8	304	13	328	280	0.80	2	1.82	3	Floor
Painted Concrete	4	-9	7	23	0.012	22	1	8	350	13	300	270	-0.66	2	-2.22	3	Floor
Painted Block	0.5	0.5	N/A	N/A	N/A	N/A	1	8	275	13	390	240	-0.66	2	-0.87	3	East Wall
Painted Block	0.5	1.5	N/A	N/A	N/A	N/A	1	8	292	13	312	230	3.71	2	7.21	3	East Wall
Painted Block	2	1	N/A	N/A	N/A	N/A	2	8	256	13	283	250	0.80	2	-4.91	3	East Wall
Painted Block	2	2	N/A	N/A	N/A	N/A	0	8	265	13	298	240	0.80	2	-2.22	3	East Wall
Painted Block	3	0.5	N/A	N/A	N/A	N/A	2	8	259	13	304	220	-0.66	2	4.51	3	East Wall
Painted Block	3	1.5	N/A	N/A	N/A	N/A	0	8	278	13	353	250	-0.66	2	1.82	3	East Wall
Painted Block	4.5	1	N/A	N/A	N/A	N/A	2	8	278	13	291	230	-0.66	2	7.21	3	East Wall
Painted Block	4.5	2	N/A	N/A	N/A	N/A	1	8	264	13	320	270	-0.66	2	-0.87	3	East Wall
Painted Block	5.5	0.5	N/A	N/A	N/A	N/A	1	8	286	13	353	240	-0.66	2	-0.87	3	East Wall
Wall Vent	5.5	1.5	N/A	N/A	N/A	N/A	4	8	201	13	295	180	-0.66	2	-4.91	3	East Wall

# Blairsville Decommissioning Survey Form #003

Survey Serial #:	01-471
Survey Section:	1
Survey Unit:	40A
Survey Sub-unit:	2

Alpha Survey Instruments				
Inst. S/N	Inst. Code	Eff. %	Corr. Fac.	Bkg. CPM
1588	8	23.2	4.31	2


Beta Survey Instruments				
Inst. S/N	Inst. Code	Eff. %	Corr. Fac.	Bkg. CPM
1601	13	34.9	2.87	238.00

Gamma or Beta/Gamma Instruments			
Inst. S/N	Inst. Code	Bkg.	Detection Type
234	23	6	Gamma
1522	22	0.011	Beta / Gamma

Classification:	5
Survey Type:	Lower

Alpha Counting Instruments				
Inst. S/N	Inst. Code	Eff. %	Corr. Fac.	Bkg. CPM
13295	2	33.58	2.98	0.23

Beta Counting Instruments				
Inst. S/N	Inst. Code	Eff. %	Corr. Fac.	Bkg. CPM
13295	3	36.19	2.76	1.58

Surveyor:	Y. Taylor / L. Smith
Signature:	

Surface Description	Coordinates		Gamma at 1m	Gamma Inst.	Beta/Gamma Contact	Beta/Gamma Code	Contact Gross 1 min. Count	Alpha Inst. Code	Contact Gross 1 min. Count	Beta Inst. Code	Scan Contact Gross CPM		Removable DPM/100 cm2	Alpha Count	Removable DPM/100 cm2	Beta Count	Comments
	X	Y	uR/hr	Code	mR/hr	Code	Alpha	Beta	Code	Max Beta	Avg Beta	Alpha	Code	Beta	Code		
Painted Block	6.5	1	N/A	N/A	N/A	N/A	1	8	305	13	314	270	2.25	2	-2.22	3	East Wall
Painted Block	6.5	2	N/A	N/A	N/A	N/A	3	8	295	13	358	260	2.25	2	1.82	3	East Wall
Painted Block	9.5	0.5	N/A	N/A	N/A	N/A	3	8	287	13	314	280	-0.66	2	-2.22	3	East Wall
Painted Block	9.5	1.5	N/A	N/A	N/A	N/A	1	8	293	13	367	280	0.80	2	1.82	3	East Wall
Painted Block	1	1	N/A	N/A	N/A	N/A	0	8	280	13	368	240	2.25	2	1.82	3	South Wall
Painted Block	1	2	N/A	N/A	N/A	N/A	1	8	232	13	351	250	0.80	2	1.82	3	South Wall
Painted Block	2	0.5	N/A	N/A	N/A	N/A	1	8	256	13	316	230	-0.66	2	1.82	3	South Wall
Painted Block	2	1.5	N/A	N/A	N/A	N/A	1	8	241	13	318	220	-0.66	2	3.17	3	South Wall
Painted Block	3	1	N/A	N/A	N/A	N/A	2	8	273	13	332	240	-0.66	2	-2.22	3	South Wall
Painted Block	3	2	N/A	N/A	N/A	N/A	3	8	255	13	284	210	0.80	2	-0.87	3	South Wall
Painted Block	4	0.5	N/A	N/A	N/A	N/A	2	8	246	13	402	230	-0.66	2	-2.22	3	South Wall
Painted Block	4	1.5	N/A	N/A	N/A	N/A	0	8	231	13	310	240	0.80	2	3.17	3	South Wall

**LB5100-W Low Background Counting System – Smear Analysis**

Date: 3/5/96  
 Counting Unit id: 1  
 Data file name: C:\LBXL\UNIT1\B01-471.XLD  
 Batch Ended: 3/4/96 15:30  
 Crosstalk Correction: Not Applied

Alpha activity action level (DPM): 20.00  
 Beta activity action level (DPM): 200.00  
 Certainty level for MDA and flags: 95.00%  
 High Voltage Setting: 1440

Application Revision: 3  
 Application Version: Standard

Batch ID: Blairsville 1-40A-2

Alpha efficiency log file: th230ab			
Alpha Efficiency: 34.34%			
Alpha to Beta Crosstalk: 23.95%			
Alpha Background (CPM): 0.22666667			
Alpha Correction Factor: 1.000			
Beta efficiency log file: tc99ab			
Beta Efficiency: 37.14%			
Beta into Alpha Crosstalk: 0.17%			
Beta Background (CPM): 1.823333333			
Beta Correction Factor: 1.000			
Count time (min)	Alpha CPM	Beta CPM	Completion Date - Time
2.00	-0.227	0.18	3/4/96 13:25
2.00	0.273	0.18	3/4/96 13:27
2.00	0.273	-1.32	3/4/96 13:29
2.00	-0.227	0.18	3/4/96 13:31
2.00	0.273	0.68	3/4/96 13:33
2.00	0.273	0.18	3/4/96 13:36
2.00	0.273	-0.32	3/4/96 13:38
2.00	-0.227	0.68	3/4/96 13:40
2.00	0.273	-0.82	3/4/96 13:42
2.00	-0.227	-0.32	3/4/96 13:44
2.00	-0.227	-0.32	3/4/96 13:47
2.00	0.273	-1.82	3/4/96 13:49
2.00	0.273	-0.82	3/4/96 13:51
2.00	-0.227	1.18	3/4/96 13:53
2.00	-0.227	-0.82	3/4/96 13:55
2.00	-0.227	1.68	3/4/96 13:58
2.00	-0.227	-1.32	3/4/96 14:00
2.00	1.273	-0.32	3/4/96 14:02
2.00	-0.227	0.18	3/4/96 14:04
2.00	-0.227	-0.82	3/4/96 14:06
2.00	-0.227	-0.32	3/4/96 14:09
2.00	-0.227	-0.82	3/4/96 14:11
2.00	-0.227	-1.32	3/4/96 14:13
2.00	-0.227	-1.32	3/4/96 14:15

Carrier	Alpha Activity				Beta Activity			
	DPM	$\sigma$	flags	MDA	DPM	$\sigma$	flags	MDA
1	-0.660	1.46	<MDA	7.18	0.48	2.70	<MDA	12.13
2	0.796	1.46	<MDA	7.18	0.48	2.70	<MDA	12.13
3	0.796	1.46	<MDA	7.18	-3.56	1.36	<MDA	12.13
4	-0.660	1.46	<MDA	7.18	0.48	2.70	<MDA	12.13
5	0.796	1.46	<MDA	7.18	1.82	3.02	<MDA	12.13
6	0.796	1.46	<MDA	7.18	0.48	2.70	<MDA	12.13
7	0.796	1.46	<MDA	7.18	-0.87	2.34	<MDA	12.13
8	-0.660	1.46	<MDA	7.18	1.82	3.02	<MDA	12.13
9	0.796	1.46	<MDA	7.18	-2.22	1.92	<MDA	12.13
10	-0.660	1.46	<MDA	7.18	-0.87	2.34	<MDA	12.13
11	-0.660	1.46	<MDA	7.18	-0.87	2.34	<MDA	12.13
12	0.796	1.46	<MDA	7.18	-4.91	1.36	<MDA	12.13
13	0.796	1.46	<MDA	7.18	-2.22	1.92	<MDA	12.13
14	-0.660	1.46	<MDA	7.18	3.17	3.31	<MDA	12.13
15	-0.660	1.46	<MDA	7.18	-2.22	1.92	<MDA	12.13
16	-0.660	1.46	<MDA	7.18	4.51	3.57	<AL	12.13
17	-0.660	1.46	<MDA	7.18	-3.56	1.36	<MDA	12.13
18	3.708	2.52	<AL	7.18	-0.87	2.34	<MDA	12.13
19	-0.660	1.46	<MDA	7.18	0.48	2.70	<MDA	12.13
20	-0.660	1.46	<MDA	7.18	-2.22	1.92	<MDA	12.13
21	-0.660	1.46	<MDA	7.18	-0.87	2.34	<MDA	12.13
22	-0.660	1.46	<MDA	7.18	-2.22	1.92	<MDA	12.13
23	-0.660	1.46	<MDA	7.18	-3.56	1.36	<MDA	12.13
24	-0.660	1.46	<MDA	7.18	-3.56	1.36	<MDA	12.13



# LB5100-W Low Background Counting System -- Smear Analysis

Date: 3/5/96  
 Counting Unit id: 1  
 Data file name: C:\LBXL\UNIT1\B01-471.XLD  
 Batch Ended: 3/4/96 15:30  
 Crosstalk Correction: Not Applied

Alpha activity action level (DPM): 20.00  
 Beta activity action level (DPM): 200.00  
 Certainty level for MDA and flags: 95.00%  
 High Voltage Setting: 1440

Application Revision: 3  
 Application Version: Standard

Alpha efficiency log file: th230ab  
 Alpha Efficiency: 34.34%  
 Alpha to Beta Crosstalk: 23.95%  
 Alpha Background (CPM): 0.22666667  
 Alpha Correction Factor: 1.000

Beta efficiency log file: tc99ab  
 Beta Efficiency: 37.14%  
 Beta into Alpha Crosstalk: 0.17%  
 Beta Background (CPM): 1.823333333  
 Beta Correction Factor: 1.000

Batch ID: Blairsville 1-40A-2

Carrier	Alpha Activity				Beta Activity				Count time (min)	Alpha CPM	Beta CPM	Completion Date - Time
	DPM	$\sigma$	flags	MDA	DPM	$\sigma$	flags	MDA				
25	0.796	1.46	<MDA	7.18	0.48	2.70	<MDA	12.13	2.00	0.273	0.18	3/4/96 14:17
26	-0.660	1.46	<MDA	7.18	-3.56	1.36	<MDA	12.13	2.00	-0.227	-1.32	3/4/96 14:20
27	0.796	1.46	<MDA	7.18	-0.87	2.34	<MDA	12.13	2.00	0.273	-0.32	3/4/96 14:22
28	-0.660	1.46	<MDA	7.18	1.82	3.02	<MDA	12.13	2.00	-0.227	0.68	3/4/96 14:24
29	-0.660	1.46	<MDA	7.18	0.48	2.70	<MDA	12.13	2.00	-0.227	0.18	3/4/96 14:26
30	-0.660	1.46	<MDA	7.18	-0.87	2.34	<MDA	12.13	2.00	-0.227	-0.32	3/4/96 14:28
31	0.796	1.46	<MDA	7.18	0.48	2.70	<MDA	12.13	2.00	0.273	0.18	3/4/96 14:31
32	-0.660	1.46	<MDA	7.18	0.48	2.70	<MDA	12.13	2.00	-0.227	0.18	3/4/96 14:33
33	-0.660	1.46	<MDA	7.18	4.51	3.57	<AL	12.13	2.00	-0.227	1.68	3/4/96 14:35
34	-0.660	1.46	<MDA	7.18	-2.22	1.92	<MDA	12.13	2.00	-0.227	-0.82	3/4/96 14:37
35	0.796	1.46	<MDA	7.18	1.82	3.02	<MDA	12.13	2.00	0.273	0.68	3/4/96 14:39
36	-0.660	1.46	<MDA	7.18	-2.22	1.92	<MDA	12.13	2.00	-0.227	-0.82	3/4/96 14:42
37	-0.660	1.46	<MDA	7.18	-0.87	2.34	<MDA	12.13	2.00	-0.227	-0.32	3/4/96 14:44
38	3.708	2.52	<AL	7.18	7.21	4.05	<AL	12.13	2.00	1.273	2.68	3/4/96 14:46
39	0.796	1.46	<MDA	7.18	-4.91	1.36	<MDA	12.13	2.00	0.273	-1.82	3/4/96 14:48
40	0.796	1.46	<MDA	7.18	-2.22	1.92	<MDA	12.13	2.00	0.273	-0.82	3/4/96 14:51
41	-0.660	1.46	<MDA	7.18	4.51	3.57	<AL	12.13	2.00	-0.227	1.68	3/4/96 14:53
42	-0.660	1.46	<MDA	7.18	1.82	3.02	<MDA	12.13	2.00	-0.227	0.68	3/4/96 14:55
43	-0.660	1.46	<MDA	7.18	7.21	4.05	<AL	12.13	2.00	-0.227	2.68	3/4/96 14:57
44	-0.660	1.46	<MDA	7.18	-0.87	2.34	<MDA	12.13	2.00	-0.227	-0.32	3/4/96 14:59
45	-0.660	1.46	<MDA	7.18	-0.87	2.34	<MDA	12.13	2.00	-0.227	-0.32	3/4/96 15:02
46	-0.660	1.46	<MDA	7.18	-4.91	1.36	<MDA	12.13	2.00	-0.227	-1.82	3/4/96 15:04
47	2.252	2.06	<AL	7.18	-2.22	1.92	<MDA	12.13	2.00	0.773	-0.82	3/4/96 15:06
48	2.252	2.06	<AL	7.18	1.82	3.02	<MDA	12.13	2.00	0.773	0.68	3/4/96 15:08

**LB5100-W Low Background Counting System – Smear Analysis**

Date: 3/5/96  
 Counting Unit id: 1  
 Data file name: C:\LBXL\UNIT1\B01-471.XLD  
 Batch Ended: 3/4/96 15:30  
 Crosstalk Correction: Not Applied

Alpha activity action level (DPM): 20.00  
 Beta activity action level (DPM): 200.00  
 Certainty level for MDA and flags: 95.00%  
 High Voltage Setting: 1440

Application Revision: 3  
 Application Version: Standard

Batch ID: Blairsville 1-40A-2

Carrier	Alpha Activity				Beta Activity				Count time (min)	Alpha CPM	Beta CPM	Completion Date - Time
	DPM	$\sigma$	flags	MDA	DPM	$\sigma$	flags	MDA				
49	-0.660	1.46	<MDA	7.18	-2.22	1.92	<MDA	12.13	2.00	-0.227	-0.82	3/4/96 15:10
50	0.796	1.46	<MDA	7.18	1.82	3.02	<MDA	12.13	2.00	0.273	0.68	3/4/96 15:12
51	2.252	2.06	<AL	7.18	1.82	3.02	<MDA	12.13	2.00	0.773	0.68	3/4/96 15:15
52	0.796	1.46	<MDA	7.18	1.82	3.02	<MDA	12.13	2.00	0.273	0.68	3/4/96 15:17
53	-0.660	1.46	<MDA	7.18	1.82	3.02	<MDA	12.13	2.00	-0.227	0.68	3/4/96 15:19
54	-0.660	1.46	<MDA	7.18	3.17	3.31	<MDA	12.13	2.00	-0.227	1.18	3/4/96 15:21
55	-0.660	1.46	<MDA	7.18	-2.22	1.92	<MDA	12.13	2.00	-0.227	-0.82	3/4/96 15:24
56	0.796	1.46	<MDA	7.18	-0.87	2.34	<MDA	12.13	2.00	0.273	-0.32	3/4/96 15:26
57	-0.660	1.46	<MDA	7.18	-2.22	1.92	<MDA	12.13	2.00	-0.227	-0.82	3/4/96 15:28
58	0.796	1.46	<MDA	7.18	3.17	3.31	<MDA	12.13	2.00	0.273	1.18	3/4/96 15:30

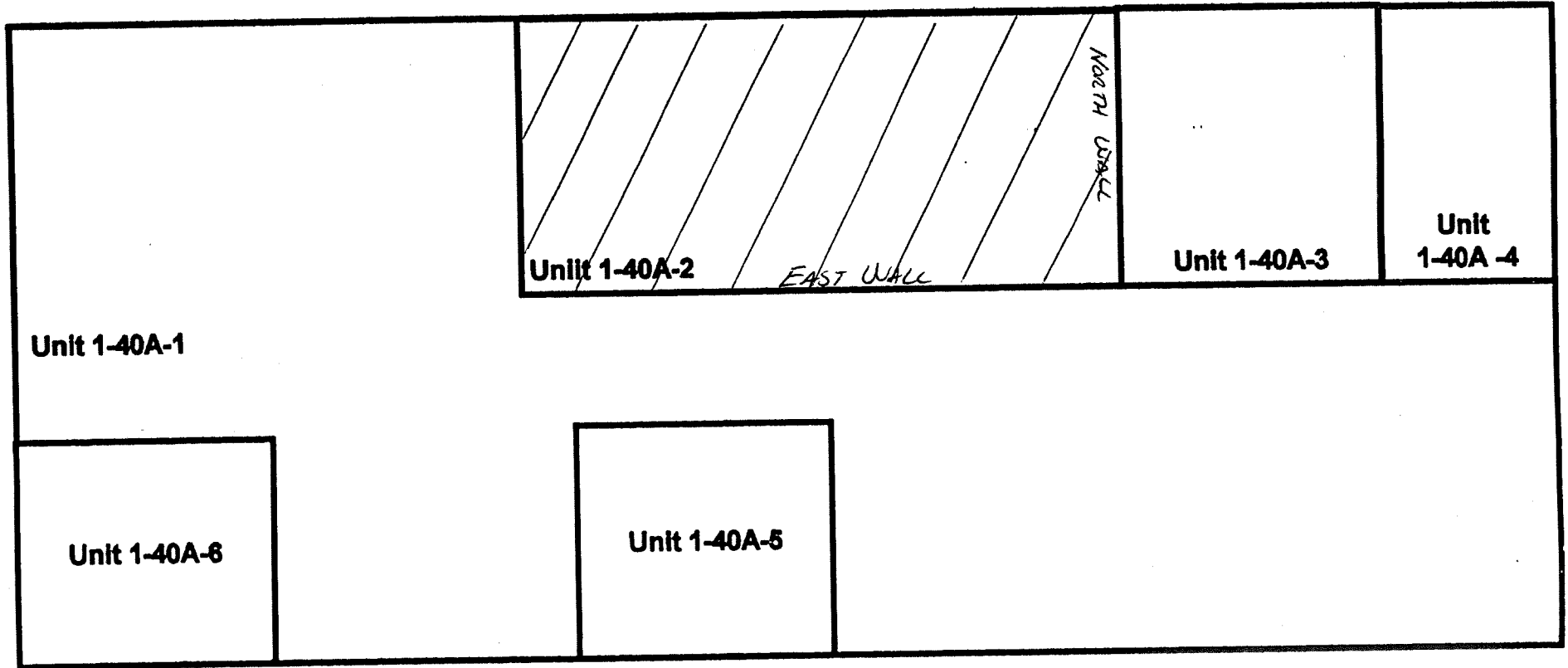
Alpha efficiency log file: th230ab Alpha Efficiency: 34.34% Alpha to Beta Crosstalk: 23.95% Alpha Background (CPM): 0.22666667 Alpha Correction Factor: 1.000
Beta efficiency log file: tc99ab Beta Efficiency: 37.14% Beta into Alpha Crosstalk: 0.17% Beta Background (CPM): 1.823333333 Beta Correction Factor: 1.000

UNIT 1-40A-2

SNA :

DATE: 1-10-95

# UNIT 1-40A (Main Floor)



# Blairsville Decommissioning Survey Form #003

Survey Serial #:	01-472
------------------	--------

Survey Section:	1
-----------------	---

Survey Unit:	40A
--------------	-----

Survey Sub-unit:	2
------------------	---

Classification:	5
-----------------	---

Survey Type:	Lower
--------------	-------

Survey Date:	1/11/96
--------------	---------

Count Date:	2/28/96
-------------	---------


Alpha Survey Instruments				
Inst. S/N	Inst. Code	Eff. %	Corr. Fac.	Bkg. CPM
1588	8	20.6	4.85	2

Beta Survey Instruments				
Inst. S/N	Inst. Code	Eff. %	Corr. Fac.	Bkg. CPM
1601	13	34	2.94	226.00

Gamma or Beta/Gamma Instruments			
Inst. S/N	Inst. Code	Bkg.	Detection Type

Alpha Counting Instruments				
Inst. S/N	Inst. Code	Eff. %	Corr. Fac.	Bkg. CPM
13295	2	32.38	3.09	0.23

Beta Counting Instruments				
Inst. S/N	Inst. Code	Eff. %	Corr. Fac.	Bkg. CPM
13295	3	35.92	2.78	1.58

Surveyor:	V. Taylor / L. Smith
Signature:	

Surface Description	Coordinates		Gamma at 1m	Gamma Inst.	Beta/Gamma Contact	Beta/Gamma	Contact Gross 1 min. Count	Alpha Inst.	Contact Gross 1 min. Count	Beta Inst.	Scan Contact Gross CPM		Removable DPM/100 cm2	Alpha Count	Removable DPM/100 cm2	Beta Count	Comments
	X	Y	uR/hr	Code	mR/hr	Code	Alpha	Code	Beta	Code	Max Beta	Avg Beta	Alpha	Code	Beta	Code	
Painted Block	1	1	N/A	N/A	N/A	N/A	2	8	208	13	278	210	-0.66	2	0.48	3	West wall
Painted Block	1	2	N/A	N/A	N/A	N/A	1	8	203	13	311	205	2.25	2	-2.22	3	West wall
Painted Block	2	0.5	N/A	N/A	N/A	N/A	2	8	177	13	257	210	0.80	2	-0.87	3	West wall
Painted Block	2	1.5	N/A	N/A	N/A	N/A	1	8	204	13	243	160	-0.66	2	-0.87	3	West wall
Painted Block	3	1	N/A	N/A	N/A	N/A	2	8	206	13	334	180	-0.66	2	1.82	3	West wall
Painted Block	3	2	N/A	N/A	N/A	N/A	1	8	174	13	270	180	-0.66	2	-2.22	3	West wall
Painted Block	4	0.5	N/A	N/A	N/A	N/A	6	8	187	13	266	188	-0.66	2	0.48	3	West wall
Painted Block	4	1.5	N/A	N/A	N/A	N/A	2	8	195	13	240	160	-0.66	2	-4.91	3	West wall
Painted Block	5	0.5	N/A	N/A	N/A	N/A	5	8	220	13	229	170	0.80	2	-0.87	3	West wall
Painted Block	5	1.5	N/A	N/A	N/A	N/A	4	8	191	13	281	190	-0.66	2	-0.87	3	West wall
Painted Block	6	1	N/A	N/A	N/A	N/A	7	8	205	13	246	180	0.80	2	0.48	3	West wall
Painted Block	6	2	N/A	N/A	N/A	N/A	3	8	205	13	253	200	-0.66	2	0.48	3	West wall
Painted Block	7	0.5	N/A	N/A	N/A	N/A	5	8	191	13	259	180	-0.66	2	-0.87	3	West wall
Painted Block	7	1.5	N/A	N/A	N/A	N/A	4	8	185	13	325	190	0.80	2	0.48	3	West wall
Painted Block	8.8	1	N/A	N/A	N/A	N/A	3	8	190	13	247	170	0.80	2	0.48	3	West wall
Painted Block	8.8	2	N/A	N/A	N/A	N/A	5	8	177	13	285	150	0.80	2	1.82	3	West wall

**LB5100-W Low Background Counting System -- Smear Analysis**

Date: 3/4/96  
 Counting Unit id: 1  
 Data file name: C:\LBXL\UNIT1\B01-472.XLD  
 Batch Ended: 2/28/96 7:30  
 Crosstalk Correction: Not Applied

Alpha activity action level (DPM): 20.00  
 Beta activity action level (DPM): 200.00  
 Certainty level for MDA and flags: 95.00%  
 High Voltage Setting: 1440

Application Revision: 3  
 Application Version: Standard

Batch ID: Blairsville 1-40A-2

Carrier	Alpha Activity				Beta Activity				Count time (min)	Alpha CPM	Beta CPM	Completion Date - Time
	DPM	$\sigma$	flags	MDA	DPM	$\sigma$	flags	MDA				
2	-0.660	1.46	<MDA	7.18	0.48	2.70	<MDA	12.13	2.00	-0.227	0.18	2/28/96 6:56
3	2.252	2.06	<AL	7.18	-2.22	1.92	<MDA	12.13	2.00	0.773	-0.82	2/28/96 6:59
4	0.796	1.46	<MDA	7.18	-0.87	2.34	<MDA	12.13	2.00	0.273	-0.32	2/28/96 7:01
5	-0.660	1.46	<MDA	7.18	-0.87	2.34	<MDA	12.13	2.00	-0.227	-0.32	2/28/96 7:03
6	-0.660	1.46	<MDA	7.18	1.82	3.02	<MDA	12.13	2.00	-0.227	0.68	2/28/96 7:05
7	-0.660	1.46	<MDA	7.18	-2.22	1.92	<MDA	12.13	2.00	-0.227	-0.82	2/28/96 7:07
8	-0.660	1.46	<MDA	7.18	0.48	2.70	<MDA	12.13	2.00	-0.227	0.18	2/28/96 7:10
9	-0.660	1.46	<MDA	7.18	-4.91	1.36	<MDA	12.13	2.00	-0.227	-1.82	2/28/96 7:12
10	0.796	1.46	<MDA	7.18	-0.87	2.34	<MDA	12.13	2.00	0.273	-0.32	2/28/96 7:14
11	-0.660	1.46	<MDA	7.18	-0.87	2.34	<MDA	12.13	2.00	-0.227	-0.32	2/28/96 7:16
12	0.796	1.46	<MDA	7.18	0.48	2.70	<MDA	12.13	2.00	0.273	0.18	2/28/96 7:18
13	-0.660	1.46	<MDA	7.18	0.48	2.70	<MDA	12.13	2.00	-0.227	0.18	2/28/96 7:21
14	-0.660	1.46	<MDA	7.18	-0.87	2.34	<MDA	12.13	2.00	-0.227	-0.32	2/28/96 7:23
15	0.796	1.46	<MDA	7.18	0.48	2.70	<MDA	12.13	2.00	0.273	0.18	2/28/96 7:25
16	0.796	1.46	<MDA	7.18	0.48	2.70	<MDA	12.13	2.00	0.273	0.18	2/28/96 7:27
17	0.796	1.46	<MDA	7.18	1.82	3.02	<MDA	12.13	2.00	0.273	0.68	2/28/96 7:30

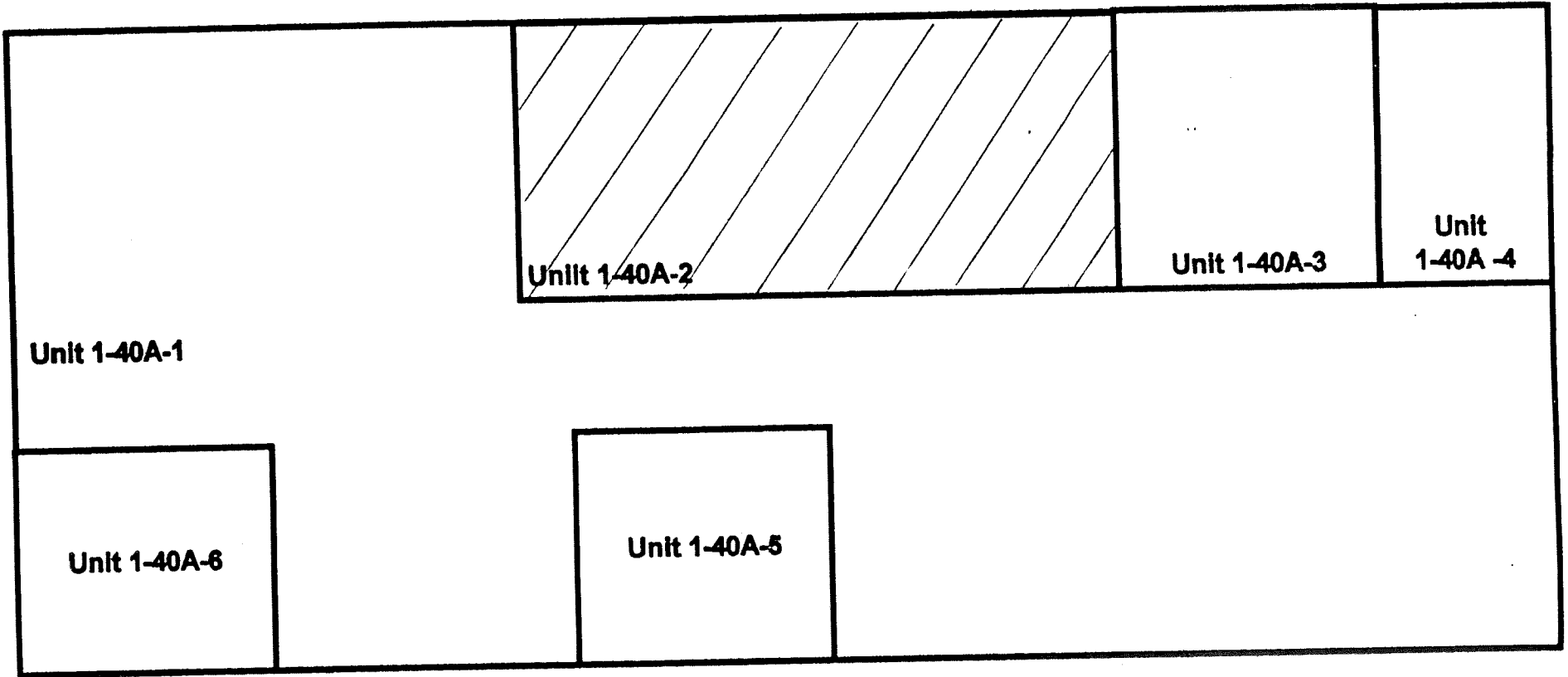
Alpha efficiency log file: th230ab  
 Alpha Efficiency: 34.34%  
 Alpha to Beta Crosstalk: 23.95%  
 Alpha Background (CPM): 0.226666667  
 Alpha Correction Factor: 1.000

Beta efficiency log file: tc99ab  
 Beta Efficiency: 37.14%  
 Beta into Alpha Crosstalk: 0.17%  
 Beta Background (CPM): 1.823333333  
 Beta Correction Factor: 1.000

SN-01472

DATE: 1-11-96

# UNIT 1-40A (Main Floor)



Unit 1-40A-1

Unit 1-40A-2

Unit 1-40A-3

Unit  
1-40A-4

Unit 1-40A-6

Unit 1-40A-5

# Blairsville Decommissioning Survey Form #003

Survey Serial #:	01-473
Survey Section:	1
Survey Unit:	39
Survey Sub-unit:	1

Alpha Survey Instruments				
Inst. S/N	Inst. Code	Eff. %	Corr. Fac.	Bkg. CPM
1588	8	23.2	4.31	2

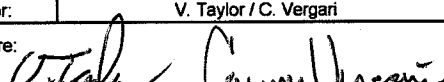
Beta Survey Instruments				
Inst. S/N	Inst. Code	Eff. %	Corr. Fac.	Bkg. CPM
1801	13	34.9	2.87	224.00

Gamma or Beta/Gamma Instruments			
Inst. S/N	Inst. Code	Bkg.	Detection Type
234	23	6	Gamma
1522	22	0.015	Beta / Gamma

Classification:	5
Survey Type:	Lower
Survey Date:	2/1/96
Count Date:	3/4/96

Alpha Counting Instruments				
Inst. S/N	Inst. Code	Eff. %	Corr. Fac.	Bkg. CPM
13295	2	33.58	2.98	0.23

Beta Counting Instruments				
Inst. S/N	Inst. Code	Eff. %	Corr. Fac.	Bkg. CPM
13295	3	36.19	2.76	1.58

Surveyor:	V. Taylor / C. Vergari
Signature:	

Surface Description	Coordinates		Gamma at 1m uR/hr	Gamma Inst. Code	Beta/Gamma Contact mR/hr	Beta/Gamma Code	Contact Gross 1 min. Count Alpha	Alpha Inst. Code	Contact Gross 1 min. Count Beta	Beta Inst. Code	Scan Contact Gross CPM		Removable DPM/100 cm2 Alpha	Alpha Count Code	Removable DPM/100 cm2 Beta	Beta Count Code	Comments
	X	Y									Max Beta	Avg Beta					
	Concrete	9									-11	6					
Concrete	10	-11	6	23	0.013	22	1	8	428	13	1210	300	-0.66	2	1.82	3	Floor
Concrete	9	-12	6	23	0.015	22	2	8	285	13	326	250	0.80	2	1.82	3	Floor
Concrete	10	-12	6	23	0.01	22	3	8	388	13	537	280	0.80	2	-3.56	3	Floor
Concrete	9	-13	6	23	0.012	22	3	8	310	13	383	240	0.80	2	1.82	3	Floor
Concrete	10	-13	6	23	0.01	22	2	8	332	13	414	300	-0.66	2	-0.87	3	Floor
Concrete	9	-14	6	23	0.009	22	5	8	305	13	420	300	-0.66	2	-3.56	3	Floor
Concrete	10	-14	6	23	0.016	22	2	8	406	13	1190	370	-0.66	2	-2.22	3	Floor
Concrete	9	-15	6	23	0.009	22	2	8	301	13	417	260	-0.66	2	-0.87	3	Floor
Concrete	10	-15	6	23	0.009	22	2	8	314	13	393	240	2.25	2	-0.87	3	Floor
Concrete	11	-15	6	23	0.013	22	2	8	285	13	440	250	-0.66	2	-3.56	3	Floor
Concrete	9	-16	6	23	0.009	22	1	8	289	13	453	320	2.25	2	1.82	3	Floor
Concrete	10	-16	6	23	0.012	22	1	8	340	13	438	300	0.80	2	0.48	3	Floor
Concrete	11	-16	6	23	0.01	22	2	8	308	13	355	250	0.80	2	-0.87	3	Floor
Concrete	9	-17	6	23	0.018	22	2	8	253	13	1110	300	0.80	2	7.21	3	Floor
Concrete	10	-17	5	23	0.016	22	4	8	325	13	403	290	0.80	2	1.82	3	Floor
Concrete	11	-17	5	23	0.013	22	3	8	270	13	421	320	-0.66	2	-0.87	3	Floor
Concrete	9	-18	5	23	0.016	22	1	8	281	13	399	250	-0.66	2	-0.87	3	Floor
Concrete	10	-18	5	23	0.009	22	3	8	280	13	413	300	-0.66	2	-0.87	3	Floor
Concrete	11	-18	6	23	0.013	22	3	8	294	13	418	300	0.80	2	1.82	3	Floor
Concrete	9	-19	6	23	0.018	22	2	8	277	13	362	250	0.80	2	-3.56	3	Floor
Concrete	10	-19	6	23	0.013	22	3	8	263	13	487	300	-0.66	2	-0.87	3	Floor
Concrete	11	-11	6	23	0.021	22	3	8	325	13	347	250	2.25	2	-2.22	3	Floor of trough

# Blairsville Decommissioning Survey Form #003

Survey Serial #:	01-473
Survey Section:	1
Survey Unit:	39
Survey Sub-unit:	1

Alpha Survey Instruments				
Inst. S/N	Inst. Code	Eff. %	Corr. Fac.	Bkg. CPM
1588	8	23.2	4.31	2

Beta Survey Instruments				
Inst. S/N	Inst. Code	Eff. %	Corr. Fac.	Bkg. CPM
1601	13	34.9	2.87	224.00

Gamma or Beta/Gamma Instruments			
Inst. S/N	Inst. Code	Bkg.	Detection Type
234	23	6	Gamma
1522	22	0.015	Beta / Gamma

Classification:	5
Survey Type:	Lower
Survey Date:	2/1/96
Count Date:	3/4/96

Alpha Counting Instruments				
Inst. S/N	Inst. Code	Eff. %	Corr. Fac.	Bkg. CPM
13295	2	33.58	2.98	0.23

Beta Counting Instruments				
Inst. S/N	Inst. Code	Eff. %	Corr. Fac.	Bkg. CPM
13295	3	36.19	2.76	1.58

Surveyor:	V. Taylor / C. Vergari
Signature:	<i>V. Taylor</i> <i>C. Vergari</i>

Surface Description	Coordinates		Gamma at 1m	Gamma Inst.	Beta/Gamma Contact	Beta/Gamma	Contact Gross 1 min. Count	Alpha Inst.	Contact Gross 1 min. Count	Beta Inst.	Scan Contact Gross CPM		Removable DPM/100 cm2	Alpha Count	Removable DPM/100 cm2	Beta Count	Comments
	X	Y	uR/hr	Code	mR/hr	Code	Alpha	Code	Beta	Code	Max Beta	Avg Beta	Alpha	Code	Beta	Code	
Concrete	11	-12	6	23	0.009	22	4	8	432	13	473	320	2.25	2	-0.87	3	Floor of trough
Concrete	11	-13	6	23	0.018	22	1	8	323	13	330	264	-0.66	2	-2.22	3	Floor of trough
Concrete	11	-14	6	23	0.01	22	3	8	305	13	422	310	-0.66	2	3.17	3	Floor of trough
Concrete	11	-15	6	23	0.014	22	1	8	328	13	352	250	-0.66	2	-0.87	3	Floor of trough
Concrete wall	1	0.5	N/A	N/A	N/A	N/A	3	8	223	13	405	230	-0.66	2	-2.22	3	South Lateral
Concrete Wall	2	0.5	N/A	N/A	N/A	N/A	2	8	220	13	375	240	-0.66	2	-0.87	3	South lateral
Concrete Wall	1	0.5	N/A	N/A	N/A	N/A	4	8	211	13	366	220	-0.66	2	-3.56	3	Trough West wall
Concrete Wall	2	0.3	N/A	N/A	N/A	N/A	6	8	236	13	374	250	-0.66	2	5.86	3	Trough West wall
Concrete Wall	3	0.3	N/A	N/A	N/A	N/A	9	8	295	13	401	280	0.80	2	-4.91	3	Trough West wall
Concrete Wall	4	0.3	N/A	N/A	N/A	N/A	4	8	237	13	347	250	0.80	2	-4.91	3	Trough West wall
Concrete Wall	1	0.5	N/A	N/A	N/A	N/A	2	8	226	13	582	220	-0.66	2	-3.56	3	Trough East wall
Concrete Wall	2	0.5	N/A	N/A	N/A	N/A	2	8	250	13	407	270	-0.66	2	-3.56	3	Trough East wall
Concrete Wall	3	0.5	N/A	N/A	N/A	N/A	2	8	393	13	472	330	-0.66	2	-0.87	3	Trough East wall
Concrete Wall	4	0.5	N/A	N/A	N/A	N/A	5	8	326	13	379	280	-0.66	2	1.82	3	Trough East wall
Excavated dirt floor	8	-13	7	23	0.009	22	8	8	348	13	436	280	-0.66	2	-2.22	3	No Smear (soil sample taken)
Excavated dirt floor	8	-14	7	23	0.011	22	7	8	350	13	480	250		2		3	No Smear (soil sample taken)
Excavated dirt floor	8	-15	7	23	0.013	22	3	8	411	13	1620	370		2		3	No Smear (soil sample taken)
Excavated dirt floor	8	-16	9	23	0.018	22	6	8	361	13	17500	520		2		3	No Smear (soil sample taken)
Dirt East Lat. Wall	1	0.5	N/A	N/A	N/A	N/A	2	8	226	13	582	220		2		3	No Smear (soil sample taken)
Dirt East Lat. Wall	2	0.5	N/A	N/A	N/A	N/A	3	8	250	13	407	270		2		3	No Smear (soil sample taken)
East Lat. dirt wall	3	0.5	N/A	N/A	N/A	N/A	3	8	393	13	472	330		2		3	No Smear (soil sample taken)
East Lat. dirt wall	4	0.5	N/A	N/A	N/A	N/A	1	8	326	13	379	280		2		3	No Smear (soil sample taken)
East Lat. dirt wall	5	0.5	N/A	N/A	N/A	N/A	0	8	321	13	425	320		2		3	No Smear (soil sample taken)



## Blairsville Decommissioning Survey Form #003

Survey Serial #:	<b>01-473</b>
Survey Section:	1
Survey Unit:	39
Survey Sub-unit:	1

Alpha Survey Instruments				
Inst. S/N	Inst. Code	Eff. %	Corr. Fac.	Bkg. CPM
1588	8	23.2	4.31	2


Beta Survey Instruments				
Inst. S/N	Inst. Code	Eff. %	Corr. Fac.	Bkg. CPM
1601	13	34.9	2.87	224.00

Gamma or Beta/Gamma Instruments			
Inst. S/N	Inst. Code	Bkg.	Detection Type
234	23	6	Gamma
1522	22	0.015	Beta / Gamma

Classification:	5
Survey Type:	Lower

Alpha Counting Instruments				
Inst. S/N	Inst. Code	Eff. %	Corr. Fac.	Bkg. CPM
13295	2	33.58	2.98	0.23

Beta Counting Instruments				
Inst. S/N	Inst. Code	Eff. %	Corr. Fac.	Bkg. CPM
13295	3	36.19	2.76	1.58

Surveyor:	V. Taylor / C. Vergari
Signature:	

Surface Description	Coordinates		Gamma at 1m	Gamma Inst.	Beta/Gamma Contact	Beta/Gamma Code	Contact Gross 1 min. Count	Alpha Inst.	Contact Gross 1 min. Count	Beta Inst.	Scan Contact Gross CPM		Removable DPM/100 cm2	Alpha Count	Removable DPM/100 cm2	Beta Count	Comments
	X	Y	uR/hr	Code	mR/hr	Code	Alpha	Code	Beta	Code	Max Beta	Avg Beta	Alpha	Code	Beta	Code	
East Lat. dirt wall	6	0.5	N/A	N/A	N/A	N/A	2	8	349	13	389	310		2		3	No Smear (soil sample taken)
East Lat. dirt wall	7	0.5	N/A	N/A	N/A	N/A	4	8	313	13	423	300		2		3	No Smear (soil sample taken)
East Lat. dirt wall	8	0.5	N/A	N/A	N/A	N/A	1	8	299	13	42	250		2		3	No Smear (soil sample taken)

**LB5100-W Low Background Counting System – Smear Analysis**

Date: 3/4/96  
 Counting Unit id: 1  
 Data file name: C:\LBXL\UNIT1\B01-473.XLD  
 Batch Ended: 3/4/96 10:43  
 Crosstalk Correction: Not Applied

Alpha activity action level (DPM): 20.00  
 Beta activity action level (DPM): 200.00  
 Certainty level for MDA and flags: 95.00%  
 High Voltage Setting: 1440

Application Revision: 3  
 Application Version: Standard

Alpha efficiency log file: th230ab  
 Alpha Efficiency: 34.34%  
 Alpha to Beta Crosstalk: 23.95%  
 Alpha Background (CPM): 0.226666667  
 Alpha Correction Factor: 1.000

Beta efficiency log file: tc99ab  
 Beta Efficiency: 37.14%  
 Beta into Alpha Crosstalk: 0.17%  
 Beta Background (CPM): 1.823333333  
 Beta Correction Factor: 1.000

Batch ID: Blairsville 1-39-1 south lateral

Carrier	Alpha Activity				Beta Activity				Count time (min)	Alpha CPM	Beta CPM	Completion Date - Time
	DPM	$\sigma$	flags	MDA	DPM	$\sigma$	flags	MDA				
3	0.796	1.46	<MDA	7.18	0.48	2.70	<MDA	12.13	2.00	0.273	0.18	3/4/96 9:21
4	-0.660	1.46	<MDA	7.18	1.82	3.02	<MDA	12.13	2.00	-0.227	0.68	3/4/96 9:24
5	0.796	1.46	<MDA	7.18	1.82	3.02	<MDA	12.13	2.00	0.273	0.68	3/4/96 9:26
6	0.796	1.46	<MDA	7.18	-3.56	1.36	<MDA	12.13	2.00	0.273	-1.32	3/4/96 9:28
7	0.796	1.46	<MDA	7.18	1.82	3.02	<MDA	12.13	2.00	0.273	0.68	3/4/96 9:30
8	-0.660	1.46	<MDA	7.18	-0.87	2.34	<MDA	12.13	2.00	-0.227	-0.32	3/4/96 9:32
9	-0.660	1.46	<MDA	7.18	-3.56	1.36	<MDA	12.13	2.00	-0.227	-1.32	3/4/96 9:35
10	-0.660	1.46	<MDA	7.18	-2.22	1.92	<MDA	12.13	2.00	-0.227	-0.82	3/4/96 9:37
11	-0.660	1.46	<MDA	7.18	-0.87	2.34	<MDA	12.13	2.00	-0.227	-0.32	3/4/96 9:39
12	2.252	2.06	<AL	7.18	-0.87	2.34	<MDA	12.13	2.00	0.773	-0.32	3/4/96 9:41
13	-0.660	1.46	<MDA	7.18	-3.56	1.36	<MDA	12.13	2.00	-0.227	-1.32	3/4/96 9:43
14	2.252	2.06	<AL	7.18	1.82	3.02	<MDA	12.13	2.00	0.773	0.68	3/4/96 9:46
15	0.796	1.46	<MDA	7.18	0.48	2.70	<MDA	12.13	2.00	0.273	0.18	3/4/96 9:48
16	0.796	1.46	<MDA	7.18	-0.87	2.34	<MDA	12.13	2.00	0.273	-0.32	3/4/96 9:50
17	0.796	1.46	<MDA	7.18	7.21	4.05	<AL	12.13	2.00	0.273	2.68	3/4/96 9:52
18	0.796	1.46	<MDA	7.18	1.82	3.02	<MDA	12.13	2.00	0.273	0.68	3/4/96 9:54
19	-0.660	1.46	<MDA	7.18	-0.87	2.34	<MDA	12.13	2.00	-0.227	-0.32	3/4/96 9:57
20	-0.660	1.46	<MDA	7.18	-0.87	2.34	<MDA	12.13	2.00	-0.227	-0.32	3/4/96 9:59
21	-0.660	1.46	<MDA	7.18	-0.87	2.34	<MDA	12.13	2.00	-0.227	-0.32	3/4/96 10:01
22	0.796	1.46	<MDA	7.18	1.82	3.02	<MDA	12.13	2.00	0.273	0.68	3/4/96 10:03
23	0.796	1.46	<MDA	7.18	-3.56	1.36	<MDA	12.13	2.00	0.273	-1.32	3/4/96 10:05
24	-0.660	1.46	<MDA	7.18	-0.87	2.34	<MDA	12.13	2.00	-0.227	-0.32	3/4/96 10:08
25	2.252	2.06	<AL	7.18	-2.22	1.92	<MDA	12.13	2.00	0.773	-0.82	3/4/96 10:10
26	2.252	2.06	<AL	7.18	-0.87	2.34	<MDA	12.13	2.00	0.773	-0.32	3/4/96 10:12

**LB5100-W Low Background Counting System – Smear Analysis**

Date: 3/4/96  
 Counting Unit id: 1  
 Data file name: C:\LBXL\UNIT1\B01-473.XLD  
 Batch Ended: 3/4/96 10:43  
 Crosstalk Correction: Not Applied

Alpha activity action level (DPM): 20.00  
 Beta activity action level (DPM): 200.00  
 Certainty level for MDA and flags: 95.00%  
 High Voltage Setting: 1440

Application Revision: 3  
 Application Version: Standard

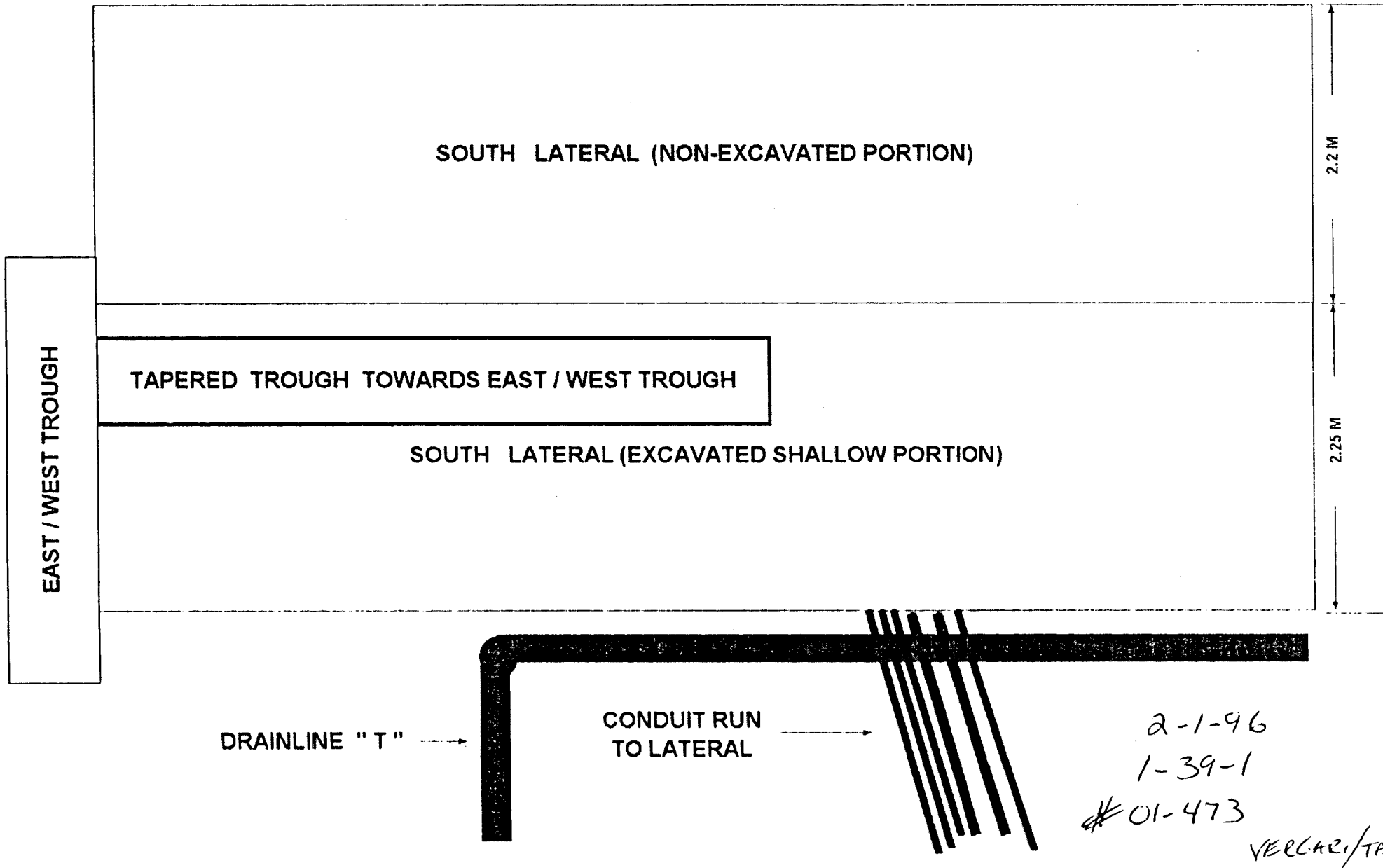
Batch ID: Blairsville 1-39-1 south lateral

Alpha efficiency log file: th230ab Alpha Efficiency: 34.34% Alpha to Beta Crosstalk: 23.95% Alpha Background (CPM): 0.226666667 Alpha Correction Factor: 1.000			
Beta efficiency log file: tc99ab Beta Efficiency: 37.14% Beta into Alpha Crosstalk: 0.17% Beta Background (CPM): 1.823333333 Beta Correction Factor: 1.000			
Count time (min)	Alpha CPM	Beta CPM	Completion Date - Time
2.00	-0.227	-0.82	3/4/96 10:14
2.00	-0.227	1.18	3/4/96 10:16
2.00	-0.227	-0.32	3/4/96 10:19
2.00	-0.227	-0.82	3/4/96 10:21
2.00	-0.227	-0.32	3/4/96 10:23
2.00	-0.227	-1.32	3/4/96 10:25
2.00	-0.227	2.18	3/4/96 10:27
2.00	0.273	-1.82	3/4/96 10:30
2.00	0.273	-1.82	3/4/96 10:32
2.00	-0.227	-1.32	3/4/96 10:34
2.00	-0.227	-1.32	3/4/96 10:36
2.00	-0.227	-0.32	3/4/96 10:38
2.00	-0.227	0.68	3/4/96 10:41
2.00	-0.227	-0.82	3/4/96 10:43

Carrier	Alpha Activity				Beta Activity			
	DPM	$\sigma$	flags	MDA	DPM	$\sigma$	flags	MDA
27	-0.660	1.46	<MDA	7.18	-2.22	1.92	<MDA	12.13
28	-0.660	1.46	<MDA	7.18	3.17	3.31	<MDA	12.13
29	-0.660	1.46	<MDA	7.18	-0.87	2.34	<MDA	12.13
30	-0.660	1.46	<MDA	7.18	-2.22	1.92	<MDA	12.13
31	-0.660	1.46	<MDA	7.18	-0.87	2.34	<MDA	12.13
32	-0.660	1.46	<MDA	7.18	-3.56	1.36	<MDA	12.13
33	-0.660	1.46	<MDA	7.18	5.86	3.82	<AL	12.13
34	0.796	1.46	<MDA	7.18	-4.91	1.36	<MDA	12.13
35	0.796	1.46	<MDA	7.18	-4.91	1.36	<MDA	12.13
36	-0.660	1.46	<MDA	7.18	-3.56	1.36	<MDA	12.13
37	-0.660	1.46	<MDA	7.18	-3.56	1.36	<MDA	12.13
38	-0.660	1.46	<MDA	7.18	-0.87	2.34	<MDA	12.13
39	-0.660	1.46	<MDA	7.18	1.82	3.02	<MDA	12.13
40	-0.660	1.46	<MDA	7.18	-2.22	1.92	<MDA	12.13

# SOUTH LATERAL UNIT 1-39-1 TOP VIEW WITH DRAINLINE & CONDUIT RUN ADDIN

NORTH ←



2.2 M

2.25 M

2-1-96

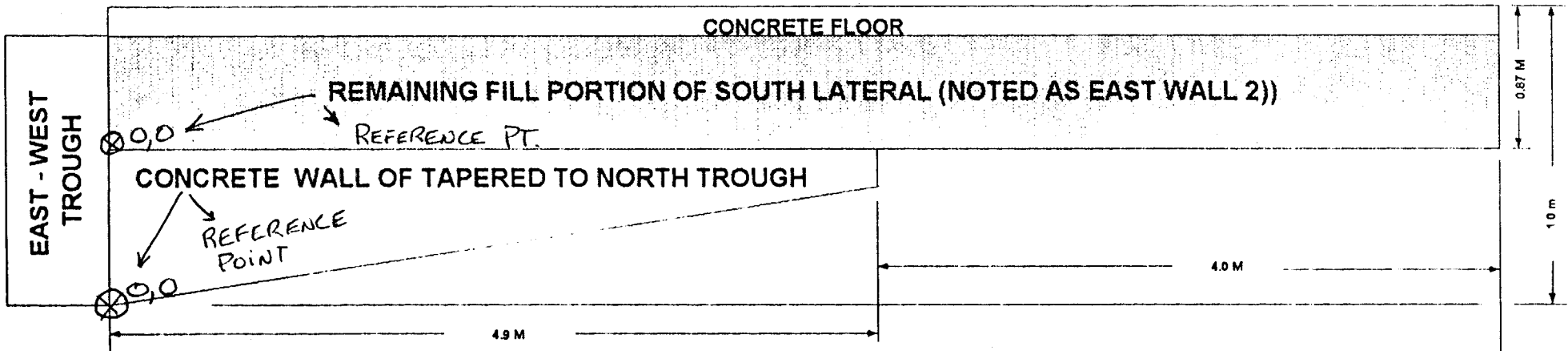
1-39-1

\*01-473

VERGARI/TAYLOR

# SOUTH LATERAL UNIT 1-39-1 VIEWS AND CROSS SECTIONS

## CROSS SECTION FACING EAST



NORTH

2-1-96  
1-39-1  
# 01-473  
VERGARI/TAYLOR

# Blairsville Decommissioning Survey Form #003

Survey Serial #:	01-474
Survey Section:	1
Survey Unit:	39
Survey Sub-unit:	1

Alpha Survey Instruments				
Inst. S/N	Inst. Code	Eff. %	Corr. Fac.	Bkg. CPM
1588	8	21.7	4.61	1


Beta Survey Instruments				
Inst. S/N	Inst. Code	Eff. %	Corr. Fac.	Bkg. CPM
1601	13	33.9	2.95	212
5242	15	21.4	4.67	40.00

Gamma or Beta/Gamma Instruments			
Inst. S/N	Inst. Code	Bkg.	Detection Type
1522	22	0.016	Beta / Gamma
234	23	6	Gamma

Classification:	5
Survey Type:	Misc

Alpha Counting Instruments				
Inst. S/N	Inst. Code	Eff. %	Corr. Fac.	Bkg. CPM
13295	2	34.34	2.91	0.23

Beta Counting Instruments				
Inst. S/N	Inst. Code	Eff. %	Corr. Fac.	Bkg. CPM
13295	3	37.14	2.69	1.82

Surveyor:	C. Vergari / L. Smith
Signature:	

Surface Description	Coordinates		Gamma at 1m uR/hr	Gamma Inst. Code	Beta/Gamma Contact mR/hr	Beta/Gamma Code	Contact Gross 1 min. Count Alpha	Alpha Inst. Code	Contact Gross 1 min. Count Beta	Beta Inst. Code	Scan Contact Gross CPM		Removable DPM/100 cm2 Alpha	Alpha Count Code	Removable DPM/100 cm2 Beta	Beta Count Code	Comments
	X	Y									Max Beta	Avg Beta					
Concrete / Conduit	9.5	-16	6	23	0.012	22	1	8	375	13	513	400	-0.66	2	0.48	3	East portion in South Lateral
Concrete / Conduit	9.5	-17	6	23	0.011	22	3	8	379	13	629	425	-0.66	2	-4.91	3	East portion in South Lateral
Clay @ 5' depth	8.5	-16	10	23	0.018	22	3	8	569	13	700	500		2		3	Removed conduit area
Clay @ 5' depth	8.5	-17	9	23	0.018	22	7	8	584	13	747	550		2		3	Removed conduit area
Conduit	9.5	-16	N/A	N/A	N/A	N/A	N/A	N/A	N/A	15	100	50		2		3	Within conduit
Conduit	9.5	-17	N/A	N/A	N/A	N/A	N/A	N/A	N/A	15	70	50		2		3	Within conduit

**LB5100-W Low Background Counting System -- Smear Analysis**

Date: 3/4/96  
 Counting Unit id: 1  
 Data file name: C:\LBXL\UNIT1\B01-474.XLD  
 Batch Ended: 3/4/96 10:47  
 Crosstalk Correction: Not Applied

Alpha activity action level (DPM): 20.00  
 Beta activity action level (DPM): 200.00  
 Certainty level for MDA and flags: 95.00%  
 High Voltage Setting: 1440

Application Revision: 3  
 Application Version: Standard

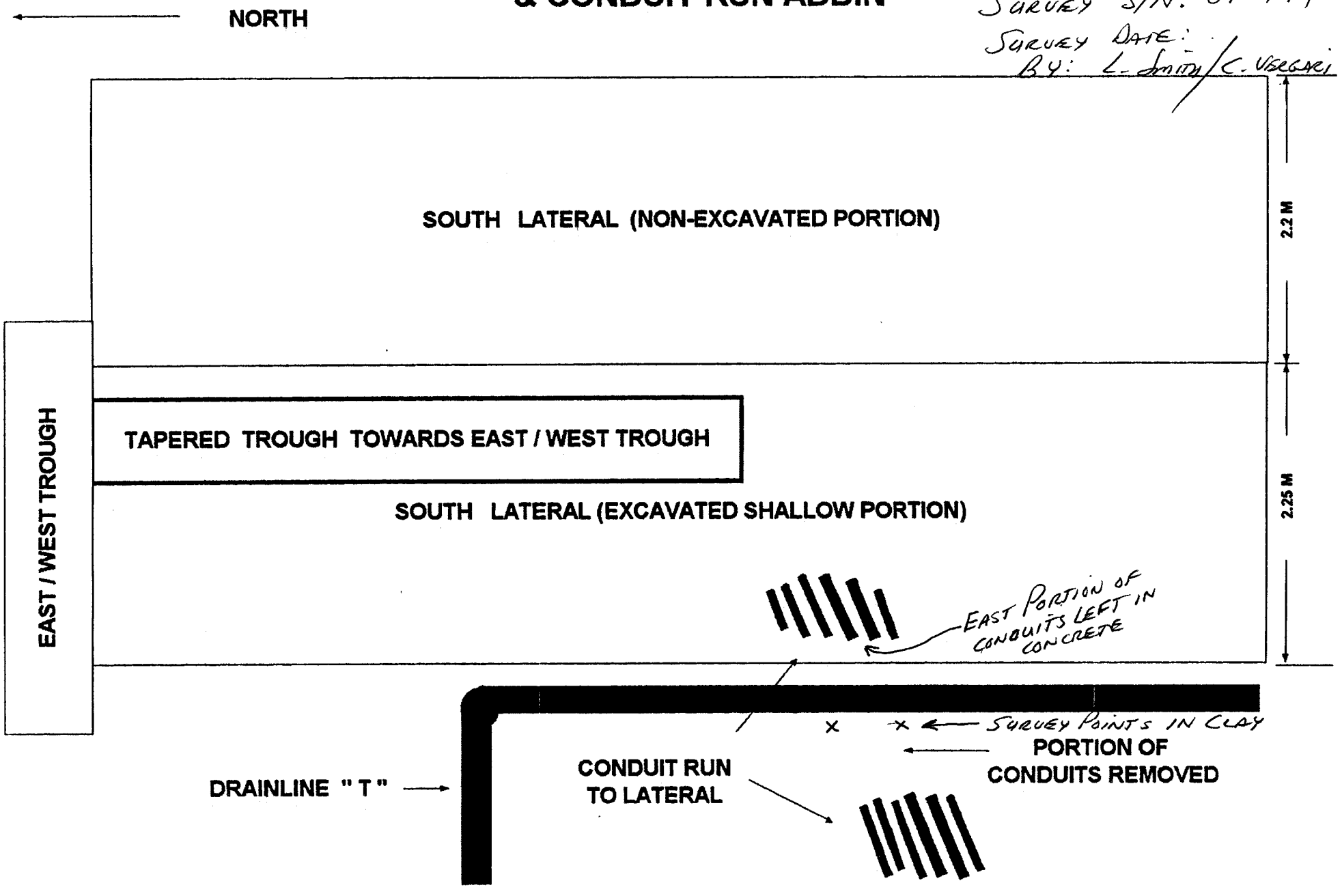
Alpha efficiency log file: th230ab Alpha Efficiency: 34.34% Alpha to Beta Crosstalk: 23.95% Alpha Background (CPM): 0.226666667 Alpha Correction Factor: 1.000			
Beta efficiency log file: tc99ab Beta Efficiency: 37.14% Beta into Alpha Crosstalk: 0.17% Beta Background (CPM): 1.823333333 Beta Correction Factor: 1.000			
Count time (min)	Alpha CPM	Beta CPM	Completion Date - Time
2.00	-0.227	0.18	3/4/96 10:45
2.00	-0.227	-1.82	3/4/96 10:47

Batch ID: Blairsville

Carrier	Alpha Activity				Beta Activity			
	DPM	$\sigma$	flags	MDA	DPM	$\sigma$	flags	MDA
41	-0.660	1.46	<MDA	7.18	0.48	2.70	<MDA	12.13
42	-0.660	1.46	<MDA	7.18	-4.91	1.36	<MDA	12.13

**SOUTH LATERAL UNIT 1-39-1  
TOP VIEW WITH DRAINLINE  
& CONDUIT RUN ADDIN**

*SURVEY S/N: 01-474  
SURVEY DATE:  
BY: L. Smith / C. Vergeles*





# Blairsville Decommissioning Survey Form #003

Survey Serial #: 01-476

Survey Section: 1

Survey Unit: 39

Survey Sub-unit: 1

Classification: 5

Survey Type: Misc.

Survey Date: 2/21/96

Count Date: 3/5/96

Alpha Survey Instruments				
Inst. S/N	Inst. Code	Eff. %	Corr. Fac.	Bkg. CPM

Beta Survey Instruments				
Inst. S/N	Inst. Code	Eff. %	Corr. Fac.	Bkg. CPM
1601	13	34	2.94	263

Gamma or Beta/Gamma Instruments			
Inst. S/N	Inst. Code	Bkg.	Detection Type

Alpha Counting Instruments				
Inst. S/N	Inst. Code	Eff. %	Corr. Fac.	Bkg. CPM
13295	2	32.38	3.09	0.23

Beta Counting Instruments				
Inst. S/N	Inst. Code	Eff. %	Corr. Fac.	Bkg. CPM
13295	3	35.92	2.78	1.58

Surveyor: L. Smith/C. Vergari  
 Signature: *[Handwritten Signature]*

Surface Description	Coordinates		Gamma at 1m uR/hr	Gamma Inst. Code	Beta/Gamma Contact mR/hr	Beta/Gamma Code	Contact Gross 1 min. Count Alpha	Alpha Inst. Code	Contact Gross 1 min. Count Beta	Beta Inst. Code	Scan Contact Gross CPM		Removable DPM/100 cm2 Alpha	Alpha Count Code	Removable DPM/100 cm2 Beta	Beta Count Code	Comments
	X	Y									Max Beta	Avg Beta					
	S. Lateral Floor	10									-11	n/a					
S. Lateral Floor	10	-14	n/a	n/a	n/a	n/a	n/a	380	13	553	360	-0.66	2	-2.22	3	Post Remediation	
S. Lateral Floor	9	-15	n/a	n/a	n/a	n/a	n/a	n/a	n/a	570	370		2		3	Re-scan Verification	
S. Lateral Floor	10	-15	n/a	n/a	n/a	n/a	n/a	n/a	n/a	598	380		2		3	Re-scan Verification	
S. Lateral Floor	11	-15	n/a	n/a	n/a	n/a	n/a	n/a	n/a	590	400		2		3	Re-scan Verification	
S. Lateral Floor	10	-16	n/a	n/a	n/a	n/a	n/a	n/a	n/a	645	390		2		3	Re-scan Verification	
S. Lateral Floor	11	-16	n/a	n/a	n/a	n/a	n/a	n/a	n/a	507	370		2		3	Re-scan Verification	
S. Lateral Floor	10	-17	n/a	n/a	n/a	n/a	n/a	n/a	n/a	531	360		2		3	Re-scan Verification	
S. Lateral Floor	11	-17	n/a	n/a	n/a	n/a	n/a	n/a	n/a	460	350		2		3	Re-scan Verification	
S. Lateral Floor	9	-18	n/a	n/a	n/a	n/a	n/a	n/a	n/a	527	320		2		3	Re-scan Verification	
S. Lateral Floor	10	-18	n/a	n/a	n/a	n/a	n/a	n/a	n/a	445	360		2		3	Re-scan Verification	
S. Lateral Floor	11	-18	n/a	n/a	n/a	n/a	n/a	n/a	n/a	508	360		2		3	Re-scan Verification	
S. Lateral Floor	9	-19	n/a	n/a	n/a	n/a	n/a	n/a	n/a	524	320		2		3	Re-scan Verification	
S. Lateral Floor	10	-19	n/a	n/a	n/a	n/a	n/a	n/a	n/a	458	300		2		3	Re-scan Verification	
S. Lateral Floor	11	-19	n/a	n/a	n/a	n/a	n/a	n/a	n/a	498	300		2		3	Re-scan Verification	

**LB5100-W Low Background Counting System – Smear Analysis**

Date: 3/5/96  
 Counting Unit id: 1  
 Data file name: C:\LBXL\UNIT1\B01-476.XLD  
 Batch Ended: 3/4/96 15:35  
 Crosstalk Correction: Not Applied

Alpha activity action level (DPM): 20.00  
 Beta activity action level (DPM): 200.00  
 Certainty level for MDA and flags: 95.00%  
 High Voltage Setting: 1440

Application Revision: 3  
 Application Version: Standard

Batch ID: Blairsville 1-39-1

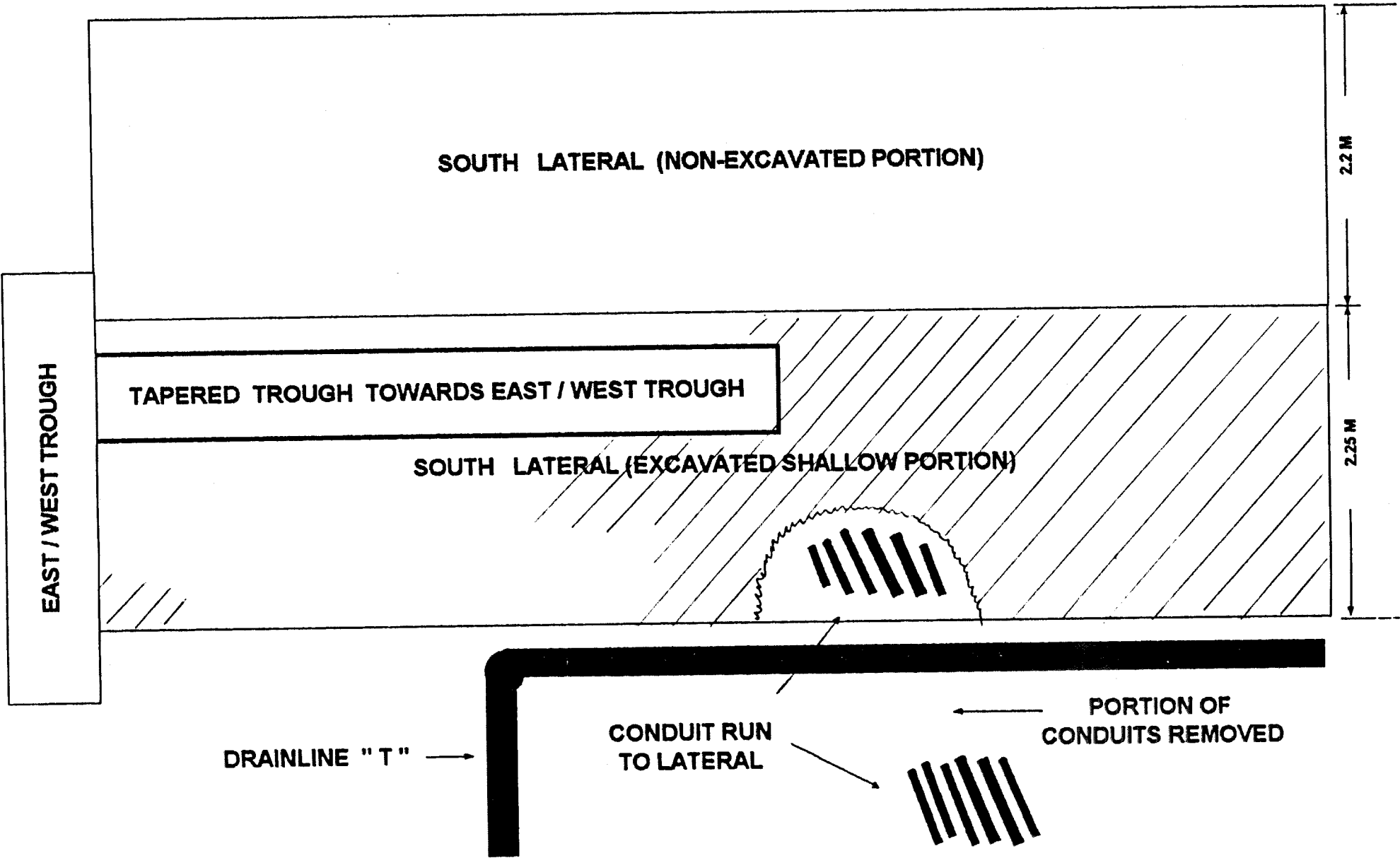
Carrier	Alpha Activity				Beta Activity			
	DPM	$\sigma$	flags	MDA	DPM	$\sigma$	flags	MDA
59	-0.660	1.46	<MDA	7.18	-0.87	2.34	<MDA	12.13
60	-0.660	1.46	<MDA	7.18	-2.22	1.92	<MDA	12.13

Alpha efficiency log file: th230ab			
Alpha Efficiency: 34.34%			
Alpha to Beta Crosstalk: 23.95%			
Alpha Background (CPM): 0.22666667			
Alpha Correction Factor: 1.000			
Beta efficiency log file: tc99ab			
Beta Efficiency: 37.14%			
Beta into Alpha Crosstalk: 0.17%			
Beta Background (CPM): 1.823333333			
Beta Correction Factor: 1.000			
Count time (min)	Alpha CPM	Beta CPM	Completion Date - Time
2.00	-0.227	-0.32	3/4/96 15:32
2.00	-0.227	-0.82	3/4/96 15:35

2-21-96  
1-39-1  
# 01-476

# SOUTH LATERAL UNIT 1-39-1 TOP VIEW WITH DRAINLINE & CONDUIT RUN ADDIN

← NORTH



# Blairsville Decommissioning Survey Form #003

Survey Serial #:	01-482
Survey Section:	1
Survey Unit:	5
Survey Sub-unit:	1

Alpha Survey Instruments				
Inst. S/N	Inst. Code	Eff. %	Corr. Fac.	Bkg. CPM
1517	7	20	5.00	2


Beta Survey Instruments				
Inst. S/N	Inst. Code	Eff. %	Corr. Fac.	Bkg. CPM
1595	12	32.4	3.09	240

Gamma or Beta/Gamma Instruments			
Inst. S/N	Inst. Code	Bkg.	Detection Type

Classification:	5
Survey Type:	Upper

Alpha Counting Instruments				
Inst. S/N	Inst. Code	Eff. %	Corr. Fac.	Bkg. CPM
13295	2	32.38	3.09	0.23

Beta Counting Instruments				
Inst. S/N	Inst. Code	Eff. %	Corr. Fac.	Bkg. CPM
13295	3	35.92	2.78	1.58

Surveyor:	V. Taylor / C. vergari
Signature:	

Surface Description	Coordinates		Gamma at 1m uR/hr	Gamma Inst. Code	Beta/Gamma Contact mR/hr	Beta/Gamma Code	Contact Gross 1 min. Count Alpha	Alpha Inst. Code	Contact Gross 1 min. Count Beta	Beta Inst. Code	Scan Contact Gross CPM		Removable DPM/100 cm2 Alpha	Alpha Count Code	Removable DPM/100 cm2 Beta	Beta Count Code	Comments
	X	Y									Max Beta	Avg Beta					
	Painted Block	1									2.5	n/a					
Painted Block	2	2.5	n/a	n/a	n/a	n/a	1	7	364	12	486	320	0.49	2	-5.67	3	North Wall
Painted Block	3	2.5	n/a	n/a	n/a	n/a	2	7	413	12	441	350	-0.96	2	-0.31	3	North Wall
Painted Block	4	2.5	n/a	n/a	n/a	n/a	9	7	416	12	425	350	0.49	2	-0.31	3	North Wall
Painted Block	5	2.5	n/a	n/a	n/a	n/a	2	7	411	12	461	380	-0.96	2	-4.33	3	North Wall
Painted Block	6	2.5	n/a	n/a	n/a	n/a	1	7	398	12	416	360	0.49	2	-0.31	3	North Wall
Painted Block	7	2.5	n/a	n/a	n/a	n/a	2	7	447	12	479	390	0.49	2	-2.99	3	North Wall
Painted Block	1	2.5	n/a	n/a	n/a	n/a	2	7	469	12	588	450	0.49	2	-0.31	3	East Wall
Painted Block	1	2.5	n/a	n/a	n/a	n/a	1	7	282	12	388	310	0.49	2	3.71	3	South Wall
Painted Block	2	2.5	n/a	n/a	n/a	n/a	1	7	257	12	412	240	-0.96	2	-5.67	3	South Wall
Painted Block	3	2.5	n/a	n/a	n/a	n/a	1	7	288	12	399	240	-0.96	2	-1.65	3	South Wall
Painted Block	4	2.5	n/a	n/a	n/a	n/a	0	7	263	12	423	250	0.49	2	-4.33	3	South Wall
Painted Block	5	2.5	n/a	n/a	n/a	n/a	1	7	292	12	322	270	0.49	2	2.37	3	South Wall
Painted Block	6	2.5	n/a	n/a	n/a	n/a	0	7	266	12	305	230	0.49	2	-1.65	3	South Wall
Painted Block	7	2.5	n/a	n/a	n/a	n/a	1	7	263	12	313	240	0.49	2	-0.31	3	South Wall

# LB5100-W Low Background Counting System -- Smear Analysis

Date: 3/26/96  
 Counting Unit id: 1  
 Data file name: C:\LBXL\UNIT1\B01-482.XLD  
 Batch Ended: 3/26/96 10:56  
 Crosstalk Correction: Not Applied

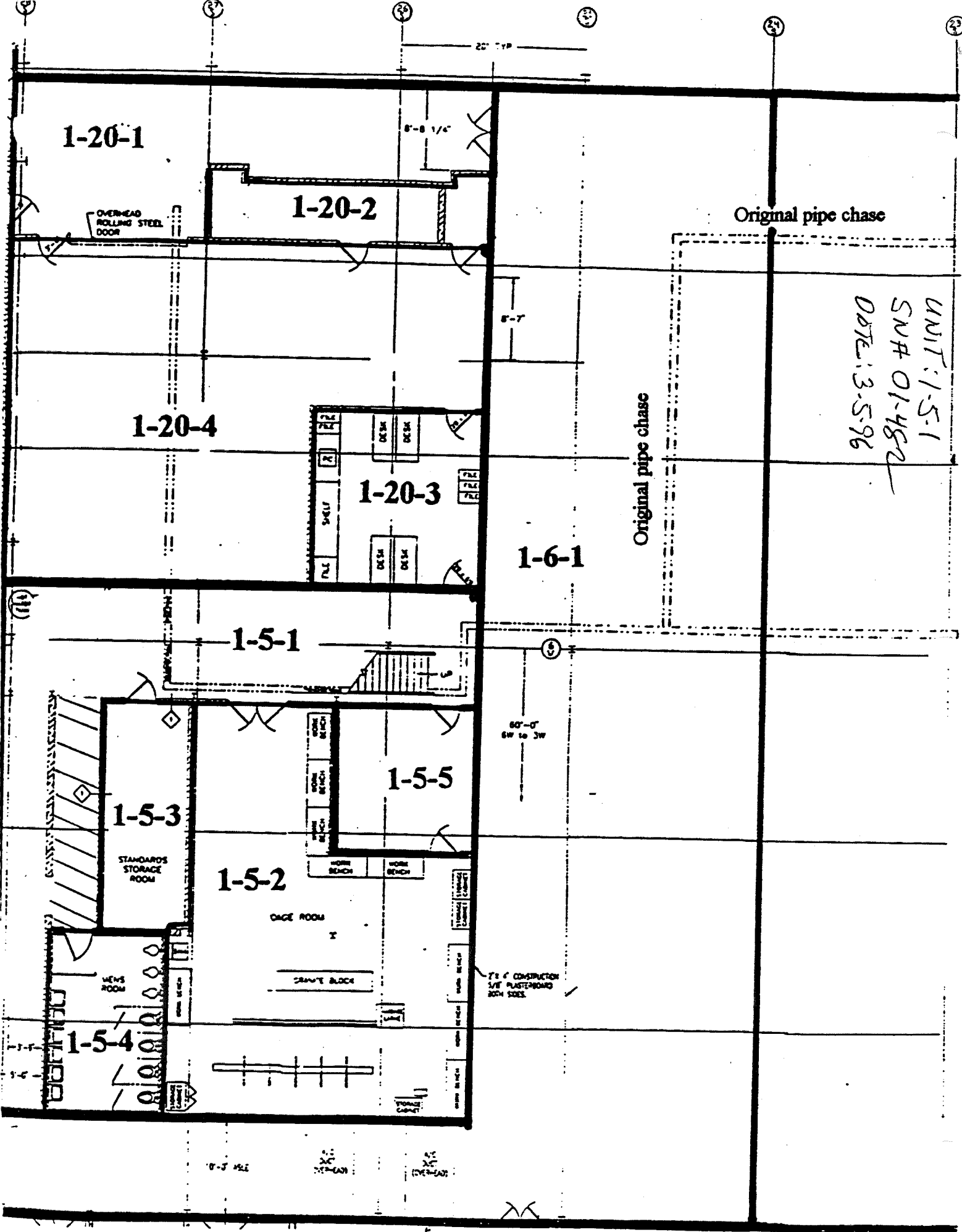
Alpha activity action level (DPM): 20.00  
 Beta activity action level (DPM): 200.00  
 Certainty level for MDA and flags: 95.00%  
 High Voltage Setting: 1440

Application Revision: 3  
 Application Version: Standard

Batch ID: Blairsville 1-5-1

Carrier	Alpha Activity				Beta Activity				Count time (min)	Alpha CPM	Beta CPM	Completion Date - Time
	DPM	$\sigma$	flags	MDA	DPM	$\sigma$	flags	MDA				
1	1.940	2.06	<MDA	7.83	1.03	3.02	<MDA	12.77	2.00	0.670	0.38	3/26/96 10:26
2	0.492	1.46	<MDA	7.83	-5.67	1.39	<MDA	12.77	2.00	0.170	-2.12	3/26/96 10:28
3	-0.957	1.46	<MDA	7.83	-0.31	2.70	<MDA	12.77	2.00	-0.330	-0.12	3/26/96 10:30
4	0.492	1.46	<MDA	7.83	-0.31	2.70	<MDA	12.77	2.00	0.170	-0.12	3/26/96 10:32
5	-0.957	1.46	<MDA	7.83	-4.33	1.39	<MDA	12.77	2.00	-0.330	-1.62	3/26/96 10:34
6	0.492	1.46	<MDA	7.83	-0.31	2.70	<MDA	12.77	2.00	0.170	-0.12	3/26/96 10:37
7	0.492	1.46	<MDA	7.83	-2.99	1.93	<MDA	12.77	2.00	0.170	-1.12	3/26/96 10:39
8	0.492	1.46	<MDA	7.83	-0.31	2.70	<MDA	12.77	2.00	0.170	-0.12	3/26/96 10:41
9	0.492	1.46	<MDA	7.83	3.71	3.56	<MDA	12.77	2.00	0.170	1.38	3/26/96 10:43
10	-0.957	1.46	<MDA	7.83	-5.67	1.39	<MDA	12.77	2.00	-0.330	-2.12	3/26/96 10:45
11	-0.957	1.46	<MDA	7.83	-1.65	2.35	<MDA	12.77	2.00	-0.330	-0.62	3/26/96 10:48
12	0.492	1.46	<MDA	7.83	-4.33	1.39	<MDA	12.77	2.00	0.170	-1.62	3/26/96 10:50
13	0.492	1.46	<MDA	7.83	2.37	3.30	<MDA	12.77	2.00	0.170	0.88	3/26/96 10:52
14	0.492	1.46	<MDA	7.83	-1.65	2.35	<MDA	12.77	2.00	0.170	-0.62	3/26/96 10:54
15	0.492	1.46	<MDA	7.83	-0.31	2.70	<MDA	12.77	2.00	0.170	-0.12	3/26/96 10:56

Alpha efficiency log file: th230ab Alpha Efficiency: 34.51% Alpha to Beta Crosstalk: 23.70% Alpha Background (CPM): 0.330357143 Alpha Correction Factor: 1.000
Beta efficiency log file: tc99ab Beta Efficiency: 37.34% Beta into Alpha Crosstalk: 0.19% Beta Background (CPM): 2.116071429 Beta Correction Factor: 1.000



1-20-1

1-20-2

1-20-4

1-20-3

1-6-1

1-5-1

1-5-5

1-5-3

1-5-2

1-5-4

OVERHEAD ROLLING STEEL DOOR

Original pipe chase

Original pipe chase

UNIT: 1-5-1  
SN# 01-482  
DATE: 3-5-96

STANDARDS STORAGE ROOM

MEVS ROOM

OFFICE ROOM

CRANE BLOCK

7'-6" CONSTRUCTION 1/2" PLASTERBOARD BOTH SIDES

60'-0" SW to SW

20" TYP

8'-0 1/2"

8'-7"

8'-3" ASL

20" (OVERHEAD)

20" (OVERHEAD)

# Blairsville Decommissioning Survey Form #003

Survey Serial #: **01-483**

Survey Section: **1**

Survey Unit: **39**

Survey Sub-unit: **1**

Classification: **5**

Survey Type: **Misc**

Survey Date: **3/5/96**

Count Date: **3/26/96**

Alpha Survey Instruments				
Inst. S/N	Inst. Code	Eff. %	Corr. Fac.	Bkg. CPM
1517	7	20	5.00	4

Beta Survey Instruments				
Inst. S/N	Inst. Code	Eff. %	Corr. Fac.	Bkg. CPM
1595	12	32.4	3.09	324

Gamma or Beta/Gamma Instruments			
Inst. S/N	Inst. Code	Bkg.	Detection Type
5245	18	0.01	Beta / Gamma
234	23	5	Gamma

Alpha Counting Instruments				
Inst. S/N	Inst. Code	Eff. %	Corr. Fac.	Bkg. CPM
13295	2	32.38	3.09	0.23

Beta Counting Instruments				
Inst. S/N	Inst. Code	Eff. %	Corr. Fac.	Bkg. CPM
13295	3	35.92	2.78	1.58

Surveyor: **V. Taylor / C. Vergari**  
 Signature: *V. Taylor* *C. Vergari*

Surface Description	Coordinates		Gamma	Gamma	Beta/Gamma	Beta/	Contact Gross	Alpha	Contact Gross	Beta	Scan Contact		Removable	Alpha	Removable	Beta	Comments
			at 1m	Inst.	Contact	Gamma	1 min. Count	Inst.	1 min. Count	Inst.	Gross CPM		DPM/100 cm2	Count	DPM/100 cm2	Count	
	uR/hr	Code	mR/hr	Code	Alpha	Code	Beta	Code	Max Beta	Avg Beta	Alpha	Code	Beta	Code			
Concrete floor	9	-14	5	23	0.01	18	4	7	381	12	471	360	-0.96	2	-0.31	3	S. Lateral unexcavated area
Concrete floor	9	-15	6	23	0.01	18	4	7	446	12	495	380	0.49	2	-4.33	3	S. Lateral unexcavated area
Concrete floor	9	-16	5	23	0.015	18	10	7	371	12	466	370	-0.96	2	-0.31	3	S. Lateral unexcavated area
Concrete floor	10	-13	6	23	0.01	18	6	7	414	12	464	360	0.49	2	3.71	3	S. Lateral unexcavated area
Concrete floor	10	-14	6	23	0.01	18	4	7	386	12	381	340	-0.96	2	-4.33	3	S. Lateral unexcavated area
Concrete floor	10	-15	5	23	0.015	18	6	7	302	12	384	280	-0.96	2	-4.33	3	S. Lateral unexcavated area
Concrete floor	10	-16	4	23	0.01	18	2	7	335	12	460	320	-0.96	2	-2.99	3	S. Lateral unexcavated area
Soil floor	9	-17	5	23	0.01	18	3	7	379	12	495	350		2		3	S. Lateral
Soil floor	9	-18	5	23	0.012	18	5	7	338	12	406	330		2		3	S. Lateral
Soil floor	9	-19	5	23	0.015	18	0	7	407	12	432	390		2		3	S. Lateral
Soil floor	9	-20	5	23	0.01	18	8	7	391	12	451	320		2		3	S. Lateral
Soil floor	9	-21	6	23	0.01	18	7	7	422	12	467	380		2		3	S. Lateral
Soil floor	10	-17	5	23	0.01	18	4	7	394	12	429	360		2		3	S. Lateral
Soil floor	10	-18	5	23	0.02	18	3	7	430	12	441	350		2		3	S. Lateral
Soil floor	10	-19	5	23	0.015	18	3	7	427	12	446	320		2		3	S. Lateral
Soil floor	10	-20	5	23	0.01	18	10	7	405	12	491	340		2		3	S. Lateral
Soil floor	10	-21	6	23	0.015	18	6	7	423	12	471	380		2		3	S. Lateral

**LB5100-W Low Background Counting System – Smear Analysis**

Date: 3/26/96  
 Counting Unit id: 1  
 Data file name: C:\LBXLUNIT1\B01-483.XLD  
 Batch Ended: 3/26/96 11:12  
 Crosstalk Correction: Not Applied

Alpha activity action level (DPM): 20.00  
 Beta activity action level (DPM): 200.00  
 Certainty level for MDA and flags: 95.00%  
 High Voltage Setting: 1440

Application Revision: 3  
 Application Version: Standard

Batch ID: Blairsville 1-39-1

Carrier	Alpha Activity				Beta Activity				Count time (min)	Alpha CPM	Beta CPM	Completion Date - Time
	DPM	$\sigma$	flags	MDA	DPM	$\sigma$	flags	MDA				
16	-0.957	1.46	<MDA	7.83	-0.31	2.70	<MDA	12.77	2.00	-0.330	-0.12	3/26/96 10:59
17	0.492	1.46	<MDA	7.83	-4.33	1.39	<MDA	12.77	2.00	0.170	-1.62	3/26/96 11:01
18	-0.957	1.46	<MDA	7.83	-0.31	2.70	<MDA	12.77	2.00	-0.330	-0.12	3/26/96 11:03
19	0.492	1.46	<MDA	7.83	3.71	3.56	<MDA	12.77	2.00	0.170	1.38	3/26/96 11:05
20	-0.957	1.46	<MDA	7.83	-4.33	1.39	<MDA	12.77	2.00	-0.330	-1.62	3/26/96 11:08
21	-0.957	1.46	<MDA	7.83	-4.33	1.39	<MDA	12.77	2.00	-0.330	-1.62	3/26/96 11:10
22	-0.957	1.46	<MDA	7.83	-2.99	1.93	<MDA	12.77	2.00	-0.330	-1.12	3/26/96 11:12

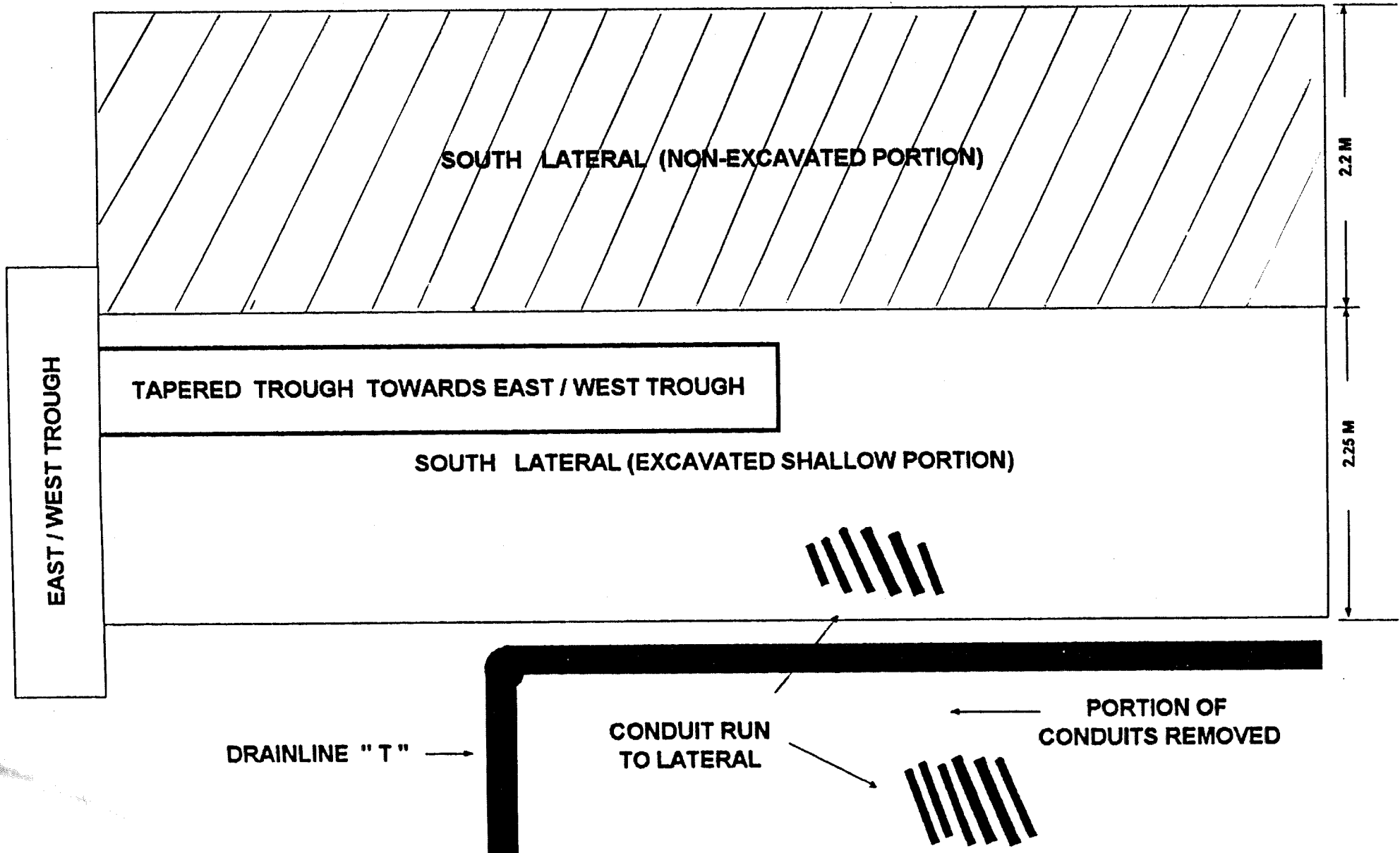
Alpha efficiency log file: th230ab Alpha Efficiency: 34.51% Alpha to Beta Crosstalk: 23.70% Alpha Background (CPM): 0.330357143 Alpha Correction Factor: 1.000
Beta efficiency log file: tc99ab Beta Efficiency: 37.34% Beta into Alpha Crosstalk: 0.19% Beta Background (CPM): 2.116071429 Beta Correction Factor: 1.000



SN: 01-483  
DATE: 3-5-96

# SOUTH LATERAL UNIT 1-39-1 TOP VIEW WITH DRAINLINE & CONDUIT RUN ADDIN

← NORTH



# Blairsville Point Survey Form #003

Survey Serial #: **01-485**

Survey Section: **1**

Survey Unit: **5**

Survey Sub-unit: **3**

Classification: **5**

Survey Type: **Upper**

Survey Date: **3/6/96**

Count Date: **4/1/96**


Alpha Survey Instruments				
Inst. S/N	Inst. Code	Eff. %	Corr. Fac.	Bkg. CPM
1517	7	19.5	5.13	0

Beta Survey Instruments				
Inst. S/N	Inst. Code	Eff. %	Corr. Fac.	Bkg. CPM
1595	12	33.3	3.00	423

Gamma or Beta/Gamma Instruments			
Inst. S/N	Inst. Code	Bkg.	Detection Type

Alpha Counting Instruments				
Inst. S/N	Inst. Code	Eff. %	Corr. Fac.	Bkg. CPM
13295	2	34.34	2.91	0.23

Beta Counting Instruments				
Inst. S/N	Inst. Code	Eff. %	Corr. Fac.	Bkg. CPM
13295	3	37.14	2.69	1.82

Surveyor: **V. Taylor / C. Vergari**  
 Signature: 

Surface Description	Coordinates		Gamma at 1m uR/hr	Gamma Inst. Code	Beta/Gamma Contact mR/hr	Beta/Gamma Code	Contact Gross 1 min. Count Alpha	Alpha Inst. Code	Contact Gross 1 min. Count Beta	Beta Inst. Code	Scan Contact Gross CPM		Removable DPM/100 cm2 Alpha	Alpha Count Code	Removable DPM/100 cm2 Beta	Beta Count Code	Comments
	X	Y									Max Beta	Avg Beta					
	I-Beam	0									-1	N/A					
I-Beam	1	-1	N/A	N/A	N/A	N/A	1	7	325	12	1200	260	-0.96	2	-4.33	3	Post remediation
I-Beam	2	-1	N/A	N/A	N/A	N/A	0	7	314	12	392	260	-0.96	2	-2.99	3	Post remediation
I-Beam	3	-1	N/A	N/A	N/A	N/A	0	7	322	12	593	280	-0.96	2	-1.65	3	Post remediation
I-Beam	1	-2	N/A	N/A	N/A	N/A	2	7	301	12	1610	310	-0.96	2	-2.99	3	Post remediation
I-Beam	3	-2	N/A	N/A	N/A	N/A	3	7	370	12	1330	330	-0.96	2	1.03	3	Post remediation

**LB5100-W Low Background Counting System -- Smear Analysis**

Date: 4/1/96  
 Counting Unit id: 1  
 Data file name: C:\LBXL\UNIT1\B01-485.XLD  
 Batch Ended: 4/1/96 9:24  
 Crosstalk Correction: Not Applied

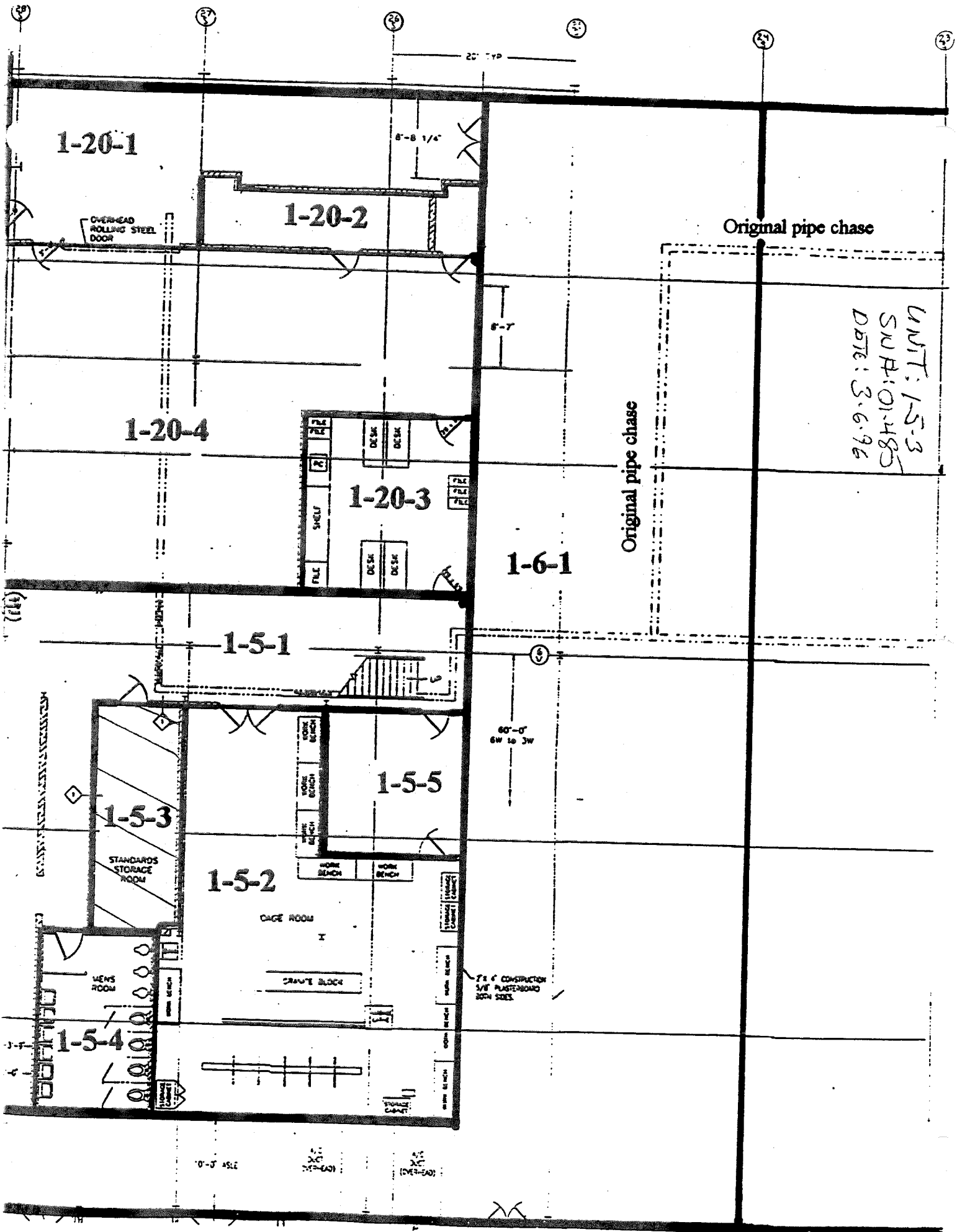
Alpha activity action level (DPM): 20.00  
 Beta activity action level (DPM): 200.00  
 Certainty level for MDA and flags: 95.00%  
 High Voltage Setting: 1440

Application Revision: 3  
 Application Version: Standard

Batch ID: Blairsville 1-5-3

Carrier	Alpha Activity				Beta Activity				Count time (min)	Alpha CPM	Beta CPM	Completion Date - Time
	DPM	$\sigma$	flags	MDA	DPM	$\sigma$	flags	MDA				
1	-0.957	1.46	<MDA	7.83	-1.65	2.35	<MDA	12.77	2.00	-0.330	-0.62	4/1/96 9:13
2	-0.957	1.46	<MDA	7.83	-4.33	1.39	<MDA	12.77	2.00	-0.330	-1.62	4/1/96 9:15
3	-0.957	1.46	<MDA	7.83	-2.99	1.93	<MDA	12.77	2.00	-0.330	-1.12	4/1/96 9:18
4	-0.957	1.46	<MDA	7.83	-1.65	2.35	<MDA	12.77	2.00	-0.330	-0.62	4/1/96 9:20
5	-0.957	1.46	<MDA	7.83	-2.99	1.93	<MDA	12.77	2.00	-0.330	-1.12	4/1/96 9:22
6	-0.957	1.46	<MDA	7.83	1.03	3.02	<MDA	12.77	2.00	-0.330	0.38	4/1/96 9:24

Alpha efficiency log file: th230ab Alpha Efficiency: 34.51% Alpha to Beta Crosstalk: 23.70% Alpha Background (CPM): 0.330357143 Alpha Correction Factor: 1.000
Beta efficiency log file: tc99ab Beta Efficiency: 37.34% Beta into Alpha Crosstalk: 0.19% Beta Background (CPM): 2.116071429 Beta Correction Factor: 1.000



1-20-1

OVERHEAD ROLLING STEEL DOOR

1-20-2

8'-8 1/4"

Original pipe chase

1-20-4

1-20-3

Original pipe chase

1-6-1

UNIT: 1-5-3  
 SU #1: 01-485  
 DATE: 3.6.96

1-5-1

1-5-5

1-5-3

STANDARDS STORAGE ROOM

1-5-2

CAGE ROOM

MEAS ROOM

1-5-4

7 1/2" CONSTRUCTION  
 5/8" PLASTERBOARD  
 200# GYPSUM

0'-0" ASLE

1/2" (200#-50)

1/2" (200#-50)

# Blairsville Decommissioning Survey Form #003

Survey Serial #:	01-486
Survey Section:	1
Survey Unit:	39
Survey Sub-unit:	1

Alpha Survey Instruments				
Inst. S/N	Inst. Code	Eff. %	Corr. Fac.	Bkg. CPM
1517	7	20	5.00	0


Beta Survey Instruments				
Inst. S/N	Inst. Code	Eff. %	Corr. Fac.	Bkg. CPM
1595	12	32.4	3.09	425

Gamma or Beta/Gamma Instruments			
Inst. S/N	Inst. Code	Bkg.	Detection Type
234	23	15	Gamma
1522	22	0.018	Beta / Gamma

Classification:	5
Survey Type:	Lower
Survey Date:	4/2/96
Count Date:	1/0/00

Alpha Counting Instruments				
Inst. S/N	Inst. Code	Eff. %	Corr. Fac.	Bkg. CPM

Beta Counting Instruments				
Inst. S/N	Inst. Code	Eff. %	Corr. Fac.	Bkg. CPM

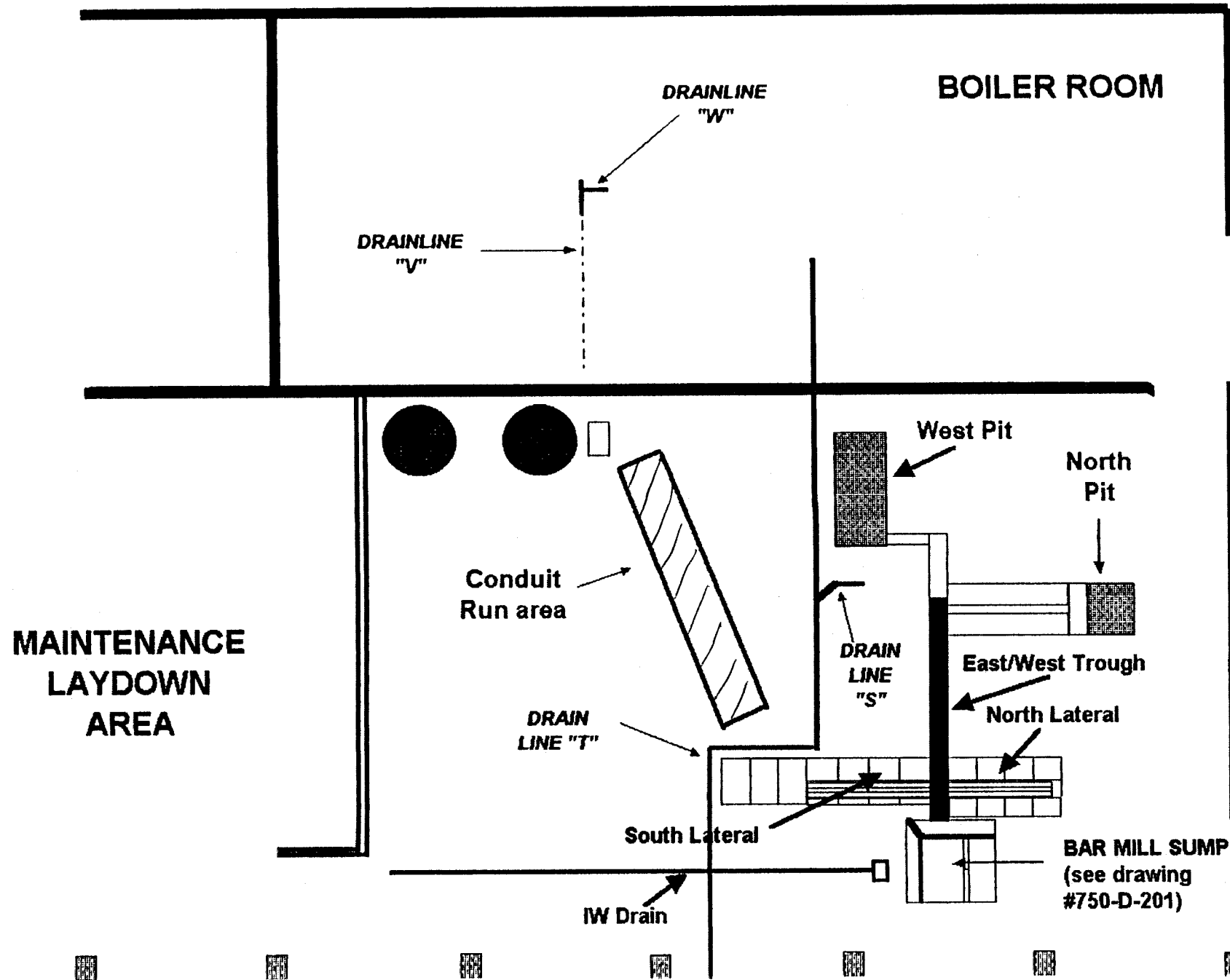
Surveyor:	V. Taylor / C. Vergari
Signature:	

Surface Description	Coordinates		Gamma at 1m uR/hr	Gamma Inst. Code	Beta/Gamma Contact mR/hr	Beta/Gamma Code	Contact Gross 1 min. Count Alpha	Alpha Inst. Code	Contact Gross 1 min. Count Beta	Beta Inst. Code	Scan Contact Gross CPM		Removable DPM/100 cm2 Alpha	Alpha Count	Removable DPM/100 cm2 Beta	Beta Count	Comments
	X	Y									Max Beta	Avg Beta					
	Excavated Floor	2									-17	11					
Excavated Floor	3	-17	12	23	0.013	22	2	7	499	12	630	490	2		3	Clay	
Excavated Floor	4	-17	14	23	0.016	22	2	7	538	12	591	470	2		3	Clay	
Excavated Floor	5	-17	14	23	0.019	22	8	7	524	12	645	490	2		3	Clay	
Excavated Floor	6	-17	13	23	0.025	22	3	7	546	12	704	540	2		3	Clay	
Excavated Floor	7	-17	14	23	0.015	22	6	7	581	12	702	460	2		3	Clay	
Excavated Floor	8	-17	14	23	0.014	22	3	7	465	12	646	470	2		3	Clay	
South wall	1	0.5	N/A	N/A	N/A	N/A	5	7	411	12	545	400	2		3	Clay	
South wall	2	0.5	N/A	N/A	N/A	N/A	3	7	406	12	583	380	2		3	Clay	
South wall	3	0.5	N/A	N/A	N/A	N/A	3	7	390	12	636	410	2		3	Clay	
South wall	4	0.5	N/A	N/A	N/A	N/A	4	7	418	12	492	370	2		3	Clay	
South wall	5	0.5	N/A	N/A	N/A	N/A	3	7	437	12	582	420	2		3	Clay	
South wall	6	0.5	N/A	N/A	N/A	N/A	2	7	312	12	487	330	2		3	Clay	
West wall	1	0.5	N/A	N/A	N/A	N/A	4	7	287	12	492	310	2		3	Clay	
North wall	1	0.5	N/A	N/A	N/A	N/A	2	7	443	12	582	420	2		3	Clay	
North wall	2	0.5	N/A	N/A	N/A	N/A	2	7	478	12	595	380	2		3	Clay	
North wall	3	0.5	N/A	N/A	N/A	N/A	2	7	461	12	591	450	2		3	Clay	
North wall	4	0.5	N/A	N/A	N/A	N/A	2	7	392	12	472	360	2		3	Clay	
North wall	5	0.5	N/A	N/A	N/A	N/A	4	7	389	12	570	340	2		3	Clay	
North wall	6	0.5	N/A	N/A	N/A	N/A	10	7	376	12	698	360	2		3	Clay	

UNIT 37-1 CONDUIT RUN  
SNA 01-486  
DATE: 4-2-96  
BY CV/VI

# UNITS 1-30 & 1-43 TROUGH, PIT, LATERAL, AND DRAINLINE INFORMATION

NORTH →



**DIAGRAMS AND DATA SHEETS  
FOR RADIOLOGICAL SURVEYS OF BUILDINGS**

**JULY 20, 2000**

**VOLUME 7 OF 7**

**WESTINGHOUSE ELECTRIC CORPORATION  
BLAIRSVILLE, PA**

**REPORT #003**

**DIAGRAMS AND DATA SHEETS  
FOR RADIOLOGICAL SURVEYS OF BUILDINGS**

**TABLE OF CONTENTS**

	<u>Page Number</u>
Purpose	1
Scope	1
Discussion	1
Appendix A: Site Diagrams	
Appendix B: Survey Unit 1 Diagrams	
Appendix C: Survey Unit 2 Diagrams	
Appendix D: Survey Unit 3 Diagrams	
Appendix E: Survey Unit 4 Diagrams	
Appendix F: Original Radiological Survey Data Sheets Building 1	
Appendix G: Original Radiological Survey Data Sheets Building 2	
Appendix H: Original Radiological Survey Data Sheets Building 3	
Appendix I: Original Radiological Survey Data Sheets Building 4	



## DIAGRAMS AND DATA SHEETS FOR RADIOLOGICAL SURVEYS OF BUILDINGS

### Purpose

The Westinghouse Blairsville Site utilized nuclear materials during the period of the mid to late 1950's to the early part of the 1960's. Work was performed both under licenses with the atomic Energy Commission and for the Bettis Atomic Power Laboratory. Although all work ceased during the 1960's, subsequent radiological surveys and investigations, starting in 1993, established that some residual radioactivity, primarily in underground piping and subsurface soil contamination, existed on the site. During the period of 1993 through the present, additional remediation work and radiological surveys have been conducted to establish that the site can be released for unrestricted use. This series of reports documents the results of the final status radiological surveys subsequent to the various remediation efforts.

### Scope

This report compiles all of the building diagrams, both site maps and individual survey section maps. Also included are all of the original radiological survey data sheets used in the final unconditional building release analysis.

### Discussion

Blairsville site diagrams included in Appendix A, give an overall view of the structures and some of the internals relevant to the overall report. The building internals in this appendix give an equipment layout of the office areas in Building 1. Also included is an example survey sample grid, applied to Building 1, following the procedure found in Report #006. Finally, a site-sectioning diagram showing the survey sections and units is provided.

Appendices B, C, D, and E include all sub-unit diagrams for survey units 1, 2, 3, and 4 respectively. These diagrams are sorted in consecutive order within each appendix. Appendices F, G, H, and I contain the original radiological survey data sheets for buildings 1, 2, 3, and 4 respectively. These appendices are arranged in consecutive order per the survey serial numbers and each contains the "Blairsville Point Survey Form #003". Many surveys also contain a "LB5100-W Low Background Counting System – Smear Analysis" printout, and/or a respective location diagram.

**DIAGRAMS AND DATA SHEETS  
FOR RADIOLOGICAL SURVEYS OF BUILDINGS**

List of Volume Contents

<u>Vol.</u>	<u>Appendix</u>	<u>Contents</u>
1.	Appendix A:	Site Diagrams
	Appendix B:	Survey Unit 1 Diagrams
	Appendix C:	Survey Unit 2 Diagrams
	Appendix D:	Survey Unit 3 Diagrams
	Appendix E:	Survey Unit 4 Diagrams
2.	Appendix F:	Data Sheets for Building 1, Survey Serial #: 001-100
3.	Appendix F:	Data Sheets for Building 1, Survey Serial #: 101-200
4.	Appendix F:	Data Sheets for Building 1, Survey Serial #: 201-300
5.	Appendix F:	Data Sheets for Building 1, Survey Serial #: 301-400
6.	Appendix F:	Data Sheets for Building 1, Survey Serial #: 401-486
7.	Appendix G:	Data Sheets for Building 2, Survey Serial #: 001-057
	Appendix H:	Data Sheets for Building 3, Survey Serial #: 001-028
	Appendix I:	Data Sheets for Building 4, Survey Serial #: 001-018

**APPENDIX G**  
**ORIGINAL RADIOLOGICAL SURVEY DATA SHEETS**  
**BUILDING 2**

**REPORT #003**

# Blairsville Point Survey Form #003

Survey Serial #:	02-001
------------------	--------

Survey Section:	2
-----------------	---

Survey Unit:	8
--------------	---

Survey Sub-unit:	1
------------------	---

Classification:	1
-----------------	---

Survey Type:	LOWER
--------------	-------

Survey Date:	7/20/95
--------------	---------

Count Date:	9/5/95
-------------	--------

Alpha Survey Instruments				
Inst. S/N	Inst. Code	Eff. %	Corr. Fac.	Bkg. CPM
1510	6	20.8	4.81	1

Beta Survey Instruments				
Inst. S/N	Inst. Code	Eff. %	Corr. Fac.	Bkg. CPM
1593	11	36.3	2.75	262

Gamma or Beta/Gamma Instruments			
Inst. S/N	Inst. Code	Bkg.	Detection Type
1522	22	0.01	Beta / Gamma
234	23	6	Gamma

Alpha Counting Instruments				
Inst. S/N	Inst. Code	Eff. %	Corr. Fac.	Bkg. CPM
13295	2	33.96	2.94	0.34

Beta Counting Instruments				
Inst. S/N	Inst. Code	Eff. %	Corr. Fac.	Bkg. CPM
13295	3	37.6	2.66	1.68

Surveyor:	J.GEMZA/C.VERGARI/V.TAYLOR
-----------	----------------------------

Signature: 

Surface Description	Coordinates		Gamma	Gamma	Beta/Gamma	Beta/	Contact Gross	Alpha	Contact Gross	Beta	Scan Contact		Removable	Alpha	Removable	Beta	Comments
			at 1m	Inst.	Contact	Gamma	1 min. Count	Inst.	Gross CPM		DPM/100 cm2	Count	DPM/100 cm2	Count			
	uR/hr	Code	mR/hr	Code	Alpha	Code	Beta	Code	Max Beta	Avg Beta	Alpha	Code	Beta	Code			
FLOOR	4	-2	6	23	0.013	22	1	6	266	11	406	270	3.43	2	0.85	3	CONCRETE
FLOOR	4	-6	6	23	0.011	22	1	6	237	11	380	280	0.48	2	-0.47	3	CONCRETE
FLOOR	4	-12	5	23	0.014	22	4	6	242	11	337	270	0.48	2	-1.80	3	CONCRETE
FLOOR	13	-2	5	23	0.015	22	6	6	282	11	390	300	0.48	2	-3.13	3	CONCRETE
FLOOR	19	-2	5	23	0.007	22	5	6	233	11	379	290	1.96	2	2.18	3	CONCRETE
FLOOR	23	-2	5	23	0.008	22	8	6	266	11	420	280	1.96	2	-1.80	3	CONCRETE
FLOOR	11	-6	5	23	0.006	22	1	6	272	11	379	280	-0.99	2	-3.13	3	CONCRETE
FLOOR	11	-12	4	23	0.013	22	1	6	262	11	404	270	0.48	2	-3.13	3	CONCRETE
FLOOR	11	-18	5	23	0.01	22	4	6	246	11	325	250	0.48	2	3.51	3	CONCRETE
FLOOR	11	-24	5	23	0.012	22	3	6	279	11	337	270	-0.99	2	-3.13	3	CONCRETE
FLOOR	11	-30	4	23	0.017	22	4	6	276	11	360	280	-0.99	2	-0.47	3	CONCRETE
FLOOR	11	-35	5	23	0.02	22	7	6	245	11	372	280	3.43	2	0.85	3	CONCRETE
FLOOR	13	-40	6	23	0.01	22	1	6	276	11	364	270	-0.99	2	0.85	3	CONCRETE
FLOOR	13	-42	5	23	0.008	22	0	6	282	11	452	290	-0.99	2	-1.80	3	CONCRETE
FLOOR	13	-44	5	23	0.009	22	3	6	265	11	408	300	-0.99	2	-1.80	3	CONCRETE
FLOOR	13	-46	5	23	0.013	22	4	6	257	11	418	280	-0.99	2	-1.80	3	CONCRETE
FLOOR	13	-48	6	23	0.005	22	3	6	270	11	371	290	-0.99	2	-0.47	3	CONCRETE
FLOOR	13	-50	5	23	0.013	22	3	6	276	11	367	280	-0.99	2	-0.47	3	CONCRETE
FLOOR	13	-52	5	23	0.013	22	4	6	248	11	311	240	0.48	2	-4.46	3	CONCRETE
FLOOR	13	-54	6	23	0.017	22	4	6	277	11	397	280	-0.99	2	-3.13	3	CONCRETE
FLOOR	13	-56	5	23	0.008	22	0	6	179	11	277	170	-0.99	2	0.85	3	PAINTED METAL
FLOOR	13	-58	4	23	0.011	22	2	6	293	11	411	270	0.48	2	-1.80	3	CONCRETE
FLOOR	13	-60	6	23	0.012	22	1	6	272	11	330	280	-0.99	2	-1.80	3	CONCRETE
FLOOR	13	-64	5	23	0.007	22	1	6	301	11	406	290	-0.99	2	-0.47	3	CONCRETE
FLOOR	13	-66	5	23	0.013	22	4	6	250	11	350	290	-0.99	2	2.18	3	CONCRETE
FLOOR	13	-70	5	23	0.011	22	2	6	268	11	367	250	-0.99	2	-1.80	3	CONCRETE

## Blairsville Point Survey Form #003

Survey Serial #:	02-001
------------------	--------

Survey Section:	2
-----------------	---

Survey Unit:	8
--------------	---

Survey Sub-unit:	1
------------------	---

Classification:	1
-----------------	---

Survey Type:	LOWER
--------------	-------

Survey Date:	7/20/95
--------------	---------

Count Date:	9/5/95
-------------	--------


Alpha Survey Instruments				
Inst.	Inst.	Corr.	Bkg.	
S/N	Code	Eff. %	Fac.	CPM
1510	6	20.8	4.81	1

Beta Survey Instruments				
Inst.	Inst.	Corr.	Bkg.	
S/N	Code	Eff. %	Fac.	CPM
1593	11	36.3	2.75	262

Gamma or Beta/Gamma Instruments			
Inst.	Inst.		Detection
S/N	Code	Bkg.	Type
1522	22	0.01	Beta / Gamma
234	23	6	Gamma

Alpha Counting Instruments				
Inst.	Inst.	Corr.	Bkg.	
S/N	Code	Eff. %	Fac.	CPM
13295	2	33.96	2.94	0.34

Beta Counting Instruments				
Inst.	Inst.	Corr.	Bkg.	
S/N	Code	Eff. %	Fac.	CPM
13295	3	37.6	2.66	1.68

Surveyor:	J.GEMZA/C.VERGARI/V.TAYLOR
Signature:	

Surface Description	Coordinates		Gamma	Gamma	Beta/Gamma	Beta/	Contact Gross	Alpha	Contact Gross	Beta	Scan Contact		Removable	Alpha	Removable	Beta	Comments
	X	Y	at 1m	Inst.	Contact	Gamma	1 min. Count	Inst.	1 min. Count	Inst.	Gross CPM		DPM/100 cm2	Count	DPM/100 cm2	Count	
			uR/hr	Code	mR/hr	Code	Alpha	Code	Beta	Code	Max Beta	Avg Beta	Alpha	Code	Beta	Code	
FLOOR	13	-72	4	23	0.008	22	1	6	266	11	361	270	0.48	2	-3.13	3	CONCRETE
FLOOR	13	-74	5	23	0.012	22	1	6	243	11	347	270	-0.99	2	-3.13	3	CONCRETE
FLOOR	13	-76	5	23	0.013	22	2	6	251	11	284	240	-0.99	2	2.18	3	CONCRETE
FLOOR	15	-76	5	23	0.008	22	2	6	242	11	351	240	0.48	2	4.84	3	CONCRETE
FLOOR	19	-76	5	23	0.012	22	3	6	239	11	317	250	-0.99	2	3.51	3	CONCRETE
FLOOR	23	-76	5	23	0.01	22	4	6	230	11	327	240	-0.99	2	-0.47	3	CONCRETE
FLOOR	13	-78	4	23	0.012	22	3	6	263	11	310	270	-0.99	2	-3.13	3	CONCRETE
FLOOR	13	-80	4	23	0.008	22	1	6	251	11	382	270	0.48	2	4.84	3	CONCRETE
FLOOR	13	-82	5	23	0.012	22	4	6	249	11	336	240	-0.99	2	2.18	3	CONCRETE
FLOOR	13	-84	5	23	0.008	22	3	6	239	11	333	250	0.48	2	-1.80	3	CONCRETE
FLOOR	13	-86	5	23	0.012	22	3	6	247	11	314	250	-0.99	2	-4.46	3	CONCRETE
FLOOR	13	-88	4	23	0.012	22	2	6	245	11	288	240	0.48	2	4.84	3	CONCRETE
FLOOR	13	-90	5	23	0.006	22	5	6	247	11	340	250	-0.99	2	-1.80	3	CONCRETE
FLOOR	15	-90	5	23	0.011	22	3	6	253	11	358	260	-0.99	2	3.51	3	CONCRETE

# Blairsville Point Survey Form #003

Survey Serial #:	02-002
------------------	--------

Survey Section:	2
-----------------	---

Survey Unit:	6
--------------	---

Survey Sub-unit:	1
------------------	---

Classification:	1
-----------------	---

Survey Type:	LOWER
--------------	-------

Survey Date:	7/21/95
--------------	---------

Count Date:	9/5/95
-------------	--------

Alpha Survey Instruments				
Inst. S/N	Inst. Code	Eff. %	Corr. Fac.	Bkg. CPM
1510	6	20.8	4.81	4


Beta Survey Instruments				
Inst. S/N	Inst. Code	Eff. %	Corr. Fac.	Bkg. CPM
1593	11	36.3	2.75	248

Gamma or Beta/Gamma Instruments			
Inst. S/N	Inst. Code	Bkg.	Detection Type
234	23	5	Gamma
1522	22	0.015	Beta / Gamma

Alpha Counting Instruments				
Inst. S/N	Inst. Code	Eff. %	Corr. Fac.	Bkg. CPM
13295	2	33.96	2.94	0.34

Beta Counting Instruments				
Inst. S/N	Inst. Code	Eff. %	Corr. Fac.	Bkg. CPM
13295	3	37.6	2.66	1.68

Surveyor:	J.GEMZA/C.VERGARI
-----------	-------------------

Signature: 

Surface Description	Coordinates		Gamma at 1m	Gamma Inst.	Beta/Gamma Contact	Beta/Gamma Code	Contact Gross 1 min. Count	Alpha Inst. Code	Contact Gross 1 min. Count	Beta Inst. Code	Scan Contact Gross CPM		Removable DPM/100 cm2	Alpha Count Code	Removable DPM/100 cm2	Beta Count Code	Comments
	X	Y	uR/hr	Code	mR/hr	Code	Alpha	Code	Beta	Code	Max Beta	Avg Beta	Alpha	Code	Beta	Code	
FLOOR	13	0	5	23	0.013	22	1	6	262	11	312	240	-0.99	2	2.18	3	CONCRETE
FLOOR	13	-2	5	23	0.013	22	1	6	283	11	324	260	-0.99	2	-4.46	3	CONCRETE
FLOOR	13	-4	4	23	0.007	22	1	6	239	11	296	270	0.48	2	3.51	3	CONCRETE
FLOOR	13	-6	4	23	0.013	22	2	6	201	11	333	260	0.48	2	-0.47	3	CONCRETE
FLOOR	13	-8	5	23	0.009	22	1	6	236	11	316	260	-0.99	2	0.85	3	CONCRETE
FLOOR	13	-10	4	23	0.013	22	5	6	214	11	357	280	0.48	2	-0.47	3	CONCRETE
FLOOR	13	-12	4	23	0.013	22	4	6	207	11	359	270	0.48	2	-3.13	3	CONCRETE
FLOOR	13	-14	5	23	0.012	22	1	6	296	11	357	280	0.48	2	-0.47	3	CONCRETE
FLOOR	13	-16	5	23	0.006	22	4	6	290	11	376	250	0.48	2	0.85	3	CONCRETE
FLOOR	17	-16	5	23	0.013	22	3	6	263	11	359	280	-0.99	2	2.18	3	CONCRETE
FLOOR	13	-18	4	23	0.008	22	3	6	294	11	385	290	-0.99	2	-3.13	3	CONCRETE
FLOOR	13	-20	4	23	0.015	22	7	6	290	11	365	290	-0.99	2	-4.46	3	CONCRETE
FLOOR	13	-22	4	23	0.011	22	2	6	277	11	346	260	-0.99	2	-0.47	3	CONCRETE
FLOOR	13	-24	5	23	0.011	22	4	6	302	11	369	280	-0.99	2	-1.80	3	CONCRETE
FLOOR	13	-26	4	23	0.011	22	3	6	288	11	332	270	-0.99	2	2.18	3	CONCRETE
FLOOR	13	-28	5	23	0.014	22	5	6	248	11	324	250	0.48	2	-4.46	3	CONCRETE
FLOOR	13	-30	4	23	0.009	22	2	6	271	11	311	240	0.48	2	-1.80	3	CONCRETE
FLOOR	13	-32	4	23	0.007	22	1	6	303	11	340	260	1.96	2	-1.80	3	CONCRETE
FLOOR	13	-34	4	23	0.014	22	5	6	239	11	373	270	-0.99	2	-3.13	3	CONCRETE
FLOOR	13	-36	4	23	0.013	22	0	6	275	11	310	260	-0.99	2	-1.80	3	CONCRETE
FLOOR	13	-38	4	23	0.013	22	2	6	259	11	289	210	-0.99	2	-1.80	3	CONCRETE
FLOOR	13	-40	4	23	0.013	22	5	6	262	11	281	220	-0.99	2	0.85	3	CONCRETE
FLOOR	13	-42	4	23	0.013	22	0	6	261	11	378	290	-0.99	2	0.85	3	CONCRETE
FLOOR	13	-44	5	23	0.013	22	0	6	232	11	393	260	-0.99	2	3.51	3	CONCRETE
FLOOR	13	-46	5	23	0.013	22	1	6	231	11	600	250	-0.99	2	0.85	3	CONCRETE
FLOOR	13	-48	4	23	0.009	22	0	6	261	11	320	220	0.48	2	-0.47	3	CONCRETE

## Blairsville Point Survey Form #003

Survey Serial #:	02-002
------------------	--------

Survey Section:	2
-----------------	---

Survey Unit:	6
--------------	---

Survey Sub-unit:	1
------------------	---

Classification:	1
-----------------	---

Survey Type:	LOWER
--------------	-------

Survey Date:	7/21/95
--------------	---------

Count Date:	9/5/95
-------------	--------


Alpha Survey Instruments				
Inst. S/N	Inst. Code	Eff. %	Corr. Fac.	Bkg. CPM
1510	6	20.8	4.81	4

Beta Survey Instruments				
Inst. S/N	Inst. Code	Eff. %	Corr. Fac.	Bkg. CPM
1593	11	36.3	2.75	248

Gamma or Beta/Gamma Instruments			
Inst. S/N	Inst. Code	Bkg.	Detection Type
234	23	5	Gamma
1522	22	0.015	Beta / Gamma

Alpha Counting Instruments				
Inst. S/N	Inst. Code	Eff. %	Corr. Fac.	Bkg. CPM
13295	2	33.96	2.94	0.34

Beta Counting Instruments				
Inst. S/N	Inst. Code	Eff. %	Corr. Fac.	Bkg. CPM
13295	3	37.6	2.66	1.68

Surveyor:	J.GEMZAC.VERGARI
Signature:	

Surface Description	Coordinates		Gamma at 1m	Gamma Inst.	Beta/Gamma Contact	Beta/Gamma Code	Contact Gross 1 min. Count	Alpha Inst. Code	Contact Gross 1 min. Count	Beta Inst. Code	Scan Contact Gross CPM		Removable DPM/100 cm2	Alpha Count	Removable DPM/100 cm2	Beta Count	Comments
	X	Y	uR/hr	Code	mR/hr	Code	Alpha	Beta	Code	Max Beta	Avg Beta	Alpha	Code	Beta	Code		
	FLOOR	13	-50	5	23	0.017	22	1	6	294	11	267	200	-0.99	2	0.85	
FLOOR	13	-52	4	23	0.011	22	1	6	267	11	433	280	-0.99	2	2.18	3	CONCRETE
FLOOR	13	-54	3	23	0.016	22	2	6	258	11	360	250	-0.99	2	-0.47	3	CONCRETE
FLOOR	13	-56	4	23	0.012	22	1	6	251	11	294	260	-0.99	2	0.85	3	CONCRETE
FLOOR	13	-58	4	23	0.012	22	1	6	268	11	254	230	-0.99	2	-1.80	3	CONCRETE
FLOOR	8	-58	4	23	0.01	22	7	6	288	11	379	300	0.48	2	-0.47	3	CONCRETE
FLOOR	13	-62	4	23	0.007	22	2	6	262	11	383	280	-0.99	2	-3.13	3	CONCRETE
FLOOR	13	-64	4	23	0.009	22	5	6	326	11	600	300	-0.99	2	-0.47	3	CONCRETE
FLOOR	13	-66	5	23	0.014	22	5	6	300	11	376	300	-0.99	2	0.85	3	CONCRETE
FLOOR	13	-68	5	23	0.018	22	2	6	288	11	395	270	-0.99	2	2.18	3	CONCRETE
FLOOR	13	-72	4	23	0.009	22	2	6	279	11	348	250	-0.99	2	0.85	3	CONCRETE
FLOOR	13	-74	4	23	0.009	22	1	6	289	11	377	260	-0.99	2	4.84	3	CONCRETE
FLOOR	13	-76	4	23	0.013	22	3	6	265	11	330	250	-0.99	2	0.85	3	CONCRETE
FLOOR	13	-78	4	23	0.009	22	6	6	266	11	360	200	-0.99	2	-0.47	3	CONCRETE

# Blairsville Point Survey Form #003

Survey Serial #:	02-003
------------------	--------

Survey Section:	2
-----------------	---

Survey Unit:	4
--------------	---

Survey Sub-unit:	1
------------------	---

Classification:	1
-----------------	---

Survey Type:	LOWER
--------------	-------

Survey Date:	7/22/95
--------------	---------

Count Date:	9/5/95
-------------	--------

Alpha Survey Instruments				
Inst.	Inst.		Corr.	Bkg.
S/N	Code	Eff. %	Fac.	CPM
1510	6	20.8	4.81	4

Beta Survey Instruments				
Inst.	Inst.		Corr.	Bkg.
S/N	Code	Eff. %	Fac.	CPM
1593	11	36.3	2.75	292

Gamma or Beta/Gamma Instruments			
Inst.	Inst.		Detection
S/N	Code	Bkg.	Type
1522	22	0.011	Beta / Gamma
234	23	5	Gamma

Alpha Counting Instruments				
Inst.	Inst.		Corr.	Bkg.
S/N	Code	Eff. %	Fac.	CPM
13295	2	33.96	2.94	0.34

Beta Counting Instruments				
Inst.	Inst.		Corr.	Bkg.
S/N	Code	Eff. %	Fac.	CPM
13295	3	37.6	2.66	1.68

Surveyor:	J.GEMZA/C.VERGARI
-----------	-------------------

Signature: 

Surface Description	Coordinates		Gamma	Gamma	Beta/Gamma	Beta/	Contact Gross	Alpha	Contact Gross	Beta	Scan Contact		Removable	Alpha	Removable	Beta	Comments
	X	Y	at 1m	Inst.	Contact	Gamma	1 min. Count	Inst.	1 min. Count	Inst.	Gross CPM		DPM/100 cm2	Count	DPM/100 cm2	Count	
			uR/hr	Code	mR/hr	Code	Code	Code	Code	Code	Code	Code	Code	Code	Code	Code	
FLOOR	14	-2	5	23	0.012	22	4	6	317	11	380	300	-0.99	2	-0.47	3	CONCRETE
FLOOR	14	-4	5	23	0.01	22	4	6	284	11	330	270	-0.99	2	4.84	3	CONCRETE
FLOOR	14	-6	4	23	0.009	22	5	6	254	11	351	280	-0.99	2	-0.47	3	CONCRETE
FLOOR	14	-8	5	23	0.011	22	1	6	267	11	480	300	0.48	2	-1.80	3	CONCRETE
FLOOR	14	-10	5	23	0.012	22	3	6	260	11	322	280	1.96	2	3.51	3	CONCRETE
FLOOR	14	-12	6	23	0.009	22	6	6	257	11	480	300	-0.99	2	-1.80	3	CONCRETE
FLOOR	14	-14	5	23	0.012	22	3	6	297	11	294	270	0.48	2	-3.13	3	CONCRETE
FLOOR	14	-16	5	23	0.013	22	2	6	266	11	420	280	-0.99	2	4.84	3	CONCRETE
FLOOR	14	-18	5	23	0.012	22	3	6	275	11	372	290	-0.99	2	-0.47	3	CONCRETE
FLOOR	14	-20	4	23	0.008	22	3	6	302	11	321	270	0.48	2	-3.13	3	CONCRETE
FLOOR	14	-22	4	23	0.013	22	6	6	287	11	404	250	-0.99	2	-3.13	3	CONCRETE
FLOOR	14	-24	5	23	0.009	22	1	6	290	11	335	260	-0.99	2	-3.13	3	CONCRETE
FLOOR	8	-24	5	23	0.013	22	4	6	274	11	415	300	-0.99	2	0.85	3	CONCRETE
FLOOR	14	-26	4	23	0.013	22	2	6	240	11	386	290	0.48	2	-0.47	3	CONCRETE
FLOOR	14	-28	4	23	0.01	22	3	6	275	11	479	300	-0.99	2	2.18	3	CONCRETE
FLOOR	14	-30	5	23	0.014	22	2	6	267	11	490	270	-0.99	2	2.18	3	CONCRETE
FLOOR	14	-32	5	23	0.01	22	1	6	280	11	379	260	-0.99	2	-4.46	3	CONCRETE
FLOOR	14	-34	5	23	0.015	22	3	6	256	11	337	265	0.48	2	2.18	3	CONCRETE
FLOOR	16	-34	5	23	0.015	22	5	6	244	11	400	290	-0.99	2	-1.80	3	CONCRETE
FLOOR	14	-36	5	23	0.013	22	3	6	254	11	372	280	1.96	2	4.84	3	CONCRETE
FLOOR	14	-38	5	23	0.012	22	4	6	282	11	360	300	-0.99	2	-3.13	3	CONCRETE
FLOOR	14	-40	5	23	0.01	22	3	6	253	11	339	270	-0.99	2	-1.80	3	CONCRETE
FLOOR	14	-42	5	23	0.012	22	2	6	270	11	401	300	0.48	2	-0.47	3	CONCRETE
FLOOR	16	-44	5	23	0.01	22	2	6	275	11	355	290	0.48	2	-0.47	3	CONCRETE
FLOOR	12	-44	4	23	0.009	22	4	6	301	11	418	300	-0.99	2	-0.47	3	CONCRETE
FLOOR	14	-48	4	23	0.009	22	1	6	291	11	374	270	-0.99	2	2.18	3	CONCRETE



## Blairsville Point Survey Form #003

Survey Serial #:	02-003
Survey Section:	2
Survey Unit:	4
Survey Sub-unit:	1

Alpha Survey Instruments				
Inst. S/N	Inst. Code	Eff. %	Corr. Fac.	Bkg. CPM
1510	6	20.8	4.81	4


Beta Survey Instruments				
Inst. S/N	Inst. Code	Eff. %	Corr. Fac.	Bkg. CPM
1593	11	36.3	2.75	292

Gamma or Beta/Gamma Instruments			
Inst. S/N	Inst. Code	Bkg.	Detection Type
1522	22	0.011	Beta / Gamma
234	23	5	Gamma

Classification:	1
Survey Type:	LOWER

Alpha Counting Instruments				
Inst. S/N	Inst. Code	Eff. %	Corr. Fac.	Bkg. CPM
13295	2	33.96	2.94	0.34

Beta Counting Instruments				
Inst. S/N	Inst. Code	Eff. %	Corr. Fac.	Bkg. CPM
13295	3	37.6	2.66	1.68

Surveyor:	J.GEMZA/C.VERGARI
Signature:	

Surface Description	Coordinates		Gamma at 1m	Gamma Inst.	Beta/Gamma Contact	Beta/Gamma	Contact Gross 1 min. Count	Alpha Inst.	Contact Gross 1 min. Count	Beta Inst.	Scan Contact Gross CPM		Removable DPM/100 cm2	Alpha Count	Removable DPM/100 cm2	Beta Count	Comments
	X	Y	uR/hr	Code	mR/hr	Code	Alpha	Code	Beta	Code	Max Beta	Avg Beta	Alpha	Code	Beta	Code	
FLOOR	12	-50	4	23	0.013	22	2	6	276	11	451	290	0.48	2	2.18	3	CONCRETE
FLOOR	14	-52	4	23	0.01	22	1	6	293	11	359	300	-0.99	2	-3.13	3	CONCRETE
FLOOR	14	-54	5	23	0.01	22	1	6	285	11	393	270	-0.99	2	-0.47	3	CONCRETE
FLOOR	10	-54	5	23	0.01	22	0	6	287	11	384	260	1.96	2	-3.13	3	CONCRETE
FLOOR	14	-56	5	23	0.01	22	4	6	321	11	360	300	-0.99	2	-0.47	3	CONCRETE
FLOOR	18	-56	5	23	0.015	22	2	6	260	11	362	290	0.48	2	2.18	3	CONCRETE
FLOOR	14	-60	5	23	0.012	22	1	6	318	11	379	260	-0.99	2	-0.47	3	CONCRETE
FLOOR	14	-64	4	23	0.013	22	1	6	279	11	354	290	-0.99	2	-1.80	3	CONCRETE
FLOOR	14	-68	5	23	0.011	22	4	6	268	11	350	270	-0.99	2	0.85	3	CONCRETE
FLOOR	14	-72	5	23	0.013	22	5	6	278	11	417	290	-0.99	2	-4.46	3	CONCRETE
FLOOR	14	-76	5	23	0.011	22	2	6	261	11	331	300	1.96	2	-4.46	3	CONCRETE
FLOOR	14	-80	5	23	0.015	22	5	6	282	11	326	270	-0.99	2	-3.13	3	CONCRETE
FLOOR	14	-84	5	23	0.012	22	4	6	299	11	398	290	-0.99	2	2.18	3	CONCRETE
FLOOR	14	-88	5	23	0.013	22	4	6	306	11	386	280	-0.99	2	-3.13	3	CONCRETE

## Blairsville Point Survey Form #003

Survey Serial #:	02-004
------------------	--------

Survey Section:	2
-----------------	---

Survey Unit:	2
--------------	---

Survey Sub-unit:	1
------------------	---

Classification:	1
-----------------	---

Survey Type:	LOWER
--------------	-------

Survey Date:	7/23/95
--------------	---------

Count Date:	9/5/95
-------------	--------


Alpha Survey Instruments				
Inst. S/N	Inst. Code	Eff. %	Corr. Fac.	Bkg. CPM
1510	6	20.8	4.81	2

Beta Survey Instruments				
Inst. S/N	Inst. Code	Eff. %	Corr. Fac.	Bkg. CPM
1593	11	36.3	2.75	250

Gamma or Beta/Gamma Instruments			
Inst. S/N	Inst. Code	Bkg.	Detection Type
1522	22	0.012	Beta / Gamma
142	51	5	Gamma

Alpha Counting Instruments				
Inst. S/N	Inst. Code	Eff. %	Corr. Fac.	Bkg. CPM
13295	2	33.96	2.94	0.34

Beta Counting Instruments				
Inst. S/N	Inst. Code	Eff. %	Corr. Fac.	Bkg. CPM
13295	3	37.6	2.66	1.68

Surveyor:	J.GEMZA/C.VERGARI
Signature:	

Surface Description	Coordinates		Gamma	Gamma	Beta/Gamma	Beta/	Contact Gross	Alpha	Contact Gross	Beta	Scan Contact		Removable	Alpha	Removable	Beta	Comments
			at 1m	Inst.	Contact	Gamma	1 min. Count	Inst.	1 min. Count	Inst.	Gross CPM		DPM/100 cm2	Count	DPM/100 cm2	Count	
	uR/hr	Code	mR/hr	Code	Code	Code	Code	Code	Code	Code	Max Beta	Avg Beta	Alpha	Code	Beta	Code	
FLOOR	16	-2.5	5	51	0.01	22	2	6	373	11	600	350	-0.99	2	-3.13	3	CONCRETE
FLOOR	16	-4	5	51	0.009	22	4	6	347	11	389	300	-0.99	2	-0.47	3	CONCRETE
FLOOR	12	-4	5	51	0.03	22	3	6	286	11	382	280	-0.99	2	-0.47	3	CONCRETE
FLOOR	9	-4	5	51	0.011	22	2	6	327	11	480	300	-0.99	2	-0.47	3	CONCRETE
FLOOR	5	-4	5	51	0.01	22	0	6	334	11	430	270	-0.99	2	-3.13	3	CONCRETE
FLOOR	5	-7	5	51	0.008	22	6	6	282	11	340	250	-0.99	2	-1.80	3	CONCRETE
FLOOR	16	-14	5	51	0.007	22	3	6	286	11	480	300	-0.99	2	0.85	3	CONCRETE
FLOOR	18	-14	5	51	0.012	22	13	6	426	11	365	300	-0.99	2	-0.47	3	CONCRETE
FLOOR	21	-14	4	51	0.008	22	1	6	305	11	360	280	-0.99	2	-1.80	3	CONCRETE
FLOOR	16	-18	4	51	0.011	22	2	6	343	11	429	330	-0.99	2	-4.46	3	CONCRETE
FLOOR	16	-22	5	51	0.014	22	5	6	310	11	401	340	0.48	2	-0.47	3	CONCRETE
FLOOR	16	-26	5	51	0.017	22	6	6	331	11	399	330	-0.99	2	-1.80	3	CONCRETE
FLOOR	16	-30	3	51	0.006	22	1	6	316	11	600	310	-0.99	2	-1.80	3	CONCRETE
FLOOR	12	-32	5	51	0.007	22	3	6	326	11	329	250	-0.99	2	-0.47	3	CONCRETE
FLOOR	7	-32	3	51	0.013	22	6	6	296	11	410	260	1.96	2	-3.13	3	CONCRETE
FLOOR	16	-36	4	51	0.013	22	5	6	300	11	431	290	-0.99	2	3.51	3	CONCRETE
FLOOR	19	-41	5	51	0.013	22	2	6	316	11	548	320	-0.99	2	-0.47	3	CONCRETE
FLOOR	19	-45	3	51	0.009	22	0	6	302	11	290	250	-0.99	2	2.18	3	CONCRETE
FLOOR	14	-45	4	51	0.009	22	4	6	334	11	381	280	-0.99	2	-1.80	3	CONCRETE
FLOOR	14	-48	4	51	0.004	22	2	6	317	11	404	300	-0.99	2	-1.80	3	CONCRETE
FLOOR	9	-48	4	51	0.008	22	4	6	262	11	355	250	-0.99	2	0.85	3	CONCRETE
FLOOR	19	-51	5	51	0.011	22	1	6	275	11	385	290	-0.99	2	-0.47	3	CONCRETE
FLOOR	19	-55	4	51	0.008	22	0	6	300	11	358	300	-0.99	2	2.18	3	CONCRETE
FLOOR	19	-59	5	51	0.009	22	1	6	283	11	347	290	-0.99	2	-1.80	3	CONCRETE
FLOOR	22	-61	4	51	0.012	22	0	6	276	11	516	290	0.48	2	3.51	3	CONCRETE
FLOOR	12	-61	4	51	0.019	22	3	6	286	11	380	270	0.48	2	2.18	3	CONCRETE

## Blairsville Point Survey Form #003

Survey Serial #:	02-004
------------------	--------

Survey Section:	2
-----------------	---

Survey Unit:	2
--------------	---

Survey Sub-unit:	1
------------------	---

Classification:	1
-----------------	---

Survey Type:	LOWER
--------------	-------

Survey Date:	7/23/95
--------------	---------

Count Date:	9/5/95
-------------	--------

Alpha Survey Instruments				
Inst.	Inst.		Corr.	Bkg.
S/N	Code	Eff. %	Fac.	CPM
1510	6	20.8	4.81	2


Beta Survey Instruments				
Inst.	Inst.		Corr.	Bkg.
S/N	Code	Eff. %	Fac.	CPM
1593	11	36.3	2.75	250

Gamma or Beta/Gamma Instruments			
Inst.	Inst.		Detection
S/N	Code	Bkg.	Type
1522	22	0.012	Beta / Gamma
142	51	5	Gamma

Alpha Counting Instruments				
Inst.	Inst.		Corr.	Bkg.
S/N	Code	Eff. %	Fac.	CPM
13295	2	33.96	2.94	0.34

Beta Counting Instruments				
Inst.	Inst.		Corr.	Bkg.
S/N	Code	Eff. %	Fac.	CPM
13295	3	37.6	2.66	1.68

Surveyor:	J.GEMZA/C.VERGARI
-----------	-------------------

Signature: 

Surface Description	Coordinates		Gamma	Gamma	Beta/Gamma	Beta/	Contact Gross	Alpha	Contact Gross	Beta	Scan Contact		Removable	Alpha	Removable	Beta	Comments
			at 1m	Inst.	Contact	Gamma	1 min. Count	Inst.	Gross CPM		DPM/100 cm2	Count	DPM/100 cm2	Count			
	uR/hr	Code	mR/hr	Code	Alpha	Code	Beta	Code	Max Beta	Avg Beta	Alpha	Code	Beta	Code			
FLOOR	19	-65	4	51	0.01	22	3	6	295	11	417	300	-0.99	2	-4.46	3	CONCRETE
FLOOR	19	-69	4	51	0.012	22	2	6	283	11	481	280	-0.99	2	-0.47	3	CONCRETE
FLOOR	22	-69	5	51	0.013	22	2	6	338	11	438	350	-0.99	2	-1.80	3	CONCRETE
FLOOR	19	-73	5	51	0.019	22	3	6	393	11	330	250	0.48	2	-0.47	3	CONCRETE
FLOOR	19	-77	4	51	0.011	22	1	6	282	11	406	290	-0.99	2	4.84	3	CONCRETE
FLOOR	19	-81	4	51	0.015	22	3	6	319	11	413	290	-0.99	2	-3.13	3	CONCRETE
FLOOR	15	-83	4	51	0.013	22	4	6	341	11	401	200	-0.99	2	-1.80	3	CONCRETE
FLOOR	15	-86	4	51	0.017	22	4	6	327	11	407	280	0.48	2	-1.80	3	CONCRETE
FLOOR	19	-87	5	51	0.013	22	0	6	303	11	350	300	-0.99	2	0.85	3	CONCRETE
FLOOR	19	-89	4	51	0.012	22	2	6	264	11	349	270	-0.99	2	-1.80	3	CONCRETE
FLOOR	22	-89	4	51	0.014	22	1	6	297	11	432	330	-0.99	2	-3.13	3	CONCRETE
FLOOR	23	-91	4	51	0.012	22	3	6	267	11	495	250	0.48	2	-1.80	3	CONCRETE
FLOOR	19	-91	4	51	0.007	22	2	6	269	11	331	200	0.48	2	-1.80	3	CONCRETE
FLOOR	19	-95	3	51	0.008	22	2	6	268	11	371	225	-0.99	2	8.83	3	CONCRETE

## Blairsville Point Survey Form #003

Survey Serial #:	02-005
------------------	--------

Survey Section:	2
-----------------	---

Survey Unit:	3
--------------	---

Survey Sub-unit:	1
------------------	---

Classification:	1
-----------------	---

Survey Type:	LOWER
--------------	-------

Survey Date:	7/27/95
--------------	---------

Count Date:	9/6/95
-------------	--------

Alpha Survey Instruments				
Inst.	Inst.	Corr.	Bkg.	
S/N	Code	Eff. %	Fac.	CPM
1510	6	20.8	4.81	0

Beta Survey Instruments				
Inst.	Inst.	Corr.	Bkg.	
S/N	Code	Eff. %	Fac.	CPM
1593	11	36.3	2.75	200

Gamma or Beta/Gamma Instruments			
Inst.	Inst.	Detection	
S/N	Code	Bkg.	Type
234	23	6	Gamma
1522	22	0.013	Beta / Gamma

Alpha Counting Instruments				
Inst.	Inst.	Corr.	Bkg.	
S/N	Code	Eff. %	Fac.	CPM
13295	2	33.96	2.94	0.34

Beta Counting Instruments				
Inst.	Inst.	Corr.	Bkg.	
S/N	Code	Eff. %	Fac.	CPM
13295	3	37.6	2.66	1.68

Surveyor:	V.TAYLOR/L.SMITH
-----------	------------------

Signature: 

Surface Description	Coordinates		Gamma at 1m uR/hr	Gamma Inst. Code	Beta/Gamma Contact mR/hr	Beta/Gamma Code	Contact Gross 1 min. Count Alpha	Alpha Inst. Code	Contact Gross 1 min. Count Beta	Beta Inst. Code	Scan Contact Gross CPM		Removable DPM/100 cm2 Alpha	Alpha Count Code	Removable DPM/100 cm2 Beta	Beta Count Code	Comments
	X	Y									Max Beta	Avg Beta					
	FLOOR	11									-3	5					
FLOOR	14	-5	6	23	0.008	22	5	6	262	11	315	260	-0.99	2	-3.13	3	PAINTED CONCRETE
FLOOR	19	-5	6	23	0.009	22	5	6	287	11	399	260	-0.99	2	2.18	3	PAINTED CONCRETE
FLOOR	14	-17	5	23	0.009	22	5	6	298	11	343	250	-0.99	2	3.51	3	PAINTED CONCRETE
FLOOR	19	-17	6	23	0.013	22	3	6	250	11	292	230	0.48	2	0.85	3	PAINTED CONCRETE
FLOOR	14	-21	6	23	0.01	22	1	6	267	11	311	260	0.48	2	2.18	3	PAINTED CONCRETE
FLOOR	14	-25	5	23	0.012	22	2	6	264	11	343	270	-0.99	2	-3.13	3	PAINTED CONCRETE
FLOOR	10	-29	6	23	0.015	22	3	6	270	11	322	250	0.48	2	2.18	3	PAINTED CONCRETE
FLOOR	14	-29	5	23	0.008	22	3	6	282	11	461	260	-0.99	2	-0.47	3	PAINTED CONCRETE
FLOOR	14	-33	5	23	0.011	22	1	6	256	11	349	230	0.48	2	-1.80	3	PAINTED CONCRETE
FLOOR	20	-33	5	23	0.008	22	3	6	244	11	352	250	-0.99	2	4.84	3	PAINTED CONCRETE
FLOOR	14	-37	5	23	0.013	22	0	6	315	11	315	270	1.96	2	0.85	3	PAINTED CONCRETE
FLOOR	14	-39	5	23	0.01	22	2	6	270	11	312	250	0.48	2	3.51	3	PAINTED CONCRETE
FLOOR	3	-45	5	23	0.016	22	3	6	281	11	371	240	-0.99	2	-1.80	3	PAINTED CONCRETE
FLOOR	8	-45	5	23	0.006	22	6	6	269	11	448	280	3.43	2	2.18	3	PAINTED CONCRETE
FLOOR	14	-45	5	23	0.007	22	1	6	282	11	314	260	-0.99	2	-0.47	3	PAINTED CONCRETE
FLOOR	14	-47	5	23	0.015	22	7	6	296	11	310	280	-0.99	2	2.18	3	PAINTED CONCRETE
FLOOR	8	-51	5	23	0.02	22	2	6	259	11	346	260	-0.99	2	-0.47	3	PAINTED CONCRETE
FLOOR	14	-51	5	23	0.007	22	4	6	276	11	303	260	0.48	2	-0.47	3	PAINTED CONCRETE
FLOOR	14	-54	5	23	0.014	22	5	6	311	11	307	280	0.48	2	2.18	3	PAINTED CONCRETE
FLOOR	14	-57	5	23	0.005	22	5	6	286	11	324	250	-0.99	2	2.18	3	PAINTED CONCRETE
FLOOR	8	-61	5	23	0.008	22	1	6	297	11	310	230	-0.99	2	2.18	3	PAINTED CONCRETE
FLOOR	14	-61	5	23	0.012	22	4	6	263	11	376	270	-0.99	2	3.51	3	PAINTED CONCRETE
FLOOR	8	-64	5	23	0.011	22	5	6	286	11	379	250	1.96	2	3.51	3	PAINTED CONCRETE
FLOOR	14	-64	5	23	0.004	22	3	6	268	11	341	250	-0.99	2	-3.13	3	PAINTED CONCRETE
FLOOR	20	-64	4	23	0.009	22	1	6	244	11	361	260	-0.99	2	-1.80	3	PAINTED CONCRETE

## Blairsville Point Survey Form #003

Survey Serial #:	02-005
------------------	--------

Survey Section:	2
-----------------	---

Survey Unit:	3
--------------	---

Survey Sub-unit:	1
------------------	---

Classification:	1
-----------------	---

Survey Type:	LOWER
--------------	-------

Survey Date:	7/27/95
--------------	---------

Count Date:	9/6/95
-------------	--------


Alpha Survey Instruments				
Inst.	Inst.		Corr.	Bkg.
S/N	Code	Eff. %	Fac.	CPM
1510	6	20.8	4.81	0

Beta Survey Instruments				
Inst.	Inst.		Corr.	Bkg.
S/N	Code	Eff. %	Fac.	CPM
1593	11	36.3	2.75	200

Gamma or Beta/Gamma Instruments			
Inst.	Inst.		Detection
S/N	Code	Bkg.	Type
234	23	6	Gamma
1522	22	0.013	Beta / Gamma

Alpha Counting Instruments				
Inst.	Inst.		Corr.	Bkg.
S/N	Code	Eff. %	Fac.	CPM
13295	2	33.96	2.94	0.34

Beta Counting Instruments				
Inst.	Inst.		Corr.	Bkg.
S/N	Code	Eff. %	Fac.	CPM
13295	3	37.6	2.66	1.68

Surveyor:	V.TAYLOR/L.SMITH
Signature:	

Surface Description	Coordinates		Gamma at 1m uR/hr	Gamma Inst. Code	Beta/Gamma Contact mR/hr	Beta/Gamma Code	Contact Gross 1 min. Count Alpha	Alpha Inst. Code	Contact Gross 1 min. Count Beta	Beta Inst. Code	Scan Contact Gross CPM		Removable DPM/100 cm2 Alpha	Alpha Count Code	Removable DPM/100 cm2 Beta	Beta Count Code	Comments
	X	Y									Max Beta	Avg Beta					
	FLOOR	14									-69	5					
FLOOR	16	-71	5	23	0.01	22	3	6	296	11	316	270	-0.99	2	-1.80	3	PAINTED CONCRETE
FLOOR	21	-71	5	23	0.011	22	5	6	261	11	311	250	1.96	2	0.85	3	PAINTED CONCRETE
FLOOR	16	-75	4	23	0.006	22	2	6	285	11	335	240	0.48	2	2.18	3	PAINTED CONCRETE
FLOOR	21	-75	6	23	0.011	22	0	6	300	11	350	270	-0.99	2	-0.47	3	PAINTED CONCRETE
FLOOR	16	-79	5	23	0.01	22	3	6	305	11	335	250	-0.99	2	-1.80	3	PAINTED CONCRETE
FLOOR	14	-83	4	23	0.014	22	4	6	252	11	357	220	0.48	2	3.51	3	PAINTED CONCRETE
FLOOR	8	-85	5	23	0.013	22	0	6	238	11	355	240	-0.99	2	-0.47	3	PAINTED CONCRETE
FLOOR	14	-87	6	23	0.009	22	0	6	284	11	358	270	0.48	2	-1.80	3	PAINTED CONCRETE
FLOOR	20	-87	5	23	0.01	22	0	6	256	11	372	270	-0.99	2	-1.80	3	PAINTED CONCRETE
FLOOR	14	-91	5	23	0.009	22	1	6	267	11	370	260	-0.99	2	0.85	3	PAINTED CONCRETE
FLOOR	8	-95	5	23	0.011	22	0	6	283	11	431	260	-0.99	2	-0.47	3	PAINTED CONCRETE
FLOOR	14	-95	5	23	0.013	22	1	6	263	11	317	250	-0.99	2	-4.46	3	PAINTED CONCRETE
FLOOR	18	-95	5	23	0.012	22	1	6	287	11	349	240	1.96	2	-3.13	3	PAINTED CONCRETE

# Blairsville Point Survey Form #003

Survey Serial #:	02-006
------------------	--------

Survey Section:	2
-----------------	---

Survey Unit:	5
--------------	---

Survey Sub-unit:	1
------------------	---

Classification:	1
-----------------	---

Survey Type:	LOWER
--------------	-------

Survey Date:	7/28/95
--------------	---------

Count Date:	9/6/95
-------------	--------

Alpha Survey Instruments				
Inst. S/N	Inst. Code	Eff. %	Corr. Fac.	Bkg. CPM
1510	6	20.8	4.81	1

Beta Survey Instruments				
Inst. S/N	Inst. Code	Eff. %	Corr. Fac.	Bkg. CPM
1593	11	36.3	2.75	200

Gamma or Beta/Gamma Instruments			
Inst. S/N	Inst. Code	Bkg.	Detection Type
234	23	5	Gamma
1522	22	0.009	Beta / Gamma

Alpha Counting Instruments				
Inst. S/N	Inst. Code	Eff. %	Corr. Fac.	Bkg. CPM
13295	2	33.96	2.94	0.34

Beta Counting Instruments				
Inst. S/N	Inst. Code	Eff. %	Corr. Fac.	Bkg. CPM
13295	3	37.6	2.66	1.68

Surveyor:	V.TAYLOR
-----------	----------

Signature: 

Surface Description	Coordinates		Gamma at 1m	Gamma Inst.	Beta/Gamma Contact	Beta/Gamma Code	Contact Gross 1 min. Count	Alpha Inst. Code	Contact Gross 1 min. Count	Beta Inst. Code	Scan Contact Gross CPM		Removable DPM/100 cm2	Alpha Count	Removable DPM/100 cm2	Beta Count	Comments
	X	Y	uR/hr	Code	mR/hr	Code	Alpha	Beta	Code	Code	Max Beta	Avg Beta	Alpha	Code	Beta	Code	
	FLOOR	20	0	5	23	0.011	22	2	6	238	11	404	250	0.48	2	-3.13	
FLOOR	18	-6	5	23	0.009	22	3	6	268	11	353	260	-0.99	2	-1.80	3	PAINTEd CONCRETE
FLOOR	18	-12	5	23	0.008	22	5	6	270	11	316	240	-0.99	2	3.51	3	PAINTEd CONCRETE
FLOOR	12	-12	5	23	0.009	22	2	6	276	11	377	260	-0.99	2	2.18	3	PAINTEd CONCRETE
FLOOR	12	-6	5	23	0.01	22	0	6	295	11	369	240	-0.99	2	-1.80	3	PAINTEd CONCRETE
FLOOR	12	0	5	23	0.009	22	1	6	310	11	349	280	-0.99	2	-0.47	3	PAINTEd CONCRETE
FLOOR	5	0	5	23	0.011	22	1	6	291	11	394	260	-0.99	2	2.18	3	PAINTEd CONCRETE
FLOOR	2	0	5	23	0.011	22	2	6	290	11	428	280	0.48	2	-1.80	3	PAINTEd CONCRETE
FLOOR	5	-6	5	23	0.01	22	1	6	270	11	326	240	0.48	2	8.83	3	PAINTEd CONCRETE
FLOOR	5	-12	5	23	0.012	22	1	6	313	11	346	290	0.48	2	0.85	3	PAINTEd CONCRETE
FLOOR	6	-18	5	23	0.014	22	1	6	267	11	320	260	-0.99	2	-1.80	3	PAINTEd CONCRETE
FLOOR	6	-25	5	23	0.018	22	2	6	246	11	344	250	0.48	2	0.85	3	PAINTEd CONCRETE
FLOOR	7	-30	4	23	0.011	22	0	6	301	11	456	310	-0.99	2	2.18	3	PAINTEd CONCRETE
FLOOR	7	-36	4	23	0.014	22	1	6	288	11	326	260	-0.99	2	-0.47	3	PAINTEd CONCRETE
FLOOR	2	-36	6	23	0.009	22	1	6	305	11	349	270	-0.99	2	-0.47	3	PAINTEd CONCRETE
FLOOR	2	-30	6	23	0.012	22	1	6	272	11	301	250	0.48	2	-0.47	3	PAINTEd CONCRETE
FLOOR	14	-25	4	23	0.008	22	2	6	331	11	384	270	-0.99	2	-0.47	3	PAINTEd CONCRETE
FLOOR	14	-18	5	23	0.01	22	3	6	317	11	316	250	-0.99	2	-0.47	3	PAINTEd CONCRETE
FLOOR	18	-18	5	23	0.009	22	1	6	274	11	343	260	-0.99	2	-1.80	3	PAINTEd CONCRETE
FLOOR	20	-25	5	23	0.013	22	1	6	312	11	349	240	-0.99	2	0.85	3	PAINTEd CONCRETE
FLOOR	20	-36	5	23	0.01	22	3	6	264	11	347	260	-0.99	2	4.84	3	PAINTEd CONCRETE
FLOOR	20	-43	5	23	0.009	22	1	6	253	11	317	260	-0.99	2	-0.47	3	PAINTEd CONCRETE
FLOOR	20	-49	6	23	0.007	22	4	6	269	11	314	250	-0.99	2	-0.47	3	PAINTEd CONCRETE
FLOOR	14	-49	5	23	0.009	22	0	6	259	11	338	230	-0.99	2	2.18	3	PAINTEd CONCRETE
FLOOR	7	-49	5	23	0.007	22	1	6	275	11	324	250	0.48	2	-0.47	3	PAINTEd CONCRETE
FLOOR	10	-43	5	23	0.007	22	1	6	280	11	375	270	-0.99	2	6.17	3	PAINTEd CONCRETE

## Blairsville Point Survey Form #003

Survey Serial #:	02-006
------------------	--------

Survey Section:	2
-----------------	---

Survey Unit:	5
--------------	---

Survey Sub-unit:	1
------------------	---

Classification:	1
-----------------	---

Survey Type:	LOWER
--------------	-------

Survey Date:	7/28/95
--------------	---------

Count Date:	9/6/95
-------------	--------

Alpha Survey Instruments				
Inst.	Inst.		Corr.	Bkg.
S/N	Code	Eff. %	Fac.	CPM
1510	6	20.8	4.81	1

Beta Survey Instruments				
Inst.	Inst.		Corr.	Bkg.
S/N	Code	Eff. %	Fac.	CPM
1593	11	36.3	2.75	200

Gamma or Beta/Gamma Instruments			
Inst.	Inst.		Detection
S/N	Code	Bkg.	Type
234	23	5	Gamma
1522	22	0.009	Beta / Gamma

Alpha Counting Instruments				
Inst.	Inst.		Corr.	Bkg.
S/N	Code	Eff. %	Fac.	CPM
13295	2	33.96	2.94	0.34

Beta Counting Instruments				
Inst.	Inst.		Corr.	Bkg.
S/N	Code	Eff. %	Fac.	CPM
13295	3	37.6	2.66	1.68

Surveyor:	V.TAYLOR
-----------	----------

Signature: 

Surface Description	Coordinates		Gamma	Gamma	Beta/Gamma	Beta/	Contact Gross	Alpha	Contact Gross	Beta	Scan Contact		Removable	Alpha	Removable	Beta	Comments
	X	Y	at 1m	Inst.	Contact	Gamma	1 min. Count	Inst.	1 min. Count	Inst.	Gross CPM		DPM/100 cm2	Count	DPM/100 cm2	Count	
			uR/hr	Code	mR/hr	Code	Code	Alpha	Code	Beta	Code	Max Beta	Avg Beta	Alpha	Code	Beta	
FLOOR	7	-43	4	23	0.009	22	1	6	235	11	355	240	-0.99	2	-1.80	3	PAINTED CONCRETE
FLOOR	22	-58	5	23	0.009	22	2	6	292	11	347	250	-0.99	2	-1.80	3	PAINTED CONCRETE
FLOOR	10	-58	4	23	0.011	22	2	6	279	11	372	290	0.48	2	0.85	3	PAINTED CONCRETE
FLOOR	16	-58	5	23	0.014	22	1	6	272	11	338	250	-0.99	2	-0.47	3	PAINTED CONCRETE
FLOOR	22	-65	6	23	0.015	22	2	6	284	11	368	270	0.48	2	-1.80	3	PAINTED CONCRETE
FLOOR	16	-65	5	23	0.009	22	0	6	276	11	398	280	-0.99	2	-3.13	3	PAINTED CONCRETE
FLOOR	6	-65	4	23	0.009	22	4	6	258	11	282	240	0.48	2	4.84	3	PAINTED CONCRETE
FLOOR	2	-80	5	23	0.009	22	1	6	271	11	288	250	-0.99	2	3.51	3	PAINTED CONCRETE
FLOOR	12	-80	5	23	0.006	22	0	6	284	11	363	270	-0.99	2	-3.13	3	PAINTED CONCRETE
FLOOR	22	-80	6	23	0.01	22	1	6	320	11	346	290	1.96	2	3.51	3	PAINTED CONCRETE
FLOOR	22	-86	6	23	0.007	22	3	6	256	11	425	260	0.48	2	-3.13	3	PAINTED CONCRETE
FLOOR	13	-86	5	23	0.013	22	2	6	278	11	274	220	-0.99	2	0.85	3	PAINTED CONCRETE
FLOOR	6	-86	5	23	0.006	22	1	6	275	11	328	240	0.48	2	-3.13	3	PAINTED CONCRETE
FLOOR	6	-91	5	23	0.01	22	1	6	243	11	363	240	-0.99	2	-1.80	3	PAINTED CONCRETE

## Blairsville Point Survey Form #003

Survey Serial #:	02-007
------------------	--------

Survey Section:	2
-----------------	---

Survey Unit:	1
--------------	---

Survey Sub-unit:	1
------------------	---

Classification:	1
-----------------	---

Survey Type:	LOWER
--------------	-------

Survey Date:	7/28/95
--------------	---------

Count Date:	9/6/95
-------------	--------


Alpha Survey Instruments				
Inst. S/N	Inst. Code	Eff. %	Corr. Fac.	Bkg. CPM
1578	48	18.3	5.46	1

Beta Survey Instruments				
Inst. S/N	Inst. Code	Eff. %	Corr. Fac.	Bkg. CPM
1641	49	30.9	3.24	240

Gamma or Beta/Gamma Instruments			
Inst. S/N	Inst. Code	Bkg.	Detection Type
142	51	5	Gamma
5245	18	0.01	Beta / Gamma

Alpha Counting Instruments				
Inst. S/N	Inst. Code	Eff. %	Corr. Fac.	Bkg. CPM
13295	2	33.96	2.94	0.34

Beta Counting Instruments				
Inst. S/N	Inst. Code	Eff. %	Corr. Fac.	Bkg. CPM
13295	3	37.6	2.66	1.68

Surveyor:	J.GEMZA/C.VERGARI
Signature:	

Surface Description	Coordinates		Gamma at 1m	Gamma Inst.	Beta/Gamma Contact	Beta/Gamma Code	Contact Gross 1 min. Count	Alpha Inst.	Contact Gross 1 min. Count	Beta Inst.	Scan Contact Gross CPM		Removable DPM/100 cm2	Alpha Count	Removable DPM/100 cm2	Beta Count	Comments
	X	Y	uR/hr	Code	mR/hr	Code	Alpha	Code	Beta	Code	Max Beta	Avg Beta	Alpha	Code	Beta	Code	
FLOOR	19	-2	6	51	0.01	18	0	48	292	49	340	280	0.48	2	-4.46	3	CONCRETE
FLOOR	19	-6	5	51	0.02	18	4	48	284	49	361	300	-0.99	2	-1.80	3	CONCRETE
FLOOR	21	-8	4	51	0.01	18	3	48	293	49	341	270	-0.99	2	-3.13	3	CONCRETE
FLOOR	19	-10	4	51	0.01	18	3	48	283	49	411	290	-0.99	2	-3.13	3	CONCRETE
FLOOR	11	-8	4	51	0.02	18	1	48	328	49	367	290	-0.99	2	-3.13	3	CONCRETE
FLOOR	11	-13	5	51	0.01	18	4	48	295	49	417	280	-0.99	2	2.18	3	CONCRETE
FLOOR	5	-1	6	51	0.02	18	5	48	356	49	354	270	0.48	2	0.85	3	CONCRETE
FLOOR	5	-5	4	51	0.01	18	7	48	284	49	361	280	-0.99	2	-3.13	3	CONCRETE
FLOOR	3	-8	3	51	0.01	18	3	48	317	49	384	300	-0.99	2	0.85	3	CONCRETE
FLOOR	3	-12	5	51	0.01	18	5	48	273	49	326	270	0.48	2	-0.47	3	CONCRETE
FLOOR	6	-17	4	51	0.02	18	3	48	285	49	361	270	-0.99	2	3.51	3	CONCRETE
FLOOR	11	-19	5	51	0.01	18	4	48	291	49	407	290	-0.99	2	-4.46	3	CONCRETE
FLOOR	14	-11	5	51	0.02	18	1	48	301	49	368	290	-0.99	2	-1.80	3	CONCRETE
FLOOR	11	-25	4	51	0.02	18	3	48	310	49	392	300	-0.99	2	-0.47	3	CONCRETE
FLOOR	7	-27	3	51	0.03	18	2	48	273	49	371	270	-0.99	2	0.85	3	CONCRETE
FLOOR	11	-31	3	51	0.02	18	6	48	309	49	329	290	0.48	2	3.51	3	CONCRETE
FLOOR	15	-33	5	51	0.01	18	1	48	298	49	381	270	-0.99	2	0.85	3	CONCRETE
FLOOR	11	-37	4	51	0.02	18	5	48	296	49	378	260	-0.99	2	-1.80	3	CONCRETE
FLOOR	11	-41	4	51	0.02	18	4	48	264	49	387	280	0.48	2	0.85	3	CONCRETE
FLOOR	11	-43	5	51	0.02	18	1	48	290	49	338	290	0.48	2	-3.13	3	CONCRETE
FLOOR	33	-35	5	51	0.02	18	0	48	276	49	491	330	0.48	2	-1.80	3	CONCRETE
FLOOR	39	-35	4	51	0.02	18	4	48	283	49	362	270	-0.99	2	-1.80	3	CONCRETE
FLOOR	35	-31	4	51	0.03	18	2	48	322	49	367	280	-0.99	2	2.18	3	CONCRETE
FLOOR	41	-31	5	51	0.01	18	2	48	275	49	381	300	-0.99	2	-0.47	3	CONCRETE
FLOOR	33	-25	6	51	0.01	18	2	48	322	49	372	310	-0.99	2	-0.47	3	CONCRETE
FLOOR	33	-19	4	51	0.01	18	3	48	294	49	354	270	-0.99	2	-0.47	3	CONCRETE



## Blairsville Point Survey Form #003

Survey Serial #:	02-007
------------------	--------

Survey Section:	2
-----------------	---

Survey Unit:	1
--------------	---

Survey Sub-unit:	1
------------------	---

Classification:	1
-----------------	---

Survey Type:	LOWER
--------------	-------

Survey Date:	7/28/95
--------------	---------

Count Date:	9/6/95
-------------	--------

Alpha Survey Instruments				
Inst. S/N	Inst. Code	Eff. %	Corr. Fac.	Bkg. CPM
1578	48	18.3	5.46	1


Beta Survey Instruments				
Inst. S/N	Inst. Code	Eff. %	Corr. Fac.	Bkg. CPM
1641	49	30.9	3.24	240

Gamma or Beta/Gamma Instruments			
Inst. S/N	Inst. Code	Bkg.	Detection Type
142	51	5	Gamma
5245	18	0.01	Beta / Gamma

Alpha Counting Instruments				
Inst. S/N	Inst. Code	Eff. %	Corr. Fac.	Bkg. CPM
13295	2	33.96	2.94	0.34

Beta Counting Instruments				
Inst. S/N	Inst. Code	Eff. %	Corr. Fac.	Bkg. CPM
13295	3	37.6	2.66	1.68

Surveyor:	J.GEMZA/C.VERGARI
-----------	-------------------

Signature: 

Surface Description	Coordinates		Gamma at 1m	Gamma Inst.	Beta/Gamma Contact	Beta/Gamma	Contact Gross 1 min. Count	Alpha Inst.	Contact Gross 1 min. Count	Beta Inst.	Scan Contact Gross CPM		Removable DPM/100 cm2	Alpha Count	Removable DPM/100 cm2	Beta Count	Comments
	X	Y	uR/hr	Code	mR/hr	Code	Alpha	Code	Beta	Code	Max Beta	Avg Beta	Alpha	Code	Beta	Code	
FLOOR	27	-17	4	51	0.02	18	3	48	284	49	363	320	-0.99	2	-0.47	3	CONCRETE
FLOOR	27	-8	4	51	0.01	18	6	48	244	49	357	290	-0.99	2	-4.46	3	CONCRETE
FLOOR	33	-8	5	51	0.01	18	5	48	245	49	330	260	-0.99	2	-0.47	3	CONCRETE
FLOOR	37	-8	4	51	0.01	18	2	48	277	49	324	270	-0.99	2	-3.13	3	CONCRETE
FLOOR	45	-8	3	51	0.02	18	3	48	270	49	277	220	-0.99	2	0.85	3	CONCRETE
FLOOR	48	-8	5	51	0.01	18	3	48	280	49	340	250	-0.99	2	0.85	3	CONCRETE
FLOOR	45	-13	4	51	0.01	18	1	48	224	49	276	240	-0.99	2	0.85	3	CONCRETE
FLOOR	48	-16	4	51	0.01	18	2	48	263	49	478	300	-0.99	2	0.85	3	CONCRETE
FLOOR	45	-20	4	51	0.02	18	2	48	281	49	358	280	-0.99	2	-3.13	3	CONCRETE
FLOOR	48	-25	6	51	0.02	18	2	48	265	49	372	280	0.48	2	-0.47	3	CONCRETE
FLOOR	48	-35	4	51	0.01	18	2	48	272	49	358	290	-0.99	2	-0.47	3	CONCRETE
FLOOR	48	-41	5	51	0.01	18	2	48	273	49	370	280	-0.99	2	-3.13	3	CONCRETE
FLOOR	48	-45	5	51	0.02	18	3	48	275	49	430	300	1.96	2	-3.13	3	CONCRETE
FLOOR	46	-38	5	51	0.01	18	4	48	269	49	375	310	0.48	2	0.85	3	CONCRETE

## Blairsville Point Survey Form #003

Survey Serial #:	02-008
------------------	--------

Survey Section:	2
-----------------	---

Survey Unit:	10
--------------	----

Survey Sub-unit:	1
------------------	---

Classification:	1
-----------------	---

Survey Type:	LOWER
--------------	-------

Survey Date:	7/28/95
--------------	---------

Count Date:	9/6/95
-------------	--------

Alpha Survey Instruments				
Inst. S/N	Inst. Code	Eff. %	Corr. Fac.	Bkg. CPM
1510	6	20.8	4.81	1

Beta Survey Instruments				
Inst. S/N	Inst. Code	Eff. %	Corr. Fac.	Bkg. CPM
1593	11	36.3	2.75	244

Gamma or Beta/Gamma Instruments			
Inst. S/N	Inst. Code	Bkg.	Detection Type
234	23	6	Gamma
1522	22	0.011	Beta / Gamma

Alpha Counting Instruments				
Inst. S/N	Inst. Code	Eff. %	Corr. Fac.	Bkg. CPM
13295	2	33.96	2.94	0.34

Beta Counting Instruments				
Inst. S/N	Inst. Code	Eff. %	Corr. Fac.	Bkg. CPM
13295	3	37.6	2.66	1.68

Surveyor:	J.GEMZA/C.VERGARI
Signature:	

Surface Description	Coordinates		Gamma at 1m	Gamma Inst.	Beta/Gamma Contact	Beta/Gamma Code	Contact Gross 1 min. Count	Alpha Inst. Code	Contact Gross 1 min. Count	Beta Inst. Code	Scan Contact Gross CPM		Removable DPM/100 cm2	Alpha Count Code	Removable DPM/100 cm2	Beta Count Code	Comments
	X	Y	uR/hr	Code	mR/hr	Code	Alpha	Beta	Code	Code	Max Beta	Avg Beta	Alpha	Beta	Beta		
FLOOR	2	-2	6	23	0.009	22	3	6	233	11	360	270	-0.99	2	0.85	3	CARPET

## Blairsville Point Survey Form #003

Survey Serial #: 02-009

Survey Section: 2

Survey Unit: 10

Survey Sub-unit: 2

Classification: 1

Survey Type: LOWER

Survey Date: 7/28/95

Count Date: 9/6/95

Alpha Survey Instruments				
Inst. S/N	Inst. Code	Eff. %	Corr. Fac.	Bkg. CPM
1510	6	20.8	4.81	0

Beta Survey Instruments				
Inst. S/N	Inst. Code	Eff. %	Corr. Fac.	Bkg. CPM
1593	11	36.3	2.75	235

Gamma or Beta/Gamma Instruments			
Inst. S/N	Inst. Code	Bkg.	Detection Type
234	23	5	Gamma
1522	22	0.007	Beta / Gamma

Alpha Counting Instruments				
Inst. S/N	Inst. Code	Eff. %	Corr. Fac.	Bkg. CPM
13295	2	33.96	2.94	0.34

Beta Counting Instruments				
Inst. S/N	Inst. Code	Eff. %	Corr. Fac.	Bkg. CPM
13295	3	37.6	2.66	1.68

Surveyor: J.GEMZA/C.VERGARI

Signature: 

Surface Description	Coordinates		Gamma at 1m	Gamma Inst.	Beta/Gamma Contact	Beta/Gamma Code	Contact Gross 1 min. Count	Alpha Inst. Code	Contact Gross 1 min. Count	Beta Inst. Code	Scan Contact Gross CPM		Removable DPM/100 cm2	Alpha Count Code	Removable DPM/100 cm2	Beta Count Code	Comments
	X	Y	uR/hr	Code	mR/hr	Code	Alpha	Beta	Code	Code	Max Beta	Avg Beta	Alpha	Beta	Beta		
FLOOR	2	-2	6	23	0.009	22	1	6	232	11	373	220	0.48	2	-0.47	3	CARPET

## Blairsville Point Survey Form #003

Survey Serial #:	02-010
------------------	--------

Survey Section:	2
-----------------	---

Survey Unit:	10
--------------	----

Survey Sub-unit:	3
------------------	---

Classification:	1
-----------------	---

Survey Type:	LOWER
--------------	-------

Survey Date:	7/28/95
--------------	---------

Count Date:	9/6/95
-------------	--------

Alpha Survey Instruments				
Inst. S/N	Inst. Code	Eff. %	Corr. Fac.	Bkg. CPM
1510	6	20.8	4.81	2


Beta Survey Instruments				
Inst. S/N	Inst. Code	Eff. %	Corr. Fac.	Bkg. CPM
1593	11	36.3	2.75	231

Alpha Counting Instruments				
Inst. S/N	Inst. Code	Eff. %	Corr. Fac.	Bkg. CPM
13295	2	33.96	2.94	0.34

Beta Counting Instruments				
Inst. S/N	Inst. Code	Eff. %	Corr. Fac.	Bkg. CPM
13295	3	37.6	2.66	1.68

Gamma or Beta/Gamma Instruments			
Inst. S/N	Inst. Code	Bkg.	Detection Type
234	23	5	Gamma
1522	22	0.009	Beta / Gamma

Surveyor:	J.GEMZAC.VERGARI
-----------	------------------

Signature: 

Surface Description	Coordinates		Gamma at 1m	Gamma Inst.	Beta/Gamma Contact	Beta/Gamma Code	Contact Gross 1 min. Count	Alpha Inst. Code	Contact Gross 1 min. Count	Beta Inst. Code	Scan Contact Gross CPM		Removable DPM/100 cm2	Alpha Count	Removable DPM/100 cm2	Beta Count	Comments
	X	Y	uR/hr	Code	mR/hr	Code	Alpha	Beta	Code	Code	Max Beta	Avg Beta	Alpha	Code	Beta	Code	
FLOOR	2	-1	5	23	0.01	22	3	6	260	11	480	220	-0.99	2	-3.13	3	CARPET

## Blairsville Point Survey Form #003

Survey Serial #: 02-011

Survey Section: 2

Survey Unit: 10

Survey Sub-unit: 4

Classification: 1

Survey Type: LOWER

Survey Date: 7/28/95

Count Date: 9/6/95

Alpha Survey Instruments				
Inst. S/N	Inst. Code	Eff. %	Corr. Fac.	Bkg. CPM
1510	6	20.8	4.81	0


Beta Survey Instruments				
Inst. S/N	Inst. Code	Eff. %	Corr. Fac.	Bkg. CPM
1593	11	36.3	2.75	219

Gamma or Beta/Gamma Instruments			
Inst. S/N	Inst. Code	Bkg.	Detection Type
234	23	5	Gamma
1522	22	0.01	Beta / Gamma

Alpha Counting Instruments				
Inst. S/N	Inst. Code	Eff. %	Corr. Fac.	Bkg. CPM
13295	2	33.96	2.94	0.34

Beta Counting Instruments				
Inst. S/N	Inst. Code	Eff. %	Corr. Fac.	Bkg. CPM
13295	3	37.6	2.66	1.68

Surveyor: J.GEMZA/C.VERGARI

Signature: 

Surface Description	Coordinates		Gamma at 1m	Gamma Inst.	Beta/Gamma Contact	Beta/Gamma Code	Contact Gross 1 min. Count	Alpha Inst.	Contact Gross 1 min. Count	Beta Inst.	Scan Contact Gross CPM		Removable DPM/100 cm2	Alpha Count	Removable DPM/100 cm2	Beta Count	Comments
	X	Y	uR/hr	Code	mR/hr	Code	Alpha	Code	Beta	Code	Max Beta	Avg Beta	Alpha	Code	Beta	Code	
FLOOR	1	-4	6	23	0.01	22	4	6	217	11	340	220	0.48	2	-1.80	3	CARPET

## Blairsville Point Survey Form #003

Survey Serial #:	02-012
------------------	--------

Survey Section:	2
-----------------	---

Survey Unit:	10
--------------	----

Survey Sub-unit:	5
------------------	---

Classification:	1
-----------------	---

Survey Type:	LOWER
--------------	-------

Survey Date:	7/28/95
--------------	---------

Count Date:	9/6/95
-------------	--------

Alpha Survey Instruments				
Inst.	Inst.	Corr.	Bkg.	
S/N	Code	Eff. %	Fac.	CPM
1510	6	20.8	4.81	4

Beta Survey Instruments				
Inst.	Inst.	Corr.	Bkg.	
S/N	Code	Eff. %	Fac.	CPM
1593	11	36.3	2.75	211

Gamma or Beta/Gamma Instruments			
Inst.	Inst.		Detection
S/N	Code	Bkg.	Type
234	23	5	Gamma
1522	22	0.014	Beta / Gamma

Alpha Counting Instruments				
Inst.	Inst.	Corr.	Bkg.	
S/N	Code	Eff. %	Fac.	CPM
13295	2	33.96	2.94	0.34

Beta Counting Instruments				
Inst.	Inst.	Corr.	Bkg.	
S/N	Code	Eff. %	Fac.	CPM
13295	3	37.6	2.66	1.68

Surveyor:	J.GEMZA/C.VERGARI
-----------	-------------------

Signature: 

Surface Description	Coordinates		Gamma at 1m	Gamma Inst.	Beta/Gamma Contact	Beta/Gamma Code	Contact Gross 1 min. Count	Alpha Inst.	Contact Gross 1 min. Count	Beta Inst.	Scan Contact Gross CPM		Removable DPM/100 cm2	Alpha Count	Removable DPM/100 cm2	Beta Count	Comments
	X	Y	uR/hr	Code	mR/hr	Code	Alpha	Code	Beta	Code	Max Beta	Avg Beta	Alpha	Code	Beta	Code	
	FLOOR	1	-2	6	23	0.012	22	2	6	210	11	307	220	4.90	2	-4.46	

## Blairsville Point Survey Form #003

Survey Serial #:	02-013
------------------	--------

Survey Section:	2
Survey Unit:	10
Survey Sub-unit:	6

Classification:	1
Survey Type:	LOWER

Survey Date:	7/28/95
Count Date:	9/6/95


Alpha Survey Instruments				
Inst. S/N	Inst. Code	Eff. %	Corr. Fac.	Bkg. CPM
1510	6	20.8	4.81	4

Alpha Counting Instruments				
Inst. S/N	Inst. Code	Eff. %	Corr. Fac.	Bkg. CPM
13295	2	33.96	2.94	0.34

Beta Survey Instruments				
Inst. S/N	Inst. Code	Eff. %	Corr. Fac.	Bkg. CPM
1593	11	36.3	2.75	201

Beta Counting Instruments				
Inst. S/N	Inst. Code	Eff. %	Corr. Fac.	Bkg. CPM
13295	3	37.6	2.66	1.68

Gamma or Beta/Gamma Instruments			
Inst. S/N	Inst. Code	Bkg.	Detection Type
234	23	5	Gamma
1522	22	0.007	Beta / Gamma

Surveyor:	J.GEMZA/C.VERGARI
Signature:	

Surface Description	Coordinates		Gamma at 1m	Gamma Inst.	Beta/Gamma Contact	Beta/Gamma Code	Contact Gross 1 min. Count	Alpha Inst.	Contact Gross 1 min. Count	Beta Inst.	Scan Contact Gross CPM		Removable DPM/100 cm2	Alpha Count	Removable DPM/100 cm2	Beta Count	Comments
	X	Y	uR/hr	Code	mR/hr	Code	Alpha	Code	Beta	Code	Max Beta	Avg Beta	Alpha	Code	Beta	Code	
FLOOR	2	-2	5	23	0.012	22	1	6	224	11	315	220	-0.99	2	-1.80	3	CARPET

## Blairsville Point Survey Form #003

Survey Serial #:	02-014
------------------	--------

Survey Section:	2
-----------------	---

Survey Unit:	10
--------------	----

Survey Sub-unit:	8
------------------	---

Classification:	1
-----------------	---

Survey Type:	LOWER
--------------	-------

Survey Date:	7/28/95
--------------	---------

Count Date:	9/6/95
-------------	--------

Alpha Survey Instruments				
Inst. S/N	Inst. Code	Eff. %	Corr. Fac.	Bkg. CPM
1510	6	20.8	4.81	4


Beta Survey Instruments				
Inst. S/N	Inst. Code	Eff. %	Corr. Fac.	Bkg. CPM
1593	11	36.3	2.75	606

Gamma or Beta/Gamma Instruments			
Inst. S/N	Inst. Code	Bkg.	Detection Type
234	23	7	Gamma
1522	22	0.021	Beta / Gamma

Alpha Counting Instruments				
Inst. S/N	Inst. Code	Eff. %	Corr. Fac.	Bkg. CPM
13295	2	33.96	2.94	0.34

Beta Counting Instruments				
Inst. S/N	Inst. Code	Eff. %	Corr. Fac.	Bkg. CPM
13295	3	37.6	2.66	1.68

Surveyor:	J.GEMZA/C.VERGARI
-----------	-------------------

Signature: 

Surface Description	Coordinates		Gamma at 1m	Gamma Inst.	Beta/Gamma Contact	Beta/Gamma Code	Contact Gross 1 min. Count	Alpha Inst. Code	Contact Gross 1 min. Count	Beta Inst. Code	Scan Contact Gross CPM		Removable DPM/100 cm2	Alpha Count	Removable DPM/100 cm2	Beta Count	Comments
	X	Y	uR/hr	Code	mR/hr	Code	Alpha	Beta	Code	Code	Max Beta	Avg Beta	Alpha	Code	Beta	Code	
FLOOR	2	-1.5	9	23	0.017	22	13	6	718	11	707	650	-0.99	2	-3.13	3	CERAMIC TILE
FLOOR	4	-1.5	8	23	0.018	22	14	6	706	11	679	600	-0.99	2	-3.13	3	CERAMIC TILE



## Blairsville Point Survey Form #003

Survey Serial #:	02-015
------------------	--------

Survey Section:	2
-----------------	---

Survey Unit:	10
--------------	----

Survey Sub-unit:	9
------------------	---

Classification:	1
-----------------	---

Survey Type:	LOWER
--------------	-------

Survey Date:	7/28/95
--------------	---------

Count Date:	9/6/95
-------------	--------

Alpha Survey Instruments				
Inst. S/N	Inst. Code	Eff. %	Corr. Fac.	Bkg. CPM
1510	6	20.8	4.81	2

Beta Survey Instruments				
Inst. S/N	Inst. Code	Eff. %	Corr. Fac.	Bkg. CPM
1593	11	36.3	2.75	261

Gamma or Beta/Gamma Instruments			
Inst. S/N	Inst. Code	Bkg.	Detection Type
234	23	7	Gamma
1522	22	0.007	Beta / Gamma

Alpha Counting Instruments				
Inst. S/N	Inst. Code	Eff. %	Corr. Fac.	Bkg. CPM
13295	2	33.96	2.94	0.34

Beta Counting Instruments				
Inst. S/N	Inst. Code	Eff. %	Corr. Fac.	Bkg. CPM
13295	3	37.6	2.66	1.68

Surveyor:	J.GEMZA/C.VERGARI
-----------	-------------------

Signature: 

Surface Description	Coordinates		Gamma at 1m	Gamma Inst.	Beta/Gamma Contact	Beta/Gamma Code	Contact Gross 1 min. Count	Alpha Inst. Code	Contact Gross 1 min. Count	Beta Inst. Code	Scan Contact Gross CPM		Removable DPM/100 cm2	Alpha Count	Removable DPM/100 cm2	Beta Count	Comments
	X	Y	uR/hr	Code	mR/hr	Code	Alpha	Beta	Code	Code	Max Beta	Avg Beta	Alpha	Code	Beta	Code	
FLOOR	2	-1	5	23	0.01	22	1	6	259	11	354	280	1.96	2	-1.80	3	CONCRETE

## Blairsville Point Survey Form #003

Survey Serial #:	02-016
------------------	--------

Survey Section:	2
-----------------	---

Survey Unit:	10
--------------	----

Survey Sub-unit:	11
------------------	----

Classification:	1
-----------------	---

Survey Type:	LOWER
--------------	-------

Survey Date:	7/28/95
--------------	---------

Count Date:	9/6/95
-------------	--------

Alpha Survey Instruments				
Inst. S/N	Inst. Code	Eff. %	Corr. Fac.	Bkg. CPM
1510	6	20.8	4.81	4


Beta Survey Instruments				
Inst. S/N	Inst. Code	Eff. %	Corr. Fac.	Bkg. CPM
1593	11	36.3	2.75	426

Gamma or Beta/Gamma Instruments			
Inst. S/N	Inst. Code	Bkg.	Detection Type
234	23	8	Gamma
1522	22	0.017	Beta / Gamma

Alpha Counting Instruments				
Inst. S/N	Inst. Code	Eff. %	Corr. Fac.	Bkg. CPM
13295	2	33.96	2.94	0.34

Beta Counting Instruments				
Inst. S/N	Inst. Code	Eff. %	Corr. Fac.	Bkg. CPM
13295	3	37.6	2.66	1.68

Surveyor:	J.GEMZAC.VERGARI
-----------	------------------

Signature: 

Surface Description	Coordinates		Gamma at 1m	Gamma Inst.	Beta/Gamma Contact	Beta/Gamma Code	Contact Gross 1 min. Count	Alpha Inst. Code	Contact Gross 1 min. Count	Beta Inst. Code	Scan Contact Gross CPM		Removable DPM/100 cm2	Alpha Count	Removable DPM/100 cm2	Beta Count	Comments
	X	Y	uR/hr	Code	mR/hr	Code	Alpha	Beta	Code	Code	Max Beta	Avg Beta	Alpha	Code	Beta	Code	
FLOOR	2	1	7	23	0.017	22	4	6	552	11	707	600	0.48	2	-0.47	3	CERAMIC TILE

## Blairsville Point Survey Form #003

Survey Serial #:	02-017
------------------	--------

Survey Section:	2
-----------------	---

Survey Unit:	10
--------------	----

Survey Sub-unit:	15
------------------	----

Classification:	1
-----------------	---

Survey Type:	LOWER
--------------	-------

Survey Date:	7/28/95
--------------	---------

Count Date:	9/6/95
-------------	--------

Alpha Survey Instruments				
Inst. S/N	Inst. Code	Eff. %	Corr. Fac.	Bkg. CPM
1510	6	20.8	4.81	1

Beta Survey Instruments				
Inst. S/N	Inst. Code	Eff. %	Corr. Fac.	Bkg. CPM
1593	11	36.3	2.75	248

Gamma or Beta/Gamma Instruments			
Inst. S/N	Inst. Code	Bkg.	Detection Type
234	23	7	Gamma
1522	22	0.007	Beta / Gamma

Alpha Counting Instruments				
Inst. S/N	Inst. Code	Eff. %	Corr. Fac.	Bkg. CPM
13295	2	33.96	2.94	0.34

Beta Counting Instruments				
Inst. S/N	Inst. Code	Eff. %	Corr. Fac.	Bkg. CPM
13295	3	37.6	2.66	1.68

Surveyor:	J.GEMZA/C.VERGARI
-----------	-------------------

Signature: 

Surface Description	Coordinates		Gamma at 1m	Gamma Inst.	Beta/Gamma Contact	Beta/Gamma Code	Contact Gross 1 min. Count	Alpha Inst. Code	Contact Gross 1 min. Count	Beta Inst. Code	Scan Contact Gross CPM		Removable DPM/100 cm2	Alpha Count	Removable DPM/100 cm2	Beta Count	Comments
	X	Y	uR/hr	Code	mR/hr	Code	Alpha	Beta	Code	Code	Max Beta	Avg Beta	Alpha	Code	Beta	Code	
FLOOR	1	-2	6	23	0.012	22	5	6	235	11	373	270	-0.99	2	-3.13	3	CARPET
FLOOR	2	-4	7	23	0.013	22	1	6	243	11	321	260	-0.99	2	-4.46	3	CARPET

## Blairsville Point Survey Form #003

Survey Serial #:	02-018
Survey Section:	2
Survey Unit:	10
Survey Sub-unit:	16

Alpha Survey Instruments				
Inst. S/N	Inst. Code	Eff. %	Corr. Fac.	Bkg. CPM
1510	6	20.8	4.81	0


Beta Survey Instruments				
Inst. S/N	Inst. Code	Eff. %	Corr. Fac.	Bkg. CPM
1593	11	36.3	2.75	184

Gamma or Beta/Gamma Instruments			
Inst. S/N	Inst. Code	Bkg.	Detection Type
234	23	5	Gamma
1522	22	0.01	Beta / Gamma

Classification:	1
Survey Type:	LOWER

Alpha Counting Instruments				
Inst. S/N	Inst. Code	Eff. %	Corr. Fac.	Bkg. CPM
13295	2	33.96	2.94	0.34

Beta Counting Instruments				
Inst. S/N	Inst. Code	Eff. %	Corr. Fac.	Bkg. CPM
13295	3	37.6	2.66	1.68

Surveyor:	J.GEMZA/C.VERGARI
Signature:	

Surface Description	Coordinates		Gamma at 1m	Gamma Inst.	Beta/Gamma Contact	Beta/Gamma Code	Contact Gross 1 min. Count	Alpha Inst. Code	Contact Gross 1 min. Count	Beta Inst. Code	Scan Contact Gross CPM		Removable DPM/100 cm2	Alpha Count	Removable DPM/100 cm2	Beta Count	Comments
	X	Y	uR/hr	Code	mR/hr	Code	Alpha	Beta	Code	Code	Max Beta	Avg Beta	Alpha	Code	Beta	Code	
FLOOR	1	-2	5	23	0.012	22	4	6	241	11	188	160	-0.99	2	-3.13	3	CARPET

## Blairsville Point Survey Form #003

Survey Serial #:	02-019
------------------	--------

Survey Section:	2
-----------------	---

Survey Unit:	10
--------------	----

Survey Sub-unit:	17
------------------	----

Classification:	1
-----------------	---

Survey Type:	LOWER
--------------	-------

Survey Date:	7/28/95
--------------	---------

Count Date:	9/6/95
-------------	--------

Alpha Survey Instruments				
Inst. S/N	Inst. Code	Eff. %	Corr. Fac.	Bkg. CPM
1510	6	20.8	4.81	1


Beta Survey Instruments				
Inst. S/N	Inst. Code	Eff. %	Corr. Fac.	Bkg. CPM
1593	11	36.3	2.75	247

Gamma or Beta/Gamma Instruments			
Inst. S/N	Inst. Code	Bkg.	Detection Type
234	23	6	Gamma
1522	22	0.013	Beta / Gamma

Alpha Counting Instruments				
Inst. S/N	Inst. Code	Eff. %	Corr. Fac.	Bkg. CPM
13295	2	33.96	2.94	0.34

Beta Counting Instruments				
Inst. S/N	Inst. Code	Eff. %	Corr. Fac.	Bkg. CPM
13295	3	37.6	2.66	1.68

Surveyor:	J.GEMZA/C.VERGARI
-----------	-------------------

Signature: 

Surface Description	Coordinates		Gamma at 1m	Gamma Inst.	Beta/Gamma Contact	Beta/Gamma	Contact Gross 1 min. Count	Alpha Inst.	Contact Gross 1 min. Count	Beta Inst.	Scan Contact Gross CPM		Removable DPM/100 cm2	Alpha Count	Removable DPM/100 cm2	Beta Count	Comments
	X	Y	uR/hr	Code	mR/hr	Code	Alpha	Code	Beta	Code	Max Beta	Avg Beta	Alpha	Code	Beta	Code	
FLOOR	2	-2	6	23	0.013	22	1	6	257	11	351	270	-0.99	2	0.85	3	CARPET

## Blairsville Point Survey Form #003

Survey Serial #:	02-020
------------------	--------

Survey Section:	2
-----------------	---

Survey Unit:	10
--------------	----

Survey Sub-unit:	18
------------------	----

Classification:	1
-----------------	---

Survey Type:	LOWER
--------------	-------

Survey Date:	7/28/95
--------------	---------

Count Date:	9/6/95
-------------	--------


Alpha Survey Instruments				
Inst. S/N	Inst. Code	Eff. %	Corr. Fac.	Bkg. CPM
1510	6	20.8	4.81	1

Beta Survey Instruments				
Inst. S/N	Inst. Code	Eff. %	Corr. Fac.	Bkg. CPM
1593	11	36.3	2.75	226

Gamma or Beta/Gamma Instruments			
Inst. S/N	Inst. Code	Bkg.	Detection Type
234	23	7	Gamma
1522	22	0.014	Beta / Gamma

Alpha Counting Instruments				
Inst. S/N	Inst. Code	Eff. %	Corr. Fac.	Bkg. CPM
13295	2	33.96	2.94	0.34

Beta Counting Instruments				
Inst. S/N	Inst. Code	Eff. %	Corr. Fac.	Bkg. CPM
13295	3	37.6	2.66	1.68

Surveyor:	J.GEMZA/C.VERGARI
Signature:	

Surface Description	Coordinates		Gamma at 1m	Gamma Inst.	Beta/Gamma Contact	Beta/Gamma Code	Contact Gross 1 min. Count	Alpha Inst. Code	Contact Gross 1 min. Count	Beta Inst. Code	Scan Contact Gross CPM		Removable DPM/100 cm2	Alpha Count	Removable DPM/100 cm2	Beta Count	Comments
	X	Y	uR/hr	Code	mR/hr	Code	Alpha	Beta	Code	Max Beta	Avg Beta	Alpha	Code	Beta	Code		
FLOOR	1	-2	7	23	0.014	22	1	6	335	11	487	350	-0.99	2	-1.80	3	VINYL
FLOOR	1	-5	9	23	0.009	22	3	6	300	11	290	270	-0.99	2	-1.80	3	CARPET
FLOOR	-3	-5	7	23	0.009	22	3	6	273	11	360	300	0.48	2	0.85	3	CARPET

## Blairsville Point Survey Form #003

Survey Serial #:	02-021
------------------	--------

Survey Section:	2
-----------------	---

Survey Unit:	10
--------------	----

Survey Sub-unit:	19
------------------	----

Classification:	1
-----------------	---

Survey Type:	LOWER
--------------	-------

Survey Date:	7/28/95
--------------	---------

Count Date:	9/6/95
-------------	--------

Alpha Survey Instruments				
Inst.	Inst.		Corr.	Bkg.
S/N	Code	Eff. %	Fac.	CPM
1510	6	20.8	4.81	2

Beta Survey Instruments				
Inst.	Inst.		Corr.	Bkg.
S/N	Code	Eff. %	Fac.	CPM
1593	11	36.3	2.75	206

Gamma or Beta/Gamma Instruments			
Inst.	Inst.		Detection
S/N	Code	Bkg.	Type
234	23	7	Gamma
1522	22	0.015	Beta / Gamma

Alpha Counting Instruments				
Inst.	Inst.		Corr.	Bkg.
S/N	Code	Eff. %	Fac.	CPM
13295	2	33.96	2.94	0.34

Beta Counting Instruments				
Inst.	Inst.		Corr.	Bkg.
S/N	Code	Eff. %	Fac.	CPM
13295	3	37.6	2.66	1.68

Surveyor:	J.GEMZA/C.VERGARI
-----------	-------------------

Signature: 

Surface Description	Coordinates		Gamma at 1m	Gamma Inst.	Beta/Gamma Contact	Beta/Gamma Code	Contact Gross 1 min. Count	Alpha Inst.	Contact Gross 1 min. Count	Beta Inst.	Scan Contact Gross CPM		Removable DPM/100 cm2	Alpha Count	Removable DPM/100 cm2	Beta Count	Comments
	X	Y	uR/hr	Code	mR/hr	Code	Alpha	Code	Beta	Code	Max Beta	Avg Beta	Alpha	Code	Beta	Code	
FLOOR	3	-2	7	23	0.01	22	3	6	243	11	338	250	0.48	2	-3.13	3	CARPET

## Blairsville Point Survey Form #003

Survey Serial #:	02-022
------------------	--------

Survey Section:	2
-----------------	---

Survey Unit:	10
--------------	----

Survey Sub-unit:	20
------------------	----

Classification:	1
-----------------	---

Survey Type:	LOWER
--------------	-------

Survey Date:	7/28/95
--------------	---------

Count Date:	9/6/95
-------------	--------

Alpha Survey Instruments				
Inst.	Inst.		Corr.	Bkg.
S/N	Code	Eff. %	Fac.	CPM
1510	6	20.8	4.81	1


Beta Survey Instruments				
Inst.	Inst.		Corr.	Bkg.
S/N	Code	Eff. %	Fac.	CPM
1593	11	36.3	2.75	466

Gamma or Beta/Gamma Instruments			
Inst.	Inst.		Detection
S/N	Code	Bkg.	Type
234	23	7	Gamma
1522	22	0.013	Beta / Gamma

Alpha Counting Instruments				
Inst.	Inst.		Corr.	Bkg.
S/N	Code	Eff. %	Fac.	CPM
13295	2	33.96	2.94	0.34

Beta Counting Instruments				
Inst.	Inst.		Corr.	Bkg.
S/N	Code	Eff. %	Fac.	CPM
13295	3	37.6	2.66	1.68

Surveyor:	J.GEMZA/C.VERGARI
-----------	-------------------

Signature: 

Surface Description	Coordinates		Gamma at 1m	Gamma Inst.	Beta/Gamma Contact	Beta/Gamma	Contact Gross 1 min. Count	Alpha Inst.	Contact Gross 1 min. Count	Beta Inst.	Scan Contact Gross CPM		Removable DPM/100 cm2	Alpha Count	Removable DPM/100 cm2	Beta Count	Comments
	X	Y	uR/hr	Code	mR/hr	Code	Alpha	Code	Beta	Code	Max Beta	Avg Beta	Alpha	Code	Beta	Code	
	FLOOR	2	-1.5	7	23	0.018	22	3	6	528	11	593	460	-0.99	2	-3.13	
FLOOR	6	-1.5	7	23	0.014	22	5	6	508	11	605	400	-0.99	2	-0.47	3	CERAMIC TILE
FLOOR	12	-1.5	8	23	0.017	22	9	6	524	11	734	450	-0.99	2	-4.46	3	CERAMIC TILE



# Blairsville Point Survey Form #003

Survey Serial #:	02-023
------------------	--------

Survey Section:	2
-----------------	---

Survey Unit:	7
--------------	---

Survey Sub-unit:	1
------------------	---

Classification:	1
-----------------	---

Survey Type:	LOWER
--------------	-------

Survey Date:	7/30/95
--------------	---------

Count Date:	9/7/95
-------------	--------


Alpha Survey Instruments				
Inst. S/N	Inst. Code	Eff. %	Corr. Fac.	Bkg. CPM
1588	8	21.2	4.72	1

Beta Survey Instruments				
Inst. S/N	Inst. Code	Eff. %	Corr. Fac.	Bkg. CPM
1601	13	34.6	2.89	251

Gamma or Beta/Gamma Instruments			
Inst. S/N	Inst. Code	Bkg.	Detection Type
234	23	5	Gamma
1522	22	0.013	Beta / Gamma

Alpha Counting Instruments				
Inst. S/N	Inst. Code	Eff. %	Corr. Fac.	Bkg. CPM
13295	2	33.96	2.94	0.34

Beta Counting Instruments				
Inst. S/N	Inst. Code	Eff. %	Corr. Fac.	Bkg. CPM
13295	3	37.6	2.66	1.68

Surveyor:	J.GEMZA/C.VERGARI
Signature:	

Surface Description	Coordinates		Gamma at 1m	Gamma Inst.	Beta/Gamma Contact	Beta/Gamma Code	Contact Gross 1 min. Count	Alpha Inst. Code	Contact Gross 1 min. Count	Beta Inst. Code	Scan Contact Gross CPM		Removable DPM/100 cm2	Alpha Count Code	Removable DPM/100 cm2	Beta Count Code	Comments
	X	Y	uR/hr	Code	mR/hr	Code	Alpha	Beta	Code	Code	Max Beta	Avg Beta	Alpha	Beta	Beta		
FLOOR	6	-2	5	23	0.006	22	2	8	273	13	389	300	0.48	2	0.85	3	CONCRETE
FLOOR	8	-2	5	23	0.013	22	3	8	267	13	403	300	-0.99	2	4.84	3	CONCRETE
FLOOR	8	-6	5	23	0.013	22	5	8	279	13	372	280	0.48	2	-0.47	3	CONCRETE
FLOOR	8	-13	6	23	0.01	22	3	8	245	13	362	270	0.48	2	-0.47	3	PAINTED CONCRETE
FLOOR	10	-15	5	23	0.009	22	1	8	541	13	365	260	-0.99	2	0.85	3	PAINTED CONCRETE
FLOOR	10	-10	5	23	0.015	22	7	8	269	13	354	250	4.90	2	0.85	3	CONCRETE
FLOOR	10	-2	5	23	0.009	22	3	8	300	13	310	240	0.48	2	-1.80	3	CONCRETE
FLOOR	19	-3	5	23	0.012	22	8	8	288	13	373	270	-0.99	2	6.17	3	CONCRETE
FLOOR	19	-5	6	23	0.008	22	0	8	245	13	380	260	-0.99	2	3.51	3	CONCRETE
FLOOR	15	-5	5	23	0.012	22	1	8	270	13	349	250	0.48	2	0.85	3	CONCRETE
FLOOR	19	-13	6	23	0.01	22	4	8	250	13	385	270	-0.99	2	-1.80	3	CONCRETE
FLOOR	13	-13	5	23	0.011	22	3	8	274	13	346	250	-0.99	2	3.51	3	CONCRETE
FLOOR	19	-15	6	23	0.009	22	3	8	282	13	356	270	-0.99	2	0.85	3	CONCRETE
FLOOR	23	-15	6	23	0.012	22	7	8	267	13	348	250	0.48	2	-0.47	3	CONCRETE
FLOOR	19	-30	5	23	0.013	22	0	8	286	13	449	350	0.48	2	-3.13	3	CONCRETE
FLOOR	15	-30	6	23	0.014	22	2	8	256	13	348	300	-0.99	2	-4.46	3	CONCRETE
FLOOR	13	-33	5	23	0.016	22	5	8	274	13	372	300	-0.99	2	2.18	3	CONCRETE
FLOOR	10	-35	7	23	0.013	22	0	8	271	13	326	250	-0.99	2	-0.47	3	CONCRETE
FLOOR	19	-35	6	23	0.013	22	1	8	269	13	340	270	-0.99	2	-0.47	3	CONCRETE
FLOOR	19	-40	6	23	0.012	22	4	8	271	13	333	270	0.48	2	-0.47	3	CONCRETE
FLOOR	19	-41	5	23	0.013	22	0	8	274	13	341	270	-0.99	2	-4.46	3	CONCRETE
FLOOR	19	-43	6	23	0.012	22	6	8	251	13	322	260	1.96	2	2.18	3	CONCRETE
FLOOR	15	-43	5	23	0.009	22	1	8	233	13	364	270	-0.99	2	-0.47	3	CONCRETE
FLOOR	7	-43	5	23	0.01	22	5	8	231	13	406	280	-0.99	2	4.84	3	CONCRETE
FLOOR	10	-50	4	23	0.009	22	2	8	250	13	421	290	0.48	2	4.84	3	CONCRETE
FLOOR	10	-55	5	23	0.008	22	2	8	301	13	365	270	0.48	2	-0.47	3	CONCRETE

## Blairsville Point Survey Form #003

Survey Serial #: **02-023**

Survey Section: **2**

Survey Unit: **7**

Survey Sub-unit: **1**

Classification: **1**

Survey Type: **LOWER**

Survey Date: **7/30/95**

Count Date: **9/7/95**

Alpha Survey Instruments				
Inst. S/N	Inst. Code	Eff. %	Corr. Fac.	Bkg. CPM
1588	8	21.2	4.72	1


Beta Survey Instruments				
Inst. S/N	Inst. Code	Eff. %	Corr. Fac.	Bkg. CPM
1601	13	34.6	2.89	251

Gamma or Beta/Gamma Instruments			
Inst. S/N	Inst. Code	Bkg.	Detection Type
234	23	5	Gamma
1522	22	0.013	Beta / Gamma

Alpha Counting Instruments				
Inst. S/N	Inst. Code	Eff. %	Corr. Fac.	Bkg. CPM
13295	2	33.96	2.94	0.34

Beta Counting Instruments				
Inst. S/N	Inst. Code	Eff. %	Corr. Fac.	Bkg. CPM
13295	3	37.6	2.66	1.68

Surveyor: **J.GEMZA/C.VERGARI**

Signature: 

Surface Description	Coordinates		Gamma at 1m uR/hr	Gamma Inst. Code	Beta/Gamma Contact mR/hr	Beta/Gamma Code	Contact Gross 1 min. Count Alpha	Alpha Inst. Code	Contact Gross 1 min. Count Beta	Beta Inst. Code	Scan Contact Gross CPM		Removable DPM/100 cm2 Alpha	Alpha Count Code	Removable DPM/100 cm2 Beta	Beta Count Code	Comments
											Max Beta	Avg Beta					
	X	Y	Alpha	Beta													
FLOOR	19	-57	5	23	0.01	22	1	8	283	13	398	260	-0.99	2	0.85	3	CONCRETE
FLOOR	22	-57	5	23	0.016	22	1	8	262	13	363	280	-0.99	2	2.18	3	CONCRETE
FLOOR	19	-60	4	23	0.009	22	3	8	268	13	345	260	0.48	2	-0.47	3	CONCRETE
FLOOR	13	-60	6	23	0.014	22	4	8	267	13	361	260	-0.99	2	4.84	3	CONCRETE
FLOOR	19	-64	5	23	0.01	22	1	8	247	13	296	240	-0.99	2	2.18	3	CONCRETE
FLOOR	22	-64	5	23	0.013	22	6	8	229	13	333	240	3.43	2	-0.47	3	CONCRETE
FLOOR	17	-67	4	23	0.015	22	4	8	320	13	339	270	0.48	2	2.18	3	CONCRETE
FLOOR	19	-69	5	23	0.012	22	6	8	206	13	336	270	-0.99	2	-0.47	3	CONCRETE
FLOOR	21	-70	5	23	0.01	22	2	8	258	13	309	260	-0.99	2	-4.46	3	CONCRETE
FLOOR	19	-73	5	23	0.01	22	4	8	204	13	359	250	-0.99	2	-1.80	3	CONCRETE
FLOOR	18	-74	5	23	0.008	22	2	8	258	13	334	260	1.96	2	-0.47	3	CONCRETE
FLOOR	22	-74	4	23	0.009	22	5	8	236	13	304	250	0.48	2	2.18	3	CONCRETE
FLOOR	19	-76	4	23	0.01	22	5	8	254	13	329	260	1.96	2	6.17	3	CONCRETE
FLOOR	22	-79	4	23	0.012	22	2	8	248	13	340	260	0.48	2	6.17	3	CONCRETE

## Blairsville Point Survey Form #003

Survey Serial #:	02-024
------------------	--------

Survey Section:	2
-----------------	---

Survey Unit:	9
--------------	---

Survey Sub-unit:	1
------------------	---

Classification:	1
-----------------	---

Survey Type:	LOWER
--------------	-------

Survey Date:	8/3/95
--------------	--------

Count Date:	8/16/95
-------------	---------

Alpha Survey Instruments				
Inst.	Inst.		Corr.	Bkg.
S/N	Code	Eff. %	Fac.	CPM
1588	8	21.2	4.72	1


Beta Survey Instruments				
Inst.	Inst.		Corr.	Bkg.
S/N	Code	Eff. %	Fac.	CPM
1601	13	34.6	2.89	202

Gamma or Beta/Gamma Instruments			
Inst.	Inst.		Detection
S/N	Code	Bkg.	Type
234	23	5	GAMMA
1522	22	0.012	BETA / GAMMA

Alpha Counting Instruments				
Inst.	Inst.		Corr.	Bkg.
S/N	Code	Eff. %	Fac.	CPM
13295	2	33.96	2.94	0.34

Beta Counting Instruments				
Inst.	Inst.		Corr.	Bkg.
S/N	Code	Eff. %	Fac.	CPM
13295	3	37.6	2.66	1.68

Surveyor:	V. TAYLOR/L. SMITH
-----------	--------------------

Signature: 

Surface Description	Coordinates		Gamma at 1m	Gamma Inst.	Beta/Gamma Contact	Beta/ Gamma	Contact Gross 1 min. Count	Alpha Inst.	Contact Gross 1 min. Count	Beta Inst.	Scan Contact Gross CPM		Removable DPM/100 cm2	Alpha Count	Removable DPM/100 cm2	Beta Count	Comments
	X	Y	uR/hr	Code	mR/hr	Code	Alpha	Code	Beta	Code	Max Beta	Avg Beta	Alpha	Code	Beta	Code	
FLOOR	8	-1	5	23	0.01	22	2	8	286	13	330	270	0.48	2	6.17	3	CONCRETE
FLOOR	12	-1	6	23	0.009	22	2	8	309	13	392	310	-0.99	2	-0.47	3	CONCRETE
FLOOR	12	-4	5	23	0.007	22	3	8	280	12	362	290	-0.99	2	-4.46	3	CONCRETE
FLOOR	12	-6	5	23	0.011	22	0	8	291	13	353	260	-0.99	2	-4.46	3	CONCRETE
FLOOR	12	-10	5	23	0.012	22	2	8	274	13	391	270	-0.99	2	-3.13	3	CONCRETE
FLOOR	8	-14	5	23	0.007	22	2	8	256	13	309	240	-0.99	2	3.51	3	CONCRETE
FLOOR	12	-14	5	23	0.011	22	0	8	288	13	313	250	-0.99	2	-1.80	3	CONCRETE
FLOOR	8	-18	5	23	0.014	22	2	8	289	13	384	260	1.96	2	-1.80	3	CONCRETE
FLOOR	8	-22	5	23	0.013	22	5	8	302	13	315	250	-0.99	2	-1.80	3	CONCRETE
FLOOR	8	-26	4	23	0.009	22	5	8	278	13	363	270	0.48	2	-4.46	3	CONCRETE
FLOOR	8	-30	5	23	0.011	22	1	8	307	13	388	280	-0.99	2	-4.46	3	CONCRETE
FLOOR	12	-30	4	23	0.011	22	3	8	244	13	325	240	-0.99	2	0.85	3	CONCRETE
FLOOR	16	-30	5	23	0.014	22	2	8	267	13	330	250	-0.99	2	2.18	3	CONCRETE
FLOOR	8	-34	5	23	0.009	22	1	8	284	13	395	290	0.48	2	-0.47	3	CONCRETE
FLOOR	12	-34	5	23	0.011	22	0	8	302	13	377	280	-0.99	2	-0.47	3	CONCRETE
FLOOR	12	-38	5	23	0.011	22	6	8	270	13	364	270	-0.99	2	-0.47	3	CONCRETE
FLOOR	9	-42	4	23	0.012	22	2	8	295	13	328	260	-0.99	2	-4.46	3	CONCRETE
FLOOR	12	-42	5	23	0.011	22	2	8	318	13	384	250	0.48	2	-3.13	3	CONCRETE
FLOOR	12	-46	4	23	0.012	22	1	8	291	13	410	270	-0.99	2	6.17	3	CONCRETE
FLOOR	10	-50	5	23	0.011	22	2	8	266	13	322	260	-0.99	2	-0.47	3	CONCRETE
FLOOR	12	-50	5	23	0.011	22	2	8	274	13	293	240	-0.99	2	-1.80	3	CONCRETE
FLOOR	12	-54	5	23	0.012	22	2	8	260	13	338	250	-0.99	2	-0.47	3	CONCRETE
FLOOR	12	-58	5	23	0.009	22	4	8	259	13	345	270	-0.99	2	-3.13	3	CONCRETE
FLOOR	16	-58	5	23	0.012	22	1	8	244	13	368	250	-0.99	2	0.85	3	CONCRETE
FLOOR	16	-60	5	23	0.008	22	2	8	281	13	298	260	-0.99	2	-1.80	3	CONCRETE
FLOOR	20	-60	5	23	0.01	22	2	8	288	13	370	240	-0.99	2	0.85	3	CONCRETE

## Blairsville Point Survey Form #003

Survey Serial #:	02-024
------------------	--------

Survey Section:	2
-----------------	---

Survey Unit:	9
--------------	---

Survey Sub-unit:	1
------------------	---

Classification:	1
-----------------	---

Survey Type:	LOWER
--------------	-------

Survey Date:	8/3/95
--------------	--------

Count Date:	8/16/95
-------------	---------


Alpha Survey Instruments				
Inst. S/N	Inst. Code	Eff. %	Corr. Fac.	Bkg. CPM
1588	8	21.2	4.72	1

Beta Survey Instruments				
Inst. S/N	Inst. Code	Eff. %	Corr. Fac.	Bkg. CPM
1601	13	34.6	2.89	202

Gamma or Beta/Gamma Instruments			
Inst. S/N	Inst. Code	Bkg.	Detection Type
234	23	5	GAMMA
1522	22	0.012	BETA / GAMMA

Alpha Counting Instruments				
Inst. S/N	Inst. Code	Eff. %	Corr. Fac.	Bkg. CPM
13295	2	33.96	2.94	0.34

Beta Counting Instruments				
Inst. S/N	Inst. Code	Eff. %	Corr. Fac.	Bkg. CPM
13295	3	37.6	2.66	1.68

Surveyor:	V.TAYLOR/L.SMITH
Signature:	

Surface Description	Coordinates		Gamma at 1m	Gamma Inst.	Beta/Gamma Contact	Beta/Gamma Code	Contact Gross 1 min. Count	Alpha Inst. Code	Contact Gross 1 min. Count	Beta Inst. Code	Scan Contact Gross CPM		Removable DPM/100 cm2	Alpha Count	Removable DPM/100 cm2	Beta Count	Comments
	X	Y	uR/hr	Code	mR/hr	Code	Alpha	Code	Beta	Code	Max Beta	Avg Beta	Alpha	Code	Beta	Code	
FLOOR	12	-62	5	23	0.011	22	2	8	294	13	336	270	-0.99	2	-3.13	3	CONCRETE
FLOOR	16	-64	5	23	0.013	22	3	8	277	13	391	260	1.96	2	0.85	3	CONCRETE
FLOOR	16	-68	5	23	0.012	22	5	8	273	13	351	250	-0.99	2	-0.47	3	CONCRETE
FLOOR	20	-68	5	23	0.007	22	1	8	286	13	337	260	-0.99	2	-0.47	3	CONCRETE
FLOOR	8	-72	5	23	0.011	22	1	8	220	13	366	240	-0.99	2	-0.47	3	CONCRETE
FLOOR	16	-72	5	23	0.004	22	0	8	277	13	377	250	-0.99	2	-1.80	3	CONCRETE
FLOOR	22	-72	5	23	0.009	22	1	8	294	13	309	270	0.48	2	2.18	3	CONCRETE
FLOOR	12	-76	4	23	0.005	22	4	8	270	13	310	260	1.96	2	-3.13	3	CONCRETE
FLOOR	16	-76	5	23	0.008	22	3	8	279	13	327	250	-0.99	2	-0.47	3	CONCRETE
FLOOR	16	-80	5	23	0.007	22	2	8	275	13	351	270	-0.99	2	-4.46	3	CONCRETE
FLOOR	8	-86	5	23	0.015	22	1	8	270	13	380	280	-0.99	2	-0.47	3	CONCRETE
FLOOR	16	-86	5	23	0.008	22	1	8	261	13	360	260	-0.99	2	-1.80	3	CONCRETE
FLOOR	20	-86	5	23	0.017	22	4	8	248	13	337	270	-0.99	2	-1.80	3	CONCRETE
FLOOR	16	-90	5	23	0.007	22	1	8	251	13	324	240		2		3	CONCRETE

## Blairsville Point Survey Form #003

Survey Serial #:	02-025
------------------	--------

Survey Section:	2
-----------------	---

Survey Unit:	10
--------------	----

Survey Sub-unit:	7
------------------	---

Classification:	1
-----------------	---

Survey Type:	LOWER
--------------	-------

Survey Date:	8/10/95
--------------	---------

Count Date:	8/16/95
-------------	---------

Alpha Survey Instruments				
Inst. S/N	Inst. Code	Eff. %	Corr. Fac.	Bkg. CPM
1588	8	21.2	4.72	2


Beta Survey Instruments				
Inst. S/N	Inst. Code	Eff. %	Corr. Fac.	Bkg. CPM
1601	13	34.6	2.89	211

Gamma or Beta/Gamma Instruments			
Inst. S/N	Inst. Code	Bkg.	Detection Type
1522	22	0.013	BETA / GAMMA
234	23	7	GAMMA

Alpha Counting Instruments				
Inst. S/N	Inst. Code	Eff. %	Corr. Fac.	Bkg. CPM
13295	2	33.96	2.94	0.34

Beta Counting Instruments				
Inst. S/N	Inst. Code	Eff. %	Corr. Fac.	Bkg. CPM
13295	3	37.6	2.66	1.68

Surveyor:	A.TAYLOR/C.VERGARI
-----------	--------------------

Signature: 

Surface Description	Coordinates		Gamma at 1m	Gamma Inst.	Beta/Gamma Contact	Beta/Gamma Code	Contact Gross 1 min. Count	Alpha Inst. Code	Contact Gross 1 min. Count	Beta Inst. Code	Scan Contact Gross CPM		Removable DPM/100 cm2	Alpha Count Code	Removable DPM/100 cm2	Beta Count Code	Comments
	X	Y	uR/hr	Code	mR/hr	Code	Alpha	Beta	Code	Code	Max Beta	Avg Beta	Alpha	Beta	Beta		
FLOOR	1	-2	7	23	0.013	22	1	8	210	13	311	200	-0.99	2	-3.13	3	CARPETED
FLOOR	1	-7.5	7	23	0.009	22	6	8	214	13	303	220	-0.99	2	0.85	3	CARPETED
FLOOR	3	-7.5	7	23	0.01	22	3	8	225	13	273	200	0.48	2	-4.46	3	CARPETED
FLOOR	-2	-17.5	6	23	0.008	22	0	8	250	13	306	240	-0.99	2	2.18	3	CARPETED
FLOOR	-2	-21.5	6	23	0.012	22	4	8	205	13	308	186	-0.99	2	2.18	3	CARPETED
FLOOR	1	-26	6	23	0.012	22	2	8	230	13	282	210	-0.99	2	2.18	3	CARPETED
FLOOR	-5	-26	6	23	0.006	22	2	8	227	13	288	240		2		3	CARPETED

## Blairsville Point Survey Form #003

Survey Serial #:	02-026
------------------	--------

Survey Section:	2
-----------------	---

Survey Unit:	10
--------------	----

Survey Sub-unit:	10
------------------	----

Classification:	1
-----------------	---

Survey Type:	LOWER
--------------	-------

Survey Date:	8/10/95
--------------	---------

Count Date:	8/16/95
-------------	---------

Alpha Survey Instruments				
Inst.	Inst.		Corr.	Bkg.
S/N	Code	Eff. %	Fac.	CPM
1588	8	21.2	4.72	2

Beta Survey Instruments				
Inst.	Inst.		Corr.	Bkg.
S/N	Code	Eff. %	Fac.	CPM
1601	13	34.6	2.89	299

Gamma or Beta/Gamma Instruments			
Inst.	Inst.		Detection
S/N	Code	Bkg.	Type
1522	22	0.014	BETA / GAMMA
234	23	9	GAMMA

Alpha Counting Instruments				
Inst.	Inst.		Corr.	Bkg.
S/N	Code	Eff. %	Fac.	CPM
13295	2	33.96	2.94	0.34

Beta Counting Instruments				
Inst.	Inst.		Corr.	Bkg.
S/N	Code	Eff. %	Fac.	CPM
13295	3	37.6	2.66	1.68

Surveyor:	A.TAYLOR/C.VERGARI
-----------	--------------------

Signature: 

Surface Description	Coordinates		Gamma at 1m uR/hr	Gamma Inst. Code	Beta/Gamma Contact mR/hr	Beta/Gamma Code	Contact Gross 1 min. Count Alpha	Alpha Inst. Code	Contact Gross 1 min. Count Beta	Beta Inst. Code	Scan Contact Gross CPM		Removable DPM/100 cm2 Alpha	Alpha Count Code	Removable DPM/100 cm2 Beta	Beta Count Code	Comments
	X	Y									Max Beta	Avg Beta					
	FLOOR	2									-2	9					
FLOOR	3	-0.5	9	23	0.015	22	6	8	513	13	536	480	-0.99	2	0.85	3	CERAMIC TILE

## Blairsville Point Survey Form #003

Survey Serial #:	02-027
Survey Section:	2
Survey Unit:	10
Survey Sub-unit:	12

Alpha Survey Instruments				
Inst. S/N	Inst. Code	Eff. %	Corr. Fac.	Bkg. CPM
1588	8	21.2	4.72	1


Beta Survey Instruments				
Inst. S/N	Inst. Code	Eff. %	Corr. Fac.	Bkg. CPM
1601	13	34.6	2.89	324

Gamma or Beta/Gamma Instruments			
Inst. S/N	Inst. Code	Bkg.	Detection Type
1522	22	0.01	BETA / GAMMA
234	23	10	GAMMA

Classification:	1
Survey Type:	LOWER

Alpha Counting Instruments				
Inst. S/N	Inst. Code	Eff. %	Corr. Fac.	Bkg. CPM
13295	2	33.96	2.94	0.34

Beta Counting Instruments				
Inst. S/N	Inst. Code	Eff. %	Corr. Fac.	Bkg. CPM
13295	3	37.6	2.66	1.68

Surveyor:	A.TAYLOR/C.VERGARI
Signature:	

Surface Description	Coordinates		Gamma at 1m	Gamma Inst.	Beta/Gamma Contact	Beta/Gamma Code	Contact Gross 1 min. Count	Alpha Inst. Code	Contact Gross 1 min. Count	Beta Inst. Code	Scan Contact Gross CPM		Removable DPM/100 cm2	Alpha Count Code	Removable DPM/100 cm2	Beta Count Code	Comments
	X	Y	uR/hr	Code	mR/hr	Code	Alpha	Beta	Code	Max Beta	Avg Beta	Alpha	Beta				
FLOOR	1.6	-1	10	23	0.017	22	4	8	488	13	578	450	0.48	2	0.85	3	MOSAIC TILE

## Blairsville Point Survey Form #003

Survey Serial #:	02-028
Survey Section:	2
Survey Unit:	10
Survey Sub-unit:	13

Alpha Survey Instruments				
Inst. S/N	Inst. Code	Eff. %	Corr. Fac.	Bkg. CPM
1588	8	21.2	4.72	1


Beta Survey Instruments				
Inst. S/N	Inst. Code	Eff. %	Corr. Fac.	Bkg. CPM
1601	13	34.6	2.89	356

Gamma or Beta/Gamma Instruments			
Inst. S/N	Inst. Code	Bkg.	Detection Type
1522	22	9	Beta / Gamma
234	23	0.014	Gamma

Classification:	1
Survey Type:	LOWER

Alpha Counting Instruments				
Inst. S/N	Inst. Code	Eff. %	Corr. Fac.	Bkg. CPM
13295	2	33.96	2.94	0.34

Beta Counting Instruments				
Inst. S/N	Inst. Code	Eff. %	Corr. Fac.	Bkg. CPM
13295	3	37.6	2.66	1.68

Surveyor:	V.TAYLOR/C.VERGARI
Signature:	

Surface Description	Coordinates		Gamma at 1m uR/hr	Gamma Inst. Code	Beta/Gamma Contact mR/hr	Beta/Gamma Code	Contact Gross 1 min. Count Alpha	Alpha Inst. Code	Contact Gross 1 min. Count Beta	Beta Inst. Code	Scan Contact		Removable DPM/100 cm <sup>2</sup> Alpha	Alpha Count Code	Removable DPM/100 cm <sup>2</sup> Beta	Beta Count Code	Comments
											Gross CPM						
	X	Y	Max Beta	Avg Beta													
FLOOR	-1	-7	9	23	0.016	22	1	8	491	13	632	500	-0.99	2	-1.80	3	MOSAIC TILE
FLOOR	2	-6.5	10	23	0.013	22	5	8	485	13	487	410	-0.99	2	0.85	3	MOSAIC TILE
FLOOR	1	-5	6	23	0.015	22	2	8	250	13	320	250	-0.99	2	0.85	3	VINYL TILE
FLOOR	-2	-5	6	23	0.009	22	1	8	241	13	301	250	-0.99	2	-0.47	3	VINYL TILE
FLOOR	1	-2	7	23	0.011	22	2	8	254	13	324	250	-0.99	2	-0.47	3	VINYL TILE



## Blairsville Point Survey Form #003

Survey Serial #:	02-029
------------------	--------

Survey Section:	2
-----------------	---

Survey Unit:	10
--------------	----

Survey Sub-unit:	21
------------------	----

Classification:	1
-----------------	---

Survey Type:	LOWER
--------------	-------

Survey Date:	8/10/95
--------------	---------

Count Date:	8/16/95
-------------	---------

Alpha Survey Instruments				
Inst. S/N	Inst. Code	Eff. %	Corr. Fac.	Bkg. CPM
1588	8	21.2	4.72	0

Beta Survey Instruments				
Inst. S/N	Inst. Code	Eff. %	Corr. Fac.	Bkg. CPM
1601	13	34.6	2.89	216

Gamma or Beta/Gamma Instruments			
Inst. S/N	Inst. Code	Bkg.	Detection Type
1522	22	6	Beta / Gamma
234	23	0.014	Gamma

Alpha Counting Instruments				
Inst. S/N	Inst. Code	Eff. %	Corr. Fac.	Bkg. CPM
13295	2	33.96	2.94	0.34

Beta Counting Instruments				
Inst. S/N	Inst. Code	Eff. %	Corr. Fac.	Bkg. CPM
13295	3	37.6	2.66	1.68

Surveyor:	V.TAYLOR/C.VERGARI
-----------	--------------------

Signature: 

Surface Description	Coordinates		Gamma at 1m	Gamma Inst.	Beta/Gamma Contact	Beta/Gamma Code	Contact Gross 1 min. Count	Alpha Inst.	Contact Gross 1 min. Count	Beta Inst.	Scan Contact Gross CPM		Removable DPM/100 cm2	Alpha Count	Removable DPM/100 cm2	Beta Count	Comments
	X	Y	uR/hr	Code	mR/hr	Code	Alpha	Code	Beta	Code	Max Beta	Avg Beta	Alpha	Code	Beta	Code	
FLOOR	2.9	-2	6	23	0.011	22	2	8	282	13	350	260	-0.99	2	0.85	3	PAINTED CONCRETE
FLOOR	2.9	-6	6	23	0.009	22	4	8	264	13	279	240	0.48	2	-0.47	3	PAINTED CONCRETE
FLOOR	2.9	-10	6	23	0.009	22	6	8	249	13	355	230	-0.99	2	2.18	3	PAINTED CONCRETE
FLOOR	0	-6	6	23	0.009	22	1	8	276	13	363	250	-0.99	2	-0.47	3	PAINTED CONCRETE
FLOOR	0	-10	6	23	0.009	22	0	8	283	13	429	260	-0.99	2	2.18	3	PAINTED CONCRETE
FLOOR	5	-6	6	23	0.014	22	2	8	308	13	378	300	-0.99	2	-1.80	3	PAINTED CONCRETE
FLOOR	7	-2	6	23	0.013	22	1	8	291	13	375	290	0.48	2	-0.47	3	PAINTED CONCRETE
FLOOR	7	-6	6	23	0.009	22	3	8	293	13	407	270	-0.99	2	-0.47	3	PAINTED CONCRETE
FLOOR	7	-10	6	23	0.012	22	3	8	285	13	350	270	-0.99	2	3.51	3	PAINTED CONCRETE

## Blairsville Point Survey Form #003

Survey Serial #:	02-030
------------------	--------

Survey Section:	2
-----------------	---

Survey Unit:	10
--------------	----

Survey Sub-unit:	22
------------------	----

Classification:	1
-----------------	---

Survey Type:	LOWER
--------------	-------

Survey Date:	8/10/95
--------------	---------

Count Date:	8/16/95
-------------	---------

Alpha Survey Instruments				
Inst. S/N	Inst. Code	Eff. %	Corr. Fac.	Bkg. CPM
1588	8	21.2	4.72	0

Beta Survey Instruments				
Inst. S/N	Inst. Code	Eff. %	Corr. Fac.	Bkg. CPM
1601	13	34.6	2.89	270

Gamma or Beta/Gamma Instruments			
Inst. S/N	Inst. Code	Bkg.	Detection Type
1522	22	7	Beta / Gamma
234	23	0.009	Gamma

Alpha Counting Instruments				
Inst. S/N	Inst. Code	Eff. %	Corr. Fac.	Bkg. CPM
13295	2	33.96	2.94	0.34

Beta Counting Instruments				
Inst. S/N	Inst. Code	Eff. %	Corr. Fac.	Bkg. CPM
13295	3	37.6	2.66	1.68

Surveyor:	V.TAYLOR/C.VERGARI
-----------	--------------------

Signature: 

Surface Description	Coordinates		Gamma at 1m	Gamma Inst.	Beta/Gamma Contact	Beta/Gamma	Contact Gross 1 min. Count	Alpha Inst.	Contact Gross 1 min. Count	Beta Inst.	Scan Contact Gross CPM		Removable DPM/100 cm2	Alpha Count	Removable DPM/100 cm2	Beta Count	Comments
	X	Y	uR/hr	Code	mR/hr	Code	Alpha	Code	Beta	Code	Max Beta	Avg Beta	Alpha	Code	Beta	Code	
FLOOR	3	-1	7	23	0.012	22	1	8	346	13	434	340	-0.99	2	0.85	3	MOSAIC TILE
FLOOR	1	-2	7	23	0.013	22	2	8	352	13	371	340	-0.99	2	3.51	3	MOSAIC TILE
FLOOR	2	-2	8	23	0.012	22	2	8	329	13	531	290	-0.99	2	4.84	3	MOSAIC TILE

## Blairsville Point Survey Form #003

Survey Serial #	02-031
Survey Section:	2
Survey Unit:	10
Survey Sub-unit:	23

Alpha Survey Instruments				
Inst.	Inst.		Corr.	Bkg.
S/N	Code	Eff. %	Fac.	CPM
1588	8	21.2	4.72	0


Beta Survey Instruments				
Inst.	Inst.		Corr.	Bkg.
S/N	Code	Eff. %	Fac.	CPM
1601	13	34.6	2.89	270

Gamma or Beta/Gamma Instruments			
Inst.	Inst.		Detection
S/N	Code	Bkg.	Type
1522	22	7	Beta / Gamma
234	23	0.009	Gamma

Classification:	1
Survey Type:	LOWER

Alpha Counting Instruments				
Inst.	Inst.		Corr.	Bkg.
S/N	Code	Eff. %	Fac.	CPM
13295	2	33.96	2.94	0.34

Beta Counting Instruments				
Inst.	Inst.		Corr.	Bkg.
S/N	Code	Eff. %	Fac.	CPM
13295	3	37.6	2.66	1.68

Surveyor:	A.V.TAYLOR/C.VERGARI
Signature:	

Surface Description	Coordinates		Gamma at 1m	Gamma Inst.	Beta/Gamma Contact	Beta/Gamma Code	Contact Gross 1 min. Count	Alpha Inst.	Contact Gross 1 min. Count	Beta Inst.	Scan Contact Gross CPM		Removable DPM/100 cm2	Alpha Count	Removable DPM/100 cm2	Beta Count	Comments
	X	Y	uR/hr	Code	mR/hr	Code	Alpha	Code	Beta	Code	Max Beta	Avg Beta	Alpha	Code	Beta	Code	
FLOOR	2	-2	7	23	0.015	22	4	8	411	13	455	350	-0.99	2	-3.13	3	MOSAIC TILE
FLOOR	1	-6	7	23	0.012	22	2	8	369	13	493	370	-0.99	2	-1.80	3	MOSAIC TILE
FLOOR	2	-6	8	23	0.014	22	1	8	377	13	407	340	-0.99	2	-0.47	3	MOSAIC TILE

## Blairsville Point Survey Form #003

Survey Serial #:	02-032
------------------	--------

Survey Section:	2
-----------------	---

Survey Unit:	10
--------------	----

Survey Sub-unit:	24
------------------	----

Classification:	1
-----------------	---

Survey Type:	LOWER
--------------	-------

Survey Date:	8/10/95
--------------	---------

Count Date:	8/16/95
-------------	---------

Alpha Survey Instruments				
Inst. S/N	Inst. Code	Eff. %	Corr. Fac.	Bkg. CPM
1588	8	21.2	4.72	1


Beta Survey Instruments				
Inst. S/N	Inst. Code	Eff. %	Corr. Fac.	Bkg. CPM
1601	13	34.6	2.89	332

Gamma or Beta/Gamma Instruments			
Inst. S/N	Inst. Code	Bkg.	Detection Type
1522	22	7	Beta / Gamma
234	23	0.011	Gamma

Alpha Counting Instruments				
Inst. S/N	Inst. Code	Eff. %	Corr. Fac.	Bkg. CPM
13295	2	33.96	2.94	0.34

Beta Counting Instruments				
Inst. S/N	Inst. Code	Eff. %	Corr. Fac.	Bkg. CPM
13295	3	37.6	2.66	1.68

Surveyor:	A.V.TAYLOR/C.VERGARI
-----------	----------------------

Signature: 

Surface Description	Coordinates		Gamma at 1m	Gamma Inst.	Beta/Gamma Contact	Beta/Gamma Code	Contact Gross 1 min. Count	Alpha Inst.	Contact Gross 1 min. Count	Beta Inst.	Scan Contact Gross CPM		Removable DPM/100 cm2	Alpha Count	Removable DPM/100 cm2	Beta Count	Comments
	X	Y	uR/hr	Code	mR/hr	Code	Alpha	Code	Beta	Code	Max Beta	Avg Beta	Alpha	Code	Beta	Code	
FLOOR	2	-2	7	23	0.011	22	3	8	382	13	425	370	0.48	2	-0.47	3	MOSAIC TILE
FLOOR	1	-4	8	23	0.009	22	1	8	387	13	439	340	-0.99	2	-4.46	3	MOSAIC TILE

## Blairsville Point Survey Form #003

Survey Serial #:	02-033
------------------	--------

Survey Section:	2
-----------------	---

Survey Unit:	10
--------------	----

Survey Sub-unit:	25
------------------	----

Classification:	1
-----------------	---

Survey Type:	LOWER
--------------	-------

Survey Date:	8/10/95
--------------	---------

Count Date:	8/16/95
-------------	---------

Alpha Survey Instruments				
Inst. S/N	Inst. Code	Eff. %	Corr. Fac.	Bkg. CPM
1588	8	21.2	4.72	1

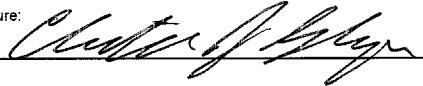
Beta Survey Instruments				
Inst. S/N	Inst. Code	Eff. %	Corr. Fac.	Bkg. CPM
1601	13	34.6	2.89	332

Gamma or Beta/Gamma Instruments			
Inst. S/N	Inst. Code	Bkg.	Detection Type
1522	22	7	Beta / Gamma
234	23	0.011	Gamma

Alpha Counting Instruments				
Inst. S/N	Inst. Code	Eff. %	Corr. Fac.	Bkg. CPM
13295	2	33.96	2.94	0.34

Beta Counting Instruments				
Inst. S/N	Inst. Code	Eff. %	Corr. Fac.	Bkg. CPM
13295	3	37.6	2.66	1.68

Surveyor:	A. V. TAYLOR/C. VERGARI
-----------	-------------------------

Signature: 

Surface Description	Coordinates		Gamma at 1m	Gamma Inst.	Beta/Gamma Contact	Beta/Gamma Code	Contact Gross 1 min. Count	Alpha Inst. Code	Contact Gross 1 min. Count	Beta Inst. Code	Scan Contact Gross CPM		Removable DPM/100 cm2	Alpha Count Code	Removable DPM/100 cm2	Beta Count Code	Comments
	X	Y	uR/hr	Code	mR/hr	Code	Alpha	Code	Beta	Code	Max Beta	Avg Beta	Alpha	Code	Beta	Code	
FLOOR	1	-1	8	23	0.006	22	7	8	382	13	414	360	-0.99	2	-4.46	3	MOSAIC TILE

## Blairsville Point Survey Form #003

Survey Serial #:	02-034
Survey Section:	2
Survey Unit:	10
Survey Sub-unit:	26

Alpha Survey Instruments				
Inst. S/N	Inst. Code	Eff. %	Corr. Fac.	Bkg. CPM
1588	8	21.2	4.72	2


Beta Survey Instruments				
Inst. S/N	Inst. Code	Eff. %	Corr. Fac.	Bkg. CPM
1601	13	34.6	2.89	221

Gamma or Beta/Gamma Instruments			
Inst. S/N	Inst. Code	Bkg.	Detection Type
1522	22	6	Beta / Gamma
234	23	0.007	Gamma

Classification:	1
Survey Type:	LOWER
Survey Date:	8/10/95
Count Date:	8/16/95

Alpha Counting Instruments				
Inst. S/N	Inst. Code	Eff. %	Corr. Fac.	Bkg. CPM
13295	2	33.96	2.94	0.34

Beta Counting Instruments				
Inst. S/N	Inst. Code	Eff. %	Corr. Fac.	Bkg. CPM
13295	3	37.6	2.66	1.68

Surveyor:	A.V.TAYLOR/C.VERGARI
Signature:	

Surface Description	Coordinates		Gamma at 1m	Gamma Inst.	Beta/Gamma Contact	Beta/Gamma Code	Contact Gross 1 min. Count	Alpha Inst. Code	Contact Gross 1 min. Count	Beta Inst. Code	Scan Contact Gross CPM		Removable DPM/100 cm2	Alpha Count	Removable DPM/100 cm2	Beta Count	Comments
	X	Y	uR/hr	Code	mR/hr	Code	Alpha	Code	Beta	Code	Max Beta	Avg Beta	Alpha	Code	Beta	Code	
FLOOR	2	-2	6	23	0.01	22	5	8	680	13	760	590	-0.99	2	2.18	3	
FLOOR	4	-3	7	23	0.013	22	7	8	674	13	744	600	0.48	2	2.18	3	

## Blairsville Point Survey Form #003

Survey Serial #:	02-035
Survey Section:	2
Survey Unit:	10
Survey Sub-unit:	27

Alpha Survey Instruments				
Inst. S/N	Inst. Code	Eff. %	Corr. Fac.	Bkg. CPM
1588	8	21.2	4.72	1


Beta Survey Instruments				
Inst. S/N	Inst. Code	Eff. %	Corr. Fac.	Bkg. CPM
1601	13	34.6	2.89	200

Gamma or Beta/Gamma Instruments			
Inst. S/N	Inst. Code	Bkg.	Detection Type
1522	22	0.013	Beta / Gamma
234	23	5	Gamma

Classification:	1
Survey Type:	LOWER

Alpha Counting Instruments				
Inst. S/N	Inst. Code	Eff. %	Corr. Fac.	Bkg. CPM
13295	2	33.96	2.94	0.34

Beta Counting Instruments				
Inst. S/N	Inst. Code	Eff. %	Corr. Fac.	Bkg. CPM
13295	3	37.6	2.66	1.68

Surveyor:	A.V.TAYLOR/C.VERGARI
Signature:	

Surface Description	Coordinates		Gamma at 1m	Gamma Inst.	Beta/Gamma Contact	Beta/Gamma	Contact Gross 1 min. Count	Alpha Inst.	Contact Gross 1 min. Count	Beta Inst.	Scan Contact Gross CPM		Removable DPM/100 cm2	Alpha Count	Removable DPM/100 cm2	Beta Count	Comments
	X	Y	uR/hr	Code	mR/hr	Code	Alpha	Code	Beta	Code	Max Beta	Avg Beta	Alpha	Code	Beta	Code	
FLOOR	2	-1	6	23	0.006	22	3	8	256	13	317	230	-0.99	2	2.18	3	CARPET
FLOOR	4	-3	6	23	0.007	22	1	8	239	13	298	220	0.48	2	-3.13	3	CARPET

## Blairsville Point Survey Form #003

Survey Serial #	02-036
-----------------	--------

Survey Section:	2
-----------------	---

Survey Unit:	10
--------------	----

Survey Sub-unit:	28
------------------	----

Classification:	1
-----------------	---

Survey Type:	LOWER
--------------	-------

Survey Date:	8/10/95
--------------	---------

Count Date:	8/16/95
-------------	---------

Alpha Survey Instruments				
Inst. S/N	Inst. Code	Eff. %	Corr. Fac.	Bkg. CPM
1588	8	21.2	4.72	1

Beta Survey Instruments				
Inst. S/N	Inst. Code	Eff. %	Corr. Fac.	Bkg. CPM
1601	13	34.6	2.89	200

Gamma or Beta/Gamma Instruments			
Inst. S/N	Inst. Code	Bkg.	Detection Type
1522	22	0.013	Beta / Gamma
234	23	5	Gamma

Alpha Counting Instruments				
Inst. S/N	Inst. Code	Eff. %	Corr. Fac.	Bkg. CPM
13295	2	33.96	2.94	0.34

Beta Counting Instruments				
Inst. S/N	Inst. Code	Eff. %	Corr. Fac.	Bkg. CPM
13295	3	37.6	2.66	1.68

Surveyor:	A.V.TAYLOR/C.VERGARI
-----------	----------------------

Signature: 

Surface Description	Coordinates		Gamma at 1m	Gamma Inst.	Beta/Gamma Contact	Beta/Gamma Code	Contact Gross 1 min. Count	Alpha Inst. Code	Contact Gross 1 min. Count	Beta Inst. Code	Scan Contact Gross CPM		Removable DPM/100 cm2	Alpha Count	Removable DPM/100 cm2	Beta Count	Comments
	X	Y	uR/hr	Code	mR/hr	Code	Alpha	Code	Beta	Code	Max Beta	Avg Beta	Alpha	Code	Beta	Code	
FLOOR	1	-2	6	23	0.01	22	0	8	232	13	295	230	-0.99	2	4.84	3	CARPET



## Blairsville Point Survey Form #003

Survey Serial #:	02-037
Survey Section:	2
Survey Unit:	10
Survey Sub-unit:	29

Alpha Survey Instruments				
Inst. S/N	Inst. Code	Eff. %	Corr. Fac.	Bkg. CPM
1588	8	21.2	4.72	2


Beta Survey Instruments				
Inst. S/N	Inst. Code	Eff. %	Corr. Fac.	Bkg. CPM
1601	13	34.6	2.89	199

Gamma or Beta/Gamma Instruments			
Inst. S/N	Inst. Code	Bkg.	Detection Type
1522	22	0.011	Beta / Gamma
234	23	5	Gamma

Classification:	1
Survey Type:	LOWER
Survey Date:	8/10/95
Count Date:	8/16/95

Alpha Counting Instruments				
Inst. S/N	Inst. Code	Eff. %	Corr. Fac.	Bkg. CPM
13295	2	33.96	2.94	0.34

Beta Counting Instruments				
Inst. S/N	Inst. Code	Eff. %	Corr. Fac.	Bkg. CPM
13295	3	37.6	2.66	1.68

Surveyor:	A.V.TAYLOR/C.VERGARI
Signature:	

Surface Description	Coordinates		Gamma at 1m	Gamma Inst.	Beta/Gamma Contact	Beta/Gamma Code	Contact Gross 1 min. Count	Alpha Inst. Code	Contact Gross 1 min. Count	Beta Inst. Code	Scan Contact Gross CPM		Removable DPM/100 cm2	Alpha Count	Removable DPM/100 cm2	Beta Count	Comments
	X	Y	uR/hr	Code	mR/hr	Code	Alpha	Code	Beta	Code	Max Beta	Avg Beta	Alpha	Code	Beta	Code	
FLOOR	2	-2	6	23	0.013	22	1	8	290	13	361	270	-0.99	2	0.85	3	CONCRETE
FLOOR	4	-4	6	23	0.011	22	3	8	323	13	381	290	-0.99	2	-1.80	3	CONCRETE
FLOOR	2	-7	6	23	0.011	22	4	8	286	13	312	240	-0.99	2	-3.13	3	CONCRETE
FLOOR	0	-7	6	23	0.013	22	2	8	265	13	350	260	-0.99	2	0.85	3	CONCRETE
FLOOR	-4	-7	7	23	0.011	22	2	8	270	13	372	240	-0.99	2	3.51	3	CONCRETE
FLOOR	-8	-7	6	23	0.009	22	3	8	312	13	346	270	-0.99	2	-1.80	3	CONCRETE

## Blairsville Point Survey Form #003

Survey Serial #:	02-038
------------------	--------

Survey Section:	2
-----------------	---

Survey Unit:	10
--------------	----

Survey Sub-unit:	30
------------------	----

Classification:	1
-----------------	---

Survey Type:	LOWER
--------------	-------

Survey Date:	8/10/95
--------------	---------

Count Date:	8/16/95
-------------	---------

Alpha Survey Instruments				
Inst. S/N	Inst. Code	Eff. %	Corr. Fac.	Bkg. CPM
1588	8	21.2	4.72	0

Beta Survey Instruments				
Inst. S/N	Inst. Code	Eff. %	Corr. Fac.	Bkg. CPM
1601	13	34.6	2.89	222

Gamma or Beta/Gamma Instruments			
Inst. S/N	Inst. Code	Bkg.	Detection Type
1522	22	0.017	Beta / Gamma
234	23	6	Gamma

Alpha Counting Instruments				
Inst. S/N	Inst. Code	Eff. %	Corr. Fac.	Bkg. CPM
13295	2	33.96	2.94	0.34

Beta Counting Instruments				
Inst. S/N	Inst. Code	Eff. %	Corr. Fac.	Bkg. CPM
13295	3	37.6	2.66	1.68

Surveyor:	A.V. TAYLOR/C. VERGARI
-----------	------------------------

Signature: 

Surface Description	Coordinates		Gamma at 1m	Gamma Inst.	Beta/Gamma Contact	Beta/Gamma Code	Contact Gross 1 min. Count	Alpha Inst.	Contact Gross 1 min. Count	Beta Inst.	Scan Contact Gross CPM		Removable DPM/100 cm2	Alpha Count	Removable DPM/100 cm2	Beta Count	Comments
	X	Y	uR/hr	Code	mR/hr	Code	Alpha	Beta	Code	Max Beta	Avg Beta	Alpha	Code	Beta	Code		
FLOOR	2	-2	6	23	0.012	22	0	8	315	13	346	280	0.48	2	-1.80	3	PAINTED CONCRETE
FLOOR	6	-2	7	23	0.007	22	0	8	274	13	325	280	1.96	2	0.85	3	PAINTED CONCRETE
FLOOR	4	-4	7	23	0.007	22	1	8	278	13	405	240	-0.99	2	-0.47	3	PAINTED CONCRETE

## Blairsville Point Survey Form #003

Survey Serial #:	02-037
Survey Section:	2
Survey Unit:	10
Survey Sub-unit:	29

Alpha Survey Instruments				
Inst. S/N	Inst. Code	Eff. %	Corr. Fac.	Bkg. CPM
1588	8	21.2	4.72	2


Beta Survey Instruments				
Inst. S/N	Inst. Code	Eff. %	Corr. Fac.	Bkg. CPM
1601	13	34.6	2.89	199

Gamma or Beta/Gamma Instruments			
Inst. S/N	Inst. Code	Bkg.	Detection Type
1522	22	0.011	Beta / Gamma
234	23	5	Gamma

Classification:	1
Survey Type:	LOWER
Survey Date:	8/10/95
Count Date:	8/16/95

Alpha Counting Instruments				
Inst. S/N	Inst. Code	Eff. %	Corr. Fac.	Bkg. CPM
13295	2	33.96	2.94	0.34

Beta Counting Instruments				
Inst. S/N	Inst. Code	Eff. %	Corr. Fac.	Bkg. CPM
13295	3	37.6	2.66	1.68

Surveyor:	A.V.TAYLOR/C.VERGARI
Signature:	

Surface Description	Coordinates		Gamma at 1m	Gamma Inst.	Beta/Gamma Contact	Beta/Gamma Code	Contact Gross 1 min. Count	Alpha Inst.	Contact Gross 1 min. Count	Beta Inst.	Scan Contact Gross CPM		Removable DPM/100 cm2	Alpha Count	Removable DPM/100 cm2	Beta Count	Comments
	X	Y	uR/hr	Code	mR/hr	Code	Alpha	Code	Beta	Code	Max Beta	Avg Beta	Alpha	Code	Beta	Code	
FLOOR	2	-2	6	23	0.013	22	1	8	290	13	361	270	-0.99	2	0.85	3	CONCRETE
FLOOR	4	-4	6	23	0.011	22	3	8	323	13	381	290	-0.99	2	-1.80	3	CONCRETE
FLOOR	2	-7	6	23	0.011	22	4	8	286	13	312	240	-0.99	2	-3.13	3	CONCRETE
FLOOR	0	-7	6	23	0.013	22	2	8	265	13	350	260	-0.99	2	0.85	3	CONCRETE
FLOOR	-4	-7	7	23	0.011	22	2	8	270	13	372	240	-0.99	2	3.51	3	CONCRETE
FLOOR	-8	-7	6	23	0.009	22	3	8	312	13	346	270	-0.99	2	-1.80	3	CONCRETE
FLOOR	-8	-7	6	23	0.009	22	3	8	312	13	346	270	-0.99	2		3	CONCRETE

**APPENDIX H**  
**ORIGINAL RADIOLOGICAL SURVEY DATA SHEETS**  
**BUILDING 3**

**REPORT #003**

# Blairsville Point Survey Form #003

Survey Serial #:	03-001
------------------	--------

Survey Section:	3
-----------------	---

Survey Unit:	3
--------------	---

Survey Sub-unit:	1
------------------	---

Classification:	4
-----------------	---

Survey Type:	UPPER
--------------	-------

Survey Date:	4/19/95
--------------	---------

Count Date:	9/7/95
-------------	--------

Alpha Survey Instruments				
Inst. S/N	Inst. Code	Eff. %	Corr. Fac.	Bkg. CPM
1588	8	21.2	4.72	3


Beta Survey Instruments				
Inst. S/N	Inst. Code	Eff. %	Corr. Fac.	Bkg. CPM
1601	13	34.6	2.89	281

Gamma or Beta/Gamma Instruments			
Inst. S/N	Inst. Code	Bkg.	Detection Type

Alpha Counting Instruments				
Inst. S/N	Inst. Code	Eff. %	Corr. Fac.	Bkg. CPM
13295	2	33.96	2.94	0.34

Beta Counting Instruments				
Inst. S/N	Inst. Code	Eff. %	Corr. Fac.	Bkg. CPM
13295	3	37.6	2.66	1.68

Surveyor:	A.V.TAYLOR/C.VERGARI
-----------	----------------------

Signature: 

Surface Description	Coordinates		Gamma	Gamma	Beta/Gamma	Beta/Gamma	Contact Gross	Alpha	Contact Gross	Beta	Scan Contact		Removable	Alpha	Removable	Beta	Comments
			at 1m	Inst.	Contact	Gamma	1 min. Count	Inst.	1 min. Count	Inst.	Gross CPM		DPM/100 cm2	Count	DPM/100 cm2	Count	
	uR/hr	Code	mR/hr	Code	Alpha	Code	Beta	Code	Max Beta	Avg Beta	Alpha	Code	Beta	Code			
CEILING	18.5	-3	N/A	N/A	N/A	N/A	0	8	270	13	319	260	0.48	2	2.18	3	PAINTED STEEL
CEILING	18.5	-5	N/A	N/A	N/A	N/A	3	8	246	13	345	230	0.48	2	4.84	3	PAINTED STEEL
CEILING	18.5	-10	N/A	N/A	N/A	N/A	3	8	232	13	347	240	3.43	2	10.16	3	PAINTED STEEL
CEILING	18.5	-12	N/A	N/A	N/A	N/A	1	8	223	13	316	230	-0.99	2	3.51	3	PAINTED STEEL
CEILING	18.5	-13	N/A	N/A	N/A	N/A	2	8	222	13	333	210	-0.99	2	-0.47	3	PAINTED STEEL
CEILING	18.5	-15	N/A	N/A	N/A	N/A	0	8	240	13	370	220	-0.99	2	-3.13	3	PAINTED STEEL
CEILING	16.5	-14	N/A	N/A	N/A	N/A	2	8	260	13	312	210	-0.99	2	8.83	3	PAINTED STEEL
CEILING	16.5	-16	N/A	N/A	N/A	N/A	3	8	224	13	398	250	-0.99	2	-0.47	3	PAINTED STEEL
CEILING	16.5	-12	N/A	N/A	N/A	N/A	3	8	204	13	275	200	-0.99	2	-0.47	3	PAINTED STEEL
CEILING	18.5	-20	N/A	N/A	N/A	N/A	1	8	240	13	372	220	-0.99	2	0.85	3	PAINTED STEEL
CEILING	18.5	-18	N/A	N/A	N/A	N/A	2	8	257	13	321	220	0.48	2	2.18	3	PAINTED STEEL
CEILING	18.5	-23	N/A	N/A	N/A	N/A	5	8	236	13	323	220	-0.99	2	2.18	3	PAINTED STEEL
CEILING	18.5	-25	N/A	N/A	N/A	N/A	4	8	232	13	294	230	-0.99	2	-0.47	3	PAINTED STEEL
CEILING	18.5	-27	N/A	N/A	N/A	N/A	5	8	227	13	299	210	0.48	2	3.51	3	PAINTED STEEL
CEILING	18.5	-29	N/A	N/A	N/A	N/A	0	8	234	13	325	220	-0.99	2	3.51	3	PAINTED STEEL
CEILING	18.5	-33	N/A	N/A	N/A	N/A	3	8	242	13	312	230	0.48	2	-3.13	3	PAINTED STEEL
CEILING	18.5	-35	N/A	N/A	N/A	N/A	0	8	243	13	340	230	0.48	2	10.16	3	PAINTED STEEL
CEILING	18.5	-37	N/A	N/A	N/A	N/A	0	8	213	13	281	200	0.48	2	2.18	3	PAINTED STEEL
CEILING	18.5	-39	N/A	N/A	N/A	N/A	2	8	229	13	377	220	0.48	2	-0.47	3	PAINTED STEEL
CEILING	19.5	-45	N/A	N/A	N/A	N/A	0	8	228	13	360	210	-0.99	2	0.85	3	PAINTED STEEL
CEILING	19.5	-43	N/A	N/A	N/A	N/A	1	8	235	13	341	230	-0.99	2	4.84	3	PAINTED STEEL
CEILING	19.5	-50	N/A	N/A	N/A	N/A	1	8	246	13	348	240	0.48	2	-1.80	3	PAINTED STEEL
CEILING	19.5	-52	N/A	N/A	N/A	N/A	0	8	250	13	336	240	-0.99	2	-0.47	3	PAINTED STEEL
CEILING	18.5	-69	N/A	N/A	N/A	N/A	1	8	227	13	304	210	-0.99	2	0.85	3	PAINTED STEEL
CEILING	18.5	-61	N/A	N/A	N/A	N/A	1	8	249	13	406	230	1.96	2	-3.13	3	PAINTED STEEL
CEILING	17.5	-69	N/A	N/A	N/A	N/A	2	8	213	13	325	220	-0.99	2	2.18	3	PAINTED STEEL

## Blairsville Point Survey Form #003

Survey Serial #:	03-001
------------------	--------

Survey Section:	3
-----------------	---

Survey Unit:	3
--------------	---

Survey Sub-unit:	1
------------------	---

Classification:	4
-----------------	---

Survey Type:	UPPER
--------------	-------

Survey Date:	4/19/95
--------------	---------

Count Date:	9/7/95
-------------	--------

Alpha Survey Instruments				
Inst.	Inst.		Corr.	Bkg.
S/N	Code	Eff. %	Fac.	CPM
1588	8	21.2	4.72	3

Beta Survey Instruments				
Inst.	Inst.		Corr.	Bkg.
S/N	Code	Eff. %	Fac.	CPM
1601	13	34.6	2.89	281

Gamma or Beta/Gamma Instruments			
Inst.	Inst.		Detection
S/N	Code	Bkg.	Type

Alpha Counting Instruments				
Inst.	Inst.		Corr.	Bkg.
S/N	Code	Eff. %	Fac.	CPM
13295	2	33.96	2.94	0.34

Beta Counting Instruments				
Inst.	Inst.		Corr.	Bkg.
S/N	Code	Eff. %	Fac.	CPM
13295	3	37.6	2.66	1.68

Surveyor:	A.V.TAYLOR/C.VERGARI
-----------	----------------------

Signature: 

Surface Description	Coordinates		Gamma at 1m uR/hr	Gamma Inst. Code	Beta/Gamma Contact mR/hr	Beta/Gamma Code	Contact Gross 1 min. Count Alpha	Alpha Inst. Code	Contact Gross 1 min. Count Beta	Beta Inst. Code	Scan Contact Gross CPM		Removable DPM/100 cm2 Alpha	Alpha Count Code	Removable DPM/100 cm2 Beta	Beta Count Code	Comments
	X	Y									Max Beta	Avg Beta					
CEILING	17.5	-71	N/A	N/A	N/A	N/A	1	8	269	13	305	240	0.48	2	7.50	3	PAINTEED STEEL
CEILING	18.5	-100	N/A	N/A	N/A	N/A	1	8	234	13	348	240	-0.99	2	4.84	3	PAINTEED STEEL
CEILING	18.5	-102	N/A	N/A	N/A	N/A	1	8	225	13	320	220	-0.99	2	3.51	3	PAINTEED STEEL
CEILING	18	-117	N/A	N/A	N/A	N/A	1	8	263	13	323	220	1.96	2	7.50	3	PAINTEED STEEL

# Blairsville Point Survey Form #003

Survey Serial #:	03-002
------------------	--------

Survey Section:	3
-----------------	---

Survey Unit:	2
--------------	---

Survey Sub-unit:	1
------------------	---

Classification:	4
-----------------	---

Survey Type:	UPPER
--------------	-------

Survey Date:	4/20/95
--------------	---------

Count Date:	9/7/95
-------------	--------

Alpha Survey Instruments				
Inst. S/N	Inst. Code	Eff. %	Corr. Fac.	Bkg. CPM
1588	8	21.2	4.72	1


Beta Survey Instruments				
Inst. S/N	Inst. Code	Eff. %	Corr. Fac.	Bkg. CPM
1601	13	34.6	2.89	183

Gamma or Beta/Gamma Instruments			
Inst. S/N	Inst. Code	Bkg.	Detection Type

Alpha Counting Instruments				
Inst. S/N	Inst. Code	Eff. %	Corr. Fac.	Bkg. CPM
13295	2	33.96	2.94	0.34

Beta Counting Instruments				
Inst. S/N	Inst. Code	Eff. %	Corr. Fac.	Bkg. CPM
13295	3	37.6	2.66	1.68

Surveyor:	A.V.TAYLOR/C.VERGARI
-----------	----------------------

Signature: 

Surface Description	Coordinates		Gamma at 1m	Gamma Inst.	Beta/Gamma Contact	Beta/Gamma	Contact Gross 1 min. Count	Alpha Inst.	Contact Gross 1 min. Count	Beta Inst.	Scan Contact Gross CPM		Removable DPM/100 cm2	Alpha Count	Removable DPM/100 cm2	Beta Count	Comments
	X	Y	uR/hr	Code	mR/hr	Code	Alpha	Beta	Code	Max Beta	Avg Beta	Alpha	Beta	Code			
CEILING	2	-3	N/A	N/A	N/A	N/A	0	8	249	13	311	220	0.48	2	4.84	3	PAINTED STEEL
CEILING	2	-5	N/A	N/A	N/A	N/A	2	8	211	13	290	210	-0.99	2	-0.47	3	PAINTED STEEL
CEILING	2	-10	N/A	N/A	N/A	N/A	4	8	231	13	341	230	0.48	2	3.51	3	PAINTED STEEL
CEILING	4	-11	N/A	N/A	N/A	N/A	1	8	241	13	354	210	0.48	2	0.85	3	PAINTED STEEL
CEILING	2	-18	N/A	N/A	N/A	N/A	1	8	201	13	312	190	-0.99	2	2.18	3	PAINTED STEEL
CEILING	2	-20	N/A	N/A	N/A	N/A	1	8	236	13	297	220	0.48	2	0.85	3	PAINTED STEEL
CEILING	2	-25	N/A	N/A	N/A	N/A	1	8	295	13	315	220	-0.99	2	-1.80	3	PAINTED STEEL
CEILING	2	-27	N/A	N/A	N/A	N/A	1	8	233	13	321	210	-0.99	2	0.85	3	PAINTED STEEL
CEILING	4	-33	N/A	N/A	N/A	N/A	1	8	239	13	366	230	0.48	2	-1.80	3	PAINTED STEEL
CEILING	4	-35	N/A	N/A	N/A	N/A	3	8	254	13	360	230	-0.99	2	0.85	3	PAINTED STEEL
CEILING	18	-25	N/A	N/A	N/A	N/A	2	8	241	13	285	230	-0.99	2	0.85	3	PAINTED STEEL
CEILING	18	-27	N/A	N/A	N/A	N/A	1	8	193	13	281	220	-0.99	2	-0.47	3	PAINTED STEEL
CEILING	18	-33	N/A	N/A	N/A	N/A	2	8	234	13	280	210	1.96	2	-3.13	3	PAINTED STEEL
CEILING	18	-35	N/A	N/A	N/A	N/A	3	8	250	13	334	220	1.96	2	2.18	3	PAINTED STEEL
CEILING	14	-35	N/A	N/A	N/A	N/A	1	8	212	13	326	240	-0.99	2	3.51	3	PAINTED STEEL
CEILING	16	-35	N/A	N/A	N/A	N/A	1	8	259	13	302	230	-0.99	2	2.18	3	PAINTED STEEL
CEILING	10	-39	N/A	N/A	N/A	N/A	1	8	241	13	303	220	-0.99	2	-0.47	3	PAINTED STEEL
CEILING	10	-41	N/A	N/A	N/A	N/A	4	8	243	13	331	230	-0.99	2	-3.13	3	PAINTED STEEL
CEILING	9	-50	N/A	N/A	N/A	N/A	1	8	235	13	425	240	-0.99	2	0.85	3	PAINTED STEEL
CEILING	9	-52	N/A	N/A	N/A	N/A	4	8	240	13	324	230	0.48	2	-0.47	3	PAINTED STEEL
CEILING	7	-56	N/A	N/A	N/A	N/A	6	8	220	13	320	220	-0.99	2	-1.80	3	PAINTED STEEL
CEILING	7	-58	N/A	N/A	N/A	N/A	4	8	289	13	284	220	1.96	2	-0.47	3	PAINTED STEEL
CEILING	3	-69	N/A	N/A	N/A	N/A	1	8	250	13	357	240	0.48	2	0.85	3	PAINTED STEEL
CEILING	5	-69	N/A	N/A	N/A	N/A	3	8	258	13	371	250	-0.99	2	-3.13	3	PAINTED STEEL
CEILING	16	-50	N/A	N/A	N/A	N/A	2	8	235	13	346	220	0.48	2	-0.47	3	PAINTED STEEL
CEILING	16	-52	N/A	N/A	N/A	N/A	2	8	248	13	316	220	-0.99	2	-1.80	3	PAINTED STEEL

## Blairsville Point Survey Form #003

Survey Serial #:	03-002
Survey Section:	3
Survey Unit:	2
Survey Sub-unit:	1

Alpha Survey Instruments				
Inst. S/N	Inst. Code	Eff. %	Corr. Fac.	Bkg. CPM
1588	8	21.2	4.72	1


Beta Survey Instruments				
Inst. S/N	Inst. Code	Eff. %	Corr. Fac.	Bkg. CPM
1601	13	34.6	2.89	183

Gamma or Beta/Gamma Instruments			
Inst. S/N	Inst. Code	Bkg.	Detection Type

Classification:	4
Survey Type:	UPPER
Survey Date:	4/20/95
Count Date:	9/7/95

Alpha Counting Instruments				
Inst. S/N	Inst. Code	Eff. %	Corr. Fac.	Bkg. CPM
13295	2	33.96	2.94	0.34

Beta Counting Instruments				
Inst. S/N	Inst. Code	Eff. %	Corr. Fac.	Bkg. CPM
13295	3	37.6	2.66	1.68

Surveyor:	A.V. TAYLOR/C. VERGARI
Signature:	

Surface Description	Coordinates		Gamma at 1m	Gamma Inst.	Beta/Gamma Contact	Beta/Gamma Code	Contact Gross 1 min. Count	Alpha Inst. Code	Contact Gross 1 min. Count	Beta Inst. Code	Scan Contact Gross CPM		Removable DPM/100 cm2	Alpha Count	Removable DPM/100 cm2	Beta Count	Comments
	X	Y	uR/hr	Code	mR/hr	Code	Alpha	Code	Beta	Code	Max Beta	Avg Beta	Alpha	Code	Beta	Code	
CEILING	16	-74	N/A	N/A	N/A	N/A	4	8	222	13	339	210	0.48	2	0.85	3	PAINTED STEEL
CEILING	16	-76	N/A	N/A	N/A	N/A	3	8	246	13	382	240	0.48	2	-1.80	3	PAINTED STEEL
CEILING	16	-110	N/A	N/A	N/A	N/A	1	8	252	13	335	260	-0.99	2	-1.80	3	PAINTED STEEL



# Blairsville Point Survey Form #003

Survey Serial #:	03-003
------------------	--------

Survey Section:	3
-----------------	---

Survey Unit:	1
--------------	---

Survey Sub-unit:	1
------------------	---

Classification:	4
-----------------	---

Survey Type:	UPPER
--------------	-------

Survey Date:	4/24/95
--------------	---------

Count Date:	9/7/95
-------------	--------

Alpha Survey Instruments				
Inst. S/N	Inst. Code	Eff. %	Corr. Fac.	Bkg. CPM
1588	8	21.2	4.72	0

Beta Survey Instruments				
Inst. S/N	Inst. Code	Eff. %	Corr. Fac.	Bkg. CPM
1601	13	34.6	2.89	230

Gamma or Beta/Gamma Instruments			
Inst. S/N	Inst. Code	Bkg.	Detection Type

Alpha Counting Instruments				
Inst. S/N	Inst. Code	Eff. %	Corr. Fac.	Bkg. CPM
13295	2	33.96	2.94	0.34

Beta Counting Instruments				
Inst. S/N	Inst. Code	Eff. %	Corr. Fac.	Bkg. CPM
13295	3	37.6	2.66	1.68

Surveyor:	A.V.TAYLOR/C.VERGARI
-----------	----------------------

Signature: 

Surface Description	Coordinates		Gamma at 1m	Gamma Inst.	Beta/Gamma Contact	Beta/Gamma Code	Contact Gross 1 min. Count	Alpha Inst. Code	Contact Gross 1 min. Count	Beta Inst. Code	Scan Contact Gross CPM		Removable DPM/100 cm2	Alpha Count	Removable DPM/100 cm2	Beta Count	Comments
	X	Y	uR/hr	Code	mR/hr	Code	Alpha	Code	Beta	Code	Max Beta	Avg Beta	Alpha	Code	Beta	Code	
CEILING	13	-2	N/A	N/A	N/A	N/A	2	8	218	13	480	220	0.48	2	-0.47	3	PAINTED STEEL
CEILING	15	-2	N/A	N/A	N/A	N/A	3	8	232	13	325	230	-0.99	2	-1.80	3	PAINTED STEEL
CEILING	13	-4	N/A	N/A	N/A	N/A	0	8	243	13	300	230	0.48	2	-0.47	3	PAINTED STEEL
CEILING	13	-6	N/A	N/A	N/A	N/A	1	8	270	13	332	220	-0.99	2	-3.13	3	PAINTED STEEL
CEILING	13	-7	N/A	N/A	N/A	N/A	1	8	249	13	320	230	-0.99	2	2.18	3	PAINTED STEEL
CEILING	13	-9	N/A	N/A	N/A	N/A	3	8	242	13	335	240	-0.99	2	3.51	3	PAINTED STEEL
CEILING	13	-10	N/A	N/A	N/A	N/A	2	8	227	13	366	230	0.48	2	-1.80	3	PAINTED STEEL
CEILING	13	-12	N/A	N/A	N/A	N/A	3	8	229	13	312	230	-0.99	2	-3.13	3	PAINTED STEEL
CEILING	13	-14	N/A	N/A	N/A	N/A	2	8	273	13	326	250	-0.99	2	2.18	3	PAINTED STEEL
CEILING	15	-4	N/A	N/A	N/A	N/A	1	8	218	13	326	230	-0.99	2	-1.80	3	PAINTED STEEL
CEILING	15	-6	N/A	N/A	N/A	N/A	5	8	251	13	295	230	0.48	2	-1.80	3	PAINTED STEEL
CEILING	15	-7	N/A	N/A	N/A	N/A	3	8	270	13	337	230	-0.99	2	0.85	3	PAINTED STEEL
CEILING	15	-9	N/A	N/A	N/A	N/A	4	8	259	13	323	240	-0.99	2	-0.47	3	PAINTED STEEL
CEILING	15	-10	N/A	N/A	N/A	N/A	3	8	251	13	337	230	0.48	2	3.51	3	PAINTED STEEL
CEILING	15	-12	N/A	N/A	N/A	N/A	3	8	241	13	348	240	-0.99	2	6.17	3	PAINTED STEEL
CEILING	15	-14	N/A	N/A	N/A	N/A	1	8	273	13	400	250	-0.99	2	3.51	3	PAINTED STEEL
CEILING	35	-4	N/A	N/A	N/A	N/A	3	8	251	13	331	230	0.48	2	-0.47	3	PAINTED STEEL
CEILING	36	-6	N/A	N/A	N/A	N/A	0	8	239	13	342	240	0.48	2	-0.47	3	PAINTED STEEL
CEILING	36	-12	N/A	N/A	N/A	N/A	2	8	250	13	305	240	0.48	2	-3.13	3	PAINTED STEEL
CEILING	36	-10	N/A	N/A	N/A	N/A	2	8	228	13	341	240	0.48	2	-0.47	3	PAINTED STEEL

# Blairsville Point Survey Form #003

Survey Serial #:	03-004
------------------	--------

Survey Section:	3
-----------------	---

Survey Unit:	3
--------------	---

Survey Sub-unit:	1
------------------	---

Classification:	4
-----------------	---

Survey Type:	LOWER
--------------	-------

Survey Date:	6/19/95
--------------	---------

Count Date:	9/7/95
-------------	--------

Alpha Survey Instruments				
Inst. S/N	Inst. Code	Eff. %	Corr. Fac.	Bkg. CPM
1510	6	20.8	4.81	1

Beta Survey Instruments				
Inst. S/N	Inst. Code	Eff. %	Corr. Fac.	Bkg. CPM
1593	11	36.3	2.75	238

Gamma or Beta/Gamma Instruments			
Inst. S/N	Inst. Code	Bkg.	Detection Type
142	51	3	Gamma
1522	22	0.012	Beta / Gamma

Alpha Counting Instruments				
Inst. S/N	Inst. Code	Eff. %	Corr. Fac.	Bkg. CPM
13295	2	33.96	2.94	0.34

Beta Counting Instruments				
Inst. S/N	Inst. Code	Eff. %	Corr. Fac.	Bkg. CPM
13295	3	37.6	2.66	1.68

Surveyor:	V. TAYLOR/J. SHOEMAKER
-----------	------------------------

Signature: 

Surface Description	Coordinates		Gamma at 1m	Gamma Inst.	Beta/Gamma Contact	Beta/Gamma Code	Contact Gross 1 min. Count	Alpha Inst. Code	Contact Gross 1 min. Count	Beta Inst. Code	Scan Contact Gross CPM		Removable DPM/100 cm2	Alpha Count	Removable DPM/100 cm2	Beta Count	Comments
	X	Y	uR/hr	Code	mR/hr	Code	Alpha	Code	Beta	Code	Max Beta	Avg Beta	Alpha	Beta	Code		
FLOOR	1	-5	3	51	0.011	22	4	6	338	11	389	260	1.96	2	0.85	3	CONCRETE
FLOOR	4	-14	3	51	0.017	22	2	6	290	11	316	210	0.48	2	-1.80	3	CONCRETE
FLOOR	5	-31	3	51	0.009	22	2	6	283	11	310	250	-0.99	2	-0.47	3	CONCRETE
FLOOR	12	-68	3	51	0.007	22	3	6	278	11	377	290	0.48	2	-0.47	3	CONCRETE
FLOOR	17.5	-73	3	51	0.008	22	3	6	240	11	297	240	-0.99	2	-3.13	3	CONCRETE
FLOOR	10	-117	3	51	0.011	22	0	6	254	11	316	230	-0.99	2	-1.80	3	CONCRETE
FLOOR	1	-117	4	51	0.015	22	0	6	249	11	334	250	-0.99	2	2.18	3	CONCRETE
FLOOR	20	-110	3	51	0.012	22	4	6	221	11	345	230	-0.99	2	-1.80	3	CONCRETE
FLOOR	20	-99	4	51	0.018	22	2	6	250	11	291	260	-0.99	2	-0.47	3	CONCRETE
FLOOR	17.5	-88	4	51	0.009	22	2	6	211	11	317	240	-0.99	2	-1.80	3	CONCRETE
FLOOR	20	-75	3	51	0.018	22	1	6	265	11	366	270	0.48	2	-4.46	3	CONCRETE
FLOOR	20	-60	4	51	0.011	22	0	6	231	11	316	240	-0.99	2	-0.47	3	CONCRETE
FLOOR	20	-44	4	51	0.009	22	5	6	278	11	336	275	0.48	2	2.18	3	CONCRETE
FLOOR	19	-25	3	51	0.012	22	5	6	278	11	410	300	-0.99	2	0.85	3	CONCRETE
FLOOR	19	-5	3	51	0.009	22	1	6	286	11	365	270	-0.99	2	-1.80	3	CONCRETE
FLOOR	17	-5	4	51	0.009	22	3	6	289	11	359	260	-0.99	2	-4.46	3	CONCRETE
FLOOR	13	-5	4	51	0.013	22	2	6	298	11	335	280	1.96	2	-4.46	3	CONCRETE
FLOOR	11	-5	3	51	0.007	22	2	6	268	11	352	270	-0.99	2	-3.13	3	CONCRETE
FLOOR	7.5	-5	3	51	0.018	22	2	6	284	11	395	270	-0.99	2	-0.47	3	CONCRETE
FLOOR	5	-5	3	51	0.013	22	3	6	255	11	447	240	-0.99	2	-1.80	3	CONCRETE
FLOOR	3	-5	4	51	0.012	22	2	6	265	11	402	270	0.48	2	-3.13	3	CONCRETE
FLOOR	3	-9	4	51	0.015	22	5	6	303	11	315	240	-0.99	2	-3.13	3	CONCRETE
FLOOR	3	-14	3	51	0.008	22	1	6	283	11	385	250	-0.99	2	-3.13	3	CONCRETE
FLOOR	3	-20	3	51	0.013	22	3	6	304	11	358	260	-0.99	2	-4.46	3	CONCRETE
FLOOR	3	-24	3	51	0.013	22	3	6	281	11	324	240	-0.99	2	-0.47	3	CONCRETE
FLOOR	5	-24	4	51	0.008	22	6	6	277	11	339	240	-0.99	2	4.84	3	CONCRETE

## Blairsville Point Survey Form #003

Survey Serial #:	03-004
Survey Section:	3
Survey Unit:	3
Survey Sub-unit:	1

Alpha Survey Instruments				
Inst. S/N	Inst. Code	Eff. %	Corr. Fac.	Bkg. CPM
1510	6	20.8	4.81	1


Beta Survey Instruments				
Inst. S/N	Inst. Code	Eff. %	Corr. Fac.	Bkg. CPM
1593	11	36.3	2.75	238

Gamma or Beta/Gamma Instruments			
Inst. S/N	Inst. Code	Bkg.	Detection Type
142	51	3	Gamma
1522	22	0.012	Beta / Gamma

Classification:	4
Survey Type:	LOWER

Alpha Counting Instruments				
Inst. S/N	Inst. Code	Eff. %	Corr. Fac.	Bkg. CPM
13295	2	33.96	2.94	0.34

Beta Counting Instruments				
Inst. S/N	Inst. Code	Eff. %	Corr. Fac.	Bkg. CPM
13295	3	37.6	2.66	1.68

Surveyor:	V.TAYLOR/J.SHOEMAKER
Signature:	

Surface Description	Coordinates		Gamma at 1m	Gamma Inst.	Beta/Gamma Contact	Beta/Gamma Code	Contact Gross 1 min. Count	Alpha Inst. Code	Contact Gross 1 min. Count	Beta Inst. Code	Scan Contact Gross CPM		Removable DPM/100 cm2	Alpha Count Code	Removable DPM/100 cm2	Beta Count Code	Comments
	X	Y	uR/hr	Code	mR/hr	Code	Alpha	Beta	Code	Max Beta	Avg Beta	Alpha	Beta	Beta			
FLOOR	5	-27	4	51	0.009	22	1	6	293	11	296	220	0.48	2	-1.80	3	CONCRETE
FLOOR	16.5	-12	4	51	0.009	22	4	6	273	11	336	260	-0.99	2	-0.47	3	CONCRETE
FLOOR	19	-7	3	51	0.014	22	6	6	326	11	357	260	0.48	2	-3.13	3	CONCRETE
FLOOR	19	-11	3	51	0.008	22	3	6	280	11	358	270	0.48	2	2.18	3	CONCRETE
FLOOR	19	-15	4	51	0.007	22	3	6	301	11	343	260	-0.99	2	-3.13	3	CONCRETE
FLOOR	19	-19	3	51	0.009	22	3	6	258	11	393	280	-0.99	2	3.51	3	CONCRETE
FLOOR	19	-30	3	51	0.006	22	1	6	297	11	346	280	-0.99	2	0.85	3	CONCRETE
FLOOR	19	-35	3	51	0.014	22	1	6	300	11	429	290	0.48	2	-1.80	3	CONCRETE
FLOOR	20	-39	4	51	0.018	22	4	6	281	11	340	250	1.96	2	0.85	3	CONCRETE
FLOOR	20	-50	3	51	0.006	22	1	6	254	11	318	260	1.96	2	-0.47	3	CONCRETE
FLOOR	20	-65	4	51	0.006	22	0	6	251	11	342	260	0.48	2	3.51	3	CONCRETE
FLOOR	14	-68	3	51	0.015	22	2	6	290	11	367	280	0.48	2	-3.13	3	CONCRETE
FLOOR	17	-117	4	51	0.021	22	1	6	242	11	328	250	-0.99	2	2.18	3	CONCRETE
FLOOR	5	-117	3	51	0.01	22	2	6	257	11	312	260		2		3	CONCRETE

# Blairsville Point Survey Form #003

Survey Serial #:	03-005
------------------	--------

Survey Section:	3
-----------------	---

Survey Unit:	2
--------------	---

Survey Sub-unit:	1
------------------	---

Classification:	4
-----------------	---

Survey Type:	LOWER
--------------	-------

Survey Date:	6/20/95
--------------	---------

Count Date:	9/7/95
-------------	--------


Alpha Survey Instruments				
Inst. S/N	Inst. Code	Eff. %	Corr. Fac.	Bkg. CPM
1510	6	20.8	4.81	0

Beta Survey Instruments				
Inst. S/N	Inst. Code	Eff. %	Corr. Fac.	Bkg. CPM
1593	11	36.3	2.75	273

Gamma or Beta/Gamma Instruments			
Inst. S/N	Inst. Code	Bkg.	Detection Type
142	51	3	Gamma
1522	22	0.013	Beta / Gamma

Alpha Counting Instruments				
Inst. S/N	Inst. Code	Eff. %	Corr. Fac.	Bkg. CPM
13295	2	33.96	2.94	0.34

Beta Counting Instruments				
Inst. S/N	Inst. Code	Eff. %	Corr. Fac.	Bkg. CPM
13295	3	37.6	2.66	1.68

Surveyor:	V.TAYLOR
Signature:	

Surface Description	Coordinates		Gamma at 1m	Gamma Inst.	Beta/Gamma Contact	Beta/Gamma Code	Contact Gross 1 min. Count	Alpha Inst. Code	Contact Gross 1 min. Count	Beta Inst. Code	Scan Contact Gross CPM		Removable DPM/100 cm2	Alpha Count	Removable DPM/100 cm2	Beta Count	Comments
	X	Y	uR/hr	Code	mR/hr	Code	Alpha	Code	Beta	Code	Max Beta	Avg Beta	Alpha	Code	Beta	Code	
	FLOOR	2	-5	3	51	0.018	22	2	6	334	11	387	290	-0.99	2	0.85	
FLOOR	4	-11	4	51	0.012	22	1	6	300	11	396	310	-0.99	2	-1.80	3	CONCRETE
FLOOR	2	-20	2	51	0.007	22	0	6	180	11	240	190	-0.99	2	-1.80	3	METAL
FLOOR	2	-25	3	51	0.023	22	1	6	276	11	305	240	0.48	2	-3.13	3	CONCRETE
FLOOR	4	-26	3	51	0.007	22	3	6	305	11	373	280	-0.99	2	-1.80	3	CONCRETE
FLOOR	4	-34	3	51	0.009	22	3	6	289	11	412	280	-0.99	2	-0.47	3	CONCRETE
FLOOR	4	-39	3	51	0.015	22	3	6	293	11	355	240	-0.99	2	0.85	3	CONCRETE
FLOOR	10	-35	4	51	0.012	22	0	6	309	11	335	280	-0.99	2	0.85	3	CONCRETE
FLOOR	10	-39	4	51	0.01	22	5	6	240	11	342	230	-0.99	2	-1.80	3	CONCRETE
FLOOR	10	-43	3	51	0.009	22	1	6	288	11	394	280	-0.99	2	-0.47	3	CONCRETE
FLOOR	9	-45	3	51	0.009	22	3	6	271	11	309	240	0.48	2	0.85	3	CONCRETE
FLOOR	9	-51	3	51	0.006	22	2	6	278	11	342	270	-0.99	2	3.51	3	CONCRETE
FLOOR	7	-56	4	51	0.01	22	1	6	263	11	321	240	0.48	2	-0.47	3	CONCRETE
FLOOR	7	-60	4	51	0.013	22	1	6	309	11	345	250	-0.99	2	2.18	3	CONCRETE
FLOOR	7	-69	4	51	0.014	22	2	6	260	11	290	250	-0.99	2	-0.47	3	CONCRETE
FLOOR	3	-69	3	51	0.014	22	6	6	268	11	277	230	0.48	2	-0.47	3	CONCRETE
FLOOR	6	-75	3	51	0.015	22	6	6	330	11	350	260	-0.99	2	-0.47	3	CONCRETE
FLOOR	7	-81	4	51	0.014	22	3	6	269	11	350	260	-0.99	2	0.85	3	CONCRETE
FLOOR	10	-81	4	51	0.01	22	3	6	310	11	372	290	-0.99	2	-3.13	3	CONCRETE
FLOOR	7	-90	3	51	0.009	22	3	6	278	11	368	270	0.48	2	-1.80	3	CONCRETE
FLOOR	7	-94	3	51	0.013	22	3	6	284	11	298	240	0.48	2	2.18	3	CONCRETE
FLOOR	4	-118	3	51	0.01	22	3	6	251	11	316	260	-0.99	2	3.51	3	CONCRETE
FLOOR	12	-118	3	51	0.015	22	1	6	280	11	443	300	-0.99	2	-3.13	3	CONCRETE
FLOOR	16	-118	3	51	0.011	22	5	6	294	11	403	280	-0.99	2	-3.13	3	CONCRETE
FLOOR	16	-113	3	51	0.01	22	2	6	318	11	395	280	-0.99	2	-4.46	3	CONCRETE
FLOOR	16	-109	3	51	0.009	22	1	6	302	11	350	260	-0.99	2	-3.13	3	CONCRETE

## Blairsville Point Survey Form #003

Survey Serial #: 03-005

Survey Section: 3

Survey Unit: 2

Survey Sub-unit: 1

Classification: 4

Survey Type: LOWER

Survey Date: 6/20/95

Count Date: 9/7/95


Alpha Survey Instruments				
Inst. S/N	Inst. Code	Eff. %	Corr. Fac.	Bkg. CPM
1510	6	20.8	4.81	0

Beta Survey Instruments				
Inst. S/N	Inst. Code	Eff. %	Corr. Fac.	Bkg. CPM
1593	11	36.3	2.75	273

Gamma or Beta/Gamma Instruments			
Inst. S/N	Inst. Code	Bkg.	Detection Type
142	51	3	Gamma
1522	22	0.013	Beta / Gamma

Alpha Counting Instruments				
Inst. S/N	Inst. Code	Eff. %	Corr. Fac.	Bkg. CPM
13295	2	33.96	2.94	0.34

Beta Counting Instruments				
Inst. S/N	Inst. Code	Eff. %	Corr. Fac.	Bkg. CPM
13295	3	37.6	2.66	1.68

Surveyor: V. TAYLOR  
 Signature: 

Surface Description	Coordinates		Gamma at 1m	Gamma Inst.	Beta/Gamma Contact	Beta/Gamma Code	Contact Gross 1 min. Count	Alpha Inst. Code	Contact Gross 1 min. Count	Beta Inst. Code	Scan Contact Gross CPM		Removable DPM/100 cm2	Alpha Count Code	Removable DPM/100 cm2	Beta Count Code	Comments
	X	Y	uR/hr	Code	mR/hr	Code	Alpha	Code	Beta	Code	Max Beta	Avg Beta	Alpha	Code	Beta	Code	
	FLOOR	16	-103	3	51	0.009	22	7	6	331	11	369	310	0.48	2	3.51	
FLOOR	16	-95	4	51	0.007	22	4	6	264	11	343	250	-0.99	2	-0.47	3	CONCRETE
FLOOR	16	-87	3	51	0.015	22	1	6	305	11	398	270	0.48	2	-1.80	3	CONCRETE
FLOOR	16	-79	4	51	0.013	22	3	6	303	11	394	280	-0.99	2	3.51	3	CONCRETE
FLOOR	16	-73	3	51	0.011	22	2	6	251	11	315	250	-0.99	2	-4.46	3	CONCRETE
FLOOR	16	-67	4	51	0.013	22	3	6	315	11	318	250	-0.99	2	3.51	3	CONCRETE
FLOOR	16	-62	3	51	0.013	22	1	6	298	11	354	260	-0.99	2	-0.47	3	CONCRETE
FLOOR	16	-54	3	51	0.008	22	2	6	276	11	346	270	-0.99	2	4.84	3	CONCRETE
FLOOR	16	-45	3	51	0.011	22	3	6	250	11	265	240	-0.99	2	-1.80	3	CONCRETE
FLOOR	18	-35	3	51	0.013	22	5	6	304	11	345	260	0.48	2	-0.47	3	CONCRETE
FLOOR	14	-35	3	51	0.01	22	3	6	325	11	347	270	0.48	2	2.18	3	CONCRETE
FLOOR	18	-20	3	51	0.013	22	1	6	278	11	340	240	-0.99	2	2.18	3	CONCRETE
FLOOR	19	-8	3	51	0.018	22	4	6	391	11	398	270	0.48	2	-1.80	3	CONCRETE
FLOOR	19	-2	4	51	0.014	22	5	6	326	11	326	290	-0.99	2	-1.80	3	CONCRETE

## Blairsville Point Survey Form #003

Survey Serial #:	03-006
Survey Section:	3
Survey Unit:	1
Survey Sub-unit:	1

Alpha Survey Instruments				
Inst. S/N	Inst. Code	Eff. %	Corr. Fac.	Bkg. CPM
1510	6	20.8	4.81	2


Beta Survey Instruments				
Inst. S/N	Inst. Code	Eff. %	Corr. Fac.	Bkg. CPM
1593	11	36.3	2.75	203

Gamma or Beta/Gamma Instruments			
Inst. S/N	Inst. Code	Bkg.	Detection Type
142	51	3	Gamma
1522	22	0.009	Beta / Gamma

Classification:	4
Survey Type:	LOWER

Alpha Counting Instruments				
Inst. S/N	Inst. Code	Eff. %	Corr. Fac.	Bkg. CPM
13295	2	33.96	2.94	0.34

Beta Counting Instruments				
Inst. S/N	Inst. Code	Eff. %	Corr. Fac.	Bkg. CPM
13295	3	37.6	2.66	1.68

Surveyor:	V.TAYLOR/J.GEMZA
Signature:	

Surface Description	Coordinates		Gamma at 1m	Gamma Inst.	Beta/Gamma Contact	Beta/Gamma	Contact Gross 1 min. Count	Alpha Inst.	Contact Gross 1 min. Count	Beta Inst.	Scan Contact Gross CPM		Removable DPM/100 cm2	Alpha Count	Removable DPM/100 cm2	Beta Count	Comments
	X	Y	uR/hr	Code	mR/hr	Code	Alpha	Code	Beta	Code	Max Beta	Avg Beta	Alpha	Beta	Code		
FLOOR	1	-2	4	51	0.011	22	2	6	246	11	325	230	-0.99	2	-0.47	3	PAINTED CONCRETE
FLOOR	1	-4	3	51	0.012	22	3	6	276	11	357	260	-0.99	2	-3.13	3	PAINTED CONCRETE
FLOOR	1	-7	3	51	0.012	22	3	6	280	11	300	210	-0.99	2	-3.13	3	PAINTED CONCRETE
FLOOR	1	-9	4	51	0.011	22	0	6	258	11	274	230	-0.99	2	0.85	3	PAINTED CONCRETE
FLOOR	1	-11	5	51	0.011	22	4	6	259	11	333	240	-0.99	2	-1.80	3	PAINTED CONCRETE
FLOOR	1	-13	4	51	0.016	22	3	6	264	11	301	230	-0.99	2	-0.47	3	PAINTED CONCRETE
FLOOR	1	-15	4	51	0.013	22	0	6	243	11	330	240	1.96	2	0.85	3	PAINTED CONCRETE
FLOOR	3.5	-6	3	51	0.01	22	2	6	250	11	320	230	-0.99	2	-1.80	3	PAINTED CONCRETE
FLOOR	3.5	-4	4	51	0.013	22	1	6	235	11	362	240	-0.99	2	0.85	3	PAINTED CONCRETE
FLOOR	3.5	-2	4	51	0.065	22	0	6	252	11	373	230	-0.99	2	0.85	3	PAINTED CONCRETE
FLOOR	5.5	-6	3	51	0.011	22	3	6	274	11	266	220	-0.99	2	-0.47	3	PAINTED CONCRETE
FLOOR	9.5	-4	4	51	0.012	22	1	6	259	11	298	250	-0.99	2	-3.13	3	PAINTED CONCRETE
FLOOR	9.5	-2	3	51	0.013	22	2	6	222	11	326	240	0.48	2	-3.13	3	PAINTED CONCRETE
FLOOR	13	-2	4	51	0.012	22	1	6	264	11	291	220	0.48	2	-0.47	3	PAINTED CONCRETE
FLOOR	13	-4	3	51	0.014	22	2	6	216	11	305	230	-0.99	2	-0.47	3	PAINTED CONCRETE
FLOOR	13	-6	3	51	0.082	22	0	6	233	11	370	240	-0.99	2	-3.13	3	PAINTED CONCRETE
FLOOR	13	-8	3	51	0.012	22	4	6	266	11	339	230	-0.99	2	-0.47	3	PAINTED CONCRETE
FLOOR	13	-10	4	51	0.011	22	1	6	274	11	319	250	-0.99	2	-3.13	3	PAINTED CONCRETE
FLOOR	13	-12	3	51	0.01	22	3	6	277	11	359	260	-0.99	2	0.85	3	PAINTED CONCRETE
FLOOR	13	-14	4	51	0.098	22	1	6	276	11	298	240	-0.99	2	-4.46	3	PAINTED CONCRETE

## Blairsville Point Survey Form #003

Survey Serial #:	03-007
Survey Section:	3
Survey Unit:	1
Survey Sub-unit:	1

Alpha Survey Instruments				
Inst. S/N	Inst. Code	Eff. %	Corr. Fac.	Bkg. CPM
1510	6	20.8	4.81	1


Beta Survey Instruments				
Inst. S/N	Inst. Code	Eff. %	Corr. Fac.	Bkg. CPM
1593	11	36.3	2.75	177

Gamma or Beta/Gamma Instruments			
Inst. S/N	Inst. Code	Bkg.	Detection Type
142	51	3	Gamma
1522	22	0.009	Beta / Gamma

Classification:	4
Survey Type:	LOWER

Alpha Counting Instruments				
Inst. S/N	Inst. Code	Eff. %	Corr. Fac.	Bkg. CPM
13295	2	33.96	2.94	0.34

Beta Counting Instruments				
Inst. S/N	Inst. Code	Eff. %	Corr. Fac.	Bkg. CPM
13295	3	37.6	2.66	1.68

Surveyor:	V.TAYLOR/J.GEMZA
Signature:	

Surface Description	Coordinates		Gamma at 1m	Gamma Inst.	Beta/Gamma Contact	Beta/Gamma	Contact Gross 1 min. Count	Alpha Inst.	Contact Gross 1 min. Count	Beta Inst.	Scan Contact Gross CPM		Removable DPM/100 cm2	Alpha Count	Removable DPM/100 cm2	Beta Count	Comments
	X	Y	uR/hr	Code	mR/hr	Code	Alpha	Code	Beta	Code	Max Beta	Avg Beta	Alpha	Code	Beta	Code	
FLOOR	15	-2	3	51	0.009	22	1	6	256	11	380	240	0.48	2	-1.80	3	PAINTED CONCRETE
FLOOR	15	-4	3	51	0.013	22	1	6	231	11	360	240	-0.99	2	2.18	3	PAINTED CONCRETE
FLOOR	15	-6	3	51	0.049	22	2	6	259	11	371	260	1.96	2	3.51	3	PAINTED CONCRETE
FLOOR	15	-8	3	51	0.013	22	0	6	280	11	383	260	-0.99	2	-0.47	3	PAINTED CONCRETE
FLOOR	17	-2	4	51	0.013	22	2	6	266	11	350	250	-0.99	2	2.18	3	PAINTED CONCRETE
FLOOR	19	-2	4	51	0.073	22	2	6	298	11	383	270	1.96	2	3.51	3	PAINTED CONCRETE
FLOOR	23	-2	3	51	0.011	22	1	6	274	11	348	260	0.48	2	-3.13	3	PAINTED CONCRETE
FLOOR	23	-4	4	51	0.001	22	0	6	262	11	370	260	1.96	2	0.85	3	PAINTED CONCRETE
FLOOR	23	-6	3	51	0.011	22	0	6	270	11	343	250	-0.99	2	-3.13	3	PAINTED CONCRETE
FLOOR	29	-1	4	51	0.012	22	3	6	256	11	320	220	0.48	2	-1.80	3	PAINTED CONCRETE
FLOOR	32	-3	4	51	0.016	22	4	6	189	11	364	210	0.48	2	4.84	3	PAINTED CONCRETE
FLOOR	32	-5	3	51	0.015	22	0	6	199	11	344	230	-0.99	2	-1.80	3	PAINTED CONCRETE
FLOOR	35	-2	3	51	0.09	22	0	6	183	11	321	220	0.48	2	-0.47	3	PAINTED CONCRETE
FLOOR	35	-6	3	51	0.011	22	3	6	195	11	299	210	3.43	2	4.84	3	PAINTED CONCRETE
FLOOR	36	-10	4	51	0.098	22	1	6	251	11	278	230	-0.99	2	-1.80	3	PAINTED CONCRETE

## Blairsville Point Survey Form #003

Survey Serial #:	03-008
Survey Section:	3
Survey Unit:	4
Survey Sub-unit:	1

Alpha Survey Instruments				
Inst.	Inst.		Corr.	Bkg.
S/N	Code	Eff. %	Fac.	CPM
1510	6	20.8	4.81	0


Beta Survey Instruments				
Inst.	Inst.		Corr.	Bkg.
S/N	Code	Eff. %	Fac.	CPM
1593	11	36.3	2.75	185

Gamma or Beta/Gamma Instruments			
Inst.	Inst.		Detection
S/N	Code	Bkg.	Type
234	23	5	Gamma
1522	22	0.01	Beta / Gamma

Classification:	4
Survey Type:	LOWER

Alpha Counting Instruments				
Inst.	Inst.		Corr.	Bkg.
S/N	Code	Eff. %	Fac.	CPM
13295	2	33.96	2.94	0.34

Beta Counting Instruments				
Inst.	Inst.		Corr.	Bkg.
S/N	Code	Eff. %	Fac.	CPM
13295	3	37.6	2.66	1.68

Surveyor:	V. TAYLOR/J. GEMZA
Signature:	

Surface Description	Coordinates		Gamma at 1m	Gamma Inst.	Beta/Gamma Contact	Beta/Gamma	Contact Gross 1 min. Count	Alpha Inst.	Contact Gross 1 min. Count	Beta Inst.	Scan Contact Gross CPM		Removable DPM/100 cm2	Alpha Count	Removable DPM/100 cm2	Beta Count	Comments
	X	Y	uR/hr	Code	mR/hr	Code	Alpha	Code	Beta	Code	Max Beta	Avg Beta	Alpha	Code	Beta	Code	
FLOOR	1	-6	5	23	0.005	22	1	6	220	11	294	210	-0.99	2	-1.80	3	CARPET TILE
FLOOR	2	-2	5	23	0.009	22	1	6	170	11	281	190	-0.99	2	-3.13	3	CARPET TILE
FLOOR	4	-2	5	23	0.012	22	2	6	214	11	262	190	0.48	2	-3.13	3	CARPET TILE
FLOOR	4.5	-6	5	23	0.015	22	0	6	217	11	324	200	1.96	2	0.85	3	CARPET TILE



## Blairsville Point Survey Form #003

Survey Serial #:	03-009
------------------	--------

Survey Section:	3
-----------------	---

Survey Unit:	4
--------------	---

Survey Sub-unit:	2
------------------	---

Classification:	4
-----------------	---

Survey Type:	LOWER
--------------	-------

Survey Date:	6/28/95
--------------	---------

Count Date:	9/11/95
-------------	---------

Alpha Survey Instruments				
Inst. S/N	Inst. Code	Eff. %	Corr. Fac.	Bkg. CPM
1510	6	20.8	4.81	1


Beta Survey Instruments				
Inst. S/N	Inst. Code	Eff. %	Corr. Fac.	Bkg. CPM
1593	11	36.3	2.75	180

Gamma or Beta/Gamma Instruments			
Inst. S/N	Inst. Code	Bkg.	Detection Type
234	23	6	Gamma
1522	22	0.014	Beta / Gamma

Alpha Counting Instruments				
Inst. S/N	Inst. Code	Eff. %	Corr. Fac.	Bkg. CPM
13295	2	33.96	2.94	0.34

Beta Counting Instruments				
Inst. S/N	Inst. Code	Eff. %	Corr. Fac.	Bkg. CPM
13295	3	37.6	2.66	1.68

Surveyor:	V.TAYLOR/J.GEMZA
-----------	------------------

Signature: 

Surface Description	Coordinates		Gamma at 1m	Gamma Inst.	Beta/Gamma Contact	Beta/Gamma Code	Contact Gross 1 min. Count	Alpha Inst.	Contact Gross 1 min. Count	Beta Inst.	Scan Contact Gross CPM		Removable DPM/100 cm2	Alpha Count	Removable DPM/100 cm2	Beta Count	Comments
	X	Y	uR/hr	Code	mR/hr	Code	Alpha	Code	Beta	Code	Max Beta	Avg Beta	Alpha	Code	Beta	Code	
FLOOR	4	-1	6	23	0.006	22	3	6	197	11	287	170	3.43	2	-1.80	3	VINYL
FLOOR	0.5	-2	6	23	0.007	22	1	6	226	11	301	230	-0.99	2	-0.47	3	VINYL
FLOOR	0.5	-6	6	23	0.009	22	0	6	214	11	271	200	-0.99	2	-0.47	3	VINYL
FLOOR	0.5	-10	7	23	0.012	22	0	6	205	11	245	170	1.96	2	6.17	3	VINYL

## Blairsville Point Survey Form #003

Survey Serial #:	03-010
------------------	--------

Survey Section:	3
-----------------	---

Survey Unit:	4
--------------	---

Survey Sub-unit:	3
------------------	---

Classification:	4
-----------------	---

Survey Type:	LOWER
--------------	-------

Survey Date:	6/28/95
--------------	---------

Count Date:	9/11/95
-------------	---------

Alpha Survey Instruments				
Inst.	Inst.		Corr.	Bkg.
S/N	Code	Eff. %	Fac.	CPM
1510	6	20.8	4.81	1

Beta Survey Instruments				
Inst.	Inst.		Corr.	Bkg.
S/N	Code	Eff. %	Fac.	CPM
1593	11	36.3	2.75	395

Gamma or Beta/Gamma Instruments			
Inst.	Inst.		Detection
S/N	Code	Bkg.	Type
234	23	8	Gamma
1522	22	0.016	Beta / Gamma

Alpha Counting Instruments				
Inst.	Inst.		Corr.	Bkg.
S/N	Code	Eff. %	Fac.	CPM
13295	2	33.96	2.94	0.34

Beta Counting Instruments				
Inst.	Inst.		Corr.	Bkg.
S/N	Code	Eff. %	Fac.	CPM
13295	3	37.6	2.66	1.68

Surveyor:	V. TAYLOR/J. GEMZA
-----------	--------------------

Signature: 

Surface Description	Coordinates		Gamma at 1m	Gamma Inst.	Beta/Gamma Contact	Beta/Gamma Code	Contact Gross 1 min. Count	Alpha Inst. Code	Contact Gross 1 min. Count	Beta Inst. Code	Scan Contact Gross CPM		Removable DPM/100 cm2	Alpha Count Code	Removable DPM/100 cm2	Beta Count Code	Comments
	X	Y	uR/hr	Code	mR/hr	Code	Alpha	Code	Beta	Code	Max Beta	Avg Beta	Alpha	Code	Beta	Code	
FLOOR	1	-1.5	9	23	0.018	22	2	6	409	11	454	380	-0.99	2	-0.47	3	CERAMIC TILE
SOUTH WALL	1	1	N/A	N/A	N/A	N/A	13	6	486	11	496	380	0.48	2	0.85	3	CERAMIC TILE

## Blairsville Point Survey Form #003

Survey Serial #:	03-011
Survey Section:	3
Survey Unit:	4
Survey Sub-unit:	4

Alpha Survey Instruments				
Inst. S/N	Inst. Code	Eff. %	Corr. Fac.	Bkg. CPM
1510	6	20.8	4.81	1


Beta Survey Instruments				
Inst. S/N	Inst. Code	Eff. %	Corr. Fac.	Bkg. CPM
1593	11	36.3	2.75	346

Gamma or Beta/Gamma Instruments			
Inst. S/N	Inst. Code	Bkg.	Detection Type
234	23	8	Gamma
1522	22	0.013	Beta / Gamma

Classification:	4
Survey Type:	LOWER
Survey Date:	6/28/95
Count Date:	9/11/95

Alpha Counting Instruments				
Inst. S/N	Inst. Code	Eff. %	Corr. Fac.	Bkg. CPM
13295	2	33.96	2.94	0.34

Beta Counting Instruments				
Inst. S/N	Inst. Code	Eff. %	Corr. Fac.	Bkg. CPM
13295	3	37.6	2.66	1.68

Surveyor:	V.TAYLOR/J.GEMZA
Signature:	

Surface Description	Coordinates		Gamma at 1m	Gamma Inst.	Beta/Gamma Contact	Beta/Gamma Code	Contact Gross 1 min. Count	Alpha Inst. Code	Contact Gross 1 min. Count	Beta Inst. Code	Scan Contact Gross CPM		Removable DPM/100 cm2	Alpha Count Code	Removable DPM/100 cm2	Beta Count Code	Comments
	X	Y	uR/hr	Code	mR/hr	Code	Alpha	Beta	Code	Code	Max Beta	Avg Beta	Alpha	Beta	Beta		
FLOOR	1	-1	8	23	0.016	22	2	6	418	11	527	430	1.96	2	0.85	3	CERAMIC TILE
NORTH WALL	2	1.5	N/A	N/A	N/A	N/A	17	6	505	11	661	510	0.48	2	-1.80	3	NORTH WALL

## Blairsville Point Survey Form #003

Survey Serial #:	03-012
------------------	--------

Survey Section:	3
-----------------	---

Survey Unit:	4
--------------	---

Survey Sub-unit:	5
------------------	---

Classification:	4
-----------------	---

Survey Type:	LOWER
--------------	-------

Survey Date:	6/28/95
--------------	---------

Count Date:	9/11/95
-------------	---------

Alpha Survey Instruments				
Inst.	Inst.		Corr.	Bkg.
S/N	Code	Eff. %	Fac.	CPM
1510	6	20.8	4.81	0

Beta Survey Instruments				
Inst.	Inst.		Corr.	Bkg.
S/N	Code	Eff. %	Fac.	CPM
1593	11	36.3	2.75	246

Gamma or Beta/Gamma Instruments			
Inst.	Inst.		Detection
S/N	Code	Bkg.	Type
234	23	8	Gamma
1522	22	0.01	Beta / Gamma

Alpha Counting Instruments				
Inst.	Inst.		Corr.	Bkg.
S/N	Code	Eff. %	Fac.	CPM
13295	2	33.96	2.94	0.34

Beta Counting Instruments				
Inst.	Inst.		Corr.	Bkg.
S/N	Code	Eff. %	Fac.	CPM
13295	3	37.6	2.66	1.68

Surveyor:	V.TAYLOR/J.GEMZA
-----------	------------------

Signature: 

Surface Description	Coordinates		Gamma at 1m	Gamma Inst.	Beta/Gamma Contact	Beta/ Gamma	Contact Gross 1 min. Count	Alpha Inst.	Contact Gross 1 min. Count	Beta Inst.	Scan Contact Gross CPM		Removable DPM/100 cm2	Alpha Count	Removable DPM/100 cm2	Beta Count	Comments
	X	Y	uR/hr	Code	mR/hr	Code	Alpha	Code	Beta	Code	Max Beta	Avg Beta	Alpha	Code	Beta	Code	
FLOOR	0.5	-1	9	23	0.015	22	3	6	394	11	485	340	1.96	2	-1.80	3	CERAMIC TILE
FLOOR	-0.5	-3	8	23	0.014	22	7	6	708	11	745	670	-0.99	2	-1.80	3	CERAMIC TILE
FLOOR	0.5	-5	8	23	0.018	22	4	6	638	11	746	610	-0.99	2	-0.47	3	CERAMIC TILE
FLOOR	0.5	-7	7	23	0.015	22	9	6	644	11	679	570	-0.99	2	3.51	3	CERAMIC TILE
EAST WALL	2	1	N/A	N/A	N/A	N/A	1	6	234	11	320	230	3.43	2	4.84	3	PAINTED BLOCK
EAST WALL	4	1	N/A	N/A	N/A	N/A	2	6	250	11	284	220	-0.99	2	-0.47	3	PAINTED BLOCK

## Blairsville Point Survey Form #003

Survey Serial #:	03-013
------------------	--------

Survey Section:	3
-----------------	---

Survey Unit:	4
--------------	---

Survey Sub-unit:	6
------------------	---

Classification:	4
-----------------	---

Survey Type:	LOWER
--------------	-------

Survey Date:	6/28/95
--------------	---------

Count Date:	9/11/95
-------------	---------

Alpha Survey Instruments				
Inst. S/N	Inst. Code	Eff. %	Corr. Fac.	Bkg. CPM
1510	6	20.8	4.81	1

Beta Survey Instruments				
Inst. S/N	Inst. Code	Eff. %	Corr. Fac.	Bkg. CPM
1593	11	36.3	2.75	218

Gamma or Beta/Gamma Instruments			
Inst. S/N	Inst. Code	Bkg.	Detection Type
234	23	5	Gamma
1522	22	0.006	Beta / Gamma

Alpha Counting Instruments				
Inst. S/N	Inst. Code	Eff. %	Corr. Fac.	Bkg. CPM
13295	2	33.96	2.94	0.34

Beta Counting Instruments				
Inst. S/N	Inst. Code	Eff. %	Corr. Fac.	Bkg. CPM
13295	3	37.6	2.66	1.68

Surveyor:	V.TAYLOR/J.GEMZA
-----------	------------------

Signature: 

Surface Description	Coordinates		Gamma at 1m	Gamma Inst.	Beta/Gamma Contact	Beta/Gamma Code	Contact Gross 1 min. Count	Alpha Inst. Code	Contact Gross 1 min. Count	Beta Inst. Code	Scan Contact Gross CPM		Removable DPM/100 cm2	Alpha Count Code	Removable DPM/100 cm2	Beta Count Code	Comments
	X	Y	uR/hr	Code	mR/hr	Code	Alpha	Beta	Code	Code	Max Beta	Avg Beta	Alpha	Beta	Code		
FLOOR	1	-0.5	5	23	0.009	22	0	6	203	11	272	190	-0.99	2	2.18	3	TILE

## Blairsville Point Survey Form #003

Survey Serial #:	03-014
------------------	--------

Survey Section:	3
-----------------	---

Survey Unit:	4
--------------	---

Survey Sub-unit:	8
------------------	---

Classification:	4
-----------------	---

Survey Type:	LOWER
--------------	-------

Survey Date:	6/28/95
--------------	---------

Count Date:	9/11/95
-------------	---------

Alpha Survey Instruments				
Inst. S/N	Inst. Code	Eff. %	Corr. Fac.	Bkg. CPM
1510	6	20.8	4.81	3


Beta Survey Instruments				
Inst. S/N	Inst. Code	Eff. %	Corr. Fac.	Bkg. CPM
1593	11	36.3	2.75	214

Gamma or Beta/Gamma Instruments			
Inst. S/N	Inst. Code	Bkg.	Detection Type
234	23	5	Gamma
1522	22	0.009	Beta / Gamma

Alpha Counting Instruments				
Inst. S/N	Inst. Code	Eff. %	Corr. Fac.	Bkg. CPM
13295	2	33.96	2.94	0.34

Beta Counting Instruments				
Inst. S/N	Inst. Code	Eff. %	Corr. Fac.	Bkg. CPM
13295	3	37.6	2.66	1.68

Surveyor:	V.TAYLOR/J.GEMZA
-----------	------------------

Signature: 

Surface Description	Coordinates		Gamma at 1m	Gamma Inst.	Beta/Gamma Contact	Beta/Gamma	Contact Gross 1 min. Count	Alpha Inst.	Contact Gross 1 min. Count	Beta Inst.	Scan Contact Gross CPM		Removable DPM/100 cm2	Alpha Count	Removable DPM/100 cm2	Beta Count	Comments
	X	Y	uR/hr	Code	mR/hr	Code	Alpha	Code	Beta	Code	Max Beta	Avg Beta	Alpha	Code	Beta	Code	
FLOOR	2	-2	5	23	0.013	22	0	6	220	11	302	210	0.48	2	0.85	3	CARPET

## Blairsville Point Survey Form #003

Survey Serial #:	03-015
Survey Section:	3
Survey Unit:	4
Survey Sub-unit:	9

Alpha Survey Instruments				
Inst. S/N	Inst. Code	Eff. %	Corr. Fac.	Bkg. CPM
1510	6	20.8	4.81	0


Beta Survey Instruments				
Inst. S/N	Inst. Code	Eff. %	Corr. Fac.	Bkg. CPM
1593	11	36.3	2.75	216

Gamma or Beta/Gamma Instruments			
Inst. S/N	Inst. Code	Bkg.	Detection Type
234	23	6	Gamma
1522	22	0.018	Beta / Gamma

Classification:	4
Survey Type:	LOWER

Alpha Counting Instruments				
Inst. S/N	Inst. Code	Eff. %	Corr. Fac.	Bkg. CPM
13295	2	33.96	2.94	0.34

Beta Counting Instruments				
Inst. S/N	Inst. Code	Eff. %	Corr. Fac.	Bkg. CPM
13295	3	37.6	2.66	1.68

Surveyor:	V.TAYLOR/J.GEMZA
Signature:	

Surface Description	Coordinates		Gamma at 1m	Gamma Inst.	Beta/Gamma Contact	Beta/Gamma Code	Contact Gross 1 min. Count	Alpha Inst. Code	Contact Gross 1 min. Count	Beta Inst. Code	Scan Contact Gross CPM		Removable DPM/100 cm2	Alpha Count	Removable DPM/100 cm2	Beta Count	Comments
	X	Y	uR/hr	Code	mR/hr	Code	Alpha	Beta	Code	Code	Max Beta	Avg Beta	Alpha	Code	Beta	Code	
FLOOR	1.5	-1	6	23	0.016	22	3	6	245	11	274	190	-0.99	2	-0.47	3	CARPET
FLOOR	1.5	-2.5	6	23	0.012	22	0	6	233	11	316	220	0.48	2	2.18	3	CARPET

## Blairsville Point Survey Form #003

Survey Serial #:	03-016
------------------	--------

Survey Section:	3
-----------------	---

Survey Unit:	4
--------------	---

Survey Sub-unit:	10
------------------	----

Classification:	4
-----------------	---

Survey Type:	LOWER
--------------	-------

Survey Date:	6/28/95
--------------	---------

Count Date:	9/11/95
-------------	---------

Alpha Survey Instruments				
Inst. S/N	Inst. Code	Eff. %	Corr. Fac.	Bkg. CPM
1510	6	20.8	4.81	1


Beta Survey Instruments				
Inst. S/N	Inst. Code	Eff. %	Corr. Fac.	Bkg. CPM
1593	11	36.3	2.75	269

Gamma or Beta/Gamma Instruments			
Inst. S/N	Inst. Code	Bkg.	Detection Type
234	23	7	Gamma
1522	22	0.009	Beta / Gamma

Alpha Counting Instruments				
Inst. S/N	Inst. Code	Eff. %	Corr. Fac.	Bkg. CPM
13295	2	33.96	2.94	0.34

Beta Counting Instruments				
Inst. S/N	Inst. Code	Eff. %	Corr. Fac.	Bkg. CPM
13295	3	37.6	2.66	1.68

Surveyor:	V.TAYLOR/J.GEMZA
-----------	------------------

Signature: 

Surface Description	Coordinates		Gamma at 1m	Gamma Inst.	Beta/Gamma Contact	Beta/Gamma	Contact Gross 1 min. Count	Alpha Inst.	Contact Gross 1 min. Count	Beta Inst.	Scan Contact Gross CPM		Removable DPM/100 cm2	Alpha Count	Removable DPM/100 cm2	Beta Count	Comments
	X	Y	uR/hr	Code	mR/hr	Code	Alpha	Code	Beta	Code	Max Beta	Avg Beta	Alpha	Code	Beta	Code	
FLOOR	2	-2	7	23	0.007	22	3	6	322	11	305	230	-0.99	2	-1.80	3	CERAMIC TILE
FLOOR	2	-4	8	23	0.002	22	3	6	336	11	413	300	-0.99	2	-0.47	3	CERAMIC TILE
EAST WALL	3	1	N/A	N/A	N/A	N/A	5	6	395	11	533	400	-0.99	2	-1.80	3	CERAMIC TILE
SOUTH WALL	2	0.5	N/A	N/A	N/A	N/A	8	6	436	11	474	410	-0.99	2	0.85	3	CERAMIC TILE
WEST WALL	3	1	N/A	N/A	N/A	N/A	3	6	380	11	481	400	-0.99	2	-4.46	3	CERAMIC TILE
NORTH WALL	1	0.5	N/A	N/A	N/A	N/A	7	6	415	11	489	400	1.96	2	2.18	3	CERAMIC TILE



## Blairsville Point Survey Form #003

Survey Serial #:	03-017
Survey Section:	3
Survey Unit:	4
Survey Sub-unit:	11

Alpha Survey Instruments				
Inst. S/N	Inst. Code	Eff. %	Corr. Fac.	Bkg. CPM
1510	6	20.8	4.81	0


Beta Survey Instruments				
Inst. S/N	Inst. Code	Eff. %	Corr. Fac.	Bkg. CPM
1593	11	36.3	2.75	284

Gamma or Beta/Gamma Instruments			
Inst. S/N	Inst. Code	Bkg.	Detection Type
234	23	8	Gamma
1522	22	0.015	Beta / Gamma

Classification:	4
Survey Type:	LOWER

Alpha Counting Instruments				
Inst. S/N	Inst. Code	Eff. %	Corr. Fac.	Bkg. CPM
13295	2	33.96	2.94	0.34

Beta Counting Instruments				
Inst. S/N	Inst. Code	Eff. %	Corr. Fac.	Bkg. CPM
13295	3	37.6	2.66	1.68

Surveyor:	V.TAYLOR/J.GEMZA
Signature:	

Surface Description	Coordinates		Gamma at 1m	Gamma Inst.	Beta/Gamma Contact	Beta/Gamma Code	Contact Gross 1 min. Count	Alpha Inst. Code	Contact Gross 1 min. Count	Beta Inst. Code	Scan Contact Gross CPM		Removable DPM/100 cm2	Alpha Count	Removable DPM/100 cm2	Beta Count	Comments
	X	Y	uR/hr	Code	mR/hr	Code	Alpha	Code	Beta	Code	Max Beta	Avg Beta	Alpha	Code	Beta	Code	
FLOOR	2	-2	7	23	0.01	22	3	6	373	11	476	370	-0.99	2	-0.47	3	CERAMIC TILE
FLOOR	2	-4	8	23	0.009	22	5	6	418	11	430	350	0.48	2	4.84	3	CERAMIC TILE
FLOOR	-2	-5	9	23	0.013	22	3	6	391	11	534	350	-0.99	2	-1.80	3	CERAMIC TILE
SOUTH WALL	1	0.5	N/A	N/A	N/A	N/A	7	6	479	11	602	440	-0.99	2	4.84	3	CERAMIC TILE
SOUTH WALL	4	1.5	N/A	N/A	N/A	N/A	9	6	518	11	633	450	-0.99	2	2.18	3	CERAMIC TILE
WEST WALL	1.5	2	N/A	N/A	N/A	N/A	5	6	492	11	610	430	-0.99	2	2.18	3	CERAMIC TILE

## Blairsville Point Survey Form #003

Survey Serial #:	03-018
------------------	--------

Survey Section:	3
-----------------	---

Survey Unit:	4
--------------	---

Survey Sub-unit:	12
------------------	----

Classification:	4
-----------------	---

Survey Type:	LOWER
--------------	-------

Survey Date:	6/28/95
--------------	---------

Count Date:	9/11/95
-------------	---------

Alpha Survey Instruments				
Inst. S/N	Inst. Code	Eff. %	Corr. Fac.	Bkg. CPM
1510	6	20.8	4.81	0

Beta Survey Instruments				
Inst. S/N	Inst. Code	Eff. %	Corr. Fac.	Bkg. CPM
1593	11	36.3	2.75	284

Gamma or Beta/Gamma Instruments			
Inst. S/N	Inst. Code	Bkg.	Detection Type
234	23	8	Gamma
1522	22	0.015	Beta / Gamma

Alpha Counting Instruments				
Inst. S/N	Inst. Code	Eff. %	Corr. Fac.	Bkg. CPM
13295	2	33.96	2.94	0.34

Beta Counting Instruments				
Inst. S/N	Inst. Code	Eff. %	Corr. Fac.	Bkg. CPM
13295	3	37.6	2.66	1.68

Surveyor:	V.TAYLOR/J.GEMZA
-----------	------------------

Signature: 

Surface Description	Coordinates		Gamma at 1m	Gamma Inst.	Beta/Gamma Contact	Beta/Gamma Code	Contact Gross 1 min. Count	Alpha Inst.	Contact Gross 1 min. Count	Beta Inst.	Scan Contact Gross CPM		Removable DPM/100 cm2	Alpha Count	Removable DPM/100 cm2	Beta Count	Comments
	X	Y	uR/hr	Code	mR/hr	Code	Alpha	Code	Beta	Code	Max Beta	Avg Beta	Alpha	Code	Beta	Code	
FLOOR	2	-2	9	23	0.013	22	1	6	402	11	559	370	0.48	2	-4.46	3	CERAMIC TILE
FLOOR	1	-4	9	23	0.018	22	1	6	453	11	473	430	3.43	2	0.85	3	CERAMIC TILE
WEST WALL	1.5	1.5	N/A	N/A	N/A	N/A	11	6	491	11	649	450	0.48	2	-0.47	3	CERAMIC TILE
EAST WALL	4	0.5	N/A	N/A	N/A	N/A	11	6	511	11	608	480	-0.99	2	-1.80	3	CERAMIC TILE

## Blairsville Point Survey Form #003

Survey Serial #:	03-019
Survey Section:	3
Survey Unit:	4
Survey Sub-unit:	13

Alpha Survey Instruments				
Inst. S/N	Inst. Code	Eff. %	Corr. Fac.	Bkg. CPM
1510	6	20.8	4.81	1


Beta Survey Instruments				
Inst. S/N	Inst. Code	Eff. %	Corr. Fac.	Bkg. CPM
1593	11	36.3	2.75	188

Gamma or Beta/Gamma Instruments			
Inst. S/N	Inst. Code	Bkg.	Detection Type
234	23	6	Gamma
1522	22	0.009	Beta / Gamma

Classification:	4
Survey Type:	LOWER

Alpha Counting Instruments				
Inst. S/N	Inst. Code	Eff. %	Corr. Fac.	Bkg. CPM
13295	2	33.96	2.94	0.34

Beta Counting Instruments				
Inst. S/N	Inst. Code	Eff. %	Corr. Fac.	Bkg. CPM
13295	3	37.6	2.66	1.68

Surveyor:	V.TAYLOR/J.GEMZA
Signature:	

Surface Description	Coordinates		Gamma at 1m	Gamma Inst.	Beta/Gamma Contact	Beta/Gamma	Contact Gross 1 min. Count	Alpha Inst.	Contact Gross 1 min. Count	Beta Inst.	Scan Contact Gross CPM		Removable DPM/100 cm2	Alpha Count	Removable DPM/100 cm2	Beta Count	Comments
	X	Y	uR/hr	Code	mR/hr	Code	Alpha	Beta	Code	Code	Max Beta	Avg Beta	Alpha	Beta	Code		
FLOOR	1	-1.5	6	23	0.009	22	2	6	293	11	360	220	1.96	2	0.85	3	PAINTED CONCRETE
FLOOR	4	-1.5	5	23	0.013	22	2	6	226	11	266	210	-0.99	2	-4.46	3	PAINTED CONCRETE
FLOOR	6.5	-1.5	5	23	0.011	22	0	6	277	11	311	200	0.48	2	4.84	3	PAINTED CONCRETE
FLOOR	1	-3.5	6	23	0.011	22	4	6	264	11	274	210	-0.99	2	0.85	3	PAINTED CONCRETE
FLOOR	4.5	-3.5	5	23	0.015	22	1	6	273	11	243	190	0.48	2	3.51	3	PAINTED CONCRETE
FLOOR	6.5	-3.5	6	23	0.01	22	1	6	268	11	276	200	3.43	2	-0.47	3	PAINTED CONCRETE
FLOOR	1	-6	6	23	0.01	22	4	6	282	11	283	210	0.48	2	-0.47	3	PAINTED CONCRETE
FLOOR	4	-6	5	23	0.009	22	4	6	263	11	264	200	-0.99	2	2.18	3	PAINTED CONCRETE
FLOOR	6.5	-6	6	23	0.016	22	3	6	294	11	258	180	0.48	2	-4.46	3	PAINTED CONCRETE
FLOOR	1	-9	6	23	0.005	22	4	6	273	11	290	210	-0.99	2	-1.80	3	PAINTED CONCRETE
FLOOR	5	-9	6	23	0.018	22	2	6	242	11	268	180	-0.99	2	0.85	3	PAINTED CONCRETE
FLOOR	6.5	-9	6	23	0.009	22	1	6	261	11	312	190	3.43	2	-4.46	3	PAINTED CONCRETE
WEST WALL	2	0.5	N/A	N/A	N/A	N/A	5	6	223	11	377	230	-0.99	2	3.51	3	PAINTED BLOCK
WEST WALL	6	1.5	N/A	N/A	N/A	N/A	3	6	210	11	287	210	0.48	2	7.50	3	PAINTED BLOCK
EAST WALL	2.5	1.5	N/A	N/A	N/A	N/A	3	6	200	11	231	190	-0.99	2	-0.47	3	PAINTED BLOCK
EAST WALL	5.5	1.5	N/A	N/A	N/A	N/A	1	6	206	11	263	180	-0.99	2	-1.80	3	PAINTED BLOCK
EAST WALL	7.5	0.5	N/A	N/A	N/A	N/A	3	6	214	11	380	210	-0.99	2	2.18	3	PAINTED BLOCK

## Blairsville Point Survey Form #003

Survey Serial #:	03-020
Survey Section:	3
Survey Unit:	4
Survey Sub-unit:	14

Alpha Survey Instruments				
Inst. S/N	Inst. Code	Eff. %	Corr. Fac.	Bkg. CPM
1510	6	20.8	4.81	0


Beta Survey Instruments				
Inst. S/N	Inst. Code	Eff. %	Corr. Fac.	Bkg. CPM
1593	11	36.3	2.75	184

Gamma or Beta/Gamma Instruments			
Inst. S/N	Inst. Code	Bkg.	Detection Type
234	23	5	Gamma
1522	22	0.012	Beta / Gamma

Classification:	4
Survey Type:	LOWER

Alpha Counting Instruments				
Inst. S/N	Inst. Code	Eff. %	Corr. Fac.	Bkg. CPM
13295	2	33.96	2.94	0.34

Beta Counting Instruments				
Inst. S/N	Inst. Code	Eff. %	Corr. Fac.	Bkg. CPM
13295	3	37.6	2.66	1.68

Surveyor:	V.TAYLOR/J.GEMZA
Signature:	

Surface Description	Coordinates		Gamma at 1m	Gamma Inst.	Beta/Gamma Contact	Beta/Gamma Code	Contact Gross 1 min. Count	Alpha Inst.	Contact Gross 1 min. Count	Beta Inst.	Scan Contact Gross CPM		Removable DPM/100 cm2	Alpha Count	Removable DPM/100 cm2	Beta Count	Comments
	X	Y	uR/hr	Code	mR/hr	Code	Alpha	Code	Beta	Code	Max Beta	Avg Beta	Alpha	Code	Beta	Code	
FLOOR	6.5	-1	5	23	0.014	22	1	6	185	11	240	170	-0.99	2	0.85	3	PAINTED CONCRETE
FLOOR	3.5	-4	5	23	0.007	22	4	6	209	11	273	180	3.43	2	-3.13	3	PAINTED CONCRETE
EAST WALL	4	1.5	N/A	N/A	N/A	N/A	3	6	208	11	319	220	-0.99	2	-1.80	3	PAINTED BLOCK

## Blairsville Point Survey Form #003

Survey Serial #:	03-021
------------------	--------

Survey Section:	3
-----------------	---

Survey Unit:	4
--------------	---

Survey Sub-unit:	15
------------------	----

Classification:	4
-----------------	---

Survey Type:	LOWER
--------------	-------

Survey Date:	6/28/95
--------------	---------

Count Date:	9/11/95
-------------	---------

Alpha Survey Instruments				
Inst. S/N	Inst. Code	Eff. %	Corr. Fac.	Bkg. CPM
1510	6	20.8	4.81	1

Beta Survey Instruments				
Inst. S/N	Inst. Code	Eff. %	Corr. Fac.	Bkg. CPM
1593	11	36.3	2.75	189

Gamma or Beta/Gamma Instruments			
Inst. S/N	Inst. Code	Bkg.	Detection Type
234	23	7	Gamma
1522	22	0.012	Beta / Gamma

Alpha Counting Instruments				
Inst. S/N	Inst. Code	Eff. %	Corr. Fac.	Bkg. CPM
13295	2	33.96	2.94	0.34

Beta Counting Instruments				
Inst. S/N	Inst. Code	Eff. %	Corr. Fac.	Bkg. CPM
13295	3	37.6	2.66	1.68

Surveyor:	V.TAYLOR/J.GEMZA
-----------	------------------

Signature: 

Surface Description	Coordinates		Gamma at 1m	Gamma Inst.	Beta/Gamma Contact	Beta/Gamma	Contact Gross 1 min. Count	Alpha Inst. Code	Contact Gross 1 min. Count	Beta Inst. Code	Scan Contact Gross CPM		Removable DPM/100 cm2	Alpha Count	Removable DPM/100 cm2	Beta Count	Comments
	X	Y	uR/hr	Code	mR/hr	Code	Alpha	Beta	Code	Code	Max Beta	Avg Beta	Alpha	Code	Beta	Code	
FLOOR	1	-2	7	23	0.016	22	2	6	226	11	289	210	-0.99	2	-0.47	3	PAINTED CONCRETE

## Blairsville Point Survey Form #003

Survey Serial #:	03-022
Survey Section:	3
Survey Unit:	4
Survey Sub-unit:	16

Alpha Survey Instruments				
Inst. S/N	Inst. Code	Eff. %	Corr. Fac.	Bkg. CPM
1510	6	20.8	4.81	1

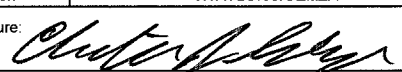
Beta Survey Instruments				
Inst. S/N	Inst. Code	Eff. %	Corr. Fac.	Bkg. CPM
1593	11	36.3	2.75	165

Gamma or Beta/Gamma Instruments			
Inst. S/N	Inst. Code	Bkg.	Detection Type
234	23	7	Gamma
1522	22	0.013	Beta / Gamma

Classification:	4
Survey Type:	LOWER
Survey Date:	6/28/95
Count Date:	9/11/95

Alpha Counting Instruments				
Inst. S/N	Inst. Code	Eff. %	Corr. Fac.	Bkg. CPM
13295	2	33.96	2.94	0.34

Beta Counting Instruments				
Inst. S/N	Inst. Code	Eff. %	Corr. Fac.	Bkg. CPM
13295	3	37.6	2.66	1.68

Surveyor:	V.TAYLOR/J.GEMZA
Signature:	

Surface Description	Coordinates		Gamma at 1m	Gamma Inst.	Beta/Gamma Contact	Beta/Gamma Code	Contact Gross 1 min. Count	Alpha Inst. Code	Contact Gross 1 min. Count	Beta Inst. Code	Scan Contact Gross CPM		Removable DPM/100 cm2	Alpha Count Code	Removable DPM/100 cm2	Beta Count Code	Comments
	X	Y	uR/hr	Code	mR/hr	Code	Alpha	Code	Beta	Code	Max Beta	Avg Beta	Alpha	Code	Beta	Code	
FLOOR	1	-2	7	23	0.014	22	1	6	157	11	238	170	0.48	2	-4.46	3	CARPET (WET)

## Blairsville Point Survey Form #003

Survey Serial #:	03-023
------------------	--------

Survey Section:	3
-----------------	---

Survey Unit:	4
--------------	---

Survey Sub-unit:	17
------------------	----

Classification:	4
-----------------	---

Survey Type:	LOWER
--------------	-------

Survey Date:	6/28/95
--------------	---------

Count Date:	9/11/95
-------------	---------

Alpha Survey Instruments				
Inst.	Inst.	Corr.	Bkg.	
S/N	Code	Eff. %	Fac.	CPM
1510	6	20.8	4.81	0


Beta Survey Instruments				
Inst.	Inst.	Corr.	Bkg.	
S/N	Code	Eff. %	Fac.	CPM
1593	11	36.3	2.75	237

Gamma or Beta/Gamma Instruments			
Inst.	Inst.	Detection	
S/N	Code	Bkg.	Type
234	23	8	Gamma
1522	22	0.014	Beta / Gamma

Alpha Counting Instruments				
Inst.	Inst.	Corr.	Bkg.	
S/N	Code	Eff. %	Fac.	CPM
13295	2	33.96	2.94	0.34

Beta Counting Instruments				
Inst.	Inst.	Corr.	Bkg.	
S/N	Code	Eff. %	Fac.	CPM
13295	3	37.6	2.66	1.68

Surveyor:	V.TAYLOR/J.GEMZA
-----------	------------------

Signature: 

Surface Description	Coordinates		Gamma at 1m	Gamma Inst.	Beta/Gamma Contact	Beta/Gamma Code	Contact Gross 1 min. Count	Alpha Inst.	Contact Gross 1 min. Count	Beta Inst.	Scan Contact Gross CPM		Removable DPM/100 cm2	Alpha Count	Removable DPM/100 cm2	Beta Count	Comments
	X	Y	uR/hr	Code	mR/hr	Code	Alpha	Code	Beta	Code	Max Beta	Avg Beta	Alpha	Code	Beta	Code	
FLOOR	1.5	0.5	8	23	0.014	22	3	6	239	11	391	210	-0.99	2	4.84	3	CONCRETE (WET)

## Blairsville Point Survey Form #003

Survey Serial #:	03-024
Survey Section:	3
Survey Unit:	4
Survey Sub-unit:	18

Alpha Survey Instruments				
Inst.	Inst.		Corr.	Bkg.
S/N	Code	Eff. %	Fac.	CPM
1510	6	20.8	4.81	1


Beta Survey Instruments				
Inst.	Inst.		Corr.	Bkg.
S/N	Code	Eff. %	Fac.	CPM
1593	11	36.3	2.75	165

Gamma or Beta/Gamma Instruments			
Inst.	Inst.		Detection
S/N	Code	Bkg.	Type
234	23	7	Gamma
1522	22	0.013	Beta / Gamma

Classification:	4
Survey Type:	LOWER

Alpha Counting Instruments				
Inst.	Inst.		Corr.	Bkg.
S/N	Code	Eff. %	Fac.	CPM
13295	2	33.96	2.94	0.34

Beta Counting Instruments				
Inst.	Inst.		Corr.	Bkg.
S/N	Code	Eff. %	Fac.	CPM
13295	3	37.6	2.66	1.68

Surveyor:	V.TAYLOR/J.GEMZA
Signature:	

Surface Description	Coordinates		Gamma at 1m	Gamma Inst.	Beta/Gamma Contact	Beta/Gamma	Contact Gross	Alpha Inst.	Contact Gross	Beta Inst.	Scan Contact Gross CPM		Removable	Alpha Count	Removable	Beta Count	Comments
	X	Y	uR/hr	Code	mR/hr	Code	1 min. Count	Code	1 min. Count	Code	Max Beta	Avg Beta	DPM/100 cm2	Code	DPM/100 cm2	Code	
FLOOR	2	-1	6	23	0.011	22	0	6	140	11	205	140	0.48	2	-3.13	3	CARPET (WET)



## Blairsville Point Survey Form #003

Survey Serial #:	03-025
------------------	--------

Survey Section:	3
-----------------	---

Survey Unit:	4
--------------	---

Survey Sub-unit:	19
------------------	----

Classification:	4
-----------------	---

Survey Type:	LOWER
--------------	-------

Survey Date:	6/28/95
--------------	---------

Count Date:	9/11/95
-------------	---------

Alpha Survey Instruments				
Inst.	Inst.	Corr.	Bkg.	
S/N	Code	Eff. %	Fac.	CPM
1510	6	20.8	4.81	1

Beta Survey Instruments				
Inst.	Inst.	Corr.	Bkg.	
S/N	Code	Eff. %	Fac.	CPM
1593	11	36.3	2.75	165

Gamma or Beta/Gamma Instruments			
Inst.	Inst.	Detection	
S/N	Code	Bkg.	Type
234	23	7	Gamma
1522	22	0.013	Beta / Gamma

Alpha Counting Instruments				
Inst.	Inst.	Corr.	Bkg.	
S/N	Code	Eff. %	Fac.	CPM
13295	2	33.96	2.94	0.34

Beta Counting Instruments				
Inst.	Inst.	Corr.	Bkg.	
S/N	Code	Eff. %	Fac.	CPM
13295	3	37.6	2.66	1.68

Surveyor:	V.TAYLOR/J.GEMZA
-----------	------------------

Signature: 

Surface Description	Coordinates		Gamma at 1m uR/hr	Gamma Inst. Code	Beta/Gamma Contact mR/hr	Beta/Gamma Code	Contact Gross 1 min. Count Alpha	Alpha Inst. Code	Contact Gross 1 min. Count Beta	Beta Inst. Code	Scan Contact Gross CPM		Removable DPM/100 cm2 Alpha	Alpha Count Code	Removable DPM/100 cm2 Beta	Beta Count Code	Comments
	X	Y									Max Beta	Avg Beta					
FLOOR	1	-1	6	23	0.009	22	2	6	174	11	193	140	3.43	2	6.17	3	CARPET (WET)

## Blairsville Point Survey Form #003

Survey Serial #:	03-026
------------------	--------

Survey Section:	3
-----------------	---

Survey Unit:	4
--------------	---

Survey Sub-unit:	20
------------------	----

Classification:	4
-----------------	---

Survey Type:	LOWER
--------------	-------

Survey Date:	6/28/95
--------------	---------

Count Date:	9/11/95
-------------	---------


Alpha Survey Instruments				
Inst. S/N	Inst. Code	Eff. %	Corr. Fac.	Bkg. CPM
1510	6	20.8	4.81	1

Beta Survey Instruments				
Inst. S/N	Inst. Code	Eff. %	Corr. Fac.	Bkg. CPM
1593	11	36.3	2.75	165

Gamma or Beta/Gamma Instruments			
Inst. S/N	Inst. Code	Bkg.	Detection Type
234	23	7	Gamma
1522	22	0.013	Beta / Gamma

Alpha Counting Instruments				
Inst. S/N	Inst. Code	Eff. %	Corr. Fac.	Bkg. CPM
13295	2	33.96	2.94	0.34

Beta Counting Instruments				
Inst. S/N	Inst. Code	Eff. %	Corr. Fac.	Bkg. CPM
13295	3	37.6	2.66	1.68

Surveyor:	V.TAYLOR/J.GEMZA
Signature:	

Surface Description	Coordinates		Gamma at 1m	Gamma Inst.	Beta/Gamma Contact	Beta/Gamma Code	Contact Gross 1 min. Count	Alpha Inst. Code	Contact Gross 1 min. Count	Beta Inst. Code	Scan Contact Gross CPM		Removable DPM/100 cm2	Alpha Count Code	Removable DPM/100 cm2	Beta Count Code	Comments
	X	Y	uR/hr	Code	mR/hr	Code	Alpha	Beta	Code	Code	Max Beta	Avg Beta	Alpha	Beta	Code		
FLOOR	2	-3	6	23	0.009	22	1	6	165	11	227	150	-0.99	2	0.85	3	CARPET (WET)

## Blairsville Point Survey Form #003

Survey Serial #:	03-027
------------------	--------

Survey Section:	3
-----------------	---

Survey Unit:	4
--------------	---

Survey Sub-unit:	21
------------------	----

Classification:	4
-----------------	---

Survey Type:	LOWER
--------------	-------

Survey Date:	6/28/95
--------------	---------

Count Date:	9/11/95
-------------	---------

Alpha Survey Instruments				
Inst. S/N	Inst. Code	Eff. %	Corr. Fac.	Bkg. CPM
1510	6	20.8	4.81	1

Beta Survey Instruments				
Inst. S/N	Inst. Code	Eff. %	Corr. Fac.	Bkg. CPM
1593	11	36.3	2.75	165

Gamma or Beta/Gamma Instruments			
Inst. S/N	Inst. Code	Bkg.	Detection Type
234	23	7	Gamma
1522	22	0.013	Beta / Gamma

Alpha Counting Instruments				
Inst. S/N	Inst. Code	Eff. %	Corr. Fac.	Bkg. CPM
13295	2	33.96	2.94	0.34

Beta Counting Instruments				
Inst. S/N	Inst. Code	Eff. %	Corr. Fac.	Bkg. CPM
13295	3	37.6	2.66	1.68

Surveyor:	V.TAYLOR/J.GEMZA
-----------	------------------

Signature: 

Surface Description	Coordinates		Gamma at 1m	Gamma Inst.	Beta/Gamma Contact	Beta/Gamma Code	Contact Gross 1 min. Count	Alpha Inst.	Contact Gross 1 min. Count	Beta Inst.	Scan Contact Gross CPM		Removable DPM/100 cm2	Alpha Count	Removable DPM/100 cm2	Beta Count	Comments
	X	Y	uR/hr	Code	mR/hr	Code	Alpha	Code	Beta	Code	Max Beta	Avg Beta	Alpha	Code	Beta	Code	
FLOOR	1	-1	6	23	0.009	22	0	6	190	11	195	140	0.48	2	-0.47	3	CARPET (WET)

# Blairsville Point Survey Form #003

Survey Serial #:	03-028
------------------	--------

Survey Section:	3
-----------------	---

Survey Unit:	4
--------------	---

Survey Sub-unit:	7
------------------	---

Classification:	4
-----------------	---

Survey Type:	LOWER
--------------	-------

Survey Date:	6/29/95
--------------	---------

Count Date:	9/11/95
-------------	---------

Alpha Survey Instruments				
Inst.	Inst.		Corr.	Bkg.
S/N	Code	Eff. %	Fac.	CPM
1510	6	20.8	4.81	2

Beta Survey Instruments				
Inst.	Inst.		Corr.	Bkg.
S/N	Code	Eff. %	Fac.	CPM
1593	11	36.3	2.75	189

Gamma or Beta/Gamma Instruments			
Inst.	Inst.		Detection
S/N	Code	Bkg.	Type
234	23	5	Gamma
1522	22	0.011	Beta / Gamma

Alpha Counting Instruments				
Inst.	Inst.		Corr.	Bkg.
S/N	Code	Eff. %	Fac.	CPM
13295	2	33.96	2.94	0.34

Beta Counting Instruments				
Inst.	Inst.		Corr.	Bkg.
S/N	Code	Eff. %	Fac.	CPM
13295	3	37.6	2.66	1.68

Surveyor:	V.TAYLOR/J.GEMZA
-----------	------------------

Signature: 

Surface Description	Coordinates		Gamma at 1m uR/hr	Gamma Inst. Code	Beta/Gamma Contact mR/hr	Beta/Gamma Code	Contact Gross 1 min. Count Alpha	Alpha Inst. Code	Contact Gross 1 min. Count Beta	Beta Inst. Code	Scan Contact Gross CPM		Removable DPM/100 cm2 Alpha	Alpha Count Code	Removable DPM/100 cm2 Beta	Beta Count Code	Comments
	X	Y									Max Beta	Avg Beta					
FLOOR	1.5	-1	5	23	0.014	22	1	6	220	11	329	230	0.48	2	0.85	3	CARPET

**APPENDIX I**  
**ORIGINAL RADIOLOGICAL SURVEY DATA SHEETS**  
**BUILDING 4**

**REPORT #003**

# Blairsville Point Survey Form #003

Survey Serial #:	04-001
------------------	--------

Survey Section:	4
-----------------	---

Survey Unit:	1
--------------	---

Survey Sub-unit:	1
------------------	---

Classification:	4
-----------------	---

Survey Type:	LOWER
--------------	-------

Survey Date:	6/6/95
--------------	--------

Count Date:	9/11/95
-------------	---------

Alpha Survey Instruments				
Inst.	Inst.	Corr.	Bkg.	
S/N	Code	Eff. %	Fac.	CPM
1517	7	22.1	4.52	2

Beta Survey Instruments				
Inst.	Inst.	Corr.	Bkg.	
S/N	Code	Eff. %	Fac.	CPM
1595	12	34.9	2.87	205

Gamma or Beta/Gamma Instruments			
Inst.	Inst.	Detection	
S/N	Code	Bkg.	Type
234	23	4	Gamma
1522	22	0.013	Beta / Gamma

Alpha Counting Instruments				
Inst.	Inst.	Corr.	Bkg.	
S/N	Code	Eff. %	Fac.	CPM
13295	2	33.96	2.94	0.34

Beta Counting Instruments				
Inst.	Inst.	Corr.	Bkg.	
S/N	Code	Eff. %	Fac.	CPM
13295	3	37.6	2.66	1.68

Surveyor:	L.J.SMITH/C.VERGARI
-----------	---------------------

Signature: 

Surface Description	Coordinates		Gamma at 1m uR/hr	Gamma Inst. Code	Beta/Gamma Contact mR/hr	Beta/Gamma Code	Contact Gross 1 min. Count Alpha	Alpha Inst. Code	Contact Gross 1 min. Count Beta	Beta Inst. Code	Scan Contact		Removable DPM/100 cm2 Alpha	Alpha Count Code	Removable DPM/100 cm2 Beta	Beta Count Code	Comments
	X	Y									Gross CPM						
	Max Beta	Avg Beta															
FLOOR	2	-2	4	23	0.003	22	5	7	285	12	425	300	0.48	2	0.85	3	PAINTED CONCRETE
FLOOR	4	-2	4	23	0.011	22	14	7	286	12	386	300	-0.99	2	-1.80	3	PAINTED CONCRETE
FLOOR	4	-4	3	23	0.015	22	0	7	280	12	450	300	-0.99	2	3.51	3	PAINTED CONCRETE
FLOOR	2	-4	3	23	0.013	22	3	7	317	12	385	325	1.96	2	4.84	3	PAINTED CONCRETE
FLOOR	2	-6	3	23	0.009	22	3	7	284	12	397	300	1.96	2	2.18	3	PAINTED CONCRETE
FLOOR	1.5	-7.5	3	23	0.012	22	1	7	251	12	346	250	0.48	2	0.85	3	PAINTED CONCRETE
FLOOR	6	-4	3	23	0.009	22	6	7	270	12	353	275	1.96	2	0.85	3	PAINTED CONCRETE
FLOOR	6	-6	3	23	0.009	22	6	7	290	12	273	250	0.48	2	-1.80	3	PAINTED CONCRETE
FLOOR	8	-6	3	23	0.005	22	1	7	239	12	336	225	0.48	2	-0.47	3	PAINTED CONCRETE
FLOOR	10	-6	3	23	0.006	22	3	7	183	12	283	200	-0.99	2	8.83	3	PAINTED METAL
FLOOR	12	-6	3	23	0.005	22	1	7	200	12	282	200	-0.99	2	-1.80	3	PAINTED METAL
FLOOR	14	-6	3	23	0.014	22	0	7	289	12	445	290	-0.99	2	2.18	3	PAINTED CONCRETE
FLOOR	16	-6	4	23	0.004	22	0	7	298	12	393	300	0.48	2	7.50	3	PAINTED CONCRETE
FLOOR	17	-6	4	23	0.009	22	1	7	289	12	411	300	-0.99	2	-0.47	3	PAINTED CONCRETE
FLOOR	15	-8	3	23	0.011	22	2	7	289	12	403	300	-0.99	2	-0.47	3	PAINTED CONCRETE
FLOOR	15	-10	4	23	0.015	22	1	7	277	12	381	275	0.48	2	3.51	3	PAINTED CONCRETE
FLOOR	15	-12	3	23	0.013	22	0	7	273	12	378	300	0.48	2	-3.13	3	PAINTED CONCRETE
FLOOR	16	-13	3	23	0.011	22	0	7	300	12	479	325	-0.99	2	-1.80	3	PAINTED CONCRETE
FLOOR	16	-14	4	23	0.012	22	1	7	306	12	371	300	-0.99	2	-0.47	3	PAINTED CONCRETE
FLOOR	15	-14	3	23	0.012	22	1	7	293	12	390	300	0.48	2	2.18	3	PAINTED CONCRETE
FLOOR	13	-14	3	23	0.01	22	1	7	194	12	271	225	-0.99	2	-3.13	3	PAINTED METAL
FLOOR	11	-14	3	23	0.013	22	1	7	193	12	274	225	3.43	2	-0.47	3	PAINTED METAL
FLOOR	9.5	-8	2	23	0.008	22	1	7	190	12	343	225	-0.99	2	0.85	3	PAINTED METAL
FLOOR	9.5	-10	3	23	0.01	22	5	7	206	12	338	225	0.48	2	2.18	3	PAINTED METAL
FLOOR	11.5	-10	3	23	0.007	22	18	7	182	12	221	160	-0.99	2	-1.80	3	PAINTED METAL
FLOOR	13	-11	3	23	0.005	22	11	7	210	12	332	200	0.48	2	0.85	3	PAINTED METAL

## Blairsville Point Survey Form #003

Survey Serial #:	04-001
------------------	--------

Survey Section:	4
-----------------	---

Survey Unit:	1
--------------	---

Survey Sub-unit:	1
------------------	---

Classification:	4
-----------------	---

Survey Type:	LOWER
--------------	-------

Survey Date:	6/6/95
--------------	--------

Count Date:	9/11/95
-------------	---------


Alpha Survey Instruments				
Inst. S/N	Inst. Code	Eff. %	Corr. Fac.	Bkg. CPM
1517	7	22.1	4.52	2

Beta Survey Instruments				
Inst. S/N	Inst. Code	Eff. %	Corr. Fac.	Bkg. CPM
1595	12	34.9	2.87	205

Gamma or Beta/Gamma Instruments			
Inst. S/N	Inst. Code	Bkg.	Detection Type
234	23	4	Gamma
1522	22	0.013	Beta / Gamma

Alpha Counting Instruments				
Inst. S/N	Inst. Code	Eff. %	Corr. Fac.	Bkg. CPM
13295	2	33.96	2.94	0.34

Beta Counting Instruments				
Inst. S/N	Inst. Code	Eff. %	Corr. Fac.	Bkg. CPM
13295	3	37.6	2.66	1.68

Surveyor:	L. J. SMITH/C. VERGARI
Signature:	

Surface Description	Coordinates		Gamma at 1m uR/hr	Gamma Inst. Code	Beta/Gamma Contact mR/hr	Beta/Gamma Code	Contact Gross 1 min. Count Alpha	Alpha Inst. Code	Contact Gross 1 min. Count Beta	Beta Inst. Code	Scan Contact Gross CPM		Removable DPM/100 cm2 Alpha	Alpha Count Code	Removable DPM/100 cm2 Beta	Beta Count Code	Comments
	X	Y									Max Beta	Avg Beta					
FLOOR	9.5	-12	3	23	0.009	22	8	7	186	12	246	200	1.96	2	-1.80	3	PAINTEd METAL
FLOOR	7	-14	4	23	0.007	22	11	7	291	12	479	300	-0.99	2	-0.47	3	PAINTEd CONCRETE
FLOOR	5	-14	3.5	23	0.01	22	10	7	322	12	413	325	1.96	2	-3.13	3	PAINTEd CONCRETE
FLOOR	6	-12	3	23	0.006	22	1	7	305	12	390	300	-0.99	2	0.85	3	PAINTEd CONCRETE
FLOOR	4	-11.5	3	23	0.011	22	3	7	297	12	377	300	0.48	2	-3.13	3	PAINTEd CONCRETE

## Blairsville Point Survey Form #003

Survey Serial #:	04-002
------------------	--------

Survey Section:	4
-----------------	---

Survey Unit:	1
--------------	---

Survey Sub-unit:	17
------------------	----

Classification:	4
-----------------	---

Survey Type:	LOWER
--------------	-------

Survey Date:	6/6/95
--------------	--------

Count Date:	9/11/95
-------------	---------

Alpha Survey Instruments				
Inst.	Inst.		Corr.	Bkg.
S/N	Code	Eff. %	Fac.	CPM
1517	7	22.1	4.52	2

Beta Survey Instruments				
Inst.	Inst.		Corr.	Bkg.
S/N	Code	Eff. %	Fac.	CPM
1595	12	34.9	2.87	194

Gamma or Beta/Gamma Instruments			
Inst.	Inst.		Detection
S/N	Code	Bkg.	Type
1522	22	0.012	Beta / Gamma
234	23	3	Gamma

Alpha Counting Instruments				
Inst.	Inst.		Corr.	Bkg.
S/N	Code	Eff. %	Fac.	CPM
13295	2	33.96	2.94	0.34

Beta Counting Instruments				
Inst.	Inst.		Corr.	Bkg.
S/N	Code	Eff. %	Fac.	CPM
13295	3	37.6	2.66	1.68

Surveyor:	L.J. SMITH/C. VERGARI
-----------	-----------------------

Signature: 

Surface Description	Coordinates		Gamma at 1m	Gamma Inst.	Beta/Gamma Contact	Beta/Gamma	Contact Gross 1 min. Count	Alpha Inst.	Contact Gross 1 min. Count	Beta Inst.	Scan Contact Gross CPM		Removable DPM/100 cm2	Alpha Count	Removable DPM/100 cm2	Beta Count	Comments
	X	Y	uR/hr	Code	mR/hr	Code	Alpha	Code	Beta	Code			Alpha	Code	Beta	Code	
											Max Beta	Avg Beta					
FLOOR	2	-2	3	23	0.011	22	2	7	204	12	298	220	-0.99	2	-1.80	3	PAINTED METAL
FLOOR	2	-4	3	23	0.007	22	1	7	224	12	260	190	-0.99	2	0.85	3	PAINTED METAL
FLOOR	2	-6	3	23	0.007	22	3	7	227	12	298	200	1.96	2	-0.47	3	PAINTED METAL
FLOOR	2	-8	2	23	0.008	22	2	7	214	12	287	210	0.48	2	3.51	3	PAINTED METAL
FLOOR	0	-9	2	23	0.011	22	2	7	210	12	283	210	-0.99	2	-1.80	3	PAINTED METAL
FLOOR	2	-10	2	23	0.013	22	3	7	207	12	315	190	-0.99	2	0.85	3	PAINTED METAL
FLOOR	2	-12	2	23	0.004	22	1	7	228	12	327	230	-0.99	2	6.17	3	PAINTED METAL
FLOOR	2	-14	2	23	0.008	22	2	7	243	12	285	190	-0.99	2	3.51	3	PAINTED METAL
EAST WALL	2	1	N/A	N/A	N/A	N/A	2	7	212	12	268	200	0.48	2	6.17	3	PAINTED METAL
EAST WALL	7	1	N/A	N/A	N/A	N/A	0	7	195	12	238	180	0.48	2	0.85	3	PAINTED METAL



## Blairsville Point Survey Form #003

Survey Serial #:	04-003
------------------	--------

Survey Section:	4
-----------------	---

Survey Unit:	1
--------------	---

Survey Sub-unit:	2
------------------	---

Classification:	4
-----------------	---

Survey Type:	LOWER
--------------	-------

Survey Date:	6/6/95
--------------	--------

Count Date:	9/11/95
-------------	---------

Alpha Survey Instruments				
Inst.	Inst.	Eff. %	Corr.	Bkg.
S/N	Code		Fac.	CPM
1517	7	22.1	4.52	4

Beta Survey Instruments				
Inst.	Inst.	Eff. %	Corr.	Bkg.
S/N	Code		Fac.	CPM
1595	12	34.9	2.87	314

Gamma or Beta/Gamma Instruments			
Inst.	Inst.	Bkg.	Detection
S/N	Code		Type
1522	22	0.015	Beta / Gamma
234	23	6	Gamma

Alpha Counting Instruments				
Inst.	Inst.	Eff. %	Corr.	Bkg.
S/N	Code		Fac.	CPM
13295	2	33.96	2.94	0.34

Beta Counting Instruments				
Inst.	Inst.	Eff. %	Corr.	Bkg.
S/N	Code		Fac.	CPM
13295	3	37.6	2.66	1.68

Surveyor:	L.J.SMITH/C.VERGARI
-----------	---------------------

Signature: 

Surface Description	Coordinates		Gamma at 1m	Gamma Inst.	Beta/Gamma Contact	Beta/Gamma	Contact Gross 1 min. Count	Alpha Inst.	Contact Gross 1 min. Count	Beta Inst.	Scan Contact Gross CPM		Removable DPM/100 cm2	Alpha Count	Removable DPM/100 cm2	Beta Count	Comments
	X	Y	uR/hr	Code	mR/hr	Code	Alpha	Code	Beta	Code	Max Beta	Avg Beta	Alpha	Code	Beta	Code	
FLOOR	2	-2	6	23	0.01	22	1	7	397	12	429	300	1.96	2	3.51	3	CONCRETE
FLOOR	3	-3	6	23	0.021	22	5	7	427	12	531	325	-0.99	2	0.85	3	CONCRETE

## Blairsville Point Survey Form #003

Survey Serial #:	04-004
------------------	--------

Survey Section:	4
-----------------	---

Survey Unit:	1
--------------	---

Survey Sub-unit:	3
------------------	---

Classification:	4
-----------------	---

Survey Type:	LOWER
--------------	-------

Survey Date:	6/6/95
--------------	--------

Count Date:	9/11/95
-------------	---------

Alpha Survey Instruments				
Inst. S/N	Inst. Code	Eff. %	Corr. Fac.	Bkg. CPM
1517	7	22.1	4.52	2

Beta Survey Instruments				
Inst. S/N	Inst. Code	Eff. %	Corr. Fac.	Bkg. CPM
1595	12	34.9	2.87	249

Gamma or Beta/Gamma Instruments			
Inst. S/N	Inst. Code	Bkg.	Detection Type
1522	22	0.007	Beta / Gamma
234	23	5	Gamma

Alpha Counting Instruments				
Inst. S/N	Inst. Code	Eff. %	Corr. Fac.	Bkg. CPM
13295	2	33.96	2.94	0.34

Beta Counting Instruments				
Inst. S/N	Inst. Code	Eff. %	Corr. Fac.	Bkg. CPM
13295	3	37.6	2.66	1.68

Surveyor:	L.J. SMITH/C. VERGARI
-----------	-----------------------

Signature: 

Surface Description	Coordinates		Gamma at 1m uR/hr	Gamma Inst. Code	Beta/Gamma Contact mR/hr	Beta/Gamma Code	Contact Gross 1 min. Count Alpha	Alpha Inst. Code	Contact Gross 1 min. Count Beta	Beta Inst. Code	Scan Contact Gross CPM		Removable DPM/100 cm2 Alpha	Alpha Count Code	Removable DPM/100 cm2 Beta	Beta Count Code	Comments
	X	Y									Max Beta	Avg Beta					
FLOOR	2	-2	5	23	0.012	22	2	7	353	12	474	350	-0.99	2	0.85	3	CONCRETE
FLOOR	4	-3	5	23	0.013	22	3	7	340	12	393	325	-0.99	2	-1.80	3	CONCRETE

## Blairsville Point Survey Form #003

Survey Serial #:	04-005
------------------	--------

Survey Section:	4
-----------------	---

Survey Unit:	1
--------------	---

Survey Sub-unit:	8
------------------	---

Classification:	4
-----------------	---

Survey Type:	LOWER
--------------	-------

Survey Date:	6/6/95
--------------	--------

Count Date:	9/11/95
-------------	---------

Alpha Survey Instruments				
Inst.	Inst.		Corr.	Bkg.
S/N	Code	Eff. %	Fac.	CPM
1517	7	22.1	4.52	2

Beta Survey Instruments				
Inst.	Inst.		Corr.	Bkg.
S/N	Code	Eff. %	Fac.	CPM
1595	12	34.9	2.87	205

Gamma or Beta/Gamma Instruments			
Inst.	Inst.		Detection
S/N	Code	Bkg.	Type
1522	22	0.01	Beta / Gamma
234	23	4	Gamma

Alpha Counting Instruments				
Inst.	Inst.		Corr.	Bkg.
S/N	Code	Eff. %	Fac.	CPM
13295	2	33.96	2.94	0.34

Beta Counting Instruments				
Inst.	Inst.		Corr.	Bkg.
S/N	Code	Eff. %	Fac.	CPM
13295	3	37.6	2.66	1.68

Surveyor:	L.J.SMITH/C.VERGARI
-----------	---------------------

Signature: 

Surface Description	Coordinates		Gamma at 1m	Gamma Inst.	Beta/Gamma Contact	Beta/Gamma	Contact Gross 1 min. Count	Alpha Inst.	Contact Gross 1 min. Count	Beta Inst.	Scan Contact Gross CPM		Removable DPM/100 cm2	Alpha Count	Removable DPM/100 cm2	Beta Count	Comments
	X	Y	uR/hr	Code	mR/hr	Code	Alpha	Code	Beta	Code	Max Beta	Avg Beta	Alpha	Code	Beta	Code	
FLOOR	2	-2	4	23	0.016	22	1	7	257	12	281	210	-0.99	2	0.85	3	PAINTED CONCRETE
FLOOR	4	-1.5	4	23	0.012	22	0	7	269	12	293	220	0.48	2	-1.80	3	PAINTED CONCRETE
FLOOR	6	-1.5	3	23	0.009	22	6	7	283	12	246	200	-0.99	2	6.17	3	PAINTED CONCRETE
FLOOR	8	-1.5	4	23	0.01	22	4	7	232	12	284	220	0.48	2	-0.47	3	PAINTED CONCRETE
FLOOR	10	-1	3	23	0.01	22	0	7	196	12	247	180	-0.99	2	3.51	3	PAINTED CONCRETE
FLOOR	11	-3	3	23	0.01	22	3	7	258	12	303	210	1.96	2	0.85	3	PAINTED CONCRETE
FLOOR	11	-5	3	23	0.007	22	1	7	236	12	270	190	-0.99	2	3.51	3	PAINTED CONCRETE
FLOOR	11	-7	3	23	0.009	22	0	7	203	12	277	210	0.48	2	3.51	3	PAINTED CONCRETE
FLOOR	11	-9	3	23	0.011	22	1	7	241	12	322	250	0.48	2	-3.13	3	PAINTED CONCRETE
FLOOR	9	-9	4	23	0.014	22	3	7	253	12	327	220	0.48	2	-1.80	3	PAINTED CONCRETE

## Blairsville Point Survey Form #003

Survey Serial #:	04-006
------------------	--------

Survey Section:	4
-----------------	---

Survey Unit:	1
--------------	---

Survey Sub-unit:	5
------------------	---

Classification:	4
-----------------	---

Survey Type:	LOWER
--------------	-------

Survey Date:	6/6/95
--------------	--------

Count Date:	9/11/95
-------------	---------

Alpha Survey Instruments				
Inst. S/N	Inst. Code	Eff. %	Corr. Fac.	Bkg. CPM
1517	7	22.1	4.52	0

Beta Survey Instruments				
Inst. S/N	Inst. Code	Eff. %	Corr. Fac.	Bkg. CPM
1595	12	34.9	2.87	236

Gamma or Beta/Gamma Instruments			
Inst. S/N	Inst. Code	Bkg.	Detection Type
1522	22	0.014	Beta / Gamma
234	23	4	Gamma

Alpha Counting Instruments				
Inst. S/N	Inst. Code	Eff. %	Corr. Fac.	Bkg. CPM
13295	2	33.96	2.94	0.34

Beta Counting Instruments				
Inst. S/N	Inst. Code	Eff. %	Corr. Fac.	Bkg. CPM
13295	3	37.6	2.66	1.68

Surveyor:	L. J. SMITH/C. VERGARI
-----------	------------------------

Signature: 

Surface Description	Coordinates		Gamma at 1m	Gamma Inst.	Beta/Gamma Contact	Beta/Gamma	Contact Gross 1 min. Count	Alpha Inst.	Contact Gross 1 min. Count	Beta Inst.	Scan Contact Gross CPM		Removable DPM/100 cm2	Alpha Count	Removable DPM/100 cm2	Beta Count	Comments
	X	Y	uR/hr	Code	mR/hr	Code	Alpha	Beta	Code	Code	Max Beta	Avg Beta	Alpha	Beta	Code		
FLOOR	1	-1	4	23	0.008	22	0	7	316	12	356	280	0.48	2	-0.47	3	PAINTED CONCRETE
FLOOR	1	-3	4	23	0.013	22	2	7	283	12	386	290	0.48	2	2.18	3	PAINTED CONCRETE
FLOOR	1	-5	4	23	0.012	22	6	7	308	12	399	300	-0.99	2	0.85	3	PAINTED CONCRETE
FLOOR	2	-7	4	23	0.007	22	3	7	319	12	471	330	-0.99	2	-1.80	3	PAINTED CONCRETE

## Blairsville Point Survey Form #003

Survey Serial #:	04-007
------------------	--------

Survey Section:	4
-----------------	---

Survey Unit:	1
--------------	---

Survey Sub-unit:	6
------------------	---

Classification:	4
-----------------	---

Survey Type:	LOWER
--------------	-------

Survey Date:	6/6/95
--------------	--------

Count Date:	9/12/95
-------------	---------


Alpha Survey Instruments				
Inst.	Inst.		Corr.	Bkg.
S/N	Code	Eff. %	Fac.	CPM
1517	7	22.1	4.52	3

Beta Survey Instruments				
Inst.	Inst.		Corr.	Bkg.
S/N	Code	Eff. %	Fac.	CPM
1595	12	34.9	2.87	223

Gamma or Beta/Gamma Instruments			
Inst.	Inst.		Detection
S/N	Code	Bkg.	Type
1522	22	0.014	Beta / Gamma
234	23	3	Gamma

Alpha Counting Instruments				
Inst.	Inst.		Corr.	Bkg.
S/N	Code	Eff. %	Fac.	CPM
13295	2	33.96	2.94	0.34

Beta Counting Instruments				
Inst.	Inst.		Corr.	Bkg.
S/N	Code	Eff. %	Fac.	CPM
13295	3	37.6	2.66	1.68

Surveyor:	L.J.SMITH/C.VERGARI
Signature:	

Surface Description	Coordinates		Gamma at 1m	Gamma Inst.	Beta/Gamma Contact	Beta/Gamma	Contact Gross 1 min. Count	Alpha Inst.	Contact Gross 1 min. Count	Beta Inst.	Scan Contact Gross CPM		Removable DPM/100 cm2	Alpha Count	Removable DPM/100 cm2	Beta Count	Comments
	X	Y	uR/hr	Code	mR/hr	Code	Alpha	Beta	Code	Code	Max Beta	Avg Beta	Alpha	Beta	Code		
FLOOR	1	-2	4	23	0.013	22	0	7	236	12	313	250	3.43	2	3.51	3	CARPETED
FLOOR	2	-3.5	4	23	0.012	22	1	7	240	12	316	210	0.48	2	-4.46	3	CARPETED

## Blairsville Point Survey Form #003

Survey Serial #:	04-008
------------------	--------

Survey Section:	4
-----------------	---

Survey Unit:	1
--------------	---

Survey Sub-unit:	7
------------------	---

Classification:	4
-----------------	---

Survey Type:	LOWER
--------------	-------

Survey Date:	6/6/95
--------------	--------

Count Date:	9/11/95
-------------	---------

Alpha Survey Instruments				
Inst.	Inst.	Corr.	Bkg.	
S/N	Code	Eff. %	Fac.	CPM
1517	7	22.1	4.52	2

Beta Survey Instruments				
Inst.	Inst.	Corr.	Bkg.	
S/N	Code	Eff. %	Fac.	CPM
1595	12	34.9	2.87	211

Gamma or Beta/Gamma Instruments			
Inst.	Inst.		Detection
S/N	Code	Bkg.	Type
1522	22	0.01	Beta / Gamma
234	23	4	Gamma

Alpha Counting Instruments				
Inst.	Inst.	Corr.	Bkg.	
S/N	Code	Eff. %	Fac.	CPM
13295	2	33.96	2.94	0.34

Beta Counting Instruments				
Inst.	Inst.	Corr.	Bkg.	
S/N	Code	Eff. %	Fac.	CPM
13295	3	37.6	2.66	1.68

Surveyor:	L.J.SMITH/C.VERGARI
-----------	---------------------

Signature: 

Surface Description	Coordinates		Gamma at 1m	Gamma Inst.	Beta/Gamma Contact	Beta/Gamma	Contact Gross 1 min. Count	Alpha Inst.	Contact Gross 1 min. Count	Beta Inst.	Scan Contact Gross CPM		Removable DPM/100 cm2	Alpha Count	Removable DPM/100 cm2	Beta Count	Comments
	X	Y	uR/hr	Code	mR/hr	Code	Alpha	Code	Beta	Code	Max Beta	Avg Beta	Alpha	Code	Beta	Code	
FLOOR	1	-1	4	23	0.016	22	2	7	300	12	344	270	-0.99	2	0.85	3	CARPETED
FLOOR	2	-2.5	5	23	0.015	22	3	7	292	12	340	250	-0.99	2	-3.13	3	CARPETED

## Blairsville Point Survey Form #003

Survey Serial #:	04-009
------------------	--------

Survey Section:	4
-----------------	---

Survey Unit:	1
--------------	---

Survey Sub-unit:	9
------------------	---

Classification:	4
-----------------	---

Survey Type:	LOWER
--------------	-------

Survey Date:	6/6/95
--------------	--------

Count Date:	9/12/95
-------------	---------

Alpha Survey Instruments				
Inst. S/N	Inst. Code	Eff. %	Corr. Fac.	Bkg. CPM
1517	7	22.1	4.52	271


Beta Survey Instruments				
Inst. S/N	Inst. Code	Eff. %	Corr. Fac.	Bkg. CPM
1595	12	34.9	2.87	0

Gamma or Beta/Gamma Instruments			
Inst. S/N	Inst. Code	Bkg.	Detection Type
1522	22	0.015	Beta / Gamma
234	23	6	Gamma

Alpha Counting Instruments				
Inst. S/N	Inst. Code	Eff. %	Corr. Fac.	Bkg. CPM
13295	2	33.96	2.94	0.34

Beta Counting Instruments				
Inst. S/N	Inst. Code	Eff. %	Corr. Fac.	Bkg. CPM
13295	3	37.6	2.66	1.68

Surveyor:	L.J.SMITH/C.VERGARI
-----------	---------------------

Signature: 

Surface Description	Coordinates		Gamma at 1m	Gamma Inst.	Beta/Gamma Contact	Beta/Gamma	Contact Gross 1 min. Count	Alpha Inst.	Contact Gross 1 min. Count	Beta Inst.	Scan Contact Gross CPM		Removable DPM/100 cm2	Alpha Count	Removable DPM/100 cm2	Beta Count	Comments
	X	Y	uR/hr	Code	mR/hr	Code	Alpha	Code	Beta	Code	Max Beta	Avg Beta	Alpha	Code	Beta	Code	
FLOOR	1	-1.5	6	23	0.012	22	0	7	291	12	358	275	-0.99	2	4.84	3	CONCRETE

## Blairsville Point Survey Form #003

Survey Serial #:	04-010
------------------	--------

Survey Section:	4
-----------------	---

Survey Unit:	1
--------------	---

Survey Sub-unit:	10
------------------	----

Classification:	4
-----------------	---

Survey Type:	LOWER
--------------	-------

Survey Date:	6/6/95
--------------	--------

Count Date:	9/11/95
-------------	---------

Alpha Survey Instruments				
Inst. S/N	Inst. Code	Eff. %	Corr. Fac.	Bkg. CPM
1517	7	22.1	4.52	2

Beta Survey Instruments				
Inst. S/N	Inst. Code	Eff. %	Corr. Fac.	Bkg. CPM
1595	12	34.9	2.87	286

Gamma or Beta/Gamma Instruments			
Inst. S/N	Inst. Code	Bkg.	Detection Type
1522	22	0.015	Beta / Gamma
234	23	5	Gamma

Alpha Counting Instruments				
Inst. S/N	Inst. Code	Eff. %	Corr. Fac.	Bkg. CPM
13295	2	33.96	2.94	0.34

Beta Counting Instruments				
Inst. S/N	Inst. Code	Eff. %	Corr. Fac.	Bkg. CPM
13295	3	37.6	2.66	1.68

Surveyor:	L.J. SMITH/C. VERGARI
-----------	-----------------------

Signature: 

Surface Description	Coordinates		Gamma at 1m	Gamma Inst.	Beta/Gamma Contact	Beta/Gamma Code	Contact Gross 1 min. Count	Alpha Inst.	Contact Gross 1 min. Count	Beta Inst.	Scan Contact Gross CPM		Removable DPM/100 cm2	Alpha Count	Removable DPM/100 cm2	Beta Count	Comments
	X	Y	uR/hr	Code	mR/hr	Code	Alpha	Code	Beta	Code	Max Beta	Avg Beta	Alpha	Code	Beta	Code	
FLOOR	2	-1.5	5	23	0.011	22	2	7	319	12	394	325	0.48	2	2.18	3	PAINTED CONCRETE
FLOOR	4	-1.5	5	23	0.006	22	3	7	348	12	445	350	-0.99	2	0.85	3	PAINTED CONCRETE
FLOOR	6	-1.5	6	23	0.013	22	6	7	337	12	480	350	0.48	2	4.84	3	PAINTED CONCRETE



## Blairsville Point Survey Form #003

Survey Serial #:	04-011
------------------	--------

Survey Section:	4
-----------------	---

Survey Unit:	1
--------------	---

Survey Sub-unit:	12
------------------	----

Classification:	4
-----------------	---

Survey Type:	LOWER
--------------	-------

Survey Date:	6/6/95
--------------	--------

Count Date:	9/11/95
-------------	---------


Alpha Survey Instruments				
Inst. S/N	Inst. Code	Eff. %	Corr. Fac.	Bkg. CPM
1517	7	22.1	4.52	2

Beta Survey Instruments				
Inst. S/N	Inst. Code	Eff. %	Corr. Fac.	Bkg. CPM
1595	12	34.9	2.87	261

Gamma or Beta/Gamma Instruments			
Inst. S/N	Inst. Code	Bkg.	Detection Type
1522	22	0.013	Beta / Gamma
234	23	5	Gamma

Alpha Counting Instruments				
Inst. S/N	Inst. Code	Eff. %	Corr. Fac.	Bkg. CPM
13295	2	33.96	2.94	0.34

Beta Counting Instruments				
Inst. S/N	Inst. Code	Eff. %	Corr. Fac.	Bkg. CPM
13295	3	37.6	2.66	1.68

Surveyor:	L.J.SMITH/C.VERGARI
Signature:	

Surface Description	Coordinates		Gamma at 1m	Gamma Inst.	Beta/Gamma Contact	Beta/Gamma	Contact Gross 1 min. Count	Alpha Inst.	Contact Gross 1 min. Count	Beta Inst.	Scan Contact Gross CPM		Removable DPM/100 cm2	Alpha Count	Removable DPM/100 cm2	Beta Count	Comments
	X	Y	uR/hr	Code	mR/hr	Code	Alpha	Code	Beta	Code	Max Beta	Avg Beta	Alpha	Code	Beta	Code	
FLOOR	1	-1	6	23	0.012	22	16	7	316	12	288	230	1.96	2	6.17	3	PAINTEd CONCRETE
FLOOR	1	-3	5	23	0.012	22	4	7	327	12	459	300	0.48	2	-1.80	3	PAINTEd CONCRETE

## Blairsville Point Survey Form #003

Survey Serial #:	04-012
------------------	--------

Survey Section:	4
-----------------	---

Survey Unit:	1
--------------	---

Survey Sub-unit:	13
------------------	----

Classification:	4
-----------------	---

Survey Type:	LOWER
--------------	-------

Survey Date:	6/6/95
--------------	--------

Count Date:	9/12/95
-------------	---------

Alpha Survey Instruments				
Inst. S/N	Inst. Code	Eff. %	Corr. Fac.	Bkg. CPM
1517	7	22.1	4.52	2


Beta Survey Instruments				
Inst. S/N	Inst. Code	Eff. %	Corr. Fac.	Bkg. CPM
1595	12	34.9	2.87	264

Gamma or Beta/Gamma Instruments			
Inst. S/N	Inst. Code	Bkg.	Detection Type
1522	22	0.009	Beta / Gamma
234	23	5	Gamma

Alpha Counting Instruments				
Inst. S/N	Inst. Code	Eff. %	Corr. Fac.	Bkg. CPM
13295	2	33.96	2.94	0.34

Beta Counting Instruments				
Inst. S/N	Inst. Code	Eff. %	Corr. Fac.	Bkg. CPM
13295	3	37.6	2.66	1.68

Surveyor:	L.J.SMITH/C.VERGARI
-----------	---------------------

Signature: 

Surface Description	Coordinates		Gamma at 1m	Gamma Inst.	Beta/Gamma Contact	Beta/Gamma	Contact Gross	Alpha	Contact Gross	Beta	Scan Contact		Removable	Alpha	Removable	Beta	Comments
	X	Y	uR/hr	Code	mR/hr	Code	1 min. Count	Code	1 min. Count	Code	Gross CPM		DPM/100 cm2	Count	DPM/100 cm2	Count	
							Alpha	Code	Beta	Code	Max Beta	Avg Beta	Alpha	Code	Beta	Code	
FLOOR	1	-1	6	23	0.009	22	2	7	316	12	428	325	-0.99	2	-1.80	3	CONCRETE
FLOOR	1	-3	5	23	0.01	22	2	7	327	12	406	325	-0.99	2	0.85	3	CONCRETE

## Blairsville Point Survey Form #003

Survey Serial #:	04-013
------------------	--------

Survey Section:	4
-----------------	---

Survey Unit:	1
--------------	---

Survey Sub-unit:	14
------------------	----

Classification:	4
-----------------	---

Survey Type:	LOWER
--------------	-------

Survey Date:	6/6/95
--------------	--------

Count Date:	9/12/95
-------------	---------

Alpha Survey Instruments				
Inst. S/N	Inst. Code	Eff. %	Corr. Fac.	Bkg. CPM
1517	7	22.1	4.52	4

Beta Survey Instruments				
Inst. S/N	Inst. Code	Eff. %	Corr. Fac.	Bkg. CPM
1595	12	34.9	2.87	241

Gamma or Beta/Gamma Instruments			
Inst. S/N	Inst. Code	Bkg.	Detection Type
1522	22	0.012	Beta / Gamma
234	23	6	Gamma

Alpha Counting Instruments				
Inst. S/N	Inst. Code	Eff. %	Corr. Fac.	Bkg. CPM
13295	2	33.96	2.94	0.34

Beta Counting Instruments				
Inst. S/N	Inst. Code	Eff. %	Corr. Fac.	Bkg. CPM
13295	3	37.6	2.66	1.68

Surveyor:	L.J.SMITH/C.VERGARI
-----------	---------------------

Signature: 

Surface Description	Coordinates		Gamma at 1m	Gamma Inst.	Beta/Gamma Contact	Beta/Gamma Code	Contact Gross 1 min. Count	Alpha Inst. Code	Contact Gross 1 min. Count	Beta Inst. Code	Scan Contact Gross CPM		Removable DPM/100 cm2	Alpha Count	Removable DPM/100 cm2	Beta Count	Comments
	X	Y	uR/hr	Code	mR/hr	Code	Alpha	Code	Beta	Code	Max Beta	Avg Beta	Alpha	Code	Beta	Code	
FLOOR	1	-1	6	23	0.013	22	1	7	358	12	393	350	-0.99	2	0.85	3	PAINTED CONCRETE
FLOOR	1	-3	6	23	0.016	22	9	7	357	12	398	340	-0.99	2	-3.13	3	PAINTED CONCRETE

## Blairsville Point Survey Form #003

Survey Serial #:	04-014
------------------	--------

Survey Section:	4
-----------------	---

Survey Unit:	1
--------------	---

Survey Sub-unit:	11
------------------	----

Classification:	4
-----------------	---

Survey Type:	LOWER
--------------	-------

Survey Date:	6/7/95
--------------	--------

Count Date:	9/12/95
-------------	---------

Alpha Survey Instruments				
Inst. S/N	Inst. Code	Eff. %	Corr. Fac.	Bkg. CPM
1517	7	22.1	4.52	2


Beta Survey Instruments				
Inst. S/N	Inst. Code	Eff. %	Corr. Fac.	Bkg. CPM
1595	12	34.9	2.87	261

Gamma or Beta/Gamma Instruments			
Inst. S/N	Inst. Code	Bkg.	Detection Type
1522	22	0.013	Beta / Gamma
234	23	5	Gamma

Alpha Counting Instruments				
Inst. S/N	Inst. Code	Eff. %	Corr. Fac.	Bkg. CPM
13295	2	33.96	2.94	0.34

Beta Counting Instruments				
Inst. S/N	Inst. Code	Eff. %	Corr. Fac.	Bkg. CPM
13295	3	37.6	2.66	1.68

Surveyor:	L.J. SMITH/C. VERGARI
-----------	-----------------------

Signature: 

Surface Description	Coordinates		Gamma at 1m	Gamma Inst.	Beta/Gamma Contact	Beta/Gamma Code	Contact Gross 1 min. Count	Alpha Inst. Code	Contact Gross 1 min. Count	Beta Inst. Code	Scan Contact Gross CPM		Removable DPM/100 cm2	Alpha Count Code	Removable DPM/100 cm2	Beta Count Code	Comments
	X	Y	uR/hr	Code	mR/hr	Code	Alpha	Beta	Code	Code	Max Beta	Avg Beta	Alpha	Beta	Code		
FLOOR	2	-2	6	23	0.015	22	0	7	319	12	392	300	-0.99	2	-1.80	3	CONCRETE
FLOOR	1	-1	5	23	0.009	22	2	7	296	12	404	300	0.48	2	0.85	3	CONCRETE

## Blairsville Point Survey Form #003

Survey Serial #:	04-015
Survey Section:	4
Survey Unit:	1
Survey Sub-unit:	15

Alpha Survey Instruments				
Inst. S/N	Inst. Code	Eff. %	Corr. Fac.	Bkg. CPM
1517	7	22.1	4.52	3


Beta Survey Instruments				
Inst. S/N	Inst. Code	Eff. %	Corr. Fac.	Bkg. CPM
1595	12	34.9	2.87	269

Gamma or Beta/Gamma Instruments			
Inst. S/N	Inst. Code	Bkg.	Detection Type
1522	22	0.008	Beta / Gamma
234	23	4	Gamma

Classification:	4
Survey Type:	LOWER

Alpha Counting Instruments				
Inst. S/N	Inst. Code	Eff. %	Corr. Fac.	Bkg. CPM
13295	2	33.96	2.94	0.34

Beta Counting Instruments				
Inst. S/N	Inst. Code	Eff. %	Corr. Fac.	Bkg. CPM
13295	3	37.6	2.66	1.68

Surveyor:	L.J. SMITH/C. VERGARI
Signature:	

Surface Description	Coordinates		Gamma at 1m	Gamma Inst.	Beta/Gamma Contact	Beta/Gamma	Contact Gross 1 min. Count	Alpha Inst.	Contact Gross 1 min. Count	Beta Inst.	Scan Contact Gross CPM		Removable DPM/100 cm2	Alpha Count	Removable DPM/100 cm2	Beta Count	Comments
	X	Y	uR/hr	Code	mR/hr	Code	Alpha	Beta	Code	Code	Max Beta	Avg Beta	Alpha	Beta	Code		
FLOOR	1	-4	5	23	0.015	22	3	7	323	12	357	300	0.48	2	-0.47	3	PAINTED CONCRETE
FLOOR	2	-6	4	23	0.012	22	2	7	255	12	397	275	1.96	2	3.51	3	PAINTED CONCRETE
FLOOR	2	-8	4	23	0.017	22	2	7	326	12	345	300	-0.99	2	-4.46	3	PAINTED CONCRETE
FLOOR	2	-10	5	23	0.015	22	1	7	321	12	438	325	-0.99	2	-1.80	3	PAINTED CONCRETE
FLOOR	2	-14	5	23	0.014	22	1	7	327	12	380	300	-0.99	2	0.85	3	PAINTED CONCRETE
FLOOR	2	-16	4.5	23	0.009	22	2	7	328	12	384	300	-0.99	2	3.51	3	PAINTED CONCRETE
FLOOR	1	-18	5	23	0.016	22	2	7	298	12	386	300	0.48	2	3.51	3	PAINTED CONCRETE
FLOOR	3	-18	4	23	0.012	22	2	7	273	12	398	275	0.48	2	0.85	3	PAINTED CONCRETE

## Blairsville Point Survey Form #003

Survey Serial #:	04-016
------------------	--------

Survey Section:	4
-----------------	---

Survey Unit:	1
--------------	---

Survey Sub-unit:	16
------------------	----

Classification:	4
-----------------	---

Survey Type:	LOWER
--------------	-------

Survey Date:	6/7/95
--------------	--------

Count Date:	9/12/95
-------------	---------

Alpha Survey Instruments				
Inst. S/N	Inst. Code	Eff. %	Corr. Fac.	Bkg. CPM
1517	7	22.1	4.52	4

Beta Survey Instruments				
Inst. S/N	Inst. Code	Eff. %	Corr. Fac.	Bkg. CPM
1595	12	34.9	2.87	433

Gamma or Beta/Gamma Instruments			
Inst. S/N	Inst. Code	Bkg.	Detection Type
1522	22	0.021	Beta / Gamma
234	23	6	Gamma

Alpha Counting Instruments				
Inst. S/N	Inst. Code	Eff. %	Corr. Fac.	Bkg. CPM
13295	2	33.96	2.94	0.34

Beta Counting Instruments				
Inst. S/N	Inst. Code	Eff. %	Corr. Fac.	Bkg. CPM
13295	3	37.6	2.66	1.68

Surveyor:	L.J.SMITH/C.VERGARI
-----------	---------------------

Signature: 

Surface Description	Coordinates		Gamma at 1m	Gamma Inst.	Beta/Gamma Contact	Beta/Gamma Code	Contact Gross 1 min. Count	Alpha Inst. Code	Contact Gross 1 min. Count	Beta Inst. Code	Scan Contact Gross CPM		Removable DPM/100 cm2	Alpha Count	Removable DPM/100 cm2	Beta Count	Comments
	X	Y	uR/hr	Code	mR/hr	Code	Alpha	Code	Beta	Code	Max Beta	Avg Beta	Alpha	Code	Beta	Code	
FLOOR	3	-1	8	23	0.018	22	4	7	444	12	695	500	0.48	2	2.18	3	CERAMIC TILE
FLOOR	2	-2	7	23	0.012	22	5	7	511	12	627	480	-0.99	2	0.85	3	CERAMIC TILE
FLOOR	2	-4	6	23	0.014	22	4	7	519	12	683	500	-0.99	2	-0.47	3	CERAMIC TILE
FLOOR	2	-6	6	23	0.016	22	1	7	449	12	550	430	0.48	2	0.85	3	CERAMIC TILE
FLOOR	0	-6	7	23	0.015	22	4	7	456	12	598	450	-0.99	2	3.51	3	CERAMIC TILE
FLOOR	-2	-5	6	23	0.01	22	4	7	467	12	692	500	0.48	2	-0.47	3	CERAMIC TILE

## Blairsville Point Survey Form #003

Survey Serial #:	04-017
------------------	--------

Survey Section:	4
-----------------	---

Survey Unit:	1
--------------	---

Survey Sub-unit:	4
------------------	---

Classification:	4
-----------------	---

Survey Type:	LOWER
--------------	-------

Survey Date:	6/8/95
--------------	--------

Count Date:	9/12/95
-------------	---------


Alpha Survey Instruments				
Inst. S/N	Inst. Code	Eff. %	Corr. Fac.	Bkg. CPM
1517	7	22.1	4.52	0

Beta Survey Instruments				
Inst. S/N	Inst. Code	Eff. %	Corr. Fac.	Bkg. CPM
1595	12	34.9	2.87	240

Gamma or Beta/Gamma Instruments			
Inst. S/N	Inst. Code	Bkg.	Detection Type
234	23	0.012	Gamma
1522	22	3	Beta / Gamma

Alpha Counting Instruments				
Inst. S/N	Inst. Code	Eff. %	Corr. Fac.	Bkg. CPM
13295	2	33.96	2.94	0.34

Beta Counting Instruments				
Inst. S/N	Inst. Code	Eff. %	Corr. Fac.	Bkg. CPM
13295	3	37.6	2.66	1.68

Surveyor:	L.J. SMITH/C. VERGARI
Signature:	

Surface Description	Coordinates		Gamma at 1m uR/hr	Gamma Inst. Code	Beta/Gamma Contact mR/hr	Beta/Gamma Code	Contact Gross 1 min. Count Alpha	Alpha Inst. Code	Contact Gross 1 min. Count Beta	Beta Inst. Code	Scan Contact Gross CPM		Removable DPM/100 cm2 Alpha	Alpha Count Code	Removable DPM/100 cm2 Beta	Beta Count Code	Comments
											Max Beta	Avg Beta					
	X	Y															
FLOOR	3	-3	4	23	0.014	22	2	7	268	12	360	270	-0.99	2	0.85	3	PAINTED CONCRETE
FLOOR	5	-7	3	23	0.012	22	0	7	221	12	355	240	-0.99	2	0.85	3	PAINTED CONCRETE
FLOOR	7	-7	4	23	0.009	22	3	7	254	12	354	260	0.48	2	-0.47	3	PAINTED CONCRETE
FLOOR	9	-2	4	23	0.01	22	1	7	257	12	357	270	0.48	2	0.85	3	PAINTED CONCRETE
FLOOR	12	-3	3	23	0.011	22	1	7	333	12	392	350	-0.99	2	-0.47	3	PAINTED CONCRETE
FLOOR	14	-7	3	23	0.015	22	2	7	301	12	350	290	-0.99	2	-1.80	3	PAINTED CONCRETE
FLOOR	14	-13	4	23	0.009	22	0	7	254	12	386	260	0.48	2	0.85	3	PAINTED CONCRETE
FLOOR	14	-17	4	23	0.011	22	3	7	310	12	334	290	-0.99	2	-1.80	3	PAINTED CONCRETE
FLOOR	4	-19	4	23	0.011	22	2	7	313	12	350	290	-0.99	2	0.85	3	PAINTED CONCRETE
FLOOR	8	-19	5	23	0.014	22	2	7	322	12	387	300	-0.99	2	3.51	3	PAINTED CONCRETE
FLOOR	14	-19	4	23	0.016	22	1	7	304	12	356	275	-0.99	2	2.18	3	PAINTED CONCRETE
FLOOR	12	-23	5	23	0.014	22	2	7	345	12	506	350	0.48	2	-3.13	3	PAINTED CONCRETE
FLOOR	6	-28	4	23	0.007	22	1	7	296	12	380	300	1.96	2	0.85	3	PAINTED CONCRETE
FLOOR	10	-28	5	23	0.016	22	2	7	327	12	421	325	-0.99	2	3.51	3	PAINTED CONCRETE
FLOOR	12	-31	4	23	0.013	22	1	7	312	12	422	325	-0.99	2	-3.13	3	PAINTED CONCRETE
FLOOR	8	-31	3	23	0.013	22	2	7	339	12	515	325	0.48	2	-1.80	3	PAINTED CONCRETE
FLOOR	14	-32	3	23	0.011	22	4	7	304	12	315	275	0.48	2	-3.13	3	PAINTED CONCRETE
FLOOR	16	-32	3	23	0.015	22	4	7	323	12	436	325	-0.99	2	0.85	3	PAINTED CONCRETE
FLOOR	12	-37	3	23	0.021	22	1	7	303	12	424	300	0.48	2	-1.80	3	PAINTED CONCRETE
FLOOR	11	-39	4	23	0.011	22	1	7	310	12	410	300	-0.99	2	3.51	3	PAINTED CONCRETE

## Blairsville Point Survey Form #003

Survey Serial #:	04-018
------------------	--------

Survey Section:	4
-----------------	---

Survey Unit:	1
--------------	---

Survey Sub-unit:	4
------------------	---

Classification:	4
-----------------	---

Survey Type:	LOWER
--------------	-------

Survey Date:	6/12/95
--------------	---------

Count Date:	9/12/95
-------------	---------


Alpha Survey Instruments				
Inst. S/N	Inst. Code	Eff. %	Corr. Fac.	Bkg. CPM
1517	7	22.1	4.52	2

Beta Survey Instruments				
Inst. S/N	Inst. Code	Eff. %	Corr. Fac.	Bkg. CPM
1595	12	34.9	2.87	304

Gamma or Beta/Gamma Instruments			
Inst. S/N	Inst. Code	Bkg.	Detection Type
1522	22	0.007	Beta / Gamma
234	23	4	Gamma

Alpha Counting Instruments				
Inst. S/N	Inst. Code	Eff. %	Corr. Fac.	Bkg. CPM
13295	2	33.96	2.94	0.34

Beta Counting Instruments				
Inst. S/N	Inst. Code	Eff. %	Corr. Fac.	Bkg. CPM
13295	3	37.6	2.66	1.68

Surveyor:	C. VERGARI
Signature:	

Surface Description	Coordinates		Gamma at 1m	Gamma Inst.	Beta/Gamma Contact	Beta/Gamma Code	Contact Gross 1 min. Count	Alpha Inst.	Contact Gross 1 min. Count	Beta Inst.	Scan Contact Gross CPM		Removable DPM/100 cm2	Alpha Count	Removable DPM/100 cm2	Beta Count	Comments
	X	Y	uR/hr	Code	mR/hr	Code	Alpha	Beta	Code	Code	Max Beta	Avg Beta	Alpha	Beta	Code		
FLOOR	11	-43	3	23	0.015	22	4	7	325	12	371	250	0.48	2	0.85	3	PAINTED CONCRETE
FLOOR	13	-43	4	23	0.011	22	3	7	292	12	361	270	0.48	2	-4.46	3	PAINTED CONCRETE
FLOOR	13	-45	4	23	0.012	22	0	7	324	12	392	280	1.96	2	4.84	3	PAINTED CONCRETE
FLOOR	9	-45	4	23	0.012	22	3	7	327	12	358	260	-0.99	2	-1.80	3	PAINTED CONCRETE
FLOOR	11	-49	3	23	0.013	22	0	7	271	12	488	300	-0.99	2	2.18	3	PAINTED CONCRETE
FLOOR	9	-50	4	23	0.014	22	3	7	265	12	348	270	-0.99	2	-3.13	3	PAINTED CONCRETE
FLOOR	1	-50	4	23	0.013	22	2	7	296	12	374	260	-0.99	2	2.18	3	UNPAINTED CONCRETE
FLOOR	11	-52	3	23	0.013	22	4	7	297	12	394	280	0.48	2	-0.47	3	PAINTED CONCRETE
FLOOR	15	-52	4	23	0.01	22	4	7	319	12	344	270	0.48	2	-0.47	3	PAINTED CONCRETE
FLOOR	9	-60	5	23	0.01	22	3	7	328	12	403	290	0.48	2	6.17	3	PAINTED CONCRETE



## Blairsville Point Survey Form #003

Survey Serial #:	04-019
Survey Section:	4
Survey Unit:	18
Survey Sub-unit:	1

Alpha Survey Instruments				
Inst. S/N	Inst. Code	Eff. %	Corr. Fac.	Bkg. CPM
1588	8	21.2	4.72	4


Beta Survey Instruments				
Inst. S/N	Inst. Code	Eff. %	Corr. Fac.	Bkg. CPM
1601	13	34.6	2.89	215
5245	17	23.3	4.29	40

Gamma or Beta/Gamma Instruments			
Inst. S/N	Inst. Code	Bkg.	Detection Type
1522	22	0.013	Beta / Gamma
234	23	6	Gamma

Classification:	1
Survey Type:	ROOF
Survey Date:	8/30/95
Count Date:	9/20/95

Alpha Counting Instruments				
Inst. S/N	Inst. Code	Eff. %	Corr. Fac.	Bkg. CPM
13295	2	33.93	2.95	0.45

Beta Counting Instruments				
Inst. S/N	Inst. Code	Eff. %	Corr. Fac.	Bkg. CPM
13295	3	37.39	2.67	1.96

Surveyor:	L.J.SMITH/C.VERGARI
Signature:	

Surface Description	Coordinates		Gamma at 1m	Gamma Inst.	Beta/Gamma Contact	Beta/Gamma Code	Contact Gross 1 min. Count	Alpha Inst. Code	Contact Gross 1 min. Count	Beta Inst. Code	Scan Contact Gross CPM		Removable DPM/100 cm2	Alpha Count	Removable DPM/100 cm2	Beta Count	Comments
	X	Y	uR/hr	Code	mR/hr	Code	Alpha	Beta	Code	Code	Max Beta	Avg Beta	Alpha	Beta	Code		
ROOFTOP	2	-2	6	23	0.008	22	6	8	282	13	405	290	5.77	2	6.15	3	RUBBER
ROOFTOP	8	-2	7	23	0.006	22	13	8	293	13	328	280	-0.13	2	0.80	3	RUBBER
ROOFTOP	12	-2	7	23	0.01	22	12	8	275	13	379	250	-0.13	2	-1.87	3	RUBBER
ROOFTOP	16	-2	7	23	0.011	22	3	8	239	13	287	240	-0.13	2	-0.53	3	RUBBER
ROOFTOP	1	-4	8	23	0.014	22	16	8	259	13	384	240	1.34	2	-1.87	3	RUBBER
ROOFTOP	3	-4	6	23	0.008	22	15	8	274	13	344	290	-1.61	2	2.14	3	RUBBER
ROOFTOP	6	-4	7	23	0.012	22	15	8	255	13	331	290	1.34	2	4.81	3	RUBBER
ROOFTOP	8	-4	7	23	0.007	22	13	8	235	13	335	230	-1.61	2	-1.87	3	RUBBER
ROOFTOP	11	-4	6	23	0.014	22	10	8	245	13	379	260	1.34	2	6.15	3	RUBBER
ROOFTOP	17	-4	6	23	0.007	22	11	8	258	13	331	290	-0.13	2	-0.53	3	RUBBER
ROOFTOP	2	-6	6	23	0.016	22	7	8	271	13	406	290	1.34	2	0.80	3	RUBBER
ROOFTOP	6	-6	6	23	0.011	22	13	8	249	13	355	250	-0.13	2	4.81	3	RUBBER
ROOFTOP	10	-6	6	23	0.01	22	13	8	293	13	302	260	-1.61	2	-3.21	3	RUBBER
ROOFTOP	14	-6	6	23	0.007	22	8	8	252	13	329	260	1.34	2	2.14	3	RUBBER
ROOF DRAIN	18	-5	5	23	0.012	22	2	8	288	13	307	230	1.34	2	0.80	3	
ROOFTOP	4	-8	8	23	0.008	22	16	8	255	13	360	250	-0.13	2	7.49	3	RUBBER
ROOFTOP	7	-8	6	23	0.005	22	12	8	277	13	304	240	1.34	2	-3.21	3	RUBBER
ROOFTOP	10	-8	6	23	0.011	22	18	8	311	13	356	270	1.34	2	2.14	3	RUBBER
ROOFTOP	16	-8	6	23	0.005	22	7	8	241	13	311	220	-0.13	2	0.80	3	RUBBER
ROOFTOP	2	-10	7	23	0.01	22	13	8	286	13	305	260	-0.13	2	-1.87	3	RUBBER
ROOFTOP	8	-10	6	23	0.008	22	9	8	292	13	352	290	-0.13	2	0.80	3	RUBBER
ROOFTOP	12	-10	5	23	0.007	22	8	8	264	13	360	270	-1.61	2	-0.53	3	RUBBER
ROOFTOP	15	-10	5	23	0.008	22	5	8	258	13	334	270	-0.13	2	2.14	3	RUBBER
ROOFTOP	4	-12	6	23	0.015	22	18	8	277	13	362	260	-1.61	2	-1.87	3	RUBBER
ROOFTOP	10	-12	7	23	0.011	22	15	8	259	13	318	270	-1.61	2	-3.21	3	RUBBER

## Blairsville Point Survey Form #003

Survey Serial #:	04-019
Survey Section:	4
Survey Unit:	18
Survey Sub-unit:	1

Alpha Survey Instruments				
Inst. S/N	Inst. Code	Eff. %	Corr. Fac.	Bkg. CPM
1588	8	21.2	4.72	4


Beta Survey Instruments				
Inst. S/N	Inst. Code	Eff. %	Corr. Fac.	Bkg. CPM
1601	13	34.6	2.89	215
5245	17	23.3	4.29	40

Gamma or Beta/Gamma Instruments			
Inst. S/N	Inst. Code	Bkg.	Detection Type
1522	22	0.013	Beta / Gamma
234	23	6	Gamma

Classification:	1
Survey Type:	ROOF
Survey Date:	8/30/95
Count Date:	9/20/95

Alpha Counting Instruments				
Inst. S/N	Inst. Code	Eff. %	Corr. Fac.	Bkg. CPM
13295	2	33.93	2.95	0.45

Beta Counting Instruments				
Inst. S/N	Inst. Code	Eff. %	Corr. Fac.	Bkg. CPM
13295	3	37.39	2.67	1.96

Surveyor:	L.J. SMITH/C. VERGARI
Signature:	

Surface Description	Coordinates		Gamma at 1m	Gamma Inst.	Beta/Gamma Contact	Beta/Gamma	Contact Gross 1 min. Count	Alpha Inst.	Contact Gross 1 min. Count	Beta Inst.	Scan Contact Gross CPM		Removable DPM/100 cm2	Alpha Count	Removable DPM/100 cm2	Beta Count	Comments
	X	Y	uR/hr	Code	mR/hr	Code	Alpha	Code	Beta	Code	Max Beta	Avg Beta	Alpha	Code	Beta	Code	
ROOFTOP	14	-12	6	23	0.012	22	8	8	266	13	326	250	-1.61	2	-0.53	3	RUBBER
ROOFTOP	2	-14	7	23	0.007	22	15	8	292	13	355	260	-1.61	2	-3.21	3	RUBBER
ROOFTOP	6	-14	7	23	0.014	22	18	8	267	13	366	280	1.34	2	0.80	3	RUBBER
ROOFTOP	12	-14	5	23	0.008	22	16	8	230	13	318	220	-0.13	2	-4.55	3	RUBBER
ROOFTOP	16	-14	7	23	0.01	22	7	8	244	13	297	210	-0.13	2	-3.21	3	RUBBER
ROOF DRAIN	18	-5	N/A	N/A	N/A	N/A	N/A	N/A	N/A	17	80	60	-0.13	2	3.48	3	BETA SCAN ONLY

# Blairsville Decommissioning Survey Form #003

Survey Serial #:	04-020
------------------	--------

Survey Section:	4
-----------------	---

Survey Unit:	1
--------------	---

Survey Sub-unit:	1
------------------	---

Classification:	4
-----------------	---

Survey Type:	upper
--------------	-------

Survey Date:	4/18/96
--------------	---------

Count Date:	5/8/96
-------------	--------

Alpha Survey Instruments				
Inst. S/N	Inst. Code	Eff. %	Corr. Fac.	Bkg. CPM
1517	7	19.5	5.13	1

Beta Survey Instruments				
Inst. S/N	Inst. Code	Eff. %	Corr. Fac.	Bkg. CPM
1601	13	33.9	2.95	227

Gamma or Beta/Gamma Instruments			
Inst. S/N	Inst. Code	Bkg.	Detection Type

Alpha Counting Instruments				
Inst. S/N	Inst. Code	Eff. %	Corr. Fac.	Bkg. CPM
13295	2	34.34	2.91	0.23

Beta Counting Instruments				
Inst. S/N	Inst. Code	Eff. %	Corr. Fac.	Bkg. CPM
13295	3	37.14	2.69	1.82

Surveyor:	V. Taylor / C Vergari
-----------	-----------------------

Signature: 

Surface Description	Coordinates		Gamma at 1m	Gamma Inst.	Beta/Gamma Contact	Beta/Gamma Code	Contact Gross 1 min. Count	Alpha Inst. Code	Contact Gross 1 min. Count	Beta Inst. Code	Scan Contact Gross CPM		Removable DPM/100 cm2	Alpha Count Code	Removable DPM/100 cm2	Beta Count Code	Comments
	X	Y	uR/hr	Code	mR/hr	Code	Alpha	Beta	Code	Code	Max Beta	Avg Beta	Alpha	Beta			
Metal	5	6	N/A	N/A	N/A	N/A	4	7	210	13	299	190	-0.89	2	0.02	3	West wall
Metal	5	4	N/A	N/A	N/A	N/A	4	7	193	13	276	180	-0.89	2	-4.17	3	West wall
Metal	7	6	N/A	N/A	N/A	N/A	2	7	192	13	289	200	2.23	2	2.81	3	West wall
Metal	7	4	N/A	N/A	N/A	N/A	0	7	196	13	277	200	-0.89	2	4.21	3	West wall
Metal	9	4	N/A	N/A	N/A	N/A	1	7	195	13	277	190	-0.89	2	2.81	3	West wall
Metal	11	6	N/A	N/A	N/A	N/A	3	7	184	13	317	170	-0.89	2	1.42	3	West wall
Metal	13	6	N/A	N/A	N/A	N/A	5	7	203	13	310	190	-0.89	2	2.81	3	West wall
Metal	6	9	N/A	N/A	N/A	N/A	6	7	204	13	341	150	-0.89	2	0.02	3	North wall
Metal	8	7.5	N/A	N/A	N/A	N/A	5	7	215	13	284	200	2.23	2	1.42	3	North wall
Metal	10	9	N/A	N/A	N/A	N/A	3	7	202	13	286	190	-0.89	2	0.02	3	North wall
Metal	10	7.5	N/A	N/A	N/A	N/A	2	7	233	13	283	200	-0.89	2	2.81	3	North wall
Metal	12	5.6	N/A	N/A	N/A	N/A	6	7	213	13	292	180	-0.89	2	1.42	3	North wall
Metal	12.5	4	N/A	N/A	N/A	N/A	3	7	181	13	326	250	-0.89	2	2.81	3	North wall
Metal	3	3	N/A	N/A	N/A	N/A	1	7	287	13	264	225	-0.89	2	-4.17	3	North wall
Metal	8	3	N/A	N/A	N/A	N/A	5	7	202	13	272	180	0.67	2	0.02	3	South wall
Painted Metal	4	-10	N/A	N/A	N/A	N/A	2	7	236	13	253	160	-0.89	2	0.02	3	Ceiling
Painted Metal	4	-7	N/A	N/A	N/A	N/A	2	7	196	13	346	170	-0.89	2	-1.38	3	Ceiling
Painted Metal	2	-7	N/A	N/A	N/A	N/A	0	7	206	13	292	190	-0.89	2	-2.77	3	Ceiling
Painted Metal	6	-9	N/A	N/A	N/A	N/A	4	7	167	13	344	180	0.67	2	2.81	3	Ceiling
Painted Metal	6	-7	N/A	N/A	N/A	N/A	1	7	209	13	288	160	0.67	2	-1.38	3	Ceiling
Painted Metal	6	-5	N/A	N/A	N/A	N/A	1	7	213	13	303	170	-0.89	2	-4.17	3	Ceiling
Painted Metal	4	-5	N/A	N/A	N/A	N/A	2	7	199	13	343	180	0.67	2	-4.17	3	Ceiling
Painted Metal	2	-5	N/A	N/A	N/A	N/A	2	7	210	13	285	170	-0.89	2	-2.77	3	Ceiling

## Blairsville Decommissioning Survey Form #003

Survey Serial #:	04-020
------------------	--------

Survey Section:	4
-----------------	---

Survey Unit:	1
--------------	---

Survey Sub-unit:	1
------------------	---

Classification:	4
-----------------	---

Survey Type:	upper
--------------	-------

Survey Date:	4/18/96
--------------	---------

Count Date:	5/8/96
-------------	--------

Alpha Survey Instruments				
Inst. S/N	Inst. Code	Eff. %	Corr. Fac.	Bkg. CPM
1517	7	19.5	5.13	1


Beta Survey Instruments				
Inst. S/N	Inst. Code	Eff. %	Corr. Fac.	Bkg. CPM
1601	13	33.9	2.95	227

Gamma or Beta/Gamma Instruments			
Inst. S/N	Inst. Code	Bkg.	Detection Type

Alpha Counting Instruments				
Inst. S/N	Inst. Code	Eff. %	Corr. Fac.	Bkg. CPM
13295	2	34.34	2.91	0.23

Beta Counting Instruments				
Inst. S/N	Inst. Code	Eff. %	Corr. Fac.	Bkg. CPM
13295	3	37.14	2.69	1.82

Surveyor:	V. Taylor / C Vergari
-----------	-----------------------

Signature: 

Surface Description	Coordinates		Gamma	Gamma	Beta/Gamma	Beta/	Contact Gross	Alpha	Contact Gross	Beta	Scan Contact		Removable	Alpha	Removable	Beta	Comments
			at 1m	Inst.	Contact	Gamma	1 min. Count	Inst.	1 min. Count	Inst.	Gross CPM		DPM/100 cm2	Count	DPM/100 cm2	Count	
	uR/hr	Code	mR/hr	Code	Alpha	Code	Beta	Code	Max Beta	Avg Beta	Alpha	Code	Beta	Code			
Painted Metal	10	-6	N/A	N/A	N/A	N/A	2	7	227	13	299	190	-0.89	2	1.42	3	Ceiling
Painted Metal	11	-6	N/A	N/A	N/A	N/A	1	7	227	13	314	190	-0.89	2	-2.77	3	Ceiling
Metal	2	3	N/A	N/A	N/A	N/A	2	7	167	13	240	170	-0.89	2	-4.17	3	South wall
Metal	10	3	N/A	N/A	N/A	N/A	3	7	226	13	282	180	-0.89	2	-2.77	3	South wall
Metal	13	3	N/A	N/A	N/A	N/A	2	7	206	13	260	190	-0.89	2	-4.17	3	South wall
Metal	15	3	N/A	N/A	N/A	N/A	0	7	201	13	282	160	-0.89	2	-1.38	3	South wall
Metal	17	3	N/A	N/A	N/A	N/A	3	7	219	13	253	170	-0.89	2	1.42	3	South wall