

**DIAGRAMS AND DATA SHEETS
FOR RADIOLOGICAL SURVEYS OF BUILDINGS**

JULY 20, 2000

VOLUME 4 OF 7

**WESTINGHOUSE ELECTRIC CORPORATION
BLAIRSVILLE, PA**

REPORT #003

**DIAGRAMS AND DATA SHEETS
FOR RADIOLOGICAL SURVEYS OF BUILDINGS**

TABLE OF CONTENTS

	<u>Page Number</u>
Purpose	1
Scope	1
Discussion	1
Appendix A: Site Diagrams	
Appendix B: Survey Unit 1 Diagrams	
Appendix C: Survey Unit 2 Diagrams	
Appendix D: Survey Unit 3 Diagrams	
Appendix E: Survey Unit 4 Diagrams	
Appendix F: Original Radiological Survey Data Sheets Building 1	
Appendix G: Original Radiological Survey Data Sheets Building 2	
Appendix H: Original Radiological Survey Data Sheets Building 3	
Appendix I: Original Radiological Survey Data Sheets Building 4	

DIAGRAMS AND DATA SHEETS FOR RADIOLOGICAL SURVEYS OF BUILDINGS

Purpose

The Westinghouse Blairsville Site utilized nuclear materials during the period of the mid to late 1950's to the early part of the 1960's. Work was performed both under licenses with the atomic Energy Commission and for the Bettis Atomic Power Laboratory. Although all work ceased during the 1960's, subsequent radiological surveys and investigations, starting in 1993, established that some residual radioactivity, primarily in underground piping and subsurface soil contamination, existed on the site. During the period of 1993 through the present, additional remediation work and radiological surveys have been conducted to establish that the site can be released for unrestricted use. This series of reports documents the results of the final status radiological surveys subsequent to the various remediation efforts.

Scope

This report compiles all of the building diagrams, both site maps and individual survey section maps. Also included are all of the original radiological survey data sheets used in the final unconditional building release analysis.

Discussion

Blairsville site diagrams included in Appendix A, give an overall view of the structures and some of the internals relevant to the overall report. The building internals in this appendix give an equipment layout of the office areas in Building 1. Also included is an example survey sample grid, applied to Building 1, following the procedure found in Report #006. Finally, a site-sectioning diagram showing the survey sections and units is provided.

Appendices B, C, D, and E include all sub-unit diagrams for survey units 1, 2, 3, and 4 respectively. These diagrams are sorted in consecutive order within each appendix. Appendices F, G, H, and I contain the original radiological survey data sheets for buildings 1, 2, 3, and 4 respectively. These appendices are arranged in consecutive order per the survey serial numbers and each contains the "Blairsville Point Survey Form #003". Many surveys also contain a "LB5100-W Low Background Counting System – Smear Analysis" printout, and/or a respective location diagram.

**DIAGRAMS AND DATA SHEETS
FOR RADIOLOGICAL SURVEYS OF BUILDINGS**

List of Volume Contents

Vol. Appendix Contents

1. Appendix A: Site Diagrams
 Appendix B: Survey Unit 1 Diagrams
 Appendix C: Survey Unit 2 Diagrams
 Appendix D: Survey Unit 3 Diagrams
 Appendix E: Survey Unit 4 Diagrams
2. Appendix F: Data Sheets for Building 1, Survey Serial #: 001-100
3. Appendix F: Data Sheets for Building 1, Survey Serial #: 101-200
4. Appendix F: Data Sheets for Building 1, Survey Serial #: 201-300
5. Appendix F: Data Sheets for Building 1, Survey Serial #: 301-400
6. Appendix F: Data Sheets for Building 1, Survey Serial #: 401-486
7. Appendix G: Data Sheets for Building 2, Survey Serial #: 001-057
 Appendix H: Data Sheets for Building 3, Survey Serial #: 001-028
 Appendix I: Data Sheets for Building 4, Survey Serial #: 001-018

APPENDIX B

SURVEY UNIT 1 DIAGRAMS

Blairsville Point Survey Form #003

Survey Serial #:	01-201
Survey Section:	1
Survey Unit:	11
Survey Sub-unit:	3

Alpha Survey Instruments				
Inst. S/N	Inst. Code	Eff. %	Corr. Fac.	Bkg. CPM
1510	6	21.4	4.67	4


Beta Survey Instruments				
Inst. S/N	Inst. Code	Eff. %	Corr. Fac.	Bkg. CPM
1593	11	35.4	2.82	255

Gamma or Beta/Gamma Instruments			
Inst. S/N	Inst. Code	Bkg.	Detection Type

Classification:	4
Survey Type:	LOWER WALL
Survey Date:	2/8/95
Count Date:	3/27/95

Alpha Counting Instruments				
Inst. S/N	Inst. Code	Eff. %	Corr. Fac.	Bkg. CPM
13295	2	33.37	3.00	0.25

Beta Counting Instruments				
Inst. S/N	Inst. Code	Eff. %	Corr. Fac.	Bkg. CPM
13295	3	37.06	2.70	1.88

Surveyor:	V. TAYLOR
Signature:	

Surface Description	Coordinates		Gamma at 1m uR/hr	Gamma Inst. Code	Beta/Gamma Contact mR/hr	Beta/Gamma Code	Contact Gross 1 min. Count Alpha	Alpha Inst. Code	Contact Gross 1 min. Count Beta	Beta Inst. Code	Scan Contact Gross CPM		Removable DPM/100 cm2 Alpha	Alpha Count Code	Removable DPM/100 cm2 Beta	Beta Count Code	Comments
	X	Y									Max Beta	Avg Beta					
PAINTED BLOCK	4	0.6	N/A	N/A	N/A	N/A	1	6	213	11	285	220	-0.74	2	-3.71	3	EAST WALL
PAINTED BLOCK	6	2	N/A	N/A	N/A	N/A	1	6	253	11	266	240	-0.74	2	1.69	3	EAST WALL
PAINTED BLOCK	8	1	N/A	N/A	N/A	N/A	1	6	256	11	316	220	-0.74	2	-1.01	3	EAST WALL

LB5100-W Low Background Counting System -- Smear Analysis

Date: 3/27/95
 Counting Unit id: 1
 Data file name: C:\LBXL\UNIT1\B01-201.XLD
 Batch Ended: 3/27/95 14:09
 Crosstalk Correction: Not Applied

Alpha activity action level (DPM): 20.00
 Beta activity action level (DPM): 200.00
 Certainty level for MDA and flags: 95.00%
 High Voltage Setting: 1410

Application Revision: 3
 Application Version: Standard

Batch ID: Blairsville 1-11-3

Carrier	Alpha Activity				Beta Activity				Count time (min)	Alpha CPM	Beta CPM	Completion Date - Time
	DPM	σ	flags	MDA	DPM	σ	flags	MDA				
22	-0.738	1.50	<MDA	7.53	-3.71	1.37	<MDA	12.28	2.00	-0.246	-1.38	3/27/95 14:05
23	-0.738	1.50	<MDA	7.53	1.69	3.03	<MDA	12.28	2.00	-0.246	0.63	3/27/95 14:07
24	-0.738	1.50	<MDA	7.53	-1.01	2.35	<MDA	12.28	2.00	-0.246	-0.38	3/27/95 14:09

Alpha efficiency log file: th230ab Alpha Efficiency: 33.37% Alpha to Beta Crosstalk: 24.79% Alpha Background (CPM): 0.246428571 Alpha Correction Factor: 1.000
Beta efficiency log file: tc99ab Beta Efficiency: 37.06% Beta into Alpha Crosstalk: 0.03% Beta Background (CPM): 1.875 Beta Correction Factor: 1.000

Blairsville Point Survey Form #003

Survey Serial #:	01-202
Survey Section:	1
Survey Unit:	11
Survey Sub-unit:	4

Alpha Survey Instruments				
Inst. S/N	Inst. Code	Eff. %	Corr. Fac.	Bkg. CPM
1510	6	21.4	4.67	4


Beta Survey Instruments				
Inst. S/N	Inst. Code	Eff. %	Corr. Fac.	Bkg. CPM
1593	11	35.4	2.82	255

Gamma or Beta/Gamma Instruments			
Inst. S/N	Inst. Code	Bkg.	Detection Type

Classification:	4
Survey Type:	lower
Survey Date:	2/8/95
Count Date:	3/27/95

Alpha Counting Instruments				
Inst. S/N	Inst. Code	Eff. %	Corr. Fac.	Bkg. CPM
13295	2	33.37	3.00	0.25

Beta Counting Instruments				
Inst. S/N	Inst. Code	Eff. %	Corr. Fac.	Bkg. CPM
13295	3	37.06	2.70	1.88

Surveyor:	V. TAYLOR
Signature:	

Surface Description	Coordinates		Gamma at 1m uR/hr	Gamma Inst. Code	Beta/Gamma Contact mR/hr	Beta/Gamma Code	Contact Gross 1 min. Count Alpha	Alpha Inst. Code	Contact Gross 1 min. Count Beta	Beta Inst. Code	Scan Contact Gross CPM		Removable DPM/100 cm2 Alpha	Alpha Count Code	Removable DPM/100 cm2 Beta	Beta Count Code	Comments
	X	Y									Max Beta	Avg Beta					
PAINTED BLOCK	2	0.5	N/A	N/A	N/A	N/A	2	6	256	11	294	250	0.76	2	-1.01	3	EAST WALL
PAINTED BLOCK	3	1.5	N/A	N/A	N/A	N/A	3	6	243	11	293	230	-0.74	2	-3.71	3	SOUTH WALL
PAINTED BLOCK	1.7	1.5	N/A	N/A	N/A	N/A	3	6	237	11	317	230		2		3	WEST WALL

LB5100-W Low Background Counting System – Smear Analysis

Date: 3/27/95
 Counting Unit id: 1
 Data file name: C:\LBXL\UNIT1\B01-202.XLD
 Batch Ended: 3/27/95 14:16
 Crosstalk Correction: Not Applied

Alpha activity action level (DPM): 20.00
 Beta activity action level (DPM): 200.00
 Certainty level for MDA and flags: 95.00%
 High Voltage Setting: 1410

Application Revision: 3
 Application Version: Standard

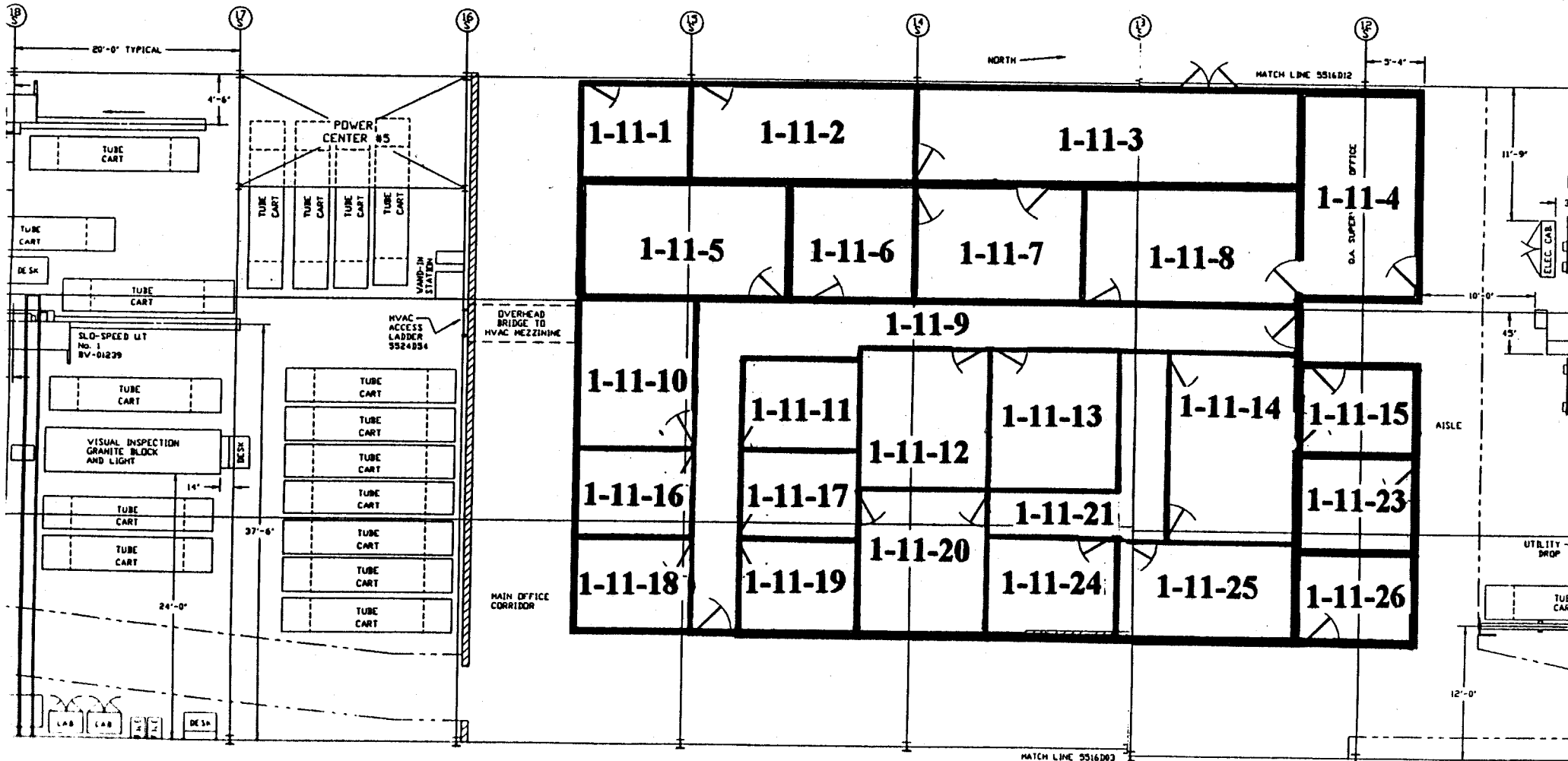
Batch ID: Blairsville 1-11-4

Carrier	Alpha Activity				Beta Activity			
	DPM	σ	flags	MDA	DPM	σ	flags	MDA
25	0.760	1.50	<MDA	7.53	-1.01	2.35	<MDA	12.28
27	-0.738	1.50	<MDA	7.53	-3.71	1.37	<MDA	12.28

Alpha efficiency log file: th230ab			
Alpha Efficiency: 33.37%			
Alpha to Beta Crosstalk: 24.79%			
Alpha Background (CPM): 0.246428571			
Alpha Correction Factor: 1.000			
Beta efficiency log file: tc99ab			
Beta Efficiency: 37.06%			
Beta into Alpha Crosstalk: 0.03%			
Beta Background (CPM): 1.875			
Beta Correction Factor: 1.000			
Count time (min)	Alpha CPM	Beta CPM	Completion Date - Time
2.00	0.254	-0.38	3/27/95 14:11
2.00	-0.246	-1.38	3/27/95 14:16

UNIT: 1-11-4
SN: 01-202
DATE: 2-8-95
BY: QUT

BAY 2 MAIN BUILDING
MID BAY PRODUCTION OFFICE
(UNIT 1-11)



Blairsville Point Survey Form #003

Survey Serial #:	01-203
Survey Section:	1
Survey Unit:	11
Survey Sub-unit:	7

Alpha Survey Instruments				
Inst. S/N	Inst. Code	Eff. %	Corr. Fac.	Bkg. CPM
1510	6	21.4	4.67	4


Beta Survey Instruments				
Inst. S/N	Inst. Code	Eff. %	Corr. Fac.	Bkg. CPM
1593	11	35.4	2.82	255

Gamma or Beta/Gamma Instruments			
Inst. S/N	Inst. Code	Bkg.	Detection Type

Classification:	4
Survey Type:	lower

Alpha Counting Instruments				
Inst. S/N	Inst. Code	Eff. %	Corr. Fac.	Bkg. CPM
13295	2	33.37	3.00	0.25

Beta Counting Instruments				
Inst. S/N	Inst. Code	Eff. %	Corr. Fac.	Bkg. CPM
13295	3	37.06	2.70	1.88

Surveyor:	V. TAYLOR
Signature:	

Surface Description	Coordinates		Gamma at 1m	Gamma Inst.	Beta/Gamma Contact	Beta/Gamma	Contact Gross 1 min. Count	Alpha Inst.	Contact Gross 1 min. Count	Beta Inst.	Scan Contact Gross CPM		Removable DPM/100 cm ²	Alpha Count	Removable DPM/100 cm ²	Beta Count	Comments
	X	Y	uR/hr	Code	mR/hr	Code	Alpha	Beta	Code	Max Beta	Avg Beta	Alpha	Beta	Beta	Code		
PAINTED BLOCK	1	0.5	N/A	N/A	N/A	N/A	3	6	226	11	311	220	-0.74	2	-5.06	3	WEST WALL
PAINTED BLOCK	2	0.5	N/A	N/A	N/A	N/A	2	6	226	11	332	230	2.26	2	-3.71	3	WEST WALL

LB5100-W Low Background Counting System – Smear Analysis

Date: 3/27/95
 Counting Unit id: 1
 Data file name: C:\LBXL\UNIT1\B01-203.XLD
 Batch Ended: 3/27/95 14:20
 Crosstalk Correction: Not Applied

Alpha activity action level (DPM): 20.00
 Beta activity action level (DPM): 200.00
 Certainty level for MDA and flags: 95.00%
 High Voltage Setting: 1410

Application Revision: 3
 Application Version: Standard

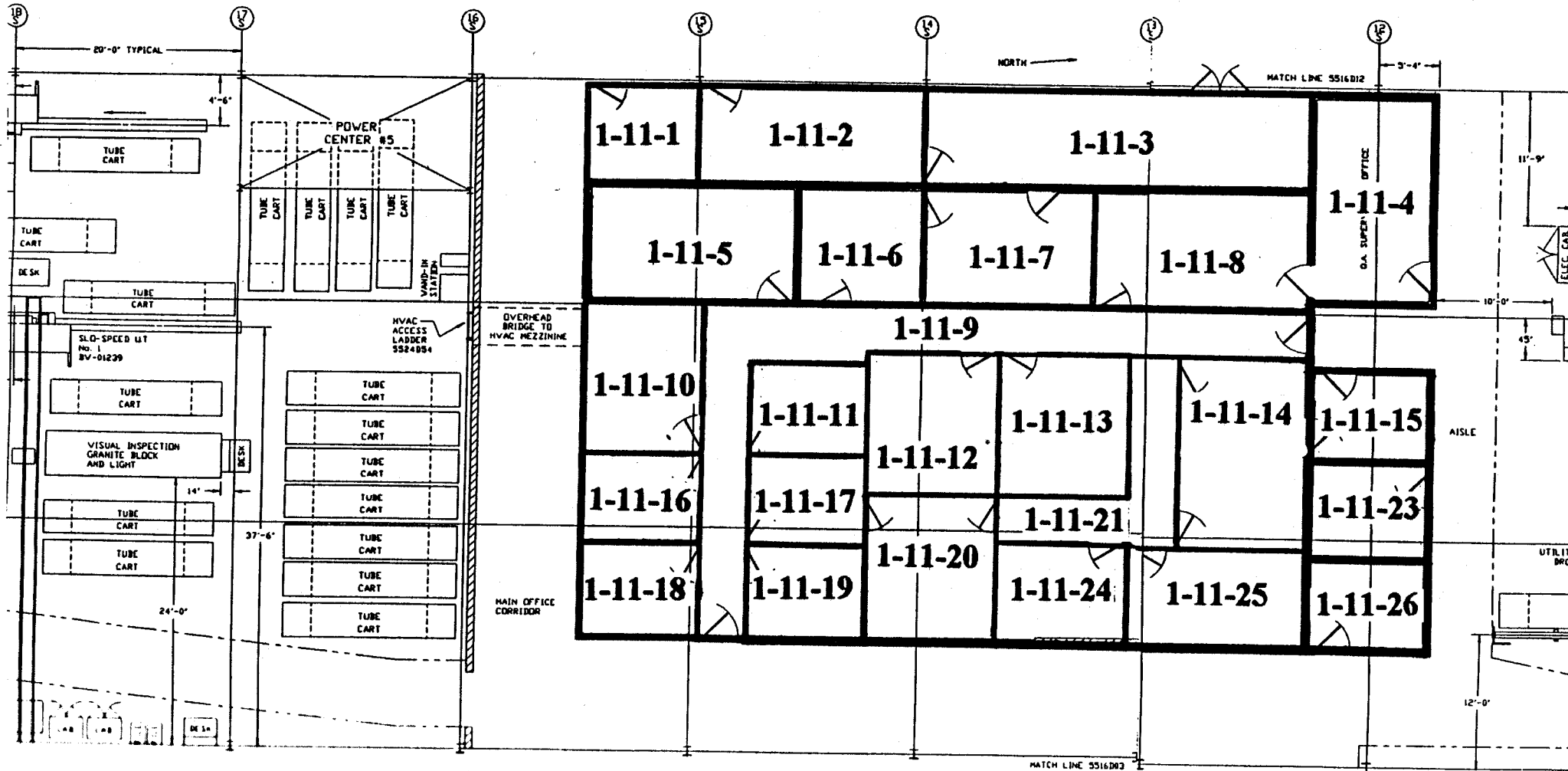
Batch ID: Blairsville 1-11-7

Carrier	Alpha Activity				Beta Activity				Count time (min)	Alpha CPM	Beta CPM	Completion Date - Time
	DPM	σ	flags	MDA	DPM	σ	flags	MDA				
28	-0.738	1.50	<MDA	7.53	-5.06	1.37	<MDA	12.28	2.00	-0.246	-1.88	3/27/95 14:18
29	2.258	2.12	<AL	7.53	-3.71	1.37	<MDA	12.28	2.00	0.754	-1.38	3/27/95 14:20

Alpha efficiency log file: th230ab Alpha Efficiency: 33.37% Alpha to Beta Crosstalk: 24.79% Alpha Background (CPM): 0.246428571 Alpha Correction Factor: 1.000
Beta efficiency log file: tc99ab Beta Efficiency: 37.06% Beta into Alpha Crosstalk: 0.03% Beta Background (CPM): 1.875 Beta Correction Factor: 1.000

UNIT: 1-11-7
 SN: 01-203
 DATE: 2-8-95
 BY: QUT

BAY 2 MAIN BUILDING
 MID BAY PRODUCTION OFFICE
 (UNIT 1-11)



Blairsville Point Survey Form #003

Survey Serial #:	01-204
Survey Section:	1
Survey Unit:	11
Survey Sub-unit:	8

Alpha Survey Instruments				
Inst. S/N	Inst. Code	Eff. %	Corr. Fac.	Bkg. CPM
1510	6	21.4	4.67	4


Beta Survey Instruments				
Inst. S/N	Inst. Code	Eff. %	Corr. Fac.	Bkg. CPM
1593	11	35.4	2.82	255

Gamma or Beta/Gamma Instruments			
Inst. S/N	Inst. Code	Bkg.	Detection Type

Classification:	4
Survey Type:	lower

Alpha Counting Instruments				
Inst. S/N	Inst. Code	Eff. %	Corr. Fac.	Bkg. CPM
13295	2	33.37	3.00	0.25

Beta Counting Instruments				
Inst. S/N	Inst. Code	Eff. %	Corr. Fac.	Bkg. CPM
13295	3	37.06	2.70	1.88

Surveyor:	V. TAYLOR
Signature:	

Surface Description	Coordinates		Gamma at 1m uR/hr	Gamma Inst. Code	Beta/Gamma Contact mR/hr	Beta/Gamma Code	Contact Gross 1 min. Count Alpha	Alpha Inst. Code	Contact Gross 1 min. Count Beta	Beta Inst. Code	Scan Contact Gross CPM		Removable DPM/100 cm2 Alpha	Alpha Count Code	Removable DPM/100 cm2 Beta	Beta Count Code	Comments
	X	Y									Max Beta	Avg Beta					
PAINTED BLOCK	1	1.5	N/A	N/A	N/A	N/A	2	6	224	11	332	200	-0.74	2	0.34	3	NORTH WALL

LB5100-W Low Background Counting System – Smear Analysis

Date: 3/27/95
 Counting Unit id: 1
 Data file name: C:\LBXL\UNIT1\B01-204.XLD
 Batch Ended: 3/27/95 14:22
 Crosstalk Correction: Not Applied

Alpha activity action level (DPM): 20.00
 Beta activity action level (DPM): 200.00
 Certainty level for MDA and flags: 95.00%
 High Voltage Setting: 1410

Application Revision: 3
 Application Version: Standard

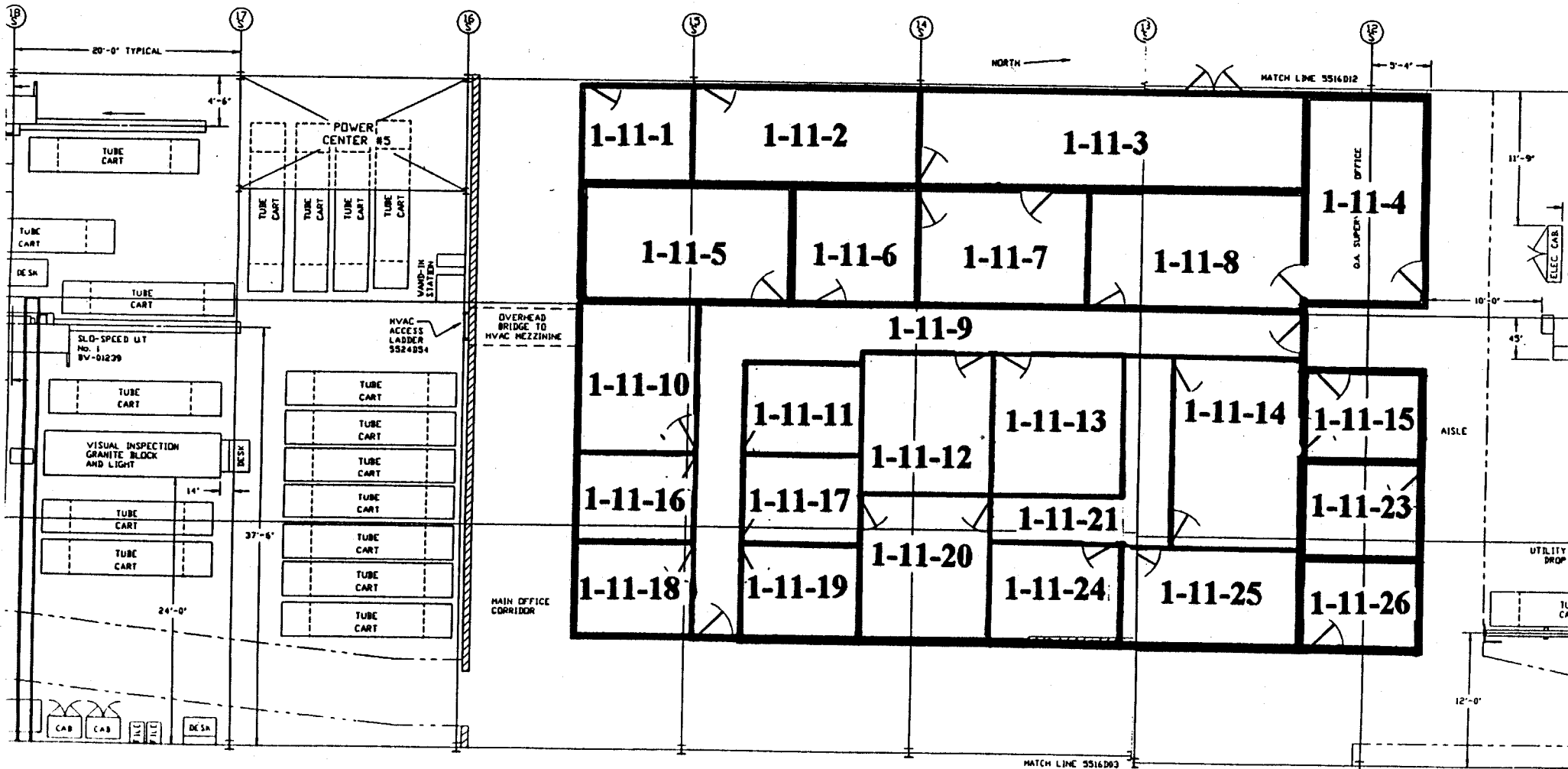
Batch ID: Blairsville 1-11-8

Carrier	Alpha Activity				Beta Activity				Count time (min)	Alpha CPM	Beta CPM	Completion Date - Time
	DPM	σ	flags	MDA	DPM	σ	flags	MDA				
30	-0.738	1.50	<MDA	7.53	0.34	2.71	<MDA	12.28	2.00	-0.246	0.13	3/27/95 14:22

Alpha efficiency log file: th230ab Alpha Efficiency: 33.37% Alpha to Beta Crosstalk: 24.79% Alpha Background (CPM): 0.246428571 Alpha Correction Factor: 1.000
Beta efficiency log file: tc99ab Beta Efficiency: 37.06% Beta into Alpha Crosstalk: 0.03% Beta Background (CPM): 1.875 Beta Correction Factor: 1.000

UNIT: 1-11-8
 SN: 01-204
 DATE: 2-8-95
 BY: QJT

BAY 2 MAIN BUILDING
 MID BAY PRODUCTION OFFICE
 (UNIT 1-11)



Blairsville Point Survey Form #003

Survey Serial #:	01-205
Survey Section:	1
Survey Unit:	11
Survey Sub-unit:	18

Alpha Survey Instruments				
Inst. S/N	Inst. Code	Eff. %	Corr. Fac.	Bkg. CPM
1510	6	21.4	4.67	4


Beta Survey Instruments				
Inst. S/N	Inst. Code	Eff. %	Corr. Fac.	Bkg. CPM
1593	11	35.4	2.82	255

Gamma or Beta/Gamma Instruments			
Inst. S/N	Inst. Code	Bkg.	Detection Type

Classification:	4
Survey Type:	LOWER

Alpha Counting Instruments				
Inst. S/N	Inst. Code	Eff. %	Corr. Fac.	Bkg. CPM
13295	2	33.37	3.00	0.25

Beta Counting Instruments				
Inst. S/N	Inst. Code	Eff. %	Corr. Fac.	Bkg. CPM
13295	3	37.06	2.70	1.88

Surveyor:	V. TAYLOR
Signature:	

Surface Description	Coordinates		Gamma at 1m	Gamma Inst.	Beta/Gamma Contact	Beta/Gamma	Contact Gross 1 min. Count	Alpha Inst.	Contact Gross 1 min. Count	Beta Inst.	Scan Contact Gross CPM		Removable DPM/100 cm2	Alpha Count	Removable DPM/100 cm2	Beta Count	Comments
	X	Y	uR/hr	Code	mR/hr	Code	Alpha	Code	Beta	Code	Max Beta	Avg Beta	Alpha	Code	Beta	Code	
PAINTED BLOCK	1	1	N/A	N/A	N/A	N/A	2	6	216	11	286	200	0.76	2	3.04	3	SOUTH WALL

LB5100-W Low Background Counting System -- Smear Analysis

Date: 4/4/95
 Counting Unit id: 1
 Data file name: C:\LBXL\UNIT1\B01-205.XLD
 Batch Ended: 4/4/95 8:00
 Crosstalk Correction: Not Applied

Alpha activity action level (DPM): 20.00
 Beta activity action level (DPM): 200.00
 Certainty level for MDA and flags: 95.00%
 High Voltage Setting: 1410

Application Revision: 3
 Application Version: Standard

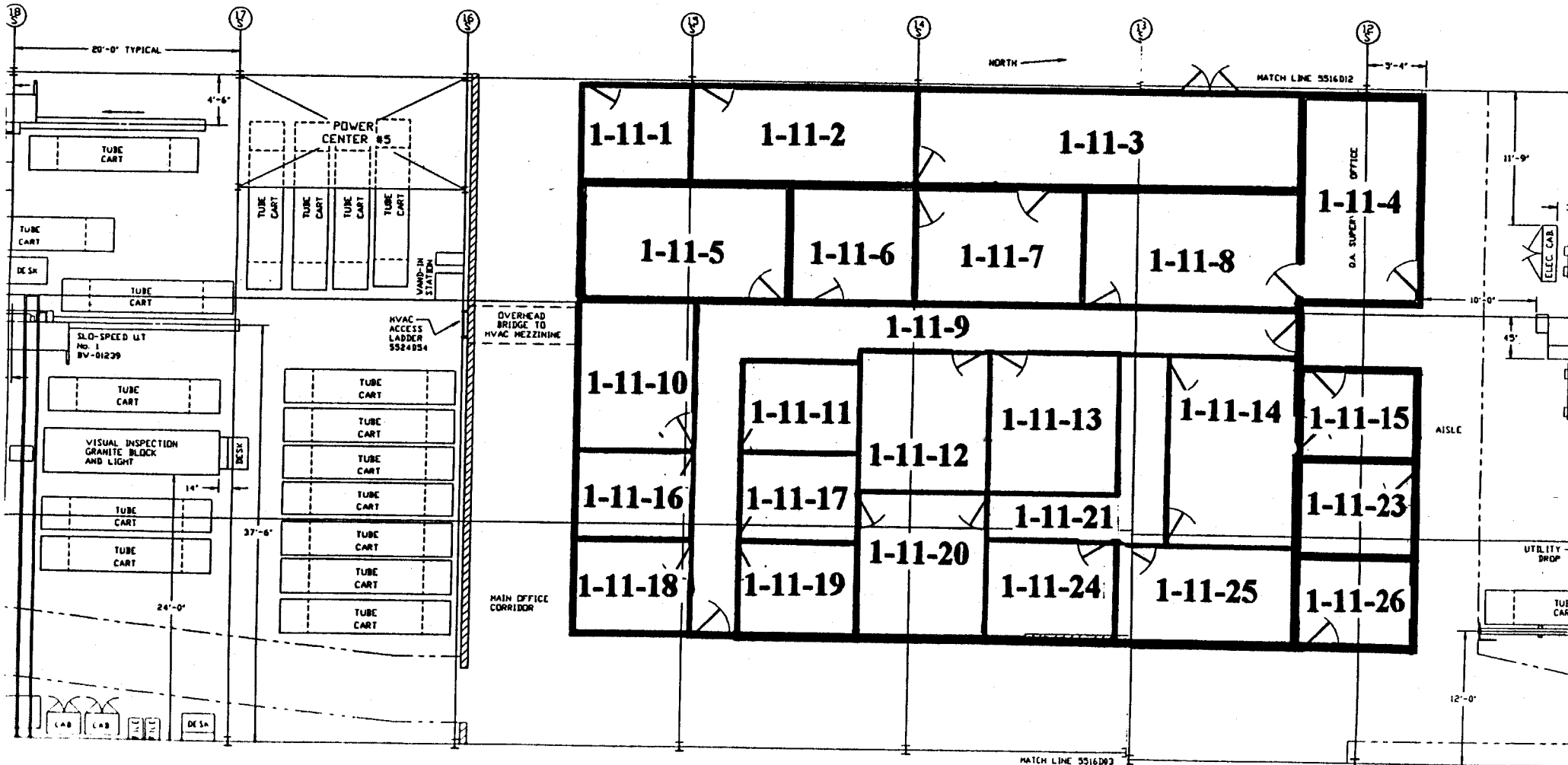
Batch ID: Blairsville 1-11-18

Carrier	Alpha Activity				Beta Activity				Count time (min)	Alpha CPM	Beta CPM	Completion Date - Time
	DPM	σ	flags	MDA	DPM	σ	flags	MDA				
2	0.760	1.50	<MDA	7.53	3.04	3.31	<MDA	12.28	2.00	0.254	1.13	4/4/95 8:00

Alpha efficiency log file: th230ab Alpha Efficiency: 33.37% Alpha to Beta Crosstalk: 24.79% Alpha Background (CPM): 0.246428571 Alpha Correction Factor: 1.000
Beta efficiency log file: tc99ab Beta Efficiency: 37.06% Beta into Alpha Crosstalk: 0.03% Beta Background (CPM): 1.875 Beta Correction Factor: 1.000

UNIT: 1-11-18
 SN: 01-205
 DATE: 2-8-95
 BY: QUT

BAY 2 MAIN BUILDING
 MID BAY PRODUCTION OFFICE
 (UNIT 1-11)



Blairsville Point Survey Form #003

Survey Serial #:	01-206
Survey Section:	1
Survey Unit:	11
Survey Sub-unit:	19

Alpha Survey Instruments				
Inst. S/N	Inst. Code	Eff. %	Corr. Fac.	Bkg. CPM
1510	6	21.4	4.67	0


Beta Survey Instruments				
Inst. S/N	Inst. Code	Eff. %	Corr. Fac.	Bkg. CPM
1593	11	35.4	2.82	174

Gamma or Beta/Gamma Instruments			
Inst. S/N	Inst. Code	Bkg.	Detection Type

Classification:	4
Survey Type:	LOWER
Survey Date:	2/8/95
Count Date:	4/4/95

Alpha Counting Instruments				
Inst. S/N	Inst. Code	Eff. %	Corr. Fac.	Bkg. CPM
13295	2	33.37	3.00	0.25

Beta Counting Instruments				
Inst. S/N	Inst. Code	Eff. %	Corr. Fac.	Bkg. CPM
13295	3	37.06	2.70	1.88

Surveyor:	V. TAYLOR
Signature:	

Surface Description	Coordinates		Gamma at 1m uR/hr	Gamma Inst. Code	Beta/Gamma Contact mR/hr	Beta/Gamma Code	Contact Gross 1 min. Count Alpha	Alpha Inst. Code	Contact Gross 1 min. Count Beta	Beta Inst. Code	Scan Contact Gross CPM		Removable DPM/100 cm2 Alpha	Alpha Count Code	Removable DPM/100 cm2 Beta	Beta Count Code	Comments
	X	Y									Max Beta	Avg Beta					
CLOTH PANEL	1	2	N/A	N/A	N/A	N/A	0	6	188	11	275	190	0.76	2	0.34	3	

LB5100-W Low Background Counting System – Smear Analysis

Date: 4/4/95
 Counting Unit id: 1
 Data file name: C:\LBXL\UNIT1\01-206.XLD
 Batch Ended: 4/4/95 8:05
 Crosstalk Correction: Not Applied

Alpha activity action level (DPM): 20.00
 Beta activity action level (DPM): 200.00
 Certainty level for MDA and flags: 95.00%
 High Voltage Setting: 1410

Application Revision: 3
 Application Version: Standard

Batch ID: Blairsville 1-11-19

Carrier	Alpha Activity				Beta Activity			
	DPM	σ	flags	MDA	DPM	σ	flags	MDA
3	0.760	1.50	<MDA	7.53	0.34	2.71	<MDA	12.28
4	-0.738	1.50	<MDA	7.53	-1.01	2.35	<MDA	12.28

Alpha efficiency log file: th230ab Alpha Efficiency: 33.37% Alpha to Beta Crosstalk: 24.79% Alpha Background (CPM): 0.246428571 Alpha Correction Factor: 1.000			
Beta efficiency log file: tc99ab Beta Efficiency: 37.06% Beta into Alpha Crosstalk: 0.03% Beta Background (CPM): 1.875 Beta Correction Factor: 1.000			
Count time (min)	Alpha CPM	Beta CPM	Completion Date - Time
2.00	0.254	0.13	4/4/95 8:02
2.00	-0.246	-0.38	4/4/95 8:05

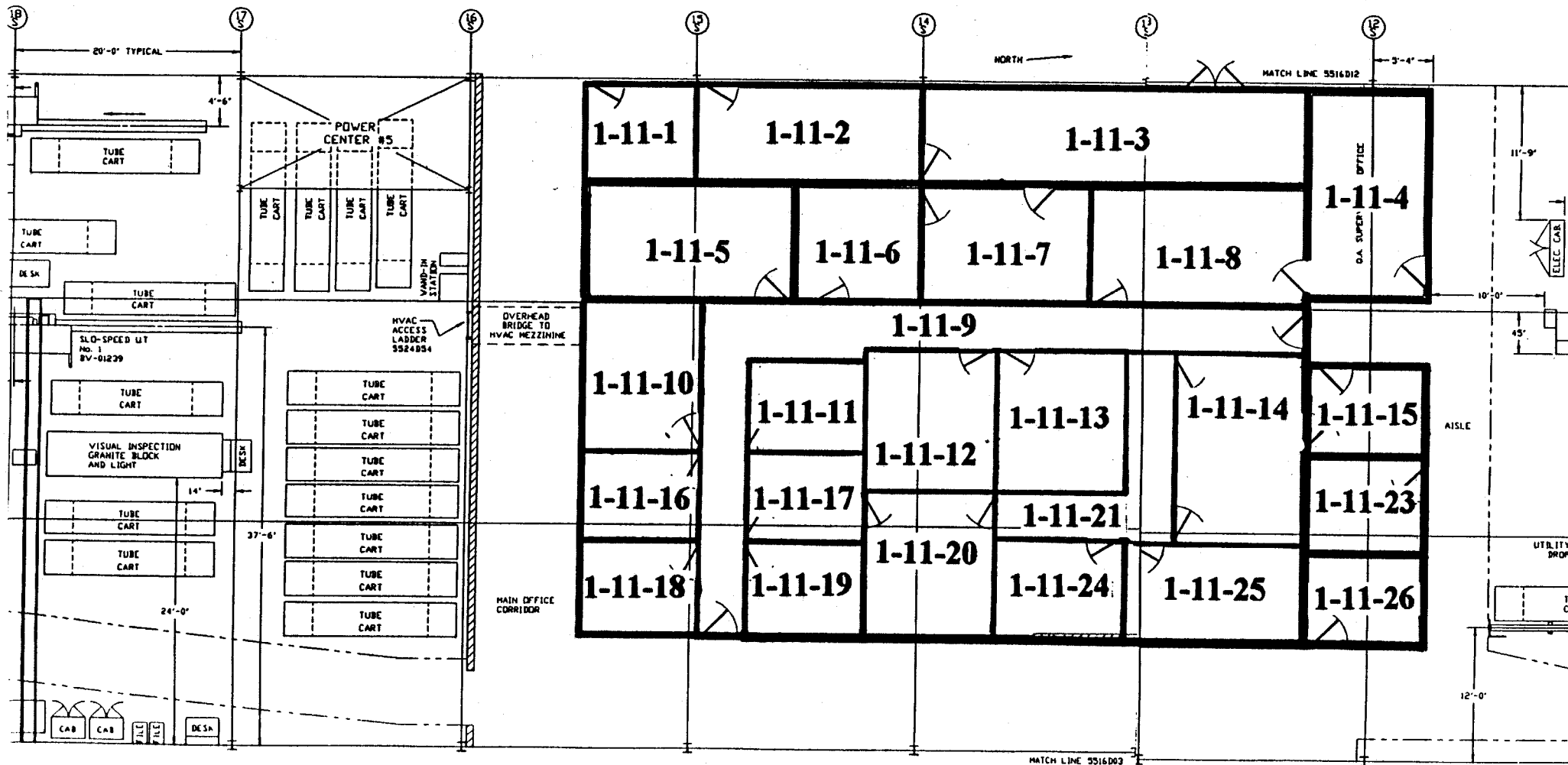
UNIT: 1-11-19

SN: 01-206

DATE: 2-8-95

BY: QVT

BAY 2 MAIN BUILDING
MID BAY PRODUCTION OFFICE
(UNIT 1-11)



Blairsville Point Survey Form #003

Survey Serial #:	01-207
Survey Section:	1
Survey Unit:	11
Survey Sub-unit:	24

Alpha Survey Instruments				
Inst. S/N	Inst. Code	Eff. %	Corr. Fac.	Bkg. CPM
1510	6	21.4	4.67	0


Beta Survey Instruments				
Inst. S/N	Inst. Code	Eff. %	Corr. Fac.	Bkg. CPM
1593	11	35.4	2.82	178

Gamma or Beta/Gamma Instruments			
Inst. S/N	Inst. Code	Bkg.	Detection Type

Classification:	4
Survey Type:	LOWER

Alpha Counting Instruments				
Inst. S/N	Inst. Code	Eff. %	Corr. Fac.	Bkg. CPM
13295	2	33.37	3.00	0.25

Beta Counting Instruments				
Inst. S/N	Inst. Code	Eff. %	Corr. Fac.	Bkg. CPM
13295	3	37.06	2.70	1.88

Surveyor:	V. TAYLOR
Signature:	

Surface Description	Coordinates		Gamma at 1m	Gamma Inst.	Beta/Gamma Contact	Beta/Gamma Code	Contact Gross 1 min. Count	Alpha Inst. Code	Contact Gross 1 min. Count	Beta Inst. Code	Scan Contact Gross CPM		Removable DPM/100 cm2	Alpha Count Code	Removable DPM/100 cm2	Beta Count Code	Comments
	X	Y	uR/hr	Code	mR/hr	Code	Alpha	Beta	Code	Code	Max Beta	Avg Beta	Alpha	Beta	Beta		
CLOTH PANEL	2	1	N/A	N/A	N/A	N/A	3	6	190	11	236	170	-0.74	2	-1.01	3	EAST WALL

LB5100-W Low Background Counting System – Smear Analysis

Date: 4/4/95
 Counting Unit id: 1
 Data file name: C:\LBXL\UNIT1\B01-207.XLD
 Batch Ended: 4/4/95 7:58
 Crosstalk Correction: Not Applied

Alpha activity action level (DPM): 20.00
 Beta activity action level (DPM): 200.00
 Certainty level for MDA and flags: 95.00%
 High Voltage Setting: 1410

Application Revision: 3
 Application Version: Standard

Batch ID: Blairsville 1-11-24

Carrier	Alpha Activity				Beta Activity				Count time (min)	Alpha CPM	Beta CPM	Completion Date - Time
	DPM	σ	flags	MDA	DPM	σ	flags	MDA				
1	-0.738	1.50	<MDA	7.53	-1.01	2.35	<MDA	12.28	2.00	-0.246	-0.38	4/4/95 7:58

Alpha efficiency log file: th230ab Alpha Efficiency: 33.37% Alpha to Beta Crosstalk: 24.79% Alpha Background (CPM): 0.246428571 Alpha Correction Factor: 1.000
Beta efficiency log file: tc99ab Beta Efficiency: 37.06% Beta into Alpha Crosstalk: 0.03% Beta Background (CPM): 1.875 Beta Correction Factor: 1.000

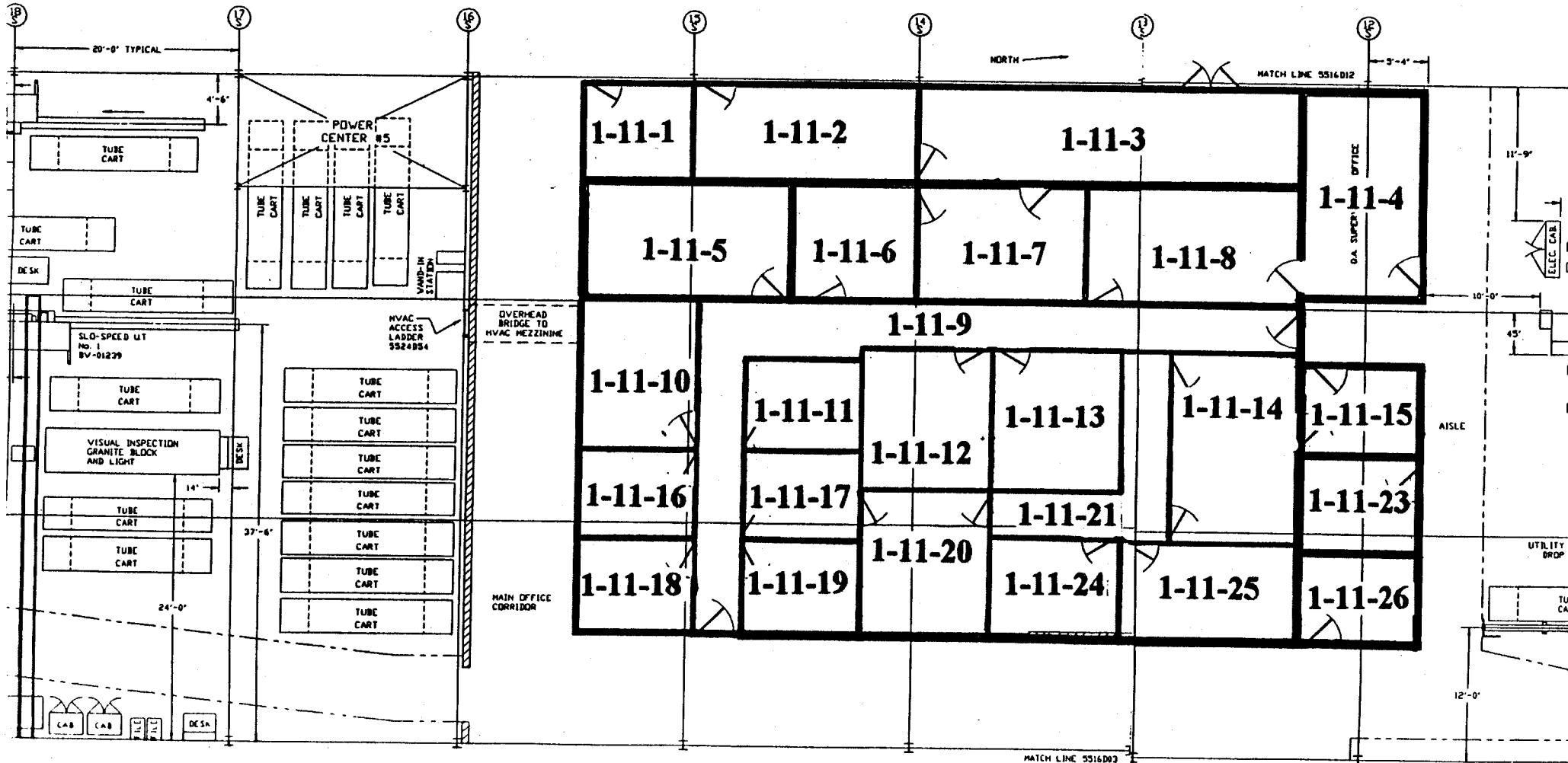
UNIT: 1-11-24

SN: 01-207

DATE: 2-8-95

BY: QUT

BAY 2 MAIN BUILDING
MID BAY PRODUCTION OFFICE
(UNIT 1-11)



Blairsville Point Survey Form #003

Survey Serial #:	01-208
------------------	--------

Survey Section:	1
-----------------	---

Survey Unit:	11
--------------	----

Survey Sub-unit:	25
------------------	----

Classification:	4
-----------------	---

Survey Type:	LOWER
--------------	-------

Survey Date:	2/8/95
--------------	--------

Count Date:	4/4/95
-------------	--------


Alpha Survey Instruments				
Inst. S/N	Inst. Code	Eff. %	Corr. Fac.	Bkg. CPM
1510	6	21.4	4.67	0

Beta Survey Instruments				
Inst. S/N	Inst. Code	Eff. %	Corr. Fac.	Bkg. CPM
1593	11	35.4	2.82	178

Gamma or Beta/Gamma Instruments			
Inst. S/N	Inst. Code	Bkg.	Detection Type

Alpha Counting Instruments				
Inst. S/N	Inst. Code	Eff. %	Corr. Fac.	Bkg. CPM
13295	2	33.37	3.00	0.25

Beta Counting Instruments				
Inst. S/N	Inst. Code	Eff. %	Corr. Fac.	Bkg. CPM
13295	3	37.06	2.70	1.88

Surveyor:	V. TAYLOR
Signature:	

Surface Description	Coordinates		Gamma at 1m uR/hr	Gamma Inst. Code	Beta/Gamma Contact mR/hr	Beta/Gamma Code	Contact Gross 1 min. Count Alpha	Alpha Inst. Code	Contact Gross 1 min. Count Beta	Beta Inst. Code	Scan Contact Gross CPM		Removable DPM/100 cm2 Alpha	Alpha Count Code	Removable DPM/100 cm2 Beta	Beta Count Code	Comments
	X	Y									Max Beta	Avg Beta					
CLOTH PANEL	1.5	1.5	N/A	N/A	N/A	N/A	2	6	182	11	249	160	-0.74	2	-5.06	3	NORTH WALL
CLOTH PANEL	2	1.2	N/A	N/A	N/A	N/A	2	6	185	11	198	160	-0.74	2	-1.01	3	EAST WALL

LB5100-W Low Background Counting System – Smear Analysis

Date: 4/4/95
 Counting Unit id: 1
 Data file name: C:\LBXL\UNIT1\B01-208.XLD
 Batch Ended: 4/4/95 8:09
 Crosstalk Correction: Not Applied

Alpha activity action level (DPM): 20.00
 Beta activity action level (DPM): 200.00
 Certainty level for MDA and flags: 95.00%
 High Voltage Setting: 1410

Application Revision: 3
 Application Version: Standard

Batch ID: Blairsville 1-11-25

Carrier	Alpha Activity				Beta Activity				Count time (min)	Alpha CPM	Beta CPM	Completion Date - Time
	DPM	σ	flags	MDA	DPM	σ	flags	MDA				
5	-0.738	1.50	<MDA	7.53	-5.06	1.37	<MDA	12.28	2.00	-0.246	-1.88	4/4/95 8:07
6	-0.738	1.50	<MDA	7.53	-1.01	2.35	<MDA	12.28	2.00	-0.246	-0.38	4/4/95 8:09

Alpha efficiency log file: th230ab Alpha Efficiency: 33.37% Alpha to Beta Crosstalk: 24.79% Alpha Background (CPM): 0.246428571 Alpha Correction Factor: 1.000
Beta efficiency log file: tc99ab Beta Efficiency: 37.06% Beta into Alpha Crosstalk: 0.03% Beta Background (CPM): 1.875 Beta Correction Factor: 1.000

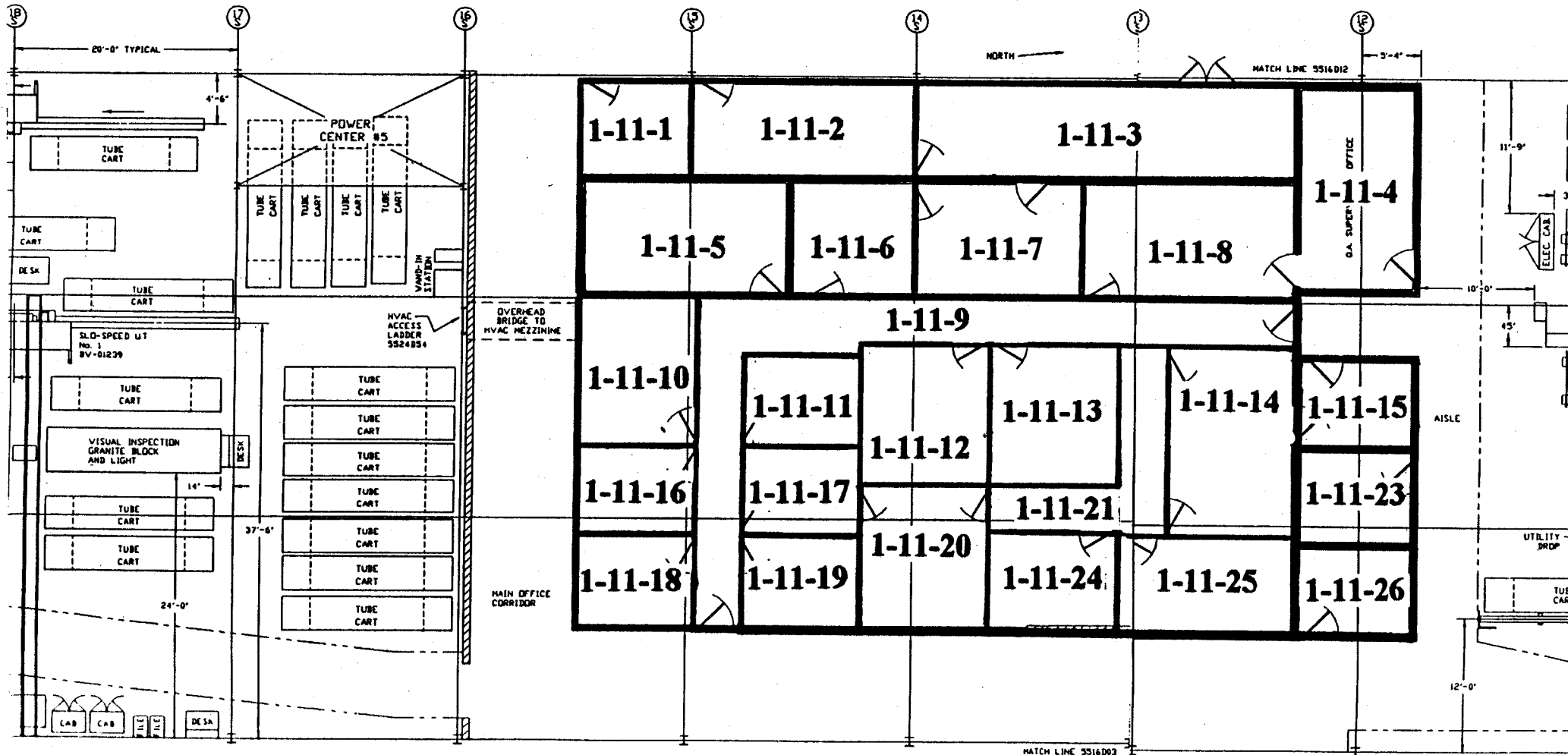
UNIT: 1-11-25

SN: 01-208

DATE: 2-8-95

BY: QJT

BAY 2 MAIN BUILDING
MID BAY PRODUCTION OFFICE
(UNIT 1-11)



Blairsville Point Survey Form #003

Survey Serial #:	01-209
Survey Section:	1
Survey Unit:	11
Survey Sub-unit:	26

Alpha Survey Instruments				
Inst. S/N	Inst. Code	Eff. %	Corr. Fac.	Bkg. CPM
1510	6	21.4	4.67	0


Beta Survey Instruments				
Inst. S/N	Inst. Code	Eff. %	Corr. Fac.	Bkg. CPM
1593	11	35.4	2.82	241

Gamma or Beta/Gamma Instruments			
Inst. S/N	Inst. Code	Bkg.	Detection Type

Classification:	4
Survey Type:	LOWER
Survey Date:	2/8/95
Count Date:	4/4/95

Alpha Counting Instruments				
Inst. S/N	Inst. Code	Eff. %	Corr. Fac.	Bkg. CPM
13295	2	33.37	3.00	0.25

Beta Counting Instruments				
Inst. S/N	Inst. Code	Eff. %	Corr. Fac.	Bkg. CPM
13295	3	37.06	2.70	1.88

Surveyor:	V. TAYLOR
Signature:	

Surface Description	Coordinates		Gamma at 1m	Gamma Inst.	Beta/Gamma Contact	Beta/Gamma	Contact Gross 1 min. Count	Alpha Inst.	Contact Gross 1 min. Count	Beta Inst.	Scan Contact Gross CPM		Removable DPM/100 cm2	Alpha Count	Removable DPM/100 cm2	Beta Count	Comments
	X	Y	uR/hr	Code	mR/hr	Code	Alpha	Code	Beta	Code	Max Beta	Avg Beta	Alpha	Code	Beta	Code	
PAINTED BLOCK	1.5	0.5	N/A	N/A	N/A	N/A	0	6	240	11	272	210	0.76	2	0.34	3	EAST WALL

LB5100-W Low Background Counting System – Smear Analysis

Date: 4/4/95
 Counting Unit id: 1
 Data file name: C:\LBXL\UNIT1\B01-209.XLD
 Batch Ended: 4/4/95 8:11
 Crosstalk Correction: Not Applied

Alpha activity action level (DPM): 20.00
 Beta activity action level (DPM): 200.00
 Certainty level for MDA and flags: 95.00%
 High Voltage Setting: 1410

Application Revision: 3
 Application Version: Standard

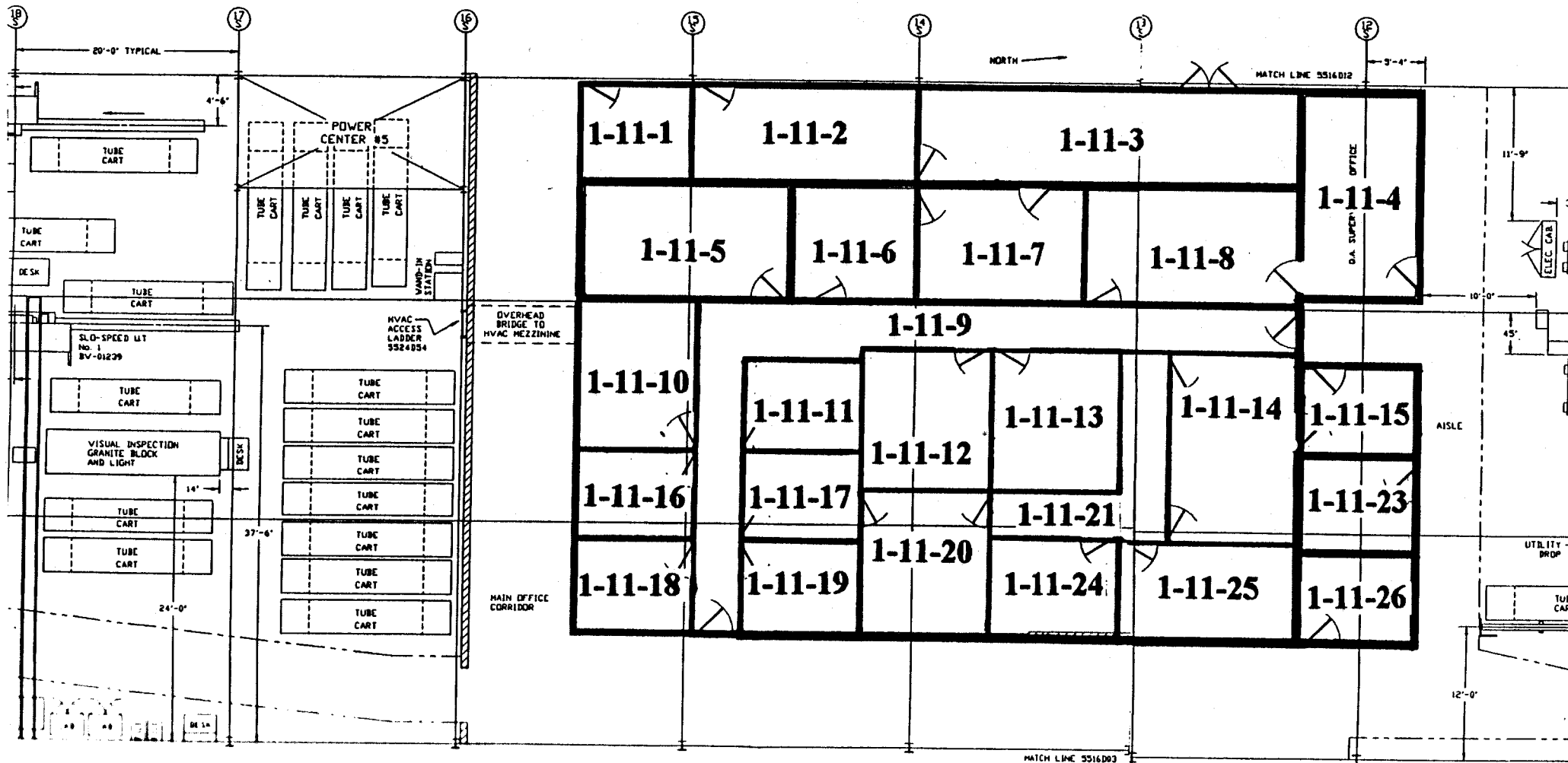
Batch ID: Blairsville 1-11-26

Carrier	Alpha Activity				Beta Activity				Count time (min)	Alpha CPM	Beta CPM	Completion Date - Time
	DPM	σ	flags	MDA	DPM	σ	flags	MDA				
7	0.760	1.50	<MDA	7.53	0.34	2.71	<MDA	12.28	2.00	0.254	0.13	4/4/95 8:11

Alpha efficiency log file: th230ab Alpha Efficiency: 33.37% Alpha to Beta Crosstalk: 24.79% Alpha Background (CPM): 0.246428571 Alpha Correction Factor: 1.000
Beta efficiency log file: tc99ab Beta Efficiency: 37.06% Beta into Alpha Crosstalk: 0.03% Beta Background (CPM): 1.875 Beta Correction Factor: 1.000

UNIT: 1-11-26
 SN: 01-209
 DATE: 2-8-95
 BY: QUT

BAY 2 MAIN BUILDING
 MID BAY PRODUCTION OFFICE
 (UNIT 1-11)



Blairsville Point Survey Form #003

Survey Serial #:	01-210
Survey Section:	1
Survey Unit:	33
Survey Sub-unit:	1

Alpha Survey Instruments				
Inst. S/N	Inst. Code	Eff. %	Corr. Fac.	Bkg. CPM
1510	6	21.4	4.67	1


Beta Survey Instruments				
Inst. S/N	Inst. Code	Eff. %	Corr. Fac.	Bkg. CPM
1593	11	35.4	2.82	247

Gamma or Beta/Gamma Instruments			
Inst. S/N	Inst. Code	Bkg.	Detection Type

Classification:	4
Survey Type:	LOWER

Alpha Counting Instruments				
Inst. S/N	Inst. Code	Eff. %	Corr. Fac.	Bkg. CPM
13295	2	33.37	3.00	0.25

Beta Counting Instruments				
Inst. S/N	Inst. Code	Eff. %	Corr. Fac.	Bkg. CPM
13295	3	37.06	2.70	1.88

Surveyor:	V. TAYLOR
Signature:	

Surface Description	Coordinates		Gamma at 1m uR/hr	Gamma Inst. Code	Beta/Gamma Contact mR/hr	Beta/Gamma Code	Contact Gross 1 min. Count Alpha	Alpha Inst. Code	Contact Gross 1 min. Count Beta	Beta Inst. Code	Scan Contact Gross CPM		Removable DPM/100 cm2 Alpha	Alpha Count Code	Removable DPM/100 cm2 Beta	Beta Count Code	Comments
	X	Y									Max Beta	Avg Beta					
PAINTED BLOCK	2	1	N/A	N/A	N/A	N/A	2	6	262	11	305	260	-0.74	2	-3.71	3	WEST WALL
PAINTED BLOCK	3	1.5	N/A	N/A	N/A	N/A	2	6	247	11	339	250	0.76	2	-3.71	3	WEST WALL
PAINTED BLOCK	5	1	N/A	N/A	N/A	N/A	2	6	239	11	367	250	0.76	2	-1.01	3	WEST WALL
PAINTED BLOCK	7	2	N/A	N/A	N/A	N/A	6	6	259	11	361	270	-0.74	2	-1.01	3	WEST WALL
PAINTED BLOCK	9	0.5	N/A	N/A	N/A	N/A	4	6	275	11	332	290	-0.74	2	0.34	3	WEST WALL
PAINTED BLOCK	11	1	N/A	N/A	N/A	N/A	4	6	271	11	416	275	0.76	2	1.69	3	WEST WALL
PAINTED BLOCK	2	0.5	N/A	N/A	N/A	N/A	2	6	232	11	370	250	-0.74	2	3.04	3	NORTH WALL
PAINTED BLOCK	4	1.5	N/A	N/A	N/A	N/A	1	6	264	11	317	250	-0.74	2	-1.01	3	NORTH WALL
PAINTED BLOCK	6	1.5	N/A	N/A	N/A	N/A	2	6	261	11	343	270	-0.74	2	4.39	3	NORTH WALL
PAINTED BLOCK	8	1	N/A	N/A	N/A	N/A	1	6	252	11	320	275	-0.74	2	-1.01	3	NORTH WALL
PAINTED BLOCK	10	0.5	N/A	N/A	N/A	N/A	1	6	277	11	338	300	2.26	2	-1.01	3	NORTH WALL
PAINTED BLOCK	12	1.5	N/A	N/A	N/A	N/A	3	6	244	11	405	250	0.76	2	-1.01	3	NORTH WALL
PAINTED BLOCK	16	2	N/A	N/A	N/A	N/A	2	6	245	11	350	250	0.76	2	-2.36	3	NORTH WALL
PAINTED BLOCK	18	1	N/A	N/A	N/A	N/A	2	6	237	11	299	230	3.76	2	7.08	3	NORTH WALL

LB5100-W Low Background Counting System – Smear Analysis

Date: 4/4/95
 Counting Unit id: 1
 Data file name: C:\LBXL\UNIT1\B01-210.XLD
 Batch Ended: 4/4/95 8:42
 Crosstalk Correction: Not Applied

Alpha activity action level (DPM): 20.00
 Beta activity action level (DPM): 200.00
 Certainty level for MDA and flags: 95.00%
 High Voltage Setting: 1410

Application Revision: 3

Application Version: Standard

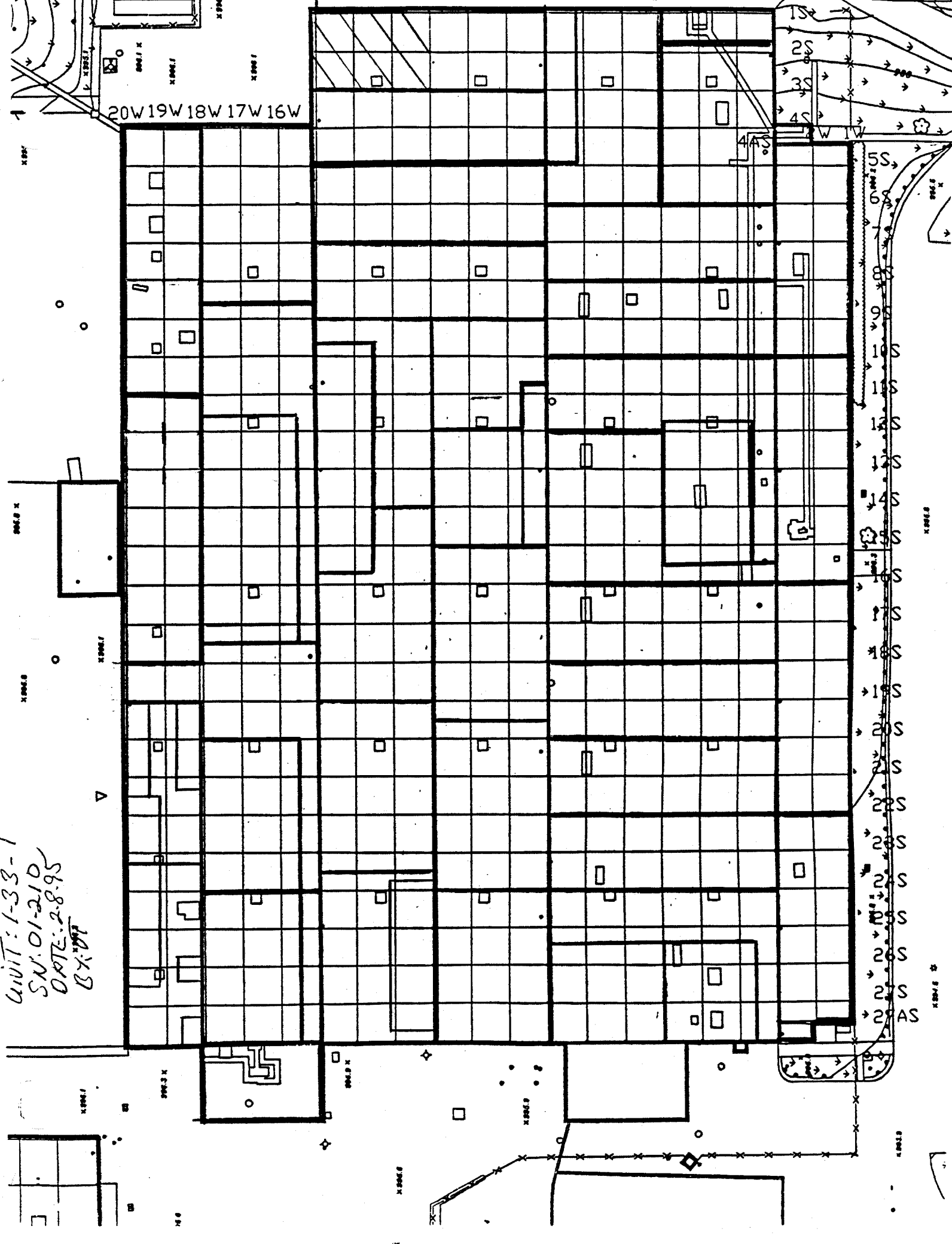
Batch ID: Blairsville 1-33-1

Alpha efficiency log file: th230ab Alpha Efficiency: 33.37% Alpha to Beta Crosstalk: 24.79% Alpha Background (CPM): 0.246428571 Alpha Correction Factor: 1.000			
Beta efficiency log file: tc99ab Beta Efficiency: 37.06% Beta into Alpha Crosstalk: 0.03% Beta Background (CPM): 1.875 Beta Correction Factor: 1.000			
Count time (min)	Alpha CPM	Beta CPM	Completion Date - Time
2.00	-0.246	-1.38	4/4/95 8:14
2.00	0.254	-1.38	4/4/95 8:16
2.00	0.254	-0.38	4/4/95 8:18
2.00	-0.246	-0.38	4/4/95 8:20
2.00	-0.246	0.13	4/4/95 8:22
2.00	0.254	0.63	4/4/95 8:25
2.00	-0.246	1.13	4/4/95 8:27
2.00	-0.246	-0.38	4/4/95 8:29
2.00	-0.246	1.63	4/4/95 8:31
2.00	-0.246	-0.38	4/4/95 8:33
2.00	0.754	-0.38	4/4/95 8:35
2.00	0.254	-0.38	4/4/95 8:38
2.00	0.254	-0.88	4/4/95 8:40
2.00	1.254	2.63	4/4/95 8:42

Carrier	Alpha Activity				Beta Activity			
	DPM	σ	flags	MDA	DPM	σ	flags	MDA
8	-0.738	1.50	<MDA	7.53	-3.71	1.37	<MDA	12.28
9	0.760	1.50	<MDA	7.53	-3.71	1.37	<MDA	12.28
10	0.760	1.50	<MDA	7.53	-1.01	2.35	<MDA	12.28
11	-0.738	1.50	<MDA	7.53	-1.01	2.35	<MDA	12.28
12	-0.738	1.50	<MDA	7.53	0.34	2.71	<MDA	12.28
13	0.760	1.50	<MDA	7.53	1.69	3.03	<MDA	12.28
14	-0.738	1.50	<MDA	7.53	3.04	3.31	<MDA	12.28
15	-0.738	1.50	<MDA	7.53	-1.01	2.35	<MDA	12.28
16	-0.738	1.50	<MDA	7.53	4.39	3.58	<AL	12.28
17	-0.738	1.50	<MDA	7.53	-1.01	2.35	<MDA	12.28
18	2.258	2.12	<AL	7.53	-1.01	2.35	<MDA	12.28
19	0.760	1.50	<MDA	7.53	-1.01	2.35	<MDA	12.28
20	0.760	1.50	<MDA	7.53	-2.36	1.92	<MDA	12.28
21	3.756	2.60	<AL	7.53	7.08	4.06	<AL	12.28

20W 19W 18W 17W 16W

UNIT: 1-33-1
S.N.: 01-210
DATE: 2-8-95
BY: DT



Blairsville Point Survey Form #003

Survey Serial #: **01-211**

Survey Section: **1**

Survey Unit: **32**

Survey Sub-unit: **1**

Classification: **4**

Survey Type: **LOWER**

Survey Date: **2/8/95**

Count Date: **4/4/95**


Alpha Survey Instruments				
Inst. S/N	Inst. Code	Eff. %	Corr. Fac.	Bkg. CPM
1510	6	21.4	4.67	1

Beta Survey Instruments				
Inst. S/N	Inst. Code	Eff. %	Corr. Fac.	Bkg. CPM
1593	11	35.4	2.82	247

Gamma or Beta/Gamma Instruments			
Inst. S/N	Inst. Code	Bkg.	Detection Type

Alpha Counting Instruments				
Inst. S/N	Inst. Code	Eff. %	Corr. Fac.	Bkg. CPM
13295	2	33.37	3.00	0.25

Beta Counting Instruments				
Inst. S/N	Inst. Code	Eff. %	Corr. Fac.	Bkg. CPM
13295	3	37.06	2.70	1.88

Surveyor: **V. TAYLOR**
 Signature: 

Surface Description	Coordinates		Gamma at 1m uR/hr	Gamma Inst. Code	Beta/Gamma Contact mR/hr	Beta/Gamma Code	Contact Gross 1 min. Count Alpha	Alpha Inst. Code	Contact Gross 1 min. Count Beta	Beta Inst. Code	Scan Contact Gross CPM		Removable DPM/100 cm2 Alpha	Alpha Count Code	Removable DPM/100 cm2 Beta	Beta Count Code	Comments
	X	Y									Max Beta	Avg Beta					
PAINTED BLOCK	1	1.5	N/A	N/A	N/A	N/A	2	6	229	11	342	220	0.76	2	-2.36	3	WEST WALL
PAINTED BLOCK	2	1	N/A	N/A	N/A	N/A	1	6	275	11	371	250	-0.74	2	0.34	3	WEST WALL
PAINTED BLOCK	3	0.5	N/A	N/A	N/A	N/A	0	6	252	11	396	230	-0.74	2	-1.01	3	WEST WALL
PAINTED BLOCK	4	1.5	N/A	N/A	N/A	N/A	3	6	248	11	348	260	-0.74	2	-1.01	3	WEST WALL
PAINTED BLOCK	5	0.5	N/A	N/A	N/A	N/A	1	6	246	11	313	220	0.76	2	0.34	3	WEST WALL

LB5100-W Low Background Counting System – Smear Analysis

Date: 4/4/95
 Counting Unit id: 1
 Data file name: C:\LBXL\UNIT1\B01-211.XLD
 Batch Ended: 4/4/95 9:58
 Crosstalk Correction: Not Applied

Alpha activity action level (DPM): 20.00
 Beta activity action level (DPM): 200.00
 Certainty level for MDA and flags: 95.00%
 High Voltage Setting: 1410

Application Revision: 3
 Application Version: Standard

Batch ID: Blairsville 1-32-1

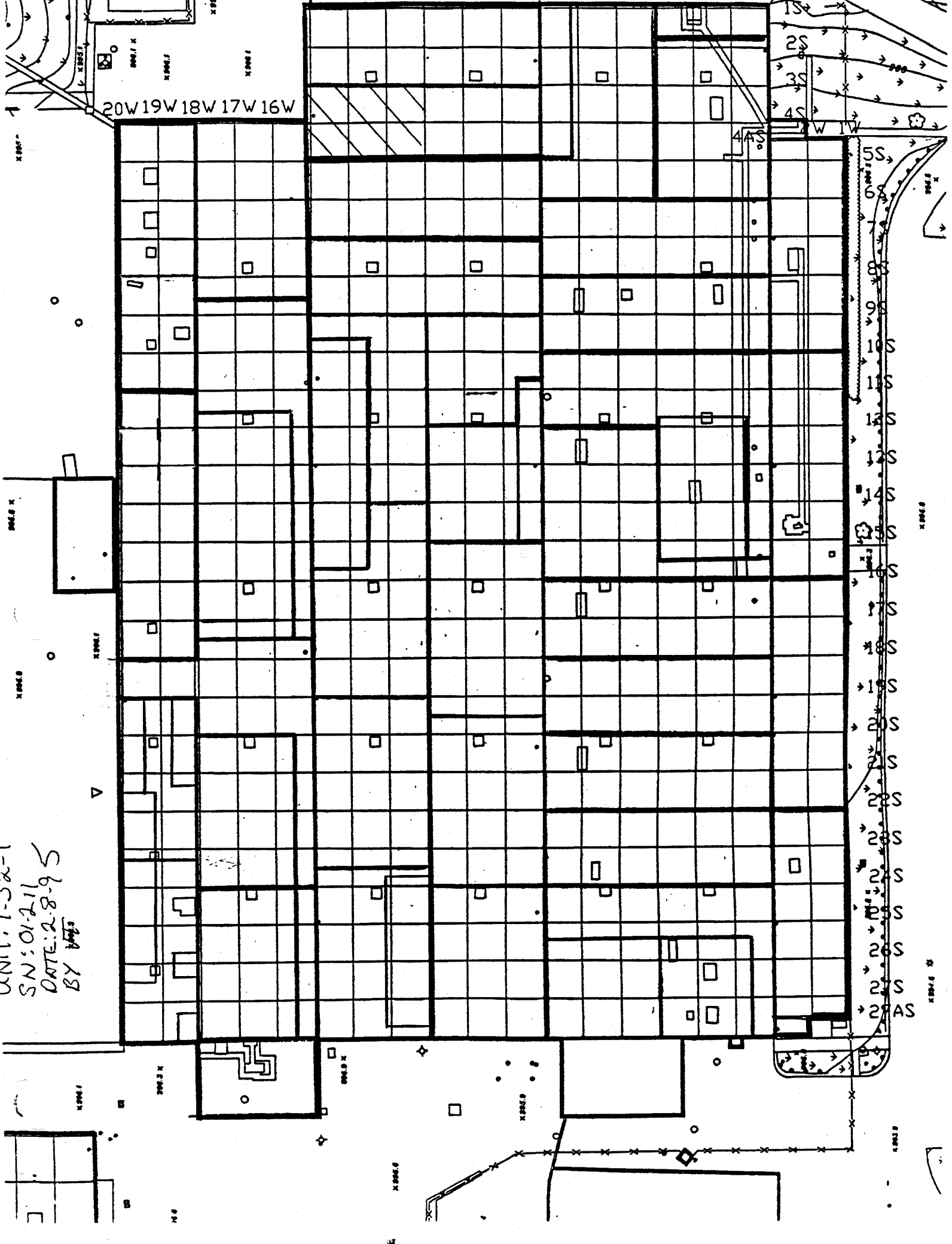
Alpha efficiency log file: th230ab Alpha Efficiency: 33.37% Alpha to Beta Crosstalk: 24.79% Alpha Background (CPM): 0.246428571 Alpha Correction Factor: 1.000			
Beta efficiency log file: tc99ab Beta Efficiency: 37.06% Beta into Alpha Crosstalk: 0.03% Beta Background (CPM): 1.875 Beta Correction Factor: 1.000			
Count time (min)	Alpha CPM	Beta CPM	Completion Date - Time
2.00	0.254	-0.88	4/4/95 9:50
2.00	-0.246	0.13	4/4/95 9:52
2.00	-0.246	-0.38	4/4/95 9:54
2.00	-0.246	-0.38	4/4/95 9:56
2.00	0.254	0.13	4/4/95 9:58

Carrier	Alpha Activity				Beta Activity			
	DPM	σ	flags	MDA	DPM	σ	flags	MDA
1	0.760	1.50	<MDA	7.53	-2.36	1.92	<MDA	12.28
2	-0.738	1.50	<MDA	7.53	0.34	2.71	<MDA	12.28
3	-0.738	1.50	<MDA	7.53	-1.01	2.35	<MDA	12.28
4	-0.738	1.50	<MDA	7.53	-1.01	2.35	<MDA	12.28
5	0.760	1.50	<MDA	7.53	0.34	2.71	<MDA	12.28

20W 19W 18W 17W 16W

1S
2S
3S
4S
5S
6S
7S
8S
9S
10S
11S
12S
13S
14S
15S
16S
17S
18S
19S
20S
21S
22S
23S
24S
25S
26S
27S
28S
29S

UNIT: 1-32-1
SN: 01-211
DATE: 2-8-95
BY: [Signature]



Blairsville Point Survey Form #003

Survey Serial #:	01-212
Survey Section:	1
Survey Unit:	33
Survey Sub-unit:	2

Alpha Survey Instruments				
Inst. S/N	Inst. Code	Eff. %	Corr. Fac.	Bkg. CPM
1510	6	21.4	4.67	0


Beta Survey Instruments				
Inst. S/N	Inst. Code	Eff. %	Corr. Fac.	Bkg. CPM
1593	11	35.4	2.82	263

Gamma or Beta/Gamma Instruments			
Inst. S/N	Inst. Code	Bkg.	Detection Type

Classification:	4
Survey Type:	LOWER

Alpha Counting Instruments				
Inst. S/N	Inst. Code	Eff. %	Corr. Fac.	Bkg. CPM
13295	2	33.37	3.00	0.25

Beta Counting Instruments				
Inst. S/N	Inst. Code	Eff. %	Corr. Fac.	Bkg. CPM
13295	3	37.06	2.70	1.88

Surveyor:	V. TAYLOR
Signature:	

Surface Description	Coordinates		Gamma at 1m uR/hr	Gamma Inst. Code	Beta/Gamma Contact mR/hr	Beta/Gamma Code	Contact Gross 1 min. Count Alpha	Alpha Inst. Code	Contact Gross 1 min. Count Beta	Beta Inst. Code	Scan Contact Gross CPM		Removable DPM/100 cm2 Alpha	Alpha Count Code	Removable DPM/100 cm2 Beta	Beta Count Code	Comments
	X	Y									Max Beta	Avg Beta					
PAINTED BLOCK	7	1	N/A	N/A	N/A	N/A	3	6	265	11	357	240	-0.74	2	1.69	3	NORTH WALL
PAINTED BLOCK	9	0.5	N/A	N/A	N/A	N/A	2	6	242	11	327	220	-0.74	2	-3.71	3	NORTH WALL
PAINTED BLOCK	10	0.5	N/A	N/A	N/A	N/A	0	6	256	11	383	250	-0.74	2	-2.36	3	NORTH WALL
PAINTED BLOCK	2	1.5	N/A	N/A	N/A	N/A	3	6	234	11	308	240	-0.74	2	-1.01	3	EAST WALL
PAINTED BLOCK	4	1	N/A	N/A	N/A	N/A	1	6	260	11	311	250	-0.74	2	0.34	3	EAST WALL
PAINTED BLOCK	5.5	0.5	N/A	N/A	N/A	N/A	0	6	280	11	336	220	-0.74	2	-1.01	3	EAST WALL
PAINTED BLOCK	8	2	N/A	N/A	N/A	N/A	1	6	243	11	298	230	-0.74	2	-1.01	3	EAST WALL
PAINTED BLOCK	10	1.5	N/A	N/A	N/A	N/A	0	6	214	11	306	190	-0.74	2	0.34	3	EAST WALL
PAINTED BLOCK	12	0.5	N/A	N/A	N/A	N/A	3	6	207	11	373	210	0.76	2	-1.01	3	EAST WALL

LB5100-W Low Background Counting System -- Smear Analysis

Date: 4/4/95
 Counting Unit id: 1
 Data file name: C:\LBXL\UNIT1\B01-212.XLD
 Batch Ended: 4/4/95 10:18
 Crosstalk Correction: Not Applied

Alpha activity action level (DPM): 20.00
 Beta activity action level (DPM): 200.00
 Certainty level for MDA and flags: 95.00%
 High Voltage Setting: 1410

Application Revision: 3
 Application Version: Standard

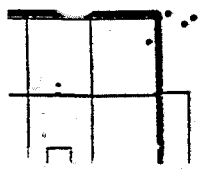
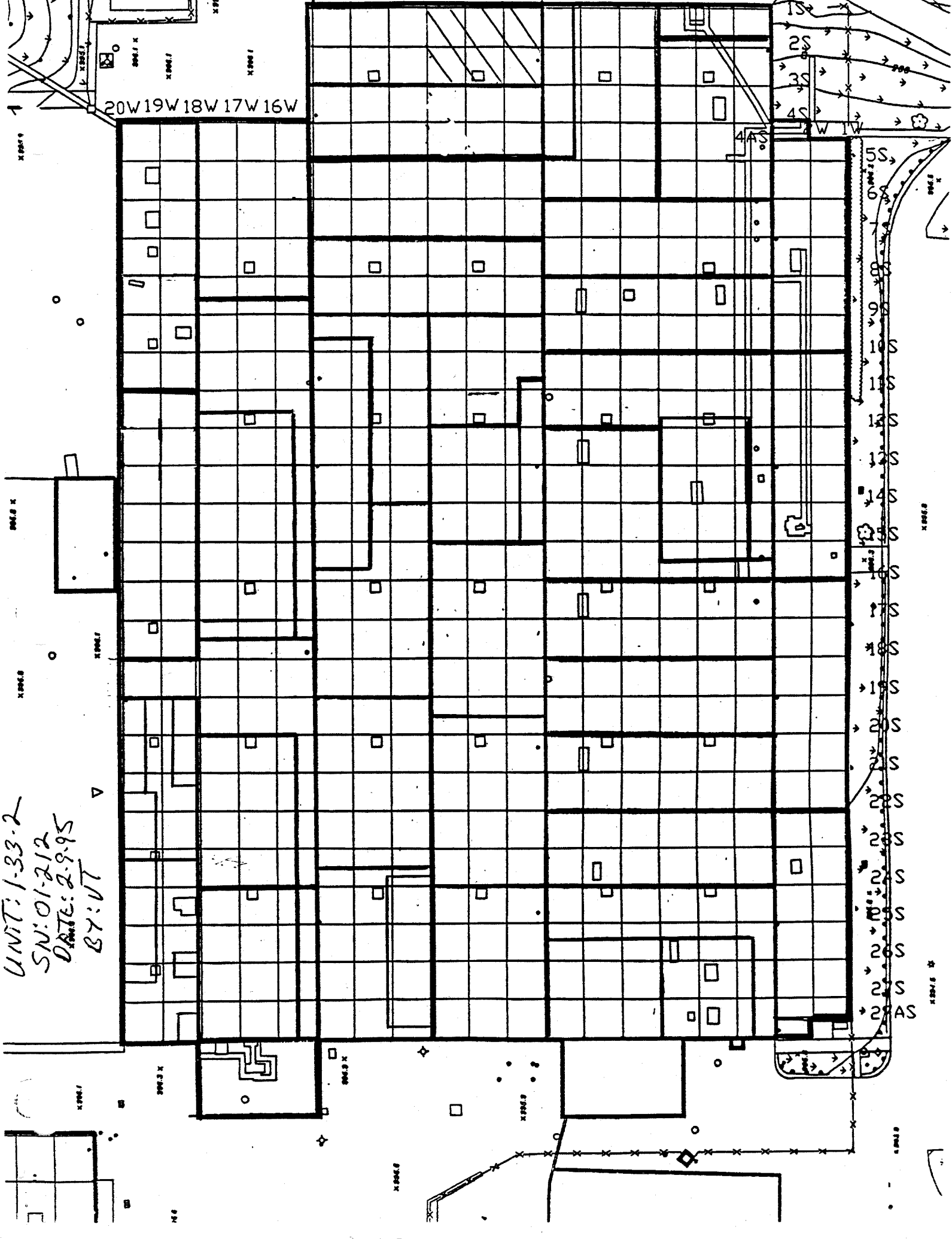
Batch ID: Blairsville 1-33-2

Alpha efficiency log file: th230ab Alpha Efficiency: 33.37% Alpha to Beta Crosstalk: 24.79% Alpha Background (CPM): 0.246428571 Alpha Correction Factor: 1.000			
Beta efficiency log file: tc99ab Beta Efficiency: 37.06% Beta into Alpha Crosstalk: 0.03% Beta Background (CPM): 1.875 Beta Correction Factor: 1.000			
Count time (min)	Alpha CPM	Beta CPM	Completion Date - Time
2.00	-0.246	0.63	4/4/95 10:01
2.00	-0.246	-1.38	4/4/95 10:03
2.00	-0.246	-0.88	4/4/95 10:05
2.00	-0.246	-0.38	4/4/95 10:07
2.00	-0.246	0.13	4/4/95 10:09
2.00	-0.246	-0.38	4/4/95 10:12
2.00	-0.246	0.13	4/4/95 10:16
2.00	0.254	-0.38	4/4/95 10:18

Carrier	Alpha Activity				Beta Activity			
	DPM	σ	flags	MDA	DPM	σ	flags	MDA
6	-0.738	1.50	<MDA	7.53	1.69	3.03	<MDA	12.28
7	-0.738	1.50	<MDA	7.53	-3.71	1.37	<MDA	12.28
8	-0.738	1.50	<MDA	7.53	-2.36	1.92	<MDA	12.28
9	-0.738	1.50	<MDA	7.53	-1.01	2.35	<MDA	12.28
10	-0.738	1.50	<MDA	7.53	0.34	2.71	<MDA	12.28
11	-0.738	1.50	<MDA	7.53	-1.01	2.35	<MDA	12.28
12	-0.738	1.50	<MDA	7.53	-1.01	2.35	<MDA	12.28
13	-0.738	1.50	<MDA	7.53	0.34	2.71	<MDA	12.28
14	0.760	1.50	<MDA	7.53	-1.01	2.35	<MDA	12.28

20W 19W 18W 17W 16W

UNIT: 1-33-2
SN: 01-212
DATE: 2-9-95
BY: UT



Blairsville Point Survey Form #003

Survey Serial #:	01-213
Survey Section:	1
Survey Unit:	32
Survey Sub-unit:	2

Alpha Survey Instruments				
Inst. S/N	Inst. Code	Eff. %	Corr. Fac.	Bkg. CPM
1510	6	21.4	4.67	0


Beta Survey Instruments				
Inst. S/N	Inst. Code	Eff. %	Corr. Fac.	Bkg. CPM
1593	11	35.4	2.82	187

Gamma or Beta/Gamma Instruments			
Inst. S/N	Inst. Code	Bkg.	Detection Type

Classification:	4
Survey Type:	LOWER

Alpha Counting Instruments				
Inst. S/N	Inst. Code	Eff. %	Corr. Fac.	Bkg. CPM
13295	2	33.37	3.00	0.25

Beta Counting Instruments				
Inst. S/N	Inst. Code	Eff. %	Corr. Fac.	Bkg. CPM
13295	3	37.06	2.70	1.88

Surveyor:	V. TAYLOR
Signature:	

Surface Description	Coordinates		Gamma at 1m	Gamma Inst.	Beta/Gamma Contact	Beta/Gamma	Contact Gross 1 min. Count	Alpha Inst.	Contact Gross 1 min. Count	Beta Inst.	Scan Contact Gross CPM		Removable DPM/100 cm2	Alpha Count	Removable DPM/100 cm2	Beta Count	Comments
	X	Y	uR/hr	Code	mR/hr	Code	Alpha	Code	Beta	Code	Max Beta	Avg Beta	Alpha	Code	Beta	Code	
PAINTED BLOCK	1	1	N/A	N/A	N/A	N/A	1	6	198	11	290	210	-0.74	2	-1.01	3	EAST WALL
PAINTED BLOCK	2	0.5	N/A	N/A	N/A	N/A	3	6	219	11	294	200	0.76	2	0.34	3	EAST WALL
PAINTED BLOCK	3	1.5	N/A	N/A	N/A	N/A	1	6	188	11	277	180	-0.74	2	-5.06	3	EAST WALL
PAINTED BLOCK	4	2	N/A	N/A	N/A	N/A	1	6	214	11	295	170	-0.74	2	-1.01	3	EAST WALL
PAINTED BLOCK	5	0.5	N/A	N/A	N/A	N/A	0	6	212	11	326	180	3.76	2	1.69	3	EAST WALL
PAINTED BLOCK	7	1.5	N/A	N/A	N/A	N/A	1	6	218	11	240	180	0.76	2	0.34	3	EAST WALL
PAINTED BLOCK	8	0.5	N/A	N/A	N/A	N/A	1	6	229	11	238	190	-0.74	2	-3.71	3	EAST WALL
PAINTED BLOCK	9	1.5	N/A	N/A	N/A	N/A	1	6	218	11	256	180	-0.74	2	-2.36	3	EAST WALL
PAINTED BLOCK	10	2	N/A	N/A	N/A	N/A	2	6	215	11	267	190	0.76	2	4.39	3	EAST WALL
PAINTED BLOCK	11	0.5	N/A	N/A	N/A	N/A	0	6	241	11	298	220		2		3	EAST WALL

LB5100-W Low Background Counting System – Smear Analysis

Date: 4/4/95
 Counting Unit id: 1
 Data file name: C:\LBXL\UNIT1\B01-213.XLD
 Batch Ended: 4/4/95 10:40
 Crosstalk Correction: Not Applied

Alpha activity action level (DPM): 20.00
 Beta activity action level (DPM): 200.00
 Certainty level for MDA and flags: 95.00%
 High Voltage Setting: 1410

Application Revision: 3
 Application Version: Standard

Batch ID: Blairsville 1-33-2

Alpha efficiency log file: th230ab Alpha Efficiency: 33.37% Alpha to Beta Crosstalk: 24.79% Alpha Background (CPM): 0.246428571 Alpha Correction Factor: 1.000
Beta efficiency log file: tc99ab Beta Efficiency: 37.06% Beta into Alpha Crosstalk: 0.03% Beta Background (CPM): 1.875 Beta Correction Factor: 1.000
Count time (min) Alpha CPM Beta CPM Completion Date - Time
2.00 -0.246 -0.38 4/4/95 10:20
2.00 0.254 0.13 4/4/95 10:23
2.00 -0.246 -1.88 4/4/95 10:25
2.00 -0.246 -0.38 4/4/95 10:27
2.00 1.254 0.63 4/4/95 10:29
2.00 0.254 0.13 4/4/95 10:34
2.00 -0.246 -1.38 4/4/95 10:36
2.00 -0.246 -0.88 4/4/95 10:38
2.00 0.254 1.63 4/4/95 10:40

Carrier	Alpha Activity				Beta Activity			
	DPM	σ	flags	MDA	DPM	σ	flags	MDA
15	-0.738	1.50	<MDA	7.53	-1.01	2.35	<MDA	12.28
16	0.760	1.50	<MDA	7.53	0.34	2.71	<MDA	12.28
17	-0.738	1.50	<MDA	7.53	-5.06	1.37	<MDA	12.28
18	-0.738	1.50	<MDA	7.53	-1.01	2.35	<MDA	12.28
19	3.756	2.60	<AL	7.53	1.69	3.03	<MDA	12.28
21	0.760	1.50	<MDA	7.53	0.34	2.71	<MDA	12.28
22	-0.738	1.50	<MDA	7.53	-3.71	1.37	<MDA	12.28
23	-0.738	1.50	<MDA	7.53	-2.36	1.92	<MDA	12.28
24	0.760	1.50	<MDA	7.53	4.39	3.58	<AL	12.28

Blairsville Point Survey Form #003

Survey Serial #:	01-214
Survey Section:	1
Survey Unit:	43
Survey Sub-unit:	1

Alpha Survey Instruments				
Inst. S/N	Inst. Code	Eff. %	Corr. Fac.	Bkg. CPM
1588	8	20.3	4.93	1

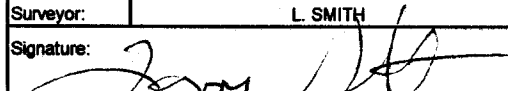
Beta Survey Instruments				
Inst. S/N	Inst. Code	Eff. %	Corr. Fac.	Bkg. CPM
1595	12	32.4	3.09	352

Gamma or Beta/Gamma Instruments			
Inst. S/N	Inst. Code	Bkg.	Detection Type
5242	16	0.01	Beta / Gamma
234	23	5	Gamma

Classification:	4
Survey Type:	LOWER

Alpha Counting Instruments				
Inst. S/N	Inst. Code	Eff. %	Corr. Fac.	Bkg. CPM
13295	2	33.37	3.00	0.25

Beta Counting Instruments				
Inst. S/N	Inst. Code	Eff. %	Corr. Fac.	Bkg. CPM
13295	3	37.06	2.70	1.88

Surveyor:	L. SMITH
Signature:	

Surface Description	Coordinates		Gamma at 1m	Gamma Inst.	Beta/Gamma Contact	Beta/Gamma Code	Contact Gross 1 min. Count	Alpha Inst.	Contact Gross 1 min. Count	Beta Inst.	Scan Contact Gross CPM		Removable DPM/100 cm2	Alpha Count	Removable DPM/100 cm2	Beta Count	Comments
	X	Y	uR/hr	Code	mR/hr	Code	Alpha	Beta	Code	Max Beta	Avg Beta	Alpha	Beta	Code	Code		
PAINTED CONCRETE	2	-16	4	23	0.01	16	4	8	349	12	399	340	-0.74	2	-2.36	3	FLOOR
PAINTED CONCRETE	5	-16	4	23	0.02	16	4	8	324	12	379	320	-0.74	2	-2.36	3	FLOOR
PAINTED CONCRETE	4	-33	4	23	0.02	16	0	8	323	12	373	320	-0.74	2	-2.36	3	FLOOR
PAINTED CONCRETE	5	-37	4.5	23	0.01	16	5	8	312	12	407	325	-0.74	2	-2.36	3	FLOOR
PAINTED CONCRETE	1	-38	4	23	0.01	16	3	8	301	12	501	350	-0.74	2	-5.06	3	FLOOR
PAINTED CONCRETE	4	-39	4	23	0.01	16	3	8	354	12	432	350	-0.74	2	3.04	3	FLOOR
PAINTED CONCRETE	6	-39	4	23	0.02	16	2	8	317	12	379	300	0.76	2	-2.36	3	FLOOR
PAINTED CONCRETE	1	-40	4.5	23	0.02	16	16	8	324	12	387	320	2.26	2	-1.01	3	FLOOR
PAINTED CONCRETE	3	-40	4	23	0.01	16	5	8	367	12	399	350	-0.74	2	0.34	3	FLOOR
PAINTED CONCRETE	5	-40	4	23	0.015	16	1	8	352	12	395	340	-0.74	2	0.34	3	FLOOR
PAINTED CONCRETE	8	-42	4	23	0.01	16	2	8	334	12	379	300	-0.74	2	-2.36	3	FLOOR
PAINTED CONCRETE	10	-42	4	23	0.02	16	1	8	352	12	374	320	-0.74	2	-3.71	3	FLOOR
PAINTED CONCRETE	10	-40	4	23	0.02	16	0	8	367	12	393	350	-0.74	2	-3.71	3	FLOOR
PAINTED CONCRETE	10	-38	4	23	0.01	16	3	8	312	12	402	320	0.76	2	3.04	3	FLOOR

LB5100-W Low Background Counting System – Smear Analysis

Date: 4/4/95
 Counting Unit id: 1
 Data file name: C:\LBXL\UNIT1\B01-214.XLD
 Batch Ended: 4/4/95 11:11
 Crosstalk Correction: Not Applied

Alpha activity action level (DPM): 20.00
 Beta activity action level (DPM): 200.00
 Certainty level for MDA and flags: 95.00%
 High Voltage Setting: 1410

Application Revision: 3
 Application Version: Standard

Batch ID: Blairsville 1-43-1

Alpha efficiency log file: th230ab Alpha Efficiency: 33.37% Alpha to Beta Crosstalk: 24.79% Alpha Background (CPM): 0.246428571 Alpha Correction Factor: 1.000			
Beta efficiency log file: tc99ab Beta Efficiency: 37.06% Beta into Alpha Crosstalk: 0.03% Beta Background (CPM): 1.875 Beta Correction Factor: 1.000			
Count time (min)	Alpha CPM	Beta CPM	Completion Date - Time
2.00	-0.246	-0.88	4/4/95 10:42
2.00	-0.246	-0.88	4/4/95 10:45
2.00	-0.246	-0.88	4/4/95 10:47
2.00	-0.246	-0.88	4/4/95 10:49
2.00	-0.246	-1.88	4/4/95 10:51
2.00	-0.246	1.13	4/4/95 10:53
2.00	0.254	-0.88	4/4/95 10:56
2.00	0.754	-0.38	4/4/95 10:58
2.00	-0.246	0.13	4/4/95 11:00
2.00	-0.246	0.13	4/4/95 11:02
2.00	-0.246	-0.88	4/4/95 11:04
2.00	-0.246	-1.38	4/4/95 11:07
2.00	-0.246	-1.38	4/4/95 11:09
2.00	0.254	1.13	4/4/95 11:11

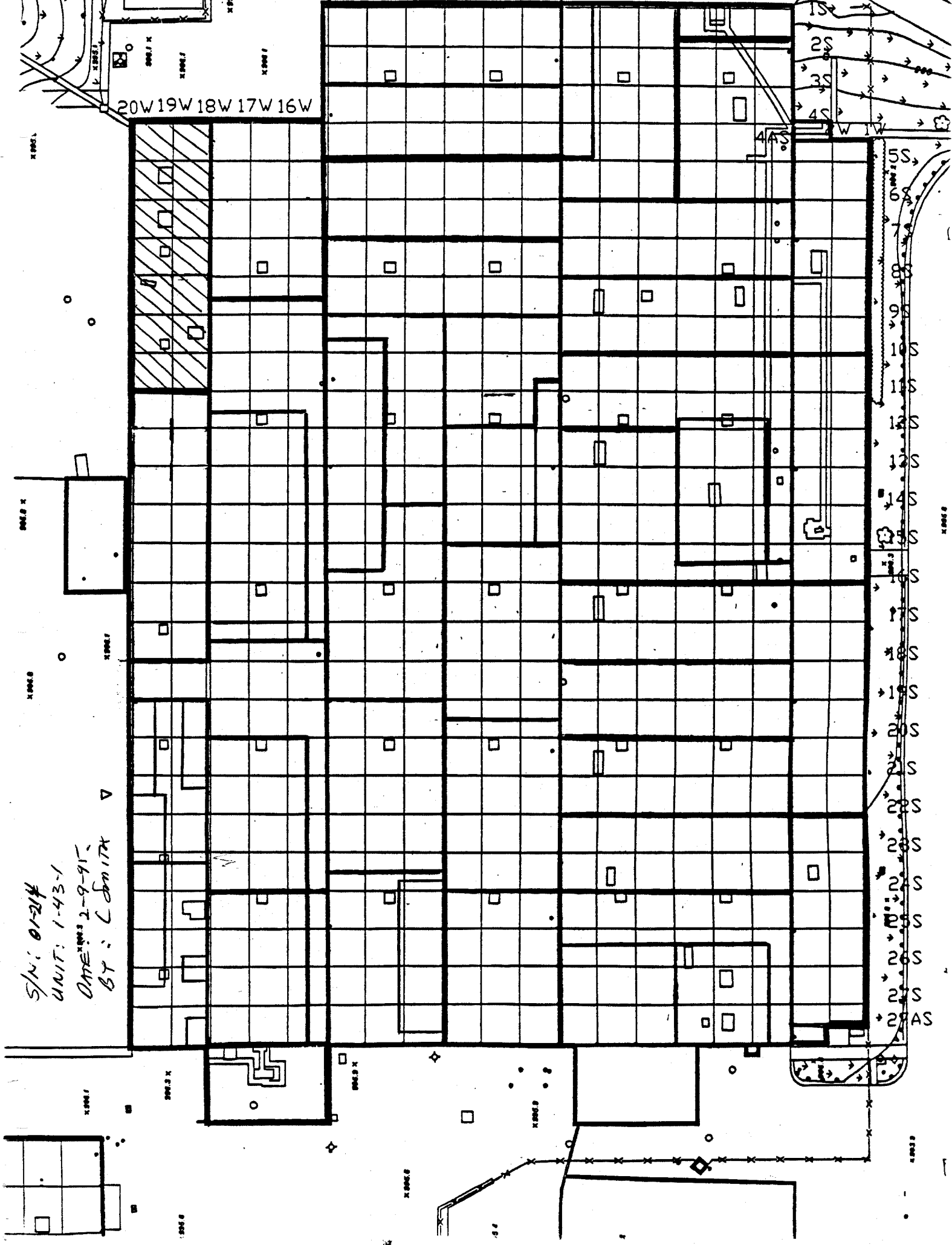
Carrier	Alpha Activity				Beta Activity			
	DPM	σ	flags	MDA	DPM	σ	flags	MDA
25	-0.738	1.50	<MDA	7.53	-2.36	1.92	<MDA	12.28
26	-0.738	1.50	<MDA	7.53	-2.36	1.92	<MDA	12.28
27	-0.738	1.50	<MDA	7.53	-2.36	1.92	<MDA	12.28
28	-0.738	1.50	<MDA	7.53	-2.36	1.92	<MDA	12.28
29	-0.738	1.50	<MDA	7.53	-5.06	1.37	<MDA	12.28
30	-0.738	1.50	<MDA	7.53	3.04	3.31	<MDA	12.28
31	0.760	1.50	<MDA	7.53	-2.36	1.92	<MDA	12.28
32	2.258	2.12	<AL	7.53	-1.01	2.35	<MDA	12.28
33	-0.738	1.50	<MDA	7.53	0.34	2.71	<MDA	12.28
34	-0.738	1.50	<MDA	7.53	0.34	2.71	<MDA	12.28
35	-0.738	1.50	<MDA	7.53	-2.36	1.92	<MDA	12.28
36	-0.738	1.50	<MDA	7.53	-3.71	1.37	<MDA	12.28
37	-0.738	1.50	<MDA	7.53	-3.71	1.37	<MDA	12.28
38	0.760	1.50	<MDA	7.53	3.04	3.31	<MDA	12.28

13W 14W 15W 16W 17W 18W 19W 20W 21W 22W 23W 24W 25W 26W 27W 28W 29W

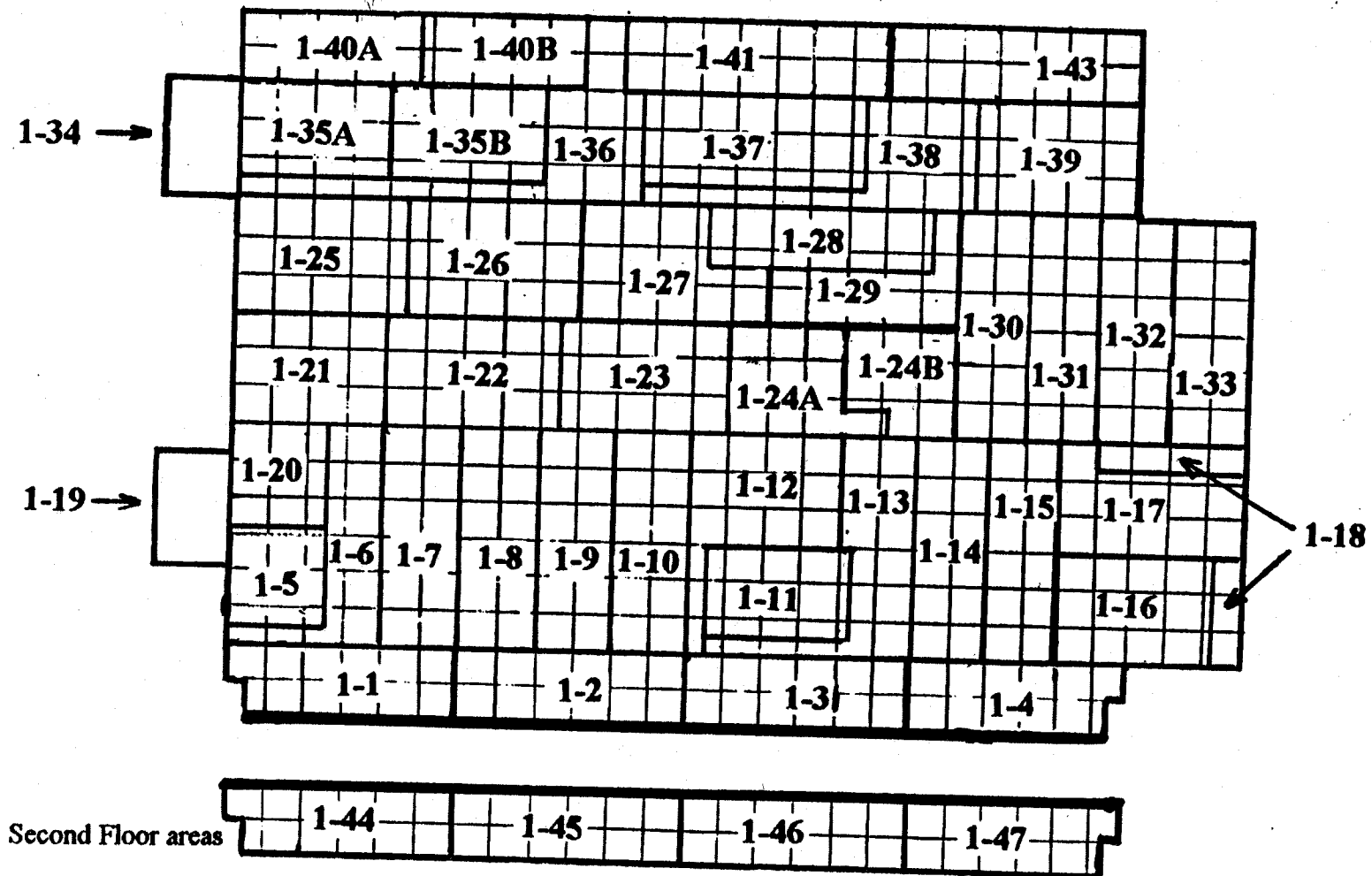
20W 19W 18W 17W 16W

1S
2S
3S
4S
5S
6S
7S
8S
9S
10S
11S
12S
13S
14S
15S
16S
17S
18S
19S
20S
21S
22S
23S
24S
25S
26S
27S
28S
29S

S/N: 01-214
UNIT: 1-43-1
DATE: 2-9-91
BY: C SMITH



SURVEY UNITS FOR SECTION ONE



MAIN BUILDING
SMP
BLAIRSVILLE SITE

Blairsville Point Survey Form #003

Survey Serial #: 01-215

Survey Section: 1

Survey Unit: 40B

Survey Sub-unit: 1

Classification: 4

Survey Type: LOWER

Survey Date: 2/13/95

Count Date: 4/4/95


Alpha Survey Instruments				
Inst. S/N	Inst. Code	Eff. %	Corr. Fac.	Bkg. CPM
1510	6	21.4	4.67	1

Beta Survey Instruments				
Inst. S/N	Inst. Code	Eff. %	Corr. Fac.	Bkg. CPM
1593	11	35.4	2.82	207

Gamma or Beta/Gamma Instruments			
Inst. S/N	Inst. Code	Bkg.	Detection Type

Alpha Counting Instruments				
Inst. S/N	Inst. Code	Eff. %	Corr. Fac.	Bkg. CPM
13295	2	33.37	3.00	0.25

Beta Counting Instruments				
Inst. S/N	Inst. Code	Eff. %	Corr. Fac.	Bkg. CPM
13295	3	37.06	2.70	1.88

Surveyor: L. SMITH
 Signature: 

Surface Description	Coordinates		Gamma at 1m uR/hr	Gamma Inst. Code	Beta/Gamma Contact mR/hr	Beta/Gamma Code	Contact Gross 1 min. Count Alpha	Alpha Inst. Code	Contact Gross 1 min. Count Beta	Beta Inst. Code	Scan Contact Gross CPM		Removable DPM/100 cm ² Alpha	Alpha Count Code	Removable DPM/100 cm ² Beta	Beta Count Code	Comments
	X	Y									Max Beta	Avg Beta					
	EAST WALL #1	2									0.5	N/A					
EAST WALL #1	4	0.5	N/A	N/A	N/A	N/A	1	6	180	11	320	200	0.76	2	1.69	3	
EAST WALL #1	6	1.5	N/A	N/A	N/A	N/A	1	6	169	11	330	200	-0.74	2	1.69	3	
EAST WALL #1	8	1	N/A	N/A	N/A	N/A	11	6	289	11	234	180	-0.74	2	0.34	3	
EAST WALL #1	9	0.5	N/A	N/A	N/A	N/A	0	6	208	11	261	200	-0.74	2	-3.71	3	
EAST WALL #1	11	0.5	N/A	N/A	N/A	N/A	2	6	237	11	397	240	-0.74	2	0.34	3	
NORTH WALL	2	1	N/A	N/A	N/A	N/A	2	6	323	11	480	320	-0.74	2	-1.01	3	BLOCK (SEE MAP)
NORTH WALL	4	1	N/A	N/A	N/A	N/A	6	6	211	11	250	200	0.76	2	-2.36	3	
EAST WALL #2	2	1	N/A	N/A	N/A	N/A	1	6	189	11	442	200	0.76	2	5.73	3	
EAST WALL #2	3	2	N/A	N/A	N/A	N/A	2	6	167	11	280	170	-0.74	2	-3.71	3	
EAST WALL #2	4	1	N/A	N/A	N/A	N/A	1	6	171	11	372	180	-0.74	2	0.34	3	
EAST WALL #2	9	1	N/A	N/A	N/A	N/A	0	6	214	11	329	190	-0.74	2	-2.36	3	
WEST WALL #1	2	1	N/A	N/A	N/A	N/A	3	6	254	11	360	220	0.76	2	0.34	3	
WEST WALL #1	4	0.5	N/A	N/A	N/A	N/A	1	6	241	11	376	260	0.76	2	-3.71	3	
WEST WALL #1	6	0.5	N/A	N/A	N/A	N/A	0	6	244	11	387	250	0.76	2	-1.01	3	
WEST WALL #1	7	1.5	N/A	N/A	N/A	N/A	1	6	284	11	327	240	0.76	2	1.69	3	
WEST WALL #2	3	0.5	N/A	N/A	N/A	N/A	1	6	294	11	364	300	0.76	2	3.04	3	
WEST WALL #2	5	0.5	N/A	N/A	N/A	N/A	2	6	292	11	385	300	0.76	2	1.69	3	
WEST WALL #2	7	1	N/A	N/A	N/A	N/A	2	6	249	11	374	250	-0.74	2	-3.71	3	
WEST WALL #2	9	0.5	N/A	N/A	N/A	N/A	0	6	261	11	343	270	-0.74	2	1.69	3	

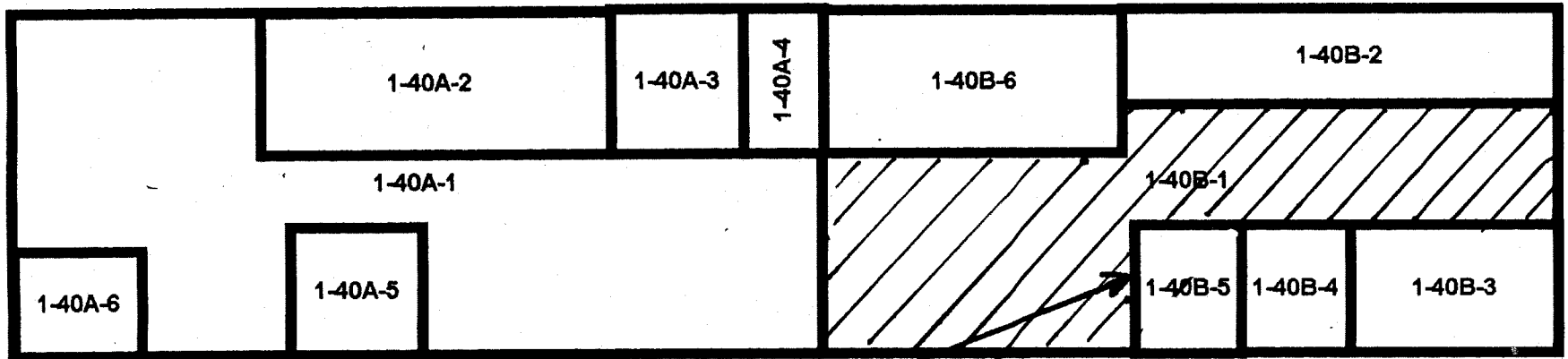
UNIT 1-40A & B

UNIT: # 1-40B-1

SN: 01-225

DATE: 2-13-95

BY: L. SMITH.



NORTH WALL
THAT IS SURVEYED

LB5100-W Low Background Counting System – Smear Analysis

Date: 4/4/95
 Counting Unit id: 1
 Data file name: C:\LBXL\UNIT1\B01-215.XLD
 Batch Ended: 4/4/95 11:55
 Crosstalk Correction: Not Applied

Alpha activity action level (DPM): 20.00
 Beta activity action level (DPM): 200.00
 Certainty level for MDA and flags: 95.00%
 High Voltage Setting: 1410

Application Revision: 3
 Application Version: Standard

Batch ID: Blairsville 1-40B-1

Alpha efficiency log file: th230ab			
Alpha Efficiency: 33.37%			
Alpha to Beta Crosstalk: 24.79%			
Alpha Background (CPM): 0.246428571			
Alpha Correction Factor: 1.000			
Beta efficiency log file: tc99ab			
Beta Efficiency: 37.06%			
Beta into Alpha Crosstalk: 0.03%			
Beta Background (CPM): 1.875			
Beta Correction Factor: 1.000			
Count time (min)	Alpha CPM	Beta CPM	Completion Date - Time
2.00	-0.246	0.13	4/4/95 11:13
2.00	0.254	0.63	4/4/95 11:15
2.00	-0.246	0.63	4/4/95 11:18
2.00	-0.246	0.13	4/4/95 11:20
2.00	-0.246	-1.38	4/4/95 11:22
2.00	-0.246	0.13	4/4/95 11:24
2.00	-0.246	-0.38	4/4/95 11:26
2.00	0.254	-0.88	4/4/95 11:29
2.00	0.254	2.13	4/4/95 11:31
2.00	-0.246	-1.38	4/4/95 11:33
2.00	-0.246	0.13	4/4/95 11:35
2.00	-0.246	-0.88	4/4/95 11:37
2.00	0.254	0.13	4/4/95 11:40
2.00	0.254	-1.38	4/4/95 11:42
2.00	0.254	-0.38	4/4/95 11:44
2.00	0.254	0.63	4/4/95 11:46
2.00	0.254	1.13	4/4/95 11:48
2.00	0.254	0.63	4/4/95 11:51
2.00	-0.246	-1.38	4/4/95 11:53
2.00	-0.246	0.63	4/4/95 11:55

Carrier	Alpha Activity				Beta Activity			
	DPM	σ	flags	MDA	DPM	σ	flags	MDA
39	-0.738	1.50	<MDA	7.53	0.34	2.71	<MDA	12.28
40	0.760	1.50	<MDA	7.53	1.69	3.03	<MDA	12.28
41	-0.738	1.50	<MDA	7.53	1.69	3.03	<MDA	12.28
42	-0.738	1.50	<MDA	7.53	0.34	2.71	<MDA	12.28
43	-0.738	1.50	<MDA	7.53	-3.71	1.37	<MDA	12.28
44	-0.738	1.50	<MDA	7.53	0.34	2.71	<MDA	12.28
45	-0.738	1.50	<MDA	7.53	-1.01	2.35	<MDA	12.28
46	0.760	1.50	<MDA	7.53	-2.36	1.92	<MDA	12.28
47	0.760	1.50	<MDA	7.53	5.73	3.83	<AL	12.28
48	-0.738	1.50	<MDA	7.53	-3.71	1.37	<MDA	12.28
49	-0.738	1.50	<MDA	7.53	0.34	2.71	<MDA	12.28
50	-0.738	1.50	<MDA	7.53	-2.36	1.92	<MDA	12.28
51	0.760	1.50	<MDA	7.53	0.34	2.71	<MDA	12.28
52	0.760	1.50	<MDA	7.53	-3.71	1.37	<MDA	12.28
53	0.760	1.50	<MDA	7.53	-1.01	2.35	<MDA	12.28
54	0.760	1.50	<MDA	7.53	1.69	3.03	<MDA	12.28
55	0.760	1.50	<MDA	7.53	3.04	3.31	<MDA	12.28
56	0.760	1.50	<MDA	7.53	1.69	3.03	<MDA	12.28
57	-0.738	1.50	<MDA	7.53	-3.71	1.37	<MDA	12.28
58	-0.738	1.50	<MDA	7.53	1.69	3.03	<MDA	12.28

Blairsville Point Survey Form #003

Survey Serial #:	01-216
Survey Section:	1
Survey Unit:	40A
Survey Sub-unit:	1

Alpha Survey Instruments				
Inst. S/N	Inst. Code	Eff. %	Corr. Fac.	Bkg. CPM
1510	6	21.4	4.67	3

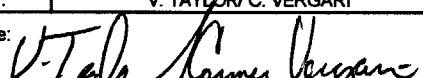
Beta Survey Instruments				
Inst. S/N	Inst. Code	Eff. %	Corr. Fac.	Bkg. CPM
1593	11	35.4	2.82	188

Gamma or Beta/Gamma Instruments			
Inst. S/N	Inst. Code	Bkg.	Detection Type

Classification:	4
Survey Type:	LOWER
Survey Date:	2/14/95
Count Date:	3/21/95

Alpha Counting Instruments				
Inst. S/N	Inst. Code	Eff. %	Corr. Fac.	Bkg. CPM
13295	2	33.37	3.00	0.25

Beta Counting Instruments				
Inst. S/N	Inst. Code	Eff. %	Corr. Fac.	Bkg. CPM
13295	3	37.06	2.70	1.88

Surveyor:	V. TAYLOR/ C. VERGARI
Signature:	

Surface Description	Coordinates		Gamma at 1m	Gamma Inst.	Beta/Gamma Contact	Beta/Gamma	Contact Gross 1 min. Count	Alpha Inst.	Contact Gross 1 min. Count	Beta Inst.	Scan Contact Gross CPM		Removable DPM/100 cm2	Alpha Count	Removable DPM/100 cm2	Beta Count	Comments
	X	Y	uR/hr	Code	mR/hr	Code	Alpha	Beta	Code	Code	Max Beta	Avg Beta	Alpha	Beta	Code		
PAINTED BLOCK	3	1	N/A	N/A	N/A	N/A	4	6	196	11	510	230	-0.74	2	-1.01	3	WEST WALL #1
PAINTED BLOCK	5	1.5	N/A	N/A	N/A	N/A	3	6	173	11	234	160	-0.74	2	-3.71	3	WEST WALL #1
PAINTED BLOCK	6.6	1	N/A	N/A	N/A	N/A	2	6	156	11	337	250	-0.74	2	-3.71	3	WEST WALL #1
PAINTED BLOCK	0.6	1.5	N/A	N/A	N/A	N/A	1	6	227	11	338	240	-0.74	2	-2.36	3	NORTH WALL #1
PAINTED BLOCK	2.3	1	N/A	N/A	N/A	N/A	2	6	241	11	333	230	0.76	2	1.69	3	NORTH WALL #1
PAINTED BLOCK	5.3	1	N/A	N/A	N/A	N/A	2	6	218	11	373	255	-0.74	2	0.34	3	NORTH WALL #1
PAINTED BLOCK	3	1.5	N/A	N/A	N/A	N/A	0	6	248	11	332	230	2.26	2	-3.71	3	WEST WALL #2
PAINTED BLOCK	5	1	N/A	N/A	N/A	N/A	3	6	252	11	371	250	-0.74	2	-5.06	3	WEST WALL #2
PAINTED BLOCK	7	0.5	N/A	N/A	N/A	N/A	1	6	244	11	321	230	-0.74	2	-3.71	3	WEST WALL #2
PAINTED BLOCK	9	1	N/A	N/A	N/A	N/A	0	6	234	11	343	260	-0.74	2	-2.36	3	WEST WALL #2
PAINTED BLOCK	13	1.5	N/A	N/A	N/A	N/A	0	6	223	11	309	220	-0.74	2	-2.36	3	WEST WALL #2
PAINTED BLOCK	15	1	N/A	N/A	N/A	N/A	1	6	261	11	387	280	-0.74	2	3.04	3	WEST WALL #2
PAINTED BLOCK	2	0.5	N/A	N/A	N/A	N/A	5	6	194	11	358	230	-0.74	2	-3.71	3	EAST WALL #1
PAINTED BLOCK	3.8	1	N/A	N/A	N/A	N/A	2	6	183	11	350	260	-0.74	2	4.39	3	EAST WALL #1
PAINTED BLOCK	5.5	0.5	N/A	N/A	N/A	N/A	1	6	179	11	480	260	-0.74	2	5.73	3	EAST WALL #1
PAINTED BLOCK	7	1.5	N/A	N/A	N/A	N/A	4	6	188	11	279	200	2.26	2	-1.01	3	EAST WALL #1
PAINTED BLOCK	9	1.5	N/A	N/A	N/A	N/A	4	6	185	11	272	160	-0.74	2	-2.36	3	EAST WALL #1
PAINTED BLOCK	11	1	N/A	N/A	N/A	N/A	1	6	185	11	262	200	-0.74	2	3.04	3	EAST WALL #1
PAINTED BLOCK	0.5	1	N/A	N/A	N/A	N/A	1	6	202	11	299	190	-0.74	2	3.04	3	SOUTH WALL #1
PAINTED BLOCK	2	1.5	N/A	N/A	N/A	N/A	1	6	187	11	310	200	2.26	2	4.39	3	SOUTH WALL #1
PAINTED BLOCK	3.7	0.5	N/A	N/A	N/A	N/A	1	6	222	11	331	220	-0.74	2	0.34	3	SOUTH WALL #1
PAINTED BLOCK	1	1	N/A	N/A	N/A	N/A	1	6	229	11	294	210	0.76	2	-2.36	3	EAST WALL #2
PAINTED BLOCK	3	0.5	N/A	N/A	N/A	N/A	3	6	192	11	247	215	-0.74	2	-2.36	3	EAST WALL #2

Blairsville Point Survey Form #003

Survey Serial #:	01-216
Survey Section:	1
Survey Unit:	40A
Survey Sub-unit:	1

Alpha Survey Instruments				
Inst.	Inst.		Corr.	Bkg.
S/N	Code	Eff. %	Fac.	CPM
1510	6	21.4	4.67	3


Beta Survey Instruments				
Inst.	Inst.		Corr.	Bkg.
S/N	Code	Eff. %	Fac.	CPM
1593	11	35.4	2.82	188

Gamma or Beta/Gamma Instruments			
Inst.	Inst.		Detection
S/N	Code	Bkg.	Type

Classification:	4
Survey Type:	LOWER

Alpha Counting Instruments				
Inst.	Inst.		Corr.	Bkg.
S/N	Code	Eff. %	Fac.	CPM
13295	2	33.37	3.00	0.25

Beta Counting Instruments				
Inst.	Inst.		Corr.	Bkg.
S/N	Code	Eff. %	Fac.	CPM
13295	3	37.06	2.70	1.88

Surveyor:	V. TAYLOR/ C. VERGARI
Signature:	

Surface Description	Coordinates		Gamma at 1m uR/hr	Gamma Inst. Code	Beta/Gamma Contact mR/hr	Beta/Gamma Code	Contact Gross 1 min. Count Alpha	Alpha Inst. Code	Contact Gross 1 min. Count Beta	Beta Inst. Code	Scan Contact Gross CPM		Removable DPM/100 cm2 Alpha	Alpha Count Code	Removable DPM/100 cm2 Beta	Beta Count Code	Comments
	X	Y									Max Beta	Avg Beta					
	PAINTEd BLOCK	2									0.5	N/A					
PAINTEd BLOCK	3	1.5	N/A	N/A	N/A	N/A	1	6	213	11	260	200	2.26	2	1.69	3	NORTH WALL #2
PAINTEd BLOCK	18	1.5	N/A	N/A	N/A	N/A	1	6	210	11	263	200	-0.74	2	1.69	3	EAST WALL #1
PAINTEd BLOCK	20	1.5	N/A	N/A	N/A	N/A	1	6	171	11	293	180	-0.74	2	3.04	3	EAST WALL #1
PAINTEd BLOCK	22	1.5	N/A	N/A	N/A	N/A	5	6	206	11	287	190	-0.74	2	4.39	3	EAST WALL #1
PAINTEd BLOCK	1	1	N/A	N/A	N/A	N/A	4	6	263	11	257	200	-0.74	2	1.69	3	SOUTH WALL #2
PAINTEd BLOCK	3.5	1.5	N/A	N/A	N/A	N/A	1	6	289	11	305	230	-0.74	2	8.43	3	SOUTH WALL #2
PAINTEd BLOCK	2	0.5	N/A	N/A	N/A	N/A	1	6	286	11	340	230	-0.74	2	-3.71	3	EAST WALL #3
PAINTEd BLOCK	4	1	N/A	N/A	N/A	N/A	2	6	279	11	273	200	-0.74	2	0.34	3	EAST WALL #3
PAINTEd BLOCK	1.7	1	N/A	N/A	N/A	N/A	3	6	240	11	310	240	0.76	2	1.69	3	SOUTH WALL #3
PAINTEd BLOCK	7	1	N/A	N/A	N/A	N/A	2	6	239	11	364	250		2		3	SOUTH WALL #3

LB5100-W Low Background Counting System -- Smear Analysis

Date: 3/22/95
 Counting Unit id: 1
 Data file name: C:\LBXL\UNIT1\B01-216.XLD
 Batch Ended: 3/21/95 15:00
 Crosstalk Correction: Not Applied

Alpha activity action level (DPM): 20.00
 Beta activity action level (DPM): 200.00
 Certainty level for MDA and flags: 95.00%
 High Voltage Setting: 1410

Application Revision: 3
 Application Version: Standard

Alpha efficiency log file: th230ab
 Alpha Efficiency: 33.37%
 Alpha to Beta Crosstalk: 24.79%
 Alpha Background (CPM): 0.246428571
 Alpha Correction Factor: 1.000

Beta efficiency log file: tc99ab
 Beta Efficiency: 37.06%
 Beta into Alpha Crosstalk: 0.03%
 Beta Background (CPM): 1.875
 Beta Correction Factor: 1.000

Carrier	Alpha Activity				Beta Activity				Count time (min)	Alpha CPM	Beta CPM	Completion Date - Time
	DPM	σ	flags	MDA	DPM	σ	flags	MDA				
27	-0.738	1.50	<MDA	7.53	-1.01	2.35	<MDA	12.28	2.00	-0.246	-0.38	3/21/95 13:47
28	-0.738	1.50	<MDA	7.53	-3.71	1.37	<MDA	12.28	2.00	-0.246	-1.38	3/21/95 13:49
29	-0.738	1.50	<MDA	7.53	-3.71	1.37	<MDA	12.28	2.00	-0.246	-1.38	3/21/95 13:51
30	-0.738	1.50	<MDA	7.53	-2.36	1.92	<MDA	12.28	2.00	-0.246	-0.88	3/21/95 13:53
31	0.760	1.50	<MDA	7.53	1.69	3.03	<MDA	12.28	2.00	0.254	0.63	3/21/95 13:56
33	-0.738	1.50	<MDA	7.53	0.34	2.71	<MDA	12.28	2.00	-0.246	0.13	3/21/95 14:00
34	2.258	2.12	<AL	7.53	-3.71	1.37	<MDA	12.28	2.00	0.754	-1.38	3/21/95 14:02
35	-0.738	1.50	<MDA	7.53	-5.06	1.37	<MDA	12.28	2.00	-0.246	-1.88	3/21/95 14:05
36	-0.738	1.50	<MDA	7.53	-3.71	1.37	<MDA	12.28	2.00	-0.246	-1.38	3/21/95 14:07
37	-0.738	1.50	<MDA	7.53	-2.36	1.92	<MDA	12.28	2.00	-0.246	-0.88	3/21/95 14:09
38	-0.738	1.50	<MDA	7.53	-2.36	1.92	<MDA	12.28	2.00	-0.246	-0.88	3/21/95 14:11
39	-0.738	1.50	<MDA	7.53	3.04	3.31	<MDA	12.28	2.00	-0.246	1.13	3/21/95 14:13
40	-0.738	1.50	<MDA	7.53	-3.71	1.37	<MDA	12.28	2.00	-0.246	-1.38	3/21/95 14:15
41	-0.738	1.50	<MDA	7.53	4.39	3.58	<AL	12.28	2.00	-0.246	1.63	3/21/95 14:18
42	-0.738	1.50	<MDA	7.53	5.73	3.83	<AL	12.28	2.00	-0.246	2.13	3/21/95 14:20
43	2.258	2.12	<AL	7.53	-1.01	2.35	<MDA	12.28	2.00	0.754	-0.38	3/21/95 14:22
44	-0.738	1.50	<MDA	7.53	-2.36	1.92	<MDA	12.28	2.00	-0.246	-0.88	3/21/95 14:24
45	-0.738	1.50	<MDA	7.53	3.04	3.31	<MDA	12.28	2.00	-0.246	1.13	3/21/95 14:27
46	-0.738	1.50	<MDA	7.53	3.04	3.31	<MDA	12.28	2.00	-0.246	1.13	3/21/95 14:29
47	2.258	2.12	<AL	7.53	4.39	3.58	<AL	12.28	2.00	0.754	1.63	3/21/95 14:31
48	-0.738	1.50	<MDA	7.53	0.34	2.71	<MDA	12.28	2.00	-0.246	0.13	3/21/95 14:33
49	0.760	1.50	<MDA	7.53	-2.36	1.92	<MDA	12.28	2.00	0.254	-0.88	3/21/95 14:35
50	-0.738	1.50	<MDA	7.53	-2.36	1.92	<MDA	12.28	2.00	-0.246	-0.88	3/21/95 14:37
51	-0.738	1.50	<MDA	7.53	-2.36	1.92	<MDA	12.28	2.00	-0.246	-0.88	3/21/95 14:40

LB5100-W Low Background Counting System – Smear Analysis

Date: 3/22/95
 Counting Unit id: 1
 Data file name: C:\LBXL\UNIT1\B01-216.XLD
 Batch Ended: 3/21/95 15:00
 Crosstalk Correction: Not Applied

Alpha activity action level (DPM): 20.00
 Beta activity action level (DPM): 200.00
 Certainty level for MDA and flags: 95.00%
 High Voltage Setting: 1410

Application Revision: 3
 Application Version: Standard

Batch ID: Blairsville 1-40A-1

Alpha efficiency log file: th230ab Alpha Efficiency: 33.37% Alpha to Beta Crosstalk: 24.79% Alpha Background (CPM): 0.246428571 Alpha Correction Factor: 1.000
Beta efficiency log file: tc99ab Beta Efficiency: 37.06% Beta into Alpha Crosstalk: 0.03% Beta Background (CPM): 1.875 Beta Correction Factor: 1.000

Carrier	Alpha Activity				Beta Activity				Count time (min)	Alpha CPM	Beta CPM	Completion Date - Time
	DPM	σ	flags	MDA	DPM	σ	flags	MDA				
52	2.258	2.12	<AL	7.53	1.69	3.03	<MDA	12.28	2.00	0.754	0.63	3/21/95 14:42
53	-0.738	1.50	<MDA	7.53	1.69	3.03	<MDA	12.28	2.00	-0.246	0.63	3/21/95 14:44
54	-0.738	1.50	<MDA	7.53	3.04	3.31	<MDA	12.28	2.00	-0.246	1.13	3/21/95 14:46
55	-0.738	1.50	<MDA	7.53	4.39	3.58	<AL	12.28	2.00	-0.246	1.63	3/21/95 14:48
56	-0.738	1.50	<MDA	7.53	1.69	3.03	<MDA	12.28	2.00	-0.246	0.63	3/21/95 14:51
57	-0.738	1.50	<MDA	7.53	8.43	4.28	<AL	12.28	2.00	-0.246	3.13	3/21/95 14:53
58	-0.738	1.50	<MDA	7.53	-3.71	1.37	<MDA	12.28	2.00	-0.246	-1.38	3/21/95 14:55
59	-0.738	1.50	<MDA	7.53	0.34	2.71	<MDA	12.28	2.00	-0.246	0.13	3/21/95 14:57
60	0.760	1.50	<MDA	7.53	1.69	3.03	<MDA	12.28	2.00	0.254	0.63	3/21/95 15:00

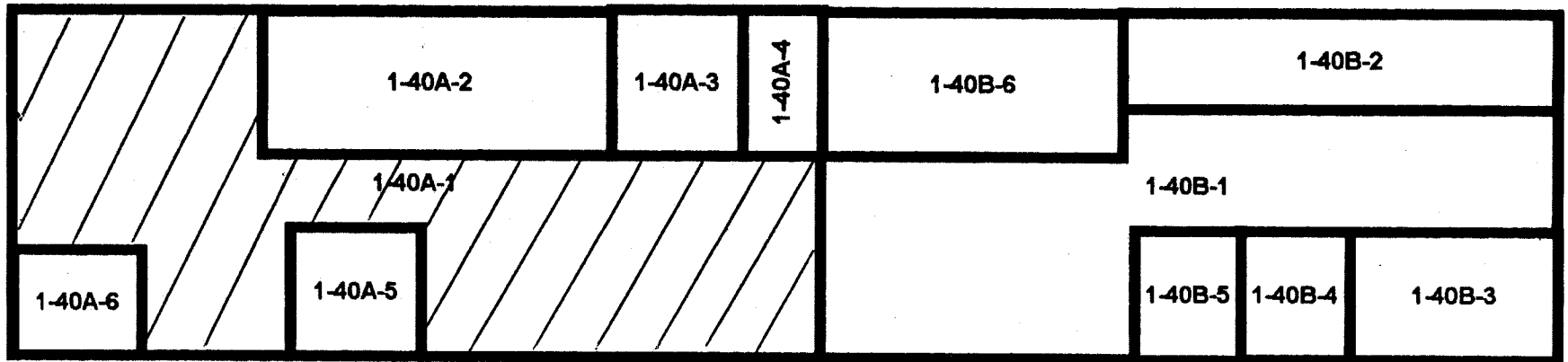
UNIT: 1-40A-1

SN: 01-216

DATE: 2-14-95

BY: CV/VT

UNIT 1-40A & B



Blairsville Point Survey Form #003

Survey Serial #:	01-217
Survey Section:	1
Survey Unit:	40A
Survey Sub-unit:	2

Alpha Survey Instruments				
Inst. S/N	Inst. Code	Eff. %	Corr. Fac.	Bkg. CPM
1510	6	21.4	4.67	4


Beta Survey Instruments				
Inst. S/N	Inst. Code	Eff. %	Corr. Fac.	Bkg. CPM
1593	11	35.4	2.82	223

Gamma or Beta/Gamma Instruments			
Inst. S/N	Inst. Code	Bkg.	Detection Type

Classification:	4
Survey Type:	LOWER
Survey Date:	2/14/95
Count Date:	4/4/95

Alpha Counting Instruments				
Inst. S/N	Inst. Code	Eff. %	Corr. Fac.	Bkg. CPM
13295	2	33.37	3.00	0.25

Beta Counting Instruments				
Inst. S/N	Inst. Code	Eff. %	Corr. Fac.	Bkg. CPM
13295	3	37.06	2.70	1.88

Surveyor:	V. TAYLOR / C. VERGARI
Signature:	

Surface Description	Coordinates		Gamma at 1m	Gamma Inst.	Beta/Gamma Contact	Beta/Gamma	Contact Gross 1 min. Count	Alpha Inst.	Contact Gross 1 min. Count	Beta Inst.	Scan Contact Gross CPM		Removable DPM/100 cm2	Alpha Count	Removable DPM/100 cm2	Beta Count	Comments
	X	Y	uR/hr	Code	mR/hr	Code	Alpha	Beta	Code	Max Beta	Avg Beta	Alpha	Code	Beta	Code		
PAINTED BLOCK	2	1.5	N/A	N/A	N/A	N/A	2	6	249	11	318	230	-0.74	2	0.34	3	SOUTH WALL
PAINTED BLOCK	0.5	0.5	N/A	N/A	N/A	N/A	2	6	261	11	350	240	-0.74	2	-1.01	3	EAST WALL
PAINTED BLOCK	4	1.5	N/A	N/A	N/A	N/A	1	6	267	11	286	250	0.76	2	3.04	3	EAST WALL

LB5100-W Low Background Counting System -- Smear Analysis

Date: 4/4/95
 Counting Unit id: 1
 Data file name: C:\LBXL\UNIT1\B01-217.XLD
 Batch Ended: 4/4/95 12:02
 Crosstalk Correction: Not Applied

Alpha activity action level (DPM): 20.00
 Beta activity action level (DPM): 200.00
 Certainty level for MDA and flags: 95.00%
 High Voltage Setting: 1410

Application Revision: 3
 Application Version: Standard

Batch ID: Blairsville 1-40A-2

Carrier	Alpha Activity				Beta Activity				Count time (min)	Alpha CPM	Beta CPM	Completion Date - Time
	DPM	σ	flags	MDA	DPM	σ	flags	MDA				
59	-0.738	1.50	<MDA	7.53	0.34	2.71	<MDA	12.28	2.00	-0.246	0.13	4/4/95 11:57
60	-0.738	1.50	<MDA	7.53	-1.01	2.35	<MDA	12.28	2.00	-0.246	-0.38	4/4/95 11:59
61	0.760	1.50	<MDA	7.53	3.04	3.31	<MDA	12.28	2.00	0.254	1.13	4/4/95 12:02

Alpha efficiency log file: th230ab Alpha Efficiency: 33.37% Alpha to Beta Crosstalk: 24.79% Alpha Background (CPM): 0.246428571 Alpha Correction Factor: 1.000
Beta efficiency log file: tc99ab Beta Efficiency: 37.06% Beta into Alpha Crosstalk: 0.03% Beta Background (CPM): 1.875 Beta Correction Factor: 1.000

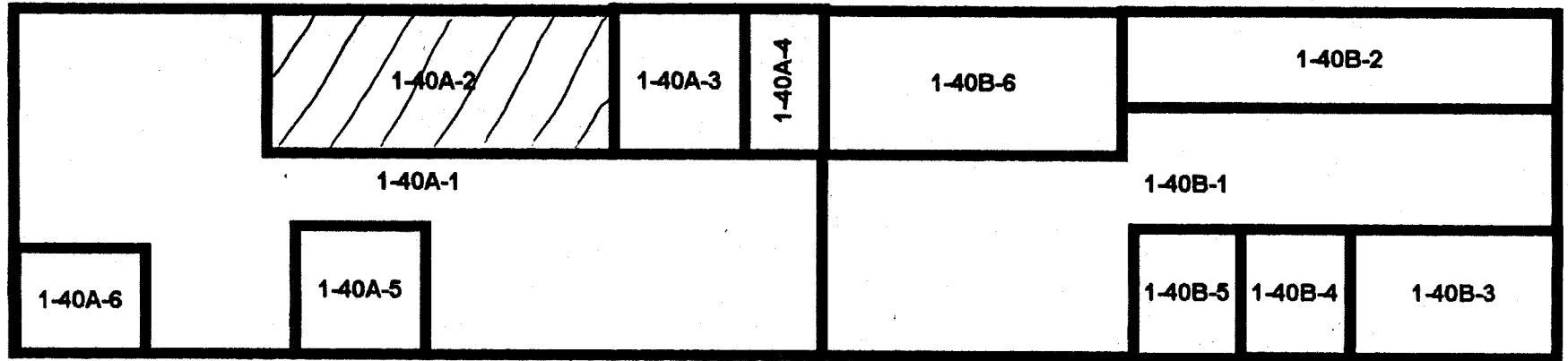
UNIT: 1-40A-2

SU: 01217

DATE: 2-14-95

BY: CV/VT

UNIT 1-40A & B



Blairsville Point Survey Form #003

Survey Serial #:	01-218
Survey Section:	1
Survey Unit:	40A
Survey Sub-unit:	6

Alpha Survey Instruments				
Inst. S/N	Inst. Code	Eff. %	Corr. Fac.	Bkg. CPM
1510	6	21.4	4.67	2

Beta Survey Instruments				
Inst. S/N	Inst. Code	Eff. %	Corr. Fac.	Bkg. CPM
1593	11	35.4	2.82	214

Gamma or Beta/Gamma Instruments			
Inst. S/N	Inst. Code	Bkg.	Detection Type

Classification:	4
Survey Type:	LOWER

Alpha Counting Instruments				
Inst. S/N	Inst. Code	Eff. %	Corr. Fac.	Bkg. CPM
13295	2	33.37	3.00	0.25

Beta Counting Instruments				
Inst. S/N	Inst. Code	Eff. %	Corr. Fac.	Bkg. CPM
13295	3	37.06	2.70	1.88

Surveyor:	V. TAYLOR / C. VERGARI
Signature:	<i>V. Taylor / C. Vergari</i>

Surface Description	Coordinates		Gamma at 1m	Gamma Inst.	Beta/Gamma Contact	Beta/Gamma	Contact Gross 1 min. Count	Alpha Inst.	Contact Gross 1 min. Count	Beta Inst.	Scan Contact Gross CPM		Removable DPM/100 cm2	Alpha Count	Removable DPM/100 cm2	Beta Count	Comments
	X	Y	uR/hr	Code	mR/hr	Code	Alpha	Code	Beta	Code	Max Beta	Avg Beta	Alpha	Code	Beta	Code	
GLAZED BRICK	1	1	N/A	N/A	N/A	N/A	15	6	639	11	902	590	2.26	2	-2.36	3	NORTH WALL
GLAZED BRICK	2.5	0.5	N/A	N/A	N/A	N/A	20	6	660	11	678	570	0.76	2	-3.71	3	NORTH WALL
GLAZED BRICK	1	1.5	N/A	N/A	N/A	N/A	8	6	684	11	680	570	-0.74	2	-3.71	3	EAST WALL
GLAZED BRICK	3	1	N/A	N/A	N/A	N/A	17	6	608	11	709	570	-0.74	2	-1.01	3	EAST WALL
GLAZED BRICK	2	1	N/A	N/A	N/A	N/A	19	6	636	11	763	620	-0.74	2	-2.36	3	SOUTH WALL
GLAZED BRICK	2	2	N/A	N/A	N/A	N/A	11	6	687	11	714	570	0.76	2	-3.71	3	WEST WALL

LB5100-W Low Background Counting System -- Smear Analysis

Date: 4/5/95
 Counting Unit id: 1
 Data file name: C:\LBXL\UNIT1\B01-218.XLD
 Batch Ended: 4/5/95 10:41
 Crosstalk Correction: Not Applied

Alpha activity action level (DPM): 20.00
 Beta activity action level (DPM): 200.00
 Certainty level for MDA and flags: 95.00%
 High Voltage Setting: 1410

Application Revision: 3
 Application Version: Standard

Batch ID: Blairsville 1-40A-6

Alpha efficiency log file: th230ab Alpha Efficiency: 33.37% Alpha to Beta Crosstalk: 24.79% Alpha Background (CPM): 0.246428571 Alpha Correction Factor: 1.000
Beta efficiency log file: tc99ab Beta Efficiency: 37.06% Beta into Alpha Crosstalk: 0.03% Beta Background (CPM): 1.875 Beta Correction Factor: 1.000
Count time (min) Alpha CPM Beta CPM Completion Date - Time
2.00 0.754 -0.88 4/5/95 10:28
2.00 0.254 -1.38 4/5/95 10:30
2.00 -0.246 -1.38 4/5/95 10:32
2.00 -0.246 -0.38 4/5/95 10:35
2.00 -0.246 -0.88 4/5/95 10:37
2.00 0.254 -1.38 4/5/95 10:39
2.00 0.254 -1.88 4/5/95 10:41

Carrier	Alpha Activity				Beta Activity			
	DPM	σ	flags	MDA	DPM	σ	flags	MDA
1	2.258	2.12	<AL	7.53	-2.36	1.92	<MDA	12.28
2	0.760	1.50	<MDA	7.53	-3.71	1.37	<MDA	12.28
3	-0.738	1.50	<MDA	7.53	-3.71	1.37	<MDA	12.28
4	-0.738	1.50	<MDA	7.53	-1.01	2.35	<MDA	12.28
5	-0.738	1.50	<MDA	7.53	-2.36	1.92	<MDA	12.28
6	0.760	1.50	<MDA	7.53	-3.71	1.37	<MDA	12.28
7	0.760	1.50	<MDA	7.53	-5.06	1.37	<MDA	12.28

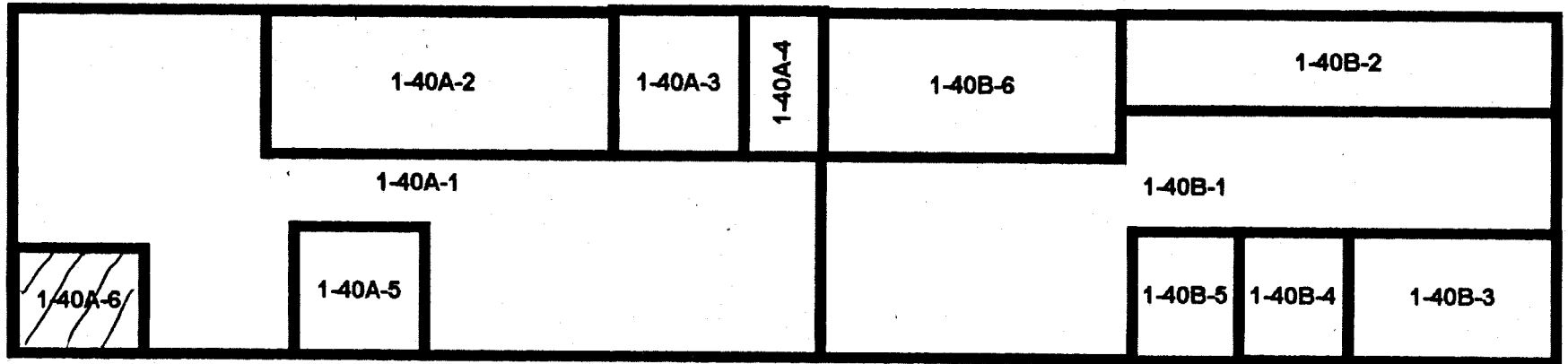
UNIT: 1-40A-6

SN: 01-218

DATE: 2.14.95

BY: VT:CV

UNIT 1-40A & B



Blairsville Point Survey Form #003

Survey Serial #:	01-219
------------------	--------

Survey Section:	1
-----------------	---

Survey Unit:	40A
--------------	-----

Survey Sub-unit:	4
------------------	---

Classification:	4
-----------------	---

Survey Type:	LOWER
--------------	-------

Survey Date:	2/14/95
--------------	---------

Count Date:	4/5/95
-------------	--------

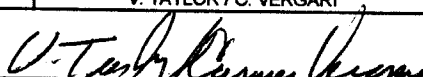
Alpha Survey Instruments				
Inst. S/N	Inst. Code	Eff. %	Corr. Fac.	Bkg. CPM
1510	6	21.4	4.67	0

Beta Survey Instruments				
Inst. S/N	Inst. Code	Eff. %	Corr. Fac.	Bkg. CPM
1593	11	35.4	2.82	239

Alpha Counting Instruments				
Inst. S/N	Inst. Code	Eff. %	Corr. Fac.	Bkg. CPM
13295	2	33.37	3.00	0.25

Beta Counting Instruments				
Inst. S/N	Inst. Code	Eff. %	Corr. Fac.	Bkg. CPM
13295	3	37.06	2.70	1.88

Gamma or Beta/Gamma Instruments			
Inst. S/N	Inst. Code	Bkg.	Detection Type

Surveyor:	V. TAYLOR / C. VERGARI
Signature:	

Surface Description	Coordinates		Gamma at 1m uR/hr	Gamma Inst. Code	Beta/Gamma Contact mR/hr	Beta/Gamma Code	Contact Gross 1 min. Count Alpha	Alpha Inst. Code	Contact Gross 1 min. Count Beta	Beta Inst. Code	Scan Contact Gross CPM		Removable DPM/100 cm2 Alpha	Alpha Count Code	Removable DPM/100 cm2 Beta	Beta Count Code	Comments
	X	Y									Max Beta	Avg Beta					
PAINTED BLOCK	1.7	1.5	N/A	N/A	N/A	N/A	3	6	288	11	316	250	-0.74	2	0.34	3	EAST WALL
PAINTED BLOCK	2	0.5	N/A	N/A	N/A	N/A	2	6	248	11	374	220	-0.74	2	-3.71	3	SOUTH WALL

LB5100-W Low Background Counting System -- Smear Analysis

Date: 4/5/95
 Counting Unit id: 1
 Data file name: C:\LBXL\UNIT1\B01-219.XLD
 Batch Ended: 4/5/95 10:46
 Crosstalk Correction: Not Applied

Alpha activity action level (DPM): 20.00
 Beta activity action level (DPM): 200.00
 Certainty level for MDA and flags: 95.00%
 High Voltage Setting: 1410

Application Revision: 3
 Application Version: Standard

Batch ID: Blairsville 1-40A-4

Carrier	Alpha Activity				Beta Activity			
	DPM	σ	flags	MDA	DPM	σ	flags	MDA
8	-0.738	1.50	<MDA	7.53	0.34	2.71	<MDA	12.28
9	-0.738	1.50	<MDA	7.53	-3.71	1.37	<MDA	12.28

Alpha efficiency log file: th230ab			
Alpha Efficiency: 33.37%			
Alpha to Beta Crosstalk: 24.79%			
Alpha Background (CPM): 0.246428571			
Alpha Correction Factor: 1.000			
Beta efficiency log file: tc99ab			
Beta Efficiency: 37.06%			
Beta into Alpha Crosstalk: 0.03%			
Beta Background (CPM): 1.875			
Beta Correction Factor: 1.000			
Count time (min)	Alpha CPM	Beta CPM	Completion Date - Time
2.00	-0.246	0.13	4/5/95 10:43
2.00	-0.246	-1.38	4/5/95 10:46

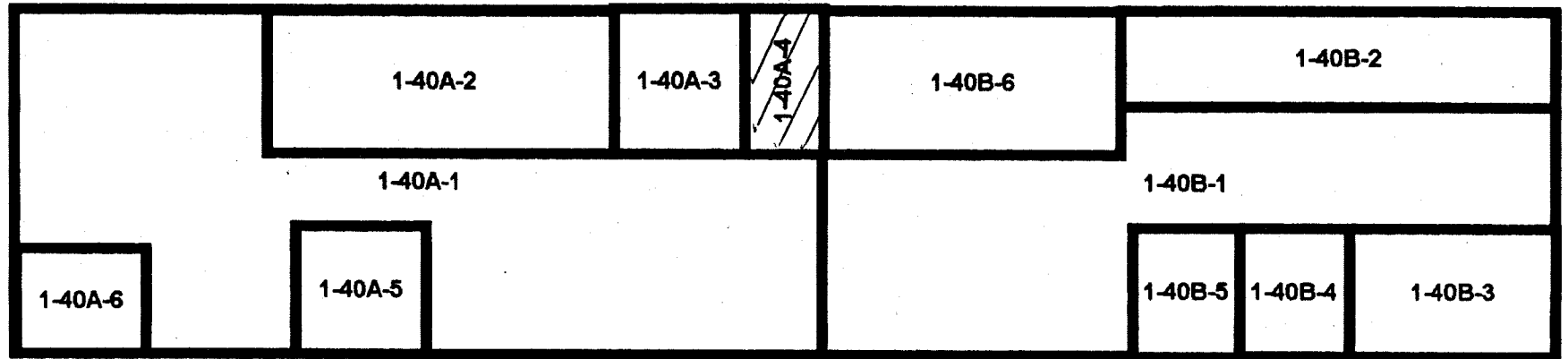
UNIT: 1-40A-4

SN: 01219

DATE: 2-14-95

BY: CV/VT

UNIT 1-40A & B



Blairsville Point Survey Form #003

Survey Serial #:	01-220
Survey Section:	1
Survey Unit:	30
Survey Sub-unit:	2

Classification:	4
Survey Type:	LOWER

Survey Date:	2/14/95
Count Date:	4/5/95

Alpha Survey Instruments				
Inst. S/N	Inst. Code	Eff. %	Corr. Fac.	Bkg. CPM
1510	6	21.4	4.67	2

Alpha Counting Instruments				
Inst. S/N	Inst. Code	Eff. %	Corr. Fac.	Bkg. CPM
13295	2	33.37	3.00	0.25

Beta Survey Instruments				
Inst. S/N	Inst. Code	Eff. %	Corr. Fac.	Bkg. CPM
1593	11	35.4	2.82	207

Beta Counting Instruments				
Inst. S/N	Inst. Code	Eff. %	Corr. Fac.	Bkg. CPM
13295	3	37.06	2.70	1.88

Gamma or Beta/Gamma Instruments			
Inst. S/N	Inst. Code	Bkg.	Detection Type

Surveyor:	V. TAYLOR/ C. VERGARI
Signature:	<i>V. Taylor / C. Vergari</i>

Surface Description	Coordinates		Gamma at 1m	Gamma Inst.	Beta/Gamma Contact	Beta/Gamma Code	Contact Gross 1 min. Count	Alpha Inst. Code	Contact Gross 1 min. Count	Beta Inst. Code	Scan Contact Gross CPM		Removable DPM/100 cm2	Alpha Count Code	Removable DPM/100 cm2	Beta Count Code	Comments
	X	Y	uR/hr	Code	mR/hr	Code	Alpha	Beta	Code	Max Beta	Avg Beta	Alpha	Beta				
PAINTED BLOCK	1	1.5	N/A	N/A	N/A	N/A	2	6	179	11	289	180	0.76	2	-3.71	3	EAST WALL
PAINTED BLOCK	5.5	1	N/A	N/A	N/A	N/A	0	6	183	11	244	190	-0.74	2	-1.01	3	EAST WALL
PAINTED BLOCK	6.5	0.5	N/A	N/A	N/A	N/A	0	6	188	11	239	200	0.76	2	1.69	3	EAST WALL
PAINTED BLOCK	7.5	1.5	N/A	N/A	N/A	N/A	3	6	195	11	260	180	-0.74	2	-2.36	3	EAST WALL
PAINTED BLOCK	8.5	1.5	N/A	N/A	N/A	N/A	1	6	199	11	268	180	0.76	2	-1.01	3	EAST WALL
PAINTED BLOCK	9.5	0.5	N/A	N/A	N/A	N/A	3	6	227	11	264	190	-0.74	2	-3.71	3	EAST WALL
PAINTED BLOCK	10	1	N/A	N/A	N/A	N/A	3	6	193	11	272	160	-0.74	2	0.34	3	EAST WALL
PAINTED BLOCK	11	1.5	N/A	N/A	N/A	N/A	2	6	180	11	229	200	-0.74	2	-2.36	3	EAST WALL
PAINTED BLOCK	11.5	2	N/A	N/A	N/A	N/A	2	6	162	11	249	150	0.76	2	-2.36	3	EAST WALL
PAINTED BLOCK	0.5	1.5	N/A	N/A	N/A	N/A	5	6	213	11	299	180	-0.74	2	-2.36	3	NORTH WALL
PAINTED BLOCK	0.5	0.5	N/A	N/A	N/A	N/A	2	6	240	11	262	200	-0.74	2	-3.71	3	EAST WALL #2
PAINTED BLOCK	3	1	N/A	N/A	N/A	N/A	0	6	207	11	286	210	0.76	2	-1.01	3	EAST WALL #2
PAINTED BLOCK	0.5	0.5	N/A	N/A	N/A	N/A	3	6	218	11	264	190	-0.74	2	-5.06	3	SOUTH WALL
CONCRETE FLOOR	16	-2	4	23	0.02	16	3	6	268	11	392	220	0.76	2	-1.01	3	
CONCRETE FLOOR	16	-4	4	23	0.01	16	4	6	275	11	343	240	-0.74	2	-2.36	3	
CONCRETE FLOOR	16	-6	4	23	0.01	16	2	6	245	11	339	220	0.76	2	-3.71	3	

LB5100-W Low Background Counting System – Smear Analysis

Date: 4/5/95
 Counting Unit id: 1
 Data file name: C:\LBXL\UNIT1\B01-220.XLD
 Batch Ended: 4/5/95 11:21
 Crosstalk Correction: Not Applied

Alpha activity action level (DPM): 20.00
 Beta activity action level (DPM): 200.00
 Certainty level for MDA and flags: 95.00%
 High Voltage Setting: 1410

Application Revision: 3
 Application Version: Standard

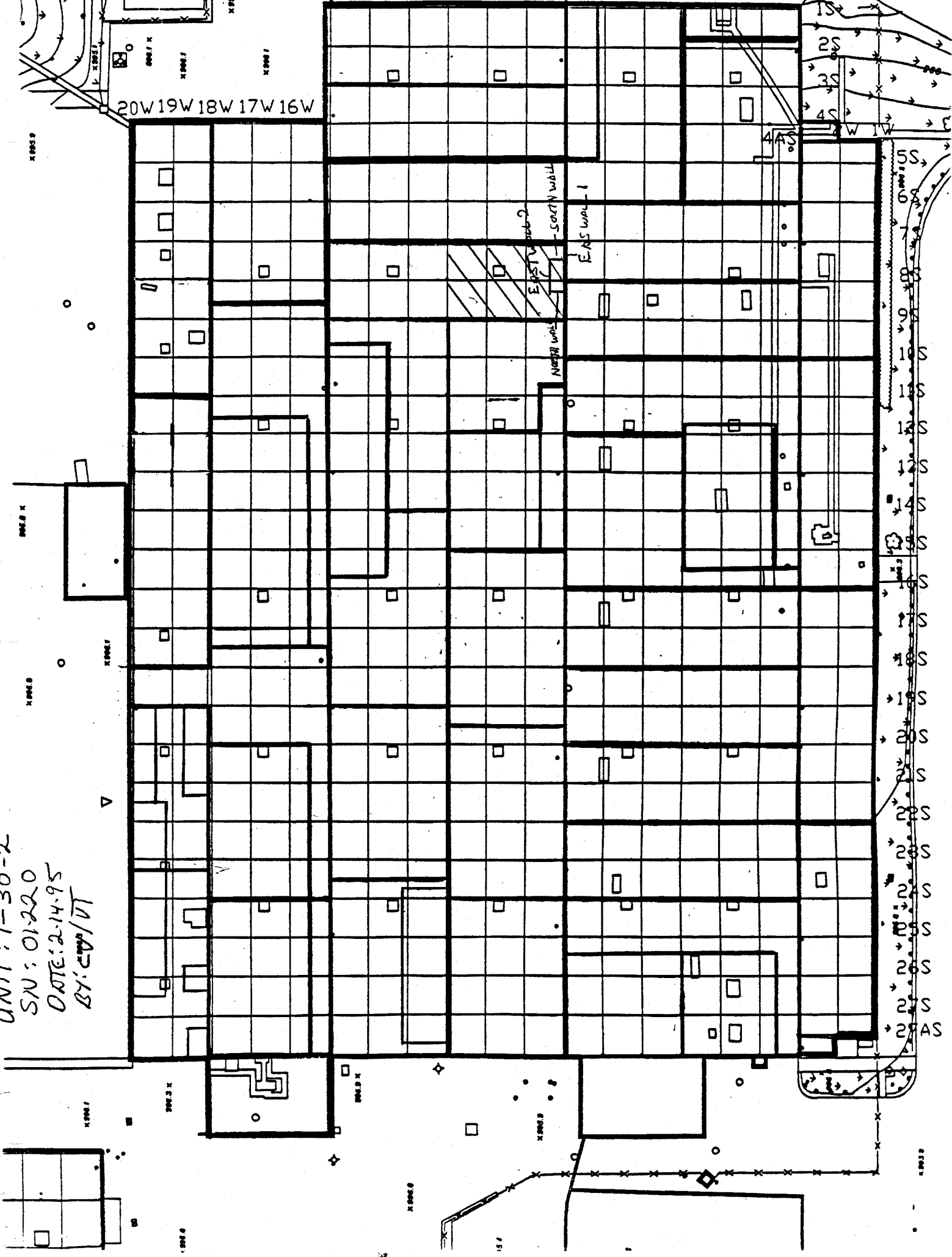
Alpha efficiency log file: th230ab Alpha Efficiency: 33.37% Alpha to Beta Crosstalk: 24.79% Alpha Background (CPM): 0.246428571 Alpha Correction Factor: 1.000
Beta efficiency log file: tc99ab Beta Efficiency: 37.06% Beta into Alpha Crosstalk: 0.03% Beta Background (CPM): 1.875 Beta Correction Factor: 1.000

Batch ID: Blairsville 1-30-2

Carrier	Alpha Activity				Beta Activity				Count time (min)	Alpha CPM	Beta CPM	Completion Date - Time
	DPM	σ	flags	MDA	DPM	σ	flags	MDA				
10	0.760	1.50	<MDA	7.53	-3.71	1.37	<MDA	12.28	2.00	0.254	-1.38	4/5/95 10:48
11	-0.738	1.50	<MDA	7.53	-1.01	2.35	<MDA	12.28	2.00	-0.246	-0.38	4/5/95 10:50
12	0.760	1.50	<MDA	7.53	1.69	3.03	<MDA	12.28	2.00	0.254	0.63	4/5/95 10:52
13	-0.738	1.50	<MDA	7.53	-2.36	1.92	<MDA	12.28	2.00	-0.246	-0.88	4/5/95 10:54
14	0.760	1.50	<MDA	7.53	-1.01	2.35	<MDA	12.28	2.00	0.254	-0.38	4/5/95 10:57
15	-0.738	1.50	<MDA	7.53	-3.71	1.37	<MDA	12.28	2.00	-0.246	-1.38	4/5/95 10:59
16	-0.738	1.50	<MDA	7.53	0.34	2.71	<MDA	12.28	2.00	-0.246	0.13	4/5/95 11:01
17	-0.738	1.50	<MDA	7.53	-2.36	1.92	<MDA	12.28	2.00	-0.246	-0.88	4/5/95 11:03
18	0.760	1.50	<MDA	7.53	-2.36	1.92	<MDA	12.28	2.00	0.254	-0.88	4/5/95 11:05
19	-0.738	1.50	<MDA	7.53	-2.36	1.92	<MDA	12.28	2.00	-0.246	-0.88	4/5/95 11:08
20	-0.738	1.50	<MDA	7.53	-3.71	1.37	<MDA	12.28	2.00	-0.246	-1.38	4/5/95 11:10
21	0.760	1.50	<MDA	7.53	-1.01	2.35	<MDA	12.28	2.00	0.254	-0.38	4/5/95 11:12
22	-0.738	1.50	<MDA	7.53	-5.06	1.37	<MDA	12.28	2.00	-0.246	-1.88	4/5/95 11:14
23	0.760	1.50	<MDA	7.53	-1.01	2.35	<MDA	12.28	2.00	0.254	-0.38	4/5/95 11:16
24	-0.738	1.50	<MDA	7.53	-2.36	1.92	<MDA	12.28	2.00	-0.246	-0.88	4/5/95 11:19
25	0.760	1.50	<MDA	7.53	-3.71	1.37	<MDA	12.28	2.00	0.254	-1.38	4/5/95 11:21

UNIT: 1-30-2
SN: 01-220
DATE: 2-14-95
BY: CWP/VT

20W 19W 18W 17W 16W



1S
2S
3S
4S
5S
6S
7S
8S
9S
10S
11S
12S
13S
14S
15S
16S
17S
18S
19S
20S
21S
22S
23S
24S
25S
26S
27S
28S
29S

EAST WALL
SOUTH WALL
NORTH WALL

X 0003

X 0004

X 0005

X 0006

X 0007

X 0008

X 0009

X 0010

X 0011

X 0012

X 0013

X 0014

X 0015

X 0016

X 0017

X 0018

X 0019

X 0020

X 0021

X 0022

X 0023

X 0024

X 0025

X 0026

X 0027

X 0028

X 0029

X 0030

X 0031

X 0032

X 0033

X 0034

X 0035

X 0036

X 0037

X 0038

X 0039

X 0040

X 0041

X 0042

X 0043

X 0044

X 0045

X 0046

X 0047

X 0048

X 0049

X 0050

X 0051

X 0052

X 0053

X 0054

X 0055

X 0056

X 0057

X 0058

X 0059

X 0060

X 0061

X 0062

X 0063

X 0064

X 0065

X 0066

X 0067

X 0068

X 0069

X 0070

X 0071

X 0072

X 0073

X 0074

X 0075

X 0076

X 0077

X 0078

X 0079

X 0080

X 0081

X 0082

X 0083

X 0084

X 0085

X 0086

X 0087

X 0088

X 0089

X 0090

X 0091

X 0092

X 0093

X 0094

X 0095

X 0096

X 0097

X 0098

X 0099

X 0100

X 0101

X 0102

X 0103

X 0104

X 0105

X 0106

X 0107

X 0108

X 0109

X 0110

X 0111

X 0112

X 0113

X 0114

X 0115

X 0116

X 0117

X 0118

X 0119

X 0120

X 0121

X 0122

X 0123

X 0124

X 0125

X 0126

X 0127

X 0128

Blairsville Point Survey Form #003

Survey Serial #:	01-221
Survey Section:	1
Survey Unit:	24B
Survey Sub-unit:	1

Alpha Survey Instruments				
Inst. S/N	Inst. Code	Eff. %	Corr. Fac.	Bkg. CPM
1510	6	21.4	4.67	2

Beta Survey Instruments				
Inst. S/N	Inst. Code	Eff. %	Corr. Fac.	Bkg. CPM
1593	11	35.4	2.82	221

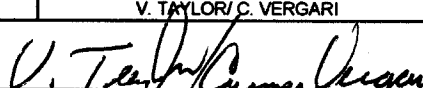
Gamma or Beta/Gamma Instruments			
Inst. S/N	Inst. Code	Bkg.	Detection Type
234	23	4	Gamma
5242	16	0.01	Beta / Gamma

Classification:	4
Survey Type:	LOWER

Alpha Counting Instruments				
Inst. S/N	Inst. Code	Eff. %	Corr. Fac.	Bkg. CPM
13295	2	33.37	3.00	0.25

Beta Counting Instruments				
Inst. S/N	Inst. Code	Eff. %	Corr. Fac.	Bkg. CPM
13295	3	37.06	2.70	1.88

Survey Date:	2/15/95
Count Date:	4/5/95

Surveyor:	V. TAYLOR/ C. VERGARI
Signature:	

Surface Description	Coordinates		Gamma at 1m	Gamma Inst.	Beta/Gamma Contact	Beta/Gamma	Contact Gross 1 min. Count	Alpha Inst.	Contact Gross 1 min. Count	Beta Inst.	Scan Contact Gross CPM		Removable DPM/100 cm2	Alpha Count	Removable DPM/100 cm2	Beta Count	Comments
	X	Y	uR/hr	Code	mR/hr	Code	Alpha	Code	Beta	Code	Max Beta	Avg Beta	Alpha	Code	Beta	Code	
PAINTED BLOCK	0.5	1	N/A	N/A	N/A	N/A	5	6	226	11	266	210	0.76	2	-2.36	3	EAST WALL
PAINTED BLOCK	1.5	1.5	N/A	N/A	N/A	N/A	3	6	192	11	286	200	0.76	2	3.04	3	EAST WALL
PAINTED BLOCK	2.5	0.5	N/A	N/A	N/A	N/A	0	6	215	11	298	180	-0.74	2	-1.01	3	EAST WALL
PAINTED BLOCK	3.5	1	N/A	N/A	N/A	N/A	1	6	191	11	314	170	-0.74	2	-2.36	3	EAST WALL
PAINTED BLOCK	4.5	1.5	N/A	N/A	N/A	N/A	1	6	198	11	262	170	-0.74	2	4.39	3	EAST WALL
PAINTED BLOCK	5.5	2	N/A	N/A	N/A	N/A	3	6	205	11	239	180	-0.74	2	0.34	3	EAST WALL
PAINTED BLOCK	6.5	1.5	N/A	N/A	N/A	N/A	1	6	198	11	262	170	0.76	2	-2.36	3	EAST WALL
PAINTED BLOCK	7.5	1	N/A	N/A	N/A	N/A	0	6	206	11	291	180	0.76	2	0.34	3	EAST WALL
CONCRETE FLOOR	15	0	4	23	0.015	16	4	6	195	11	284	190	0.76	2	-2.36	3	
CONCRETE FLOOR	17	0	4	23	0.01	16	5	6	267	11	332	250	-0.74	2	-1.01	3	
CONCRETE FLOOR	17	-2	4	23	0.01	16	1	6	236	11	409	240	0.76	2	-3.71	3	
CONCRETE FLOOR	17	-4	4	23	0.01	16	3	6	277	11	311	240	0.76	2	-5.06	3	
CONCRETE FLOOR	9	0	4	23	0.015	16	2	6	284	11	319	260	-0.74	2	0.34	3	
CONCRETE FLOOR	11	0	4	23	0.01	16	5	6	245	11	350	220	0.76	2	8.43	3	
CONCRETE FLOOR	13	0	4	23	0.015	16	1	6	247	11	399	250	-0.74	2	5.73	3	

LB5100-W Low Background Counting System – Smear Analysis

Date: 4/5/95
 Counting Unit id: 1
 Data file name: C:\LBXL\UNIT1\B01-221.XLD
 Batch Ended: 4/5/95 11:54
 Crosstalk Correction: Not Applied

Alpha activity action level (DPM): 20.00
 Beta activity action level (DPM): 200.00
 Certainty level for MDA and flags: 95.00%
 High Voltage Setting: 1410

Application Revision: 3
 Application Version: Standard

Alpha efficiency log file: th230ab
 Alpha Efficiency: 33.37%
 Alpha to Beta Crosstalk: 24.79%
 Alpha Background (CPM): 0.246428571
 Alpha Correction Factor: 1.000

Beta efficiency log file: tc99ab
 Beta Efficiency: 37.06%
 Beta into Alpha Crosstalk: 0.03%
 Beta Background (CPM): 1.875
 Beta Correction Factor: 1.000

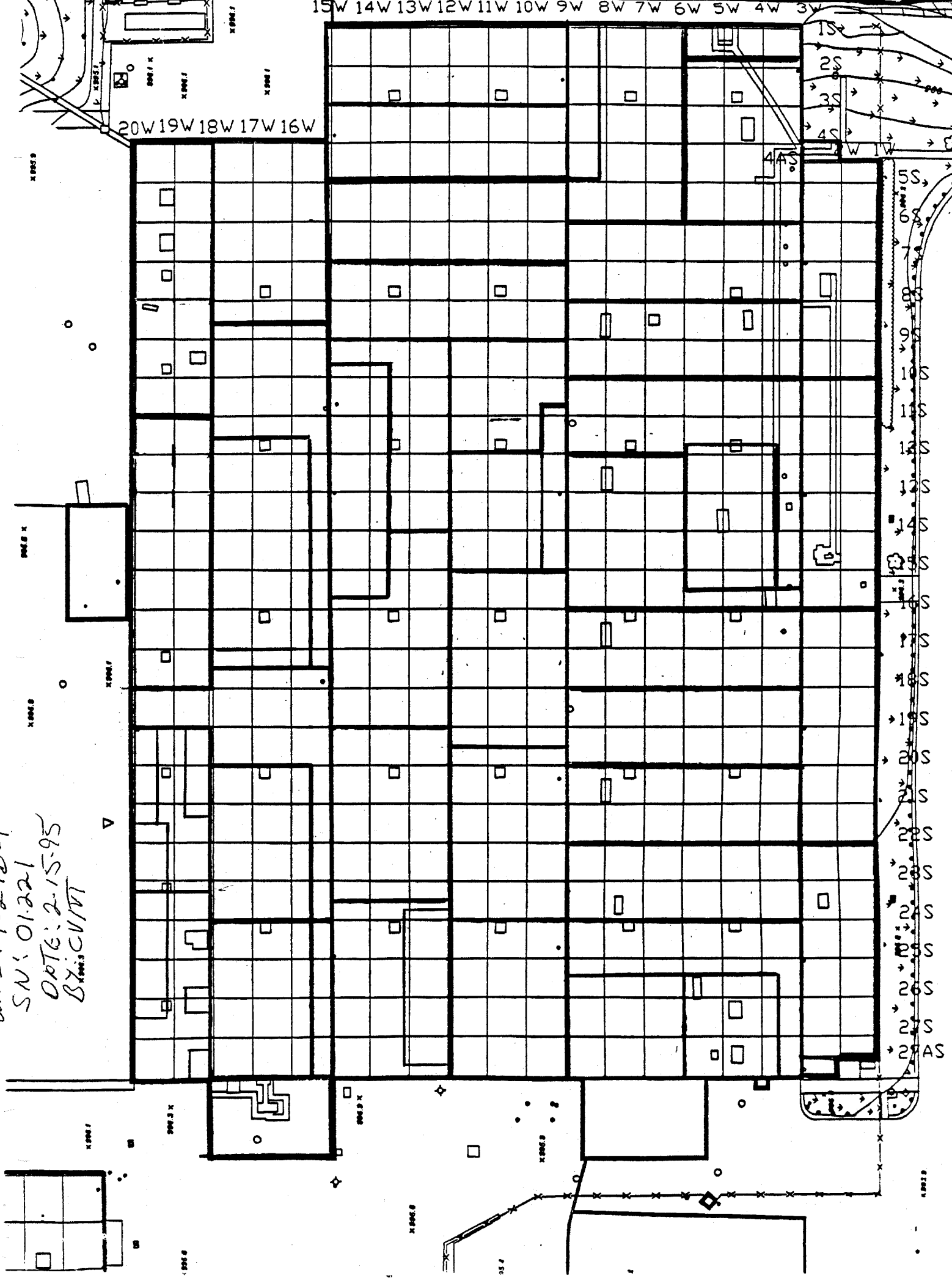
Batch ID: Blairsville 1-24B-1

Carrier	Alpha Activity				Beta Activity				Count time (min)	Alpha CPM	Beta CPM	Completion Date - Time
	DPM	σ	flags	MDA	DPM	σ	flags	MDA				
26	0.760	1.50	<MDA	7.53	-2.36	1.92	<MDA	12.28	2.00	0.254	-0.88	4/5/95 11:23
27	0.760	1.50	<MDA	7.53	3.04	3.31	<MDA	12.28	2.00	0.254	1.13	4/5/95 11:25
28	-0.738	1.50	<MDA	7.53	-1.01	2.35	<MDA	12.28	2.00	-0.246	-0.38	4/5/95 11:27
29	-0.738	1.50	<MDA	7.53	-2.36	1.92	<MDA	12.28	2.00	-0.246	-0.88	4/5/95 11:30
30	-0.738	1.50	<MDA	7.53	4.39	3.58	<AL	12.28	2.00	-0.246	1.63	4/5/95 11:32
31	-0.738	1.50	<MDA	7.53	0.34	2.71	<MDA	12.28	2.00	-0.246	0.13	4/5/95 11:34
32	0.760	1.50	<MDA	7.53	-2.36	1.92	<MDA	12.28	2.00	0.254	-0.88	4/5/95 11:36
33	0.760	1.50	<MDA	7.53	0.34	2.71	<MDA	12.28	2.00	0.254	0.13	4/5/95 11:38
34	0.760	1.50	<MDA	7.53	-2.36	1.92	<MDA	12.28	2.00	0.254	-0.88	4/5/95 11:41
35	-0.738	1.50	<MDA	7.53	-1.01	2.35	<MDA	12.28	2.00	-0.246	-0.38	4/5/95 11:43
36	0.760	1.50	<MDA	7.53	-3.71	1.37	<MDA	12.28	2.00	0.254	-1.38	4/5/95 11:45
37	0.760	1.50	<MDA	7.53	-5.06	1.37	<MDA	12.28	2.00	0.254	-1.88	4/5/95 11:47
38	-0.738	1.50	<MDA	7.53	0.34	2.71	<MDA	12.28	2.00	-0.246	0.13	4/5/95 11:49
39	0.760	1.50	<MDA	7.53	8.43	4.28	<AL	12.28	2.00	0.254	3.13	4/5/95 11:52
40	-0.738	1.50	<MDA	7.53	5.73	3.83	<AL	12.28	2.00	-0.246	2.13	4/5/95 11:54

15W 14W 13W 12W 11W 10W 9W 8W 7W 6W 5W 4W 3W

20W 19W 18W 17W 16W

UNIT: 1-24B-1
SN: 01221
DATE: 2-15-95
BY: CUM/T



15S
16S
17S
18S
19S
20S
21S
22S
23S
24S
25S
26S
27S
28S
29AS

X9969

X9968

X9969

X9967

X9967

X9967

X9967

X9967

X9963

X9963

X9968

X9968

X9968

X9967

X9969

X9969

Blairsville Point Survey Form #003

Survey Serial #:	01-222
Survey Section:	1
Survey Unit:	40A
Survey Sub-unit:	3

Alpha Survey Instruments				
Inst. S/N	Inst. Code	Eff. %	Corr. Fac.	Bkg. CPM
1510	6	21.4	4.67	2


Beta Survey Instruments				
Inst. S/N	Inst. Code	Eff. %	Corr. Fac.	Bkg. CPM
1593	11	35.4	2.82	238

Gamma or Beta/Gamma Instruments			
Inst. S/N	Inst. Code	Bkg.	Detection Type

Classification:	4
Survey Type:	LOWER
Survey Date:	2/15/95
Count Date:	4/5/95

Alpha Counting Instruments				
Inst. S/N	Inst. Code	Eff. %	Corr. Fac.	Bkg. CPM
13295	2	33.37	3.00	0.25

Beta Counting Instruments				
Inst. S/N	Inst. Code	Eff. %	Corr. Fac.	Bkg. CPM
13295	3	37.06	2.70	1.88

Surveyor:	V. TAYLOR/ C. VERGARI
Signature:	

Surface Description	Coordinates		Gamma at 1m uR/hr	Gamma Inst. Code	Beta/Gamma Contact mR/hr	Beta/Gamma Code	Contact Gross 1 min. Count Alpha	Alpha Inst. Code	Contact Gross 1 min. Count Beta	Beta Inst. Code	Scan Contact Gross CPM		Removable DPM/100 cm ² Alpha	Alpha Count	Removable DPM/100 cm ² Beta	Beta Count	Comments
	X	Y									Max Beta	Avg Beta					
	PAINTED BLOCK	2									0.5	N/A					
PAINTED BLOCK	3	1.5	N/A	N/A	N/A	N/A	3	6	260	11	368	240	-0.74	2	-2.36	3	NORTH WALL
PAINTED BLOCK	1.5	1	N/A	N/A	N/A	N/A	3	6	279	11	321	230		2		3	EAST WALL

LB5100-W Low Background Counting System – Smear Analysis

Date: 4/5/95
 Counting Unit id: 1
 Data file name: C:\LBXL\UNIT1\B01-222.XLD
 Batch Ended: 4/5/95 11:58
 Crosstalk Correction: Not Applied

Alpha activity action level (DPM): 20.00
 Beta activity action level (DPM): 200.00
 Certainty level for MDA and flags: 95.00%
 High Voltage Setting: 1410

Application Revision: 3
 Application Version: Standard

Batch ID: Blairsville 1-40A-3

Carrier	Alpha Activity				Beta Activity				Count time (min)	Alpha CPM	Beta CPM	Completion Date - Time
	DPM	σ	flags	MDA	DPM	σ	flags	MDA				
41	-0.738	1.50	<MDA	7.53	-5.06	1.37	<MDA	12.28	2.00	-0.246	-1.88	4/5/95 11:56
42	-0.738	1.50	<MDA	7.53	-2.36	1.92	<MDA	12.28	2.00	-0.246	-0.88	4/5/95 11:58

Alpha efficiency log file: th230ab Alpha Efficiency: 33.37% Alpha to Beta Crosstalk: 24.79% Alpha Background (CPM): 0.246428571 Alpha Correction Factor: 1.000
Beta efficiency log file: tc99ab Beta Efficiency: 37.06% Beta into Alpha Crosstalk: 0.03% Beta Background (CPM): 1.875 Beta Correction Factor: 1.000

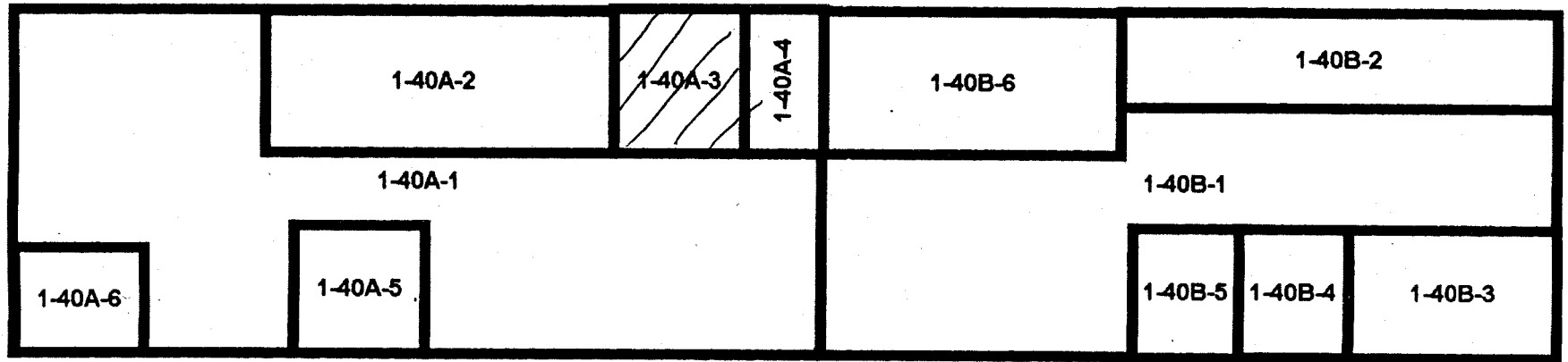
UNIT: 1-40A-3

S/N: 01-222

DATE: 2-15-95

BY: CV/VT

UNIT 1-40A & B



Blairsville Point Survey Form #003

Survey Serial #:	01-223
Survey Section:	1
Survey Unit:	31
Survey Sub-unit:	1

Alpha Survey Instruments				
Inst. S/N	Inst. Code	Eff. %	Corr. Fac.	Bkg. CPM
1510	6	21.4	4.67	1


Beta Survey Instruments				
Inst. S/N	Inst. Code	Eff. %	Corr. Fac.	Bkg. CPM
1593	11	35.4	2.82	233

Gamma or Beta/Gamma Instruments			
Inst. S/N	Inst. Code	Bkg.	Detection Type

Classification:	4
Survey Type:	LOWER
Survey Date:	2/15/95
Count Date:	4/5/95

Alpha Counting Instruments				
Inst. S/N	Inst. Code	Eff. %	Corr. Fac.	Bkg. CPM
13295	2	33.37	3.00	0.25

Beta Counting Instruments				
Inst. S/N	Inst. Code	Eff. %	Corr. Fac.	Bkg. CPM
13295	3	37.06	2.70	1.88

Surveyor:	M. TAYLOR/C. VERGARI
Signature:	

Surface Description	Coordinates		Gamma at 1m uR/hr	Gamma Inst. Code	Beta/Gamma Contact mR/hr	Beta/Gamma Code	Contact Gross 1 min. Count Alpha	Alpha Inst. Code	Contact Gross 1 min. Count Beta	Beta Inst. Code	Scan Contact Gross CPM		Removable DPM/100 cm2 Alpha	Alpha Count Code	Removable DPM/100 cm2 Beta	Beta Count Code	Comments
	X	Y									Max Beta	Avg Beta					
	CONCRETE FLOOR	1									-3	4					
CONCRETE FLOOR	3	-3	4	23	0.01	16	5	6	248	11	313	220	-0.74	2	-2.36	3	
CONCRETE FLOOR	10	-3	4	23	0.01	16	5	6	263	11	358	240	-0.74	2	-3.71	3	
CONCRETE FLOOR	15	-3	4	23	0.02	16	4	6	262	11	348	230	-0.74	2	-3.71	3	
CONCRETE FLOOR	18	-3	4	23	0.01	16	1	6	288	11	329	250	0.76	2	-2.36	3	
CONCRETE FLOOR	10	-9	4	23	0.01	16	2	6	255	11	334	230	-0.74	2	7.08	3	
CONCRETE FLOOR	12	-9	4	23	0.01	16	6	6	251	11	355	260	-0.74	2	-1.01	3	
CONCRETE FLOOR	14	-9	4	23	0.01	16	1	6	263	11	322	240	-0.74	2	8.43	3	
CONCRETE FLOOR	16	-9	4	23	0.01	16	1	6	260	11	414	250		2		3	

LB5100-W Low Background Counting System – Smear Analysis

Date: 4/5/95
 Counting Unit id: 1
 Data file name: C:\LBXL\UNIT1\B01-223.XLD
 Batch Ended: 4/5/95 12:16
 Crosstalk Correction: Not Applied

Alpha activity action level (DPM): 20.00
 Beta activity action level (DPM): 200.00
 Certainty level for MDA and flags: 95.00%
 High Voltage Setting: 1410

Application Revision: 3
 Application Version: Standard

Batch ID: Blairsville 1-31-1

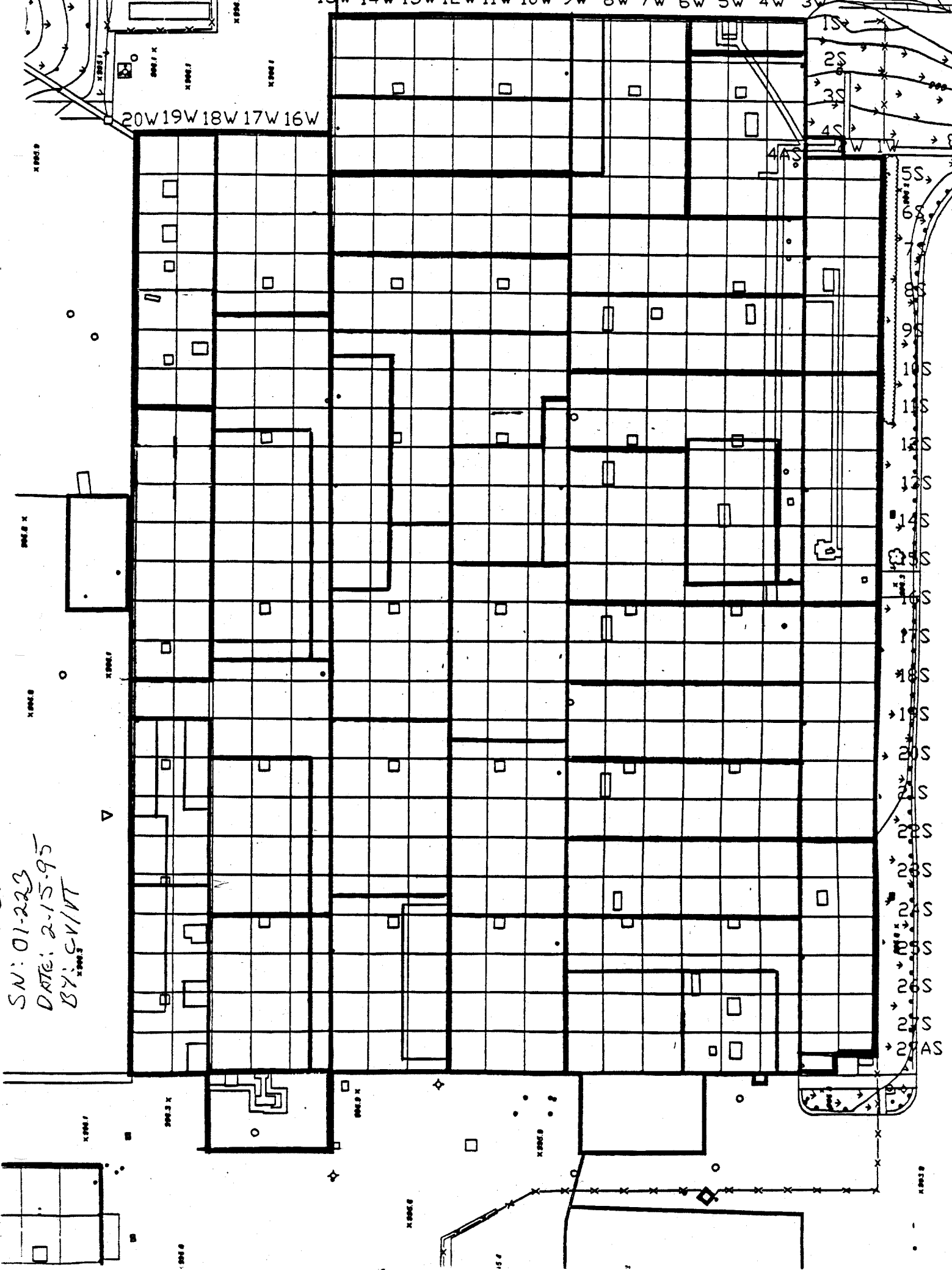
Alpha efficiency log file: th230ab Alpha Efficiency: 33.37% Alpha to Beta Crosstalk: 24.79% Alpha Background (CPM): 0.246428571 Alpha Correction Factor: 1.000
Beta efficiency log file: tc99ab Beta Efficiency: 37.06% Beta into Alpha Crosstalk: 0.03% Beta Background (CPM): 1.875 Beta Correction Factor: 1.000
Count time (min) Alpha CPM Beta CPM Completion Date - Time
2.00 -0.246 0.63 4/5/95 12:01
2.00 -0.246 -0.88 4/5/95 12:03
2.00 -0.246 -1.38 4/5/95 12:05
2.00 -0.246 -1.38 4/5/95 12:07
2.00 0.254 -0.88 4/5/95 12:09
2.00 -0.246 2.63 4/5/95 12:11
2.00 -0.246 -0.38 4/5/95 12:14
2.00 -0.246 3.13 4/5/95 12:16

Carrier	Alpha Activity				Beta Activity			
	DPM	σ	flags	MDA	DPM	σ	flags	MDA
43	-0.738	1.50	<MDA	7.53	1.69	3.03	<MDA	12.28
44	-0.738	1.50	<MDA	7.53	-2.36	1.92	<MDA	12.28
45	-0.738	1.50	<MDA	7.53	-3.71	1.37	<MDA	12.28
46	-0.738	1.50	<MDA	7.53	-3.71	1.37	<MDA	12.28
47	0.760	1.50	<MDA	7.53	-2.36	1.92	<MDA	12.28
48	-0.738	1.50	<MDA	7.53	7.08	4.06	<AL	12.28
49	-0.738	1.50	<MDA	7.53	-1.01	2.35	<MDA	12.28
50	-0.738	1.50	<MDA	7.53	8.43	4.28	<AL	12.28

UNIT: 1-31-1
SN: 01-223
DATE: 2-15-95
BY: C-V/T

20W 19W 18W 17W 16W

1S
2S
3S
4S
5S
6S
7S
8S
9S
10S
11S
12S
13S
14S
15S
16S
17S
18S
19S
20S
21S
22S
23S
24S
25S
26S
27S
28S
29S
30S
31S
32S
33S
34S
35S
36S
37S
38S
39S
40S
41S
42S
43S
44S
45S
46S
47S
48S
49S
50S
51S
52S
53S
54S
55S
56S
57S
58S
59S
60S
61S
62S
63S
64S
65S
66S
67S
68S
69S
70S
71S
72S
73S
74S
75S
76S
77S
78S
79S
80S
81S
82S
83S
84S
85S
86S
87S
88S
89S
90S
91S
92S
93S
94S
95S
96S
97S
98S
99S
100S



Blairsville Point Survey Form #003

Survey Serial #:	01-224
Survey Section:	1
Survey Unit:	31
Survey Sub-unit:	2

Alpha Survey Instruments				
Inst. S/N	Inst. Code	Eff. %	Corr. Fac.	Bkg. CPM
1510	6	21.4	4.67	2


Beta Survey Instruments				
Inst. S/N	Inst. Code	Eff. %	Corr. Fac.	Bkg. CPM
1593	11	35.4	2.82	241

Gamma or Beta/Gamma Instruments			
Inst. S/N	Inst. Code	Bkg.	Detection Type
234	23	4	Gamma
5242	16	0.01	Beta / Gamma

Classification:	4
Survey Type:	LOWER

Alpha Counting Instruments				
Inst. S/N	Inst. Code	Eff. %	Corr. Fac.	Bkg. CPM
13295	2	33.37	3.00	0.25

Beta Counting Instruments				
Inst. S/N	Inst. Code	Eff. %	Corr. Fac.	Bkg. CPM
13295	3	37.06	2.70	1.88

Surveyor:	V. TAYLOR / C. VERGARI
Signature:	

Surface Description	Coordinates		Gamma at 1m uR/hr	Gamma Inst. Code	Beta/Gamma Contact mR/hr	Beta/Gamma Code	Contact Gross 1 min. Count Alpha	Alpha Inst. Code	Contact Gross 1 min. Count Beta	Beta Inst. Code	Scan Contact Gross CPM		Removable DPM/100 cm2 Alpha	Alpha Count Code	Removable DPM/100 cm2 Beta	Beta Count Code	Comments
	X	Y									Max Beta	Avg Beta					
CONCRETE FLOOR	2	-3	4	23	0.01	16	4	6	247	11	319	240	0.76	2	8.43	3	
CONCRETE FLOOR	8	-4	4	23	0.015	16	6	6	275	11	395	240	-0.74	2	1.69	3	
CONCRETE FLOOR	12	-4	4	23	0.01	16	2	6	177	11	342	210	0.76	2	-1.01	3	
CONCRETE FLOOR	10	-10	4	23	0.01	16	8	6	260	11	345	240	-0.74	2	5.73	3	
CONCRETE FLOOR	12	-10	4	23	0.01	16	2	6	278	11	299	210	-0.74	2	-5.06	3	
CONCRETE FLOOR	12	-6	3	23	0.01	16	1	6	209	11	339	230	-0.74	2	0.34	3	

LB5100-W Low Background Counting System -- Smear Analysis

Date: 5/11/95
 Counting Unit id: 1
 Data file name: C:\LBXL\UNIT1\B01-224.XLD
 Batch Ended: 5/11/95 10:02
 Crosstalk Correction: Not Applied

Alpha activity action level (DPM): 20.00
 Beta activity action level (DPM): 200.00
 Certainty level for MDA and flags: 95.00%
 High Voltage Setting: 1410

Application Revision: 3
 Application Version: Standard

Batch ID: 37287

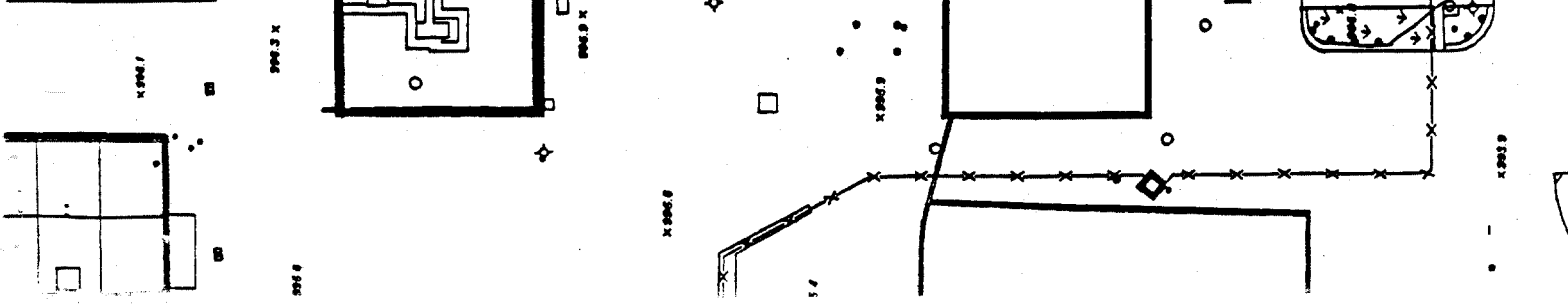
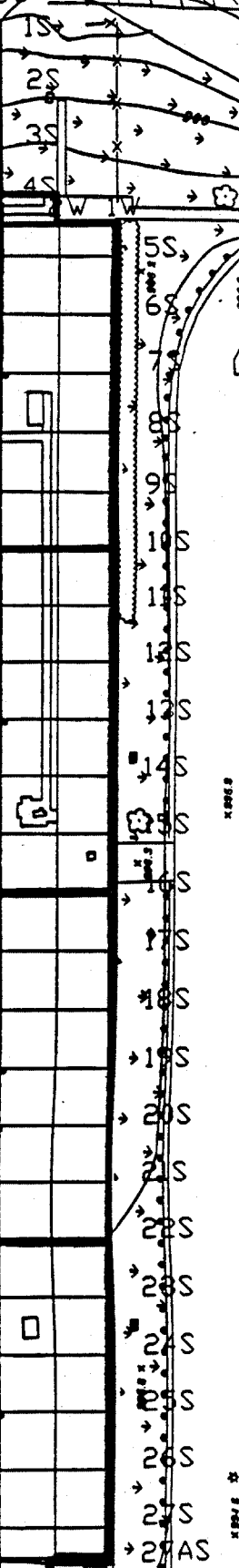
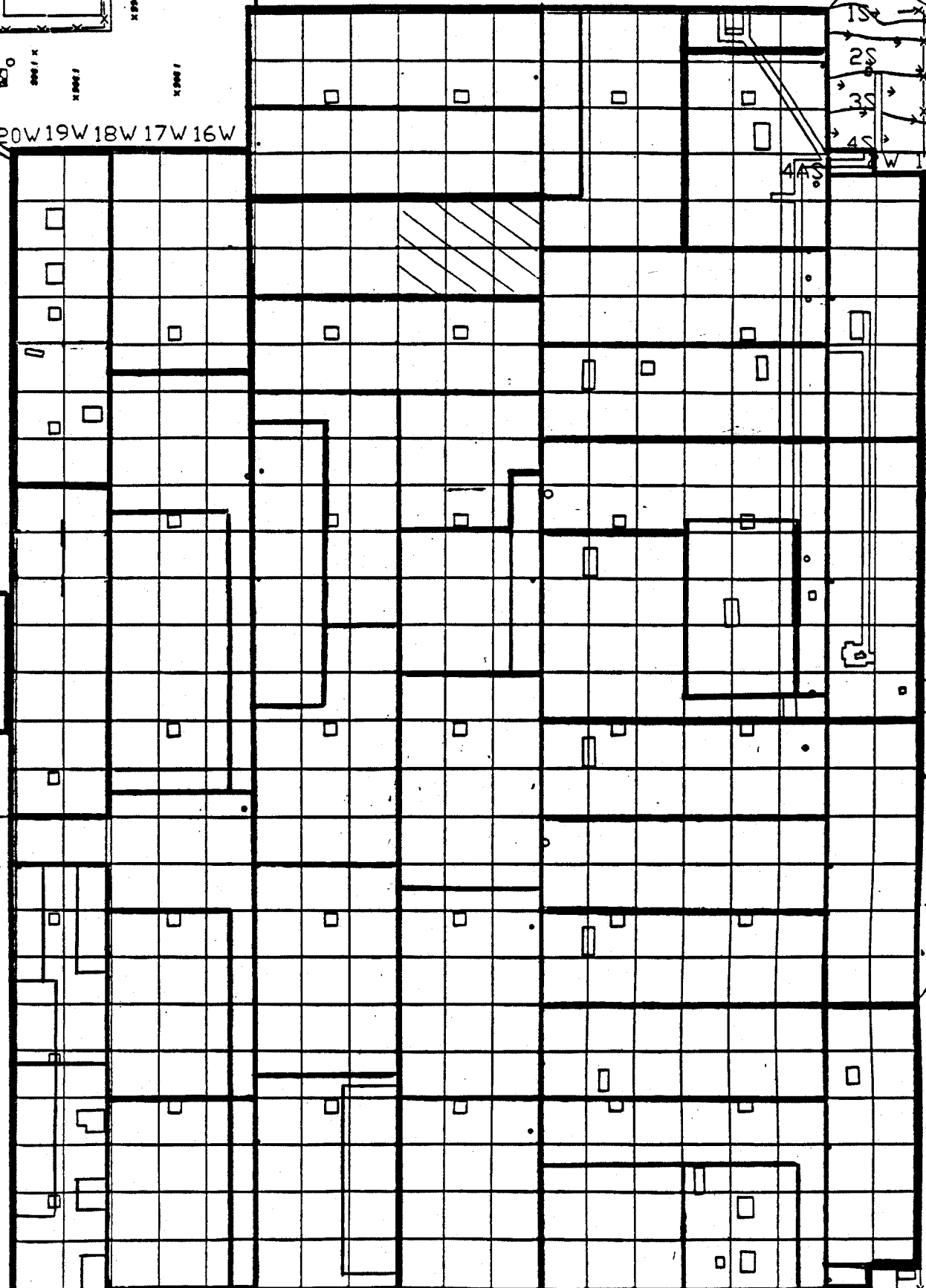
Alpha efficiency log file: th230ab Alpha Efficiency: 33.37% Alpha to Beta Crosstalk: 24.79% Alpha Background (CPM): 0.246428571 Alpha Correction Factor: 1.000
Beta efficiency log file: tc99ab Beta Efficiency: 37.06% Beta into Alpha Crosstalk: 0.03% Beta Background (CPM): 1.875 Beta Correction Factor: 1.000
Count time (min) Alpha CPM Beta CPM Completion Date - Time
2.00 0.254 3.13 5/11/95 9:51
2.00 -0.246 0.63 5/11/95 9:53
2.00 0.254 -0.38 5/11/95 9:56
2.00 -0.246 2.13 5/11/95 9:58
2.00 -0.246 -1.88 5/11/95 10:00
2.00 -0.246 0.13 5/11/95 10:02

Carrier	Alpha Activity				Beta Activity			
	DPM	σ	flags	MDA	DPM	σ	flags	MDA
31	0.760	1.50	<MDA	7.53	8.43	4.28	<AL	12.28
32	-0.738	1.50	<MDA	7.53	1.69	3.03	<MDA	12.28
33	0.760	1.50	<MDA	7.53	-1.01	2.35	<MDA	12.28
34	-0.738	1.50	<MDA	7.53	5.73	3.83	<AL	12.28
35	-0.738	1.50	<MDA	7.53	-5.06	1.37	<MDA	12.28
36	-0.738	1.50	<MDA	7.53	0.34	2.71	<MDA	12.28

15W 14W 13W 12W 11W 10W 9W 8W 7W 6W 5W 4W 3W

20W 19W 18W 17W 16W

UNI: 1-31-2
S/N: 012224
DATE: 2-15-95
BY: CV/MT



Blairsville Point Survey Form #003

Survey Serial #:	01-225
Survey Section:	1
Survey Unit:	24A
Survey Sub-unit:	2

Alpha Survey Instruments				
Inst. S/N	Inst. Code	Eff. %	Corr. Fac.	Bkg. CPM
1510	6	21.4	4.67	0


Beta Survey Instruments				
Inst. S/N	Inst. Code	Eff. %	Corr. Fac.	Bkg. CPM
1593	11	35.4	2.82	229

Gamma or Beta/Gamma Instruments			
Inst. S/N	Inst. Code	Bkg.	Detection Type

Classification:	4
Survey Type:	LOWER
Survey Date:	2/15/95
Count Date:	5/11/95

Alpha Counting Instruments				
Inst. S/N	Inst. Code	Eff. %	Corr. Fac.	Bkg. CPM
13295	2	33.37	3.00	0.25

Beta Counting Instruments				
Inst. S/N	Inst. Code	Eff. %	Corr. Fac.	Bkg. CPM
13295	3	37.06	2.70	1.88

Surveyor:	V. TAYLOR/ C. VERGARI
Signature:	

Surface Description	Coordinates		Gamma at 1m uR/hr	Gamma Inst. Code	Beta/Gamma Contact mR/hr	Beta/Gamma Code	Contact Gross 1 min. Count Alpha	Alpha Inst. Code	Contact Gross 1 min. Count Beta	Beta Inst. Code	Scan Contact Gross CPM		Removable DPM/100 cm2 Alpha	Alpha Count Code	Removable DPM/100 cm2 Beta	Beta Count Code	Comments
	X	Y									Max Beta	Avg Beta					
	PAINTED BLOCK	1									1	N/A					
PAINTED BLOCK	3	1.5	N/A	N/A	N/A	N/A	4	6	216	11	314	210	0.76	2	0.34	3	NORTH WALL
PAINTED BLOCK	1	0.5	N/A	N/A	N/A	N/A	3	6	201	11	283	190	-0.74	2	-1.01	3	EAST WALL
PAINTED BLOCK	3	1	N/A	N/A	N/A	N/A	0	6	212	11	288	180	-0.74	2	-3.71	3	EAST WALL
PAINTED BLOCK	5	0.5	N/A	N/A	N/A	N/A	1	6	227	11	316	220	-0.74	2	1.69	3	EAST WALL
PAINTED BLOCK	7	2	N/A	N/A	N/A	N/A	0	6	234	11	296	180	-0.74	2	1.69	3	EAST WALL
PAINTED BLOCK	1	1	N/A	N/A	N/A	N/A	1	6	218	11	284	220	0.76	2	-1.01	3	SOUTH WALL
PAINTED BLOCK	3	2	N/A	N/A	N/A	N/A	2	6	242	11	320	230	-0.74	2	-3.71	3	SOUTH WALL
PAINTED BLOCK	2	1	N/A	N/A	N/A	N/A	1	6	259	11	413	260	-0.74	2	0.34	3	WEST WALL
PAINTED BLOCK	4	1.5	N/A	N/A	N/A	N/A	0	6	265	11	347	240	-0.74	2	0.34	3	WEST WALL
PAINTED BLOCK	6	0.5	N/A	N/A	N/A	N/A	1	6	259	11	315	260	-0.74	2	-1.01	3	WEST WALL
PAINTED BLOCK	8	1	N/A	N/A	N/A	N/A	3	6	246	11	312	210	-0.74	2	-1.01	3	WEST WALL

LB5100-W Low Background Counting System – Smear Analysis

Date: 5/11/95
 Counting Unit id: 1
 Data file name: C:\LBXL\UNIT1\B01-225.XLD
 Batch Ended: 5/11/95 10:29
 Crosstalk Correction: Not Applied

Alpha activity action level (DPM): 20.00
 Beta activity action level (DPM): 200.00
 Certainty level for MDA and flags: 95.00%
 High Voltage Setting: 1410

Application Revision: 3
 Application Version: Standard

Alpha efficiency log file: th230ab
 Alpha Efficiency: 33.37%
 Alpha to Beta Crosstalk: 24.79%
 Alpha Background (CPM): 0.246428571
 Alpha Correction Factor: 1.000

Beta efficiency log file: tc99ab
 Beta Efficiency: 37.06%
 Beta into Alpha Crosstalk: 0.03%
 Beta Background (CPM): 1.875
 Beta Correction Factor: 1.000

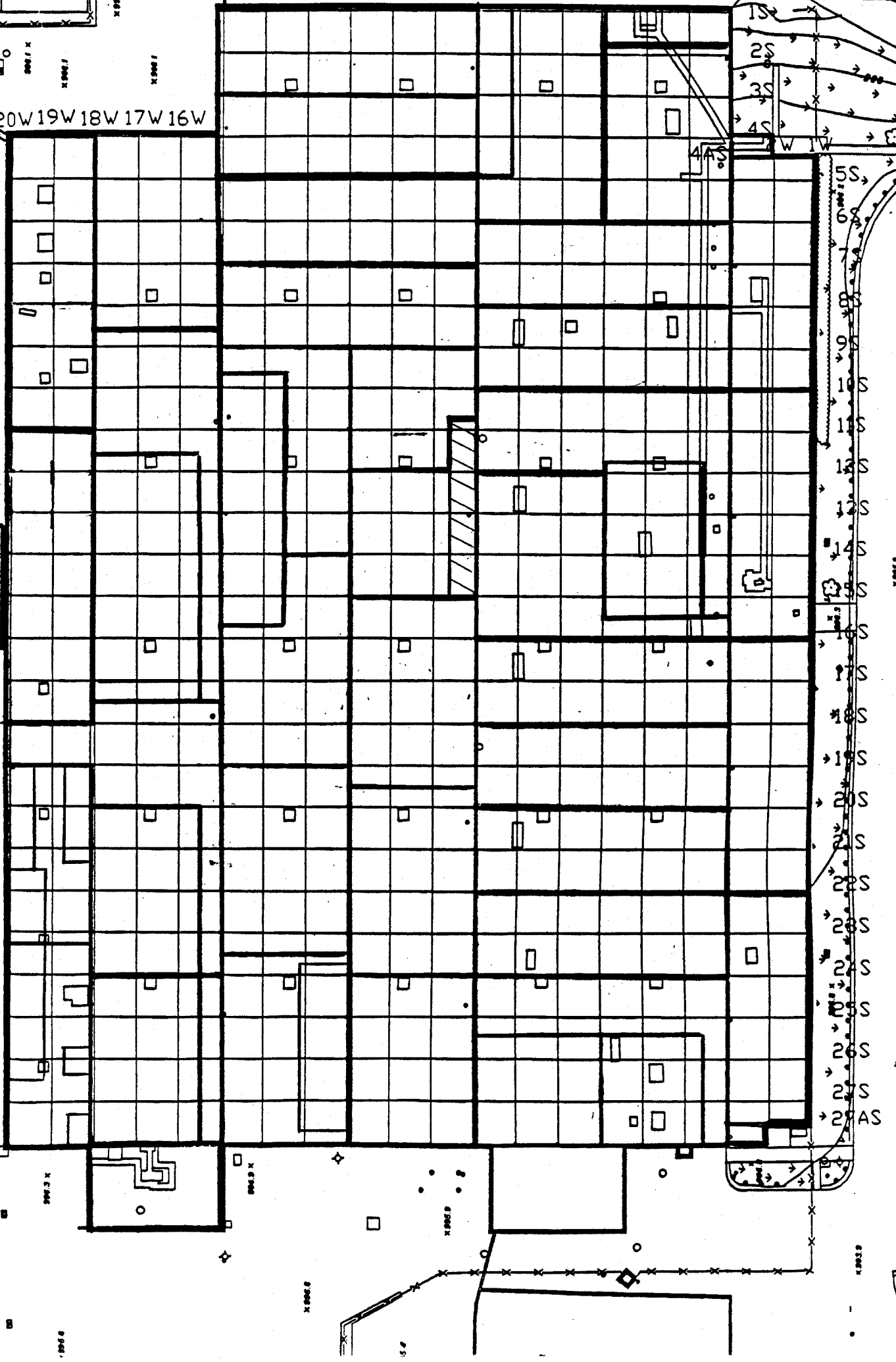
Batch ID: 1-24A-2

Carrier	Alpha Activity				Beta Activity				Count time (min)	Alpha CPM	Beta CPM	Completion Date - Time
	DPM	σ	flags	MDA	DPM	σ	flags	MDA				
37	0.760	1.50	<MDA	7.53	-3.71	1.37	<MDA	12.28	2.00	0.254	-1.38	5/11/95 10:04
38	0.760	1.50	<MDA	7.53	0.34	2.71	<MDA	12.28	2.00	0.254	0.13	5/11/95 10:07
39	-0.738	1.50	<MDA	7.53	-1.01	2.35	<MDA	12.28	2.00	-0.246	-0.38	5/11/95 10:09
40	-0.738	1.50	<MDA	7.53	-3.71	1.37	<MDA	12.28	2.00	-0.246	-1.38	5/11/95 10:11
41	-0.738	1.50	<MDA	7.53	1.69	3.03	<MDA	12.28	2.00	-0.246	0.63	5/11/95 10:13
42	-0.738	1.50	<MDA	7.53	1.69	3.03	<MDA	12.28	2.00	-0.246	0.63	5/11/95 10:15
43	0.760	1.50	<MDA	7.53	-1.01	2.35	<MDA	12.28	2.00	0.254	-0.38	5/11/95 10:18
44	-0.738	1.50	<MDA	7.53	-3.71	1.37	<MDA	12.28	2.00	-0.246	-1.38	5/11/95 10:20
45	-0.738	1.50	<MDA	7.53	0.34	2.71	<MDA	12.28	2.00	-0.246	0.13	5/11/95 10:22
46	-0.738	1.50	<MDA	7.53	0.34	2.71	<MDA	12.28	2.00	-0.246	0.13	5/11/95 10:24
47	-0.738	1.50	<MDA	7.53	-1.01	2.35	<MDA	12.28	2.00	-0.246	-0.38	5/11/95 10:26
48	-0.738	1.50	<MDA	7.53	-1.01	2.35	<MDA	12.28	2.00	-0.246	-0.38	5/11/95 10:29

15W 14W 13W 12W 11W 10W 9W 8W 7W 6W 5W 4W 3W

20W 19W 18W 17W 16W

UNIT: 1-2YA-2
SN: 01-225
DATE: 2-15-95
BY: [signature]



1S
2S
3S
4S
5S
6S
7S
8S
9S
10S
11S
12S
13S
14S
15S
16S
17S
18S
19S
20S
21S
22S
23S
24S
25S
26S
27S
28S
29S
30S

2000 X

2000 X

2000 X

2000 X

2000 X

2000 X

2000 X

2000 X

2000 X

2000 X

2000 X

2000 X

2000 X

2000 X

2000 X

2000 X

2000 X

2000 X

2000 X

2000 X

2000 X

2000 X

2000 X

2000 X

Blairsville Point Survey Form #003

Survey Serial #:	01-226
Survey Section:	1
Survey Unit:	24A
Survey Sub-unit:	1

Alpha Survey Instruments				
Inst. S/N	Inst. Code	Eff. %	Corr. Fac.	Bkg. CPM
1510	6	21.4	4.67	1


Beta Survey Instruments				
Inst. S/N	Inst. Code	Eff. %	Corr. Fac.	Bkg. CPM
1593	11	35.4	2.82	253

Gamma or Beta/Gamma Instruments			
Inst. S/N	Inst. Code	Bkg.	Detection Type

Classification:	4
Survey Type:	LOWER

Alpha Counting Instruments				
Inst. S/N	Inst. Code	Eff. %	Corr. Fac.	Bkg. CPM
13295	2	33.37	3.00	0.25

Beta Counting Instruments				
Inst. S/N	Inst. Code	Eff. %	Corr. Fac.	Bkg. CPM
13295	3	37.06	2.70	1.88

Surveyor:	V. TAYLOR/ C. VERGARI
Signature:	

Surface Description	Coordinates		Gamma at 1m uR/hr	Gamma Inst. Code	Beta/Gamma Contact mR/hr	Beta/Gamma Code	Contact Gross 1 min. Count Alpha	Alpha Inst. Code	Contact Gross 1 min. Count Beta	Beta Inst. Code	Scan Contact Gross CPM		Removable DPM/100 cm2 Alpha	Alpha Count Code	Removable DPM/100 cm2 Beta	Beta Count Code	Comments
	X	Y									Max Beta	Avg Beta					
	PAINTED BLOCK	1									5	N/A					
PAINTED BLOCK	2.3	5	N/A	N/A	N/A	N/A	0	6	241	11	280	230	2.26	2	0.34	3	EAST WALL
PAINTED BLOCK	3	1.5	N/A	N/A	N/A	N/A	1	6	194	11	282	190	0.76	2	4.39	3	EAST WALL
PAINTED BLOCK	4	1	N/A	N/A	N/A	N/A	1	6	200	11	269	210	-0.74	2	-3.71	3	EAST WALL
PAINTED BLOCK	5	1.5	N/A	N/A	N/A	N/A	1	6	171	11	244	190	0.76	2	0.34	3	EAST WALL
PAINTED BLOCK	6	0.5	N/A	N/A	N/A	N/A	2	6	197	11	314	180	-0.74	2	1.69	3	EAST WALL
PAINTED BLOCK	7	1	N/A	N/A	N/A	N/A	2	6	182	11	267	170	-0.74	2	3.04	3	EAST WALL
PAINTED BLOCK	8	1.5	N/A	N/A	N/A	N/A	1	6	191	11	311	160	-0.74	2	-2.36	3	EAST WALL
PAINTED BLOCK	9	0.5	N/A	N/A	N/A	N/A	1	6	193	11	263	190	-0.74	2	1.69	3	EAST WALL
PAINTED BLOCK	10	1.5	N/A	N/A	N/A	N/A	1	6	202	11	291	180	0.76	2	-1.01	3	EAST WALL
PAINTED BLOCK	12	1	N/A	N/A	N/A	N/A	1	6	207	11	275	210	-0.74	2	0.34	3	EAST WALL
PAINTED BLOCK	13	0.5	N/A	N/A	N/A	N/A	2	6	200	11	252	180	-0.74	2	-1.01	3	EAST WALL
PAINTED BLOCK	14	1	N/A	N/A	N/A	N/A	2	6	195	11	285	160	-0.74	2	-1.01	3	EAST WALL
PAINTED BLOCK	16	0.5	N/A	N/A	N/A	N/A	0	6	222	11	225	190	-0.74	2	4.39	3	EAST WALL
PAINTED BLOCK	0.5	1	N/A	N/A	N/A	N/A	0	6	239	11	335	250	-0.74	2	-1.01	3	SOUTH WALL #1
PAINTED BLOCK	3.5	1.5	N/A	N/A	N/A	N/A	1	6	229	11	293	240	-0.74	2	3.04	3	SOUTH WALL #1
PAINTED BLOCK	9	1.5	N/A	N/A	N/A	N/A	0	6	322	11	383	280	-0.74	2	1.69	3	SOUTH WALL #2
PAINTED BLOCK	10.3	0.5	N/A	N/A	N/A	N/A	3	6	276	11	426	250	-0.74	2	1.69	3	SOUTH WALL #2

LB5100-W Low Background Counting System – Smear Analysis

Date: 5/11/95
 Counting Unit id: 1
 Data file name: C:\LBXL\UNIT1\B01-226.XLD
 Batch Ended: 5/11/95 11:08
 Crosstalk Correction: Not Applied

Alpha activity action level (DPM): 20.00
 Beta activity action level (DPM): 200.00
 Certainty level for MDA and flags: 95.00%
 High Voltage Setting: 1410

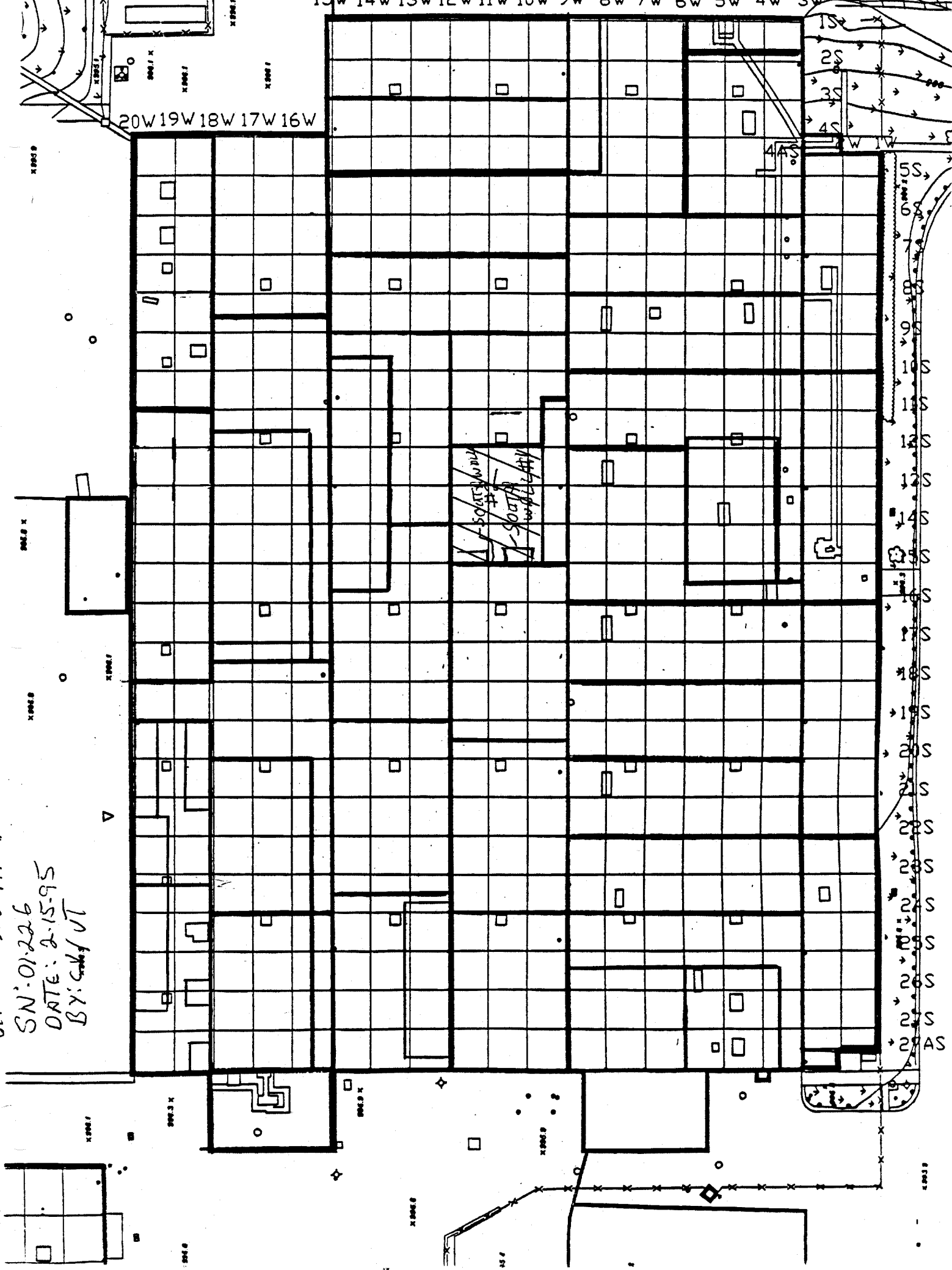
Application Revision: 3
 Application Version: Standard

Batch ID: 1-24A-1

Alpha efficiency log file: th230ab Alpha Efficiency: 33.37% Alpha to Beta Crosstalk: 24.79% Alpha Background (CPM): 0.246428571 Alpha Correction Factor: 1.000			
Beta efficiency log file: tc99ab Beta Efficiency: 37.06% Beta into Alpha Crosstalk: 0.03% Beta Background (CPM): 1.875 Beta Correction Factor: 1.000			
Count time (min)	Alpha CPM	Beta CPM	Completion Date - Time
2.00	-0.246	0.13	5/11/95 10:31
2.00	0.754	0.13	5/11/95 10:33
2.00	0.254	1.63	5/11/95 10:35
2.00	-0.246	-1.38	5/11/95 10:37
2.00	0.254	0.13	5/11/95 10:40
2.00	-0.246	0.63	5/11/95 10:42
2.00	-0.246	1.13	5/11/95 10:44
2.00	-0.246	-0.88	5/11/95 10:46
2.00	-0.246	0.63	5/11/95 10:48
2.00	0.254	-0.38	5/11/95 10:51
2.00	-0.246	0.13	5/11/95 10:53
2.00	-0.246	-0.38	5/11/95 10:55
2.00	-0.246	-0.38	5/11/95 10:57
2.00	-0.246	1.63	5/11/95 10:59
2.00	-0.246	-0.38	5/11/95 11:01
2.00	-0.246	1.13	5/11/95 11:04
2.00	-0.246	0.63	5/11/95 11:06
2.00	-0.246	0.63	5/11/95 11:08

Carrier	Alpha Activity				Beta Activity			
	DPM	σ	flags	MDA	DPM	σ	flags	MDA
49	-0.738	1.50	<MDA	7.53	0.34	2.71	<MDA	12.28
50	2.258	2.12	<AL	7.53	0.34	2.71	<MDA	12.28
51	0.760	1.50	<MDA	7.53	4.39	3.58	<AL	12.28
52	-0.738	1.50	<MDA	7.53	-3.71	1.37	<MDA	12.28
53	0.760	1.50	<MDA	7.53	0.34	2.71	<MDA	12.28
54	-0.738	1.50	<MDA	7.53	1.69	3.03	<MDA	12.28
55	-0.738	1.50	<MDA	7.53	3.04	3.31	<MDA	12.28
56	-0.738	1.50	<MDA	7.53	-2.36	1.92	<MDA	12.28
57	-0.738	1.50	<MDA	7.53	1.69	3.03	<MDA	12.28
58	0.760	1.50	<MDA	7.53	-1.01	2.35	<MDA	12.28
59	-0.738	1.50	<MDA	7.53	0.34	2.71	<MDA	12.28
60	-0.738	1.50	<MDA	7.53	-1.01	2.35	<MDA	12.28
61	-0.738	1.50	<MDA	7.53	-1.01	2.35	<MDA	12.28
62	-0.738	1.50	<MDA	7.53	4.39	3.58	<AL	12.28
63	-0.738	1.50	<MDA	7.53	-1.01	2.35	<MDA	12.28
64	-0.738	1.50	<MDA	7.53	3.04	3.31	<MDA	12.28
65	-0.738	1.50	<MDA	7.53	1.69	3.03	<MDA	12.28
66	-0.738	1.50	<MDA	7.53	1.69	3.03	<MDA	12.28

UNIT: 1-24A-1
SN: 01-226
DATE: 2-15-95
BY: G. G. J. UT



20W 19W 18W 17W 16W

1S
2S
3S
4S
5S
6S
7S
8S
9S
10S
11S
12S
13S
14S
15S
16S
17S
18S
19S
20S
21S
22S
23S
24S
25S
26S
27S
28S
29S

SOUTH
LOOK

Blairsville Point Survey Form #003

Survey Serial #:	01-227
------------------	--------

Survey Section:	1
-----------------	---

Survey Unit:	23
--------------	----

Survey Sub-unit:	1
------------------	---

Classification:	4
-----------------	---

Survey Type:	LOWER
--------------	-------

Survey Date:	2/16/95
--------------	---------

Count Date:	5/11/95
-------------	---------

Alpha Survey Instruments				
Inst. S/N	Inst. Code	Eff. %	Corr. Fac.	Bkg. CPM
1510	6	21.4	4.67	1

Beta Survey Instruments				
Inst. S/N	Inst. Code	Eff. %	Corr. Fac.	Bkg. CPM
1593	11	35.4	2.82	207

Gamma or Beta/Gamma Instruments			
Inst. S/N	Inst. Code	Bkg.	Detection Type

Alpha Counting Instruments				
Inst. S/N	Inst. Code	Eff. %	Corr. Fac.	Bkg. CPM
13295	2	33.37	3.00	0.25

Beta Counting Instruments				
Inst. S/N	Inst. Code	Eff. %	Corr. Fac.	Bkg. CPM
13295	3	37.06	2.70	1.88

Surveyor:	N. TAYLOR/ C. VERGARI
Signature:	<i>N. Taylor / Carmine Vergari</i>

Surface Description	Coordinates		Gamma at 1m uR/hr	Gamma Inst. Code	Beta/Gamma Contact mR/hr	Beta/Gamma Code	Contact Gross 1 min. Count Alpha	Alpha Inst. Code	Contact Gross 1 min. Count Beta	Beta Inst. Code	Scan Contact Gross CPM		Removable DPM/100 cm2 Alpha	Alpha Count Code	Removable DPM/100 cm2 Beta	Beta Count Code	Comments
	X	Y									Max Beta	Avg Beta					
	PAINTED BLOCK	4									1	N/A					
PAINTED BLOCK	10	1.5	N/A	N/A	N/A	N/A	2	6	301	11	333	260	-0.74	2	-3.71	3	NORTH WALL
PAINTED BLOCK	12	0.5	N/A	N/A	N/A	N/A	2	6	306	11	388	270	0.76	2	-5.06	3	NORTH WALL
PAINTED BLOCK	14	1.5	N/A	N/A	N/A	N/A	1	6	242	11	295	200	-0.74	2	-2.36	3	NORTH WALL
PAINTED BLOCK	16	0.5	N/A	N/A	N/A	N/A	3	6	209	11	300	190	-0.74	2	0.34	3	NORTH WALL
PAINTED BLOCK	18	0.5	N/A	N/A	N/A	N/A	0	6	191	11	288	160	0.76	2	1.69	3	NORTH WALL
PAINTED BLOCK	4	1	N/A	N/A	N/A	N/A	0	6	196	11	326	220	-0.74	2	3.04	3	EAST WALL
PAINTED BLOCK	5.5	1.5	N/A	N/A	N/A	N/A	1	6	207	11	264	200	-0.74	2	1.69	3	EAST WALL
PAINTED BLOCK	7	1	N/A	N/A	N/A	N/A	1	6	199	11	249	160	-0.74	2	4.39	3	EAST WALL
PAINTED BLOCK	8	0.5	N/A	N/A	N/A	N/A	2	6	181	11	244	160	-0.74	2	0.34	3	EAST WALL
PAINTED BLOCK	10	1.5	N/A	N/A	N/A	N/A	2	6	184	11	261	160	-0.74	2	-1.01	3	EAST WALL
PAINTED BLOCK	12	1	N/A	N/A	N/A	N/A	0	6	202	11	308	190	-0.74	2	0.34	3	EAST WALL
PAINTED BLOCK	14	1	N/A	N/A	N/A	N/A	4	6	212	11	291	180	0.76	2	1.69	3	EAST WALL
PAINTED BLOCK	16	1.5	N/A	N/A	N/A	N/A	2	6	182	11	284	160	0.76	2	0.34	3	EAST WALL
PAINTED BLOCK	19	1	N/A	N/A	N/A	N/A	1	6	202	11	270	170	-0.74	2	-2.36	3	EAST WALL
PAINTED BLOCK	22	0.5	N/A	N/A	N/A	N/A	1	6	184	11	261	150	0.76	2	-1.01	3	EAST WALL
PAINTED BLOCK	25	0.5	N/A	N/A	N/A	N/A	1	6	177	11	259	180	-0.74	2	0.34	3	EAST WALL
PAINTED BLOCK	27	1.5	N/A	N/A	N/A	N/A	5	6	206	11	258	180	2.26	2	-2.36	3	EAST WALL
PAINTED BLOCK	11	0.4	N/A	N/A	N/A	N/A	3	6	243	11	305	210	-0.74	2	-2.36	3	WEST WALL
PAINTED BLOCK	13	0.4	N/A	N/A	N/A	N/A	1	6	264	11	398	265	-0.74	2	-1.01	3	WEST WALL
PAINTED BLOCK	14	0.4	N/A	N/A	N/A	N/A	0	6	236	11	329	220	-0.74	2	-1.01	3	WEST WALL
PAINTED BLOCK	16	0.4	N/A	N/A	N/A	N/A	2	6	224	11	258	190	-0.74	2	-3.71	3	WEST WALL
PAINTED BLOCK	18	0.4	N/A	N/A	N/A	N/A	3	6	231	11	276	230	0.76	2	-5.06	3	WEST WALL

Blairsville Point Survey Form #003

Survey Serial #:	01-227
Survey Section:	1
Survey Unit:	23
Survey Sub-unit:	1

Alpha Survey Instruments				
Inst. S/N	Inst. Code	Eff. %	Corr. Fac.	Bkg. CPM
1510	6	21.4	4.67	1

Beta Survey Instruments				
Inst. S/N	Inst. Code	Eff. %	Corr. Fac.	Bkg. CPM
1593	11	35.4	2.82	207

Gamma or Beta/Gamma Instruments			
Inst. S/N	Inst. Code	Bkg.	Detection Type

Classification:	4
Survey Type:	LOWER
Survey Date:	2/16/95
Count Date:	5/11/95

Alpha Counting Instruments				
Inst. S/N	Inst. Code	Eff. %	Corr. Fac.	Bkg. CPM
13295	2	33.37	3.00	0.25

Beta Counting Instruments				
Inst. S/N	Inst. Code	Eff. %	Corr. Fac.	Bkg. CPM
13295	3	37.06	2.70	1.88

Surveyor:	V. TAYLOR/ C. VERGARI
Signature:	

Surface Description	Coordinates		Gamma at 1m uR/hr	Gamma Inst. Code	Beta/Gamma Contact mR/hr	Beta/Gamma Code	Contact Gross 1 min. Count Alpha	Alpha Inst. Code	Contact Gross 1 min. Count Beta	Beta Inst. Code	Scan Contact Gross CPM		Removable DPM/100 cm ² Alpha	Alpha Count Code	Removable DPM/100 cm ² Beta	Beta Count Code	Comments
	X	Y									Max Beta	Avg Beta					
PAINTED BLOCK	20	0.4	N/A	N/A	N/A	N/A	1	6	239	11	327	230	-0.74	2	0.34	3	WEST WALL
PAINTED BLOCK	22	0.4	N/A	N/A	N/A	N/A	3	6	259	11	291	220	-0.74	2	-2.36	3	WEST WALL

LB5100-W Low Background Counting System – Smear Analysis

Date: 5/11/95
 Counting Unit id: 1
 Data file name: C:\LBXLIUNIT1\B01-227.XLD
 Batch Ended: 5/11/95 9:49
 Crosstalk Correction: Not Applied

Alpha activity action level (DPM): 20.00
 Beta activity action level (DPM): 200.00
 Certainty level for MDA and flags: 95.00%
 High Voltage Setting: 1410

Application Revision: 3
 Application Version: Standard

Batch ID: 36914

Alpha efficiency log file: th230ab
 Alpha Efficiency: 33.37%
 Alpha to Beta Crosstalk: 24.79%
 Alpha Background (CPM): 0.246428571
 Alpha Correction Factor: 1.000

Beta efficiency log file: tc99ab
 Beta Efficiency: 37.06%
 Beta into Alpha Crosstalk: 0.03%
 Beta Background (CPM): 1.875
 Beta Correction Factor: 1.000

Carrier	Alpha Activity				Beta Activity				Count time (min)	Alpha CPM	Beta CPM	Completion Date - Time
	DPM	σ	flags	MDA	DPM	σ	flags	MDA				
6	-0.738	1.50	<MDA	7.53	-2.36	1.92	<MDA	12.28	2.00	-0.246	-0.88	5/11/95 8:56
7	-0.738	1.50	<MDA	7.53	-3.71	1.37	<MDA	12.28	2.00	-0.246	-1.38	5/11/95 8:58
8	0.760	1.50	<MDA	7.53	-5.06	1.37	<MDA	12.28	2.00	0.254	-1.88	5/11/95 9:01
9	-0.738	1.50	<MDA	7.53	-2.36	1.92	<MDA	12.28	2.00	-0.246	-0.88	5/11/95 9:03
10	-0.738	1.50	<MDA	7.53	0.34	2.71	<MDA	12.28	2.00	-0.246	0.13	5/11/95 9:05
11	0.760	1.50	<MDA	7.53	1.69	3.03	<MDA	12.28	2.00	0.254	0.63	5/11/95 9:07
12	-0.738	1.50	<MDA	7.53	3.04	3.31	<MDA	12.28	2.00	-0.246	1.13	5/11/95 9:09
13	-0.738	1.50	<MDA	7.53	1.69	3.03	<MDA	12.28	2.00	-0.246	0.63	5/11/95 9:12
14	-0.738	1.50	<MDA	7.53	4.39	3.58	<AL	12.28	2.00	-0.246	1.63	5/11/95 9:14
15	-0.738	1.50	<MDA	7.53	0.34	2.71	<MDA	12.28	2.00	-0.246	0.13	5/11/95 9:16
16	-0.738	1.50	<MDA	7.53	-1.01	2.35	<MDA	12.28	2.00	-0.246	-0.38	5/11/95 9:18
17	-0.738	1.50	<MDA	7.53	0.34	2.71	<MDA	12.28	2.00	-0.246	0.13	5/11/95 9:20
18	0.760	1.50	<MDA	7.53	1.69	3.03	<MDA	12.28	2.00	0.254	0.63	5/11/95 9:23
19	0.760	1.50	<MDA	7.53	0.34	2.71	<MDA	12.28	2.00	0.254	0.13	5/11/95 9:25
20	-0.738	1.50	<MDA	7.53	-2.36	1.92	<MDA	12.28	2.00	-0.246	-0.88	5/11/95 9:27
21	0.760	1.50	<MDA	7.53	-1.01	2.35	<MDA	12.28	2.00	0.254	-0.38	5/11/95 9:29
22	-0.738	1.50	<MDA	7.53	0.34	2.71	<MDA	12.28	2.00	-0.246	0.13	5/11/95 9:31
23	2.258	2.12	<AL	7.53	-2.36	1.92	<MDA	12.28	2.00	0.754	-0.88	5/11/95 9:33
24	-0.738	1.50	<MDA	7.53	-2.36	1.92	<MDA	12.28	2.00	-0.246	-0.88	5/11/95 9:36
25	-0.738	1.50	<MDA	7.53	-1.01	2.35	<MDA	12.28	2.00	-0.246	-0.38	5/11/95 9:38
26	-0.738	1.50	<MDA	7.53	-1.01	2.35	<MDA	12.28	2.00	-0.246	-0.38	5/11/95 9:40
27	-0.738	1.50	<MDA	7.53	-3.71	1.37	<MDA	12.28	2.00	-0.246	-1.38	5/11/95 9:42
28	0.760	1.50	<MDA	7.53	-5.06	1.37	<MDA	12.28	2.00	0.254	-1.88	5/11/95 9:45
29	-0.738	1.50	<MDA	7.53	0.34	2.71	<MDA	12.28	2.00	-0.246	0.13	5/11/95 9:47

LB5100-W Low Background Counting System – Smear Analysis

Date: 5/11/95
 Counting Unit id: 1
 Data file name: C:\LBXL\UNIT1\B01-227.XLD
 Batch Ended: 5/11/95 9:49
 Crosstalk Correction: Not Applied

Alpha activity action level (DPM): 20.00
 Beta activity action level (DPM): 200.00
 Certainty level for MDA and flags: 95.00%
 High Voltage Setting: 1410

Application Revision: 3
 Application Version: Standard

Batch ID: 36914

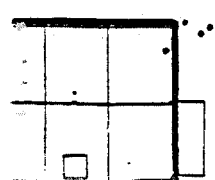
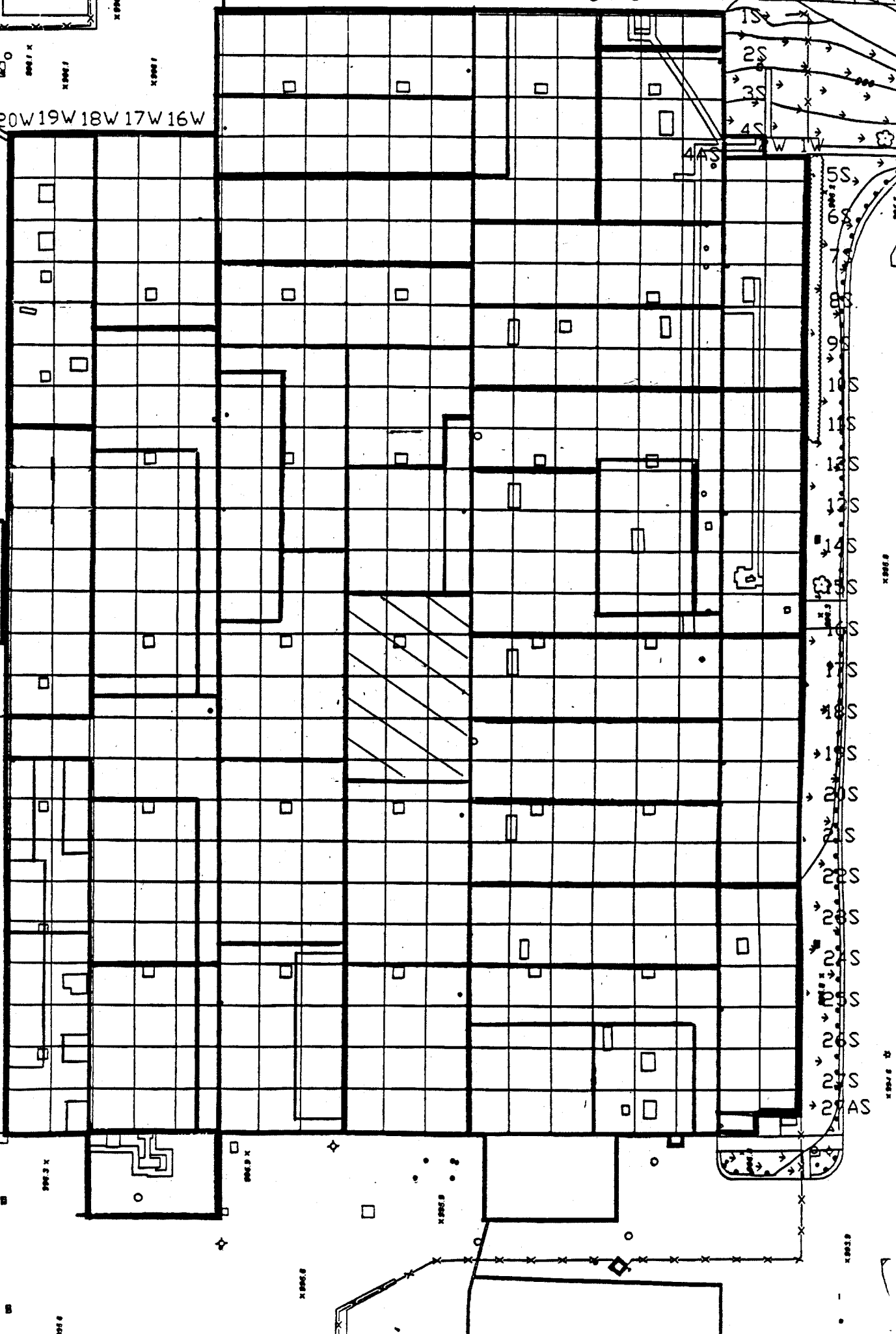
Carrier	Alpha Activity				Beta Activity				Count time (min)	Alpha CPM	Beta CPM	Completion Date - Time
	DPM	σ	flags	MDA	DPM	σ	flags	MDA				
30	-0.738	1.50	<MDA	7.53	-2.36	1.92	<MDA	12.28	2.00	-0.246	-0.88	5/11/95 9:49

Alpha efficiency log file: th230ab Alpha Efficiency: 33.37% Alpha to Beta Crosstalk: 24.79% Alpha Background (CPM): 0.246428571 Alpha Correction Factor: 1.000
Beta efficiency log file: tc99ab Beta Efficiency: 37.06% Beta into Alpha Crosstalk: 0.03% Beta Background (CPM): 1.875 Beta Correction Factor: 1.000

15W 14W 13W 12W 11W 10W 9W 8W 7W 6W 5W 4W 3W

20W 19W 18W 17W 16W

UNIT: 1-23-1
SN: 01227
DATE: 2-16-95
BY: CV/VT



Blairsville Point survey Form #003

Survey Serial #:	01-228
Survey Section:	1
Survey Unit:	22
Survey Sub-unit:	1

Alpha Survey Instruments				
Inst. S/N	Inst. Code	Eff. %	Corr. Fac.	Bkg. CPM
1510	6	21.4	4.67	1


Beta Survey Instruments				
Inst. S/N	Inst. Code	Eff. %	Corr. Fac.	Bkg. CPM
1593	11	35.4	2.82	207

Gamma or Beta/Gamma Instruments			
Inst. S/N	Inst. Code	Bkg.	Detection Type

Classification:	4
Survey Type:	LOWER

Alpha Counting Instruments				
Inst. S/N	Inst. Code	Eff. %	Corr. Fac.	Bkg. CPM
13295	2	33.37	3.00	0.25

Beta Counting Instruments				
Inst. S/N	Inst. Code	Eff. %	Corr. Fac.	Bkg. CPM
13295	3	37.06	2.70	1.88

Surveyor:	V. TAYLOR/C. VERGARI
Signature:	

Surface Description	Coordinates		Gamma at 1m uR/hr	Gamma Inst. Code	Beta/Gamma Contact mR/hr	Beta/Gamma Code	Contact Gross 1 min. Count Alpha	Alpha Inst. Code	Contact Gross 1 min. Count Beta	Beta Inst. Code	Scan Contact Gross CPM		Removable DPM/100 cm2 Alpha	Alpha Count Code	Removable DPM/100 cm2 Beta	Beta Count Code	Comments
	X	Y									Max Beta	Avg Beta					
	PAINTED BLOCK	2									1	N/A					
PAINTED BLOCK	3	0.5	N/A	N/A	N/A	N/A	3	6	216	11	252	190	0.76	2	5.73	3	EAST WALL
PAINTED BLOCK	5	1.5	N/A	N/A	N/A	N/A	0	6	196	11	260	200	0.76	2	-2.36	3	EAST WALL
PAINTED BLOCK	7	1	N/A	N/A	N/A	N/A	1	6	183	11	211	160	0.76	2	0.34	3	EAST WALL
PAINTED BLOCK	9	0.5	N/A	N/A	N/A	N/A	2	6	199	11	254	200	-0.74	2	-3.71	3	EAST WALL
PAINTED BLOCK	10	1.5	N/A	N/A	N/A	N/A	2	6	195	11	234	170	0.76	2	-5.06	3	EAST WALL
PAINTED BLOCK	11	1	N/A	N/A	N/A	N/A	3	6	210	11	244	170	-0.74	2	-1.01	3	EAST WALL
PAINTED BLOCK	12	0.5	N/A	N/A	N/A	N/A	1	6	226	11	244	190	-0.74	2	-2.36	3	EAST WALL
PAINTED BLOCK	13	1.5	N/A	N/A	N/A	N/A	2	6	217	11	344	210	-0.74	2	0.34	3	EAST WALL
PAINTED BLOCK	15	1.5	N/A	N/A	N/A	N/A	0	6	167	11	277	150	-0.74	2	-1.01	3	EAST WALL
PAINTED BLOCK	20	1.5	N/A	N/A	N/A	N/A	1	6	143	11	250	160	-0.74	2	-3.71	3	EAST WALL
PAINTED BLOCK	22	0.5	N/A	N/A	N/A	N/A	1	6	187	11	249	160	-0.74	2	3.04	3	EAST WALL
PAINTED BLOCK	26	1	N/A	N/A	N/A	N/A	1	6	197	11	246	170	-0.74	2	-1.01	3	EAST WALL
PAINTED BLOCK	19	1	N/A	N/A	N/A	N/A	0	6	199	11	246	180	-0.74	2	1.69	3	EAST WALL
PAINTED BLOCK	21	2	N/A	N/A	N/A	N/A	4	6	194	11	259	170	-0.74	2	4.39	3	EAST WALL
PAINTED BLOCK	21	2	N/A	N/A	N/A	N/A	4	6	194	11	259	170	-0.74	2		3	EAST WALL

LB5100-W Low Background Counting System -- Smear Analysis

Date: 5/11/95
 Counting Unit id: 1
 Data file name: C:\LBXL\UNIT1\B01-228.XLD
 Batch Ended: 5/11/95 11:41
 Crosstalk Correction: Not Applied

Alpha activity action level (DPM): 20.00
 Beta activity action level (DPM): 200.00
 Certainty level for MDA and flags: 95.00%
 High Voltage Setting: 1410

Application Revision: 3
 Application Version: Standard

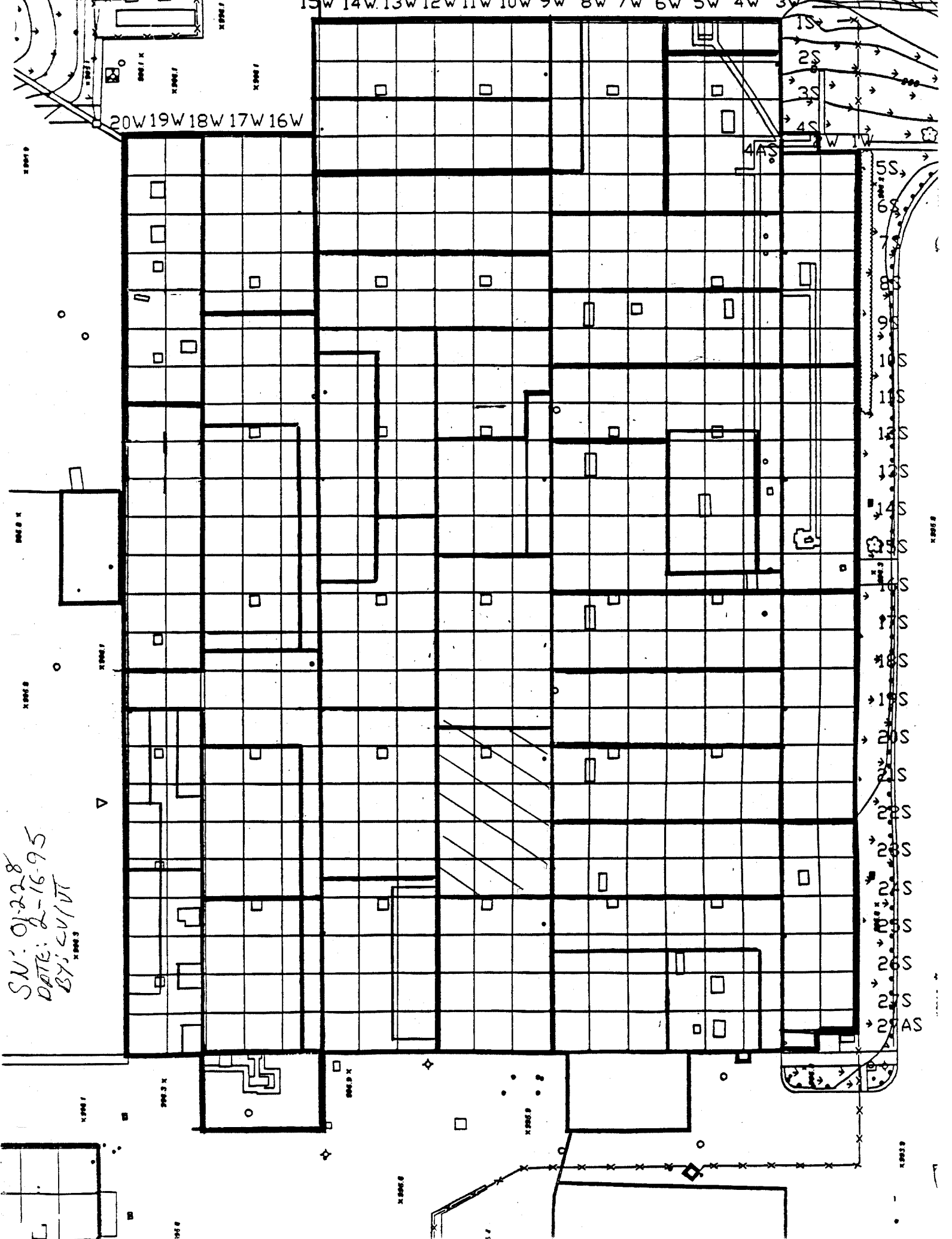
Batch ID: 36913

Alpha efficiency log file: th230ab Alpha Efficiency: 33.37% Alpha to Beta Crosstalk: 24.79% Alpha Background (CPM): 0.246428571 Alpha Correction Factor: 1.000			
Beta efficiency log file: tc99ab Beta Efficiency: 37.06% Beta into Alpha Crosstalk: 0.03% Beta Background (CPM): 1.875 Beta Correction Factor: 1.000			
Count time (min)	Alpha CPM	Beta CPM	Completion Date - Time
2.00	-0.246	0.13	5/11/95 11:10
2.00	0.254	2.13	5/11/95 11:13
2.00	0.254	-0.88	5/11/95 11:15
2.00	0.254	0.13	5/11/95 11:17
2.00	-0.246	-1.38	5/11/95 11:19
2.00	0.254	-1.88	5/11/95 11:21
2.00	-0.246	-0.38	5/11/95 11:24
2.00	-0.246	-0.88	5/11/95 11:26
2.00	-0.246	0.13	5/11/95 11:28
2.00	-0.246	-0.38	5/11/95 11:30
2.00	-0.246	-1.38	5/11/95 11:32
2.00	-0.246	1.13	5/11/95 11:34
2.00	-0.246	-0.38	5/11/95 11:37
2.00	-0.246	0.63	5/11/95 11:39
2.00	-0.246	1.63	5/11/95 11:41

Carrier	Alpha Activity				Beta Activity			
	DPM	σ	flags	MDA	DPM	σ	flags	MDA
67	-0.738	1.50	<MDA	7.53	0.34	2.71	<MDA	12.28
68	0.760	1.50	<MDA	7.53	5.73	3.83	<AL	12.28
69	0.760	1.50	<MDA	7.53	-2.36	1.92	<MDA	12.28
70	0.760	1.50	<MDA	7.53	0.34	2.71	<MDA	12.28
71	-0.738	1.50	<MDA	7.53	-3.71	1.37	<MDA	12.28
72	0.760	1.50	<MDA	7.53	-5.06	1.37	<MDA	12.28
73	-0.738	1.50	<MDA	7.53	-1.01	2.35	<MDA	12.28
74	-0.738	1.50	<MDA	7.53	-2.36	1.92	<MDA	12.28
75	-0.738	1.50	<MDA	7.53	0.34	2.71	<MDA	12.28
76	-0.738	1.50	<MDA	7.53	-1.01	2.35	<MDA	12.28
77	-0.738	1.50	<MDA	7.53	-3.71	1.37	<MDA	12.28
78	-0.738	1.50	<MDA	7.53	3.04	3.31	<MDA	12.28
79	-0.738	1.50	<MDA	7.53	-1.01	2.35	<MDA	12.28
80	-0.738	1.50	<MDA	7.53	1.69	3.03	<MDA	12.28
81	-0.738	1.50	<MDA	7.53	4.39	3.58	<AL	12.28

15W 14W 13W 12W 11W 10W 9W 8W 7W 6W 5W 4W 3W

20W 19W 18W 17W 16W



SN: 01-22-8
 DATE: 2-16-95
 BY: CV/JT

1S
 2S
 3S
 4S
 5S
 6S
 7S
 8S
 9S
 10S
 11S
 12S
 13S
 14S
 15S
 16S
 17S
 18S
 19S
 20S
 21S
 22S
 23S
 24S
 25S
 26S
 27S
 28S
 29S
 29AS

10001
 10002
 10003
 10004
 10005
 10006
 10007
 10008
 10009
 10010
 10011
 10012
 10013
 10014
 10015
 10016
 10017
 10018
 10019
 10020
 10021
 10022
 10023
 10024
 10025
 10026
 10027
 10028
 10029
 10030
 10031
 10032
 10033
 10034
 10035
 10036
 10037
 10038
 10039
 10040
 10041
 10042
 10043
 10044
 10045
 10046
 10047
 10048
 10049
 10050

Blairsville Point Survey Form #003

Survey Serial #:	01-229
Survey Section:	1
Survey Unit:	21
Survey Sub-unit:	1

Alpha Survey Instruments				
Inst. S/N	Inst. Code	Eff. %	Corr. Fac.	Bkg. CPM
1510	6	21.4	4.67	2


Beta Survey Instruments				
Inst. S/N	Inst. Code	Eff. %	Corr. Fac.	Bkg. CPM
1593	11	35.4	2.82	184

Gamma or Beta/Gamma Instruments			
Inst. S/N	Inst. Code	Bkg.	Detection Type

Classification:	4
Survey Type:	LOWER

Alpha Counting Instruments				
Inst. S/N	Inst. Code	Eff. %	Corr. Fac.	Bkg. CPM
13295	2	33.37	3.00	0.25

Beta Counting Instruments				
Inst. S/N	Inst. Code	Eff. %	Corr. Fac.	Bkg. CPM
13295	3	37.06	2.70	1.88

Surveyor:	V. TAYLOR / C. VERGARI
Signature:	

Surface Description	Coordinates		Gamma at 1m uR/hr	Gamma Inst. Code	Beta/Gamma Contact mR/hr	Beta/Gamma Code	Contact Gross 1 min. Count Alpha	Alpha Inst. Code	Contact Gross 1 min. Count Beta	Beta Inst. Code	Scan Contact Gross CPM		Removable DPM/100 cm2 Alpha	Alpha Count Code	Removable DPM/100 cm2 Beta	Beta Count Code	Comments
	X	Y									Max Beta	Avg Beta					
	PAINTED BLOCK	1									0.5	N/A					
PAINTED BLOCK	2	2	N/A	N/A	N/A	N/A	3	6	191	11	245	170	-0.74	2	1.69	3	EAST WALL
PAINTED BLOCK	4	2	N/A	N/A	N/A	N/A	0	6	188	11	294	190	0.76	2	-2.36	3	EAST WALL
PAINTED BLOCK	5.5	1	N/A	N/A	N/A	N/A	2	6	184	11	215	180	0.76	2	1.69	3	EAST WALL
PAINTED BLOCK	7.5	2	N/A	N/A	N/A	N/A	1	6	185	11	228	160	0.76	2	-1.01	3	EAST WALL
PAINTED BLOCK	9.5	1.5	N/A	N/A	N/A	N/A	0	6	201	11	315	220	0.76	2	3.04	3	EAST WALL
PAINTED BLOCK	11.5	0.5	N/A	N/A	N/A	N/A	2	6	202	11	275	180	2.26	2	0.34	3	EAST WALL
PAINTED BLOCK	13	1.5	N/A	N/A	N/A	N/A	3	6	221	11	283	190	-0.74	2	0.34	3	EAST WALL
PAINTED BLOCK	16	0.5	N/A	N/A	N/A	N/A	2	6	199	11	300	200	-0.74	2	0.34	3	EAST WALL
PAINTED BLOCK	17	1	N/A	N/A	N/A	N/A	4	6	221	11	274	210	-0.74	2	0.34	3	EAST WALL
PAINTED BLOCK	3	1	N/A	N/A	N/A	N/A	2	6	203	11	270	200	-0.74	2	-3.71	3	SOUTH WALL
PAINTED BLOCK	5	1.5	N/A	N/A	N/A	N/A	2	6	168	11	373	190	0.76	2	-2.36	3	SOUTH WALL
PAINTED BLOCK	7	2	N/A	N/A	N/A	N/A	0	6	201	11	275	210	0.76	2	-2.36	3	SOUTH WALL
PAINTED BLOCK	11	1	N/A	N/A	N/A	N/A	3	6	207	11	259	160	-0.74	2	0.34	3	SOUTH WALL
PAINTED BLOCK	16	0.5	N/A	N/A	N/A	N/A	3	6	180	11	245	200	2.26	2	-1.01	3	SOUTH WALL

LB5100-W Low Background Counting System – Smear Analysis

Date: 5/17/95
 Counting Unit id: 1
 Data file name: C:\LBX\UNIT1\B01-229.XLD
 Batch Ended: 5/11/95 12:14
 Crosstalk Correction: Not Applied

Alpha activity action level (DPM): 20.00
 Beta activity action level (DPM): 200.00
 Certainty level for MDA and flags: 95.00%
 High Voltage Setting: 1410

Application Revision: 3
 Application Version: Standard

Batch ID: 36912

Alpha efficiency log file: th230ab Alpha Efficiency: 33.37% Alpha to Beta Crosstalk: 24.79% Alpha Background (CPM): 0.246428571 Alpha Correction Factor: 1.000
Beta efficiency log file: tc99ab Beta Efficiency: 37.06% Beta into Alpha Crosstalk: 0.03% Beta Background (CPM): 1.875 Beta Correction Factor: 1.000

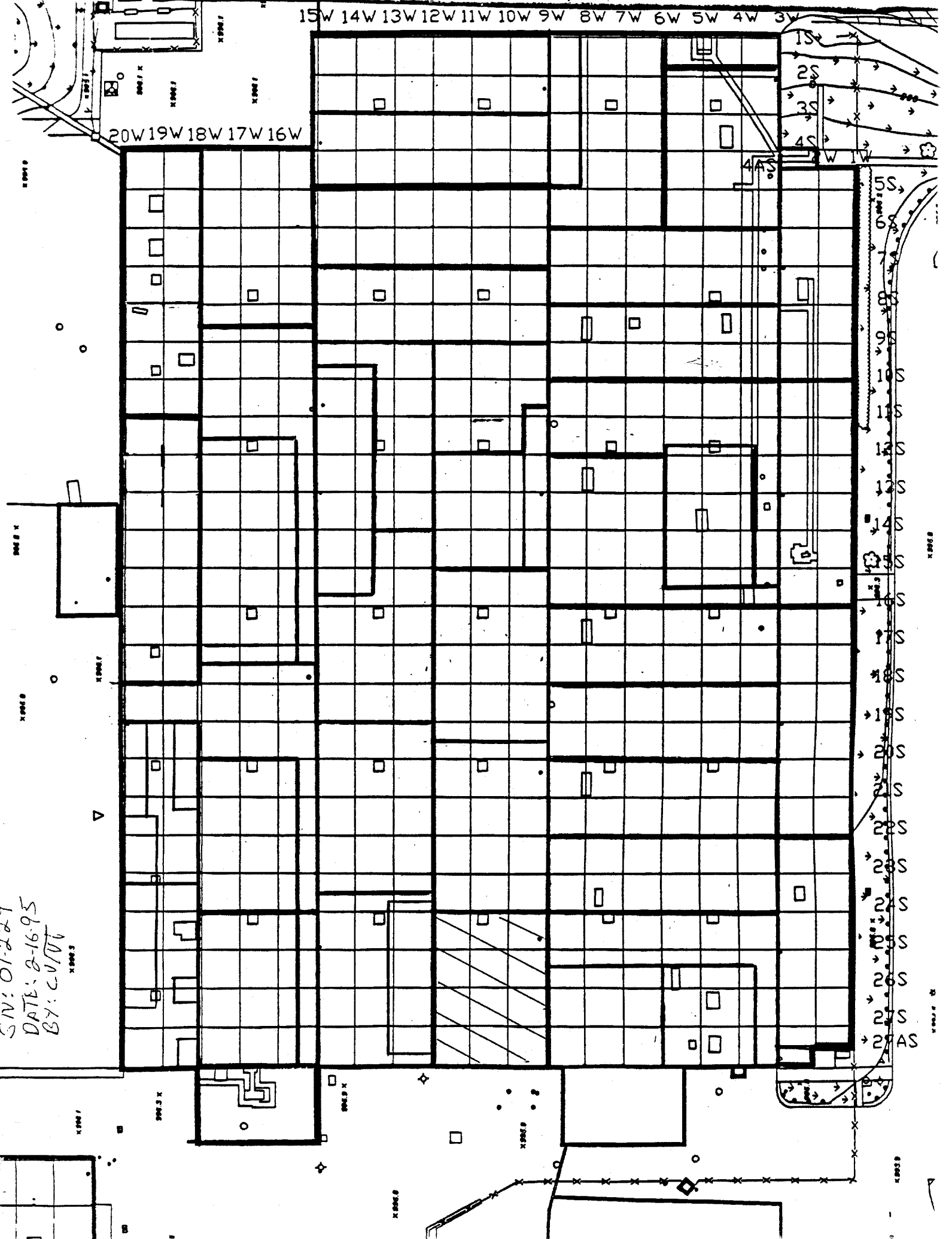
Carrier	Alpha Activity				Beta Activity				Count time (min)	Alpha CPM	Beta CPM	Completion Date - Time
	DPM	σ	flags	MDA	DPM	σ	flags	MDA				
82	-0.738	1.50	<MDA	7.53	-3.71	1.37	<MDA	12.28	2.00	-0.246	-1.38	5/11/95 11:43
83	-0.738	1.50	<MDA	7.53	1.69	3.03	<MDA	12.28	2.00	-0.246	0.63	5/11/95 11:46
84	0.760	1.50	<MDA	7.53	-2.36	1.92	<MDA	12.28	2.00	0.254	-0.88	5/11/95 11:48
85	0.760	1.50	<MDA	7.53	1.69	3.03	<MDA	12.28	2.00	0.254	0.63	5/11/95 11:50
86	0.760	1.50	<MDA	7.53	-1.01	2.35	<MDA	12.28	2.00	0.254	-0.38	5/11/95 11:52
87	0.760	1.50	<MDA	7.53	3.04	3.31	<MDA	12.28	2.00	0.254	1.13	5/11/95 11:54
88	2.258	2.12	<AL	7.53	0.34	2.71	<MDA	12.28	2.00	0.754	0.13	5/11/95 11:56
89	-0.738	1.50	<MDA	7.53	0.34	2.71	<MDA	12.28	2.00	-0.246	0.13	5/11/95 11:59
90	-0.738	1.50	<MDA	7.53	0.34	2.71	<MDA	12.28	2.00	-0.246	0.13	5/11/95 12:01
91	-0.738	1.50	<MDA	7.53	0.34	2.71	<MDA	12.28	2.00	-0.246	0.13	5/11/95 12:03
92	-0.738	1.50	<MDA	7.53	-3.71	1.37	<MDA	12.28	2.00	-0.246	-1.38	5/11/95 12:05
93	0.760	1.50	<MDA	7.53	-2.36	1.92	<MDA	12.28	2.00	0.254	-0.88	5/11/95 12:07
94	0.760	1.50	<MDA	7.53	-2.36	1.92	<MDA	12.28	2.00	0.254	-0.88	5/11/95 12:10
95	-0.738	1.50	<MDA	7.53	0.34	2.71	<MDA	12.28	2.00	-0.246	0.13	5/11/95 12:12
96	2.258	2.12	<AL	7.53	-1.01	2.35	<MDA	12.28	2.00	0.754	-0.38	5/11/95 12:14

15W 14W 13W 12W 11W 10W 9W 8W 7W 6W 5W 4W 3W

20W 19W 18W 17W 16W

1S
2S
3S
4S
5S
6S
7S
8S
9S
10S
11S
12S
13S
14S
15S
16S
17S
18S
19S
20S
21S
22S
23S
24S
25S
26S
27S
28S
29AS

SN: 01-229
DATE: 8-16-95
BY: CV/TJ



Blairsville Point Survey Form #003

Survey Serial #:	01-230
Survey Section:	1
Survey Unit:	27
Survey Sub-unit:	1

Classification:	4
Survey Type:	LOWER

Survey Date:	2/20/95
Count Date:	5/11/95


Alpha Survey Instruments				
Inst. S/N	Inst. Code	Eff. %	Corr. Fac.	Bkg. CPM
1510	6	21.4	4.67	2

Alpha Counting Instruments				
Inst. S/N	Inst. Code	Eff. %	Corr. Fac.	Bkg. CPM
13295	2	33.37	3.00	0.25

Beta Survey Instruments				
Inst. S/N	Inst. Code	Eff. %	Corr. Fac.	Bkg. CPM
1593	11	35.4	2.82	241

Beta Counting Instruments				
Inst. S/N	Inst. Code	Eff. %	Corr. Fac.	Bkg. CPM
13295	3	37.06	2.70	1.88

Gamma or Beta/Gamma Instruments			
Inst. S/N	Inst. Code	Bkg.	Detection Type

Surveyor:	V. TAYLOR / C. VERGARI
Signature:	

Surface Description	Coordinates		Gamma at 1m uR/hr	Gamma Inst. Code	Beta/Gamma Contact mR/hr	Beta/Gamma Code	Contact Gross 1 min. Count Alpha	Alpha Inst. Code	Contact Gross 1 min. Count Beta	Beta Inst. Code	Scan Contact Gross CPM		Removable DPM/100 cm2 Alpha	Alpha Count	Removable DPM/100 cm2 Beta	Beta Count	Comments
	X	Y									Max Beta	Avg Beta					
PAINTED BLOCK	1	0.5	N/A	N/A	N/A	N/A	0	6	221	11	404	200	-0.74	2	0.34	3	NORTH WALL
PAINTED BLOCK	3	1	N/A	N/A	N/A	N/A	2	6	237	11	326	250	-0.74	2	0.34	3	NORTH WALL
PAINTED BLOCK	4	1.5	N/A	N/A	N/A	N/A	3	6	229	11	314	230	-0.74	2	-3.71	3	NORTH WALL
PAINTED BLOCK	6	0.5	N/A	N/A	N/A	N/A	2	6	245	11	364	230	-0.74	2	-3.71	3	NORTH WALL
PAINTED BLOCK	7	1	N/A	N/A	N/A	N/A	1	6	227	11	326	210	-0.74	2	0.34	3	NORTH WALL
PAINTED BLOCK	8.5	1.5	N/A	N/A	N/A	N/A	4	6	221	11	303	230	-0.74	2	-2.36	3	NORTH WALL
PAINTED BLOCK	1	0.5	N/A	N/A	N/A	N/A	5	6	243	11	289	240	5.25	2	-2.36	3	WEST WALL
PAINTED BLOCK	3	0.5	N/A	N/A	N/A	N/A	1	6	225	11	272	220	-0.74	2	-2.36	3	WEST WALL
PAINTED BLOCK	4	0.5	N/A	N/A	N/A	N/A	4	6	238	11	354	240	-0.74	2	-1.01	3	WEST WALL
PAINTED BLOCK	5	1	N/A	N/A	N/A	N/A	2	6	229	11	351	230	-0.74	2	0.34	3	WEST WALL
PAINTED BLOCK	6	0.5	N/A	N/A	N/A	N/A	2	6	221	11	391	200	-0.74	2	-5.06	3	WEST WALL
PAINTED BLOCK	7.3	1.5	N/A	N/A	N/A	N/A	2	6	272	11	334	260	-0.74	2	-3.71	3	WEST WALL
PAINTED BLOCK	9	0.5	N/A	N/A	N/A	N/A	1	6	243	11	320	250	-0.74	2	-5.06	3	WEST WALL
PAINTED BLOCK	10	1.5	N/A	N/A	N/A	N/A	4	6	242	11	290	240	-0.74	2	-2.36	3	WEST WALL
PAINTED BLOCK	11	1	N/A	N/A	N/A	N/A	6	6	272	11	333	250	-0.74	2	-2.36	3	WEST WALL
PAINTED BLOCK	13	0.5	N/A	N/A	N/A	N/A	2	6	270	11	294	230	0.76	2	-2.36	3	WEST WALL
PAINTED BLOCK	14	1	N/A	N/A	N/A	N/A	1	6	228	11	348	240	0.76	2	-5.06	3	WEST WALL

LB5100-W Low Background Counting System -- Smear Analysis

Date: 5/17/95
 Counting Unit id: 1
 Data file name: C:\LBXL\UNIT1\B01-230.XLD
 Batch Ended: 5/11/95 12:54
 Crosstalk Correction: Not Applied

Alpha activity action level (DPM): 20.00
 Beta activity action level (DPM): 200.00
 Certainty level for MDA and flags: 95.00%
 High Voltage Setting: 1410

Application Revision: 3
 Application Version: Standard

Alpha efficiency log file: th230ab Alpha Efficiency: 33.37% Alpha to Beta Crosstalk: 24.79% Alpha Background (CPM): 0.246428571 Alpha Correction Factor: 1.000
Beta efficiency log file: tc99ab Beta Efficiency: 37.06% Beta into Alpha Crosstalk: 0.03% Beta Background (CPM): 1.875 Beta Correction Factor: 1.000

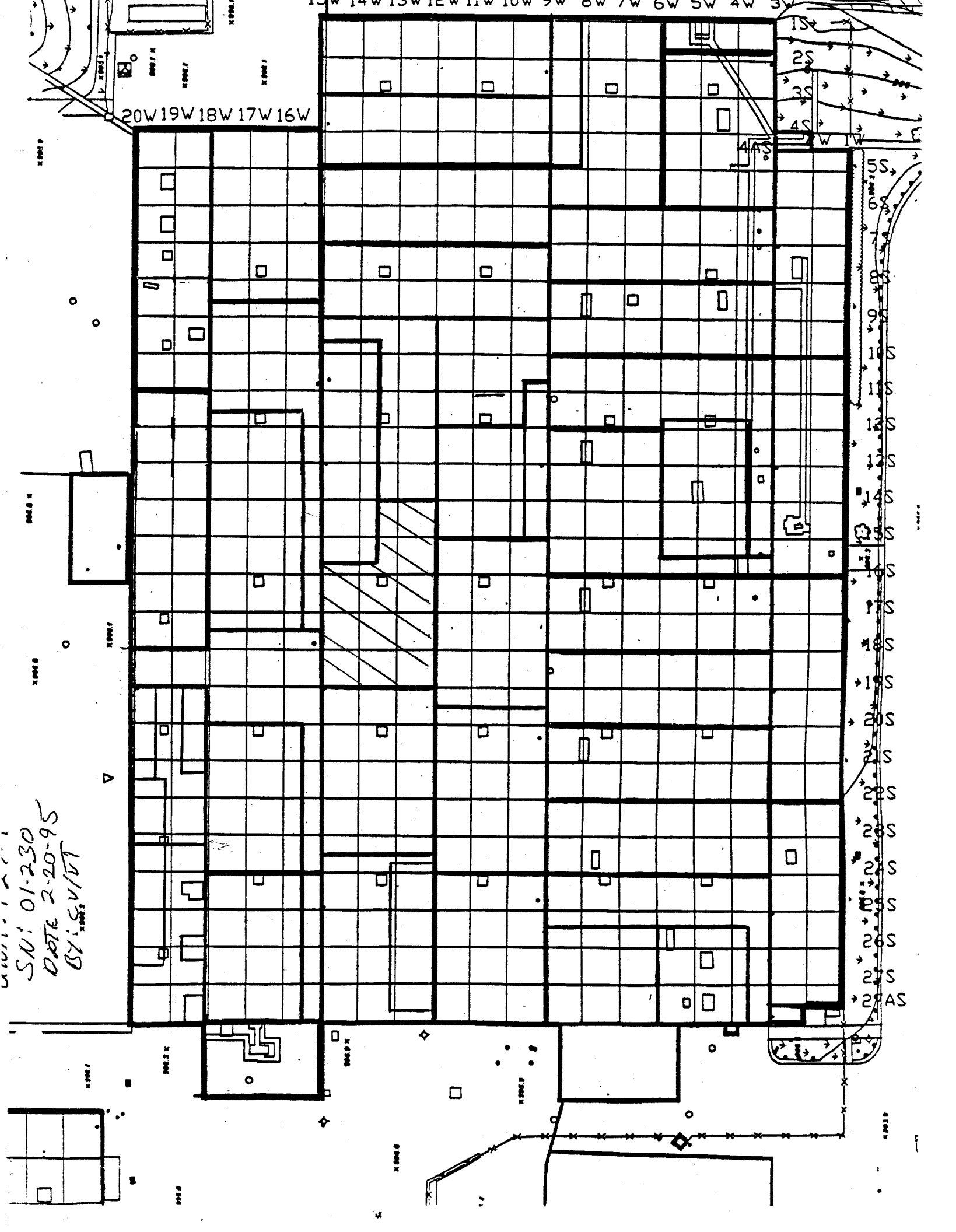
Batch ID: 36918 *1-27-1 YB 5-17-95*

Carrier	Alpha Activity				Beta Activity				Count time (min)	Alpha CPM	Beta CPM	Completion Date - Time
	DPM	σ	flags	MDA	DPM	σ	flags	MDA				
97	-0.738	1.50	<MDA	7.53	0.34	2.71	<MDA	12.28	2.00	-0.246	0.13	5/11/95 12:16
98	-0.738	1.50	<MDA	7.53	0.34	2.71	<MDA	12.28	2.00	-0.246	0.13	5/11/95 12:19
99	-0.738	1.50	<MDA	7.53	-3.71	1.37	<MDA	12.28	2.00	-0.246	-1.38	5/11/95 12:21
100	-0.738	1.50	<MDA	7.53	-3.71	1.37	<MDA	12.28	2.00	-0.246	-1.38	5/11/95 12:23
1	-0.738	1.50	<MDA	7.53	0.34	2.71	<MDA	12.28	2.00	-0.246	0.13	5/11/95 12:25
2	-0.738	1.50	<MDA	7.53	-2.36	1.92	<MDA	12.28	2.00	-0.246	-0.88	5/11/95 12:27
3	5.254	3.00	<AL	7.53	-2.36	1.92	<MDA	12.28	2.00	1.754	-0.88	5/11/95 12:29
4	-0.738	1.50	<MDA	7.53	-2.36	1.92	<MDA	12.28	2.00	-0.246	-0.88	5/11/95 12:32
5	-0.738	1.50	<MDA	7.53	-1.01	2.35	<MDA	12.28	2.00	-0.246	-0.38	5/11/95 12:34
6	-0.738	1.50	<MDA	7.53	0.34	2.71	<MDA	12.28	2.00	-0.246	0.13	5/11/95 12:36
7	-0.738	1.50	<MDA	7.53	-5.06	1.37	<MDA	12.28	2.00	-0.246	-1.88	5/11/95 12:38
8	-0.738	1.50	<MDA	7.53	-3.71	1.37	<MDA	12.28	2.00	-0.246	-1.38	5/11/95 12:41
9	-0.738	1.50	<MDA	7.53	-5.06	1.37	<MDA	12.28	2.00	-0.246	-1.88	5/11/95 12:43
10	-0.738	1.50	<MDA	7.53	-2.36	1.92	<MDA	12.28	2.00	-0.246	-0.88	5/11/95 12:45
11	-0.738	1.50	<MDA	7.53	-2.36	1.92	<MDA	12.28	2.00	-0.246	-0.88	5/11/95 12:47
12	0.760	1.50	<MDA	7.53	-2.36	1.92	<MDA	12.28	2.00	0.254	-0.88	5/11/95 12:49
13	0.760	1.50	<MDA	7.53	-5.06	1.37	<MDA	12.28	2.00	0.254	-1.88	5/11/95 12:51
14	-0.738	1.50	<MDA	7.53	-2.36	1.92	<MDA	12.28	2.00	-0.246	-0.88	5/11/95 12:54

20W 19W 18W 17W 16W

1S
2S
3S
4S
5S
6S
7S
8S
9S
10S
11S
12S
13S
14S
15S
16S
17S
18S
19S
20S
21S
22S
23S
24S
25S
26S
27S
28S

SN: 01-230
DATE 2-20-95
BY: C.V./UT



Blairsville Point Survey Form #003

Survey Serial #:	01-231
Survey Section:	1
Survey Unit:	29
Survey Sub-unit:	1

Classification:	4
Survey Type:	LOWER

Survey Date:	2/20/95
Count Date:	5/11/95

Alpha Survey Instruments				
Inst. S/N	Inst. Code	Eff. %	Corr. Fac.	Bkg. CPM
1510	6	21.4	4.67	2

Alpha Counting Instruments				
Inst. S/N	Inst. Code	Eff. %	Corr. Fac.	Bkg. CPM
13295	2	33.37	3.00	0.25

Beta Survey Instruments				
Inst. S/N	Inst. Code	Eff. %	Corr. Fac.	Bkg. CPM
1593	11	35.4	2.82	241

Beta Counting Instruments				
Inst. S/N	Inst. Code	Eff. %	Corr. Fac.	Bkg. CPM
13295	3	37.06	2.70	1.88

Gamma or Beta/Gamma Instruments			
Inst. S/N	Inst. Code	Bkg.	Detection Type

Surveyor:	V. TAYLOR/ C. VERGARI
Signature:	<i>V. Taylor / C. Vergari</i>

Surface Description	Coordinates		Gamma at 1m uR/hr	Gamma Inst. Code	Beta/Gamma Contact mR/hr	Beta/Gamma Code	Contact Gross 1 min. Count Alpha	Alpha Inst. Code	Contact Gross 1 min. Count Beta	Beta Inst. Code	Scan Contact Gross CPM		Removable DPM/100 cm2 Alpha	Alpha Count Code	Removable DPM/100 cm2 Beta	Beta Count Code	Comments
	X	Y									Max Beta	Avg Beta					
PAINTED BLOCK	0.5	0.5	N/A	N/A	N/A	N/A	1	6	255	11	300	240	-0.74	2	-3.71	3	WEST WALL
PAINTED BLOCK	2.5	1	N/A	N/A	N/A	N/A	3	6	254	11	279	240	-0.74	2	0.34	3	WEST WALL
PAINTED BLOCK	4	1.5	N/A	N/A	N/A	N/A	5	6	229	11	334	220	0.76	2	-3.71	3	WEST WALL
PAINTED BLOCK	6	0.5	N/A	N/A	N/A	N/A	0	6	243	11	300	210	-0.74	2	-3.71	3	WEST WALL
PAINTED BLOCK	9	1	N/A	N/A	N/A	N/A	3	6	222	11	340	240	-0.74	2	-3.71	3	WEST WALL
PAINTED BLOCK	11	1.5	N/A	N/A	N/A	N/A	1	6	205	11	332	220	-0.74	2	-3.71	3	WEST WALL
PAINTED BLOCK	13	0.5	N/A	N/A	N/A	N/A	0	6	221	11	326	230	0.76	2	1.69	3	WEST WALL
PAINTED BLOCK	15	1	N/A	N/A	N/A	N/A	2	6	288	11	301	220	0.76	2	-2.36	3	WEST WALL
PAINTED BLOCK	17	1.5	N/A	N/A	N/A	N/A	2	6	251	11	256	220	-0.74	2	-5.06	3	WEST WALL
PAINTED BLOCK	19	0.5	N/A	N/A	N/A	N/A	2	6	226	11	365	240	-0.74	2	-3.71	3	WEST WALL
PAINTED BLOCK	1	1	N/A	N/A	N/A	N/A	3	6	225	11	298	230	-0.74	2	-2.36	3	SOUTH WALL
PAINTED BLOCK	3	1.5	N/A	N/A	N/A	N/A	1	6	242	11	414	240	-0.74	2	1.69	3	SOUTH WALL
PAINTED BLOCK	6	0.5	N/A	N/A	N/A	N/A	2	6	273	11	317	220	0.76	2	0.34	3	SOUTH WALL
PAINTED BLOCK	7	1.5	N/A	N/A	N/A	N/A	1	6	219	11	284	230	0.76	2	-5.06	3	SOUTH WALL
PAINTED BLOCK	8	1	N/A	N/A	N/A	N/A	4	6	267	11	331	240	-0.74	2	5.73	3	SOUTH WALL

LB5100-W Low Background Counting System – Smear Analysis

Date: 5/17/95
 Counting Unit id: 1
 Data file name: C:\LBXL\UNIT1\B01-231.XLD
 Batch Ended: 5/11/95 13:27
 Crosstalk Correction: Not Applied

Alpha activity action level (DPM): 20.00
 Beta activity action level (DPM): 200.00
 Certainty level for MDA and flags: 95.00%
 High Voltage Setting: 1410

Application Revision: 3
 Application Version: Standard

Alpha efficiency log file: th230ab Alpha Efficiency: 33.37% Alpha to Beta Crosstalk: 24.79% Alpha Background (CPM): 0.246428571 Alpha Correction Factor: 1.000
Beta efficiency log file: tc99ab Beta Efficiency: 37.06% Beta into Alpha Crosstalk: 0.03% Beta Background (CPM): 1.875 Beta Correction Factor: 1.000

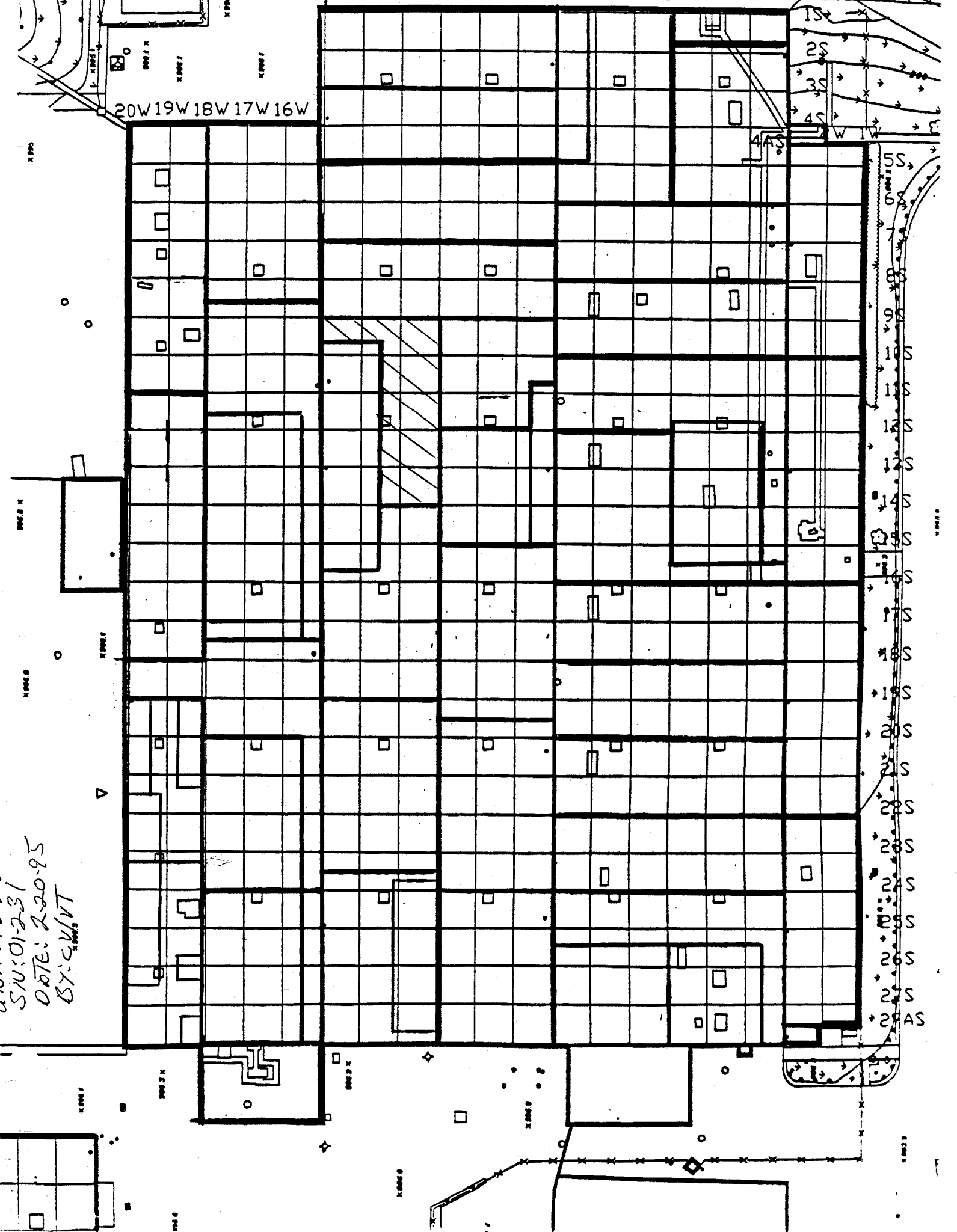
Batch ID: ~~36920~~ 1-29-1 ^{YSB} 5-17-95

Carrier	Alpha Activity				Beta Activity				Count time (min)	Alpha CPM	Beta CPM	Completion Date - Time
	DPM	σ	flags	MDA	DPM	σ	flags	MDA				
15	-0.738	1.50	<MDA	7.53	-3.71	1.37	<MDA	12.28	2.00	-0.246	-1.38	5/11/95 12:56
16	-0.738	1.50	<MDA	7.53	0.34	2.71	<MDA	12.28	2.00	-0.246	0.13	5/11/95 12:58
17	0.760	1.50	<MDA	7.53	-3.71	1.37	<MDA	12.28	2.00	0.254	-1.38	5/11/95 13:00
18	-0.738	1.50	<MDA	7.53	-3.71	1.37	<MDA	12.28	2.00	-0.246	-1.38	5/11/95 13:03
19	-0.738	1.50	<MDA	7.53	-3.71	1.37	<MDA	12.28	2.00	-0.246	-1.38	5/11/95 13:05
20	-0.738	1.50	<MDA	7.53	-3.71	1.37	<MDA	12.28	2.00	-0.246	-1.38	5/11/95 13:07
21	0.760	1.50	<MDA	7.53	1.69	3.03	<MDA	12.28	2.00	0.254	0.63	5/11/95 13:09
22	0.760	1.50	<MDA	7.53	-2.36	1.92	<MDA	12.28	2.00	0.254	-0.88	5/11/95 13:11
23	-0.738	1.50	<MDA	7.53	-5.06	1.37	<MDA	12.28	2.00	-0.246	-1.88	5/11/95 13:14
24	-0.738	1.50	<MDA	7.53	-3.71	1.37	<MDA	12.28	2.00	-0.246	-1.38	5/11/95 13:16
25	-0.738	1.50	<MDA	7.53	-2.36	1.92	<MDA	12.28	2.00	-0.246	-0.88	5/11/95 13:18
26	-0.738	1.50	<MDA	7.53	1.69	3.03	<MDA	12.28	2.00	-0.246	0.63	5/11/95 13:20
27	0.760	1.50	<MDA	7.53	0.34	2.71	<MDA	12.28	2.00	0.254	0.13	5/11/95 13:22
28	0.760	1.50	<MDA	7.53	-5.06	1.37	<MDA	12.28	2.00	0.254	-1.88	5/11/95 13:24
29	-0.738	1.50	<MDA	7.53	5.73	3.83	<AL	12.28	2.00	-0.246	2.13	5/11/95 13:27

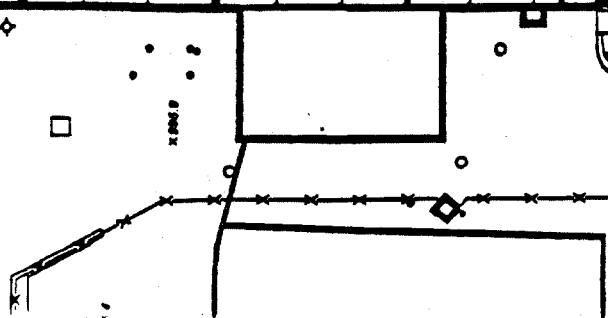
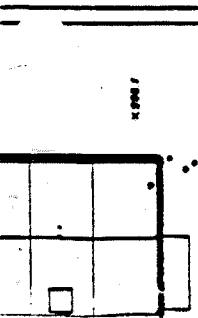
15W 14W 13W 12W 11W 10W 9W 8W 7W 6W 5W 4W 3W

20W 19W 18W 17W 16W

UNITS: 12-11
SU: 01-231
DATE: 2-20-95
BY: C. W. V. T.



1S
2S
3S
4S
5S
6S
7S
8S
9S
10S
11S
12S
13S
14S
15S
16S
17S
18S
19S
20S
21S
22S
23S
24S
25S
26S
27S
28S
29AS



Blairsville Point Survey Form #003

Survey Serial #:	01-232
Survey Section:	1
Survey Unit:	28
Survey Sub-unit:	4

Alpha Survey Instruments				
Inst. S/N	Inst. Code	Eff. %	Corr. Fac.	Bkg. CPM
1510	6	21.4	4.67	5


Beta Survey Instruments				
Inst. S/N	Inst. Code	Eff. %	Corr. Fac.	Bkg. CPM
1593	11	35.4	2.82	224

Gamma or Beta/Gamma Instruments			
Inst. S/N	Inst. Code	Bkg.	Detection Type

Classification:	4
Survey Type:	LOWER

Alpha Counting Instruments				
Inst. S/N	Inst. Code	Eff. %	Corr. Fac.	Bkg. CPM
13295	2	33.37	3.00	0.25

Beta Counting Instruments				
Inst. S/N	Inst. Code	Eff. %	Corr. Fac.	Bkg. CPM
13295	3	37.06	2.70	1.88

Surveyor:	V. TAYLOR/ C. VERGARI
Signature:	

Surface Description	Coordinates		Gamma at 1m uR/hr	Gamma Inst. Code	Beta/Gamma Contact mR/hr	Beta/Gamma Code	Contact Gross 1 min. Count Alpha	Alpha Inst. Code	Contact Gross 1 min. Count Beta	Beta Inst. Code	Scan Contact Gross CPM		Removable DPM/100 cm2 Alpha	Alpha Count Code	Removable DPM/100 cm2 Beta	Beta Count Code	Comments
	X	Y									Max Beta	Avg Beta					
PAINTED BLOCK	2	0.5	N/A	N/A	N/A	N/A	0	6	277	11	372	280	-0.74	2	0.34	3	NORTH WALL #1
PAINTED BLOCK	3	1	N/A	N/A	N/A	N/A	3	6	306	11	411	260	-0.74	2	-1.01	3	NORTH WALL #1
PAINTED BLOCK	0.5	0.5	N/A	N/A	N/A	N/A	2	6	267	11	377	280	0.76	2	-3.71	3	EAST WALL #1
PAINTED BLOCK	2	1.5	N/A	N/A	N/A	N/A	3	6	280	11	364	240	-0.74	2	1.69	3	EAST WALL #1
PAINTED BLOCK	4	1.5	N/A	N/A	N/A	N/A	1	6	278	11	317	260	-0.74	2	3.04	3	EAST WALL #1
PAINTED BLOCK	5.5	1.5	N/A	N/A	N/A	N/A	4	6	247	11	338	220	0.76	2	-3.71	3	EAST WALL #1
PAINTED BLOCK	2	0.5	N/A	N/A	N/A	N/A	4	6	285	11	359	270	-0.74	2	1.69	3	NORTH WALL #2
PAINTED BLOCK	1	1.5	N/A	N/A	N/A	N/A	3	6	264	11	294	250	0.76	2	-2.36	3	EAST WALL #2
PAINTED BLOCK	5.5	1	N/A	N/A	N/A	N/A	1	6	256	11	341	240	0.76	2	-3.71	3	EAST WALL #2
PAINTED BLOCK	13.6	0.5	N/A	N/A	N/A	N/A	1	6	269	11	358	280	0.76	2	-2.36	3	EAST WALL #2
PAINTED BLOCK	16	1.5	N/A	N/A	N/A	N/A	2	6	243	11	290	250	-0.74	2	-2.36	3	EAST WALL #2
PAINTED BLOCK	20	2	N/A	N/A	N/A	N/A	1	6	252	11	310	230	-0.74	2	4.39	3	EAST WALL #2
PAINTED BLOCK	2	2	N/A	N/A	N/A	N/A	3	6	226	11	288	210	0.76	2	0.34	3	SOUTH WALL
PAINTED BLOCK	2	1	N/A	N/A	N/A	N/A	3	6	253	11	329	240	-0.74	2	1.69	3	WEST WALL #2
PAINTED BLOCK	5	0.5	N/A	N/A	N/A	N/A	3	6	222	11	329	220	0.76	2	-5.06	3	WEST WALL #2
PAINTED BLOCK	6.7	1.5	N/A	N/A	N/A	N/A	0	6	263	11	334	230	-0.74	2	-2.36	3	WEST WALL #2
PAINTED BLOCK	2	0.5	N/A	N/A	N/A	N/A	1	6	238	11	330	220	-0.74	2	0.34	3	WEST WALL #1
PAINTED BLOCK	4	1	N/A	N/A	N/A	N/A	2	6	255	11	292	230	5.25	2	0.34	3	WEST WALL #1
PAINTED BLOCK	8	1	N/A	N/A	N/A	N/A	3	6	250	11	291	230	2.26	2	1.69	3	WEST WALL #1
PAINTED BLOCK	14	1.5	N/A	N/A	N/A	N/A	4	6	285	11	317	260	0.76	2	-1.01	3	WEST WALL #1

LB5100-W Low Background Counting System – Smear Analysis

Date: 5/17/95
 Counting Unit id: 1
 Data file name: C:\LBXL\UNIT1\B01-232.XLD
 Batch Ended: 5/17/95 10:14
 Crosstalk Correction: Not Applied

Alpha activity action level (DPM): 20.00
 Beta activity action level (DPM): 200.00
 Certainty level for MDA and flags: 95.00%
 High Voltage Setting: 1410

Application Revision: 3
 Application Version: Standard

Alpha efficiency log file: th230ab
 Alpha Efficiency: 33.37%
 Alpha to Beta Crosstalk: 24.79%
 Alpha Background (CPM): 0.246428571
 Alpha Correction Factor: 1.000

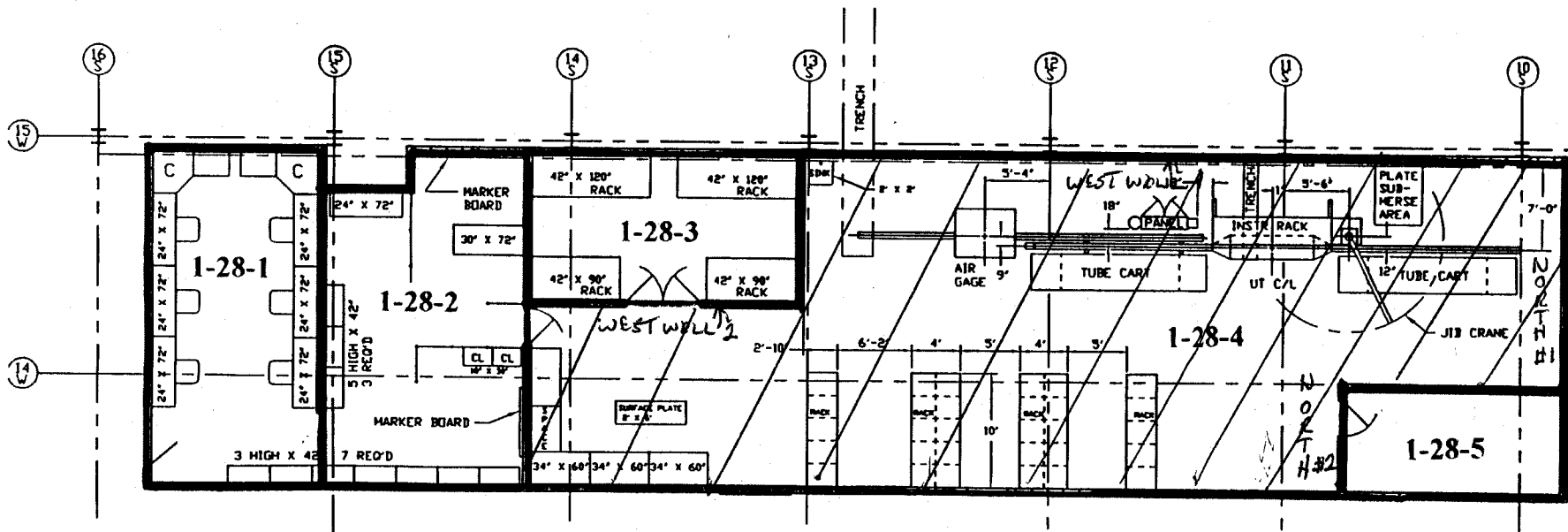
Beta efficiency log file: tc99ab
 Beta Efficiency: 37.06%
 Beta into Alpha Crosstalk: 0.03%
 Beta Background (CPM): 1.875
 Beta Correction Factor: 1.000

Batch ID: Blairsville 1-28-4

Carrier	Alpha Activity				Beta Activity				Count time (min)	Alpha CPM	Beta CPM	Completion Date - Time
	DPM	σ	flags	MDA	DPM	σ	flags	MDA				
1	-0.738	1.50	<MDA	7.53	0.34	2.71	<MDA	12.28	2.00	-0.246	0.13	5/17/95 9:32
2	-0.738	1.50	<MDA	7.53	-1.01	2.35	<MDA	12.28	2.00	-0.246	-0.38	5/17/95 9:35
3	0.760	1.50	<MDA	7.53	-3.71	1.37	<MDA	12.28	2.00	0.254	-1.38	5/17/95 9:37
4	-0.738	1.50	<MDA	7.53	1.69	3.03	<MDA	12.28	2.00	-0.246	0.63	5/17/95 9:39
5	-0.738	1.50	<MDA	7.53	3.04	3.31	<MDA	12.28	2.00	-0.246	1.13	5/17/95 9:41
6	0.760	1.50	<MDA	7.53	-3.71	1.37	<MDA	12.28	2.00	0.254	-1.38	5/17/95 9:43
7	-0.738	1.50	<MDA	7.53	1.69	3.03	<MDA	12.28	2.00	-0.246	0.63	5/17/95 9:45
8	0.760	1.50	<MDA	7.53	-2.36	1.92	<MDA	12.28	2.00	0.254	-0.88	5/17/95 9:48
9	0.760	1.50	<MDA	7.53	-3.71	1.37	<MDA	12.28	2.00	0.254	-1.38	5/17/95 9:50
10	0.760	1.50	<MDA	7.53	-2.36	1.92	<MDA	12.28	2.00	0.254	-0.88	5/17/95 9:52
11	-0.738	1.50	<MDA	7.53	-2.36	1.92	<MDA	12.28	2.00	-0.246	-0.88	5/17/95 9:54
12	-0.738	1.50	<MDA	7.53	4.39	3.58	<AL	12.28	2.00	-0.246	1.63	5/17/95 9:57
13	0.760	1.50	<MDA	7.53	0.34	2.71	<MDA	12.28	2.00	0.254	0.13	5/17/95 9:59
14	-0.738	1.50	<MDA	7.53	1.69	3.03	<MDA	12.28	2.00	-0.246	0.63	5/17/95 10:01
15	0.760	1.50	<MDA	7.53	-5.06	1.37	<MDA	12.28	2.00	0.254	-1.88	5/17/95 10:03
16	-0.738	1.50	<MDA	7.53	-2.36	1.92	<MDA	12.28	2.00	-0.246	-0.88	5/17/95 10:05
17	-0.738	1.50	<MDA	7.53	0.34	2.71	<MDA	12.28	2.00	-0.246	0.13	5/17/95 10:07
18	5.254	3.00	<AL	7.53	0.34	2.71	<MDA	12.28	2.00	1.754	0.13	5/17/95 10:10
19	2.258	2.12	<AL	7.53	1.69	3.03	<MDA	12.28	2.00	0.754	0.63	5/17/95 10:12
20	0.760	1.50	<MDA	7.53	-1.01	2.35	<MDA	12.28	2.00	0.254	-0.38	5/17/95 10:14

UNIT: 1-28-4
S/N: 01-232
DATE: 2-20-95
BY: CV/VT

MAIN BUILDING UNIT 1-28



Blairsville Point Survey Form #003

Survey Serial #: 01-233

Survey Section: 1

Survey Unit: 28

Survey Sub-unit: 5

Classification: 4

Survey Type: LOWER

Survey Date: 2/20/95

Count Date: 5/11/95

Alpha Survey Instruments				
Inst. S/N	Inst. Code	Eff. %	Corr. Fac.	Bkg. CPM
1510	6	21.4	4.67	2

Beta Survey Instruments				
Inst. S/N	Inst. Code	Eff. %	Corr. Fac.	Bkg. CPM
1593	11	35.4	2.82	226

Gamma or Beta/Gamma Instruments			
Inst. S/N	Inst. Code	Bkg.	Detection Type

Alpha Counting Instruments				
Inst. S/N	Inst. Code	Eff. %	Corr. Fac.	Bkg. CPM
13295	2	33.37	3.00	0.25

Beta Counting Instruments				
Inst. S/N	Inst. Code	Eff. %	Corr. Fac.	Bkg. CPM
13295	3	37.06	2.70	1.88

Surveyor: V. TAYLOR/ C. VERGARI
 Signature: *V. Taylor / C. Vergari*

Surface Description	Coordinates		Gamma at 1m	Gamma Inst.	Beta/Gamma Contact	Beta/Gamma Code	Contact Gross 1 min. Count	Alpha Inst. Code	Contact Gross 1 min. Count	Beta Inst. Code	Scan Contact Gross CPM		Removable DPM/100 cm2	Alpha Count	Removable DPM/100 cm2	Beta Count	Comments
	X	Y	uR/hr	Code	mR/hr	Code	Alpha	Beta	Code	Max Beta	Avg Beta	Alpha	Code	Beta	Code		
PAINTED BLOCK	0.5	0.5	N/A	N/A	N/A	N/A	2	6	262	11	383	240	-0.74	2	3.04	3	NORTH WALL
PAINTED BLOCK	1	1	N/A	N/A	N/A	N/A	2	6	274	11	333	260	0.76	2	-1.01	3	SOUTH WALL

LB5100-W Low Background Counting System – Smear Analysis

Date: 5/17/95
 Counting Unit id: 1
 Data file name: C:\LBXL\UNIT1\B01-233.XLD
 Batch Ended: 5/11/95 13:31
 Crosstalk Correction: Not Applied

Alpha activity action level (DPM): 20.00
 Beta activity action level (DPM): 200.00
 Certainty level for MDA and flags: 95.00%
 High Voltage Setting: 1410

Application Revision: 3
 Application Version: Standard

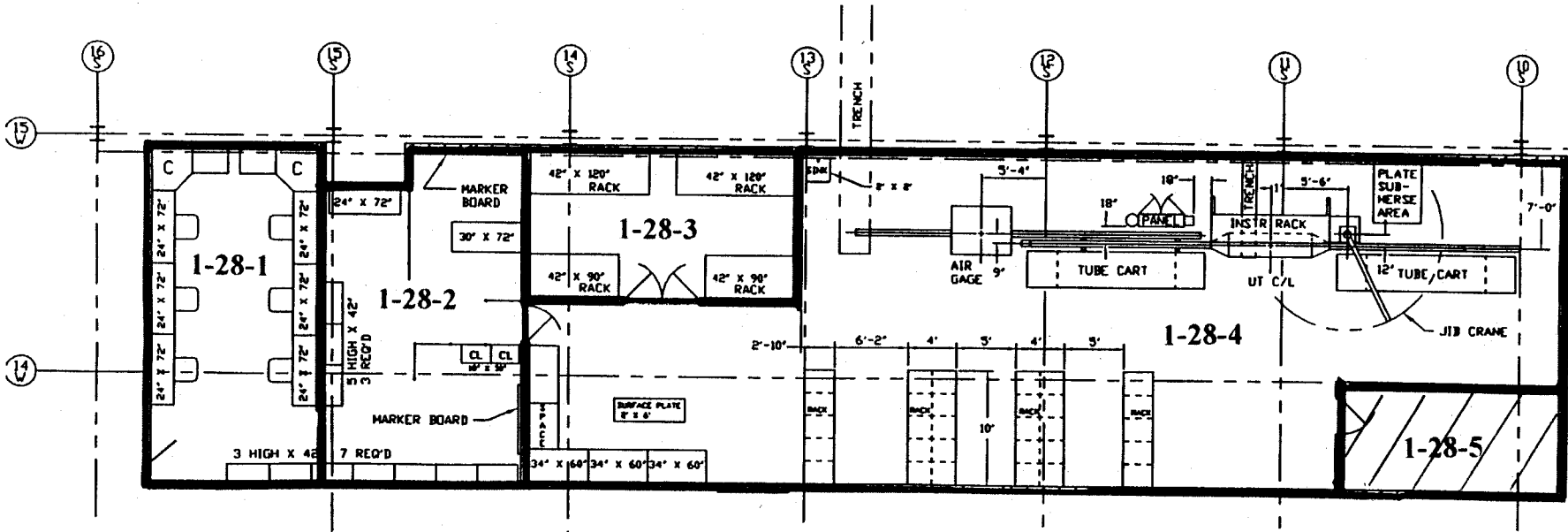
Batch ID: 38380

Carrier	Alpha Activity				Beta Activity				Count time (min)	Alpha CPM	Beta CPM	Completion Date - Time
	DPM	σ	flags	MDA	DPM	σ	flags	MDA				
30	-0.738	1.50	<MDA	7.53	3.04	3.31	<MDA	12.28	2.00	-0.246	1.13	5/11/95 13:29
31	0.760	1.50	<MDA	7.53	-1.01	2.35	<MDA	12.28	2.00	0.254	-0.38	5/11/95 13:31

Alpha efficiency log file: th230ab Alpha Efficiency: 33.37% Alpha to Beta Crosstalk: 24.79% Alpha Background (CPM): 0.246428571 Alpha Correction Factor: 1.000
Beta efficiency log file: tc99ab Beta Efficiency: 37.06% Beta into Alpha Crosstalk: 0.03% Beta Background (CPM): 1.875 Beta Correction Factor: 1.000

UNIT: 1-28-5
SIN: 01-233
DATE: 2-20-95
BY: CVTV

MAIN BUILDING UNIT 1-28



Blairsville Point Survey Form #003

Survey Serial #:	01-234
Survey Section:	1
Survey Unit:	26
Survey Sub-unit:	1

Alpha Survey Instruments				
Inst. S/N	Inst. Code	Eff. %	Corr. Fac.	Bkg. CPM
1510	6	21.4	4.67	0


Beta Survey Instruments				
Inst. S/N	Inst. Code	Eff. %	Corr. Fac.	Bkg. CPM
1593	11	35.4	2.82	278

Gamma or Beta/Gamma Instruments			
Inst. S/N	Inst. Code	Bkg.	Detection Type
234	23	5	Gamma
1522	22	0.014	Beta / Gamma

Classification:	4
Survey Type:	LOWER
Survey Date:	2/20/95
Count Date:	5/17/95

Alpha Counting Instruments				
Inst. S/N	Inst. Code	Eff. %	Corr. Fac.	Bkg. CPM
13295	2	33.37	3.00	0.25

Beta Counting Instruments				
Inst. S/N	Inst. Code	Eff. %	Corr. Fac.	Bkg. CPM
13295	3	37.06	2.70	1.88

Surveyor:	V. TAYLOR/ C. VERGARI
Signature:	

Surface Description	Coordinates		Gamma at 1m	Gamma Inst.	Beta/Gamma Contact	Beta/Gamma Code	Contact Gross 1 min. Count	Alpha Inst.	Contact Gross 1 min. Count	Beta Inst.	Scan Contact Gross CPM		Removable DPM/100 cm2	Alpha Count	Removable DPM/100 cm2	Beta Count	Comments
	X	Y	uR/hr	Code	mR/hr	Code	Alpha	Code	Beta	Code	Max Beta	Avg Beta	Alpha	Code	Beta	Code	
PAINTED CONCRETE	5	-2	5	23	0.009	22	0	6	295	11	343	270	-0.74	2	0.34	3	FLOOR
PAINTED CONCRETE	10	-2	4	23	0.011	22	2	6	261	11	333	250	-0.74	2	3.04	3	FLOOR
PAINTED CONCRETE	12	-4	4	23	0.013	22	1	6	284	11	347	260	-0.74	2	3.04	3	FLOOR
PAINTED CONCRETE	13	-8	4	23	0.017	22	0	6	226	11	373	240	-0.74	2	-2.36	3	FLOOR
PAINTED CONCRETE	13	-12	4	23	0.015	22	1	6	294	11	343	270	-0.74	2	-2.36	3	FLOOR
PAINTED CONCRETE	1	-3	4	23	0.022	22	0	6	311	11	404	280	-0.74	2	-1.01	3	FLOOR
PAINTED CONCRETE	1	-5	4	23	0.012	22	1	6	269	11	396	250	-0.74	2	-1.01	3	FLOOR
PAINTED CONCRETE	1	-7	4	23	0.016	22	3	6	246	11	313	240	0.76	2	-3.71	3	FLOOR
PAINTED CONCRETE	-1	-7	4	23	0.004	22	1	6	272	11	325	270	2.26	2	-1.01	3	FLOOR
PAINTED CONCRETE	-2	-7	4	23	0.009	22	2	6	276	11	345	250	2.26	2	-1.01	3	FLOOR
PAINTED CONCRETE	0	-12	5	23	0.011	22	2	6	283	11	321	260	0.76	2	-1.01	3	FLOOR
PAINTED CONCRETE	0	-16	4	23	0.013	22	0	6	283	11	279	240	-0.74	2	-1.01	3	FLOOR
PAINTED CONCRETE	0	-18	4	23	0.015	22	1	6	307	11	367	290	-0.74	2	3.04	3	FLOOR
PAINTED CONCRETE	0	20	4	23	0.013	22	0	6	260	11	342	230	0.76	2	-3.71	3	FLOOR

LB5100-W Low Background Counting System – Smear Analysis

Date: 5/17/95
 Counting Unit id: 1
 Data file name: C:\LBXL\UNIT1\B01-234.XLD
 Batch Ended: 5/17/95 10:45
 Crosstalk Correction: Not Applied

Alpha activity action level (DPM): 20.00
 Beta activity action level (DPM): 200.00
 Certainty level for MDA and flags: 95.00%
 High Voltage Setting: 1410

Application Revision: 3
 Application Version: Standard

Batch ID: Blairsville 1-26-1

Alpha efficiency log file: th230ab Alpha Efficiency: 33.37% Alpha to Beta Crosstalk: 24.79% Alpha Background (CPM): 0.246428571 Alpha Correction Factor: 1.000			
Beta efficiency log file: tc99ab Beta Efficiency: 37.06% Beta into Alpha Crosstalk: 0.03% Beta Background (CPM): 1.875 Beta Correction Factor: 1.000			
Count time (min)	Alpha CPM	Beta CPM	Completion Date - Time
2.00	-0.246	0.13	5/17/95 10:16
2.00	-0.246	1.13	5/17/95 10:18
2.00	-0.246	1.13	5/17/95 10:21
2.00	-0.246	-0.88	5/17/95 10:23
2.00	-0.246	-0.88	5/17/95 10:25
2.00	-0.246	-0.38	5/17/95 10:27
2.00	-0.246	-0.38	5/17/95 10:30
2.00	0.254	-1.38	5/17/95 10:32
2.00	0.754	-0.38	5/17/95 10:34
2.00	0.754	-0.38	5/17/95 10:36
2.00	0.254	-0.38	5/17/95 10:38
2.00	-0.246	-0.38	5/17/95 10:40
2.00	-0.246	1.13	5/17/95 10:43
2.00	0.254	-1.38	5/17/95 10:45

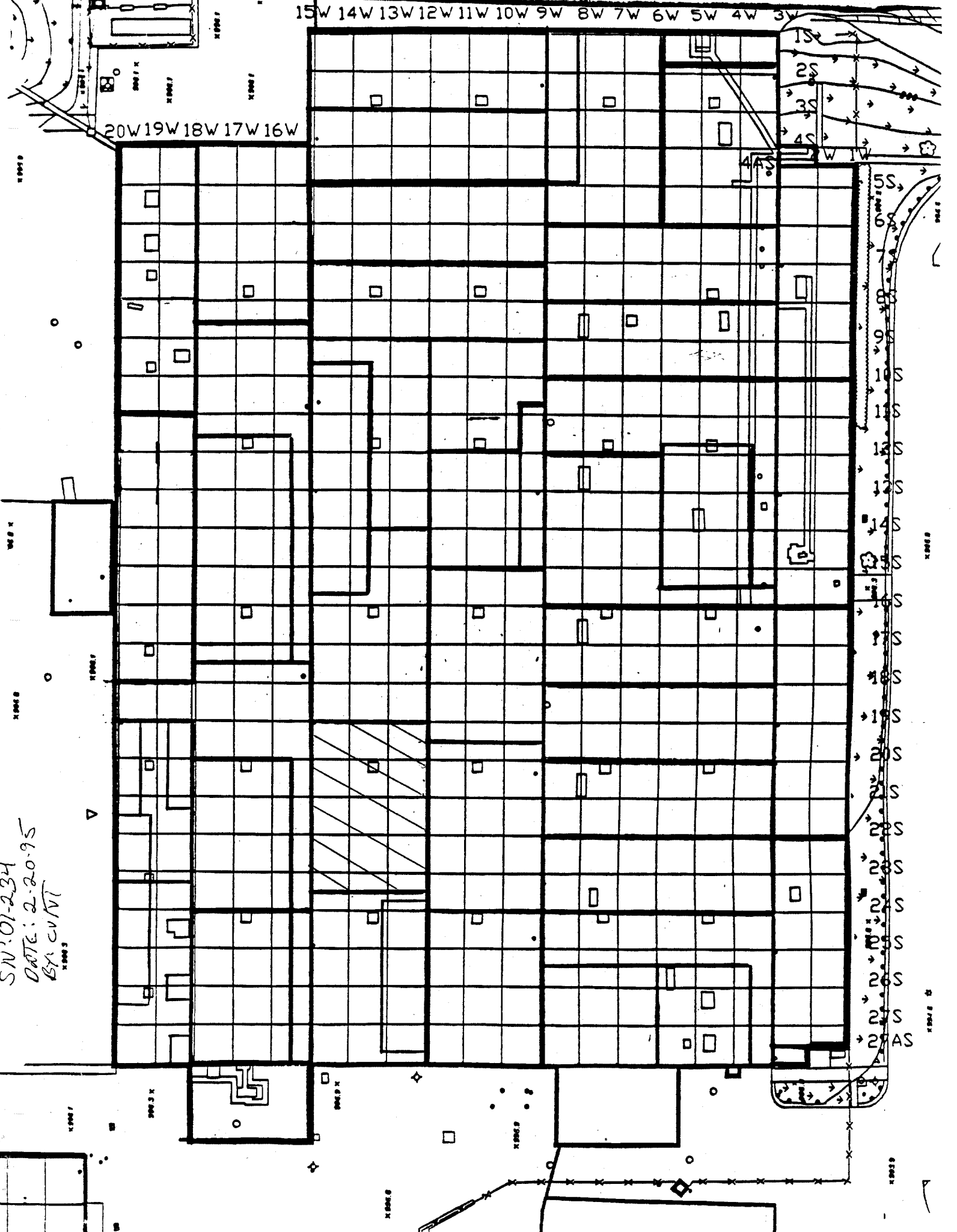
Carrier	Alpha Activity				Beta Activity			
	DPM	σ	flags	MDA	DPM	σ	flags	MDA
21	-0.738	1.50	<MDA	7.53	0.34	2.71	<MDA	12.28
22	-0.738	1.50	<MDA	7.53	3.04	3.31	<MDA	12.28
23	-0.738	1.50	<MDA	7.53	3.04	3.31	<MDA	12.28
24	-0.738	1.50	<MDA	7.53	-2.36	1.92	<MDA	12.28
25	-0.738	1.50	<MDA	7.53	-2.36	1.92	<MDA	12.28
26	-0.738	1.50	<MDA	7.53	-1.01	2.35	<MDA	12.28
27	-0.738	1.50	<MDA	7.53	-1.01	2.35	<MDA	12.28
28	0.760	1.50	<MDA	7.53	-3.71	1.37	<MDA	12.28
29	2.258	2.12	<AL	7.53	-1.01	2.35	<MDA	12.28
30	2.258	2.12	<AL	7.53	-1.01	2.35	<MDA	12.28
31	0.760	1.50	<MDA	7.53	-1.01	2.35	<MDA	12.28
32	-0.738	1.50	<MDA	7.53	-1.01	2.35	<MDA	12.28
33	-0.738	1.50	<MDA	7.53	3.04	3.31	<MDA	12.28
34	0.760	1.50	<MDA	7.53	-3.71	1.37	<MDA	12.28

15W 14W 13W 12W 11W 10W 9W 8W 7W 6W 5W 4W 3W

20W 19W 18W 17W 16W

1S
2S
3S
4S
5S
6S
7S
8S
9S
10S
11S
12S
13S
14S
15S
16S
17S
18S
19S
20S
21S
22S
23S
24S
25S
26S
27S
28S
29S
AS

SN: 01-234
DATE: 2-20-95
BY: CVT



Blairsville Point Survey Form #003

Survey Serial #:	01-235
Survey Section:	1
Survey Unit:	25
Survey Sub-unit:	1

Alpha Survey Instruments				
Inst. S/N	Inst. Code	Eff. %	Corr. Fac.	Bkg. CPM
1510	6	21.4	4.67	2


Beta Survey Instruments				
Inst. S/N	Inst. Code	Eff. %	Corr. Fac.	Bkg. CPM
1593	11	35.4	2.82	217

Gamma or Beta/Gamma Instruments			
Inst. S/N	Inst. Code	Bkg.	Detection Type

Classification:	4
Survey Type:	LOWER
Survey Date:	2/21/95
Count Date:	5/17/95

Alpha Counting Instruments				
Inst. S/N	Inst. Code	Eff. %	Corr. Fac.	Bkg. CPM
13295	2	33.37	3.00	0.25

Beta Counting Instruments				
Inst. S/N	Inst. Code	Eff. %	Corr. Fac.	Bkg. CPM
13295	3	37.06	2.70	1.88

Surveyor:	V. TAYLOR/ C. VERGARI
Signature:	

Surface Description	Coordinates		Gamma at 1m uR/hr	Gamma Inst. Code	Beta/Gamma Contact mR/hr	Beta/Gamma Code	Contact Gross 1 min. Count Alpha	Alpha Inst. Code	Contact Gross 1 min. Count Beta	Beta Inst. Code	Scan Contact Gross CPM		Removable DPM/100 cm2 Alpha	Alpha Count Code	Removable DPM/100 cm2 Beta	Beta Count Code	Comments
	X	Y									Max Beta	Avg Beta					
PAINTED BLOCK	1	1	N/A	N/A	N/A	N/A	2	6	216	11	269	180	0.76	2	-5.06	3	SOUTH WALL
PAINTED BLOCK	2	0.5	N/A	N/A	N/A	N/A	0	6	184	11	305	200	0.76	2	3.04	3	SOUTH WALL
PAINTED BLOCK	3	1.5	N/A	N/A	N/A	N/A	0	6	183	11	254	190	-0.74	2	-3.71	3	SOUTH WALL
PAINTED BLOCK	4	2	N/A	N/A	N/A	N/A	5	6	180	11	315	180	-0.74	2	1.69	3	SOUTH WALL
PAINTED BLOCK	10	0.5	N/A	N/A	N/A	N/A	2	6	191	11	303	190	-0.74	2	-2.36	3	SOUTH WALL
PAINTED BLOCK	12.2	1.5	N/A	N/A	N/A	N/A	0	6	250	11	335	220	-0.74	2	-3.71	3	SOUTH WALL

LB5100-W Low Background Counting System – Smear Analysis

Date: 5/17/95
 Counting Unit id: 1
 Data file name: C:\LBXL\UNIT1\B01-235.XLD
 Batch Ended: 5/17/95 10:58
 Crosstalk Correction: Not Applied

Alpha activity action level (DPM): 20.00
 Beta activity action level (DPM): 200.00
 Certainty level for MDA and flags: 95.00%
 High Voltage Setting: 1410

Application Revision: 3
 Application Version: Standard

Batch ID: Blairsville 1-25-1

Carrier	Alpha Activity				Beta Activity				Count time (min)	Alpha CPM	Beta CPM	Completion Date - Time
	DPM	σ	flags	MDA	DPM	σ	flags	MDA				
35	0.760	1.50	<MDA	7.53	-5.06	1.37	<MDA	12.28	2.00	0.254	-1.88	5/17/95 10:47
36	0.760	1.50	<MDA	7.53	3.04	3.31	<MDA	12.28	2.00	0.254	1.13	5/17/95 10:49
37	-0.738	1.50	<MDA	7.53	-3.71	1.37	<MDA	12.28	2.00	-0.246	-1.38	5/17/95 10:52
38	-0.738	1.50	<MDA	7.53	1.69	3.03	<MDA	12.28	2.00	-0.246	0.63	5/17/95 10:54
39	-0.738	1.50	<MDA	7.53	-2.36	1.92	<MDA	12.28	2.00	-0.246	-0.88	5/17/95 10:56
40	-0.738	1.50	<MDA	7.53	-3.71	1.37	<MDA	12.28	2.00	-0.246	-1.38	5/17/95 10:58

Alpha efficiency log file: th230ab Alpha Efficiency: 33.37% Alpha to Beta Crosstalk: 24.79% Alpha Background (CPM): 0.246428571 Alpha Correction Factor: 1.000
Beta efficiency log file: tc99ab Beta Efficiency: 37.06% Beta into Alpha Crosstalk: 0.03% Beta Background (CPM): 1.875 Beta Correction Factor: 1.000

Blairsville Point Survey Form #003

Survey Serial #:	01-236
Survey Section:	1
Survey Unit:	24A
Survey Sub-unit:	6

Alpha Survey Instruments				
Inst. S/N	Inst. Code	Eff. %	Corr. Fac.	Bkg. CPM
1510	6	21.4	4.67	2


Beta Survey Instruments				
Inst. S/N	Inst. Code	Eff. %	Corr. Fac.	Bkg. CPM
1593	11	35.4	2.82	321

Gamma or Beta/Gamma Instruments			
Inst. S/N	Inst. Code	Bkg.	Detection Type

Classification:	4
Survey Type:	LOWER
Survey Date:	2/21/95
Count Date:	5/17/95

Alpha Counting Instruments				
Inst. S/N	Inst. Code	Eff. %	Corr. Fac.	Bkg. CPM
13295	2	33.37	3.00	0.25

Beta Counting Instruments				
Inst. S/N	Inst. Code	Eff. %	Corr. Fac.	Bkg. CPM
13295	3	37.06	2.70	1.88

Surveyor:	V. TAYLOR / C. VERGARI
Signature:	

Surface Description	Coordinates		Gamma at 1m	Gamma Inst.	Beta/Gamma Contact	Beta/Gamma	Contact Gross 1 min. Count	Alpha Inst.	Contact Gross 1 min. Count	Beta Inst.	Scan Contact Gross CPM		Removable DPM/100 cm2	Alpha Count	Removable DPM/100 cm2	Beta Count	Comments
	X	Y	uR/hr	Code	mR/hr	Code	Alpha	Code	Beta	Code	Max Beta	Avg Beta	Alpha	Code	Beta	Code	
CERAMIC TILE	1	0.5	N/A	N/A	N/A	N/A	7	6	495	11	595	440	0.76	2	4.39	3	NORTH WALL
CERAMIC TILE	2	1	N/A	N/A	N/A	N/A	10	6	529	11	703	460	2.28	2	-2.36	3	NORTH WALL
CERAMIC TILE	2	2	N/A	N/A	N/A	N/A	10	6	515	11	666	490	-0.74	2	0.34	3	EAST WALL
CERAMIC TILE	1	0.5	N/A	N/A	N/A	N/A	11	6	479	11	581	440	0.76	2	-1.01	3	SOUTH WALL
CERAMIC TILE	2	1	N/A	N/A	N/A	N/A	12	6	508	11	452	350	-0.74	2	-3.71	3	SOUTH WALL
CERAMIC TILE	1.3	2	N/A	N/A	N/A	N/A	7	6	549	11	668	520	-0.74	2	-1.01	3	WEST WALL
CERAMIC TILE	3	1	N/A	N/A	N/A	N/A	11	6	572	11	707	560	0.76	2	4.39	3	WEST WALL
CERAMIC TILE	4.7	1	N/A	N/A	N/A	N/A	11	6	528	11	607	510	2.26	2	0.34	3	WEST WALL

LB5100-W Low Background Counting System – Smear Analysis

Date: 5/17/95
 Counting Unit id: 1
 Data file name: C:\LBXLUNIT1\B01-236.XLD
 Batch Ended: 5/17/95 11:16
 Crosstalk Correction: Not Applied

Alpha activity action level (DPM): 20.00
 Beta activity action level (DPM): 200.00
 Certainty level for MDA and flags: 95.00%
 High Voltage Setting: 1410

Application Revision: 3
 Application Version: Standard

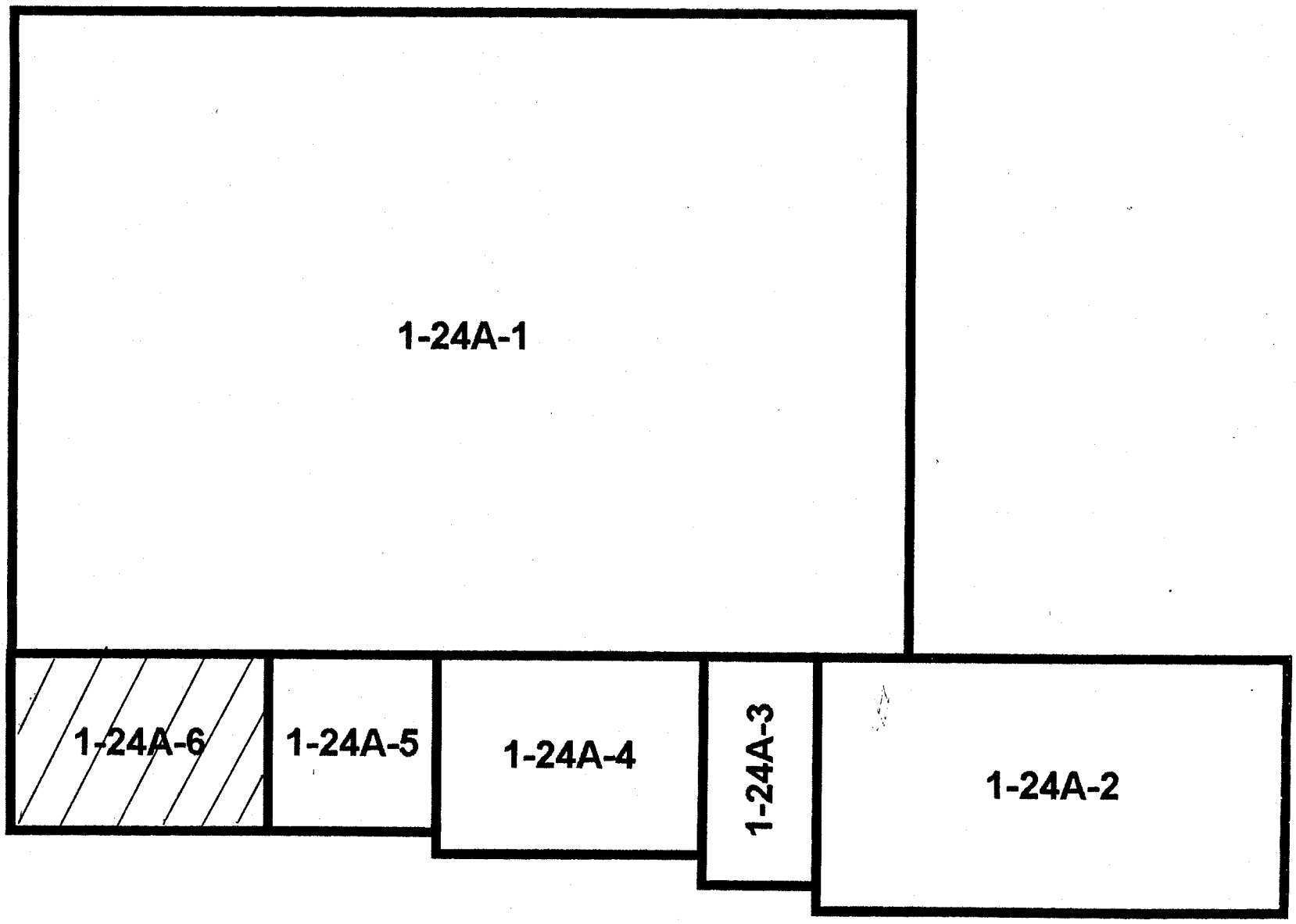
Alpha efficiency log file: th230ab Alpha Efficiency: 33.37% Alpha to Beta Crosstalk: 24.79% Alpha Background (CPM): 0.246428571 Alpha Correction Factor: 1.000
Beta efficiency log file: tc99ab Beta Efficiency: 37.06% Beta into Alpha Crosstalk: 0.03% Beta Background (CPM): 1.875 Beta Correction Factor: 1.000
Count time (min) Alpha CPM Beta CPM Completion Date - Time
2.00 0.254 1.63 5/17/95 11:00
2.00 0.754 -0.88 5/17/95 11:03
2.00 -0.246 0.13 5/17/95 11:05
2.00 0.254 -0.38 5/17/95 11:07
2.00 -0.246 -1.38 5/17/95 11:09
2.00 -0.246 -0.38 5/17/95 11:11
2.00 0.254 1.63 5/17/95 11:14
2.00 0.754 0.13 5/17/95 11:16

Batch ID: Blairsville 1-24A-6

Carrier	Alpha Activity				Beta Activity			
	DPM	σ	flags	MDA	DPM	σ	flags	MDA
41	0.760	1.50	<MDA	7.53	4.39	3.58	<AL	12.28
42	2.258	2.12	<AL	7.53	-2.36	1.92	<MDA	12.28
43	-0.738	1.50	<MDA	7.53	0.34	2.71	<MDA	12.28
44	0.760	1.50	<MDA	7.53	-1.01	2.35	<MDA	12.28
45	-0.738	1.50	<MDA	7.53	-3.71	1.37	<MDA	12.28
46	-0.738	1.50	<MDA	7.53	-1.01	2.35	<MDA	12.28
47	0.760	1.50	<MDA	7.53	4.39	3.58	<AL	12.28
48	2.258	2.12	<AL	7.53	0.34	2.71	<MDA	12.28

UNIT: 1-24A-6
SN: 01236
DATE: 2-21-95
BY: CV/VT

UNIT 1-24A



Blairsville Point Survey Form #003

Survey Serial #:	01-237
Survey Section:	1
Survey Unit:	24A
Survey Sub-unit:	3

Alpha Survey Instruments				
Inst. S/N	Inst. Code	Eff. %	Corr. Fac.	Bkg. CPM
1510	6	21.4	4.67	0


Beta Survey Instruments				
Inst. S/N	Inst. Code	Eff. %	Corr. Fac.	Bkg. CPM
1593	11	35.4	2.82	433

Gamma or Beta/Gamma Instruments			
Inst. S/N	Inst. Code	Bkg.	Detection Type

Classification:	4
Survey Type:	LOWER
Survey Date:	2/21/95
Count Date:	5/17/95

Alpha Counting Instruments				
Inst. S/N	Inst. Code	Eff. %	Corr. Fac.	Bkg. CPM
13295	2	33.37	3.00	0.25

Beta Counting Instruments				
Inst. S/N	Inst. Code	Eff. %	Corr. Fac.	Bkg. CPM
13295	3	37.06	2.70	1.88

Surveyor:	V. TAYLOR/ C. VERGARI
Signature:	

Surface Description	Coordinates		Gamma at 1m uR/hr	Gamma Inst. Code	Beta/Gamma Contact mR/hr	Beta/Gamma Code	Contact Gross 1 min. Count Alpha	Alpha Inst. Code	Contact Gross 1 min. Count Beta	Beta Inst. Code	Scan Contact Gross CPM		Removable DPM/100 cm2 Alpha	Alpha Count Code	Removable DPM/100 cm2 Beta	Beta Count Code	Comments
	X	Y									Max Beta	Avg Beta					
CERAMIC TILE	1	1	N/A	N/A	N/A	N/A	15	6	512	11	638	480	-0.74	2	-2.36	3	SOUTH WALL
CERAMIC TILE	3.5	1.5	N/A	N/A	N/A	N/A	14	6	531	11	566	430	0.76	2	-1.01	3	SOUTH WALL
CERAMIC TILE	0.5	1.5	N/A	N/A	N/A	N/A	5	6	451	11	525	460	2.26	2	-2.36	3	WEST WALL
CERAMIC TILE	2	1	N/A	N/A	N/A	N/A	9	6	515	11	558	480	-0.74	2	1.69	3	NORTH WALL
CERAMIC TILE	0.5	0.5	N/A	N/A	N/A	N/A	13	6	499	11	603	480	-0.74	2	0.34	3	EAST WALL

LB5100-W Low Background Counting System – Smear Analysis

Date: 5/17/95
 Counting Unit id: 1
 Data file name: C:\LBXL\UNIT1\B01-237.XLD
 Batch Ended: 5/17/95 12:27
 Crosstalk Correction: Not Applied

Alpha activity action level (DPM): 20.00
 Beta activity action level (DPM): 200.00
 Certainty level for MDA and flags: 95.00%
 High Voltage Setting: 1410

Application Revision: 3
 Application Version: Standard

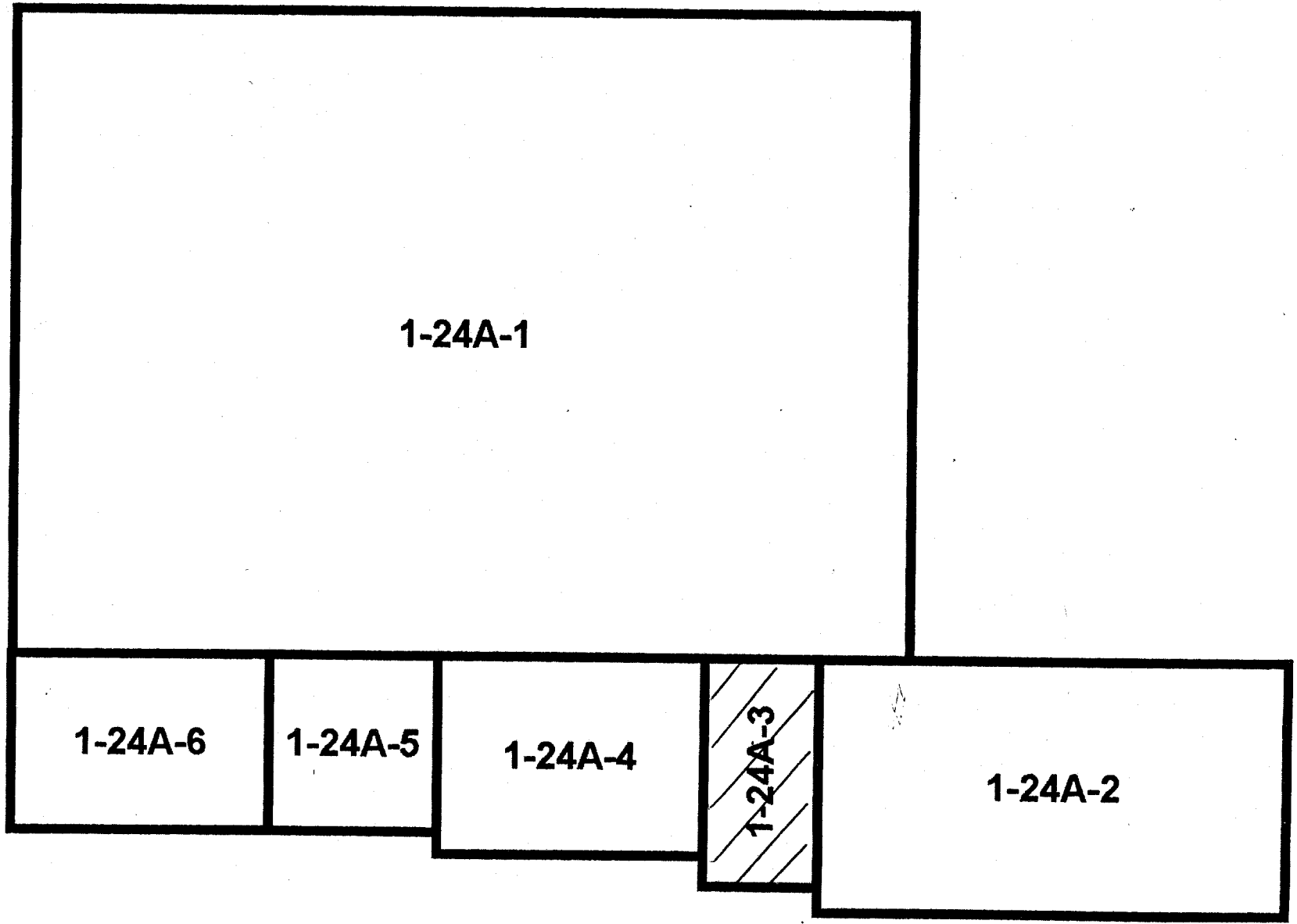
Batch ID: Blairsville 1-24A-3

Carrier	Alpha Activity				Beta Activity				Count time (min)	Alpha CPM	Beta CPM	Completion Date - Time
	DPM	σ	flags	MDA	DPM	σ	flags	MDA				
1	-0.738	1.50	<MDA	7.53	-2.36	1.92	<MDA	12.28	2.00	-0.246	-0.88	5/17/95 12:18
2	0.760	1.50	<MDA	7.53	-1.01	2.35	<MDA	12.28	2.00	0.254	-0.38	5/17/95 12:20
3	2.258	2.12	<AL	7.53	-2.36	1.92	<MDA	12.28	2.00	0.754	-0.88	5/17/95 12:23
4	-0.738	1.50	<MDA	7.53	1.69	3.03	<MDA	12.28	2.00	-0.246	0.63	5/17/95 12:25
5	-0.738	1.50	<MDA	7.53	0.34	2.71	<MDA	12.28	2.00	-0.246	0.13	5/17/95 12:27

Alpha efficiency log file: th230ab
Alpha Efficiency: 33.37%
Alpha to Beta Crosstalk: 24.79%
Alpha Background (CPM): 0.246428571
Alpha Correction Factor: 1.000
Beta efficiency log file: tc99ab
Beta Efficiency: 37.06%
Beta into Alpha Crosstalk: 0.03%
Beta Background (CPM): 1.875
Beta Correction Factor: 1.000

UNIT 1-24A-3
SN: 01-237
DATE: 2-21-95
BY: CVIVT

UNIT 1-24A



Blairsville Point Survey Form #003

Survey Serial #: 01-238

Survey Section: 1

Survey Unit: 24A

Survey Sub-unit: 4

Classification: 4

Survey Type: LOWER

Survey Date: 2/21/95

Count Date: 5/17/95


Alpha Survey Instruments				
Inst. S/N	Inst. Code	Eff. %	Corr. Fac.	Bkg. CPM
1510	6	21.4	4.67	1

Beta Survey Instruments				
Inst. S/N	Inst. Code	Eff. %	Corr. Fac.	Bkg. CPM
1593	11	35.4	2.82	438

Gamma or Beta/Gamma Instruments			
Inst. S/N	Inst. Code	Bkg.	Detection Type

Alpha Counting Instruments				
Inst. S/N	Inst. Code	Eff. %	Corr. Fac.	Bkg. CPM
13295	2	33.37	3.00	0.25

Beta Counting Instruments				
Inst. S/N	Inst. Code	Eff. %	Corr. Fac.	Bkg. CPM
13295	3	37.06	2.70	1.88

Surveyor: V. TAYLOR/ C. VERGARI
 Signature: 

Surface Description	Coordinates		Gamma at 1m	Gamma Inst.	Beta/Gamma Contact	Beta/Gamma	Contact Gross 1 min. Count	Alpha Inst.	Contact Gross 1 min. Count	Beta Inst.	Scan Contact Gross CPM		Removable DPM/100 cm2	Alpha Count	Removable DPM/100 cm2	Beta Count	Comments
	X	Y	uR/hr	Code	mR/hr	Code	Alpha	Code	Beta	Code	Max Beta	Avg Beta	Alpha	Code	Beta	Code	
CERAMIC TILE	1.9	1	N/A	N/A	N/A	N/A	12	6	548	11	701	500	2.26	2	-2.36	3	SOUTH WALL
CERAMIC TILE	0.7	1	N/A	N/A	N/A	N/A	5	6	561	11	679	490	-0.74	2	-1.01	3	WEST WALL
CERAMIC TILE	0.7	1	N/A	N/A	N/A	N/A	11	6	551	11	695	560	-0.74	2	-2.36	3	NORTH WALL
CERAMIC TILE	2.7	1.5	N/A	N/A	N/A	N/A	10	6	534	11	645	550	0.76	2	-1.01	3	NORTH WALL

LB5100-W Low Background Counting System -- Smear Analysis

Date: 5/17/95
 Counting Unit id: 1
 Data file name: C:\LBXL\UNIT1\B01-238.XLD
 Batch Ended: 5/17/95 12:36
 Crosstalk Correction: Not Applied

Alpha activity action level (DPM): 20.00
 Beta activity action level (DPM): 200.00
 Certainty level for MDA and flags: 95.00%
 High Voltage Setting: 1410

Application Revision: 3
 Application Version: Standard

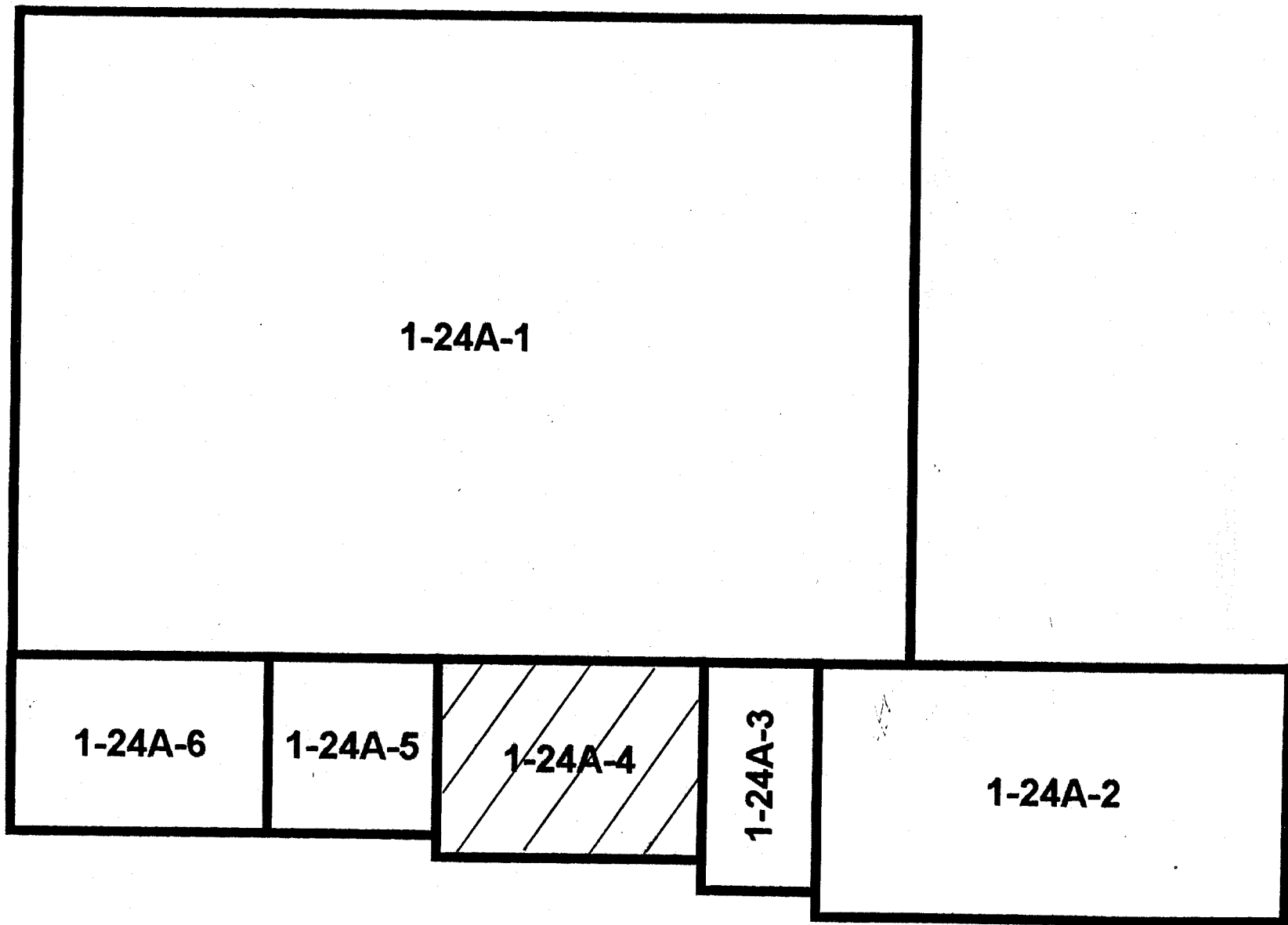
Batch ID: Blairsville 1-24A-4

Carrier	Alpha Activity				Beta Activity				Count time (min)	Alpha CPM	Beta CPM	Completion Date - Time
	DPM	σ	flags	MDA	DPM	σ	flags	MDA				
6	2.258	2.12	<AL	7.53	-2.36	1.92	<MDA	12.28	2.00	0.754	-0.88	5/17/95 12:29
7	-0.738	1.50	<MDA	7.53	-1.01	2.35	<MDA	12.28	2.00	-0.246	-0.38	5/17/95 12:31
8	-0.738	1.50	<MDA	7.53	-2.36	1.92	<MDA	12.28	2.00	-0.246	-0.88	5/17/95 12:34
9	0.760	1.50	<MDA	7.53	-1.01	2.35	<MDA	12.28	2.00	0.254	-0.38	5/17/95 12:36

Alpha efficiency log file: th230ab Alpha Efficiency: 33.37% Alpha to Beta Crosstalk: 24.79% Alpha Background (CPM): 0.246428571 Alpha Correction Factor: 1.000
Beta efficiency log file: tc99ab Beta Efficiency: 37.06% Beta into Alpha Crosstalk: 0.03% Beta Background (CPM): 1.875 Beta Correction Factor: 1.000

UNIT: 1-24A-4
SN: 01-238
DATE: 2-21-95
BY: CV/JT

UNIT 1-24A



Blairsville Point Survey Form #003

Survey Serial #: 01-239

Survey Section: 1

Survey Unit: 24A

Survey Sub-unit: 5

Classification: 4

Survey Type: LOWER

Survey Date: 2/21/95

Count Date: 5/17/95

Alpha Survey Instruments				
Inst. S/N	Inst. Code	Eff. %	Corr. Fac.	Bkg. CPM
1510	6	21.4	4.67	2

Beta Survey Instruments				
Inst. S/N	Inst. Code	Eff. %	Corr. Fac.	Bkg. CPM
1593	11	35.4	2.82	308

Gamma or Beta/Gamma Instruments			
Inst. S/N	Inst. Code	Bkg.	Detection Type

Alpha Counting Instruments				
Inst. S/N	Inst. Code	Eff. %	Corr. Fac.	Bkg. CPM
13295	2	33.37	3.00	0.25

Beta Counting Instruments				
Inst. S/N	Inst. Code	Eff. %	Corr. Fac.	Bkg. CPM
13295	3	37.06	2.70	1.88

Surveyor: V. TAYLOR / C. VERGARI
 Signature: *V. Taylor / C. Vergari*

Surface Description	Coordinates		Gamma at 1m uR/hr	Gamma Inst. Code	Beta/Gamma Contact mR/hr	Beta/Gamma Code	Contact Gross 1 min. Count Alpha	Alpha Inst. Code	Contact Gross 1 min. Count Beta	Beta Inst. Code	Scan Contact Gross CPM		Removable DPM/100 cm2 Alpha	Alpha Count Code	Removable DPM/100 cm2 Beta	Beta Count Code	Comments
	X	Y									Max Beta	Avg Beta					
	CERAMIC TILE	1									0.5	N/A					
CERAMIC TILE	2	1.5	N/A	N/A	N/A	N/A	13	6	539	11	659	530	-0.74	2	0.34	3	SOUTH WALL
CERAMIC TILE	0.5	2	N/A	N/A	N/A	N/A	13	6	565	11	731	540	-0.74	2	-1.01	3	EAST WALL
CERAMIC TILE	0.5	1.5	N/A	N/A	N/A	N/A	3	6	623	11	840	570	2.26	2	4.39	3	NORTH WALL
CERAMIC TILE	2	2	N/A	N/A	N/A	N/A	10	6	568	11	700	530	0.76	2	3.04	3	WEST WALL

LB5100-W Low Background Counting System -- Smear Analysis

Date: 5/17/95
 Counting Unit id: 1
 Data file name: C:\LBXL\UNIT1\B01-239.XLD
 Batch Ended: 5/17/95 12:47
 Crosstalk Correction: Not Applied

Alpha activity action level (DPM): 20.00
 Beta activity action level (DPM): 200.00
 Certainty level for MDA and flags: 95.00%
 High Voltage Setting: 1410

Application Revision: 3
 Application Version: Standard

Batch ID: Blairsville 1-24A-5

Carrier	Alpha Activity				Beta Activity				Count time (min)	Alpha CPM	Beta CPM	Completion Date - Time
	DPM	σ	flags	MDA	DPM	σ	flags	MDA				
10	-0.738	1.50	<MDA	7.53	3.04	3.31	<MDA	12.28	2.00	-0.246	1.13	5/17/95 12:38
11	-0.738	1.50	<MDA	7.53	0.34	2.71	<MDA	12.28	2.00	-0.246	0.13	5/17/95 12:40
12	-0.738	1.50	<MDA	7.53	-1.01	2.35	<MDA	12.28	2.00	-0.246	-0.38	5/17/95 12:42
13	2.258	2.12	<AL	7.53	4.39	3.58	<AL	12.28	2.00	0.754	1.63	5/17/95 12:45
14	0.760	1.50	<MDA	7.53	3.04	3.31	<MDA	12.28	2.00	0.254	1.13	5/17/95 12:47

Alpha efficiency log file: th230ab Alpha Efficiency: 33.37% Alpha to Beta Crosstalk: 24.79% Alpha Background (CPM): 0.246428571 Alpha Correction Factor: 1.000
Beta efficiency log file: tc99ab Beta Efficiency: 37.06% Beta into Alpha Crosstalk: 0.03% Beta Background (CPM): 1.875 Beta Correction Factor: 1.000

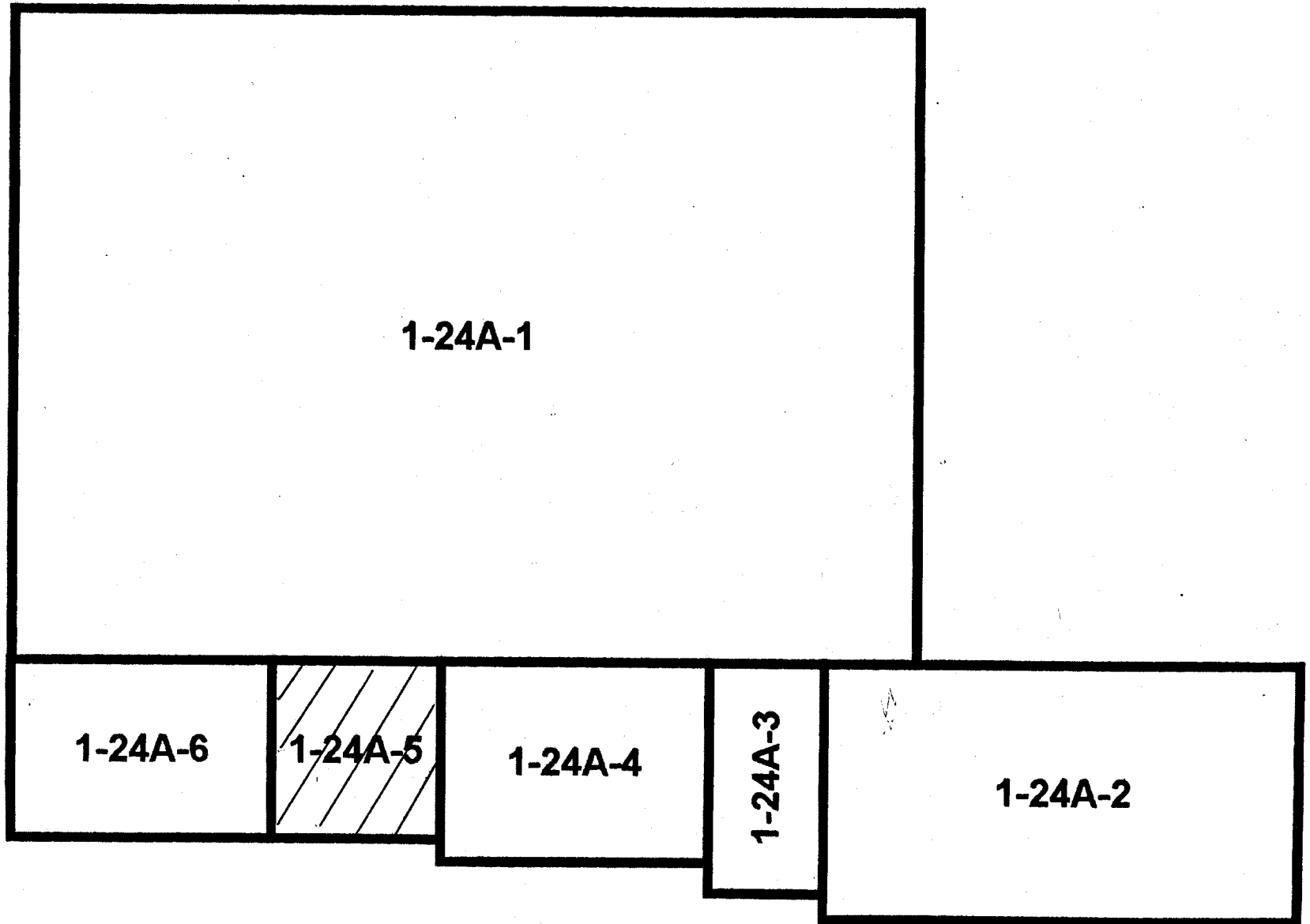
UNIT: 1-24A-5

SN: 01-239

DATE: 2-21-95

BY: CV/VT

UNIT 1-24A



Blairsville Point Survey Form #003

Survey Serial #:	01-240
Survey Section:	1
Survey Unit:	28
Survey Sub-unit:	3

Alpha Survey Instruments				
Inst. S/N	Inst. Code	Eff. %	Corr. Fac.	Bkg. CPM
1510	6	21.4	4.67	1


Beta Survey Instruments				
Inst. S/N	Inst. Code	Eff. %	Corr. Fac.	Bkg. CPM
1593	11	35.4	2.82	236

Gamma or Beta/Gamma Instruments			
Inst. S/N	Inst. Code	Bkg.	Detection Type

Classification:	4
Survey Type:	LOWER

Alpha Counting Instruments				
Inst. S/N	Inst. Code	Eff. %	Corr. Fac.	Bkg. CPM
13295	2	33.37	3.00	0.25

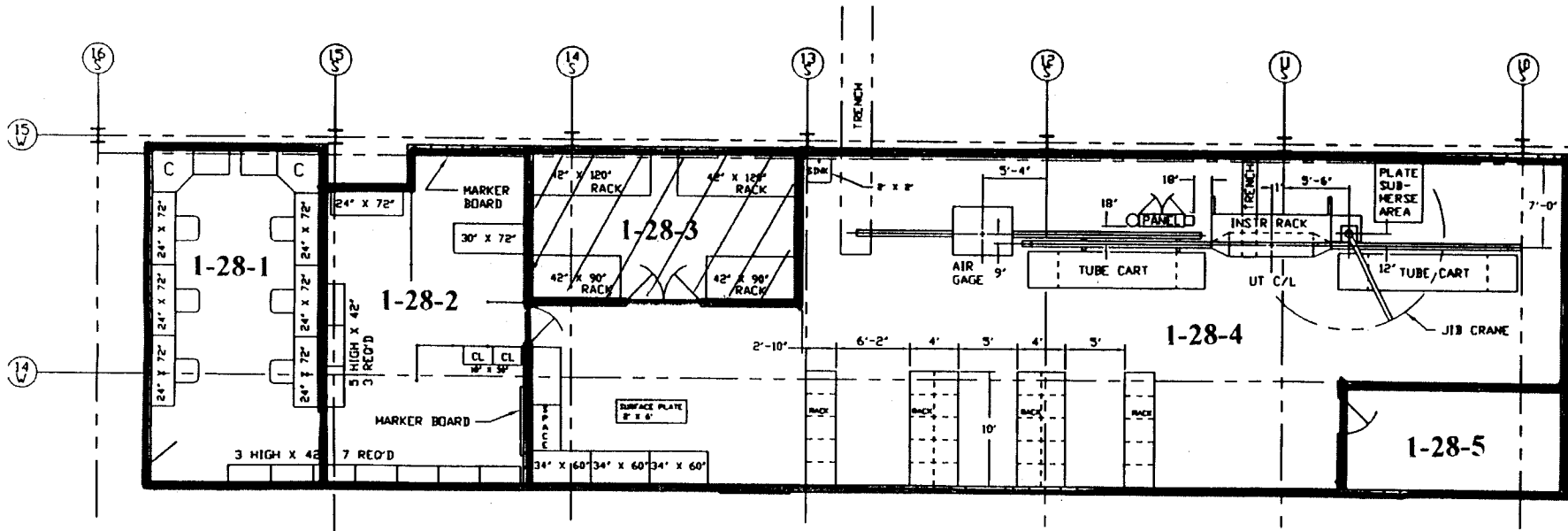
Beta Counting Instruments				
Inst. S/N	Inst. Code	Eff. %	Corr. Fac.	Bkg. CPM
13295	3	37.06	2.70	1.88

Surveyor:	V. TAYLOR/C. VERGARI
Signature:	

Surface Description	Coordinates		Gamma at 1m uR/hr	Gamma Inst. Code	Beta/Gamma Contact mR/hr	Beta/Gamma Code	Contact Gross 1 min. Count Alpha	Alpha Inst. Code	Contact Gross 1 min. Count Beta	Beta Inst. Code	Scan Contact Gross CPM		Removable DPM/100 cm2 Alpha	Alpha Count Code	Removable DPM/100 cm2 Beta	Beta Count Code	Comments
	X	Y									Max Beta	Avg Beta					
	PAINTED CONCRETE	1									1	N/A					
PAINTED CONCRETE	2	1.5	N/A	N/A	N/A	N/A	2	6	254	11	274	220	2.26	2	0.34	3	NORTH WALL
PAINTED CONCRETE	2	1.5	N/A	N/A	N/A	N/A	0	6	235	11	353	210	0.76	2	3.04	3	EAST WALL
PAINTED CONCRETE	5	1.5	N/A	N/A	N/A	N/A	1	6	239	11	321	210	0.76	2	-1.01	3	EAST WALL
PAINTED CONCRETE	1.5	0.5	N/A	N/A	N/A	N/A	2	6	287	11	316	220	2.26	2	1.69	3	SOUTH WALL

UNIT: 1-28-3
SN: 01-240
DATE: 2-21-95
BY: CVIT

MAIN BUILDING UNIT 1-28



LB5100-W Low Background Counting System -- Smear Analysis

Date: 5/17/95
 Counting Unit id: 1
 Data file name: C:\LBXLUNIT1\B01-240.XLD
 Batch Ended: 5/17/95 12:58
 Crosstalk Correction: Not Applied

Alpha activity action level (DPM): 20.00
 Beta activity action level (DPM): 200.00
 Certainty level for MDA and flags: 95.00%
 High Voltage Setting: 1410

Application Revision: 3
 Application Version: Standard

Batch ID: Blairsville 1-28-3

Carrier	Alpha Activity				Beta Activity				Count time (min)	Alpha CPM	Beta CPM	Completion Date - Time
	DPM	σ	flags	MDA	DPM	σ	flags	MDA				
15	0.760	1.50	<MDA	7.53	3.04	3.31	<MDA	12.28	2.00	0.254	1.13	5/17/95 12:49
16	2.258	2.12	<AL	7.53	0.34	2.71	<MDA	12.28	2.00	0.754	0.13	5/17/95 12:51
17	0.760	1.50	<MDA	7.53	3.04	3.31	<MDA	12.28	2.00	0.254	1.13	5/17/95 12:54
18	0.760	1.50	<MDA	7.53	-1.01	2.35	<MDA	12.28	2.00	0.254	-0.38	5/17/95 12:56
19	2.258	2.12	<AL	7.53	1.69	3.03	<MDA	12.28	2.00	0.754	0.63	5/17/95 12:58

Alpha efficiency log file: th230ab Alpha Efficiency: 33.37% Alpha to Beta Crosstalk: 24.79% Alpha Background (CPM): 0.246428571 Alpha Correction Factor: 1.000
Beta efficiency log file: tc99ab Beta Efficiency: 37.06% Beta into Alpha Crosstalk: 0.03% Beta Background (CPM): 1.875 Beta Correction Factor: 1.000

Blairsville Point Survey Form #003

Survey Serial #:	01-241
Survey Section:	1
Survey Unit:	28
Survey Sub-unit:	2

Alpha Survey Instruments				
Inst. S/N	Inst. Code	Eff. %	Corr. Fac.	Bkg. CPM
1510	6	21.4	4.67	0

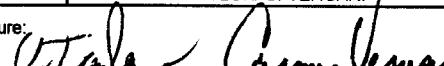
Beta Survey Instruments				
Inst. S/N	Inst. Code	Eff. %	Corr. Fac.	Bkg. CPM
1593	11	35.4	2.82	181

Gamma or Beta/Gamma Instruments			
Inst. S/N	Inst. Code	Bkg.	Detection Type

Classification:	4
Survey Type:	LOWER
Survey Date:	2/21/95
Count Date:	5/17/95

Alpha Counting Instruments				
Inst. S/N	Inst. Code	Eff. %	Corr. Fac.	Bkg. CPM
13295	2	33.37	3.00	0.25

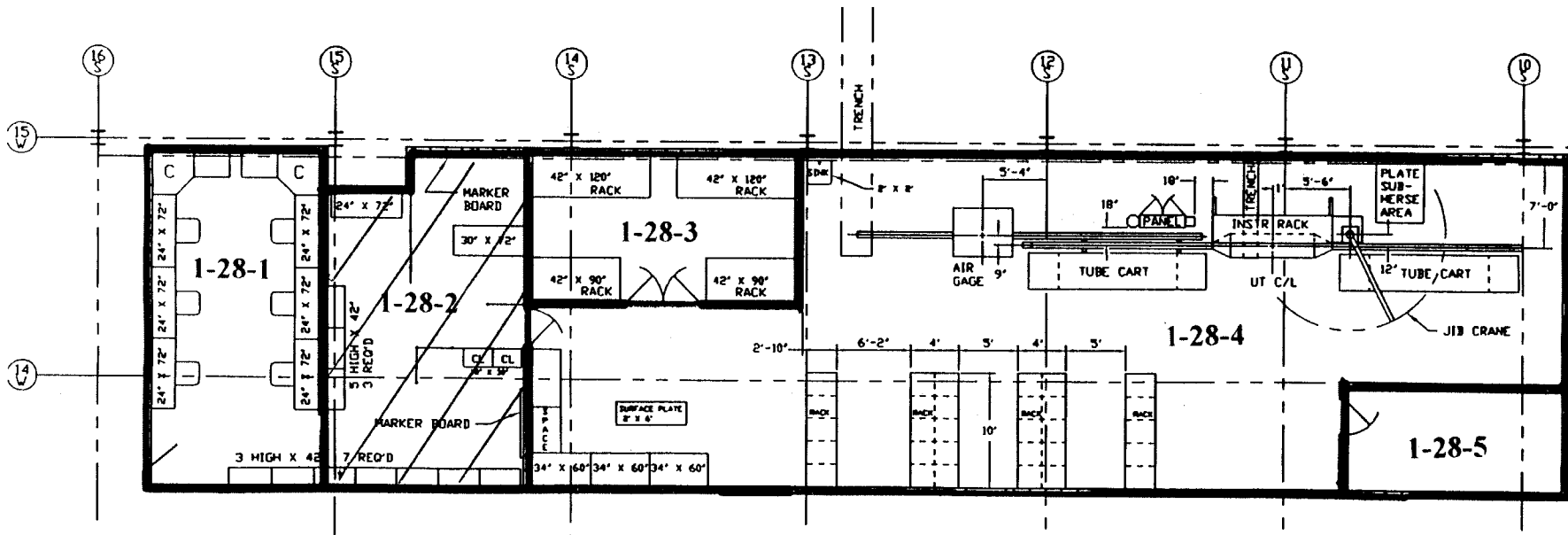
Beta Counting Instruments				
Inst. S/N	Inst. Code	Eff. %	Corr. Fac.	Bkg. CPM
13295	3	37.06	2.70	1.88

Surveyor:	V. TAYLOR/ C. VERGARI
Signature:	

Surface Description	Coordinates		Gamma at 1m uR/hr	Gamma Inst. Code	Beta/Gamma Contact mR/hr	Beta/Gamma Code	Contact Gross 1 min. Count Alpha	Alpha Inst. Code	Contact Gross 1 min. Count Beta	Beta Inst. Code	Scan Contact Gross CPM		Removable DPM/100 cm2 Alpha	Alpha Count Code	Removable DPM/100 cm2 Beta	Beta Count Code	Comments
	X	Y									Max Beta	Avg Beta					
	PAINTED CONCRETE	2									1.5	N/A					
PAINTED CONCRETE	5.7	0.5	N/A	N/A	N/A	N/A	3	6	246	11	428	240	0.76	2	1.69	3	NORTH WALL
PAINTED CONCRETE	2.5	1.5	N/A	N/A	N/A	N/A	1	6	253	11	273	190	-0.74	2	-1.01	3	EAST WALL
PAINTED CONCRETE	1	2	N/A	N/A	N/A	N/A	1	6	223	11	280	210	0.76	2	3.04	3	WEST WALL

UNIT: 1-28-2
SN: 01-241
DATE: 2-21-95
BY: CV/PT

MAIN BUILDING UNIT 1-28



LB5100-W Low Background Counting System – Smear Analysis

Date: 5/17/95
 Counting Unit id: 1
 Data file name: C:\LBXL\UNIT1\B01-241.XLD
 Batch Ended: 5/17/95 13:07
 Crosstalk Correction: Not Applied

Alpha activity action level (DPM): 20.00
 Beta activity action level (DPM): 200.00
 Certainty level for MDA and flags: 95.00%
 High Voltage Setting: 1410

Application Revision: 3
 Application Version: Standard

Batch ID: Blairsville 1-28-2

Carrier	Alpha Activity				Beta Activity				Count time (min)	Alpha CPM	Beta CPM	Completion Date - Time
	DPM	σ	flags	MDA	DPM	σ	flags	MDA				
20	0.760	1.50	<MDA	7.53	-2.36	1.92	<MDA	12.28	2.00	0.254	-0.88	5/17/95 13:00
21	0.760	1.50	<MDA	7.53	1.69	3.03	<MDA	12.28	2.00	0.254	0.63	5/17/95 13:02
22	-0.738	1.50	<MDA	7.53	-1.01	2.35	<MDA	12.28	2.00	-0.246	-0.38	5/17/95 13:05
23	0.760	1.50	<MDA	7.53	3.04	3.31	<MDA	12.28	2.00	0.254	1.13	5/17/95 13:07

Alpha efficiency log file: th230ab Alpha Efficiency: 33.37% Alpha to Beta Crosstalk: 24.79% Alpha Background (CPM): 0.246428571 Alpha Correction Factor: 1.000
Beta efficiency log file: tc99ab Beta Efficiency: 37.06% Beta into Alpha Crosstalk: 0.03% Beta Background (CPM): 1.875 Beta Correction Factor: 1.000

Blairsville Point Survey Form #003

Survey Serial #:	01-242
Survey Section:	1
Survey Unit:	28
Survey Sub-unit:	1

Alpha Survey Instruments				
Inst. S/N	Inst. Code	Eff. %	Corr. Fac.	Bkg. CPM
1510	6	21.4	4.67	0


Beta Survey Instruments				
Inst. S/N	Inst. Code	Eff. %	Corr. Fac.	Bkg. CPM
1593	11	35.4	2.82	181

Gamma or Beta/Gamma Instruments			
Inst. S/N	Inst. Code	Bkg.	Detection Type

Classification:	4
Survey Type:	LOWER

Alpha Counting Instruments				
Inst. S/N	Inst. Code	Eff. %	Corr. Fac.	Bkg. CPM
13295	2	33.37	3.00	0.25

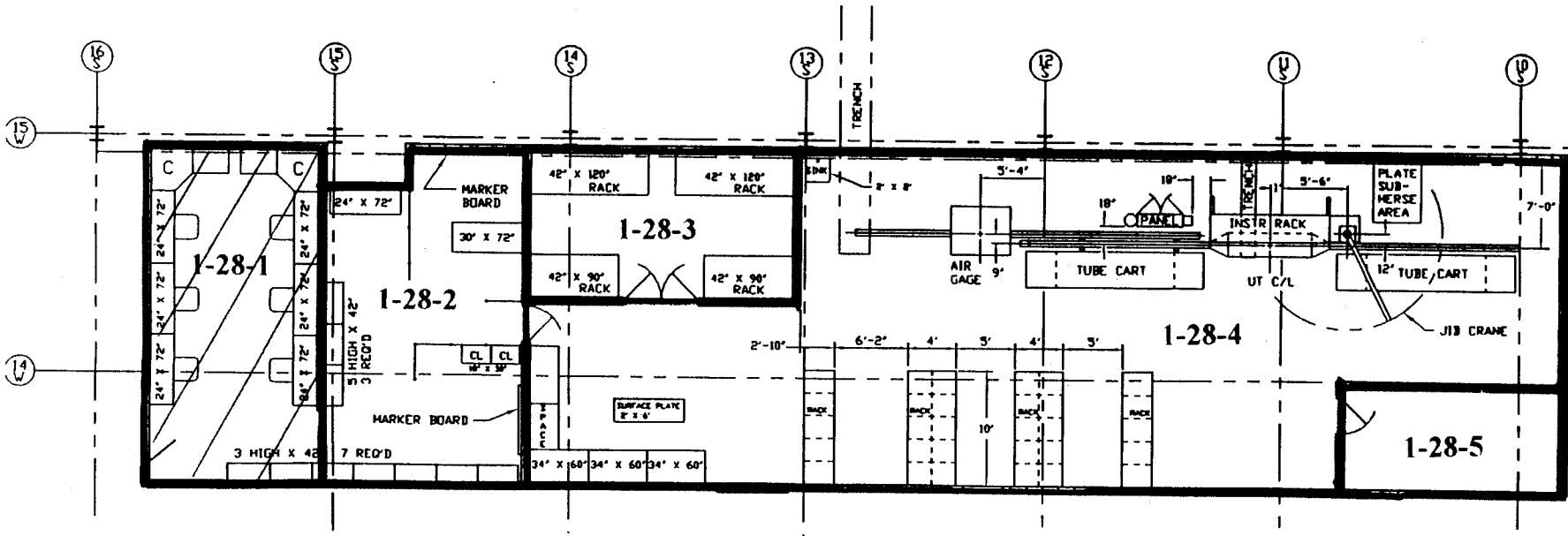
Beta Counting Instruments				
Inst. S/N	Inst. Code	Eff. %	Corr. Fac.	Bkg. CPM
13295	3	37.06	2.70	1.88

Surveyor:	V. TAYLOR/ C. VERGARI
Signature:	

Surface Description	Coordinates		Gamma at 1m uR/hr	Gamma Inst. Code	Beta/Gamma Contact mR/hr	Beta/Gamma Code	Contact Gross 1 min. Count Alpha	Alpha Inst. Code	Contact Gross 1 min. Count Beta	Beta Inst. Code	Scan Contact Gross CPM		Removable DPM/100 cm2 Alpha	Alpha Count Code	Removable DPM/100 cm2 Beta	Beta Count Code	Comments
	X	Y									Max Beta	Avg Beta					
PAINTED CONCRETE	3	1	N/A	N/A	N/A	N/A	1	6	250	11	292	240	-0.74	2	-2.36	3	EAST WALL
PAINTED CONCRETE	0.5	1.5	N/A	N/A	N/A	N/A	2	6	247	11	319	230	0.75	2	-2.36	3	WEST WALL
PAINTED CONCRETE	3.5	2	N/A	N/A	N/A	N/A	3	6	247	11	247	200	-0.74	2	0.34	3	NORTH WALL

UNIT: 1-28-1
SN: 01242
DATE: 2-21-95
BY: VT/CV

MAIN BUILDING UNIT 1-28



LB5100-W Low Background Counting System -- Smear Analysis

Date: 5/17/95
 Counting Unit id: 1
 Data file name: C:\LBXL\UNIT1\B01-242.XLD
 Batch Ended: 5/17/95 13:13
 Crosstalk Correction: Not Applied

Alpha activity action level (DPM): 20.00
 Beta activity action level (DPM): 200.00
 Certainty level for MDA and flags: 95.00%
 High Voltage Setting: 1410

Application Revision: 3
 Application Version: Standard

Batch ID: Blairsville 1-28-1

Carrier	Alpha Activity				Beta Activity				Count time (min)	Alpha CPM	Beta CPM	Completion Date - Time
	DPM	σ	flags	MDA	DPM	σ	flags	MDA				
24	-0.738	1.50	<MDA	7.53	-2.36	1.92	<MDA	12.28	2.00	-0.246	-0.88	5/17/95 13:09
25	0.760	1.50	<MDA	7.53	-2.36	1.92	<MDA	12.28	2.00	0.254	-0.88	5/17/95 13:11
26	-0.738	1.50	<MDA	7.53	0.34	2.71	<MDA	12.28	2.00	-0.246	0.13	5/17/95 13:13

Alpha efficiency log file: th230ab Alpha Efficiency: 33.37% Alpha to Beta Crosstalk: 24.79% Alpha Background (CPM): 0.246428571 Alpha Correction Factor: 1.000
Beta efficiency log file: tc99ab Beta Efficiency: 37.06% Beta into Alpha Crosstalk: 0.03% Beta Background (CPM): 1.875 Beta Correction Factor: 1.000

Blairsville Point survey Form #003

Survey Serial #:	01-243
Survey Section:	1
Survey Unit:	39
Survey Sub-unit:	1

Alpha Survey Instruments				
Inst. S/N	Inst. Code	Eff. %	Corr. Fac.	Bkg. CPM
1510	6	21.4	4.67	3


Beta Survey Instruments				
Inst. S/N	Inst. Code	Eff. %	Corr. Fac.	Bkg. CPM
1593	11	35.4	2.82	215

Gamma or Beta/Gamma Instruments			
Inst. S/N	Inst. Code	Bkg.	Detection Type

Classification:	4
Survey Type:	LOWER

Alpha Counting Instruments				
Inst. S/N	Inst. Code	Eff. %	Corr. Fac.	Bkg. CPM
13295	2	33.37	3.00	0.25

Beta Counting Instruments				
Inst. S/N	Inst. Code	Eff. %	Corr. Fac.	Bkg. CPM
13295	3	37.06	2.70	1.88

Surveyor:	V. TAYLOR/ C. VERGARI
Signature:	

Surface Description	Coordinates		Gamma at 1m uR/hr	Gamma Inst. Code	Beta/Gamma Contact mR/hr	Beta/Gamma Code	Contact Gross 1 min. Count Alpha	Alpha Inst. Code	Contact Gross 1 min. Count Beta	Beta Inst. Code	Scan Contact Gross CPM		Removable DPM/100 cm2 Alpha	Alpha Count Code	Removable DPM/100 cm2 Beta	Beta Count Code	Comments
	X	Y									Max Beta	Avg Beta					
	PAINTED BLOCK	1									0.5	N/A					
PAINTED BLOCK	3	1	N/A	N/A	N/A	N/A	5	6	221	11	222	190	0.76	2	-3.71	3	NORTH WALL
PAINTED BLOCK	5	1.5	N/A	N/A	N/A	N/A	1	6	211	11	248	180	0.76	2	-2.36	3	NORTH WALL
PAINTED BLOCK	7	1	N/A	N/A	N/A	N/A	2	6	200	11	275	190	-0.74	2	0.34	3	NORTH WALL
PAINTED BLOCK	9	0.5	N/A	N/A	N/A	N/A	3	6	198	11	314	210	-0.74	2	0.34	3	NORTH WALL
PAINTED BLOCK	11	1.5	N/A	N/A	N/A	N/A	3	6	206	11	281	190	2.26	2	-3.71	3	NORTH WALL
PAINTED BLOCK	12.5	0.5	N/A	N/A	N/A	N/A	2	6	166	11	261	150	-0.74	2	-5.06	3	NORTH WALL
PAINTED BLOCK	2	0.5	N/A	N/A	N/A	N/A	0	6	193	11	301	180	0.76	2	0.34	3	SOUTH WALL
PAINTED BLOCK	4	1.5	N/A	N/A	N/A	N/A	2	6	203	11	245	160	-0.74	2	-2.36	3	SOUTH WALL
PAINTED BLOCK	6	0.5	N/A	N/A	N/A	N/A	2	6	176	11	280	200	-0.74	2	0.34	3	SOUTH WALL
PAINTED BLOCK	8	1.5	N/A	N/A	N/A	N/A	0	6	177	11	346	150	-0.74	2	1.69	3	SOUTH WALL
PAINTED BLOCK	9.5	0.5	N/A	N/A	N/A	N/A	3	6	212	11	270	210	-0.74	2	-2.36	3	SOUTH WALL
PAINTED BLOCK	13	0.5	N/A	N/A	N/A	N/A	2	6	214	11	303	200	0.76	2	0.34	3	SOUTH WALL
PAINTED BLOCK	1	0.5	N/A	N/A	N/A	N/A	0	6	190	11	263	160	-0.74	2	-5.06	3	WEST WALL
PAINTED BLOCK	4	1	N/A	N/A	N/A	N/A	1	6	205	11	284	180	-0.74	2	3.04	3	WEST WALL
PAINTED BLOCK	6	1.5	N/A	N/A	N/A	N/A	2	6	168	11	235	140	2.26	2	4.39	3	WEST WALL
PAINTED BLOCK	8	1	N/A	N/A	N/A	N/A	1	6	143	11	252	150	-0.74	2	-3.71	3	WEST WALL
PAINTED BLOCK	13	1	N/A	N/A	N/A	N/A	1	6	165	11	240	170	-0.74	2	1.69	3	WEST WALL
PAINTED BLOCK	14	0.5	N/A	N/A	N/A	N/A	1	6	189	11	313	190	-0.74	2	0.34	3	WEST WALL
PAINTED BLOCK	17	1	N/A	N/A	N/A	N/A	3	6	186	11	322	200	-0.74	2	8.43	3	WEST WALL
PAINTED BLOCK	18	1.5	N/A	N/A	N/A	N/A	8	6	215	11	296	200	0.76	2	3.04	3	WEST WALL
PAINTED BLOCK	20	2	N/A	N/A	N/A	N/A	1	6	169	11	209	150	0.76	2	-3.71	3	WEST WALL
PAINTED BLOCK	24.5	1.5	N/A	N/A	N/A	N/A	1	6	177	11	242	180	2.26	2	0.34	3	WEST WALL

Blairsville Point Survey Form #003

Survey Serial #:	01-243
Survey Section:	1
Survey Unit:	39
Survey Sub-unit:	1

Alpha Survey Instruments				
Inst. S/N	Inst. Code	Eff. %	Corr. Fac.	Bkg. CPM
1510	6	21.4	4.67	3

Beta Survey Instruments				
Inst. S/N	Inst. Code	Eff. %	Corr. Fac.	Bkg. CPM
1593	11	35.4	2.82	215

Gamma or Beta/Gamma Instruments			
Inst. S/N	Inst. Code	Bkg.	Detection Type

Classification:	4
Survey Type:	LOWER
Survey Date:	2/21/95
Count Date:	5/17/95

Alpha Counting Instruments				
Inst. S/N	Inst. Code	Eff. %	Corr. Fac.	Bkg. CPM
13295	2	33.37	3.00	0.25

Beta Counting Instruments				
Inst. S/N	Inst. Code	Eff. %	Corr. Fac.	Bkg. CPM
13295	3	37.06	2.70	1.88

Surveyor:	V. TAYLOR/ C. VERGARI
Signature:	<i>V. Taylor / Carmen Vergari</i>

Surface Description	Coordinates		Gamma at 1m uR/hr	Gamma Inst. Code	Beta/Gamma Contact mR/hr	Beta/Gamma Code	Contact Gross 1 min. Count Alpha	Alpha Inst. Code	Contact Gross 1 min. Count Beta	Beta Inst. Code	Scan Contact Gross CPM		Removable DPM/100 cm2 Alpha	Alpha Count Code	Removable DPM/100 cm2 Beta	Beta Count Code	Comments
	X	Y									Max Beta	Avg Beta					
PAINTED BLOCK	27.6	0.5	N/A	N/A	N/A	N/A	2	6	137	11	420	160	0.76	2	-3.71	3	WEST WALL

LB5100-W Low Background Counting System -- Smear Analysis

Date: 5/18/95
 Counting Unit id: 1
 Data file name: C:\LBXL\UNIT1\B01-243.XLD
 Batch Ended: 5/17/95 14:32
 Crosstalk Correction: Not Applied

Alpha activity action level (DPM): 20.00
 Beta activity action level (DPM): 200.00
 Certainty level for MDA and flags: 95.00%
 High Voltage Setting: 1410

Application Revision: 3
 Application Version: Standard

Alpha efficiency log file: th230ab
 Alpha Efficiency: 33.37%
 Alpha to Beta Crosstalk: 24.79%
 Alpha Background (CPM): 0.246428571
 Alpha Correction Factor: 1.000

Beta efficiency log file: tc99ab
 Beta Efficiency: 37.06%
 Beta into Alpha Crosstalk: 0.03%
 Beta Background (CPM): 1.875
 Beta Correction Factor: 1.000

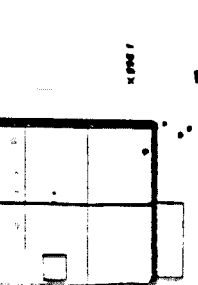
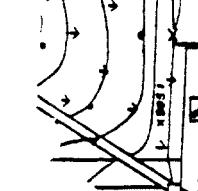
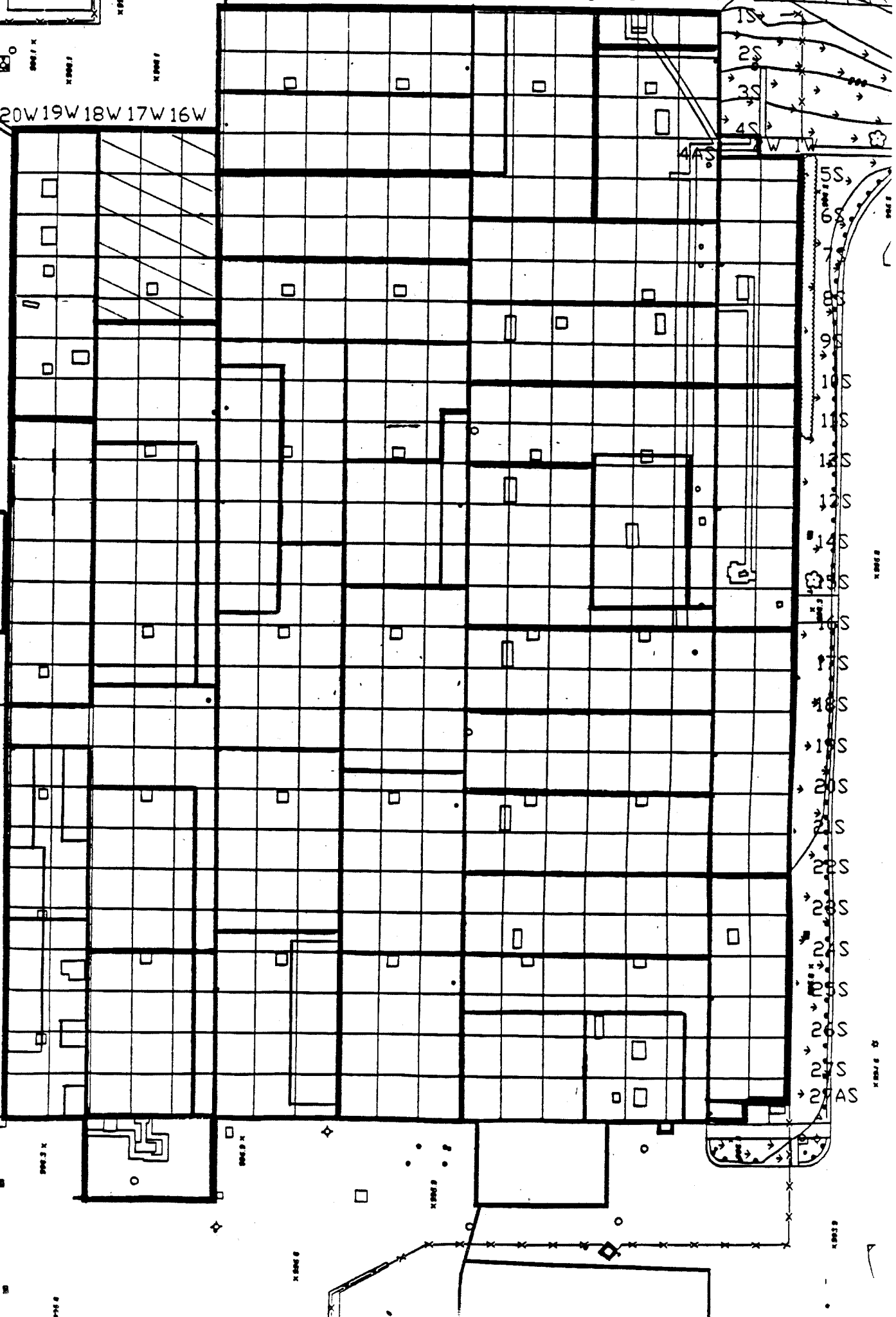
Batch ID: Blairsville 1-39-1

Carrier	Alpha Activity				Beta Activity				Count time (min)	Alpha CPM	Beta CPM	Completion Date - Time
	DPM	σ	flags	MDA	DPM	σ	flags	MDA				
1	-0.738	1.50	<MDA	7.53	0.34	2.71	<MDA	12.28	2.00	-0.246	0.13	5/17/95 13:42
2	0.760	1.50	<MDA	7.53	-3.71	1.37	<MDA	12.28	2.00	0.254	-1.38	5/17/95 13:44
3	0.760	1.50	<MDA	7.53	-2.36	1.92	<MDA	12.28	2.00	0.254	-0.88	5/17/95 13:46
4	-0.738	1.50	<MDA	7.53	0.34	2.71	<MDA	12.28	2.00	-0.246	0.13	5/17/95 13:49
5	-0.738	1.50	<MDA	7.53	0.34	2.71	<MDA	12.28	2.00	-0.246	0.13	5/17/95 13:51
6	2.258	2.12	<AL	7.53	-3.71	1.37	<MDA	12.28	2.00	0.754	-1.38	5/17/95 13:53
7	-0.738	1.50	<MDA	7.53	-5.06	1.37	<MDA	12.28	2.00	-0.246	-1.88	5/17/95 13:55
8	0.760	1.50	<MDA	7.53	0.34	2.71	<MDA	12.28	2.00	0.254	0.13	5/17/95 13:57
9	-0.738	1.50	<MDA	7.53	-2.36	1.92	<MDA	12.28	2.00	-0.246	-0.88	5/17/95 13:59
10	-0.738	1.50	<MDA	7.53	0.34	2.71	<MDA	12.28	2.00	-0.246	0.13	5/17/95 14:02
11	-0.738	1.50	<MDA	7.53	1.69	3.03	<MDA	12.28	2.00	-0.246	0.63	5/17/95 14:04
12	-0.738	1.50	<MDA	7.53	-2.36	1.92	<MDA	12.28	2.00	-0.246	-0.88	5/17/95 14:06
13	0.760	1.50	<MDA	7.53	0.34	2.71	<MDA	12.28	2.00	0.254	0.13	5/17/95 14:08
14	-0.738	1.50	<MDA	7.53	-5.06	1.37	<MDA	12.28	2.00	-0.246	-1.88	5/17/95 14:11
15	-0.738	1.50	<MDA	7.53	3.04	3.31	<MDA	12.28	2.00	-0.246	1.13	5/17/95 14:13
16	2.258	2.12	<AL	7.53	4.39	3.58	<AL	12.28	2.00	0.754	1.63	5/17/95 14:15
17	-0.738	1.50	<MDA	7.53	-3.71	1.37	<MDA	12.28	2.00	-0.246	-1.38	5/17/95 14:17
18	-0.738	1.50	<MDA	7.53	1.69	3.03	<MDA	12.28	2.00	-0.246	0.63	5/17/95 14:19
19	-0.738	1.50	<MDA	7.53	0.34	2.71	<MDA	12.28	2.00	-0.246	0.13	5/17/95 14:21
20	-0.738	1.50	<MDA	7.53	8.43	4.28	<AL	12.28	2.00	-0.246	3.13	5/17/95 14:24
21	0.760	1.50	<MDA	7.53	3.04	3.31	<MDA	12.28	2.00	0.254	1.13	5/17/95 14:26
22	0.760	1.50	<MDA	7.53	-3.71	1.37	<MDA	12.28	2.00	0.254	-1.38	5/17/95 14:28
23	2.258	2.12	<AL	7.53	0.34	2.71	<MDA	12.28	2.00	0.754	0.13	5/17/95 14:30
24	0.760	1.50	<MDA	7.53	-3.71	1.37	<MDA	12.28	2.00	0.254	-1.38	5/17/95 14:32

15W 14W 13W 12W 11W 10W 9W 8W 7W 6W 5W 4W 3W

20W 19W 18W 17W 16W

UNIT 1-1-57-1
S.N.: 01-243
DATE: 2-22-95
BY: C. W. J.



1S
2S
3S
4S
5S
6S
7S
8S
9S
10S
11S
12S
13S
14S
15S
16S
17S
18S
19S
20S
21S
22S
23S
24S
25S
26S
27S
28S
29AS

Blairsville Point Survey Form #003

Survey Serial #:	01-244
Survey Section:	1
Survey Unit:	38
Survey Sub-unit:	1

Alpha Survey Instruments				
Inst. S/N	Inst. Code	Eff. %	Corr. Fac.	Bkg. CPM
1510	6	21.4	4.67	2


Beta Survey Instruments				
Inst. S/N	Inst. Code	Eff. %	Corr. Fac.	Bkg. CPM
1593	11	35.4	2.82	301

Gamma or Beta/Gamma Instruments			
Inst. S/N	Inst. Code	Bkg.	Detection Type

Classification:	4
Survey Type:	LOWER

Alpha Counting Instruments				
Inst. S/N	Inst. Code	Eff. %	Corr. Fac.	Bkg. CPM
13295	2	33.37	3.00	0.25

Beta Counting Instruments				
Inst. S/N	Inst. Code	Eff. %	Corr. Fac.	Bkg. CPM
13295	3	37.06	2.70	1.88

Surveyor:	V. TAYLOR/ C. VERGARI
Signature:	

Surface Description	Coordinates		Gamma at 1m uR/hr	Gamma Inst. Code	Beta/Gamma Contact mR/hr	Beta/Gamma Code	Contact Gross 1 min. Count Alpha	Alpha Inst. Code	Contact Gross 1 min. Count Beta	Beta Inst. Code	Scan Contact Gross CPM		Removable DPM/100 cm2 Alpha	Alpha Count Code	Removable DPM/100 cm2 Beta	Beta Count Code	Comments
	X	Y									Max Beta	Avg Beta					
	PAINTE	8									0.5	N/A					
PAINTE	10	0.5	N/A	N/A	N/A	N/A	3	6	281	11	404	280	2.26	2	-3.71	3	SOUTH WALL
PAINTE	12	0.5	N/A	N/A	N/A	N/A	0	6	301	11	423	310	-0.74	2	0.34	3	SOUTH WALL
PAINTE	0.3	0.5	N/A	N/A	N/A	N/A	2	6	191	11	318	200	-0.74	2	1.69	3	WEST WALL
PAINTE	3	1	N/A	N/A	N/A	N/A	0	6	216	11	369	220	0.76	2	-2.36	3	WEST WALL
PAINTE	4	1.5	N/A	N/A	N/A	N/A	4	6	200	11	317	190	-0.74	2	-1.01	3	WEST WALL
PAINTE	8	0.5	N/A	N/A	N/A	N/A	2	6	206	11	340	160	-0.74	2	-1.01	3	WEST WALL
PAINTE	10	1	N/A	N/A	N/A	N/A	3	6	209	11	260	170	-0.74	2	-1.01	3	WEST WALL
PAINTE	12	1.5	N/A	N/A	N/A	N/A	1	6	204	11	311	180	-0.74	2	1.69	3	WEST WALL
PAINTE	14	1	N/A	N/A	N/A	N/A	3	6	211	11	355	190	-0.74	2	-1.01	3	WEST WALL
PAINTE	15	0.5	N/A	N/A	N/A	N/A	1	6	188	11	286	170	0.76	2	1.69	3	WEST WALL
PAINTE	2	1.5	N/A	N/A	N/A	N/A	1	6	237	11	313	210	-0.74	2	-2.36	3	NORTH WALL
PAINTE	5	0.5	N/A	N/A	N/A	N/A	0	6	232	11	285	220	-0.74	2	-1.01	3	NORTH WALL
PAINTE	7	1	N/A	N/A	N/A	N/A	0	6	290	11	347	250	0.76	2	5.73	3	NORTH WALL
PAINTE	9	1	N/A	N/A	N/A	N/A	2	6	189	11	303	210	-0.74	2	1.69	3	NORTH WALL
PAINTE	13	0.5	N/A	N/A	N/A	N/A	2	6	230	11	394	250	-0.74	2	-1.01	3	NORTH WALL
PAINTE	2	1	N/A	N/A	N/A	N/A	5	6	225	11	293	210	-0.74	2	0.34	3	WEST WALL
PAINTE	10	0.5	N/A	N/A	N/A	N/A	1	6	219	11	289	190	0.76	2	-2.36	3	WEST WALL
PAINTE	22	1	N/A	N/A	N/A	N/A	3	6	268	11	306	240	2.26	2	1.69	3	WEST WALL
PAINTE	35	1	N/A	N/A	N/A	N/A	1	6	237	11	293	210	0.76	2	4.39	3	WEST WALL

LB5100-W Low Background Counting System – Smear Analysis

Date: 5/18/95
 Counting Unit id: 1
 Data file name: C:\LBXLU\UNIT1\B01-244.XLD
 Batch Ended: 5/17/95 15:16
 Crosstalk Correction: Not Applied

Alpha activity action level (DPM): 20.00
 Beta activity action level (DPM): 200.00
 Certainty level for MDA and flags: 95.00%
 High Voltage Setting: 1410

Application Revision: 3
 Application Version: Standard

Batch ID: Blairsville 1-38-1

Alpha efficiency log file: th230ab
 Alpha Efficiency: 33.37%
 Alpha to Beta Crosstalk: 24.79%
 Alpha Background (CPM): 0.246428571
 Alpha Correction Factor: 1.000

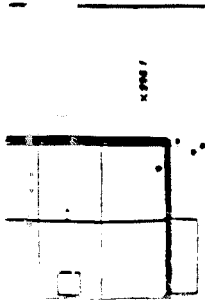

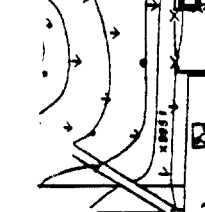
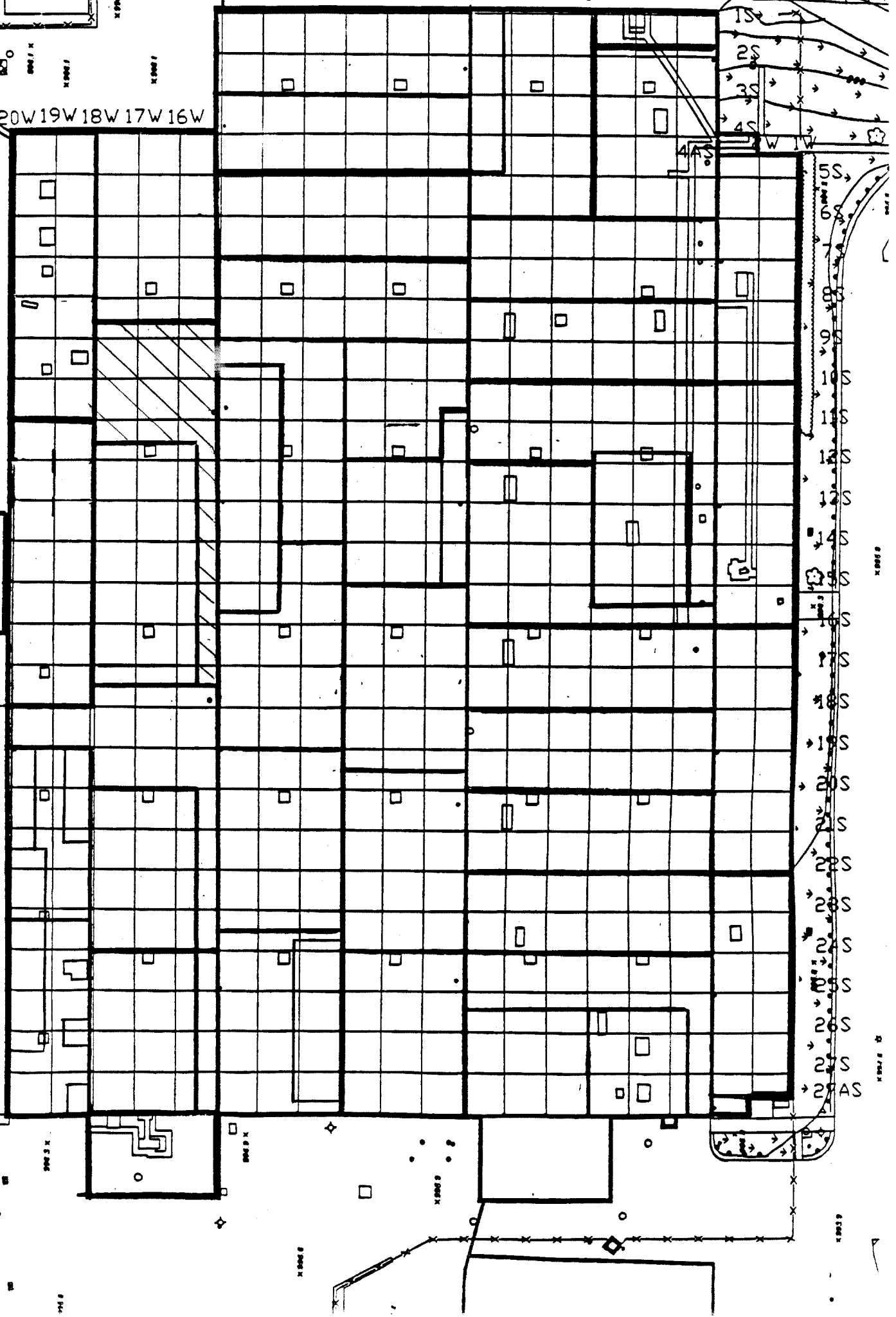
Beta efficiency log file: tc99ab
 Beta Efficiency: 37.06%
 Beta into Alpha Crosstalk: 0.03%
 Beta Background (CPM): 1.875
 Beta Correction Factor: 1.000

Carrier	Alpha Activity				Beta Activity				Count time (min)	Alpha CPM	Beta CPM	Completion Date - Time
	DPM	σ	flags	MDA	DPM	σ	flags	MDA				
25	2.258	2.12	<AL	7.53	-3.71	1.37	<MDA	12.28	2.00	0.754	-1.38	5/17/95 14:35
26	2.258	2.12	<AL	7.53	-3.71	1.37	<MDA	12.28	2.00	0.754	-1.38	5/17/95 14:37
27	-0.738	1.50	<MDA	7.53	0.34	2.71	<MDA	12.28	2.00	-0.246	0.13	5/17/95 14:39
28	-0.738	1.50	<MDA	7.53	1.69	3.03	<MDA	12.28	2.00	-0.246	0.63	5/17/95 14:41
29	0.760	1.50	<MDA	7.53	-2.36	1.92	<MDA	12.28	2.00	0.254	-0.88	5/17/95 14:44
30	-0.738	1.50	<MDA	7.53	-1.01	2.35	<MDA	12.28	2.00	-0.246	-0.38	5/17/95 14:46
31	-0.738	1.50	<MDA	7.53	-1.01	2.35	<MDA	12.28	2.00	-0.246	-0.38	5/17/95 14:48
32	-0.738	1.50	<MDA	7.53	-1.01	2.35	<MDA	12.28	2.00	-0.246	-0.38	5/17/95 14:50
33	-0.738	1.50	<MDA	7.53	1.69	3.03	<MDA	12.28	2.00	-0.246	0.63	5/17/95 14:52
34	-0.738	1.50	<MDA	7.53	-1.01	2.35	<MDA	12.28	2.00	-0.246	-0.38	5/17/95 14:54
35	0.760	1.50	<MDA	7.53	1.69	3.03	<MDA	12.28	2.00	0.254	0.63	5/17/95 14:57
36	-0.738	1.50	<MDA	7.53	-2.36	1.92	<MDA	12.28	2.00	-0.246	-0.88	5/17/95 14:59
37	-0.738	1.50	<MDA	7.53	-1.01	2.35	<MDA	12.28	2.00	-0.246	-0.38	5/17/95 15:01
38	0.760	1.50	<MDA	7.53	5.73	3.83	<AL	12.28	2.00	0.254	2.13	5/17/95 15:03
39	-0.738	1.50	<MDA	7.53	1.69	3.03	<MDA	12.28	2.00	-0.246	0.63	5/17/95 15:05
40	-0.738	1.50	<MDA	7.53	-1.01	2.35	<MDA	12.28	2.00	-0.246	-0.38	5/17/95 15:08
41	-0.738	1.50	<MDA	7.53	0.34	2.71	<MDA	12.28	2.00	-0.246	0.13	5/17/95 15:10
42	0.760	1.50	<MDA	7.53	-2.36	1.92	<MDA	12.28	2.00	0.254	-0.88	5/17/95 15:12
43	2.258	2.12	<AL	7.53	1.69	3.03	<MDA	12.28	2.00	0.754	0.63	5/17/95 15:14
44	0.760	1.50	<MDA	7.53	4.39	3.58	<AL	12.28	2.00	0.254	1.63	5/17/95 15:16

15W 14W 13W 12W 11W 10W 9W 8W 7W 6W 5W 4W 3W

20W 19W 18W 17W 16W

UNITS: 1-38-1
S/N: 01-244
DATE: 2-23-95
BY: C. H. H. T.



Blairsville Point Survey Form #003

Survey Serial #:	01-245
Survey Section:	1
Survey Unit:	37
Survey Sub-unit:	1

Alpha Survey Instruments				
Inst. S/N	Inst. Code	Eff. %	Corr. Fac.	Bkg. CPM
1510	6	21.4	4.67	0

Beta Survey Instruments				
Inst. S/N	Inst. Code	Eff. %	Corr. Fac.	Bkg. CPM
1593	11	35.4	2.82	219

Gamma or Beta/Gamma Instruments			
Inst. S/N	Inst. Code	Bkg.	Detection Type

Classification:	4
Survey Type:	LOWER

Alpha Counting Instruments				
Inst. S/N	Inst. Code	Eff. %	Corr. Fac.	Bkg. CPM
13295	2	33.37	3.00	0.25

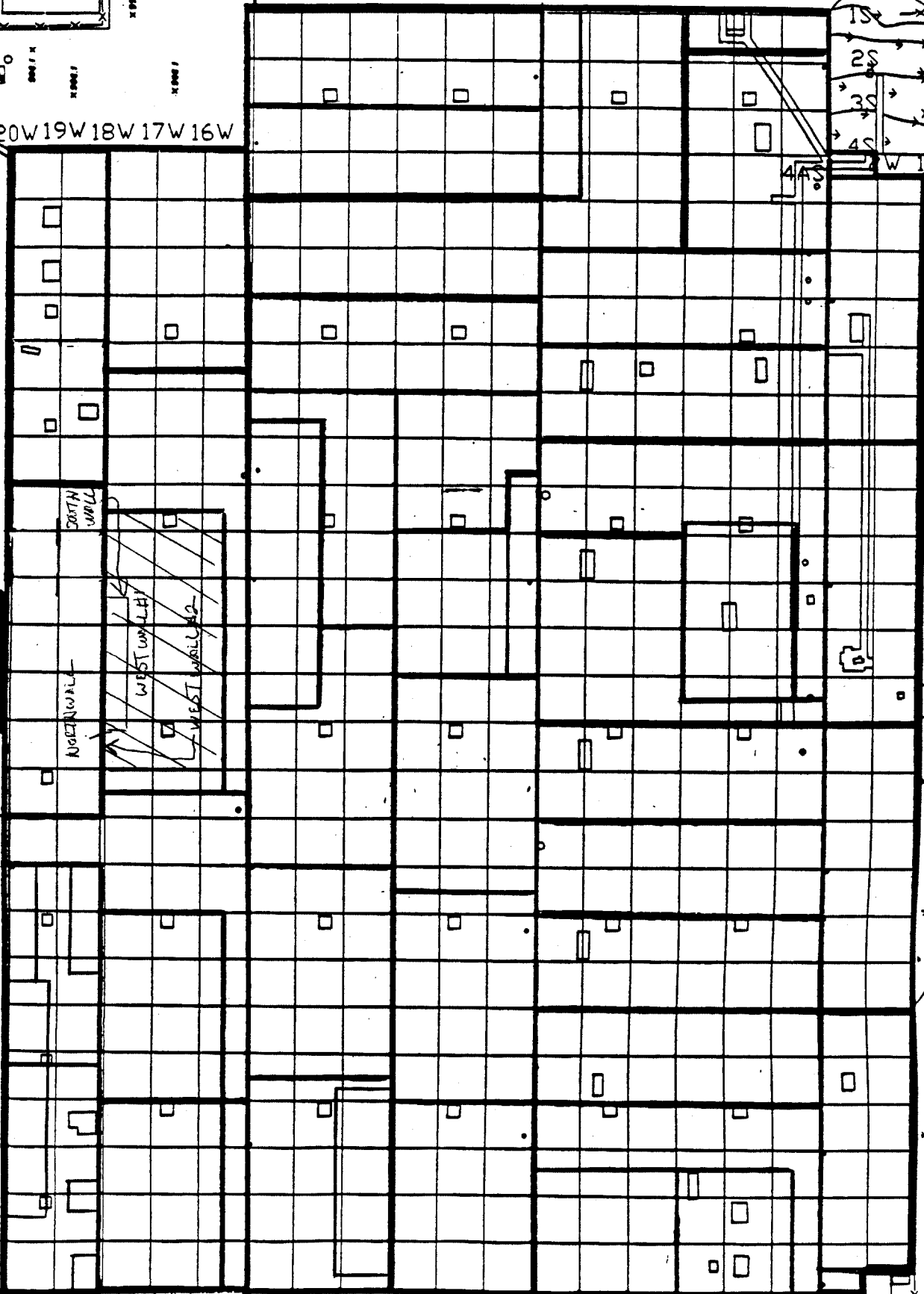
Beta Counting Instruments				
Inst. S/N	Inst. Code	Eff. %	Corr. Fac.	Bkg. CPM
13295	3	37.06	2.70	1.88

Surveyor:	V. TAYLOR/C. VERGARI
Signature:	<i>V. Taylor</i> <i>C. Vergari</i>

Surface Description	Coordinates		Gamma at 1m uR/hr	Gamma Inst. Code	Beta/Gamma Contact mR/hr	Beta/Gamma Code	Contact Gross 1 min. Count Alpha	Alpha Inst. Code	Contact Gross 1 min. Count Beta	Beta Inst. Code	Scan Contact Gross CPM		Removable DPM/100 cm2 Alpha	Alpha Count Code	Removable DPM/100 cm2 Beta	Beta Count Code	Comments
	X	Y									Max Beta	Avg Beta					
	PAINTEd BLOCK	1									1	N/A					
PAINTEd BLOCK	0.5	1	N/A	N/A	N/A	N/A	1	6	226	11	282	200	-0.74	2	-3.71	3	WEST WALL #1
PAINTEd BLOCK	3	1.5	N/A	N/A	N/A	N/A	3	6	221	11	343	170	0.76	2	-3.71	3	WEST WALL #1
PAINTEd BLOCK	4	2	N/A	N/A	N/A	N/A	2	6	218	11	258	150	0.76	2	-3.71	3	WEST WALL #1
PAINTEd BLOCK	6.5	1	N/A	N/A	N/A	N/A	1	6	223	11	388	200	-0.74	2	0.34	3	WEST WALL #1
PAINTEd BLOCK	10	2	N/A	N/A	N/A	N/A	3	6	231	11	240	190	-0.74	2	1.69	3	WEST WALL #1
PAINTEd BLOCK	13	0.5	N/A	N/A	N/A	N/A	2	6	253	11	227	180	-0.74	2	0.34	3	WEST WALL #1
PAINTEd BLOCK	0.2	1.5	N/A	N/A	N/A	N/A	1	6	275	11	275	180	0.76	2	3.04	3	SOUTH WALL
PAINTEd BLOCK	5	2	N/A	N/A	N/A	N/A	0	6	241	11	321	200	-0.74	2	0.34	3	WEST WALL #2
PAINTEd BLOCK	22.5	1	N/A	N/A	N/A	N/A	0	6	211	11	270	180	-0.74	2	0.34	3	WEST WALL #2
PAINTEd BLOCK	24.5	1.5	N/A	N/A	N/A	N/A	0	6	216	11	220	150	0.76	2	-3.71	3	WEST WALL #2
PAINTEd BLOCK	27	1	N/A	N/A	N/A	N/A	5	6	174	11	360	170	0.76	2	-1.01	3	WEST WALL #2
PAINTEd BLOCK	30	1	N/A	N/A	N/A	N/A	2	6	190	11	375	190	0.76	2	-2.36	3	WEST WALL #2
PAINTEd BLOCK	32	1.5	N/A	N/A	N/A	N/A	4	6	179	11	272	150	0.76	2	-1.01	3	WEST WALL #2
PAINTEd BLOCK	34.9	0.5	N/A	N/A	N/A	N/A	1	6	182	11	383	220	0.76	2	-1.01	3	WEST WALL #2
PAINTEd BLOCK	35	0.5	N/A	N/A	N/A	N/A	2	6	188	11	321	200	0.76	2	1.69	3	WEST WALL #2
PAINTEd BLOCK	36	1	N/A	N/A	N/A	N/A	1	6	195	11	282	160	-0.74	2	1.69	3	WEST WALL #2

15W 14W 13W 12W 11W 10W 9W 8W 7W 6W 5W 4W 3W

20W 19W 18W 17W 16W



WEST WALL

WEST WALL 2

WEST WALL

CIVIL 10171
 SN: 01245
 DATE: 2-23-95
 BY: [Signature], VT

LB5100-W Low Background Counting System – Smear Analysis

Date: 5/18/95
 Counting Unit id: 1
 Data file name: C:\LBXL\UNIT1\B01-245.XLD
 Batch Ended: 5/18/95 7:41
 Crosstalk Correction: Not Applied

Alpha activity action level (DPM): 20.00
 Beta activity action level (DPM): 200.00
 Certainty level for MDA and flags: 95.00%
 High Voltage Setting: 1410

Application Revision: 3
 Application Version: Standard

Batch ID: Blairsville 1-37-1

Alpha efficiency log file: th230ab			
Alpha Efficiency: 33.37%			
Alpha to Beta Crosstalk: 24.79%			
Alpha Background (CPM): 0.246428571			
Alpha Correction Factor: 1.000			
Beta efficiency log file: tc99ab			
Beta Efficiency: 37.06%			
Beta into Alpha Crosstalk: 0.03%			
Beta Background (CPM): 1.875			
Beta Correction Factor: 1.000			
Count time (min)	Alpha CPM	Beta CPM	Completion Date - Time
2.00	-0.246	-1.88	5/18/95 7:06
2.00	-0.246	-1.38	5/18/95 7:08
2.00	0.254	-1.38	5/18/95 7:11
2.00	0.254	-1.38	5/18/95 7:13
2.00	-0.246	0.13	5/18/95 7:15
2.00	-0.246	0.63	5/18/95 7:17
2.00	-0.246	0.13	5/18/95 7:19
2.00	0.254	1.13	5/18/95 7:22
2.00	-0.246	0.13	5/18/95 7:24
2.00	-0.246	0.13	5/18/95 7:26
2.00	0.254	-1.38	5/18/95 7:28
2.00	0.254	-0.38	5/18/95 7:30
2.00	0.254	-0.88	5/18/95 7:33
2.00	0.254	-0.38	5/18/95 7:35
2.00	0.254	-0.38	5/18/95 7:37
2.00	0.254	0.63	5/18/95 7:39
2.00	-0.246	0.63	5/18/95 7:41

Carrier	Alpha Activity				Beta Activity			
	DPM	σ	flags	MDA	DPM	σ	flags	MDA
1	-0.738	1.50	<MDA	7.53	-5.06	1.37	<MDA	12.28
2	-0.738	1.50	<MDA	7.53	-3.71	1.37	<MDA	12.28
3	0.760	1.50	<MDA	7.53	-3.71	1.37	<MDA	12.28
4	0.760	1.50	<MDA	7.53	-3.71	1.37	<MDA	12.28
5	-0.738	1.50	<MDA	7.53	0.34	2.71	<MDA	12.28
6	-0.738	1.50	<MDA	7.53	1.69	3.03	<MDA	12.28
7	-0.738	1.50	<MDA	7.53	0.34	2.71	<MDA	12.28
8	0.760	1.50	<MDA	7.53	3.04	3.31	<MDA	12.28
9	-0.738	1.50	<MDA	7.53	0.34	2.71	<MDA	12.28
10	-0.738	1.50	<MDA	7.53	0.34	2.71	<MDA	12.28
11	0.760	1.50	<MDA	7.53	-3.71	1.37	<MDA	12.28
12	0.760	1.50	<MDA	7.53	-1.01	2.35	<MDA	12.28
13	0.760	1.50	<MDA	7.53	-2.36	1.92	<MDA	12.28
14	0.760	1.50	<MDA	7.53	-1.01	2.35	<MDA	12.28
15	0.760	1.50	<MDA	7.53	-1.01	2.35	<MDA	12.28
16	0.760	1.50	<MDA	7.53	1.69	3.03	<MDA	12.28
17	-0.738	1.50	<MDA	7.53	1.69	3.03	<MDA	12.28

Blairsville Point Survey Form #003

Survey Serial #:	01-246
Survey Section:	1
Survey Unit:	36
Survey Sub-unit:	1

Alpha Survey Instruments				
Inst. S/N	Inst. Code	Eff. %	Corr. Fac.	Bkg. CPM
1510	6	21.4	4.67	1


Beta Survey Instruments				
Inst. S/N	Inst. Code	Eff. %	Corr. Fac.	Bkg. CPM
1593	11	35.4	2.82	222

Gamma or Beta/Gamma Instruments			
Inst. S/N	Inst. Code	Bkg.	Detection Type

Classification:	4
Survey Type:	LOWER
Survey Date:	2/23/95
Count Date:	5/18/95

Alpha Counting Instruments				
Inst. S/N	Inst. Code	Eff. %	Corr. Fac.	Bkg. CPM
13295	2	33.37	3.00	0.25

Beta Counting Instruments				
Inst. S/N	Inst. Code	Eff. %	Corr. Fac.	Bkg. CPM
13295	3	37.06	2.70	1.88

Surveyor:	V. TAYLOR/ C. VERGARI
Signature:	

Surface Description	Coordinates		Gamma at 1m uR/hr	Gamma Inst. Code	Beta/Gamma Contact mR/hr	Beta/Gamma Code	Contact Gross 1 min. Count Alpha	Alpha Inst. Code	Contact Gross 1 min. Count Beta	Beta Inst. Code	Scan Contact Gross CPM		Removable DPM/100 cm2 Alpha	Alpha Count Code	Removable DPM/100 cm2 Beta	Beta Count Code	Comments
	X	Y									Max Beta	Avg Beta					
	PAINTED BLOCK	4									1.5	N/A					
PAINTED BLOCK	2	1	N/A	N/A	N/A	N/A	0	6	181	11	306	190	-0.74	2	3.04	3	SOUTH WALL #1
PAINTED BLOCK	2	1	N/A	N/A	N/A	N/A	1	6	195	11	340	200	-0.74	2	-2.36	3	SOUTH WALL #2
PAINTED BLOCK	4	1.2	N/A	N/A	N/A	N/A	0	6	208	11	239	180	-0.74	2	0.34	3	SOUTH WALL #2
PAINTED BLOCK	9	0.5	N/A	N/A	N/A	N/A	2	6	217	11	282	210	2.26	2	-2.36	3	SOUTH WALL #2
PAINTED BLOCK	11.5	1	N/A	N/A	N/A	N/A	2	6	208	11	254	180	2.26	2	3.04	3	SOUTH WALL #2
PAINTED BLOCK	1	0.5	N/A	N/A	N/A	N/A	0	6	207	11	208	160	-0.74	2	-2.36	3	WEST WALL #1
PAINTED BLOCK	3	0.5	N/A	N/A	N/A	N/A	2	6	185	11	186	160	2.26	2	-5.06	3	WEST WALL #1
PAINTED BLOCK	5	1	N/A	N/A	N/A	N/A	1	6	169	11	205	170	0.76	2	4.39	3	WEST WALL #1
PAINTED BLOCK	2	0.5	N/A	N/A	N/A	N/A	3	6	204	11	275	210	2.26	2	-2.36	3	WEST WALL #2
PAINTED BLOCK	4	1	N/A	N/A	N/A	N/A	1	6	196	11	326	220	-0.74	2	1.69	3	WEST WALL #2
PAINTED BLOCK	8	1	N/A	N/A	N/A	N/A	0	6	213	11	266	210	-0.74	2	-1.01	3	WEST WALL #2
PAINTED BLOCK	18	0.5	N/A	N/A	N/A	N/A	2	6	214	11	296	220	0.76	2	-1.01	3	WEST WALL #2
PAINTED BLOCK	22	1	N/A	N/A	N/A	N/A	2	6	221	11	305	220	-0.74	2	0.34	3	WEST WALL #2
PAINTED BLOCK	34	0.5	N/A	N/A	N/A	N/A	1	6	215	11	311	220	-0.74	2	0.34	3	WEST WALL #2

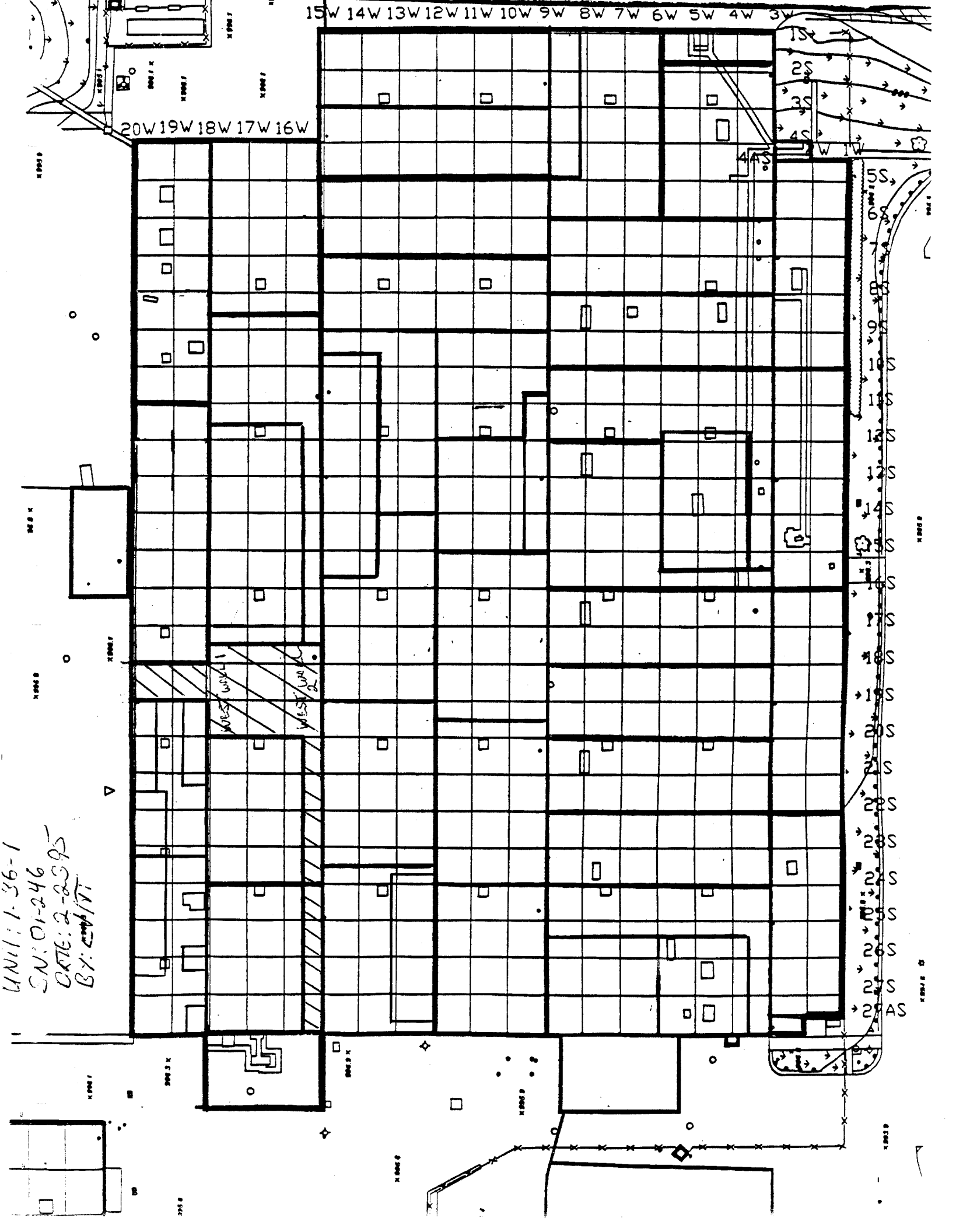
15W 14W 13W 12W 11W 10W 9W 8W 7W 6W 5W 4W 3W

20W 19W 18W 17W 16W

UNIT: 1-36-1
SN: 01-246
DATE: 2-23-95
BY: [signature]

WEST WALL
WEST WALL

1S
2S
3S
4S
5S
6S
7S
8S
9S
10S
11S
12S
13S
14S
15S
16S
17S
18S
19S
20S
21S
22S
23S
24S
25S
26S
27S
28S
29AS



LB5100-W Low Background Counting System – Smear Analysis

Date: 5/18/95
 Counting Unit id: 1
 Data file name: C:\LBXL\UNIT1\B01-246.XLD
 Batch Ended: 5/18/95 8:17
 Crosstalk Correction: Not Applied

Alpha activity action level (DPM): 20.00
 Beta activity action level (DPM): 200.00
 Certainty level for MDA and flags: 95.00%
 High Voltage Setting: 1410

Application Revision: 3
 Application Version: Standard

Alpha efficiency log file: th230ab
 Alpha Efficiency: 33.37%
 Alpha to Beta Crosstalk: 24.79%
 Alpha Background (CPM): 0.246428571
 Alpha Correction Factor: 1.000

Beta efficiency log file: tc99ab
 Beta Efficiency: 37.06%
 Beta into Alpha Crosstalk: 0.03%
 Beta Background (CPM): 1.875
 Beta Correction Factor: 1.000

Batch ID: Blairsville 1-36-1

Carrier	Alpha Activity				Beta Activity				Count time (min)	Alpha CPM	Beta CPM	Completion Date - Time
	DPM	σ	flags	MDA	DPM	σ	flags	MDA				
18	2.258	2.12	<AL	7.53	-2.36	1.92	<MDA	12.28	2.00	0.754	-0.88	5/18/95 7:44
19	-0.738	1.50	<MDA	7.53	3.04	3.31	<MDA	12.28	2.00	-0.246	1.13	5/18/95 7:46
20	-0.738	1.50	<MDA	7.53	-2.36	1.92	<MDA	12.28	2.00	-0.246	-0.88	5/18/95 7:48
21	-0.738	1.50	<MDA	7.53	0.34	2.71	<MDA	12.28	2.00	-0.246	0.13	5/18/95 7:50
22	2.258	2.12	<AL	7.53	-2.36	1.92	<MDA	12.28	2.00	0.754	-0.88	5/18/95 7:52
23	2.258	2.12	<AL	7.53	3.04	3.31	<MDA	12.28	2.00	0.754	1.13	5/18/95 7:55
24	-0.738	1.50	<MDA	7.53	-2.36	1.92	<MDA	12.28	2.00	-0.246	-0.88	5/18/95 7:57
25	2.258	2.12	<AL	7.53	-5.06	1.37	<MDA	12.28	2.00	0.754	-1.88	5/18/95 7:59
26	0.760	1.50	<MDA	7.53	4.39	3.58	<AL	12.28	2.00	0.254	1.63	5/18/95 8:01
27	2.258	2.12	<AL	7.53	-2.36	1.92	<MDA	12.28	2.00	0.754	-0.88	5/18/95 8:03
28	-0.738	1.50	<MDA	7.53	1.69	3.03	<MDA	12.28	2.00	-0.246	0.63	5/18/95 8:06
29	-0.738	1.50	<MDA	7.53	-1.01	2.35	<MDA	12.28	2.00	-0.246	-0.38	5/18/95 8:08
30	0.760	1.50	<MDA	7.53	-1.01	2.35	<MDA	12.28	2.00	0.254	-0.38	5/18/95 8:10
31	-0.738	1.50	<MDA	7.53	0.34	2.71	<MDA	12.28	2.00	-0.246	0.13	5/18/95 8:12
32	-0.738	1.50	<MDA	7.53	0.34	2.71	<MDA	12.28	2.00	-0.246	0.13	5/18/95 8:14
33	0.760	1.50	<MDA	7.53	1.69	3.03	<MDA	12.28	2.00	0.254	0.63	5/18/95 8:17

Blairsville Point Survey Form #003

Survey Serial #:	01-247
Survey Section:	1
Survey Unit:	35A
Survey Sub-unit:	1

Alpha Survey Instruments				
Inst. S/N	Inst. Code	Eff. %	Corr. Fac.	Bkg. CPM
1510	6	21.4	4.67	1


Beta Survey Instruments				
Inst. S/N	Inst. Code	Eff. %	Corr. Fac.	Bkg. CPM
1593	11	35.4	2.82	203

Gamma or Beta/Gamma Instruments			
Inst. S/N	Inst. Code	Bkg.	Detection Type

Classification:	4
Survey Type:	LOWER

Alpha Counting Instruments				
Inst. S/N	Inst. Code	Eff. %	Corr. Fac.	Bkg. CPM
13295	2	33.37	3.00	0.25

Beta Counting Instruments				
Inst. S/N	Inst. Code	Eff. %	Corr. Fac.	Bkg. CPM
13295	3	37.06	2.70	1.88

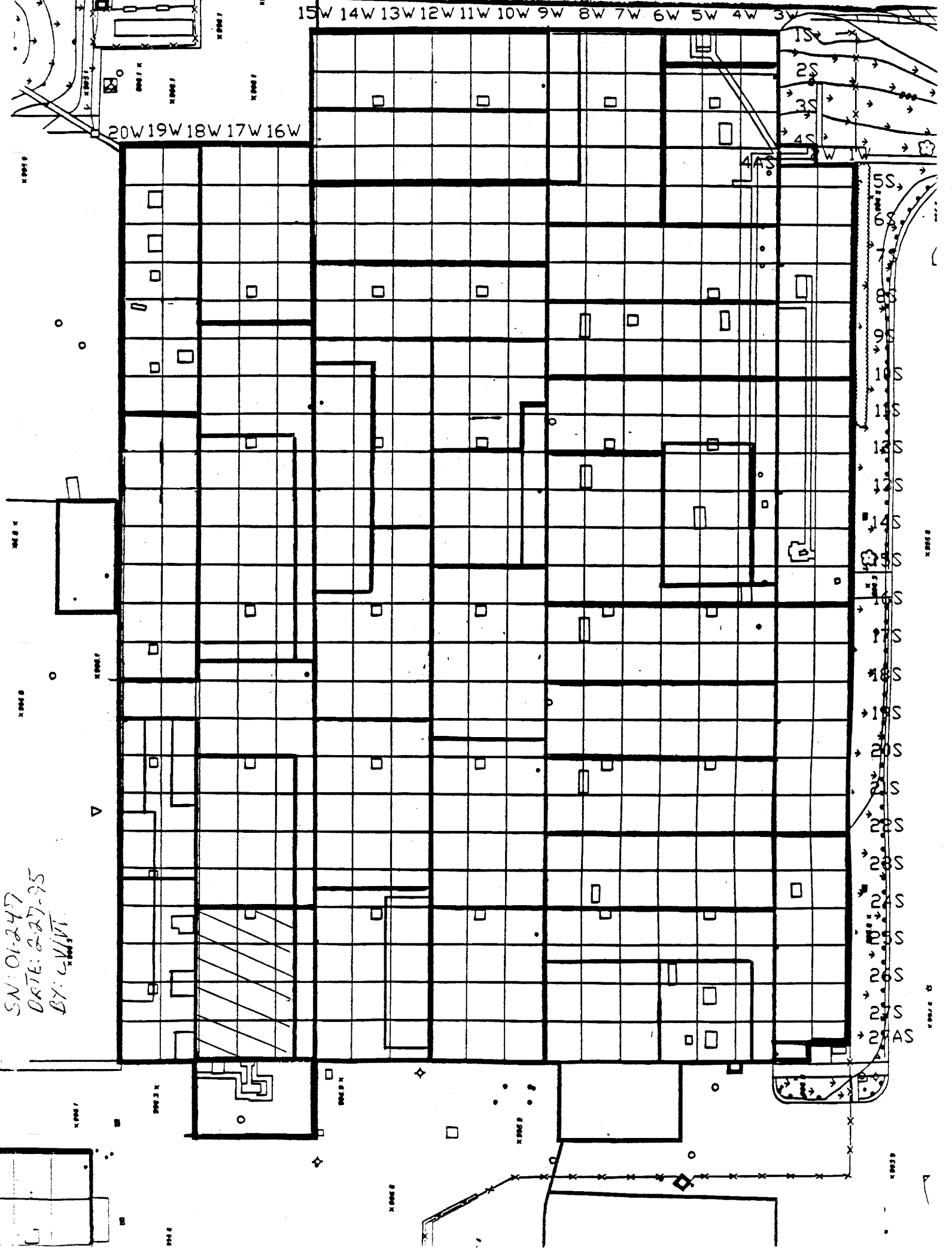
Surveyor:	V. TAYLOR/ C. VERGARI
Signature:	

Surface Description	Coordinates		Gamma at 1m uR/hr	Gamma Inst. Code	Beta/Gamma Contact mR/hr	Beta/Gamma Code	Contact Gross 1 min. Count Alpha	Alpha Inst. Code	Contact Gross 1 min. Count Beta	Beta Inst. Code	Scan Contact Gross CPM		Removable DPM/100 cm2 Alpha	Alpha Count Code	Removable DPM/100 cm2 Beta	Beta Count Code	Comments
	X	Y									Max Beta	Avg Beta					
	PAINTED BLOCK	2									0.5	N/A					
PAINTED BLOCK	4	1	N/A	N/A	N/A	N/A	2	6	214	11	336	220	-0.74	2	0.34	3	EAST WALL
PAINTED BLOCK	5	1	N/A	N/A	N/A	N/A	2	6	194	11	279	200	-0.74	2	-1.01	3	EAST WALL
PAINTED BLOCK	7	0.5	N/A	N/A	N/A	N/A	2	6	231	11	284	220	-0.74	2	1.69	3	EAST WALL
PAINTED BLOCK	9	0.5	N/A	N/A	N/A	N/A	1	6	226	11	279	200	-0.74	2	0.34	3	EAST WALL
PAINTED BLOCK	11	1	N/A	N/A	N/A	N/A	6	6	190	11	319	210	-0.74	2	0.34	3	EAST WALL
PAINTED BLOCK	13	1	N/A	N/A	N/A	N/A	3	6	233	11	334	230	-0.74	2	4.39	3	EAST WALL
PAINTED BLOCK	15	1	N/A	N/A	N/A	N/A	3	6	197	11	286	210	-0.74	2	-2.36	3	EAST WALL
PAINTED BLOCK	17	1	N/A	N/A	N/A	N/A	0	6	212	11	257	190	-0.74	2	3.04	3	EAST WALL
PAINTED BLOCK	2.5	0.5	N/A	N/A	N/A	N/A	0	6	173	11	226	190	-0.74	2	4.39	3	SOUTH WALL
PAINTED BLOCK	3.5	1	N/A	N/A	N/A	N/A	17	6	206	11	272	180	-0.74	2	5.73	3	SOUTH WALL
PAINTED BLOCK	6	1	N/A	N/A	N/A	N/A	3	6	186	11	245	180	-0.74	2	-1.01	3	SOUTH WALL
PAINTED BLOCK	9	0.5	N/A	N/A	N/A	N/A	1	6	201	11	227	160	-0.74	2	3.04	3	SOUTH WALL
PAINTED BLOCK	12.5	1	N/A	N/A	N/A	N/A	0	6	186	11	224	140	0.76	2	-5.06	3	SOUTH WALL
PAINTED BLOCK	1.5	1.5	N/A	N/A	N/A	N/A	1	6	156	11	214	150	0.76	2	-1.01	3	WEST WALL
PAINTED BLOCK	4.5	1	N/A	N/A	N/A	N/A	0	6	176	11	287	170	0.76	2	-5.06	3	WEST WALL
PAINTED BLOCK	5.5	0.5	N/A	N/A	N/A	N/A	3	6	187	11	285	190	-0.74	2	0.34	3	WEST WALL
PAINTED BLOCK	17	0.5	N/A	N/A	N/A	N/A	3	6	238	11	300	210	-0.74	2	3.04	3	WEST WALL
PAINTED BLOCK	21	1	N/A	N/A	N/A	N/A	0	6	189	11	251	200	-0.74	2	0.34	3	WEST WALL
PAINTED BLOCK	23	1.5	N/A	N/A	N/A	N/A	2	6	170	11	292	200	-0.74	2	-1.01	3	WEST WALL

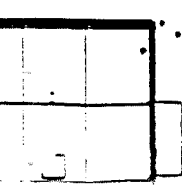
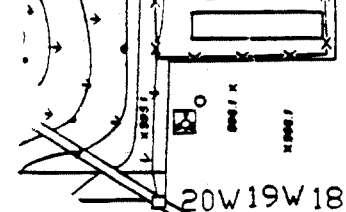
15W 14W 13W 12W 11W 10W 9W 8W 7W 6W 5W 4W 3W

20W 19W 18W 17W 16W

SN: 01-247
DATE: 2-27-95
BY: C.V.T.



1S
2S
3S
4S
5S
6S
7S
8S
9S
10S
11S
12S
13S
14S
15S
16S
17S
18S
19S
20S
21S
22S
23S
24S
25S
26S
27S
28S
29S



LB5100-W Low Background Counting System -- Smear Analysis

Date: 5/18/95
 Counting Unit id: 1
 Data file name: C:\LBXL\UNIT1\B01-247.XLD
 Batch Ended: 5/18/95 13:47
 Crosstalk Correction: Not Applied

Alpha activity action level (DPM): 20.00
 Beta activity action level (DPM): 200.00
 Certainty level for MDA and flags: 95.00%
 High Voltage Setting: 1410

Application Revision: 3
 Application Version: Standard

Alpha efficiency log file: th230ab
 Alpha Efficiency: 33.37%
 Alpha to Beta Crosstalk: 24.79%
 Alpha Background (CPM): 0.246428571
 Alpha Correction Factor: 1.000

Beta efficiency log file: tc99ab
 Beta Efficiency: 37.06%
 Beta into Alpha Crosstalk: 0.03%
 Beta Background (CPM): 1.875
 Beta Correction Factor: 1.000

Batch ID: Blairsville 1-35A-1

Carrier	Alpha Activity				Beta Activity				Count time (min)	Alpha CPM	Beta CPM	Completion Date - Time
	DPM	σ	flags	MDA	DPM	σ	flags	MDA				
41	-0.738	1.50	<MDA	7.53	8.43	4.28	<AL	12.28	2.00	-0.246	3.13	5/18/95 13:05
42	-0.738	1.50	<MDA	7.53	0.34	2.71	<MDA	12.28	2.00	-0.246	0.13	5/18/95 13:07
43	-0.738	1.50	<MDA	7.53	-1.01	2.35	<MDA	12.28	2.00	-0.246	-0.38	5/18/95 13:09
44	-0.738	1.50	<MDA	7.53	1.69	3.03	<MDA	12.28	2.00	-0.246	0.63	5/18/95 13:12
45	-0.738	1.50	<MDA	7.53	0.34	2.71	<MDA	12.28	2.00	-0.246	0.13	5/18/95 13:14
46	-0.738	1.50	<MDA	7.53	0.34	2.71	<MDA	12.28	2.00	-0.246	0.13	5/18/95 13:16
47	-0.738	1.50	<MDA	7.53	4.39	3.58	<AL	12.28	2.00	-0.246	1.63	5/18/95 13:18
48	-0.738	1.50	<MDA	7.53	-2.36	1.92	<MDA	12.28	2.00	-0.246	-0.88	5/18/95 13:20
49	-0.738	1.50	<MDA	7.53	3.04	3.31	<MDA	12.28	2.00	-0.246	1.13	5/18/95 13:23
50	-0.738	1.50	<MDA	7.53	4.39	3.58	<AL	12.28	2.00	-0.246	1.63	5/18/95 13:25
51	-0.738	1.50	<MDA	7.53	5.73	3.83	<AL	12.28	2.00	-0.246	2.13	5/18/95 13:27
52	-0.738	1.50	<MDA	7.53	-1.01	2.35	<MDA	12.28	2.00	-0.246	-0.38	5/18/95 13:29
53	-0.738	1.50	<MDA	7.53	3.04	3.31	<MDA	12.28	2.00	-0.246	1.13	5/18/95 13:31
54	0.760	1.50	<MDA	7.53	-5.06	1.37	<MDA	12.28	2.00	0.254	-1.88	5/18/95 13:34
55	0.760	1.50	<MDA	7.53	-1.01	2.35	<MDA	12.28	2.00	0.254	-0.38	5/18/95 13:36
56	0.760	1.50	<MDA	7.53	-5.06	1.37	<MDA	12.28	2.00	0.254	-1.88	5/18/95 13:38
57	-0.738	1.50	<MDA	7.53	0.34	2.71	<MDA	12.28	2.00	-0.246	0.13	5/18/95 13:40
58	-0.738	1.50	<MDA	7.53	3.04	3.31	<MDA	12.28	2.00	-0.246	1.13	5/18/95 13:42
59	-0.738	1.50	<MDA	7.53	0.34	2.71	<MDA	12.28	2.00	-0.246	0.13	5/18/95 13:44
60	-0.738	1.50	<MDA	7.53	-1.01	2.35	<MDA	12.28	2.00	-0.246	-0.38	5/18/95 13:47

Blairsville Point Survey Form #003

Survey Serial #:	01-248
------------------	--------

Survey Section:	1
-----------------	---

Survey Unit:	35B
--------------	-----

Survey Sub-unit:	1
------------------	---

Classification:	4
-----------------	---

Survey Type:	LOWER
--------------	-------

Survey Date:	2/27/95
--------------	---------

Count Date:	5/18/95
-------------	---------


Alpha Survey Instruments				
Inst. S/N	Inst. Code	Eff. %	Corr. Fac.	Bkg. CPM
1510	6	21.4	4.67	1

Beta Survey Instruments				
Inst. S/N	Inst. Code	Eff. %	Corr. Fac.	Bkg. CPM
1593	11	35.4	2.82	203

Gamma or Beta/Gamma Instruments			
Inst. S/N	Inst. Code	Bkg.	Detection Type

Alpha Counting Instruments				
Inst. S/N	Inst. Code	Eff. %	Corr. Fac.	Bkg. CPM
13295	2	33.37	3.00	0.25

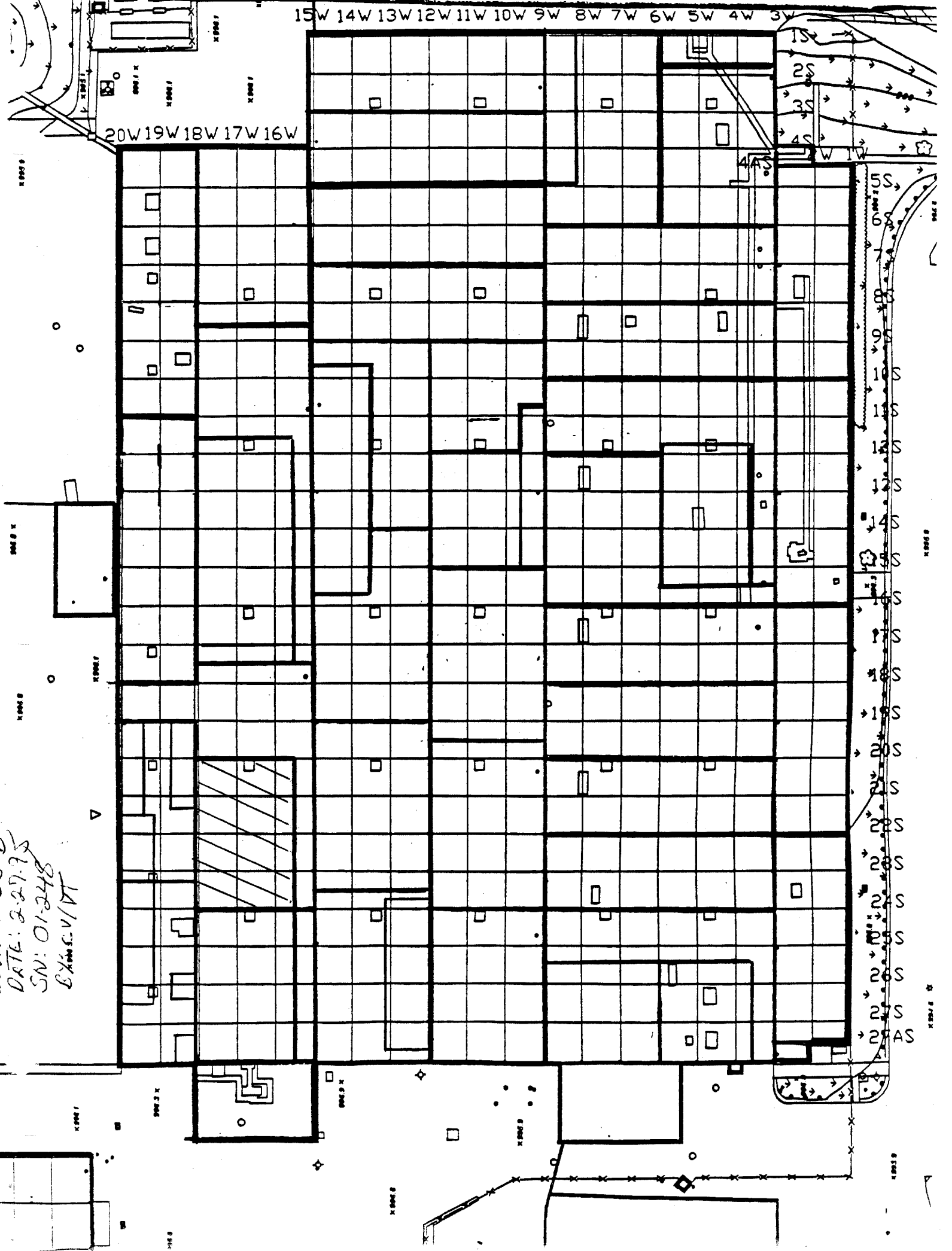
Beta Counting Instruments				
Inst. S/N	Inst. Code	Eff. %	Corr. Fac.	Bkg. CPM
13295	3	37.06	2.70	1.88

Surveyor:	V. TAYLOR/ C. VERGARI
Signature:	

Surface Description	Coordinates		Gamma at 1m uR/hr	Gamma Inst. Code	Beta/Gamma Contact mR/hr	Beta/Gamma Code	Contact Gross 1 min. Count Alpha	Alpha Inst. Code	Contact Gross 1 min. Count Beta	Beta Inst. Code	Scan Contact Gross CPM		Removable DPM/100 cm2 Alpha	Alpha Count Code	Removable DPM/100 cm2 Beta	Beta Count Code	Comments
											Max Beta	Avg Beta					
	X	Y															
PAINTED BLOCK	2.5	1	N/A	N/A	N/A	N/A	4	6	176	11	293	180	-0.74	2	0.34	3	NORTH WALL
PAINTED BLOCK	3.5	1	N/A	N/A	N/A	N/A	4	6	221	11	226	180	-0.74	2	0.34	3	NORTH WALL
PAINTED BLOCK	9	1	N/A	N/A	N/A	N/A	3	6	214	11	289	220	-0.74	2	-1.01	3	NORTH WALL
PAINTED BLOCK	11	0.5	N/A	N/A	N/A	N/A	2	6	203	11	291	210	0.76	2	4.39	3	NORTH WALL
PAINTED BLOCK	12	1	N/A	N/A	N/A	N/A	3	6	194	11	253	180	-0.74	2	-2.36	3	NORTH WALL
PAINTED BLOCK	2	1	N/A	N/A	N/A	N/A	1	6	218	11	292	230	0.76	2	0.34	3	EAST WALL
PAINTED BLOCK	4	0.5	N/A	N/A	N/A	N/A	3	6	222	11	334	210	0.76	2	0.34	3	EAST WALL
PAINTED BLOCK	6	1	N/A	N/A	N/A	N/A	1	6	240	11	255	220	-0.74	2	1.69	3	EAST WALL
PAINTED BLOCK	8	1	N/A	N/A	N/A	N/A	2	6	194	11	347	180	-0.74	2	0.34	3	EAST WALL
PAINTED BLOCK	10	0.5	N/A	N/A	N/A	N/A	1	6	333	11	265	210	2.26	2	3.04	3	EAST WALL
PAINTED BLOCK	16	0.5	N/A	N/A	N/A	N/A	2	6	193	11	384	210	0.76	2	-3.71	3	EAST WALL
PAINTED BLOCK	18	1	N/A	N/A	N/A	N/A	4	6	220	11	304	200	0.76	2	-3.71	3	EAST WALL
PAINTED BLOCK	21	1	N/A	N/A	N/A	N/A	1	6	191	11	306	180	-0.74	2	0.34	3	EAST WALL
PAINTED BLOCK	3	1	N/A	N/A	N/A	N/A	1	6	156	11	235	160	0.76	2	1.69	3	WEST WALL
PAINTED BLOCK	7	0.5	N/A	N/A	N/A	N/A	0	6	174	11	222	170	-0.74	2	4.39	3	WEST WALL
PAINTED BLOCK	9	1.5	N/A	N/A	N/A	N/A	1	6	164	11	268	170	-0.74	2	-2.36	3	WEST WALL
PAINTED BLOCK	10	0.5	N/A	N/A	N/A	N/A	0	6	177	11	279	190	0.76	2	-1.01	3	WEST WALL
PAINTED BLOCK	12.7	0.5	N/A	N/A	N/A	N/A	2	6	175	11	201	150	-0.74	2	0.34	3	WEST WALL
PAINTED BLOCK	16	2	N/A	N/A	N/A	N/A	1	6	173	11	238	170	2.26	2	1.69	3	WEST WALL

15W 14W 13W 12W 11W 10W 9W 8W 7W 6W 5W 4W 3W

20W 19W 18W 17W 16W



DATE: 2-27-75
 SN: 01-248
 EX: CV/T

1S
 2S
 3S
 4S
 5S
 6S
 7S
 8S
 9S
 10S
 11S
 12S
 13S
 14S
 15S
 16S
 17S
 18S
 19S
 20S
 21S
 22S
 23S
 24S
 25S
 26S
 27S
 28S
 29S

X 1995 9

X 1995 8

X 1995 6

X 1995 7

X 1995 5

X 1995 7

X 1995 7

X 1995 7

X 1995 7

X 1995 7

X 1995 7

X 1995 7

X 1995 7

X 1995 7

X 1995 7

X 1995 7

X 1995 7

X 1995 7

X 1995 7

X 1995 7

X 1995 7

X 1995 7

X 1995 7

X 1995 7

X 1995 7

X 1995 7

X 1995 7

X 1995 7

X 1995 7

X 1995 7

X 1995 7

X 1995 7

X 1995 7

X 1995 7

X 1995 7

X 1995 7

X 1995 7

X 1995 7

X 1995 7

X 1995 7

X 1995 7

X 1995 7

X 1995 8

X 1995 8

X 1995 8

X 1995 8

LB5100-W Low Background Counting System -- Smear Analysis

Date: 5/18/95
 Counting Unit id: 1
 Data file name: C:\LBXL\UNIT1\B01-248.XLD
 Batch Ended: 5/18/95 9:45
 Crosstalk Correction: Not Applied

Alpha activity action level (DPM): 20.00
 Beta activity action level (DPM): 200.00
 Certainty level for MDA and flags: 95.00%
 High Voltage Setting: 1410

Application Revision: 3
 Application Version: Standard

Batch ID: Blairsville 1-35B-1

Alpha efficiency log file: th230ab
 Alpha Efficiency: 33.37%
 Alpha to Beta Crosstalk: 24.79%
 Alpha Background (CPM): 0.246428571
 Alpha Correction Factor: 1.000

Beta efficiency log file: tc99ab
 Beta Efficiency: 37.06%
 Beta into Alpha Crosstalk: 0.03%
 Beta Background (CPM): 1.875
 Beta Correction Factor: 1.000

Carrier	Alpha Activity				Beta Activity				Count time (min)	Alpha CPM	Beta CPM	Completion Date - Time
	DPM	σ	flags	MDA	DPM	σ	flags	MDA				
55	-0.738	1.50	<MDA	7.53	0.34	2.71	<MDA	12.28	2.00	-0.246	0.13	5/18/95 9:05
56	-0.738	1.50	<MDA	7.53	0.34	2.71	<MDA	12.28	2.00	-0.246	0.13	5/18/95 9:07
57	-0.738	1.50	<MDA	7.53	-1.01	2.35	<MDA	12.28	2.00	-0.246	-0.38	5/18/95 9:09
58	0.760	1.50	<MDA	7.53	4.39	3.58	<AL	12.28	2.00	0.254	1.63	5/18/95 9:12
59	-0.738	1.50	<MDA	7.53	-2.36	1.92	<MDA	12.28	2.00	-0.246	-0.88	5/18/95 9:14
60	0.760	1.50	<MDA	7.53	0.34	2.71	<MDA	12.28	2.00	0.254	0.13	5/18/95 9:16
61	0.760	1.50	<MDA	7.53	0.34	2.71	<MDA	12.28	2.00	0.254	0.13	5/18/95 9:18
62	-0.738	1.50	<MDA	7.53	1.69	3.03	<MDA	12.28	2.00	-0.246	0.63	5/18/95 9:20
63	-0.738	1.50	<MDA	7.53	0.34	2.71	<MDA	12.28	2.00	-0.246	0.13	5/18/95 9:23
64	2.258	2.12	<AL	7.53	3.04	3.31	<MDA	12.28	2.00	0.754	1.13	5/18/95 9:25
65	0.760	1.50	<MDA	7.53	-3.71	1.37	<MDA	12.28	2.00	0.254	-1.38	5/18/95 9:27
66	0.760	1.50	<MDA	7.53	-3.71	1.37	<MDA	12.28	2.00	0.254	-1.38	5/18/95 9:29
67	-0.738	1.50	<MDA	7.53	0.34	2.71	<MDA	12.28	2.00	-0.246	0.13	5/18/95 9:31
68	0.760	1.50	<MDA	7.53	1.69	3.03	<MDA	12.28	2.00	0.254	0.63	5/18/95 9:34
69	-0.738	1.50	<MDA	7.53	4.39	3.58	<AL	12.28	2.00	-0.246	1.63	5/18/95 9:36
70	-0.738	1.50	<MDA	7.53	-2.36	1.92	<MDA	12.28	2.00	-0.246	-0.88	5/18/95 9:38
71	0.760	1.50	<MDA	7.53	-1.01	2.35	<MDA	12.28	2.00	0.254	-0.38	5/18/95 9:40
72	-0.738	1.50	<MDA	7.53	0.34	2.71	<MDA	12.28	2.00	-0.246	0.13	5/18/95 9:42
73	2.258	2.12	<AL	7.53	1.69	3.03	<MDA	12.28	2.00	0.754	0.63	5/18/95 9:45

Blairsville Point Survey Form #003

Survey Serial #:	01-249
Survey Section:	1
Survey Unit:	34
Survey Sub-unit:	1

Alpha Survey Instruments				
Inst. S/N	Inst. Code	Eff. %	Corr. Fac.	Bkg. CPM
1510	6	21.4	4.67	4


Beta Survey Instruments				
Inst. S/N	Inst. Code	Eff. %	Corr. Fac.	Bkg. CPM
1593	11	35.4	2.82	260

Gamma or Beta/Gamma Instruments			
Inst. S/N	Inst. Code	Bkg.	Detection Type

Classification:	4
Survey Type:	LOWER
Survey Date:	2/27/95
Count Date:	5/18/95

Alpha Counting Instruments				
Inst. S/N	Inst. Code	Eff. %	Corr. Fac.	Bkg. CPM
13295	2	33.37	3.00	0.25

Beta Counting Instruments				
Inst. S/N	Inst. Code	Eff. %	Corr. Fac.	Bkg. CPM
13295	3	37.06	2.70	1.88

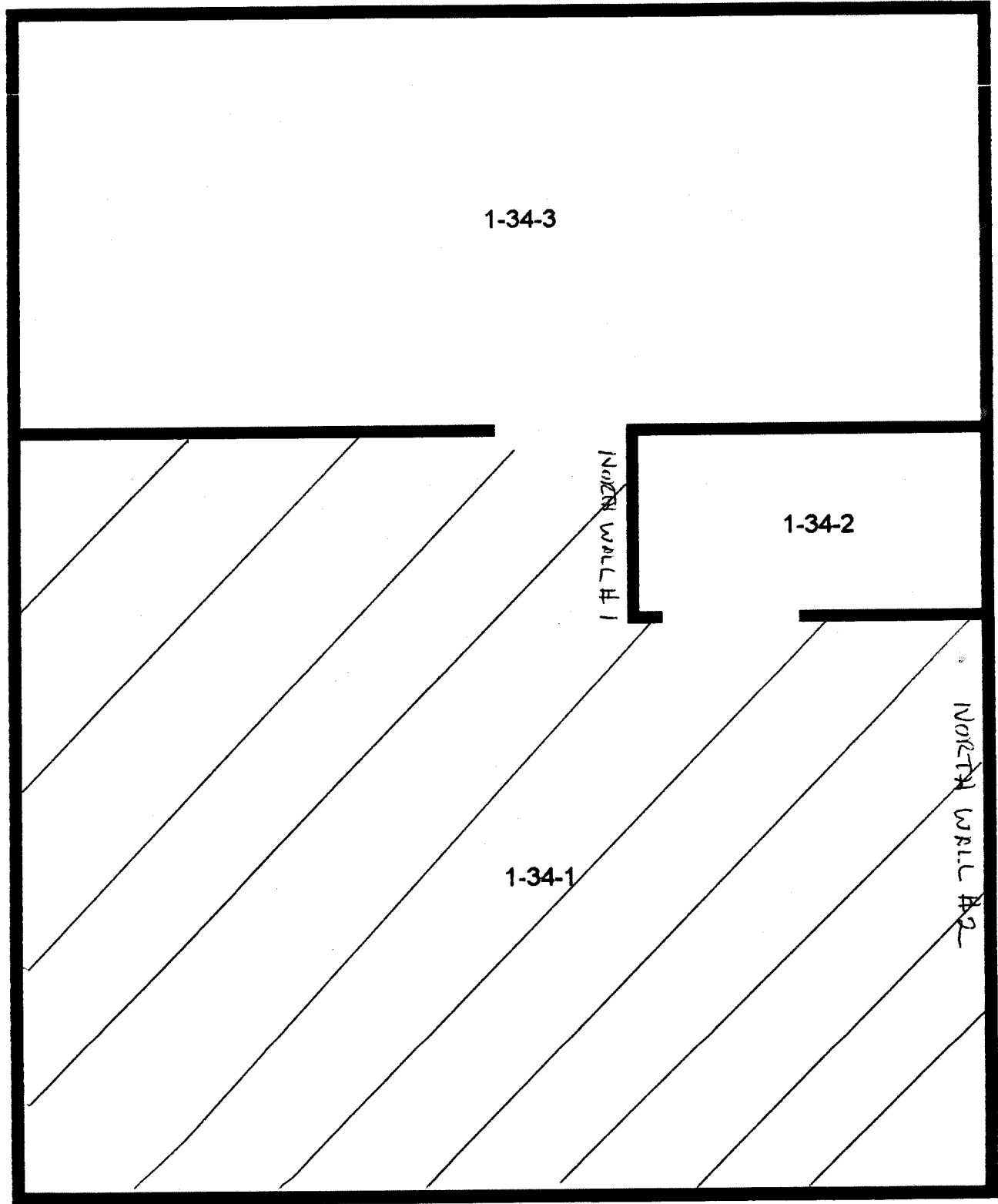
Surveyor:	V. TAYLOR/ C. VERGARI
Signature:	

Surface Description	Coordinates		Gamma at 1m	Gamma Inst.	Beta/Gamma Contact	Beta/Gamma	Contact Gross 1 min. Count	Alpha Inst.	Contact Gross 1 min. Count	Beta Inst.	Scan Contact Gross CPM		Removable DPM/100 cm2	Alpha Count	Removable DPM/100 cm2	Beta Count	Comments
	X	Y	uR/hr	Code	mR/hr	Code	Alpha	Code	Beta	Code	Max Beta	Avg Beta	Alpha	Code	Beta	Code	
	PAINTED BLOCK	1.5	1	N/A	N/A	N/A	N/A	2	6	203	11	251	190	-0.74	2	-1.01	
PAINTED BLOCK	4	1.5	N/A	N/A	N/A	N/A	2	6	207	11	303	230	0.76	2	-1.01	3	EAST WALL
PAINTED BLOCK	6	0.5	N/A	N/A	N/A	N/A	0	6	194	11	305	200	2.26	2	-2.36	3	EAST WALL
PAINTED BLOCK	8	1	N/A	N/A	N/A	N/A	2	6	253	11	379	240	0.76	2	-5.06	3	EAST WALL
PAINTED BLOCK	11	1.5	N/A	N/A	N/A	N/A	4	6	284	11	412	250	-0.74	2	-1.01	3	EAST WALL
PAINTED BLOCK	2	2	N/A	N/A	N/A	N/A	2	6	221	11	287	230	-0.74	2	-3.71	3	SOUTH WALL
PAINTED BLOCK	5	1.5	N/A	N/A	N/A	N/A	0	6	250	11	239	220	0.76	2	1.69	3	SOUTH WALL
PAINTED BLOCK	1	0.5	N/A	N/A	N/A	N/A	0	6	289	11	326	260	-0.74	2	1.69	3	NORTH WALL #1
PAINTED BLOCK	3	1.5	N/A	N/A	N/A	N/A	3	6	265	11	355	260	-0.74	2	-1.01	3	NORTH WALL #1
PAINTED BLOCK	2	1.5	N/A	N/A	N/A	N/A	1	6	275	11	381	260	0.76	2	3.04	3	WEST WALL
PAINTED BLOCK	4	1	N/A	N/A	N/A	N/A	1	6	251	11	285	230	0.76	2	4.39	3	NORTH WALL #2

UNIT: 1-34-1
SN: 01249
DATE: 2-27-95
BY: CV/VT

**SURVEY UNIT 1-34
ATTACHMENT MAP**

BUILDING NORTH →



LB5100-W Low Background Counting System – Smear Analysis

Date: 5/18/95
 Counting Unit id: 1
 Data file name: C:\LBXL\UNIT1\B01-249.XLD
 Batch Ended: 5/18/95 10:09
 Crosstalk Correction: Not Applied

Alpha activity action level (DPM): 20.00
 Beta activity action level (DPM): 200.00
 Certainty level for MDA and flags: 95.00%
 High Voltage Setting: 1410

Application Revision: 3
 Application Version: Standard

Alpha efficiency log file: th230ab
 Alpha Efficiency: 33.37%
 Alpha to Beta Crosstalk: 24.79%
 Alpha Background (CPM): 0.246428571
 Alpha Correction Factor: 1.000

Beta efficiency log file: tc99ab
 Beta Efficiency: 37.06%
 Beta into Alpha Crosstalk: 0.03%
 Beta Background (CPM): 1.875
 Beta Correction Factor: 1.000

Batch ID: Blairsville 1-34-1

Carrier	Alpha Activity				Beta Activity				Count time (min)	Alpha CPM	Beta CPM	Completion Date - Time
	DPM	σ	flags	MDA	DPM	σ	flags	MDA				
74	-0.738	1.50	<MDA	7.53	-1.01	2.35	<MDA	12.28	2.00	-0.246	-0.38	5/18/95 9:47
75	0.760	1.50	<MDA	7.53	-1.01	2.35	<MDA	12.28	2.00	0.254	-0.38	5/18/95 9:49
76	2.258	2.12	<AL	7.53	-2.36	1.92	<MDA	12.28	2.00	0.754	-0.88	5/18/95 9:51
77	0.760	1.50	<MDA	7.53	-5.06	1.37	<MDA	12.28	2.00	0.254	-1.88	5/18/95 9:54
78	-0.738	1.50	<MDA	7.53	-1.01	2.35	<MDA	12.28	2.00	-0.246	-0.38	5/18/95 9:56
79	-0.738	1.50	<MDA	7.53	-3.71	1.37	<MDA	12.28	2.00	-0.246	-1.38	5/18/95 9:58
80	0.760	1.50	<MDA	7.53	1.69	3.03	<MDA	12.28	2.00	0.254	0.63	5/18/95 10:00
81	-0.738	1.50	<MDA	7.53	1.69	3.03	<MDA	12.28	2.00	-0.246	0.63	5/18/95 10:02
82	-0.738	1.50	<MDA	7.53	-1.01	2.35	<MDA	12.28	2.00	-0.246	-0.38	5/18/95 10:04
83	0.760	1.50	<MDA	7.53	3.04	3.31	<MDA	12.28	2.00	0.254	1.13	5/18/95 10:07
84	0.760	1.50	<MDA	7.53	4.39	3.58	<AL	12.28	2.00	0.254	1.63	5/18/95 10:09

Blairsville Point Survey Form #003

Survey Serial #:	01-250
------------------	--------

Survey Section:	1
Survey Unit:	34
Survey Sub-unit:	2

Classification:	4
Survey Type:	LOWER

Survey Date:	2/27/95
Count Date:	5/18/95


Alpha Survey Instruments				
Inst. S/N	Inst. Code	Eff. %	Corr. Fac.	Bkg. CPM
1510	6	21.4	4.67	2

Alpha Counting Instruments				
Inst. S/N	Inst. Code	Eff. %	Corr. Fac.	Bkg. CPM
13295	2	33.37	3.00	0.25

Beta Survey Instruments				
Inst. S/N	Inst. Code	Eff. %	Corr. Fac.	Bkg. CPM
1593	11	35.4	2.82	274

Beta Counting Instruments				
Inst. S/N	Inst. Code	Eff. %	Corr. Fac.	Bkg. CPM
13295	3	37.06	2.70	1.88

Gamma or Beta/Gamma Instruments			
Inst. S/N	Inst. Code	Bkg.	Detection Type

Surveyor:	V. TAYLOR/ C. VERGARI
Signature:	

Surface Description	Coordinates		Gamma at 1m uR/hr	Gamma Inst. Code	Beta/Gamma Contact mR/hr	Beta/Gamma Code	Contact Gross 1 min. Count Alpha	Alpha Inst. Code	Contact Gross 1 min. Count Beta	Beta Inst. Code	Scan Contact Gross CPM		Removable DPM/100 cm2 Alpha	Alpha Count Code	Removable DPM/100 cm2 Beta	Beta Count Code	Comments
	X	Y									Max Beta	Avg Beta					
	PAINTED BLOCK	1									0.5	N/A					
PAINTED BLOCK	2	1.5	N/A	N/A	N/A	N/A	3	6	298	11	404	260	-0.74	2	1.69	3	WEST WALL
PAINTED BLOCK	1.5	1	N/A	N/A	N/A	N/A	1	6	217	11	271	180	0.76	2	4.39	3	NORTH WALL

UNIT: 1-34-2

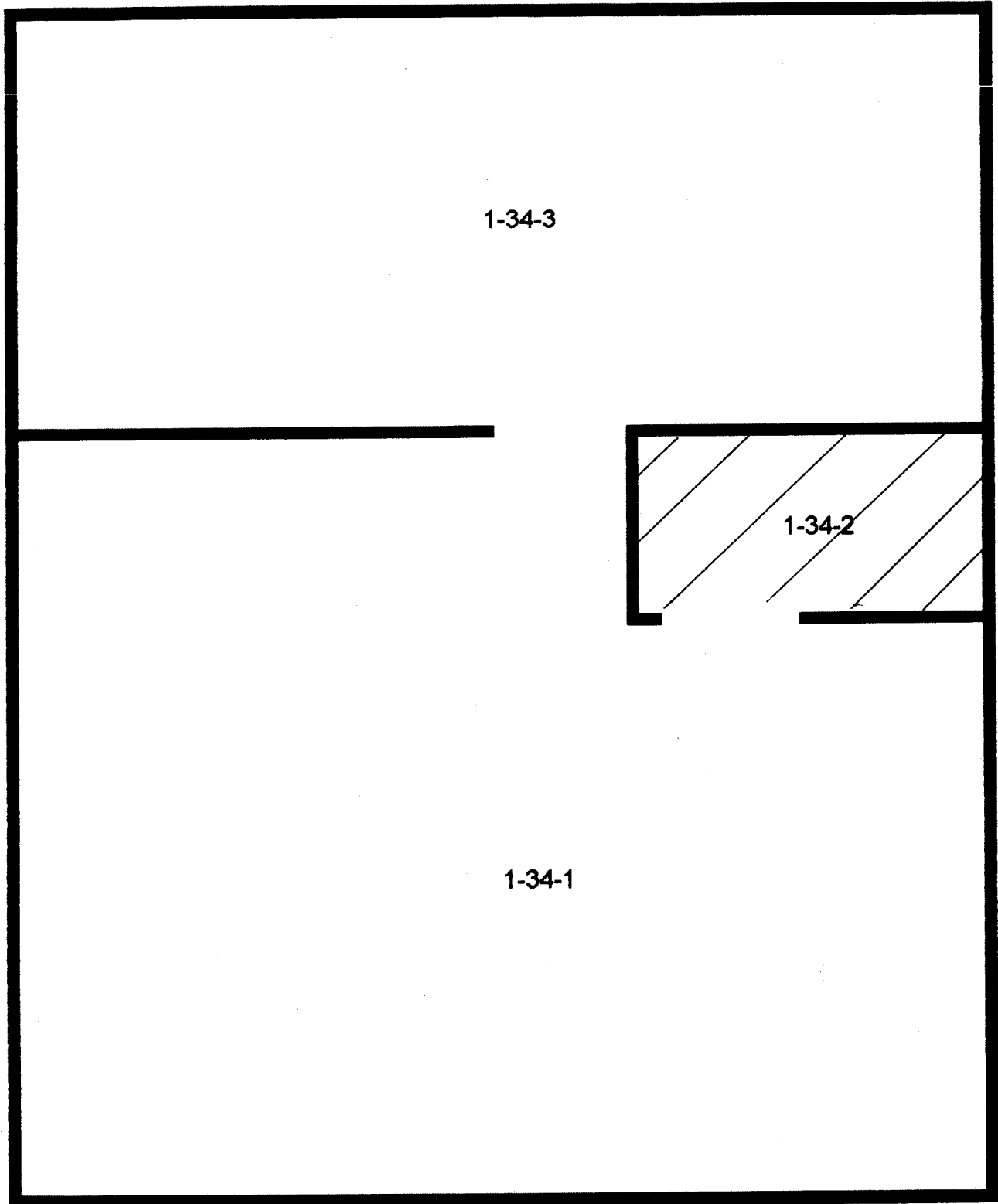
SIN: 01-250

DATE: 2-27-95

BY: CV/VT

**SURVEY UNIT 1-34
ATTACHMENT MAP**

BUILDING NORTH →



LB5100-W Low Background Counting System – Smear Analysis

Date: 5/18/95
 Counting Unit id: 1
 Data file name: C:\LBXL\UNIT1\B01-250.XLD
 Batch Ended: 5/18/95 10:16
 Crosstalk Correction: Not Applied

Alpha activity action level (DPM): 20.00
 Beta activity action level (DPM): 200.00
 Certainty level for MDA and flags: 95.00%
 High Voltage Setting: 1410
 Application Revision: 3
 Application Version: Standard

Alpha efficiency log file: th230ab			
Alpha Efficiency: 33.37%			
Alpha to Beta Crosstalk: 24.79%			
Alpha Background (CPM): 0.246428571			
Alpha Correction Factor: 1.000			
Beta efficiency log file: tc99ab			
Beta Efficiency: 37.06%			
Beta into Alpha Crosstalk: 0.03%			
Beta Background (CPM): 1.875			
Beta Correction Factor: 1.000			
Count	Alpha	Beta	Completion
time (min)	CPM	CPM	Date - Time
2.00	-0.246	-0.38	5/18/95 10:11
2.00	-0.246	0.63	5/18/95 10:13
2.00	0.254	1.63	5/18/95 10:16

Batch ID: Blairsville 1-34-2

Carrier	Alpha Activity				Beta Activity			
	DPM	σ	flags	MDA	DPM	σ	flags	MDA
85	-0.738	1.50	<MDA	7.53	-1.01	2.35	<MDA	12.28
86	-0.738	1.50	<MDA	7.53	1.69	3.03	<MDA	12.28
87	0.760	1.50	<MDA	7.53	4.39	3.58	<AL	12.28

Blairsville Point Survey Form #003

Survey Serial #:	01-251
------------------	--------

Survey Section:	1
-----------------	---

Survey Unit:	34
--------------	----

Survey Sub-unit:	3
------------------	---

Classification:	4
-----------------	---

Survey Type:	LOWER
--------------	-------

Survey Date:	2/27/95
--------------	---------

Count Date:	5/18/95
-------------	---------

Alpha Survey Instruments				
Inst. S/N	Inst. Code	Eff. %	Corr. Fac.	Bkg. CPM
1510	6	21.4	4.67	2

Beta Survey Instruments				
Inst. S/N	Inst. Code	Eff. %	Corr. Fac.	Bkg. CPM
1593	11	35.4	2.82	274

Gamma or Beta/Gamma Instruments			
Inst. S/N	Inst. Code	Bkg.	Detection Type

Alpha Counting Instruments				
Inst. S/N	Inst. Code	Eff. %	Corr. Fac.	Bkg. CPM
13295	2	33.37	3.00	0.25

Beta Counting Instruments				
Inst. S/N	Inst. Code	Eff. %	Corr. Fac.	Bkg. CPM
13295	3	37.06	2.70	1.88

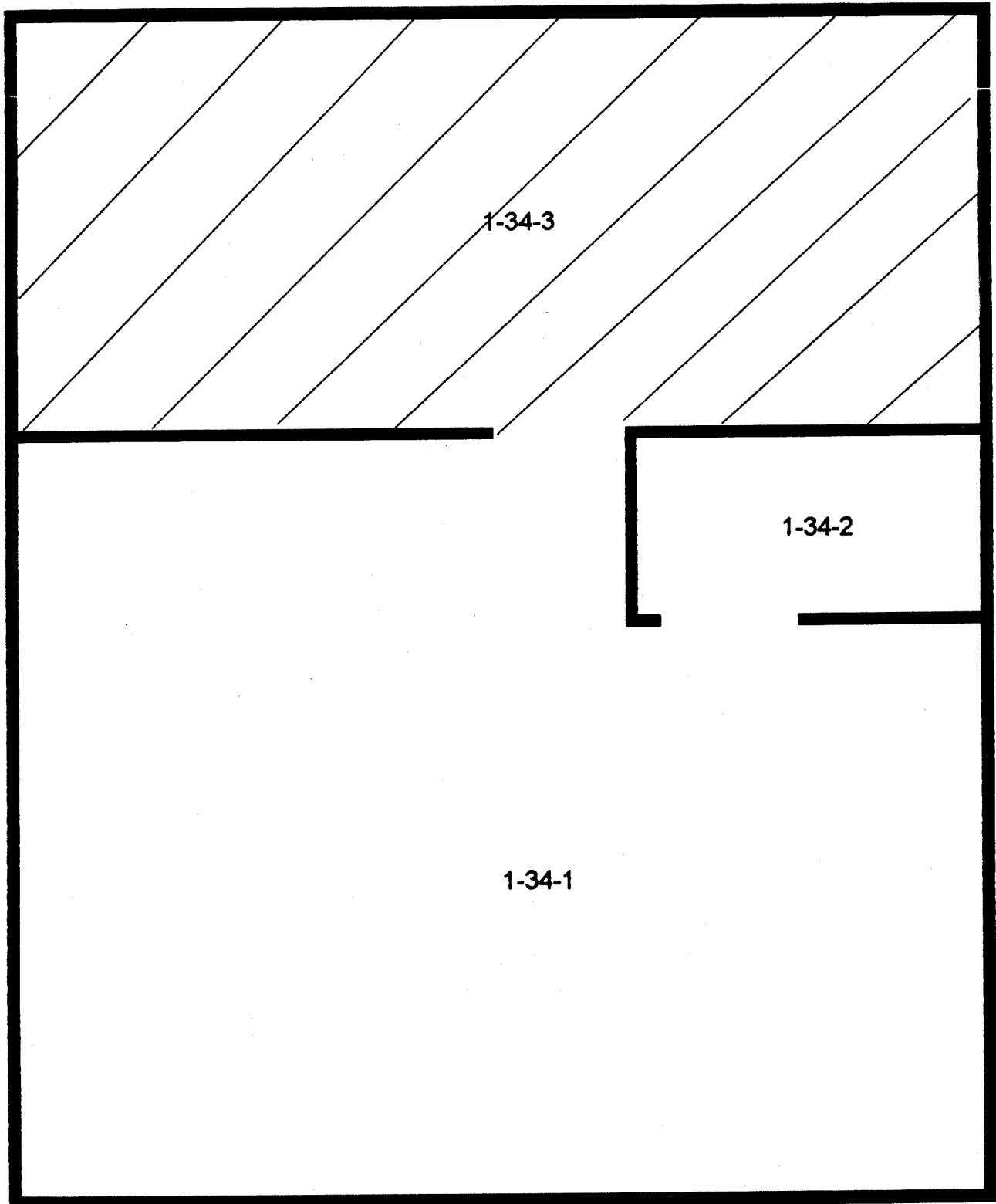
Surveyor:	V. TAYLOR/ C. VERGARI
Signature:	<i>V. Taylor Carmel Vergari</i>

Surface Description	Coordinates		Gamma at 1m uR/hr	Gamma Inst. Code	Beta/Gamma Contact mR/hr	Beta/Gamma Code	Contact Gross 1 min. Count Alpha	Alpha Inst. Code	Contact Gross 1 min. Count Beta	Beta Inst. Code	Scan Contact Gross CPM		Removable DPM/100 cm2 Alpha	Alpha Count Code	Removable DPM/100 cm2 Beta	Beta Count Code	Comments
	X	Y									Max Beta	Avg Beta					
	PAINTED BLOCK	9									1	N/A					
PAINTED BLOCK	11	1.5	N/A	N/A	N/A	N/A	3	6	274	11	321	240	0.76	2	3.04	3	EAST WALL
PAINTED BLOCK	1.5	1.5	N/A	N/A	N/A	N/A	2	6	246	11	278	230	-0.74	2	-2.36	3	WEST WALL
PAINTED BLOCK	5	1	N/A	N/A	N/A	N/A	2	6	212	11	308	220	-0.74	2	-1.01	3	WEST WALL
PAINTED BLOCK	3	1.5	N/A	N/A	N/A	N/A	1	6	206	11	254	180	-0.74	2	-3.71	3	NORTH WALL

UNIT: 1-34-3
SN: 01-251
DATE: 2-27-95
BY: CV/VT

**SURVEY UNIT 1-34
ATTACHMENT MAP**

BUILDING NORTH →



LB5100-W Low Background Counting System – Smear Analysis

Date: 5/18/95
 Counting Unit id: 1
 Data file name: C:\LBXL\UNIT1\B01-251.XLD
 Batch Ended: 5/18/95 10:26
 Crosstalk Correction: Not Applied

Alpha activity action level (DPM): 20.00
 Beta activity action level (DPM): 200.00
 Certainty level for MDA and flags: 95.00%
 High Voltage Setting: 1410

Application Revision: 3
 Application Version: Standard

Alpha efficiency log file: th230ab Alpha Efficiency: 33.37% Alpha to Beta Crosstalk: 24.79% Alpha Background (CPM): 0.246428571 Alpha Correction Factor: 1.000
Beta efficiency log file: tc99ab Beta Efficiency: 37.06% Beta into Alpha Crosstalk: 0.03% Beta Background (CPM): 1.875 Beta Correction Factor: 1.000

Batch ID: Blairsville 1-34-3

Carrier	Alpha Activity				Beta Activity				Count time (min)	Alpha CPM	Beta CPM	Completion Date - Time
	DPM	σ	flags	MDA	DPM	σ	flags	MDA				
88	-0.738	1.50	<MDA	7.53	-5.06	1.37	<MDA	12.28	2.00	-0.246	-1.88	5/18/95 10:18
89	0.760	1.50	<MDA	7.53	3.04	3.31	<MDA	12.28	2.00	0.254	1.13	5/18/95 10:20
90	-0.738	1.50	<MDA	7.53	-2.36	1.92	<MDA	12.28	2.00	-0.246	-0.88	5/18/95 10:22
91	-0.738	1.50	<MDA	7.53	-1.01	2.35	<MDA	12.28	2.00	-0.246	-0.38	5/18/95 10:24
92	-0.738	1.50	<MDA	7.53	-3.71	1.37	<MDA	12.28	2.00	-0.246	-1.38	5/18/95 10:26

Blairsville Point survey Form #003

Survey Serial #:	01-252
Survey Section:	1
Survey Unit:	19
Survey Sub-unit:	4

Alpha Survey Instruments				
Inst. S/N	Inst. Code	Eff. %	Corr. Fac.	Bkg. CPM
1510	6	21.4	4.67	2


Beta Survey Instruments				
Inst. S/N	Inst. Code	Eff. %	Corr. Fac.	Bkg. CPM
1593	11	35.4	2.82	261

Gamma or Beta/Gamma Instruments			
Inst. S/N	Inst. Code	Bkg.	Detection Type

Classification:	4
Survey Type:	LOWER
Survey Date:	2/28/95
Count Date:	5/18/95

Alpha Counting Instruments				
Inst. S/N	Inst. Code	Eff. %	Corr. Fac.	Bkg. CPM
13295	2	33.37	3.00	0.25

Beta Counting Instruments				
Inst. S/N	Inst. Code	Eff. %	Corr. Fac.	Bkg. CPM
13295	3	37.06	2.70	1.88

Surveyor:	V. TAYLOR/ C. VERGARI
Signature:	

Surface Description	Coordinates		Gamma at 1m	Gamma Inst.	Beta/Gamma Contact	Beta/Gamma	Contact Gross 1 min. Count	Alpha Inst.	Contact Gross 1 min. Count	Beta Inst.	Scan Contact Gross CPM		Removable DPM/100 cm2	Alpha Count	Removable DPM/100 cm2	Beta Count	Comments
	X	Y	uR/hr	Code	mR/hr	Code	Alpha	Beta	Code	Code	Max Beta	Avg Beta	Alpha	Beta	Code		
PAINTED BLOCK	2	0.5	N/A	N/A	N/A	N/A	1	6	286	11	362	260	0.76	2	-1.01	3	SOUTH WALL
PAINTED BLOCK	4	1	N/A	N/A	N/A	N/A	2	6	271	11	357	220	-0.74	2	-5.06	3	SOUTH WALL
PAINTED BLOCK	2	1.5	N/A	N/A	N/A	N/A	2	6	186	11	303	180	-0.74	2	0.34	3	NORTH WALL
PAINTED BLOCK	1	0.5	N/A	N/A	N/A	N/A	2	6	244	11	344	230	-0.74	2	-1.01	3	EAST WALL

UNIT: 1-19-4
SN: 01252
DATE: 2-27-95
BY: CV/VT

9
W

8W
A

7
W

6
W

5A
W

30
S

29
S

S
28

2'-6"
2'-6"

6W
A

1-19-1

MEN'S LOCKER ROOM

LOCKERS

LOCKERS

LOCKERS

LOCKERS

LOCKERS

LOCKERS

LOCKERS

LOCKERS

1-19-2

MEN'S SHOWER ROOM

1-19-3

JANITORS
ROOM

1-19-4

LB5100-W Low Background Counting System -- Smear Analysis

Date: 5/18/95
 Counting Unit id: 1
 Data file name: C:\LBXL\UNIT1\B01-252.XLD
 Batch Ended: 5/18/95 10:35
 Crosstalk Correction: Not Applied

Alpha activity action level (DPM): 20.00
 Beta activity action level (DPM): 200.00
 Certainty level for MDA and flags: 95.00%
 High Voltage Setting: 1410

Application Revision: 3
 Application Version: Standard

Alpha efficiency log file: th230ab
 Alpha Efficiency: 33.37%
 Alpha to Beta Crosstalk: 24.79%
 Alpha Background (CPM): 0.246428571
 Alpha Correction Factor: 1.000

Beta efficiency log file: tc99ab
 Beta Efficiency: 37.06%
 Beta into Alpha Crosstalk: 0.03%
 Beta Background (CPM): 1.875
 Beta Correction Factor: 1.000

Batch ID: Blairsville 1-19-4

Carrier	Alpha Activity				Beta Activity				Count time (min)	Alpha CPM	Beta CPM	Completion Date - Time
	DPM	σ	flags	MDA	DPM	σ	flags	MDA				
93	0.760	1.50	<MDA	7.53	-1.01	2.35	<MDA	12.28	2.00	0.254	-0.38	5/18/95 10:29
94	-0.738	1.50	<MDA	7.53	-5.06	1.37	<MDA	12.28	2.00	-0.246	-1.88	5/18/95 10:31
95	-0.738	1.50	<MDA	7.53	0.34	2.71	<MDA	12.28	2.00	-0.246	0.13	5/18/95 10:33
96	-0.738	1.50	<MDA	7.53	-1.01	2.35	<MDA	12.28	2.00	-0.246	-0.38	5/18/95 10:35

Blairsville Point Survey Form #003

Survey Serial #:	01-253
Survey Section:	1
Survey Unit:	19
Survey Sub-unit:	1

Alpha Survey Instruments				
Inst. S/N	Inst. Code	Eff. %	Corr. Fac.	Bkg. CPM
1510	6	21.4	4.67	2

Beta Survey Instruments				
Inst. S/N	Inst. Code	Eff. %	Corr. Fac.	Bkg. CPM
1593	11	35.4	2.82	478

Gamma or Beta/Gamma Instruments			
Inst. S/N	Inst. Code	Bkg.	Detection Type

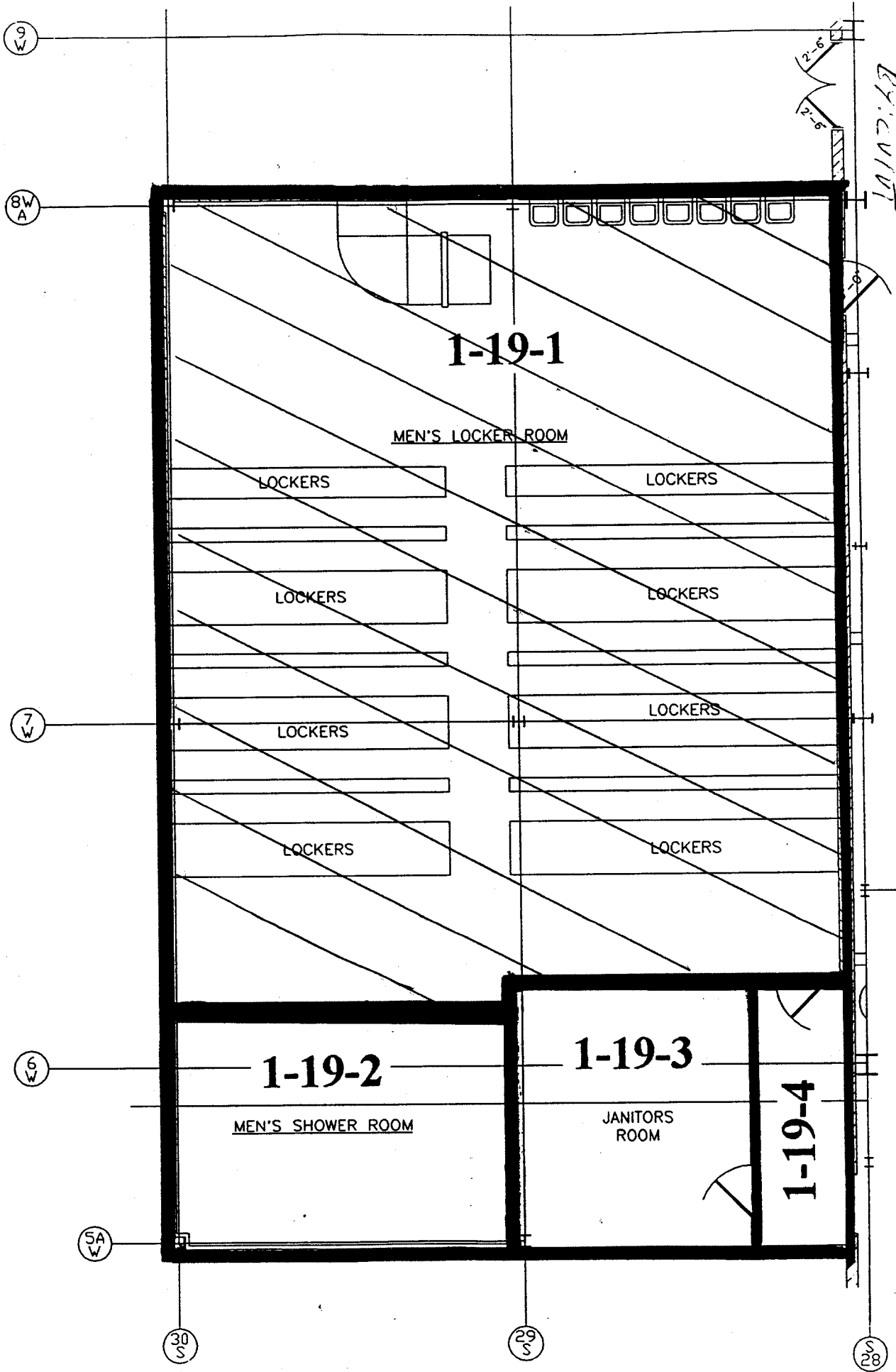
Classification:	4
Survey Type:	LOWER
Survey Date:	2/28/95
Count Date:	5/18/95

Alpha Counting Instruments				
Inst. S/N	Inst. Code	Eff. %	Corr. Fac.	Bkg. CPM
13295	2	33.37	3.00	0.25

Beta Counting Instruments				
Inst. S/N	Inst. Code	Eff. %	Corr. Fac.	Bkg. CPM
13295	3	37.06	2.70	1.88

Surveyor:	V. TAYLOR/ C. VERGARI
Signature:	<i>V. Taylor / C. Vergari</i>

Surface Description	Coordinates		Gamma at 1m	Gamma Inst.	Beta/Gamma Contact	Beta/Gamma Code	Contact Gross 1 min. Count	Alpha Inst.	Contact Gross 1 min. Count	Beta Inst.	Scan Contact Gross CPM		Removable DPM/100 cm2	Alpha Count	Removable DPM/100 cm2	Beta Count	Comments
	X	Y	uR/hr	Code	mR/hr	Code	Alpha	Code	Beta	Code	Max Beta	Avg Beta	Alpha	Code	Beta	Code	
GLAZED BRICK	2	0.5	N/A	N/A	N/A	N/A	18	6	644	11	709	550	0.76	2	-3.71	3	EAST WALL
GLAZED BRICK	4	1	N/A	N/A	N/A	N/A	12	6	699	11	731	610	-0.74	2	-1.01	3	EAST WALL
GLAZED BRICK	5.5	0.5	N/A	N/A	N/A	N/A	13	6	658	11	739	620	0.76	2	0.34	3	EAST WALL
GLAZED BRICK	2	1	N/A	N/A	N/A	N/A	18	6	715	11	765	600	-0.74	2	4.39	3	SOUTH WALL
GLAZED BRICK	4	1.5	N/A	N/A	N/A	N/A	19	6	664	11	742	550	-0.74	2	0.34	3	SOUTH WALL
GLAZED BRICK	6	0.5	N/A	N/A	N/A	N/A	19	6	678	11	801	640	0.76	2	-3.71	3	SOUTH WALL
GLAZED BRICK	9	1	N/A	N/A	N/A	N/A	23	6	641	11	750	630	-0.74	2	-2.36	3	SOUTH WALL
GLAZED BRICK	11	0.5	N/A	N/A	N/A	N/A	25	6	618	11	738	560	-0.74	2	-3.71	3	SOUTH WALL
GLAZED BRICK	13	1.5	N/A	N/A	N/A	N/A	19	6	676	11	745	620	-0.74	2	0.34	3	SOUTH WALL
GLAZED BRICK	2	1	N/A	N/A	N/A	N/A	17	6	670	11	778	650	-0.74	2	1.69	3	WEST WALL
GLAZED BRICK	5	1.5	N/A	N/A	N/A	N/A	10	6	645	11	677	640	-0.74	2	-2.36	3	WEST WALL
GLAZED BRICK	7	1.5	N/A	N/A	N/A	N/A	16	6	645	11	750	600	-0.74	2	1.69	3	WEST WALL
GLAZED BRICK	9	1.5	N/A	N/A	N/A	N/A	22	6	693	11	707	650	-0.74	2	1.69	3	WEST WALL
GLAZED BRICK	11	1.5	N/A	N/A	N/A	N/A	17	6	665	11	726	580	0.76	2	-2.36	3	WEST WALL
GLAZED BRICK	0.5	0.5	N/A	N/A	N/A	N/A	17	6	653	11	746	550	2.26	2	0.34	3	NORTH WALL
GLAZED BRICK	4	1	N/A	N/A	N/A	N/A	14	6	616	11	809	620	-0.74	2	-2.36	3	NORTH WALL
GLAZED BRICK	6	1.5	N/A	N/A	N/A	N/A	15	6	596	11	698	600	-0.74	2	-5.06	3	NORTH WALL
GLAZED BRICK	8	1	N/A	N/A	N/A	N/A	31	6	592	11	742	610	-0.74	2	-2.36	3	NORTH WALL
GLAZED BRICK	10	1.5	N/A	N/A	N/A	N/A	16	6	666	11	721	580	2.26	2	-5.06	3	NORTH WALL
GLAZED BRICK	12	0.5	N/A	N/A	N/A	N/A	13	6	649	11	829	570	-0.74	2	-1.01	3	NORTH WALL



LB5100-W Low Background Counting System – Smear Analysis

Date: 5/18/95
 Counting Unit id: 1
 Data file name: C:\LBXLU\UNIT1\B01-253.XLD
 Batch Ended: 5/18/95 11:21
 Crosstalk Correction: Not Applied

Alpha activity action level (DPM): 20.00
 Beta activity action level (DPM): 200.00
 Certainty level for MDA and flags: 95.00%
 High Voltage Setting: 1410

Application Revision: 3
 Application Version: Standard

Batch ID: Blairsville 1-19-1

Alpha efficiency log file: th230ab Alpha Efficiency: 33.37% Alpha to Beta Crosstalk: 24.79% Alpha Background (CPM): 0.246428571 Alpha Correction Factor: 1.000
Beta efficiency log file: tc99ab Beta Efficiency: 37.06% Beta into Alpha Crosstalk: 0.03% Beta Background (CPM): 1.875 Beta Correction Factor: 1.000

Carrier	Alpha Activity				Beta Activity				Count time (min)	Alpha CPM	Beta CPM	Completion Date - Time
	DPM	σ	flags	MDA	DPM	σ	flags	MDA				
97	0.760	1.50	<MDA	7.53	-3.71	1.37	<MDA	12.28	2.00	0.254	-1.38	5/18/95 10:38
98	-0.738	1.50	<MDA	7.53	-1.01	2.35	<MDA	12.28	2.00	-0.246	-0.38	5/18/95 10:40
99	0.760	1.50	<MDA	7.53	0.34	2.71	<MDA	12.28	2.00	0.254	0.13	5/18/95 10:42
100	-0.738	1.50	<MDA	7.53	4.39	3.58	<AL	12.28	2.00	-0.246	1.63	5/18/95 10:44
1	-0.738	1.50	<MDA	7.53	0.34	2.71	<MDA	12.28	2.00	-0.246	0.13	5/18/95 10:46
2	0.760	1.50	<MDA	7.53	-3.71	1.37	<MDA	12.28	2.00	0.254	-1.38	5/18/95 10:49
3	-0.738	1.50	<MDA	7.53	-2.36	1.92	<MDA	12.28	2.00	-0.246	-0.88	5/18/95 10:51
4	-0.738	1.50	<MDA	7.53	-3.71	1.37	<MDA	12.28	2.00	-0.246	-1.38	5/18/95 10:53
5	-0.738	1.50	<MDA	7.53	0.34	2.71	<MDA	12.28	2.00	-0.246	0.13	5/18/95 10:55
6	-0.738	1.50	<MDA	7.53	1.69	3.03	<MDA	12.28	2.00	-0.246	0.63	5/18/95 10:57
7	-0.738	1.50	<MDA	7.53	-2.36	1.92	<MDA	12.28	2.00	-0.246	-0.88	5/18/95 11:00
8	-0.738	1.50	<MDA	7.53	1.69	3.03	<MDA	12.28	2.00	-0.246	0.63	5/18/95 11:02
9	-0.738	1.50	<MDA	7.53	1.69	3.03	<MDA	12.28	2.00	-0.246	0.63	5/18/95 11:04
10	0.760	1.50	<MDA	7.53	-2.36	1.92	<MDA	12.28	2.00	0.254	-0.88	5/18/95 11:06
11	2.258	2.12	<AL	7.53	0.34	2.71	<MDA	12.28	2.00	0.754	0.13	5/18/95 11:08
12	-0.738	1.50	<MDA	7.53	-2.36	1.92	<MDA	12.28	2.00	-0.246	-0.88	5/18/95 11:11
13	-0.738	1.50	<MDA	7.53	-5.06	1.37	<MDA	12.28	2.00	-0.246	-1.88	5/18/95 11:13
14	-0.738	1.50	<MDA	7.53	-2.36	1.92	<MDA	12.28	2.00	-0.246	-0.88	5/18/95 11:15
15	2.258	2.12	<AL	7.53	-5.06	1.37	<MDA	12.28	2.00	0.754	-1.88	5/18/95 11:17
16	-0.738	1.50	<MDA	7.53	-1.01	2.35	<MDA	12.28	2.00	-0.246	-0.38	5/18/95 11:19
17	-0.738	1.50	<MDA	7.53	1.69	3.03	<MDA	12.28	2.00	-0.246	0.63	5/18/95 11:21

Blairsville Point survey Form #003

Survey Serial #:	01-254
Survey Section:	1
Survey Unit:	19
Survey Sub-unit:	2

Alpha Survey Instruments				
Inst. S/N	Inst. Code	Eff. %	Corr. Fac.	Bkg. CPM
1510	6	21.4	4.67	2

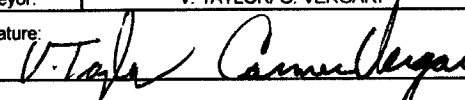
Beta Survey Instruments				
Inst. S/N	Inst. Code	Eff. %	Corr. Fac.	Bkg. CPM
1593	11	35.4	2.82	540

Gamma or Beta/Gamma Instruments			
Inst. S/N	Inst. Code	Bkg.	Detection Type

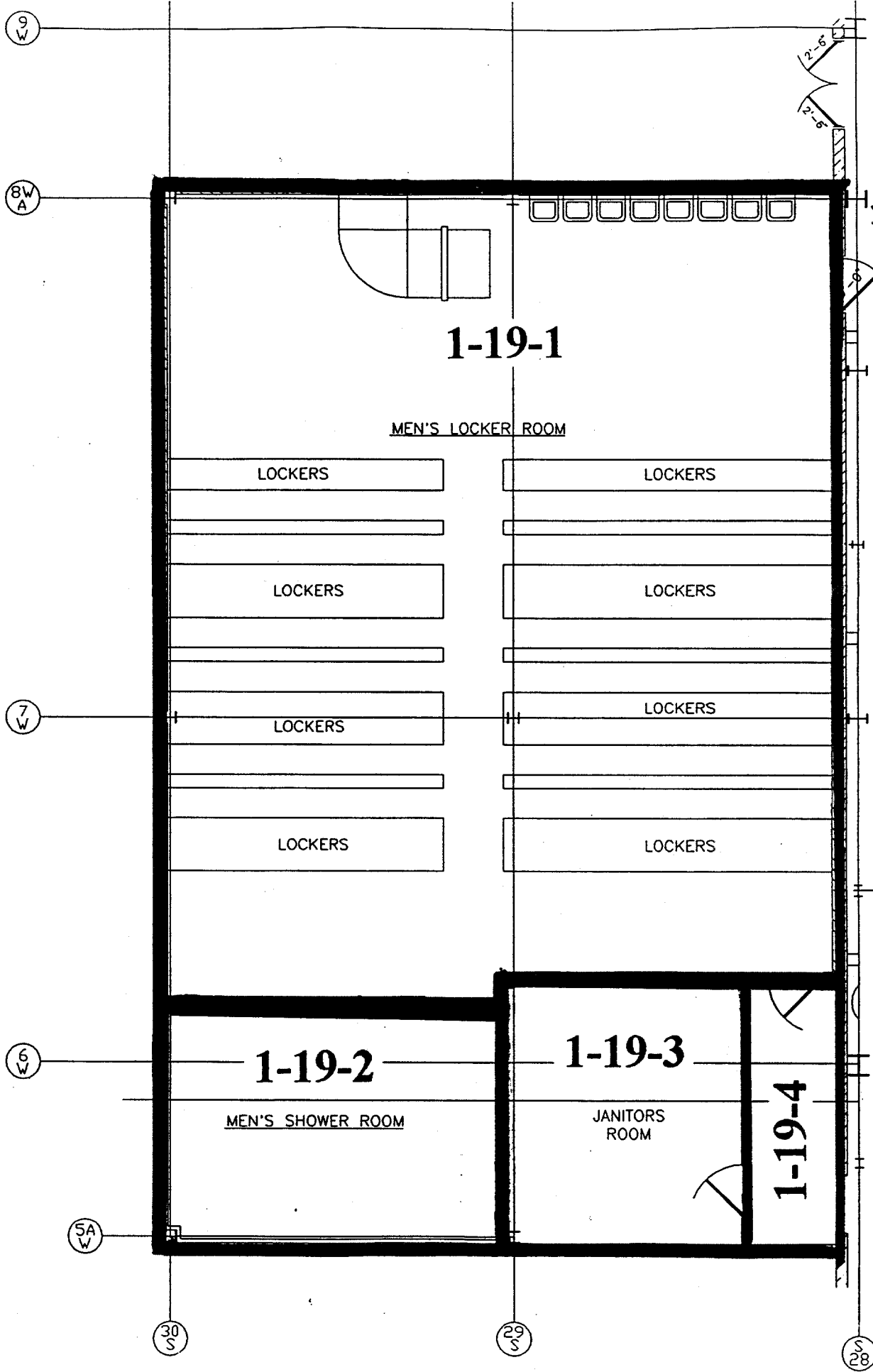
Classification:	4
Survey Type:	LOWER
Survey Date:	2/28/95
Count Date:	5/18/95

Alpha Counting Instruments				
Inst. S/N	Inst. Code	Eff. %	Corr. Fac.	Bkg. CPM
13295	2	33.37	3.00	0.25

Beta Counting Instruments				
Inst. S/N	Inst. Code	Eff. %	Corr. Fac.	Bkg. CPM
13295	3	37.06	2.70	1.88

Surveyor:	V. TAYLOR/ C. VERGARI
Signature:	

Surface Description	Coordinates		Gamma at 1m uR/hr	Gamma Inst. Code	Beta/Gamma Contact mR/hr	Beta/Gamma Code	Contact Gross 1 min. Count Alpha	Alpha Inst. Code	Contact Gross 1 min. Count Beta	Beta Inst. Code	Scan Contact Gross CPM		Removable DPM/100 cm2 Alpha	Alpha Count Code	Removable DPM/100 cm2 Beta	Beta Count Code	Comments
	X	Y									Max Beta	Avg Beta					
	GLAZED BRICK	2									0.5	N/A					
GLAZED BRICK	4	1	N/A	N/A	N/A	N/A	15	6	665	11	839	640	-0.74	2	1.69	3	NORTH WALL
GLAZED BRICK	2	1.5	N/A	N/A	N/A	N/A	17	6	675	11	831	670	0.76	2	-2.36	3	EAST WALL
GLAZED BRICK	4	0.5	N/A	N/A	N/A	N/A	21	6	685	11	728	650	0.76	2	0.34	3	EAST WALL
GLAZED BRICK	2	1	N/A	N/A	N/A	N/A	16	6	694	11	700	655	-0.74	2	1.69	3	SOUTH WALL
GLAZED BRICK	2	0.5	N/A	N/A	N/A	N/A	17	6	709	11	775	670	0.76	2	-1.01	3	WEST WALL
GLAZED BRICK	4	1	N/A	N/A	N/A	N/A	9	6	689	11	757	600	0.76	2	-3.71	3	WEST WALL



UNIT: 1-19-2
SN: 01-254
DATE: 2-28-95
BY: CV/VT

1-19-1

MEN'S LOCKER ROOM

LOCKERS

LOCKERS

LOCKERS

LOCKERS

LOCKERS

LOCKERS

LOCKERS

LOCKERS

1-19-2

MEN'S SHOWER ROOM

1-19-3

JANITORS ROOM

1-19-4

9W

8W
A

7W

6W

5A
W

30S

29S

28S

6W
A

LB5100-W Low Background Counting System -- Smear Analysis

Date: 5/18/95
 Counting Unit id: 1
 Data file name: C:\LBXL\UNIT1\B01-254.XLD
 Batch Ended: 5/18/95 11:37
 Crosstalk Correction: Not Applied

Alpha activity action level (DPM): 20.00
 Beta activity action level (DPM): 200.00
 Certainty level for MDA and flags: 95.00%
 High Voltage Setting: 1410

Application Revision: 3
 Application Version: Standard

Batch ID: Blairsville 1-19-2

Alpha efficiency log file: th230ab Alpha Efficiency: 33.37% Alpha to Beta Crosstalk: 24.79% Alpha Background (CPM): 0.246428571 Alpha Correction Factor: 1.000			
Beta efficiency log file: tc99ab Beta Efficiency: 37.06% Beta into Alpha Crosstalk: 0.03% Beta Background (CPM): 1.875 Beta Correction Factor: 1.000			
Count time (min)	Alpha CPM	Beta CPM	Completion Date - Time
2.00	-0.246	-0.88	5/18/95 11:24
2.00	-0.246	0.63	5/18/95 11:26
2.00	0.254	-0.88	5/18/95 11:28
2.00	0.254	0.13	5/18/95 11:30
2.00	-0.246	0.63	5/18/95 11:33
2.00	0.254	-0.38	5/18/95 11:35
2.00	0.254	-1.38	5/18/95 11:37

Carrier	Alpha Activity				Beta Activity			
	DPM	σ	flags	MDA	DPM	σ	flags	MDA
18	-0.738	1.50	<MDA	7.53	-2.36	1.92	<MDA	12.28
19	-0.738	1.50	<MDA	7.53	1.69	3.03	<MDA	12.28
20	0.760	1.50	<MDA	7.53	-2.36	1.92	<MDA	12.28
21	0.760	1.50	<MDA	7.53	0.34	2.71	<MDA	12.28
22	-0.738	1.50	<MDA	7.53	1.69	3.03	<MDA	12.28
23	0.760	1.50	<MDA	7.53	-1.01	2.35	<MDA	12.28
24	0.760	1.50	<MDA	7.53	-3.71	1.37	<MDA	12.28

Blairsville Point Survey Form #003

Survey Serial #:	01-255
Survey Section:	1
Survey Unit:	19
Survey Sub-unit:	3

Alpha Survey Instruments				
Inst. S/N	Inst. Code	Eff. %	Corr. Fac.	Bkg. CPM
1510	6	21.4	4.67	1

Beta Survey Instruments				
Inst. S/N	Inst. Code	Eff. %	Corr. Fac.	Bkg. CPM
1593	11	35.4	2.82	243

Gamma or Beta/Gamma Instruments			
Inst. S/N	Inst. Code	Bkg.	Detection Type

Classification:	4
Survey Type:	LOWER
Survey Date:	2/28/95
Count Date:	5/18/95

Alpha Counting Instruments				
Inst. S/N	Inst. Code	Eff. %	Corr. Fac.	Bkg. CPM
13295	2	33.37	3.00	0.25

Beta Counting Instruments				
Inst. S/N	Inst. Code	Eff. %	Corr. Fac.	Bkg. CPM
13295	3	37.06	2.70	1.88

Surveyor:	V. TAYLOR/ C. VERGARI
Signature:	<i>V. Taylor Carmen Vergari</i>

Surface Description	Coordinates		Gamma at 1m uR/hr	Gamma Inst. Code	Beta/Gamma Contact mR/hr	Beta/Gamma Code	Contact Gross 1 min. Count Alpha	Alpha Inst. Code	Contact Gross 1 min. Count Beta	Beta Inst. Code	Scan Contact Gross CPM		Removable DPM/100 cm2 Alpha	Alpha Count Code	Removable DPM/100 cm2 Beta	Beta Count Code	Comments
	X	Y									Max Beta	Avg Beta					
PAINTED BLOCK	2	1	N/A	N/A	N/A	N/A	3	6	293	11	413	260	-0.74	2	-3.71	3	EAST WALL
PAINTED BLOCK	1	0.5	N/A	N/A	N/A	N/A	1	6	275	11	422	270	0.76	2	-3.71	3	SOUTH WALL
PAINTED BLOCK	2	1.5	N/A	N/A	N/A	N/A	1	6	288	11	396	250	-0.74	2	-2.36	3	WEST WALL

LB5100-W Low Background Counting System – Smear Analysis

Date: 5/18/95
 Counting Unit id: 1
 Data file name: C:\LBXL\UNIT1\B01-255.XLD
 Batch Ended: 5/18/95 11:44
 Crosstalk Correction: Not Applied

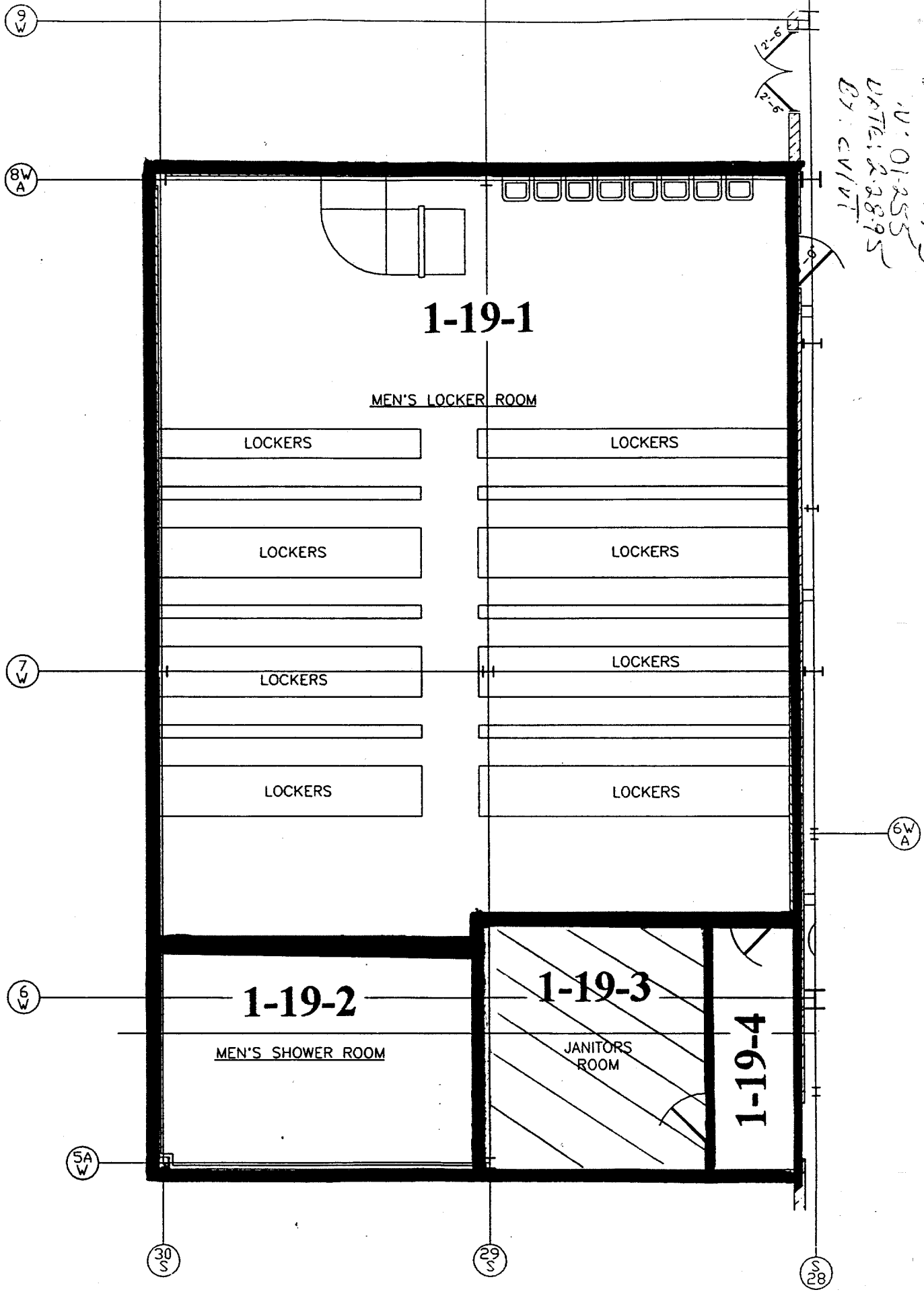
Alpha activity action level (DPM): 20.00
 Beta activity action level (DPM): 200.00
 Certainty level for MDA and flags: 95.00%
 High Voltage Setting: 1410

Application Revision: 3
 Application Version: Standard

Batch ID: Blairsville 1-19-3

Carrier	Alpha Activity				Beta Activity				Count time (min)	Alpha CPM	Beta CPM	Completion Date - Time
	DPM	σ	flags	MDA	DPM	σ	flags	MDA				
1	-0.738	1.50	<MDA	7.53	-3.71	1.37	<MDA	12.28	2.00	-0.246	-1.38	5/18/95 11:39
2	0.760	1.50	<MDA	7.53	-3.71	1.37	<MDA	12.28	2.00	0.254	-1.38	5/18/95 11:41
3	-0.738	1.50	<MDA	7.53	-2.36	1.92	<MDA	12.28	2.00	-0.246	-0.88	5/18/95 11:44

Alpha efficiency log file: th230ab Alpha Efficiency: 33.37% Alpha to Beta Crosstalk: 24.79% Alpha Background (CPM): 0.246428571 Alpha Correction Factor: 1.000
Beta efficiency log file: tc99ab Beta Efficiency: 37.06% Beta into Alpha Crosstalk: 0.03% Beta Background (CPM): 1.875 Beta Correction Factor: 1.000



UNIVERSITY
N. 01255
DATE: 2.28.95
BY: CV/VT

Blairsville Point Survey Form #003

Survey Serial #:	01-256
Survey Section:	1
Survey Unit:	43
Survey Sub-unit:	1

Alpha Survey Instruments				
Inst. S/N	Inst. Code	Eff. %	Corr. Fac.	Bkg. CPM
1510	6	21.4	4.67	3


Beta Survey Instruments				
Inst. S/N	Inst. Code	Eff. %	Corr. Fac.	Bkg. CPM
1593	11	35.4	2.82	165

Gamma or Beta/Gamma Instruments			
Inst. S/N	Inst. Code	Bkg.	Detection Type

Classification:	4
Survey Type:	LOWER

Alpha Counting Instruments				
Inst. S/N	Inst. Code	Eff. %	Corr. Fac.	Bkg. CPM
13295	2	33.37	3.00	0.25

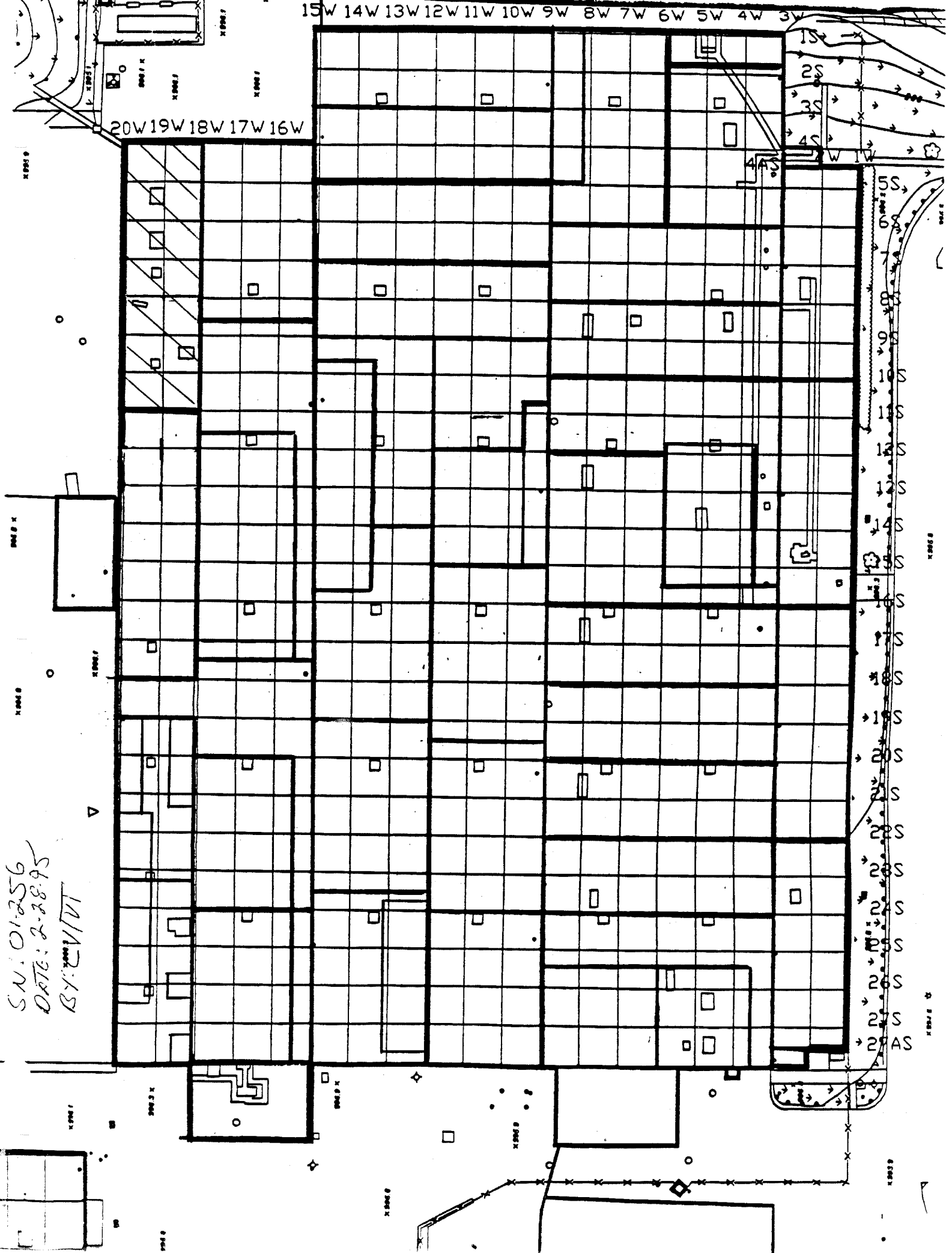
Beta Counting Instruments				
Inst. S/N	Inst. Code	Eff. %	Corr. Fac.	Bkg. CPM
13295	3	37.06	2.70	1.88

Surveyor:	V. TAYLOR/ C. VERGARI
Signature:	

Surface Description	Coordinates		Gamma at 1m	Gamma Inst.	Beta/Gamma Contact	Beta/Gamma Code	Contact Gross 1 min. Count	Alpha Inst.	Contact Gross 1 min. Count	Beta Inst.	Scan Contact Gross CPM		Removable DPM/100 cm2	Alpha Count	Removable DPM/100 cm2	Beta Count	Comments
	X	Y	uR/hr	Code	mR/hr	Code	Alpha	Code	Beta	Code	Max Beta	Avg Beta	Alpha	Code	Beta	Code	
PAINTED BLOCK	0.3	0.5	N/A	N/A	N/A	N/A	1	6	205	11	236	170	-0.74	2	-2.36	3	EAST WALL
PAINTED BLOCK	8.7	1.5	N/A	N/A	N/A	N/A	2	6	187	11	232	150	-0.74	2	-1.01	3	EAST WALL
PAINTED BLOCK	12	0.5	N/A	N/A	N/A	N/A	1	6	197	11	252	170	0.76	2	-1.01	3	EAST WALL
PAINTED BLOCK	17	1	N/A	N/A	N/A	N/A	1	6	171	11	277	180	-0.74	2	-5.06	3	EAST WALL
PAINTED BLOCK	19	1.5	N/A	N/A	N/A	N/A	2	6	172	11	241	150	-0.74	2	-5.06	3	EAST WALL
PAINTED BLOCK	27	1.5	N/A	N/A	N/A	N/A	2	6	206	11	353	210	-0.74	2	-1.01	3	EAST WALL
PAINTED BLOCK	29	1	N/A	N/A	N/A	N/A	0	6	165	11	231	170	-0.74	2	-3.71	3	EAST WALL
PAINTED BLOCK	39.5	0.5	N/A	N/A	N/A	N/A	1	6	183	11	242	180	-0.74	2	-2.36	3	EAST WALL
PAINTED BLOCK	2	1	N/A	N/A	N/A	N/A	1	6	196	11	298	180	-0.74	2	-1.01	3	SOUTH WALL
PAINTED BLOCK	4	1.5	N/A	N/A	N/A	N/A	0	6	150	11	346	180	-0.74	2	1.69	3	SOUTH WALL
PAINTED BLOCK	8	1.5	N/A	N/A	N/A	N/A	0	6	271	11	365	250	-0.74	2	1.69	3	SOUTH WALL
PAINTED BLOCK	10	1	N/A	N/A	N/A	N/A	2	6	245	11	299	240	-0.74	2	0.34	3	SOUTH WALL
PAINTED BLOCK	0.5	0.5	N/A	N/A	N/A	N/A	1	6	269	11	326	230	-0.74	2	0.34	3	WEST WALL
PAINTED BLOCK	16.4	1	N/A	N/A	N/A	N/A	4	6	264	11	345	240	-0.74	2	-2.36	3	WEST WALL
PAINTED BLOCK	20.4	0.5	N/A	N/A	N/A	N/A	2	6	146	11	220	150	0.76	2	-1.01	3	WEST WALL
PAINTED BLOCK	26	0.5	N/A	N/A	N/A	N/A	3	6	165	11	271	170	-0.74	2	-1.01	3	WEST WALL
PAINTED BLOCK	28	1	N/A	N/A	N/A	N/A	3	6	155	11	227	150	-0.74	2	5.73	3	WEST WALL
PAINTED BLOCK	36	1	N/A	N/A	N/A	N/A	1	6	160	11	205	170	-0.74	2	0.34	3	WEST WALL
PAINTED BLOCK	39	1.5	N/A	N/A	N/A	N/A	5	6	183	11	256	180	0.76	2	0.34	3	WEST WALL
PAINTED BLOCK	2	1.5	N/A	N/A	N/A	N/A	1	6	182	11	279	160	0.76	2	5.73	3	NORTH WALL

15W 14W 13W 12W 11W 10W 9W 8W 7W 6W 5W 4W 3W

20W 19W 18W 17W 16W



SN: 01-256
 DATE: 2-28-95
 BY: M/V/T

1S
 2S
 3S
 4S
 5S
 6S
 7S
 8S
 9S
 10S
 11S
 12S
 13S
 14S
 15S
 16S
 17S
 18S
 19S
 20S
 21S
 22S
 23S
 24S
 25S
 26S
 27S
 28S
 29S
 30S

LB5100-W Low Background Counting System – Smear Analysis

Date: 5/18/95
 Counting Unit id: 1
 Data file name: C:\LBXL\UNIT1\B01-256.XLD
 Batch Ended: 5/18/95 12:28
 Crosstalk Correction: Not Applied

Alpha activity action level (DPM): 20.00
 Beta activity action level (DPM): 200.00
 Certainty level for MDA and flags: 95.00%
 High Voltage Setting: 1410

Application Revision: 3
 Application Version: Standard

Alpha efficiency log file: th230ab
 Alpha Efficiency: 33.37%
 Alpha to Beta Crosstalk: 24.79%
 Alpha Background (CPM): 0.246428571
 Alpha Correction Factor: 1.000

Beta efficiency log file: tc99ab
 Beta Efficiency: 37.06%
 Beta into Alpha Crosstalk: 0.03%

Beta Background (CPM): 1.875
 Beta Correction Factor: 1.000

Batch ID: Blairsville 1-43-1

Carrier	Alpha Activity				Beta Activity				Count time (min)	Alpha CPM	Beta CPM	Completion Date - Time
	DPM	σ	flags	MDA	DPM	σ	flags	MDA				
4	-0.738	1.50	<MDA	7.53	-2.36	1.92	<MDA	12.28	2.00	-0.246	-0.88	5/18/95 11:46
5	-0.738	1.50	<MDA	7.53	-1.01	2.35	<MDA	12.28	2.00	-0.246	-0.38	5/18/95 11:48
6	0.760	1.50	<MDA	7.53	-1.01	2.35	<MDA	12.28	2.00	0.254	-0.38	5/18/95 11:50
7	-0.738	1.50	<MDA	7.53	-5.06	1.37	<MDA	12.28	2.00	-0.246	-1.88	5/18/95 11:52
8	-0.738	1.50	<MDA	7.53	-5.06	1.37	<MDA	12.28	2.00	-0.246	-1.88	5/18/95 11:55
9	-0.738	1.50	<MDA	7.53	-1.01	2.35	<MDA	12.28	2.00	-0.246	-0.38	5/18/95 11:57
10	-0.738	1.50	<MDA	7.53	-3.71	1.37	<MDA	12.28	2.00	-0.246	-1.38	5/18/95 11:59
11	-0.738	1.50	<MDA	7.53	-2.36	1.92	<MDA	12.28	2.00	-0.246	-0.88	5/18/95 12:01
12	-0.738	1.50	<MDA	7.53	-1.01	2.35	<MDA	12.28	2.00	-0.246	-0.38	5/18/95 12:03
13	-0.738	1.50	<MDA	7.53	1.69	3.03	<MDA	12.28	2.00	-0.246	0.63	5/18/95 12:06
14	-0.738	1.50	<MDA	7.53	1.69	3.03	<MDA	12.28	2.00	-0.246	0.63	5/18/95 12:08
15	-0.738	1.50	<MDA	7.53	0.34	2.71	<MDA	12.28	2.00	-0.246	0.13	5/18/95 12:10
16	-0.738	1.50	<MDA	7.53	0.34	2.71	<MDA	12.28	2.00	-0.246	0.13	5/18/95 12:12
17	-0.738	1.50	<MDA	7.53	-2.36	1.92	<MDA	12.28	2.00	-0.246	-0.88	5/18/95 12:14
18	0.760	1.50	<MDA	7.53	-1.01	2.35	<MDA	12.28	2.00	0.254	-0.38	5/18/95 12:17
19	-0.738	1.50	<MDA	7.53	-1.01	2.35	<MDA	12.28	2.00	-0.246	-0.38	5/18/95 12:19
20	-0.738	1.50	<MDA	7.53	5.73	3.83	<AL	12.28	2.00	-0.246	2.13	5/18/95 12:21
21	-0.738	1.50	<MDA	7.53	0.34	2.71	<MDA	12.28	2.00	-0.246	0.13	5/18/95 12:23
22	0.760	1.50	<MDA	7.53	0.34	2.71	<MDA	12.28	2.00	0.254	0.13	5/18/95 12:25
23	0.760	1.50	<MDA	7.53	5.73	3.83	<AL	12.28	2.00	0.254	2.13	5/18/95 12:28

Blairsville Point Survey Form #003

Survey Serial #:	01-257
Survey Section:	1
Survey Unit:	41
Survey Sub-unit:	1

Alpha Survey Instruments				
Inst. S/N	Inst. Code	Eff. %	Corr. Fac.	Bkg. CPM
1510	6	21.4	4.67	3

Beta Survey Instruments				
Inst. S/N	Inst. Code	Eff. %	Corr. Fac.	Bkg. CPM
1593	11	35.4	2.82	164

Gamma or Beta/Gamma Instruments			
Inst. S/N	Inst. Code	Bkg.	Detection Type

Classification:	4
Survey Type:	LOWER

Alpha Counting Instruments				
Inst. S/N	Inst. Code	Eff. %	Corr. Fac.	Bkg. CPM
13295	2	33.37	3.00	0.25

Beta Counting Instruments				
Inst. S/N	Inst. Code	Eff. %	Corr. Fac.	Bkg. CPM
13295	3	37.06	2.70	1.88

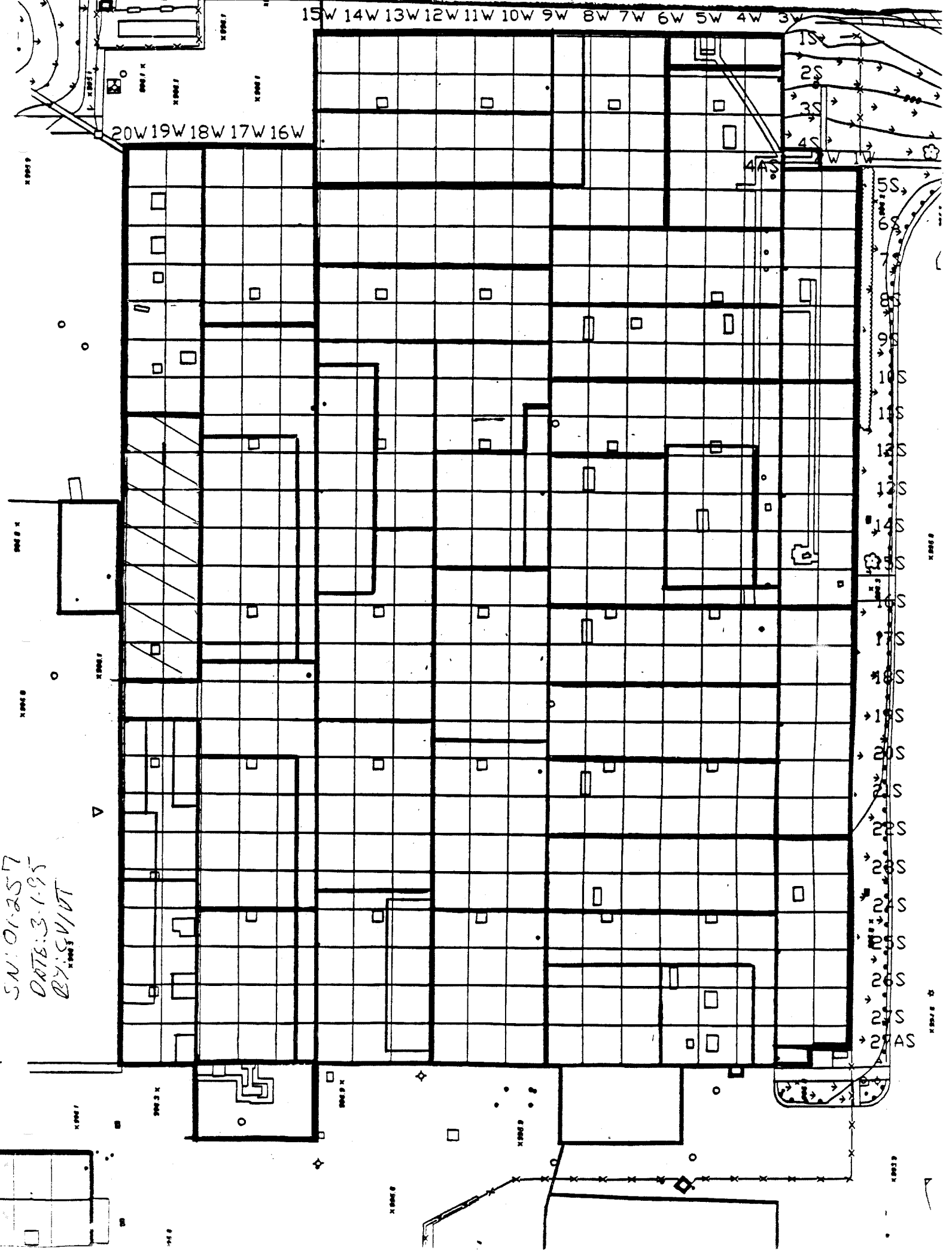
Surveyor:	V. TAYLOR/ C. VERGARI
Signature:	<i>V. Taylor / C. Vergari</i>

Surface Description	Coordinates		Gamma at 1m uR/hr	Gamma Inst. Code	Beta/Gamma Contact mR/hr	Beta/Gamma Code	Contact Gross 1 min. Count Alpha	Alpha Inst. Code	Contact Gross 1 min. Count Beta	Beta Inst. Code	Scan Contact Gross CPM		Removable DPM/100 cm2 Alpha	Alpha Count Code	Removable DPM/100 cm2 Beta	Beta Count Code	Comments
	X	Y									Max Beta	Avg Beta					
	PAINTED BLOCK	1.2									1.5	N/A					
PAINTED BLOCK	5	0.5	N/A	N/A	N/A	N/A	3	6	282	11	379	260	-0.74	2	-3.71	3	NORTH WALL
PAINTED BLOCK	6.5	1.5	N/A	N/A	N/A	N/A	0	6	162	11	243	170	-0.74	2	0.34	3	NORTH WALL
PAINTED BLOCK	7.5	1	N/A	N/A	N/A	N/A	2	6	162	11	214	160	-0.74	2	-5.06	3	NORTH WALL
PAINTED BLOCK	9.5	1.3	N/A	N/A	N/A	N/A	0	6	154	11	311	180	-0.74	2	0.34	3	NORTH WALL
PAINTED BLOCK	11.5	1	N/A	N/A	N/A	N/A	1	6	137	11	203	150	2.26	2	-1.01	3	NORTH WALL
PAINTED BLOCK	0.5	0.5	N/A	N/A	N/A	N/A	3	6	219	11	274	190	-0.74	2	-3.71	3	EAST WALL
PAINTED BLOCK	3	1	N/A	N/A	N/A	N/A	2	6	224	11	229	190	-0.74	2	-5.06	3	EAST WALL
PAINTED BLOCK	15	1.2	N/A	N/A	N/A	N/A	2	6	159	11	193	150	-0.74	2	-1.01	3	EAST WALL
PAINTED BLOCK	22.5	1.5	N/A	N/A	N/A	N/A	4	6	160	11	202	180	-0.74	2	1.69	3	EAST WALL
PAINTED BLOCK	25.5	1.5	N/A	N/A	N/A	N/A	0	6	156	11	230	160	-0.74	2	0.34	3	EAST WALL
PAINTED BLOCK	26	1.5	N/A	N/A	N/A	N/A	0	6	162	11	251	150	-0.74	2	3.04	3	EAST WALL
PAINTED BLOCK	28.5	1.5	N/A	N/A	N/A	N/A	4	6	169	11	267	150	-0.74	2	-1.01	3	EAST WALL
PAINTED BLOCK	31.5	1.5	N/A	N/A	N/A	N/A	0	6	149	11	166	140	-0.74	2	-1.01	3	EAST WALL
PAINTED BLOCK	39	1.5	N/A	N/A	N/A	N/A	0	6	160	11	197	150	-0.74	2	-2.36	3	EAST WALL
PAINTED BLOCK	1	0.5	N/A	N/A	N/A	N/A	2	6	205	11	319	220	0.76	2	0.34	3	SOUTH WALL

15W 14W 13W 12W 11W 10W 9W 8W 7W 6W 5W 4W 3W

20W 19W 18W 17W 16W

SN: 01-257
DATE: 3-1-95
BY: SV/VT



LB5100-W Low Background Counting System -- Smear Analysis

Date: 5/18/95
 Counting Unit id: 1
 Data file name: C:\LBXL\UNIT1\B01-257.XLD
 Batch Ended: 5/18/95 13:03
 Crosstalk Correction: Not Applied

Alpha activity action level (DPM): 20.00
 Beta activity action level (DPM): 200.00
 Certainty level for MDA and flags: 95.00%
 High Voltage Setting: 1410

Application Revision: 3
 Application Version: Standard

Batch ID: Blairsville 1-41-1

Carrier	Alpha Activity				Beta Activity				Count time (min)	Alpha CPM	Beta CPM	Completion Date - Time
	DPM	σ	flags	MDA	DPM	σ	flags	MDA				
24	-0.738	1.50	<MDA	7.53	-1.01	2.35	<MDA	12.28	2.00	-0.246	-0.38	5/18/95 12:30
25	-0.738	1.50	<MDA	7.53	-3.71	1.37	<MDA	12.28	2.00	-0.246	-1.38	5/18/95 12:32
26	-0.738	1.50	<MDA	7.53	0.34	2.71	<MDA	12.28	2.00	-0.246	0.13	5/18/95 12:34
27	-0.738	1.50	<MDA	7.53	-5.06	1.37	<MDA	12.28	2.00	-0.246	-1.88	5/18/95 12:36
28	-0.738	1.50	<MDA	7.53	0.34	2.71	<MDA	12.28	2.00	-0.246	0.13	5/18/95 12:39
29	2.258	2.12	<AL	7.53	-1.01	2.35	<MDA	12.28	2.00	0.754	-0.38	5/18/95 12:41
30	-0.738	1.50	<MDA	7.53	-3.71	1.37	<MDA	12.28	2.00	-0.246	-1.38	5/18/95 12:43
31	-0.738	1.50	<MDA	7.53	-5.06	1.37	<MDA	12.28	2.00	-0.246	-1.88	5/18/95 12:45
32	-0.738	1.50	<MDA	7.53	-1.01	2.35	<MDA	12.28	2.00	-0.246	-0.38	5/18/95 12:47
33	-0.738	1.50	<MDA	7.53	1.69	3.03	<MDA	12.28	2.00	-0.246	0.63	5/18/95 12:50
34	-0.738	1.50	<MDA	7.53	0.34	2.71	<MDA	12.28	2.00	-0.246	0.13	5/18/95 12:52
35	-0.738	1.50	<MDA	7.53	3.04	3.31	<MDA	12.28	2.00	-0.246	1.13	5/18/95 12:54
36	-0.738	1.50	<MDA	7.53	-1.01	2.35	<MDA	12.28	2.00	-0.246	-0.38	5/18/95 12:56
37	-0.738	1.50	<MDA	7.53	-1.01	2.35	<MDA	12.28	2.00	-0.246	-0.38	5/18/95 12:58
38	-0.738	1.50	<MDA	7.53	-2.36	1.92	<MDA	12.28	2.00	-0.246	-0.88	5/18/95 13:01
39	0.760	1.50	<MDA	7.53	0.34	2.71	<MDA	12.28	2.00	0.254	0.13	5/18/95 13:03

Alpha efficiency log file: th230ab Alpha Efficiency: 33.37% Alpha to Beta Crosstalk: 24.79% Alpha Background (CPM): 0.246428571 Alpha Correction Factor: 1.000
Beta efficiency log file: tc99ab Beta Efficiency: 37.06% Beta into Alpha Crosstalk: 0.03% Beta Background (CPM): 1.875 Beta Correction Factor: 1.000

Blairsville Point survey Form #003

Survey Serial #:	01-258
Survey Section:	1
Survey Unit:	5
Survey Sub-unit:	4

Alpha Survey Instruments				
Inst. S/N	Inst. Code	Eff. %	Corr. Fac.	Bkg. CPM
1510	6	21.4	4.67	0

Beta Survey Instruments				
Inst. S/N	Inst. Code	Eff. %	Corr. Fac.	Bkg. CPM
1593	11	35.4	2.82	476

Gamma or Beta/Gamma Instruments			
Inst. S/N	Inst. Code	Bkg.	Detection Type

Classification:	4
Survey Type:	LOWER

Alpha Counting Instruments				
Inst. S/N	Inst. Code	Eff. %	Corr. Fac.	Bkg. CPM
13295	2	33.37	3.00	0.25

Beta Counting Instruments				
Inst. S/N	Inst. Code	Eff. %	Corr. Fac.	Bkg. CPM
13295	3	37.06	2.70	1.88

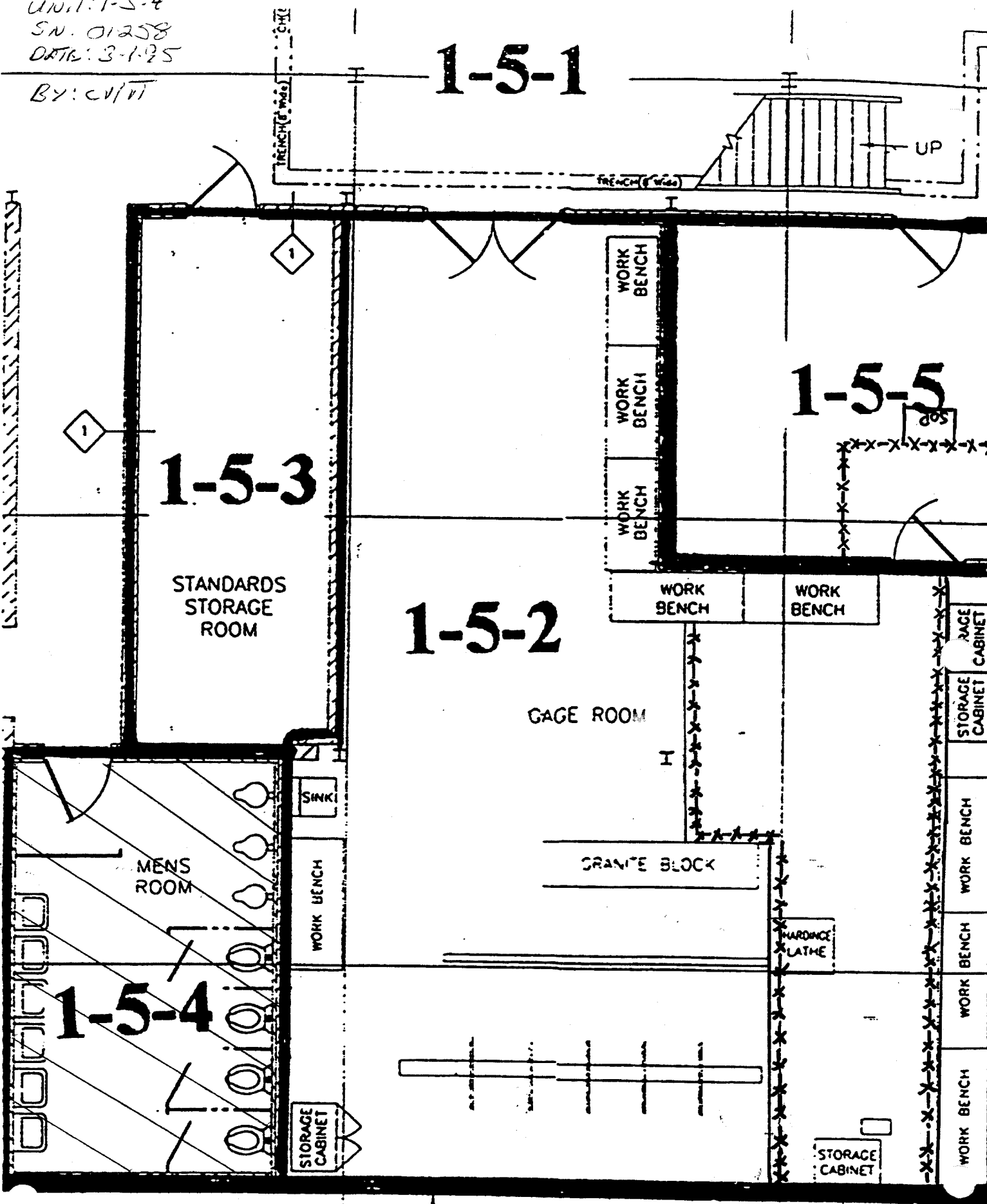
Surveyor:	V. TAYLOR/ C. VERGARI
Signature:	<i>V. Taylor / C. Vergari</i>

Surface Description	Coordinates		Gamma at 1m uR/hr	Gamma Inst. Code	Beta/Gamma Contact mR/hr	Beta/Gamma Code	Contact Gross 1 min. Count Alpha	Alpha Inst. Code	Contact Gross 1 min. Count Beta	Beta Inst. Code	Scan Contact Gross CPM		Removable DPM/100 cm2 Alpha	Alpha Count Code	Removable DPM/100 cm2 Beta	Beta Count Code	Comments
	X	Y									Max Beta	Avg Beta					
	GLAZED BRICK	2									0.5	N/A					
GLAZED BRICK	3	1	N/A	N/A	N/A	N/A	3	6	502	11	613	480	-0.74	2	-1.01	3	EAST WALL
GLAZED BRICK	3	1.5	N/A	N/A	N/A	N/A	2	6	520	11	537	490	-0.74	2	-2.36	3	SOUTH WALL
PAINTED BLOCK	5	1	N/A	N/A	N/A	N/A	2	6	270	11	331	230	-0.74	2	1.69	3	SOUTH WALL
GLAZED BRICK	2	1.5	N/A	N/A	N/A	N/A	6	6	513	11	615	460	-0.74	2	-3.71	3	WEST WALL
GLAZED BRICK	3	1	N/A	N/A	N/A	N/A	3	6	498	11	614	480	-0.74	2	0.34	3	NORTH WALL
GLAZED BRICK	5	1	N/A	N/A	N/A	N/A	5	6	546	11	624	510	-0.74	2	-3.71	3	NORTH WALL

UNIT: 1-5-4
SN. 01258
DATE: 3-1-95

BY: CV/TT

1-5-1



1-5-5

1-5-3

1-5-2

1-5-4

STANDARDS
STORAGE
ROOM

GAGE ROOM

MENS
ROOM

GRANITE BLOCK

SINK

WORK BENCH

STORAGE CABINET

WORK BENCH

WORK BENCH

STORAGE CABINET

STORAGE CABINET

WORK BENCH

WORK BENCH

WORK BENCH

WORK BENCH

WORK BENCH

STORAGE CABINET

UP

FRENCH (6' wide)

FRENCH (6' wide)

500



LB5100-W Low Background Counting System -- Smear Analysis

Date: 5/18/95
 Counting Unit id: 1
 Data file name: C:\LBXL\UNIT1\B01-258.XLD
 Batch Ended: 5/18/95 14:02
 Crosstalk Correction: Not Applied

Alpha activity action level (DPM): 20.00
 Beta activity action level (DPM): 200.00
 Certainty level for MDA and flags: 95.00%
 High Voltage Setting: 1410

Application Revision: 3
 Application Version: Standard

Batch ID: bLAIRSVILLE 1-5-4

Carrier	Alpha Activity				Beta Activity				Count time (min)	Alpha CPM	Beta CPM	Completion Date - Time
	DPM	σ	flags	MDA	DPM	σ	flags	MDA				
1	-0.738	1.50	<MDA	7.53	-1.01	2.35	<MDA	12.28	2.00	-0.246	-0.38	5/18/95 13:49
2	-0.738	1.50	<MDA	7.53	-1.01	2.35	<MDA	12.28	2.00	-0.246	-0.38	5/18/95 13:51
3	-0.738	1.50	<MDA	7.53	-2.36	1.92	<MDA	12.28	2.00	-0.246	-0.88	5/18/95 13:53
4	-0.738	1.50	<MDA	7.53	1.69	3.03	<MDA	12.28	2.00	-0.246	0.63	5/18/95 13:56
5	-0.738	1.50	<MDA	7.53	-3.71	1.37	<MDA	12.28	2.00	-0.246	-1.38	5/18/95 13:58
6	-0.738	1.50	<MDA	7.53	0.34	2.71	<MDA	12.28	2.00	-0.246	0.13	5/18/95 14:00
7	-0.738	1.50	<MDA	7.53	-3.71	1.37	<MDA	12.28	2.00	-0.246	-1.38	5/18/95 14:02

Alpha efficiency log file: th230ab
 Alpha Efficiency: 33.37%
 Alpha to Beta Crosstalk: 24.79%
 Alpha Background (CPM): 0.246428571
 Alpha Correction Factor: 1.000

Beta efficiency log file: tc99ab
 Beta Efficiency: 37.06%
 Beta into Alpha Crosstalk: 0.03%
 Beta Background (CPM): 1.875
 Beta Correction Factor: 1.000

Blairsville Point Survey Form #003

Survey Serial #:	01-259
Survey Section:	1
Survey Unit:	5
Survey Sub-unit:	1

Alpha Survey Instruments				
Inst. S/N	Inst. Code	Eff. %	Corr. Fac.	Bkg. CPM
1588	8	20.3	4.93	2


Beta Survey Instruments				
Inst. S/N	Inst. Code	Eff. %	Corr. Fac.	Bkg. CPM
1595	12	32.4	3.09	285

Gamma or Beta/Gamma Instruments			
Inst. S/N	Inst. Code	Bkg.	Detection Type

Classification:	4
Survey Type:	LOWER

Alpha Counting Instruments				
Inst. S/N	Inst. Code	Eff. %	Corr. Fac.	Bkg. CPM
13295	2	33.37	3.00	0.25

Beta Counting Instruments				
Inst. S/N	Inst. Code	Eff. %	Corr. Fac.	Bkg. CPM
13295	3	37.06	2.70	1.88

Surveyor:	V. TAYLOR/ C. VERGARI
Signature:	

Surface Description	Coordinates		Gamma at 1m	Gamma Inst.	Beta/Gamma Contact	Beta/Gamma Code	Contact Gross 1 min. Count	Alpha Inst.	Contact Gross 1 min. Count	Beta Inst.	Scan Contact Gross CPM		Removable DPM/100 cm2	Alpha Count	Removable DPM/100 cm2	Beta Count	Comments
	X	Y	uR/hr	Code	mR/hr	Code	Alpha	Code	Beta	Code	Max Beta	Avg Beta	Alpha	Code	Beta	Code	
	PAINTED BLOCK	2	0.5	N/A	N/A	N/A	N/A	2	8	244	12	359	250	-0.74	2	-1.01	
PAINTED BLOCK	4	1	N/A	N/A	N/A	N/A	3	8	256	12	270	230	-0.74	2	-2.36	3	SOUTH WALL #1
PAINTED BLOCK	6	1.5	N/A	N/A	N/A	N/A	2	8	241	12	318	230	-0.74	2	-2.36	3	SOUTH WALL #1
PAINTED BLOCK	8	0.5	N/A	N/A	N/A	N/A	1	8	251	12	414	260	-0.74	2	-2.36	3	SOUTH WALL #1
PAINTED BLOCK	10	1	N/A	N/A	N/A	N/A	1	8	226	12	308	220	-0.74	2	0.34	3	SOUTH WALL #1
PAINTED BLOCK	12	1.5	N/A	N/A	N/A	N/A	2	8	272	12	433	240	-0.74	2	-2.36	3	SOUTH WALL #1
PAINTED BLOCK	14	0.5	N/A	N/A	N/A	N/A	1	8	263	12	345	250	0.76	2	-1.01	3	SOUTH WALL #1
PAINTED BLOCK	2	0.5	N/A	N/A	N/A	N/A	1	8	281	12	379	260	0.76	2	4.39	3	NORTH WALL #1
PAINTED BLOCK	4	1	N/A	N/A	N/A	N/A	2	8	277	12	304	230	-0.74	2	0.34	3	NORTH WALL #1
PAINTED BLOCK	8	1.5	N/A	N/A	N/A	N/A	2	8	249	12	389	220	0.76	2	-3.71	3	NORTH WALL #1
PAINTED BLOCK	10	0.5	N/A	N/A	N/A	N/A	1	8	271	12	382	220	-0.74	2	0.34	3	NORTH WALL #1
PAINTED BLOCK	12	1	N/A	N/A	N/A	N/A	1	8	239	12	318	240	-0.74	2	-3.71	3	NORTH WALL #1
PAINTED BLOCK	2	0.5	N/A	N/A	N/A	N/A	1	8	264	12	370	250	0.76	2	-2.36	3	SOUTH WALL #2
PAINTED BLOCK	4	1	N/A	N/A	N/A	N/A	2	8	286	12	284	240	-0.74	2	-3.71	3	SOUTH WALL #2
PAINTED BLOCK	2	0.5	N/A	N/A	N/A	N/A	2	8	317	12	435	240	-0.74	2	-3.71	3	NORTH WALL#2
PAINTED BLOCK	4	1	N/A	N/A	N/A	N/A	2	8	346	12	420	350	-0.74	2	-3.71	3	NORTH WALL#2
PAINTED BLOCK	6	1.5	N/A	N/A	N/A	N/A	1	8	349	12	413	340	-0.74	2	7.08	3	NORTH WALL#2
PAINTED BLOCK	2	0.5	N/A	N/A	N/A	N/A	2	8	308	12	361	280	-0.74	2	-3.71	3	WEST WALL
PAINTED BLOCK	4	1	N/A	N/A	N/A	N/A	0	8	324	12	374	320	0.76	2	-3.71	3	WEST WALL
PAINTED BLOCK	2	1.5	N/A	N/A	N/A	N/A	1	8	245	12	342	220	-0.74	2	-5.06	3	EAST WALL
PAINTED BLOCK	4	1	N/A	N/A	N/A	N/A	4	8	265	12	424	260	-0.74	2	0.34	3	EAST WALL
PAINTED BLOCK	5.5	0.5	N/A	N/A	N/A	N/A	2	8	255	12	319	230	-0.74	2	-2.36	3	EAST WALL
PAINTED BLOCK	8.5	0.5	N/A	N/A	N/A	N/A	2	8	292	12	299	260	-0.74	2	-2.36	3	EAST WALL

Blairsville Point Survey Form #003

Survey Serial #:	01-259
Survey Section:	1
Survey Unit:	5
Survey Sub-unit:	1

Alpha Survey Instruments				
Inst. S/N	Inst. Code	Eff. %	Corr. Fac.	Bkg. CPM
1588	8	20.3	4.93	2


Beta Survey Instruments				
Inst. S/N	Inst. Code	Eff. %	Corr. Fac.	Bkg. CPM
1595	12	32.4	3.09	285

Gamma or Beta/Gamma Instruments			
Inst. S/N	Inst. Code	Bkg.	Detection Type

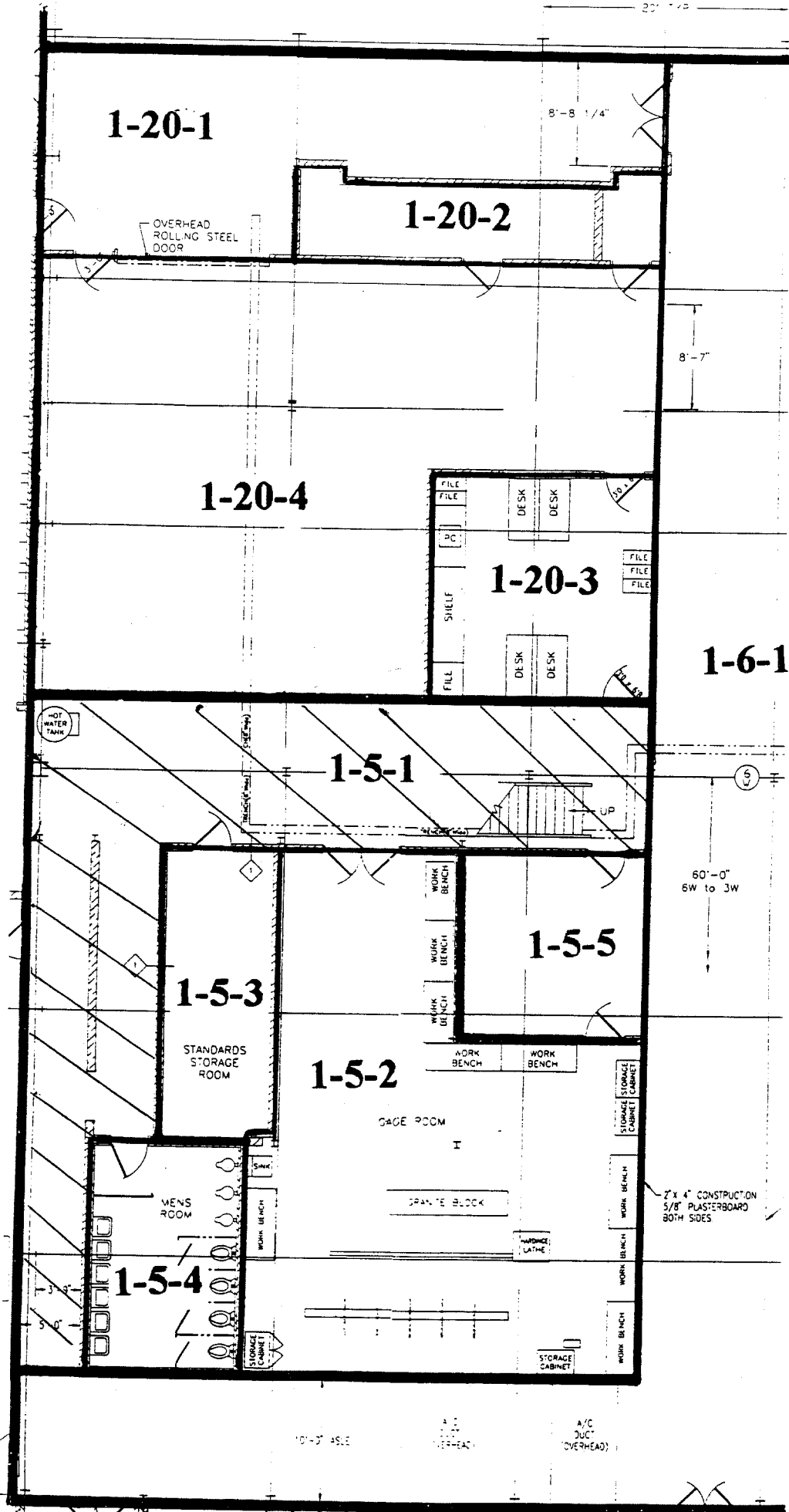
Classification:	4
Survey Type:	LOWER
Survey Date:	3/1/95
Count Date:	5/18/95

Alpha Counting Instruments				
Inst. S/N	Inst. Code	Eff. %	Corr. Fac.	Bkg. CPM
13295	2	33.37	3.00	0.25

Beta Counting Instruments				
Inst. S/N	Inst. Code	Eff. %	Corr. Fac.	Bkg. CPM
13295	3	37.06	2.70	1.88

Surveyor:	V. TAYLOR/ C. VERGARI
Signature:	

Surface Description	Coordinates		Gamma at 1m uR/hr	Gamma Inst. Code	Beta/Gamma Contact mR/hr	Beta/Gamma Code	Contact Gross 1 min. Count Alpha	Alpha Inst. Code	Contact Gross 1 min. Count Beta	Beta Inst. Code	Scan Contact Gross CPM		Removable DPM/100 cm2 Alpha	Alpha Count	Removable DPM/100 cm2 Beta	Beta Count	Comments
	X	Y									Max Beta	Avg Beta					
PAINTED BLOCK	10	0.5	N/A	N/A	N/A	N/A	0	8	303	12	414	280	0.76	2	-3.71	3	EAST WALL
PAINTED BLOCK	11.5	1	N/A	N/A	N/A	N/A	3	8	312	12	393	270	-0.74	2	0.34	3	EAST WALL



1-1-1-1-1-1
 5/10/01-259
 DATE: 3-1-95
 BY: CVV/V

LB5100-W Low Background Counting System -- Smear Analysis

Date: 5/25/95
 Counting Unit id: 1
 Data file name: C:\LBXL\UNIT1\B01-259.XLD
 Batch Ended: 5/18/95 14:57
 Crosstalk Correction: Not Applied

Alpha activity action level (DPM): 20.00
 Beta activity action level (DPM): 200.00
 Certainty level for MDA and flags: 95.00%
 High Voltage Setting: 1410

Application Revision: 3
 Application Version: Standard

Batch ID: Blairsville 1-5-1

Alpha efficiency log file: th230ab			
Alpha Efficiency: 33.37%			
Alpha to Beta Crosstalk: 24.79%			
Alpha Background (CPM): 0.246428571			
Alpha Correction Factor: 1.000			
Beta efficiency log file: tc99ab			
Beta Efficiency: 37.06%			
Beta into Alpha Crosstalk: 0.03%			
Beta Background (CPM): 1.875			
Beta Correction Factor: 1.000			
Count time (min)	Alpha CPM	Beta CPM	Completion Date - Time
2.00	-0.246	-0.38	5/18/95 14:04
2.00	-0.246	-0.88	5/18/95 14:07
2.00	-0.246	-0.88	5/18/95 14:09
2.00	-0.246	-0.88	5/18/95 14:11
2.00	-0.246	0.13	5/18/95 14:13
2.00	-0.246	-0.88	5/18/95 14:15
2.00	0.254	-0.38	5/18/95 14:17
2.00	0.254	1.63	5/18/95 14:20
2.00	-0.246	0.13	5/18/95 14:22
2.00	0.254	-1.38	5/18/95 14:24
2.00	-0.246	0.13	5/18/95 14:26
2.00	-0.246	-1.38	5/18/95 14:28
2.00	0.254	-0.88	5/18/95 14:31
2.00	-0.246	-1.38	5/18/95 14:33
2.00	-0.246	-1.38	5/18/95 14:35
2.00	-0.246	-1.38	5/18/95 14:37
2.00	-0.246	2.63	5/18/95 14:39
2.00	-0.246	-1.38	5/18/95 14:42
2.00	0.254	-1.38	5/18/95 14:44
2.00	-0.246	-1.88	5/18/95 14:46
2.00	-0.246	0.13	5/18/95 14:48
2.00	-0.246	-0.88	5/18/95 14:50
2.00	-0.246	-0.88	5/18/95 14:53
2.00	0.254	-1.38	5/18/95 14:55

Carrier	Alpha Activity				Beta Activity			
	DPM	σ	flags	MDA	DPM	σ	flags	MDA
8	-0.738	1.50	<MDA	7.53	-1.01	2.35	<MDA	12.28
9	-0.738	1.50	<MDA	7.53	-2.36	1.92	<MDA	12.28
10	-0.738	1.50	<MDA	7.53	-2.36	1.92	<MDA	12.28
11	-0.738	1.50	<MDA	7.53	-2.36	1.92	<MDA	12.28
12	-0.738	1.50	<MDA	7.53	0.34	2.71	<MDA	12.28
13	-0.738	1.50	<MDA	7.53	-2.36	1.92	<MDA	12.28
14	0.760	1.50	<MDA	7.53	-1.01	2.35	<MDA	12.28
15	0.760	1.50	<MDA	7.53	4.39	3.58	<AL	12.28
16	-0.738	1.50	<MDA	7.53	0.34	2.71	<MDA	12.28
17	0.760	1.50	<MDA	7.53	-3.71	1.37	<MDA	12.28
18	-0.738	1.50	<MDA	7.53	0.34	2.71	<MDA	12.28
19	-0.738	1.50	<MDA	7.53	-3.71	1.37	<MDA	12.28
20	0.760	1.50	<MDA	7.53	-2.36	1.92	<MDA	12.28
21	-0.738	1.50	<MDA	7.53	-3.71	1.37	<MDA	12.28
22	-0.738	1.50	<MDA	7.53	-3.71	1.37	<MDA	12.28
23	-0.738	1.50	<MDA	7.53	-3.71	1.37	<MDA	12.28
24	-0.738	1.50	<MDA	7.53	7.08	4.06	<AL	12.28
25	-0.738	1.50	<MDA	7.53	-3.71	1.37	<MDA	12.28
26	0.760	1.50	<MDA	7.53	-3.71	1.37	<MDA	12.28
27	-0.738	1.50	<MDA	7.53	-5.06	1.37	<MDA	12.28
28	-0.738	1.50	<MDA	7.53	0.34	2.71	<MDA	12.28
29	-0.738	1.50	<MDA	7.53	-2.36	1.92	<MDA	12.28
31	-0.738	1.50	<MDA	7.53	-2.36	1.92	<MDA	12.28
30	0.760	1.50	<MDA	7.53	-3.71	1.37	<MDA	12.28

LB5100-W Low Background Counting System – Smear Analysis

Date: 5/25/95
 Counting Unit id: 1
 Data file name: C:\LBXLUNIT1\B01-259.XLD
 Batch Ended: 5/18/95 14:57
 Crosstalk Correction: Not Applied

Alpha activity action level (DPM): 20.00
 Beta activity action level (DPM): 200.00
 Certainty level for MDA and flags: 95.00%
 High Voltage Setting: 1410
 Application Revision: 3
 Application Version: Standard

Batch ID: Blairsville 1-5-1

Carrier	Alpha Activity				Beta Activity				Count time (min)	Alpha CPM	Beta CPM	Completion Date - Time
	DPM	σ	flags	MDA	DPM	σ	flags	MDA				
32	-0.738	1.50	<MDA	7.53	0.34	2.71	<MDA	12.28	2.00	-0.246	0.13	5/18/95 14:57

Alpha efficiency log file: th230ab Alpha Efficiency: 33.37% Alpha to Beta Crosstalk: 24.79% Alpha Background (CPM): 0.246428571 Alpha Correction Factor: 1.000
Beta efficiency log file: tc99ab Beta Efficiency: 37.06% Beta into Alpha Crosstalk: 0.03% Beta Background (CPM): 1.875 Beta Correction Factor: 1.000

Blairsville Point Survey Form #003

Survey Serial #:	01-260
Survey Section:	1
Survey Unit:	5
Survey Sub-unit:	2

Alpha Survey Instruments				
Inst. S/N	Inst. Code	Eff. %	Corr. Fac.	Bkg. CPM
1588	8	20.3	4.93	1

Beta Survey Instruments				
Inst. S/N	Inst. Code	Eff. %	Corr. Fac.	Bkg. CPM
1595	12	32.4	3.09	391

Gamma or Beta/Gamma Instruments			
Inst. S/N	Inst. Code	Bkg.	Detection Type

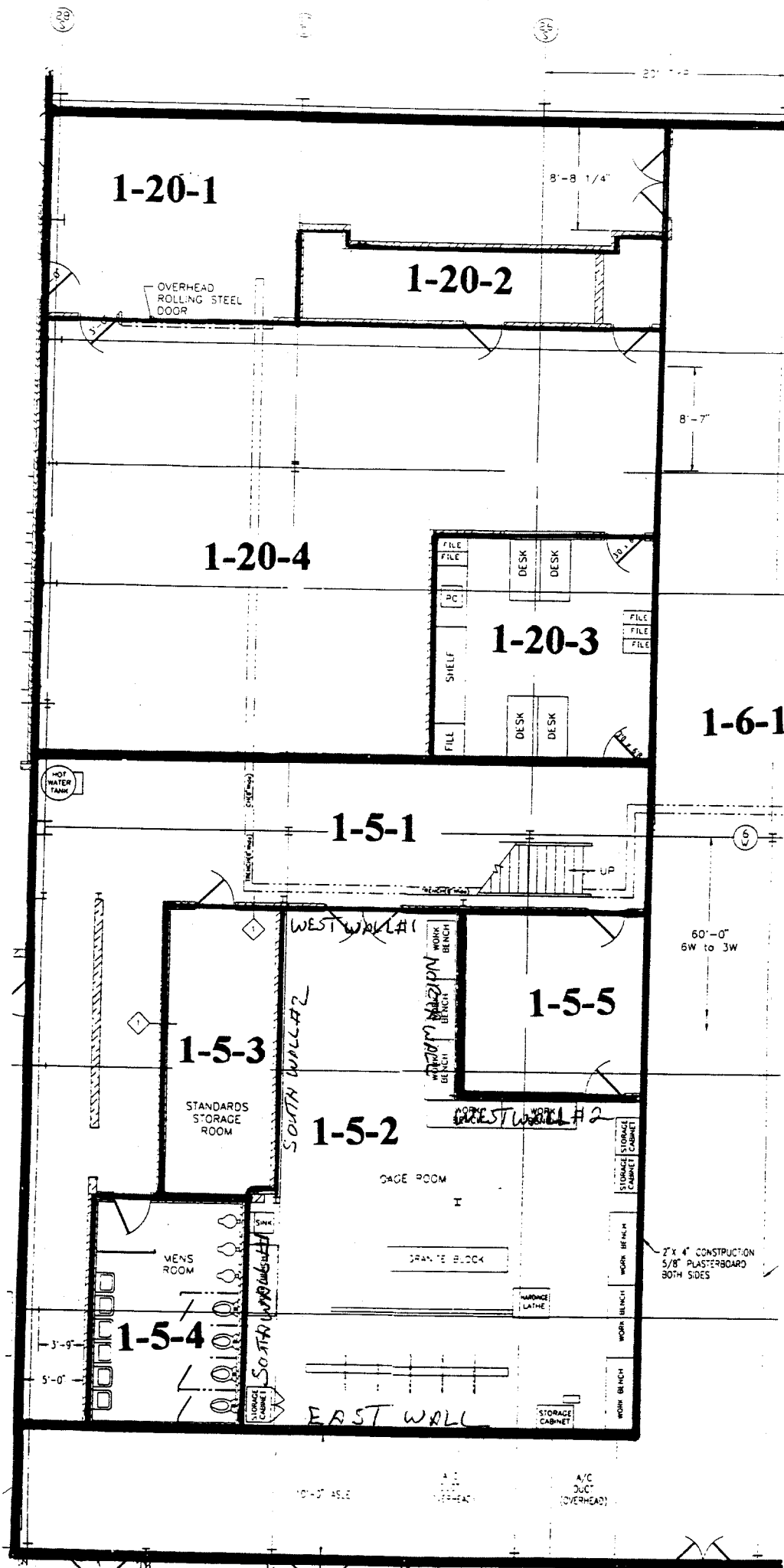
Classification:	4
Survey Type:	LOWER

Alpha Counting Instruments				
Inst. S/N	Inst. Code	Eff. %	Corr. Fac.	Bkg. CPM
13295	2	33.37	3.00	0.25

Beta Counting Instruments				
Inst. S/N	Inst. Code	Eff. %	Corr. Fac.	Bkg. CPM
13295	3	37.06	2.70	1.88

Surveyor:	V. TAYLOR/ C. VERGARI
Signature:	

Surface Description	Coordinates		Gamma at 1m uR/hr	Gamma Inst. Code	Beta/Gamma Contact mR/hr	Beta/Gamma Code	Contact Gross 1 min. Count Alpha	Alpha Inst. Code	Contact Gross 1 min. Count Beta	Beta Inst. Code	Scan Contact Gross CPM		Removable DPM/100 cm2 Alpha	Alpha Count Code	Removable DPM/100 cm2 Beta	Beta Count Code	Comments
	X	Y									Max Beta	Avg Beta					
PAINTED TILE	2	1	N/A	N/A	N/A	N/A	1	8	439	12	654	450	-0.74	2	-2.36	3	SOUTH WALL #1
PAINTED TILE	4	1.5	N/A	N/A	N/A	N/A	1	8	502	12	619	490	-0.74	2	0.34	3	SOUTH WALL #1
PAINTED TILE	5	1.5	N/A	N/A	N/A	N/A	3	8	517	12	707	490	0.76	2	-1.01	3	SOUTH WALL #1
PAINTED BLOCK	1	2	N/A	N/A	N/A	N/A	3	8	278	12	379	230	-0.74	2	1.69	3	SOUTH WALL #2
PAINTED BLOCK	3	1.5	N/A	N/A	N/A	N/A	3	8	288	12	348	270	-0.74	2	-2.36	3	SOUTH WALL #2
PAINTED BLOCK	6.5	1.5	N/A	N/A	N/A	N/A	4	8	267	12	385	250	-0.74	2	8.43	3	SOUTH WALL #2
PAINTED BLOCK	0.5	1	N/A	N/A	N/A	N/A	6	8	284	12	372	290	-0.74	2	-3.71	3	WEST WALL #1
PAINTED BLOCK	3.5	0.5	N/A	N/A	N/A	N/A	3	8	248	12	355	220	0.76	2	5.73	3	WEST WALL #1
PAINTED BLOCK	1	1.5	N/A	N/A	N/A	N/A	2	8	251	12	332	230	0.76	2	-1.01	3	NORTH WALL #1
PAINTED BLOCK	4	1.5	N/A	N/A	N/A	N/A	4	8	296	12	399	310	-0.74	2	-3.71	3	NORTH WALL #1
PAINTED BLOCK	0.5	1.5	N/A	N/A	N/A	N/A	2	8	283	12	371	250	-0.74	2	-3.71	3	WEST WALL #2
PAINTED BLOCK	3	1.5	N/A	N/A	N/A	N/A	4	8	247	12	415	230	-0.74	2	-1.01	3	WEST WALL #2
PAINTED BLOCK	2	0.5	N/A	N/A	N/A	N/A	5	8	244	12	344	220	-0.74	2	1.69	3	EAST WALL
PAINTED BLOCK	4	0.8	N/A	N/A	N/A	N/A	2	8	291	12	325	240	-0.74	2	-3.71	3	EAST WALL
PAINTED BLOCK	6.5	5	N/A	N/A	N/A	N/A	2	8	295	12	356	220	-0.74	2	0.34	3	EAST WALL



DATE: 5-1-95
 BY: CIVIT

LB5100-W Low Background Counting System – Smear Analysis

Date: 5/25/95
 Counting Unit id: 1
 Data file name: C:\LBXL\UNIT1\B01-260.XLD
 Batch Ended: 5/18/95 15:30
 Crosstalk Correction: Not Applied

Alpha activity action level (DPM): 20.00
 Beta activity action level (DPM): 200.00
 Certainty level for MDA and flags: 95.00%
 High Voltage Setting: 1410

Application Revision: 3
 Application Version: Standard

Batch ID: Blairsville 1-5-2

Alpha efficiency log file: th230ab Alpha Efficiency: 33.37% Alpha to Beta Crosstalk: 24.79% Alpha Background (CPM): 0.246428571 Alpha Correction Factor: 1.000			
Beta efficiency log file: tc99ab Beta Efficiency: 37.06% Beta into Alpha Crosstalk: 0.03% Beta Background (CPM): 1.875 Beta Correction Factor: 1.000			
Count time (min)	Alpha CPM	Beta CPM	Completion Date - Time
2.00	-0.246	-0.88	5/18/95 14:59
2.00	-0.246	0.13	5/18/95 15:01
2.00	0.254	-0.38	5/18/95 15:04
2.00	-0.246	0.63	5/18/95 15:06
2.00	-0.246	-0.88	5/18/95 15:08
2.00	-0.246	3.13	5/18/95 15:10
2.00	-0.246	-1.38	5/18/95 15:12
2.00	0.254	2.13	5/18/95 15:15
2.00	0.254	-0.38	5/18/95 15:17
2.00	-0.246	-1.38	5/18/95 15:19
2.00	-0.246	-1.38	5/18/95 15:21
2.00	-0.246	-0.38	5/18/95 15:23
2.00	-0.246	0.63	5/18/95 15:26
2.00	-0.246	-1.38	5/18/95 15:28
2.00	-0.246	0.13	5/18/95 15:30

Carrier	Alpha Activity				Beta Activity			
	DPM	σ	flags	MDA	DPM	σ	flags	MDA
61	-0.738	1.50	<MDA	7.53	-2.36	1.92	<MDA	12.28
62	-0.738	1.50	<MDA	7.53	0.34	2.71	<MDA	12.28
63	0.760	1.50	<MDA	7.53	-1.01	2.35	<MDA	12.28
64	-0.738	1.50	<MDA	7.53	1.69	3.03	<MDA	12.28
65	-0.738	1.50	<MDA	7.53	-2.36	1.92	<MDA	12.28
66	-0.738	1.50	<MDA	7.53	8.43	4.28	<AL	12.28
67	-0.738	1.50	<MDA	7.53	-3.71	1.37	<MDA	12.28
68	0.760	1.50	<MDA	7.53	5.73	3.83	<AL	12.28
69	0.760	1.50	<MDA	7.53	-1.01	2.35	<MDA	12.28
70	-0.738	1.50	<MDA	7.53	-3.71	1.37	<MDA	12.28
71	-0.738	1.50	<MDA	7.53	-3.71	1.37	<MDA	12.28
72	-0.738	1.50	<MDA	7.53	-1.01	2.35	<MDA	12.28
73	-0.738	1.50	<MDA	7.53	1.69	3.03	<MDA	12.28
74	-0.738	1.50	<MDA	7.53	-3.71	1.37	<MDA	12.28
75	-0.738	1.50	<MDA	7.53	0.34	2.71	<MDA	12.28

Blairsville Point Survey Form #003

Survey Serial #:	01-261
Survey Section:	1
Survey Unit:	5
Survey Sub-unit:	3

Alpha Survey Instruments				
Inst. S/N	Inst. Code	Eff. %	Corr. Fac.	Bkg. CPM
1510	6	21.4	4.67	0


Beta Survey Instruments				
Inst. S/N	Inst. Code	Eff. %	Corr. Fac.	Bkg. CPM
1593	11	35.4	2.82	284

Gamma or Beta/Gamma Instruments			
Inst. S/N	Inst. Code	Bkg.	Detection Type

Classification:	4
Survey Type:	LOWER
Survey Date:	3/2/95
Count Date:	5/19/95

Alpha Counting Instruments				
Inst. S/N	Inst. Code	Eff. %	Corr. Fac.	Bkg. CPM
13295	2	33.37	3.00	0.25

Beta Counting Instruments				
Inst. S/N	Inst. Code	Eff. %	Corr. Fac.	Bkg. CPM
13295	3	37.06	2.70	1.88

Surveyor:	V. TAYLOR/ C. VERGARI
Signature:	

Surface Description	Coordinates		Gamma at 1m uR/hr	Gamma Inst. Code	Beta/Gamma Contact mR/hr	Beta/Gamma Code	Contact Gross 1 min. Count Alpha	Alpha Inst. Code	Contact Gross 1 min. Count Beta	Beta Inst. Code	Scan Contact Gross CPM		Removable DPM/100 cm ² Alpha	Alpha Count Code	Removable DPM/100 cm ² Beta	Beta Count Code	Comments
	X	Y									Max Beta	Avg Beta					
PAINTED BLOCK	3	0.5	N/A	N/A	N/A	N/A	4	6	295	11	417	270	-0.74	2	0.34	3	SOUTH WALL
PAINTED BLOCK	5	1	N/A	N/A	N/A	N/A	3	6	261	11	291	220	0.76	2	-1.01	3	SOUTH WALL
PAINTED BLOCK	6.5	1.5	N/A	N/A	N/A	N/A	4	6	269	11	273	250	-0.74	2	-1.01	3	SOUTH WALL
PAINTED BLOCK	2	0.5	N/A	N/A	N/A	N/A	0	6	287	11	388	290	0.76	2	-5.06	3	WEST WALL
PAINTED BLOCK	2	1	N/A	N/A	N/A	N/A	2	6	242	11	324	220	-0.74	2	-2.36	3	NORTH WALL
PAINTED BLOCK	4	1.5	N/A	N/A	N/A	N/A	1	6	223	11	312	230	-0.74	2	-2.36	3	NORTH WALL
PAINTED BLOCK	6	0.5	N/A	N/A	N/A	N/A	2	6	266	11	348	250	3.76	2	-1.01	3	NORTH WALL

LB5100-W Low Background Counting System – Smear Analysis

Date: 5/25/95
 Counting Unit id: 1
 Data file name: C:\LBXL\UNIT1\B01-261.XLD
 Batch Ended: 5/19/95 4:51
 Crosstalk Correction: Not Applied

Alpha activity action level (DPM): 20.00
 Beta activity action level (DPM): 200.00
 Certainty level for MDA and flags: 95.00%
 High Voltage Setting: 1410

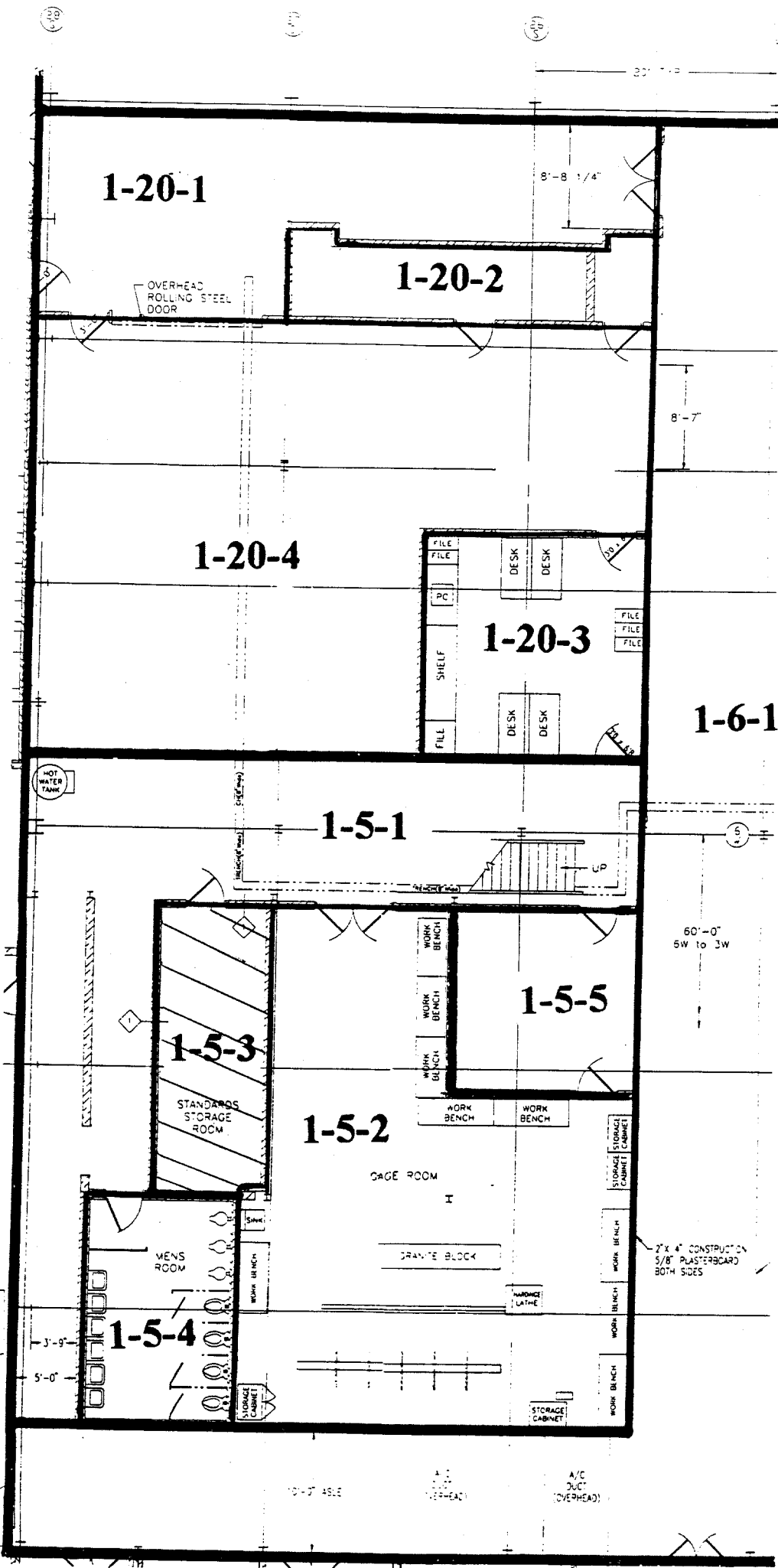
Application Revision: 3
 Application Version: Standard

Batch ID: Blairsville 1-5-3

Carrier	Alpha Activity				Beta Activity				Count time (min)	Alpha CPM	Beta CPM	Completion Date - Time
	DPM	σ	flags	MDA	DPM	σ	flags	MDA				
1	-0.738	1.50	<MDA	7.53	0.34	2.71	<MDA	12.28	2.00	-0.246	0.13	5/19/95 4:38
2	0.760	1.50	<MDA	7.53	-1.01	2.35	<MDA	12.28	2.00	0.254	-0.38	5/19/95 4:40
3	-0.738	1.50	<MDA	7.53	-1.01	2.35	<MDA	12.28	2.00	-0.246	-0.38	5/19/95 4:42
4	0.760	1.50	<MDA	7.53	-5.06	1.37	<MDA	12.28	2.00	0.254	-1.88	5/19/95 4:44
5	-0.738	1.50	<MDA	7.53	-2.36	1.92	<MDA	12.28	2.00	-0.246	-0.88	5/19/95 4:47
6	-0.738	1.50	<MDA	7.53	-2.36	1.92	<MDA	12.28	2.00	-0.246	-0.88	5/19/95 4:49
7	3.756	2.60	<AL	7.53	-1.01	2.35	<MDA	12.28	2.00	1.254	-0.38	5/19/95 4:51

Alpha efficiency log file: th230ab Alpha Efficiency: 33.37% Alpha to Beta Crosstalk: 24.79% Alpha Background (CPM): 0.246428571 Alpha Correction Factor: 1.000
Beta efficiency log file: tc99ab Beta Efficiency: 37.06% Beta into Alpha Crosstalk: 0.03% Beta Background (CPM): 1.875 Beta Correction Factor: 1.000

UNCL-1-5-5
 SN: 01261
 DATE: 3-22-95
 BY CV/VT



Blairsville Point Survey Form #003

Survey Serial #:	01-262
Survey Section:	1
Survey Unit:	5
Survey Sub-unit:	5

Alpha Survey Instruments				
Inst. S/N	Inst. Code	Eff. %	Corr. Fac.	Bkg. CPM
1510	6	21.4	4.67	3


Beta Survey Instruments				
Inst. S/N	Inst. Code	Eff. %	Corr. Fac.	Bkg. CPM
1593	11	35.4	2.82	246

Gamma or Beta/Gamma Instruments			
Inst. S/N	Inst. Code	Bkg.	Detection Type

Classification:	4
Survey Type:	LOWER

Alpha Counting Instruments				
Inst. S/N	Inst. Code	Eff. %	Corr. Fac.	Bkg. CPM
13295	2	33.37	3.00	0.25

Beta Counting Instruments				
Inst. S/N	Inst. Code	Eff. %	Corr. Fac.	Bkg. CPM
13295	3	37.06	2.70	1.88

Surveyor:	V. TAYLOR/ C. VERGARI
Signature:	

Surface Description	Coordinates		Gamma at 1m uR/hr	Gamma Inst. Code	Beta/Gamma Contact mR/hr	Beta/Gamma Code	Contact Gross 1 min. Count Alpha	Alpha Inst. Code	Contact Gross 1 min. Count Beta	Beta Inst. Code	Scan Contact Gross CPM		Removable DPM/100 cm2 Alpha	Alpha Count Code	Removable DPM/100 cm2 Beta	Beta Count Code	Comments
	X	Y									Max Beta	Avg Beta					
	PAINTE	2									0.5	N/A					
PAINTE	4.2	1	N/A	N/A	N/A	N/A	6	6	234	11	298	220	-0.74	2	0.34	3	WEST WALL
PAINTE	1.6	1	N/A	N/A	N/A	N/A	3	6	241	11	286	230	-0.74	2	-2.36	3	EAST WALL
PAINTE	0.5	1.5	N/A	N/A	N/A	N/A	3	6	268	11	274	230	-0.74	2	-2.36	3	SOUTH WALL
PAINTE	3.5	1.5	N/A	N/A	N/A	N/A	3	6	228	11	326	210	-0.74	2	-5.06	3	SOUTH WALL

LB5100-W Low Background Counting System – Smear Analysis

Date: 5/25/95
 Counting Unit id: 1
 Data file name: C:\LBXL\UNIT1\B01-262.XLD
 Batch Ended: 5/19/95 5:02
 Crosstalk Correction: Not Applied

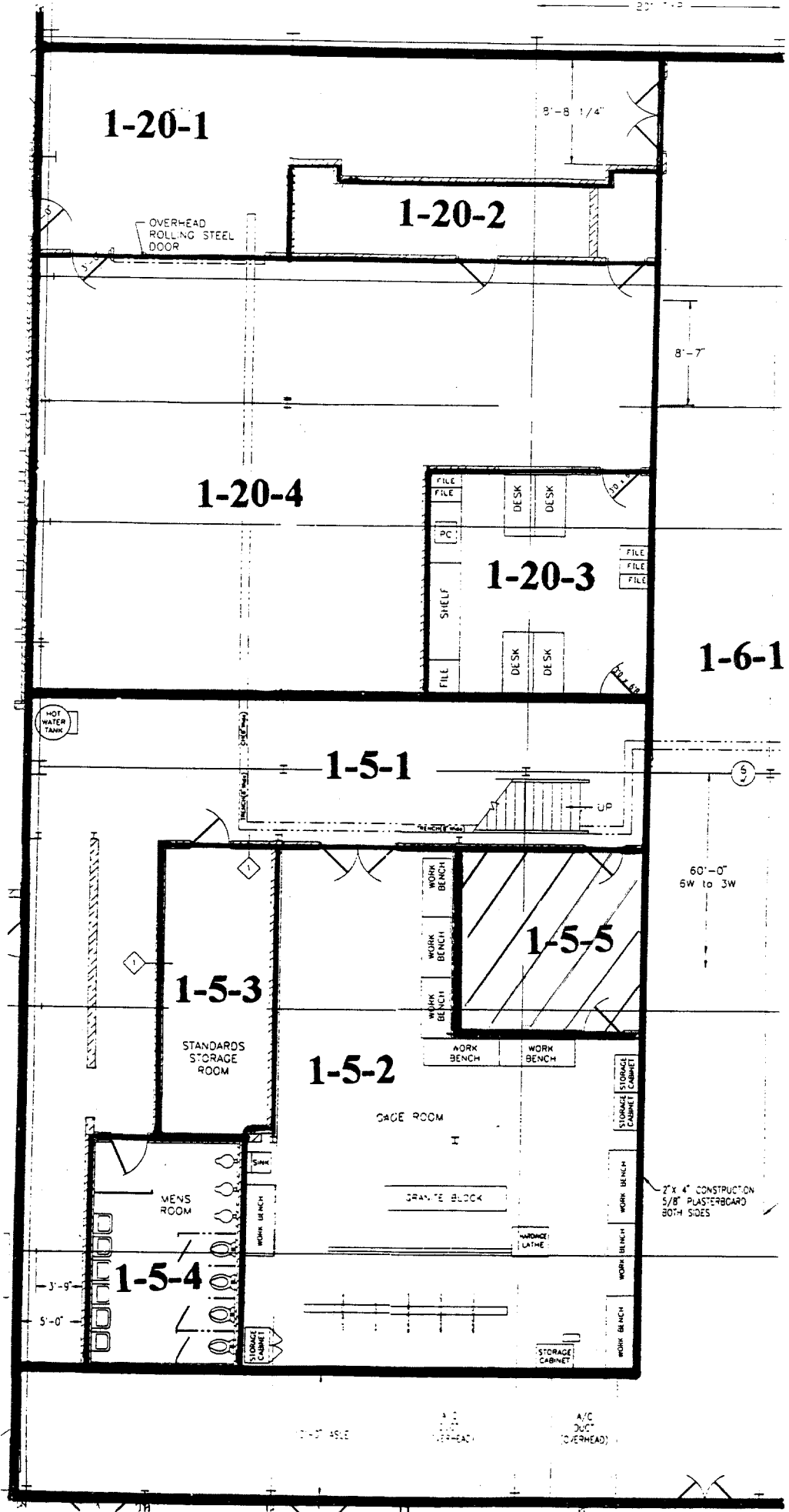
Alpha activity action level (DPM): 20.00
 Beta activity action level (DPM): 200.00
 Certainty level for MDA and flags: 95.00%
 High Voltage Setting: 1410
 Application Revision: 3
 Application Version: Standard

Alpha efficiency log file: th230ab Alpha Efficiency: 33.37% Alpha to Beta Crosstalk: 24.79% Alpha Background (CPM): 0.246428571 Alpha Correction Factor: 1.000
Beta efficiency log file: tc99ab Beta Efficiency: 37.06% Beta into Alpha Crosstalk: 0.03% Beta Background (CPM): 1.875 Beta Correction Factor: 1.000
Count time (min) Alpha CPM Beta CPM Completion Date - Time
2.00 -0.246 -0.88 5/19/95 4:53
2.00 -0.246 0.13 5/19/95 4:55
2.00 -0.246 -0.88 5/19/95 4:58
2.00 -0.246 -0.88 5/19/95 5:00
2.00 -0.246 -1.88 5/19/95 5:02

Batch ID: Blairsville 1-5-5

Carrier	Alpha Activity				Beta Activity			
	DPM	σ	flags	MDA	DPM	σ	flags	MDA
8	-0.738	1.50	<MDA	7.53	-2.36	1.92	<MDA	12.28
9	-0.738	1.50	<MDA	7.53	0.34	2.71	<MDA	12.28
10	-0.738	1.50	<MDA	7.53	-2.36	1.92	<MDA	12.28
11	-0.738	1.50	<MDA	7.53	-2.36	1.92	<MDA	12.28
12	-0.738	1.50	<MDA	7.53	-5.06	1.37	<MDA	12.28

UNIT: 1-20-0
SK 012622
DATE: 3-2-95
BY: CV/VT



Blairsville Point Survey Form #003

Survey Serial #:	01-263
------------------	--------

Survey Section:	1
-----------------	---

Survey Unit:	20
--------------	----

Survey Sub-unit:	1
------------------	---

Classification:	4
-----------------	---

Survey Type:	LOWER
--------------	-------

Survey Date:	3/2/95
--------------	--------

Count Date:	5/19/95
-------------	---------


Alpha Survey Instruments				
Inst.	Inst.		Corr.	Bkg.
S/N	Code	Eff. %	Fac.	CPM
1588	8	20.3	4.93	1

Beta Survey Instruments				
Inst.	Inst.		Corr.	Bkg.
S/N	Code	Eff. %	Fac.	CPM
1595	12	32.4	3.09	275

Gamma or Beta/Gamma Instruments			
Inst.	Inst.		Detection
S/N	Code	Bkg.	Type

Alpha Counting Instruments				
Inst.	Inst.		Corr.	Bkg.
S/N	Code	Eff. %	Fac.	CPM
13295	2	33.37	3.00	0.25

Beta Counting Instruments				
Inst.	Inst.		Corr.	Bkg.
S/N	Code	Eff. %	Fac.	CPM
13295	3	37.06	2.70	1.88

Surveyor:	V. TAYLOR/ C. VERGARI
Signature:	

Surface Description	Coordinates		Gamma at 1m	Gamma Inst.	Beta/Gamma Contact	Beta/Gamma	Contact Gross 1 min. Count	Alpha Inst.	Contact Gross 1 min. Count	Beta Inst.	Scan Contact Gross CPM		Removable DPM/100 cm2	Alpha Count	Removable DPM/100 cm2	Beta Count	Comments
	X	Y	uR/hr	Code	mR/hr	Code	Alpha	Beta	Code	Code	Max Beta	Avg Beta	Alpha	Code	Beta	Code	
PAINTED BLOCK	2	0.5	N/A	N/A	N/A	N/A	6	8	270	12	306	230	-0.74	2	-2.36	3	SOUTH WALL
PAINTED BLOCK	2	0.5	N/A	N/A	N/A	N/A	1	8	241	12	356	250	0.76	2	-2.36	3	WEST WALL
PAINTED BLOCK	4	1	N/A	N/A	N/A	N/A	2	8	253	12	321	230	-0.74	2	-3.71	3	WEST WALL
PAINTED BLOCK	6	0.5	N/A	N/A	N/A	N/A	4	8	253	12	305	220	-0.74	2	-1.01	3	WEST WALL
PAINTED BLOCK	8	1.5	N/A	N/A	N/A	N/A	2	8	274	12	363	270	0.76	2	-2.36	3	WEST WALL
PAINTED BLOCK	0.5	0.5	N/A	N/A	N/A	N/A	6	8	299	12	356	260	-0.74	2	-2.36	3	EAST WALL
PAINTED BLOCK	2	1	N/A	N/A	N/A	N/A	3	8	297	12	366	270	-0.74	2	-1.01	3	EAST WALL
PAINTED BLOCK	4	0.5	N/A	N/A	N/A	N/A	1	8	252	12	292	210	-0.74	2	-5.06	3	EAST WALL
PAINTED BLOCK	6	0.5	N/A	N/A	N/A	N/A	2	8	272	12	331	260	-0.74	2	4.39	3	EAST WALL
PAINTED BLOCK	8.5	0.5	N/A	N/A	N/A	N/A	0	8	318	12	368	270	0.76	2	-2.36	3	EAST WALL
PAINTED BLOCK	1	0.5	N/A	N/A	N/A	N/A	0	8	257	12	312	250	-0.74	2	0.34	3	NORTH WALL

LB5100-W Low Background Counting System – Smear Analysis

Date: 5/25/95
 Counting Unit id: 1
 Data file name: C:\LBXL\UNIT1\B01-263.XLD
 Batch Ended: 5/19/95 5:26
 Crosstalk Correction: Not Applied

Alpha activity action level (DPM): 20.00
 Beta activity action level (DPM): 200.00
 Certainty level for MDA and flags: 95.00%
 High Voltage Setting: 1410

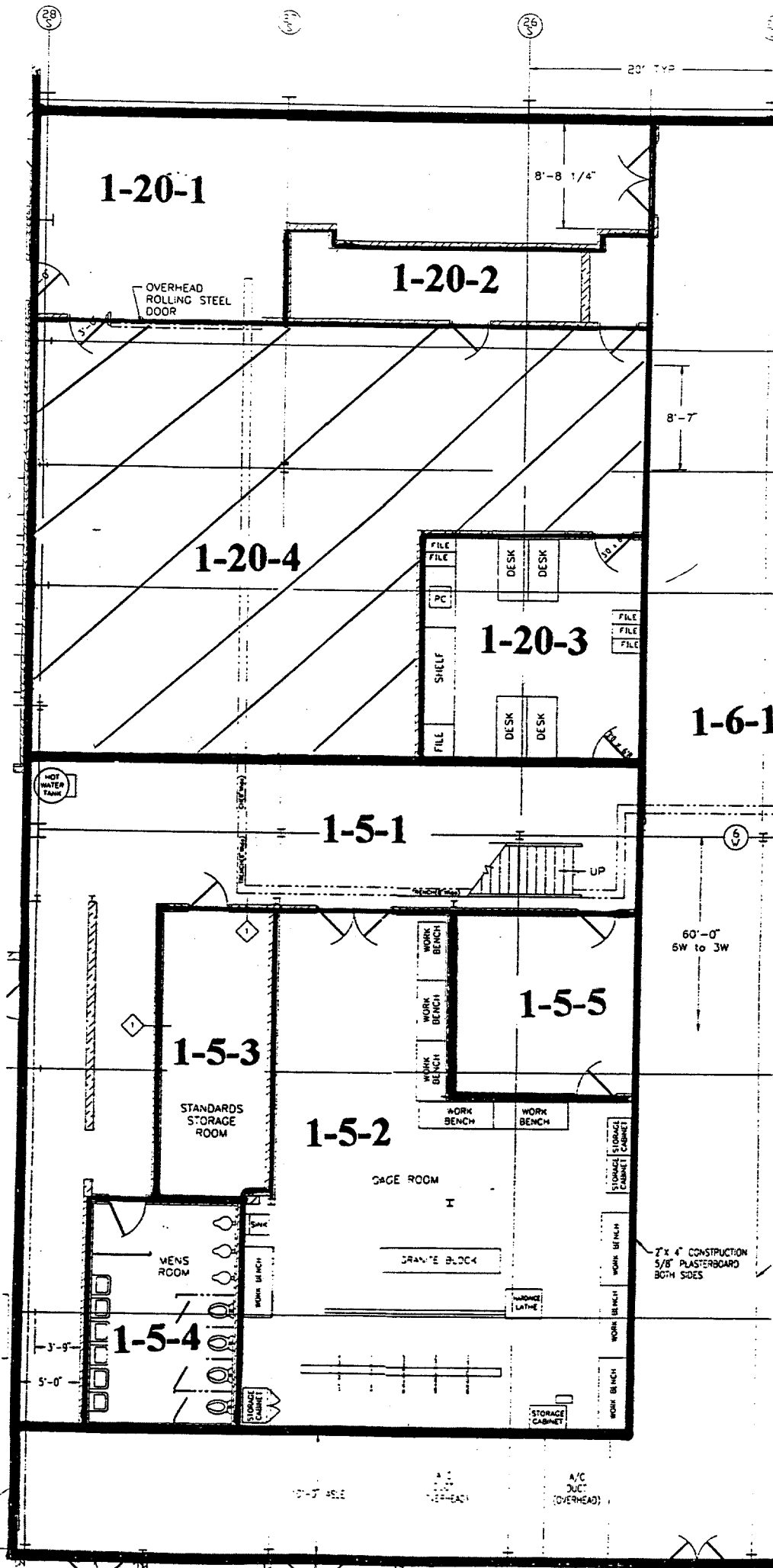
Application Revision: 3
 Application Version: Standard

Batch ID: Blairsville 1-20-1

Carrier	Alpha Activity				Beta Activity				Count time (min)	Alpha CPM	Beta CPM	Completion Date - Time
	DPM	σ	flags	MDA	DPM	σ	flags	MDA				
13	-0.738	1.50	<MDA	7.53	-2.36	1.92	<MDA	12.28	2.00	-0.246	-0.88	5/19/95 5:04
14	0.760	1.50	<MDA	7.53	-2.36	1.92	<MDA	12.28	2.00	0.254	-0.88	5/19/95 5:07
15	-0.738	1.50	<MDA	7.53	-3.71	1.37	<MDA	12.28	2.00	-0.246	-1.38	5/19/95 5:09
16	-0.738	1.50	<MDA	7.53	-1.01	2.35	<MDA	12.28	2.00	-0.246	-0.38	5/19/95 5:11
17	0.760	1.50	<MDA	7.53	-2.36	1.92	<MDA	12.28	2.00	0.254	-0.88	5/19/95 5:13
18	-0.738	1.50	<MDA	7.53	-2.36	1.92	<MDA	12.28	2.00	-0.246	-0.88	5/19/95 5:15
19	-0.738	1.50	<MDA	7.53	-1.01	2.35	<MDA	12.28	2.00	-0.246	-0.38	5/19/95 5:17
20	-0.738	1.50	<MDA	7.53	-5.06	1.37	<MDA	12.28	2.00	-0.246	-1.88	5/19/95 5:20
21	-0.738	1.50	<MDA	7.53	4.39	3.58	<AL	12.28	2.00	-0.246	1.63	5/19/95 5:22
22	0.760	1.50	<MDA	7.53	-2.36	1.92	<MDA	12.28	2.00	0.254	-0.88	5/19/95 5:24
23	-0.738	1.50	<MDA	7.53	0.34	2.71	<MDA	12.28	2.00	-0.246	0.13	5/19/95 5:26

Alpha efficiency log file: th230ab
 Alpha Efficiency: 33.37%
 Alpha to Beta Crosstalk: 24.79%
 Alpha Background (CPM): 0.246428571
 Alpha Correction Factor: 1.000

Beta efficiency log file: tc99ab
 Beta Efficiency: 37.06%
 Beta into Alpha Crosstalk: 0.03%
 Beta Background (CPM): 1.875
 Beta Correction Factor: 1.000



UNIT: 1-20-4
 S/N: 01263
 DATE: 3.2.95
 BY: CV/VT

Blairsville Point Survey Form #003

Survey Serial #:	01-264
------------------	--------

Survey Section:	1
-----------------	---

Survey Unit:	20
--------------	----

Survey Sub-unit:	4
------------------	---

Classification:	4
-----------------	---

Survey Type:	LOWER
--------------	-------

Survey Date:	3/2/95
--------------	--------

Count Date:	5/19/95
-------------	---------


Alpha Survey Instruments				
Inst. S/N	Inst. Code	Eff. %	Corr. Fac.	Bkg. CPM
1588	8	20.3	4.93	1

Beta Survey Instruments				
Inst. S/N	Inst. Code	Eff. %	Corr. Fac.	Bkg. CPM
1595	12	32.4	3.09	289

Gamma or Beta/Gamma Instruments			
Inst. S/N	Inst. Code	Bkg.	Detection Type

Alpha Counting Instruments				
Inst. S/N	Inst. Code	Eff. %	Corr. Fac.	Bkg. CPM
13295	2	33.37	3.00	0.25

Beta Counting Instruments				
Inst. S/N	Inst. Code	Eff. %	Corr. Fac.	Bkg. CPM
13295	3	37.06	2.70	1.88

Surveyor:	V. TAYLOR/ C. VERGARI
Signature:	

Surface Description	Coordinates		Gamma	Gamma	Beta/Gamma	Beta/	Contact Gross	Alpha	Contact Gross	Beta	Scan Contact		Removable	Alpha	Removable	Beta	Comments
			at 1m	Inst.	Contact	Gamma	1 min. Count	Inst.	1 min. Count	Inst.	Gross CPM		DPM/100 cm2	Count	DPM/100 cm2	Count	
	uR/hr	Code	mR/hr	Code	Alpha	Code	Beta	Code	Max Beta	Avg Beta	Alpha	Code	Beta	Code			
PAINTED BLOCK	2	0.5	N/A	N/A	N/A	N/A	4	8	266	12	297	240	-0.74	2	-1.01	3	SOUTH WALL
PAINTED BLOCK	4	1	N/A	N/A	N/A	N/A	4	8	226	12	310	220	0.76	2	-1.01	3	SOUTH WALL
PAINTED BLOCK	5	1.5	N/A	N/A	N/A	N/A	1	8	254	12	358	230	0.76	2	3.04	3	SOUTH WALL
PAINTED BLOCK	7	0.5	N/A	N/A	N/A	N/A	1	8	233	12	321	230	-0.74	2	-1.01	3	SOUTH WALL
PAINTED BLOCK	9	1	N/A	N/A	N/A	N/A	3	8	245	12	315	220	0.76	2	-2.36	3	SOUTH WALL
PAINTED BLOCK	0.5	0.5	N/A	N/A	N/A	N/A	3	8	248	12	320	240	-0.74	2	0.34	3	WEST WALL
PAINTED BLOCK	6	1	N/A	N/A	N/A	N/A	2	8	257	12	329	230	-0.74	2	3.04	3	WEST WALL
PAINTED BLOCK	8	0.5	N/A	N/A	N/A	N/A	8	8	318	12	374	230	-0.74	2	0.34	3	WEST WALL
PAINTED BLOCK	10	1.5	N/A	N/A	N/A	N/A	0	8	357	12	355	290	-0.74	2	-1.01	3	WEST WALL
PAINTED BLOCK	12	0.5	N/A	N/A	N/A	N/A	2	8	331	12	359	290	-0.74	2	-1.01	3	WEST WALL
PAINTED BLOCK	13	0.5	N/A	N/A	N/A	N/A	6	8	374	12	383	340	0.76	2	-1.01	3	WEST WALL
PAINTED BLOCK	15	0.5	N/A	N/A	N/A	N/A	3	8	346	12	367	320	-0.74	2	-1.01	3	WEST WALL
PAINTED BLOCK	2	0.5	N/A	N/A	N/A	N/A	5	8	323	12	347	270	-0.74	2	-2.36	3	EAST WALL
PAINTED BLOCK	4	0.5	N/A	N/A	N/A	N/A	1	8	313	12	402	290	-0.74	2	0.34	3	EAST WALL
PAINTED BLOCK	5	1	N/A	N/A	N/A	N/A	1	8	315	12	415	330	0.76	2	-1.01	3	EAST WALL
PAINTED BLOCK	2	0.5	N/A	N/A	N/A	N/A	5	8	293	12	359	240	-0.74	2	3.04	3	NORTH WALL
PAINTED BLOCK	4	1	N/A	N/A	N/A	N/A	4	8	283	12	358	230		2		3	NORTH WALL

LB5100-W Low Background Counting System -- Smear Analysis

Date: 5/25/95
 Counting Unit id: 1
 Data file name: C:\LBXL\UNIT1\B01-264.XLD
 Batch Ended: 5/19/95 6:01
 Crosstalk Correction: Not Applied

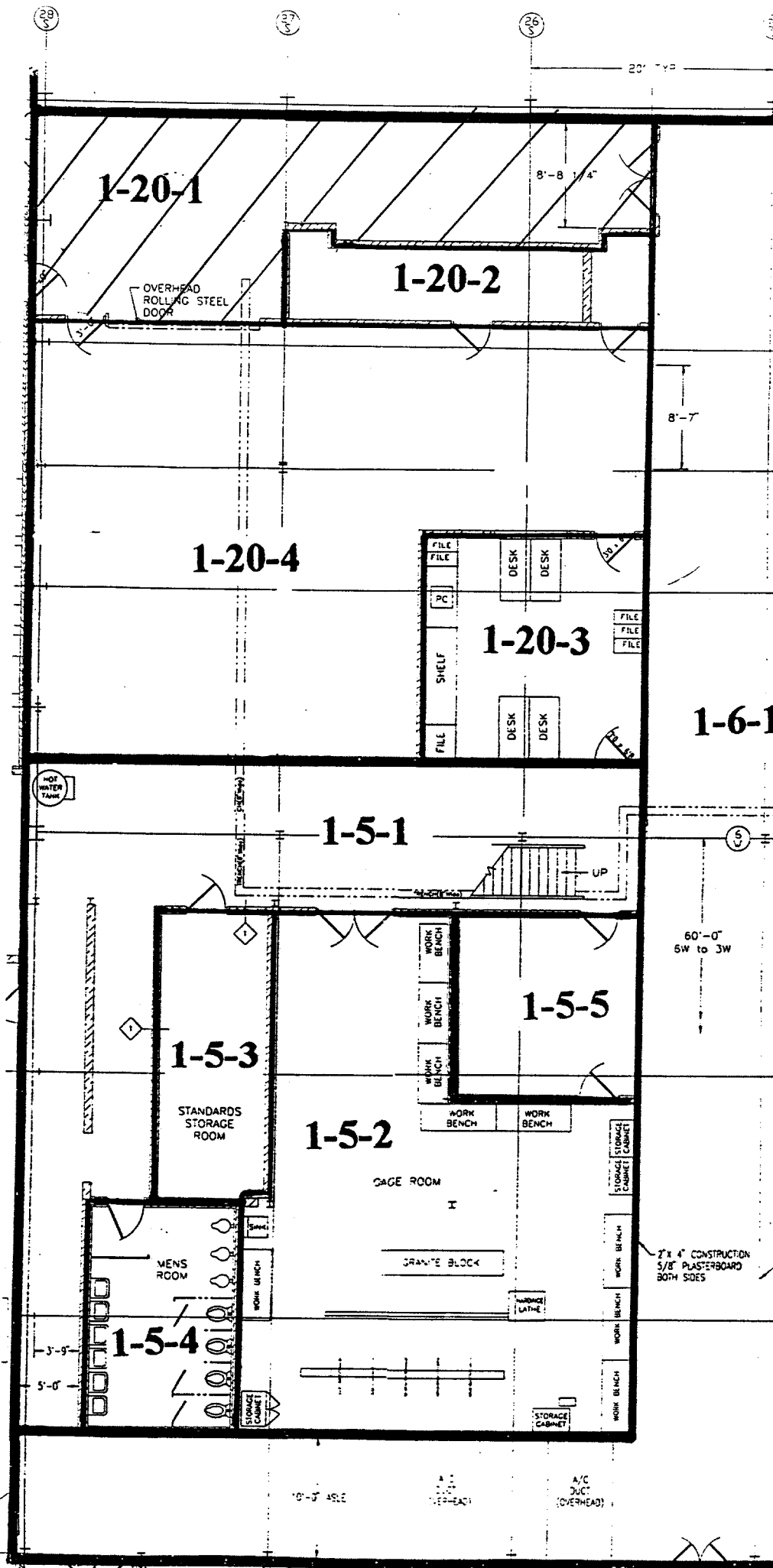
Alpha activity action level (DPM): 20.00
 Beta activity action level (DPM): 200.00
 Certainty level for MDA and flags: 95.00%
 High Voltage Setting: 1410

Application Revision: 3
 Application Version: Standard

Batch ID: Blairsville 1-20-4

Carrier	Alpha Activity				Beta Activity				Count time (min)	Alpha CPM	Beta CPM	Completion Date - Time
	DPM	σ	flags	MDA	DPM	σ	flags	MDA				
24	-0.738	1.50	<MDA	7.53	-1.01	2.35	<MDA	12.28	2.00	-0.246	-0.38	5/19/95 5:28
25	0.760	1.50	<MDA	7.53	-1.01	2.35	<MDA	12.28	2.00	0.254	-0.38	5/19/95 5:31
26	0.760	1.50	<MDA	7.53	3.04	3.31	<MDA	12.28	2.00	0.254	1.13	5/19/95 5:33
27	-0.738	1.50	<MDA	7.53	-1.01	2.35	<MDA	12.28	2.00	-0.246	-0.38	5/19/95 5:35
28	0.760	1.50	<MDA	7.53	-2.36	1.92	<MDA	12.28	2.00	0.254	-0.88	5/19/95 5:37
29	-0.738	1.50	<MDA	7.53	0.34	2.71	<MDA	12.28	2.00	-0.246	0.13	5/19/95 5:39
30	-0.738	1.50	<MDA	7.53	3.04	3.31	<MDA	12.28	2.00	-0.246	1.13	5/19/95 5:42
31	-0.738	1.50	<MDA	7.53	0.34	2.71	<MDA	12.28	2.00	-0.246	0.13	5/19/95 5:44
32	-0.738	1.50	<MDA	7.53	-1.01	2.35	<MDA	12.28	2.00	-0.246	-0.38	5/19/95 5:46
33	-0.738	1.50	<MDA	7.53	-1.01	2.35	<MDA	12.28	2.00	-0.246	-0.38	5/19/95 5:48
34	0.760	1.50	<MDA	7.53	-1.01	2.35	<MDA	12.28	2.00	0.254	-0.38	5/19/95 5:50
35	-0.738	1.50	<MDA	7.53	-1.01	2.35	<MDA	12.28	2.00	-0.246	-0.38	5/19/95 5:53
36	-0.738	1.50	<MDA	7.53	-2.36	1.92	<MDA	12.28	2.00	-0.246	-0.88	5/19/95 5:55
37	-0.738	1.50	<MDA	7.53	0.34	2.71	<MDA	12.28	2.00	-0.246	0.13	5/19/95 5:57
38	0.760	1.50	<MDA	7.53	-1.01	2.35	<MDA	12.28	2.00	0.254	-0.38	5/19/95 5:59
39	-0.738	1.50	<MDA	7.53	3.04	3.31	<MDA	12.28	2.00	-0.246	1.13	5/19/95 6:01

Alpha efficiency log file: th230ab Alpha Efficiency: 33.37% Alpha to Beta Crosstalk: 24.79% Alpha Background (CPM): 0.246428571 Alpha Correction Factor: 1.000
Beta efficiency log file: tc99ab Beta Efficiency: 37.06% Beta into Alpha Crosstalk: 0.03% Beta Background (CPM): 1.875 Beta Correction Factor: 1.000



4/7/1-20-1
 S.N.: 01-264
 DATE: 3-2-95
 BY: C/V/V

Blairsville Point Survey Form #003

Survey Serial #: **01-265**

Survey Section: **1**

Survey Unit: **20**

Survey Sub-unit: **2**

Classification: **4**

Survey Type: **LOWER**

Survey Date: **3/6/95**

Count Date: **5/30/95**

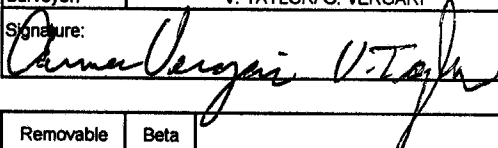
Alpha Survey Instruments				
Inst. S/N	Inst. Code	Eff. %	Corr. Fac.	Bkg. CPM
1588	8	20.3	4.93	2

Beta Survey Instruments				
Inst. S/N	Inst. Code	Eff. %	Corr. Fac.	Bkg. CPM
1595	12	32.4	3.09	320

Gamma or Beta/Gamma Instruments			
Inst. S/N	Inst. Code	Bkg.	Detection Type
234	23	6	Gamma
1522	22	0.024	Beta / Gamma

Alpha Counting Instruments				
Inst. S/N	Inst. Code	Eff. %	Corr. Fac.	Bkg. CPM
13295	2	33.37	3.00	0.25

Beta Counting Instruments				
Inst. S/N	Inst. Code	Eff. %	Corr. Fac.	Bkg. CPM
13295	3	37.06	2.70	1.88

Surveyor: **V. TAYLOR/ C. VERGARI**
 Signature: 

Surface Description	Coordinates		Gamma at 1m uR/hr	Gamma Inst. Code	Beta/Gamma Contact mR/hr	Beta/Gamma Code	Contact Gross 1 min. Count Alpha	Alpha Inst. Code	Contact Gross 1 min. Count Beta	Beta Inst. Code	Scan Contact Gross CPM		Removable DPM/100 cm2 Alpha	Alpha Count Code	Removable DPM/100 cm2 Beta	Beta Count Code	Comments
	X	Y									Max Beta	Avg Beta					
	PAINTED CONCRETE	1									-1	7					
PAINTED CONCRETE	1	-3	6	23	0.008	22	1	8	427	12	455	370	0.76	2	4.39	3	FLOOR
PAINTED CONCRETE	1	-5	6	23	0.017	22	1	8	335	12	479	280	-0.74	2	1.69	3	FLOOR
PAINTED BLOCK	2	1	N/A	N/A	N/A	N/A	4	8	329	12	389	310	0.76	2	3.04	3	EAST WALL
PAINTED BLOCK	6	1.5	N/A	N/A	N/A	N/A	0	8	301	12	361	250	0.76	2	-3.71	3	EAST WALL
PAINTED BLOCK	2	1.5	N/A	N/A	N/A	N/A	0	8	286	12	297	260	-0.74	2	0.34	3	WEST WALL
PAINTED BLOCK	4	1.5	N/A	N/A	N/A	N/A	0	8	237	12	402	250	-0.74	2	0.34	3	WEST WALL
PAINTED BLOCK	4	0.5	N/A	N/A	N/A	N/A	2	8	323	12	354	290	-0.74	2	-3.71	3	EAST WALL

LB5100-W Low Background Counting System -- Smear Analysis

Date: 5/30/95
 Counting Unit id: 1
 Data file name: C:\LBXL\UNIT1\B01-265.XLD
 Batch Ended: 5/30/95 7:47
 Crosstalk Correction: Not Applied

Alpha activity action level (DPM): 20.00
 Beta activity action level (DPM): 200.00
 Certainty level for MDA and flags: 95.00%
 High Voltage Setting: 1410

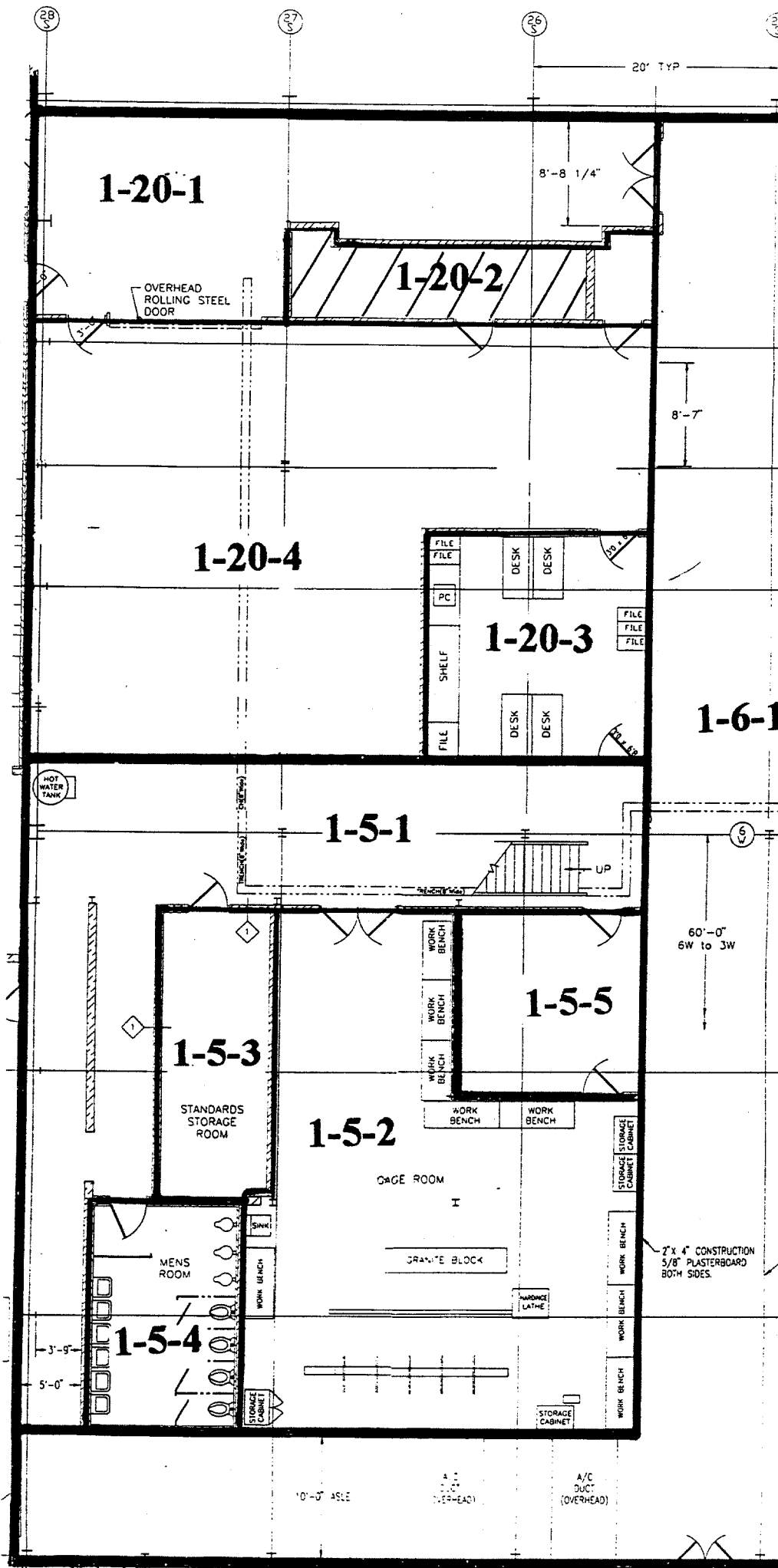
Application Revision: 3
 Application Version: Standard

Alpha efficiency log file: th230ab
 Alpha Efficiency: 33.37%
 Alpha to Beta Crosstalk: 24.79%
 Alpha Background (CPM): 0.246428571
 Alpha Correction Factor: 1.000

Beta efficiency log file: tc99ab
 Beta Efficiency: 37.06%
 Beta into Alpha Crosstalk: 0.03%
 Beta Background (CPM): 1.875
 Beta Correction Factor: 1.000

Batch ID: Blairsville 1-20-2

Carrier	Alpha Activity				Beta Activity				Count time (min)	Alpha CPM	Beta CPM	Completion Date - Time
	DPM	σ	flags	MDA	DPM	σ	flags	MDA				
1	2.258	2.12	<AL	7.53	1.69	3.03	<MDA	12.28	2.00	0.754	0.63	5/30/95 7:29
2	0.760	1.50	<MDA	7.53	4.39	3.58	<AL	12.28	2.00	0.254	1.63	5/30/95 7:31
3	-0.738	1.50	<MDA	7.53	1.69	3.03	<MDA	12.28	2.00	-0.246	0.63	5/30/95 7:33
4	0.760	1.50	<MDA	7.53	3.04	3.31	<MDA	12.28	2.00	0.254	1.13	5/30/95 7:35
5	0.760	1.50	<MDA	7.53	-3.71	1.37	<MDA	12.28	2.00	0.254	-1.38	5/30/95 7:37
6	-0.738	1.50	<MDA	7.53	0.34	2.71	<MDA	12.28	2.00	-0.246	0.13	5/30/95 7:39
7	-0.738	1.50	<MDA	7.53	0.34	2.71	<MDA	12.28	2.00	-0.246	0.13	5/30/95 7:42
8	-0.738	1.50	<MDA	7.53	-3.71	1.37	<MDA	12.28	2.00	-0.246	-1.38	5/30/95 7:44
9	0.760	1.50	<MDA	7.53	-3.71	1.37	<MDA	12.28	2.00	0.254	-1.38	5/30/95 7:47



UN: 1-20-2
 SN 01.265
 DATE: 3-6-95
 BY CV/VT

Blairsville Point Survey Form #003

Survey Serial #:	01-266
------------------	--------

Survey Section:	1
-----------------	---

Survey Unit:	5
--------------	---

Survey Sub-unit:	3
------------------	---

Classification:	4
-----------------	---

Survey Type:	LOWER
--------------	-------

Survey Date:	3/6/95
--------------	--------

Count Date:	5/30/95
-------------	---------

Alpha Survey Instruments				
Inst. S/N	Inst. Code	Eff. %	Corr. Fac.	Bkg. CPM
1588	8	20.3	4.93	0


Beta Survey Instruments				
Inst. S/N	Inst. Code	Eff. %	Corr. Fac.	Bkg. CPM
1595	12	32.4	3.09	319

Gamma or Beta/Gamma Instruments			
Inst. S/N	Inst. Code	Bkg.	Detection Type
234	23	8	Gamma
1522	22	0.015	Beta / Gamma

Alpha Counting Instruments				
Inst. S/N	Inst. Code	Eff. %	Corr. Fac.	Bkg. CPM
13295	2	33.37	3.00	0.25

Beta Counting Instruments				
Inst. S/N	Inst. Code	Eff. %	Corr. Fac.	Bkg. CPM
13295	3	37.06	2.70	1.88

Surveyor:	V. TAYLOR/ C. VERGARI
-----------	-----------------------

Signature: 

Surface Description	Coordinates		Gamma at 1m	Gamma Inst.	Beta/Gamma Contact	Beta/Gamma Code	Contact Gross 1 min. Count	Alpha Inst.	Contact Gross 1 min. Count	Beta Inst.	Scan Contact Gross CPM		Removable DPM/100 cm2	Alpha Count	Removable DPM/100 cm2	Beta Count	Comments
	X	Y	uR/hr	Code	mR/hr	Code	Alpha	Code	Beta	Code	Max Beta	Avg Beta	Alpha	Code	Beta	Code	
	PAINTED CONCRETE	0	-1.5	7	23	0.013	22	1	8	391	12	414	320	-0.74	2	-3.71	
PAINTED CONCRETE	2	-1	7	23	0.015	22	1	8	438	12	438	370	-0.74	2	-2.36	3	FLOOR
PAINTED CONCRETE	3	-2	8	23	0.013	22	1	8	379	12	489	370	-0.74	2	4.39	3	FLOOR
PAINTED CONCRETE	4	-1	7	23	0.013	22	1	8	392	12	579	380	0.76	2	9.78	3	FLOOR
PAINTED CONCRETE	6	-1	8	23	0.019	22	1	8	409	12	528	360	3.76	2	1.69	3	FLOOR

LB5100-W Low Background Counting System – Smear Analysis

Date: 5/30/95
 Counting Unit Id: 1
 Data file name: C:\LBXL\UNIT1\B01-266.XLD
 Batch Ended: 5/30/95 7:58
 Crosstalk Correction: Not Applied

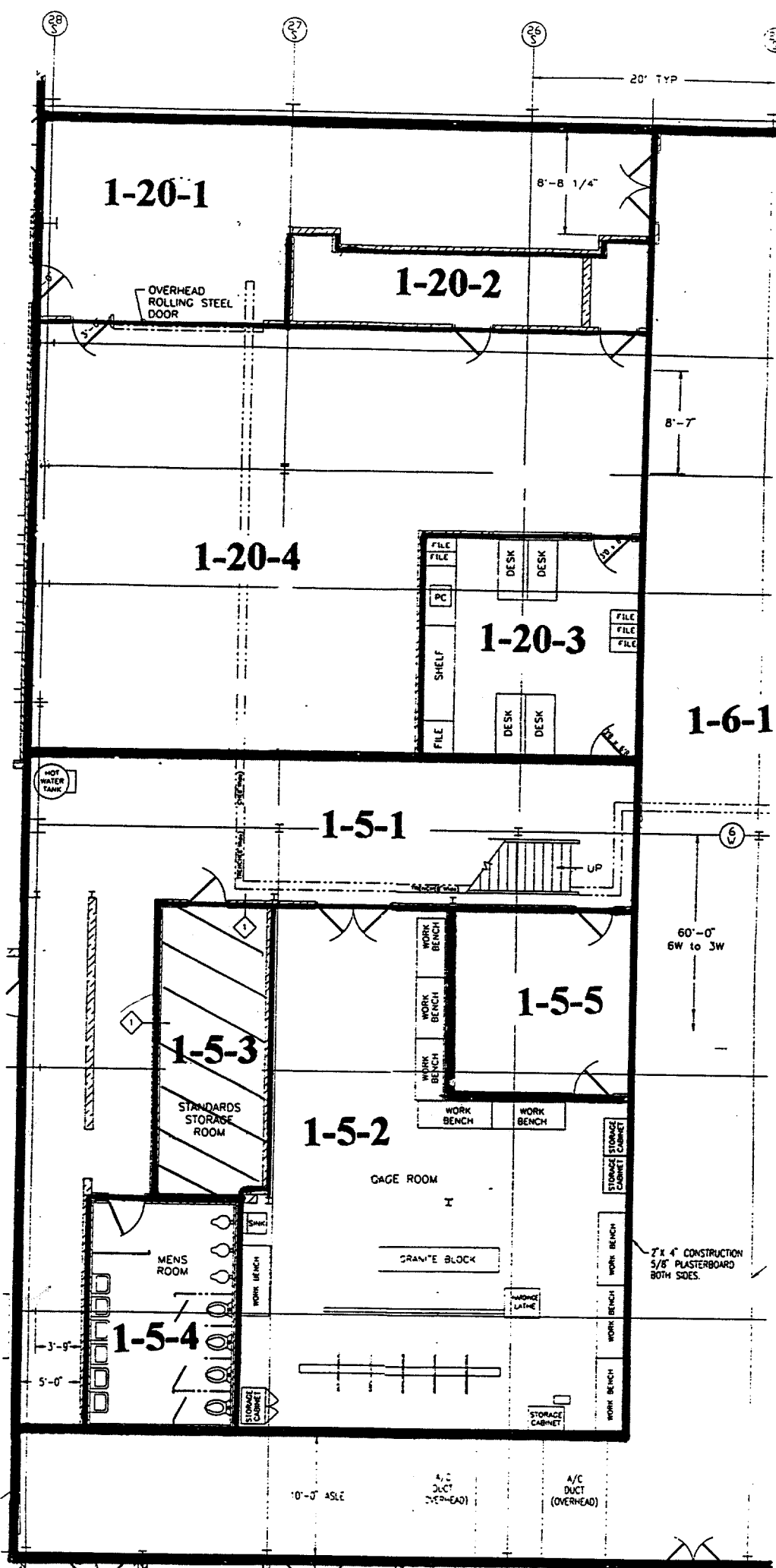
Alpha activity action level (DPM): 20.00
 Beta activity action level (DPM): 200.00
 Certainty level for MDA and flags: 95.00%
 High Voltage Setting: 1410

Application Revision: 3
 Application Version: Standard

Batch ID: Blairsville 1-5-3

Carrier	Alpha Activity				Beta Activity				Count time (min)	Alpha CPM	Beta CPM	Completion Date - Time
	DPM	σ	flags	MDA	DPM	σ	flags	MDA				
10	-0.738	1.50	<MDA	7.53	-3.71	1.37	<MDA	12.28	2.00	-0.246	-1.38	5/30/95 7:49
11	-0.738	1.50	<MDA	7.53	-2.36	1.92	<MDA	12.28	2.00	-0.246	-0.88	5/30/95 7:52
12	-0.738	1.50	<MDA	7.53	4.39	3.58	<AL	12.28	2.00	-0.246	1.63	5/30/95 7:54
13	0.760	1.50	<MDA	7.53	9.78	4.49	<AL	12.28	2.00	0.254	3.63	5/30/95 7:56
14	3.756	2.60	<AL	7.53	1.69	3.03	<MDA	12.28	2.00	1.254	0.63	5/30/95 7:58

Alpha efficiency log file: th230ab Alpha Efficiency: 33.37% Alpha to Beta Crosstalk: 24.79% Alpha Background (CPM): 0.246428571 Alpha Correction Factor: 1.000
Beta efficiency log file: tc99ab Beta Efficiency: 37.06% Beta into Alpha Crosstalk: 0.03% Beta Background (CPM): 1.875 Beta Correction Factor: 1.000



UNIT: 1-5-3
 SN: 01-266
 DATE: 3-8-95
 BY: CV/UT

Blairsville Point Survey Form #003

Survey Serial #: 01-267

Survey Section: 1

Survey Unit: 5

Survey Sub-unit: 4

Classification: 4

Survey Type: LOWER

Survey Date: 3/6/95

Count Date: 5/30/95

Alpha Survey Instruments				
Inst. S/N	Inst. Code	Eff. %	Corr. Fac.	Bkg. CPM
1588	8	20.3	4.93	2

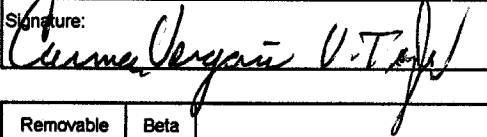
Alpha Counting Instruments				
Inst. S/N	Inst. Code	Eff. %	Corr. Fac.	Bkg. CPM
13295	2	33.37	3.00	0.25

Beta Survey Instruments				
Inst. S/N	Inst. Code	Eff. %	Corr. Fac.	Bkg. CPM
1595	12	32.4	3.09	440

Beta Counting Instruments				
Inst. S/N	Inst. Code	Eff. %	Corr. Fac.	Bkg. CPM
13295	3	37.06	2.70	1.88

Gamma or Beta/Gamma Instruments			
Inst. S/N	Inst. Code	Bkg.	Detection Type
234	23	9	Gamma
1522	22	0.018	Beta / Gamma

Surveyor: V. TAYLOR/ C. VERGARI

Signature: 

Surface Description	Coordinates		Gamma at 1m uR/hr	Gamma Inst. Code	Beta/Gamma Contact mR/hr	Beta/Gamma Code	Contact Gross 1 min. Count Alpha	Alpha Inst. Code	Contact Gross 1 min. Count Beta	Beta Inst. Code	Scan Contact Gross CPM		Removable DPM/100 cm2 Alpha	Alpha Count Code	Removable DPM/100 cm2 Beta	Beta Count Code	Comments
											Max Beta	Avg Beta					
	X	Y															
PAINTED CONCRETE	0.5	-2.5	9	23	0.017	22	2	8	381	12	443	360	0.76	2	-2.36	3	FLOOR
PAINTED CONCRETE	1	-1	11	23	0.023	22	3	8	437	12	533	390	0.76	2	-2.36	3	FLOOR
PAINTED CONCRETE	2	-1	10	23	0.015	22	2	8	393	12	498	411	-0.74	2	0.34	3	FLOOR
PAINTED CONCRETE	2	-2	10	23	0.009	22	1	8	408	12	470	370	-0.74	2	-2.36	3	FLOOR
PAINTED CONCRETE	3	-1	10	23	0.013	22	2	8	434	12	441	340	0.76	2	0.34	3	FLOOR
PAINTED CONCRETE	3	-3	10	23	0.015	22	2	8	400	12	437	340	0.76	2	0.34	3	FLOOR
PAINTED CONCRETE	4	-2	9	23	0.014	22	2	8	388	12	559	440	0.76	2	0.34	3	FLOOR
PAINTED CONCRETE	5	-1	11	23	0.019	22	1	8	452	12	467	440	0.76	2	-2.36	3	FLOOR
PAINTED CONCRETE	5	-2	10	23	0.024	22	3	8	467	12	482	420	-0.74	2	-2.36	3	FLOOR
PAINTED CONCRETE	5	-3	10	23	0.013	22	7	8	446	12	497	400	-0.74	2	-2.36	3	FLOOR

LB5100-W Low Background Counting System – Smear Analysis

Date: 5/31/95
 Counting Unit Id: 1
 Data file name: C:\LBXL\UNIT1\B01-267.XLD
 Batch Ended: 5/30/95 8:20
 Crosstalk Correction: Not Applied

Alpha activity action level (DPM): 20.00
 Beta activity action level (DPM): 200.00
 Certainty level for MDA and flags: 95.00%
 High Voltage Setting: 1410

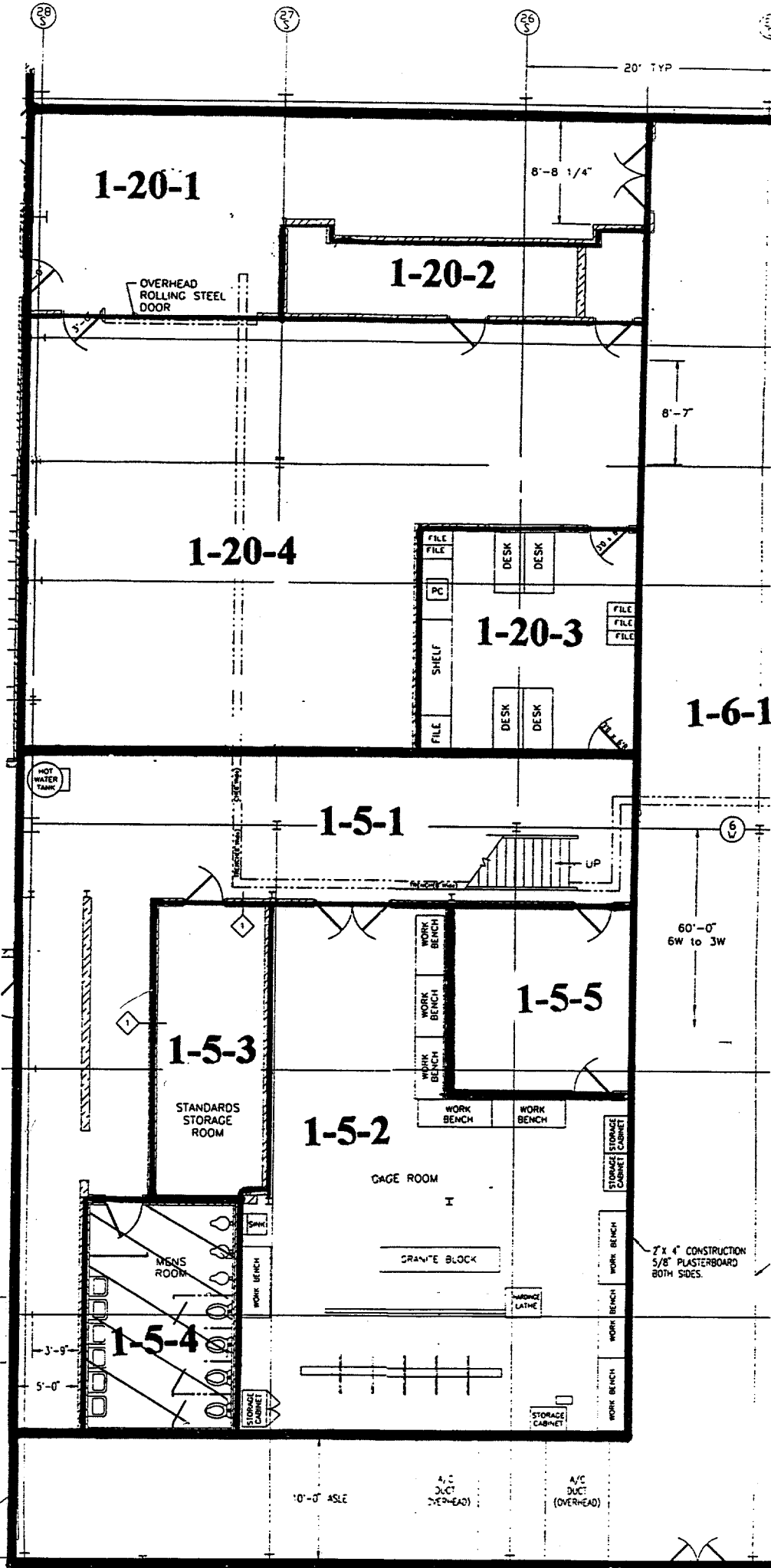
Application Revision: 3
 Application Version: Standard

Alpha efficiency log file: th230ab
 Alpha Efficiency: 33.37%
 Alpha to Beta Crosstalk: 24.79%
 Alpha Background (CPM): 0.246428571
 Alpha Correction Factor: 1.000

Beta efficiency log file: tc99ab
 Beta Efficiency: 37.06%
 Beta into Alpha Crosstalk: 0.03%
 Beta Background (CPM): 1.875
 Beta Correction Factor: 1.000

Batch ID: Blairsville 1-5-4

Carrier	Alpha Activity				Beta Activity				Count time (min)	Alpha CPM	Beta CPM	Completion Date - Time
	DPM	σ	flags	MDA	DPM	σ	flags	MDA				
15	0.760	1.50	<MDA	7.53	-2.36	1.92	<MDA	12.28	2.00	0.254	-0.88	5/30/95 8:00
16	0.760	1.50	<MDA	7.53	-2.36	1.92	<MDA	12.28	2.00	0.254	-0.88	5/30/95 8:03
17	-0.738	1.50	<MDA	7.53	0.34	2.71	<MDA	12.28	2.00	-0.246	0.13	5/30/95 8:05
18	-0.738	1.50	<MDA	7.53	-2.36	1.92	<MDA	12.28	2.00	-0.246	-0.88	5/30/95 8:07
19	0.760	1.50	<MDA	7.53	0.34	2.71	<MDA	12.28	2.00	0.254	0.13	5/30/95 8:09
20	0.760	1.50	<MDA	7.53	0.34	2.71	<MDA	12.28	2.00	0.254	0.13	5/30/95 8:11
21	0.760	1.50	<MDA	7.53	0.34	2.71	<MDA	12.28	2.00	0.254	0.13	5/30/95 8:14
22	0.760	1.50	<MDA	7.53	-2.36	1.92	<MDA	12.28	2.00	0.254	-0.88	5/30/95 8:16
23	-0.738	1.50	<MDA	7.53	-2.36	1.92	<MDA	12.28	2.00	-0.246	-0.88	5/30/95 8:18
24	-0.738	1.50	<MDA	7.53	-2.36	1.92	<MDA	12.28	2.00	-0.246	-0.88	5/30/95 8:20



UNIT: 1-5-4
 SN: 01-267
 DATE: 36-95
 BY: CU/VT

10'-0" ASLE
 A/C DUCT (OVER-HEAD)
 A/C DUCT (OVER-HEAD)

Blairsville Point Survey Form #003

Survey Serial #:	01-268
------------------	--------

Survey Section:	1
-----------------	---

Survey Unit:	20
--------------	----

Survey Sub-unit:	1
------------------	---

Classification:	4
-----------------	---

Survey Type:	LOWER
--------------	-------

Survey Date:	3/6/95
--------------	--------

Count Date:	5/30/95
-------------	---------

Alpha Survey Instruments				
Inst. S/N	Inst. Code	Eff. %	Corr. Fac.	Bkg. CPM
1588	8	20.3	4.93	6

Beta Survey Instruments				
Inst. S/N	Inst. Code	Eff. %	Corr. Fac.	Bkg. CPM
1595	12	32.4	3.09	266

Gamma or Beta/Gamma Instruments			
Inst. S/N	Inst. Code	Bkg.	Detection Type
234	23	5	Gamma
1522	22	0.013	Beta / Gamma

Alpha Counting Instruments				
Inst. S/N	Inst. Code	Eff. %	Corr. Fac.	Bkg. CPM
13295	2	33.37	3.00	0.25

Beta Counting Instruments				
Inst. S/N	Inst. Code	Eff. %	Corr. Fac.	Bkg. CPM
13295	3	37.06	2.70	1.88

Surveyor:	V. TAYLOR/ C. VERGARI
-----------	-----------------------

Signature: *Carmen Vergari*

Surface Description	Coordinates		Gamma at 1m	Gamma Inst.	Beta/Gamma Contact	Beta/Gamma Code	Contact Gross 1 min. Count	Alpha Inst. Code	Contact Gross 1 min. Count	Beta Inst. Code	Scan Contact Gross CPM		Removable DPM/100 cm2	Alpha Count Code	Removable DPM/100 cm2	Beta Count Code	Comments
	X	Y	uR/hr	Code	mR/hr	Code	Alpha	Code	Beta	Code	Max Beta	Avg Beta	Alpha	Code	Beta	Code	
CONCRETE	1	-2	5	23	0.013	22	9	8	365	12	474	350	-0.74	2	3.04	3	FLOOR
CONCRETE	2.5	-3	6	23	0.008	22	1	8	363	12	440	330	-0.74	2	-2.36	3	FLOOR
CONCRETE	1	-4	6	23	0.009	22	2	8	334	12	386	320	-0.74	2	-2.36	3	FLOOR
CONCRETE	1	-6	5	23	0.011	22	2	8	353	12	440	310	0.76	2	-3.71	3	FLOOR
CONCRETE	2.5	-6	6	23	0.009	22	1	8	333	12	356	290	-0.74	2	-3.71	3	FLOOR
CONCRETE	1	-8	5	23	0.017	22	2	8	377	12	396	360	0.76	2	1.69	3	FLOOR
CONCRETE	1	-10	5	23	0.012	22	2	8	346	12	426	320	-0.74	2	-1.01	3	FLOOR
CONCRETE	1	-12	5	23	0.014	22	2	8	332	12	417	290	-0.74	2	-1.01	3	FLOOR
CONCRETE	3	-12	4	23	0.018	22	1	8	369	12	517	320	0.76	2	-1.01	3	FLOOR
CONCRETE	5	-12	5	23	0.008	22	1	8	359	12	446	330	0.76	2	1.69	3	FLOOR
CONCRETE	1	-14	4	23	0.009	22	7	8	354	12	418	320	-0.74	2	-3.71	3	FLOOR
CONCRETE	3	-14	5	23	0.009	22	2	8	365	12	452	370	0.76	2	0.34	3	FLOOR
CONCRETE	4.5	-14	5	23	0.013	22	4	8	369	12	626	350	-0.74	2	0.34	3	FLOOR

LB5100-W Low Background Counting System -- Smear Analysis

Date: 5/31/95
 Counting Unit Id: 1
 Data file name: C:\LBXL\UNIT1\B01-268.XLD
 Batch Ended: 5/30/95 8:49
 Crosstalk Correction: Not Applied

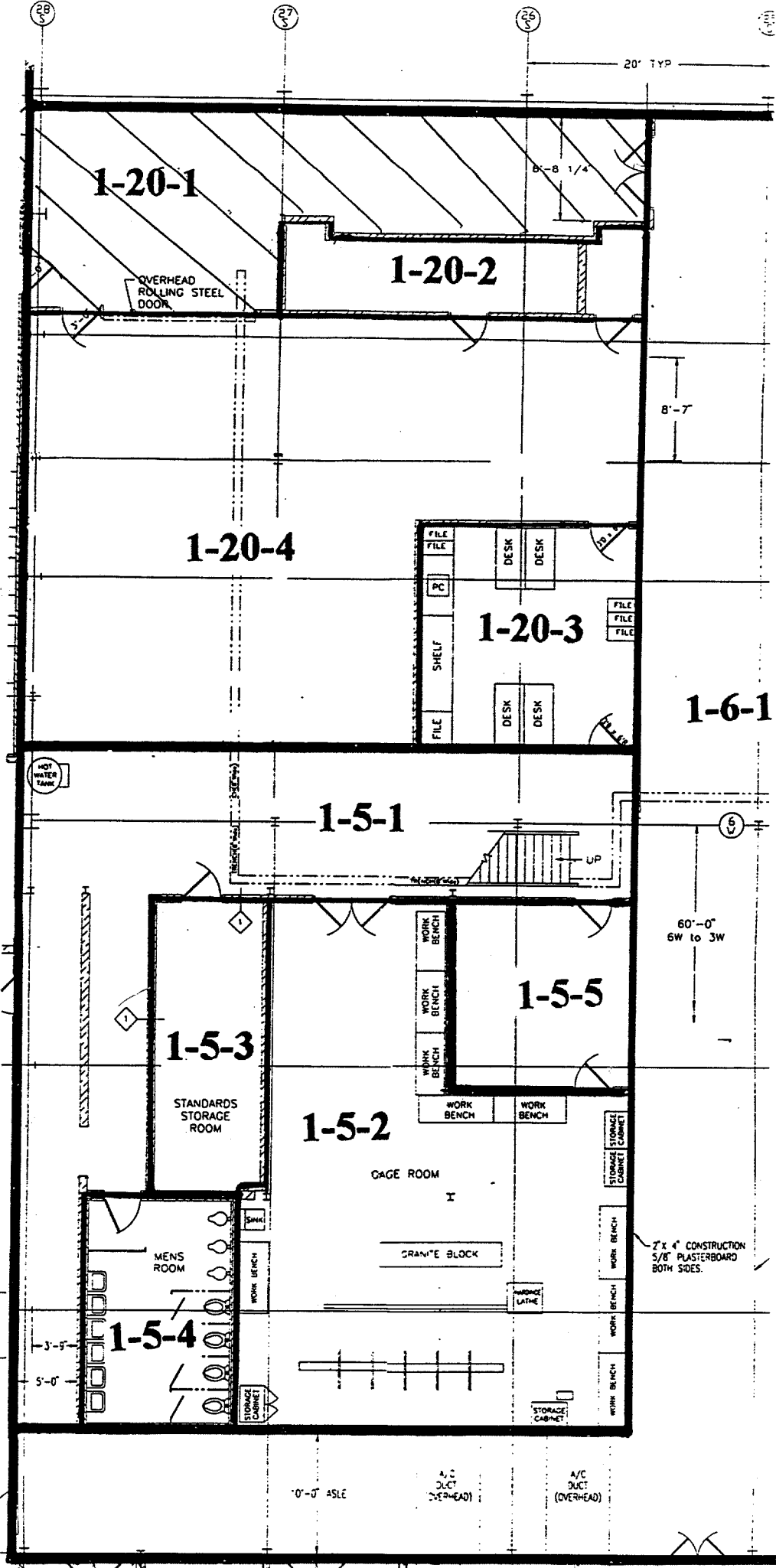
Alpha activity action level (DPM): 20.00
 Beta activity action level (DPM): 200.00
 Certainty level for MDA and flags: 95.00%
 High Voltage Setting: 1410

Application Revision: 3
 Application Version: Standard

Batch ID: Blairsville 1-20-1

Carrier	Alpha Activity				Beta Activity				Count time (min)	Alpha CPM	Beta CPM	Completion Date - Time
	DPM	σ	flags	MDA	DPM	σ	flags	MDA				
25	-0.738	1.50	<MDA	7.53	3.04	3.31	<MDA	12.28	2.00	-0.246	1.13	5/30/95 8:23
26	-0.738	1.50	<MDA	7.53	-2.36	1.92	<MDA	12.28	2.00	-0.246	-0.88	5/30/95 8:25
27	-0.738	1.50	<MDA	7.53	-2.36	1.92	<MDA	12.28	2.00	-0.246	-0.88	5/30/95 8:27
28	0.760	1.50	<MDA	7.53	-3.71	1.37	<MDA	12.28	2.00	0.254	-1.38	5/30/95 8:29
29	-0.738	1.50	<MDA	7.53	-3.71	1.37	<MDA	12.28	2.00	-0.246	-1.38	5/30/95 8:31
31	0.760	1.50	<MDA	7.53	1.69	3.03	<MDA	12.28	2.00	0.254	0.63	5/30/95 8:33
30	-0.738	1.50	<MDA	7.53	-1.01	2.35	<MDA	12.28	2.00	-0.246	-0.38	5/30/95 8:36
32	-0.738	1.50	<MDA	7.53	-1.01	2.35	<MDA	12.28	2.00	-0.246	-0.38	5/30/95 8:38
33	0.760	1.50	<MDA	7.53	-1.01	2.35	<MDA	12.28	2.00	0.254	-0.38	5/30/95 8:40
34	0.760	1.50	<MDA	7.53	1.69	3.03	<MDA	12.28	2.00	0.254	0.63	5/30/95 8:42
35	-0.738	1.50	<MDA	7.53	-3.71	1.37	<MDA	12.28	2.00	-0.246	-1.38	5/30/95 8:44
36	0.760	1.50	<MDA	7.53	0.34	2.71	<MDA	12.28	2.00	0.254	0.13	5/30/95 8:47
37	-0.738	1.50	<MDA	7.53	0.34	2.71	<MDA	12.28	2.00	-0.246	0.13	5/30/95 8:49

Alpha efficiency log file: th230ab Alpha Efficiency: 33.37% Alpha to Beta Crosstalk: 24.79% Alpha Background (CPM): 0.246428571 Alpha Correction Factor: 1.000
Beta efficiency log file: tc99ab Beta Efficiency: 37.06% Beta into Alpha Crosstalk: 0.03% Beta Background (CPM): 1.875 Beta Correction Factor: 1.000



UNIT: 1-20-1
 SN: 01-268
 DATE: 3-6-95
 BY: CV/VT

Blairsville Point Survey Form #003

Survey Serial #:	01-269
------------------	--------

Survey Section:	1
-----------------	---

Survey Unit:	5
--------------	---

Survey Sub-unit:	2
------------------	---

Classification:	5
-----------------	---

Survey Type:	LOWER
--------------	-------

Survey Date:	3/7/95
--------------	--------

Count Date:	6/1/95
-------------	--------

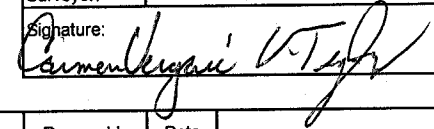
Alpha Survey Instruments				
Inst. S/N	Inst. Code	Eff. %	Corr. Fac.	Bkg. CPM
1588	8	20.3	4.93	2

Beta Survey Instruments				
Inst. S/N	Inst. Code	Eff. %	Corr. Fac.	Bkg. CPM
1595	12	32.4	3.09	326

Gamma or Beta/Gamma Instruments			
Inst. S/N	Inst. Code	Bkg.	Detection Type
234	23	6	Gamma
1522	22	0.013	Beta / Gamma

Alpha Counting Instruments				
Inst. S/N	Inst. Code	Eff. %	Corr. Fac.	Bkg. CPM
13295	2	33.96	2.94	0.34

Beta Counting Instruments				
Inst. S/N	Inst. Code	Eff. %	Corr. Fac.	Bkg. CPM
13295	3	37.6	2.66	1.68

Surveyor:	V. TAYLOR/C. VERGARI
Signature:	

Surface Description	Coordinates		Gamma at 1m	Gamma Inst.	Beta/Gamma Contact	Beta/Gamma	Contact Gross 1 min. Count	Alpha Inst.	Contact Gross 1 min. Count	Beta Inst.	Scan Contact Gross CPM		Removable DPM/100 cm2	Alpha Count	Removable DPM/100 cm2	Beta Count	Comments
	X	Y	uR/hr	Code	mR/hr	Code	Alpha	Code	Beta	Code	Max Beta	Avg Beta	Alpha	Code	Beta	Code	
FLOOR	1	-1	6	23	0.017	22	2	8	387	12	641	480	-0.74	2	-3.71	3	PAINTED CONCRETE
FLOOR	2	-1	5	23	0.01	22	2	8	424	12	825	450	-0.74	2	-2.36	3	PAINTED CONCRETE
FLOOR	3	-1	6	23	0.016	22	1	8	423	12	544	450	0.76	2	1.69	3	PAINTED CONCRETE
FLOOR	4	-1	5	23	0.009	22	1	8	435	12	598	440	-0.74	2	0.34	3	PAINTED CONCRETE
FLOOR	5	-1	6	23	0.013	22	5	8	419	12	516	390	-0.74	2	-2.36	3	PAINTED CONCRETE
FLOOR	6	-1	6	23	0.013	22	0	8	369	12	542	360	-0.74	2	1.69	3	PAINTED CONCRETE
FLOOR	7	-1	5	23	0.009	22	0	8	420	12	481	360	-0.74	2	-1.01	3	PAINTED CONCRETE
FLOOR	8	-1	6	23	0.009	22	3	8	382	12	409	350	2.26	2	-1.01	3	PAINTED CONCRETE
FLOOR	1	-2	6	23	0.018	22	1	8	414	12	529	400	-0.74	2	-1.01	3	PAINTED CONCRETE
FLOOR	2	-2	6	23	0.013	22	2	8	550	12	703	550	-0.74	2	-1.01	3	PAINTED CONCRETE
FLOOR	3	-2	6	23	0.014	22	4	8	418	12	571	410	0.76	2	-1.01	3	PAINTED CONCRETE
FLOOR	4	-2	6	23	0.017	22	6	8	380	12	491	360	-0.74	2	0.34	3	PAINTED CONCRETE
FLOOR	5	-2	6	23	0.01	22	1	8	401	12	479	350	-0.74	2	-2.36	3	PAINTED CONCRETE
FLOOR	6	-2	6	23	0.016	22	1	8	419	12	459	350	-0.74	2	-1.01	3	PAINTED CONCRETE
FLOOR	7	-2	7	23	0.014	22	4	8	397	12	414	310	2.26	2	1.69	3	PAINTED CONCRETE
FLOOR	8	-2	6	23	0.012	22	0	8	424	12	473	360	-0.74	2	-1.01	3	PAINTED CONCRETE
FLOOR	1	-3	5	23	0.015	22	4	8	383	12	544	350	0.76	2	-1.01	3	PAINTED CONCRETE
FLOOR	2	-3	6	23	0.017	22	3	8	520	12	672	520	0.76	2	-1.01	3	PAINTED CONCRETE
FLOOR	3	-3	6	23	0.019	22	0	8	373	12	578	330	0.76	2	3.04	3	PAINTED CONCRETE
FLOOR	4	-3	6	23	0.013	22	6	8	416	12	580	390	0.76	2	-2.36	3	PAINTED CONCRETE
FLOOR	5	-3	6	23	0.016	22	1	8	402	12	623	420	-0.74	2	-5.06	3	PAINTED CONCRETE
FLOOR	6	-3	6	23	0.017	22	1	8	440	12	513	370	-0.74	2	-3.71	3	PAINTED CONCRETE
FLOOR	7	-3	6	23	0.015	22	0	8	380	12	477	360	0.76	2	0.34	3	PAINTED CONCRETE



Blairsville Point Survey Form #003

Survey Serial #:	01-269
Survey Section:	1
Survey Unit:	5
Survey Sub-unit:	2

Alpha Survey Instruments				
Inst. S/N	Inst. Code	Eff. %	Corr. Fac.	Bkg. CPM
1588	8	20.3	4.93	2

Beta Survey Instruments				
Inst. S/N	Inst. Code	Eff. %	Corr. Fac.	Bkg. CPM
1595	12	32.4	3.09	326


Gamma or Beta/Gamma Instruments			
Inst. S/N	Inst. Code	Bkg.	Detection Type
234	23	6	Gamma
1522	22	0.013	Beta / Gamma

Classification:	5
Survey Type:	LOWER

Alpha Counting Instruments				
Inst. S/N	Inst. Code	Eff. %	Corr. Fac.	Bkg. CPM
13295	2	33.96	2.94	0.34

Beta Counting Instruments				
Inst. S/N	Inst. Code	Eff. %	Corr. Fac.	Bkg. CPM
13295	3	37.6	2.66	1.68

Survey Date:	3/7/95
Count Date:	6/1/95

Surveyor:	V. TAYLOR/C. VERGARI
Signature:	

Surface Description	Coordinates		Gamma at 1m	Gamma Inst.	Beta/Gamma Contact	Beta/Gamma Code	Contact Gross 1 min. Count	Alpha Inst. Code	Contact Gross 1 min. Count	Beta Inst. Code	Scan Contact Gross CPM		Removable DPM/100 cm2	Alpha Count Code	Removable DPM/100 cm2	Beta Count Code	Comments
	X	Y	uR/hr	Code	mR/hr	Code	Alpha	Beta	Code	Code	Max Beta	Avg Beta	Alpha	Beta	Code		
FLOOR	1	-4	6	23	0.015	22	1	8	379	12	584	390	-0.74	2	0.34	3	PAINTED CONCRETE
FLOOR	2	-4	5	23	0.012	22	4	8	419	12	641	390	-0.74	2	-2.36	3	PAINTED CONCRETE
FLOOR	3	-4	5	23	0.014	22	3	8	394	12	458	360	0.76	2	3.04	3	PAINTED CONCRETE
FLOOR	4	-4	6	23	0.013	22	1	8	379	12	503	350	-0.74	2	0.34	3	PAINTED CONCRETE
FLOOR	5	-4	5	23	0.013	22	3	8	373	12	558	380	-0.74	2	-5.06	3	PAINTED CONCRETE
FLOOR	6	-4	6	23	0.01	22	1	8	407	12	434	360	-0.74	2	4.39	3	PAINTED CONCRETE
FLOOR	7	-4	6	23	0.009	22	0	8	437	12	516	400	-0.74	2	-2.36	3	PAINTED CONCRETE
FLOOR	8	-4	6	23	0.013	22	0	8	380	12	488	370	0.76	2	-3.71	3	PAINTED CONCRETE
FLOOR	1	-5	6	23	0.014	22	4	8	402	12	520	370	-0.74	2	-1.01	3	PAINTED CONCRETE
FLOOR	2	-5	5	23	0.019	22	2	8	451	12	838	410	-0.74	2	-2.36	3	PAINTED CONCRETE
FLOOR	3	-5	6	23	0.011	22	2	8	380	12	516	360	-0.74	2	0.34	3	PAINTED CONCRETE
FLOOR	4	-5	6	23	0.013	22	1	8	389	12	450	330	2.26	2	0.34	3	PAINTED CONCRETE
FLOOR	5	-5	5	23	0.009	22	2	8	411	12	518	380	0.76	2	-1.01	3	PAINTED CONCRETE
FLOOR	6	-5	6	23	0.015	22	3	8	338	12	449	340	2.26	2	-1.01	3	PAINTED CONCRETE
FLOOR	7	-5	6	23	0.01	22	0	8	408	12	418	360	0.76	2	-2.36	3	PAINTED CONCRETE
FLOOR	8	-5	6	23	0.006	22	3	8	362	12	472	350	-0.74	2	0.34	3	PAINTED CONCRETE
FLOOR	-4	-6	6	23	0.013	22	0	8	382	12	534	340	-0.74	2	0.34	3	PAINTED CONCRETE
FLOOR	-3	-6	6	23	0.013	22	1	8	367	12	517	340	-0.74	2	-1.01	3	PAINTED CONCRETE
FLOOR	-2	-6	6	23	0.014	22	1	8	381	12	555	340	-0.74	2	-2.36	3	PAINTED CONCRETE
FLOOR	-1	-6	6	23	0.017	22	3	8	444	12	499	380	0.76	2	0.34	3	PAINTED CONCRETE
FLOOR	0	-6	6	23	0.02	22	3	8	405	12	467	360	-0.74	2	-2.36	3	PAINTED CONCRETE
FLOOR	1	-6	6	23	0.013	22	4	8	430	12	500	400	0.76	2	1.69	3	PAINTED CONCRETE
FLOOR	2	-6	6	23	0.012	22	0	8	471	12	553	360	0.76	2	1.69	3	PAINTED CONCRETE

Blairsville Point Survey Form #003

Survey Serial #:	01-269
Survey Section:	1
Survey Unit:	5
Survey Sub-unit:	2

Alpha Survey Instruments				
Inst. S/N	Inst. Code	Eff. %	Corr. Fac.	Bkg. CPM
1588	8	20.3	4.93	2

Beta Survey Instruments				
Inst. S/N	Inst. Code	Eff. %	Corr. Fac.	Bkg. CPM
1595	12	32.4	3.09	326


Gamma or Beta/Gamma Instruments			
Inst. S/N	Inst. Code	Bkg.	Detection Type
234	23	6	Gamma
1522	22	0.013	Beta / Gamma

Classification:	5
Survey Type:	LOWER

Alpha Counting Instruments				
Inst. S/N	Inst. Code	Eff. %	Corr. Fac.	Bkg. CPM
13295	2	33.96	2.94	0.34

Beta Counting Instruments				
Inst. S/N	Inst. Code	Eff. %	Corr. Fac.	Bkg. CPM
13295	3	37.6	2.66	1.68

Survey Date:	3/7/95
Count Date:	6/1/95

Surveyor:	V. TAYLOR/C. VERGARI
Signature:	

Surface Description	Coordinates		Gamma at 1m	Gamma Inst.	Beta/Gamma Contact	Beta/Gamma Code	Contact Gross 1 min. Count	Alpha Inst. Code	Contact Gross 1 min. Count	Beta Inst. Code	Scan Contact Gross CPM		Removable DPM/100 cm2	Alpha Count Code	Removable DPM/100 cm2	Beta Count Code	Comments
	X	Y	uR/hr	Code	mR/hr	Code	Alpha	Code	Beta	Code	Max Beta	Avg Beta	Alpha	Code	Beta	Code	
FLOOR	3	-6	6	23	0.01	22	1	8	348	12	471	330	-0.74	2	-1.01	3	PAINTED CONCRETE
FLOOR	4	-6	7	23	0.011	22	1	8	350	12	822	370	-0.74	2	-2.36	3	PAINTED CONCRETE
FLOOR	5	-6	6	23	0.014	22	7	8	412	12	684	350	-0.74	2	-3.71	3	PAINTED CONCRETE
FLOOR	6	-6	6	23	0.018	22	6	8	387	12	511	380	2.26	2	0.34	3	PAINTED CONCRETE
FLOOR	7	-6	5	23	0.012	22	4	8	373	12	522	380	2.26	2	3.04	3	PAINTED CONCRETE
FLOOR	8	-6	6	23	0.011	22	3	8	381	12	474	340	3.76	2	1.69	3	PAINTED CONCRETE
FLOOR	-4	-7	6	23	0.017	22	1	8	392	12	498	360	-0.74	2	1.69	3	PAINTED CONCRETE
FLOOR	-3	-7	6	12	0.015	22	3	8	414	12	556	390	0.76	2	-2.36	3	PAINTED CONCRETE
FLOOR	-2	-7	6	23	0.01	22	5	8	421	12	519	380	-0.74	2	1.69	3	PAINTED CONCRETE
FLOOR	-1	-7	6	23	0.012	22	3	8	424	12	482	390	0.76	2	-3.71	3	PAINTED CONCRETE
FLOOR	0	-7	6	23	0.023	22	2	8	456	12	498	400	0.76	2	-3.71	3	PAINTED CONCRETE
FLOOR	1	-7	6	23	0.012	22	1	8	506	12	566	460	-0.74	2	-2.36	3	PAINTED CONCRETE
FLOOR	2	-7	6	23	0.015	22	3	8	425	12	440	360	-0.74	2	-1.01	3	PAINTED CONCRETE
FLOOR	4	-7	6	23	0.016	22	1	8	442	12	469	420	-0.74	2	-1.01	3	PAINTED CONCRETE
FLOOR	5	-7	6	23	0.013	22	2	8	449	12	601	410	0.76	2	1.69	3	PAINTED CONCRETE
FLOOR	6	-7	6	23	0.014	22	2	8	466	12	502	440	2.26	2	5.73	3	PAINTED CONCRETE
FLOOR	7	-7	6	23	0.014	22	3	8	418	12	499	430	-0.74	2	-1.01	3	PAINTED CONCRETE
FLOOR	8	-7	6	23	0.018	22	0	8	444	12	492	393	-0.74	2	-3.71	3	PAINTED CONCRETE
FLOOR	-4	-8	7	23	0.009	22	3	8	414	12	458	380	0.76	2	-2.36	3	PAINTED CONCRETE
FLOOR	-3	-8	6	23	0.018	22	1	8	422	12	533	350	-0.74	2	-1.01	3	PAINTED CONCRETE
FLOOR	-2	-8	7	23	0.016	22	4	8	429	12	511	410	-0.74	2	0.34	3	PAINTED CONCRETE
FLOOR	-1	-8	6	23	0.019	22	6	8	441	12	564	400	0.76	2	-2.36	3	PAINTED CONCRETE
FLOOR	0	-8	6	23	0.013	22	1	8	453	12	505	390	-0.74	2	0.34	3	PAINTED CONCRETE

Blairsville Point Survey Form #003

Survey Serial #:	01-269
Survey Section:	1
Survey Unit:	5
Survey Sub-unit:	2

Alpha Survey Instruments				
Inst. S/N	Inst. Code	Eff. %	Corr. Fac.	Bkg. CPM
1588	8	20.3	4.93	2

Beta Survey Instruments				
Inst. S/N	Inst. Code	Eff. %	Corr. Fac.	Bkg. CPM
1595	12	32.4	3.09	326


Gamma or Beta/Gamma Instruments			
Inst. S/N	Inst. Code	Bkg.	Detection Type
234	23	6	Gamma
1522	22	0.013	Beta / Gamma

Classification:	5
Survey Type:	LOWER

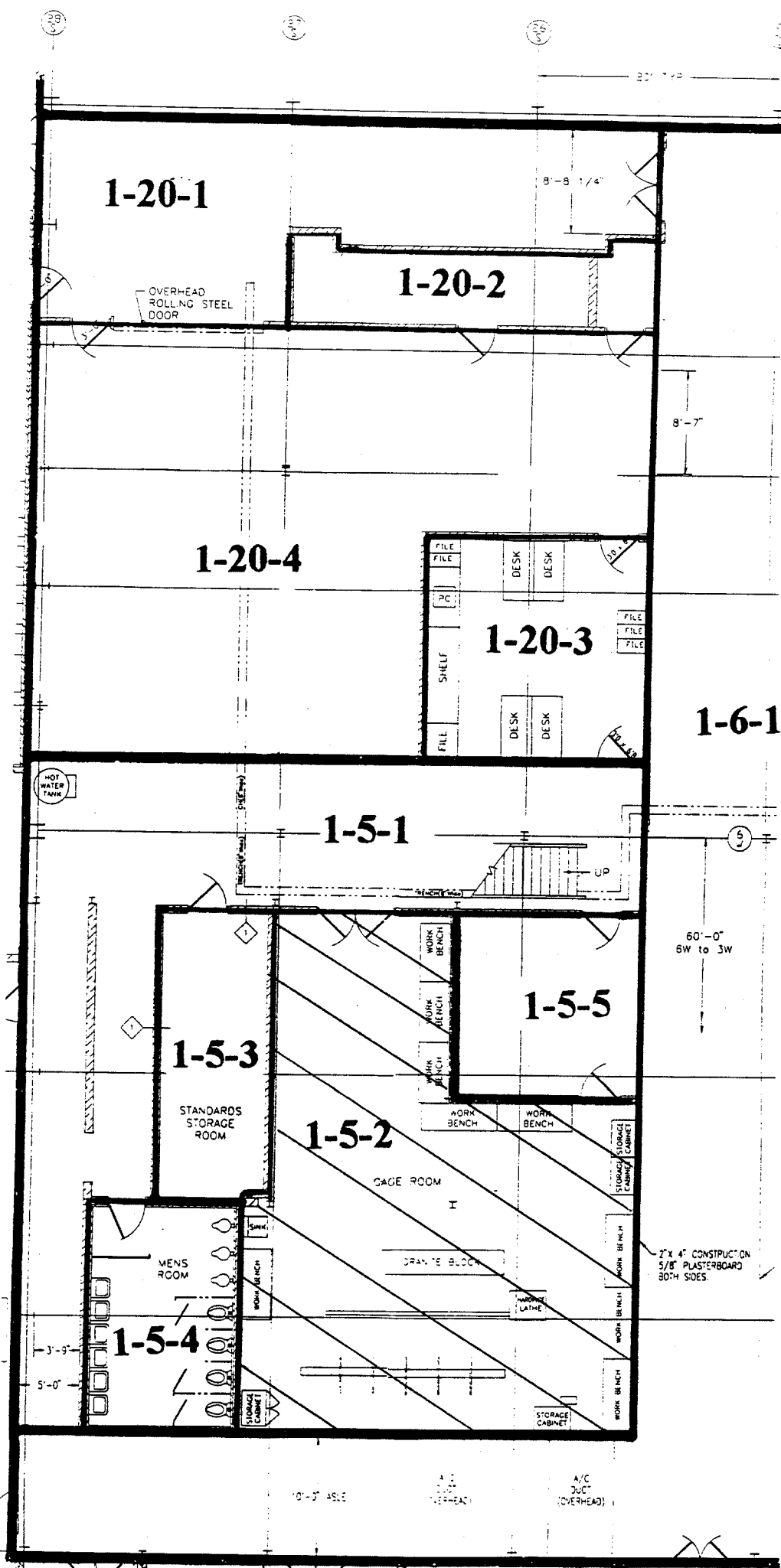
Alpha Counting Instruments				
Inst. S/N	Inst. Code	Eff. %	Corr. Fac.	Bkg. CPM
13295	2	33.96	2.94	0.34

Beta Counting Instruments				
Inst. S/N	Inst. Code	Eff. %	Corr. Fac.	Bkg. CPM
13295	3	37.6	2.66	1.68

Survey Date:	3/7/95
Count Date:	6/1/95

Surveyor:	V. TAYLOR/C. VERGARI
Signature:	

Surface Description	Coordinates		Gamma at 1m uR/hr	Gamma Inst. Code	Beta/Gamma Contact mR/hr	Beta/Gamma Code	Contact Gross 1 min. Count Alpha	Alpha Inst. Code	Contact Gross 1 min. Count Beta	Beta Inst. Code	Scan Contact Gross CPM		Removable DPM/100 cm2 Alpha	Alpha Count Code	Removable DPM/100 cm2 Beta	Beta Count Code	Comments
											Max Beta	Avg Beta					
	X	Y															
FLOOR	1	-8	7	23	0.014	22	2	8	417	12	421	360	-0.74	2	-1.01	3	PAINTED CONCRETE
FLOOR	2	-8	7	23	0.023	22	2	8	377	12	529	370	-0.74	2	-2.36	3	PAINTED CONCRETE
FLOOR	3	-8	7	23	0.014	22	2	8	416	12	506	420	0.76	2	-2.36	3	PAINTED CONCRETE
FLOOR	4	-8	7	23	0.012	22	4	8	395	12	483	370	-0.74	2	0.34	3	PAINTED CONCRETE
FLOOR	5	-8	6	23	0.012	22	5	8	396	12	550	370	0.76	2	0.34	3	PAINTED CONCRETE
FLOOR	6	-8	6	23	0.016	22	4	8	405	12	462	380	-0.74	2	0.34	3	PAINTED CONCRETE
FLOOR	7	-8	6	23	0.013	22	5	8	401	12	470	360	0.76	2	-1.01	3	PAINTED CONCRETE
FLOOR	8	-8	6	23	0.013	22	2	8	393	12	457	380	0.76	2	-2.36	3	PAINTED CONCRETE
FLOOR	-1	-9	6	23	0.01	22	6	8	429	12	564	348	-0.74	2	-1.01	3	PAINTED CONCRETE
FLOOR	0	-9	7	23	0.018	22	3	8	405	12	466	350	-0.74	2	-3.71	3	PAINTED CONCRETE
FLOOR	1	-9	7	23	0.018	22	2	8	369	12	398	320	0.76	2	4.39	3	PAINTED CONCRETE
FLOOR	2	-9	7	23	0.012	22	2	8	375	12	457	360	-0.74	2	0.34	3	PAINTED CONCRETE
FLOOR	3	-9	7	23	0.013	22	3	8	410	12	554	390	-0.74	2	-1.01	3	PAINTED CONCRETE
FLOOR	4	-9	7	23	0.02	22	1	8	394	12	541	410	-0.74	2	-1.01	3	PAINTED CONCRETE
FLOOR	5	-9	7	23	0.013	22	5	8	390	12	502	330	-0.74	2	1.69	3	PAINTED CONCRETE
FLOOR	6	-9	7	23	0.011	22	1	8	377	12	461	340	-0.74	2	-3.71	3	PAINTED CONCRETE
FLOOR	7	-9	7	23	0.012	22	2	8	368	12	481	360	0.76	2	0.34	3	PAINTED CONCRETE
FLOOR	8	-9	6	23	0.016	22	1	8	339	12	382	305	-0.74	2	-3.71	3	PAINTED CONCRETE
FLOOR	3	-7	6	23	0.015	22	4	8	432	12	489	380		2		3	PAINTED CONCRETE



UNIT: 1-5-2
 SN 1-269
 DATE: 3-9-95
 BY: CV/VT

10'-0" ASLE
 A/C DUCT OVERHEAD
 A/C DUCT OVERHEAD

2" X 4" CONSTRUCTION
 5/8" PLASTERBOARD
 BOTH SIDES.

LB5100-W Low Background Counting System – Smear Analysis

Date: 6/1/95
 Counting Unit id: 1
 Data file name: C:\LBXL\UNIT1\B01-269.XLD
 Batch Ended: 6/1/95 10:19
 Crosstalk Correction: Not Applied

Alpha activity action level (DPM): 20.00
 Beta activity action level (DPM): 200.00
 Certainty level for MDA and flags: 95.00%
 High Voltage Setting: 1410

Application Revision: 3
 Application Version: Standard

Batch ID: Blairsville 1-5-2

Carrier	Alpha Activity				Beta Activity				Count time (min)	Alpha CPM	Beta CPM	Completion Date - Time
	DPM	σ	flags	MDA	DPM	σ	flags	MDA				
1	-0.738	1.50	<MDA	7.53	-3.71	1.37	<MDA	12.28	2.00	-0.246	-1.38	6/1/95 7:08
2	-0.738	1.50	<MDA	7.53	-2.36	1.92	<MDA	12.28	2.00	-0.246	-0.88	6/1/95 7:10
3	0.760	1.50	<MDA	7.53	1.69	3.03	<MDA	12.28	2.00	0.254	0.63	6/1/95 7:12
4	-0.738	1.50	<MDA	7.53	0.34	2.71	<MDA	12.28	2.00	-0.246	0.13	6/1/95 7:14
5	-0.738	1.50	<MDA	7.53	-2.36	1.92	<MDA	12.28	2.00	-0.246	-0.88	6/1/95 7:17
6	-0.738	1.50	<MDA	7.53	1.69	3.03	<MDA	12.28	2.00	-0.246	0.63	6/1/95 7:19
7	-0.738	1.50	<MDA	7.53	-1.01	2.35	<MDA	12.28	2.00	-0.246	-0.38	6/1/95 7:21
8	2.258	2.12	<AL	7.53	-1.01	2.35	<MDA	12.28	2.00	0.754	-0.38	6/1/95 7:23
9	-0.738	1.50	<MDA	7.53	-1.01	2.35	<MDA	12.28	2.00	-0.246	-0.38	6/1/95 7:25
10	-0.738	1.50	<MDA	7.53	-1.01	2.35	<MDA	12.28	2.00	-0.246	-0.38	6/1/95 7:28
11	0.760	1.50	<MDA	7.53	-1.01	2.35	<MDA	12.28	2.00	0.254	-0.38	6/1/95 7:30
12	-0.738	1.50	<MDA	7.53	0.34	2.71	<MDA	12.28	2.00	-0.246	0.13	6/1/95 7:32
13	-0.738	1.50	<MDA	7.53	-2.36	1.92	<MDA	12.28	2.00	-0.246	-0.88	6/1/95 7:34
14	-0.738	1.50	<MDA	7.53	-1.01	2.35	<MDA	12.28	2.00	-0.246	-0.38	6/1/95 7:36
15	2.258	2.12	<AL	7.53	1.69	3.03	<MDA	12.28	2.00	0.754	0.63	6/1/95 7:39
16	-0.738	1.50	<MDA	7.53	-1.01	2.35	<MDA	12.28	2.00	-0.246	-0.38	6/1/95 7:41
17	0.760	1.50	<MDA	7.53	-1.01	2.35	<MDA	12.28	2.00	0.254	-0.38	6/1/95 7:43
18	0.760	1.50	<MDA	7.53	-1.01	2.35	<MDA	12.28	2.00	0.254	-0.38	6/1/95 7:45
19	0.760	1.50	<MDA	7.53	3.04	3.31	<MDA	12.28	2.00	0.254	1.13	6/1/95 7:47
20	0.760	1.50	<MDA	7.53	-2.36	1.92	<MDA	12.28	2.00	0.254	-0.88	6/1/95 7:50
21	-0.738	1.50	<MDA	7.53	-5.06	1.37	<MDA	12.28	2.00	-0.246	-1.88	6/1/95 7:52
22	-0.738	1.50	<MDA	7.53	-3.71	1.37	<MDA	12.28	2.00	-0.246	-1.38	6/1/95 7:54
23	0.760	1.50	<MDA	7.53	0.34	2.71	<MDA	12.28	2.00	0.254	0.13	6/1/95 7:56
24	-0.738	1.50	<MDA	7.53	0.34	2.71	<MDA	12.28	2.00	-0.246	0.13	6/1/95 7:58

Alpha efficiency log file: th230ab
 Alpha Efficiency: 33.37%
 Alpha to Beta Crosstalk: 24.79%
 Alpha Background (CPM): 0.246428571
 Alpha Correction Factor: 1.000

Beta efficiency log file: tc99ab
 Beta Efficiency: 37.06%
 Beta into Alpha Crosstalk: 0.03%
 Beta Background (CPM): 1.875
 Beta Correction Factor: 1.000

LB5100-W Low Background Counting System – Smear Analysis

Date: 6/1/95
 Counting Unit id: 1
 Data file name: C:\LBXL\UNIT1\B01-269.XLD
 Batch Ended: 6/1/95 10:19
 Crosstalk Correction: Not Applied

Alpha activity action level (DPM): 20.00
 Beta activity action level (DPM): 200.00
 Certainty level for MDA and flags: 95.00%
 High Voltage Setting: 1410

Application Revision: 3
 Application Version: Standard

Batch ID: Blairsville 1-5-2

Alpha efficiency log file: th230ab Alpha Efficiency: 33.37% Alpha to Beta Crosstalk: 24.79% Alpha Background (CPM): 0.246428571 Alpha Correction Factor: 1.000			
Beta efficiency log file: tc99ab Beta Efficiency: 37.06% Beta into Alpha Crosstalk: 0.03% Beta Background (CPM): 1.875 Beta Correction Factor: 1.000			
Count	Alpha	Beta	Completion
time (min)	CPM	CPM	Date - Time
2.00	-0.246	-0.88	6/1/95 8:00
2.00	0.254	1.13	6/1/95 8:03
2.00	-0.246	0.13	6/1/95 8:05
2.00	-0.246	-1.88	6/1/95 8:07
2.00	-0.246	1.63	6/1/95 8:09
2.00	-0.246	-0.88	6/1/95 8:12
2.00	0.254	-1.38	6/1/95 8:14
2.00	-0.246	-0.38	6/1/95 8:16
2.00	-0.246	-0.88	6/1/95 8:18
2.00	-0.246	0.13	6/1/95 8:20
2.00	0.754	0.13	6/1/95 8:23
2.00	0.254	-0.38	6/1/95 8:25
2.00	0.754	-0.38	6/1/95 8:27
2.00	0.254	-0.88	6/1/95 8:29
2.00	-0.246	0.13	6/1/95 8:31
2.00	-0.246	0.13	6/1/95 8:33
2.00	-0.246	-0.38	6/1/95 8:36
2.00	-0.246	-0.88	6/1/95 8:38
2.00	0.254	0.13	6/1/95 8:40
2.00	-0.246	-0.88	6/1/95 8:42
2.00	0.254	0.63	6/1/95 8:44
2.00	0.254	0.63	6/1/95 8:47
2.00	-0.246	-0.38	6/1/95 8:49
2.00	-0.246	-0.88	6/1/95 8:51

Carrier	Alpha Activity				Beta Activity			
	DPM	σ	flags	MDA	DPM	σ	flags	MDA
25	-0.738	1.50	<MDA	7.53	-2.36	1.92	<MDA	12.28
26	0.760	1.50	<MDA	7.53	3.04	3.31	<MDA	12.28
27	-0.738	1.50	<MDA	7.53	0.34	2.71	<MDA	12.28
28	-0.738	1.50	<MDA	7.53	-5.06	1.37	<MDA	12.28
29	-0.738	1.50	<MDA	7.53	4.39	3.58	<AL	12.28
31	-0.738	1.50	<MDA	7.53	-2.36	1.92	<MDA	12.28
30	0.760	1.50	<MDA	7.53	-3.71	1.37	<MDA	12.28
32	-0.738	1.50	<MDA	7.53	-1.01	2.35	<MDA	12.28
33	-0.738	1.50	<MDA	7.53	-2.36	1.92	<MDA	12.28
34	-0.738	1.50	<MDA	7.53	0.34	2.71	<MDA	12.28
35	2.258	2.12	<AL	7.53	0.34	2.71	<MDA	12.28
36	0.760	1.50	<MDA	7.53	-1.01	2.35	<MDA	12.28
37	2.258	2.12	<AL	7.53	-1.01	2.35	<MDA	12.28
38	0.760	1.50	<MDA	7.53	-2.36	1.92	<MDA	12.28
39	-0.738	1.50	<MDA	7.53	0.34	2.71	<MDA	12.28
40	-0.738	1.50	<MDA	7.53	0.34	2.71	<MDA	12.28
41	-0.738	1.50	<MDA	7.53	-1.01	2.35	<MDA	12.28
42	-0.738	1.50	<MDA	7.53	-2.36	1.92	<MDA	12.28
43	0.760	1.50	<MDA	7.53	0.34	2.71	<MDA	12.28
44	-0.738	1.50	<MDA	7.53	-2.36	1.92	<MDA	12.28
45	0.760	1.50	<MDA	7.53	1.69	3.03	<MDA	12.28
46	0.760	1.50	<MDA	7.53	1.69	3.03	<MDA	12.28
47	-0.738	1.50	<MDA	7.53	-1.01	2.35	<MDA	12.28
48	-0.738	1.50	<MDA	7.53	-2.36	1.92	<MDA	12.28

LB5100-W Low Background Counting System -- Smear Analysis

Date: 6/1/95
 Counting Unit id: 1
 Data file name: C:\LBXL\UNIT1\B01-269.XLD
 Batch Ended: 6/1/95 10:19
 Crosstalk Correction: Not Applied

Alpha activity action level (DPM): 20.00
 Beta activity action level (DPM): 200.00
 Certainty level for MDA and flags: 95.00%
 High Voltage Setting: 1410

Application Revision: 3
 Application Version: Standard

Alpha efficiency log file: th230ab
 Alpha Efficiency: 33.37%
 Alpha to Beta Crosstalk: 24.79%
 Alpha Background (CPM): 0.246428571
 Alpha Correction Factor: 1.000

Beta efficiency log file: tc99ab
 Beta Efficiency: 37.06%
 Beta into Alpha Crosstalk: 0.03%
 Beta Background (CPM): 1.875
 Beta Correction Factor: 1.000

Batch ID: Blairsville 1-5-2

Carrier	Alpha Activity				Beta Activity				Count time (min)	Alpha CPM	Beta CPM	Completion Date - Time
	DPM	σ	flags	MDA	DPM	σ	flags	MDA				
49	-0.738	1.50	<MDA	7.53	-3.71	1.37	<MDA	12.28	2.00	-0.246	-1.38	6/1/95 8:53
50	2.258	2.12	<AL	7.53	0.34	2.71	<MDA	12.28	2.00	0.754	0.13	6/1/95 8:55
51	2.258	2.12	<AL	7.53	3.04	3.31	<MDA	12.28	2.00	0.754	1.13	6/1/95 8:58
52	3.756	2.60	<AL	7.53	1.69	3.03	<MDA	12.28	2.00	1.254	0.63	6/1/95 9:00
53	-0.738	1.50	<MDA	7.53	1.69	3.03	<MDA	12.28	2.00	-0.246	0.63	6/1/95 9:02
54	0.760	1.50	<MDA	7.53	-2.36	1.92	<MDA	12.28	2.00	0.254	-0.88	6/1/95 9:04
55	-0.738	1.50	<MDA	7.53	1.69	3.03	<MDA	12.28	2.00	-0.246	0.63	6/1/95 9:06
56	0.760	1.50	<MDA	7.53	-3.71	1.37	<MDA	12.28	2.00	0.254	-1.38	6/1/95 9:09
57	0.760	1.50	<MDA	7.53	-3.71	1.37	<MDA	12.28	2.00	0.254	-1.38	6/1/95 9:11
58	-0.738	1.50	<MDA	7.53	-2.36	1.92	<MDA	12.28	2.00	-0.246	-0.88	6/1/95 9:13
59	-0.738	1.50	<MDA	7.53	-1.01	2.35	<MDA	12.28	2.00	-0.246	-0.38	6/1/95 9:15
60	-0.738	1.50	<MDA	7.53	-1.01	2.35	<MDA	12.28	2.00	-0.246	-0.38	6/1/95 9:17
61	0.760	1.50	<MDA	7.53	1.69	3.03	<MDA	12.28	2.00	0.254	0.63	6/1/95 9:20
62	2.258	2.12	<AL	7.53	5.73	3.83	<AL	12.28	2.00	0.754	2.13	6/1/95 9:22
63	-0.738	1.50	<MDA	7.53	-1.01	2.35	<MDA	12.28	2.00	-0.246	-0.38	6/1/95 9:24
64	-0.738	1.50	<MDA	7.53	-3.71	1.37	<MDA	12.28	2.00	-0.246	-1.38	6/1/95 9:26
65	0.760	1.50	<MDA	7.53	-2.36	1.92	<MDA	12.28	2.00	0.254	-0.88	6/1/95 9:28
66	-0.738	1.50	<MDA	7.53	-1.01	2.35	<MDA	12.28	2.00	-0.246	-0.38	6/1/95 9:31
67	-0.738	1.50	<MDA	7.53	0.34	2.71	<MDA	12.28	2.00	-0.246	0.13	6/1/95 9:33
68	0.760	1.50	<MDA	7.53	-2.36	1.92	<MDA	12.28	2.00	0.254	-0.88	6/1/95 9:35
69	-0.738	1.50	<MDA	7.53	0.34	2.71	<MDA	12.28	2.00	-0.246	0.13	6/1/95 9:37
70	-0.738	1.50	<MDA	7.53	-1.01	2.35	<MDA	12.28	2.00	-0.246	-0.38	6/1/95 9:39
71	-0.738	1.50	<MDA	7.53	-2.36	1.92	<MDA	12.28	2.00	-0.246	-0.88	6/1/95 9:42
72	0.760	1.50	<MDA	7.53	-2.36	1.92	<MDA	12.28	2.00	0.254	-0.88	6/1/95 9:44

LB5100-W Low Background Counting System -- Smear Analysis

Date: 6/1/95
 Counting Unit id: 1
 Data file name: C:\LBXL\UNIT1\B01-269.XLD
 Batch Ended: 6/1/95 10:19
 Crosstalk Correction: Not Applied

Alpha activity action level (DPM): 20.00
 Beta activity action level (DPM): 200.00
 Certainty level for MDA and flags: 95.00%
 High Voltage Setting: 1410

Application Revision: 3
 Application Version: Standard

Batch ID: Blairsville 1-5-2

Alpha efficiency log file: th230ab Alpha Efficiency: 33.37% Alpha to Beta Crosstalk: 24.79% Alpha Background (CPM): 0.246428571 Alpha Correction Factor: 1.000			
Beta efficiency log file: tc99ab Beta Efficiency: 37.06% Beta into Alpha Crosstalk: 0.03% Beta Background (CPM): 1.875 Beta Correction Factor: 1.000			
Count	Alpha	Beta	Completion
time (min)	CPM	CPM	Date - Time
2.00	-0.246	0.13	6/1/95 9:46
2.00	0.254	0.13	6/1/95 9:48
2.00	-0.246	0.13	6/1/95 9:50
2.00	0.254	-0.38	6/1/95 9:53
2.00	0.254	-0.88	6/1/95 9:55
2.00	-0.246	-0.38	6/1/95 9:57
2.00	-0.246	-1.38	6/1/95 9:59
2.00	0.254	1.63	6/1/95 10:01
2.00	-0.246	0.13	6/1/95 10:03
2.00	-0.246	-0.38	6/1/95 10:06
2.00	-0.246	-0.38	6/1/95 10:08
2.00	-0.246	0.63	6/1/95 10:10
2.00	-0.246	-1.38	6/1/95 10:12
2.00	0.254	0.13	6/1/95 10:14
2.00	-0.246	-1.38	6/1/95 10:17
2.00	0.254	-0.38	6/1/95 10:19

Carrier	Alpha Activity				Beta Activity			
	DPM	σ	flags	MDA	DPM	σ	flags	MDA
73	-0.738	1.50	<MDA	7.53	0.34	2.71	<MDA	12.28
74	0.760	1.50	<MDA	7.53	0.34	2.71	<MDA	12.28
75	-0.738	1.50	<MDA	7.53	0.34	2.71	<MDA	12.28
76	0.760	1.50	<MDA	7.53	-1.01	2.35	<MDA	12.28
77	0.760	1.50	<MDA	7.53	-2.36	1.92	<MDA	12.28
78	-0.738	1.50	<MDA	7.53	-1.01	2.35	<MDA	12.28
79	-0.738	1.50	<MDA	7.53	-3.71	1.37	<MDA	12.28
80	0.760	1.50	<MDA	7.53	4.39	3.58	<AL	12.28
81	-0.738	1.50	<MDA	7.53	0.34	2.71	<MDA	12.28
82	-0.738	1.50	<MDA	7.53	-1.01	2.35	<MDA	12.28
83	-0.738	1.50	<MDA	7.53	-1.01	2.35	<MDA	12.28
84	-0.738	1.50	<MDA	7.53	1.69	3.03	<MDA	12.28
85	-0.738	1.50	<MDA	7.53	-3.71	1.37	<MDA	12.28
86	0.760	1.50	<MDA	7.53	0.34	2.71	<MDA	12.28
87	-0.738	1.50	<MDA	7.53	-3.71	1.37	<MDA	12.28
88	0.760	1.50	<MDA	7.53	-1.01	2.35	<MDA	12.28

Blairsville Point Survey Form #003

Survey Serial #:	01-270
------------------	--------

Survey Section:	1
-----------------	---

Survey Unit:	20
--------------	----

Survey Sub-unit:	4
------------------	---

Classification:	5
-----------------	---

Survey Type:	LOWER
--------------	-------

Survey Date:	3/8/95
--------------	--------

Count Date:	5/22/95
-------------	---------

Alpha Survey Instruments				
Inst. S/N	Inst. Code	Eff. %	Corr. Fac.	Bkg. CPM
1588	8	20.3	4.93	2

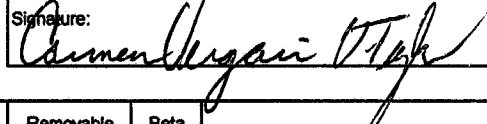
Beta Survey Instruments				
Inst. S/N	Inst. Code	Eff. %	Corr. Fac.	Bkg. CPM
1595	12	32.4	3.09	252

Gamma or Beta/Gamma Instruments			
Inst. S/N	Inst. Code	Bkg.	Detection Type
234	23	5	Gamma
1522	22	0.009	Beta / Gamma

Alpha Counting Instruments				
Inst. S/N	Inst. Code	Eff. %	Corr. Fac.	Bkg. CPM
13295	2	33.37	3.00	0.25

Beta Counting Instruments				
Inst. S/N	Inst. Code	Eff. %	Corr. Fac.	Bkg. CPM
13295	3	37.06	2.70	1.88

Surveyor:	V. TAYLOR/ C. VERGARI
-----------	-----------------------

Signature: 

Surface Description	Coordinates		Gamma at 1m uR/hr	Gamma Inst. Code	Beta/Gamma Contact mR/hr	Beta/Gamma Code	Contact Gross 1 min. Count Alpha	Alpha Inst. Code	Contact Gross 1 min. Count Beta	Beta Inst. Code	Scan Contact Gross CPM		Removable DPM/100 cm2 Alpha	Alpha Count Code	Removable DPM/100 cm2 Beta	Beta Count Code	Comments
	X	Y									Max Beta	Avg Beta					
	PAINTED CONCRETE	1									-8	5					
PAINTED CONCRETE	2	-8	6	23	0.036	22	2	8	807	12	1690	720	2.26	2	-3.71	3	
PAINTED CONCRETE	1	-9	5	23	0.017	22	1	8	984	12	1450	800	-0.74	2	-1.01	3	
PAINTED CONCRETE	2	-9	5	23	0.009	22	1	8	1090	12	1880	540	-0.74	2	0.34	3	
PAINTED CONCRETE	1	-10	5	23	0.011	22	2	8	414	12	597	370	-0.74	2	-3.71	3	
PAINTED CONCRETE	2	-10	5	23	0.007	22	2	8	424	12	594	390	-0.74	2	0.34	3	
PAINTED CONCRETE	1	-11	5	23	0.008	22	2	8	344	12	649	390	-0.74	2	-3.71	3	
PAINTED CONCRETE	2	-11	4	23	0.009	22	4	8	350	12	537	400	-0.74	2	-2.36	3	
PAINTED CONCRETE	3	-11	5	23	0.009	22	1	8	382	12	636	380	-0.74	2	3.04	3	
PAINTED CONCRETE	4	-11	5	23	0.018	22	1	8	311	12	627	360	-0.74	2	-2.36	3	
PAINTED CONCRETE	5	-11	5	23	0.014	22	3	8	334	12	586	380	0.76	2	-1.01	3	
PAINTED CONCRETE	6	-11	5	23	0.013	22	1	8	347	12	478	350	-0.74	2	-2.36	3	
PAINTED CONCRETE	7	-11	5	23	0.013	22	0	8	358	12	609	380	0.76	2	-2.36	3	
PAINTED CONCRETE	8	-11	5	23	0.018	22	2	8	367	12	585	360	-0.74	2	1.69	3	
PAINTED CONCRETE	9	-11	5	23	0.01	22	4	8	388	12	592	410	-0.74	2	1.69	3	
PAINTED CONCRETE	10	-11	4	23	0.012	22	3	8	386	12	739	380	0.76	2	-2.36	3	
PAINTED CONCRETE	1	-12	5	23	0.013	22	0	8	374	12	550	360	-0.74	2	-2.36	3	
PAINTED CONCRETE	2	-12	5	23	0.012	22	3	8	359	12	497	340	-0.74	2	-1.01	3	
PAINTED CONCRETE	3	-12	5	23	0.009	22	0	8	391	12	515	400	3.76	2	-1.01	3	
PAINTED CONCRETE	4	-12	5	23	0.011	22	2	8	321	12	432	280	-0.74	2	-1.01	3	
PAINTED CONCRETE	5	-12	5	23	0.02	22	4	8	349	12	421	340	0.76	2	-3.71	3	
PAINTED CONCRETE	6	-12	5	23	0.013	22	1	8	432	12	524	410	-0.74	2	-1.01	3	
PAINTED CONCRETE	7	-12	5	23	0.009	22	3	8	406	12	560	420	0.76	2	-2.36	3	

Blairsville Point Survey Form #003

Survey Serial #:	01-270
------------------	--------

Survey Section:	1
-----------------	---

Survey Unit:	20
--------------	----

Survey Sub-unit:	4
------------------	---

Classification:	5
-----------------	---

Survey Type:	LOWER
--------------	-------

Survey Date:	3/8/95
--------------	--------

Count Date:	5/22/95
-------------	---------


Alpha Survey Instruments				
Inst. S/N	Inst. Code	Eff. %	Corr. Fac.	Bkg. CPM
1588	8	20.3	4.93	2

Beta Survey Instruments				
Inst. S/N	Inst. Code	Eff. %	Corr. Fac.	Bkg. CPM
1595	12	32.4	3.09	252

Gamma or Beta/Gamma Instruments			
Inst. S/N	Inst. Code	Bkg.	Detection Type
234	23	5	Gamma
1522	22	0.009	Beta / Gamma

Alpha Counting Instruments				
Inst. S/N	Inst. Code	Eff. %	Corr. Fac.	Bkg. CPM
13295	2	33.37	3.00	0.25

Beta Counting Instruments				
Inst. S/N	Inst. Code	Eff. %	Corr. Fac.	Bkg. CPM
13295	3	37.06	2.70	1.88

Surveyor:	V. TAYLOR/ C. VERGARI
Signature:	

Surface Description	Coordinates		Gamma	Gamma	Beta/Gamma	Beta/	Contact Gross	Alpha	Contact Gross	Beta	Scan Contact		Removable	Alpha	Removable	Beta	Comments
			at 1m	Inst.	Contact	Gamma	1 min. Count	Inst.	1 min. Count	Inst.	Gross CPM		DPM/100 cm2	Count	DPM/100 cm2	Count	
	uR/hr	Code	mR/hr	Code	Alpha	Code	Beta	Code	Max Beta	Avg Beta	Alpha	Code	Beta	Code			
PAINTED CONCRETE	8	-12	5	23	0.013	22	2	8	374	12	431	300	-0.74	2	-3.71	3	
PAINTED CONCRETE	9	-12	5	23	0.018	22	1	8	380	12	405	340	-0.74	2	0.34	3	
PAINTED CONCRETE	10	-12	5	23	0.013	22	2	8	364	12	490	400	-0.74	2	-5.06	3	
PAINTED CONCRETE	1	-13	5	23	0.014	22	1	8	394	12	475	380	-0.74	2	1.69	3	
PAINTED CONCRETE	2	-13	5	23	0.012	22	2	8	407	12	480	380	-0.74	2	-2.36	3	
PAINTED CONCRETE	3	-13	5	23	0.016	22	2	8	425	12	527	390	-0.74	2	0.34	3	
PAINTED CONCRETE	4	-13	5	23	0.012	22	1	8	397	12	502	380	-0.74	2	-1.01	3	
PAINTED CONCRETE	5	-13	5	23	0.014	22	3	8	416	12	438	370	-0.74	2	1.69	3	
PAINTED CONCRETE	6	-13	5	23	0.014	22	2	8	356	12	507	430	-0.74	2	-2.36	3	
PAINTED CONCRETE	7	-13	5	23	0.01	22	0	8	380	12	453	370	-0.74	2	-3.71	3	
PAINTED CONCRETE	8	-13	5	23	0.012	22	3	8	384	12	537	340	-0.74	2	-2.36	3	
PAINTED CONCRETE	9	-13	5	23	0.019	22	4	8	374	12	515	360	-0.74	2	0.34	3	
PAINTED CONCRETE	10	-13	5	23	0.013	22	1	8	397	12	470	260	-0.74	2	-2.36	3	
PAINTED CONCRETE	1	-14	5	23	0.02	22	2	8	398	12	578	390	0.76	2	-3.71	3	
PAINTED CONCRETE	2	-14	5	23	0.015	22	2	8	377	12	516	370	-0.74	2	-2.36	3	
PAINTED CONCRETE	3	-14	5	23	0.007	22	1	8	388	12	841	430	0.76	2	-3.71	3	
PAINTED CONCRETE	4	-14	5	23	0.065	22	1	8	356	12	490	350	-0.74	2	-1.01	3	
PAINTED CONCRETE	5	-14	5	23	0.015	22	1	8	379	12	457	350	0.76	2	-2.36	3	
PAINTED CONCRETE	6	-14	5	23	0.015	22	4	8	384	12	515	350	-0.74	2	-1.01	3	
PAINTED CONCRETE	7	-14	5	23	0.023	22	1	8	356	12	408	340	0.76	2	1.69	3	
PAINTED CONCRETE	8	-14	5	23	0.013	22	2	8	373	12	381	330	-0.74	2	-5.06	3	
PAINTED CONCRETE	9	-14	5	23	0.013	22	1	8	371	12	451	320	-0.74	2	1.69	3	
PAINTED CONCRETE	10	-14	5	23	0.012	22	3	8	351	12	537	330	-0.74	2	-1.01	3	

Blairsville Point Survey Form #003

Survey Serial #:	01-270
------------------	--------

Survey Section:	1
-----------------	---

Survey Unit:	20
--------------	----

Survey Sub-unit:	4
------------------	---

Classification:	5
-----------------	---

Survey Type:	LOWER
--------------	-------

Survey Date:	3/8/95
--------------	--------

Count Date:	5/22/95
-------------	---------

Alpha Survey Instruments				
Inst. S/N	Inst. Code	Eff. %	Corr. Fac.	Bkg. CPM
1588	8	20.3	4.93	2

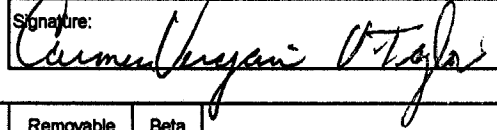
Alpha Counting Instruments				
Inst. S/N	Inst. Code	Eff. %	Corr. Fac.	Bkg. CPM
13295	2	33.37	3.00	0.25

Beta Survey Instruments				
Inst. S/N	Inst. Code	Eff. %	Corr. Fac.	Bkg. CPM
1595	12	32.4	3.09	252

Beta Counting Instruments				
Inst. S/N	Inst. Code	Eff. %	Corr. Fac.	Bkg. CPM
13295	3	37.06	2.70	1.88

Gamma or Beta/Gamma Instruments			
Inst. S/N	Inst. Code	Bkg.	Detection Type
234	23	5	Gamma
1522	22	0.009	Beta / Gamma

Surveyor:	V. TAYLOR/ C. VERGARI
-----------	-----------------------

Signature: 

Surface Description	Coordinates		Gamma at 1m	Gamma Inst.	Beta/Gamma Contact	Beta/Gamma Code	Contact Gross 1 min. Count	Alpha Inst.	Contact Gross 1 min. Count	Beta Inst.	Scan Contact Gross CPM		Removable DPM/100 cm2	Alpha Count	Removable DPM/100 cm2	Beta Count	Comments
	X	Y	uR/hr	Code	mR/hr	Code	Alpha	Beta	Code	Code	Max Beta	Avg Beta	Alpha	Code	Beta	Code	
	PAINTED CONCRETE	1	-15	6	23	0.018	22	3	8	2560	12	3650	860	-0.74	2	0.34	
PAINTED CONCRETE	2	-15	6	23	0.009	22	2	8	364	12	639	420	-0.74	2	1.69	3	
PAINTED CONCRETE	3	-15	5	23	0.015	22	2	8	420	12	1580	800	-0.74	2	-2.36	3	
PAINTED CONCRETE	4	-15	6	23	0.015	22	2	8	828	12	1040	560	-0.74	2	-2.36	3	
PAINTED CONCRETE	5	-15	6	23	0.015	22	5	8	344	12	428	320	0.76	2	0.34	3	
PAINTED CONCRETE	6	-15	5	23	0.012	22	4	8	323	12	437	260	-0.74	2	1.69	3	
PAINTED CONCRETE	7	-15	5	23	0.01	22	3	8	342	12	436	320	-0.74	2	0.34	3	
PAINTED CONCRETE	8	-15	5	23	0.014	22	3	8	346	12	465	340	0.76	2	0.34	3	
PAINTED CONCRETE	9	-15	5	23	0.009	22	3	8	360	12	435	330	-0.74	2	-1.01	3	
PAINTED CONCRETE	10	-15	5	23	0.015	22	4	8	350	12	429	320	0.76	2	0.34	3	
PAINTED CONCRETE	10	-15	5	23	0.015	22	4	8	350	12	429	320	-0.74	2	0.34	3	
PAINTED CONCRETE	10	-15	5	23	0.015	22	4	8	350	12	429	320		2		3	

LB5100-W Low Background Counting System -- Smear Analysis

Date: 5/25/95
 Counting Unit id: 1
 Data file name: C:\LBXL\UNIT1\B01-270.XLD
 Batch Ended: 5/22/95 7:00
 Crosstalk Correction: Not Applied

Alpha activity action level (DPM): 20.00
 Beta activity action level (DPM): 200.00
 Certainty level for MDA and flags: 95.00%
 High Voltage Setting: 1410

Application Revision: 3
 Application Version: Standard

Alpha efficiency log file: th230ab
 Alpha Efficiency: 33.37%
 Alpha to Beta Crosstalk: 24.79%
 Alpha Background (CPM): 0.246428571
 Alpha Correction Factor: 1.000

Beta efficiency log file: tc99ab
 Beta Efficiency: 37.06%
 Beta into Alpha Crosstalk: 0.03%

Beta Background (CPM): 1.875
 Beta Correction Factor: 1.000

Batch ID: Blairsville 1-20-4

Carrier	Alpha Activity				Beta Activity				Count time (min)	Alpha CPM	Beta CPM	Completion Date - Time
	DPM	σ	flags	MDA	DPM	σ	flags	MDA				
1	-0.738	1.50	<MDA	7.53	0.34	2.71	<MDA	12.28	2.00	-0.246	0.13	5/22/95 4:57
2	2.258	2.12	<AL	7.53	-3.71	1.37	<MDA	12.28	2.00	0.754	-1.38	5/22/95 5:00
3	-0.738	1.50	<MDA	7.53	-1.01	2.35	<MDA	12.28	2.00	-0.246	-0.38	5/22/95 5:02
4	-0.738	1.50	<MDA	7.53	0.34	2.71	<MDA	12.28	2.00	-0.246	0.13	5/22/95 5:04
5	-0.738	1.50	<MDA	7.53	-3.71	1.37	<MDA	12.28	2.00	-0.246	-1.38	5/22/95 5:06
6	-0.738	1.50	<MDA	7.53	0.34	2.71	<MDA	12.28	2.00	-0.246	0.13	5/22/95 5:08
7	-0.738	1.50	<MDA	7.53	-3.71	1.37	<MDA	12.28	2.00	-0.246	-1.38	5/22/95 5:11
8	-0.738	1.50	<MDA	7.53	-2.36	1.92	<MDA	12.28	2.00	-0.246	-0.88	5/22/95 5:13
9	-0.738	1.50	<MDA	7.53	3.04	3.31	<MDA	12.28	2.00	-0.246	1.13	5/22/95 5:15
10	-0.738	1.50	<MDA	7.53	-2.36	1.92	<MDA	12.28	2.00	-0.246	-0.88	5/22/95 5:17
11	0.760	1.50	<MDA	7.53	-1.01	2.35	<MDA	12.28	2.00	0.254	-0.38	5/22/95 5:19
12	-0.738	1.50	<MDA	7.53	-2.36	1.92	<MDA	12.28	2.00	-0.246	-0.88	5/22/95 5:22
13	0.760	1.50	<MDA	7.53	-2.36	1.92	<MDA	12.28	2.00	0.254	-0.88	5/22/95 5:24
14	-0.738	1.50	<MDA	7.53	1.69	3.03	<MDA	12.28	2.00	-0.246	0.63	5/22/95 5:26
15	-0.738	1.50	<MDA	7.53	1.69	3.03	<MDA	12.28	2.00	-0.246	0.63	5/22/95 5:28
16	0.760	1.50	<MDA	7.53	-2.36	1.92	<MDA	12.28	2.00	0.254	-0.88	5/22/95 5:30
17	-0.738	1.50	<MDA	7.53	-2.36	1.92	<MDA	12.28	2.00	-0.246	-0.88	5/22/95 5:33
18	-0.738	1.50	<MDA	7.53	-1.01	2.35	<MDA	12.28	2.00	-0.246	-0.38	5/22/95 5:35
19	3.756	2.60	<AL	7.53	-1.01	2.35	<MDA	12.28	2.00	1.254	-0.38	5/22/95 5:37
20	-0.738	1.50	<MDA	7.53	-1.01	2.35	<MDA	12.28	2.00	-0.246	-0.38	5/22/95 5:39
21	0.760	1.50	<MDA	7.53	-3.71	1.37	<MDA	12.28	2.00	0.254	-1.38	5/22/95 5:41
22	-0.738	1.50	<MDA	7.53	-1.01	2.35	<MDA	12.28	2.00	-0.246	-0.38	5/22/95 5:44
23	0.760	1.50	<MDA	7.53	-2.36	1.92	<MDA	12.28	2.00	0.254	-0.88	5/22/95 5:46
24	-0.738	1.50	<MDA	7.53	-3.71	1.37	<MDA	12.28	2.00	-0.246	-1.38	5/22/95 5:48

LB5100-W Low Background Counting System -- Smear Analysis

Date: 5/25/95
 Counting Unit Id: 1
 Data file name: C:\LBXL\UNIT1\B01-270.XLD
 Batch Ended: 5/22/95 7:00
 Crosstalk Correction: Not Applied

Alpha activity action level (DPM): 20.00
 Beta activity action level (DPM): 200.00
 Certainty level for MDA and flags: 95.00%
 High Voltage Setting: 1410

Application Revision: 3
 Application Version: Standard

Alpha efficiency log file: th230ab
 Alpha Efficiency: 33.37%
 Alpha to Beta Crosstalk: 24.79%
 Alpha Background (CPM): 0.246428571
 Alpha Correction Factor: 1.000

Beta efficiency log file: tc99ab
 Beta Efficiency: 37.06%
 Beta into Alpha Crosstalk: 0.03%
 Beta Background (CPM): 1.875
 Beta Correction Factor: 1.000

Batch ID: Blairsville 1-20-4

Carrier	Alpha Activity				Beta Activity				Count time (min)	Alpha CPM	Beta CPM	Completion Date - Time
	DPM	σ	flags	MDA	DPM	σ	flags	MDA				
25	-0.738	1.50	<MDA	7.53	0.34	2.71	<MDA	12.28	2.00	-0.246	0.13	5/22/95 5:50
26	-0.738	1.50	<MDA	7.53	-5.06	1.37	<MDA	12.28	2.00	-0.246	-1.88	5/22/95 5:52
27	-0.738	1.50	<MDA	7.53	1.69	3.03	<MDA	12.28	2.00	-0.246	0.63	5/22/95 5:55
28	-0.738	1.50	<MDA	7.53	-2.36	1.92	<MDA	12.28	2.00	-0.246	-0.88	5/22/95 5:57
29	-0.738	1.50	<MDA	7.53	0.34	2.71	<MDA	12.28	2.00	-0.246	0.13	5/22/95 5:59
31	-0.738	1.50	<MDA	7.53	-1.01	2.35	<MDA	12.28	2.00	-0.246	-0.38	5/22/95 6:01
30	-0.738	1.50	<MDA	7.53	1.69	3.03	<MDA	12.28	2.00	-0.246	0.63	5/22/95 6:03
32	-0.738	1.50	<MDA	7.53	-2.36	1.92	<MDA	12.28	2.00	-0.246	-0.88	5/22/95 6:06
33	-0.738	1.50	<MDA	7.53	-3.71	1.37	<MDA	12.28	2.00	-0.246	-1.38	5/22/95 6:08
34	-0.738	1.50	<MDA	7.53	-2.36	1.92	<MDA	12.28	2.00	-0.246	-0.88	5/22/95 6:10
35	-0.738	1.50	<MDA	7.53	0.34	2.71	<MDA	12.28	2.00	-0.246	0.13	5/22/95 6:12
36	-0.738	1.50	<MDA	7.53	-2.36	1.92	<MDA	12.28	2.00	-0.246	-0.88	5/22/95 6:14
37	0.760	1.50	<MDA	7.53	-3.71	1.37	<MDA	12.28	2.00	0.254	-1.38	5/22/95 6:17
38	-0.738	1.50	<MDA	7.53	-2.36	1.92	<MDA	12.28	2.00	-0.246	-0.88	5/22/95 6:19
39	0.760	1.50	<MDA	7.53	-3.71	1.37	<MDA	12.28	2.00	0.254	-1.38	5/22/95 6:21
40	-0.738	1.50	<MDA	7.53	-1.01	2.35	<MDA	12.28	2.00	-0.246	-0.38	5/22/95 6:23
41	0.760	1.50	<MDA	7.53	-2.36	1.92	<MDA	12.28	2.00	0.254	-0.88	5/22/95 6:25
42	-0.738	1.50	<MDA	7.53	-1.01	2.35	<MDA	12.28	2.00	-0.246	-0.38	5/22/95 6:27
43	0.760	1.50	<MDA	7.53	1.69	3.03	<MDA	12.28	2.00	0.254	0.63	5/22/95 6:30
44	-0.738	1.50	<MDA	7.53	-5.06	1.37	<MDA	12.28	2.00	-0.246	-1.88	5/22/95 6:32
45	-0.738	1.50	<MDA	7.53	1.69	3.03	<MDA	12.28	2.00	-0.246	0.63	5/22/95 6:34
46	-0.738	1.50	<MDA	7.53	-1.01	2.35	<MDA	12.28	2.00	-0.246	-0.38	5/22/95 6:36
47	-0.738	1.50	<MDA	7.53	0.34	2.71	<MDA	12.28	2.00	-0.246	0.13	5/22/95 6:39
48	-0.738	1.50	<MDA	7.53	1.69	3.03	<MDA	12.28	2.00	-0.246	0.63	5/22/95 6:41

LB5100-W Low Background Counting System – Smear Analysis

Date: 5/25/95
 Counting Unit id: 1
 Data file name: C:\LBXL\UNIT1\B01-270.XLD
 Batch Ended: 5/22/95 7:00
 Crosstalk Correction: Not Applied

Alpha activity action level (DPM): 20.00
 Beta activity action level (DPM): 200.00
 Certainty level for MDA and flags: 95.00%
 High Voltage Setting: 1410

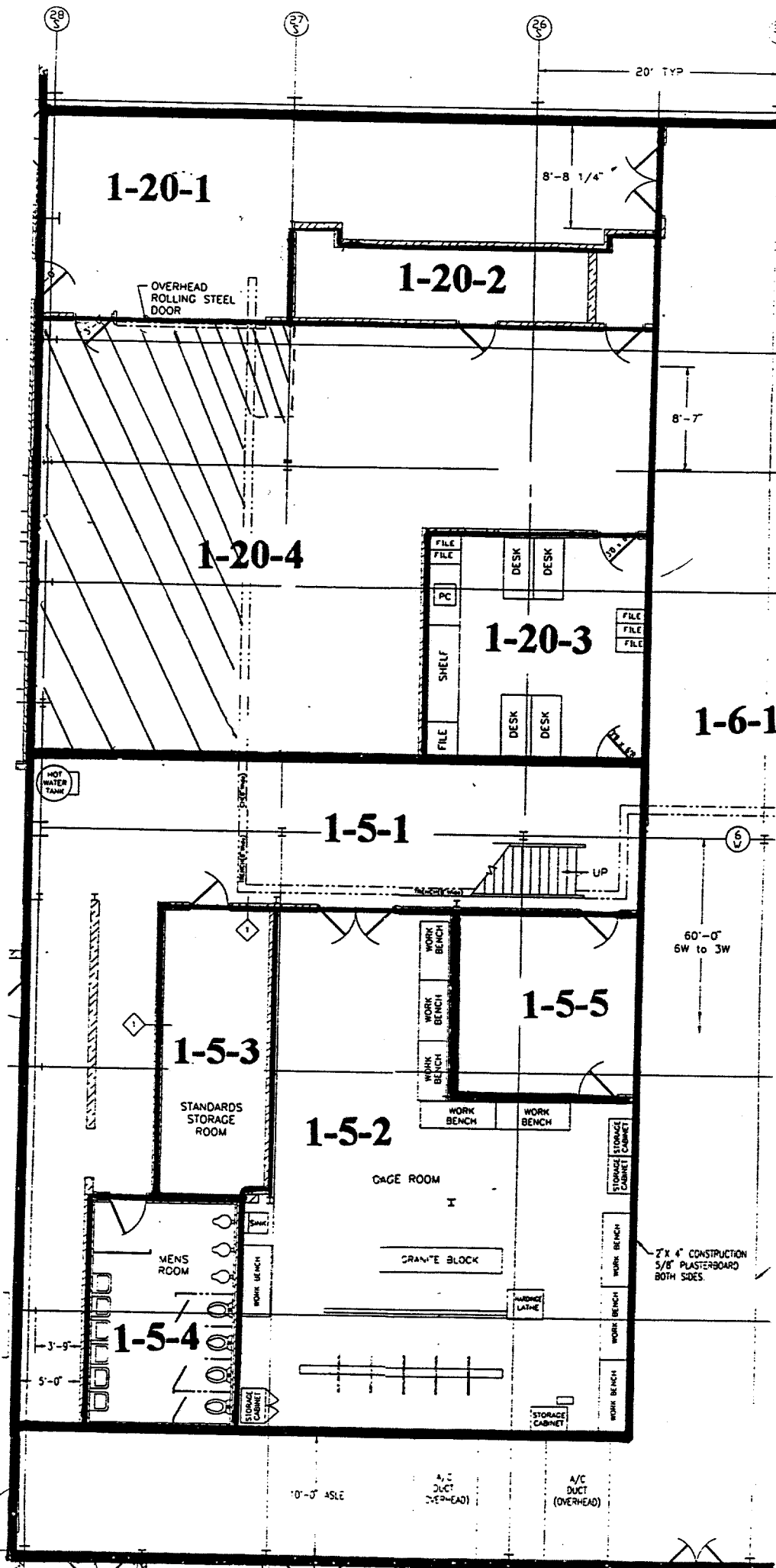
Application Revision: 3
 Application Version: Standard

Alpha efficiency log file: th230ab
 Alpha Efficiency: 33.37%
 Alpha to Beta Crosstalk: 24.79%
 Alpha Background (CPM): 0.246428571
 Alpha Correction Factor: 1.000

Beta efficiency log file: tc99ab
 Beta Efficiency: 37.06%
 Beta into Alpha Crosstalk: 0.03%
 Beta Background (CPM): 1.875
 Beta Correction Factor: 1.000

Batch ID: Blairsville 1-20-4

Carrier	Alpha Activity				Beta Activity				Count time (min)	Alpha CPM	Beta CPM	Completion Date - Time
	DPM	σ	flags	MDA	DPM	σ	flags	MDA				
49	-0.738	1.50	<MDA	7.53	-2.36	1.92	<MDA	12.28	2.00	-0.246	-0.88	5/22/95 6:43
50	-0.738	1.50	<MDA	7.53	-2.36	1.92	<MDA	12.28	2.00	-0.246	-0.88	5/22/95 6:45
51	0.760	1.50	<MDA	7.53	0.34	2.71	<MDA	12.28	2.00	0.254	0.13	5/22/95 6:47
52	-0.738	1.50	<MDA	7.53	1.69	3.03	<MDA	12.28	2.00	-0.246	0.63	5/22/95 6:49
53	-0.738	1.50	<MDA	7.53	0.34	2.71	<MDA	12.28	2.00	-0.246	0.13	5/22/95 6:52
54	0.760	1.50	<MDA	7.53	0.34	2.71	<MDA	12.28	2.00	0.254	0.13	5/22/95 6:54
55	-0.738	1.50	<MDA	7.53	-1.01	2.35	<MDA	12.28	2.00	-0.246	-0.38	5/22/95 6:56
56	0.760	1.50	<MDA	7.53	0.34	2.71	<MDA	12.28	2.00	0.254	0.13	5/22/95 6:58
57	-0.738	1.50	<MDA	7.53	0.34	2.71	<MDA	12.28	2.00	-0.246	0.13	5/22/95 7:00



11/11: 1-20-4
 SW: 01-270
 DATE: 3-8-95
 BY: CV/VJ

Blairsville Point Survey Form #003

Survey Serial #:	01-271
------------------	--------

Survey Section:	1
Survey Unit:	5
Survey Sub-unit:	1

Classification:	5
Survey Type:	LOWER

Survey Date:	3/8/95
Count Date:	6/5/95


Alpha Survey Instruments				
Inst. S/N	Inst. Code	Eff. %	Corr. Fac.	Bkg. CPM
1588	8	20.3	4.93	1

Beta Survey Instruments				
Inst. S/N	Inst. Code	Eff. %	Corr. Fac.	Bkg. CPM
1595	12	32.4	3.09	382

Gamma or Beta/Gamma Instruments			
Inst. S/N	Inst. Code	Bkg.	Detection Type
234	23	5	Gamma
1522	22	0.01	Beta / Gamma

Alpha Counting Instruments				
Inst. S/N	Inst. Code	Eff. %	Corr. Fac.	Bkg. CPM
13295	2	33.37	3.00	0.25

Beta Counting Instruments				
Inst. S/N	Inst. Code	Eff. %	Corr. Fac.	Bkg. CPM
13295	3	37.06	2.70	1.88

Surveyor:	V. TAYLOR/ C. VERGARI
Signature:	

Surface Description	Coordinates		Gamma at 1m	Gamma Inst.	Beta/Gamma Contact	Beta/Gamma Code	Contact Gross 1 min. Count	Alpha Inst.	Contact Gross 1 min. Count	Beta Inst.	Scan Contact Gross CPM		Removable DPM/100 cm2	Alpha Count	Removable DPM/100 cm2	Beta Count	Comments
	X	Y	uR/hr	Code	mR/hr	Code	Alpha	Beta	Code	Code	Max Beta	Avg Beta	Alpha	Beta	Code		
PAINTED CONCRETE	1	-10.5	5	23	0.011	22	2	8	475	12	481	420	0.76	2	-2.36	3	FLOOR
PAINTED CONCRETE	2	-10.5	5	23	0.012	22	2	8	489	12	519	410	-0.74	2	-2.36	3	FLOOR
PAINTED CONCRETE	3	-10.5	5	23	0.008	22	0	8	466	12	496	430	-0.74	2	-1.01	3	FLOOR
PAINTED CONCRETE	1	-12	5	23	0.014	22	3	8	429	12	457	350	2.26	2	1.69	3	FLOOR
PAINTED CONCRETE	2	-12	5	23	0.011	22	0	8	461	12	451	410	-0.74	2	-1.01	3	FLOOR
PAINTED CONCRETE	3	-12	6	23	0.004	22	2	8	450	12	485	360	-0.74	2	3.04	3	FLOOR
PAINTED CONCRETE	1	-13	6	23	0.012	22	1	8	463	12	444	360	0.76	2	-2.36	3	FLOOR
PAINTED CONCRETE	2	-13	5	23	0.014	22	3	8	453	12	407	330	-0.74	2	-1.01	3	FLOOR
PAINTED CONCRETE	3	-13	6	23	0.013	22	1	8	407	12	438	350	-0.74	2	1.69	3	FLOOR
PAINTED CONCRETE	4	-13	7	23	0.014	22	1	8	504	12	673	450	-0.74	2	-5.06	3	FLOOR
PAINTED CONCRETE	5	-13	8	23	0.011	22	2	8	478	12	526	460	0.76	2	-2.36	3	FLOOR
PAINTED CONCRETE	6	-13	8	23	0.012	22	2	8	495	12	585	500	-0.74	2	0.34	3	FLOOR
PAINTED CONCRETE	7	-13	8	23	0.016	22	3	8	519	12	618	500	-0.74	2	1.69	3	FLOOR
PAINTED CONCRETE	8	-13	9	23	0.014	22	1	8	495	12	601	475	0.76	2	-1.01	3	FLOOR
PAINTED CONCRETE	9	-13	9	23	0.012	22	1	8	527	12	610	450	-0.74	2	-2.36	3	FLOOR
PAINTED CONCRETE	10	-13	9	23	0.009	22	2	8	532	12	538	420	-0.74	2	5.73	3	FLOOR
PAINTED CONCRETE	11	-13	8	23	0.018	22	3	8	634	12	624	540	0.76	2	0.34	3	FLOOR
PAINTED CONCRETE	1	-14.5	5	23	0.016	22	2	8	445	12	520	400	-0.74	2	-1.01	3	FLOOR
PAINTED CONCRETE	2	-14.5	5	23	0.015	22	2	8	417	12	479	360	0.76	2	4.39	3	FLOOR
PAINTED CONCRETE	3	-14.5	6	23	0.015	22	1	8	444	12	469	350	-0.74	2	-2.36	3	FLOOR
PAINTED CONCRETE	4	-14.5	5	23	0.016	22	2	8	465	12	614	360	0.76	2	-1.01	3	FLOOR
PAINTED CONCRETE	5	-14.5	6	23	0.013	22	5	8	495	12	482	400	-0.74	2	0.34	3	FLOOR
PAINTED CONCRETE	6	-14.5	7	23	0.014	22	2	8	498	12	531	400	-0.74	2	-1.01	3	FLOOR

Blairsville Point Survey Form #003

Survey Serial #:	01-271
Survey Section:	1
Survey Unit:	5
Survey Sub-unit:	1

Alpha Survey Instruments				
Inst. S/N	Inst. Code	Eff. %	Corr. Fac.	Bkg. CPM
1588	8	20.3	4.93	1


Beta Survey Instruments				
Inst. S/N	Inst. Code	Eff. %	Corr. Fac.	Bkg. CPM
1595	12	32.4	3.09	382

Gamma or Beta/Gamma Instruments			
Inst. S/N	Inst. Code	Bkg.	Detection Type
234	23	5	Gamma
1522	22	0.01	Beta / Gamma

Classification:	5
Survey Type:	LOWER

Alpha Counting Instruments				
Inst. S/N	Inst. Code	Eff. %	Corr. Fac.	Bkg. CPM
13295	2	33.37	3.00	0.25

Beta Counting Instruments				
Inst. S/N	Inst. Code	Eff. %	Corr. Fac.	Bkg. CPM
13295	3	37.06	2.70	1.88

Surveyor:	V. TAYLOR/ C. VERGARI
Signature:	

Surface Description	Coordinates		Gamma at 1m	Gamma Inst.	Beta/Gamma Contact	Beta/Gamma Code	Contact Gross 1 min. Count	Alpha Inst.	Contact Gross 1 min. Count	Beta Inst.	Scan Contact Gross CPM		Removable DPM/100 cm2	Alpha Count	Removable DPM/100 cm2	Beta Count	Comments
	X	Y	uR/hr	Code	mR/hr	Code	Alpha	Code	Beta	Code	Max Beta	Avg Beta	Alpha	Code	Beta	Code	
	PAINTEd CONCRETE	7	-14.5	6	23	0.015	22	3	8	506	12	511	400	-0.74	2	-1.01	
PAINTEd CONCRETE	8	-14.5	8	23	0.013	22	4	8	569	12	567	430	0.76	2	-2.36	3	FLOOR
PAINTEd CONCRETE	9	-14.5	8	23	0.009	22	1	8	411	12	549	400	-0.74	2	-1.01	3	FLOOR
PAINTEd CONCRETE	10	-14.5	8	23	0.014	22	4	8	383	12	525	390	-0.74	2	-5.06	3	FLOOR
PAINTEd CONCRETE	11	-14.5	8	23	0.006	22	1	8	354	12	520	380	-0.74	2	0.34	3	FLOOR
PAINTEd CONCRETE	12	-14.5	8	23	0.017	22	3	8	366	12	521	350	-0.74	2	0.34	3	FLOOR
PAINTEd CONCRETE	13	-14.5	7	23	0.014	22	1	8	364	12	544	350	0.76	2	-1.01	3	FLOOR
PAINTEd CONCRETE	14	-14.5	5	23	0.016	22	6	8	400	12	556	420	-0.74	2	-3.71	3	FLOOR
PAINTEd CONCRETE	15	-14.5	8	23	0.008	22	5	8	384	12	528	400	-0.74	2	-3.71	3	FLOOR
PAINTEd CONCRETE	16	-14.5	6	23	0.01	22	3	8	412	12	476	375	-0.74	2	-3.71	3	FLOOR
PAINTEd CONCRETE	17	-14.5	7	23	0.01	22	1	8	351	12	533	360	-0.74	2	0.34	3	FLOOR

LB5100-W Low Background Counting System – Smear Analysis

Date: 6/5/95
 Counting Unit id: 1
 Data file name: C:\LBXL\UNIT1\B01-271.XLD
 Batch Ended: 6/5/95 8:39
 Crosstalk Correction: Not Applied

Alpha activity action level (DPM): 20.00
 Beta activity action level (DPM): 200.00
 Certainty level for MDA and flags: 95.00%
 High Voltage Setting: 1410

Application Revision: 3
 Application Version: Standard

Alpha efficiency log file: th230ab
 Alpha Efficiency: 33.37%
 Alpha to Beta Crosstalk: 24.79%
 Alpha Background (CPM): 0.246428571
 Alpha Correction Factor: 1.000

Beta efficiency log file: tc99ab
 Beta Efficiency: 37.06%
 Beta into Alpha Crosstalk: 0.03%
 Beta Background (CPM): 1.875
 Beta Correction Factor: 1.000

Batch ID: Blairsville 1-5-1												
Carrier	Alpha Activity				Beta Activity				Count time (min)	Alpha CPM	Beta CPM	Completion Date - Time
	DPM	σ	flags	MDA	DPM	σ	flags	MDA				
1	0.760	1.50	<MDA	7.53	-2.36	1.92	<MDA	12.28	2.00	0.254	-0.88	6/5/95 7:27
2	-0.738	1.50	<MDA	7.53	-2.36	1.92	<MDA	12.28	2.00	-0.246	-0.88	6/5/95 7:29
3	-0.738	1.50	<MDA	7.53	-1.01	2.35	<MDA	12.28	2.00	-0.246	-0.38	6/5/95 7:32
4	2.258	2.12	<AL	7.53	1.69	3.03	<MDA	12.28	2.00	0.754	0.63	6/5/95 7:34
5	-0.738	1.50	<MDA	7.53	-1.01	2.35	<MDA	12.28	2.00	-0.246	-0.38	6/5/95 7:36
6	-0.738	1.50	<MDA	7.53	3.04	3.31	<MDA	12.28	2.00	-0.246	1.13	6/5/95 7:38
7	0.760	1.50	<MDA	7.53	-2.36	1.92	<MDA	12.28	2.00	0.254	-0.88	6/5/95 7:40
8	-0.738	1.50	<MDA	7.53	-1.01	2.35	<MDA	12.28	2.00	-0.246	-0.38	6/5/95 7:42
9	-0.738	1.50	<MDA	7.53	1.69	3.03	<MDA	12.28	2.00	-0.246	0.63	6/5/95 7:45
10	-0.738	1.50	<MDA	7.53	-5.06	1.37	<MDA	12.28	2.00	-0.246	-1.88	6/5/95 7:47
11	0.760	1.50	<MDA	7.53	-2.36	1.92	<MDA	12.28	2.00	0.254	-0.88	6/5/95 7:49
12	-0.738	1.50	<MDA	7.53	0.34	2.71	<MDA	12.28	2.00	-0.246	0.13	6/5/95 7:51
13	-0.738	1.50	<MDA	7.53	1.69	3.03	<MDA	12.28	2.00	-0.246	0.63	6/5/95 7:53
14	0.760	1.50	<MDA	7.53	-1.01	2.35	<MDA	12.28	2.00	0.254	-0.38	6/5/95 7:56
15	-0.738	1.50	<MDA	7.53	-2.36	1.92	<MDA	12.28	2.00	-0.246	-0.88	6/5/95 7:58
16	-0.738	1.50	<MDA	7.53	5.73	3.83	<AL	12.28	2.00	-0.246	2.13	6/5/95 8:00
17	0.760	1.50	<MDA	7.53	0.34	2.71	<MDA	12.28	2.00	0.254	0.13	6/5/95 8:02
18	-0.738	1.50	<MDA	7.53	-1.01	2.35	<MDA	12.28	2.00	-0.246	-0.38	6/5/95 8:04
19	0.760	1.50	<MDA	7.53	4.39	3.58	<AL	12.28	2.00	0.254	1.63	6/5/95 8:07
20	-0.738	1.50	<MDA	7.53	-2.36	1.92	<MDA	12.28	2.00	-0.246	-0.88	6/5/95 8:09
21	0.760	1.50	<MDA	7.53	-1.01	2.35	<MDA	12.28	2.00	0.254	-0.38	6/5/95 8:11
22	-0.738	1.50	<MDA	7.53	0.34	2.71	<MDA	12.28	2.00	-0.246	0.13	6/5/95 8:13
23	-0.738	1.50	<MDA	7.53	-1.01	2.35	<MDA	12.28	2.00	-0.246	-0.38	6/5/95 8:15
24	-0.738	1.50	<MDA	7.53	-1.01	2.35	<MDA	12.28	2.00	-0.246	-0.38	6/5/95 8:18

LB5100-W Low Background Counting System – Smear Analysis

Date: 6/5/95
 Counting Unit id: 1
 Data file name: C:\LBXL\UNIT1\B01-271.XLD
 Batch Ended: 6/5/95 8:39
 Crosstalk Correction: Not Applied

Alpha activity action level (DPM): 20.00
 Beta activity action level (DPM): 200.00
 Certainty level for MDA and flags: 95.00%
 High Voltage Setting: 1410

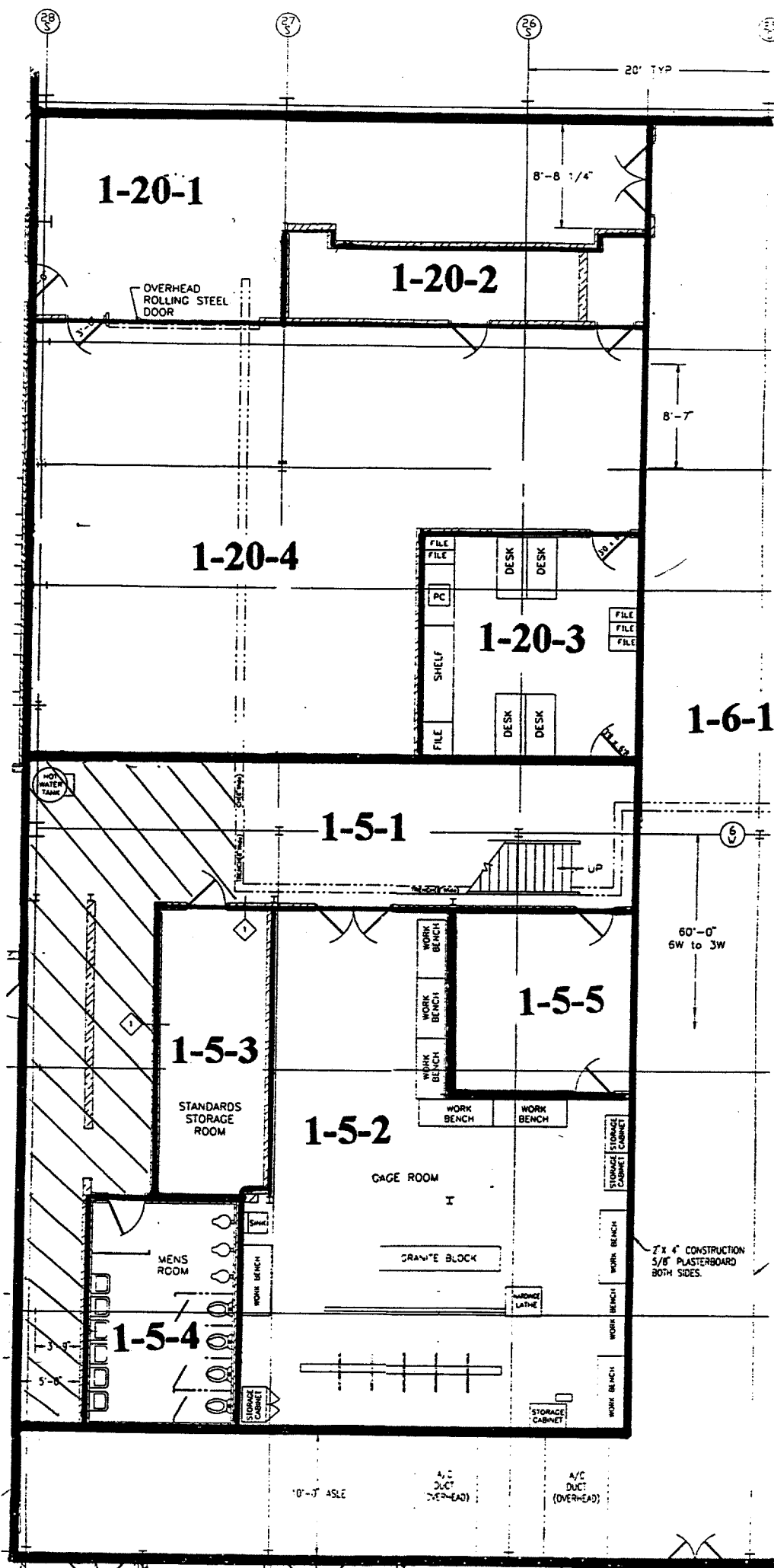
Application Revision: 3
 Application Version: Standard

Alpha efficiency log file: th230ab Alpha Efficiency: 33.37% Alpha to Beta Crosstalk: 24.79% Alpha Background (CPM): 0.246428571 Alpha Correction Factor: 1.000
Beta efficiency log file: tc99ab Beta Efficiency: 37.06% Beta into Alpha Crosstalk: 0.03% Beta Background (CPM): 1.875 Beta Correction Factor: 1.000

Batch ID: Blairsville 1-5-1

Carrier	Alpha Activity				Beta Activity				Count time (min)	Alpha CPM	Beta CPM	Completion Date - Time
	DPM	σ	flags	MDA	DPM	σ	flags	MDA				
25	0.760	1.50	<MDA	7.53	-2.36	1.92	<MDA	12.28	2.00	0.254	-0.88	6/5/95 8:20
26	-0.738	1.50	<MDA	7.53	-1.01	2.35	<MDA	12.28	2.00	-0.246	-0.38	6/5/95 8:22
27	-0.738	1.50	<MDA	7.53	-5.06	1.37	<MDA	12.28	2.00	-0.246	-1.88	6/5/95 8:24
28	-0.738	1.50	<MDA	7.53	0.34	2.71	<MDA	12.28	2.00	-0.246	0.13	6/5/95 8:26
29	-0.738	1.50	<MDA	7.53	0.34	2.71	<MDA	12.28	2.00	-0.246	0.13	6/5/95 8:29
31	0.760	1.50	<MDA	7.53	-1.01	2.35	<MDA	12.28	2.00	0.254	-0.38	6/5/95 8:31
30	-0.738	1.50	<MDA	7.53	-3.71	1.37	<MDA	12.28	2.00	-0.246	-1.38	6/5/95 8:33
32	-0.738	1.50	<MDA	7.53	-3.71	1.37	<MDA	12.28	2.00	-0.246	-1.38	6/5/95 8:35
33	-0.738	1.50	<MDA	7.53	-3.71	1.37	<MDA	12.28	2.00	-0.246	-1.38	6/5/95 8:37
34	-0.738	1.50	<MDA	7.53	0.34	2.71	<MDA	12.28	2.00	-0.246	0.13	6/5/95 8:39

UNIL-1-S-1
SN: 01271
DATE: 3-9-95
BY: CV/T



10"-J ASLE
4" C DUCT (OVERHEAD)
4" C DUCT (OVERHEAD)

2" x 4" CONSTRUCTION
5/8" PLASTERBOARD
BOTH SIDES.

60'-0"
6W to 3W

1-20-1

1-20-2

1-20-4

1-20-3

1-6-1

1-5-1

1-5-3

1-5-5

1-5-2

1-5-4

STANDARDS
STORAGE
ROOM

CAGE ROOM

MENS
ROOM

OVERHEAD
ROLLING
STEEL
DOOR

HOT
WATER
TANK

FILE
FILE
PC
SHELF
FILE

DESK
DESK
DESK
DESK

FILE
FILE
FILE

WORK
BENCH
WORK
BENCH
WORK
BENCH

WORK
BENCH
WORK
BENCH

STORAGE
STORAGE
CABINET
CABINET

WORK
BENCH

WORK
BENCH

WORK
BENCH

STORAGE
CABINET

GRANITE
BLOCK

HAND
LATHE

STORAGE
CABINET

Blairsville Point Survey Form #003

Survey Serial #:	01-272
------------------	--------

Survey Section:	1
-----------------	---

Survey Unit:	1
--------------	---

Survey Sub-unit:	1
------------------	---

Classification:	4
-----------------	---

Survey Type:	LOWER
--------------	-------

Survey Date:	3/15/95
--------------	---------

Count Date:	5/30/95
-------------	---------

Alpha Survey Instruments				
Inst. S/N	Inst. Code	Eff. %	Corr. Fac.	Bkg. CPM
1588	8	20.3	4.93	3

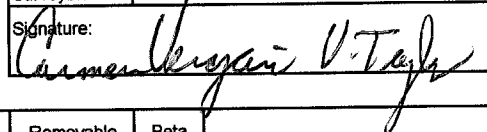
Beta Survey Instruments				
Inst. S/N	Inst. Code	Eff. %	Corr. Fac.	Bkg. CPM
1595	12	32.4	3.09	571

Gamma or Beta/Gamma Instruments			
Inst. S/N	Inst. Code	Bkg.	Detection Type

Alpha Counting Instruments				
Inst. S/N	Inst. Code	Eff. %	Corr. Fac.	Bkg. CPM
13295	2	33.37	3.00	0.25

Beta Counting Instruments				
Inst. S/N	Inst. Code	Eff. %	Corr. Fac.	Bkg. CPM
13295	3	37.06	2.70	1.88

Surveyor:	V. TAYLOR/ C. VERGARI
-----------	-----------------------

Signature: 

Surface Description	Coordinates		Gamma at 1m uR/hr	Gamma Inst. Code	Beta/Gamma Contact mR/hr	Beta/Gamma Code	Contact Gross 1 min. Count Alpha	Alpha Inst. Code	Contact Gross 1 min. Count Beta	Beta Inst. Code	Scan Contact Gross CPM		Removable DPM/100 cm2 Alpha	Alpha Count Code	Removable DPM/100 cm2 Beta	Beta Count Code	Comments
	X	Y									Max Beta	Avg Beta					
PAINTED BRICK	1	1	N/A	N/A	N/A	N/A	3	8	579	12	627	580	-0.74	2	1.69	3	NORTH WALL
PAINTED BRICK	2.5	0.5	N/A	N/A	N/A	N/A	2	8	522	12	639	490	-0.74	2	-5.06	3	NORTH WALL
PAINTED BRICK	5	1	N/A	N/A	N/A	N/A	0	8	620	12	621	560	0.76	2	-2.36	3	NORTH WALL
PAINTED BRICK	0.2	1.5	N/A	N/A	N/A	N/A	1	8	626	12	618	540	0.76	2	1.69	3	EAST WALL
PAINTED BRICK	2.5	1	N/A	N/A	N/A	N/A	2	8	629	12	817	560	0.76	2	1.69	3	EAST WALL
PAINTED BRICK	1	0.5	N/A	N/A	N/A	N/A	0	8	622	12	622	580	-0.74	2	-1.01	3	SOUTH WALL
PAINTED BRICK	3	1	N/A	N/A	N/A	N/A	1	8	617	12	735	550	-0.74	2	7.08	3	SOUTH WALL
PAINTED BRICK	5	1.5	N/A	N/A	N/A	N/A	0	8	583	12	695	540	-0.74	2	0.34	3	SOUTH WALL
PAINTED BRICK	0.5	1	N/A	N/A	N/A	N/A	3	8	610	12	633	530	-0.74	2	-2.36	3	WEST WALL

LB5100-W Low Background Counting System – Smear Analysis

Date: 5/31/95
 Counting Unit id: 1
 Data file name: C:\LBXL\UNIT1\B01-272.XLD
 Batch Ended: 5/30/95 9:13
 Crosstalk Correction: Not Applied

Alpha activity action level (DPM): 20.00
 Beta activity action level (DPM): 200.00
 Certainty level for MDA and flags: 95.00%
 High Voltage Setting: 1410

Application Revision: 3
 Application Version: Standard

Alpha efficiency log file: th230ab
 Alpha Efficiency: 33.37%
 Alpha to Beta Crosstalk: 24.79%
 Alpha Background (CPM): 0.246428571
 Alpha Correction Factor: 1.000

Beta efficiency log file: tc99ab
 Beta Efficiency: 37.06%
 Beta into Alpha Crosstalk: 0.03%
 Beta Background (CPM): 1.875
 Beta Correction Factor: 1.000

Batch ID: Blairsville 1-1-1

Carrier	Alpha Activity				Beta Activity				Count time (min)	Alpha CPM	Beta CPM	Completion Date - Time
	DPM	σ	flags	MDA	DPM	σ	flags	MDA				
38	-0.738	1.50	<MDA	7.53	1.69	3.03	<MDA	12.28	2.00	-0.246	0.63	5/30/95 8:51
39	-0.738	1.50	<MDA	7.53	-5.06	1.37	<MDA	12.28	2.00	-0.246	-1.88	5/30/95 8:53
40	0.760	1.50	<MDA	7.53	-2.36	1.92	<MDA	12.28	2.00	0.254	-0.88	5/30/95 8:55
41	0.760	1.50	<MDA	7.53	1.69	3.03	<MDA	12.28	2.00	0.254	0.63	5/30/95 8:58
42	0.760	1.50	<MDA	7.53	1.69	3.03	<MDA	12.28	2.00	0.254	0.63	5/30/95 9:00
43	-0.738	1.50	<MDA	7.53	-1.01	2.35	<MDA	12.28	2.00	-0.246	-0.38	5/30/95 9:02
44	-0.738	1.50	<MDA	7.53	7.08	4.06	<AL	12.28	2.00	-0.246	2.63	5/30/95 9:04
45	-0.738	1.50	<MDA	7.53	0.34	2.71	<MDA	12.28	2.00	-0.246	0.13	5/30/95 9:06
46	-0.738	1.50	<MDA	7.53	-2.36	1.92	<MDA	12.28	2.00	-0.246	-0.88	5/30/95 9:09
47	-0.738	1.50	<MDA	7.53	-2.36	1.92	<MDA	12.28	2.00	-0.246	-0.88	5/30/95 9:11
48	-0.738	1.50	<MDA	7.53	1.69	3.03	<MDA	12.28	2.00	-0.246	0.63	5/30/95 9:13

UNIT: 1-1-1
 SN: 01-272
 DATE: 3-15-95
 BY: CV/VT

5516D05

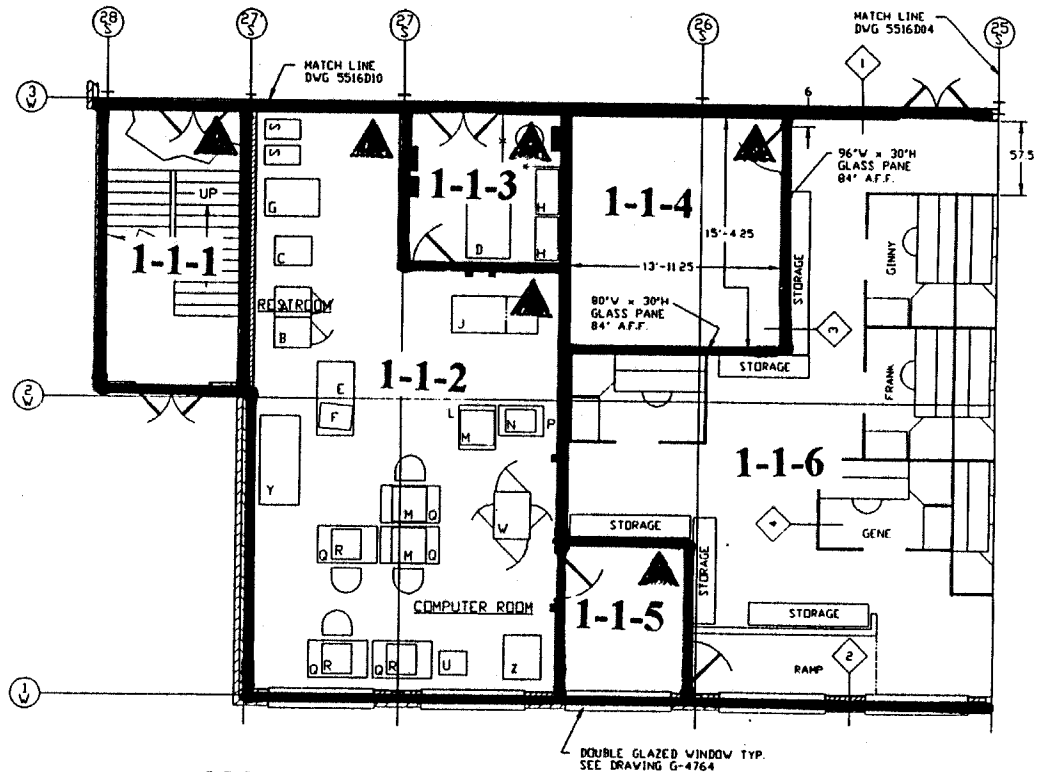
COMPUTER ROOM EQUIPMENT LEGEND

- A - 4997 RACK SERIES 1 COMPUTER
- B - 4997 RACK V/SERIES 1 COMPUTER
- C - C351 PRINTER FOR SERIES 1 COMPUTER
- D - CHECK PRINTER
- E - 30" x 60" TABLE
- F - 3031 CRT
- G - BURSTER
- H - METAL SHELVING UNIT x 84" HIGH
- J - 5360 SYSTEM 36 COMPUTER
- K - BOOKCASE
- L - STANDUP WORK STATION
- M - 5251 OPERATOR'S CONSOLE FOR SYSTEM 36 COMPUTER
- N - PRINTER STAND
- P - 5256 PRINTER
- Q - 30" x 48" TABLE
- R - 5291 OPERATOR'S CONSOLE FOR SYSTEM 36 COMPUTER
- S - 5 DRAWER FILING CABINET
- T - TELEX
- U - FACSIMILE W/TELEPHONE & MODUM
- V - 34" x 72" TABLE
- W - 3262 PRINTER FOR SYSTEM 36 COMPUTER
- Y - AIR CONDITIONING UNIT
- Z - CP9 VOLTAGE REGULATOR

SEE CAD00373 FOR FIRE PROTECTION EQUIPMENT LAYOUT

LEGEND

- ① 8" BLOCK, 3/4" PLASTER, AND 5/8" DRYWALL
- ② 4" BRICK, 4" BLOCK, 1" PLASTER, 3-1/2" WOOD FRAME W/INSULATION
- ③ 3-1/2" WOOD FRAME AND 5/8" DRYWALL 115" HIGH
- ④ WESTINGHOUSE MODULAR WALL UNITS (ASD) 60" HIGH



NOTE: ▲ DESIGNATES NORTHERN MOST WEST CORNER (0, 0 Reference point)

10-11-11-1 SN: 01-272 DATE: 3-15-95 BY: CV/VT	THIS DOCUMENT CONTAINS PROPRIETARY INFORMATION OF THE WESTINGHOUSE ELECTRIC CORPORATION. IT IS TO BE RETURNED TO THE COMPANY AND NOT BE REPRODUCED OR DISCLOSED TO OTHERS WITHOUT THE WRITTEN PERMISSION OF THE COMPANY.	WESTINGHOUSE ELECTRIC CORPORATION SPECIALTY METALS PLANT BLAIRSVILLE, PA. USA
	THIS DOCUMENT CONTAINS PROPRIETARY INFORMATION OF THE WESTINGHOUSE ELECTRIC CORPORATION. IT IS TO BE RETURNED TO THE COMPANY AND NOT BE REPRODUCED OR DISCLOSED TO OTHERS WITHOUT THE WRITTEN PERMISSION OF THE COMPANY.	MAIN BUILDING EQUIPMENT LAYOUT OFFICE AREA

Blairsville Point Survey Form #003

Survey Serial #:	01-273
Survey Section:	1
Survey Unit:	4
Survey Sub-unit:	1

Alpha Survey Instruments				
Inst. S/N	Inst. Code	Eff. %	Corr. Fac.	Bkg. CPM
1588	8	20.3	4.93	5

Beta Survey Instruments				
Inst. S/N	Inst. Code	Eff. %	Corr. Fac.	Bkg. CPM
1595	12	32.4	3.09	537


Gamma or Beta/Gamma Instruments			
Inst. S/N	Inst. Code	Bkg.	Detection Type

Classification:	4
Survey Type:	LOWER

Alpha Counting Instruments				
Inst. S/N	Inst. Code	Eff. %	Corr. Fac.	Bkg. CPM
13295	2	33.37	3.00	0.25

Beta Counting Instruments				
Inst. S/N	Inst. Code	Eff. %	Corr. Fac.	Bkg. CPM
13295	3	37.06	2.70	1.88

Survey Date:	3/15/95
Count Date:	6/5/95

Surveyor:	V. TAYLOR/ C. VERGARI
Signature:	

Surface Description	Coordinates		Gamma at 1m uR/hr	Gamma Inst. Code	Beta/Gamma Contact mR/hr	Beta/Gamma Code	Contact Gross 1 min. Count Alpha	Alpha Inst. Code	Contact Gross 1 min. Count Beta	Beta Inst. Code	Scan Contact Gross CPM		Removable DPM/100 cm2 Alpha	Alpha Count Code	Removable DPM/100 cm2 Beta	Beta Count Code	Comments
	X	Y									Max Beta	Avg Beta					
	PAINTED BRICK	0.5									0.5	N/A					
PAINTED BRICK	1.5	1.5	N/A	N/A	N/A	N/A	2	8	595	12	623	560	-0.74	2	-3.71	3	NORTH WALL
PAINTED BRICK	5	0.5	N/A	N/A	N/A	N/A	3	8	619	12	715	540	-0.74	2	-3.71	3	NORTH WALL
PAINTED BRICK	0.3	1	N/A	N/A	N/A	N/A	3	8	652	12	709	550	0.76	2	-2.36	3	EAST WALL
PAINTED BRICK	2.5	0.5	N/A	N/A	N/A	N/A	3	8	609	12	713	520	-0.74	2	-3.71	3	EAST WALL
PAINTED BRICK	1	1	N/A	N/A	N/A	N/A	2	8	585	12	702	540	-0.74	2	-2.36	3	SOUTH WALL
PAINTED BRICK	4	1	N/A	N/A	N/A	N/A	2	8	540	12	609	480	3.76	2	4.39	3	SOUTH WALL
PAINTED BRICK	5	1.5	N/A	N/A	N/A	N/A	2	8	541	12	726	490	-0.74	2	7.08	3	SOUTH WALL
PAINTED BRICK	2	1	N/A	N/A	N/A	N/A	2	8	606	12	650	540	-0.74	2	3.04	3	WEST WALL

LB5100-W Low Background Counting System -- Smear Analysis

Date: 6/5/95
 Counting Unit id: 1
 Data file name: C:\LBXL\UNIT1\B01-273.XLD
 Batch Ended: 6/5/95 8:59
 Crosstalk Correction: Not Applied

Alpha activity action level (DPM): 20.00
 Beta activity action level (DPM): 200.00
 Certainty level for MDA and flags: 95.00%
 High Voltage Setting: 1410

Application Revision: 3
 Application Version: Standard

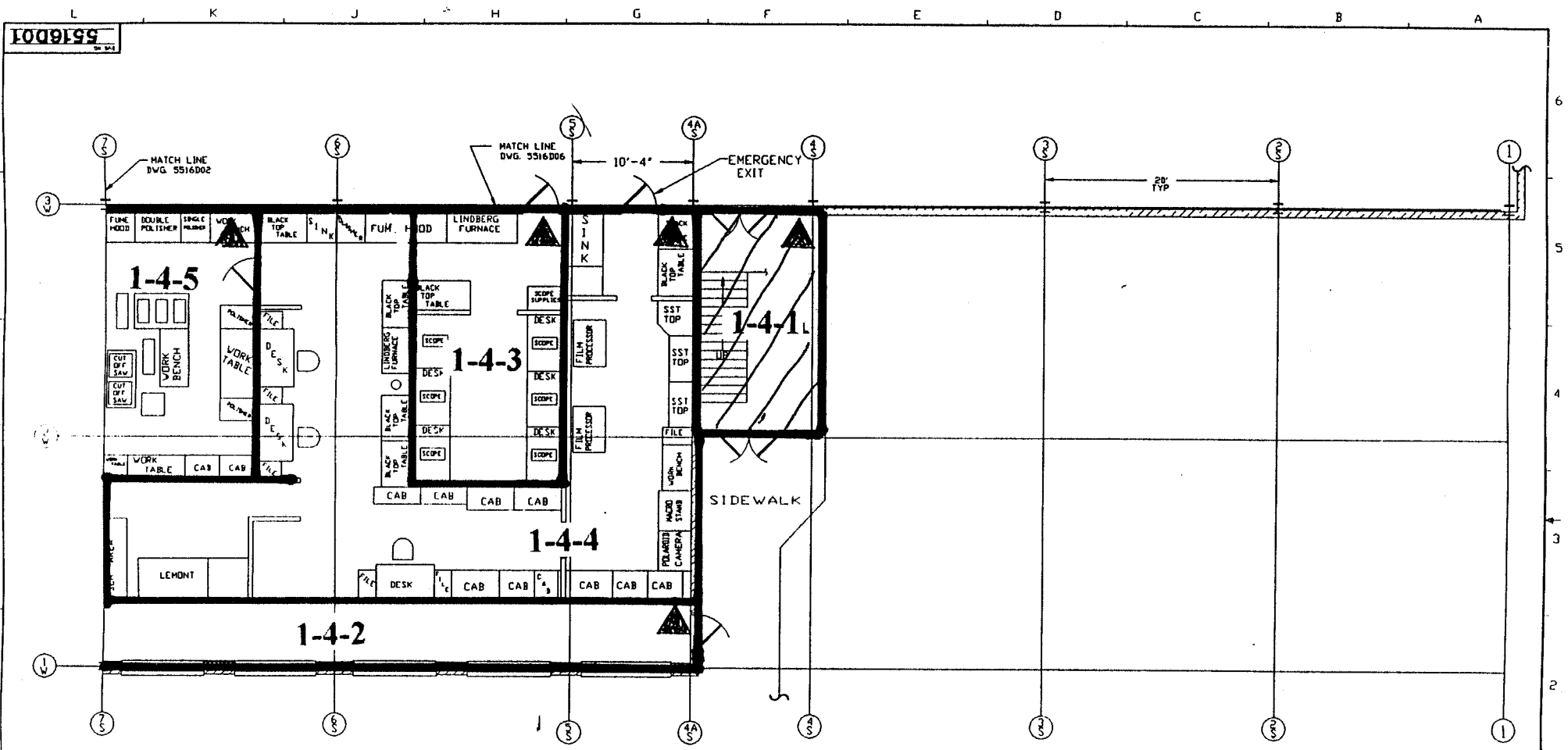
Alpha efficiency log file: th230ab
 Alpha Efficiency: 33.37%
 Alpha to Beta Crosstalk: 24.79%
 Alpha Background (CPM): 0.246428571
 Alpha Correction Factor: 1.000

Beta efficiency log file: tc99ab
 Beta Efficiency: 37.06%
 Beta into Alpha Crosstalk: 0.03%
 Beta Background (CPM): 1.875
 Beta Correction Factor: 1.000

Batch ID: Blairsville 1-4-1

Carrier	Alpha Activity				Beta Activity				Count time (min)	Alpha CPM	Beta CPM	Completion Date - Time
	DPM	σ	flags	MDA	DPM	σ	flags	MDA				
35	-0.738	1.50	<MDA	7.53	1.69	3.03	<MDA	12.28	2.00	-0.246	0.63	6/5/95 8:42
36	-0.738	1.50	<MDA	7.53	-3.71	1.37	<MDA	12.28	2.00	-0.246	-1.38	6/5/95 8:44
37	-0.738	1.50	<MDA	7.53	-3.71	1.37	<MDA	12.28	2.00	-0.246	-1.38	6/5/95 8:46
38	0.760	1.50	<MDA	7.53	-2.36	1.92	<MDA	12.28	2.00	0.254	-0.88	6/5/95 8:48
39	-0.738	1.50	<MDA	7.53	-3.71	1.37	<MDA	12.28	2.00	-0.246	-1.38	6/5/95 8:51
40	-0.738	1.50	<MDA	7.53	-2.36	1.92	<MDA	12.28	2.00	-0.246	-0.88	6/5/95 8:53
41	3.756	2.60	<AL	7.53	4.39	3.58	<AL	12.28	2.00	1.254	1.63	6/5/95 8:55
42	-0.738	1.50	<MDA	7.53	7.08	4.06	<AL	12.28	2.00	-0.246	2.63	6/5/95 8:57
43	-0.738	1.50	<MDA	7.53	3.04	3.31	<MDA	12.28	2.00	-0.246	1.13	6/5/95 8:59

UNIT: 1-4-1
 SN: 01-273
 DATE: 3-15-95
 BY: CV/VT



NOTE: ▲ DESIGNATES NORTHERN MOST WEST CORNER (0, 0 Reference point)

<p>80-227-172-1 1-4-1 3-15-95</p>	<p>TELEPHONE & HANDING NOTES ALL INFORMATION CONTAINED HEREIN IS UNCLASSIFIED EXCEPT WHERE SHOWN OTHERWISE. DATE 11-14-01 BY 60322 UCBAW</p>	<p>WESTINGHOUSE PROPRIETARY DATA THIS DOCUMENT CONTAINS PROPRIETARY INFORMATION OF THE WESTINGHOUSE ELECTRIC CORPORATION. IT IS TRANSMITTED TO YOU IN CONFIDENCE AND TRUST AND IS TO BE RETURNED UPON REQUEST. ITS CONTENT MAY NOT BE REPRODUCED OR TRANSMITTED IN ANY FORM OR BY ANY MEANS, ELECTRONIC OR MECHANICAL, INCLUDING PHOTOCOPYING, RECORDING, OR BY ANY INFORMATION STORAGE AND RETRIEVAL SYSTEM, WITHOUT THE PRIOR WRITTEN PERMISSION OF THE WESTINGHOUSE NUCLEAR FUEL OPERATIONS DIVISION.</p>	<p>DESIGN: V. CLAWSON DATE: 3/15/95 SHEET: 1 OF 1</p>	<p>Westinghouse Electric Corporation SPECIALTY METALS PLANT BLAIRSVILLE, PA USA TITLE: MAIN BUILDING EQUIPMENT LAYOUT OF LABS SCALE: 2/8" = 1'-0" DWG NO: 5516D01</p>
---	--	---	---	---

Blairsville Point Survey Form #003

Survey Serial #:	01-274
------------------	--------

Survey Section:	1
-----------------	---

Survey Unit:	18
--------------	----

Survey Sub-unit:	8
------------------	---

Classification:	4
-----------------	---

Survey Type:	LOWER
--------------	-------

Survey Date:	3/16/95
--------------	---------

Count Date:	6/5/95
-------------	--------


Alpha Survey Instruments				
Inst.	Inst.		Corr.	Bkg.
S/N	Code	Eff. %	Fac.	CPM
1588	8	20.3	4.93	3

Beta Survey Instruments				
Inst.	Inst.		Corr.	Bkg.
S/N	Code	Eff. %	Fac.	CPM
1595	12	32.4	3.09	263

Gamma or Beta/Gamma Instruments			
Inst.	Inst.		Detection
S/N	Code	Bkg.	Type
234	23	5	Gamma
1522	22	0.013	Beta / Gamma

Alpha Counting Instruments				
Inst.	Inst.		Corr.	Bkg.
S/N	Code	Eff. %	Fac.	CPM
13295	2	33.37	3.00	0.25

Beta Counting Instruments				
Inst.	Inst.		Corr.	Bkg.
S/N	Code	Eff. %	Fac.	CPM
13295	3	37.06	2.70	1.88

Surveyor:	V. TAYLOR/ C. VERGARI
Signature:	

Surface Description	Coordinates		Gamma at 1m	Gamma Inst.	Beta/Gamma Contact	Beta/Gamma Code	Contact Gross 1 min. Count	Alpha Inst.	Contact Gross 1 min. Count	Beta Inst.	Scan Contact Gross CPM		Removable DPM/100 cm2	Alpha Count	Removable DPM/100 cm2	Beta Count	Comments
	X	Y	uR/hr	Code	mR/hr	Code	Alpha	Code	Beta	Code	Max Beta	Avg Beta	Alpha	Code	Beta	Code	
TILE	1	-2	5	23	0.011	22	1	8	262	12	365	280	2.26	2	3.04	3	FLOOR
TILE	1	-4	5	23	0.012	22	4	8	275	12	325	290	0.76	2	-2.36	3	FLOOR
TILE	1	-6	5	23	0.01	22	5	8	288	12	327	250	-0.74	2	5.73	3	FLOOR
TILE	1	-8	5	23	0.01	22	3	8	292	12	391	260	0.76	2	1.69	3	FLOOR
TILE	1	-10	5	23	0.014	22	2	8	294	12	348	260	-0.74	2	-2.36	3	FLOOR
TILE	1	-12	5	23	0.008	22	4	8	289	12	324	280	-0.74	2	1.69	3	FLOOR
TILE	0.5	-13	5	23	0.007	22	3	8	299	12	381	270	0.76	2	-1.01	3	FLOOR
TILE	4	-0.5	5	23	0.014	22	4	8	275	12	374	250	-0.74	2	-1.01	3	FLOOR
TILE	4	-2	4	23	0.009	22	1	8	274	12	298	240	-0.74	2	-1.01	3	FLOOR
TILE	3.5	-4	5	23	0.013	22	2	8	237	12	330	220	-0.74	2	0.34	3	FLOOR
TILE	3.5	-6	5	23	0.009	22	3	8	305	12	412	280	3.76	2	-1.01	3	FLOOR
TILE	3.5	-8	4	23	0.01	22	5	8	285	12	342	270	-0.74	2	-3.71	3	FLOOR
TILE	3.5	-10	5	23	0.009	22	5	8	294	12	406	290	-0.74	2	1.69	3	FLOOR
TILE	3.5	-12	5	23	0.013	22	3	8	322	12	344	290	0.76	2	1.69	3	FLOOR
TILE	2.5	-12.5	5	23	0.014	22	1	8	265	12	311	260	-0.74	2	-3.71	3	FLOOR
PAINTED BLOCK	2	0.5	N/A	N/A	N/A	N/A	1	8	279	12	343	270	-0.74	2	1.69	3	WEST WALL
PAINTED BLOCK	5	1	N/A	N/A	N/A	N/A	4	8	296	12	314	240	-0.74	2	-2.36	3	WEST WALL
PAINTED BLOCK	7	2	N/A	N/A	N/A	N/A	1	8	277	12	378	250	-0.74	2	1.69	3	WEST WALL
PAINTED BLOCK	9	1	N/A	N/A	N/A	N/A	1	8	298	12	390	260	2.26	2	1.69	3	WEST WALL
PAINTED BLOCK	11	0.5	N/A	N/A	N/A	N/A	2	8	272	12	327	250	-0.74	2	-2.36	3	WEST WALL
PAINTED BLOCK	12.5	1	N/A	N/A	N/A	N/A	1	8	304	12	331	280	-0.74	2	1.69	3	WEST WALL
PAINTED BLOCK	1	0.5	N/A	N/A	N/A	N/A	4	8	320	12	414	310	-0.74	2	-1.01	3	EAST WALL
PAINTED BLOCK	3.8	1	N/A	N/A	N/A	N/A	2	8	247	12	312	210	0.76	2	-1.01	3	EAST WALL

Blairsville Point Survey Form #003

Survey Serial #:	01-274
Survey Section:	1
Survey Unit:	18
Survey Sub-unit:	8

Alpha Survey Instruments				
Inst. S/N	Inst. Code	Eff. %	Corr. Fac.	Bkg. CPM
1588	8	20.3	4.93	3

Beta Survey Instruments				
Inst. S/N	Inst. Code	Eff. %	Corr. Fac.	Bkg. CPM
1595	12	32.4	3.09	263


Gamma or Beta/Gamma Instruments			
Inst. S/N	Inst. Code	Bkg.	Detection Type
234	23	5	Gamma
1522	22	0.013	Beta / Gamma

Classification:	4
Survey Type:	LOWER

Alpha Counting Instruments				
Inst. S/N	Inst. Code	Eff. %	Corr. Fac.	Bkg. CPM
13295	2	33.37	3.00	0.25

Beta Counting Instruments				
Inst. S/N	Inst. Code	Eff. %	Corr. Fac.	Bkg. CPM
13295	3	37.06	2.70	1.88

Survey Date:	3/16/95
Count Date:	6/5/95

Surveyor:	V. TAYLOR / C. VERGARI
Signature:	

Surface Description	Coordinates		Gamma at 1m uR/hr	Gamma Inst. Code	Beta/Gamma Contact mR/hr	Beta/Gamma Code	Contact Gross 1 min. Count Alpha	Alpha Inst. Code	Contact Gross 1 min. Count Beta	Beta Inst. Code	Scan Contact Gross CPM		Removable DPM/100 cm2 Alpha	Alpha Count Code	Removable DPM/100 cm2 Beta	Beta Count Code	Comments
	X	Y									Max Beta	Avg Beta					
PAINTED BLOCK	11	1	N/A	N/A	N/A	N/A	1	8	280	12	336	300	-0.74	2	-3.71	3	EAST WALL
PAINTED BLOCK	13	0.5	N/A	N/A	N/A	N/A	2	8	311	12	373	280	-0.74	2	-1.01	3	EAST WALL

LB5100-W Low Background Counting System – Smear Analysis

Date: 6/5/95
 Counting Unit Id: 1
 Data file name: C:\LBXL\UNIT1\B01-274.XLD
 Batch Ended: 6/5/95 9:57
 Crosstalk Correction: Not Applied

Alpha activity action level (DPM): 20.00
 Beta activity action level (DPM): 200.00
 Certainty level for MDA and flags: 95.00%
 High Voltage Setting: 1410

Application Revision: 3
 Application Version: Standard

Alpha efficiency log file: th230ab
 Alpha Efficiency: 33.37%
 Alpha to Beta Crosstalk: 24.79%
 Alpha Background (CPM): 0.246428571
 Alpha Correction Factor: 1.000

Beta efficiency log file: tc99ab
 Beta Efficiency: 37.06%
 Beta into Alpha Crosstalk: 0.03%
 Beta Background (CPM): 1.875
 Beta Correction Factor: 1.000

Batch ID: Blairsville 1-18-8

Carrier	Alpha Activity				Beta Activity				Count time (min)	Alpha CPM	Beta CPM	Completion Date - Time
	DPM	σ	flags	MDA	DPM	σ	flags	MDA				
44	2.258	2.12	<AL	7.53	3.04	3.31	<MDA	12.28	2.00	0.754	1.13	6/5/95 9:02
45	0.760	1.50	<MDA	7.53	-2.36	1.92	<MDA	12.28	2.00	0.254	-0.88	6/5/95 9:04
46	-0.738	1.50	<MDA	7.53	5.73	3.83	<AL	12.28	2.00	-0.246	2.13	6/5/95 9:06
47	0.760	1.50	<MDA	7.53	1.69	3.03	<MDA	12.28	2.00	0.254	0.63	6/5/95 9:08
48	-0.738	1.50	<MDA	7.53	-2.36	1.92	<MDA	12.28	2.00	-0.246	-0.88	6/5/95 9:10
49	-0.738	1.50	<MDA	7.53	1.69	3.03	<MDA	12.28	2.00	-0.246	0.63	6/5/95 9:13
50	0.760	1.50	<MDA	7.53	-1.01	2.35	<MDA	12.28	2.00	0.254	-0.38	6/5/95 9:15
51	-0.738	1.50	<MDA	7.53	-1.01	2.35	<MDA	12.28	2.00	-0.246	-0.38	6/5/95 9:17
52	-0.738	1.50	<MDA	7.53	-1.01	2.35	<MDA	12.28	2.00	-0.246	-0.38	6/5/95 9:19
53	-0.738	1.50	<MDA	7.53	0.34	2.71	<MDA	12.28	2.00	-0.246	0.13	6/5/95 9:21
54	3.756	2.60	<AL	7.53	-1.01	2.35	<MDA	12.28	2.00	1.254	-0.38	6/5/95 9:24
55	-0.738	1.50	<MDA	7.53	-3.71	1.37	<MDA	12.28	2.00	-0.246	-1.38	6/5/95 9:26
56	-0.738	1.50	<MDA	7.53	1.69	3.03	<MDA	12.28	2.00	-0.246	0.63	6/5/95 9:28
57	0.760	1.50	<MDA	7.53	1.69	3.03	<MDA	12.28	2.00	0.254	0.63	6/5/95 9:30
58	-0.738	1.50	<MDA	7.53	-3.71	1.37	<MDA	12.28	2.00	-0.246	-1.38	6/5/95 9:32
59	-0.738	1.50	<MDA	7.53	1.69	3.03	<MDA	12.28	2.00	-0.246	0.63	6/5/95 9:35
60	-0.738	1.50	<MDA	7.53	-2.36	1.92	<MDA	12.28	2.00	-0.246	-0.88	6/5/95 9:37
61	-0.738	1.50	<MDA	7.53	1.69	3.03	<MDA	12.28	2.00	-0.246	0.63	6/5/95 9:39
62	2.258	2.12	<AL	7.53	1.69	3.03	<MDA	12.28	2.00	0.754	0.63	6/5/95 9:41
63	-0.738	1.50	<MDA	7.53	-2.36	1.92	<MDA	12.28	2.00	-0.246	-0.88	6/5/95 9:43
64	-0.738	1.50	<MDA	7.53	1.69	3.03	<MDA	12.28	2.00	-0.246	0.63	6/5/95 9:46
65	-0.738	1.50	<MDA	7.53	-1.01	2.35	<MDA	12.28	2.00	-0.246	-0.38	6/5/95 9:48
66	0.760	1.50	<MDA	7.53	-1.01	2.35	<MDA	12.28	2.00	0.254	-0.38	6/5/95 9:50
67	-0.738	1.50	<MDA	7.53	-3.71	1.37	<MDA	12.28	2.00	-0.246	-1.38	6/5/95 9:52

LB5100-W Low Background Counting System -- Smear Analysis

Date: 6/5/95
 Counting Unit Id: 1
 Data file name: C:\LBXL\UNIT1\B01-274.XLD
 Batch Ended: 6/5/95 9:57
 Crosstalk Correction: Not Applied

Alpha activity action level (DPM): 20.00
 Beta activity action level (DPM): 200.00
 Certainty level for MDA and flags: 95.00%
 High Voltage Setting: 1410

Application Revision: 3
 Application Version: Standard

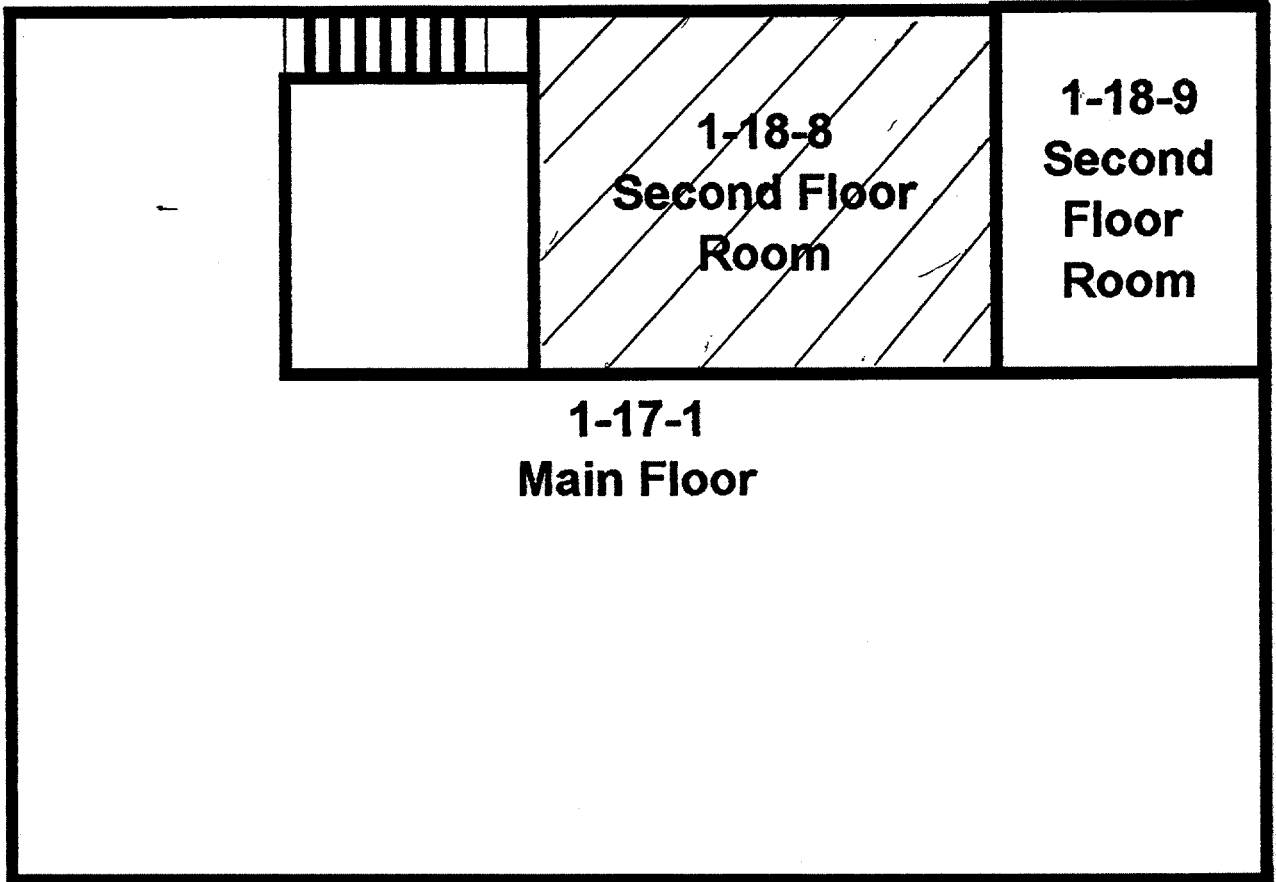
Batch ID: Blairsville 1-18-8

Carrier	Alpha Activity				Beta Activity				Count time (min)	Alpha CPM	Beta CPM	Completion Date - Time
	DPM	σ	flags	MDA	DPM	σ	flags	MDA				
68	-0.738	1.50	<MDA	7.53	-1.01	2.35	<MDA	12.28	2.00	-0.246	-0.38	6/5/95 9:54
69	-0.738	1.50	<MDA	7.53	3.04	3.31	<MDA	12.28	2.00	-0.246	1.13	6/5/95 9:57

Alpha efficiency log file: th230ab Alpha Efficiency: 33.37% Alpha to Beta Crosstalk: 24.79% Alpha Background (CPM): 0.246428571 Alpha Correction Factor: 1.000
Beta efficiency log file: tc99ab Beta Efficiency: 37.06% Beta into Alpha Crosstalk: 0.03% Beta Background (CPM): 1.875 Beta Correction Factor: 1.000

UNIT: 1-188
SN: 01-274
DATE: 3-16-95
BY: CV/VT

**SECOND FLOOR ROOMS
UNIT 1-18**



Blairsville Point Survey Form #003

Survey Serial #:	01-275
------------------	--------

Survey Section:	1
-----------------	---

Survey Unit:	18
--------------	----

Survey Sub-unit:	9
------------------	---

Classification:	4
-----------------	---

Survey Type:	LOWER
--------------	-------

Survey Date:	3/16/95
--------------	---------

Count Date:	6/5/95
-------------	--------

Alpha Survey Instruments				
Inst. S/N	Inst. Code	Eff. %	Corr. Fac.	Bkg. CPM
1588	8	20.3	4.93	1

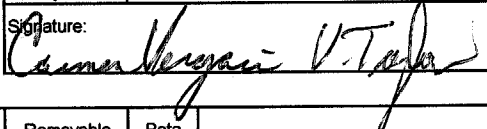
Beta Survey Instruments				
Inst. S/N	Inst. Code	Eff. %	Corr. Fac.	Bkg. CPM
1595	12	32.4	3.09	249

Gamma or Beta/Gamma Instruments			
Inst. S/N	Inst. Code	Bkg.	Detection Type
234	23	5	Gamma
1522	22	0.01	Beta / Gamma

Alpha Counting Instruments				
Inst. S/N	Inst. Code	Eff. %	Corr. Fac.	Bkg. CPM
13295	2	33.37	3.00	0.25

Beta Counting Instruments				
Inst. S/N	Inst. Code	Eff. %	Corr. Fac.	Bkg. CPM
13295	3	37.06	2.70	1.88

Surveyor:	V. TAYLOR/ C. VERGARI
-----------	-----------------------

Signature: 

Surface Description	Coordinates		Gamma at 1m	Gamma Inst.	Beta/Gamma Contact	Beta/Gamma Code	Contact Gross 1 min. Count	Alpha Inst. Code	Contact Gross 1 min. Count	Beta Inst. Code	Scan Contact Gross CPM		Removable DPM/100 cm2	Alpha Count	Removable DPM/100 cm2	Beta Count	Comments
	X	Y	uR/hr	Code	mR/hr	Code	Alpha	Beta	Code	Max Beta	Avg Beta	Alpha	Beta	Code			
TILE	1	-1	5	23	0.01	22	4	8	273	12	437	260	-0.74	2	3.04	3	FLOOR
TILE	1	-2	5	23	0.013	22	0	8	260	12	364	280	0.76	2	-3.71	3	FLOOR
TILE	1	-4	5	23	0.012	22	2	8	294	12	426	270	-0.74	2	-1.01	3	FLOOR
TILE	1	-5.5	5	23	0.012	22	3	8	289	12	365	250	0.76	2	1.69	3	FLOOR
TILE	2	-4.5	5	23	0.018	22	2	8	265	12	334	270	-0.74	2	3.04	3	FLOOR
TILE	3.5	-1	5	23	0.01	22	3	8	302	12	372	280	0.76	2	1.69	3	FLOOR
TILE	3.5	-2	5	23	0.013	22	4	8	291	12	374	280	0.76	2	0.34	3	FLOOR
TILE	3.5	-4	4	23	0.014	22	4	8	296	12	373	260	-0.74	2	-2.36	3	FLOOR
TILE	4	-6	5	23	0.011	22	2	8	283	12	422	250	0.76	2	-1.01	3	FLOOR
PAINTED BLOCK	1	1.5	N/A	N/A	N/A	N/A	4	8	280	12	398	290	0.76	2	-1.01	3	WEST WALL
PAINTED BLOCK	2	0.5	N/A	N/A	N/A	N/A	1	8	304	12	385	290	-0.74	2	-2.36	3	WEST WALL
PAINTED BLOCK	3	1	N/A	N/A	N/A	N/A	6	8	283	12	382	270	0.76	2	-2.36	3	WEST WALL
PAINTED BLOCK	4.5	1	N/A	N/A	N/A	N/A	7	8	315	12	384	330	-0.74	2	-5.06	3	WEST WALL
PAINTED BLOCK	2.3	0.5	N/A	N/A	N/A	N/A	5	8	304	12	292	250	-0.74	2	-3.71	3	EAST WALL
PAINTED BLOCK	3.5	0.5	N/A	N/A	N/A	N/A	4	8	299	12	359	280	-0.74	2	8.43	3	EAST WALL
PAINTED BLOCK	5.5	1	N/A	N/A	N/A	N/A	4	8	249	12	369	240		2		3	EAST WALL

LB5100-W Low Background Counting System – Smear Analysis

Date: 6/5/95
 Counting Unit id: 1
 Data file name: C:\LBXL\UNIT1\B01-275.XLD
 Batch Ended: 6/5/95 10:30
 Crosstalk Correction: Not Applied

Alpha activity action level (DPM): 20.00
 Beta activity action level (DPM): 200.00
 Certainty level for MDA and flags: 95.00%
 High Voltage Setting: 1410

Application Revision: 3
 Application Version: Standard

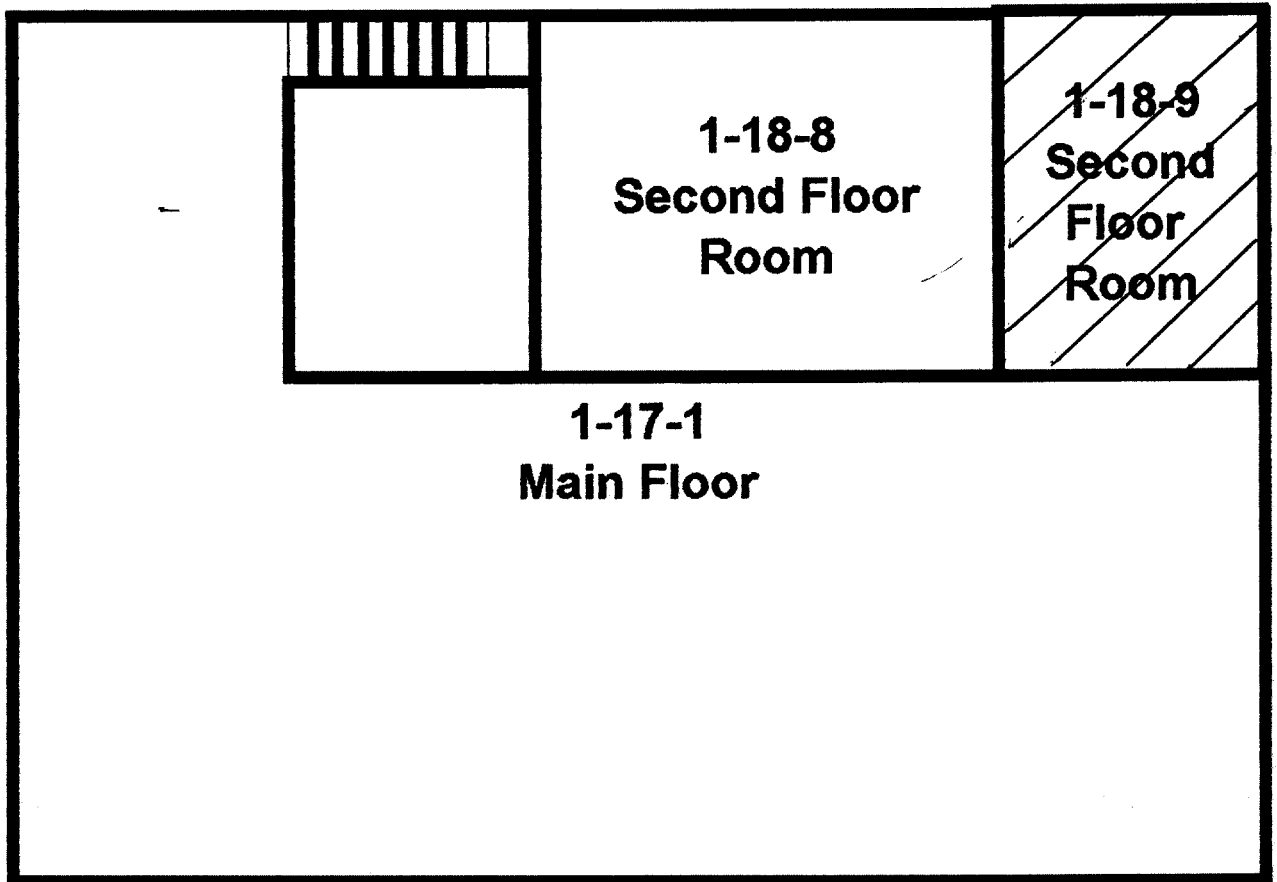
Batch ID: Blairsville 1-18-9

Carrier	Alpha Activity				Beta Activity				Count time (min)	Alpha CPM	Beta CPM	Completion Date - Time
	DPM	σ	flags	MDA	DPM	σ	flags	MDA				
70	-0.738	1.50	<MDA	7.53	3.04	3.31	<MDA	12.28	2.00	-0.246	1.13	6/5/95 9:59
71	0.760	1.50	<MDA	7.53	-3.71	1.37	<MDA	12.28	2.00	0.254	-1.38	6/5/95 10:01
72	-0.738	1.50	<MDA	7.53	-1.01	2.35	<MDA	12.28	2.00	-0.246	-0.38	6/5/95 10:03
73	0.760	1.50	<MDA	7.53	1.69	3.03	<MDA	12.28	2.00	0.254	0.63	6/5/95 10:05
74	-0.738	1.50	<MDA	7.53	3.04	3.31	<MDA	12.28	2.00	-0.246	1.13	6/5/95 10:08
75	0.760	1.50	<MDA	7.53	1.69	3.03	<MDA	12.28	2.00	0.254	0.63	6/5/95 10:10
76	0.760	1.50	<MDA	7.53	0.34	2.71	<MDA	12.28	2.00	0.254	0.13	6/5/95 10:12
77	-0.738	1.50	<MDA	7.53	-2.36	1.92	<MDA	12.28	2.00	-0.246	-0.88	6/5/95 10:14
78	0.760	1.50	<MDA	7.53	-1.01	2.35	<MDA	12.28	2.00	0.254	-0.38	6/5/95 10:16
79	0.760	1.50	<MDA	7.53	-1.01	2.35	<MDA	12.28	2.00	0.254	-0.38	6/5/95 10:19
80	-0.738	1.50	<MDA	7.53	-2.36	1.92	<MDA	12.28	2.00	-0.246	-0.88	6/5/95 10:21
81	0.760	1.50	<MDA	7.53	-2.36	1.92	<MDA	12.28	2.00	0.254	-0.88	6/5/95 10:23
82	-0.738	1.50	<MDA	7.53	-5.06	1.37	<MDA	12.28	2.00	-0.246	-1.88	6/5/95 10:25
83	-0.738	1.50	<MDA	7.53	-3.71	1.37	<MDA	12.28	2.00	-0.246	-1.38	6/5/95 10:27
84	-0.738	1.50	<MDA	7.53	8.43	4.28	<AL	12.28	2.00	-0.246	3.13	6/5/95 10:30

Alpha efficiency log file: th230ab Alpha Efficiency: 33.37% Alpha to Beta Crosstalk: 24.79% Alpha Background (CPM): 0.246428571 Alpha Correction Factor: 1.000
Beta efficiency log file: tc99ab Beta Efficiency: 37.06% Beta into Alpha Crosstalk: 0.03% Beta Background (CPM): 1.875 Beta Correction Factor: 1.000

UNIT: 1-18-9
SIN: 01-275
DATE: 3-16-95
BY CV/YT

**SECOND FLOOR ROOMS
UNIT 1-18**



Blairsville Point Survey Form #003

Survey Serial #:	01-276
Survey Section:	1
Survey Unit:	11
Survey Sub-unit:	1

Alpha Survey Instruments				
Inst. S/N	Inst. Code	Eff. %	Corr. Fac.	Bkg. CPM

Beta Survey Instruments				
Inst. S/N	Inst. Code	Eff. %	Corr. Fac.	Bkg. CPM


Gamma or Beta/Gamma Instruments			
Inst. S/N	Inst. Code	Bkg.	Detection Type
173	234	5	Gamma

Classification:	4
Survey Type:	LOWER

Alpha Counting Instruments				
Inst. S/N	Inst. Code	Eff. %	Corr. Fac.	Bkg. CPM

Beta Counting Instruments				
Inst. S/N	Inst. Code	Eff. %	Corr. Fac.	Bkg. CPM

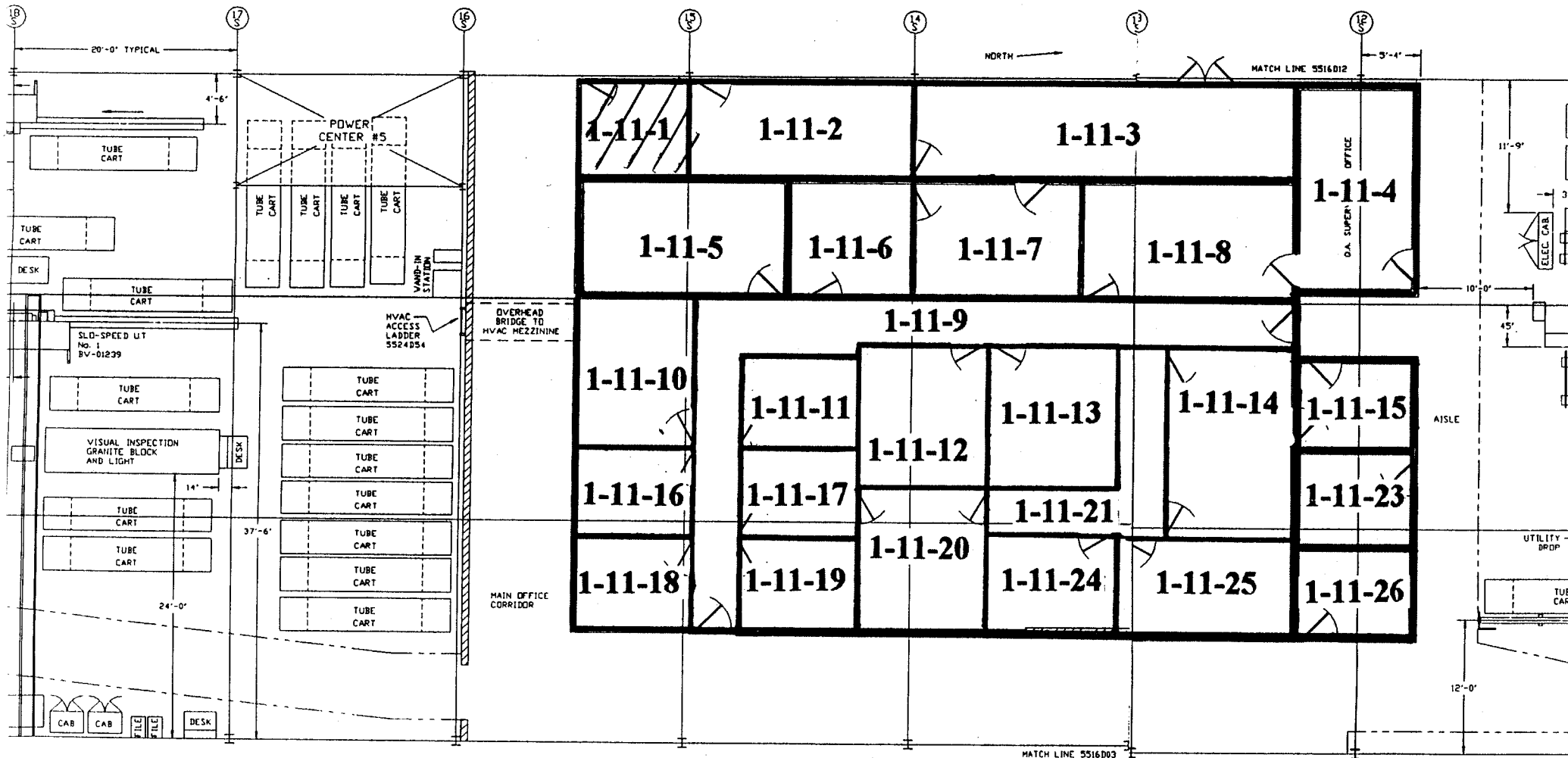
Survey Date:	3/16/95
Count Date:	3/16/95 N/A JMS

Surveyor:	V. TAYLOR
Signature:	

Surface Description	Coordinates		Gamma at 1m uR/hr	Gamma Inst. Code	Beta/Gamma Contact mR/hr	Beta/Gamma Code	Contact Gross 1 min. Count Alpha	Alpha Inst. Code	Contact Gross 1 min. Count Beta	Beta Inst. Code	Scan Contact Gross CPM		Removable DPM/100 cm2 Alpha	Alpha Count Code	Removable DPM/100 cm2 Beta	Beta Count Code	Comments
	X	Y									Max Beta	Avg Beta					
	TILE FLOOR	1									-1	5					

UNIT: 1-11-1
 SN:
 DATE: 3-16-95
 BY: VT

BAY 2 MAIN BUILDING
 MID BAY PRODUCTION OFFICE
 (UNIT 1-11)



5516D08 REV 14

Blairsville Point Survey Form #003

Survey Serial #: **01-277**

Survey Section: **1**

Survey Unit: **11**

Survey Sub-unit: **2**

Classification: **4**

Survey Type: **LOWER**

Survey Date: **3/16/95**

Count Date: ~~3/16/95~~
N/A JMS

Alpha Survey Instruments				
Inst.	Inst.		Corr.	Bkg.
S/N	Code	Eff. %	Fac.	CPM

Beta Survey Instruments				
Inst.	Inst.		Corr.	Bkg.
S/N	Code	Eff. %	Fac.	CPM

Gamma or Beta/Gamma Instruments			
Inst.	Inst.		Detection
S/N	Code	Bkg.	Type
234	23	5	Gamma

Alpha Counting Instruments				
Inst.	Inst.		Corr.	Bkg.
S/N	Code	Eff. %	Fac.	CPM

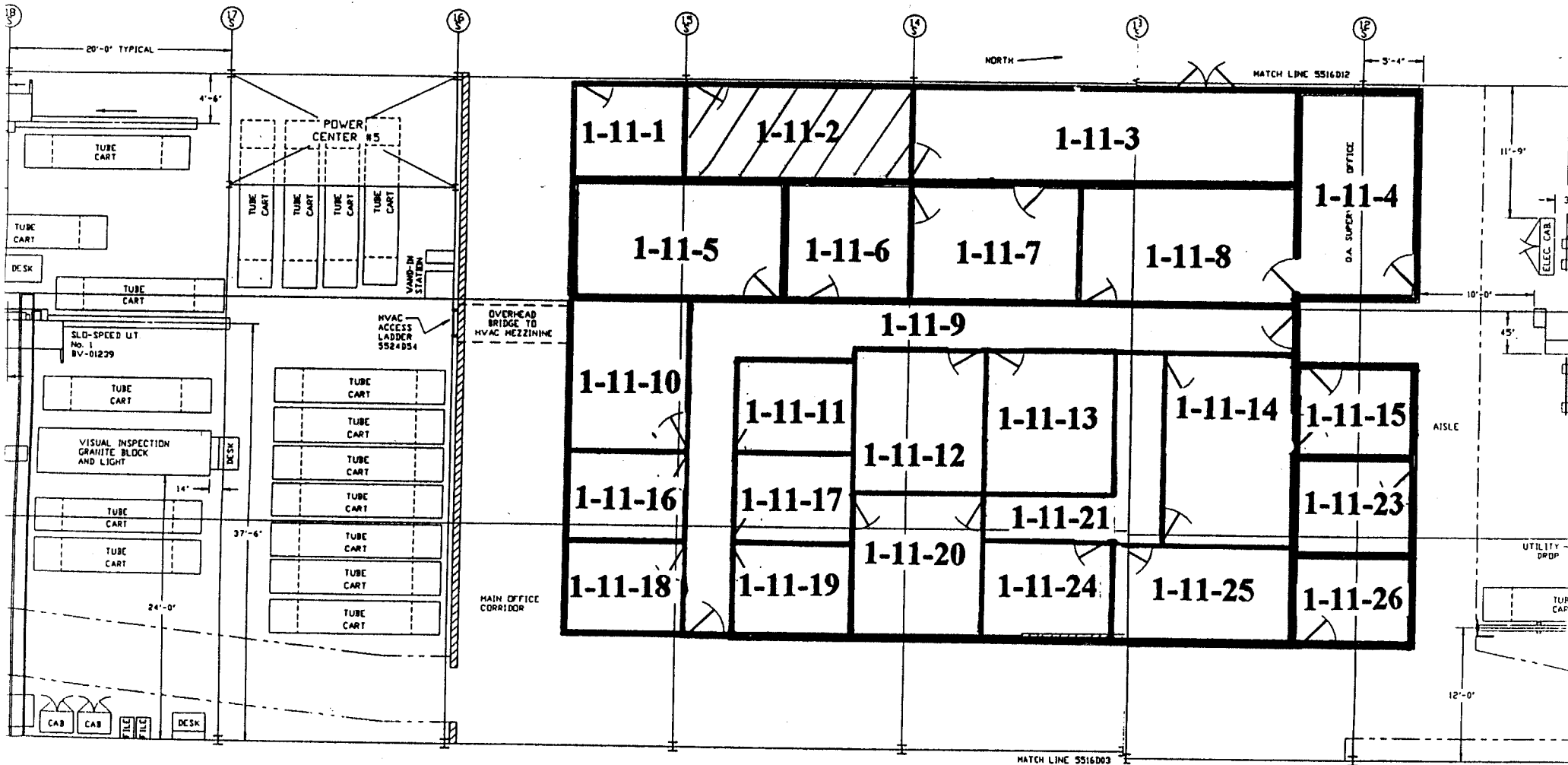
Beta Counting Instruments				
Inst.	Inst.		Corr.	Bkg.
S/N	Code	Eff. %	Fac.	CPM

Surveyor: **V. TAYLOR**
Signature: *V. Taylor*

Surface Description	Coordinates		Gamma at 1m uR/hr	Gamma Inst. Code	Beta/Gamma Contact mR/hr	Beta/Gamma Code	Contact Gross 1 min. Count Alpha	Alpha Inst. Code	Contact Gross 1 min. Count Beta	Beta Inst. Code	Scan Contact Gross CPM		Removable DPM/100 cm2 Alpha	Alpha Count Code	Removable DPM/100 cm2 Beta	Beta Count Code	Comments
	X	Y									Max Beta	Avg Beta					
TILE FLOOR	1	-2	5	23	N/A	N/A	N/A	N/A	N/A	N/A	N/A	N/A	2		3	N/A	
TILE FLOOR	1	-5	5	23	N/A	N/A	N/A	N/A	N/A	N/A	N/A	N/A	2		3	N/A	

UNIT 1-11-2
 SN:
 DATE: 3-16-95
 BY: JT

BAY 2 MAIN BUILDING
 MID BAY PRODUCTION OFFICE
 (UNIT 1-11)



5516D08 REV 14

Blairsville Point survey Form #003

Survey Serial #: **01-278**

Survey Section: **1**

Survey Unit: **11**

Survey Sub-unit: **3**

Classification: **4**

Survey Type: **LOWER**

Survey Date: **3/16/95**

Count Date: **2/16/95**
N/A JTB

Alpha Survey Instruments				
Inst. S/N	Inst. Code	Eff. %	Corr. Fac.	Bkg. CPM

Beta Survey Instruments				
Inst. S/N	Inst. Code	Eff. %	Corr. Fac.	Bkg. CPM

Gamma or Beta/Gamma Instruments			
Inst. S/N	Inst. Code	Bkg.	Detection Type
234	23	5	Gamma

Alpha Counting Instruments				
Inst. S/N	Inst. Code	Eff. %	Corr. Fac.	Bkg. CPM

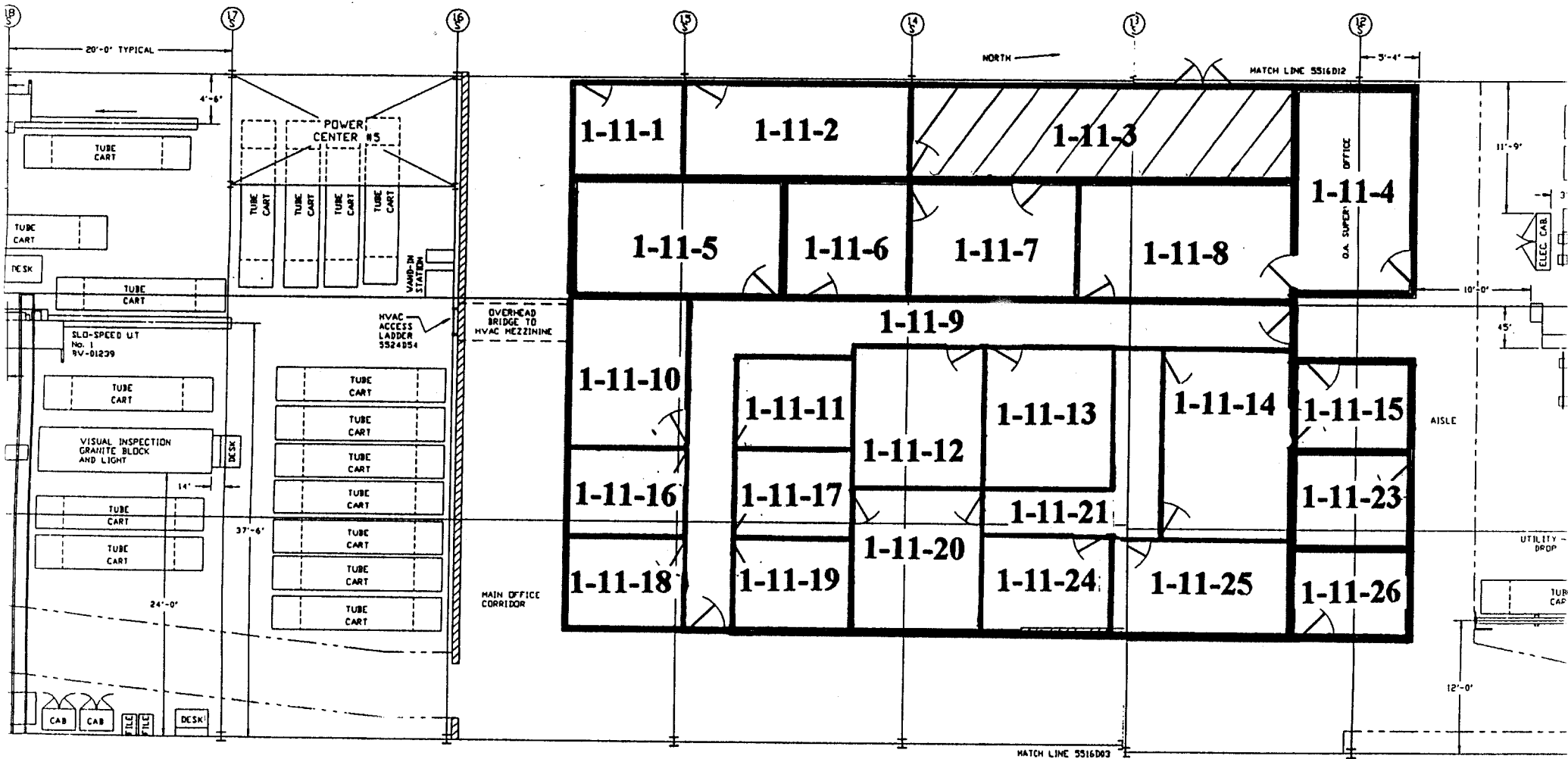
Beta Counting Instruments				
Inst. S/N	Inst. Code	Eff. %	Corr. Fac.	Bkg. CPM

Surveyor: **V. TAYLOR**
Signature: *V. Taylor*

Surface Description	Coordinates		Gamma at 1m	Gamma Inst.	Beta/Gamma Contact	Beta/Gamma	Contact Gross 1 min. Count	Alpha Inst.	Contact Gross 1 min. Count	Beta Inst.	Scan Contact Gross CPM		Removable DPM/100 cm2	Alpha Count	Removable DPM/100 cm2	Beta Count	Comments
	X	Y	uR/hr	Code	mR/hr	Code	Alpha	Code	Beta	Code	Max Beta	Avg Beta	Alpha	Code	Beta	Code	
TILE FLOOR	1	-3	5	23	N/A	N/A	N/A	N/A	N/A	N/A	N/A	N/A	2	2	3	N/A	
TILE FLOOR	1	-7	5	23	N/A	N/A	N/A	N/A	N/A	N/A	N/A	N/A	2	2	3	N/A	

UNIT: 1-11-3
 SN:
 DATE: 3-16-95
 BY: VT

BAY 2 MAIN BUILDING
 MID BAY PRODUCTION OFFICE
 (UNIT 1-11)



Blairsville Point survey Form #003

Survey Serial #: **01-279**

Survey Section: **1**

Survey Unit: **11**

Survey Sub-unit: **4**

Classification: **4**

Survey Type: **LOWER**

Survey Date: **3/16/95**

Count Date: ~~3/16/95~~
N/A JMS

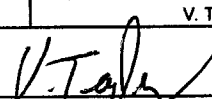
Alpha Survey Instruments				
Inst.	Inst.		Corr.	Bkg.
S/N	Code	Eff. %	Fac.	CPM

Beta Survey Instruments				
Inst.	Inst.		Corr.	Bkg.
S/N	Code	Eff. %	Fac.	CPM

Gamma or Beta/Gamma Instruments			
Inst.	Inst.		Detection
S/N	Code	Bkg.	Type
234	23	5	Gamma

Alpha Counting Instruments				
Inst.	Inst.		Corr.	Bkg.
S/N	Code	Eff. %	Fac.	CPM

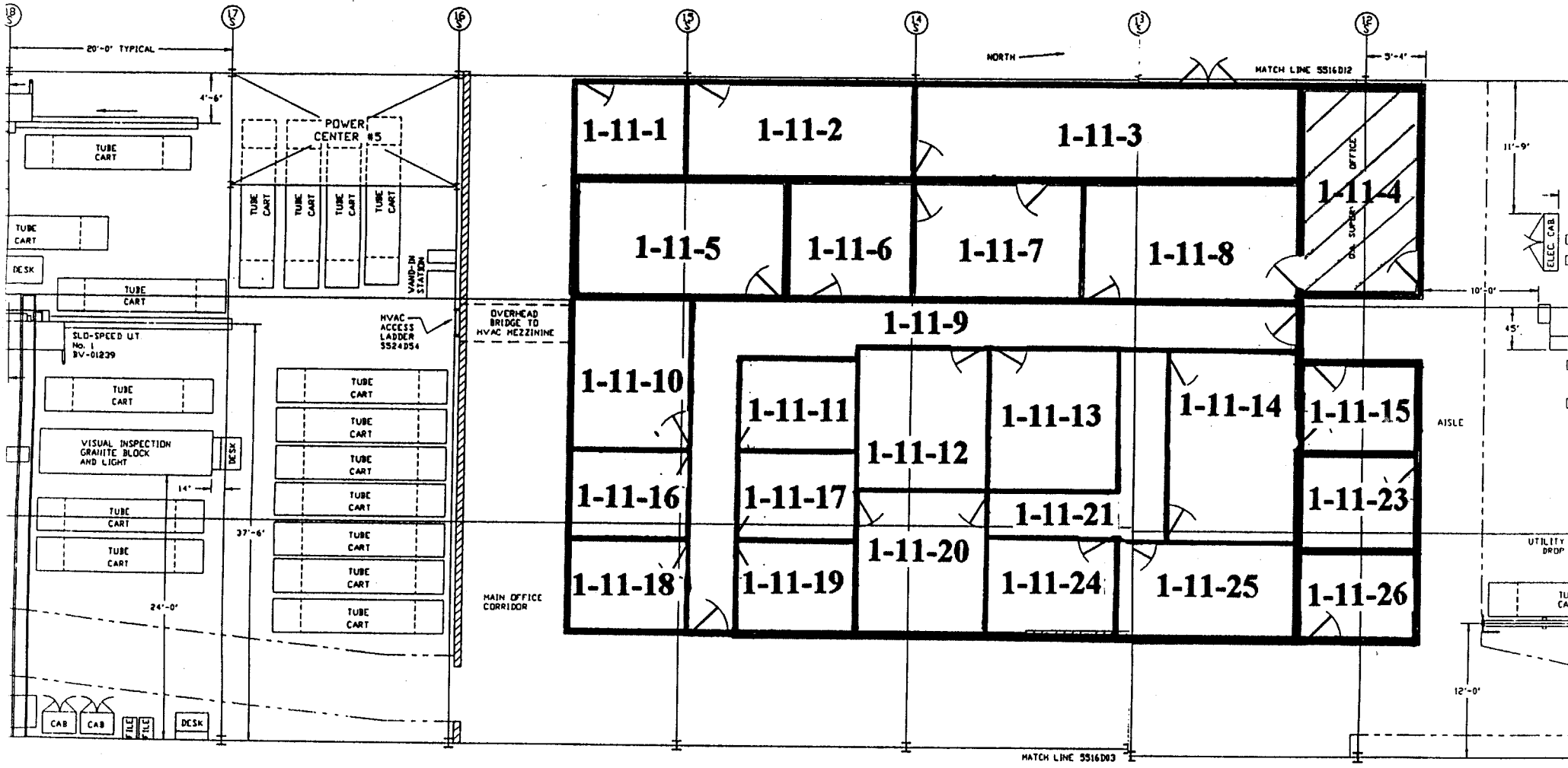
Beta Counting Instruments				
Inst.	Inst.		Corr.	Bkg.
S/N	Code	Eff. %	Fac.	CPM

Surveyor: **V. TAYLOR**
Signature: 

Surface Description	Coordinates		Gamma at 1m	Gamma Inst.	Beta/Gamma Contact	Beta/Gamma	Contact Gross 1 min. Count	Alpha Inst.	Contact Gross 1 min. Count	Beta Inst.	Scan Contact Gross CPM		Removable DPM/100 cm2	Alpha Count	Removable DPM/100 cm2	Beta Count	Comments
	X	Y	uR/hr	Code	mR/hr	Code	Alpha	Code	Beta	Code	Max Beta	Avg Beta	Alpha	Code	Beta	Code	
TILE FLOOR	2	-2	5	23	N/A	N/A	N/A	N/A	N/A	N/A	N/A	N/A	2	2	3	N/A	
TILE FLOOR	4	-2	5	23	N/A	N/A	N/A	N/A	N/A	N/A	N/A	N/A	2	2	3	N/A	

UNIT: 1-11-4
 SN:
 DATE: 3-16-95
 BY: VT

BAY 2 MAIN BUILDING
 MID BAY PRODUCTION OFFICE
 (UNIT 1-11)



5516D08 REV 14

Blairsville Point Survey Form #003

Survey Serial #: **01-280**

Survey Section: **1**

Survey Unit: **11**

Survey Sub-unit: **4**

Classification: **4**

Survey Type: **LOWER**

Survey Date: **3/16/95**

Count Date: **~~3/16/95~~**
N/A JMS


Alpha Survey Instruments				
Inst. S/N	Inst. Code	Eff. %	Corr. Fac.	Bkg. CPM

Beta Survey Instruments				
Inst. S/N	Inst. Code	Eff. %	Corr. Fac.	Bkg. CPM

Gamma or Beta/Gamma Instruments			
Inst. S/N	Inst. Code	Bkg.	Detection Type
234	23	5	Gamma

Alpha Counting Instruments				
Inst. S/N	Inst. Code	Eff. %	Corr. Fac.	Bkg. CPM

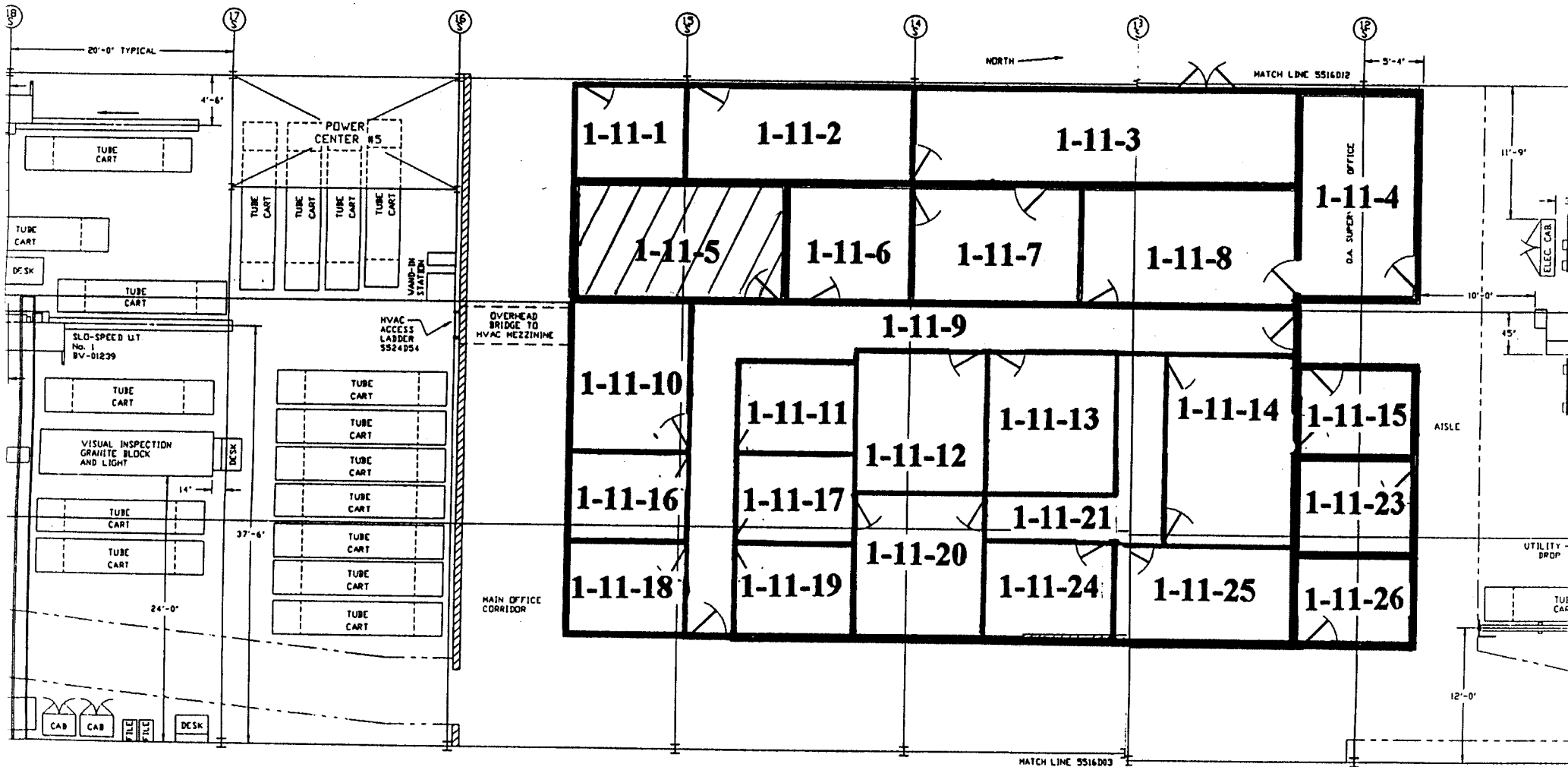
Beta Counting Instruments				
Inst. S/N	Inst. Code	Eff. %	Corr. Fac.	Bkg. CPM

Surveyor: **V. TAYLOR**
Signature: 

Surface Description	Coordinates		Gamma at 1m uR/hr	Gamma Inst. Code	Beta/Gamma Contact mR/hr	Beta/Gamma Code	Contact Gross 1 min. Count Alpha	Alpha Inst. Code	Contact Gross 1 min. Count Beta	Beta Inst. Code	Scan Contact Gross CPM		Removable DPM/100 cm2 Alpha	Alpha Count Code	Removable DPM/100 cm2 Beta	Beta Count Code	Comments
	X	Y									Max Beta	Avg Beta					
TILE FLOOR	1.5	-2	5	23	N/A	N/A	N/A	N/A	N/A	N/A	N/A	N/A	2	3	N/A		
TILE FLOOR	1.5	-4	5	23	N/A	N/A	N/A	N/A	N/A	N/A	N/A	N/A	2	3	N/A		

UNIT: 1-11-5
 SN:
 DATE: 3-16-95
 BY: VT

BAY 2 MAIN BUILDING
 MID BAY PRODUCTION OFFICE
 (UNIT 1-11)



Blairsville Point Survey Form #003

Survey Serial #:	01-281
Survey Section:	1
Survey Unit:	11
Survey Sub-unit:	6

Alpha Survey Instruments				
Inst. S/N	Inst. Code	Eff. %	Corr. Fac.	Bkg. CPM

Beta Survey Instruments				
Inst. S/N	Inst. Code	Eff. %	Corr. Fac.	Bkg. CPM


Gamma or Beta/Gamma Instruments			
Inst. S/N	Inst. Code	Bkg.	Detection Type
234	23	5	Gamma

Classification:	4
Survey Type:	LOWER

Alpha Counting Instruments				
Inst. S/N	Inst. Code	Eff. %	Corr. Fac.	Bkg. CPM

Beta Counting Instruments				
Inst. S/N	Inst. Code	Eff. %	Corr. Fac.	Bkg. CPM

Survey Date:	3/16/95
Count Date:	3/16/95

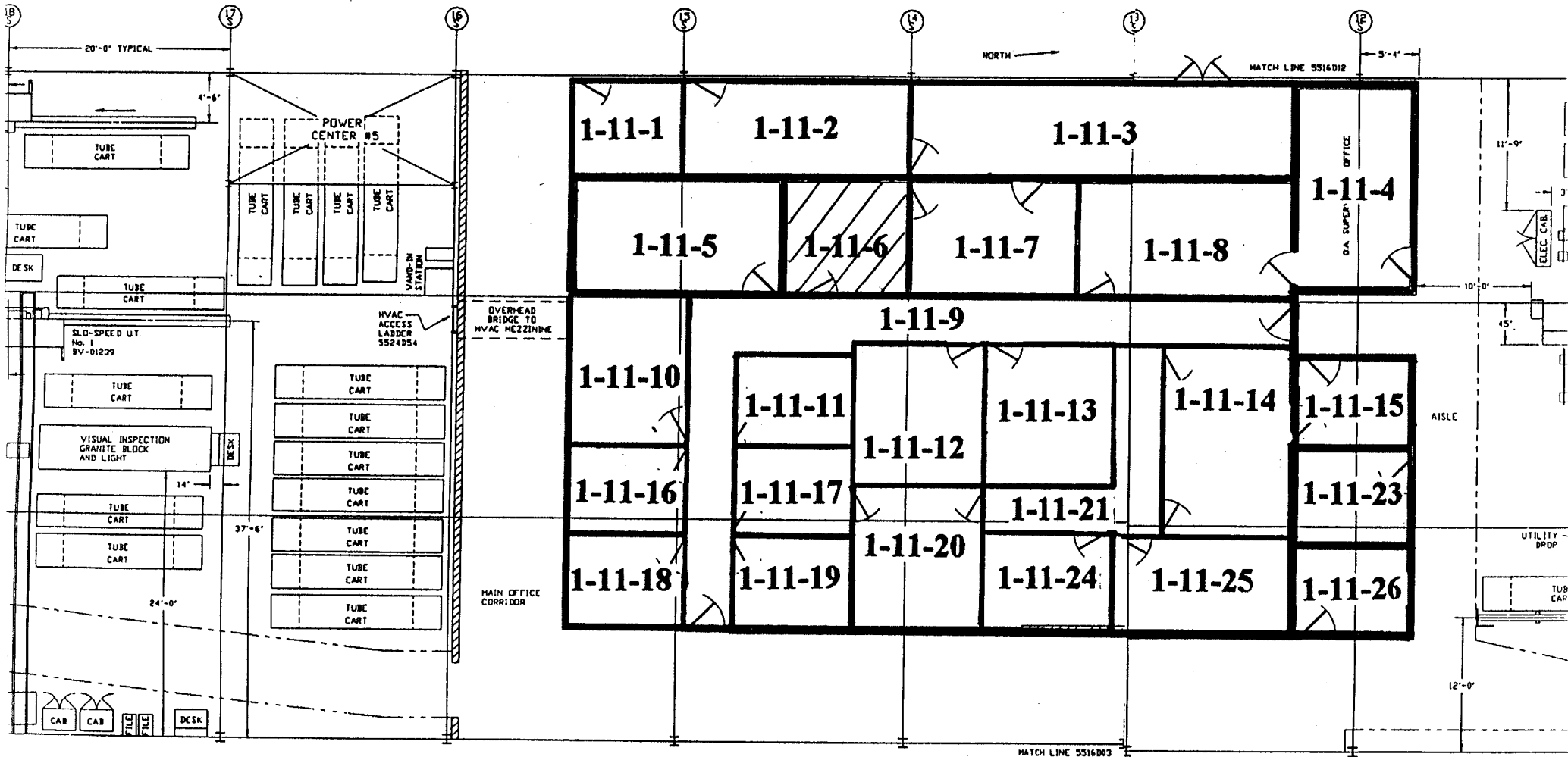
Surveyor:	V. TAYLOR
Signature:	

N/A JW

Surface Description	Coordinates		Gamma at 1m	Gamma Inst.	Beta/Gamma Contact	Beta/Gamma	Contact Gross 1 min. Count	Alpha Inst.	Contact Gross 1 min. Count	Beta Inst.	Scan Contact Gross CPM		Removable DPM/100 cm2	Alpha Count	Removable DPM/100 cm2	Beta Count	Comments
	X	Y	uR/hr	Code	mR/hr	Code	Alpha	Code	Beta	Code	Max Beta	Avg Beta	Alpha	Code	Beta	Code	
TILE FLOOR	1	-1	5	23	N/A	N/A	N/A	N/A	N/A	N/A	N/A	N/A	2	2	3	N/A	
TILE FLOOR	1	-2	5	23	N/A	N/A	N/A	N/A	N/A	N/A	N/A	N/A	2	2	3	N/A	

UNIT: 1-11-6
 SN:
 DATE: 3-16-95
 BY: JT

BAY 2 MAIN BUILDING
 MID BAY PRODUCTION OFFICE
 (UNIT 1-11)



Blairsville Point Survey Form #003

Survey Serial #:	01-282
Survey Section:	1
Survey Unit:	11
Survey Sub-unit:	7

Alpha Survey Instruments				
Inst. S/N	Inst. Code	Eff. %	Corr. Fac.	Bkg. CPM

Beta Survey Instruments				
Inst. S/N	Inst. Code	Eff. %	Corr. Fac.	Bkg. CPM

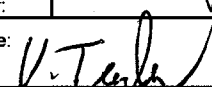
Gamma or Beta/Gamma Instruments			
Inst. S/N	Inst. Code	Bkg.	Detection Type
234	23	5	Gamma

Classification:	4
Survey Type:	LOWER

Alpha Counting Instruments				
Inst. S/N	Inst. Code	Eff. %	Corr. Fac.	Bkg. CPM

Beta Counting Instruments				
Inst. S/N	Inst. Code	Eff. %	Corr. Fac.	Bkg. CPM

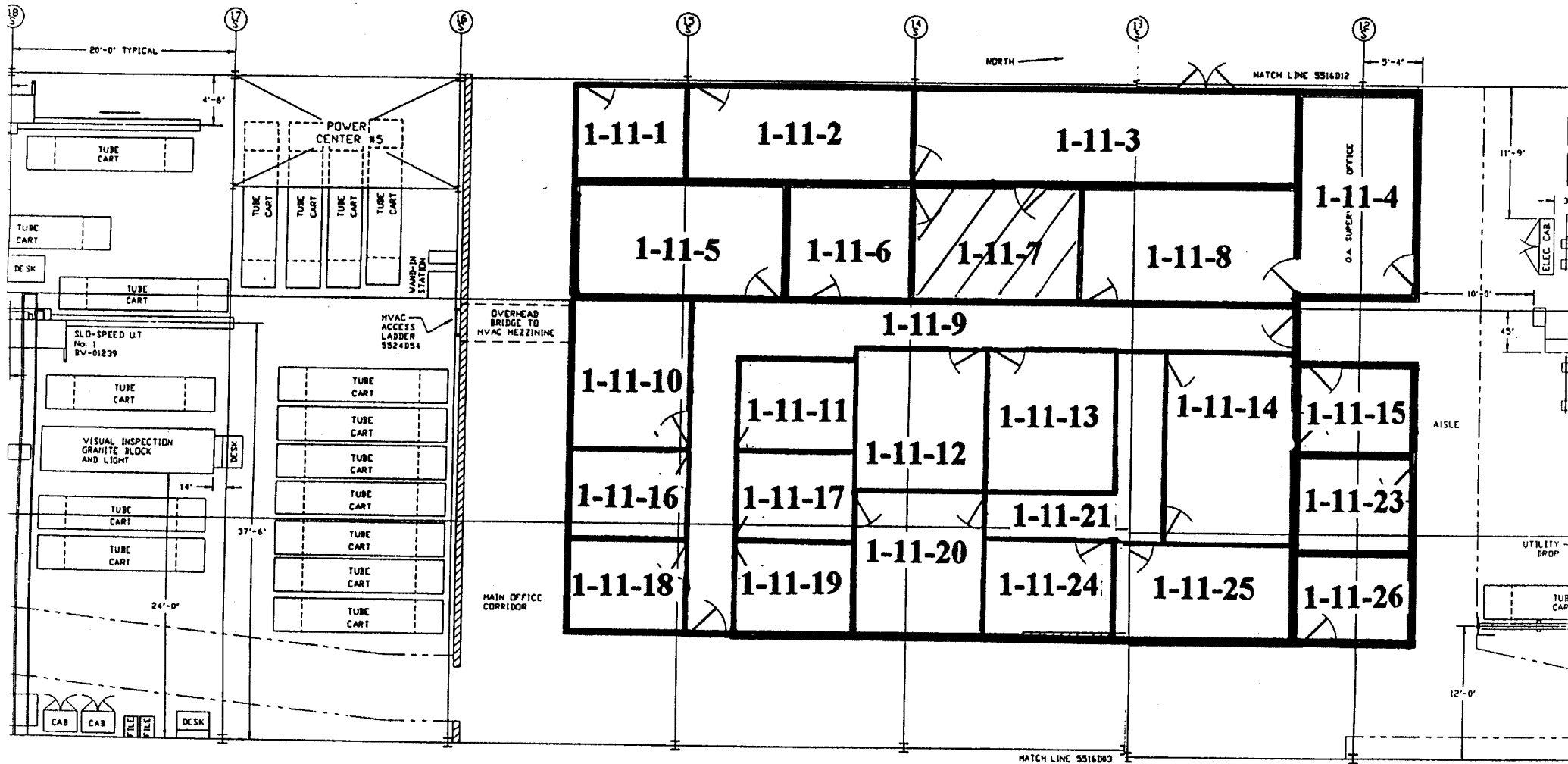
Survey Date:	3/16/95
Count Date:	3/16/95 N/A JMS

Surveyor:	V. TAYLOR
Signature:	

Surface Description	Coordinates		Gamma at 1m uR/hr	Gamma Inst. Code	Beta/Gamma Contact mR/hr	Beta/Gamma Code	Contact Gross 1 min. Count Alpha	Alpha Inst. Code	Contact Gross 1 min. Count Beta	Beta Inst. Code	Scan Contact Gross CPM		Removable DPM/100 cm2 Alpha	Alpha Count Code	Removable DPM/100 cm2 Beta	Beta Count Code	Comments
	X	Y									Max Beta	Avg Beta					
TILE FLOOR	2	-2	5	23	N/A	N/A	N/A	N/A	N/A	N/A	N/A	N/A	2		3	N/A	
TILE FLOOR	1	-3	5	23	N/A	N/A	N/A	N/A	N/A	N/A	N/A	N/A	2		3	N/A	

UNIT: 1-11-7
 SN:
 DATE: 3-16-95
 BY: VT

BAY 2 MAIN BUILDING
 MID BAY PRODUCTION OFFICE
 (UNIT 1-11)



5516D08 REV 14

Blairsville Point survey Form #003

Survey Serial #:	01-283
Survey Section:	1
Survey Unit:	11
Survey Sub-unit:	8

Alpha Survey Instruments				
Inst. S/N	Inst. Code	Eff. %	Corr. Fac.	Bkg. CPM

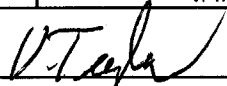
Beta Survey Instruments				
Inst. S/N	Inst. Code	Eff. %	Corr. Fac.	Bkg. CPM

Gamma or Beta/Gamma Instruments			
Inst. S/N	Inst. Code	Bkg.	Detection Type
234	23	5	Gamma

Classification:	4
Survey Type:	LOWER
Survey Date:	3/16/95
Count Date:	3/16/95 N/A-JNS

Alpha Counting Instruments				
Inst. S/N	Inst. Code	Eff. %	Corr. Fac.	Bkg. CPM

Beta Counting Instruments				
Inst. S/N	Inst. Code	Eff. %	Corr. Fac.	Bkg. CPM

Surveyor:	V. TAYLOR
Signature:	

Surface Description	Coordinates		Gamma at 1m	Gamma Inst.	Beta/Gamma Contact	Beta/Gamma Code	Contact Gross 1 min. Count	Alpha Inst. Code	Contact Gross 1 min. Count	Beta Inst. Code	Scan Contact Gross CPM		Removable DPM/100 cm2	Alpha Count Code	Removable DPM/100 cm2	Beta Count Code	Comments
	X	Y	uR/hr	Code	mR/hr	Code	Alpha	Beta	Code	Max Beta	Avg Beta	Alpha	Beta	Beta			
TILE FLOOR	2	-2	4	23	N/A	N/A	N/A	N/A	N/A	N/A	N/A	N/A	2	3	N/A		
TILE FLOOR	1	-4	4	23	N/A	N/A	N/A	N/A	N/A	N/A	N/A	N/A	2	3	N/A		

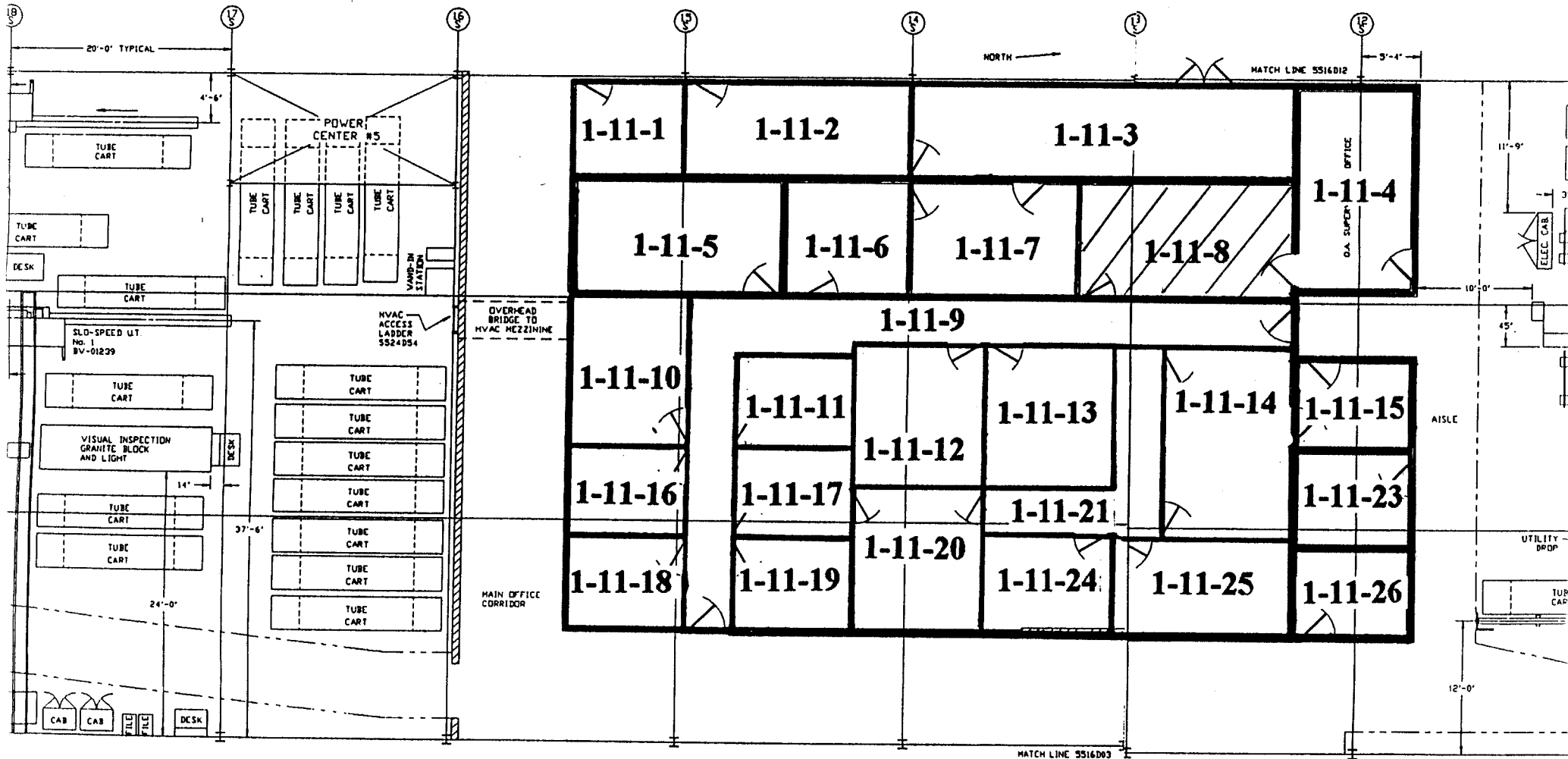
UNIT: 1-11-8

SN:

DATE: 3-16-95

BY: VT

BAY 2 MAIN BUILDING MID BAY PRODUCTION OFFICE (UNIT 1-11)



Blairsville Point Survey Form #003

Survey Serial #:	01-284
Survey Section:	1
Survey Unit:	11
Survey Sub-unit:	9

Alpha Survey Instruments				
Inst. S/N	Inst. Code	Eff. %	Corr. Fac.	Bkg. CPM

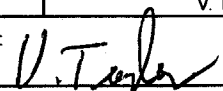
Beta Survey Instruments				
Inst. S/N	Inst. Code	Eff. %	Corr. Fac.	Bkg. CPM

Gamma or Beta/Gamma Instruments			
Inst. S/N	Inst. Code	Bkg.	Detection Type
234	23	5	Gamma

Classification:	4
Survey Type:	LOWER
Survey Date:	3/16/95
Count Date:	3/16/95 N/A JM

Alpha Counting Instruments				
Inst. S/N	Inst. Code	Eff. %	Corr. Fac.	Bkg. CPM

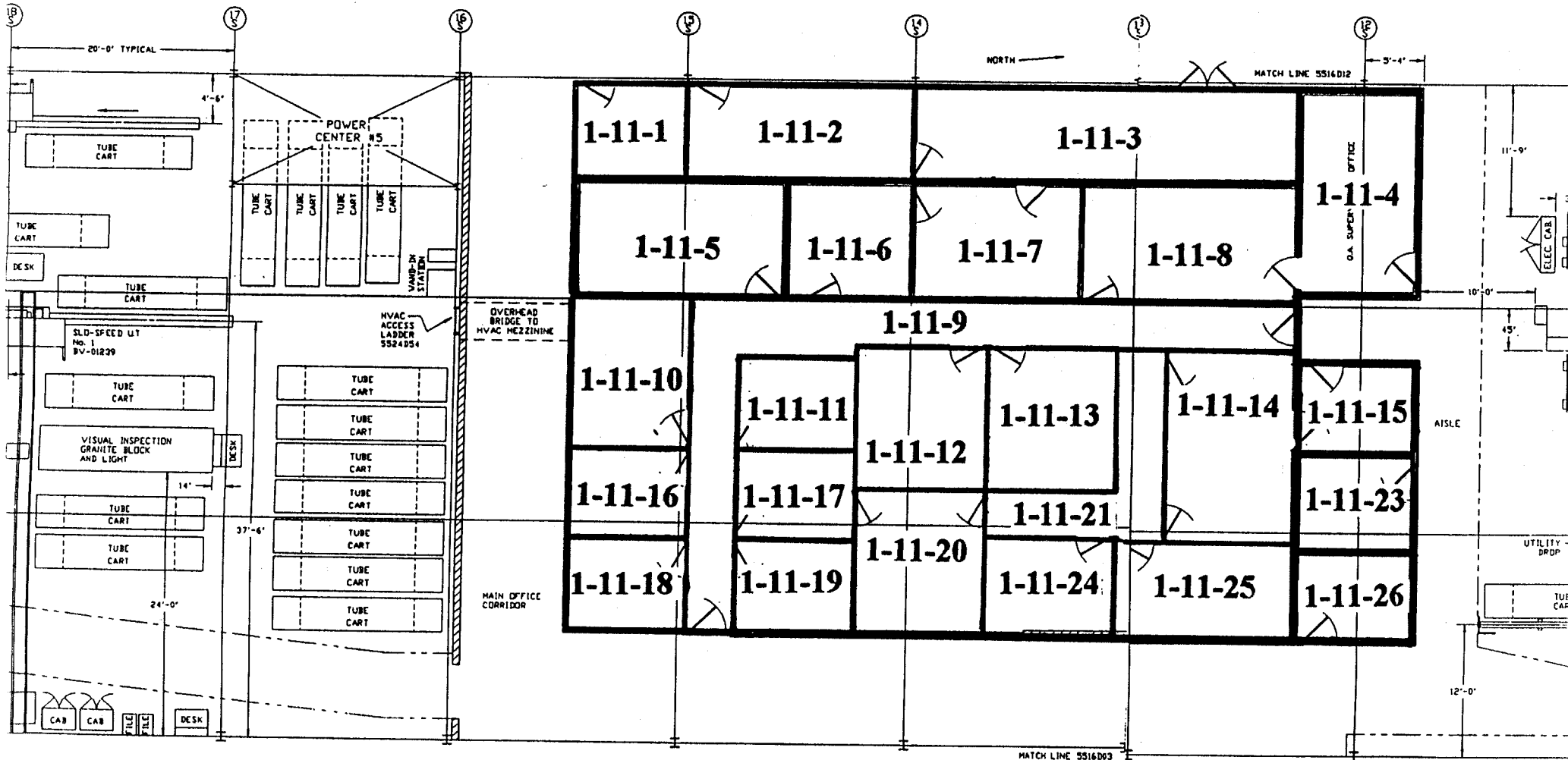
Beta Counting Instruments				
Inst. S/N	Inst. Code	Eff. %	Corr. Fac.	Bkg. CPM

Surveyor:	V. TAYLOR
Signature:	

Surface Description	Coordinates		Gamma at 1m	Gamma Inst.	Beta/Gamma Contact	Beta/Gamma Code	Contact Gross 1 min. Count	Alpha Inst.	Contact Gross 1 min. Count	Beta Inst.	Scan Contact Gross CPM		Removable DPM/100 cm2	Alpha Count	Removable DPM/100 cm2	Beta Count	Comments
	X	Y	uR/hr	Code	mR/hr	Code	Alpha	Code	Beta	Code	Max Beta	Avg Beta	Alpha	Code	Beta	Code	
TILE FLOOR	0.5	-2	5	23	N/A	N/A	N/A	N/A	N/A	N/A	N/A	N/A	2	2	3	N/A	
TILE FLOOR	0.5	-6	5	23	N/A	N/A	N/A	N/A	N/A	N/A	N/A	N/A	2	2	3	N/A	
TILE FLOOR	0.5	-8	5	23	N/A	N/A	N/A	N/A	N/A	N/A	N/A	N/A	2	2	3	N/A	
TILE FLOOR	0.5	-12	5	23	N/A	N/A	N/A	N/A	N/A	N/A	N/A	N/A	2	2	3	N/A	
TILE FLOOR	0.5	-13.5	6	23	N/A	N/A	N/A	N/A	N/A	N/A	N/A	N/A	2	2	3	N/A	
TILE FLOOR	4.5	-13.5	5	23	N/A	N/A	N/A	N/A	N/A	N/A	N/A	N/A	2	2	3	N/A	

UNIT: 1-11-9
 SN:
 DATE: 3-16-95
 BY: VT

BAY 2 MAIN BUILDING
 MID BAY PRODUCTION OFFICE
 (UNIT 1-11)



5516D08 REV 14

Blairsville Point Survey Form #003

Survey Serial #:	01-285
Survey Section:	1
Survey Unit:	11
Survey Sub-unit:	10

Alpha Survey Instruments				
Inst. S/N	Inst. Code	Eff. %	Corr. Fac.	Bkg. CPM

Beta Survey Instruments				
Inst. S/N	Inst. Code	Eff. %	Corr. Fac.	Bkg. CPM


Gamma or Beta/Gamma Instruments			
Inst. S/N	Inst. Code	Bkg.	Detection Type
234	23	5	Gamma

Classification:	4
Survey Type:	LOWER

Alpha Counting Instruments				
Inst. S/N	Inst. Code	Eff. %	Corr. Fac.	Bkg. CPM

Beta Counting Instruments				
Inst. S/N	Inst. Code	Eff. %	Corr. Fac.	Bkg. CPM

Survey Date:	3/16/95
Count Date:	3/16/95

Surveyor:	V. TAYLOR
Signature:	

Surface Description	Coordinates		Gamma at 1m	Gamma Inst.	Beta/Gamma Contact	Beta/Gamma	Contact Gross 1 min. Count	Alpha Inst.	Contact Gross 1 min. Count	Beta Inst.	Scan Contact Gross CPM		Removable DPM/100 cm2	Alpha Count	Removable DPM/100 cm2	Beta Count	Comments
	X	Y	uR/hr	Code	mR/hr	Code	Alpha	Code	Beta	Code	Max Beta	Avg Beta	Alpha	Code	Beta	Code	
TILE FLOOR	2	-2	6	23	N/A	N/A	N/A	N/A	N/A	N/A	N/A	N/A	2	2	3	N/A	
TILE FLOOR	3	-1	6	23	N/A	N/A	N/A	N/A	N/A	N/A	N/A	N/A	2	2	3	N/A	

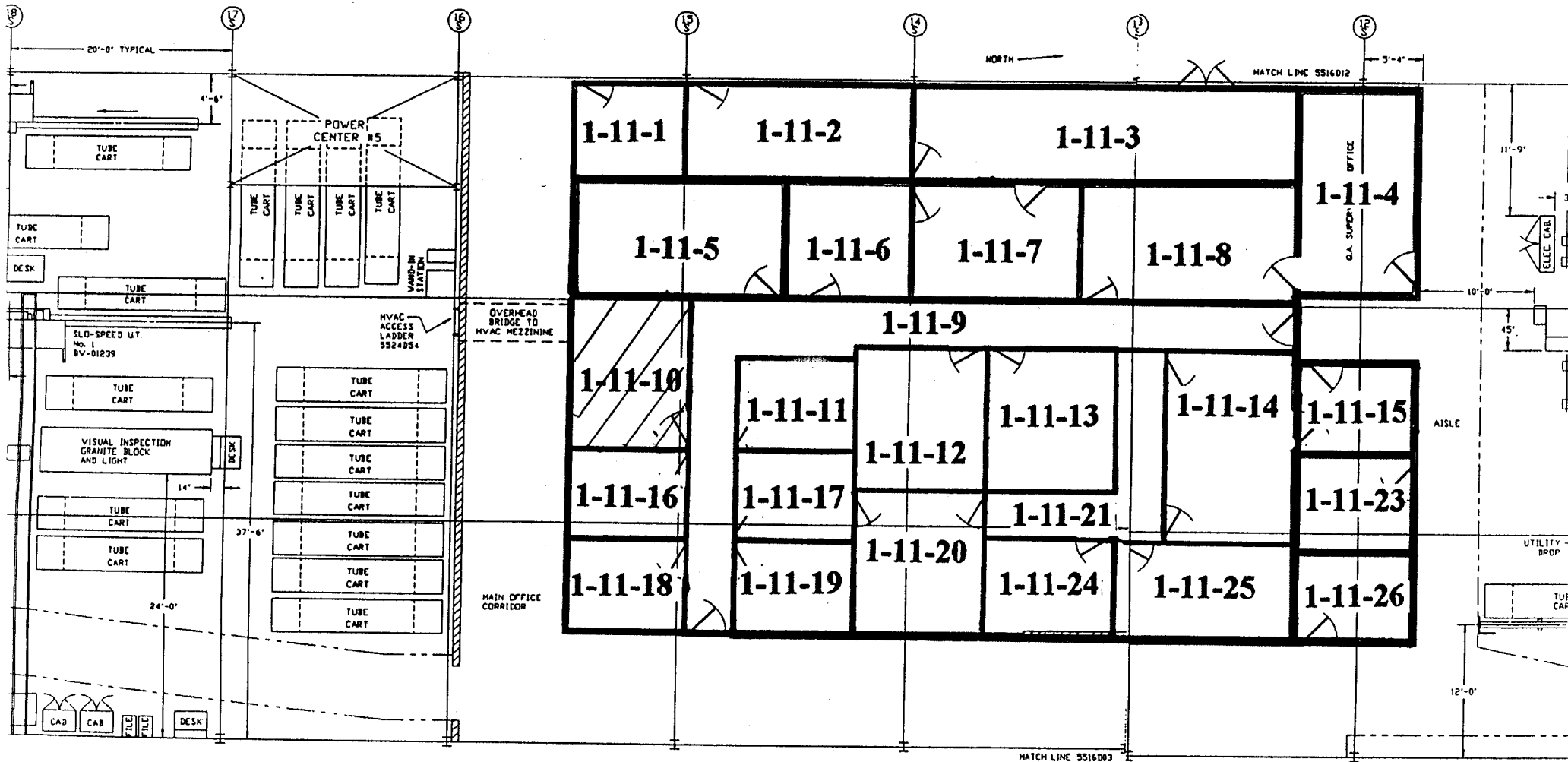
UNIT: 1-11-10

SN:

DATC: 3-16-95

BY: VT

BAY 2 MAIN BUILDING
MID BAY PRODUCTION OFFICE
(UNIT 1-11)



5516D08 REV 14

Blairsville Point Survey Form #003

Survey Serial #: **01-286**

Survey Section: **1**

Survey Unit: **11**

Survey Sub-unit: **11**

Classification: **4**

Survey Type: **LOWER**

Survey Date: **3/16/95**

Count Date: **N/A JH**

Alpha Survey Instruments				
Inst. S/N	Inst. Code	Eff. %	Corr. Fac.	Bkg. CPM

Beta Survey Instruments				
Inst. S/N	Inst. Code	Eff. %	Corr. Fac.	Bkg. CPM

Gamma or Beta/Gamma Instruments			
Inst. S/N	Inst. Code	Bkg.	Detection Type
234	23	5	Gamma

Alpha Counting Instruments				
Inst. S/N	Inst. Code	Eff. %	Corr. Fac.	Bkg. CPM

Beta Counting Instruments				
Inst. S/N	Inst. Code	Eff. %	Corr. Fac.	Bkg. CPM

Surveyor: **V. TAYLOR**
 Signature: *V. Taylor*

Surface Description	Coordinates		Gamma at 1m	Gamma Inst.	Beta/Gamma Contact	Beta/Gamma Code	Contact Gross 1 min. Count	Alpha Inst. Code	Contact Gross 1 min. Count	Beta Inst. Code	Scan Contact Gross CPM		Removable DPM/100 cm2	Alpha Count Code	Removable DPM/100 cm2	Beta Count Code	Comments
	X	Y	uR/hr	Code	mR/hr	Code	Alpha	Beta	Code	Code	Max Beta	Avg Beta	Alpha	Beta	Beta		
TILE FLOOR	1	-2	5	23	N/A	N/A	N/A	N/A	N/A	N/A	N/A	N/A	N/A	2	3	N/A	

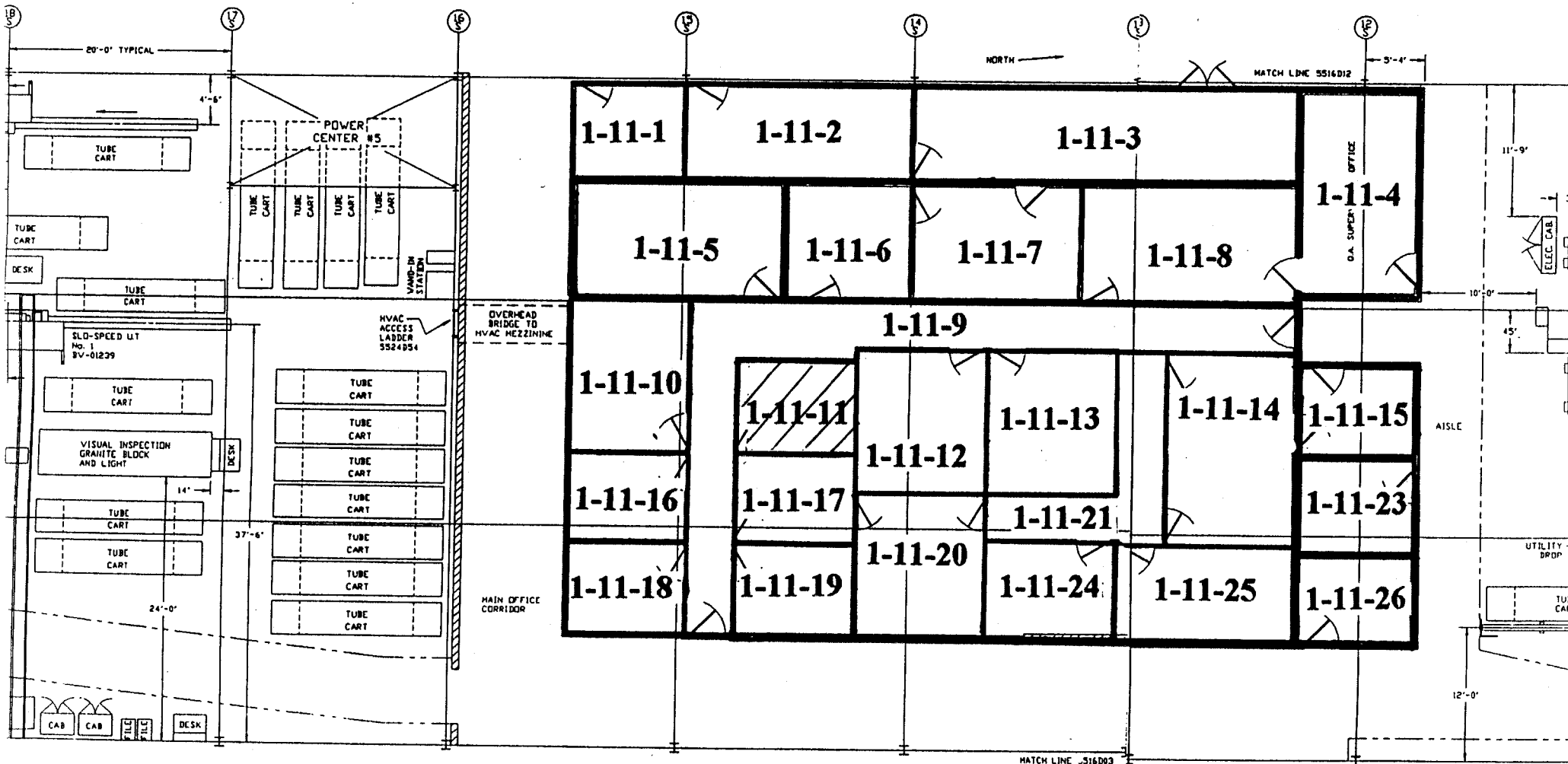
UN. 1-11-11

SN:

DATE: 3-16-95

BZ:VT

BAY 2 MAIN BUILDING
MID BAY PRODUCTION OFFICE
(UNIT 1-11)



Blairsville Point Survey Form #003

Survey Serial #: **01-287**

Survey Section: **1**

Survey Unit: **11**

Survey Sub-unit: **12**

Classification: **4**

Survey Type: **LOWER**

Survey Date: **3/16/95**

Count Date: ~~3/16/95~~
N/A JTL

Alpha Survey Instruments				
Inst. S/N	Inst. Code	Eff. %	Corr. Fac.	Bkg. CPM

Beta Survey Instruments				
Inst. S/N	Inst. Code	Eff. %	Corr. Fac.	Bkg. CPM

Gamma or Beta/Gamma Instruments			
Inst. S/N	Inst. Code	Bkg.	Detection Type
234	23	5	Gamma

Alpha Counting Instruments				
Inst. S/N	Inst. Code	Eff. %	Corr. Fac.	Bkg. CPM

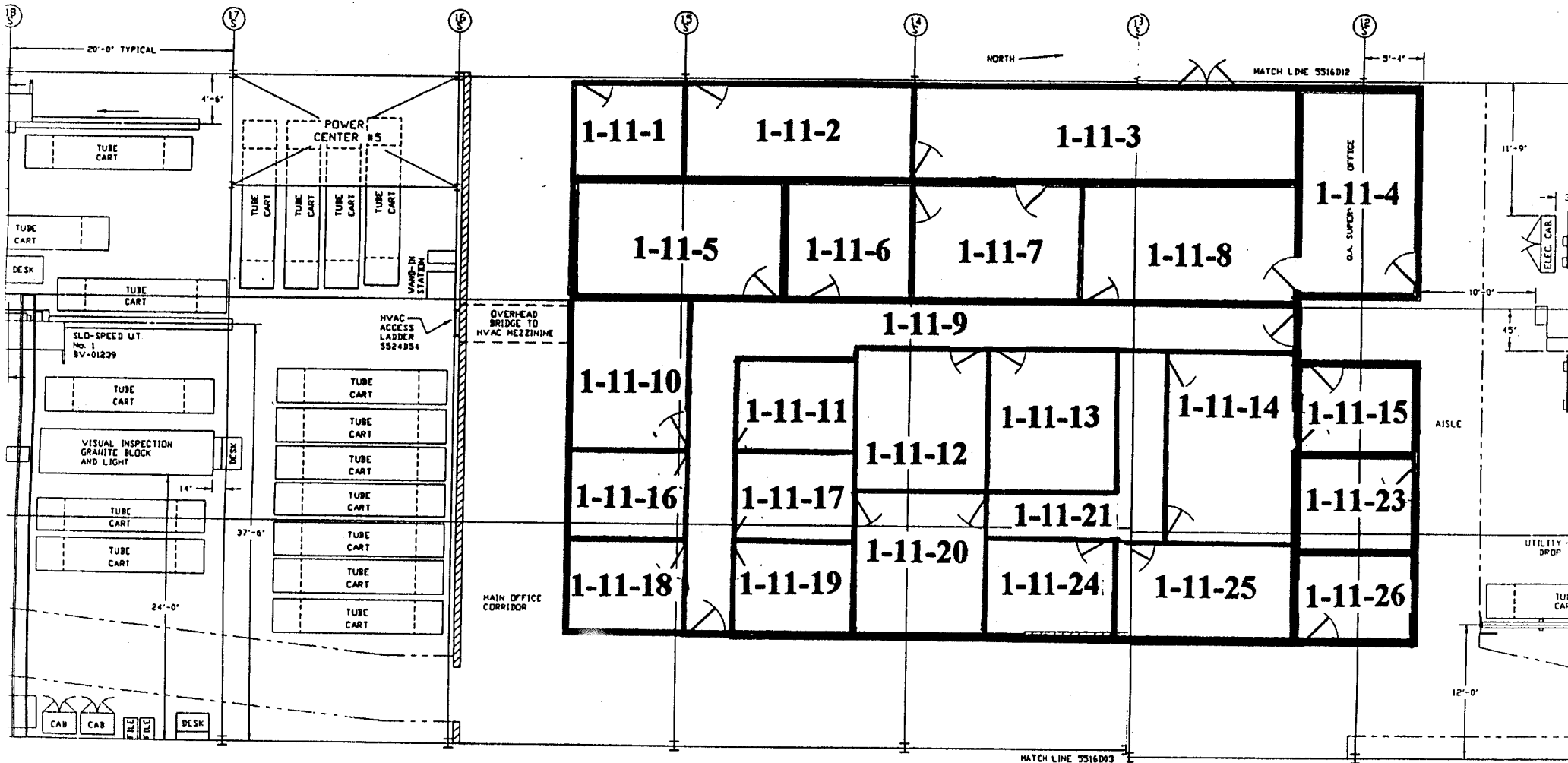
Beta Counting Instruments				
Inst. S/N	Inst. Code	Eff. %	Corr. Fac.	Bkg. CPM

Surveyor: **V. TAYLOR**
Signature: *V. Taylor*

Surface Description	Coordinates		Gamma at 1m	Gamma Inst.	Beta/Gamma Contact	Beta/Gamma Code	Contact Gross 1 min. Count	Alpha Inst.	Contact Gross 1 min. Count	Beta Inst.	Scan Contact Gross CPM		Removable DPM/100 cm2	Alpha Count	Removable DPM/100 cm2	Beta Count	Comments
			uR/hr	Code	mR/hr	Code	Alpha	Code	Beta	Code	Max Beta	Avg Beta	Alpha	Code	Beta	Code	
	X	Y															
TILE FLOOR	1	-1	5	23	N/A	N/A	N/A	N/A	N/A	N/A	N/A	N/A	2	2	3	N/A	
TILE FLOOR	3	-2	5	23	N/A	N/A	N/A	N/A	N/A	N/A	N/A	N/A	2	2	3	N/A	

UNIT 1-11-12
 SNI
 DATE: 3-16-95
 BY: VT

BAY 2 MAIN BUILDING
 MID BAY PRODUCTION OFFICE
 (UNIT 1-11)



Blairsville Point Survey Form #003

Survey Serial #:	01-288
Survey Section:	1
Survey Unit:	11
Survey Sub-unit:	13

Alpha Survey Instruments				
Inst. S/N	Inst. Code	Eff. %	Corr. Fac.	Bkg. CPM


Beta Survey Instruments				
Inst. S/N	Inst. Code	Eff. %	Corr. Fac.	Bkg. CPM

Gamma or Beta/Gamma Instruments			
Inst. S/N	Inst. Code	Bkg.	Detection Type
234	23	6	Gamma

Classification:	4
Survey Type:	LOWER

Alpha Counting Instruments				
Inst. S/N	Inst. Code	Eff. %	Corr. Fac.	Bkg. CPM

Beta Counting Instruments				
Inst. S/N	Inst. Code	Eff. %	Corr. Fac.	Bkg. CPM

Surveyor:	V. TAYLOR
Signature:	

Survey Date:	3/16/95
Count Date:	3/16/95 N/A JTS

Surface Description	Coordinates		Gamma at 1m	Gamma Inst.	Beta/Gamma Contact	Beta/Gamma	Contact Gross 1 min. Count	Alpha Inst.	Contact Gross 1 min. Count	Beta Inst.	Scan Contact Gross CPM		Removable DPM/100 cm2	Alpha Count	Removable DPM/100 cm2	Beta Count	Comments
	X	Y	uR/hr	Code	mR/hr	Code	Alpha	Code	Beta	Code	Max Beta	Avg Beta	Alpha	Code	Beta	Code	
TILE FLOOR	1	-1	6	23	N/A	N/A	N/A	N/A	N/A	N/A	N/A	N/A	2	2	3	N/A	
TILE FLOOR	2	-2	6	23	N/A	N/A	N/A	N/A	N/A	N/A	N/A	N/A	2	2	3	N/A	

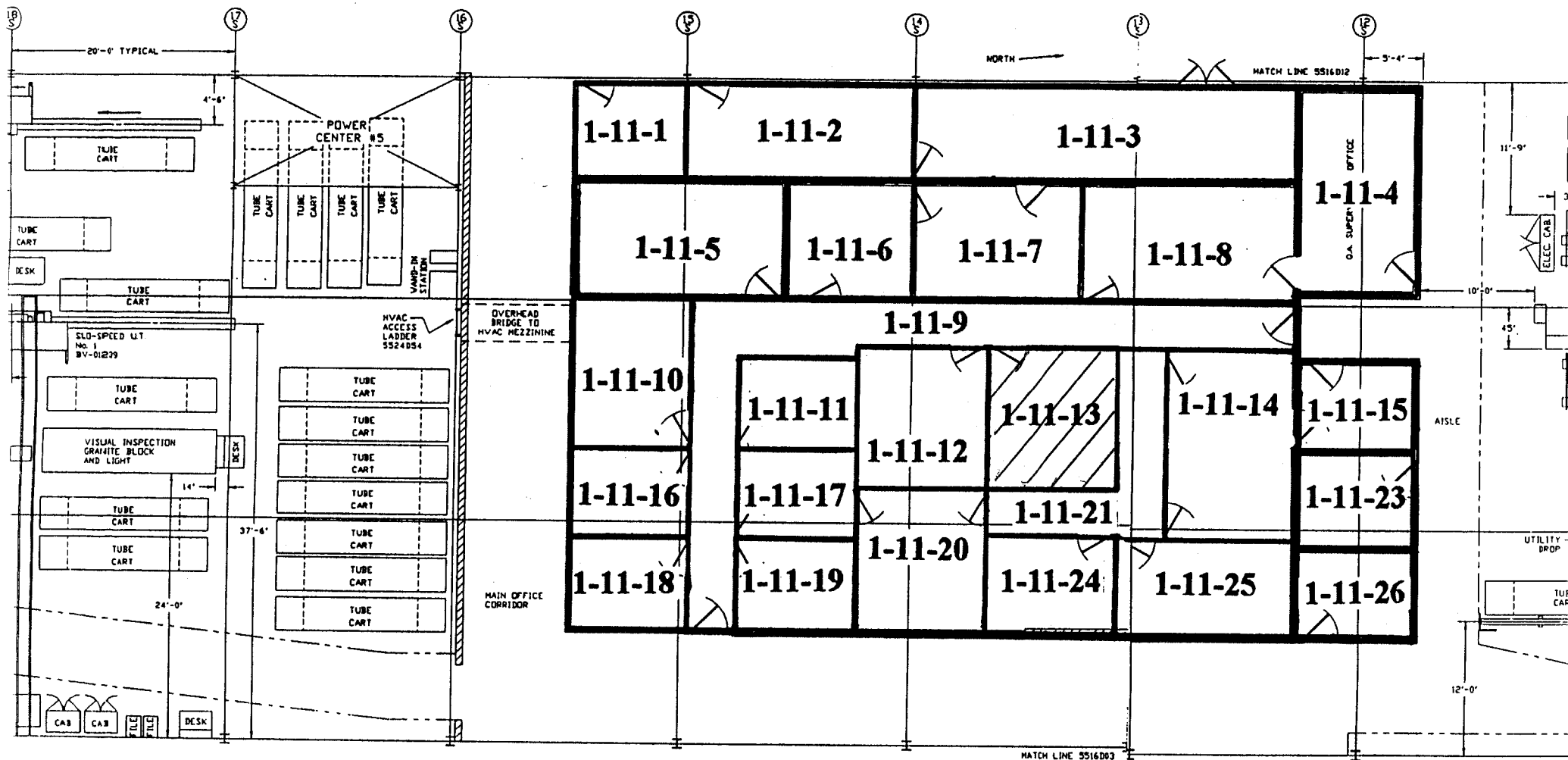
UNIT 1-11-13

SK:

DATE: 3-16-95

BY: VT

BAY 2 MAIN BUILDING MID BAY PRODUCTION OFFICE (UNIT 1-11)



5516D08 REV 14

Blairsville Point survey Form #003

Survey Serial #: **01-289**

Survey Section: **1**

Survey Unit: **11**

Survey Sub-unit: **14**

Classification: **4**

Survey Type: **LOWER**

Survey Date: **3/16/95**

Count Date: ~~3/16/95~~


Alpha Survey Instruments				
Inst. S/N	Inst. Code	Eff. %	Corr. Fac.	Bkg. CPM

Beta Survey Instruments				
Inst. S/N	Inst. Code	Eff. %	Corr. Fac.	Bkg. CPM

Gamma or Beta/Gamma Instruments			
Inst. S/N	Inst. Code	Bkg.	Detection Type
234	23	4	Gamma

Alpha Counting Instruments				
Inst. S/N	Inst. Code	Eff. %	Corr. Fac.	Bkg. CPM

Beta Counting Instruments				
Inst. S/N	Inst. Code	Eff. %	Corr. Fac.	Bkg. CPM

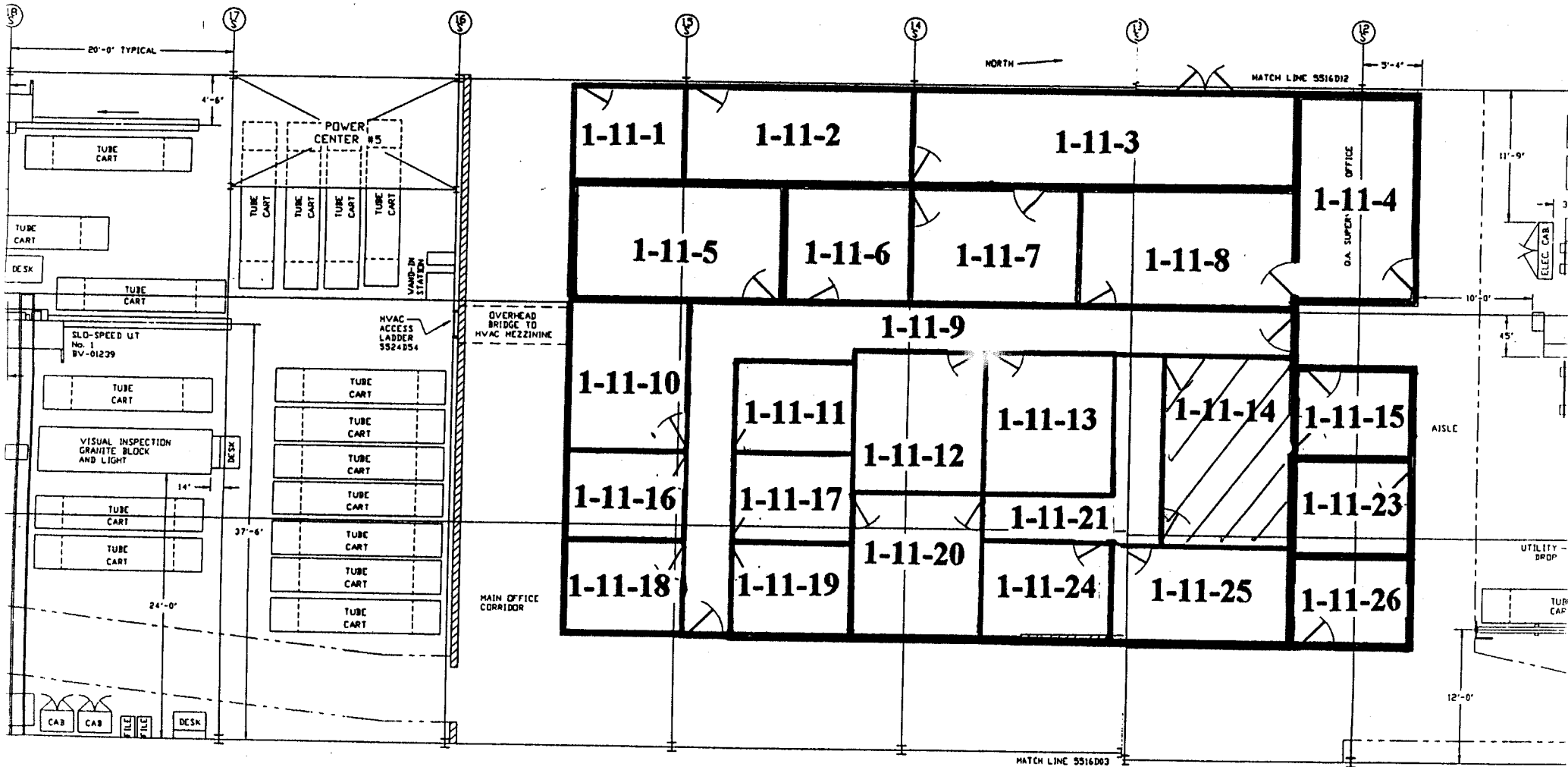
Surveyor: **V. TAYLOR**
 Signature: 

Surface Description	Coordinates		Gamma at 1m uR/hr	Gamma Inst. Code	Beta/Gamma Contact mR/hr	Beta/Gamma Code	Contact Gross 1 min. Count Alpha	Alpha Inst. Code	Contact Gross 1 min. Count Beta	Beta Inst. Code	Scan Contact Gross CPM		Removable DPM/100 cm2 Alpha	Alpha Count Code	Removable DPM/100 cm2 Beta	Beta Count Code	Comments
	X	Y									Max Beta	Avg Beta					
TILE FLOOR	1	-1	4	23	N/A	N/A	N/A	N/A	N/A	N/A	N/A	N/A	2	3	N/A		

N/A JTW

UNIT: 1-11-14
 SN:
 DATE: 3-16-95
 BY: VT

BAY 2 MAIN BUILDING
 MID BAY PRODUCTION OFFICE
 (UNIT 1-11)



5516D08 REV 14

Blairsville Point survey Form #003

Survey Serial #: 01-290

Survey Section: 1

Survey Unit: 11

Survey Sub-unit: 15

Classification: 4

Survey Type: LOWER

Survey Date: 3/16/95

Count Date: ~~2/18/95~~

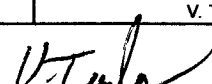
Alpha Survey Instruments				
Inst. S/N	Inst. Code	Eff. %	Corr. Fac.	Bkg. CPM

Beta Survey Instruments				
Inst. S/N	Inst. Code	Eff. %	Corr. Fac.	Bkg. CPM

Gamma or Beta/Gamma Instruments			
Inst. S/N	Inst. Code	Bkg.	Detection Type
234	23	5	Gamma

Alpha Counting Instruments				
Inst. S/N	Inst. Code	Eff. %	Corr. Fac.	Bkg. CPM

Beta Counting Instruments				
Inst. S/N	Inst. Code	Eff. %	Corr. Fac.	Bkg. CPM

Surveyor: V. TAYLOR
 Signature: 

Surface Description	Coordinates		Gamma at 1m	Gamma Inst.	Beta/Gamma Contact	Beta/Gamma	Contact Gross 1 min. Count	Alpha Inst.	Contact Gross 1 min. Count	Beta Inst.	Scan Contact Gross CPM		Removable DPM/100 cm2	Alpha Count	Removable DPM/100 cm2	Beta Count	Comments
	X	Y	uR/hr	Code	mR/hr	Code	Alpha	Code	Beta	Code	Max Beta	Avg Beta	Alpha	Code	Beta	Code	
TILE FLOOR	1	-2	5	23	N/A	N/A	N/A	N/A	N/A	N/A	N/A	N/A	N/A	2	3	N/A	

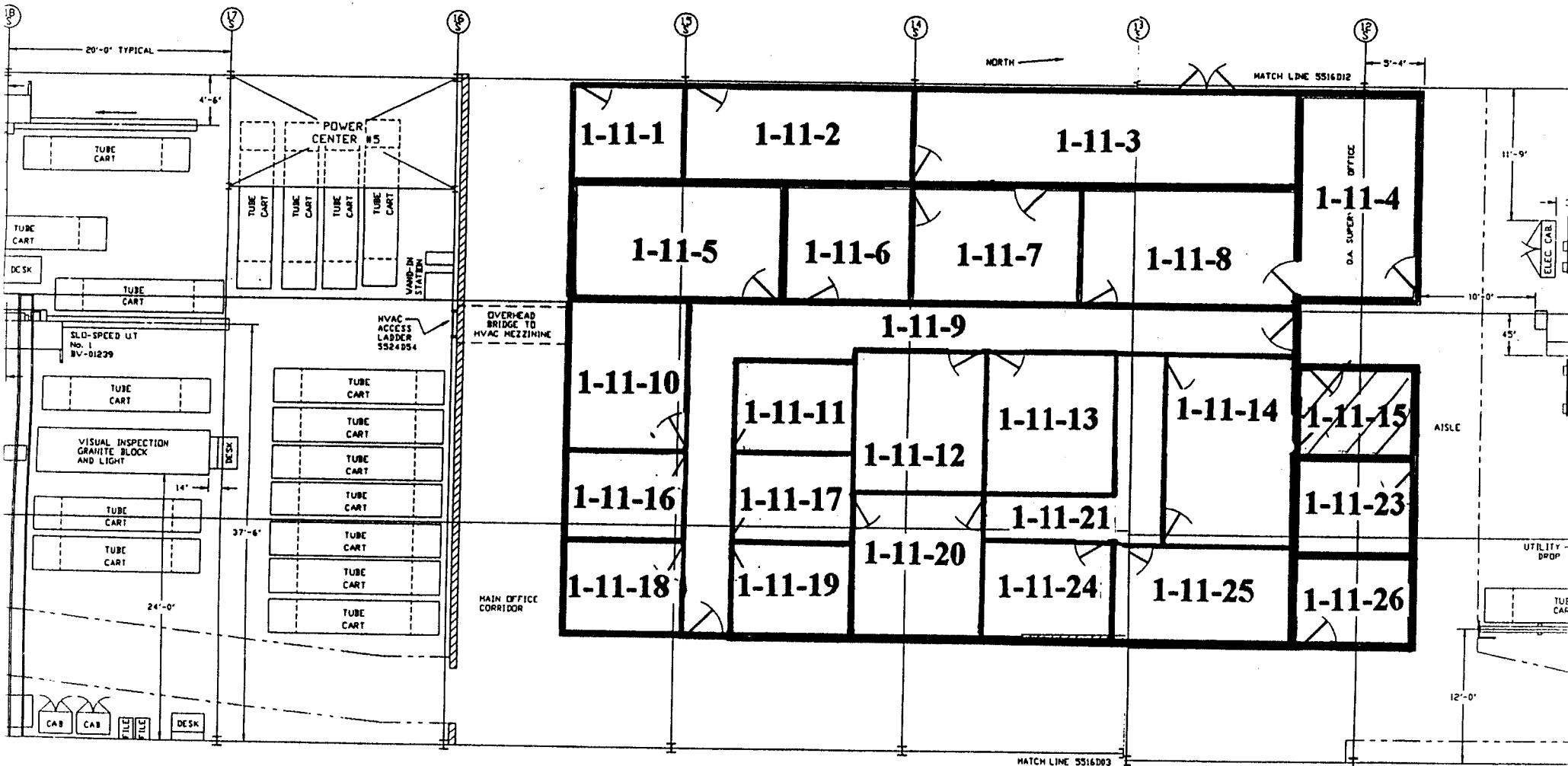
UNIT: 1-11-15

SN:

DATE: 3-16-95

BY: JT

BAY 2 MAIN BUILDING
MID BAY PRODUCTION OFFICE
(UNIT 1-11)



Blairsville Point Survey Form #003

Survey Serial #: **01-291**

Survey Section: **1**

Survey Unit: **11**

Survey Sub-unit: **16**

Classification: **4**

Survey Type: **LOWER**

Survey Date: **3/16/95**

Count Date: **~~3/16/95~~**
N/A JN

Alpha Survey Instruments				
Inst.	Inst.		Corr.	Bkg.
S/N	Code	Eff. %	Fac.	CPM

Beta Survey Instruments				
Inst.	Inst.		Corr.	Bkg.
S/N	Code	Eff. %	Fac.	CPM

Gamma or Beta/Gamma Instruments			
Inst.	Inst.		Detection
S/N	Code	Bkg.	Type
234	23	6	Gamma

Alpha Counting Instruments				
Inst.	Inst.		Corr.	Bkg.
S/N	Code	Eff. %	Fac.	CPM

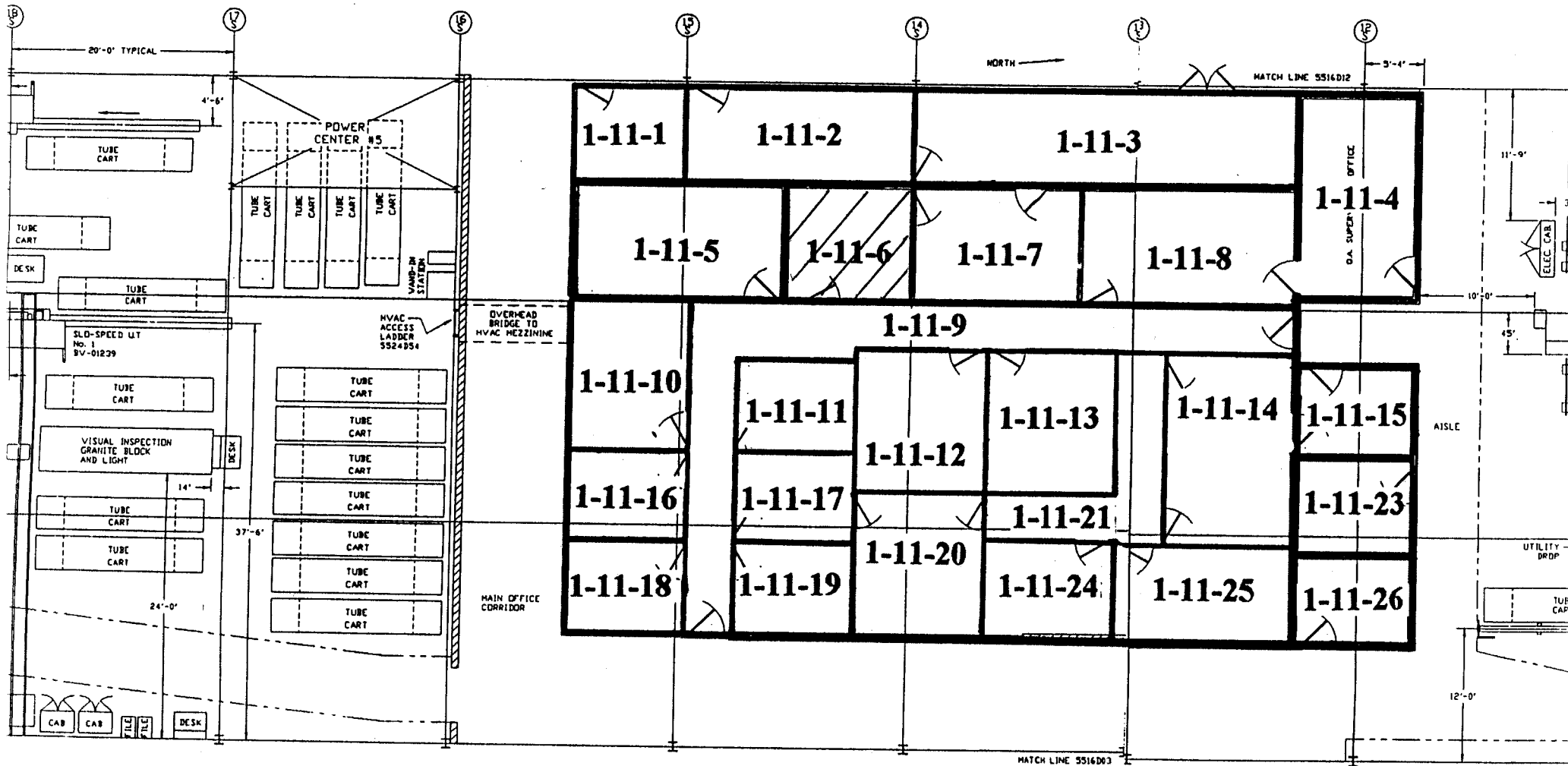
Beta Counting Instruments				
Inst.	Inst.		Corr.	Bkg.
S/N	Code	Eff. %	Fac.	CPM

Surveyor: **V. TAYLOR**
Signature: *V. Taylor*

Surface Description	Coordinates		Gamma at 1m	Gamma Inst.	Beta/Gamma Contact	Beta/Gamma Code	Contact Gross 1 min. Count	Alpha Inst. Code	Contact Gross 1 min. Count	Beta Inst. Code	Scan Contact Gross CPM		Removable DPM/100 cm2	Alpha Count Code	Removable DPM/100 cm2	Beta Count Code	Comments
	X	Y	uR/hr	Code	mR/hr	Code	Alpha	Beta	Code	Code	Max Beta	Avg Beta	Alpha	Code	Beta	Code	
TILE FLOOR	1	-1	6	23	N/A	N/A	N/A	N/A	N/A	N/A	N/A	N/A	N/A	2	3	N/A	

UNIT: 1-11-16
 SN:
 DATE: 3-16-95
 BY: VT

BAY 2 MAIN BUILDING
 MID BAY PRODUCTION OFFICE
 (UNIT 1-11)



Blairsville Point survey Form #003

Survey Serial #:	01-292
Survey Section:	1
Survey Unit:	11
Survey Sub-unit:	17

Alpha Survey Instruments				
Inst. S/N	Inst. Code	Eff. %	Corr. Fac.	Bkg. CPM

Beta Survey Instruments				
Inst. S/N	Inst. Code	Eff. %	Corr. Fac.	Bkg. CPM


Gamma or Beta/Gamma Instruments			
Inst. S/N	Inst. Code	Bkg.	Detection Type
234	23	5	Gamma

Classification:	4
Survey Type:	LOWER

Alpha Counting Instruments				
Inst. S/N	Inst. Code	Eff. %	Corr. Fac.	Bkg. CPM

Beta Counting Instruments				
Inst. S/N	Inst. Code	Eff. %	Corr. Fac.	Bkg. CPM

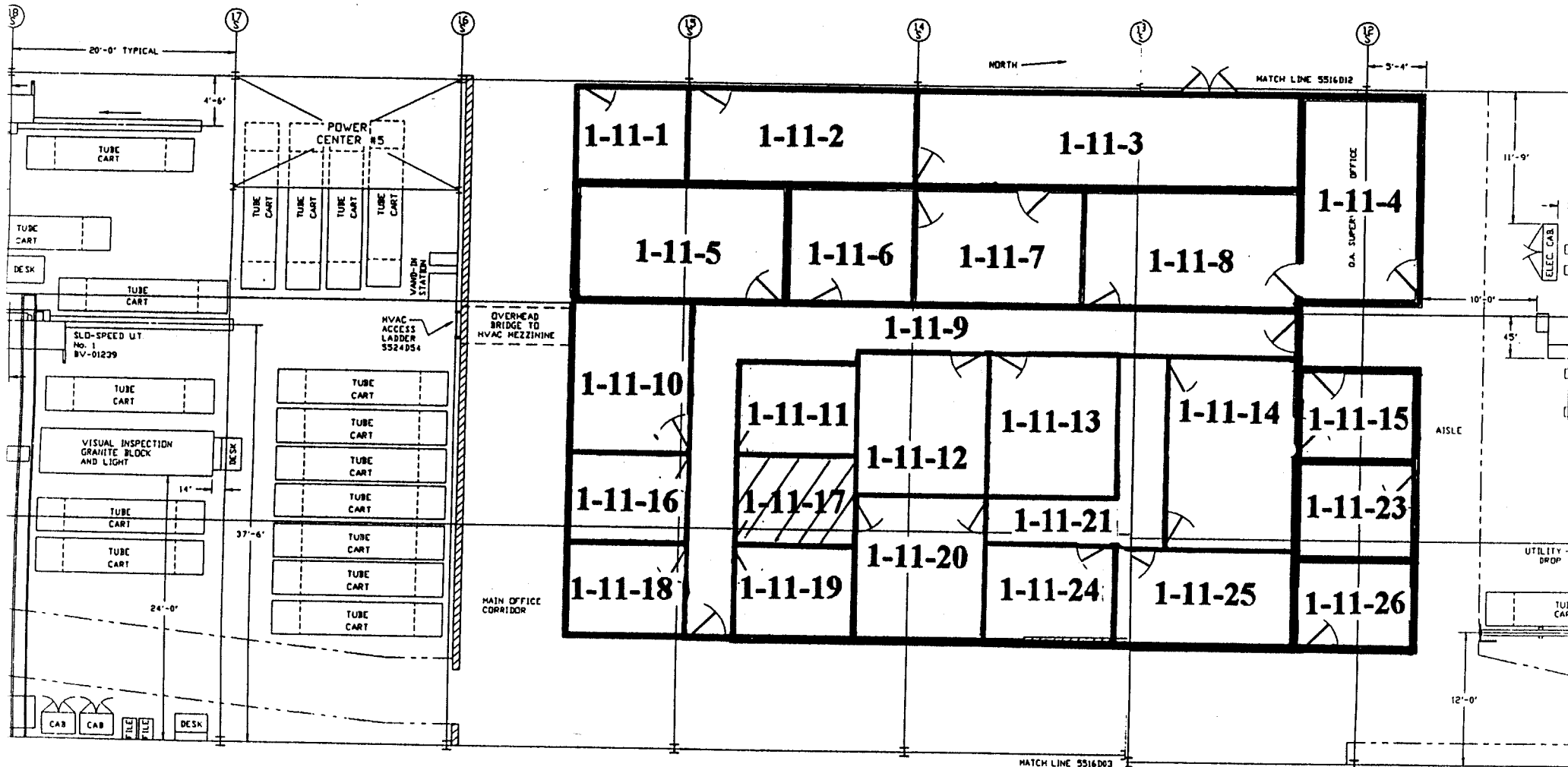
Survey Date:	3/16/95
Count Date:	3/16/95 N/A JM

Surveyor:	V. TAYLOR
Signature:	

Surface Description	Coordinates		Gamma at 1m uR/hr	Gamma Inst. Code	Beta/Gamma Contact mR/hr	Beta/Gamma Code	Contact Gross 1 min. Count Alpha	Alpha Inst. Code	Contact Gross 1 min. Count Beta	Beta Inst. Code	Scan Contact Gross CPM		Removable DPM/100 cm2 Alpha	Alpha Count Code	Removable DPM/100 cm2 Beta	Beta Count Code	Comments
	X	Y									Max Beta	Avg Beta					
TILE FLOOR	1.5	-1	5	23	N/A	N/A	N/A	N/A	N/A	N/A	N/A	N/A	2		3	N/A	
TILE FLOOR	1.5	-2	5	23	N/A	N/A	N/A	N/A	N/A	N/A	N/A	N/A	2		3	N/A	

UNIT: 1-11-17
 SN:
 DATE: 3-16-95
 BY: DT

BAY 2 MAIN BUILDING
 MID BAY PRODUCTION OFFICE
 (UNIT 1-11)



Blairsville Point Survey Form #003

Survey Serial #: 01-293

Survey Section: 1

Survey Unit: 11

Survey Sub-unit: 18

Classification: 4

Survey Type: LOWER

Survey Date: 3/16/95

Count Date: 3/16/95

Alpha Survey Instruments				
Inst. S/N	Inst. Code	Eff. %	Corr. Fac.	Bkg. CPM

Beta Survey Instruments				
Inst. S/N	Inst. Code	Eff. %	Corr. Fac.	Bkg. CPM

Gamma or Beta/Gamma Instruments			
Inst. S/N	Inst. Code	Bkg. CPM	Detection Type
234	23	6	Gamma

Alpha Counting Instruments				
Inst. S/N	Inst. Code	Eff. %	Corr. Fac.	Bkg. CPM

Beta Counting Instruments				
Inst. S/N	Inst. Code	Eff. %	Corr. Fac.	Bkg. CPM

Surveyor: V. TAYLOR
 Signature: *V. Taylor*

Surface Description	Coordinates		Gamma at 1m	Gamma Inst.	Beta/Gamma Contact	Beta/Gamma Code	Contact Gross 1 min. Count	Alpha Inst. Code	Contact Gross 1 min. Count	Beta Inst. Code	Scan Contact Gross CPM		Removable DPM/100 cm2	Alpha Count Code	Removable DPM/100 cm2	Beta Count Code	Comments
	X	Y	uR/hr	Code	mR/hr	Code	Alpha	Beta	Code	Code	Max Beta	Avg Beta	Alpha	Code	Beta	Code	
TILE FLOOR	1	-1	6	23	N/A	N/A	N/A	N/A	N/A	N/A	N/A	N/A	N/A	2		3	N/A

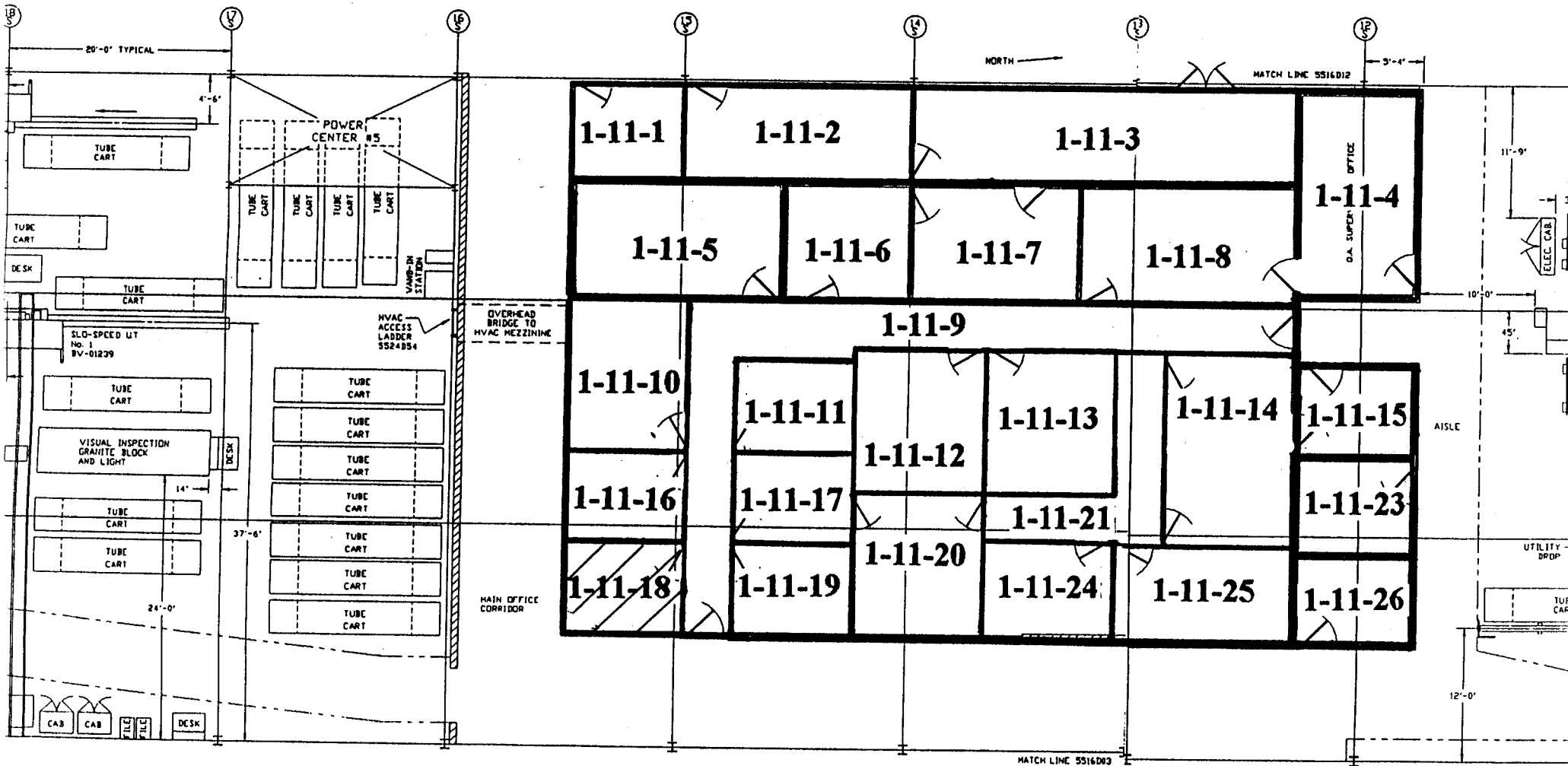
UNIT: 1-11-18

SN:

DATE: 3-16-95

BY: VT

BAY 2 MAIN BUILDING
MID BAY PRODUCTION OFFICE
(UNIT 1-11)



Blairsville Point Survey Form #003

Survey Serial #:	01-294
Survey Section:	1
Survey Unit:	11
Survey Sub-unit:	19

Alpha Survey Instruments				
Inst. S/N	Inst. Code	Eff. %	Corr. Fac.	Bkg. CPM

Beta Survey Instruments				
Inst. S/N	Inst. Code	Eff. %	Corr. Fac.	Bkg. CPM


Gamma or Beta/Gamma Instruments			
Inst. S/N	Inst. Code	Bkg.	Detection Type
234	23	5	Gamma

Classification:	4
Survey Type:	LOWER

Alpha Counting Instruments				
Inst. S/N	Inst. Code	Eff. %	Corr. Fac.	Bkg. CPM

Beta Counting Instruments				
Inst. S/N	Inst. Code	Eff. %	Corr. Fac.	Bkg. CPM

Survey Date:	3/16/95
Count Date:	3/16/95

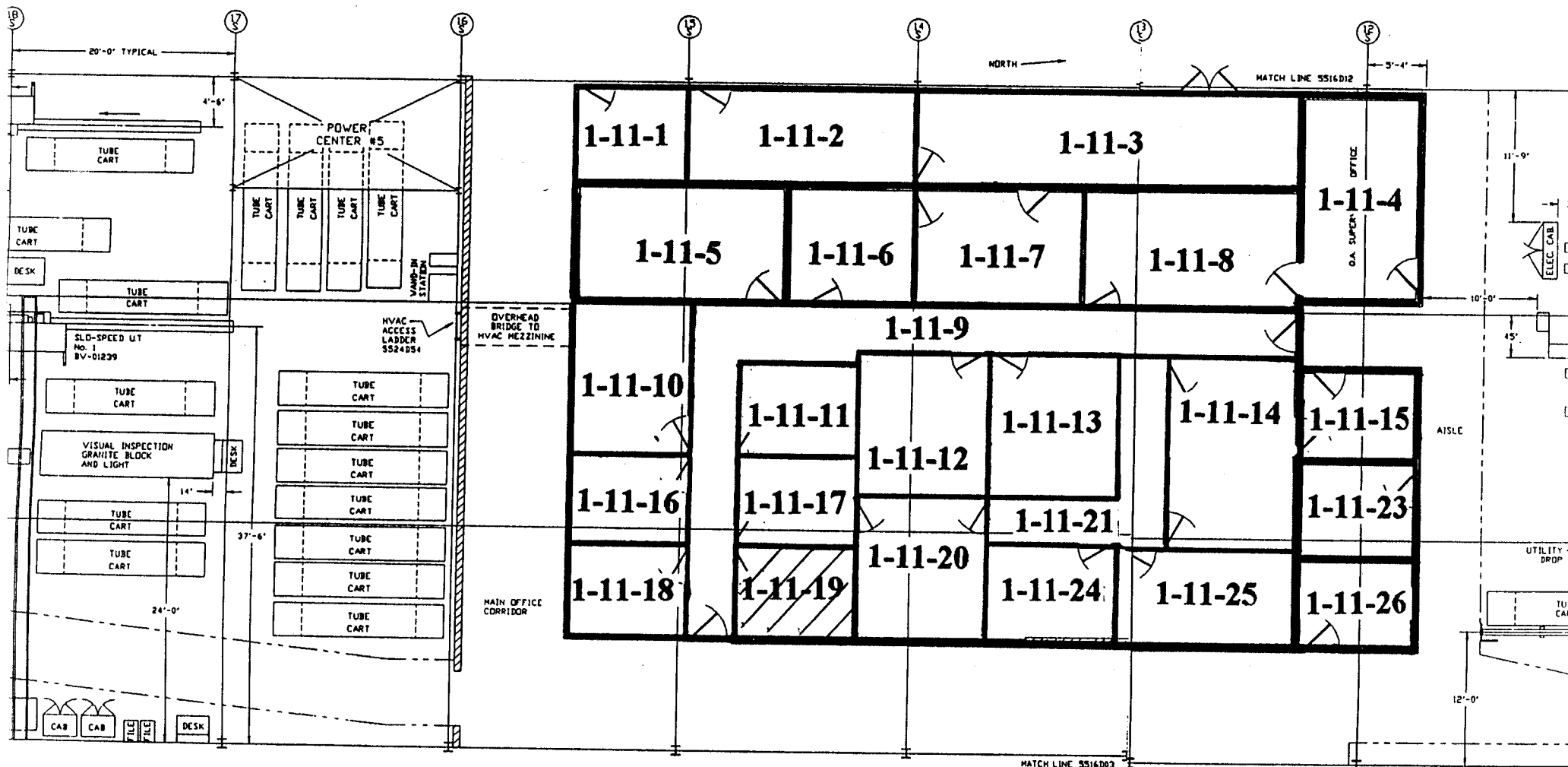
Surveyor:	V. TAYLOR
Signature:	

N/A JMS

Surface Description	Coordinates		Gamma at 1m	Gamma Inst.	Beta/Gamma Contact	Beta/Gamma Code	Contact Gross 1 min. Count	Alpha Inst. Code	Contact Gross 1 min. Count	Beta Inst. Code	Scan Contact Gross CPM		Removable DPM/100 cm2	Alpha Count	Removable DPM/100 cm2	Beta Count	Comments	
	X	Y	uR/hr	Code	mR/hr	Code	Alpha	Beta	Code	Code	Max Beta	Avg Beta	Alpha	Code	Beta	Code		
TILE FLOOR	1	-2	5	23	N/A	N/A	N/A	N/A	N/A	N/A	N/A	N/A	N/A	2		3	N/A	

CAD: 1-11-19
 SIN:
 DATE: 3-16-95
 BY: VT

BAY 2 MAIN BUILDING
MID BAY PRODUCTION OFFICE
 (UNIT 1-11)



Blairsville Point Survey Form #003

Survey Serial #:	01-295
Survey Section:	1
Survey Unit:	11
Survey Sub-unit:	20

Alpha Survey Instruments				
Inst. S/N	Inst. Code	Eff. %	Corr. Fac.	Bkg. CPM

Beta Survey Instruments				
Inst. S/N	Inst. Code	Eff. %	Corr. Fac.	Bkg. CPM


Gamma or Beta/Gamma Instruments			
Inst. S/N	Inst. Code	Bkg.	Detection Type
234	23	5	Gamma

Classification:	4
Survey Type:	LOWER

Alpha Counting Instruments				
Inst. S/N	Inst. Code	Eff. %	Corr. Fac.	Bkg. CPM

Beta Counting Instruments				
Inst. S/N	Inst. Code	Eff. %	Corr. Fac.	Bkg. CPM

Survey Date:	3/16/95
Count Date:	3/16/95

Surveyor:	V. TAYLOR
Signature:	

N/A JMS

Surface Description	Coordinates		Gamma at 1m	Gamma Inst.	Beta/Gamma Contact	Beta/Gamma Code	Contact Gross 1 min. Count	Alpha Inst. Code	Contact Gross 1 min. Count	Beta Inst. Code	Scan Contact Gross CPM		Removable DPM/100 cm2	Alpha Count	Removable DPM/100 cm2	Beta Count	Comments
	X	Y	uR/hr	Code	mR/hr	Code	Alpha	Beta	Code	Code	Max Beta	Avg Beta	Alpha	Code	Beta	Code	
TILE FLOOR	2	-1.5	5	23	N/A	N/A	N/A	N/A	N/A	N/A	N/A	N/A	N/A	2	3	N/A	

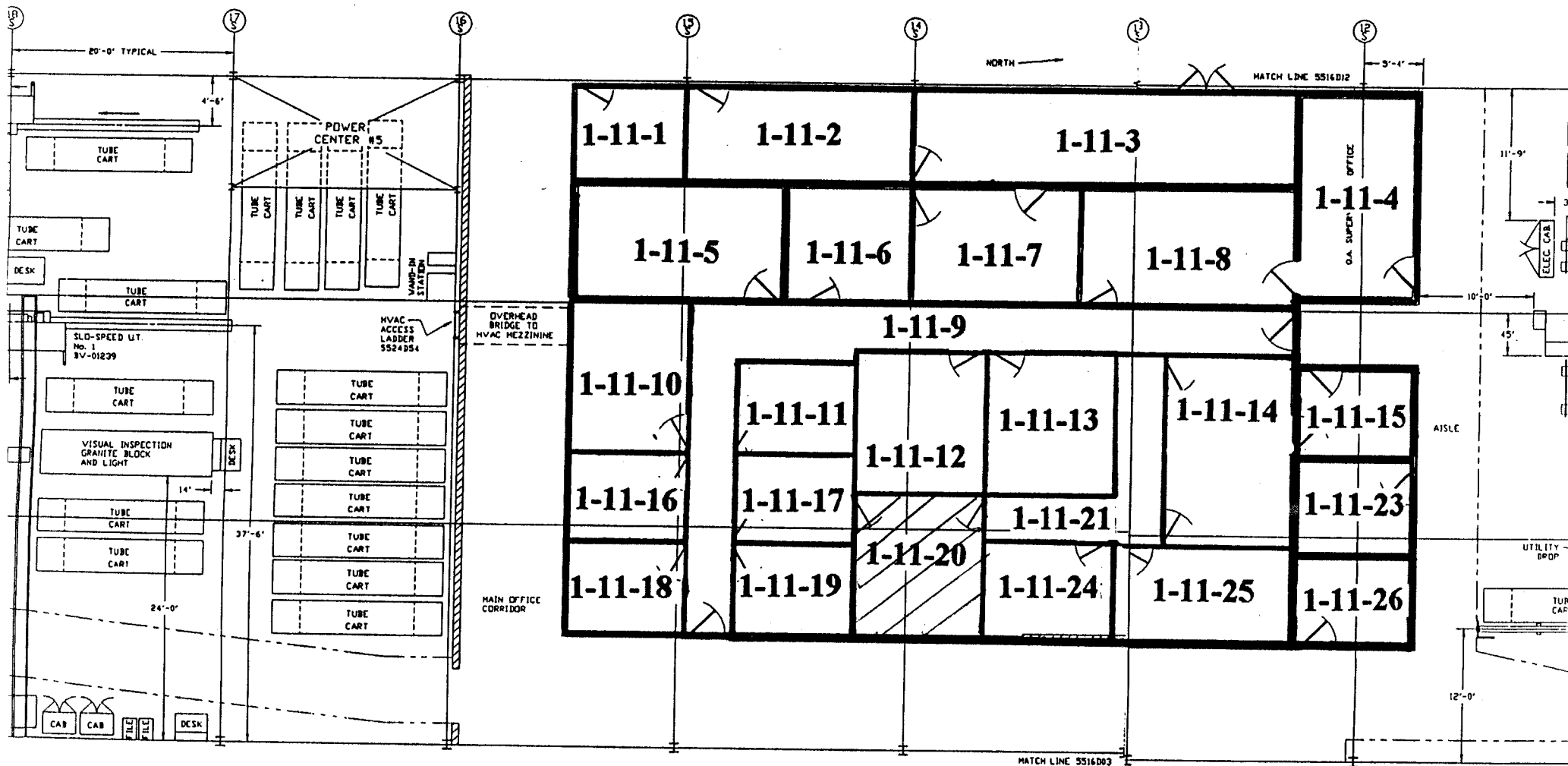
UNIT 1-11-20

SN:

DATE: 3-16-95

BY: VT

BAY 2 MAIN BUILDING
MID BAY PRODUCTION OFFICE
(UNIT 1-11)



5516D08 REV 14

Blairsville Point Survey Form #003

Survey Serial #: 01-296

Survey Section: 1

Survey Unit: 11

Survey Sub-unit: 21

Classification: 4

Survey Type: LOWER

Survey Date: 3/16/95

Count Date: ~~3/18/95~~
NA JMS

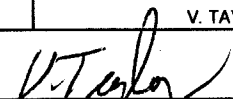
Alpha Survey Instruments				
Inst.	Inst.		Corr.	Bkg.
S/N	Code	Eff. %	Fac.	CPM

Beta Survey Instruments				
Inst.	Inst.		Corr.	Bkg.
S/N	Code	Eff. %	Fac.	CPM

Gamma or Beta/Gamma Instruments			
Inst.	Inst.		Detection
S/N	Code	Bkg.	Type
234	23	5	Gamma

Alpha Counting Instruments				
Inst.	Inst.		Corr.	Bkg.
S/N	Code	Eff. %	Fac.	CPM

Beta Counting Instruments				
Inst.	Inst.		Corr.	Bkg.
S/N	Code	Eff. %	Fac.	CPM

Surveyor: V. TAYLOR
Signature: 

Surface Description	Coordinates		Gamma at 1m	Gamma Inst.	Beta/Gamma Contact	Beta/Gamma	Contact Gross 1 min. Count	Alpha Inst.	Contact Gross 1 min. Count	Beta Inst.	Scan Contact Gross CPM		Removable DPM/100 cm2	Alpha Count	Removable DPM/100 cm2	Beta Count	Comments
	X	Y	uR/hr	Code	mR/hr	Code	Alpha	Beta	Code	Code	Max Beta	Avg Beta	Alpha	Beta	Code		
TILE FLOOR	2	-0.5	5	23	N/A	N/A	N/A	N/A	N/A	N/A	N/A	N/A	2	2	3	N/A	
TILE FLOOR	4.5	-0.5	5	23	N/A	N/A	N/A	N/A	N/A	N/A	N/A	N/A	2	2	3	N/A	
TILE FLOOR	4.5	-3	5	23	N/A	N/A	N/A	N/A	N/A	N/A	N/A	N/A	2	2	3	N/A	

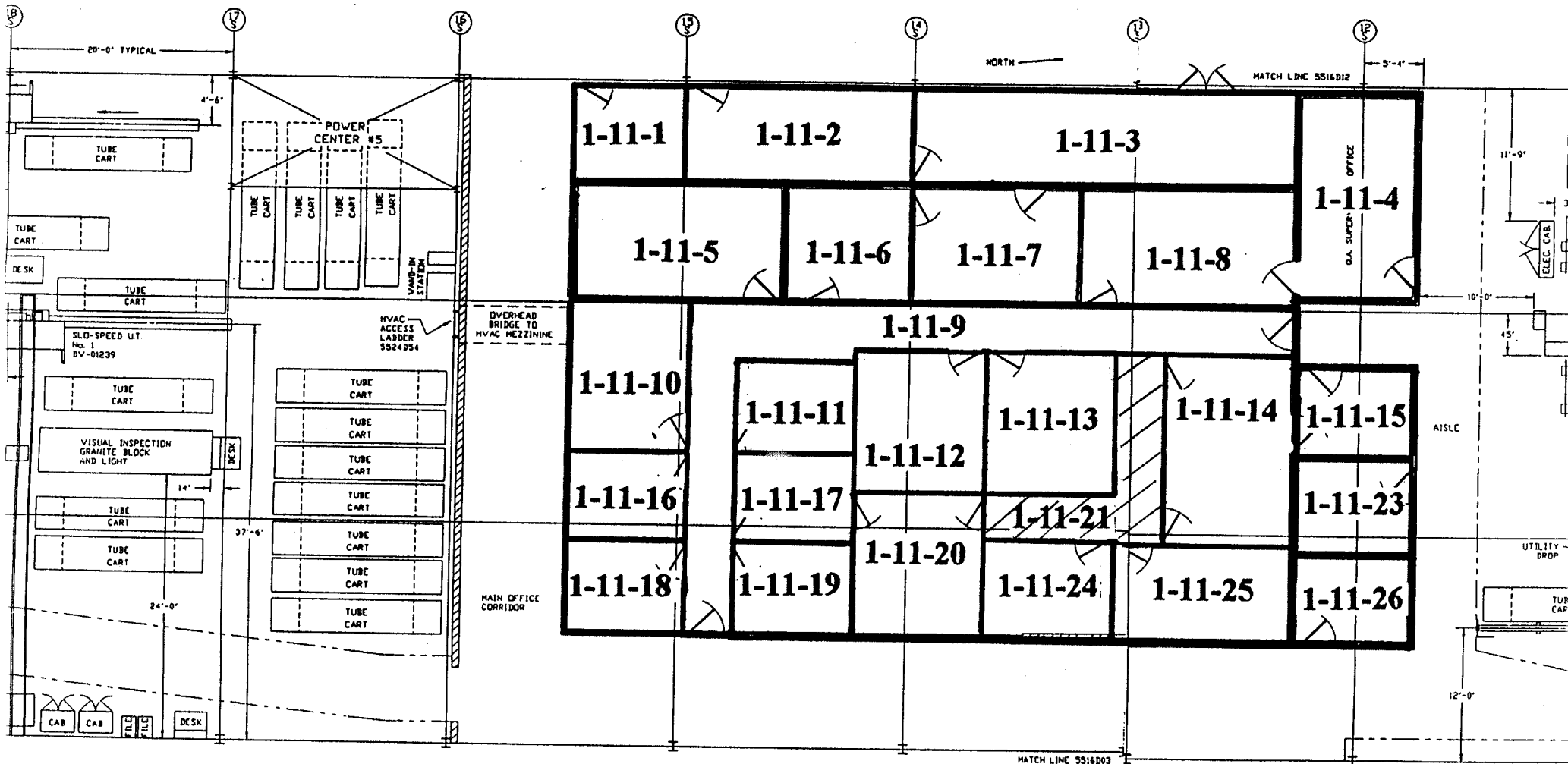
UNIT: 1-11-21

S.N.:

DATE: 3-16-95

BY: VT

BAY 2 MAIN BUILDING
MID BAY PRODUCTION OFFICE
(UNIT 1-11)



5516D08 REV 14

Blairsville Point survey Form #003

Survey Serial #:	01-297
Survey Section:	1
Survey Unit:	11
Survey Sub-unit:	23

Alpha Survey Instruments				
Inst. S/N	Inst. Code	Eff. %	Corr. Fac.	Bkg. CPM

Beta Survey Instruments				
Inst. S/N	Inst. Code	Eff. %	Corr. Fac.	Bkg. CPM


Gamma or Beta/Gamma Instruments			
Inst. S/N	Inst. Code	Bkg.	Detection Type
234	23	5	Gamma

Classification:	4
Survey Type:	LOWER

Alpha Counting Instruments				
Inst. S/N	Inst. Code	Eff. %	Corr. Fac.	Bkg. CPM

Beta Counting Instruments				
Inst. S/N	Inst. Code	Eff. %	Corr. Fac.	Bkg. CPM

Survey Date:	3/16/95
Count Date:	3/16/95

Surveyor:	V. TAYLOR
Signature:	

M/A - JM

Surface Description	Coordinates		Gamma at 1m	Gamma Inst.	Beta/Gamma Contact	Beta/Gamma Code	Contact Gross 1 min. Count	Alpha Inst. Code	Contact Gross 1 min. Count	Beta Inst. Code	Scan Contact Gross CPM		Removable DPM/100 cm2	Alpha Count Code	Removable DPM/100 cm2	Beta Count Code	Comments
	X	Y	uR/hr	Code	mR/hr	Code	Alpha	Beta	Code	Code	Max Beta	Avg Beta	Alpha	Code	Beta	Code	
TILE FLOOR	1	-1	5	23	N/A	N/A	N/A	N/A	N/A	N/A	N/A	N/A	N/A	2	3	N/A	

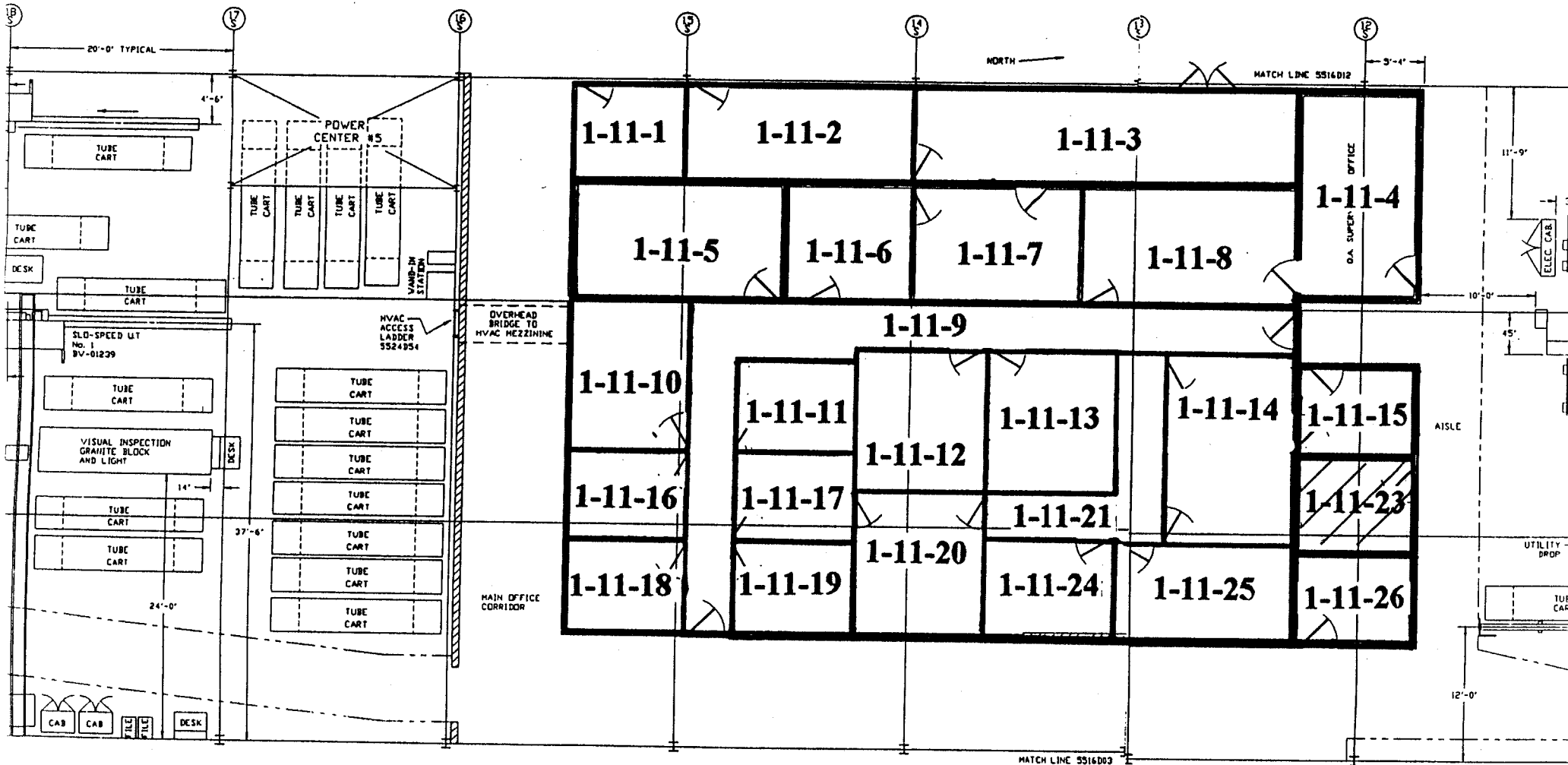
UNIT: 1-11-23

S/N:

DATE: 3-16-95

BY: VT

BAY 2 MAIN BUILDING
MID BAY PRODUCTION OFFICE
(UNIT 1-11)



Blairsville Point Survey Form #003

Survey Serial #:	01-298
Survey Section:	1
Survey Unit:	11
Survey Sub-unit:	24

Alpha Survey Instruments				
Inst. S/N	Inst. Code	Eff. %	Corr. Fac.	Bkg. CPM

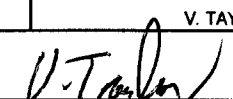
Beta Survey Instruments				
Inst. S/N	Inst. Code	Eff. %	Corr. Fac.	Bkg. CPM

Gamma or Beta/Gamma Instruments			
Inst. S/N	Inst. Code	Bkg.	Detection Type
234	23	5	Gamma

Classification:	4
Survey Type:	LOWER
Survey Date:	3/16/95
Count Date:	3/16/95

Alpha Counting Instruments				
Inst. S/N	Inst. Code	Eff. %	Corr. Fac.	Bkg. CPM

Beta Counting Instruments				
Inst. S/N	Inst. Code	Eff. %	Corr. Fac.	Bkg. CPM

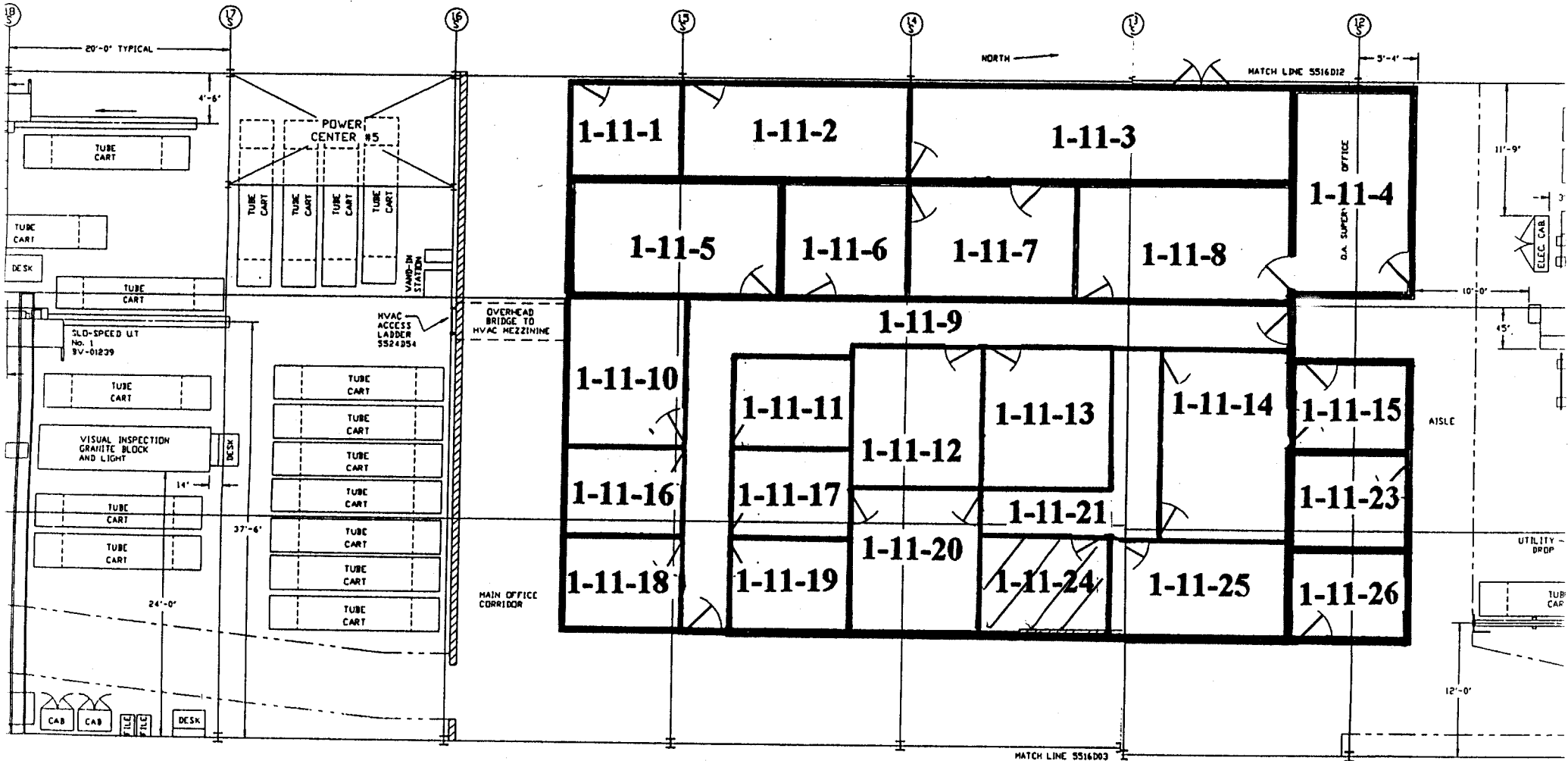
Surveyor:	V. TAYLOR
Signature:	

N/A (TU)

Surface Description	Coordinates		Gamma at 1m	Gamma Inst.	Beta/Gamma Contact	Beta/Gamma	Contact Gross 1 min. Count	Alpha Inst.	Contact Gross 1 min. Count	Beta Inst.	Scan Contact Gross CPM		Removable DPM/100 cm2	Alpha Count	Removable DPM/100 cm2	Beta Count	Comments
	X	Y	uR/hr	Code	mR/hr	Code	Alpha	Code	Beta	Code	Max Beta	Avg Beta	Alpha	Code	Beta	Code	
TILE FLOOR	1	-2	5	23	N/A	N/A	N/A	N/A	N/A	N/A	N/A	N/A	2	2	3	N/A	
TILE FLOOR	1	-1	5	23	N/A	N/A	N/A	N/A	N/A	N/A	N/A	N/A	2	2	3	N/A	

UNITS: 1-11-24
 SN: 06298
 DATE: 3-16-95
 BY: VT

BAY 2 MAIN BUILDING
MID BAY PRODUCTION OFFICE
 (UNIT 1-11)



Blairsville Point survey Form #003

Survey Serial #: 01-299

Survey Section: 1

Survey Unit: 11

Survey Sub-unit: 25

Classification: 4

Survey Type: LOWER

Survey Date: 3/16/95

Count Date: ~~3/16/95~~
N/A Jill

Alpha Survey Instruments				
Inst. S/N	Inst. Code	Eff. %	Corr. Fac.	Bkg. CPM

Beta Survey Instruments				
Inst. S/N	Inst. Code	Eff. %	Corr. Fac.	Bkg. CPM

Gamma or Beta/Gamma Instruments			
Inst. S/N	Inst. Code	Bkg.	Detection Type
234	23	5	Gamma

Alpha Counting Instruments				
Inst. S/N	Inst. Code	Eff. %	Corr. Fac.	Bkg. CPM

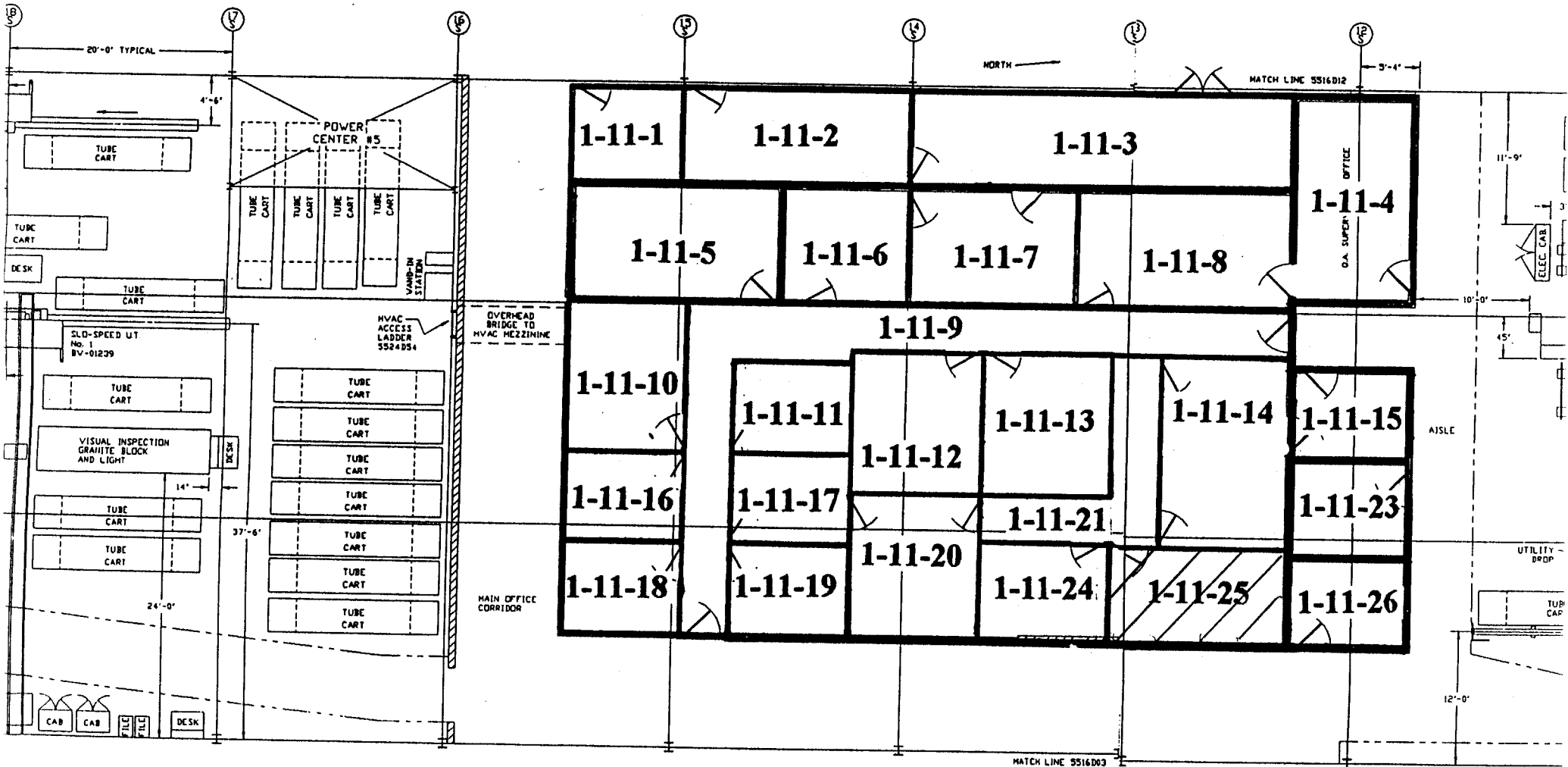
Beta Counting Instruments				
Inst. S/N	Inst. Code	Eff. %	Corr. Fac.	Bkg. CPM

Surveyor: V. TAYLOR
Signature: *V. Taylor*

Surface Description	Coordinates		Gamma at 1m	Gamma Inst.	Beta/Gamma Contact	Beta/Gamma Code	Contact Gross 1 min. Count	Alpha Inst.	Contact Gross 1 min. Count	Beta Inst.	Scan Contact Gross CPM		Removable DPM/100 cm2	Alpha Count	Removable DPM/100 cm2	Beta Count	Comments
	X	Y	uR/hr	Code	mR/hr	Code	Alpha	Code	Beta	Code	Max Beta	Avg Beta	Alpha	Code	Beta	Code	
TILE FLOOR	1	-2	5	23	N/A	N/A	N/A	N/A	N/A	N/A	N/A	N/A	2	2	3	N/A	
TILE FLOOR	1	-4	5	23	N/A	N/A	N/A	N/A	N/A	N/A	N/A	N/A	2	2	3	N/A	

UNIT: 1-11-25
 SN: 01299
 DATE: 3-16-95
 BY: VT

BAY 2 MAIN BUILDING
 MID BAY PRODUCTION OFFICE
 (UNIT 1-11)



Blairsville Point survey Form #003

Survey Serial #:	01-300
------------------	--------

Survey Section:	1
Survey Unit:	11
Survey Sub-unit:	26

Classification:	4
Survey Type:	LOWER

Survey Date:	3/16/95
Count Date:	3/16/95

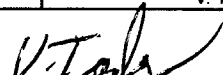
Alpha Survey Instruments				
Inst. S/N	Inst. Code	Eff. %	Corr. Fac.	Bkg. CPM

Beta Survey Instruments				
Inst. S/N	Inst. Code	Eff. %	Corr. Fac.	Bkg. CPM

Alpha Counting Instruments				
Inst. S/N	Inst. Code	Eff. %	Corr. Fac.	Bkg. CPM

Beta Counting Instruments				
Inst. S/N	Inst. Code	Eff. %	Corr. Fac.	Bkg. CPM

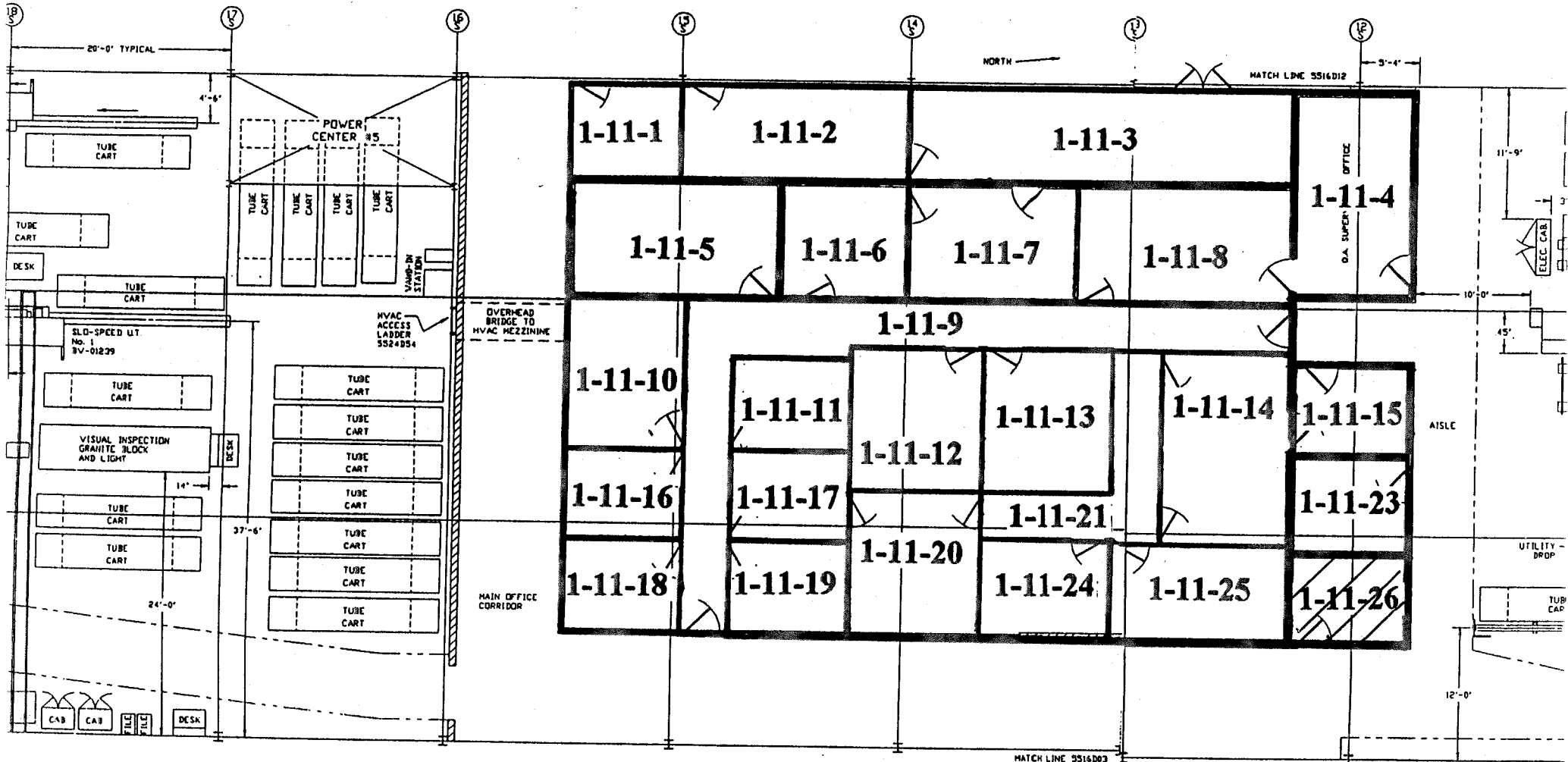
Gamma or Beta/Gamma Instruments			
Inst. S/N	Inst. Code	Bkg.	Detection Type
234	23	6	Gamma

Surveyor:	V. TAYLOR
Signature:	

Surface Description	Coordinates		Gamma at 1m uR/hr	Gamma Inst. Code	Beta/Gamma Contact mR/hr	Beta/Gamma Code	Contact Gross 1 min. Count Alpha	Alpha Inst. Code	Contact Gross 1 min. Count Beta	Beta Inst. Code	Scan Contact Gross CPM		Removable DPM/100 cm2 Alpha	Alpha Count Code	Removable DPM/100 cm2 Beta	Beta Count Code	Comments
	X	Y									Max Beta	Avg Beta					
TILE FLOOR	1.5	-2	6	23	N/A	N/A	N/A	N/A	N/A	N/A	N/A	N/A	2	2	3	N/A	

L JIT: 1-11-26
 SN: 01-296
 DATE: 3-16-95
 BY: VT

BAY 2 MAIN BUILDING
MID BAY PRODUCTION OFFICE
 (UNIT 1-11)



**DIAGRAMS AND DATA SHEETS
FOR RADIOLOGICAL SURVEYS OF BUILDINGS**

JULY 20, 2000

VOLUME 5 OF 7

**WESTINGHOUSE ELECTRIC CORPORATION
BLAIRSVILLE, PA**

REPORT #003

**DIAGRAMS AND DATA SHEETS
FOR RADIOLOGICAL SURVEYS OF BUILDINGS**

TABLE OF CONTENTS

	<u>Page Number</u>
Purpose	1
Scope	1
Discussion	1
Appendix A: Site Diagrams	
Appendix B: Survey Unit 1 Diagrams	
Appendix C: Survey Unit 2 Diagrams	
Appendix D: Survey Unit 3 Diagrams	
Appendix E: Survey Unit 4 Diagrams	
Appendix F: Original Radiological Survey Data Sheets Building 1	
Appendix G: Original Radiological Survey Data Sheets Building 2	
Appendix H: Original Radiological Survey Data Sheets Building 3	
Appendix I: Original Radiological Survey Data Sheets Building 4	

DIAGRAMS AND DATA SHEETS FOR RADIOLOGICAL SURVEYS OF BUILDINGS

Purpose

The Westinghouse Blairsville Site utilized nuclear materials during the period of the mid to late 1950's to the early part of the 1960's. Work was performed both under licenses with the atomic Energy Commission and for the Bettis Atomic Power Laboratory. Although all work ceased during the 1960's, subsequent radiological surveys and investigations, starting in 1993, established that some residual radioactivity, primarily in underground piping and subsurface soil contamination, existed on the site. During the period of 1993 through the present, additional remediation work and radiological surveys have been conducted to establish that the site can be released for unrestricted use. This series of reports documents the results of the final status radiological surveys subsequent to the various remediation efforts.

Scope

This report compiles all of the building diagrams, both site maps and individual survey section maps. Also included are all of the original radiological survey data sheets used in the final unconditional building release analysis.

Discussion

Blairsville site diagrams included in Appendix A, give an overall view of the structures and some of the internals relevant to the overall report. The building internals in this appendix give an equipment layout of the office areas in Building 1. Also included is an example survey sample grid, applied to Building 1, following the procedure found in Report #006. Finally, a site-sectioning diagram showing the survey sections and units is provided.

Appendices B, C, D, and E include all sub-unit diagrams for survey units 1, 2, 3, and 4 respectively. These diagrams are sorted in consecutive order within each appendix. Appendices F, G, H, and I contain the original radiological survey data sheets for buildings 1, 2, 3, and 4 respectively. These appendices are arranged in consecutive order per the survey serial numbers and each contains the "Blairsville Point Survey Form #003". Many surveys also contain a "LB5100-W Low Background Counting System – Smear Analysis" printout, and/or a respective location diagram.

**DIAGRAMS AND DATA SHEETS
FOR RADIOLOGICAL SURVEYS OF BUILDINGS**

List of Volume Contents

<u>Vol.</u>	<u>Appendix</u>	<u>Contents</u>
1.	Appendix A:	Site Diagrams
	Appendix B:	Survey Unit 1 Diagrams
	Appendix C:	Survey Unit 2 Diagrams
	Appendix D:	Survey Unit 3 Diagrams
	Appendix E:	Survey Unit 4 Diagrams
2.	Appendix F:	Data Sheets for Building 1, Survey Serial #: 001-100
3.	Appendix F:	Data Sheets for Building 1, Survey Serial #: 101-200
4.	Appendix F:	Data Sheets for Building 1, Survey Serial #: 201-300
5.	Appendix F:	Data Sheets for Building 1, Survey Serial #: 301-400
6.	Appendix F:	Data Sheets for Building 1, Survey Serial #: 401-486
7.	Appendix G:	Data Sheets for Building 2, Survey Serial #: 001-057
	Appendix H:	Data Sheets for Building 3, Survey Serial #: 001-028
	Appendix I:	Data Sheets for Building 4, Survey Serial #: 001-018

APPENDIX B

SURVEY UNIT 1 DIAGRAMS

Blairsville Point Survey Form #003

Survey Serial #:	01-301
Survey Section:	1
Survey Unit:	4
Survey Sub-unit:	3

Alpha Survey Instruments				
Inst. S/N	Inst. Code	Eff. %	Corr. Fac.	Bkg. CPM
1588	8	20.3	4.93	0


Beta Survey Instruments				
Inst. S/N	Inst. Code	Eff. %	Corr. Fac.	Bkg. CPM
1595	12	32.4	3.09	300

Gamma or Beta/Gamma Instruments			
Inst. S/N	Inst. Code	Bkg.	Detection Type

Classification:	4
Survey Type:	UPPER

Alpha Counting Instruments				
Inst. S/N	Inst. Code	Eff. %	Corr. Fac.	Bkg. CPM
13295	2	33.37	3.00	0.25

Beta Counting Instruments				
Inst. S/N	Inst. Code	Eff. %	Corr. Fac.	Bkg. CPM
13295	3	37.06	2.70	1.88

Surveyor:	V. TAYLOR/ C. VERGARI
Signature:	

Survey Date:	3/20/95
Count Date:	6/5/95

Surface Description	Coordinates		Gamma at 1m uR/hr	Gamma Inst. Code	Beta/Gamma Contact mR/hr	Beta/Gamma Code	Contact Gross 1 min. Count Alpha	Alpha Inst. Code	Contact Gross 1 min. Count Beta	Beta Inst. Code	Scan Contact Gross CPM		Removable DPM/100 cm2 Alpha	Alpha Count Code	Removable DPM/100 cm2 Beta	Beta Count Code	Comments
	X	Y									Max Beta	Avg Beta					
	PAINTED STEEL	1									-1	N/A					
PAINTED STEEL	2	-2	N/A	N/A	N/A	N/A	1	8	295	12	437	330	-0.74	2	-3.71	3	CEILING

LB5100-W Low Background Counting System – Smear Analysis

Date: 6/5/95
 Counting Unit id: 1
 Data file name: C:\LBXL\UNIT1\B01-301.XLD
 Batch Ended: 6/5/95 10:34
 Crosstalk Correction: Not Applied

Alpha activity action level (DPM): 20.00
 Beta activity action level (DPM): 200.00
 Certainty level for MDA and flags: 95.00%
 High Voltage Setting: 1410

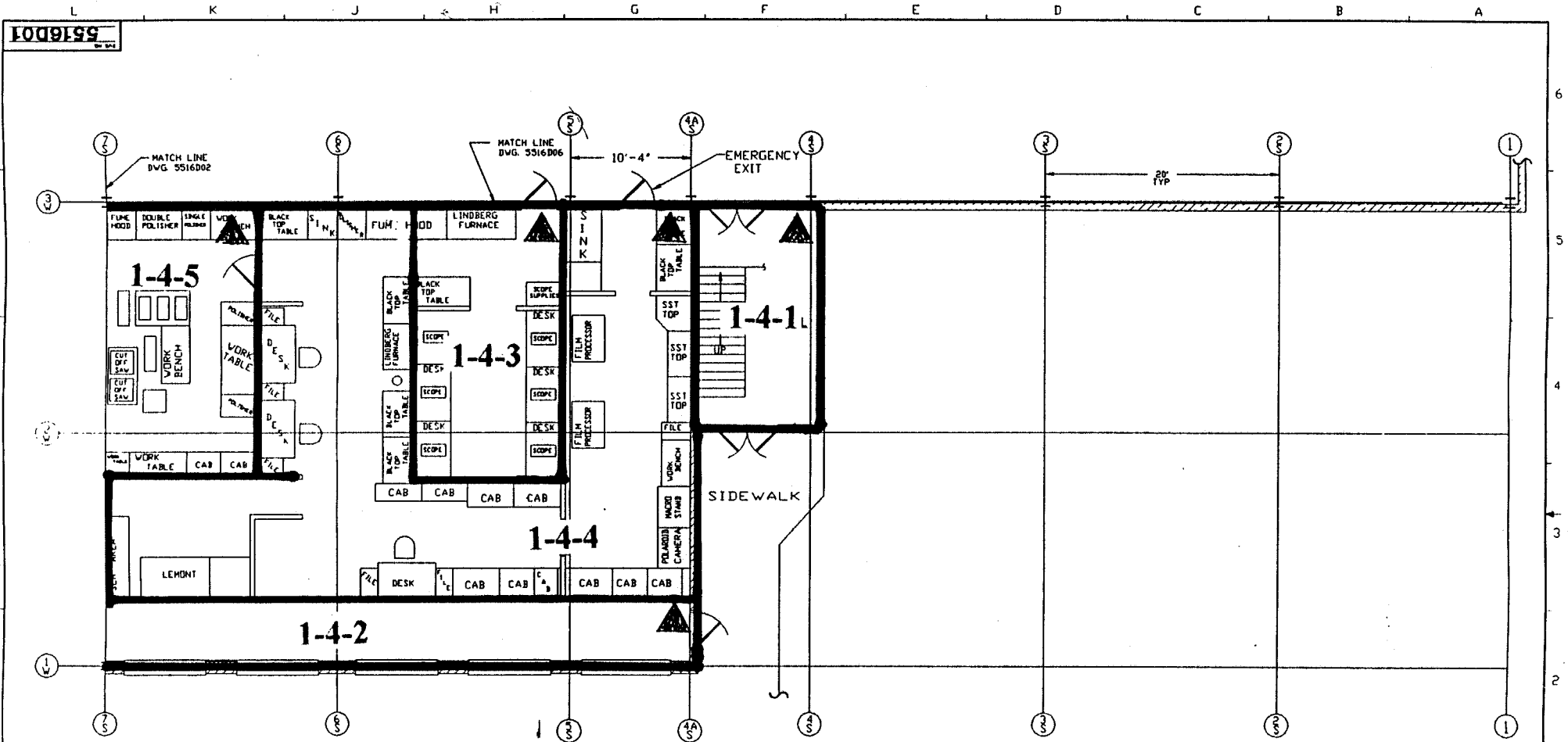
Application Revision: 3
 Application Version: Standard

Batch ID: Blairsville 1-4-3

Carrier	Alpha Activity				Beta Activity				Count time (min)	Alpha CPM	Beta CPM	Completion Date - Time
	DPM	σ	flags	MDA	DPM	σ	flags	MDA				
85	0.760	1.50	<MDA	7.53	-2.36	1.92	<MDA	12.28	2.00	0.254	-0.88	6/5/95 10:32
86	-0.738	1.50	<MDA	7.53	-3.71	1.37	<MDA	12.28	2.00	-0.246	-1.38	6/5/95 10:34

Alpha efficiency log file: th230ab Alpha Efficiency: 33.37% Alpha to Beta Crosstalk: 24.79% Alpha Background (CPM): 0.246428571 Alpha Correction Factor: 1.000
Beta efficiency log file: tc99ab Beta Efficiency: 37.06% Beta into Alpha Crosstalk: 0.03% Beta Background (CPM): 1.875 Beta Correction Factor: 1.000

UNIT: 1-4-3
 SN: 01-301
 DATE: 3-20-95
 BY: VT/LS/KV



NOTE: ▲ DESIGNATES NORTHERN MOST WEST CORNER (0, 0 Reference point)

REVISIONS & APPROVING NOTES 1. 01/24/95 V. CLAWSON 2. 02/21/95 V. CLAWSON 3. 03/21/95 V. CLAWSON	WESTINGHOUSE PROPRIETARY DATA THIS DOCUMENT CONTAINS PROPRIETARY INFORMATION OF THE WESTINGHOUSE ELECTRIC CORPORATION NUCLEAR FUEL OPERATIONS DIVISIONS. IT IS TRANSMITTED TO YOU IN CONFIDENCE AND IT IS TO BE RETURNED UPON REQUEST. ITS CONTENT MAY NOT BE REPRODUCED OR TRANSMITTED IN ANY FORM OR BY ANY MEANS WITHOUT THE PRIOR WRITTEN PERMISSION OF THE WESTINGHOUSE NUCLEAR FUEL OPERATIONS DIVISIONS.	DESIGNED BY V. CLAWSON	DATE 01/24/95	TITLE MAIN BUILDING EQUIPMENT LAYOUT D.C. LABS	SCALE 25' = 1"	SHEET NO. 5516D01	TOTAL SHEETS 3
		DRAWN BY V. CLAWSON	CHECKED BY V. CLAWSON				

Blairsville Point Survey Form #003

Survey Serial #:	01-302
Survey Section:	1
Survey Unit:	4
Survey Sub-unit:	4

Alpha Survey Instruments				
Inst. S/N	Inst. Code	Eff. %	Corr. Fac.	Bkg. CPM
1588	8	20.3	4.93	0


Beta Survey Instruments				
Inst. S/N	Inst. Code	Eff. %	Corr. Fac.	Bkg. CPM
1595	12	32.4	3.09	300

Gamma or Beta/Gamma Instruments			
Inst. S/N	Inst. Code	Bkg.	Detection Type

Classification:	4
Survey Type:	UPPER

Alpha Counting Instruments				
Inst. S/N	Inst. Code	Eff. %	Corr. Fac.	Bkg. CPM
13295	2	33.37	3.00	0.25

Beta Counting Instruments				
Inst. S/N	Inst. Code	Eff. %	Corr. Fac.	Bkg. CPM
13295	3	37.06	2.70	1.88

Surveyor:	V. TAYLOR/ C. VERGARI/ L. SMITH
Signature:	

Surface Description	Coordinates		Gamma at 1m uR/hr	Gamma Inst. Code	Beta/Gamma Contact mR/hr	Beta/Gamma Code	Contact Gross 1 min. Count Alpha	Alpha Inst. Code	Contact Gross 1 min. Count Beta	Beta Inst. Code	Scan Contact Gross CPM		Removable DPM/100 cm2 Alpha	Alpha Count Code	Removable DPM/100 cm2 Beta	Beta Count Code	Comments
	X	Y									Max Beta	Avg Beta					
	PAINTED STEEL	2									-9	N/A					
PAINTED STEEL	6	-9	N/A	N/A	N/A	N/A	1	8	250	12	452	270	0.76	2	0.34	3	CEILING
PAINTED STEEL	9	-9	N/A	N/A	N/A	N/A	3	8	271	12	382	270	-0.74	2	0.34	3	CEILING
PAINTED STEEL	9	-4	N/A	N/A	N/A	N/A	2	8	304	12	400	310	-0.74	2	-5.06	3	CEILING
PAINTED STEEL	9	-13.5	N/A	N/A	N/A	N/A	6	8	318	12	414	300	0.76	2	-1.01	3	CEILING

LB5100-W Low Background Counting System -- Smear Analysis

Date: 6/5/95
 Counting Unit id: 1
 Data file name: C:\LBXLIUNIT1\B01-302.XLD
 Batch Ended: 6/5/95 12:54
 Crosstalk Correction: Not Applied

Alpha activity action level (DPM): 20.00
 Beta activity action level (DPM): 200.00
 Certainty level for MDA and flags: 95.00%
 High Voltage Setting: 1410

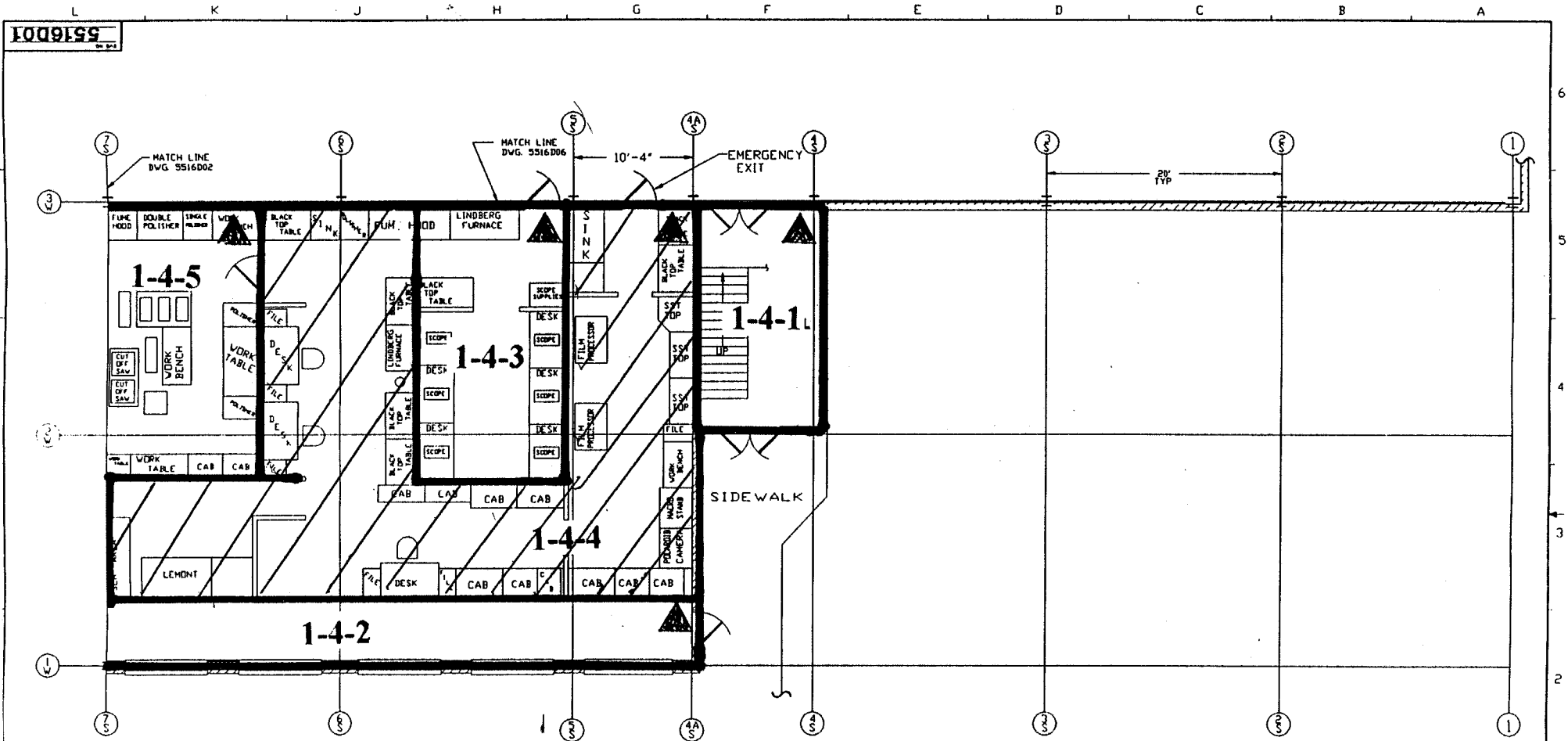
Application Revision: 3
 Application Version: Standard

Batch ID: Blairsville 1-4-4

Carrier	Alpha Activity				Beta Activity				Count time (min)	Alpha CPM	Beta CPM	Completion Date - Time
	DPM	σ	flags	MDA	DPM	σ	flags	MDA				
1	0.760	1.50	<MDA	7.53	-3.71	1.37	<MDA	12.28	2.00	0.254	-1.38	6/5/95 12:45
2	0.760	1.50	<MDA	7.53	0.34	2.71	<MDA	12.28	2.00	0.254	0.13	6/5/95 12:47
3	-0.738	1.50	<MDA	7.53	0.34	2.71	<MDA	12.28	2.00	-0.246	0.13	6/5/95 12:50
4	-0.738	1.50	<MDA	7.53	-5.06	1.37	<MDA	12.28	2.00	-0.246	-1.88	6/5/95 12:52
5	0.760	1.50	<MDA	7.53	-1.01	2.35	<MDA	12.28	2.00	0.254	-0.38	6/5/95 12:54

Alpha efficiency log file: th230ab Alpha Efficiency: 33.37% Alpha to Beta Crosstalk: 24.79% Alpha Background (CPM): 0.246428571 Alpha Correction Factor: 1.000
Beta efficiency log file: tc99ab Beta Efficiency: 37.06% Beta into Alpha Crosstalk: 0.03% Beta Background (CPM): 1.875 Beta Correction Factor: 1.000

UNIT: 1-4.4
 SN: 01-302
 DATE: 3-20-95
 BY: VT/LS/EV



NOTE: ▲ DESIGNATES NORTHERN MOST WEST CORNER (0, 0 Reference point)

3 RELEASE/REV. DATE 1/22/88 1/22/88	REVISIONS & SHOPPING LIST UNLESS OTHERWISE SPECIFIED: DIMENSIONS AND FINISHES SHALL BE SHOWN ON THIS DRAWING. DIMENSIONS AND FINISHES SHOWN ON THIS DRAWING SHALL TAKE PRECEDENCE OVER ALL OTHER DRAWINGS. ALL UNITS SHOWN ARE IN INCHES. UNLESS OTHERWISE SPECIFIED: FINISHES SHALL BE AS SHOWN ON THIS DRAWING. UNLESS OTHERWISE SPECIFIED: ALL UNITS SHOWN ARE IN INCHES. UNLESS OTHERWISE SPECIFIED: FINISHES SHALL BE AS SHOWN ON THIS DRAWING.	WESTINGHOUSE PROPRIETARY DATA THIS DOCUMENT CONTAINS PROPRIETARY INFORMATION OF THE WESTINGHOUSE ELECTRIC CORPORATION NUCLEAR FUEL OPERATIONS DIVISIONS. IT IS TRANSMITTED TO YOU IN CONFIDENCE AND SHALL NOT BE REPRODUCED OR TRANSMITTED IN ANY MANNER OR BY ANY MEANS FOR OTHER THAN THE PURPOSE FOR WHICH TRANSMITTED WITHOUT THE PRIOR WRITTEN PERMISSION OF THE WESTINGHOUSE NUCLEAR FUEL OPERATIONS DIVISIONS.	DESIGNED BY V. CLAYSON	DRAWN BY V. CLAYSON	CHECKED BY V. CLAYSON	APPROVED BY V. CLAYSON	TITLE MAIN BUILDING EQUIPMENT LAYOUT O.C. LABS	SCALE 25' = 12"	SHEET NO. 5516D01	TOTAL SHEETS 14
			PROJECT NO. 3042706 3042710	SHEET NO. 801	DATE 3/20/95	DRAWING NO. 5516D01	SHEET NO. 14			

Blairsville Point Survey Form #003

Survey Serial #:	01-303
------------------	--------

Survey Section:	1
-----------------	---

Survey Unit:	4
--------------	---

Survey Sub-unit:	5
------------------	---

Classification:	4
-----------------	---

Survey Type:	UPPER
--------------	-------

Survey Date:	3/20/95
--------------	---------

Count Date:	6/5/95
-------------	--------


Alpha Survey Instruments				
Inst. S/N	Inst. Code	Eff. %	Corr. Fac.	Bkg. CPM
1588	8	20.3	4.93	0

Beta Survey Instruments				
Inst. S/N	Inst. Code	Eff. %	Corr. Fac.	Bkg. CPM
1595	12	32.4	3.09	300

Gamma or Beta/Gamma Instruments			
Inst. S/N	Inst. Code	Bkg.	Detection Type

Alpha Counting Instruments				
Inst. S/N	Inst. Code	Eff. %	Corr. Fac.	Bkg. CPM
13295	2	33.37	3.00	0.25

Beta Counting Instruments				
Inst. S/N	Inst. Code	Eff. %	Corr. Fac.	Bkg. CPM
13295	3	37.06	2.70	1.88

Surveyor:	V. TAYLOR/ C. VERGARI/ L. SMITH
Signature:	

Surface Description	Coordinates		Gamma at 1m	Gamma Inst.	Beta/Gamma Contact	Beta/Gamma Code	Contact Gross 1 min. Count	Alpha Inst. Code	Contact Gross 1 min. Count	Beta Inst. Code	Scan Contact Gross CPM		Removable DPM/100 cm2	Alpha Count	Removable DPM/100 cm2	Beta Count	Comments
	X	Y	uR/hr	Code	mR/hr	Code	Alpha	Beta	Code	Max Beta	Avg Beta	Alpha	Code	Beta	Code		
PAINTED STEEL	1.5	0	N/A	N/A	N/A	N/A	0	8	280	12	378	250	-0.74	2	-3.71	3	CEILING
PAINTED STEEL	3.5	-1.3	N/A	N/A	N/A	N/A	0	8	295	12	390	260	-0.74	2	3.04	3	CEILING
PAINTED STEEL	4.5	-3.5	N/A	N/A	N/A	N/A	10	8	259	12	375	250	-0.74	2	1.69	3	CEILING
PAINTED STEEL	1.5	-3.3	N/A	N/A	N/A	N/A	6	8	288	12	351	280	0.76	2	1.69	3	CEILING

LB5100-W Low Background Counting System -- Smear Analysis

Date: 6/5/95
 Counting Unit id: 1
 Data file name: C:\LBXL\UNIT1\B01-303.XLD
 Batch Ended: 6/5/95 10:43
 Crosstalk Correction: Not Applied

Alpha activity action level (DPM): 20.00
 Beta activity action level (DPM): 200.00
 Certainty level for MDA and flags: 95.00%
 High Voltage Setting: 1410

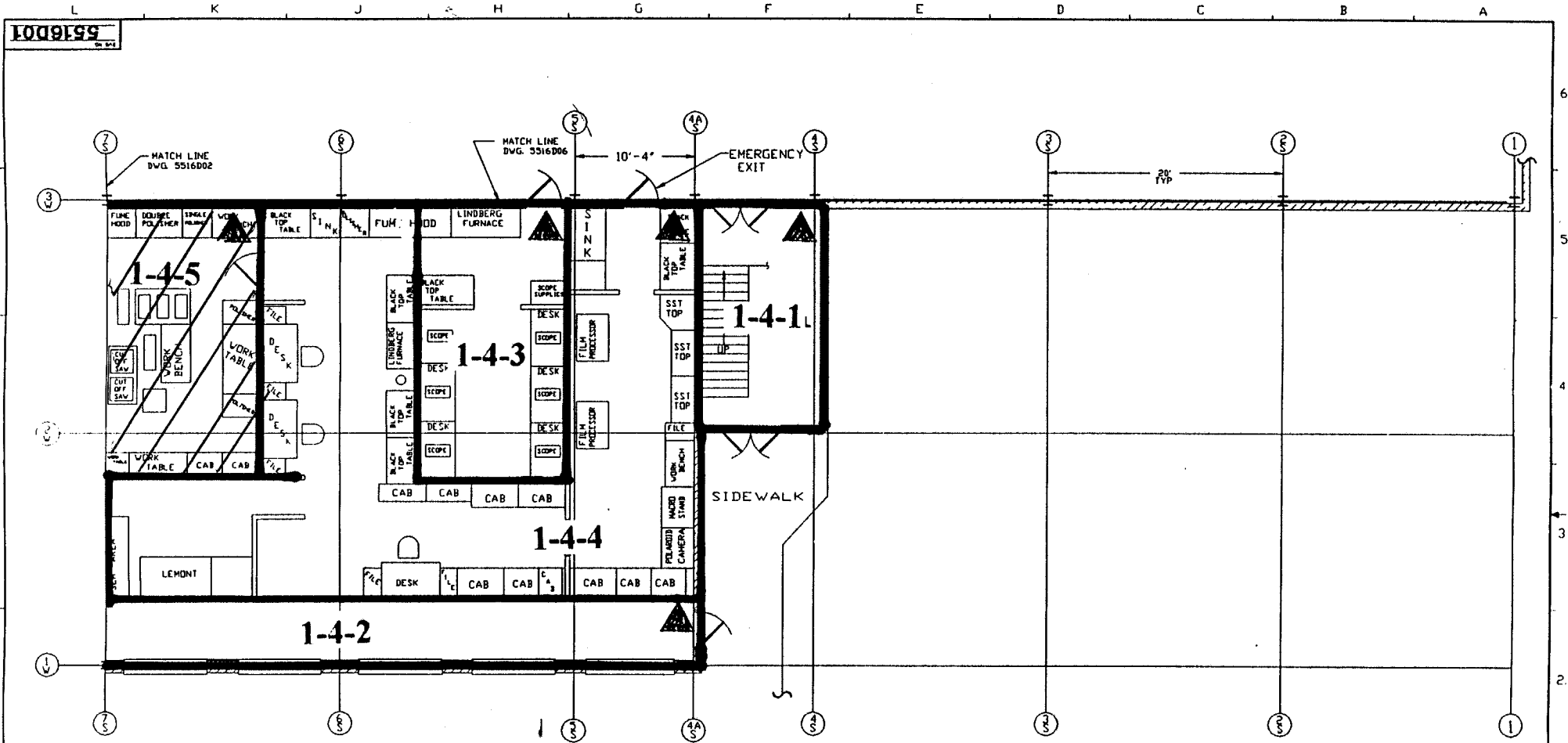
Application Revision: 3
 Application Version: Standard

Batch ID: Blairsville 1-4-5

Carrier	Alpha Activity				Beta Activity				Count time (min)	Alpha CPM	Beta CPM	Completion Date - Time
	DPM	σ	flags	MDA	DPM	σ	flags	MDA				
87	-0.738	1.50	<MDA	7.53	-3.71	1.37	<MDA	12.28	2.00	-0.246	-1.38	6/5/95 10:36
88	-0.738	1.50	<MDA	7.53	3.04	3.31	<MDA	12.28	2.00	-0.246	1.13	6/5/95 10:38
89	-0.738	1.50	<MDA	7.53	1.69	3.03	<MDA	12.28	2.00	-0.246	0.63	6/5/95 10:41
90	0.760	1.50	<MDA	7.53	1.69	3.03	<MDA	12.28	2.00	0.254	0.63	6/5/95 10:43

Alpha efficiency log file: th230ab Alpha Efficiency: 33.37% Alpha to Beta Crosstalk: 24.79% Alpha Background (CPM): 0.246428571 Alpha Correction Factor: 1.000
Beta efficiency log file: tc99ab Beta Efficiency: 37.06% Beta into Alpha Crosstalk: 0.03% Beta Background (CPM): 1.875 Beta Correction Factor: 1.000

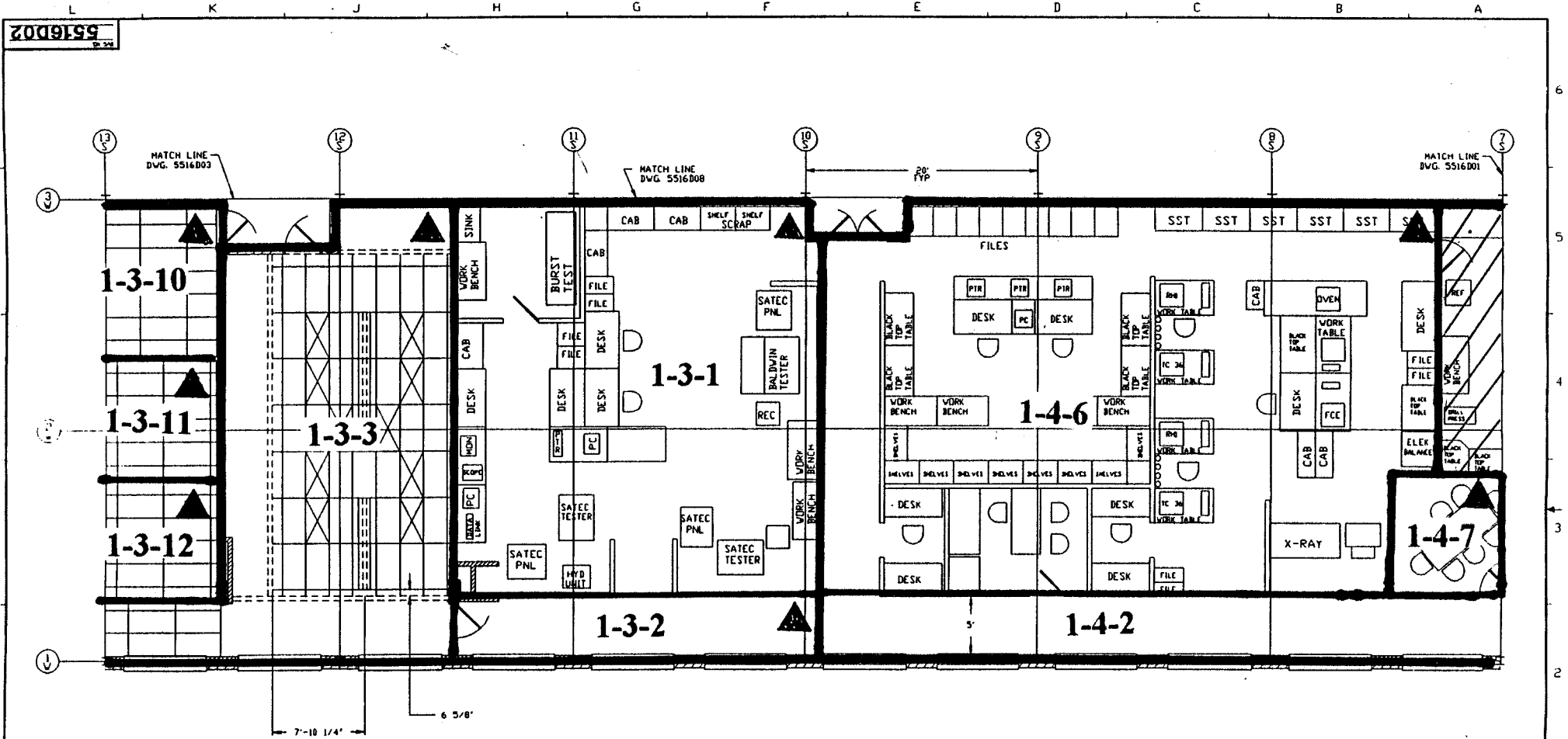
UNIT: 1-4-5
 SN: 01-303
 DATE: 3-20-95
 BY: VT/LS/CV



NOTE: ▲ DESIGNATES NORTHERN MOST WEST CORNER (0, 0 Reference point)

3 REVISIONS 1. CHANGE NO. 1 DATE: 11-22-93 BY: [unclear] REASON: [unclear]	TOLERANCES & FINISHING NOTES UNLESS OTHERWISE SPECIFIED: DIMENSIONS UNLESS OTHERWISE SPECIFIED SHALL BE IN INCHES AND DECIMALS THEREOF. DIMENSIONS IN PARENTHESIS ARE APPROXIMATE. ALL DIMENSIONS ARE TO CENTER UNLESS OTHERWISE NOTED. DIMENSIONS TO CENTER UNLESS OTHERWISE NOTED. DIMENSIONS TO CENTER UNLESS OTHERWISE NOTED. DIMENSIONS TO CENTER UNLESS OTHERWISE NOTED.	WESTINGHOUSE PROPRIETARY DATA THIS DOCUMENT CONTAINS PROPRIETARY INFORMATION OF THE WESTINGHOUSE ELECTRIC CORPORATION NUCLEAR FUEL OPERATIONS DIVISION. ITS TRANSMISSION TO YOU IS CONFIDENTIAL AND MUST NOT BE REPRODUCED OR DISCLOSED TO OTHERS OR USED FOR OTHER THAN THE PURPOSE FOR WHICH TRANSMITTED WITHOUT THE PRIOR WRITTEN PERMISSION OF THE WESTINGHOUSE NUCLEAR FUEL OPERATIONS DIVISION.	DESIGNED BY: [unclear] DRAWN BY: [unclear]	TITLE: MAIN BUILDING EQUIPMENT LAYOUT DC LABS SCALE: 25' = 12' SHEET NO.: 5516D01 OF 1 SHEETS	REV. NO.: 13 DATE: 11-22-93
			WESTINGHOUSE ELECTRIC CORPORATION SPECIALTY METALS PLANT, BLAIRSVILLE, PA, USA		

UNIT: 1-45
 SN: 01-303
 DATE: 3-20-95
 BY: VTILS/CV



NOTE: ▲ DESIGNATES NORTHERN MOST WEST CORNER (0, 0 Reference point)

REVISIONS 1 2 3 4 5		TOLERANCES & DIMENSIONING NOTES UNLESS OTHERWISE SPECIFIED DIMENSIONS ARE TO CENTER UNLESS OTHERWISE SPECIFIED. DIMENSIONS ARE TO FACE UNLESS OTHERWISE SPECIFIED. DIMENSIONS IN PARENTHESES ARE APPROXIMATE. DIMENSIONS IN SQUARES ARE APPROXIMATE. DIMENSIONS IN CIRCLES ARE APPROXIMATE. DIMENSIONS IN TRIANGLES ARE APPROXIMATE. DIMENSIONS IN DIAMOND SHAPES ARE APPROXIMATE.		WESTINGHOUSE PROPRIETARY DATA THIS DOCUMENT CONTAINS PROPRIETARY INFORMATION OF THE WESTINGHOUSE ELECTRIC CORPORATION. IT IS INTENDED TO BE USED ONLY BY THE PERSONNEL OF THE WESTINGHOUSE ELECTRIC CORPORATION. IT IS NOT TO BE REPRODUCED OR TRANSMITTED IN ANY FORM OR BY ANY MEANS, ELECTRONIC OR MECHANICAL, INCLUDING PHOTOCOPYING, RECORDING, OR BY ANY INFORMATION STORAGE AND RETRIEVAL SYSTEM, WITHOUT THE PRIOR WRITTEN PERMISSION OF THE WESTINGHOUSE ELECTRIC CORPORATION.		DESIGNED BY: V. CLAVISIN DRAWN BY: [blank] CHECKED BY: [blank] DATE: 3/20/95		Westinghouse Electric Corporation SPECIALTY METALS PLANT BLAIRSVILLE, PA USA MAIN BUILDING EQUIPMENT LAYOUT DT-1 B3C SCALE: 25' = 12" DWG. NO.: 5516D02 REV: 5	
---	--	--	--	---	--	---	--	--	--

Blairsville Point Survey Form #003

Survey Serial #:	01-304
Survey Section:	1
Survey Unit:	4
Survey Sub-unit:	6

Alpha Survey Instruments				
Inst. S/N	Inst. Code	Eff. %	Corr. Fac.	Bkg. CPM
1588	8	20.3	4.93	0


Beta Survey Instruments				
Inst. S/N	Inst. Code	Eff. %	Corr. Fac.	Bkg. CPM
1595	12	32.4	3.09	300

Gamma or Beta/Gamma Instruments			
Inst. S/N	Inst. Code	Bkg.	Detection Type

Classification:	4
Survey Type:	UPPER

Alpha Counting Instruments				
Inst. S/N	Inst. Code	Eff. %	Corr. Fac.	Bkg. CPM
13295	2	33.37	3.00	0.25

Beta Counting Instruments				
Inst. S/N	Inst. Code	Eff. %	Corr. Fac.	Bkg. CPM
13295	3	37.06	2.70	1.88

Surveyor:	V. TAYLOR/ C. VERGARI/ L. SMITH
Signature:	

Survey Date:	3/20/95
Count Date:	6/5/95

Surface Description	Coordinates		Gamma at 1m	Gamma Inst.	Beta/Gamma Contact	Beta/Gamma Code	Contact Gross 1 min. Count	Alpha Inst. Code	Contact Gross 1 min. Count	Beta Inst. Code	Scan Contact Gross CPM		Removable DPM/100 cm2	Alpha Count	Removable DPM/100 cm2	Beta Count	Comments
	X	Y	uR/hr	Code	mR/hr	Code	Alpha	Beta	Code	Max Beta	Avg Beta	Alpha	Beta	Code			
PAINTED STEEL	3.5	-1.5	N/A	N/A	N/A	N/A	3	8	312	12	406	290	-0.74	2	-2.36	3	CEILING
PAINTED STEEL	5.5	-1.5	N/A	N/A	N/A	N/A	2	8	296	12	353	250	-0.74	2	1.69	3	CEILING
PAINTED STEEL	7	-2.5	N/A	N/A	N/A	N/A	1	8	277	12	403	270	-0.74	2	-2.36	3	CEILING
PAINTED STEEL	9.5	-2.5	N/A	N/A	N/A	N/A	4	8	277	12	425	260	0.76	2	0.34	3	CEILING
PAINTED STEEL	7	-4.5	N/A	N/A	N/A	N/A	1	8	252	12	415	280	0.76	2	-5.06	3	CEILING
PAINTED STEEL	2.5	-5	N/A	N/A	N/A	N/A	4	8	285	12	330	280	0.76	2	1.69	3	CEILING
PAINTED STEEL	1.5	-6.5	N/A	N/A	N/A	N/A	2	8	291	12	318	250	2.26	2	1.69	3	CEILING
PAINTED STEEL	2.5	-9.5	N/A	N/A	N/A	N/A	1	8	252	12	277	240	2.26	2	-1.01	3	CEILING
PAINTED STEEL	1.5	-12	N/A	N/A	N/A	N/A	2	8	280	12	283	240	0.76	2	-5.06	3	CEILING
PAINTED STEEL	5	-12	N/A	N/A	N/A	N/A	3	8	263	12	344	270	-0.74	2	1.69	3	CEILING
PAINTED STEEL	9	-15	N/A	N/A	N/A	N/A	3	8	293	12	345	250	0.76	2	-5.06	3	CEILING

LB5100-W Low Background Counting System – Smear Analysis

Date: 6/5/95
 Counting Unit id: 1
 Data file name: C:\LBXL\UNIT1\B01-304.XLD
 Batch Ended: 6/5/95 13:18
 Crosstalk Correction: Not Applied

Alpha activity action level (DPM): 20.00
 Beta activity action level (DPM): 200.00
 Certainty level for MDA and flags: 95.00%
 High Voltage Setting: 1410

Application Revision: 3
 Application Version: Standard

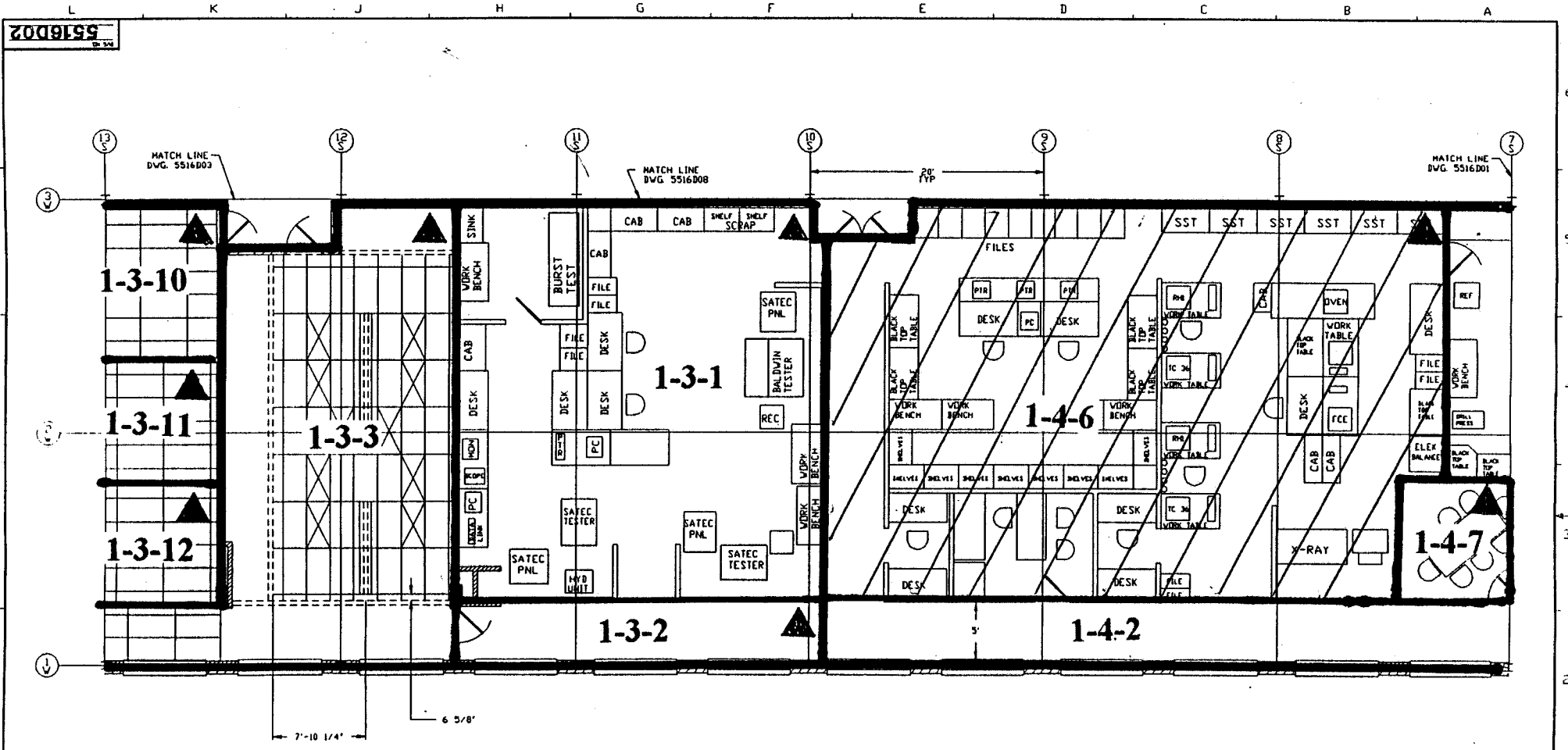
Alpha efficiency log file: th230ab
 Alpha Efficiency: 33.37%
 Alpha to Beta Crosstalk: 24.79%
 Alpha Background (CPM): 0.246428571
 Alpha Correction Factor: 1.000

Beta efficiency log file: tc99ab
 Beta Efficiency: 37.06%
 Beta into Alpha Crosstalk: 0.03%
 Beta Background (CPM): 1.875
 Beta Correction Factor: 1.000

Batch ID: Blairsville 1-4-6

Carrier	Alpha Activity				Beta Activity				Count time (min)	Alpha CPM	Beta CPM	Completion Date - Time
	DPM	σ	flags	MDA	DPM	σ	flags	MDA				
6	-0.738	1.50	<MDA	7.53	-2.36	1.92	<MDA	12.28	2.00	-0.246	-0.88	6/5/95 12:56
7	-0.738	1.50	<MDA	7.53	1.69	3.03	<MDA	12.28	2.00	-0.246	0.63	6/5/95 12:58
8	-0.738	1.50	<MDA	7.53	-2.36	1.92	<MDA	12.28	2.00	-0.246	-0.88	6/5/95 13:01
9	0.760	1.50	<MDA	7.53	0.34	2.71	<MDA	12.28	2.00	0.254	0.13	6/5/95 13:03
10	0.760	1.50	<MDA	7.53	-5.06	1.37	<MDA	12.28	2.00	0.254	-1.88	6/5/95 13:05
11	0.760	1.50	<MDA	7.53	1.69	3.03	<MDA	12.28	2.00	0.254	0.63	6/5/95 13:07
12	2.258	2.12	<AL	7.53	1.69	3.03	<MDA	12.28	2.00	0.754	0.63	6/5/95 13:09
13	2.258	2.12	<AL	7.53	-1.01	2.35	<MDA	12.28	2.00	0.754	-0.38	6/5/95 13:12
14	0.760	1.50	<MDA	7.53	-5.06	1.37	<MDA	12.28	2.00	0.254	-1.88	6/5/95 13:14
15	-0.738	1.50	<MDA	7.53	1.69	3.03	<MDA	12.28	2.00	-0.246	0.63	6/5/95 13:16
16	0.760	1.50	<MDA	7.53	-5.06	1.37	<MDA	12.28	2.00	0.254	-1.88	6/5/95 13:18

UNIT: 1-4-6
 SN: 01-304
 DATE: 3-20-95
 BY: VT/LS/CU



NOTE: ▲ DESIGNATES NORTHERN MOST WEST CORNER (0, 0 Reference point)

1	2	3	4	5	6

TELEPHONE & MAILING NOTES
 ALL DIMENSIONS UNLESS OTHERWISE SPECIFIED
 ARE IN FEET AND INCHES (1/4", 1/2", 3/4", 1", 1 1/4", 1 1/2", 2", 3", 4", 6", 8", 10")
 UNLESS OTHERWISE SPECIFIED
 ALL DIMENSIONS ARE TO FACE UNLESS OTHERWISE SPECIFIED
 DIMENSIONS TO CENTER LINE ARE TO CENTER UNLESS OTHERWISE SPECIFIED
 DIMENSIONS TO CENTER LINE ARE TO CENTER UNLESS OTHERWISE SPECIFIED

WESTINGHOUSE PROPRIETARY DATA
 THIS DOCUMENT CONTAINS PROPRIETARY INFORMATION OF THE WESTINGHOUSE ELECTRIC CORPORATION
 WHICH IS LOANED TO YOU BY THE COMPANY AND IS NOT TO BE REPRODUCED OR TRANSMITTED IN ANY FORM OR BY ANY MEANS WITHOUT THE PRIOR WRITTEN PERMISSION OF THE WESTINGHOUSE ELECTRIC CORPORATION

DESIGNED BY	Y. CLAYSON	DATE	1/10/74
DRAWN BY		CHECKED BY	
Westinghouse Electric Corporation SPECIALTY METALS PLANT BLAIRSVILLE, PA USA			
TITLE: MAIN BUILDING EQUIPMENT LAYOUT OF LABS			
SCALE: 25' = 1"		FIG. NO.	5516D02
SHEET 1 OF 1		REV	5

Blairsville Point Survey Form #003

Survey Serial #:	01-305
Survey Section:	1
Survey Unit:	4
Survey Sub-unit:	2

Alpha Survey Instruments				
Inst. S/N	Inst. Code	Eff. %	Corr. Fac.	Bkg. CPM
1588	8	20.3	4.93	0

Beta Survey Instruments				
Inst. S/N	Inst. Code	Eff. %	Corr. Fac.	Bkg. CPM
1595	12	32.4	3.09	300

Gamma or Beta/Gamma Instruments			
Inst. S/N	Inst. Code	Bkg.	Detection Type

Classification:	4
Survey Type:	UPPER
Survey Date:	3/20/95
Count Date:	6/5/95

Alpha Counting Instruments				
Inst. S/N	Inst. Code	Eff. %	Corr. Fac.	Bkg. CPM
13295	2	33.37	3.00	0.25

Beta Counting Instruments				
Inst. S/N	Inst. Code	Eff. %	Corr. Fac.	Bkg. CPM
13295	3	37.06	2.70	1.88

Surveyor:	V. TAYLOR/ C. VERGARI/ L. SMITH
Signature:	<i>Carmen Vergari V. Taylor</i>

Surface Description	Coordinates		Gamma at 1m	Gamma Inst.	Beta/Gamma Contact	Beta/Gamma Code	Contact Gross 1 min. Count	Alpha Inst. Code	Contact Gross 1 min. Count	Beta Inst. Code	Scan Contact Gross CPM		Removable DPM/100 cm2	Alpha Count	Removable DPM/100 cm2	Beta Count	Comments
	X	Y	uR/hr	Code	mR/hr	Code	Alpha	Beta	Code	Max Beta	Avg Beta	Alpha	Beta	Code			
PAINTED STEEL	0.5	-26	N/A	N/A	N/A	N/A	0	8	318	12	479	280	0.76	2	1.69	3	CEILING
PAINTED STEEL	0.5	-22	N/A	N/A	N/A	N/A	6	8	304	12	359	270	0.76	2	-1.01	3	CEILING
PAINTED STEEL	0.5	-18	N/A	N/A	N/A	N/A	3	8	273	12	357	280	3.76	2	0.34	3	CEILING
PAINTED STEEL	0.5	-14	N/A	N/A	N/A	N/A	3	8	301	12	308	280	-0.74	2	-2.36	3	CEILING
PAINTED STEEL	0.5	-11	N/A	N/A	N/A	N/A	0	8	282	12	467	300	-0.74	2	-1.01	3	CEILING
PAINTED STEEL	0.5	-7	N/A	N/A	N/A	N/A	2	8	321	12	333	260	-0.74	2	-3.71	3	CEILING
PAINTED STEEL	0.5	-4	N/A	N/A	N/A	N/A	3	8	290	12	428	300	0.76	2	0.34	3	CEILING
PAINTED STEEL	0.5	-0.5	N/A	N/A	N/A	N/A	1	8	281	12	354	270	-0.74	2	1.69	3	CEILING

LB5100-W Low Background Counting System -- Smear Analysis

Date: 6/5/95
 Counting Unit id: 1
 Data file name: C:\LBXL\UNIT1\B01-305.XLD
 Batch Ended: 6/5/95 13:42
 Crosstalk Correction: Not Applied

Alpha activity action level (DPM): 20.00
 Beta activity action level (DPM): 200.00
 Certainty level for MDA and flags: 95.00%
 High Voltage Setting: 1410

Application Revision: 3

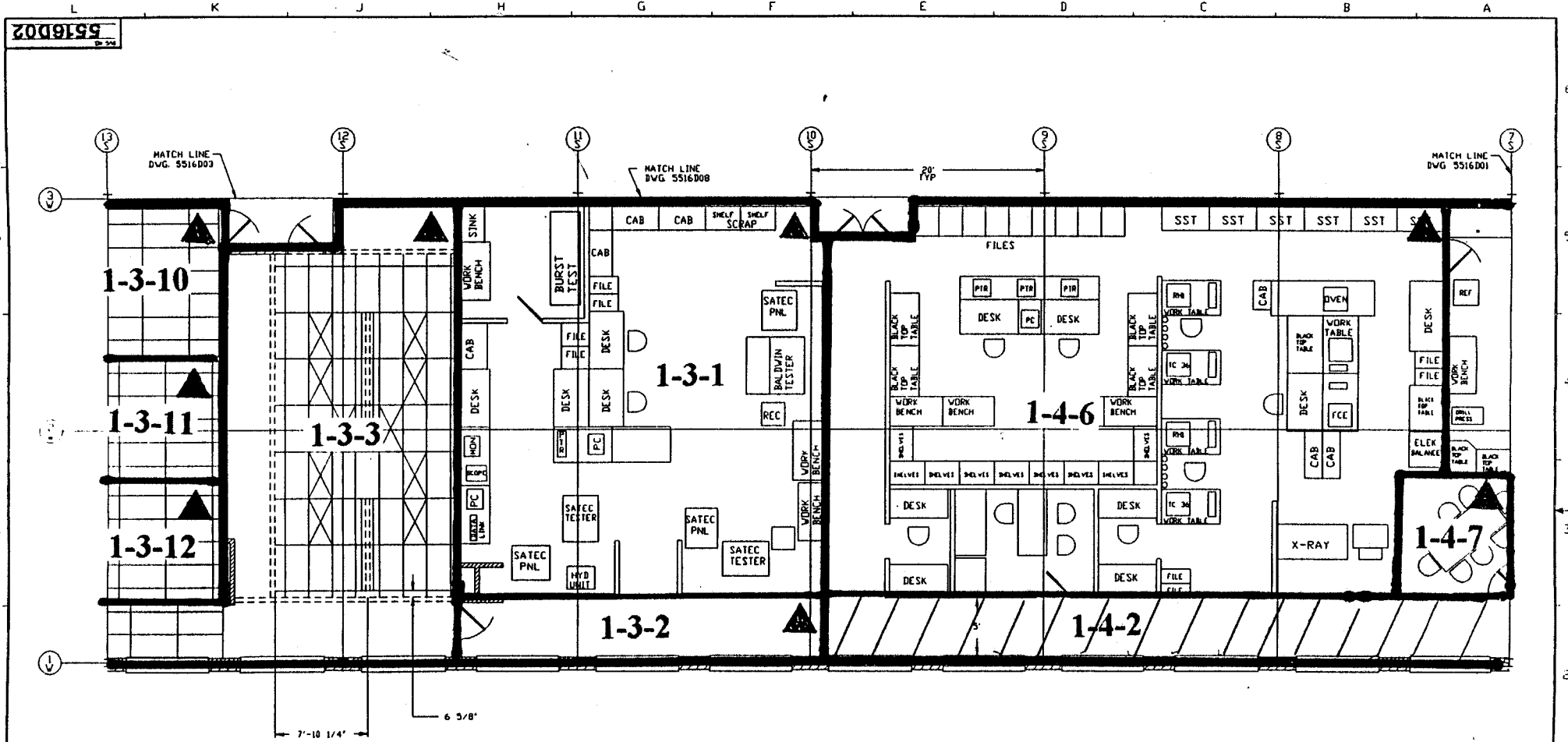
Application Version: Standard

Batch ID: Blairsville 1-4-2

Carrier	Alpha Activity				Beta Activity				Count time (min)	Alpha CPM	Beta CPM	Completion Date - Time
	DPM	σ	flags	MDA	DPM	σ	flags	MDA				
17	0.760	1.50	<MDA	7.53	1.69	3.03	<MDA	12.28	2.00	0.254	0.63	6/5/95 13:20
18	0.760	1.50	<MDA	7.53	-1.01	2.35	<MDA	12.28	2.00	0.254	-0.38	6/5/95 13:29
19	3.756	2.60	<AL	7.53	0.34	2.71	<MDA	12.28	2.00	1.254	0.13	6/5/95 13:31
20	-0.738	1.50	<MDA	7.53	-2.36	1.92	<MDA	12.28	2.00	-0.246	-0.88	6/5/95 13:33
21	-0.738	1.50	<MDA	7.53	-1.01	2.35	<MDA	12.28	2.00	-0.246	-0.38	6/5/95 13:35
22	-0.738	1.50	<MDA	7.53	-3.71	1.37	<MDA	12.28	2.00	-0.246	-1.38	6/5/95 13:37
23	0.760	1.50	<MDA	7.53	0.34	2.71	<MDA	12.28	2.00	0.254	0.13	6/5/95 13:40
24	-0.738	1.50	<MDA	7.53	1.69	3.03	<MDA	12.28	2.00	-0.246	0.63	6/5/95 13:42

Alpha efficiency log file: th230ab Alpha Efficiency: 33.37% Alpha to Beta Crosstalk: 24.79% Alpha Background (CPM): 0.246428571 Alpha Correction Factor: 1.000
Beta efficiency log file: tc99ab Beta Efficiency: 37.06% Beta into Alpha Crosstalk: 0.03% Beta Background (CPM): 1.875 Beta Correction Factor: 1.000

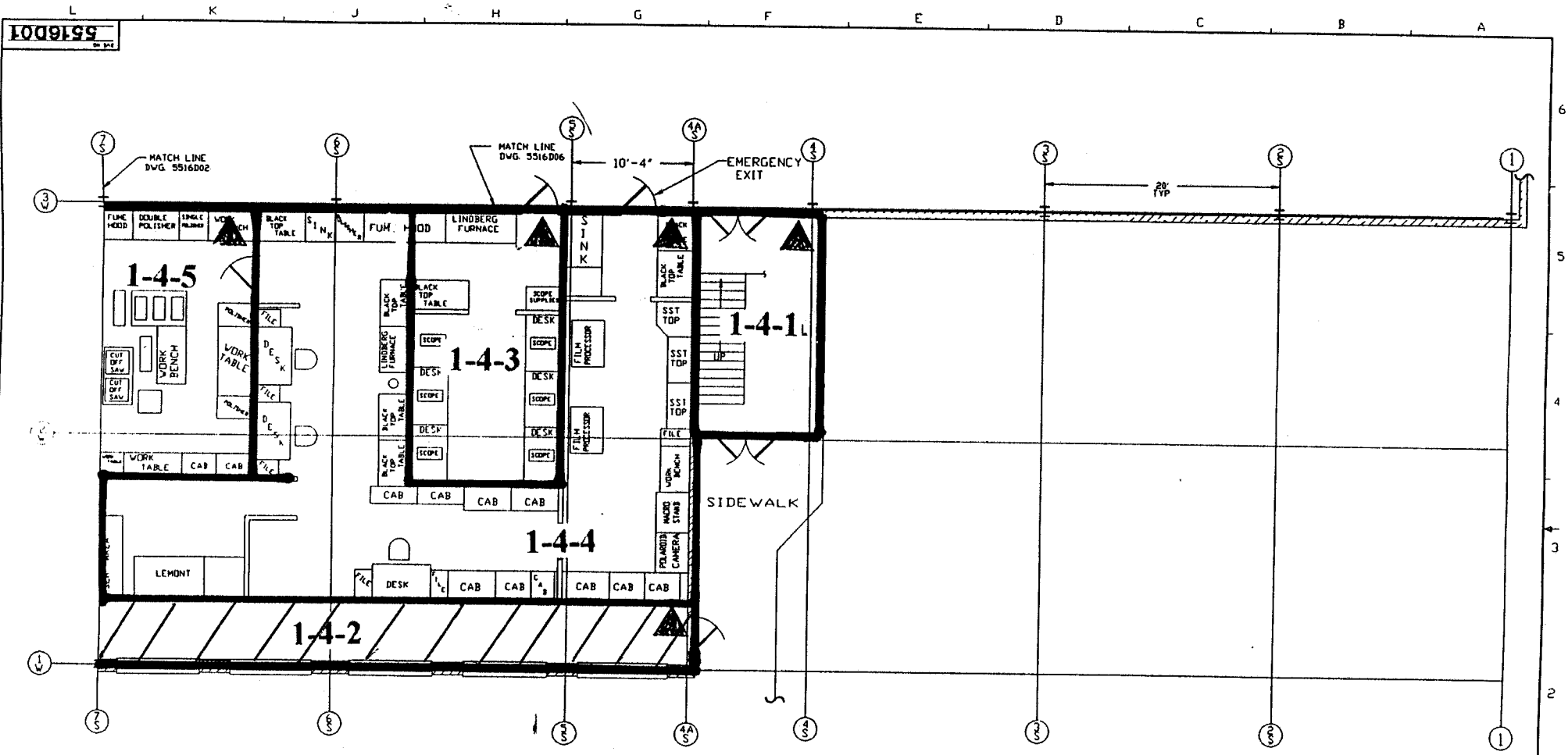
UNIT: 1-4-2
 SN: 01-305
 DATE: 3-20-95
 BY: VT/LW/cv



NOTE: ▲ DESIGNATES NORTHERN MOST WEST CORNER (0, 0 Reference point)

<p>REVISIONS</p> <table border="1"> <tr><th>NO.</th><th>DATE</th><th>DESCRIPTION</th></tr> <tr><td>1</td><td></td><td></td></tr> <tr><td>2</td><td></td><td></td></tr> <tr><td>3</td><td></td><td></td></tr> <tr><td>4</td><td></td><td></td></tr> <tr><td>5</td><td></td><td></td></tr> </table>	NO.	DATE	DESCRIPTION	1			2			3			4			5			<p>TELEPHONE & MAILING NOTES THESE OPERATIONS DEPARTMENT DRAWINGS ARE THE PROPERTY OF WESTINGHOUSE ELECTRIC CORPORATION AND SHOULD BE KEPT IN THE OPERATIONS DEPARTMENT. THESE DRAWINGS ARE NOT TO BE REPRODUCED OR COPIED IN ANY MANNER WITHOUT THE WRITTEN PERMISSION OF THE OPERATIONS DEPARTMENT.</p>	<p>WESTINGHOUSE PROPRIETARY DATA</p> <p>THIS DRAWING CONTAINS PROPRIETARY INFORMATION OF THE WESTINGHOUSE ELECTRIC CORPORATION AND IS THE PROPERTY OF WESTINGHOUSE ELECTRIC CORPORATION. IT IS LOANED TO YOU BY PERMISSION AND MUST NOT BE REPRODUCED OR COPIED IN ANY MANNER WITHOUT THE WRITTEN PERMISSION OF THE WESTINGHOUSE ELECTRIC CORPORATION.</p>	<p>DESIGN BY: V. CLAYSON DATE: 1/15/74</p>	<p>Westinghouse Electric Corporation SPECIALTY METALS PLANT BLAIRSVILLE, PA USA</p> <p>TITLE: MAIN BUILDING EQUIPMENT LAYOUT OF LAB</p> <p>SCALE: 22 = 12</p> <p>DWG. NO. 5516D02</p> <p>REV. 5</p>
NO.	DATE	DESCRIPTION																				
1																						
2																						
3																						
4																						
5																						

UNIT: 1-4-2
 SN: 01305
 DATE: 3-20-95
 BY: VT/LS/CV



NOTE: ▲ DESIGNATES NORTHERN MOST WEST CORNER (0, 0 Reference point)

1009199 5516D01	012240C 206515C 90720C	TEL: 717 265-1111 FAX: 717 265-1111	WESTINGHOUSE ELECTRIC CORPORATION SPECIALTY METALS PLANT BLAIRSVILLE, PA USA
		SCALE: 25 x 12 5516D01	

Blairsville Point Survey Form #003

Survey Serial #:	01-306
Survey Section:	1
Survey Unit:	3
Survey Sub-unit:	1

Alpha Survey Instruments				
Inst. S/N	Inst. Code	Eff. %	Corr. Fac.	Bkg. CPM
1588	8	20.3	4.93	4


Beta Survey Instruments				
Inst. S/N	Inst. Code	Eff. %	Corr. Fac.	Bkg. CPM
1595	12	32.4	3.09	244

Gamma or Beta/Gamma Instruments			
Inst. S/N	Inst. Code	Bkg.	Detection Type

Classification:	4
Survey Type:	UPPER

Alpha Counting Instruments				
Inst. S/N	Inst. Code	Eff. %	Corr. Fac.	Bkg. CPM
13295	2	33.37	3.00	0.25

Beta Counting Instruments				
Inst. S/N	Inst. Code	Eff. %	Corr. Fac.	Bkg. CPM
13295	3	37.06	2.70	1.88

Surveyor:	V. TAYLOR/ C. VERGARI/L. SMITH
Signature:	

Surface Description	Coordinates		Gamma at 1m uR/hr	Gamma Inst. Code	Beta/Gamma Contact mR/hr	Beta/Gamma Code	Contact Gross 1 min. Count Alpha	Alpha Inst. Code	Contact Gross 1 min. Count Beta	Beta Inst. Code	Scan Contact Gross CPM		Removable DPM/100 cm2 Alpha	Alpha Count Code	Removable DPM/100 cm2 Beta	Beta Count Code	Comments
	X	Y									Max Beta	Avg Beta					
PAINTED STEEL	1	-2	N/A	N/A	N/A	N/A	1	8	269	12	407	260	-0.74	2	1.69	3	CEILING
PAINTED STEEL	4	-3	N/A	N/A	N/A	N/A	3	8	297	12	404	270	-0.74	2	1.69	3	CEILING
PAINTED STEEL	7	-3	N/A	N/A	N/A	N/A	3	8	289	12	382	300	0.76	2	-1.01	3	CEILING
PAINTED STEEL	5	-7	N/A	N/A	N/A	N/A	6	8	248	12	381	300	-0.74	2	0.34	3	CEILING
PAINTED STEEL	7.5	-7	N/A	N/A	N/A	N/A	2	8	288	12	366	270	-0.74	2	-1.01	3	CEILING
PAINTED STEEL	10	-4	N/A	N/A	N/A	N/A	1	8	278	12	394	290	-0.74	2	-3.71	3	CEILING

LB5100-W Low Background Counting System – Smear Analysis

Date: 6/5/95
 Counting Unit id: 1
 Data file name: C:\LBXL\UNIT1\B01-306.XLD
 Batch Ended: 6/5/95 13:55
 Crosstalk Correction: Not Applied

Alpha activity action level (DPM): 20.00
 Beta activity action level (DPM): 200.00
 Certainty level for MDA and flags: 95.00%
 High Voltage Setting: 1410

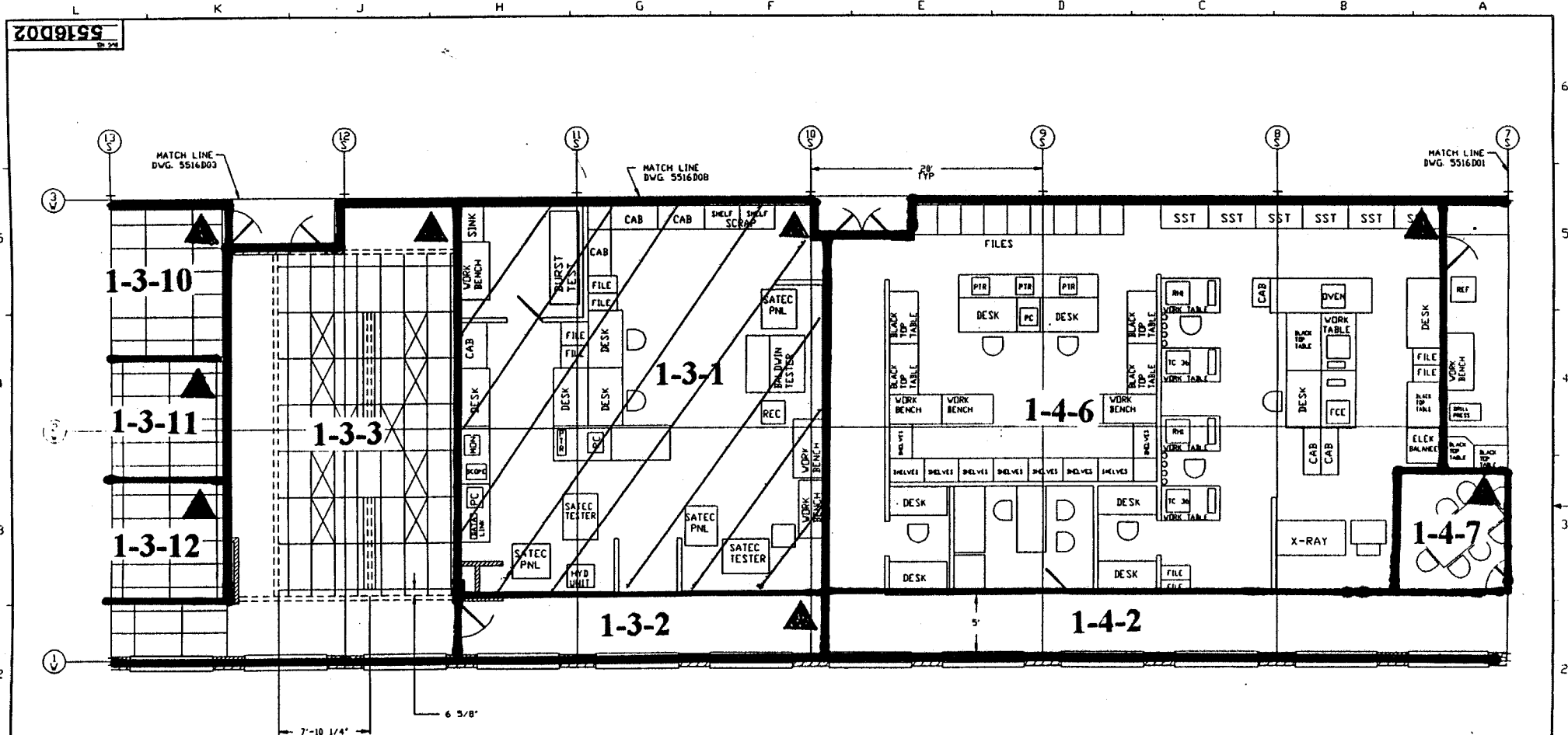
Application Revision: 3
 Application Version: Standard

Batch ID: Blairsville 1-3-1

Carrier	Alpha Activity				Beta Activity				Count time (min)	Alpha CPM	Beta CPM	Completion Date - Time
	DPM	σ	flags	MDA	DPM	σ	flags	MDA				
25	-0.738	1.50	<MDA	7.53	1.69	3.03	<MDA	12.28	2.00	-0.246	0.63	6/5/95 13:44
26	-0.738	1.50	<MDA	7.53	1.69	3.03	<MDA	12.28	2.00	-0.246	0.63	6/5/95 13:46
27	0.760	1.50	<MDA	7.53	-1.01	2.35	<MDA	12.28	2.00	0.254	-0.38	6/5/95 13:49
28	-0.738	1.50	<MDA	7.53	0.34	2.71	<MDA	12.28	2.00	-0.246	0.13	6/5/95 13:51
29	-0.738	1.50	<MDA	7.53	-1.01	2.35	<MDA	12.28	2.00	-0.246	-0.38	6/5/95 13:53
30	-0.738	1.50	<MDA	7.53	-3.71	1.37	<MDA	12.28	2.00	-0.246	-1.38	6/5/95 13:55

Alpha efficiency log file: th230ab Alpha Efficiency: 33.37% Alpha to Beta Crosstalk: 24.79% Alpha Background (CPM): 0.246428571 Alpha Correction Factor: 1.000
Beta efficiency log file: tc99ab Beta Efficiency: 37.06% Beta into Alpha Crosstalk: 0.03% Beta Background (CPM): 1.875 Beta Correction Factor: 1.000

UNIT: 1-3-1
 SN: 01306
 DATE: 3-20-95
 BY: VT/CV/LWS



NOTE: ▲ DESIGNATES NORTHERN MOST WEST CORNER (0, 0 Reference point)

REVISIONS NO. DATE BY 1 11/22/95 VT/CV/LWS 2 12/15/95 VT/CV/LWS 3 1/10/96 VT/CV/LWS 4 1/10/96 VT/CV/LWS 5 1/10/96 VT/CV/LWS	TELEPHONE & HOLDING NOTES 5516D02	WESTINGHOUSE PROPRIETARY DATA THIS DRAWING CONTAINS PROPRIETARY INFORMATION OF THE WESTINGHOUSE ELECTRIC CORPORATION AND IS TO BE KEPT IN CONFIDENCE. ITS CONTENTS MAY NOT BE REPRODUCED OR TRANSMITTED IN ANY FORM OR BY ANY MEANS WITHOUT THE PRIOR WRITTEN PERMISSION OF THE WESTINGHOUSE ELECTRIC CORPORATION.	DESIGNED BY: V. SLAVIN DRAWN BY: CHECKED BY: DATE:	TITLE: MAIN BUILDING EQUIPMENT LAYOUT DT - LABS SCALE: 25' = 12" SHEET 1 OF 1 SHEETS DWG. NO. 5516D02	WESTINGHOUSE ELECTRIC CORPORATION SPECIALTY METALS PLANT BLAIRSVILLE, PA USA
			SHEET NO. 5516D02 OF 5		
			DATE: 11/22/95		

Blairsville Point Survey Form #003

Survey Serial #: **01-307**

Survey Section: **1**
 Survey Unit: **3**
 Survey Sub-unit: **2**

Classification: **4**
 Survey Type: **UPPER**

Survey Date: **3/20/95**
 Count Date: **6/5/95**


Alpha Survey Instruments				
Inst. S/N	Inst. Code	Eff. %	Corr. Fac.	Bkg. CPM
1588	8	20.3	4.93	4

Alpha Counting Instruments				
Inst. S/N	Inst. Code	Eff. %	Corr. Fac.	Bkg. CPM
13295	2	33.96	2.94	0.34

Beta Survey Instruments				
Inst. S/N	Inst. Code	Eff. %	Corr. Fac.	Bkg. CPM
1595	12	32.4	3.09	244

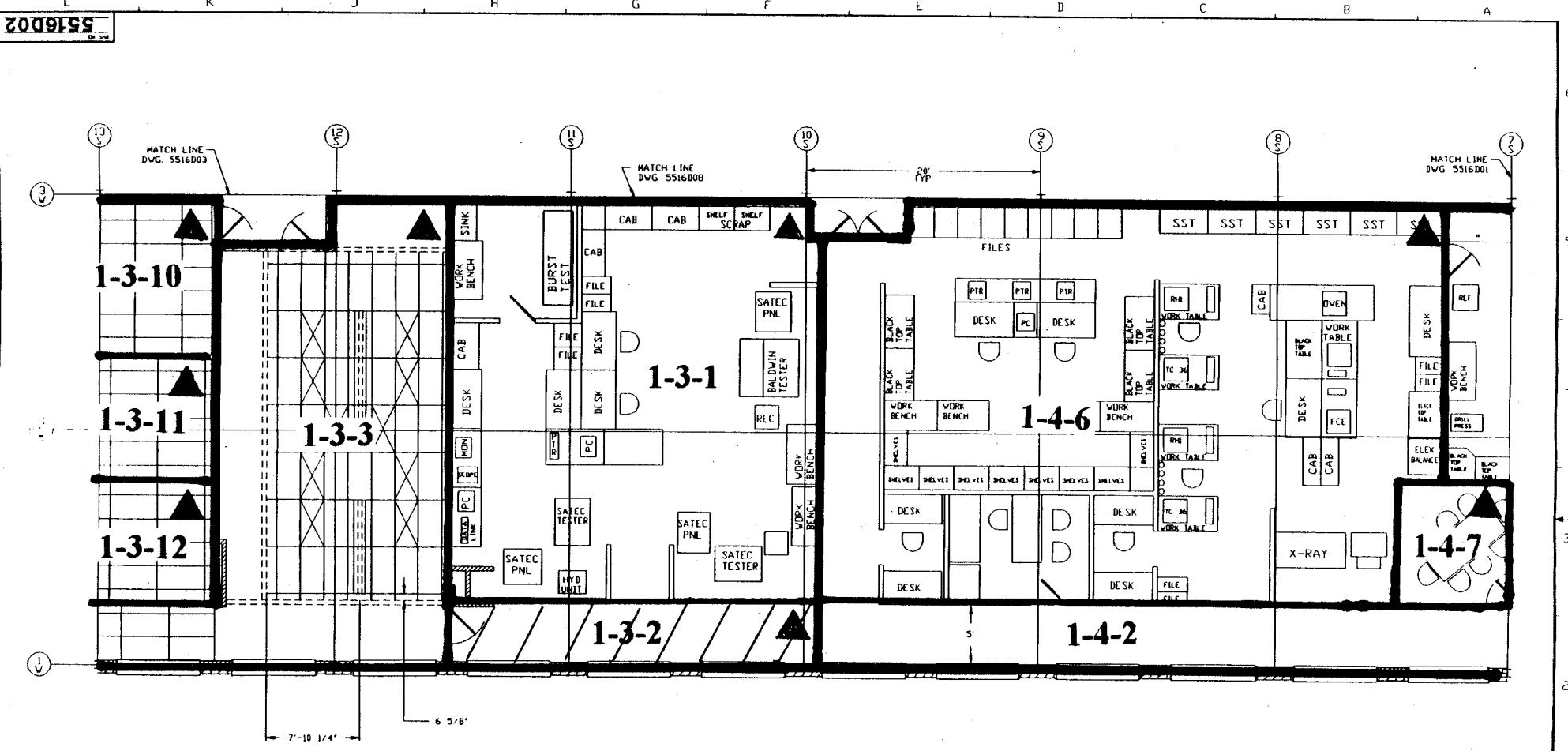
Beta Counting Instruments				
Inst. S/N	Inst. Code	Eff. %	Corr. Fac.	Bkg. CPM
13295	3	37.6	2.66	1.68

Gamma or Beta/Gamma Instruments			
Inst. S/N	Inst. Code	Bkg.	Detection Type

Surveyor: **V. TAYLOR/ C. VERGARI**
 Signature: 

Surface Description	Coordinates		Gamma at 1m uR/hr	Gamma Inst. Code	Beta/Gamma Contact mR/hr	Beta/Gamma Code	Contact Gross 1 min. Count Alpha	Alpha Inst. Code	Contact Gross 1 min. Count Beta	Beta Inst. Code	Scan Contact Gross CPM		Removable DPM/100 cm2 Alpha	Alpha Count Code	Removable DPM/100 cm2 Beta	Beta Count Code	Comments
	X	Y									Max Beta	Avg Beta					
PAINTED STEEL	0.5	-3	N/A	N/A	N/A	N/A	3	8	327	12	405	300	2.26	2	-3.71	3	CEILING
PAINTED STEEL	0.5	7.5	N/A	N/A	N/A	N/A	7	8	303	12	395	300	-0.74	2	-2.36	3	CEILING

UNIT: 1-3-2
 SN: 01-307
 DATE: 3-20-95
 BY: VT/LS/CV



NOTE: ▲ DESIGNATES NORTHERN MOST WEST CORNER (0, 0 Reference point)

<p>REVISIONS</p> <table border="1"> <tr><th>NO.</th><th>DATE</th><th>DESCRIPTION</th></tr> <tr><td>1</td><td></td><td></td></tr> <tr><td>2</td><td></td><td></td></tr> <tr><td>3</td><td></td><td></td></tr> <tr><td>4</td><td></td><td></td></tr> <tr><td>5</td><td></td><td></td></tr> </table>	NO.	DATE	DESCRIPTION	1			2			3			4			5			<p>TELEPHONE & MAILING ADDRESSES WESTINGHOUSE ELECTRIC CORPORATION 460 BRIDGE PLAZA PITTSBURGH, PA 15222 U.S.A.</p> <p>WESTINGHOUSE PROPRIETARY DATA THIS DOCUMENT CONTAINS PROPRIETARY INFORMATION OF THE WESTINGHOUSE ELECTRIC CORPORATION. IT IS TRANSMITTED TO YOU IN CONFIDENCE AND IT IS TO BE RETURNED TO THE SOURCE FROM WHICH IT WAS OBTAINED. IT IS NOT TO BE REPRODUCED OR DISCLOSED TO OTHERS WITHOUT THE PRIOR WRITTEN PERMISSION OF THE WESTINGHOUSE ELECTRIC CORPORATION.</p>	<p>DESIGN BY: M. CLAYSON DATE: 1/1/74 DRAWN BY: [] CHECKED BY: [] APPROVED BY: []</p>	<p>Westinghouse Electric Corporation SPECIALTY METALS PLANT BLAIRSVILLE, PA USA</p> <p>TITLE: MAIN BUILDING EQUIPMENT LAYOUT OF LAB.</p> <p>SCALE: 25' = 1" (1:250) SHEET NO. 5516D02 OF 1 SHEETS REV. NO. 5</p>
NO.	DATE	DESCRIPTION																			
1																					
2																					
3																					
4																					
5																					

LB5100-W Low Background Counting System – Smear Analysis

Date: 6/5/95
 Counting Unit id: 1
 Data file name: C:\LBXL\UNIT1\B01-307.XLD
 Batch Ended: 6/5/95 13:59
 Crosstalk Correction: Not Applied

Alpha activity action level (DPM): 20.00
 Beta activity action level (DPM): 200.00
 Certainty level for MDA and flags: 95.00%
 High Voltage Setting: 1410

Application Revision: 3
 Application Version: Standard

Batch ID: Blairsville 1-3-2

Carrier	Alpha Activity				Beta Activity				Count time (min)	Alpha CPM	Beta CPM	Completion Date - Time
	DPM	σ	flags	MDA	DPM	σ	flags	MDA				
31	2.258	2.12	<AL	7.53	-3.71	1.37	<MDA	12.28	2.00	0.754	-1.38	6/5/95 13:57
32	-0.738	1.50	<MDA	7.53	-2.36	1.92	<MDA	12.28	2.00	-0.246	-0.88	6/5/95 13:59

Alpha efficiency log file: th230ab Alpha Efficiency: 33.37% Alpha to Beta Crosstalk: 24.79% Alpha Background (CPM): 0.246428571 Alpha Correction Factor: 1.000
Beta efficiency log file: tc99ab Beta Efficiency: 37.06% Beta into Alpha Crosstalk: 0.03% Beta Background (CPM): 1.875 Beta Correction Factor: 1.000

Blairsville Point Survey Form #003

Survey Serial #: **B01-308**

Survey Section: **1**

Survey Unit: **3**

Survey Sub-unit: **3**

Classification: **4**

Survey Type: **UPPER**

Survey Date: **3/20/95**

Count Date: **6/5/95**

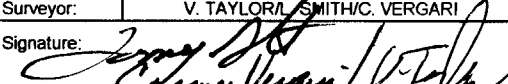
Alpha Survey Instruments				
Inst. S/N	Inst. Code	Eff. %	Corr. Fac.	Bkg. CPM
1588	8	21.2	4.72	4

Beta Survey Instruments				
Inst. S/N	Inst. Code	Eff. %	Corr. Fac.	Bkg. CPM
1595	12	32.4	3.09	244

Gamma or Beta/Gamma Instruments			
Inst. S/N	Inst. Code	Bkg.	Detection Type

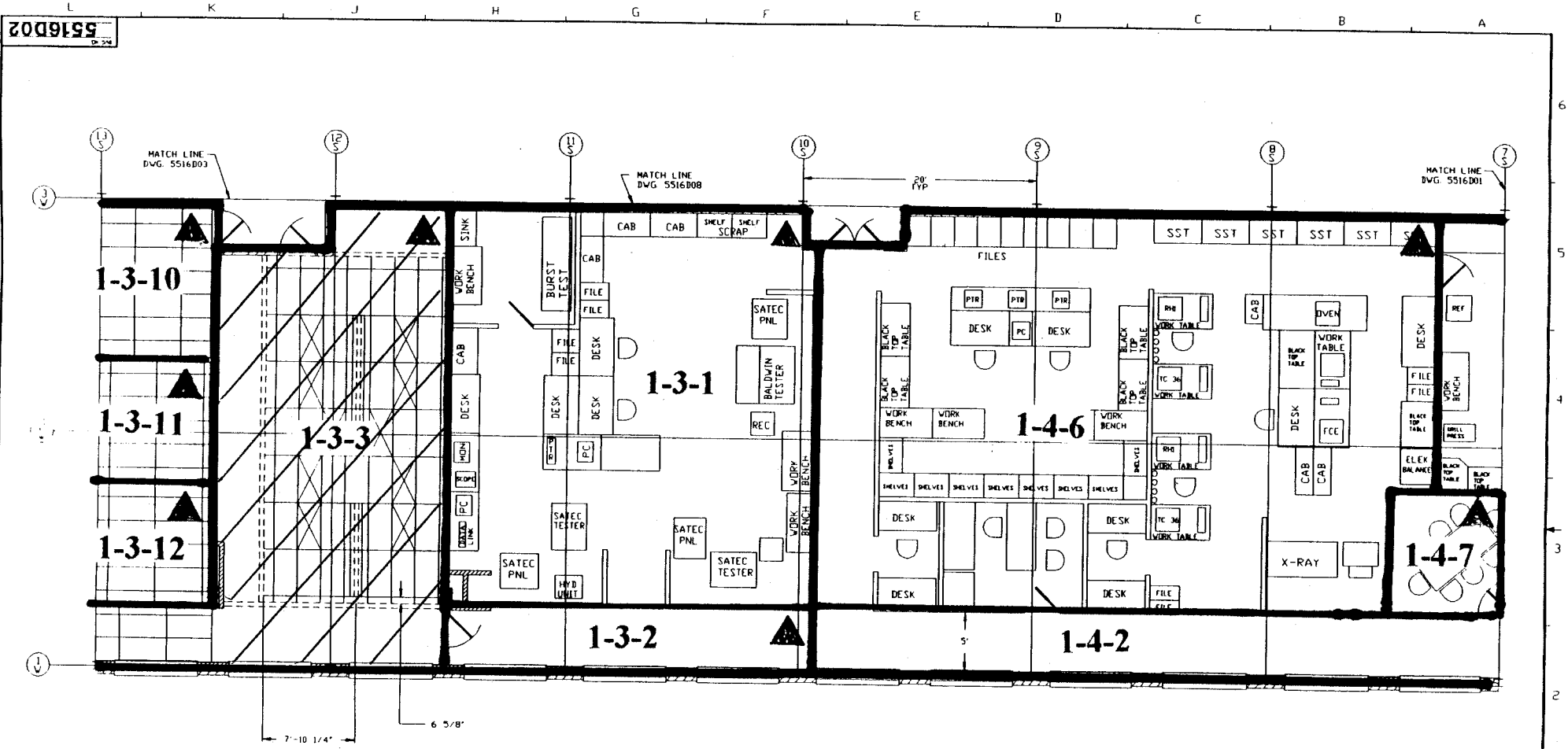
Alpha Counting Instruments				
Inst. S/N	Inst. Code	Eff. %	Corr. Fac.	Bkg. CPM
13295	2	33.96	2.94	0.34

Beta Counting Instruments				
Inst. S/N	Inst. Code	Eff. %	Corr. Fac.	Bkg. CPM
13295	3	37.6	2.66	1.68

Surveyor: **V. TAYLOR/ SMITH/C. VERGARI**
 Signature: 

Surface Description	Coordinates		Gamma at 1m uR/hr	Gamma Inst. Code	Beta/Gamma Contact mR/hr	Beta/Gamma Code	Contact Gross 1 min. Count Alpha	Alpha Inst. Code	Contact Gross 1 min. Count Beta	Beta Inst. Code	Scan Contact Gross CPM		Removable DPM/100 cm2 Alpha	Alpha Count Code	Removable DPM/100 cm2 Beta	Beta Count Code	Comments
											Max Beta	Avg Beta					
	X	Y	uR/hr	Code	mR/hr	Code	Alpha	Code	Beta	Code	Max Beta	Avg Beta	Alpha	Code	Beta	Code	Comments
CEILING	2	-1	N/A	N/A	N/A	N/A	3	8	244	12	352	240	-0.74	2	-3.71	3	PAINTED STEEL
CEILING	3.5	-4	N/A	N/A	N/A	N/A	4	8	231	12	398	250	0.76	2	-3.71	3	PAINTED STEEL
CEILING	7	-5	N/A	N/A	N/A	N/A	4	8	233	12	332	240	0.76	2	-1.01	3	PAINTED STEEL
CEILING	9.5	-3.5	N/A	N/A	N/A	N/A	0	8	224	12	313	250	0.76	2	-2.36	3	PAINTED STEEL
CEILING	11	-3.5	N/A	N/A	N/A	N/A	4	8	263	12	332	250	0.76	2	0.34	3	PAINTED STEEL
CEILING	11	-1.5	N/A	N/A	N/A	N/A	0	8	240	12	349	240	-0.74	2	-1.01	3	PAINTED STEEL
CEILING	11.5	-7	N/A	N/A	N/A	N/A	0	8	285	12	395	300	-0.74	2	0.34	3	PAINTED STEEL
CEILING	11.5	-13	N/A	N/A	N/A	N/A	4	8	285	12	384	300	0.76	2	-2.36	3	PAINTED STEEL
CEILING	11.5	-17.5	N/A	N/A	N/A	N/A	7	8	318	12	411	320	-0.74	2	5.73	3	PAINTED STEEL

UNIT: 1-3-3
 SN: 01-308
 DATE: 3-20-95
 BY: VT/LS/CV



NOTE: ▲ DESIGNATES NORTHERN MOST WEST CORNER (0, 0 Reference point)

<p>5516D02</p>	<p>4</p>	<p>5</p>	<p>WESTINGHOUSE ELECTRIC CORPORATION SPECIALTY METALS PLANT BLAIRSVILLE, PA USA</p>	<p>WESTINGHOUSE PROPRIETARY DATA</p> <p>THIS DOCUMENT CONTAINS PROPRIETARY INFORMATION OF THE WESTINGHOUSE ELECTRIC CORPORATION AND IS NOT TO BE REPRODUCED, COPIED, OR TRANSMITTED IN ANY FORM OR BY ANY MEANS, ELECTRONIC OR MECHANICAL, INCLUDING PHOTOCOPYING, RECORDING, OR BY ANY INFORMATION STORAGE AND RETRIEVAL SYSTEM, WITHOUT THE PRIOR WRITTEN PERMISSION OF THE WESTINGHOUSE ELECTRIC CORPORATION.</p>	<p>DESIGN BY: ELAYSON DATE: 1/12/74</p>	<p>WESTINGHOUSE ELECTRIC CORPORATION SPECIALTY METALS PLANT BLAIRSVILLE, PA USA</p> <p>MAIN BUILDING EQUIPMENT LAYOUT -DC LAB-</p> <p>SCALE: 25' = 12' SHEET 1 OF 1 SH11 DWG. NO. 5516D02</p>
----------------	----------	----------	---	--	--	--

LB5100-W Low Background Counting System – Smear Analysis

Date: 6/5/95
 Counting Unit id: 1
 Data file name: C:\LBXL\UNIT1\B01-308.XLD
 Batch Ended: 6/5/95 14:19
 Crosstalk Correction: Not Applied

Alpha activity action level (DPM): 20.00
 Beta activity action level (DPM): 200.00
 Certainty level for MDA and flags: 95.00%
 High Voltage Setting: 1410

Application Revision: 3
 Application Version: Standard

Alpha efficiency log file: th230ab Alpha Efficiency: 33.37% Alpha to Beta Crosstalk: 24.79% Alpha Background (CPM): 0.246428571 Alpha Correction Factor: 1.000
Beta efficiency log file: tc99ab Beta Efficiency: 37.06% Beta into Alpha Crosstalk: 0.03% Beta Background (CPM): 1.875 Beta Correction Factor: 1.000
Count time (min) Alpha CPM Beta CPM Completion Date - Time
2.00 -0.246 -1.38 6/5/95 14:02
2.00 0.254 -1.38 6/5/95 14:04
2.00 0.254 -0.38 6/5/95 14:06
2.00 0.254 -0.88 6/5/95 14:08
2.00 0.254 0.13 6/5/95 14:11
2.00 -0.246 -0.38 6/5/95 14:13
2.00 -0.246 0.13 6/5/95 14:15
2.00 0.254 -0.88 6/5/95 14:17
2.00 -0.246 2.13 6/5/95 14:19

Batch ID: Blairsville 1-3-3

Carrier	Alpha Activity				Beta Activity			
	DPM	σ	flags	MDA	DPM	σ	flags	MDA
33	-0.738	1.50	<MDA	7.53	-3.71	1.37	<MDA	12.28
34	0.760	1.50	<MDA	7.53	-3.71	1.37	<MDA	12.28
35	0.760	1.50	<MDA	7.53	-1.01	2.35	<MDA	12.28
36	0.760	1.50	<MDA	7.53	-2.36	1.92	<MDA	12.28
37	0.760	1.50	<MDA	7.53	0.34	2.71	<MDA	12.28
38	-0.738	1.50	<MDA	7.53	-1.01	2.35	<MDA	12.28
39	-0.738	1.50	<MDA	7.53	0.34	2.71	<MDA	12.28
40	0.760	1.50	<MDA	7.53	-2.36	1.92	<MDA	12.28
41	-0.738	1.50	<MDA	7.53	5.73	3.83	<AL	12.28

Blairsville Point Survey Form #003

Survey Serial #: **01-309**

Survey Section: **1**
 Survey Unit: **3**
 Survey Sub-unit: **9**

Classification: **4**
 Survey Type: **UPPER**

Survey Date: **3/21/95**
 Count Date: **8/14/95**


Alpha Survey Instruments				
Inst. S/N	Inst. Code	Eff. %	Corr. Fac.	Bkg. CPM
1588	8	21.2	4.72	2

Alpha Counting Instruments				
Inst. S/N	Inst. Code	Eff. %	Corr. Fac.	Bkg. CPM
13295	2	33.96	2.94	0.34

Beta Survey Instruments				
Inst. S/N	Inst. Code	Eff. %	Corr. Fac.	Bkg. CPM
1595	12	32.4	3.09	262

Beta Counting Instruments				
Inst. S/N	Inst. Code	Eff. %	Corr. Fac.	Bkg. CPM
13295	3	37.6	2.66	1.68

Gamma or Beta/Gamma Instruments			
Inst. S/N	Inst. Code	Bkg.	Detection Type

Surveyor: **V. TAYLOR/L. SMITH/C. VERGARI**
 Signature: 

Surface Description	Coordinates		Gamma at 1m uR/hr	Gamma Inst. Code	Beta/Gamma Contact mR/hr	Beta/Gamma Code	Contact Gross 1 min. Count Alpha	Alpha Inst. Code	Contact Gross 1 min. Count Beta	Beta Inst. Code	Scan Contact Gross CPM		Removable DPM/100 cm2 Alpha	Alpha Count Code	Removable DPM/100 cm2 Beta	Beta Count Code	Comments
	X	Y									Max Beta	Avg Beta					
CEILING	3.2	-1	N/A	N/A	N/A	N/A	5	8	283	12	339	240	-0.99	2	3.51	3	PAINTED STEEL

LB5100-W Low Background Counting System -- Smear Analysis

Date: 8/14/95
 Counting Unit id: 1
 Data file name: C:\LBXL\UNIT1\B01-309.XLD
 Batch Ended: 8/14/95 10:17
 Crosstalk Correction: Not Applied

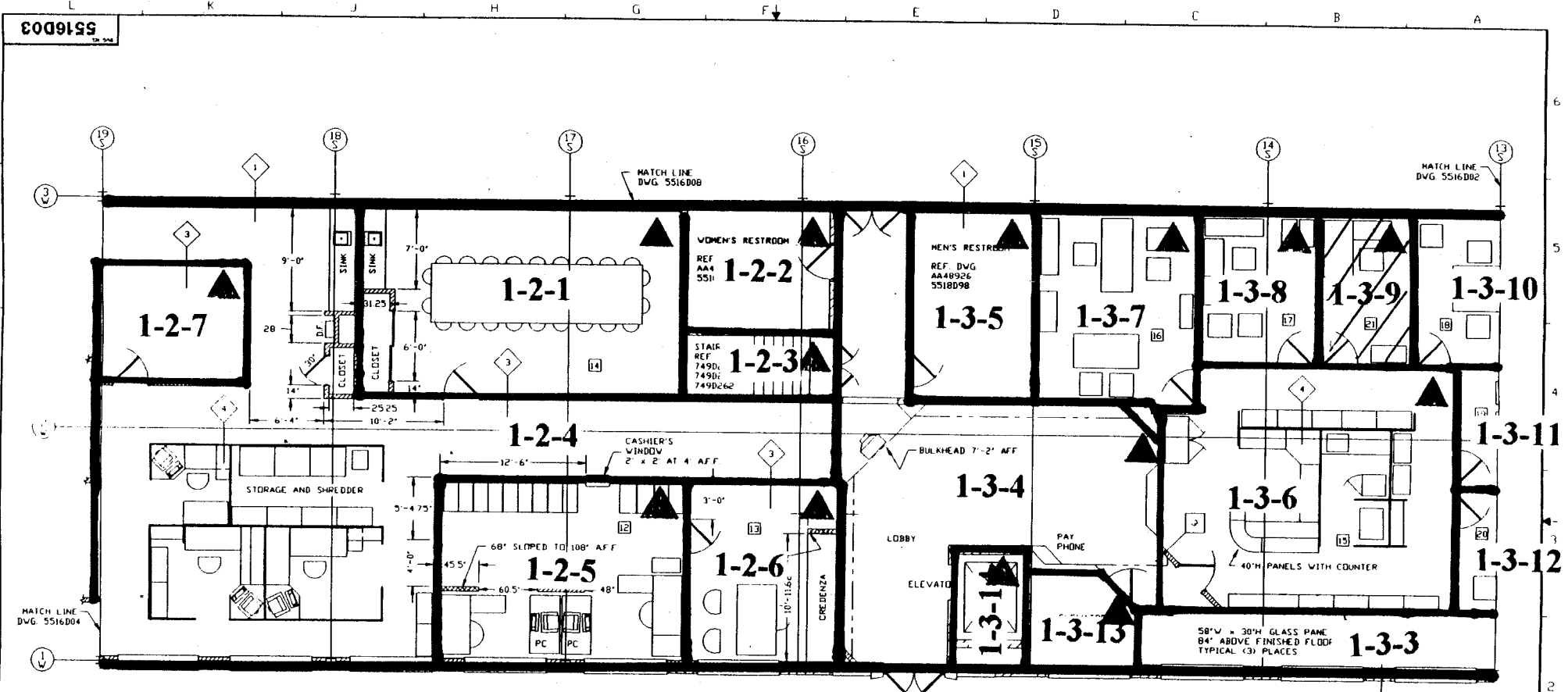
Alpha activity action level (DPM): 20.00
 Beta activity action level (DPM): 200.00
 Certainty level for MDA and flags: 95.00%
 High Voltage Setting: 1440
 Application Revision: 3
 Application Version: Standard

Alpha efficiency log file: th230ab Alpha Efficiency: 33.96% Alpha to Beta Crosstalk: 24.36% Alpha Background (CPM): 0.335714286 Alpha Correction Factor: 1.000			
Beta efficiency log file: tc99ab Beta Efficiency: 37.60% Beta into Alpha Crosstalk: 0.17% Beta Background (CPM): 1.678571429 Beta Correction Factor: 1.000			
Count time (min)	Alpha CPM	Beta CPM	Completion Date - Time
2.00	-0.336	1.32	8/14/95 10:17

Batch ID: BLAIRSVILLE 1-3-9

Carrier	Alpha Activity				Beta Activity			
	DPM	σ	flags	MDA	DPM	σ	flags	MDA
1	-0.989	1.48	<MDA	7.98	3.51	3.27	<MDA	11.67

UNIT: 1-3-9
 SN: 01-309
 DATE: 3-21-95
 BY: LSK/VJT



- LEGEND
- ◊ 8" BLOCK, 3/4" PLASTER, AND 5/8" DRYWALL
 - ◊ 4" BRICK, 4" BLOCK, 1" PLASTER, 3-1/2" WOOD FRAME W/ INSULATION
 - ◊ 3-1/2" WOOD FRAME AND 5/8" DRYWALL 115" HIGH
 - ◊ WESTINGHOUSE MODULAR WALL UNITS (ASB) 60" HIGH
 - ▨ = 3-1/2" WOOD FRAME AND 5/8" DRYWALL PARTITIONS CONSTRUCTED AS NOTED

FRONT ENTRANCE
 LEGEND

NOTE: ▲ DESIGNATES NORTHERN MOST WEST CORNER (0, 0 Reference point)

DESIGN	W. CLAYSON	DATE	11/74
DRAWN			
CHECKED			
DESIGN			
W. CLAYSON			
DATE			
SCALE	25' = 1"		
SHEET	1 OF 1 SHEETS	DWG NO.	5516D03

Westinghouse Electric Corporation
 SPECIALTY METALS PLANT BLAIRSVILLE, PA USA

TITLE
 MAIN BUILDING
 EQUIPMENT LAYOUT
 OFFICE AREA

117

Blairsville Point Survey Form #003

Survey Serial #:	B01-310
Survey Section:	1
Survey Unit:	3
Survey Sub-unit:	6

Alpha Survey Instruments				
Inst. S/N	Inst. Code	Eff. %	Corr. Fac.	Bkg. CPM
1588	8	21.2	4.72	2


Beta Survey Instruments				
Inst. S/N	Inst. Code	Eff. %	Corr. Fac.	Bkg. CPM
1595	12	32.4	3.09	262

Gamma or Beta/Gamma Instruments			
Inst. S/N	Inst. Code	Bkg.	Detection Type

Classification:	4
Survey Type:	UPPER
Survey Date:	3/21/95
Count Date:	8/14/95

Alpha Counting Instruments				
Inst. S/N	Inst. Code	Eff. %	Corr. Fac.	Bkg. CPM
13295	2	33.96	2.94	0.34

Beta Counting Instruments				
Inst. S/N	Inst. Code	Eff. %	Corr. Fac.	Bkg. CPM
13295	3	37.6	2.66	1.68

Surveyor:	V. TAYLOR/L. SMITH/C. VERGARI
Signature:	

Surface Description	Coordinates		Gamma at 1m	Gamma Inst.	Beta/Gamma Contact	Beta/Gamma	Contact Gross 1 min. Count	Alpha Inst.	Contact Gross 1 min. Count	Beta Inst.	Scan Contact Gross CPM		Removable DPM/100 cm2	Alpha Count	Removable DPM/100 cm2	Beta Count	Comments
	X	Y	uR/hr	Code	mR/hr	Code	Alpha	Code	Beta	Code	Gross CPM		Alpha	Code	Beta	Code	
											Max Beta	Avg Beta					
CEILING	5	-2.5	N/A	N/A	N/A	N/A	3	8	316	12	341	240	0.48	2	2.18	3	PAINTED METAL
CEILING	0.5	-0.5	N/A	N/A	N/A	N/A	2	8	254	12	363	260	0.48	2	0.85	3	PAINTED METAL
CEILING	0.5	-5	N/A	N/A	N/A	N/A	7	8	235	12	331	240	-0.99	2	-3.13	3	PAINTED I-BEAM
CEILING	2.5	-5	N/A	N/A	N/A	N/A	2	8	243	12	389	270	-0.99	2	-0.47	3	PAINTED METAL

LB5100-W Low Background Counting System -- Smear Analysis

Date: 8/14/95
 Counting Unit id: 1
 Data file name: C:\LBXL\UNIT1\B01-310.XLD
 Batch Ended: 8/14/95 10:27
 Crosstalk Correction: Not Applied

Alpha activity action level (DPM): 20.00
 Beta activity action level (DPM): 200.00
 Certainty level for MDA and flags: 95.00%
 High Voltage Setting: 1440

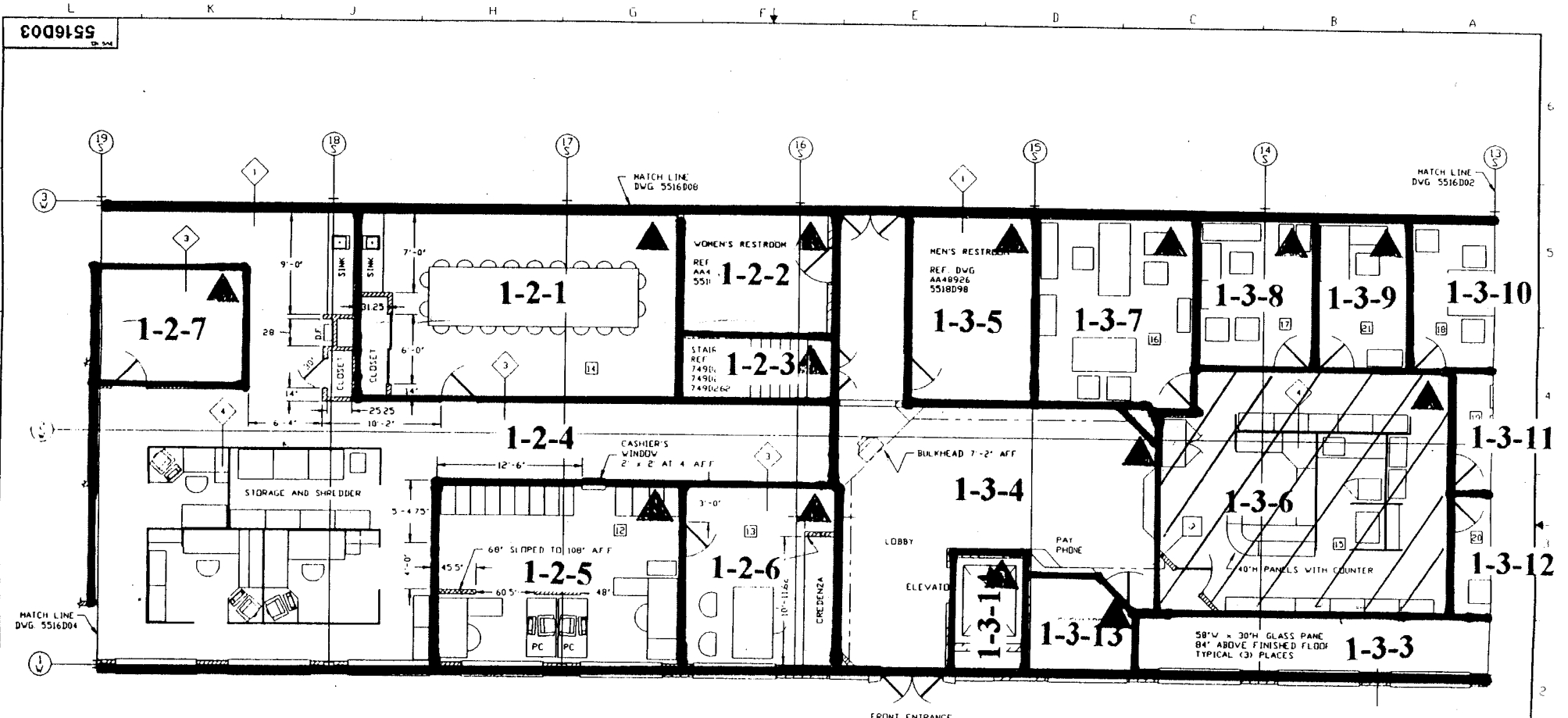
Application Revision: 3
 Application Version: Standard

Batch ID: BLAIRSVILLE 1-3-6

Carrier	Alpha Activity				Beta Activity				Count time (min)	Alpha CPM	Beta CPM	Completion Date - Time
	DPM	σ	flags	MDA	DPM	σ	flags	MDA				
2	0.484	1.48	<MDA	7.98	2.18	2.99	<MDA	11.67	2.00	0.164	0.82	8/14/95 10:21
3	0.484	1.48	<MDA	7.98	0.85	2.68	<MDA	11.67	2.00	0.164	0.32	8/14/95 10:23
4	-0.989	1.48	<MDA	7.98	-3.13	1.36	<MDA	11.67	2.00	-0.336	-1.18	8/14/95 10:25
5	-0.989	1.48	<MDA	7.98	-0.47	2.32	<MDA	11.67	2.00	-0.336	-0.18	8/14/95 10:27

Alpha efficiency log file: th230ab Alpha Efficiency: 33.96% Alpha to Beta Crosstalk: 24.36% Alpha Background (CPM): 0.335714286 Alpha Correction Factor: 1.000
Beta efficiency log file: tc99ab Beta Efficiency: 37.60% Beta into Alpha Crosstalk: 0.17% Beta Background (CPM): 1.678571429 Beta Correction Factor: 1.000

UNIT: 1-3-6
 SN. 1-310
 DATE: 3-21-95
 BY: LS/CV/VT



- LEGEND
- ◆ 8" BLOCK, 3/4" PLASTER, AND 5/8" DRYWALL
 - ◆ 4" BRICK, 4" BLOCK, 1" PLASTER, 3-1/2" WOOD FRAME W/INSULATION
 - ◆ 3-1/2" WOOD FRAME AND 5/8" DRYWALL 115' HIGH
 - ◆ WESTINGHOUSE MODULAR WALL UNITS (ASB) 60" HIGH
 - ◆ 3-1/2" WOOD FRAME AND 5/8" DRYWALL PARTITIONS CONSTRUCTED AS NOTED

NOTE: ▲ DESIGNATES NORTHERN MOST WEST CORNER (0, 0 Reference point)

5516D03 <small>REV. 01</small>		Westinghouse Electric Corporation SPECIALTY METALS PLANT BLAIRSVILLE, PA, U.S.A.	
TITLE MAIN BUILDING EQUIPMENT LAYOUT OFFICE AREA		SCALE 1/8" = 1'-0"	
DATE 3-21-95		DRAWING NO. 5516D03	

Blairsville Point Survey Form #003

Survey Serial #:	B01-311
------------------	----------------

Survey Section:	1
-----------------	---

Survey Unit:	3
--------------	---

Survey Sub-unit:	10
------------------	----

Classification:	4
-----------------	---

Survey Type:	UPPER
--------------	-------

Survey Date:	3/21/95
--------------	---------

Count Date:	8/14/95
-------------	---------


Alpha Survey Instruments				
Inst. S/N	Inst. Code	Eff. %	Corr. Fac.	Bkg. CPM
1588	8	21.2	4.72	2

Beta Survey Instruments				
Inst. S/N	Inst. Code	Eff. %	Corr. Fac.	Bkg. CPM
1595	12	32.4	3.09	262

Gamma or Beta/Gamma Instruments			
Inst. S/N	Inst. Code	Bkg.	Detection Type

Alpha Counting Instruments				
Inst. S/N	Inst. Code	Eff. %	Corr. Fac.	Bkg. CPM
13295	2	33.96	2.94	0.34

Beta Counting Instruments				
Inst. S/N	Inst. Code	Eff. %	Corr. Fac.	Bkg. CPM
13295	3	37.6	2.66	1.68

Surveyor:	V. TAYLOR/L. SMITH/C. VERGARI
Signature:	

Surface Description	Coordinates		Gamma at 1m uR/hr	Gamma Inst. Code	Beta/Gamma Contact mR/hr	Beta/Gamma Code	Contact Gross 1 min. Count Alpha	Alpha Inst. Code	Contact Gross 1 min. Count Beta	Beta Inst. Code	Scan Contact Gross CPM		Removable DPM/100 cm2 Alpha	Alpha Count Code	Removable DPM/100 cm2 Beta	Beta Count Code	Comments
	X	Y									Max Beta	Avg Beta					
CEILING	3	-1	N/A	N/A	N/A	N/A	4	8	295	12	346	240	1.96	2	-0.47	3	PAINTED METAL
CEILING	1.3	-2.5	N/A	N/A	N/A	N/A	2	8	279	12	412	230	-0.99	2	-1.80	3	PAINTED METAL

LB5100-W Low Background Counting System -- Smear Analysis

Date: 8/14/95
 Counting Unit id: 1
 Data file name: C:\LBXL\UNIT1\B01-311.XLD
 Batch Ended: 8/14/95 10:32
 Crosstalk Correction: Not Applied

Alpha activity action level (DPM): 20.00
 Beta activity action level (DPM): 200.00
 Certainty level for MDA and flags: 95.00%
 High Voltage Setting: 1440

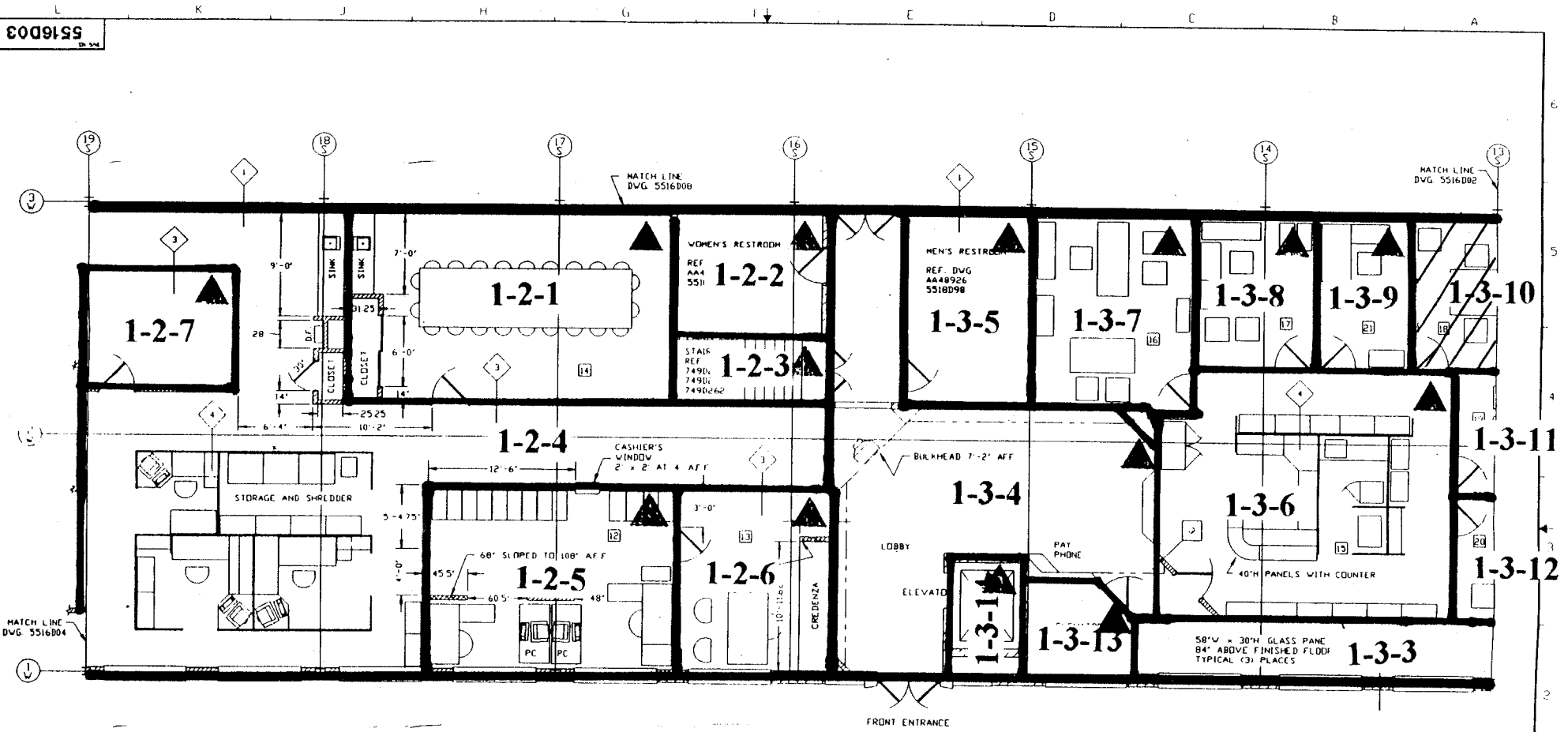
Application Revision: 3
 Application Version: Standard

Batch ID: BLAIRSVILLE 1-3-10

Carrier	Alpha Activity				Beta Activity				Count time (min)	Alpha CPM	Beta CPM	Completion Date - Time
	DPM	σ	flags	MDA	DPM	σ	flags	MDA				
6	1.956	2.09	<MDA	7.98	-0.47	2.32	<MDA	11.67	2.00	0.664	-0.18	8/14/95 10:30
7	-0.989	1.48	<MDA	7.98	-1.80	1.90	<MDA	11.67	2.00	-0.336	-0.68	8/14/95 10:32

Alpha efficiency log file: th230ab Alpha Efficiency: 33.96% Alpha to Beta Crosstalk: 24.36% Alpha Background (CPM): 0.335714286 Alpha Correction Factor: 1.000
Beta efficiency log file: tc99ab Beta Efficiency: 37.60% Beta into Alpha Crosstalk: 0.17% Beta Background (CPM): 1.678571429 Beta Correction Factor: 1.000

UNIT: 1-2-10
 SN: 01-11
 DATE: 3-21-95
 BY: CV/VT/LW

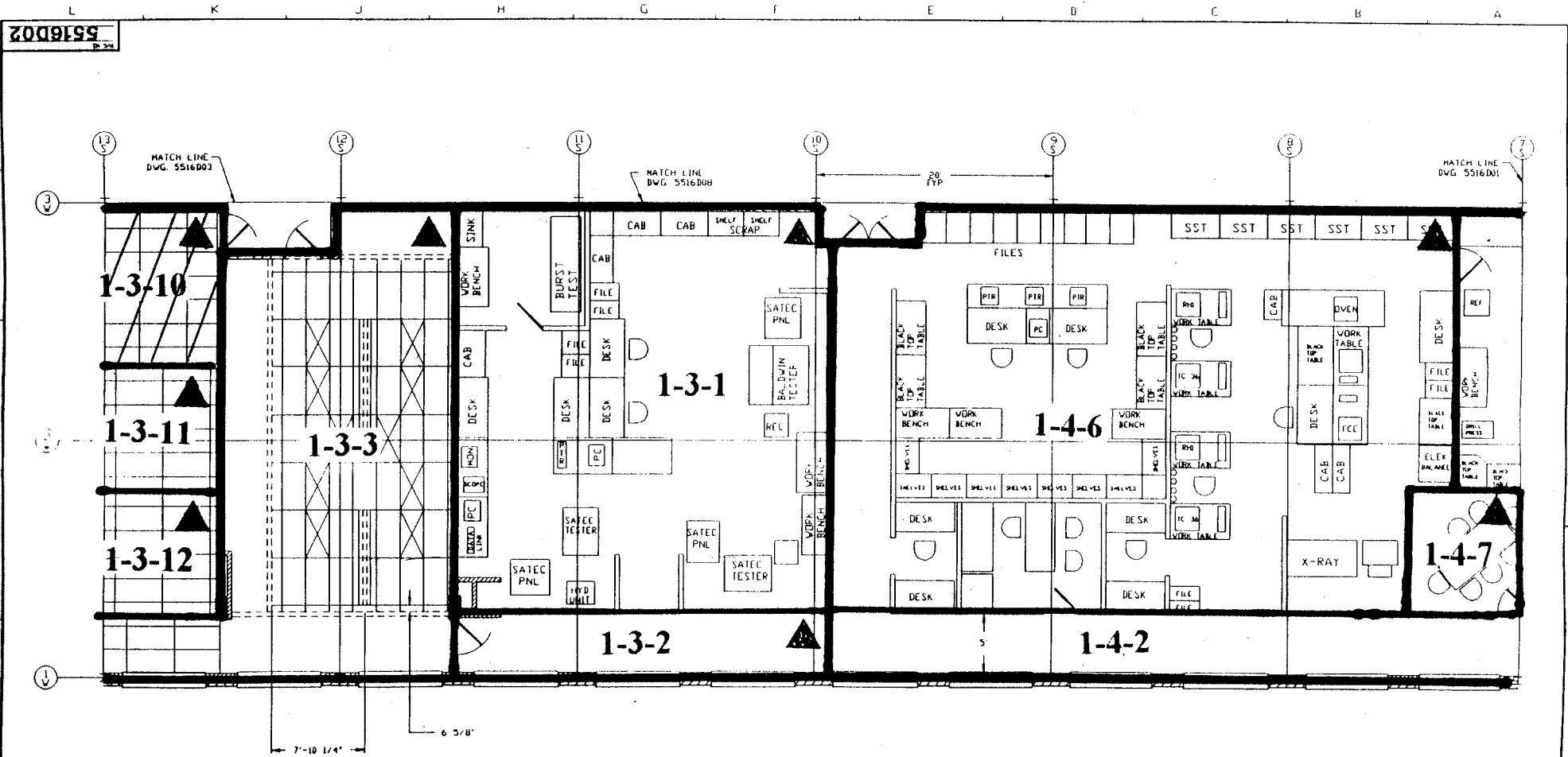


- LEGEND
- ◊ 8" BLOCK, 3/4" PLASTER, AND 5/8" DRYWALL
 - ◊ 4" BRICK, 4" BLOCK, 1" PLASTER, 3-1/2" WOOD FRAME W/INSULATION
 - ◊ 3-1/2" WOOD FRAME AND 5/8" DRYWALL 115" HIGH
 - ◊ WESTINGHOUSE MODULAR WALL UNITS (ASD) 60" HIGH
 - ▨ = 3-1/2" WOOD FRAME AND 5/8" DRYWALL PARTITIONS CONSTRUCTED AS NOTED

NOTE: ▲ DESIGNATES NORTHERN MOST WEST CORNER (0, 0 Reference point)

DEL. DATE BY APP. DATE BY APP. DATE BY APP. DATE	CLASSIFICATION PROJECT NO. SHEET NO.	Westinghouse Electric Corporation SPECIALTY METALS PLANT BLAIRSVILLE, PA USA	TITLE MAIN BUILDING EQUIPMENT LAYOUT OFFICE AREA
			SCALE 25' = 1"
DRAWING NO. 5516D03		SHEET NO.	

UNIT: 1-3-10
 SN: 1-311
 DATE: 3-21-95
 BY: LS/CV/T



NOTE: ▲ DESIGNATES NORTHERN MOST WEST CORNER (0, 0 Reference point)

1	2	3	4	5	6

REVISIONS & MODIFICATIONS 1. REVISED TO REFLECT CHANGES MADE IN THE FIELD 2. REVISED TO REFLECT CHANGES MADE IN THE FIELD 3. REVISED TO REFLECT CHANGES MADE IN THE FIELD 4. REVISED TO REFLECT CHANGES MADE IN THE FIELD 5. REVISED TO REFLECT CHANGES MADE IN THE FIELD 6. REVISED TO REFLECT CHANGES MADE IN THE FIELD 7. REVISED TO REFLECT CHANGES MADE IN THE FIELD 8. REVISED TO REFLECT CHANGES MADE IN THE FIELD 9. REVISED TO REFLECT CHANGES MADE IN THE FIELD 10. REVISED TO REFLECT CHANGES MADE IN THE FIELD		WESTINGHOUSE PROPRIETARY DATA THIS DRAWING IS THE PROPERTY OF WESTINGHOUSE ELECTRIC CORPORATION AND IS TO BE USED ONLY FOR THE PROJECT AND SITE SPECIFICALLY IDENTIFIED THEREON. IT IS NOT TO BE REPRODUCED OR TRANSMITTED IN ANY FORM OR BY ANY MEANS, ELECTRONIC OR MECHANICAL, INCLUDING PHOTOCOPYING, RECORDING, OR BY ANY INFORMATION STORAGE AND RETRIEVAL SYSTEM, WITHOUT THE WRITTEN PERMISSION OF THE WESTINGHOUSE MANUFACTURING DIVISION.		DES. BY: X. LAYTON DATE: 3/21/95 DRAWN BY: J. L. DODD DATE: 3/21/95 CHECKED BY: J. L. DODD DATE: 3/21/95 APPROVED BY: J. L. DODD DATE: 3/21/95		Westinghouse Electric Corporation SPECIALTY METALS PLANT - BEIRSVILLE, PA, USA MAIN BUILDING EQUIPMENT LAYOUT DATE: 3/21/95 SCALE: 1/4" = 1'-0" SHEET NO. 5516D02 OF 5	
--	--	--	--	---	--	---	--

Blairsville Point Survey Form #003

Survey Serial #: **B01-312**

Survey Section: **1**

Survey Unit: **3**

Survey Sub-unit: **4**

Classification: **4**

Survey Type: **UPPER**

Survey Date: **3/21/95**

Count Date: **8/14/95**


Alpha Survey Instruments				
Inst. S/N	Inst. Code	Eff. %	Corr. Fac.	Bkg. CPM
1588	8	21.2	4.72	4

Beta Survey Instruments				
Inst. S/N	Inst. Code	Eff. %	Corr. Fac.	Bkg. CPM
1595	12	32.4	3.09	244

Gamma or Beta/Gamma Instruments			
Inst. S/N	Inst. Code	Bkg.	Detection Type

Alpha Counting Instruments				
Inst. S/N	Inst. Code	Eff. %	Corr. Fac.	Bkg. CPM
13295	2	33.96	2.94	0.34

Beta Counting Instruments				
Inst. S/N	Inst. Code	Eff. %	Corr. Fac.	Bkg. CPM
13295	3	37.6	2.66	1.68

Surveyor: **V. TAYLOR/L. SMITH/C. VERGARI**
 Signature: 

Surface Description	Coordinates		Gamma at 1m uR/hr	Gamma Inst. Code	Beta/Gamma Contact mR/hr	Beta/Gamma Code	Contact Gross 1 min. Count Alpha	Alpha Inst. Code	Contact Gross 1 min. Count Beta	Beta Inst. Code	Scan Contact Gross CPM		Removable DPM/100 cm2 Alpha	Alpha Count Code	Removable DPM/100 cm2 Beta	Beta Count Code	Comments
											Max Beta	Avg Beta					
	X	Y															
CEILING	1.2	-2	N/A	N/A	N/A	N/A	1	8	275	12	329	270	-0.99	2	-0.47	3	PAINTED STEEL
CEILING	1.2	-3.5	N/A	N/A	N/A	N/A	1	8	285	12	369	290	-0.99	2	-1.80	3	PAINTED STEEL
CEILING	1.2	-5.5	N/A	N/A	N/A	N/A	2	8	285	12	371	260	-0.99	2	-1.80	3	PAINTED STEEL
CEILING	2.5	-6.5	N/A	N/A	N/A	N/A	5	8	249	12	340	230	-0.99	2	2.18	3	PAINTED STEEL
CEILING	4.5	-6.5	N/A	N/A	N/A	N/A	4	8	267	12	355	260	-0.99	2	-1.80	3	PAINTED STEEL
CEILING	-2	-7.5	N/A	N/A	N/A	N/A	3	8	285	12	401	280	-0.99	2	6.17	3	PAINTED STEEL

LB5100-W Low Background Counting System -- Smear Analysis

Date: 8/14/95
 Counting Unit id: 1
 Data file name: C:\LBXL\UNIT1\B01-312.XLD
 Batch Ended: 8/14/95 10:45
 Crosstalk Correction: Not Applied

Alpha activity action level (DPM): 20.00
 Beta activity action level (DPM): 200.00
 Certainty level for MDA and flags: 95.00%
 High Voltage Setting: 1440

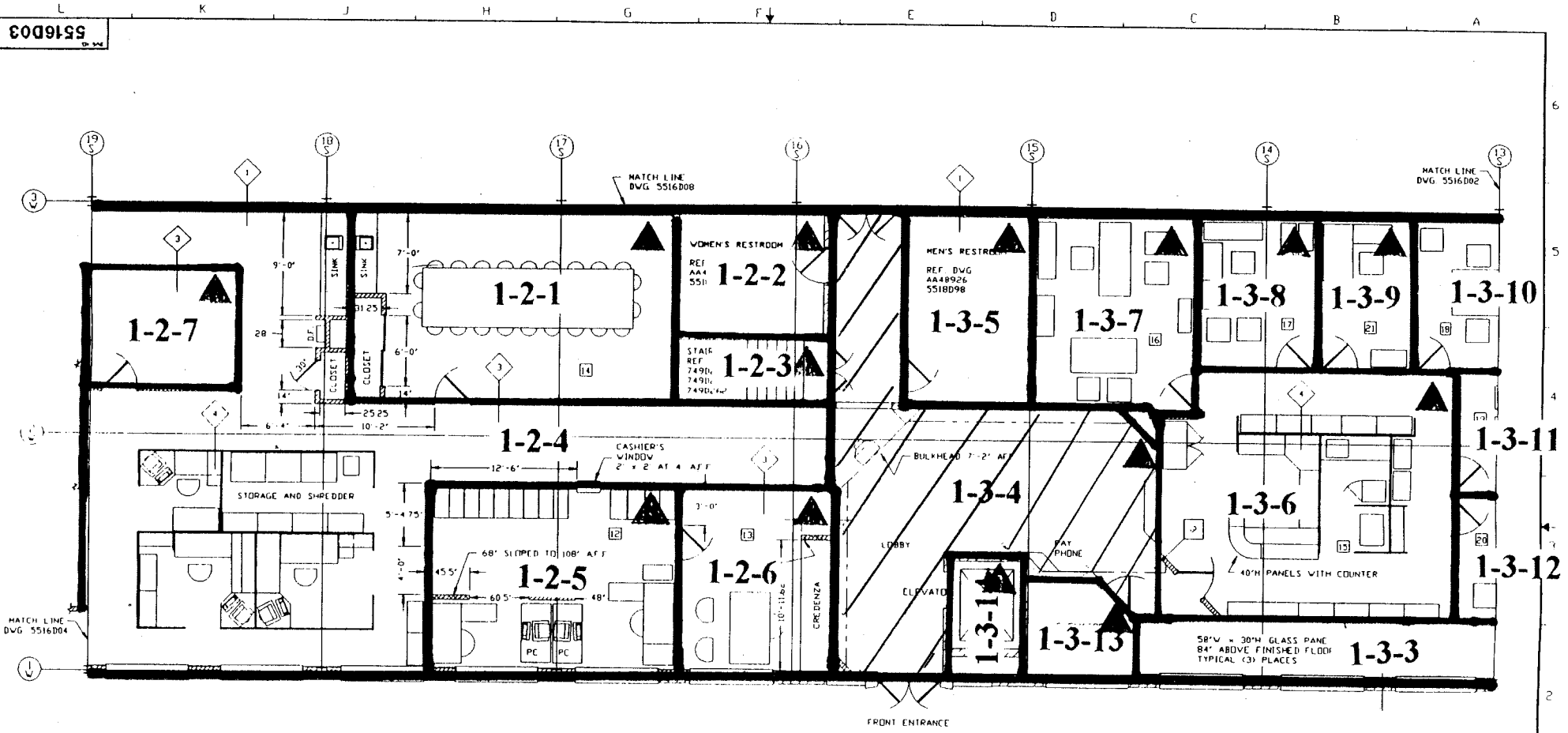
Application Revision: 3
 Application Version: Standard

Alpha efficiency log file: th230ab Alpha Efficiency: 33.96% Alpha to Beta Crosstalk: 24.36% Alpha Background (CPM): 0.335714286 Alpha Correction Factor: 1.000
Beta efficiency log file: tc99ab Beta Efficiency: 37.60% Beta into Alpha Crosstalk: 0.17% Beta Background (CPM): 1.678571429 Beta Correction Factor: 1.000

Batch ID: BLAIRSVILLE 1-3-4

Carrier	Alpha Activity				Beta Activity				Count time (min)	Alpha CPM	Beta CPM	Completion Date - Time
	DPM	σ	flags	MDA	DPM	σ	flags	MDA				
8	-0.989	1.48	<MDA	7.98	-0.47	2.32	<MDA	11.67	2.00	-0.336	-0.18	8/14/95 10:34
9	-0.989	1.48	<MDA	7.98	-1.80	1.90	<MDA	11.67	2.00	-0.336	-0.68	8/14/95 10:36
10	-0.989	1.48	<MDA	7.98	-1.80	1.90	<MDA	11.67	2.00	-0.336	-0.68	8/14/95 10:38
11	-0.989	1.48	<MDA	7.98	2.18	2.99	<MDA	11.67	2.00	-0.336	0.82	8/14/95 10:41
12	-0.989	1.48	<MDA	7.98	-1.80	1.90	<MDA	11.67	2.00	-0.336	-0.68	8/14/95 10:43
13	-0.989	1.48	<MDA	7.98	6.17	3.77	<AL	11.67	2.00	-0.336	2.32	8/14/95 10:45

UNIT: 1-3-4
 SN: 312
 DATE: 3-21-95
 BY: LSV/TICV



- LEGEND
- ① 8" BLOCK, 3/4" PLASTER, AND 5/8" DRYWALL
 - ② 4" BRICK, 4" BLOCK, 1" PLASTER, 3-1/2" WOOD FRAME W/INSULATION
 - ③ 3-1/2" WOOD FRAME AND 5/8" DRYWALL 115' HIGH
 - ④ WESTINGHOUSE MODULAR WALL UNITS (ASD) 60" HIGH
 - ⑤ 3-1/2" WOOD FRAME AND 5/8" DRYWALL PARTITIONS CONSTRUCTED AS NOTED

NOTE: ▲ DESIGNATES NORTHERN MOST WEST CORNER (0, 0 Reference point)

DESIGNER: CLAWSON	DATE: 3-21-95	Westinghouse Electric Corporation SPECIALTY METALS PLANT, BLAIRSVILLE, PA USA
PROJECT: 5516D03	SCALE: 1/8" = 1'-0"	
MAIN BUILDING EQUIPMENT LAYOUT OFFICE AREA		SHEET NO: 5516D03

Blairsville Point survey Form #003

Survey Serial #:	01-313
------------------	--------

Survey Section:	1
Survey Unit:	3
Survey Sub-unit:	11

Classification:	4
Survey Type:	UPPER

Survey Date:	3/21/95
Count Date:	8/14/95


Alpha Survey Instruments				
Inst. S/N	Inst. Code	Eff. %	Corr. Fac.	Bkg. CPM
1588	8	21.2	4.72	2

Alpha Counting Instruments				
Inst. S/N	Inst. Code	Eff. %	Corr. Fac.	Bkg. CPM
13295	2	33.96	2.94	0.34

Beta Survey Instruments				
Inst. S/N	Inst. Code	Eff. %	Corr. Fac.	Bkg. CPM
1595	12	32.4	3.09	262

Beta Counting Instruments				
Inst. S/N	Inst. Code	Eff. %	Corr. Fac.	Bkg. CPM
13295	3	37.6	2.66	1.68

Gamma or Beta/Gamma Instruments			
Inst. S/N	Inst. Code	Bkg.	Detection Type

Surveyor:	V. TAYLOR/L. SMITH/C. VERGARI
Signature:	

Surface Description	Coordinates		Gamma at 1m	Gamma Inst.	Beta/Gamma Contact	Beta/Gamma	Contact Gross 1 min. Count	Alpha Inst.	Contact Gross 1 min. Count	Beta Inst.	Scan Contact Gross CPM		Removable DPM/100 cm2	Alpha Count	Removable DPM/100 cm2	Beta Count	Comments
	X	Y	uR/hr	Code	mR/hr	Code	Alpha	Beta	Code	Code	Max Beta	Avg Beta	Alpha	Beta	Code		
CEILING	1	-3.2	N/A	N/A	N/A	N/A	1	8	311	12	361	240	-0.99	2	-1.80	3	PAINTED STEEL

LB5100-W Low Background Counting System -- Smear Analysis

Date: 8/14/95
 Counting Unit id: 1
 Data file name: C:\LBXL\UNIT1\B01-313.XLD
 Batch Ended: 8/14/95 10:47
 Crosstalk Correction: Not Applied

Alpha activity action level (DPM): 20.00
 Beta activity action level (DPM): 200.00
 Certainty level for MDA and flags: 95.00%
 High Voltage Setting: 1440

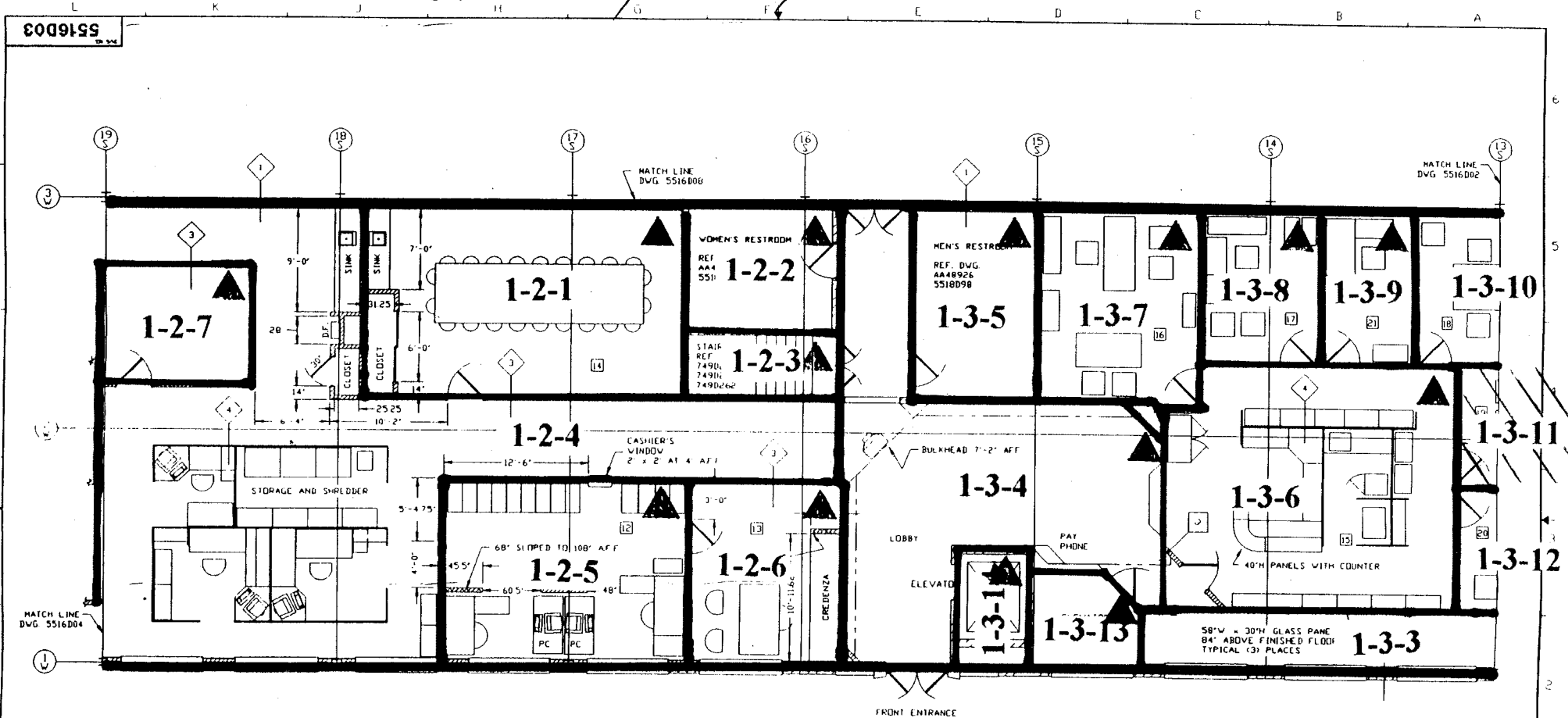
Application Revision: 3
 Application Version: Standard

Batch ID: BLAIRSVILLE 1-3-11

Carrier	Alpha Activity				Beta Activity			
	DPM	σ	flags	MDA	DPM	σ	flags	MDA
14	-0.989	1.48	<MDA	7.98	-1.80	1.90	<MDA	11.67

Alpha efficiency log file: th230ab Alpha Efficiency: 33.96% Alpha to Beta Crosstalk: 24.36% Alpha Background (CPM): 0.335714286 Alpha Correction Factor: 1.000			
Beta efficiency log file: tc99ab Beta Efficiency: 37.60% Beta into Alpha Crosstalk: 0.17% Beta Background (CPM): 1.678571429 Beta Correction Factor: 1.000			
Count time (min)	Alpha CPM	Beta CPM	Completion Date - Time
2.00	-0.336	-0.68	8/14/95 10:47

S/N '01-313
 DATE: 3/21/95
 BY: L. SMITH / U. TAYLOR / C. VERGARI



LEGEND

- ◊ 8" BLOCK, 3/4" PLASTER, AND 5/8" DRYWALL
- ◊ 4" BRICK, 4" BLOCK, 1" PLASTER, 3-1/2" WOOD FRAME W/INSULATION
- ◊ 3-1/2" WOOD FRAME AND 5/8" DRYWALL 115' HIGH
- ◊ WESTINGHOUSE MODULAR WALL UNITS (ASD) 60" HIGH
- ▨ 3-1/2" WOOD FRAME AND 5/8" DRYWALL PARTITIONS CONSTRUCTED AS NOTED

LEGEND

NOTE: ▲ DESIGNATES NORTHERN MOST WEST CORNER (0, 0 Reference point)

DESIGNED BY: CLASSON DRAWN BY: CHECKED BY: DATE:	WESTINGHOUSE ELECTRIC CORPORATION SPECIALTY METALS PLANT - BLAIRSVILLE, PA. U.S.A.	MAIN BUILDING EQUIPMENT LAYOUT OFFICE AREA	SCALE: 1/8" = 1'-0"	5516D03
			DATE: 3/21/95	

Blairsville Point Survey Form #003

Survey Serial #:	B01-314
------------------	----------------

Survey Section:	1
Survey Unit:	2
Survey Sub-unit:	4

Classification:	4
Survey Type:	UPPER

Survey Date:	3/21/95
Count Date:	8/14/95


Alpha Survey Instruments				
Inst. S/N	Inst. Code	Eff. %	Corr. Fac.	Bkg. CPM
1588	8	21.2	4.72	4

Beta Survey Instruments				
Inst. S/N	Inst. Code	Eff. %	Corr. Fac.	Bkg. CPM
1595	12	32.4	3.09	244

Gamma or Beta/Gamma Instruments			
Inst. S/N	Inst. Code	Bkg.	Detection Type

Alpha Counting Instruments				
Inst. S/N	Inst. Code	Eff. %	Corr. Fac.	Bkg. CPM
13295	2	33.96	2.94	0.34

Beta Counting Instruments				
Inst. S/N	Inst. Code	Eff. %	Corr. Fac.	Bkg. CPM
13295	3	37.6	2.66	1.68

Surveyor:	L. SMITH/V. TAYLOR/C. VERGARI
Signature:	

Surface Description	Coordinates		Gamma at 1m	Gamma Inst.	Beta/Gamma Contact	Beta/Gamma Code	Contact Gross 1 min. Count	Alpha Inst. Code	Contact Gross 1 min. Count	Beta Inst. Code	Scan Contact Gross CPM		Removable DPM/100 cm2	Alpha Count	Removable DPM/100 cm2	Beta Count	Comments
	X	Y	uR/hr	Code	mR/hr	Code	Alpha	Beta	Code	Code	Max Beta	Avg Beta	Alpha	Beta	Code		
CEILING	1	-1	N/A	N/A	N/A	N/A	3	8	270	12	377	280	1.96	2	-0.47	3	PAINTED STEEL
CEILING	1	-5	N/A	N/A	N/A	N/A	3	8	282	12	376	250	0.48	2	6.17	3	PAINTED STEEL
CEILING	0.5	-10	N/A	N/A	N/A	N/A	1	8	276	12	358	240	-0.99	2	-1.80	3	PAINTED STEEL
CEILING	0.5	-16	N/A	N/A	N/A	N/A	2	8	287	12	412	260	-0.99	2	-0.47	3	PAINTED STEEL
CEILING	0.5	-19	N/A	N/A	N/A	N/A	4	8	261	12	397	240	-0.99	2	-4.46	3	PAINTED STEEL
CEILING	3	-17	N/A	N/A	N/A	N/A	2	8	263	12	340	260	0.48	2	-0.47	3	PAINTED STEEL
CEILING	6.3	-17	N/A	N/A	N/A	N/A	2	8	330	12	483	270	-0.99	2	3.51	3	PAINTED STEEL
CEILING	6.3	-12	N/A	N/A	N/A	N/A	4	8	305	12	481	290	-0.99	2	-0.47	3	PAINTED STEEL
CEILING	3.5	-11	N/A	N/A	N/A	N/A	3	8	293	12	374	270	-0.99	2	-0.47	3	PAINTED STEEL
CEILING	2.5	-13	N/A	N/A	N/A	N/A	5	8	249	12	358	260	-0.99	2	-0.47	3	PAINTED STEEL
CEILING	6	-22	N/A	N/A	N/A	N/A	4	8	311	12	406	280	-0.99	2	-0.47	3	PAINTED STEEL
CEILING	6.3	-28	N/A	N/A	N/A	N/A	3	8	302	12	364	280	-0.99	2	-1.80	3	PAINTED STEEL
CEILING	6.3	-35.5	N/A	N/A	N/A	N/A	3	8	305	12	392	260	-0.99	2	-1.80	3	PAINTED STEEL
CEILING	4	-38	N/A	N/A	N/A	N/A	3	8	266	12	345	250	-0.99	2	-3.13	3	PAINTED STEEL
CEILING	1	-38	N/A	N/A	N/A	N/A	8	8	282	12	393	270	-0.99	2	-1.80	3	PAINTED STEEL
CEILING	-1.5	-38	N/A	N/A	N/A	N/A	1	8	281	12	350	260	-0.99	2	2.18	3	PAINTED STEEL
CEILING	-1.5	-35.5	N/A	N/A	N/A	N/A	1	8	290	12	347	270	-0.99	2	-0.47	3	PAINTED STEEL
CEILING	-1.5	-33	N/A	N/A	N/A	N/A	3	8	287	12	439	280	-0.99	2	-1.80	3	PAINTED STEEL
CEILING	-1.5	-30.5	N/A	N/A	N/A	N/A	8	8	289	12	372	260	1.96	2	-0.47	3	PAINTED STEEL
CEILING	-1.5	-28	N/A	N/A	N/A	N/A	2	8	269	12	388	260	-0.99	2	-0.47	3	PAINTED STEEL
CEILING	2	-22.5	N/A	N/A	N/A	N/A	1	8	255	12	365	250	-0.99	2	-1.80	3	PAINTED STEEL
CEILING	3	-30	N/A	N/A	N/A	N/A	4	8	303	12	407	260	1.96	2	2.18	3	PAINTED STEEL
CEILING	-2	-24	N/A	N/A	N/A	N/A	4	8	286	12	415	270	-0.99	2	-0.47	3	PAINTED STEEL

Blairsville Point survey Form #003

Survey Serial #: **B01-314**

Survey Section: **1**
 Survey Unit: **2**
 Survey Sub-unit: **4**

Classification: **4**
 Survey Type: **UPPER**

Survey Date: **3/21/95**
 Count Date: **8/14/95**


Alpha Survey Instruments				
Inst. S/N	Inst. Code	Eff. %	Corr. Fac.	Bkg. CPM
1588	8	21.2	4.72	4

Alpha Counting Instruments				
Inst. S/N	Inst. Code	Eff. %	Corr. Fac.	Bkg. CPM
13295	2	33.96	2.94	0.34

Beta Survey Instruments				
Inst. S/N	Inst. Code	Eff. %	Corr. Fac.	Bkg. CPM
1595	12	32.4	3.09	244

Beta Counting Instruments				
Inst. S/N	Inst. Code	Eff. %	Corr. Fac.	Bkg. CPM
13295	3	37.6	2.66	1.68

Gamma or Beta/Gamma Instruments			
Inst. S/N	Inst. Code	Bkg.	Detection Type

Surveyor: **L. SMITH/V. TAYLOR/C. VERGARI**
 Signature: 

Surface Description	Coordinates		Gamma at 1m uR/hr	Gamma Inst. Code	Beta/Gamma Contact mR/hr	Beta/Gamma Code	Contact Gross 1 min. Count Alpha	Alpha Inst. Code	Contact Gross 1 min. Count Beta	Beta Inst. Code	Scan Contact Gross CPM		Removable DPM/100 cm2 Alpha	Alpha Count Code	Removable DPM/100 cm2 Beta	Beta Count Code	Comments
	X	Y									Max Beta	Avg Beta					
CEILING	-1.5	-22	N/A	N/A	N/A	N/A	6	8	299	12	365	250	-0.99	2	3.51	3	PAINTED STEEL
													-0.98868449		-3.134423		
CEILING	-4	-24	N/A	N/A	N/A	N/A	4	8	325	12	374	250	-0.99	2	-0.47	3	PAINTED STEEL
CEILING	-4	-28	N/A	N/A	N/A	N/A	7	8	269	12	372	270	0.48	2	-1.80	3	PAINTED STEEL
CEILING	-4.5	-35.5	N/A	N/A	N/A	N/A	5	8	297	12	395	270		2		3	PAINTED STEEL

LB5100-W Low Background Counting System -- Smear Analysis

Date: 8/14/95
 Counting Unit id: 1
 Data file name: C:\LBXL\UNIT1\B01-314.XLD
 Batch Ended: 8/14/95 11:47
 Crosstalk Correction: Not Applied

Alpha activity action level (DPM): 20.00
 Beta activity action level (DPM): 200.00
 Certainty level for MDA and flags: 95.00%
 High Voltage Setting: 1440

Application Revision: 3
 Application Version: Standard

Alpha efficiency log file: th230ab
 Alpha Efficiency: 33.96%
 Alpha to Beta Crosstalk: 24.36%
 Alpha Background (CPM): 0.335714286
 Alpha Correction Factor: 1.000

Beta efficiency log file: tc99ab
 Beta Efficiency: 37.60%
 Beta into Alpha Crosstalk: 0.17%
 Beta Background (CPM): 1.678571429
 Beta Correction Factor: 1.000

Batch ID: BLAIRSVILLE 1-2-4

Carrier	Alpha Activity				Beta Activity				Count time (min)	Alpha CPM	Beta CPM	Completion Date - Time
	DPM	σ	flags	MDA	DPM	σ	flags	MDA				
15	1.956	2.09	<MDA	7.98	-0.47	2.32	<MDA	11.67	2.00	0.664	-0.18	8/14/95 10:50
16	0.484	1.48	<MDA	7.98	6.17	3.77	<AL	11.67	2.00	0.164	2.32	8/14/95 10:52
17	-0.989	1.48	<MDA	7.98	-1.80	1.90	<MDA	11.67	2.00	-0.336	-0.68	8/14/95 10:54
18	-0.989	1.48	<MDA	7.98	-0.47	2.32	<MDA	11.67	2.00	-0.336	-0.18	8/14/95 10:56
19	-0.989	1.48	<MDA	7.98	-4.46	1.36	<MDA	11.67	2.00	-0.336	-1.68	8/14/95 10:58
20	0.484	1.48	<MDA	7.98	-0.47	2.32	<MDA	11.67	2.00	0.164	-0.18	8/14/95 11:00
21	-0.989	1.48	<MDA	7.98	3.51	3.27	<MDA	11.67	2.00	-0.336	1.32	8/14/95 11:03
22	-0.989	1.48	<MDA	7.98	-0.47	2.32	<MDA	11.67	2.00	-0.336	-0.18	8/14/95 11:05
23	-0.989	1.48	<MDA	7.98	-0.47	2.32	<MDA	11.67	2.00	-0.336	-0.18	8/14/95 11:07
24	-0.989	1.48	<MDA	7.98	-0.47	2.32	<MDA	11.67	2.00	-0.336	-0.18	8/14/95 11:09
25	-0.989	1.48	<MDA	7.98	-0.47	2.32	<MDA	11.67	2.00	-0.336	-0.18	8/14/95 11:12
26	-0.989	1.48	<MDA	7.98	-1.80	1.90	<MDA	11.67	2.00	-0.336	-0.68	8/14/95 11:14
27	-0.989	1.48	<MDA	7.98	-1.80	1.90	<MDA	11.67	2.00	-0.336	-0.68	8/14/95 11:16
28	-0.989	1.48	<MDA	7.98	-3.13	1.36	<MDA	11.67	2.00	-0.336	-1.18	8/14/95 11:18
29	-0.989	1.48	<MDA	7.98	-1.80	1.90	<MDA	11.67	2.00	-0.336	-0.68	8/14/95 11:20
30	-0.989	1.48	<MDA	7.98	2.18	2.99	<MDA	11.67	2.00	-0.336	0.82	8/14/95 11:23
31	-0.989	1.48	<MDA	7.98	-0.47	2.32	<MDA	11.67	2.00	-0.336	-0.18	8/14/95 11:25
32	-0.989	1.48	<MDA	7.98	-1.80	1.90	<MDA	11.67	2.00	-0.336	-0.68	8/14/95 11:27
33	1.956	2.09	<MDA	7.98	-0.47	2.32	<MDA	11.67	2.00	0.664	-0.18	8/14/95 11:29
34	-0.989	1.48	<MDA	7.98	-0.47	2.32	<MDA	11.67	2.00	-0.336	-0.18	8/14/95 11:31
35	-0.989	1.48	<MDA	7.98	-1.80	1.90	<MDA	11.67	2.00	-0.336	-0.68	8/14/95 11:34
36	1.956	2.09	<MDA	7.98	2.18	2.99	<MDA	11.67	2.00	0.664	0.82	8/14/95 11:36
37	-0.989	1.48	<MDA	7.98	-0.47	2.32	<MDA	11.67	2.00	-0.336	-0.18	8/14/95 11:38
38	-0.989	1.48	<MDA	7.98	3.51	3.27	<MDA	11.67	2.00	-0.336	1.32	8/14/95 11:40

LB5100-W Low Background Counting System -- Smear Analysis

Date: 8/14/95
 Counting Unit id: 1
 Data file name: C:\LBXL\UNIT1\B01-314.XLD
 Batch Ended: 8/14/95 11:47
 Crosstalk Correction: Not Applied

Alpha activity action level (DPM): 20.00
 Beta activity action level (DPM): 200.00
 Certainty level for MDA and flags: 95.00%
 High Voltage Setting: 1440

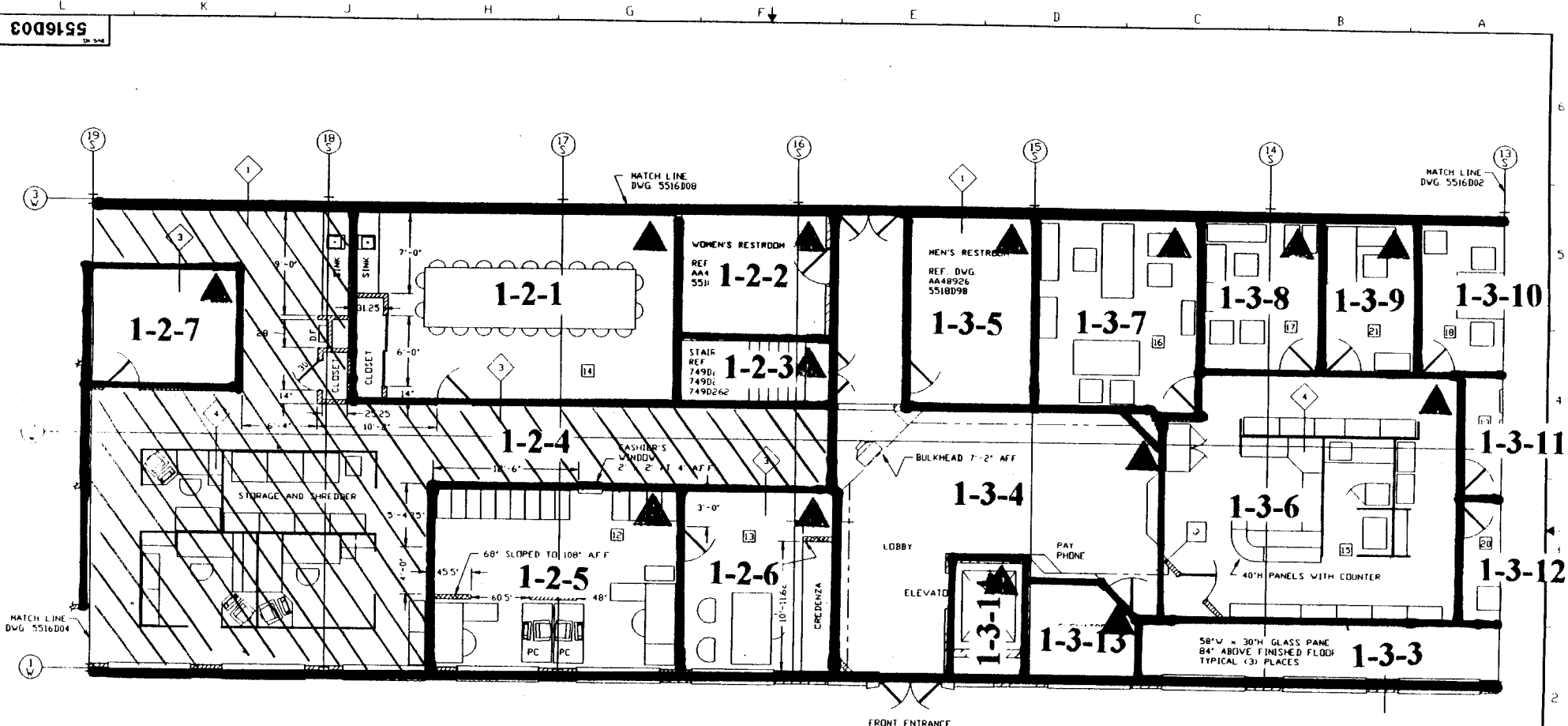
Application Revision: 3
 Application Version: Standard

Batch ID: BLAIRSVILLE 1-2-4

Carrier	Alpha Activity				Beta Activity				Count time (min)	Alpha CPM	Beta CPM	Completion Date - Time
	DPM	σ	flags	MDA	DPM	σ	flags	MDA				
39	-0.989	1.48	<MDA	7.98	-3.13	1.36	<MDA	11.67	2.00	-0.336	-1.18	8/14/95 11:42
40	-0.989	1.48	<MDA	7.98	-0.47	2.32	<MDA	11.67	2.00	-0.336	-0.18	8/14/95 11:45
41	0.484	1.48	<MDA	7.98	-1.80	1.90	<MDA	11.67	2.00	0.164	-0.68	8/14/95 11:47

Alpha efficiency log file: th230ab Alpha Efficiency: 33.96% Alpha to Beta Crosstalk: 24.36% Alpha Background (CPM): 0.335714286 Alpha Correction Factor: 1.000
Beta efficiency log file: tc99ab Beta Efficiency: 37.60% Beta into Alpha Crosstalk: 0.17% Beta Background (CPM): 1.678571429 Beta Correction Factor: 1.000

SN: 01-314
 DATE: 3/21/95
 BY: L. SMITH / V. TAYLOR / C. URBANCI



- LEGEND
- ◊ 8" BLOCK, 3/4" PLASTER, AND 5/8" DRYWALL
 - ◊ 4" BRICK, 4" BLOCK, 1" PLASTER, 3-1/2" WOOD FRAME W/INSULATION
 - ◊ 3-1/2" WOOD FRAME AND 5/8" DRYWALL 115' HIGH
 - ◊ WESTINGHOUSE MODULAR WALL UNITS (ASD) 60" HIGH
 - ▨ = 3-1/2" WOOD FRAME AND 5/8" DRYWALL PARTITIONS CONSTRUCTED AS NOTED

NOTE: ▲ DESIGNATES NORTHERN MOST WEST CORNER (0, 0 Reference point)

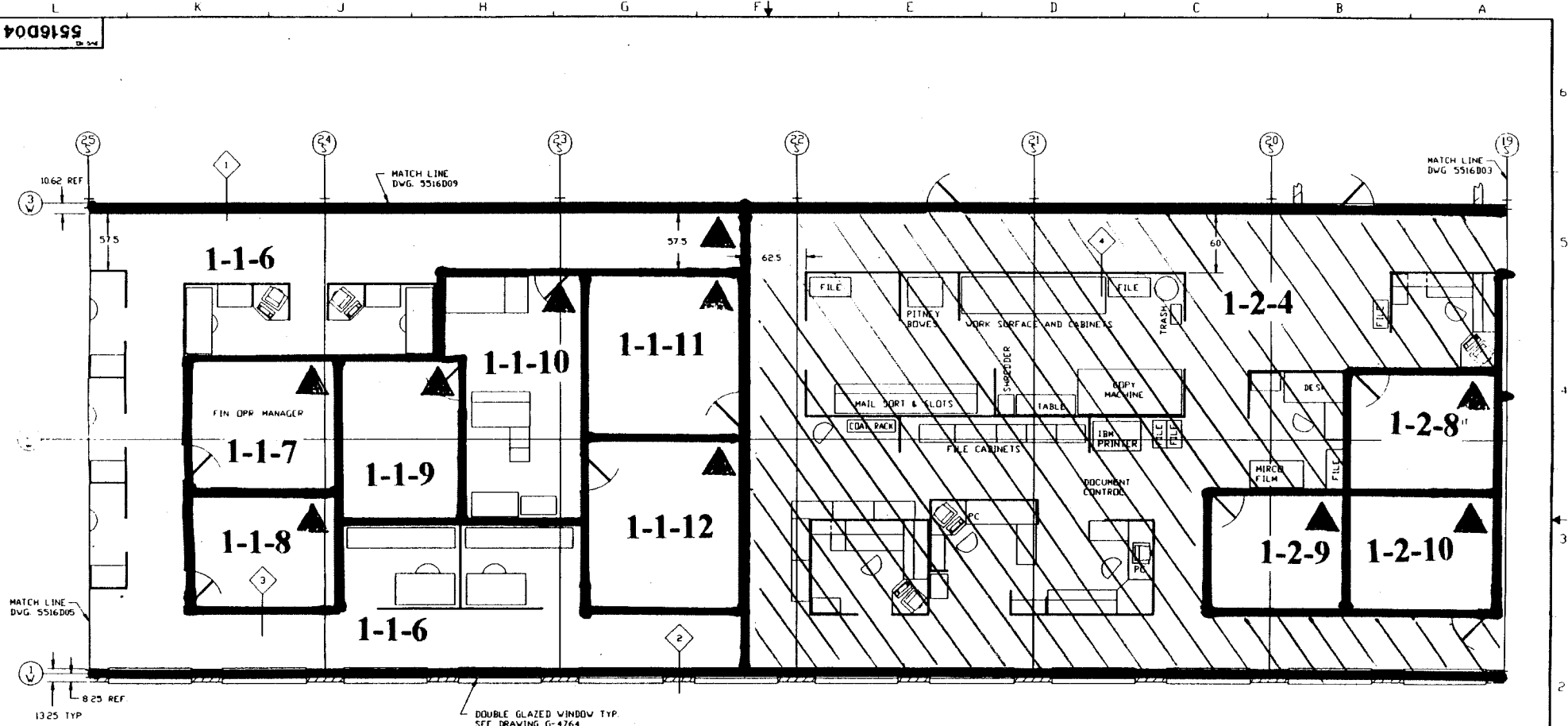
DESIGN BY L. CLAYSON	REVISED BY	 SPECIALTY METALS PLANT, BLAIRSVILLE, PA. USA
DATE	DATE	
SCALE 25' = 1"	TITLE MAIN BUILDING EQUIPMENT LAYOUT OFFICE AREA	
DWG. NO. 5516D03	DATE 1 01 1 1995	

SN: 01-314

DATE: 3/21/95

BY: L. Smith / V. Taylor / C. VERGARI

5516D04



- LEGEND
- ◊ 8" BLOCK, 3/4" PLASTER, AND 5/8" DRYWALL
 - ◊ 4" BRICK, 4" BLOCK, 1" PLASTER, 3-1/2" WOOD FRAME W/INSULATION
 - ◊ 3-1/2" WOOD FRAME AND 5/8" DRYWALL 115' HIGH
 - ◊ WESTINGHOUSE MODULAR WALL UNITS (ASD) 60" HIGH

NOTE: ▲ DESIGNATES NORTHERN MOST WEST CORNER (0, 0 Reference point)

<p>TOLERANCES & FINISHING NOTES</p> <p>UNLESS OTHERWISE SPECIFIED:</p> <p>FINISHING PRACTICES: SEE THE FINISHING SPECIFICATIONS AND FINISHING NOTES FOR THE PROJECT.</p> <p>ALL DIMENSIONS ARE TO FACE UNLESS OTHERWISE SPECIFIED.</p> <p>ALL DIMENSIONS ARE TO FACE UNLESS OTHERWISE SPECIFIED.</p> <p>ALL DIMENSIONS ARE TO FACE UNLESS OTHERWISE SPECIFIED.</p>	<p>WESTINGHOUSE PROPRIETARY DATA</p> <p>THIS DOCUMENT CONTAINS PROPRIETARY INFORMATION OF THE WESTINGHOUSE ELECTRIC CORPORATION. ALL RIGHTS ARE RESERVED. NO PART OF THIS DOCUMENT IS TO BE REPRODUCED OR TRANSMITTED IN ANY FORM OR BY ANY MEANS, ELECTRONIC OR MECHANICAL, INCLUDING PHOTOCOPYING, RECORDING, OR BY ANY INFORMATION STORAGE AND RETRIEVAL SYSTEM, WITHOUT THE PRIOR WRITTEN PERMISSION OF THE WESTINGHOUSE ELECTRIC CORPORATION.</p>	<p>REV 07/95</p> <p>DESIGN</p> <p>DATE</p> <p>BY</p> <p>CHK</p> <p>APP</p>	<p>Westinghouse Electric Corporation</p> <p>SPECIALTY METALS PLANT BLAIRSVILLE, PA USA</p>
		<p>SCALE 25' = 12'</p>	<p>5516D04</p>

Blairsville Point survey Form #003

Survey Serial #:	B01-315
------------------	---------

Survey Section:	1
-----------------	---

Survey Unit:	2
--------------	---

Survey Sub-unit:	1
------------------	---

Classification:	4
-----------------	---

Survey Type:	UPPER
--------------	-------

Survey Date:	3/21/95
--------------	---------

Count Date:	8/14/95
-------------	---------

Alpha Survey Instruments				
Inst. S/N	Inst. Code	Eff. %	Corr. Fac.	Bkg. CPM
1588	8	21.2	4.72	4


Beta Survey Instruments				
Inst. S/N	Inst. Code	Eff. %	Corr. Fac.	Bkg. CPM
1595	12	32.4	3.09	244

Gamma or Beta/Gamma Instruments			
Inst. S/N	Inst. Code	Bkg.	Detection Type

Alpha Counting Instruments				
Inst. S/N	Inst. Code	Eff. %	Corr. Fac.	Bkg. CPM
13295	2	33.96	2.94	0.34

Beta Counting Instruments				
Inst. S/N	Inst. Code	Eff. %	Corr. Fac.	Bkg. CPM
13295	3	37.6	2.66	1.68

Surveyor:	VTAYLOR/L.SMITH/C.VERGARI
-----------	---------------------------

Signature: 

Surface Description	Coordinates		Gamma at 1m uR/hr	Gamma Inst. Code	Beta/Gamma Contact mR/hr	Beta/Gamma Code	Contact Gross 1 min. Count Alpha	Alpha Inst. Code	Contact Gross 1 min. Count Beta	Beta Inst. Code	Scan Contact Gross CPM		Removable DPM/100 cm2 Alpha	Alpha Count Code	Removable DPM/100 cm2 Beta	Beta Count Code	Comments
	X	Y									Max Beta	Avg Beta					
	CEILING	0.5									-2	N/A					
CEILING	1	-6	N/A	N/A	N/A	N/A	6	8	371	12	382	260	-0.99	2	-1.80	3	PAINTEED STEEL
CEILING	4.5	-6	N/A	N/A	N/A	N/A	2	8	304	12	394	250	-0.99	2	-3.13	3	PAINTEED STEEL
CEILING	4.5	-3	N/A	N/A	N/A	N/A	5	8	271	12	378	280	-0.99	2	-0.47	3	PAINTEED STEEL

LB5100-W Low Background Counting System -- Smear Analysis

Date: 8/14/95
 Counting Unit id: 1
 Data file name: C:\LBXL\UNIT1\B01-315.XLD
 Batch Ended: 8/14/95 11:56
 Crosstalk Correction: Not Applied

Alpha activity action level (DPM): 20.00
 Beta activity action level (DPM): 200.00
 Certainty level for MDA and flags: 95.00%

High Voltage Setting: 1440

Application Revision: 3

Application Version: Standard

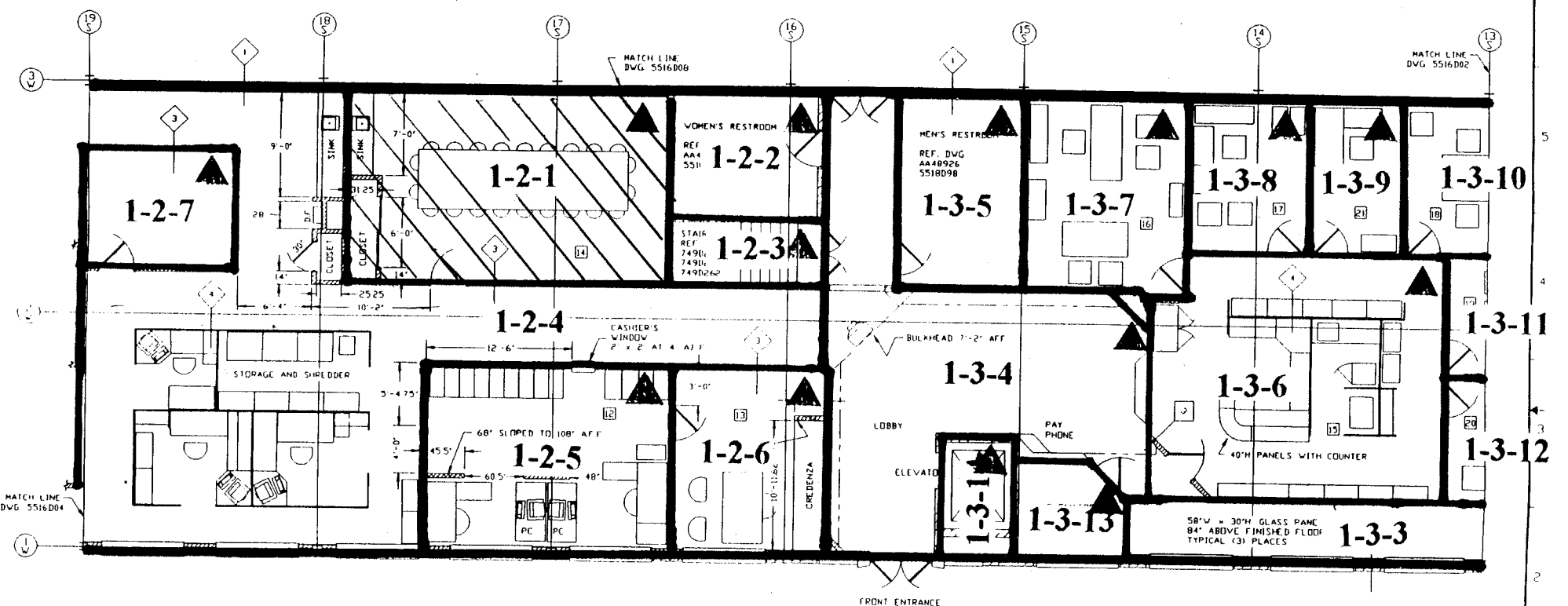
Batch ID: BLAIRSVILLE 1-2-1

Alpha efficiency log file: th230ab Alpha Efficiency: 33.96% Alpha to Beta Crosstalk: 24.36% Alpha Background (CPM): 0.335714286 Alpha Correction Factor: 1.000			
Beta efficiency log file: tc99ab Beta Efficiency: 37.60% Beta into Alpha Crosstalk: 0.17% Beta Background (CPM): 1.678571429 Beta Correction Factor: 1.000			
Count time (min)	Alpha CPM	Beta CPM	Completion Date - Time
2.00	-0.336	-0.18	8/14/95 11:49
2.00	-0.336	-0.68	8/14/95 11:51
2.00	-0.336	-1.18	8/14/95 11:53
2.00	-0.336	-0.18	8/14/95 11:56

Carrier	Alpha Activity				Beta Activity			
	DPM	σ	flags	MDA	DPM	σ	flags	MDA
42	-0.989	1.48	<MDA	7.98	-0.47	2.32	<MDA	11.67
43	-0.989	1.48	<MDA	7.98	-1.80	1.90	<MDA	11.67
44	-0.989	1.48	<MDA	7.98	-3.13	1.36	<MDA	11.67
45	-0.989	1.48	<MDA	7.98	-0.47	2.32	<MDA	11.67

S/N 01-315
 DATE: 3/21/91
 BY: L. SMITH / V. TAYLOR / C. USCCARI

5516D03



- LEGEND
- ① 8" BLOCK, 3/4" PLASTER, AND 5/8" DRYWALL
 - ② 4" BRICK, 4" BLOCK, 1" PLASTER, 3-1/2" WOOD FRAME W/INSULATION
 - ③ 3-1/2" WOOD FRAME AND 5/8" DRYWALL 115' HIGH
 - ④ WESTINGHOUSE MODULAR WALL UNITS (ASB) 60" HIGH
 - ⑤ 3-1/2" WOOD FRAME AND 5/8" DRYWALL PARTITIONS CONSTRUCTED AS NOTED

NOTE: ▲ DESIGNATES NORTHERN MOST WEST CORNER (0, 0 Reference point)

REV	BY	DATE	DESCRIPTION
Westinghouse Electric Corporation SPECIALTY METALS PLANT, BLAIRSVILLE, PA, USA			TITLE MAIN BUILDING EQUIPMENT LAYOUT OFFICE AREA
SCALE: 3/4" = 1'-0"		DWG NO: 5516D03	REV: 117

Blairsville Point Survey Form #003

Survey Serial #:	B01-316
Survey Section:	1
Survey Unit:	1
Survey Sub-unit:	2

Alpha Survey Instruments				
Inst. S/N	Inst. Code	Eff. %	Corr. Fac.	Bkg. CPM
1588	8	21.2	4.72	1


Beta Survey Instruments				
Inst. S/N	Inst. Code	Eff. %	Corr. Fac.	Bkg. CPM
1595	12	32.4	3.09	210

Gamma or Beta/Gamma Instruments			
Inst. S/N	Inst. Code	Bkg.	Detection Type

Classification:	4
Survey Type:	UPPER

Alpha Counting Instruments				
Inst. S/N	Inst. Code	Eff. %	Corr. Fac.	Bkg. CPM
13295	2	33.96	2.94	0.34

Beta Counting Instruments				
Inst. S/N	Inst. Code	Eff. %	Corr. Fac.	Bkg. CPM
13295	3	37.6	2.66	1.68

Surveyor:	V.TAYLOR/L.SMITH/C.VERGARI
Signature:	

Surface Description	Coordinates		Gamma at 1m uR/hr	Gamma Inst. Code	Beta/Gamma Contact mR/hr	Beta/Gamma Code	Contact Gross 1 min. Count Alpha	Alpha Inst. Code	Contact Gross 1 min. Count Beta	Beta Inst. Code	Scan Contact Gross CPM		Removable DPM/100 cm2 Alpha	Alpha Count Code	Removable DPM/100 cm2 Beta	Beta Count Code	Comments
	X	Y									Max Beta	Avg Beta					
CEILING	1.2	-0.7	N/A	N/A	N/A	N/A	3	8	303	12	362	270	0.48	2	2.18	3	PAINTED STEEL
CEILING	1	-4	N/A	N/A	N/A	N/A	6	8	315	12	335	260	0.48	2	-1.80	3	PAINTED STEEL
CEILING	4.3	-7	N/A	N/A	N/A	N/A	1	8	285	12	375	280	-0.99	2	-0.47	3	PAINTED STEEL
CEILING	5	-3	N/A	N/A	N/A	N/A	4	8	290	12	339	260	-0.99	2	-3.13	3	PAINTED STEEL
CEILING	7.4	-3	N/A	N/A	N/A	N/A	1	8	314	12	391	290	-0.99	2	-3.13	3	PAINTED STEEL

LB5100-W Low Background Counting System -- Smear Analysis

Date: 8/14/95
 Counting Unit id: 1
 Data file name: C:\LBXL\UNIT1\B01-316.XLD
 Batch Ended: 8/14/95 14:24
 Crosstalk Correction: Not Applied

Alpha activity action level (DPM): 20.00
 Beta activity action level (DPM): 200.00
 Certainty level for MDA and flags: 95.00%
 High Voltage Setting: 1440

Application Revision: 3
 Application Version: Standard

Alpha efficiency log file: th230ab Alpha Efficiency: 33.96% Alpha to Beta Crosstalk: 24.36% Alpha Background (CPM): 0.335714286 Alpha Correction Factor: 1.000			
Beta efficiency log file: tc99ab Beta Efficiency: 37.60% Beta into Alpha Crosstalk: 0.17% Beta Background (CPM): 1.678571429 Beta Correction Factor: 1.000			
Count time (min)	Alpha CPM	Beta CPM	Completion Date - Time
2.00	0.164	0.82	8/14/95 14:15
2.00	0.164	-0.68	8/14/95 14:17
2.00	-0.336	-0.18	8/14/95 14:20
2.00	-0.336	-1.18	8/14/95 14:22
2.00	-0.336	-1.18	8/14/95 14:24

Batch ID: BLAIRSVILLE 1-1-2

Carrier	Alpha Activity				Beta Activity			
	DPM	σ	flags	MDA	DPM	σ	flags	MDA
1	0.484	1.48	<MDA	7.98	2.18	2.99	<MDA	11.67
2	0.484	1.48	<MDA	7.98	-1.80	1.90	<MDA	11.67
3	-0.989	1.48	<MDA	7.98	-0.47	2.32	<MDA	11.67
4	-0.989	1.48	<MDA	7.98	-3.13	1.36	<MDA	11.67
5	-0.989	1.48	<MDA	7.98	-3.13	1.36	<MDA	11.67

UNIT: 1-1-2
 SN: 01-136316
 DATE: 3-22-95
 BY: CV/VT/L5

9009195

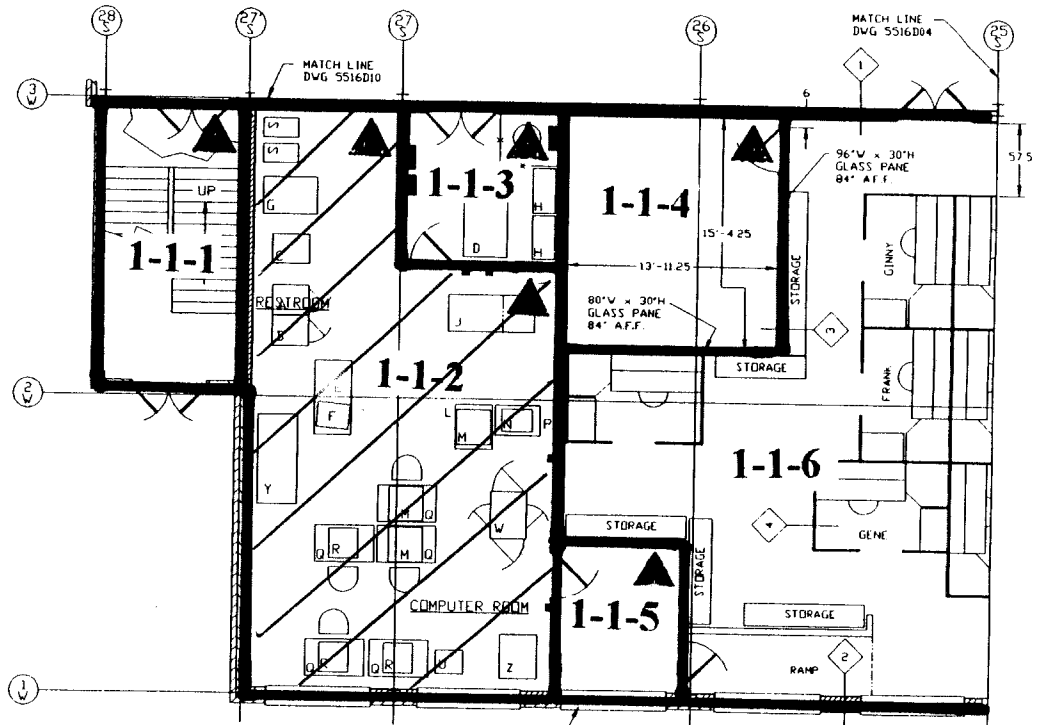
COMPUTER ROOM EQUIPMENT LEGEND

- A - 4997 RACK SERIES 1 COMPUTER
- B - 4997 RACK W/SERIES 1 COMPUTER
- C - C351 PRINTER FOR SERIES 1 COMPUTER
- D - CHECK PRINTER
- E - 30" x 60" TABLE
- F - 3031 CRT
- G - BURSTER
- H - METAL SHELVING UNIT x 84" HIGH
- J - 5360 SYSTEM 36 COMPUTER
- K - BOOKCASE
- L - STANDUP WORK STATION
- M - 5251 OPERATOR'S CONSOLE FOR SYSTEM 36 COMPUTER
- N - PRINTER STAND
- P - 5256 PRINTER
- Q - 30" x 48" TABLE
- R - 5291 OPERATOR'S CONSOLE FOR SYSTEM 36 COMPUTER
- S - 5 DRAWER FILING CABINET
- T - TELEX
- U - FACSIMILE W/TELEPHONE & MODUM
- V - 34" x 72" TABLE
- W - 3262 PRINTER FOR SYSTEM 36 COMPUTER
- Y - AIR CONDITIONING UNIT
- Z - CP9 VOLTAGE REGULATOR

SEE CAD00373 FOR FIRE PROTECTION EQUIPMENT LAYOUT

LEGEND

- ① 8" BLOCK, 3/4" PLASTER AND 5/8" DRYWALL
- ② 4" BRICK, 4" BLOCK, 1" PLASTER, 3-1/2" WOOD FRAME W/INSULATION
- ③ 3-1/2" WOOD FRAME AND 5/8" DRYWALL 115" HIGH
- ④ WESTINGHOUSE MODULAR WALL UNITS (ASD) 60" HIGH



NOTE: ▲ DESIGNATES NORTHERN MOST WEST CORNER (0, 0 Reference point)

TO SPANES & MACHINE NOTES
 UNLESS OTHERWISE SPECIFIED
 ALL DIMENSIONS ARE TO FACE UNLESS
 OTHERWISE NOTED
 ALL DIMENSIONS ARE TO FACE UNLESS
 OTHERWISE NOTED
 ALL DIMENSIONS ARE TO FACE UNLESS
 OTHERWISE NOTED

WESTINGHOUSE PROPRIETARY DATA
 THIS DOCUMENT CONTAINS PROPRIETARY AND
 CONFIDENTIAL INFORMATION OF THE WESTINGHOUSE
 ELECTRICAL CORPORATION. IT IS TO BE
 KEPT IN CONFIDENCE AND IS TO BE RETURNED
 TO THE COMPANY UPON REQUEST. IT IS NOT TO
 BE REPRODUCED OR TRANSMITTED IN ANY FORM
 OR BY ANY MEANS, ELECTRONIC OR MECHANICAL,
 INCLUDING PHOTOCOPYING, RECORDING, OR BY
 ANY INFORMATION STORAGE AND RETRIEVAL
 SYSTEM, WITHOUT THE EXPRESS WRITTEN
 PERMISSION OF THE COMPANY.

DESIGNED BY
 DRAWN BY
 CHECKED BY
 APPROVED BY

Westinghouse Electric Corporation
 SPECIALTY METALS PLANT BLAIRSVILLE, PA, U.S.A.
 TITLE: MAIN BUILDING EQUIPMENT LAYOUT OFFICE AREA

Blairsville Point Survey Form #003

Survey Serial #:	B01-317
Survey Section:	1
Survey Unit:	1
Survey Sub-unit:	3

Alpha Survey Instruments				
Inst. S/N	Inst. Code	Eff. %	Corr. Fac.	Bkg. CPM
1588	8	21.2	4.72	1


Beta Survey Instruments				
Inst. S/N	Inst. Code	Eff. %	Corr. Fac.	Bkg. CPM
1595	12	32.4	3.09	210

Gamma or Beta/Gamma Instruments			
Inst. S/N	Inst. Code	Bkg.	Detection Type

Classification:	4
Survey Type:	UPPER
Survey Date:	3/22/95
Count Date:	8/14/95

Alpha Counting Instruments				
Inst. S/N	Inst. Code	Eff. %	Corr. Fac.	Bkg. CPM
13295	2	33.96	2.94	0.34

Beta Counting Instruments				
Inst. S/N	Inst. Code	Eff. %	Corr. Fac.	Bkg. CPM
13295	3	37.6	2.66	1.68

Surveyor:	V. TAYLOR/L. SMITH/C. VERGARI
Signature:	

Surface Description	Coordinates		Gamma at 1m uR/hr	Gamma Inst. Code	Beta/Gamma Contact mR/hr	Beta/Gamma Code	Contact Gross 1 min. Count Alpha	Alpha Inst. Code	Contact Gross 1 min. Count Beta	Beta Inst. Code	Scan Contact Gross CPM		Removable DPM/100 cm2 Alpha	Alpha Count Code	Removable DPM/100 cm2 Beta	Beta Count Code	Comments
	X	Y									Max Beta	Avg Beta					
CEILING	0.5	-2.3	N/A	N/A	N/A	N/A	4	8	306	12	349	260	-0.99	2	2.18	3	PAINTED STEEL

LB5100-W Low Background Counting System – Smear Analysis

Date: 8/14/95
 Counting Unit id: 1
 Data file name: C:\LBXL\UNIT1\B01-317.XLD
 Batch Ended: 8/14/95 14:26
 Crosstalk Correction: Not Applied

Alpha activity action level (DPM): 20.00
 Beta activity action level (DPM): 200.00
 Certainty level for MDA and flags: 95.00%
 High Voltage Setting: 1440

Application Revision: 3
 Application Version: Standard

Batch ID: BLAIRSVILLE 1-1-3

Carrier	Alpha Activity				Beta Activity			
	DPM	σ	flags	MDA	DPM	σ	flags	MDA
6	-0.989	1.48	<MDA	7.98	2.18	2.99	<MDA	11.67

Alpha efficiency log file: th230ab Alpha Efficiency: 33.96% Alpha to Beta Crosstalk: 24.36% Alpha Background (CPM): 0.335714286 Alpha Correction Factor: 1.000			
Beta efficiency log file: tc99ab Beta Efficiency: 37.60% Beta into Alpha Crosstalk: 0.17% Beta Background (CPM): 1.678571429 Beta Correction Factor: 1.000			
Count time (min)	Alpha CPM	Beta CPM	Completion Date - Time
2.00	-0.336	0.82	8/14/95 14:26

UNIT 1-1-3
 SN. 11-317
 DATE: 3-22-95
 BY: cv/vtl/lw

5516D05

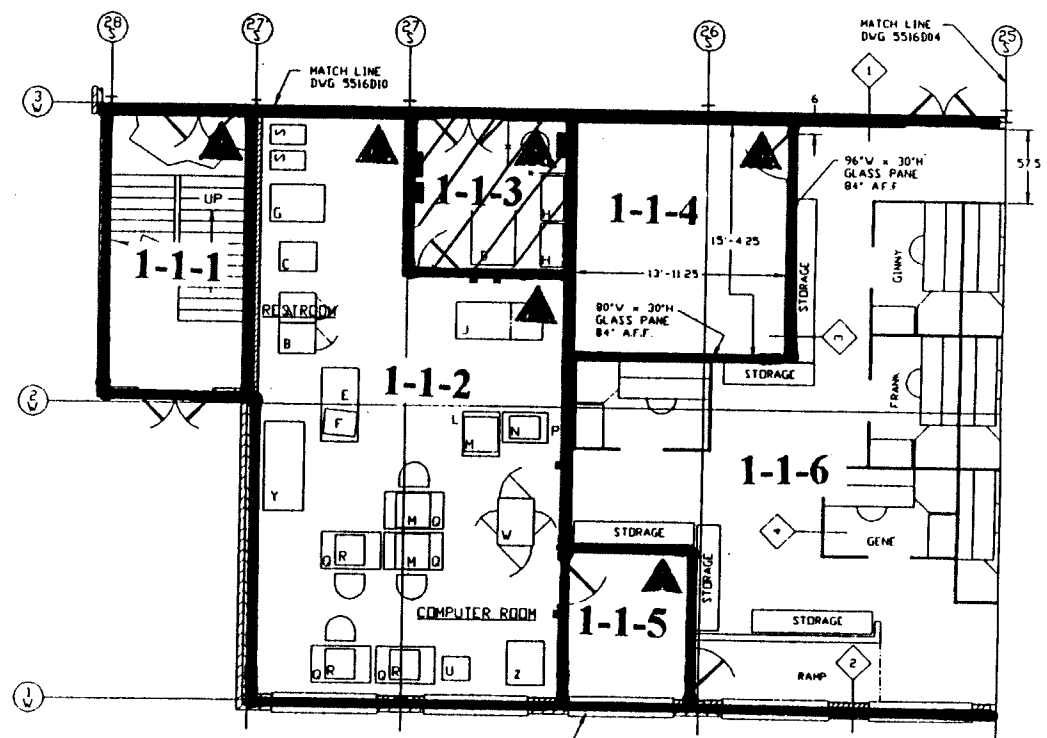
COMPUTER ROOM EQUIPMENT LEGEND

- A - 4997 RACK SERIES 1 COMPUTER
- B - 4997 RACK W/SERIES 1 COMPUTER
- C - C351 PRINTER FOR SERIES 1 COMPUTER
- D - CHECK PRINTER
- E - 30" x 60" TABLE
- F - 3031 CRT
- G - BURSTER
- H - METAL SHELVING UNIT x 84" HIGH
- J - 5360 SYSTEM 36 COMPUTER
- K - BOOKCASE
- L - STANDUP WORK STATION
- M - 5251 OPERATOR'S CONSOLE FOR SYSTEM 36 COMPUTER
- N - PRINTER STAND
- P - 5256 PRINTER
- Q - 30" x 48" TABLE
- R - 5291 OPERATOR'S CONSOLE FOR SYSTEM 36 COMPUTER
- S - 5 DRAWER FILING CABINET
- T - TELEX
- U - FACSIMILE W/TELEPHONE & MODUM
- V - 34" x 72" TABLE
- W - 3262 PRINTER FOR SYSTEM 36 COMPUTER
- Y - AIR CONDITIONING UNIT
- Z - CP9 VOLTAGE REGULATOR

SLE CAD00373 FOR FIRE PROTECTION EQUIPMENT LAYOUT

LEGEND

- ◊ 8" BLOCK, 3/4" PLASTER AND 5/8" DRYWALL
- ◊ 4" BRICK, 4" BLOCK, 1" PLASTER, 3-1/2" WOOD FRAME W/INSULATION
- ◊ 3-1/2" WOOD FRAME AND 5/8" DRYWALL 115' HIGH
- ◊ WESTINGHOUSE MODULAR WALL UNITS (ASD) 60" HIGH



NOTE: ▲ DESIGNATES NORTHERN MOST WEST CORNER (0, 0 Reference point)

TO DIMENSIONS AND LOCATIONS NOTED UNLESS OTHERWISE SPECIFIED	WESTINGHOUSE PROPRIETARY DATA THIS DOCUMENT CONTAINS PROPRIETARY AND CONFIDENTIAL INFORMATION OF THE WESTINGHOUSE ELECTRICAL CORPORATION. IT IS LOANED TO YOU IN CONFIDENCE AND IT IS TO BE RETURNED UPON REQUEST. THE CONTENTS MAY NOT BE REPRODUCED OR TRANSMITTED IN ANY FORM OR BY ANY MEANS, ELECTRONIC OR MECHANICAL, INCLUDING PHOTOCOPYING, RECORDING, OR BY ANY INFORMATION STORAGE AND RETRIEVAL SYSTEM.	DESIGNED BY: U CHECKED BY: U DRAWN BY: U DATE: 11/87	Westinghouse Electric Corporation SPECIALTY METALS PLANT BLAIRSVILLE PA USA MAIN BUILDING EQUIPMENT LAYOUT OFFICE AREA
---	--	---	---

Blairsville Point Survey Form #003

Survey Serial #:	B01-318
Survey Section:	1
Survey Unit:	1
Survey Sub-unit:	5

Alpha Survey Instruments				
Inst. S/N	Inst. Code	Eff. %	Corr. Fac.	Bkg. CPM
1588	8	21.2	4.72	1


Beta Survey Instruments				
Inst. S/N	Inst. Code	Eff. %	Corr. Fac.	Bkg. CPM
1595	12	32.4	3.09	210

Gamma or Beta/Gamma Instruments			
Inst. S/N	Inst. Code	Bkg.	Detection Type

Classification:	4
Survey Type:	UPPER
Survey Date:	3/22/95
Count Date:	8/14/95

Alpha Counting Instruments				
Inst. S/N	Inst. Code	Eff. %	Corr. Fac.	Bkg. CPM
13295	2	33.96	2.94	0.34

Beta Counting Instruments				
Inst. S/N	Inst. Code	Eff. %	Corr. Fac.	Bkg. CPM
13295	3	37.6	2.66	1.68

Surveyor: V. TAYLOR/L. SMITH/C. VERGARI
 Signature: 

Surface Description	Coordinates		Gamma at 1m	Gamma Inst.	Beta/Gamma Contact	Beta/Gamma Code	Contact Gross 1 min. Count	Alpha Inst. Code	Contact Gross 1 min. Count	Beta Inst. Code	Scan Contact Gross CPM		Removable DPM/100 cm2	Alpha Count	Removable DPM/100 cm2	Beta Count	Comments
	X	Y	uR/hr	Code	mR/hr	Code	Alpha	Beta	Code	Code	Max Beta	Avg Beta	Alpha	Code	Beta	Code	
CEILING	2.5	-1.5	N/A	N/A	N/A	N/A	4	8	327	12	377	290	-0.99	2	-1.80	3	PAINTED STEEL

LB5100-W Low Background Counting System -- Smear Analysis

Date: 8/14/95
 Counting Unit id: 1
 Data file name: C:\LBXL\UNIT1\B01-318.XLD
 Batch Ended: 8/14/95 14:28
 Crosstalk Correction: Not Applied

Alpha activity action level (DPM): 20.00
 Beta activity action level (DPM): 200.00
 Certainty level for MDA and flags: 95.00%
 High Voltage Setting: 1440

Application Revision: 3
 Application Version: Standard

Batch ID: BLAIRSVILLE 1-1-5

Carrier	Alpha Activity				Beta Activity				Count time (min)	Alpha CPM	Beta CPM	Completion Date - Time
	DPM	σ	flags	MDA	DPM	σ	flags	MDA				
7	-0.989	1.48	<MDA	7.98	-1.80	1.90	<MDA	11.67	2.00	-0.336	-0.68	8/14/95 14:28

Alpha efficiency log file: th230ab Alpha Efficiency: 33.96% Alpha to Beta Crosstalk: 24.36% Alpha Background (CPM): 0.335714286 Alpha Correction Factor: 1.000
Beta efficiency log file: tc99ab Beta Efficiency: 37.60% Beta into Alpha Crosstalk: 0.17% Beta Background (CPM): 1.678571429 Beta Correction Factor: 1.000

UNIT: 1-1-5
 SN: 01-5-8
 DATE: 3-22-95
 BY: LS/UT/CV

9009155

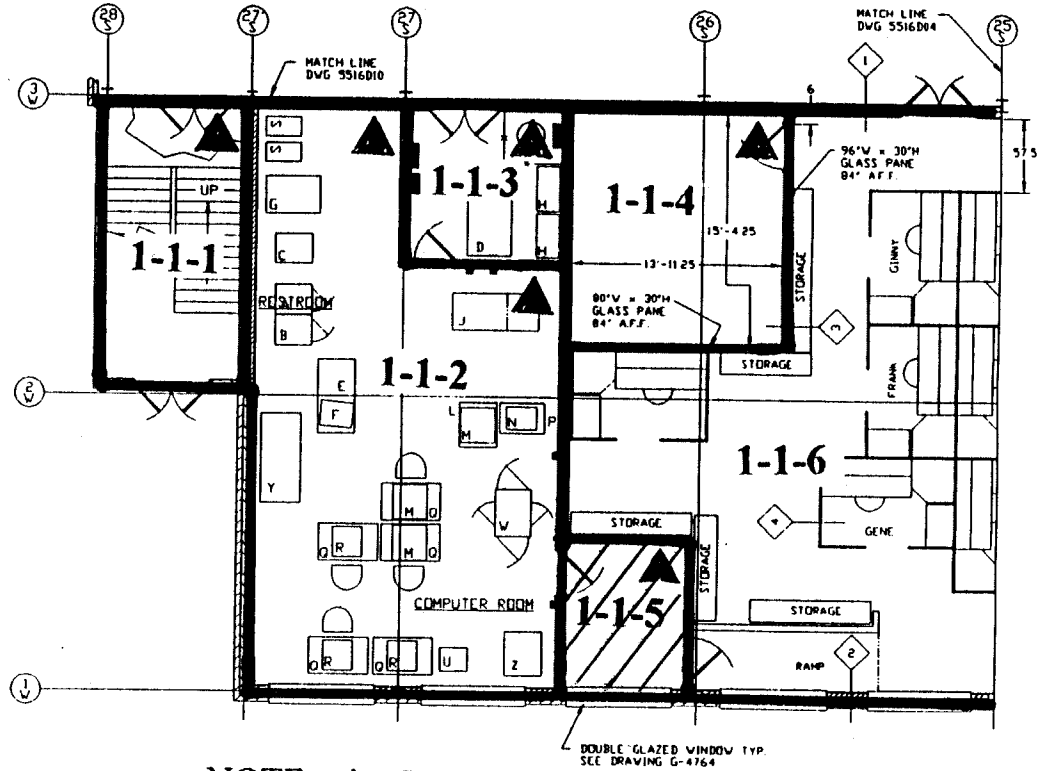
COMPUTER ROOM EQUIPMENT LEGEND

- A - 4997 RACK SERIES 1 COMPUTER
- B - 4997 RACK W/SERIES 1 COMPUTER
- C - C351 PRINTER FOR SERIES 1 COMPUTER
- D - CHECK PRINTER
- E - 30" x 60" TABLE
- F - 3031 CRT
- G - BURSTER
- H - METAL SHELVING UNIT x 84" HIGH
- J - 5360 SYSTEM 36 COMPUTER
- K - BOOKCASE
- L - STANDUP WORK STATION
- M - 5251 OPERATOR'S CONSOLE FOR SYSTEM 36 COMPUTER
- N - PRINTER STAND
- P - 5256 PRINTER
- Q - 30" x 48" TABLE
- R - 5291 OPERATOR'S CONSOLE FOR SYSTEM 36 COMPUTER
- S - 5 DRAWER FILING CABINET
- T - TELEX
- U - FACSIMILE W/TELEPHONE & MODUM
- V - 34" x 72" TABLE
- W - 3262 PRINTER FOR SYSTEM 36 COMPUTER
- Y - AIR CONDITIONING UNIT
- Z - CP9 VOLTAGE REGULATOR

SEE CAD00373 FOR FIRE PROTECTION EQUIPMENT LAYOUT

LEGEND

- ① 8" BLOCK, 3/4" PLASTER AND 5/8" DRYWALL
- ② 4" BRICK, 4" BLOCK, 1" PLASTER, 2-1/2" WOOD FRAME W/INSULATION
- ③ 3-1/2" WOOD FRAME AND 5/8" DRYWALL 115" HIGH
- ④ WESTINGHOUSE MODULAR WALL UNITS (ASD) 60" HIGH



NOTE: ▲ DESIGNATES NORTHERN MOST WEST CORNER (0, 0 Reference point)

10. (OWNER'S) SPECIFIC NOTES
 SHALL SUPERSEDE THESE
 GENERAL NOTES UNLESS
 OTHERWISE SPECIFIED
 OTHERWISE IN NOTES SHOWN IN APPROPRIATE
 ALL UNLAWFULS UNLAWFULS - AND
 SHALL BE CONSIDERED AS SUCH - AND
 SHALL BE CONSIDERED AS SUCH - AND
 SHALL BE CONSIDERED AS SUCH - AND
 SHALL BE CONSIDERED AS SUCH - AND
 SHALL BE CONSIDERED AS SUCH - AND

WESTINGHOUSE PROPRIETARY DATA
 THIS DOCUMENT CONTAINS PROPRIETARY INFORMATION OF THE WESTINGHOUSE ELECTRIC CORPORATION AND IS NOT TO BE REPRODUCED OR TRANSMITTED IN ANY FORM OR BY ANY MEANS, ELECTRONIC OR MECHANICAL, INCLUDING PHOTOCOPYING, RECORDING, OR BY ANY INFORMATION STORAGE AND RETRIEVAL SYSTEM, WITHOUT THE WRITTEN PERMISSION OF THE CORPORATION.

REV OF
 DATE
 BY
 FOR

Westinghouse Electric Corporation
 SPECIALTY METALS PLANT BLAIRSVILLE PA USA
 THE MAIN BUILDING EQUIPMENT LAYOUT OFFICE AREA

Blairsville Point Survey Form #003

Survey Serial #: **B01-319**

Survey Section: **1**

Survey Unit: **1**

Survey Sub-unit: **9**

Classification: **4**

Survey Type: **UPPER**

Survey Date: **3/22/95**

Count Date: **8/14/95**

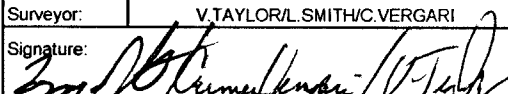
Alpha Survey Instruments				
Inst. S/N	Inst. Code	Eff. %	Corr. Fac.	Bkg. CPM
1588	8	21.2	4.72	1

Beta Survey Instruments				
Inst. S/N	Inst. Code	Eff. %	Corr. Fac.	Bkg. CPM
1595	12	32.4	3.09	210

Gamma or Beta/Gamma Instruments			
Inst. S/N	Inst. Code	Bkg.	Detection Type

Alpha Counting Instruments				
Inst. S/N	Inst. Code	Eff. %	Corr. Fac.	Bkg. CPM
13295	2	33.96	2.94	0.34

Beta Counting Instruments				
Inst. S/N	Inst. Code	Eff. %	Corr. Fac.	Bkg. CPM
13295	3	37.6	2.66	1.68

Surveyor: **V.TAYLOR/L.SMITH/C.VERGARI**
 Signature: 

Surface Description	Coordinates		Gamma at 1m uR/hr	Gamma Inst. Code	Beta/Gamma Contact mR/hr	Beta/Gamma Code	Contact Gross 1 min. Count Alpha	Alpha Inst. Code	Contact Gross 1 min. Count Beta	Beta Inst. Code	Scan Contact Gross CPM		Removable DPM/100 cm2 Alpha	Alpha Count Code	Removable DPM/100 cm2 Beta	Beta Count Code	Comments
	X	Y									Max Beta	Avg Beta					
CEILING	0.5	-1	N/A	N/A	N/A	N/A	1	8	242	12	398	250	0.48	2	-0.47	3	PAINTED STEEL

LB5100-W Low Background Counting System – Smear Analysis

Date: 8/14/95
 Counting Unit id: 1
 Data file name: C:\LBXL\UNIT1\B01-319.XLD
 Batch Ended: 8/14/95 14:31
 Crosstalk Correction: Not Applied

Alpha activity action level (DPM): 20.00
 Beta activity action level (DPM): 200.00
 Certainty level for MDA and flags: 95.00%
 High Voltage Setting: 1440

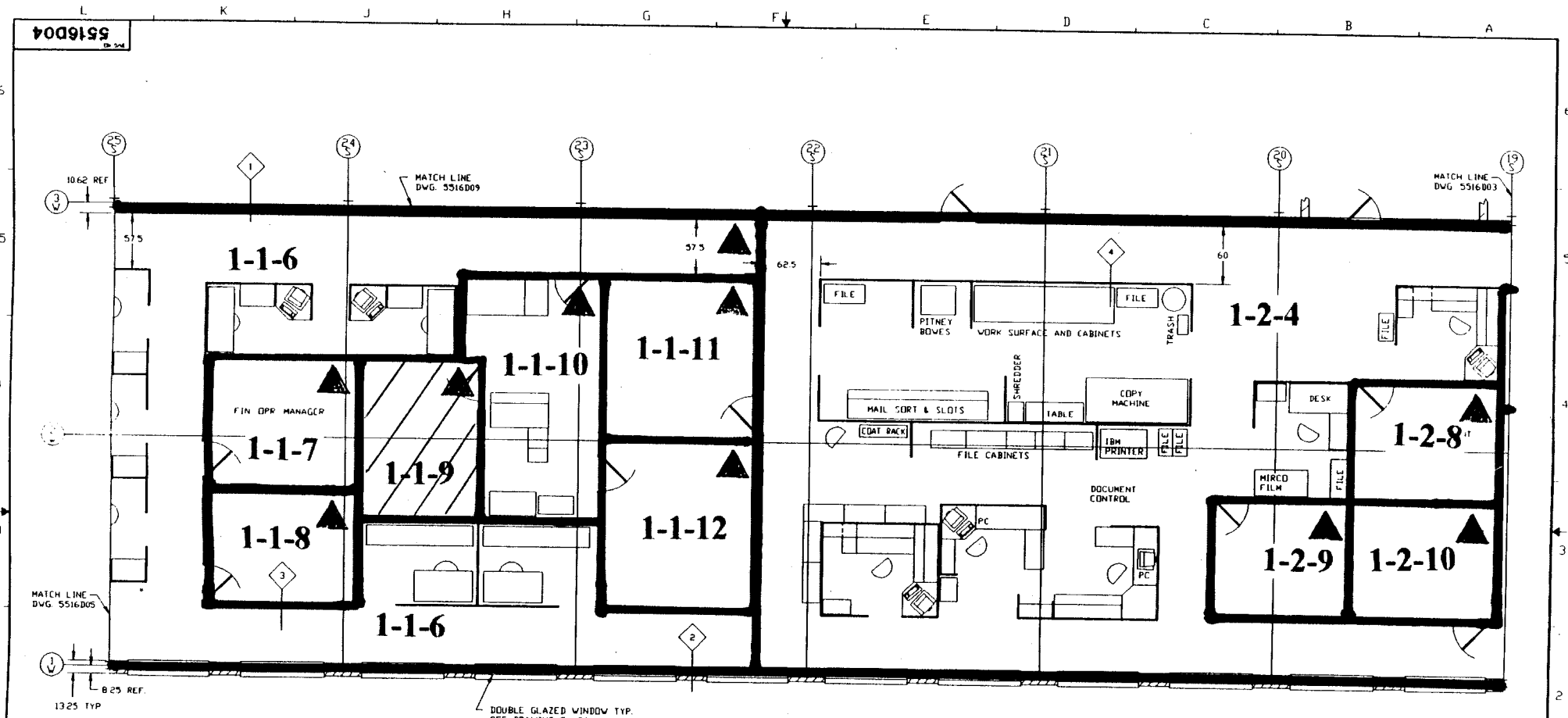
Application Revision: 3
 Application Version: Standard

Batch ID: BLAIRSVILLE 1-1-9

Carrier	Alpha Activity				Beta Activity			
	DPM	σ	flags	MDA	DPM	σ	flags	MDA
8	0.484	1.48	<MDA	7.98	-0.47	2.32	<MDA	11.67

Alpha efficiency log file: th230ab			
Alpha Efficiency: 33.96%			
Alpha to Beta Crosstalk: 24.36%			
Alpha Background (CPM): 0.335714286			
Alpha Correction Factor: 1.000			
Beta efficiency log file: tc99ab			
Beta Efficiency: 37.60%			
Beta into Alpha Crosstalk: 0.17%			
Beta Background (CPM): 1.678571429			
Beta Correction Factor: 1.000			
Count time (min)	Alpha CPM	Beta CPM	Completion Date - Time
2.00	0.164	-0.18	8/14/95 14:31

UNIT: 1-1-9
 SN: 01-319
 DATE: 3-22-95
 BY: CV/JT/LS



- LEGEND**
- ① 8" BLOCK, 3/4" PLASTER, AND 3/8" DRYWALL
 - ② 4" BRICK, 4" BLOCK, 1" PLASTER, 3-1/2" WOOD FRAME W/INSULATION
 - ③ 3-1/2" WOOD FRAME AND 5/8" DRYWALL 115" HIGH
 - ④ WESTINGHOUSE MODULAR WALL UNITS (ASD) 60" HIGH

NOTE: ▲ DESIGNATES NORTHERN MOST WEST CORNER (0, 0 Reference point)

TOLERANCES & WORKING NOTES UNLESS OTHERWISE SPECIFIED: FINISHES: SEE THE UNITS DIMENSIONS: TO FACE UNLESS OTHERWISE SHOWN. DIMS ON THE "H" SIDE IS STANDARD. BRACKETS & BOWS USED IN ALL VIEWS. ALL UNDIMENSIONED DIMENSIONS ARE TO FACE UNLESS OTHERWISE SHOWN. DIMENSIONS TO FACE: ON "H" DIMS DIMENSIONS TO CENTER: ON "C" DIMS DIMENSIONS TO CENTER: ON "C" DIMS DIMENSIONS TO CENTER: ON "C" DIMS DIMENSIONS TO CENTER: ON "C" DIMS	WESTINGHOUSE PROPRIETARY DATA THIS DOCUMENT CONTAINS PROPRIETARY INFORMATION OF THE WESTINGHOUSE ELECTRIC CORPORATION AND ITS DIVISIONS. IT IS TRANSMITTED TO YOU IN CONFIDENCE AND TRUST AND IS TO BE USED ONLY FOR THE PURPOSE FOR WHICH TRANSMITTED WITHOUT THE PRIOR WRITTEN PERMISSION OF THE WESTINGHOUSE ELECTRIC CORPORATION.	DES BY: W. CLAVSON DATE: 01-07-95 DWG NO: 5516D04 REV: 1 APP:	Westinghouse Electric Corporation SPECIALTY METALS PLANT BLAIRSVILLE PA USA MAIN BUILDING EQUIPMENT LAYOUT OFFICE AREA SCALE: 25' = 12" SHEET: 1 OF 1 DWT: 10/1/95 5516D04
		1325 TYP 825 REF. MATCH LINE DVG. 5516D05 1062 REF. MATCH LINE DVG. 5516D09	1325 TYP 825 REF. MATCH LINE DVG. 5516D05 1062 REF. MATCH LINE DVG. 5516D09

Blairsville Point Survey Form #003

Survey Serial #:	B01-320
Survey Section:	1
Survey Unit:	1
Survey Sub-unit:	10

Alpha Survey Instruments				
Inst. S/N	Inst. Code	Eff. %	Corr. Fac.	Bkg. CPM
1588	8	21.2	4.72	1


Beta Survey Instruments				
Inst. S/N	Inst. Code	Eff. %	Corr. Fac.	Bkg. CPM
1595	12	32.4	3.09	210

Gamma or Beta/Gamma Instruments			
Inst. S/N	Inst. Code	Bkg.	Detection Type

Classification:	4
Survey Type:	UPPER
Survey Date:	3/22/95
Count Date:	8/14/95

Alpha Counting Instruments				
Inst. S/N	Inst. Code	Eff. %	Corr. Fac.	Bkg. CPM
13295	2	33.96	2.94	0.34

Beta Counting Instruments				
Inst. S/N	Inst. Code	Eff. %	Corr. Fac.	Bkg. CPM
13295	3	37.6	2.66	1.68

Surveyor:	V. TAYLOR/L. SMITH/C. VERGARI
Signature:	

Surface Description	Coordinates		Gamma at 1m	Gamma Inst.	Beta/Gamma Contact	Beta/Gamma	Contact Gross 1 min. Count	Alpha Inst.	Contact Gross 1 min. Count	Beta Inst.	Scan Contact Gross CPM		Removable DPM/100 cm2	Alpha Count	Removable DPM/100 cm2	Beta Count	Comments
	X	Y	uR/hr	Code	mR/hr	Code	Alpha	Beta	Code	Code	Max Beta	Avg Beta	Alpha	Code	Beta	Code	
CEILING	1.7	-1.2	N/A	N/A	N/A	N/A	2	8	277	12	339	250	0.48	2	0.85	3	PAINTED STEEL
CEILING	4.7	-1	N/A	N/A	N/A	N/A	3	8	255	12	390	260	-0.99	2	0.85	3	PAINTED STEEL

LB5100-W Low Background Counting System -- Smear Analysis

Date: 8/14/95
 Counting Unit id: 1
 Data file name: C:\LBXL\UNIT1\B01-320.XLD
 Batch Ended: 8/14/95 14:35
 Crosstalk Correction: Not Applied

Alpha activity action level (DPM): 20.00
 Beta activity action level (DPM): 200.00
 Certainty level for MDA and flags: 95.00%
 High Voltage Setting: 1440

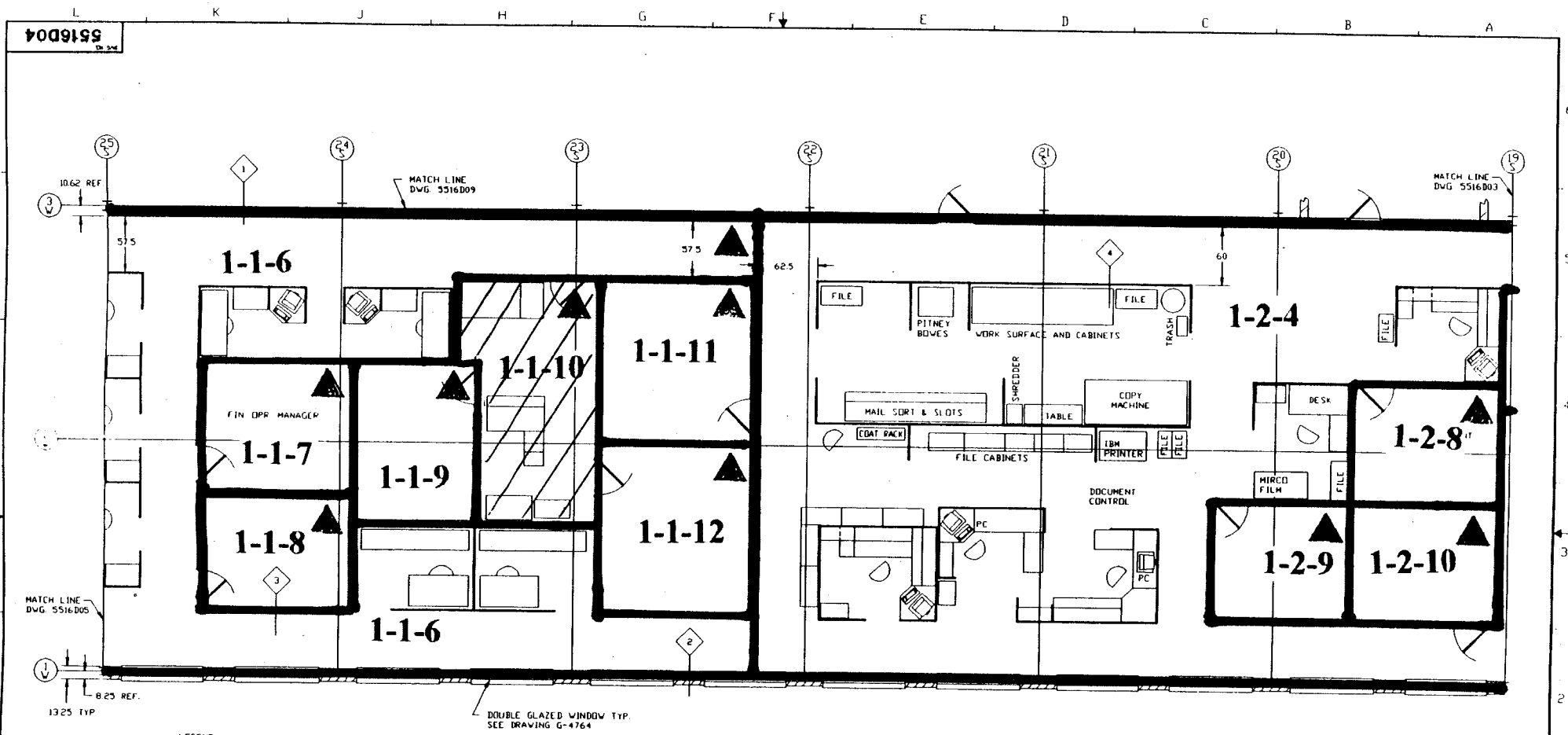
Application Revision: 3
 Application Version: Standard

Batch ID: BLAIRSVILLE 1-1-10

Carrier	Alpha Activity				Beta Activity				Count time (min)	Alpha CPM	Beta CPM	Completion Date - Time
	DPM	σ	flags	MDA	DPM	σ	flags	MDA				
9	0.484	1.48	<MDA	7.98	0.85	2.68	<MDA	11.67	2.00	0.164	0.32	8/14/95 14:33
10	-0.989	1.48	<MDA	7.98	0.85	2.68	<MDA	11.67	2.00	-0.336	0.32	8/14/95 14:35

Alpha efficiency log file: th230ab Alpha Efficiency: 33.96% Alpha to Beta Crosstalk: 24.36% Alpha Background (CPM): 0.335714286 Alpha Correction Factor: 1.000
Beta efficiency log file: tc99ab Beta Efficiency: 37.60% Beta into Alpha Crosstalk: 0.17% Beta Background (CPM): 1.678571429 Beta Correction Factor: 1.000

UNIT: 1-1-10
 SN: 01-320
 DATE: 3-22-95
 BY: CV/VT/LC



- LEGEND
- ◆ 8" BLOCK, 3/4" PLASTER, AND 5/8" DRYWALL
 - ◆ 4" BRICK, 4" BLOCK, 1" PLASTER, 3-1/2" WOOD FRAME W/INSULATION
 - ◆ 3-1/2" WOOD FRAME AND 5/8" DRYWALL 115" HIGH
 - ◆ WESTINGHOUSE MODULAR WALL UNITS (ASD) 60" HIGH

NOTE: ▲ DESIGNATES NORTHERN MOST WEST CORNER (0, 0 Reference point)

REVISIONS & AMENDING NOTES ALL CHANGES MUST BE MADE BY THE ORIGINAL DESIGNER OR AN APPROVED AMENDING ENGINEER. NO CHANGES SHALL BE MADE TO THE ORIGINAL DRAWING WITHOUT THE WRITTEN PERMISSION OF THE ORIGINAL DESIGNER.	WESTINGHOUSE PROPRIETARY DATA THIS DOCUMENT CONTAINS PROPRIETARY INFORMATION OF THE WESTINGHOUSE NUCLEAR FUEL OPERATIONS DIVISIONS. IT IS LOANED TO YOU ON A LIMITED BASIS AND MUST NOT BE REPRODUCED OR DISCLOSED TO OTHERS WITHOUT THE WRITTEN PERMISSION OF THE WESTINGHOUSE NUCLEAR FUEL OPERATIONS DIVISIONS.	DESIGNED BY V. ELAWSON 81-07-88	Westinghouse Electric Corporation SPECIALTY METALS PLANT BLAIRSVILLE, PA, USA
		DRAWN BY J. W. G.	
SCALE 25' = 1"	SHEET NO. 5516D04	TOTAL SHEETS 11	DATE 3/22/95

Blairsville Point Survey Form #003

Survey Serial #:	B01-321
Survey Section:	1
Survey Unit:	1
Survey Sub-unit:	11

Alpha Survey Instruments				
Inst. S/N	Inst. Code	Eff. %	Corr. Fac.	Bkg. CPM
1588	8	21.2	4.72	1


Beta Survey Instruments				
Inst. S/N	Inst. Code	Eff. %	Corr. Fac.	Bkg. CPM
1595	12	32.4	3.09	210

Gamma or Beta/Gamma Instruments			
Inst. S/N	Inst. Code	Bkg.	Detection Type

Classification:	4
Survey Type:	UPPER

Alpha Counting Instruments				
Inst. S/N	Inst. Code	Eff. %	Corr. Fac.	Bkg. CPM
13295	2	33.96	2.94	0.34

Beta Counting Instruments				
Inst. S/N	Inst. Code	Eff. %	Corr. Fac.	Bkg. CPM
13295	3	37.6	2.66	1.68

Surveyor:	V. TAYLOR/L. SMITH/C. VERGARI
Signature:	

Surface Description	Coordinates		Gamma at 1m	Gamma Inst.	Beta/Gamma Contact	Beta/Gamma Code	Contact Gross 1 min. Count	Alpha Inst.	Contact Gross 1 min. Count	Beta Inst.	Scan Contact Gross CPM		Removable DPM/100 cm2	Alpha Count	Removable DPM/100 cm2	Beta Count	Comments
	X	Y	uR/hr	Code	mR/hr	Code	Alpha	Beta	Code	Code	Max Beta	Avg Beta	Alpha	Code	Beta	Code	
CEILING	1.5	-0.5	N/A	N/A	N/A	N/A	2	8	267	12	319	250	-0.99	2	-0.47	3	PAINTEED STEEL
CEILING	4	-2	N/A	N/A	N/A	N/A	2	8	267	12	363	250	-0.99	2	-0.47	3	PAINTEED STEEL

LB5100-W Low Background Counting System – Smear Analysis

Date: 8/14/95
 Counting Unit id: 1
 Data file name: C:\LBXL\UNIT1\B01-321.XLD
 Batch Ended: 8/14/95 14:40
 Crosstalk Correction: Not Applied

Alpha activity action level (DPM): 20.00
 Beta activity action level (DPM): 200.00
 Certainty level for MDA and flags: 95.00%
 High Voltage Setting: 1440

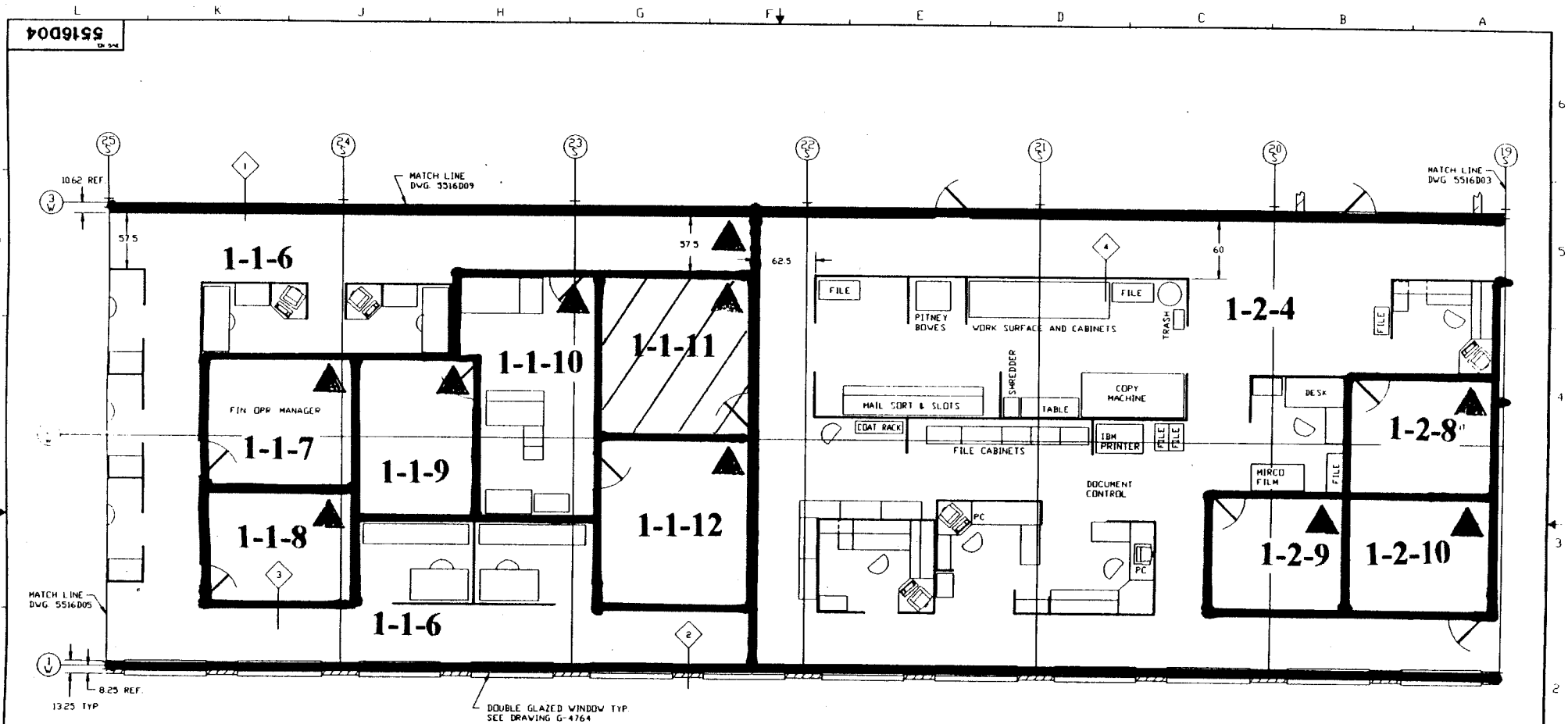
Application Revision: 3
 Application Version: Standard

Batch ID: BLAIRSVILLE 1-1-11

Carrier	Alpha Activity				Beta Activity			
	DPM	σ	flags	MDA	DPM	σ	flags	MDA
11	-0.989	1.48	<MDA	7.98	-0.47	2.32	<MDA	11.67
12	-0.989	1.48	<MDA	7.98	-0.47	2.32	<MDA	11.67

Alpha efficiency log file: th230ab Alpha Efficiency: 33.96% Alpha to Beta Crosstalk: 24.36% Alpha Background (CPM): 0.335714286 Alpha Correction Factor: 1.000			
Beta efficiency log file: tc99ab Beta Efficiency: 37.60% Beta into Alpha Crosstalk: 0.17% Beta Background (CPM): 1.678571429 Beta Correction Factor: 1.000			
Count time (min)	Alpha CPM	Beta CPM	Completion Date - Time
2.00	-0.336	-0.18	8/14/95 14:37
2.00	-0.336	-0.18	8/14/95 14:40

UNIT: 1-1-11
 SN: 01321
 DATE: 3-22-95
 BY: CV/VT/LW



- LEGEND**
- ◆ 8" BLOCK, 3/4" PLASTER, AND 5/8" DRYWALL
 - ◆ 4" BRICK, 4" BLOCK, 1" PLASTER, 3-1/2" WOOD FRAME w/INSULATION
 - ◆ 3-1/2" WOOD FRAME AND 5/8" DRYWALL 115" HIGH
 - ◆ WESTINGHOUSE MODULAR WALL UNITS (ASD) 60" HIGH

NOTE: ▲ DESIGNATES NORTHERN MOST WEST CORNER (0, 0 Reference point)

<p>5516D04</p>	<p>REVISIONS & MODIFICATIONS</p> <p>DATE: 03/22/95</p> <p>BY: CV/VT/LW</p>	<p>WESTINGHOUSE PROPRIETARY DATA</p> <p>THIS DOCUMENT CONTAINS PROPRIETARY INFORMATION OF THE WESTINGHOUSE ELECTRIC CORPORATION NUCLEAR FUEL OPERATIONS DIVISIONS. IT IS TRANSMITTED TO YOU IN CONFIDENCE AND TRUST AND IS NOT TO BE REPRODUCED OR DISCLOSED TO OTHERS WITHOUT THE WRITTEN PERMISSION OF THE WESTINGHOUSE NUCLEAR FUEL OPERATIONS DIVISIONS.</p>	<table border="1"> <tr> <td>DESIGNER</td> <td>DATE</td> </tr> <tr> <td>DRAWN</td> <td>DATE</td> </tr> <tr> <td>CHECKED</td> <td>DATE</td> </tr> <tr> <td>APP. BY</td> <td>DATE</td> </tr> </table> <p>Westinghouse Electric Corporation SPECIALTY METALS PLANT BIRKSVILLE, PA. USA</p> <p>TITLE MAIN BUILDING EQUIPMENT LAYOUT OFFICE AREA</p> <p>SCALE: 1/8" = 1'-0"</p> <p>DWG. NO. 5516D04</p>	DESIGNER	DATE	DRAWN	DATE	CHECKED	DATE	APP. BY	DATE
DESIGNER	DATE										
DRAWN	DATE										
CHECKED	DATE										
APP. BY	DATE										

Blairsville Point Survey Form #003

Survey Serial #:	B01-322
------------------	----------------

Survey Section:	1
-----------------	---

Survey Unit:	1
--------------	---

Survey Sub-unit:	12
------------------	----

Classification:	4
-----------------	---

Survey Type:	UPPER
--------------	-------

Survey Date:	3/22/95
--------------	---------

Count Date:	8/14/95
-------------	---------


Alpha Survey Instruments				
Inst. S/N	Inst. Code	Eff. %	Corr. Fac.	Bkg. CPM
1588	8	21.2	4.72	1

Beta Survey Instruments				
Inst. S/N	Inst. Code	Eff. %	Corr. Fac.	Bkg. CPM
1595	12	32.4	3.09	210

Gamma or Beta/Gamma Instruments			
Inst. S/N	Inst. Code	Bkg.	Detection Type

Alpha Counting Instruments				
Inst. S/N	Inst. Code	Eff. %	Corr. Fac.	Bkg. CPM
13295	2	33.96	2.94	0.34

Beta Counting Instruments				
Inst. S/N	Inst. Code	Eff. %	Corr. Fac.	Bkg. CPM
13295	3	37.6	2.66	1.68

Surveyor:	L. SMITH/V. TAYLOR/C. VERGARI
Signature:	

Surface Description	Coordinates		Gamma at 1m uR/hr	Gamma Inst. Code	Beta/Gamma Contact mR/hr	Beta/Gamma Code	Contact Gross 1 min. Count Alpha	Alpha Inst. Code	Contact Gross 1 min. Count Beta	Beta Inst. Code	Scan Contact Gross CPM		Removable DPM/100 cm2 Alpha	Alpha Count Code	Removable DPM/100 cm2 Beta	Beta Count Code	Comments
	X	Y									Max Beta	Avg Beta					
CEILING	2.5	-3.5	N/A	N/A	N/A	N/A	3	8	239	12	322	230	-0.99	2	-0.47	3	PAINTEED STEEL

LB5100-W Low Background Counting System -- Smear Analysis

Date: 8/14/95
 Counting Unit id: 1
 Data file name: C:\LBXL\UNIT1\B01-322.XLD
 Batch Ended: 8/14/95 14:42
 Crosstalk Correction: Not Applied

Alpha activity action level (DPM): 20.00
 Beta activity action level (DPM): 200.00
 Certainty level for MDA and flags: 95.00%
 High Voltage Setting: 1440

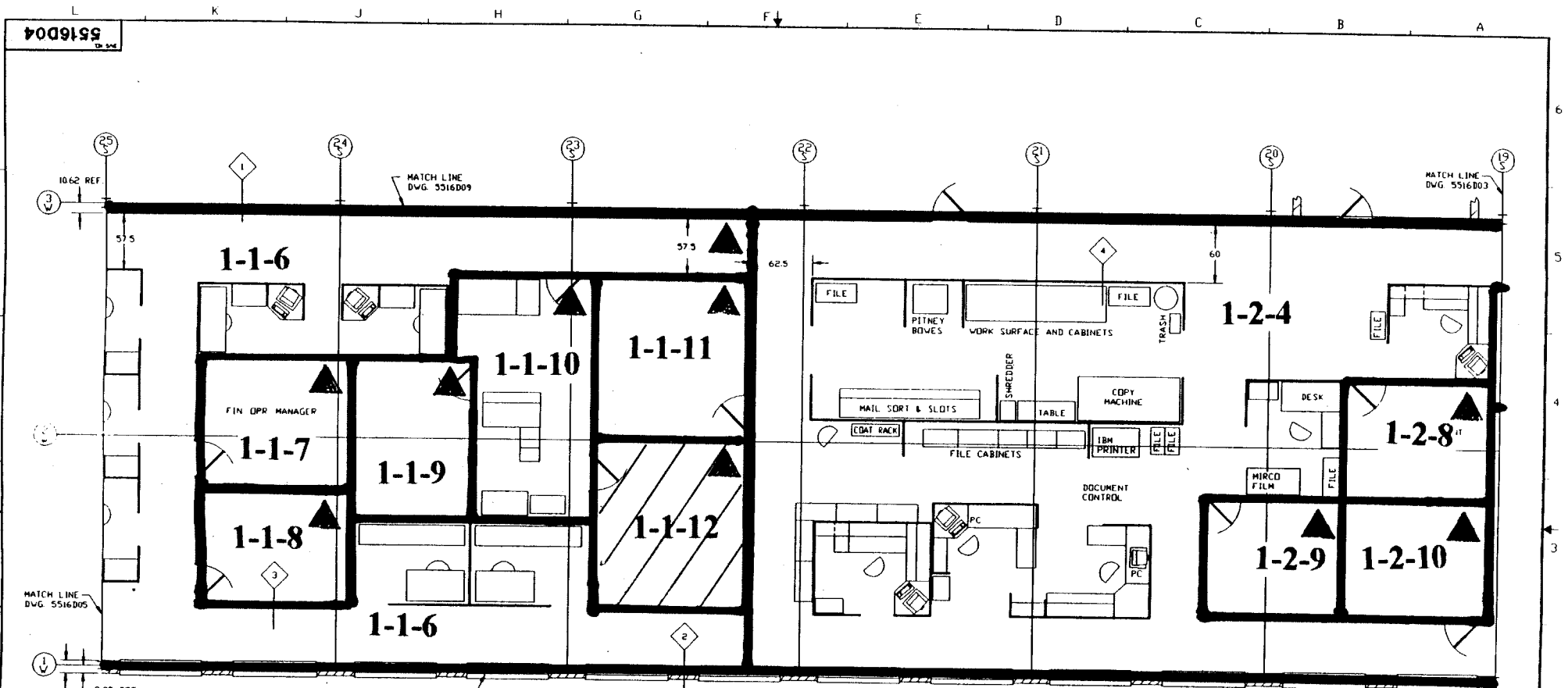
Application Revision: 3
 Application Version: Standard

Batch ID: BLAIRSVILLE 1-1-12

Carrier	Alpha Activity				Beta Activity			
	DPM	σ	flags	MDA	DPM	σ	flags	MDA
13	-0.989	1.48	<MDA	7.98	-0.47	2.32	<MDA	11.67

Alpha efficiency log file: th230ab Alpha Efficiency: 33.96% Alpha to Beta Crosstalk: 24.36% Alpha Background (CPM): 0.335714286 Alpha Correction Factor: 1.000			
Beta efficiency log file: tc99ab Beta Efficiency: 37.60% Beta into Alpha Crosstalk: 0.17% Beta Background (CPM): 1.678571429 Beta Correction Factor: 1.000			
Count time (min)	Alpha CPM	Beta CPM	Completion Date - Time
2.00	-0.336	-0.18	8/14/95 14:42

UNIT: 1-1-12
 SN: 01-322
 DATE: 3-22-95
 BY: cv/utlw



LEGEND

- ◆ 8" BLOCK, 3/4" PLASTER, AND 5/8" DRYWALL
- ◆ 4" BRICK, 4" BLOCK, 1" PLASTER, 3-1/2" WOOD FRAME W/INSULATION
- ◆ 3-1/2" WOOD FRAME AND 5/8" DRYWALL 115' HIGH
- ◆ WESTINGHOUSE MODULAR WALL UNITS (ASD) 60" HIGH

DOUBLE GLAZED WINDOW TYP.
 SEE DRAWING G-4764

NOTE: ▲ DESIGNATES NORTHERN MOST WEST CORNER (0, 0 Reference point)

TOLERANCES & FINISHING NOTES
 UNLESS OTHERWISE SPECIFIED

WESTINGHOUSE PROPRIETARY DATA

THIS DOCUMENT CONTAINS PROPRIETARY INFORMATION OF THE WESTINGHOUSE ELECTRIC CORPORATION. IT IS LOANED TO YOU IN CONFIDENCE AND IT IS NOT TO BE REPRODUCED OR TRANSMITTED IN ANY FORM OR BY ANY MEANS, ELECTRONIC OR MECHANICAL, INCLUDING PHOTOCOPYING, RECORDING, OR BY ANY INFORMATION STORAGE AND RETRIEVAL SYSTEM, WITHOUT THE PRIOR WRITTEN PERMISSION OF THE WESTINGHOUSE NUCLEAR FUEL OPERATIONS DIVISION.

DESIGN	CLAWSON	11-21-88
DATE		
BY		
CHECKED		
IN CHARGE		

Westinghouse Electric Corporation
 SPECIALTY METALS PLANT BLAIRSVILLE PA USA

MAIN BUILDING EQUIPMENT LAYOUT OFFICE AREA

SCALE: 25' = 1"

5516D04

REV

Blairsville Point Survey Form #003

Survey Serial #:	B01-323
Survey Section:	1
Survey Unit:	1
Survey Sub-unit:	6

Alpha Survey Instruments				
Inst. S/N	Inst. Code	Eff. %	Corr. Fac.	Bkg. CPM
1588	8	21.2	4.72	1

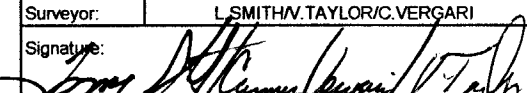
Beta Survey Instruments				
Inst. S/N	Inst. Code	Eff. %	Corr. Fac.	Bkg. CPM
1595	12	32.4	3.09	210

Gamma or Beta/Gamma Instruments			
Inst. S/N	Inst. Code	Bkg.	Detection Type

Classification:	4
Survey Type:	UPPER
Survey Date:	3/22/95
Count Date:	8/15/95

Alpha Counting Instruments				
Inst. S/N	Inst. Code	Eff. %	Corr. Fac.	Bkg. CPM
13295	2	33.96	2.94	0.34

Beta Counting Instruments				
Inst. S/N	Inst. Code	Eff. %	Corr. Fac.	Bkg. CPM
13295	3	37.6	2.66	1.68

Surveyor:	L SMITH/V.TAYLOR/C.VERGARI
Signature:	

Surface Description	Coordinates		Gamma at 1m	Gamma Inst.	Beta/Gamma Contact	Beta/Gamma	Contact Gross 1 min. Count	Alpha Inst.	Contact Gross 1 min. Count	Beta Inst.	Scan Contact Gross CPM		Removable DPM/100 cm2	Alpha Count	Removable DPM/100 cm2	Beta Count	Comments
	X	Y	uR/hr	Code	mR/hr	Code	Alpha	Beta	Code	Code	Max Beta	Avg Beta	Alpha	Beta	Code		
CEILING	0.5	-3.5	N/A	N/A	N/A	N/A	3	8	280	12	317	250	-0.99	2	3.51	3	PAINTED STEEL
CEILING	0.5	-9	N/A	N/A	N/A	N/A	4	8	246	12	362	250	0.48	2	-0.47	3	PAINTED STEEL
CEILING	0.5	-12	N/A	N/A	N/A	N/A	3	8	268	12	321	230	0.48	2	3.51	3	PAINTED STEEL
CEILING	2.5	-11	N/A	N/A	N/A	N/A	4	8	258	12	340	240	-0.99	2	-0.47	3	PAINTED STEEL
CEILING	2.5	-15	N/A	N/A	N/A	N/A	0	8	283	12	313	240	0.48	2	2.18	3	PAINTED STEEL
CEILING	1	-17	N/A	N/A	N/A	N/A	4	8	247	12	328	230	-0.99	2	-0.47	3	PAINTED STEEL
CEILING	5.5	-15.5	N/A	N/A	N/A	N/A	0	8	246	12	357	250	-0.99	2	-0.47	3	PAINTED STEEL
CEILING	7.8	-15.5	N/A	N/A	N/A	N/A	1	8	274	12	394	260	1.96	2	-3.13	3	PAINTED STEEL
CEILING	9.6	-15.5	N/A	N/A	N/A	N/A	12	8	269	12	374	260	-0.99	2	-0.47	3	PAINTED STEEL
CEILING	11.5	-1	N/A	N/A	N/A	N/A	2	8	322	12	378	280	1.96	2	3.51	3	PAINTED STEEL
CEILING	11.5	-5	N/A	N/A	N/A	N/A	3	8	284	12	367	270	1.96	2	2.18	3	PAINTED STEEL
CEILING	11.5	-8.5	N/A	N/A	N/A	N/A	1	8	294	12	360	270	0.48	2	0.85	3	PAINTED STEEL
CEILING	11.5	-13.5	N/A	N/A	N/A	N/A	0	8	311	12	425	280	0.48	2	3.51	3	PAINTED STEEL
CEILING	11.5	-17	N/A	N/A	N/A	N/A	1	8	278	12	341	250	-0.99	2	0.85	3	PAINTED STEEL
CEILING	9.5	-19	N/A	N/A	N/A	N/A	3	8	305	12	345	270	-0.99	2	-1.80	3	PAINTED STEEL
CEILING	8	-26.5	N/A	N/A	N/A	N/A	0	8	288	12	405	270	-0.99	2	-3.13	3	PAINTED STEEL
CEILING	6	-21.5	N/A	N/A	N/A	N/A	4	8	270	12	384	260	0.48	2	-1.80	3	PAINTED STEEL
CEILING	3	-18.5	N/A	N/A	N/A	N/A	2	8	292	12	374	280	0.48	2	2.18	3	PAINTED STEEL

LB5100-W Low Background Counting System -- Smear Analysis

Date: 8/15/95
 Counting Unit id: 1
 Data file name: C:\LBXL\UNIT1\B01-323.XLD
 Batch Ended: 8/15/95 7:08
 Crosstalk Correction: Not Applied

Alpha activity action level (DPM): 20.00
 Beta activity action level (DPM): 200.00
 Certainty level for MDA and flags: 95.00%
 High Voltage Setting: 1440

Application Revision: 3
 Application Version: Standard

Batch ID: blairsville 1-1-6

Alpha efficiency log file: th230ab			
Alpha Efficiency: 33.96%			
Alpha to Beta Crosstalk: 24.36%			
Alpha Background (CPM): 0.335714286			
Alpha Correction Factor: 1.000			
Beta efficiency log file: tc99ab			
Beta Efficiency: 37.60%			
Beta into Alpha Crosstalk: 0.17%			
Beta Background (CPM): 1.678571429			
Beta Correction Factor: 1.000			
Count time (min)	Alpha CPM	Beta CPM	Completion Date - Time
2.00	-0.336	1.32	8/15/95 6:30
2.00	0.164	-0.18	8/15/95 6:32
2.00	0.164	1.32	8/15/95 6:35
2.00	-0.336	-0.18	8/15/95 6:37
2.00	0.164	0.82	8/15/95 6:39
2.00	-0.336	-0.18	8/15/95 6:41
2.00	-0.336	-0.18	8/15/95 6:43
2.00	0.664	-1.18	8/15/95 6:46
2.00	-0.336	-0.18	8/15/95 6:48
2.00	0.664	1.32	8/15/95 6:50
2.00	0.664	0.82	8/15/95 6:52
2.00	0.164	0.32	8/15/95 6:54
2.00	0.164	1.32	8/15/95 6:57
2.00	-0.336	32	8/15/95 6:59
2.00	-0.336	-0.68	8/15/95 7:01
2.00	-0.336	-1.18	8/15/95 7:03
2.00	0.164	-0.68	8/15/95 7:05
2.00	0.164	0.82	8/15/95 7:08

Carrier	Alpha Activity				Beta Activity			
	DPM	σ	flags	MDA	DPM	σ	flags	MDA
21	-0.989	1.48	<MDA	7.98	3.51	3.27	<MDA	11.67
22	0.484	1.48	<MDA	7.98	-0.47	2.32	<MDA	11.67
23	0.484	1.48	<MDA	7.98	3.51	3.27	<MDA	11.67
24	-0.989	1.48	<MDA	7.98	-0.47	2.32	<MDA	11.67
25	0.484	1.48	<MDA	7.98	2.18	2.99	<MDA	11.67
26	-0.989	1.48	<MDA	7.98	-0.47	2.32	<MDA	11.67
27	-0.989	1.48	<MDA	7.98	-0.47	2.32	<MDA	11.67
28	1.956	2.09	<MDA	7.98	-3.13	1.36	<MDA	11.67
29	-0.989	1.48	<MDA	7.98	-0.47	2.32	<MDA	11.67
30	1.956	2.09	<MDA	7.98	3.51	3.27	<MDA	11.67
31	1.956	2.09	<MDA	7.98	2.18	2.99	<MDA	11.67
32	0.484	1.48	<MDA	7.98	0.85	2.68	<MDA	11.67
33	0.484	1.48	<MDA	7.98	3.51	3.27	<MDA	11.67
34	-0.989	1.48	<MDA	7.98	0.85	2.68	<MDA	11.67
35	-0.989	1.48	<MDA	7.98	-1.80	1.90	<MDA	11.67
36	-0.989	1.48	<MDA	7.98	-3.13	1.36	<MDA	11.67
37	0.484	1.48	<MDA	7.98	-1.80	1.90	<MDA	11.67
38	0.484	1.48	<MDA	7.98	2.18	2.99	<MDA	11.67

SN: 01323
 DATE: 3/22/95

BY: L. Smith / V. Taylor / C. VERGARI

5516D05

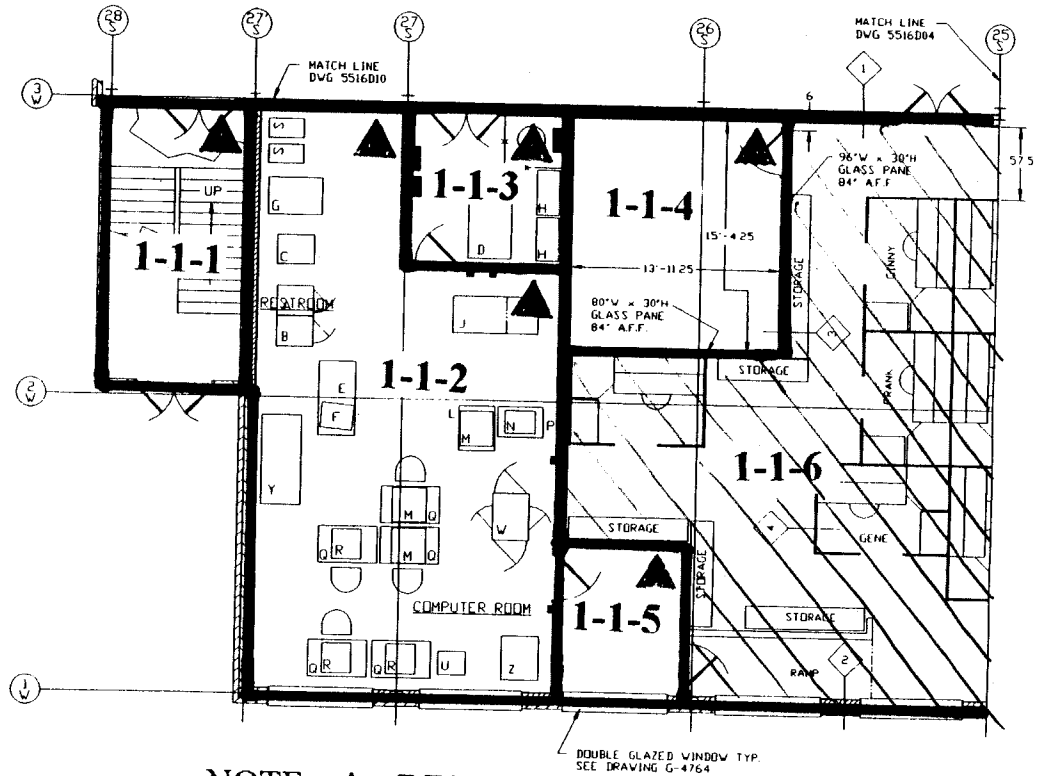
COMPUTER ROOM EQUIPMENT LEGEND

- A - 4997 RACK SERIES 1 COMPUTER
- B - 4997 RACK W/SERIES 1 COMPUTER
- C - C351 PRINTER FOR SERIES 1 COMPUTER
- D - CHECK PRINTER
- E - 30" x 60" TABLE
- F - 3031 CRT
- G - BURSTER
- H - METAL SHELVING UNIT x 84" HIGH
- J - 5360 SYSTEM 36 COMPUTER
- K - BOOKCASE
- L - STANDUP WORK STATION
- M - 5251 OPERATOR'S CONSOLE FOR SYSTEM 36 COMPUTER
- N - PRINTER STAND
- P - 5256 PRINTER
- Q - 30" x 48" TABLE
- R - 5291 OPERATOR'S CONSOLE FOR SYSTEM 36 COMPUTER
- S - 5 DRAWER FILING CABINET
- T - TELEX
- U - FACSIMILE W/TELEPHONE & MODUM
- V - 34" x 72" TABLE
- W - 3262 PRINTER FOR SYSTEM 36 COMPUTER
- Y - AIR CONDITIONING UNIT
- Z - CP9 VOLTAGE REGULATOR

SEE CAD00373 FOR FIRE PROTECTION EQUIPMENT LAYOUT

LEGEND

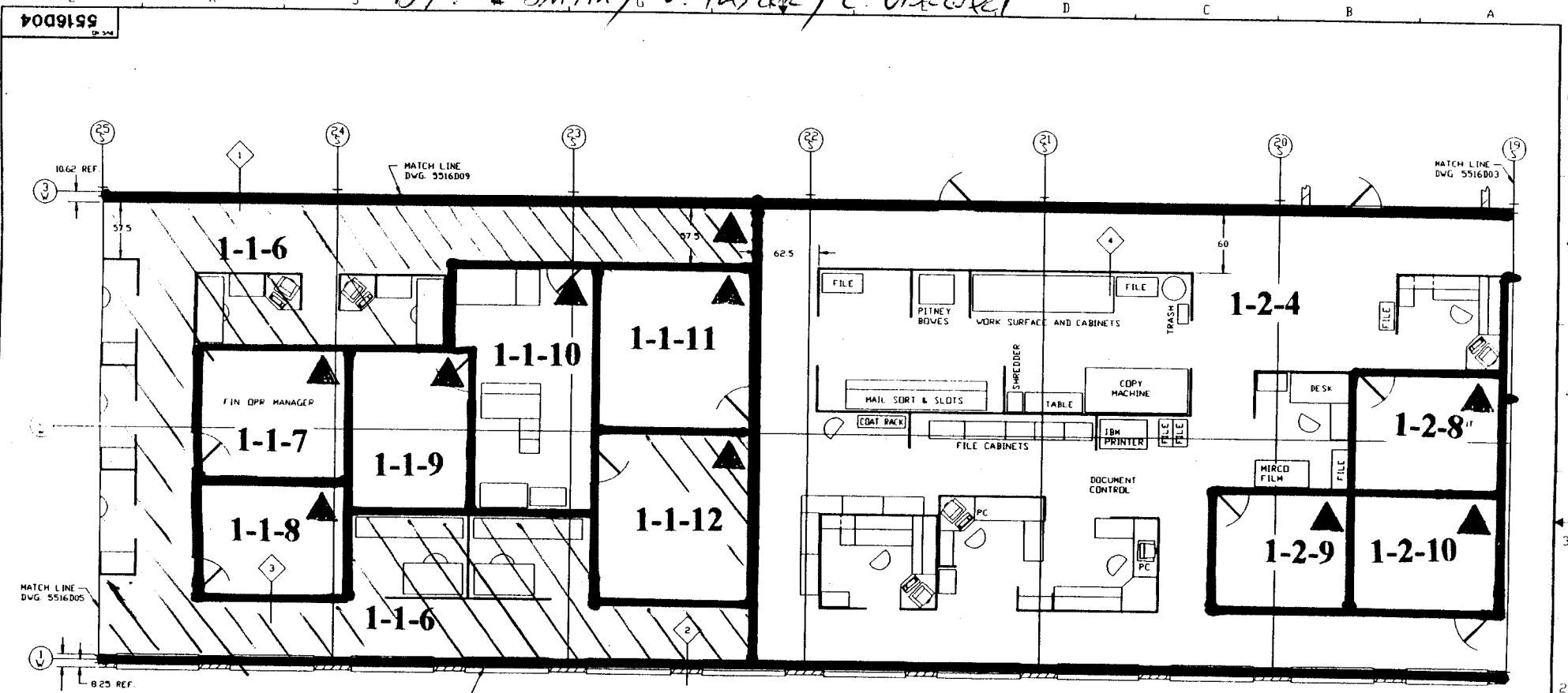
- ① 8" BLOCK, 3/4" PLASTER AND 5/8" DRYWALL
- ② 4" BRICK, 4" BLOCK, 1" PLASTER, 3-1/2" WOOD FRAME W/INSULATION
- ③ 3-1/2" WOOD FRAME AND 5/8" DRYWALL 115" HIGH
- ④ WESTINGHOUSE MODULAR WALL UNITS (ASD) 60" HIGH



NOTE: ▲ DESIGNATES NORTHERN MOST WEST CORNER (0, 0 Reference point)

<p>TELEPHONE & MACHINING NOTES CALLS OTHERWISE SPECIFIED</p> <p>ALL DIMENSIONS ARE UNLESS OTHERWISE SPECIFIED IN THIS DRAWING. DIMENSIONS ARE TO FACE UNLESS OTHERWISE SPECIFIED.</p> <p>CONSTRUCTION IS TO BE IN ACCORDANCE WITH THE LATEST EDITIONS OF THE BUILDING CODES AND ALL APPLICABLE REGULATIONS.</p> <p>ALL MATERIALS AND SUPPLIES TO BE USED SHALL BE OF THE HIGHEST QUALITY AVAILABLE.</p> <p>MADE IN THE U.S.A.</p>	<p>WESTINGHOUSE PROPRIETARY DATA</p> <p>THIS DOCUMENT CONTAINS PROPRIETARY DATA OF THE WESTINGHOUSE ELECTRICAL CORPORATION. IT IS TO BE KEPT IN CONFIDENTIALITY AND NOT TO BE REPRODUCED OR TRANSMITTED IN ANY FORM OR BY ANY MEANS WITHOUT THE WRITTEN PERMISSION OF THE WESTINGHOUSE ELECTRICAL CORPORATION.</p>	<p>DESIGNED BY: CLAWSON</p> <p>DRAWN BY: []</p> <p>CHECKED BY: []</p> <p>DATE: []</p> <p>SCALE: 25' = 1"</p>	<p>Westinghouse Electric Corporation SPECIALTY METALS PLANT BLAIRSVILLE PA USA</p> <p>TITLE: MAIN BUILDING EQUIPMENT LAYOUT OFFICE AREA</p> <p>SCALE: 25' = 1"</p>
--	--	---	---

SN: 01323
 DATE: 3/22/95
 BY: G. SMITH / G. V. TRAYLER / C. VERRILLI



- LEGEND**
- ① 8" BLOCK, 3/4" PLASTER, AND 5/8" DRYWALL
 - ② 4" BRICK, 4" BLOCK, 1" PLASTER, 3-1/2" WOOD FRAME W/INSULATION
 - ③ 3-1/2" WOOD FRAME AND 5/8" DRYWALL 115" HIGH
 - ④ WESTINGHOUSE MODULAR WALL UNITS (ASD) 60" HIGH

NOTE: ▲ DESIGNATES NORTHERN MOST WEST CORNER (0, 0 Reference point)

TO EXACT 1" DRAWING NOTES UNLESS OTHERWISE SPECIFIED DRAWING AND FIELD NOTES, SYMBOLS, DIMENSIONS, TOLERANCES AND INTERPRETATION SHALL BE THE SOLE RESPONSIBILITY OF THE ENGINEER IN CHARGE OF THE PROJECT. ALL DIMENSIONS UNLESS OTHERWISE SPECIFIED SHALL BE IN FEET AND INCHES. DIMENSIONS SHALL BE MEASURED TO THE FACE UNLESS OTHERWISE SPECIFIED. DIMENSIONS SHALL BE TO THE CENTERLINE UNLESS OTHERWISE SPECIFIED. DIMENSIONS SHALL BE TO THE CENTERLINE UNLESS OTHERWISE SPECIFIED.	WESTINGHOUSE PROPRIETARY DATA THIS DOCUMENT CONTAINS PROPRIETARY INFORMATION OF THE WESTINGHOUSE ELECTRIC CORPORATION. REPRODUCTION OR TRANSMISSION OF THIS DOCUMENT IN ANY FORM OR BY ANY MEANS IS PROHIBITED WITHOUT THE WRITTEN PERMISSION OF THE WESTINGHOUSE ELECTRIC CORPORATION.	DES. BY: CLAWSON DATE: 8/27/88	Westinghouse Electric Corporation SPECIALTY METALS PLANT - BLAIRSVILLE, PA 15016 TITLE: MAIN BUILDING EQUIPMENT LAYOUT OFFICE AREA SCALE: 25' = 1"
		DES. ENG. CHECKED BY:	

Blairsville Point survey Form #003

Survey Serial #:	B01-324
------------------	----------------

Survey Section:	1
-----------------	---

Survey Unit:	47
--------------	----

Survey Sub-unit:	2
------------------	---

Classification:	4
-----------------	---

Survey Type:	UPPER
--------------	-------

Survey Date:	3/23/95
--------------	---------

Count Date:	8/15/95
-------------	---------

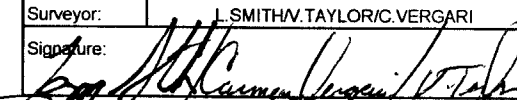
Alpha Survey Instruments				
Inst. S/N	Inst. Code	Eff. %	Corr. Fac.	Bkg. CPM
1588	8	21.2	4.72	4

Beta Survey Instruments				
Inst. S/N	Inst. Code	Eff. %	Corr. Fac.	Bkg. CPM
1595	12	32.4	3.09	286

Gamma or Beta/Gamma Instruments			
Inst. S/N	Inst. Code	Bkg.	Detection Type

Alpha Counting Instruments				
Inst. S/N	Inst. Code	Eff. %	Corr. Fac.	Bkg. CPM
13295	2	33.96	2.94	0.34

Beta Counting Instruments				
Inst. S/N	Inst. Code	Eff. %	Corr. Fac.	Bkg. CPM
13295	3	37.6	2.66	1.68

Surveyor: L. SMITH/V. TAYLOR/C. VERGARI
 Signature: 

Surface Description	Coordinates		Gamma at 1m uR/hr	Gamma Inst. Code	Beta/Gamma Contact mR/hr	Beta/Gamma Code	Contact Gross 1 min. Count Alpha	Alpha Inst. Code	Contact Gross 1 min. Count Beta	Beta Inst. Code	Scan Contact Gross CPM		Removable DPM/100 cm2 Alpha	Alpha Count Code	Removable DPM/100 cm2 Beta	Beta Count Code	Comments
	X	Y									Max Beta	Avg Beta					
CEILING	5	-0.5	N/A	N/A	N/A	N/A	1	8	314	12	414	270	0.48	2	0.85	3	PAINTED STEEL
CEILING	9	-0.5	N/A	N/A	N/A	N/A	2	8	319	12	463	270	-0.99	2	7.50	3	PAINTED STEEL
CEILING	11	-1	N/A	N/A	N/A	N/A	2	8	321	12	405	290	-0.99	2	4.84	3	PAINTED STEEL
CEILING	7	-3.7	N/A	N/A	N/A	N/A	1	8	267	12	310	240	-0.99	2	-1.80	3	PAINTED STEEL
CEILING	2.5	-3.7	N/A	N/A	N/A	N/A	2	8	290	12	380	250	-0.99	2	0.85	3	PAINTED STEEL
CEILING	2.5	-7	N/A	N/A	N/A	N/A	2	8	314	12	358	240	-0.99	2	2.18	3	PAINTED STEEL
CEILING	5	-8	N/A	N/A	N/A	N/A	1	8	273	12	396	260	-0.99	2	4.84	3	PAINTED STEEL
CEILING	1.5	-9.8	N/A	N/A	N/A	N/A	3	8	265	12	378	240	0.48	2	-3.13	3	PAINTED STEEL
CEILING	2.5	-12.5	N/A	N/A	N/A	N/A	6	8	280	12	441	270	0.48	2	0.85	3	PAINTED STEEL
CEILING	9.5	-11.7	N/A	N/A	N/A	N/A	3	8	286	12	418	250	0.48	2	0.85	3	PAINTED STEEL
CEILING	11	-7.7	N/A	N/A	N/A	N/A	2	8	273	12	365	250	-0.99	2	-0.47	3	PAINTED STEEL

LB5100-W Low Background Counting System -- Smear Analysis

Date: 8/15/95
 Counting Unit id: 1
 Data file name: C:\LBXL\UNIT1\B01-324.XLD
 Batch Ended: 8/15/95 7:32
 Crosstalk Correction: Not Applied

Alpha activity action level (DPM): 20.00
 Beta activity action level (DPM): 200.00
 Certainty level for MDA and flags: 95.00%
 High Voltage Setting: 1440

Application Revision: 3
 Application Version: Standard

Alpha efficiency log file: th230ab
 Alpha Efficiency: 33.96%
 Alpha to Beta Crosstalk: 24.36%
 Alpha Background (CPM): 0.335714286
 Alpha Correction Factor: 1.000

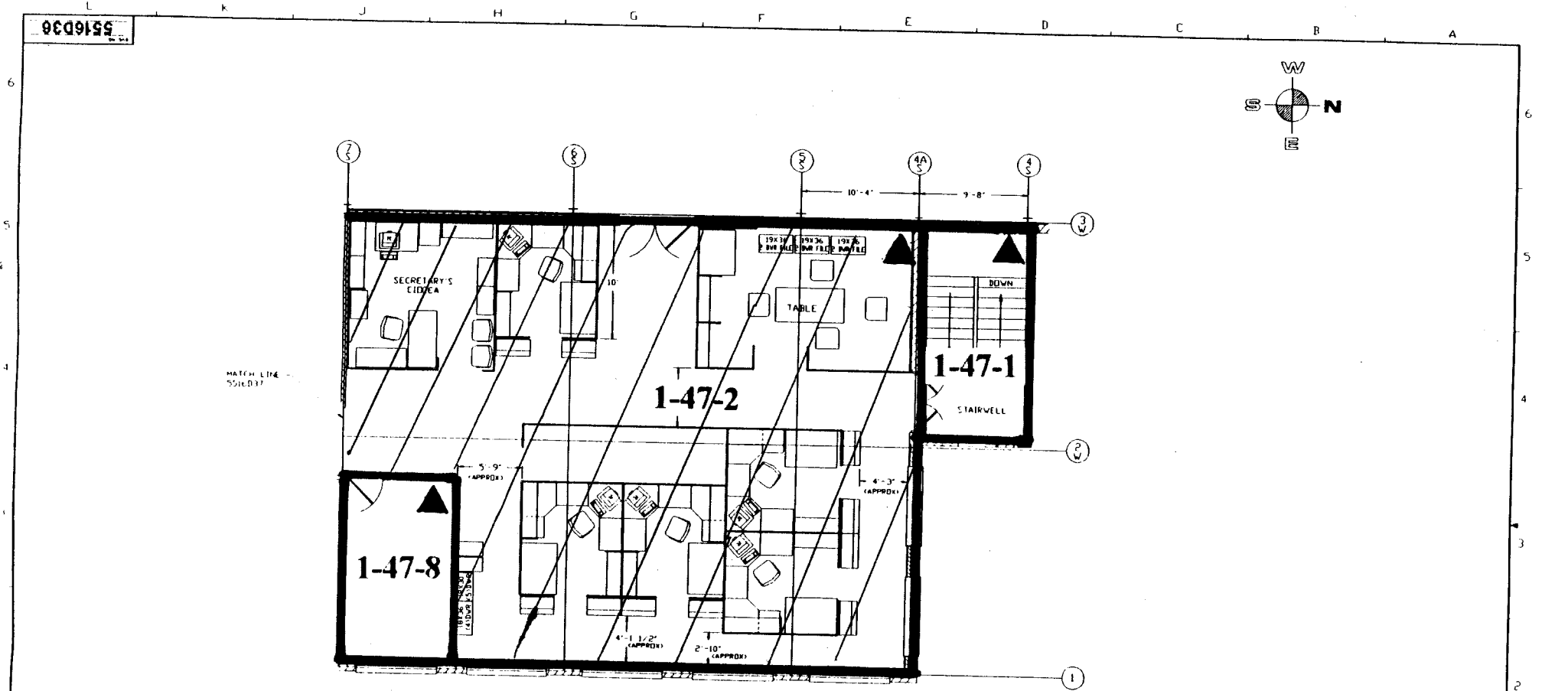
Beta efficiency log file: tc99ab
 Beta Efficiency: 37.60%
 Beta into Alpha Crosstalk: 0.17%
 Beta Background (CPM): 1.678571429
 Beta Correction Factor: 1.000

Batch ID: blairsville 1-47-2

Carrier	Alpha Activity				Beta Activity				Count time (min)	Alpha CPM	Beta CPM	Completion Date - Time
	DPM	σ	flags	MDA	DPM	σ	flags	MDA				
39	0.484	1.48	<MDA	7.98	0.85	2.68	<MDA	11.67	2.00	0.164	0.32	8/15/95 7:10
40	-0.989	1.48	<MDA	7.98	7.50	4.00	<AL	11.67	2.00	-0.336	2.82	8/15/95 7:12
41	-0.989	1.48	<MDA	7.98	4.84	3.53	<AL	11.67	2.00	-0.336	1.82	8/15/95 7:14
42	-0.989	1.48	<MDA	7.98	-1.80	1.90	<MDA	11.67	2.00	-0.336	-0.68	8/15/95 7:16
43	-0.989	1.48	<MDA	7.98	0.85	2.68	<MDA	11.67	2.00	-0.336	0.32	8/15/95 7:19
44	-0.989	1.48	<MDA	7.98	2.18	2.99	<MDA	11.67	2.00	-0.336	0.82	8/15/95 7:21
45	-0.989	1.48	<MDA	7.98	4.84	3.53	<AL	11.67	2.00	-0.336	1.82	8/15/95 7:23
46	0.484	1.48	<MDA	7.98	-3.13	1.36	<MDA	11.67	2.00	0.164	-1.18	8/15/95 7:25
47	0.484	1.48	<MDA	7.98	0.85	2.68	<MDA	11.67	2.00	0.164	0.32	8/15/95 7:27
48	0.484	1.48	<MDA	7.98	0.85	2.68	<MDA	11.67	2.00	0.164	0.32	8/15/95 7:30
49	-0.989	1.48	<MDA	7.98	-0.47	2.32	<MDA	11.67	2.00	-0.336	-0.18	8/15/95 7:32

UNIT 1-47-2
 SN: 01324
 DATE: 3-22-95
 BY: LS/cv/OT

5516D36



NOTE: ▲ DESIGNATES NORTHERN MOST WEST CORNER (0, 0 Reference point)

<p>REVISIONS & REVISIONS NOTES 1. REVISED DRAWING TO SHOW 2. REVISED DRAWING TO SHOW 3. REVISED DRAWING TO SHOW 4. REVISED DRAWING TO SHOW 5. REVISED DRAWING TO SHOW 6. REVISED DRAWING TO SHOW 7. REVISED DRAWING TO SHOW 8. REVISED DRAWING TO SHOW 9. REVISED DRAWING TO SHOW 10. REVISED DRAWING TO SHOW 11. REVISED DRAWING TO SHOW 12. REVISED DRAWING TO SHOW 13. REVISED DRAWING TO SHOW 14. REVISED DRAWING TO SHOW 15. REVISED DRAWING TO SHOW 16. REVISED DRAWING TO SHOW 17. REVISED DRAWING TO SHOW 18. REVISED DRAWING TO SHOW 19. REVISED DRAWING TO SHOW 20. REVISED DRAWING TO SHOW 21. REVISED DRAWING TO SHOW 22. REVISED DRAWING TO SHOW 23. REVISED DRAWING TO SHOW 24. REVISED DRAWING TO SHOW 25. REVISED DRAWING TO SHOW 26. REVISED DRAWING TO SHOW 27. REVISED DRAWING TO SHOW 28. REVISED DRAWING TO SHOW 29. REVISED DRAWING TO SHOW 30. REVISED DRAWING TO SHOW 31. REVISED DRAWING TO SHOW 32. REVISED DRAWING TO SHOW 33. REVISED DRAWING TO SHOW 34. REVISED DRAWING TO SHOW 35. REVISED DRAWING TO SHOW 36. REVISED DRAWING TO SHOW 37. REVISED DRAWING TO SHOW 38. REVISED DRAWING TO SHOW 39. REVISED DRAWING TO SHOW 40. REVISED DRAWING TO SHOW 41. REVISED DRAWING TO SHOW 42. REVISED DRAWING TO SHOW 43. REVISED DRAWING TO SHOW 44. REVISED DRAWING TO SHOW 45. REVISED DRAWING TO SHOW 46. REVISED DRAWING TO SHOW 47. REVISED DRAWING TO SHOW 48. REVISED DRAWING TO SHOW 49. REVISED DRAWING TO SHOW 50. REVISED DRAWING TO SHOW 51. REVISED DRAWING TO SHOW 52. REVISED DRAWING TO SHOW 53. REVISED DRAWING TO SHOW 54. REVISED DRAWING TO SHOW 55. REVISED DRAWING TO SHOW 56. REVISED DRAWING TO SHOW 57. REVISED DRAWING TO SHOW 58. REVISED DRAWING TO SHOW 59. REVISED DRAWING TO SHOW 60. REVISED DRAWING TO SHOW 61. REVISED DRAWING TO SHOW 62. REVISED DRAWING TO SHOW 63. REVISED DRAWING TO SHOW 64. REVISED DRAWING TO SHOW 65. REVISED DRAWING TO SHOW 66. REVISED DRAWING TO SHOW 67. REVISED DRAWING TO SHOW 68. REVISED DRAWING TO SHOW 69. REVISED DRAWING TO SHOW 70. REVISED DRAWING TO SHOW 71. REVISED DRAWING TO SHOW 72. REVISED DRAWING TO SHOW 73. REVISED DRAWING TO SHOW 74. REVISED DRAWING TO SHOW 75. REVISED DRAWING TO SHOW 76. REVISED DRAWING TO SHOW 77. REVISED DRAWING TO SHOW 78. REVISED DRAWING TO SHOW 79. REVISED DRAWING TO SHOW 80. REVISED DRAWING TO SHOW 81. REVISED DRAWING TO SHOW 82. REVISED DRAWING TO SHOW 83. REVISED DRAWING TO SHOW 84. REVISED DRAWING TO SHOW 85. REVISED DRAWING TO SHOW 86. REVISED DRAWING TO SHOW 87. REVISED DRAWING TO SHOW 88. REVISED DRAWING TO SHOW 89. REVISED DRAWING TO SHOW 90. REVISED DRAWING TO SHOW 91. REVISED DRAWING TO SHOW 92. REVISED DRAWING TO SHOW 93. REVISED DRAWING TO SHOW 94. REVISED DRAWING TO SHOW 95. REVISED DRAWING TO SHOW 96. REVISED DRAWING TO SHOW 97. REVISED DRAWING TO SHOW 98. REVISED DRAWING TO SHOW 99. REVISED DRAWING TO SHOW 100. REVISED DRAWING TO SHOW</p>	<p>WESTINGHOUSE PROPRIETARY DATA THIS DRAWING CONTAINS PROPRIETARY INFORMATION OF THE WESTINGHOUSE ELECTRIC CORPORATION. ALL RIGHTS ARE RESERVED. NO PART OF THIS DRAWING IS TO BE REPRODUCED OR TRANSMITTED IN ANY FORM OR BY ANY MEANS, ELECTRONIC OR MECHANICAL, INCLUDING PHOTOCOPYING, RECORDING, OR BY ANY INFORMATION STORAGE AND RETRIEVAL SYSTEM, WITHOUT THE WRITTEN PERMISSION OF THE WESTINGHOUSE ELECTRIC CORPORATION.</p>	<p>DESIGNED BY: CLAYSON DATE: 5-27-95 DRAWN BY: CHECKED BY: APPROVED BY:</p>	<p>Westinghouse Electric Corporation SPECIALTY METALS PLANT, BEADSVILLE, PA, USA MAIN BUILDING 2ND FLOOR OFFICE LAYOUT</p>
--	--	--	--

Blairsville Point Survey Form #003

Survey Serial #:	B01-325
------------------	---------

Survey Section:	1
-----------------	---

Survey Unit:	47
--------------	----

Survey Sub-unit:	6
------------------	---

Classification:	4
-----------------	---

Survey Type:	UPPER
--------------	-------

Survey Date:	3/23/95
--------------	---------

Count Date:	8/15/95
-------------	---------

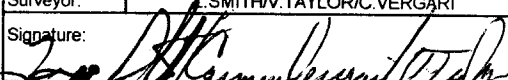
Alpha Survey Instruments				
Inst. S/N	Inst. Code	Eff. %	Corr. Fac.	Bkg. CPM
1588	8	21.2	4.72	4

Alpha Counting Instruments				
Inst. S/N	Inst. Code	Eff. %	Corr. Fac.	Bkg. CPM
13295	2	33.96	2.94	0.34

Beta Survey Instruments				
Inst. S/N	Inst. Code	Eff. %	Corr. Fac.	Bkg. CPM
1595	12	32.4	3.09	286

Beta Counting Instruments				
Inst. S/N	Inst. Code	Eff. %	Corr. Fac.	Bkg. CPM
13295	3	37.6	2.66	1.68

Gamma or Beta/Gamma Instruments			
Inst. S/N	Inst. Code	Bkg.	Detection Type

Surveyor:	A. SMITH/V. TAYLOR/C. VERGARI
Signature:	

Surface Description	Coordinates		Gamma at 1m uR/hr	Gamma Inst. Code	Beta/Gamma Contact mR/hr	Beta/Gamma Code	Contact Gross 1 min. Count Alpha	Alpha Inst. Code	Contact Gross 1 min. Count Beta	Beta Inst. Code	Scan Contact Gross CPM		Removable DPM/100 cm2 Alpha	Alpha Count Code	Removable DPM/100 cm2 Beta	Beta Count Code	Comments
	X	Y									Max Beta	Avg Beta					
CEILING	2	-0.5	N/A	N/A	N/A	N/A	5	8	238	12	382	260	-0.99	2	-0.47	3	PAINTED STEEL
CEILING	0.5	-5	N/A	N/A	N/A	N/A	1	8	269	12	354	270	-0.99	2	-3.13	3	PAINTED STEEL
CEILING	2	-8	N/A	N/A	N/A	N/A	3	8	263	12	396	250	-0.99	2	-1.80	3	PAINTED STEEL
CEILING	4.5	-5.5	N/A	N/A	N/A	N/A	5	8	326	12	396	250	0.48	2	2.18	3	PAINTED STEEL
CEILING	4.5	-3	N/A	N/A	N/A	N/A	1	8	296	12	380	250	0.48	2	6.17	3	PAINTED STEEL

LB5100-W Low Background Counting System -- Smear Analysis

Date: 8/15/95
 Counting Unit id: 1
 Data file name: C:\LBXL\UNIT1\B01-325.XLD
 Batch Ended: 8/15/95 7:43
 Crosstalk Correction: Not Applied

Alpha activity action level (DPM): 20.00
 Beta activity action level (DPM): 200.00
 Certainty level for MDA and flags: 95.00%
 High Voltage Setting: 1440

Application Revision: 3
 Application Version: Standard

Batch ID: blairsville 1-47-6

Alpha efficiency log file: th230ab Alpha Efficiency: 33.96% Alpha to Beta Crosstalk: 24.36% Alpha Background (CPM): 0.335714286 Alpha Correction Factor: 1.000			
Beta efficiency log file: tc99ab Beta Efficiency: 37.60% Beta into Alpha Crosstalk: 0.17% Beta Background (CPM): 1.678571429 Beta Correction Factor: 1.000			
Count time (min)	Alpha CPM	Beta CPM	Completion Date - Time
2.00	-0.336	-0.18	8/15/95 7:34
2.00	-0.336	-1.18	8/15/95 7:36
2.00	-0.336	-0.68	8/15/95 7:39
2.00	0.164	0.82	8/15/95 7:41
2.00	0.164	2.32	8/15/95 7:43

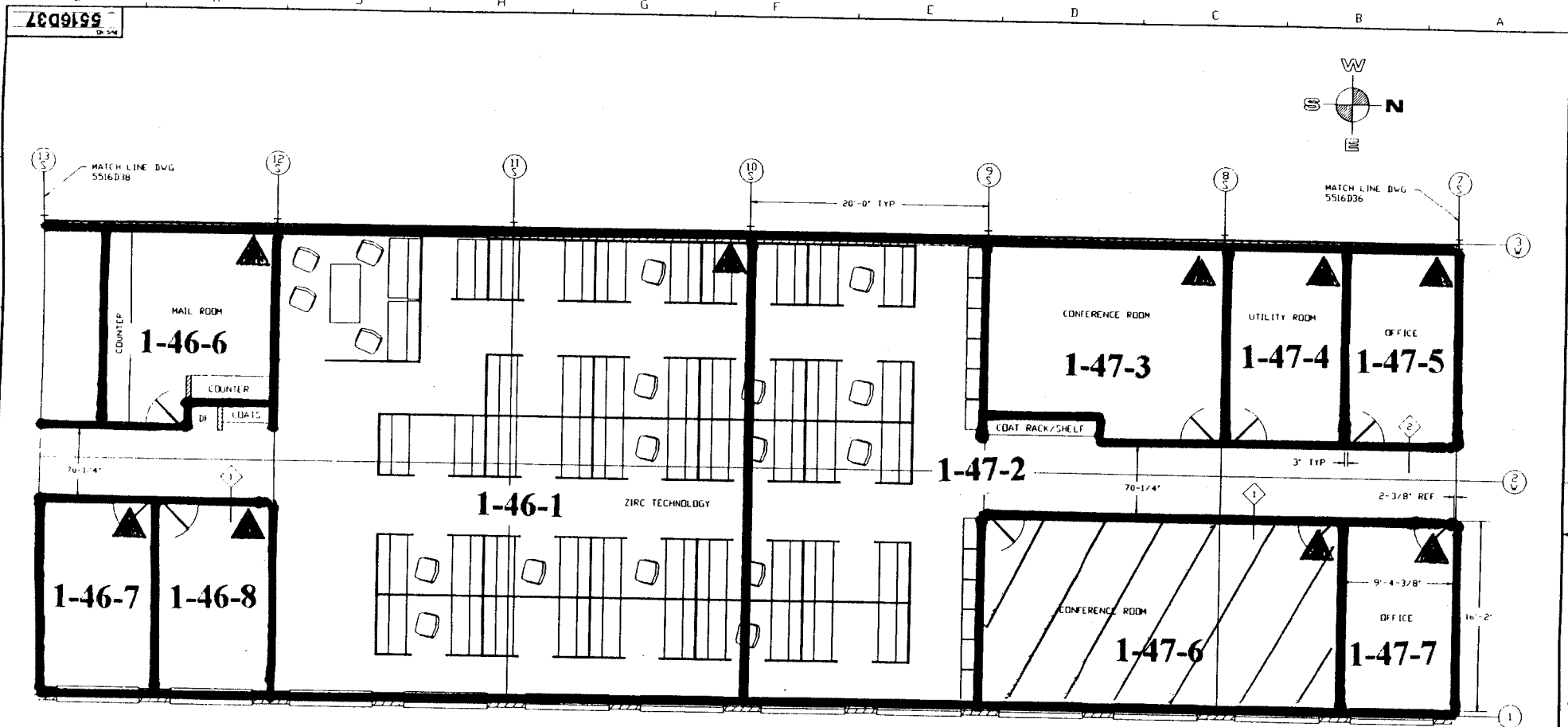
Carrier	Alpha Activity				Beta Activity			
	DPM	σ	flags	MDA	DPM	σ	flags	MDA
50	-0.989	1.48	<MDA	7.98	-0.47	2.32	<MDA	11.67
51	-0.989	1.48	<MDA	7.98	-3.13	1.36	<MDA	11.67
52	-0.989	1.48	<MDA	7.98	-1.80	1.90	<MDA	11.67
53	0.484	1.48	<MDA	7.98	2.18	2.99	<MDA	11.67
54	0.484	1.48	<MDA	7.98	6.17	3.77	<AL	11.67

UNIT: 1-47-6

SN: 01325

DATE: 3-22-95

BY: LS/WT/CV



NOTE: ▲ DESIGNATES NORTHERN MOST WEST CORNER (0, 0 Reference point)

WESTINGHOUSE PROPRIETARY DATA <small>THIS DRAWING IS THE PROPERTY OF WESTINGHOUSE ELECTRIC CORPORATION AND IS NOT TO BE REPRODUCED OR TRANSMITTED IN ANY FORM OR BY ANY MEANS, ELECTRONIC OR MECHANICAL, INCLUDING PHOTOCOPYING, RECORDING, OR BY ANY INFORMATION STORAGE AND RETRIEVAL SYSTEM, WITHOUT THE WRITTEN PERMISSION OF WESTINGHOUSE ELECTRIC CORPORATION. THE COMPANY ASSUMES NO LIABILITY FOR THE USE OF THIS DRAWING FOR ANY OTHER THAN THE PURPOSES FOR WHICH IT WAS PREPARED.</small>	DESIGNED BY: [] DRAWN BY: [] CHECKED BY: [] DATE: []	Westinghouse Electric Corporation SPECIALTY METALS PLANT - BRIDGEVILLE, PA.
	TITLE: OFFICE LAYOUT - SECOND FLOOR - MAIN BUILDING SCALE: 1/8" = 1'-0" SHEET NO. 5516D37	

Blairsville Point Survey Form #003

Survey Serial #:	01-326
Survey Section:	1
Survey Unit:	47
Survey Sub-unit:	2

Alpha Survey Instruments				
Inst. S/N	Inst. Code	Eff. %	Corr. Fac.	Bkg. CPM
1588	8	21.2	4.72	2


Beta Survey Instruments				
Inst. S/N	Inst. Code	Eff. %	Corr. Fac.	Bkg. CPM
1595	12	32.4	3.09	218

Gamma or Beta/Gamma Instruments			
Inst. S/N	Inst. Code	Bkg.	Detection Type

Classification:	4
Survey Type:	UPPER

Alpha Counting Instruments				
Inst. S/N	Inst. Code	Eff. %	Corr. Fac.	Bkg. CPM
13295	2	33.96	2.94	0.34

Beta Counting Instruments				
Inst. S/N	Inst. Code	Eff. %	Corr. Fac.	Bkg. CPM
13295	3	37.6	2.66	1.68

Surveyor:	V. TAYLOR/L. SMITH/C. VERGARI
Signature:	

Surface Description	Coordinates		Gamma at 1m	Gamma Inst.	Beta/Gamma Contact	Beta/Gamma Code	Contact Gross 1 min. Count	Alpha Inst. Code	Contact Gross 1 min. Count	Beta Inst. Code	Scan Contact Gross CPM		Removable DPM/100 cm2	Alpha Count Code	Removable DPM/100 cm2	Beta Count Code	Comments
	X	Y	uR/hr	Code	mR/hr	Code	Alpha	Code	Beta	Code	Max Beta	Avg Beta	Alpha	Code	Beta	Code	
CEILING	5.5	-18	N/A	N/A	N/A	N/A	2	8	220	12	342	250	-0.99	2	-3.13	3	PAINTED STEEL
CEILING	5	-28	N/A	N/A	N/A	N/A	17	8	270	12	327	250	-0.99	2	2.18	3	PAINTED STEEL
CEILING	1.5	-31.8	N/A	N/A	N/A	N/A	2	8	272	12	313	240	-0.99	2	3.51	3	PAINTED STEEL
CEILING	4	-31	N/A	N/A	N/A	N/A	3	8	301	12	360	230	-0.99	2	-1.80	3	PAINTED STEEL
CEILING	7.5	-28	N/A	N/A	N/A	N/A	3	8	247	12	329	240	-0.99	2	2.18	3	PAINTED STEEL
CEILING	7.5	-30	N/A	N/A	N/A	N/A	1	8	240	12	333	220	-0.99	2	3.51	3	PAINTED STEEL
CEILING	11	-30.5	N/A	N/A	N/A	N/A	11	8	286	12	410	270	0.48	2	0.85	3	PAINTED STEEL

LB5100-W Low Background Counting System -- Smear Analysis

Date: 8/15/95
 Counting Unit id: 1
 Data file name: C:\LBXLUNIT1\B01-326.XLD
 Batch Ended: 8/15/95 7:58
 Crosstalk Correction: Not Applied

Alpha activity action level (DPM): 20.00
 Beta activity action level (DPM): 200.00
 Certainty level for MDA and flags: 95.00%
 High Voltage Setting: 1440

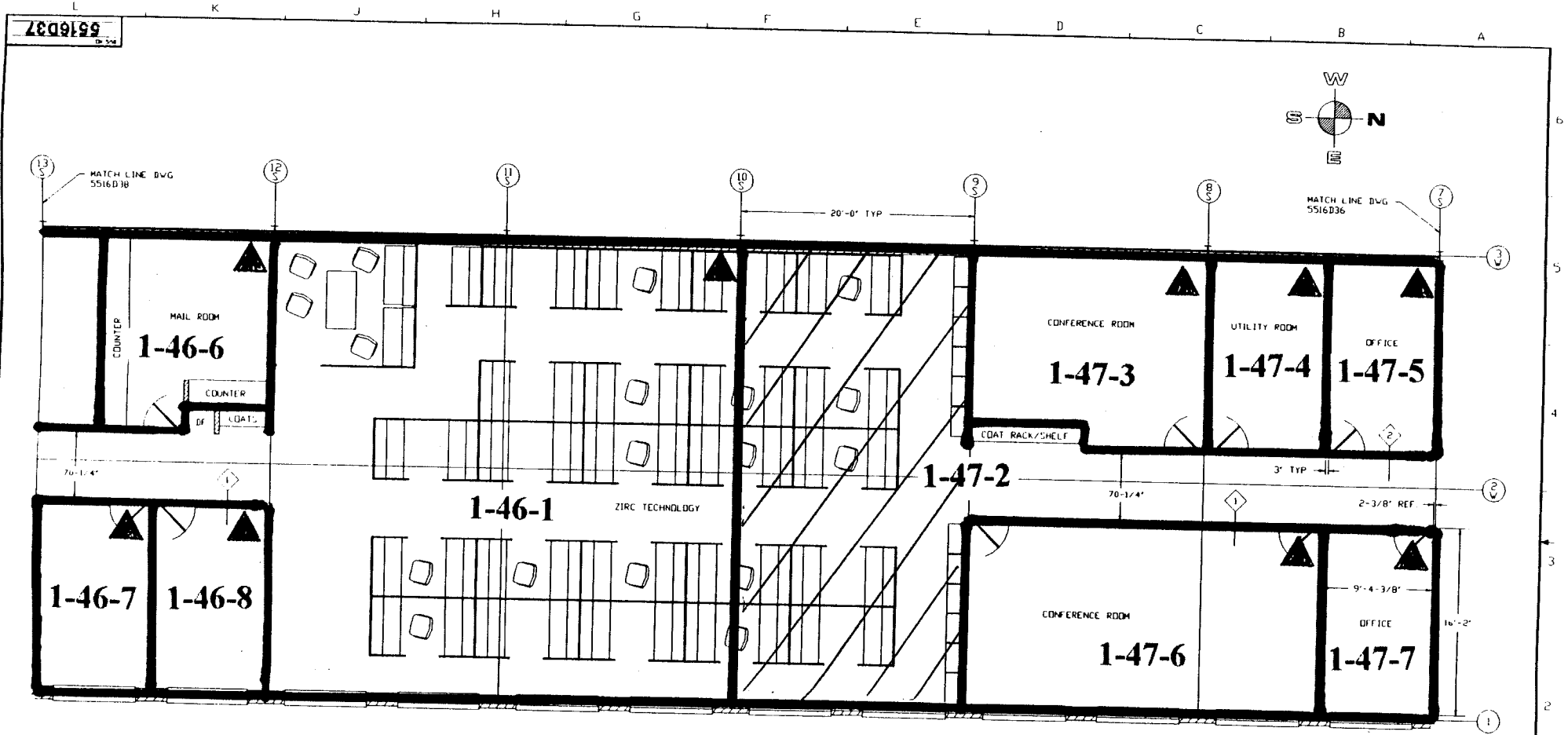
Application Revision: 3
 Application Version: Standard

Batch ID: blairsville 1-47-2

Carrier	Alpha Activity				Beta Activity				Count time (min)	Alpha CPM	Beta CPM	Completion Date - Time
	DPM	σ	flags	MDA	DPM	σ	flags	MDA				
55	-0.989	1.48	<MDA	7.98	-3.13	1.36	<MDA	11.67	2.00	-0.336	-1.18	8/15/95 7:45
56	-0.989	1.48	<MDA	7.98	2.18	2.99	<MDA	11.67	2.00	-0.336	0.82	8/15/95 7:47
57	-0.989	1.48	<MDA	7.98	3.51	3.27	<MDA	11.67	2.00	-0.336	1.32	8/15/95 7:50
58	-0.989	1.48	<MDA	7.98	-1.80	1.90	<MDA	11.67	2.00	-0.336	-0.68	8/15/95 7:52
59	-0.989	1.48	<MDA	7.98	2.18	2.99	<MDA	11.67	2.00	-0.336	0.82	8/15/95 7:54
60	-0.989	1.48	<MDA	7.98	3.51	3.27	<MDA	11.67	2.00	-0.336	1.32	8/15/95 7:56
61	0.484	1.48	<MDA	7.98	0.85	2.68	<MDA	11.67	2.00	0.164	0.32	8/15/95 7:58

Alpha efficiency log file: th230ab Alpha Efficiency: 33.96% Alpha to Beta Crosstalk: 24.36% Alpha Background (CPM): 0.335714286 Alpha Correction Factor: 1.000
Beta efficiency log file: tc99ab Beta Efficiency: 37.60% Beta into Alpha Crosstalk: 0.17% Beta Background (CPM): 1.678571429 Beta Correction Factor: 1.000

UNIT: 1-47-2
 SN: 01326
 DATE: 3-23-95
 BY: LS/CUTVT



NOTE: ▲ DESIGNATES NORTHERN MOST WEST CORNER (0, 0 Reference point)

WESTINGHOUSE PROPRIETARY DATA <small>THIS DRAWING IS THE PROPERTY OF WESTINGHOUSE ELECTRIC CORPORATION AND IS NOT TO BE REPRODUCED OR TRANSMITTED IN ANY FORM OR BY ANY MEANS, ELECTRONIC OR MECHANICAL, INCLUDING PHOTOCOPYING, RECORDING, OR BY ANY INFORMATION STORAGE AND RETRIEVAL SYSTEM, WITHOUT THE WRITTEN PERMISSION OF THE CORPORATION. THE DESIGN, CONSTRUCTION, AND OPERATION OF THE FACILITY SHALL BE THE RESPONSIBILITY OF THE OPERATING DIVISION.</small>	DESIGNED BY DRAWN BY CHECKED BY DATE	DATE DRAWN BY CHECKED BY	Westinghouse Electric Corporation SPECIALTY METALS PLANT, BLAINSVILLE, PA, USA
	OFFICE LAYOUT SECOND FLOOR MAIN BUILDING		SCALE: AS SHOWN SHEET 1 OF 1 SHEETS DWG. NO. 5516D37

Blairsville Point Survey Form #003

Survey Serial #:	01-327
Survey Section:	1
Survey Unit:	47
Survey Sub-unit:	3

Alpha Survey Instruments				
Inst. S/N	Inst. Code	Eff. %	Corr. Fac.	Bkg. CPM
1588	8	21.2	4.72	2


Beta Survey Instruments				
Inst. S/N	Inst. Code	Eff. %	Corr. Fac.	Bkg. CPM
1595	12	32.4	3.09	218

Gamma or Beta/Gamma Instruments			
Inst. S/N	Inst. Code	Bkg.	Detection Type

Classification:	4
Survey Type:	UPPER

Alpha Counting Instruments				
Inst. S/N	Inst. Code	Eff. %	Corr. Fac.	Bkg. CPM
13295	2	33.96	2.94	0.34

Beta Counting Instruments				
Inst. S/N	Inst. Code	Eff. %	Corr. Fac.	Bkg. CPM
13295	3	37.6	2.66	1.68

Surveyor:	V. TAYLOR/L. SMITH/C. VERGARI
Signature:	

Surface Description	Coordinates		Gamma at 1m uR/hr	Gamma Inst. Code	Beta/Gamma Contact mR/hr	Beta/Gamma Code	Contact Gross 1 min. Count Alpha	Alpha Inst. Code	Contact Gross 1 min. Count Beta	Beta Inst. Code	Scan Contact Gross CPM		Removable DPM/100 cm2 Alpha	Alpha Count Code	Removable DPM/100 cm2 Beta	Beta Count Code	Comments
	X	Y									Max Beta	Avg Beta					
	CEILING	3.2									-0.5	N/A					
CEILING	3.2	-5.5	N/A	N/A	N/A	N/A	1	8	278	12	348	230	-0.99	2	-1.80	3	PAINTED STEEL
CEILING	1	-4.5	N/A	N/A	N/A	N/A	2	8	295	12	397	280	0.48	2	6.17	3	PAINTED STEEL
WEST WALL	2	3.5	N/A	N/A	N/A	N/A	1	8	509	12	663	480	-0.99	2	0.85	3	PAINTED BRICK

LB5100-W Low Background Counting System – Smear Analysis

Date: 8/15/95
 Counting Unit id: 1
 Data file name: C:\LBXL\UNIT1\B01-327.XLD
 Batch Ended: 8/15/95 8:07
 Crosstalk Correction: Not Applied

Alpha activity action level (DPM): 20.00
 Beta activity action level (DPM): 200.00
 Certainty level for MDA and flags: 95.00%
 High Voltage Setting: 1440

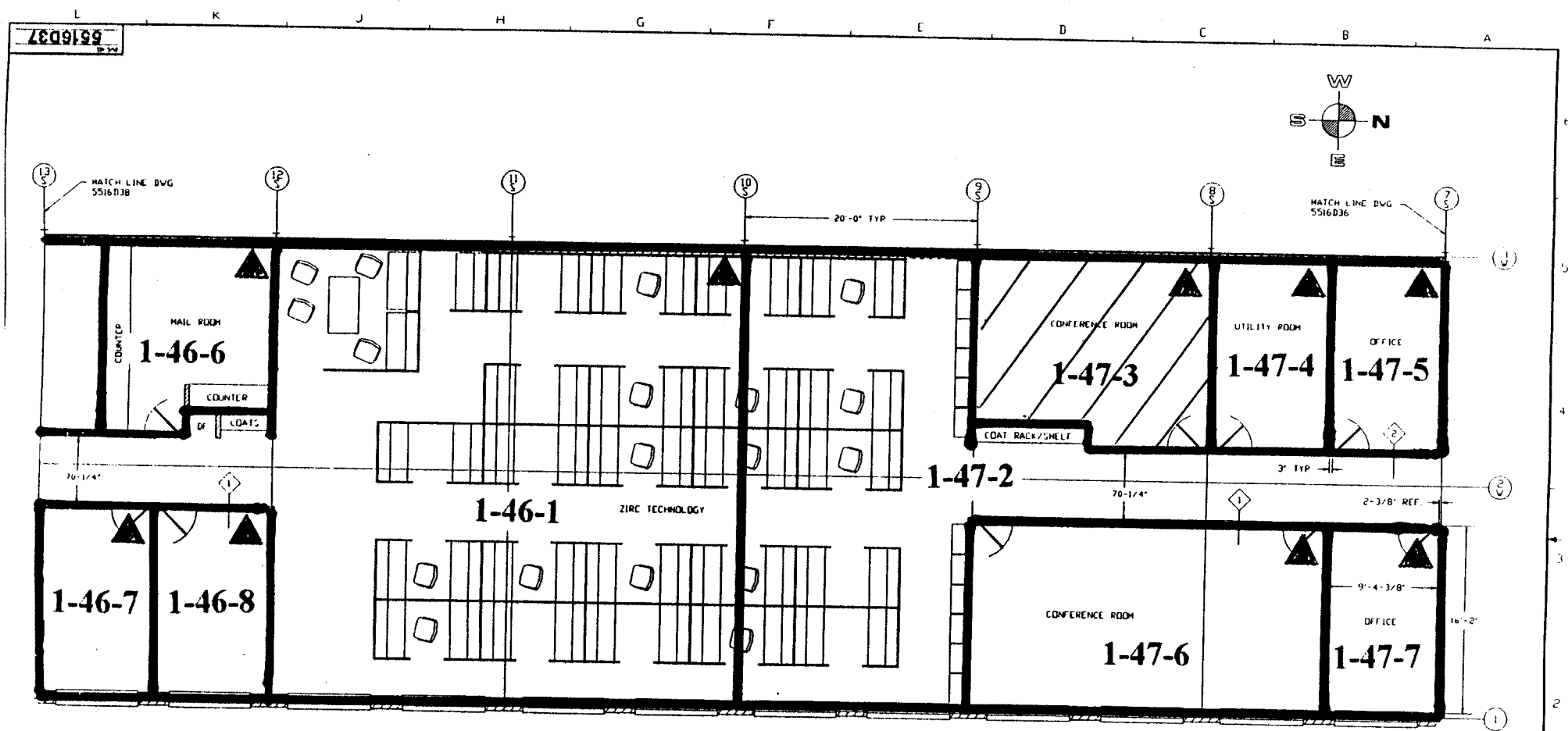
Application Revision: 3
 Application Version: Standard

Batch ID: blairsville 1-47-3

Carrier	Alpha Activity				Beta Activity				Count time (min)	Alpha CPM	Beta CPM	Completion Date - Time
	DPM	σ	flags	MDA	DPM	σ	flags	MDA				
62	-0.989	1.48	<MDA	7.98	-0.47	2.32	<MDA	11.67	2.00	-0.336	-0.18	8/15/95 8:01
63	-0.989	1.48	<MDA	7.98	-1.80	1.90	<MDA	11.67	2.00	-0.336	-0.68	8/15/95 8:03
64	0.484	1.48	<MDA	7.98	6.17	3.77	<AL	11.67	2.00	0.164	2.32	8/15/95 8:05
65	-0.989	1.48	<MDA	7.98	0.85	2.68	<MDA	11.67	2.00	-0.336	0.32	8/15/95 8:07

Alpha efficiency log file: th230ab Alpha Efficiency: 33.96% Alpha to Beta Crosstalk: 24.36% Alpha Background (CPM): 0.335714286 Alpha Correction Factor: 1.000
Beta efficiency log file: tc99ab Beta Efficiency: 37.60% Beta into Alpha Crosstalk: 0.17% Beta Background (CPM): 1.678571429 Beta Correction Factor: 1.000

UNIT: 1-47-3
 SN: 01-327
 DATE: 3-23-95
 BY: LS/LVT



NOTE: ▲ DESIGNATES NORTHERN MOST WEST CORNER (0, 0 Reference point)

WESTINGHOUSE PROJECT DATA	DATE	BY	APP'D BY	Westinghouse Electric Corporation SPECIALTY METALS PLANT, BRIMSDALE, PA. U.S.A.
<small> This drawing is the property of Westinghouse Electric Corporation and is to be used only for the project and location specified hereon. It is not to be reproduced, copied, or used for any other purpose without the written consent of Westinghouse Electric Corporation. </small>	<small> DATE: 3-23-95 TIME: 10:00 AM LOCATION: 1-47-3 </small>	<small> DRAWN BY: LS CHECKED BY: LVT APPROVED BY: [Signature] </small>	<small> SCALE: AS SHOWN SHEET 1 OF 1 SHEETS </small>	OFFICE LAYOUT SECOND FLOOR MAIN BUILDING 5516D37

Blairsville Point Survey Form #003

Survey Serial #:	01-328
------------------	--------

Survey Section:	1
-----------------	---

Survey Unit:	47
--------------	----

Survey Sub-unit:	4
------------------	---

Classification:	4
-----------------	---

Survey Type:	UPPER
--------------	-------

Survey Date:	3/23/95
--------------	---------

Count Date:	8/15/95
-------------	---------

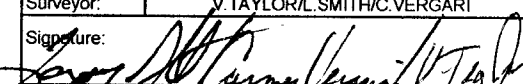
Alpha Survey Instruments				
Inst. S/N	Inst. Code	Eff. %	Corr. Fac.	Bkg. CPM
1588	8	21.2	4.72	2

Beta Survey Instruments				
Inst. S/N	Inst. Code	Eff. %	Corr. Fac.	Bkg. CPM
1595	12	32.4	3.09	218

Gamma or Beta/Gamma Instruments			
Inst. S/N	Inst. Code	Bkg.	Detection Type

Alpha Counting Instruments				
Inst. S/N	Inst. Code	Eff. %	Corr. Fac.	Bkg. CPM
13295	2	33.96	2.94	0.34

Beta Counting Instruments				
Inst. S/N	Inst. Code	Eff. %	Corr. Fac.	Bkg. CPM
13295	3	37.6	2.66	1.68

Surveyor:	V. TAYLOR/L. SMITH/C. VERGARI
Signature:	

Surface Description	Coordinates		Gamma at 1m	Gamma Inst.	Beta/Gamma Contact	Beta/Gamma	Contact Gross 1 min. Count	Alpha Inst.	Contact Gross 1 min. Count	Beta Inst.	Scan Contact Gross CPM		Removable DPM/100 cm2	Alpha Count	Removable DPM/100 cm2	Beta Count	Comments
	X	Y	uR/hr	Code	mR/hr	Code	Alpha	Beta	Code	Max Beta	Avg Beta	Alpha	Code	Beta	Code		
CEILING	1	-0.5	N/A	N/A	N/A	N/A	2	8	308	12	383	240	0.48	2	-3.13	3	PAINTEED STEEL
CEILING	3.5	-0.5	N/A	N/A	N/A	N/A	1	8	252	12	317	250	0.48	2	-1.80	3	PAINTEED STEEL

LB5100-W Low Background Counting System -- Smear Analysis

Date: 8/15/95
 Counting Unit id: 1
 Data file name: C:\LBXL\UNIT1\B01-328.XLD
 Batch Ended: 8/15/95 8:12
 Crosstalk Correction: Not Applied

Alpha activity action level (DPM): 20.00
 Beta activity action level (DPM): 200.00
 Certainty level for MDA and flags: 95.00%
 High Voltage Setting: 1440

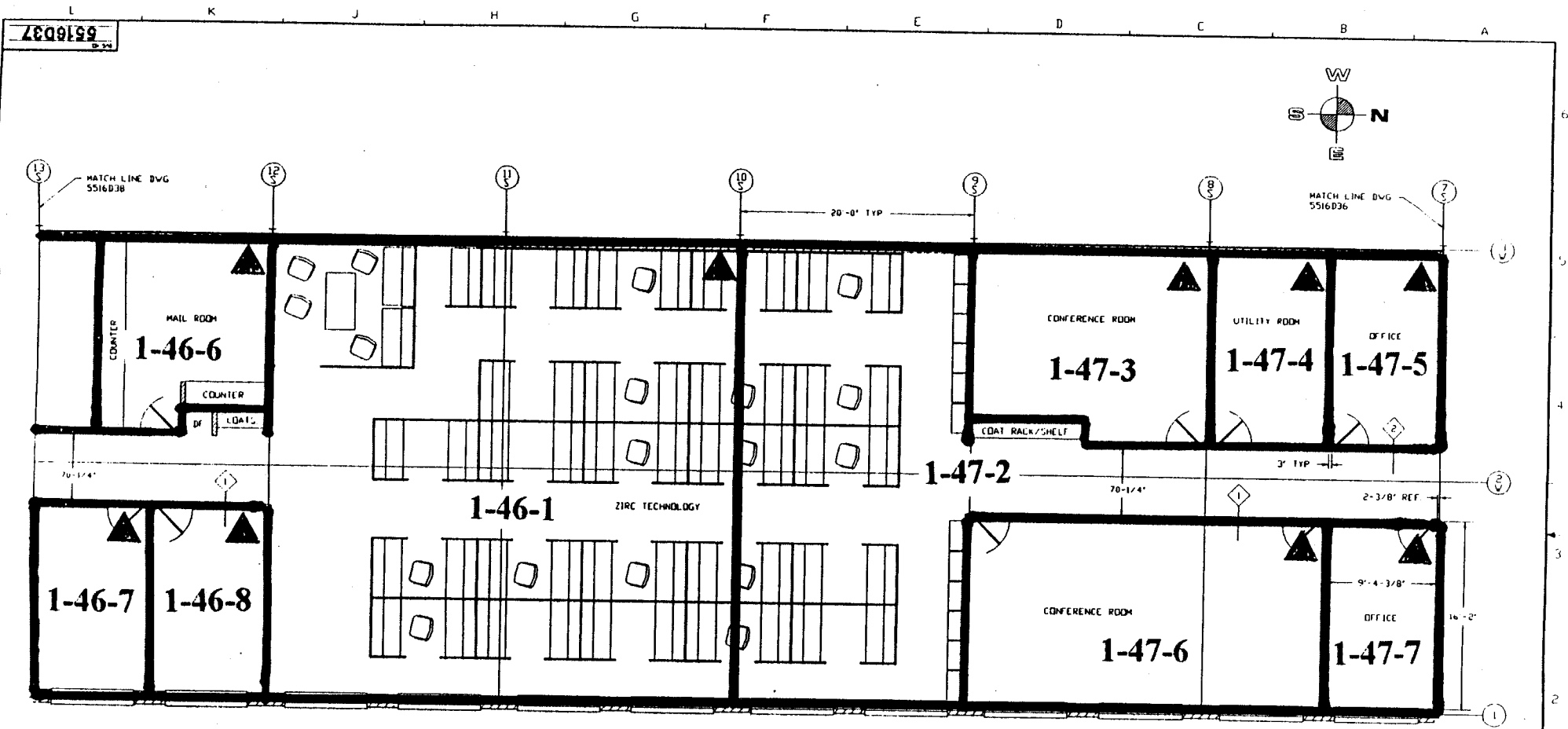
Application Revision: 3
 Application Version: Standard

Batch ID: blairsville 1-47-4

Carrier	Alpha Activity				Beta Activity				Count time (min)	Alpha CPM	Beta CPM	Completion Date - Time
	DPM	σ	flags	MDA	DPM	σ	flags	MDA				
66	0.484	1.48	<MDA	7.98	-3.13	1.36	<MDA	11.67	2.00	0.164	-1.18	8/15/95 8:10
67	0.484	1.48	<MDA	7.98	-1.80	1.90	<MDA	11.67	2.00	0.164	-0.68	8/15/95 8:12

Alpha efficiency log file: th230ab Alpha Efficiency: 33.96% Alpha to Beta Crosstalk: 24.36% Alpha Background (CPM): 0.335714286 Alpha Correction Factor: 1.000
Beta efficiency log file: tc99ab Beta Efficiency: 37.60% Beta into Alpha Crosstalk: 0.17% Beta Background (CPM): 1.678571429 Beta Correction Factor: 1.000

UNIT: 1-47-4
 S.N.: 01-328
 DATE: 3-23-95
 BY: LS/KV/T



NOTE: ▲ DESIGNATES NORTHERN MOST WEST CORNER (0, 0 Reference point)

WESTINGHOUSE PROPRIETARY DATA <small>THIS DRAWING IS THE PROPERTY OF WESTINGHOUSE ELECTRIC CORPORATION AND IS TO BE USED ONLY FOR THE PROJECT AND SITE SPECIFICALLY IDENTIFIED HEREON. IT IS NOT TO BE REPRODUCED, COPIED, OR TRANSMITTED IN ANY FORM OR BY ANY MEANS, ELECTRONIC OR MECHANICAL, INCLUDING PHOTOCOPYING, RECORDING, OR BY ANY INFORMATION STORAGE AND RETRIEVAL SYSTEM, WITHOUT THE WRITTEN PERMISSION OF WESTINGHOUSE ELECTRIC CORPORATION.</small>	DESIGNED BY: _____ CHECKED BY: _____ DATE: _____	WESTINGHOUSE ELECTRIC CORPORATION SPEEDWAY METALS PLANT, BLAINSVILLE, VA 24105
	OFFICE: _____ DRAWN BY: _____ DATE: _____	OFFICE: _____ DRAWN BY: _____ DATE: _____
PROJECT: _____ SHEET: _____ OF _____		DRAWING NO. 5516D37

Blairsville Point Survey Form #003

Survey Serial #:	01-329
Survey Section:	1
Survey Unit:	47
Survey Sub-unit:	5

Alpha Survey Instruments				
Inst. S/N	Inst. Code	Eff. %	Corr. Fac.	Bkg. CPM
1588	8	21.2	4.72	2


Beta Survey Instruments				
Inst. S/N	Inst. Code	Eff. %	Corr. Fac.	Bkg. CPM
1595	12	32.4	3.09	218

Gamma or Beta/Gamma Instruments			
Inst. S/N	Inst. Code	Bkg.	Detection Type

Classification:	4
Survey Type:	UPPER

Alpha Counting Instruments				
Inst. S/N	Inst. Code	Eff. %	Corr. Fac.	Bkg. CPM
13295	2	33.96	2.94	0.34

Beta Counting Instruments				
Inst. S/N	Inst. Code	Eff. %	Corr. Fac.	Bkg. CPM
13295	3	37.6	2.66	1.68

Surveyor:	N. TAYLOR/L. SMITH/C. VERGARI
Signature:	

Surface Description	Coordinates		Gamma at 1m uR/hr	Gamma Inst. Code	Beta/Gamma Contact mR/hr	Beta/Gamma Code	Contact Gross 1 min. Count Alpha	Alpha Inst. Code	Contact Gross 1 min. Count Beta	Beta Inst. Code	Scan Contact Gross CPM		Removable DPM/100 cm2 Alpha	Alpha Count Code	Removable DPM/100 cm2 Beta	Beta Count Code	Comments
	X	Y									Max Beta	Avg Beta					
	CEILING	0.5									-0.5	N/A					
WEST WALL	2	3.5	N/A	N/A	N/A	N/A	5	8	570	12	736	490	-0.99	2	-0.47	3	PAINTED BRICK
CEILING	2.5	-1.7	N/A	N/A	N/A	N/A	1	8	279	12	372	260	-0.99	2	-0.47	3	PAINTED STEEL

LB5100-W Low Background Counting System -- Smear Analysis

Date: 8/15/95
 Counting Unit id: 1
 Data file name: C:\LBXL\UNIT1\B01-329.XLD
 Batch Ended: 8/15/95 8:18
 Crosstalk Correction: Not Applied

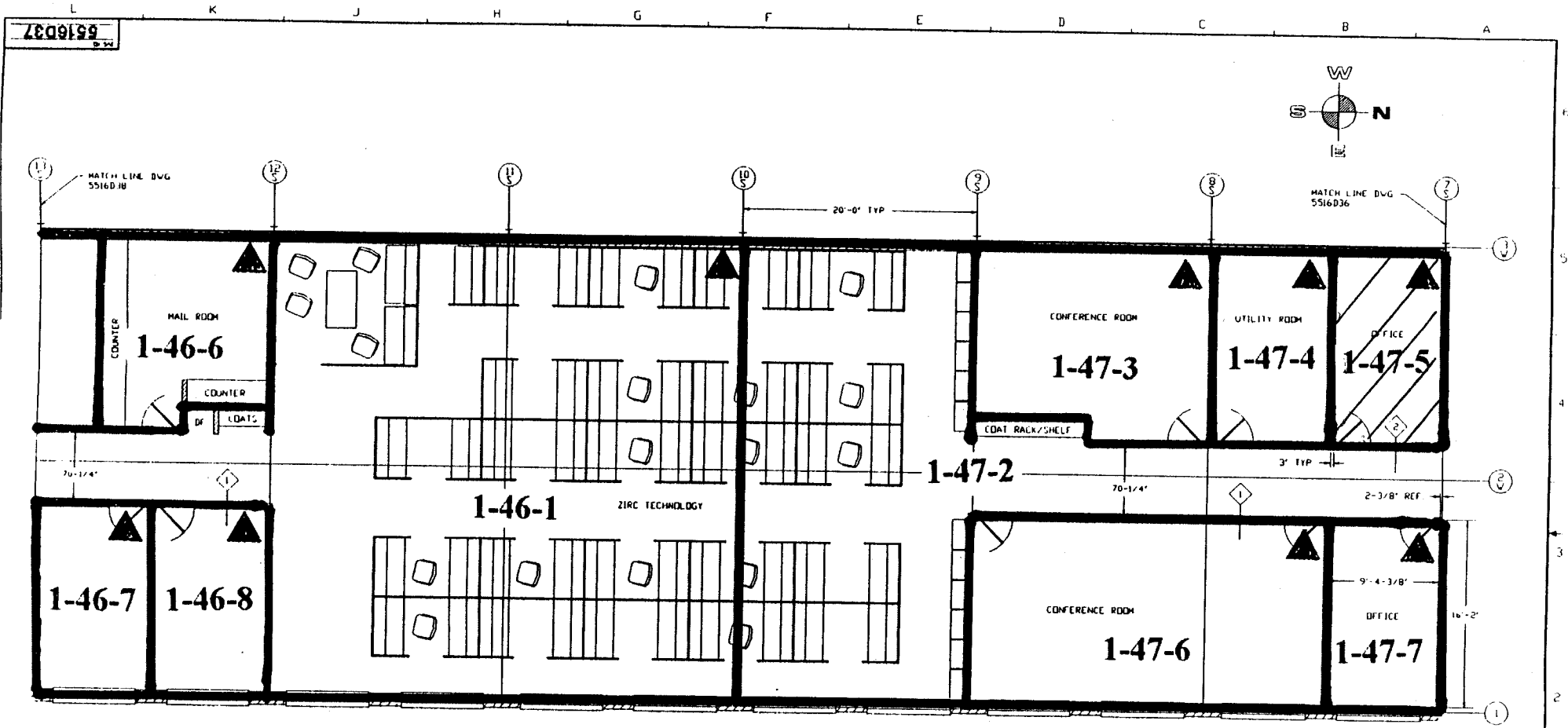
Alpha activity action level (DPM): 20.00
 Beta activity action level (DPM): 200.00
 Certainty level for MDA and flags: 95.00%
 High Voltage Setting: 1440
 Application Revision: 3
 Application Version: Standard

Alpha efficiency log file: th230ab			
Alpha Efficiency: 33.96%			
Alpha to Beta Crosstalk: 24.36%			
Alpha Background (CPM): 0.335714286			
Alpha Correction Factor: 1.000			
Beta efficiency log file: tc99ab			
Beta Efficiency: 37.60%			
Beta into Alpha Crosstalk: 0.17%			
Beta Background (CPM): 1.678571429			
Beta Correction Factor: 1.000			
Count	Alpha	Beta	Completion
time (min)	CPM	CPM	Date - Time
2.00	-0.336	0.32	8/15/95 8:14
2.00	-0.336	-0.18	8/15/95 8:16
2.00	-0.336	-0.18	8/15/95 8:18

Batch ID: blairsville 1-47-5

Carrier	Alpha Activity				Beta Activity			
	DPM	σ	flags	MDA	DPM	σ	flags	MDA
68	-0.989	1.48	<MDA	7.98	0.85	2.68	<MDA	11.67
69	-0.989	1.48	<MDA	7.98	-0.47	2.32	<MDA	11.67
70	-0.989	1.48	<MDA	7.98	-0.47	2.32	<MDA	11.67

UNIT 1-47-5
 SN: 01-329
 DATE: 3-23-95
 BY: LS/CV/DT



NOTE: ▲ DESIGNATES NORTHERN MOST WEST CORNER (0, 0 Reference point)

WEATHERING PROPRIETARY DATA <small>THIS DRAWING IS THE PROPERTY OF WESTINGHOUSE ELECTRIC CORPORATION AND IS NOT TO BE REPRODUCED OR TRANSMITTED IN ANY FORM OR BY ANY MEANS, ELECTRONIC OR MECHANICAL, INCLUDING PHOTOCOPYING, RECORDING, OR BY ANY INFORMATION STORAGE AND RETRIEVAL SYSTEM, WITHOUT THE WRITTEN PERMISSION OF WESTINGHOUSE ELECTRIC CORPORATION.</small>	DESIGNED BY: _____ CHECKED BY: _____ DATE: _____	WESTINGHOUSE ELECTRIC CORPORATION SPECIALTY METALS PLANT, BLAINSVILLE, OH, U.S.A.
	TITLE: OFFICE LAYOUT SECOND FLOOR MAIN BUILDING	SCALE: AS SHOWN SHEET 1 OF 1 SHEETS DWG. NO. 5516D37

Blairsville Point Survey Form #003

Survey Serial #:	01-330
------------------	--------

Survey Section:	1
-----------------	---

Survey Unit:	46
--------------	----

Survey Sub-unit:	1
------------------	---

Classification:	4
-----------------	---

Survey Type:	UPPER
--------------	-------

Survey Date:	3/23/95
--------------	---------

Count Date:	8/17/95
-------------	---------


Alpha Survey Instruments				
Inst. S/N	Inst. Code	Eff. %	Corr. Fac.	Bkg. CPM
1588	8	21.2	4.72	2

Beta Survey Instruments				
Inst. S/N	Inst. Code	Eff. %	Corr. Fac.	Bkg. CPM
1595	12	32.4	3.09	239

Gamma or Beta/Gamma Instruments			
Inst. S/N	Inst. Code	Bkg.	Detection Type

Alpha Counting Instruments				
Inst. S/N	Inst. Code	Eff. %	Corr. Fac.	Bkg. CPM
13295	2	33.96	2.94	0.34

Beta Counting Instruments				
Inst. S/N	Inst. Code	Eff. %	Corr. Fac.	Bkg. CPM
13295	3	37.6	2.66	1.68

Surveyor:	V.TAYLOR/L.SMITH/C.VERGARI
Signature:	

Surface Description	Coordinates		Gamma at 1m uR/hr	Gamma Inst. Code	Beta/Gamma Contact mR/hr	Beta/Gamma Code	Contact Gross 1 min. Count Alpha	Alpha Inst. Code	Contact Gross 1 min. Count Beta	Beta Inst. Code	Scan Contact Gross CPM		Removable DPM/100 cm2 Alpha	Alpha Count Code	Removable DPM/100 cm2 Beta	Beta Count Code	Comments
	X	Y									Max Beta	Avg Beta					
	CEILING	1.5									-4.5	N/A					
CEILING	3.5	-4.5	N/A	N/A	N/A	N/A	1	8	253	12	360	240	-0.99	2	2.18	3	PAINTED STEEL
CEILING	4	-7.5	N/A	N/A	N/A	N/A	3	8	268	12	299	240	-0.99	2	-1.80	3	PAINTED STEEL
CEILING	7.5	-4.5	N/A	N/A	N/A	N/A	2	8	285	12	338	240	-0.99	2	-1.80	3	PAINTED STEEL
CEILING	11	-2.5	N/A	N/A	N/A	N/A	6	8	281	12	372	250	1.96	2	0.85	3	PAINTED STEEL
CEILING	8	-6	N/A	N/A	N/A	N/A	5	8	234	12	348	220	-0.99	2	6.17	3	PAINTED STEEL
CEILING	11	-9	N/A	N/A	N/A	N/A	4	8	269	12	423	250	-0.99	2	-4.46	3	PAINTED STEEL
CEILING	11	-11	N/A	N/A	N/A	N/A	3	8	266	12	384	260	-0.99	2	-3.13	3	PAINTED STEEL
CEILING	9	-12	N/A	N/A	N/A	N/A	5	8	232	12	324	240	-0.99	2	-0.47	3	PAINTED STEEL
CEILING	8	-10	N/A	N/A	N/A	N/A	2	8	261	12	316	240	-0.99	2	-3.13	3	PAINTED STEEL
CEILING	1	-11.5	N/A	N/A	N/A	N/A	1	8	290	12	357	250	0.48	2	-1.80	3	PAINTED STEEL
CEILING	5	-11.5	N/A	N/A	N/A	N/A	1	8	235	12	369	240	-0.99	2	0.85	3	PAINTED STEEL
CEILING	6	-25	N/A	N/A	N/A	N/A	1	8	242	12	324	250	-0.99	2	-1.80	3	PAINTED STEEL
CEILING	6	-27	N/A	N/A	N/A	N/A	1	8	275	12	349	240	0.48	2	-1.80	3	PAINTED STEEL
CEILING	9	-29	N/A	N/A	N/A	N/A	2	8	236	12	350	260	-0.99	2	0.85	3	PAINTED STEEL
CEILING	11.5	-29	N/A	N/A	N/A	N/A	2	8	293	12	411	280	-0.99	2	3.51	3	PAINTED STEEL
CEILING	9	-34	N/A	N/A	N/A	N/A	3	8	257	12	291	230	-0.99	2	-0.47	3	PAINTED STEEL
CEILING	7.5	-35	N/A	N/A	N/A	N/A	4	8	248	12	348	240	0.48	2	2.18	3	PAINTED STEEL
CEILING	5.5	-29	N/A	N/A	N/A	N/A	3	8	302	12	358	270	0.48	2	-1.80	3	PAINTED STEEL
CEILING	1.5	-35	N/A	N/A	N/A	N/A	1	8	318	12	439	260	-0.99	2	2.18	3	PAINTED STEEL
CEILING	7.5	-21	N/A	N/A	N/A	N/A	3	8	246	12	314	230	-0.99	2	-1.80	3	PAINTED STEEL
CEILING	11.5	-20	N/A	N/A	N/A	N/A	2	8	289	12	354	250	-0.99	2	2.18	3	PAINTED STEEL

LB5100-W Low Background Counting System – Smear Analysis

Date: 8/17/95
 Counting Unit id: 1
 Data file name: C:\LBXL\UNIT1\B01-330.XLD
 Batch Ended: 8/17/95 7:55
 Crosstalk Correction: Not Applied

Alpha activity action level (DPM): 20.00
 Beta activity action level (DPM): 200.00
 Certainty level for MDA and flags: 95.00%
 High Voltage Setting: 1440

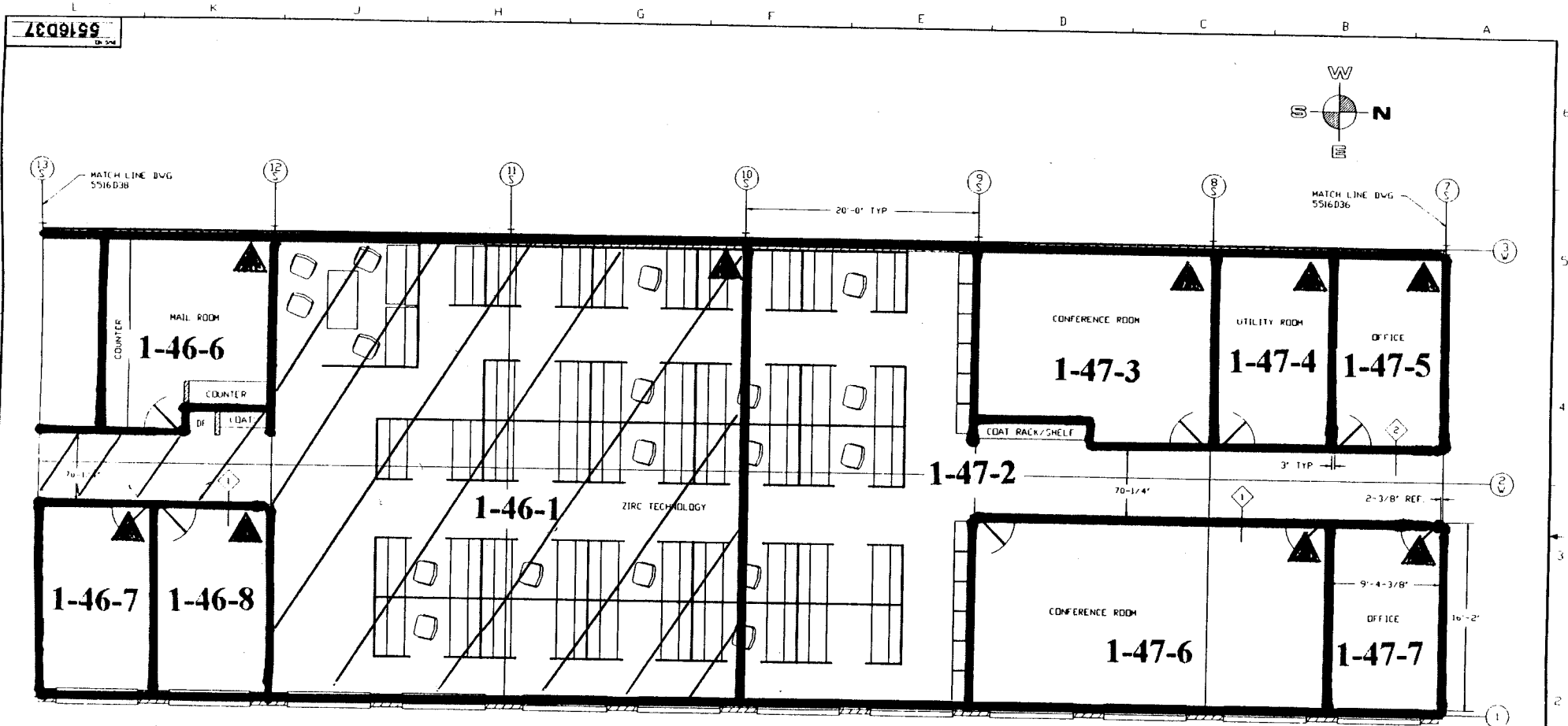
Application Revision: 3
 Application Version: Standard

Batch ID: BLAIRSVILLE 1-46-1

Alpha efficiency log file: th230ab Alpha Efficiency: 33.96% Alpha to Beta Crosstalk: 24.36% Alpha Background (CPM): 0.335714286 Alpha Correction Factor: 1.000
Beta efficiency log file: tc99ab Beta Efficiency: 37.60% Beta into Alpha Crosstalk: 0.17% Beta Background (CPM): 1.678571429 Beta Correction Factor: 1.000

Carrier	Alpha Activity				Beta Activity				Count time (min)	Alpha CPM	Beta CPM	Completion Date - Time
	DPM	σ	flags	MDA	DPM	σ	flags	MDA				
1	0.484	1.48	<MDA	7.98	-3.13	1.36	<MDA	11.67	2.00	0.164	-1.18	8/17/95 7:07
2	-0.989	1.48	<MDA	7.98	2.18	2.99	<MDA	11.67	2.00	-0.336	0.82	8/17/95 7:09
3	-0.989	1.48	<MDA	7.98	-1.80	1.90	<MDA	11.67	2.00	-0.336	-0.68	8/17/95 7:11
4	-0.989	1.48	<MDA	7.98	-1.80	1.90	<MDA	11.67	2.00	-0.336	-0.68	8/17/95 7:13
5	1.956	2.09	<MDA	7.98	0.85	2.68	<MDA	11.67	2.00	0.664	0.32	8/17/95 7:16
6	-0.989	1.48	<MDA	7.98	6.17	3.77	<AL	11.67	2.00	-0.336	2.32	8/17/95 7:18
7	-0.989	1.48	<MDA	7.98	-4.46	1.36	<MDA	11.67	2.00	-0.336	-1.68	8/17/95 7:20
8	-0.989	1.48	<MDA	7.98	-3.13	1.36	<MDA	11.67	2.00	-0.336	-1.18	8/17/95 7:22
9	-0.989	1.48	<MDA	7.98	-0.47	2.32	<MDA	11.67	2.00	-0.336	-0.18	8/17/95 7:24
10	-0.989	1.48	<MDA	7.98	-3.13	1.36	<MDA	11.67	2.00	-0.336	-1.18	8/17/95 7:26
11	0.484	1.48	<MDA	7.98	-1.80	1.90	<MDA	11.67	2.00	0.164	-0.68	8/17/95 7:29
12	-0.989	1.48	<MDA	7.98	0.85	2.68	<MDA	11.67	2.00	-0.336	0.32	8/17/95 7:31
13	-0.989	1.48	<MDA	7.98	-1.80	1.90	<MDA	11.67	2.00	-0.336	-0.68	8/17/95 7:33
14	0.484	1.48	<MDA	7.98	-1.80	1.90	<MDA	11.67	2.00	0.164	-0.68	8/17/95 7:35
15	-0.989	1.48	<MDA	7.98	0.85	2.68	<MDA	11.67	2.00	-0.336	0.32	8/17/95 7:38
16	-0.989	1.48	<MDA	7.98	3.51	3.27	<MDA	11.67	2.00	-0.336	1.32	8/17/95 7:40
17	-0.989	1.48	<MDA	7.98	-0.47	2.32	<MDA	11.67	2.00	-0.336	-0.18	8/17/95 7:42
18	0.484	1.48	<MDA	7.98	2.18	2.99	<MDA	11.67	2.00	0.164	0.82	8/17/95 7:44
19	0.484	1.48	<MDA	7.98	-1.80	1.90	<MDA	11.67	2.00	0.164	-0.68	8/17/95 7:46
20	-0.989	1.48	<MDA	7.98	2.18	2.99	<MDA	11.67	2.00	-0.336	0.82	8/17/95 7:49
21	-0.989	1.48	<MDA	7.98	-1.80	1.90	<MDA	11.67	2.00	-0.336	-0.68	8/17/95 7:51
22	-0.989	1.48	<MDA	7.98	2.18	2.99	<MDA	11.67	2.00	-0.336	0.82	8/17/95 7:53
23	0.484	1.48	<MDA	7.98	2.18	2.99	<MDA	11.67	2.00	0.164	0.82	8/17/95 7:55

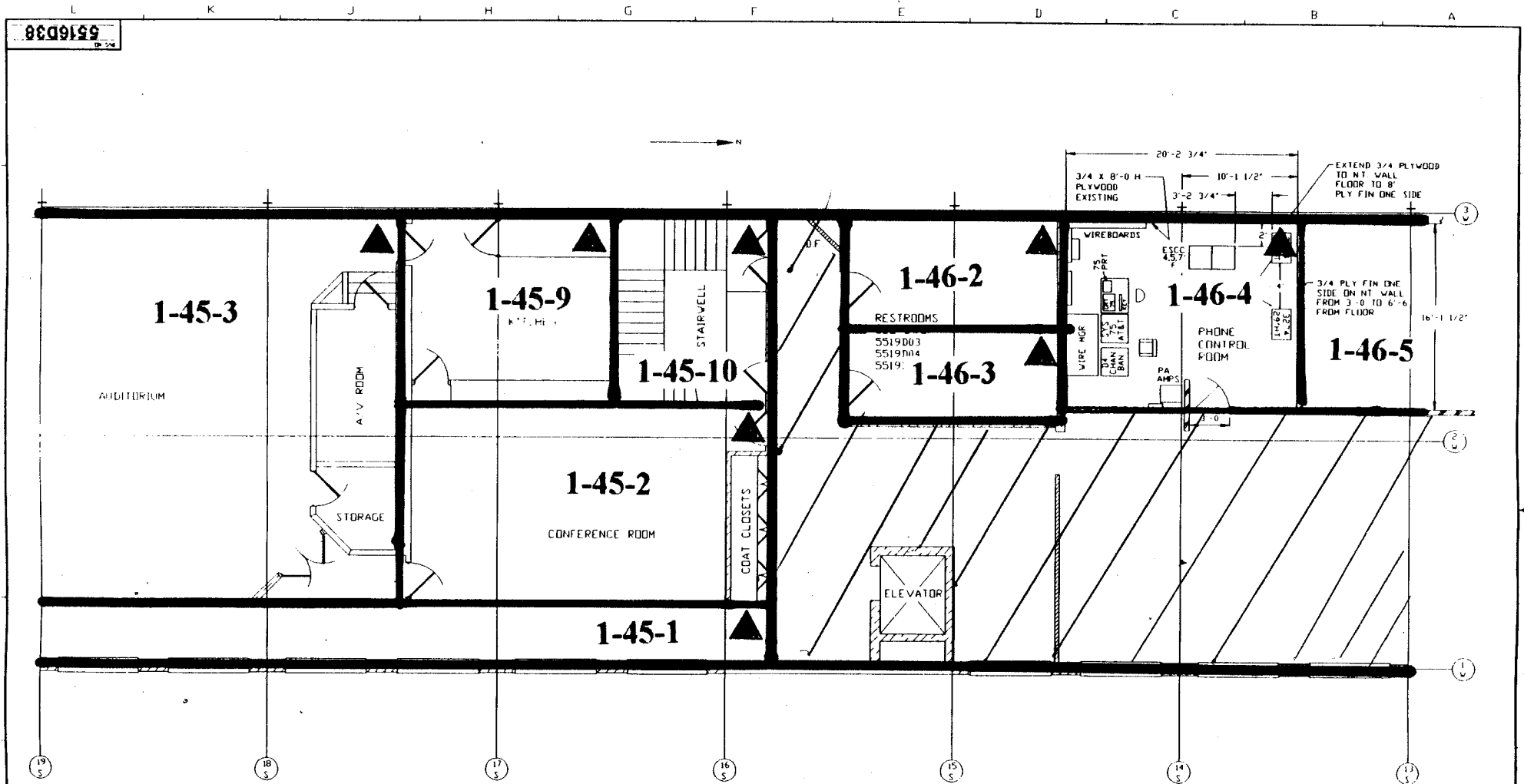
UNIT: 1-4-6-1
 SX: 01-330
 DATE: 3-23-95
 BY: CV/VT/BS



NOTE: ▲ DESIGNATES NORTHERN MOST WEST CORNER (0, 0 Reference point)

WESTINGHOUSE PROPRIETARY DATA <small>THIS DOCUMENT CONTAINS PROPRIETARY DATA OF THE WESTINGHOUSE ELECTRIC CORPORATION. IT IS THE PROPERTY OF THE WESTINGHOUSE ELECTRIC CORPORATION AND IS TO BE KEPT CONFIDENTIAL. IT IS TO BE USED ONLY FOR THE PURPOSES AUTHORIZED BY THE WESTINGHOUSE ELECTRIC CORPORATION. IT IS NOT TO BE REPRODUCED OR TRANSMITTED IN ANY FORM OR BY ANY MEANS, ELECTRONIC OR MECHANICAL, INCLUDING PHOTOCOPYING, RECORDING, OR BY ANY INFORMATION STORAGE AND RETRIEVAL SYSTEM, WITHOUT THE WRITTEN PERMISSION OF THE WESTINGHOUSE ELECTRIC CORPORATION.</small>	DESIGNED BY DRAWN BY CHECKED BY DATE	PROJECT NO. SHEET NO.	Westinghouse Electric Corporation SPECIALTY METALS PLANT - BLAIRSVILLE, PA. U.S.A.
	TITLE OFFICE LAYOUT SECOND FLOOR MAIN BUILDING		SCALE: AS SHOWN SHEET NO. 5516D37

UNIT: 1-46-1
 SN: 01-330
 DATE: 3-23-95
 BY: CV/DT/RS



NOTE: ▲ DESIGNATES NORTHERN MOST WEST CORNER (0, 0 Reference point)

WESTINGHOUSE PROPRIETARY DATA THIS DOCUMENT CONTAINS PROPRIETARY AND/OR TRADE SECRET INFORMATION OF THE WESTINGHOUSE ELECTRIC CORPORATION AND IS NOT TO BE DISCLOSED OR REPRODUCED IN ANY MANNER WITHOUT THE PRIOR WRITTEN PERMISSION OF THE WESTINGHOUSE NUCLEAR POWER OPERATIONS DIVISION.	DESIGNED BY: ANDREWS DATE: 06/2/89	Westinghouse Electric Corporation SPECIALTY METALS PLANT - BLAIRSVILLE, PA, USA
	TITLE: MAIN BLDG. EQUIPMENT LAYOUT SECOND FLOOR LOBBY	
SCALE: 1/4" = 1'-0" SHEET NO. 3 OF 3	DWG. NO. 5516D38	DATE: 01/95

Blairsville Point Survey Form #003

Survey Serial #:	01-331
Survey Section:	1
Survey Unit:	46
Survey Sub-unit:	6

Alpha Survey Instruments				
Inst. S/N	Inst. Code	Eff. %	Corr. Fac.	Bkg. CPM
1588	8	21.2	4.72	2


Beta Survey Instruments				
Inst. S/N	Inst. Code	Eff. %	Corr. Fac.	Bkg. CPM
1595	12	32.4	3.09	239

Gamma or Beta/Gamma Instruments			
Inst. S/N	Inst. Code	Bkg.	Detection Type

Classification:	4
Survey Type:	UPPER

Alpha Counting Instruments				
Inst. S/N	Inst. Code	Eff. %	Corr. Fac.	Bkg. CPM
13295	2	33.96	2.94	0.34

Beta Counting Instruments				
Inst. S/N	Inst. Code	Eff. %	Corr. Fac.	Bkg. CPM
13295	3	37.6	2.66	1.68

Surveyor:	V. TAYLOR/L. SMITH/C. VERGARI
Signature:	

Surface Description	Coordinates		Gamma at 1m uR/hr	Gamma Inst. Code	Beta/Gamma Contact mR/hr	Beta/Gamma Code	Contact Gross 1 min. Count Alpha	Alpha Inst. Code	Contact Gross 1 min. Count Beta	Beta Inst. Code	Scan Contact Gross CPM		Removable DPM/100 cm2 Alpha	Alpha Count Code	Removable DPM/100 cm2 Beta	Beta Count Code	Comments
	X	Y									Max Beta	Avg Beta					

CEILING	3.5	-1	N/A	N/A	N/A	N/A	6	8	246	12	298	240	-0.99	2	-4.46	3	PAINTEED STEEL
CEILING	0.5	-1.5	N/A	N/A	N/A	N/A	2	8	312	12	387	250	0.48	2	-1.80	3	PAINTEED STEEL
WEST WALL	2.5	3.5	N/A	N/A	N/A	N/A	6	8	572	12	383	560	-0.99	2	-3.13	3	UNPAINTED BRICK
CEILING	4.5	-3.5	N/A	N/A	N/A	N/A	2	8	263	12	361	270	-0.99	2	-4.46	3	PAINTEED STEEL

LB5100-W Low Background Counting System -- Smear Analysis

Date: 8/17/95
 Counting Unit id: 1
 Data file name: C:\LBXL\UNIT1\B01-331.XLD
 Batch Ended: 8/17/95 8:04
 Crosstalk Correction: Not Applied

Alpha activity action level (DPM): 20.00
 Beta activity action level (DPM): 200.00
 Certainty level for MDA and flags: 95.00%
 High Voltage Setting: 1440

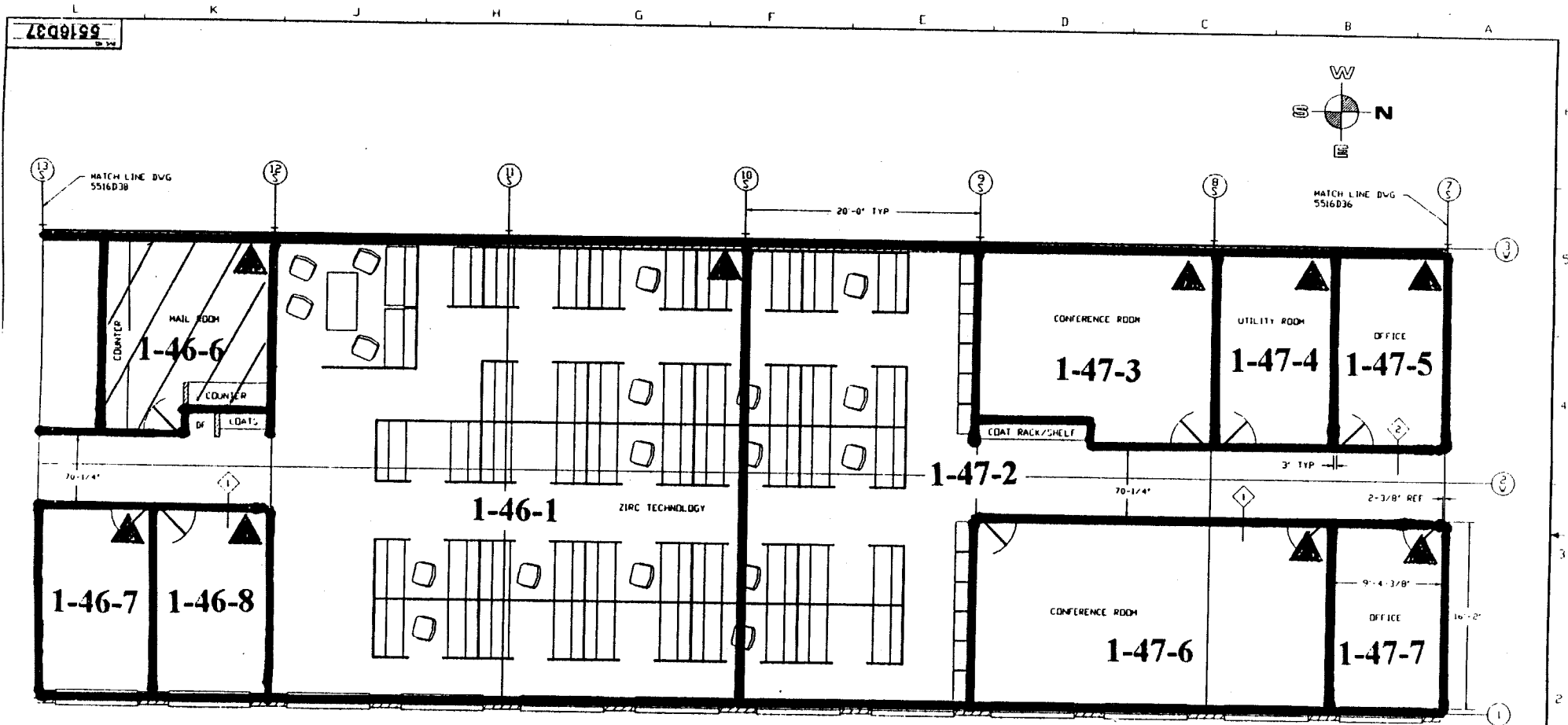
Application Revision: 3
 Application Version: Standard

Batch ID: BLAIRSVILLE 1-46-1

Alpha efficiency log file: th230ab			
Alpha Efficiency: 33.96%			
Alpha to Beta Crosstalk: 24.36%			
Alpha Background (CPM): 0.335714286			
Alpha Correction Factor: 1.000			
Beta efficiency log file: tc99ab			
Beta Efficiency: 37.60%			
Beta into Alpha Crosstalk: 0.17%			
Beta Background (CPM): 1.678571429			
Beta Correction Factor: 1.000			
Count time (min)	Alpha CPM	Beta CPM	Completion Date - Time
2.00	-0.336	-1.68	8/17/95 7:57
2.00	0.164	-0.68	8/17/95 8:00
2.00	-0.336	-1.18	8/17/95 8:02
2.00	-0.336	-1.68	8/17/95 8:04

Carrier	Alpha Activity				Beta Activity			
	DPM	σ	flags	MDA	DPM	σ	flags	MDA
24	-0.989	1.48	<MDA	7.98	-4.46	1.36	<MDA	11.67
25	0.484	1.48	<MDA	7.98	-1.80	1.90	<MDA	11.67
26	-0.989	1.48	<MDA	7.98	-3.13	1.36	<MDA	11.67
27	-0.989	1.48	<MDA	7.98	-4.46	1.36	<MDA	11.67

UNIT: 1-46-6
 SN: 01-331
 DATE: 3-23-95
 BY: LS/VT/cv



NOTE: ▲ DESIGNATES NORTHERN MOST WEST CORNER (0, 0 Reference point)

WESTINGHOUSE PROPRIETARY DATA <small>THIS DRAWING IS THE PROPERTY OF WESTINGHOUSE ELECTRIC CORPORATION AND IS TO BE USED ONLY FOR THE PROJECT AND SITE SPECIFICALLY IDENTIFIED HEREON. IT IS NOT TO BE REPRODUCED, COPIED, OR TRANSMITTED IN ANY FORM OR BY ANY MEANS, ELECTRONIC OR MECHANICAL, INCLUDING PHOTOCOPYING, RECORDING, OR BY ANY INFORMATION STORAGE AND RETRIEVAL SYSTEM, WITHOUT THE WRITTEN PERMISSION OF WESTINGHOUSE ELECTRIC CORPORATION.</small>	DESIGNED BY: [] CHECKED BY: [] DATE: []	WESTINGHOUSE ELECTRIC CORPORATION PITTSBURGH, PA. 15201
	OFFICE LAYOUT SECOND FLOOR MAIN BUILDING	
SHEET NO. 5516D37 OF 1 SHEETS		DATE: 3-23-95

Blairsville Point Survey Form #003

Survey Serial #:	01-332
------------------	--------

Survey Section:	1
-----------------	---

Survey Unit:	46
--------------	----

Survey Sub-unit:	7
------------------	---

Classification:	4
-----------------	---

Survey Type:	UPPER
--------------	-------

Survey Date:	3/23/95
--------------	---------

Count Date:	8/17/95
-------------	---------


Alpha Survey Instruments				
Inst. S/N	Inst. Code	Eff. %	Corr. Fac.	Bkg. CPM
1588	8	21.2	4.72	2

Beta Survey Instruments				
Inst. S/N	Inst. Code	Eff. %	Corr. Fac.	Bkg. CPM
1595	12	32.4	3.09	239

Gamma or Beta/Gamma Instruments			
Inst. S/N	Inst. Code	Bkg.	Detection Type

Alpha Counting Instruments				
Inst. S/N	Inst. Code	Eff. %	Corr. Fac.	Bkg. CPM
13295	2	33.96	2.94	0.34

Beta Counting Instruments				
Inst. S/N	Inst. Code	Eff. %	Corr. Fac.	Bkg. CPM
13295	3	37.6	2.66	1.68

Surveyor:	V. TAYLOR/L. SMITH/C. VERGARI
Signature:	

Surface Description	Coordinates		Gamma at 1m	Gamma Inst.	Beta/Gamma Contact	Beta/Gamma Code	Contact Gross 1 min. Count	Alpha Inst. Code	Contact Gross 1 min. Count	Beta Inst. Code	Scan Contact Gross CPM		Removable DPM/100 cm2	Alpha Count	Removable DPM/100 cm2	Beta Count	Comments
	X	Y	uR/hr	Code	mR/hr	Code	Alpha	Beta	Code	Max Beta	Avg Beta	Alpha	Code	Beta	Code		
CEILING	0.5	-2.5	N/A	N/A	N/A	N/A	3	8	262	12	379	270	-0.99	2	-0.47	3	PAINTED STEEL
CEILING	5	-1.5	N/A	N/A	N/A	N/A	7	8	300	12	356	250	1.96	2	-0.47	3	PAINTED STEEL

LB5100-W Low Background Counting System – Smear Analysis

Date: 8/17/95
 Counting Unit id: 1
 Data file name: C:\LBXL\UNIT1\B01-332.XLD
 Batch Ended: 8/17/95 8:09
 Crosstalk Correction: Not Applied

Alpha activity action level (DPM): 20.00
 Beta activity action level (DPM): 200.00
 Certainty level for MDA and flags: 95.00%
 High Voltage Setting: 1440

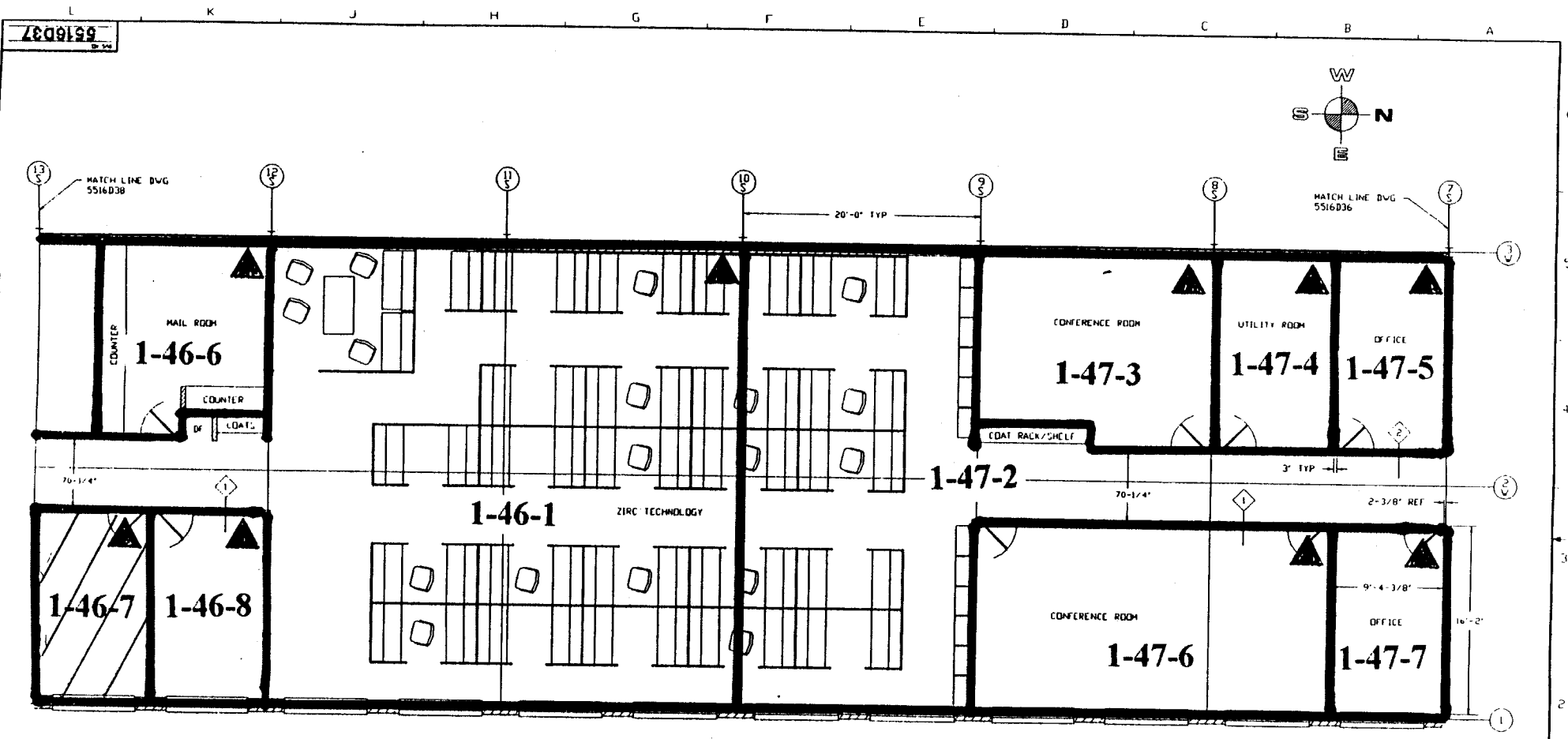
Application Revision: 3
 Application Version: Standard

Batch ID: BLAIRSVILLE 1-46-7

Carrier	Alpha Activity				Beta Activity			
	DPM	σ	flags	MDA	DPM	σ	flags	MDA
28	-0.989	1.48	<MDA	7.98	-0.47	2.32	<MDA	11.67
29	1.956	2.09	<MDA	7.98	-0.47	2.32	<MDA	11.67

Alpha efficiency log file: th230ab Alpha Efficiency: 33.96% Alpha to Beta Crosstalk: 24.36% Alpha Background (CPM): 0.335714286 Alpha Correction Factor: 1.000			
Beta efficiency log file: tc99ab Beta Efficiency: 37.60% Beta into Alpha Crosstalk: 0.17% Beta Background (CPM): 1.678571429 Beta Correction Factor: 1.000			
Count time (min)	Alpha CPM	Beta CPM	Completion Date - Time
2.00	-0.336	-0.18	8/17/95 8:06
2.00	0.664	-0.18	8/17/95 8:09

UNIT: 1-46-7
 SN: 01-332
 DATE: 3-23-95
 BY: CV/UT/LG



NOTE: ▲ DESIGNATES NORTHERN MOST WEST CORNER (0, 0 Reference point)

WESTINGHOUSE PROPRIETARY DATA <small>THIS DRAWING IS THE PROPERTY OF WESTINGHOUSE ELECTRIC CORPORATION AND IS NOT TO BE REPRODUCED OR TRANSMITTED IN ANY FORM OR BY ANY MEANS, ELECTRONIC OR MECHANICAL, INCLUDING PHOTOCOPYING, RECORDING, OR BY ANY INFORMATION STORAGE AND RETRIEVAL SYSTEM, WITHOUT THE WRITTEN PERMISSION OF WESTINGHOUSE ELECTRIC CORPORATION.</small>	SHEET NO. 5516D37 OF 1	DATE: 3-23-95 BY: CV/UT/LG	Westinghouse Electric Corporation SPECIALTY METALS PLANT, BEAVER CREEK, PA 15004
	TITLE: OFFICE LAYOUT - SECOND FLOOR - MAIN BUILDING		
	SCALE: AS SHOWN SHEET NO. 5516D37		

Blairsville Point Survey Form #003

Survey Serial #:	01-333
------------------	--------

Survey Section:	1
Survey Unit:	46
Survey Sub-unit:	8

Classification:	4
Survey Type:	UPPER

Survey Date:	3/23/95
Count Date:	8/17/95


Alpha Survey Instruments				
Inst. S/N	Inst. Code	Eff. %	Corr. Fac.	Bkg. CPM
1588	8	21.2	4.72	2

Alpha Counting Instruments				
Inst. S/N	Inst. Code	Eff. %	Corr. Fac.	Bkg. CPM
13295	2	33.96	2.94	0.34

Beta Survey Instruments				
Inst. S/N	Inst. Code	Eff. %	Corr. Fac.	Bkg. CPM
1595	12	32.4	3.09	239

Beta Counting Instruments				
Inst. S/N	Inst. Code	Eff. %	Corr. Fac.	Bkg. CPM
13295	3	37.6	2.66	1.68

Gamma or Beta/Gamma Instruments			
Inst. S/N	Inst. Code	Bkg.	Detection Type

Surveyor:	V. TAYLOR/L. SMITH/C. VERGARI
Signature:	

Surface Description	Coordinates		Gamma at 1m	Gamma Inst.	Beta/Gamma Contact	Beta/Gamma	Contact Gross 1 min. Count	Alpha Inst.	Contact Gross 1 min. Count	Beta Inst.	Scan Contact Gross CPM		Removable DPM/100 cm2	Alpha Count	Removable DPM/100 cm2	Beta Count	Comments
	X	Y	uR/hr	Code	mR/hr	Code	Alpha	Beta	Code	Max Beta	Avg Beta	Alpha	Code	Beta	Code		
CEILING	1	-0.5	N/A	N/A	N/A	N/A	3	8	270	12	315	230	-0.99	2	-3.13	3	PAINTED STEEL
CEILING	3.5	-0.5	N/A	N/A	N/A	N/A	7	8	233	12	374	250	0.48	2	2.18	3	PAINTED STEEL

LB5100-W Low Background Counting System -- Smear Analysis

Date: 8/17/95
 Counting Unit id: 1
 Data file name: C:\LBXL\UNIT1\B01-333.XLD
 Batch Ended: 8/17/95 8:13
 Crosstalk Correction: Not Applied

Alpha activity action level (DPM): 20.00
 Beta activity action level (DPM): 200.00
 Certainty level for MDA and flags: 95.00%
 High Voltage Setting: 1440

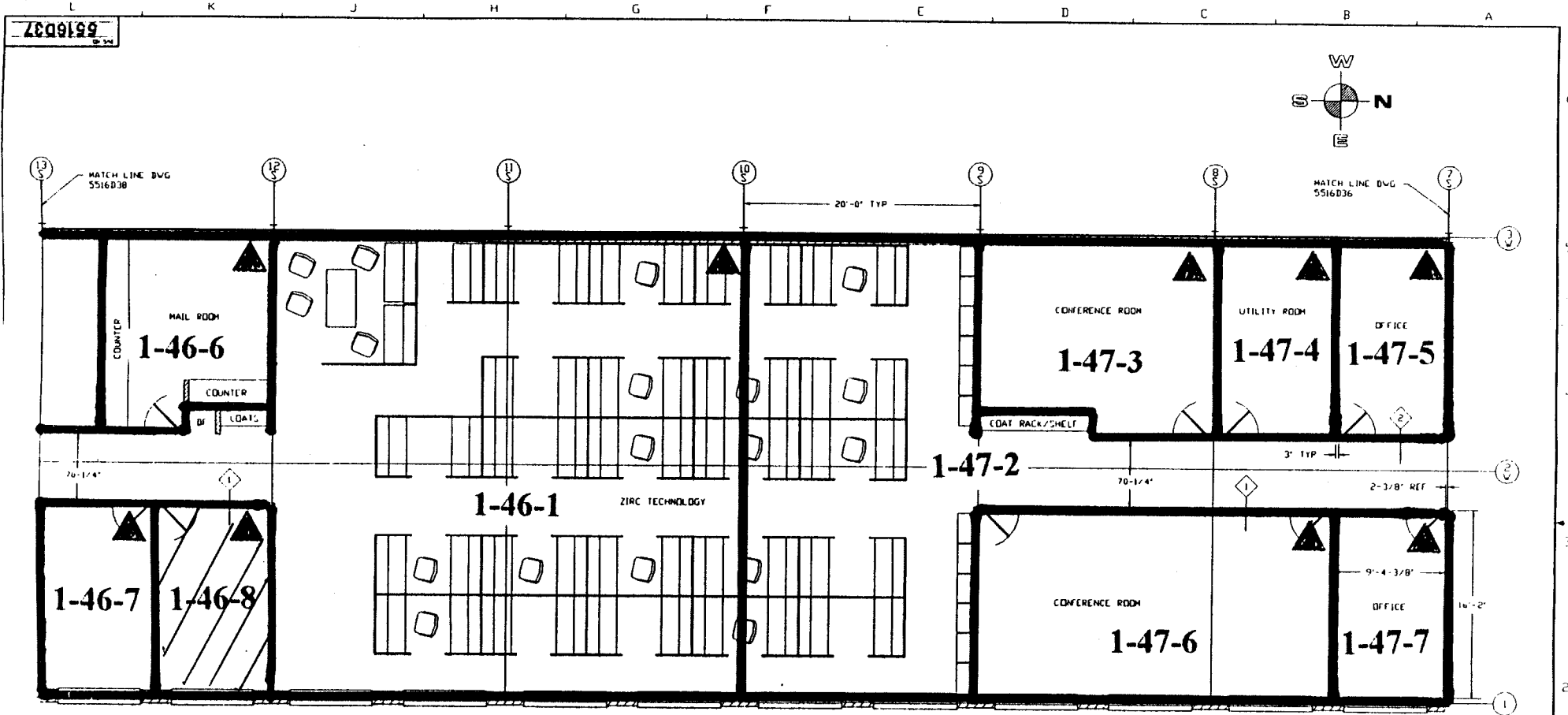
Application Revision: 3
 Application Version: Standard

Batch ID: BLAIRSVILLE 1-46-8

Carrier	Alpha Activity				Beta Activity				Count time (min)	Alpha CPM	Beta CPM	Completion Date - Time
	DPM	σ	flags	MDA	DPM	σ	flags	MDA				
30	-0.989	1.48	<MDA	7.98	-3.13	1.36	<MDA	11.67	2.00	-0.336	-1.18	8/17/95 8:11
31	0.484	1.48	<MDA	7.98	2.18	2.99	<MDA	11.67	2.00	0.164	0.82	8/17/95 8:13

Alpha efficiency log file: th230ab Alpha Efficiency: 33.96% Alpha to Beta Crosstalk: 24.36% Alpha Background (CPM): 0.335714286 Alpha Correction Factor: 1.000
Beta efficiency log file: tc99ab Beta Efficiency: 37.60% Beta into Alpha Crosstalk: 0.17% Beta Background (CPM): 1.678571429 Beta Correction Factor: 1.000

UNIT: 1-46.8
 SN: 01333
 DATE: 3-23-95
 BY: CV/VT/LS



NOTE: ▲ DESIGNATES NORTHERN MOST WEST CORNER (0, 0 Reference point)

WESTINGHOUSE PROPRIETARY DATA <small>THIS IS A PRELIMINARY DRAWING. IT IS SUBJECT TO CHANGE WITHOUT NOTICE. THE USER SHALL BE RESPONSIBLE FOR VERIFYING ALL DIMENSIONS AND CONDITIONS BEFORE CONSTRUCTION. THE USER SHALL BE RESPONSIBLE FOR OBTAINING ALL NECESSARY PERMITS AND APPROVALS. THE USER SHALL BE RESPONSIBLE FOR OBTAINING ALL NECESSARY MATERIALS AND SUPPLIES. THE USER SHALL BE RESPONSIBLE FOR OBTAINING ALL NECESSARY LABOR AND SERVICES. THE USER SHALL BE RESPONSIBLE FOR OBTAINING ALL NECESSARY UTILITIES AND CONNECTIONS. THE USER SHALL BE RESPONSIBLE FOR OBTAINING ALL NECESSARY INSURANCE AND BONDS. THE USER SHALL BE RESPONSIBLE FOR OBTAINING ALL NECESSARY RECORDS AND DOCUMENTATION. THE USER SHALL BE RESPONSIBLE FOR OBTAINING ALL NECESSARY TRAINING AND EDUCATION. THE USER SHALL BE RESPONSIBLE FOR OBTAINING ALL NECESSARY SAFETY AND HEALTH EQUIPMENT. THE USER SHALL BE RESPONSIBLE FOR OBTAINING ALL NECESSARY FIRST AID AND RESCUE EQUIPMENT. THE USER SHALL BE RESPONSIBLE FOR OBTAINING ALL NECESSARY FIRE FIGHTING EQUIPMENT. THE USER SHALL BE RESPONSIBLE FOR OBTAINING ALL NECESSARY EMERGENCY PROCEDURES. THE USER SHALL BE RESPONSIBLE FOR OBTAINING ALL NECESSARY COMMUNICATIONS. THE USER SHALL BE RESPONSIBLE FOR OBTAINING ALL NECESSARY TRANSPORTATION. THE USER SHALL BE RESPONSIBLE FOR OBTAINING ALL NECESSARY ACCOMMODATION. THE USER SHALL BE RESPONSIBLE FOR OBTAINING ALL NECESSARY FOOD AND BEVERAGE. THE USER SHALL BE RESPONSIBLE FOR OBTAINING ALL NECESSARY SANITATION. THE USER SHALL BE RESPONSIBLE FOR OBTAINING ALL NECESSARY SECURITY. THE USER SHALL BE RESPONSIBLE FOR OBTAINING ALL NECESSARY MAINTENANCE. THE USER SHALL BE RESPONSIBLE FOR OBTAINING ALL NECESSARY REPAIRS. THE USER SHALL BE RESPONSIBLE FOR OBTAINING ALL NECESSARY REPLACEMENTS. THE USER SHALL BE RESPONSIBLE FOR OBTAINING ALL NECESSARY UPGRADES. THE USER SHALL BE RESPONSIBLE FOR OBTAINING ALL NECESSARY MODIFICATIONS. THE USER SHALL BE RESPONSIBLE FOR OBTAINING ALL NECESSARY ALTERATIONS. THE USER SHALL BE RESPONSIBLE FOR OBTAINING ALL NECESSARY DEMOLITIONS. THE USER SHALL BE RESPONSIBLE FOR OBTAINING ALL NECESSARY CONSTRUCTION. THE USER SHALL BE RESPONSIBLE FOR OBTAINING ALL NECESSARY OPERATION. THE USER SHALL BE RESPONSIBLE FOR OBTAINING ALL NECESSARY MAINTENANCE. THE USER SHALL BE RESPONSIBLE FOR OBTAINING ALL NECESSARY REPAIRS. THE USER SHALL BE RESPONSIBLE FOR OBTAINING ALL NECESSARY REPLACEMENTS. THE USER SHALL BE RESPONSIBLE FOR OBTAINING ALL NECESSARY UPGRADES. THE USER SHALL BE RESPONSIBLE FOR OBTAINING ALL NECESSARY MODIFICATIONS. THE USER SHALL BE RESPONSIBLE FOR OBTAINING ALL NECESSARY ALTERATIONS. THE USER SHALL BE RESPONSIBLE FOR OBTAINING ALL NECESSARY DEMOLITIONS. THE USER SHALL BE RESPONSIBLE FOR OBTAINING ALL NECESSARY CONSTRUCTION. THE USER SHALL BE RESPONSIBLE FOR OBTAINING ALL NECESSARY OPERATION. THE USER SHALL BE RESPONSIBLE FOR OBTAINING ALL NECESSARY MAINTENANCE.</small>	WESTINGHOUSE 5516D37	Westinghouse Electric Corporation SPECIALTY METALS PLANT - BEAMS ZONE
	DETAIL LAYOUT SECOND FLOOR MAIN BUILDING	5516D37

Blairsville Point Survey Form #003

Survey Serial #:	01-334
------------------	--------

Survey Section:	1
-----------------	---

Survey Unit:	45
--------------	----

Survey Sub-unit:	3
------------------	---

Classification:	4
-----------------	---

Survey Type:	UPPER
--------------	-------

Survey Date:	3/27/95
--------------	---------

Count Date:	8/17/95
-------------	---------


Alpha Survey Instruments				
Inst. S/N	Inst. Code	Eff. %	Corr. Fac.	Bkg. CPM
1517	7	19.7	5.08	1

Beta Survey Instruments				
Inst. S/N	Inst. Code	Eff. %	Corr. Fac.	Bkg. CPM
1595	12	32.4	3.09	283

Gamma or Beta/Gamma Instruments			
Inst. S/N	Inst. Code	Bkg.	Detection Type

Alpha Counting Instruments				
Inst. S/N	Inst. Code	Eff. %	Corr. Fac.	Bkg. CPM
13295	2	33.96	2.94	0.34

Beta Counting Instruments				
Inst. S/N	Inst. Code	Eff. %	Corr. Fac.	Bkg. CPM
13295	3	37.6	2.66	1.68

Surveyor:	V. TAYLOR/L. SMITH/C. VERGARI
Signature:	

Surface Description	Coordinates		Gamma at 1m	Gamma Inst.	Beta/Gamma Contact	Beta/Gamma	Contact Gross 1 min. Count	Alpha Inst.	Contact Gross 1 min. Count	Beta Inst.	Scan Contact Gross CPM		Removable DPM/100 cm2	Alpha Count	Removable DPM/100 cm2	Beta Count	Comments
	X	Y	uR/hr	Code	mR/hr	Code	Alpha	Beta	Code	Code	Max Beta	Avg Beta	Alpha	Beta	Code		
CEILING	1	-5	N/A	N/A	N/A	N/A	4	7	286	12	420	260	-0.99	2	4.84	3	PAINTED STEEL
CEILING	1	-8.5	N/A	N/A	N/A	N/A	1	7	288	12	368	250	-0.99	2	-1.80	3	PAINTED STEEL
CEILING	1.5	-13	N/A	N/A	N/A	N/A	0	7	254	12	408	230	-0.99	2	-0.47	3	PAINTED STEEL
CEILING	1.5	-16	N/A	N/A	N/A	N/A	7	7	297	12	329	240	-0.99	2	-3.13	3	PAINTED STEEL
CEILING	4	-16	N/A	N/A	N/A	N/A	2	7	221	12	341	210	-0.99	2	0.85	3	PAINTED STEEL
CEILING	4	-14	N/A	N/A	N/A	N/A	4	7	260	12	406	240	-0.99	2	-0.47	3	PAINTED STEEL
CEILING	6	-14	N/A	N/A	N/A	N/A	2	7	272	12	369	240	0.48	2	-4.46	3	PAINTED STEEL
CEILING	6	-16	N/A	N/A	N/A	N/A	1	7	232	12	302	220	-0.99	2	-1.80	3	PAINTED STEEL
CEILING	5	-11	N/A	N/A	N/A	N/A	4	7	266	12	340	240	-0.99	2	-0.47	3	PAINTED STEEL
CEILING	5	-8.5	N/A	N/A	N/A	N/A	1	7	250	12	322	250	-0.99	2	0.85	3	PAINTED STEEL
CEILING	6	-5	N/A	N/A	N/A	N/A	2	7	266	12	339	240	0.48	2	0.85	3	PAINTED STEEL
CEILING	4	-3	N/A	N/A	N/A	N/A	3	7	298	12	400	230	-0.99	2	-1.80	3	PAINTED STEEL
CEILING	6	-3	N/A	N/A	N/A	N/A	0	7	283	12	294	250	-0.99	2	-1.80	3	PAINTED STEEL
CEILING	8.5	-6	N/A	N/A	N/A	N/A	2	7	235	12	355	260	-0.99	2	-1.80	3	PAINTED STEEL
CEILING	8.5	-9.5	N/A	N/A	N/A	N/A	4	7	242	12	354	220	-0.99	2	-3.13	3	PAINTED STEEL
CEILING	8.5	-12	N/A	N/A	N/A	N/A	1	7	252	12	349	230	-0.99	2	-0.47	3	PAINTED STEEL
CEILING	8.5	-13.5	N/A	N/A	N/A	N/A	4	7	255	12	324	260	-0.99	2	0.85	3	PAINTED STEEL
CEILING	8.5	-16	N/A	N/A	N/A	N/A	6	7	229	12	362	240	-0.99	2	-1.80	3	PAINTED STEEL

LB5100-W Low Background Counting System – Smear Analysis

Date: 8/17/95
 Counting Unit id: 1
 Data file name: C:\LBXL\UNIT1\B01-334.XLD
 Batch Ended: 8/17/95 8:53
 Crosstalk Correction: Not Applied

Alpha activity action level (DPM): 20.00
 Beta activity action level (DPM): 200.00
 Certainty level for MDA and flags: 95.00%
 High Voltage Setting: 1440

Application Revision: 3
 Application Version: Standard

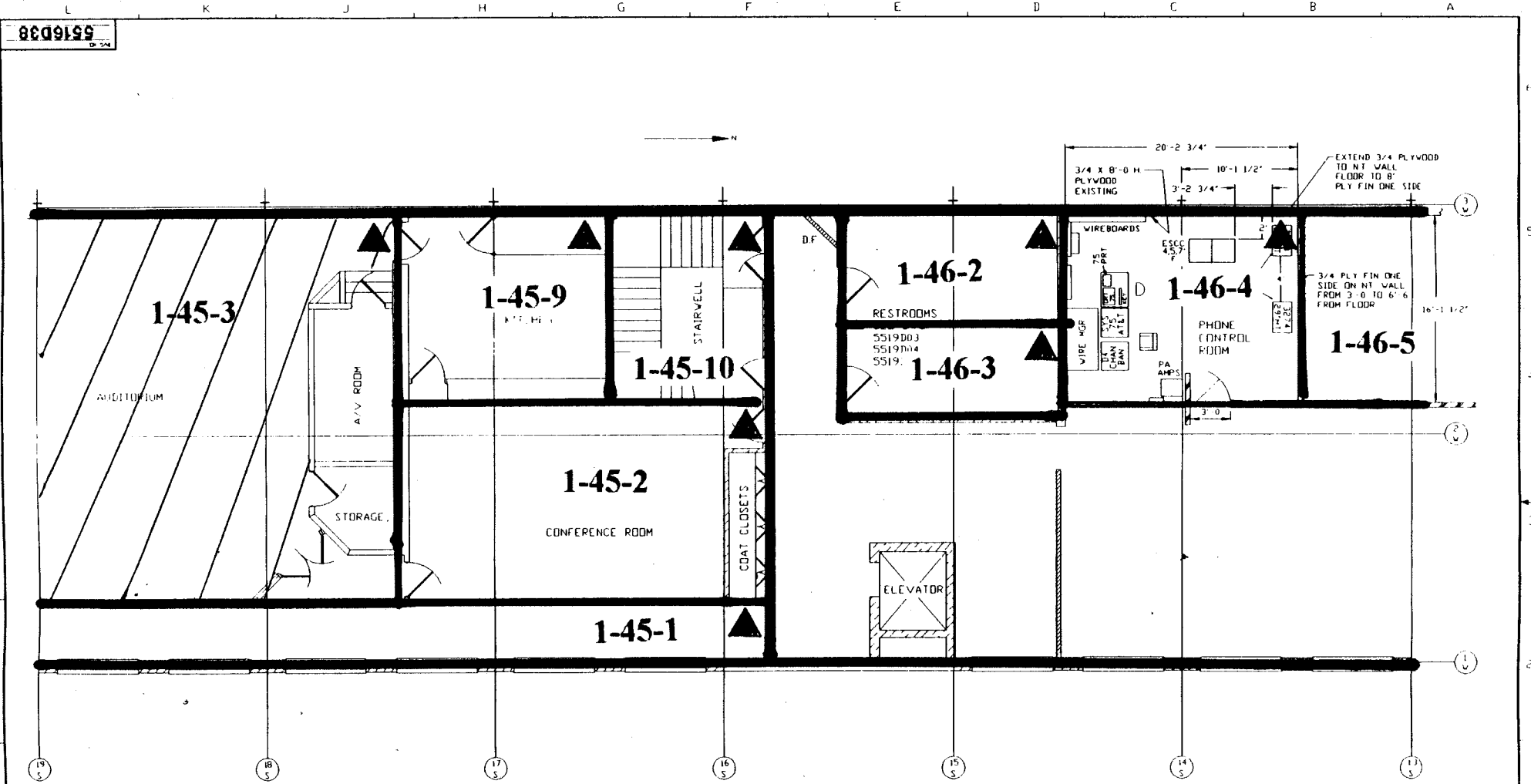
Batch ID: BLAIRSVILLE 1-45-3

Carrier	Alpha Activity				Beta Activity				Count time (min)	Alpha CPM	Beta CPM	Completion Date - Time
	DPM	σ	flags	MDA	DPM	σ	flags	MDA				
32	-0.989	1.48	<MDA	7.98	4.84	3.53	<AL	11.67	2.00	-0.336	1.82	8/17/95 8:15
33	-0.989	1.48	<MDA	7.98	-1.80	1.90	<MDA	11.67	2.00	-0.336	-0.68	8/17/95 8:17
34	-0.989	1.48	<MDA	7.98	-0.47	2.32	<MDA	11.67	2.00	-0.336	-0.18	8/17/95 8:20
35	-0.989	1.48	<MDA	7.98	-3.13	1.36	<MDA	11.67	2.00	-0.336	-1.18	8/17/95 8:22
36	-0.989	1.48	<MDA	7.98	0.85	2.68	<MDA	11.67	2.00	-0.336	0.32	8/17/95 8:24
37	-0.989	1.48	<MDA	7.98	-0.47	2.32	<MDA	11.67	2.00	-0.336	-0.18	8/17/95 8:26
38	0.484	1.48	<MDA	7.98	-4.46	1.36	<MDA	11.67	2.00	0.164	-1.68	8/17/95 8:28
39	-0.989	1.48	<MDA	7.98	-1.80	1.90	<MDA	11.67	2.00	-0.336	-0.68	8/17/95 8:31
40	-0.989	1.48	<MDA	7.98	-0.47	2.32	<MDA	11.67	2.00	-0.336	-0.18	8/17/95 8:33
41	-0.989	1.48	<MDA	7.98	0.85	2.68	<MDA	11.67	2.00	-0.336	0.32	8/17/95 8:35
42	0.484	1.48	<MDA	7.98	0.85	2.68	<MDA	11.67	2.00	0.164	0.32	8/17/95 8:37
43	-0.989	1.48	<MDA	7.98	-1.80	1.90	<MDA	11.67	2.00	-0.336	-0.68	8/17/95 8:39
44	-0.989	1.48	<MDA	7.98	-1.80	1.90	<MDA	11.67	2.00	-0.336	-0.68	8/17/95 8:42
45	-0.989	1.48	<MDA	7.98	-1.80	1.90	<MDA	11.67	2.00	-0.336	-0.68	8/17/95 8:44
46	-0.989	1.48	<MDA	7.98	-3.13	1.36	<MDA	11.67	2.00	-0.336	-1.18	8/17/95 8:46
47	-0.989	1.48	<MDA	7.98	-0.47	2.32	<MDA	11.67	2.00	-0.336	-0.18	8/17/95 8:48
48	-0.989	1.48	<MDA	7.98	0.85	2.68	<MDA	11.67	2.00	-0.336	0.32	8/17/95 8:50
49	-0.989	1.48	<MDA	7.98	-1.80	1.90	<MDA	11.67	2.00	-0.336	-0.68	8/17/95 8:53

Alpha efficiency log file: th230ab
 Alpha Efficiency: 33.96%
 Alpha to Beta Crosstalk: 24.36%
 Alpha Background (CPM): 0.335714286
 Alpha Correction Factor: 1.000

Beta efficiency log file: tc99ab
 Beta Efficiency: 37.60%
 Beta into Alpha Crosstalk: 0.17%
 Beta Background (CPM): 1.678571429
 Beta Correction Factor: 1.000

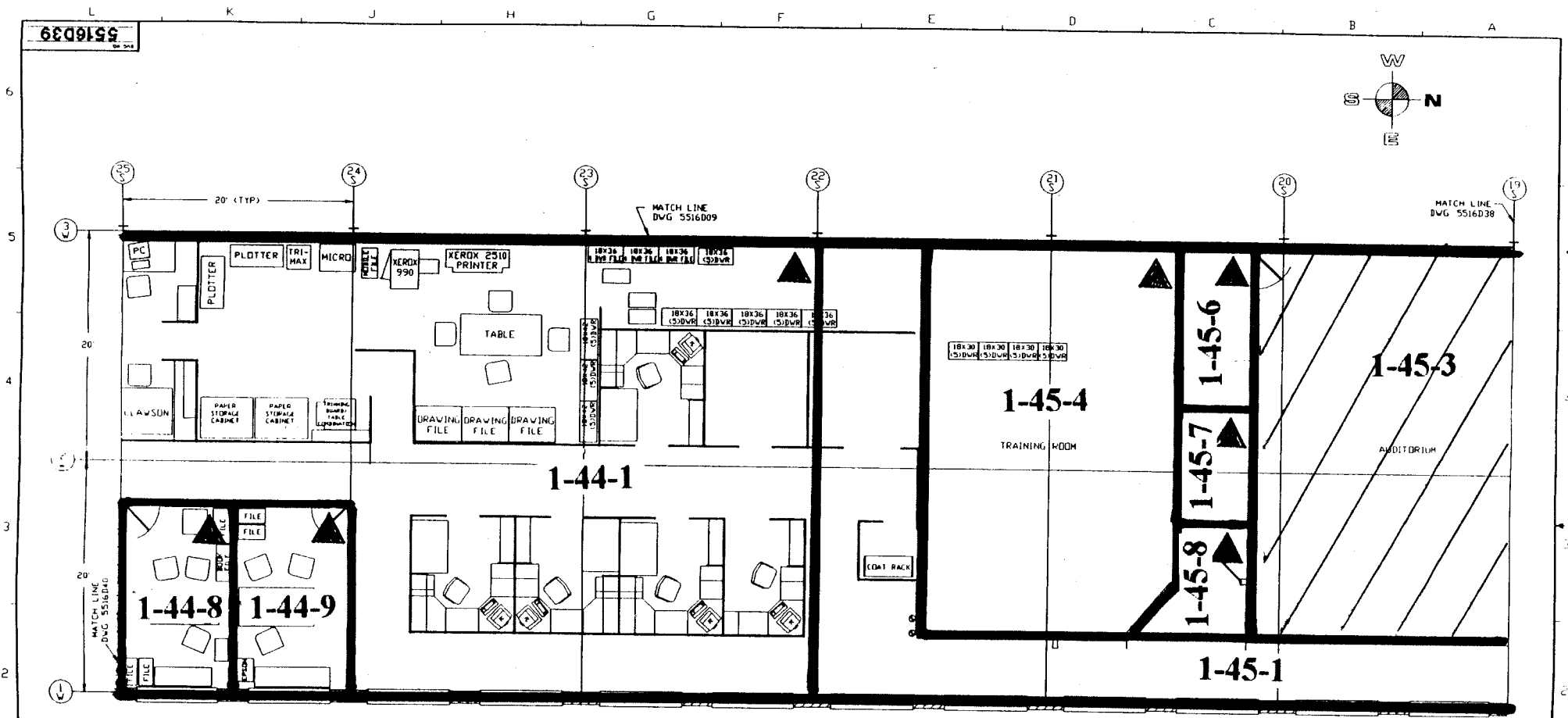
UNIT: 1-45-2
 SN: 01-334
 DATE: 3-27-95
 BY: CV/LST/T



NOTE: ▲ DESIGNATES NORTHERN MOST WEST CORNER (0, 0 Reference point)

<p>5516D38</p>	<p>WESTINGHOUSE PROPRIETARY DATA</p> <p>THIS DOCUMENT CONTAINS PROPRIETARY INFORMATION OF THE WESTINGHOUSE ELECTRIC CORPORATION. ALL RIGHTS ARE RESERVED. IT IS TO BE USED ONLY FOR THE PROJECT AND NOT TO BE REPRODUCED OR TRANSMITTED IN ANY FORM OR BY ANY MEANS, ELECTRONIC OR MECHANICAL, INCLUDING PHOTOCOPYING, RECORDING, OR BY ANY INFORMATION STORAGE AND RETRIEVAL SYSTEM, WITHOUT THE PRIOR WRITTEN PERMISSION OF THE WESTINGHOUSE ELECTRIC CORPORATION.</p>	<p>DESIGNED BY: ANDERSON</p> <p>DATE: 06-21-81</p> <p>SCALE: 1/4" = 1'-0"</p> <p>SHEET: 1 OF 1</p>	<p>Westinghouse Electric Corporation SPECIALTY METALS PLANT, BLAIRSVILLE, PA, USA</p> <p>TITLE: MAIN BLDG. EQUIPMENT LAYOUT SECOND FLOOR LOBBY</p> <p>SCALE: 1/4" = 1'-0"</p> <p>SHEET: 1 OF 1</p> <p>5516D38</p>
----------------	--	--	---

UNIT: 1-45-3
 SN: 01-334
 DATE: 3-27-95
 BY: CV/LS/VT



NOTE: ▲ DESIGNATES NORTHERN MOST WEST CORNER (0, 0 Reference point)

<p>RELEASES & MODIFICATIONS RELEASES AND MODIFICATIONS SHALL BE MADE BY THE ORIGINAL DESIGNER OR HIS AUTHORIZED REPRESENTATIVE. ANY CHANGES TO THIS DRAWING SHALL BE MADE BY THE ORIGINAL DESIGNER OR HIS AUTHORIZED REPRESENTATIVE. ANY CHANGES TO THIS DRAWING SHALL BE MADE BY THE ORIGINAL DESIGNER OR HIS AUTHORIZED REPRESENTATIVE.</p>	<p>WESTINGHOUSE PROPRIETARY DATA</p> <p>THIS DOCUMENT CONTAINS PROPRIETARY DATA OF THE WESTINGHOUSE ELECTRIC CORPORATION. IT IS TO BE KEPT UNDER LOCK AND KEY AND NOT TO BE REPRODUCED OR TRANSMITTED IN ANY FORM OR BY ANY MEANS, ELECTRONIC OR MECHANICAL, INCLUDING PHOTOCOPYING, RECORDING, OR BY ANY INFORMATION STORAGE AND RETRIEVAL SYSTEM, WITHOUT THE PRIOR WRITTEN PERMISSION OF THE WESTINGHOUSE ELECTRIC CORPORATION.</p>	<table border="1"> <tr> <th>REV</th> <th>DATE</th> <th>DESCRIPTION</th> </tr> <tr> <td> </td> <td> </td> <td> </td> </tr> <tr> <td> </td> <td> </td> <td> </td> </tr> <tr> <td> </td> <td> </td> <td> </td> </tr> </table>	REV	DATE	DESCRIPTION										<p>Westinghouse Electric Corporation SPECIALTY METAL PLANT BLAIRSVILLE, PA, USA</p> <p>TITLE: MAIN BLDG. LAYOUT 2ND FLOOR SOUTH</p> <p>SCALE: 25'-12" SHEET 1 OF 1 SHEETS DWG. NO. 5516D39</p>
REV	DATE	DESCRIPTION													

Blairsville Point Survey Form #003

Survey Serial #:	01-335
------------------	--------

Survey Section:	1
-----------------	---

Survey Unit:	45
--------------	----

Survey Sub-unit:	4
------------------	---

Classification:	4
-----------------	---

Survey Type:	UPPER
--------------	-------

Survey Date:	3/27/95
--------------	---------

Count Date:	8/17/95
-------------	---------


Alpha Survey Instruments				
Inst. S/N	Inst. Code	Eff. %	Corr. Fac.	Bkg. CPM
1510	6	20.8	4.81	1
1517	7	19.7	5.08	1

Beta Survey Instruments				
Inst. S/N	Inst. Code	Eff. %	Corr. Fac.	Bkg. CPM
1593	11	36.3	2.75	232
1595	12	32.4	3.09	283

Gamma or Beta/Gamma Instruments			
Inst. S/N	Inst. Code	Bkg.	Detection Type

Alpha Counting Instruments				
Inst. S/N	Inst. Code	Eff. %	Corr. Fac.	Bkg. CPM
13295	2	33.96	2.94	0.34

Beta Counting Instruments				
Inst. S/N	Inst. Code	Eff. %	Corr. Fac.	Bkg. CPM
13295	3	37.6	2.66	1.68

Surveyor:	V. TAYLOR/L. SMITH/C. VERGARI
Signature:	

Surface Description	Coordinates		Gamma at 1m	Gamma Inst.	Beta/Gamma Contact	Beta/Gamma	Contact Gross 1 min. Count	Alpha Inst.	Contact Gross 1 min. Count	Beta Inst.	Scan Contact Gross CPM		Removable DPM/100 cm2	Alpha Count	Removable DPM/100 cm2	Beta Count	Comments
	X	Y	uR/hr	Code	mR/hr	Code	Alpha	Beta	Code	Max Beta	Avg Beta	Alpha	Beta	Code	Code		
	CEILING	2.5	-1	N/A	N/A	N/A	N/A	0	6	184	11	298	210	-0.99	2	3.51	
CEILING	1.5	-3	N/A	N/A	N/A	N/A	2	6	202	11	266	170	-0.99	2	-3.13	3	PAINTED STEEL
CEILING	2	-5.5	N/A	N/A	N/A	N/A	3	6	222	11	361	210	0.48	2	-0.47	3	PAINTED STEEL
CEILING	2.5	-3	N/A	N/A	N/A	N/A	1	6	187	11	288	200	0.48	2	2.18	3	PAINTED STEEL
CEILING	4.5	-1	N/A	N/A	N/A	N/A	1	6	176	11	287	190	-0.99	2	-0.47	3	PAINTED STEEL
CEILING	7	-1	N/A	N/A	N/A	N/A	0	7	252	12	354	240	-0.99	2	-1.80	3	PAINTED STEEL
CEILING	8.5	-1.5	N/A	N/A	N/A	N/A	0	7	277	12	337	240	-0.99	2	-0.47	3	PAINTED STEEL
CEILING	9.5	-4.5	N/A	N/A	N/A	N/A	1	7	333	12	324	210	-0.99	2	0.85	3	PAINTED STEEL
CEILING	8.3	-5.5	N/A	N/A	N/A	N/A	0	7	299	12	404	240	-0.99	2	0.85	3	PAINTED STEEL
CEILING	6.3	-5.5	N/A	N/A	N/A	N/A	2	7	252	12	303	230	-0.99	2	-1.80	3	PAINTED STEEL
CEILING	3.8	-5.5	N/A	N/A	N/A	N/A	0	7	248	12	289	240	-0.99	2	-0.47	3	PAINTED STEEL

LB5100-W Low Background Counting System – Smear Analysis

Date: 8/17/95
 Counting Unit id: 1
 Data file name: C:\LBXL\UNIT1\B01-335.XLD
 Batch Ended: 8/17/95 9:17
 Crosstalk Correction: Not Applied

Alpha activity action level (DPM): 20.00
 Beta activity action level (DPM): 200.00
 Certainty level for MDA and flags: 95.00%
 High Voltage Setting: 1440

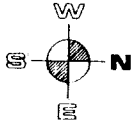
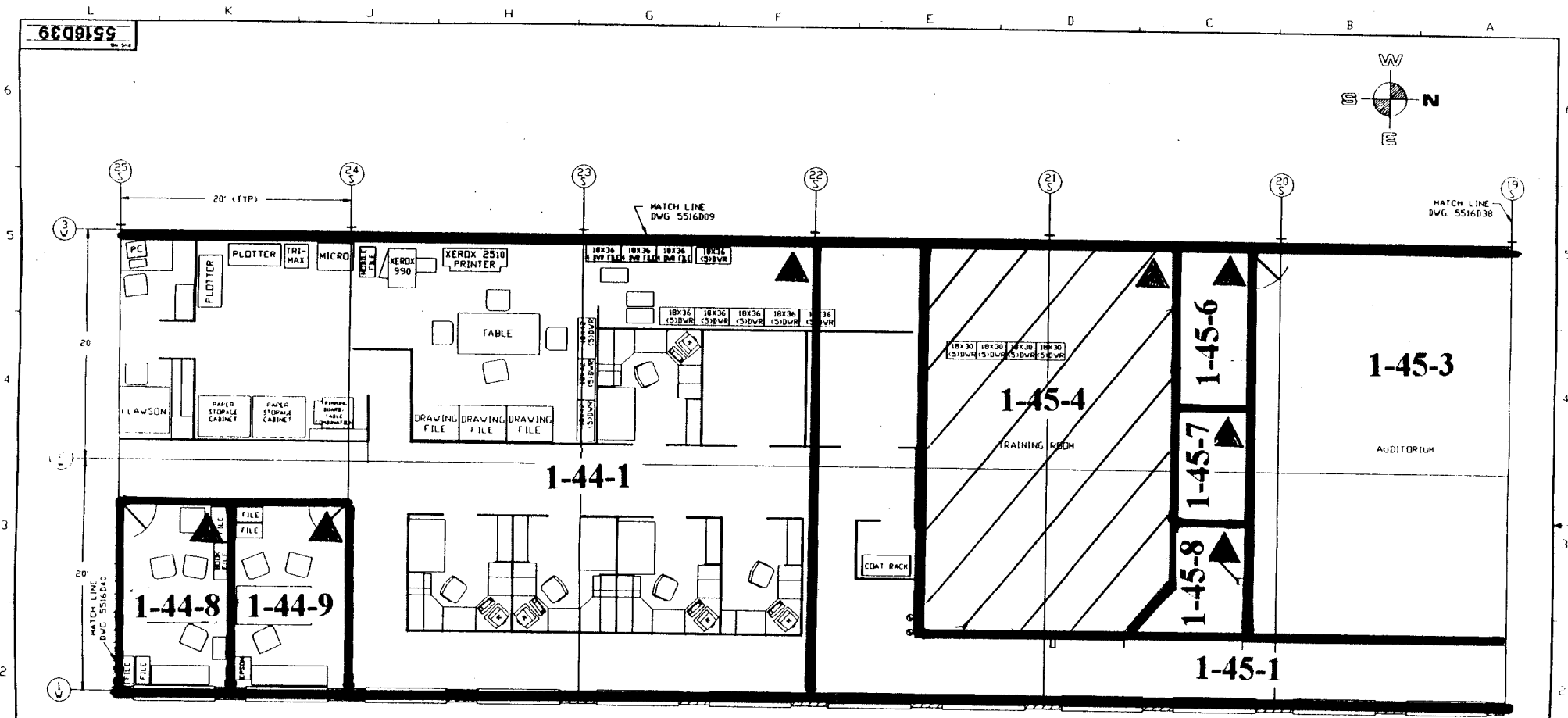
Application Revision: 3
 Application Version: Standard

Alpha efficiency log file: th230ab Alpha Efficiency: 33.96% Alpha to Beta Crosstalk: 24.36% Alpha Background (CPM): 0.335714286 Alpha Correction Factor: 1.000
Beta efficiency log file: tc99ab Beta Efficiency: 37.60% Beta into Alpha Crosstalk: 0.17% Beta Background (CPM): 1.678571429 Beta Correction Factor: 1.000

Batch ID: BLAIRSVILLE 1-45-4

Carrier	Alpha Activity				Beta Activity				Count time (min)	Alpha CPM	Beta CPM	Completion Date - Time
	DPM	σ	flags	MDA	DPM	σ	flags	MDA				
50	-0.989	1.48	<MDA	7.98	3.51	3.27	<MDA	11.67	2.00	-0.336	1.32	8/17/95 8:55
51	-0.989	1.48	<MDA	7.98	-3.13	1.36	<MDA	11.67	2.00	-0.336	-1.18	8/17/95 8:57
52	0.484	1.48	<MDA	7.98	-0.47	2.32	<MDA	11.67	2.00	0.164	-0.18	8/17/95 8:59
53	0.484	1.48	<MDA	7.98	2.18	2.99	<MDA	11.67	2.00	0.164	0.82	8/17/95 9:01
55	-0.989	1.48	<MDA	7.98	-0.47	2.32	<MDA	11.67	2.00	-0.336	-0.18	8/17/95 9:04
54	-0.989	1.48	<MDA	7.98	-1.80	1.90	<MDA	11.67	2.00	-0.336	-0.68	8/17/95 9:06
56	-0.989	1.48	<MDA	7.98	-0.47	2.32	<MDA	11.67	2.00	-0.336	-0.18	8/17/95 9:08
57	-0.989	1.48	<MDA	7.98	0.85	2.68	<MDA	11.67	2.00	-0.336	0.32	8/17/95 9:10
58	-0.989	1.48	<MDA	7.98	0.85	2.68	<MDA	11.67	2.00	-0.336	0.32	8/17/95 9:12
59	-0.989	1.48	<MDA	7.98	-1.80	1.90	<MDA	11.67	2.00	-0.336	-0.68	8/17/95 9:15
60	-0.989	1.48	<MDA	7.98	-0.47	2.32	<MDA	11.67	2.00	-0.336	-0.18	8/17/95 9:17

UNIT: 1-45-4
 SN: 01335
 DATE: 3-27-95
 BY: LS/CV/VI



NOTE: ▲ DESIGNATES NORTHERN MOST WEST CORNER (0, 0 Reference point)

TELETYPE & MACHINE NOTES ALL OTHERS SPECIFIC	WESTINGHOUSE PROPRIETARY DATA THIS DOCUMENT CONTAINS PROPRIETARY (TOP SECRET) INFORMATION OF THE WESTINGHOUSE ELECTRIC CORPORATION. IT IS TRANSMITTED TO YOU IN CONFIDENCE AND TRUST AND IS TO BE RETURNED UPON REQUEST. ITS CONTENT MAY NOT BE DISCLOSED IN WHOLE OR IN PART TO OTHERS OR USED FOR OTHER THAN THE PURPOSE FOR WHICH TRANSMITTED WITHOUT THE PRIOR WRITTEN PERMISSION OF THE WESTINGHOUSE MAKE-UP FUEL OPERATIONS DIVISIONS.	1-45-1 1-45-2 1-45-3 1-45-4 1-45-5 1-45-6 1-45-7 1-45-8	WESTINGHOUSE ELECTRIC CORPORATION SPECIALTY METALS PLANT - BLAIRSVILLE, PA, USA	TITLE: MAIN BLDG. LAYOUT 2ND FLR. SOUTH DATE: XXXX 5516D39
---	---	--	--	---

Blairsville Point Survey Form #003

Survey Serial #:	01-336
------------------	--------

Survey Section:	1
-----------------	---

Survey Unit:	44
--------------	----

Survey Sub-unit:	3
------------------	---

Classification:	4
-----------------	---

Survey Type:	UPPER
--------------	-------

Survey Date:	3/27/95
--------------	---------

Count Date:	8/17/95
-------------	---------


Alpha Survey Instruments				
Inst. S/N	Inst. Code	Eff. %	Corr. Fac.	Bkg. CPM
1517	7	19.7	5.08	2

Beta Survey Instruments				
Inst. S/N	Inst. Code	Eff. %	Corr. Fac.	Bkg. CPM
1595	12	32.4	3.09	267

Gamma or Beta/Gamma Instruments			
Inst. S/N	Inst. Code	Bkg.	Detection Type

Alpha Counting Instruments				
Inst. S/N	Inst. Code	Eff. %	Corr. Fac.	Bkg. CPM
13295	2	33.96	2.94	0.34

Beta Counting Instruments				
Inst. S/N	Inst. Code	Eff. %	Corr. Fac.	Bkg. CPM
13295	3	37.6	2.66	1.68

Surveyor:	V. TAYLOR/L. SMITH/C. VERGARI
Signature:	

Surface Description	Coordinates		Gamma at 1m	Gamma Inst.	Beta/Gamma Contact	Beta/Gamma Code	Contact Gross 1 min. Count	Alpha Inst. Code	Contact Gross 1 min. Count	Beta Inst. Code	Scan Contact Gross CPM		Removable DPM/100 cm2	Alpha Count	Removable DPM/100 cm2	Beta Count	Comments
	X	Y	uR/hr	Code	mR/hr	Code	Alpha	Beta	Code	Code	Max Beta	Avg Beta	Alpha	Code	Beta	Code	
	CEILING	0.5	-0.5	N/A	N/A	N/A	N/A	5	7	281	12	436	270	1.96	2	-1.80	
WEST WALL	4	3.5	N/A	N/A	N/A	N/A	6	7	623	12	737	600	-0.99	2	3.51	3	BRICK
CEILING	3	-1.5	N/A	N/A	N/A	N/A	2	7	284	12	359	260	-0.99	2	-4.46	3	PAINTED STEEL
SOUTH WALL	0.5	3.5	N/A	N/A	N/A	N/A	1	7	385	12	431	350	-0.99	2	-1.80	3	BLOCK

LB5100-W Low Background Counting System -- Smear Analysis

Date: 8/17/95
 Counting Unit id: 1
 Data file name: C:\LBXL\UNIT1\B01-336.XLD
 Batch Ended: 8/17/95 9:26
 Crosstalk Correction: Not Applied

Alpha activity action level (DPM): 20.00
 Beta activity action level (DPM): 200.00
 Certainty level for MDA and flags: 95.00%
 High Voltage Setting: 1440

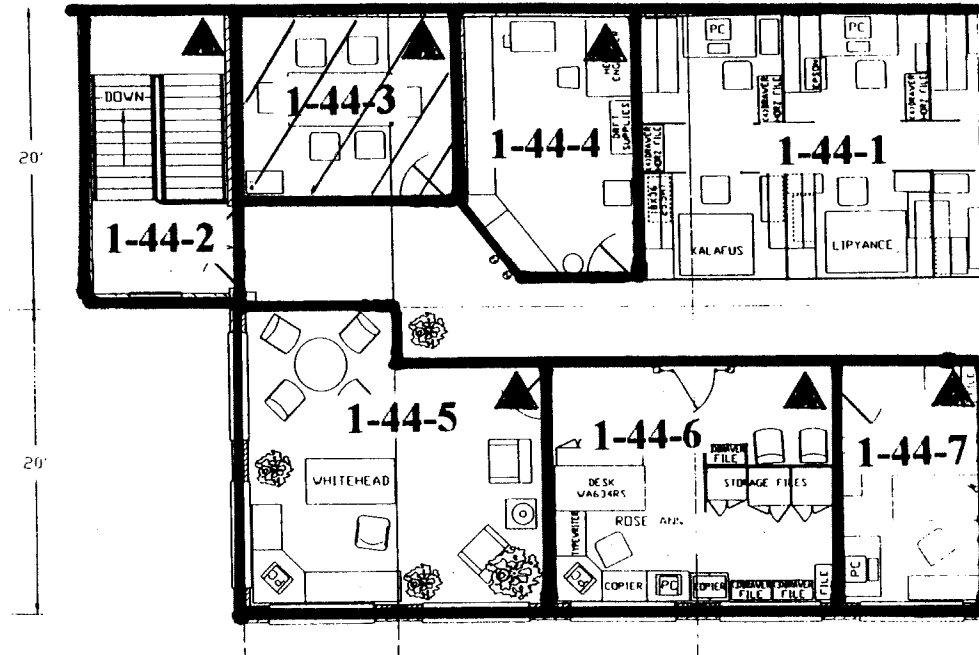
Application Revision: 3
 Application Version: Standard

Batch ID: BLAIRSVILLE 1-44-3


Carrier	Alpha Activity				Beta Activity				Count time (min)	Alpha CPM	Beta CPM	Completion Date - Time
	DPM	σ	flags	MDA	DPM	σ	flags	MDA				
61	1.956	2.09	<MDA	7.98	-1.80	1.90	<MDA	11.67	2.00	0.664	-0.68	8/17/95 9:19
62	-0.989	1.48	<MDA	7.98	3.51	3.27	<MDA	11.67	2.00	-0.336	1.32	8/17/95 9:21
63	-0.989	1.48	<MDA	7.98	-4.46	1.36	<MDA	11.67	2.00	-0.336	-1.68	8/17/95 9:23
64	-0.989	1.48	<MDA	7.98	-1.80	1.90	<MDA	11.67	2.00	-0.336	-0.68	8/17/95 9:26

Alpha efficiency log file: th230ab Alpha Efficiency: 33.96% Alpha to Beta Crosstalk: 24.36% Alpha Background (CPM): 0.335714286 Alpha Correction Factor: 1.000
Beta efficiency log file: tc99ab Beta Efficiency: 37.60% Beta into Alpha Crosstalk: 0.17% Beta Background (CPM): 1.678571429 Beta Correction Factor: 1.000

UNIT: 1-44-3
 SN: 01-336
 DATE: 3-27-95
 BY: LS/KV/DT



NOTE: ▲ DESIGNATES NORTHERN MOST WEST CORNER (0, 0 Reference point)

DES DPTH	ANDERSON	6-24-83	 Westinghouse Electric Corporation SPECIALTY METALS PLANT BLAIRSVILLE, PA. USA	
DPTH				
CHKR				
DES ENG				
MFG ENG				
DA ENG			TITLE	MAIN BLDG. LAYOUT 2nd FLR. - SOUTH
APP			SCALE	25=12
			SHT	1 OF 1 SHTS
			DWG NO.	5516D40
			REV	03

C

B

A

DWR 86

Blairsville Point Survey Form #003

Survey Serial #:	01-337
Survey Section:	1
Survey Unit:	44
Survey Sub-unit:	4

Alpha Survey Instruments				
Inst. S/N	Inst. Code	Eff. %	Corr. Fac.	Bkg. CPM
1517	7	19.7	5.08	2

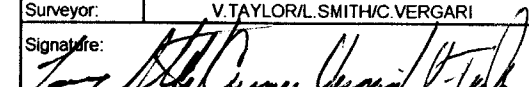
Beta Survey Instruments				
Inst. S/N	Inst. Code	Eff. %	Corr. Fac.	Bkg. CPM
1595	12	32.4	3.09	267

Gamma or Beta/Gamma Instruments			
Inst. S/N	Inst. Code	Bkg.	Detection Type

Classification:	4
Survey Type:	UPPER

Alpha Counting Instruments				
Inst. S/N	Inst. Code	Eff. %	Corr. Fac.	Bkg. CPM
13295	2	33.96	2.94	0.34

Beta Counting Instruments				
Inst. S/N	Inst. Code	Eff. %	Corr. Fac.	Bkg. CPM
13295	3	37.6	2.66	1.68

Surveyor:	V. TAYLOR/L. SMITH/C. VERGARI
Signature:	

Surface Description	Coordinates		Gamma at 1m uR/hr	Gamma Inst. Code	Beta/Gamma Contact mR/hr	Beta/Gamma Code	Contact Gross 1 min. Count Alpha	Alpha Inst. Code	Contact Gross 1 min. Count Beta	Beta Inst. Code	Scan Contact Gross CPM		Removable DPM/100 cm2 Alpha	Alpha Count Code	Removable DPM/100 cm2 Beta	Beta Count Code	Comments
	X	Y									Max Beta	Avg Beta					
	CEILING	0.5									-2	N/A					
WEST WALL	1.5	3.5	N/A	N/A	N/A	N/A	4	7	626	12	726	475	-0.99	2	-3.13	3	BRICK WALL
CEILING	4.5	-1.4	N/A	N/A	N/A	N/A	3	7	267	12	245	200	-0.99	2	-0.47	3	PAINTED STEEL

LB5100-W Low Background Counting System -- Smear Analysis

Date: 8/21/95
 Counting Unit id: 1
 Data file name: C:\LBXL\UNIT1\B01-337.XLD
 Batch Ended: 8/21/95 6:41
 Crosstalk Correction: Not Applied

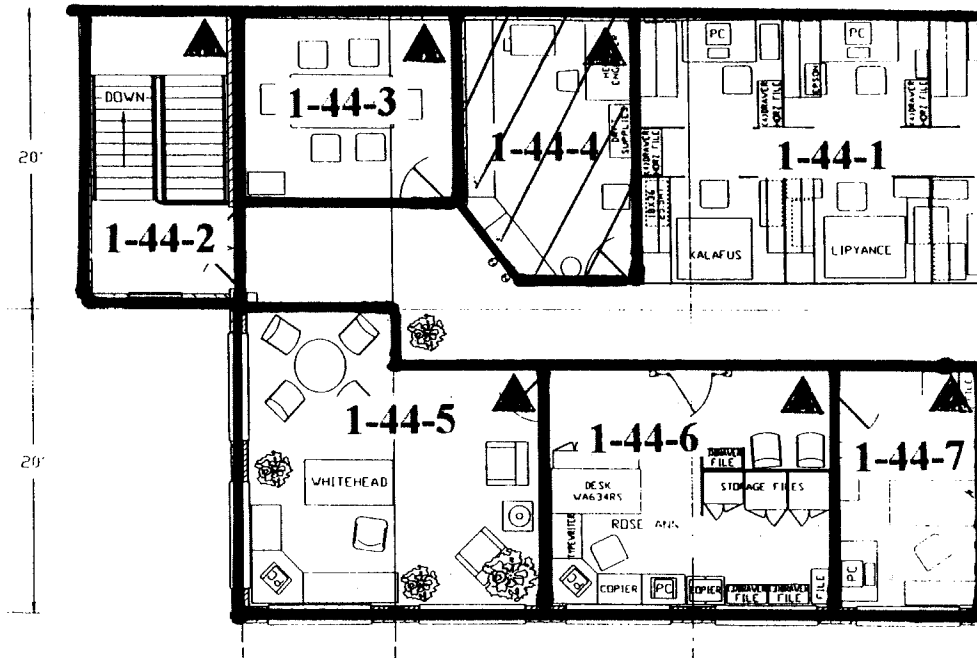
Alpha activity action level (DPM): 20.00
 Beta activity action level (DPM): 200.00
 Certainty level for MDA and flags: 95.00%
 High Voltage Setting: 1440
 Application Revision: 3
 Application Version: Standard

Alpha efficiency log file: th230ab Alpha Efficiency: 33.96% Alpha to Beta Crosstalk: 24.36% Alpha Background (CPM): 0.335714286 Alpha Correction Factor: 1.000			
Beta efficiency log file: tc99ab Beta Efficiency: 37.60% Beta into Alpha Crosstalk: 0.17% Beta Background (CPM): 1.678571429 Beta Correction Factor: 1.000			
Count time (min)	Alpha CPM	Beta CPM	Completion Date - Time
2.00	-0.336	-1.18	8/21/95 6:37
2.00	-0.336	-1.18	8/21/95 6:39
2.00	-0.336	-0.18	8/21/95 6:41


Batch ID: BLAIRSVILLE 1-44-4

Carrier	Alpha Activity				Beta Activity			
	DPM	σ	flags	MDA	DPM	σ	flags	MDA
1	-0.989	1.48	<MDA	7.98	-3.13	1.36	<MDA	11.67
2	-0.989	1.48	<MDA	7.98	-3.13	1.36	<MDA	11.67
3	-0.989	1.48	<MDA	7.98	-0.47	2.32	<MDA	11.67

UNIT: 1-44-4
 SN: 01-337
 DATE: 3-27-95
 BY: CV/DT/LS



NOTE: ▲ DESIGNATES NORTHERN MOST WEST CORNER (0, 0 Reference point)

DES DFTM	ANDERSON	6-24-83	 Westinghouse Electric Corporation SPECIALTY METALS PLANT BLAIRSVILLE, PA. USA	
DFTM				
CHWR				
DES ENG				
MFG ENG				
DA ENG			TITLE	MAIN BLDG. LAYOUT
APP				2nd FLR. - SOUTH
			SCALE 25=12	
			SHT 1 OF 1 SHTS	DWG NO. 5516D40
				REV 03

C

B

A

BWR 86

Blairsville Point Survey Form #003

Survey Serial #:	01-338
Survey Section:	1
Survey Unit:	45
Survey Sub-unit:	1

Alpha Survey Instruments				
Inst. S/N	Inst. Code	Eff. %	Corr. Fac.	Bkg. CPM
1517	7	19.7	5.08	2


Beta Survey Instruments				
Inst. S/N	Inst. Code	Eff. %	Corr. Fac.	Bkg. CPM
1595	12	32.4	3.09	267

Gamma or Beta/Gamma Instruments			
Inst. S/N	Inst. Code	Bkg.	Detection Type

Classification:	4
Survey Type:	UPPER

Alpha Counting Instruments				
Inst. S/N	Inst. Code	Eff. %	Corr. Fac.	Bkg. CPM
13295	2	33.96	2.94	0.34

Beta Counting Instruments				
Inst. S/N	Inst. Code	Eff. %	Corr. Fac.	Bkg. CPM
13295	3	37.6	2.66	1.68

Surveyor:	V. TAYLOR/L. SMITH/C. VERGARI
Signature:	

Surface Description	Coordinates		Gamma at 1m uR/hr	Gamma Inst. Code	Beta/Gamma Contact mR/hr	Beta/Gamma Code	Contact Gross 1 min. Count Alpha	Alpha Inst. Code	Contact Gross 1 min. Count Beta	Beta Inst. Code	Scan Contact Gross CPM		Removable DPM/100 cm2 Alpha	Alpha Count Code	Removable DPM/100 cm2 Beta	Beta Count Code	Comments
	X	Y									Max Beta	Avg Beta					
CEILING	0.7	-1	N/A	N/A	N/A	N/A	0	7	297	12	424	260	-0.99	2	0.85	3	PAINTED STEEL
CEILING	0.7	-3.5	N/A	N/A	N/A	N/A	0	7	275	12	408	280	0.48	2	-4.46	3	PAINTED STEEL
CEILING	0.7	-6	N/A	N/A	N/A	N/A	4	7	277	12	388	280	-0.99	2	-0.47	3	PAINTED STEEL
CEILING	-1	-12	N/A	N/A	N/A	N/A	7	7	273	12	340	250	-0.99	2	-1.80	3	PAINTED STEEL
CEILING	0.7	-15	N/A	N/A	N/A	N/A	4	7	284	12	411	300	0.48	2	-0.47	3	PAINTED STEEL
CEILING	0.7	-17.5	N/A	N/A	N/A	N/A	1	7	283	12	304	250	1.96	2	2.18	3	PAINTED STEEL
CEILING	0.7	-21	N/A	N/A	N/A	N/A	2	7	313	12	357	260	0.48	2	-3.13	3	PAINTED STEEL
CEILING	0.7	-24.5	N/A	N/A	N/A	N/A	2	7	295	12	441	270	-0.99	2	-1.80	3	PAINTED STEEL
CEILING	0.7	-28.5	N/A	N/A	N/A	N/A	0	7	284	12	404	280	3.43	2	-1.80	3	PAINTED STEEL

LB5100-W Low Background Counting System -- Smear Analysis

Date: 8/22/95
 Counting Unit id: 1
 Data file name: C:\LBXL\UNIT1\B01-338.XLD
 Batch Ended: 8/21/95 7:01
 Crosstalk Correction: Not Applied

Alpha activity action level (DPM): 20.00
 Beta activity action level (DPM): 200.00
 Certainty level for MDA and flags: 95.00%
 High Voltage Setting: 1440

Application Revision: 3
 Application Version: Standard

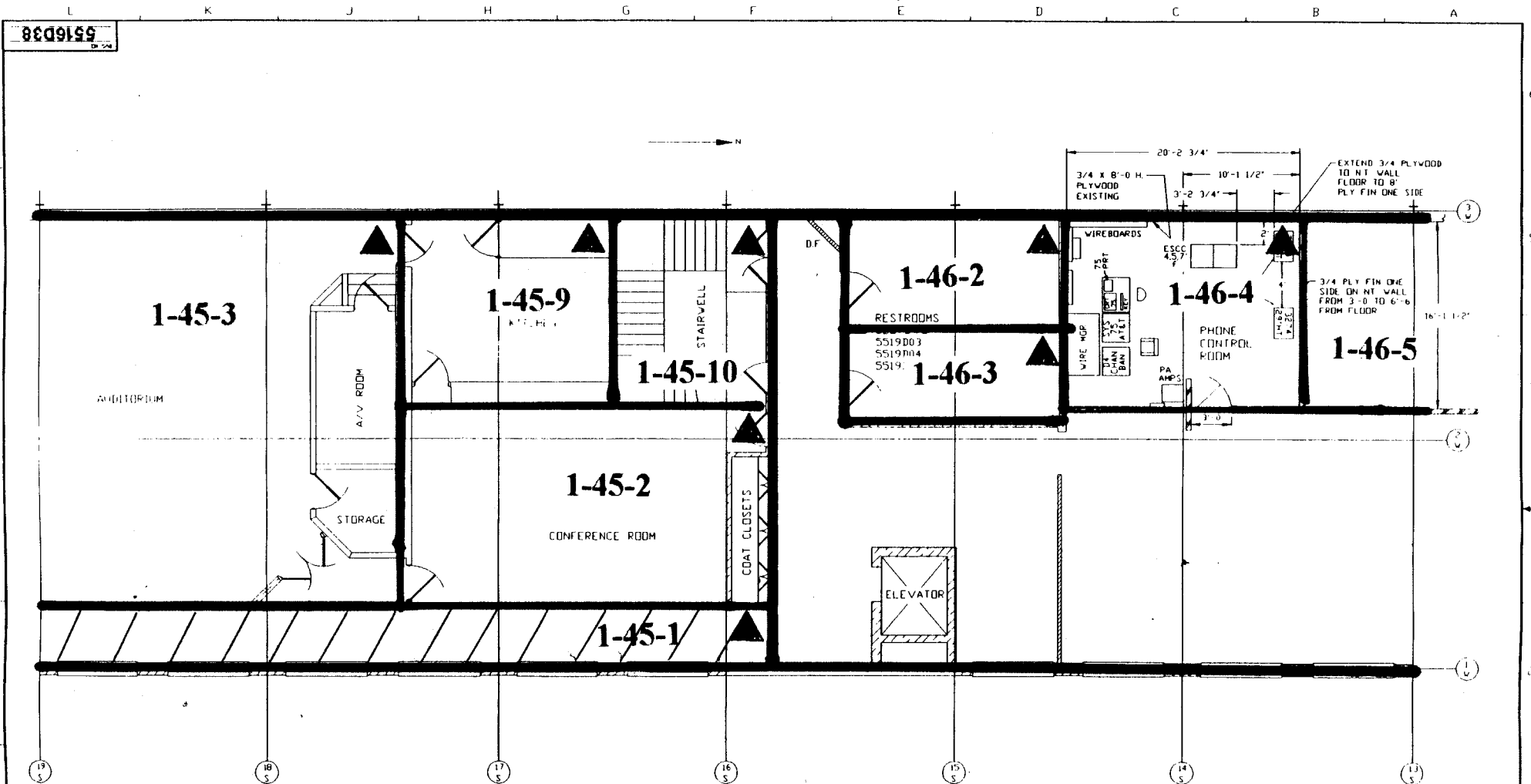
Batch ID: BLAIRSVILLE 1-45-1

Carrier	Alpha Activity				Beta Activity				Count time (min)	Alpha CPM	Beta CPM	Completion Date - Time
	DPM	σ	flags	MDA	DPM	σ	flags	MDA				
4	-0.989	1.48	<MDA	7.98	0.85	2.68	<MDA	11.67	2.00	-0.336	0.32	8/21/95 6:44
5	0.484	1.48	<MDA	7.98	-4.46	1.36	<MDA	11.67	2.00	0.164	-1.68	8/21/95 6:46
6	-0.989	1.48	<MDA	7.98	-0.47	2.32	<MDA	11.67	2.00	-0.336	-0.18	8/21/95 6:48
7	-0.989	1.48	<MDA	7.98	-1.80	1.90	<MDA	11.67	2.00	-0.336	-0.68	8/21/95 6:50
8	0.484	1.48	<MDA	7.98	-0.47	2.32	<MDA	11.67	2.00	0.164	-0.18	8/21/95 6:53
9	1.956	2.09	<MDA	7.98	2.18	2.99	<MDA	11.67	2.00	0.664	0.82	8/21/95 6:55
15	0.484	1.48	<MDA	7.98	-3.13	1.36	<MDA	11.67	2.00	0.164	-1.18	8/21/95 6:57
10	-0.989	1.48	<MDA	7.98	-1.80	1.90	<MDA	11.67	2.00	-0.336	-0.68	8/21/95 6:59
11	3.429	2.56	<AL	7.98	-1.80	1.90	<MDA	11.67	2.00	1.164	-0.68	8/21/95 7:01

Alpha efficiency log file: th230ab
 Alpha Efficiency: 33.96%
 Alpha to Beta Crosstalk: 24.36%
 Alpha Background (CPM): 0.335714286
 Alpha Correction Factor: 1.000

Beta efficiency log file: tc99ab
 Beta Efficiency: 37.60%
 Beta into Alpha Crosstalk: 0.17%
 Beta Background (CPM): 1.678571429
 Beta Correction Factor: 1.000

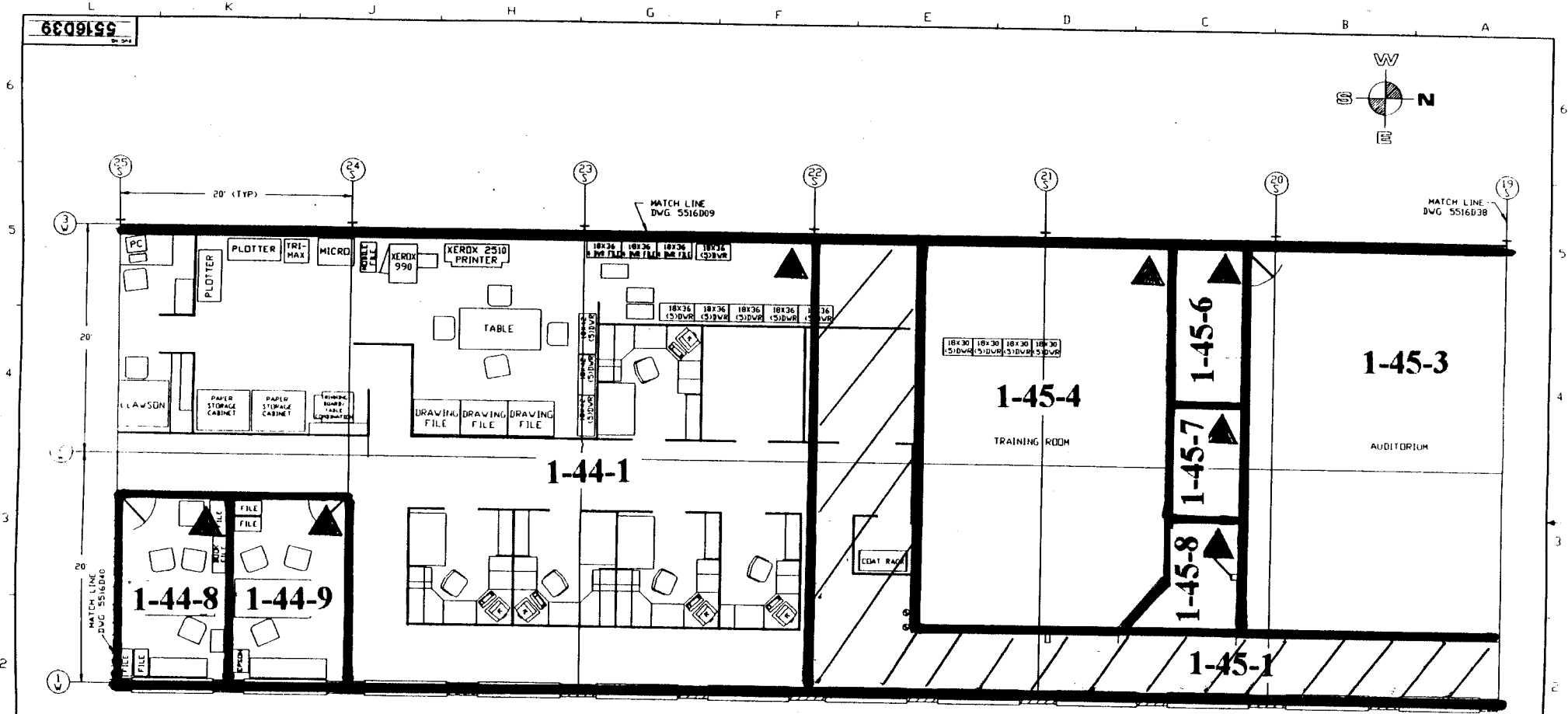
UNIT: 1-45-1
 SN: 01338
 DATE: 3-27-95
 BY: CVI/TLW



NOTE: ▲ DESIGNATES NORTHERN MOST WEST CORNER (0, 0 Reference point)

WESTINGHOUSE PROPRIETARY DATA THIS DOCUMENT CONTAINS PROPRIETARY INFORMATION OF THE WESTINGHOUSE ELECTRIC CORPORATION AND IS TO BE KEPT CONFIDENTIAL. IT IS TO BE RETURNED UPON REQUEST. THE CONTENTS MAY NOT BE DISCLOSED IN WHOLE OR IN PART TO OTHERS OR USED BY OTHER THAN THE PERSON FOR WHOM TRANSMITTED WITHOUT THE PRIOR WRITTEN PERMISSION OF THE WESTINGHOUSE MAIN PLANT OPERATIONS DIVISION.	DESIGNED BY: ANDERSON DATE: 06/21/93	Westinghouse Electric Corporation SPECIALTY METALS PLANT, BLAINSVILLE, PA, USA MAIN BLDG. EQUIPMENT LAYOUT SECOND FLOOR LOBBY
	SCALE: 1/8" = 1'-0" SHEET 1 OF 1 DWG. NO. 5516D38	

UNIT: 1-45-1
 SN: 01338
 DATE: 3-27-95
 BY: CV/VT/LS



NOTE: ▲ DESIGNATES NORTHERN MOST WEST CORNER (0, 0 Reference point)

<small>RELEASES & MACHINING NOTES UNLESS OTHERWISE SPECIFIED: DIMENSIONS SHALL BE THE DIMENSIONS INDICATED ON THE DRAWING. DIMENSIONS SHALL BE TO UNLESS OTHERWISE SPECIFIED. DIMENSIONS SHALL BE TO UNLESS OTHERWISE SPECIFIED. DIMENSIONS SHALL BE TO UNLESS OTHERWISE SPECIFIED.</small>	<small>WESTINGHOUSE PROPRIETARY DATA</small> THIS DOCUMENT CONTAINS PROPRIETARY INFORMATION OF THE WESTINGHOUSE ELECTRIC CORPORATION. ALL RIGHTS ARE RESERVED. THIS DOCUMENT IS TO BE KEPT IN CONFIDENCE AND IS TO BE RETURNED TO THE ORIGINAL ISSUING OFFICE UPON REQUEST. WITHOUT THE PRIOR WRITTEN PERMISSION OF THE WESTINGHOUSE NUCLEAR FUEL OPERATIONS DIVISION.	<small>DESIGN</small> <small>DATE</small> <small>BY</small> <small>CHKD</small> <small>APP'D</small> <small>SCALE</small>	<small>WESTINGHOUSE ELECTRIC CORPORATION</small> <small>SPECIALTY METALS PLANT - BAIRSVILLE, PA, USA</small> <small>MAIN BLDG. LAYOUT</small> <small>2ND FLR. SOUTH</small> <small>SCALE: 1/8" = 1'-0"</small>
		<small>5516D38</small>	<small>5516D38</small>

Blairsville Point Survey Form #003

Survey Serial #:	01-339
------------------	--------

Survey Section:	1
-----------------	---

Survey Unit:	44
--------------	----

Survey Sub-unit:	1
------------------	---

Classification:	4
-----------------	---

Survey Type:	UPPER
--------------	-------

Survey Date:	3/28/95
--------------	---------

Count Date:	8/21/95
-------------	---------


Alpha Survey Instruments				
Inst. S/N	Inst. Code	Eff. %	Corr. Fac.	Bkg. CPM
1517	7	19.7	5.08	1

Beta Survey Instruments				
Inst. S/N	Inst. Code	Eff. %	Corr. Fac.	Bkg. CPM
1595	12	32.4	3.09	263

Gamma or Beta/Gamma Instruments			
Inst. S/N	Inst. Code	Bkg.	Detection Type

Alpha Counting Instruments				
Inst. S/N	Inst. Code	Eff. %	Corr. Fac.	Bkg. CPM
13295	2	33.96	2.94	0.34

Beta Counting Instruments				
Inst. S/N	Inst. Code	Eff. %	Corr. Fac.	Bkg. CPM
13295	3	37.6	2.66	1.68

Surveyor:	L. SMITH/V. TAYLOR/C. VERGARI
Signature:	

Surface Description	Coordinates		Gamma at 1m uR/hr	Gamma Inst. Code	Beta/Gamma Contact mR/hr	Beta/Gamma Code	Contact Gross 1 min. Count Alpha	Alpha Inst. Code	Contact Gross 1 min. Count Beta	Beta Inst. Code	Scan Contact Gross CPM		Removable DPM/100 cm2 Alpha	Alpha Count Code	Removable DPM/100 cm2 Beta	Beta Count Code	Comments
	X	Y									Max Beta	Avg Beta					
	CEILING	11.3									-2	N/A					
CEILING	11.3	-5	N/A	N/A	N/A	N/A	4	7	286	12	393	290	-0.99	2	-3.13	3	PAINTED STEEL
CEILING	11.3	-8.7	N/A	N/A	N/A	N/A	8	7	280	12	328	260	-0.99	2	-1.80	3	PAINTED STEEL
CEILING	11	-11.7	N/A	N/A	N/A	N/A	1	7	256	12	390	280	-0.99	2	2.18	3	PAINTED STEEL
CEILING	6.5	-10	N/A	N/A	N/A	N/A	6	7	269	12	398	270	0.48	2	-3.13	3	PAINTED STEEL
CEILING	8	-9.7	N/A	N/A	N/A	N/A	4	7	265	12	374	280	-0.99	2	0.85	3	PAINTED STEEL
CEILING	8	-6.7	N/A	N/A	N/A	N/A	2	7	249	12	316	260	-0.99	2	2.18	3	PAINTED STEEL
CEILING	7.2	-3.7	N/A	N/A	N/A	N/A	3	7	264	12	426	280	-0.99	2	-0.47	3	PAINTED STEEL
CEILING	4.6	-2	N/A	N/A	N/A	N/A	3	7	264	12	375	280	-0.99	2	2.18	3	PAINTED STEEL
CEILING	5	-6	N/A	N/A	N/A	N/A	3	7	286	12	330	280	0.48	2	3.51	3	PAINTED STEEL
CEILING	1	-1.3	N/A	N/A	N/A	N/A	8	7	284	12	393	290	-0.99	2	0.85	3	PAINTED STEEL
CEILING	1	-5	N/A	N/A	N/A	N/A	4	7	260	12	378	270	-0.99	2	-0.47	3	PAINTED STEEL
WEST WALL	18.7	3.5	N/A	N/A	N/A	N/A	7	7	619	12	646	500	0.48	2	-3.13	3	BRICK
CEILING	0.5	-7	N/A	N/A	N/A	N/A	4	7	301	12	372	280	0.48	2	-4.46	3	PAINTED STEEL
WEST WALL	15.7	3.5	N/A	N/A	N/A	N/A	9	7	664	12	838	600	4.90	2	-0.47	3	BRICK
CEILING	1.5	-10	N/A	N/A	N/A	N/A	3	7	318	12	412	270	-0.99	2	-4.46	3	PAINTED STEEL
CEILING	1.5	-12	N/A	N/A	N/A	N/A	2	7	271	12	412	300	0.48	2	-1.80	3	PAINTED STEEL
WEST WALL	11.5	3.5	N/A	N/A	N/A	N/A	8	7	636	12	736	600	-0.99	2	-1.80	3	BRICK
CEILING	2.5	-16	N/A	N/A	N/A	N/A	4	7	255	12	337	260	-0.99	2	-3.13	3	PAINTED STEEL
CEILING	2.5	-19	N/A	N/A	N/A	N/A	5	7	278	12	340	280	3.43	2	-1.80	3	PAINTED STEEL
CEILING	3.5	-21	N/A	N/A	N/A	N/A	3	7	253	12	368	280	1.96	2	2.18	3	PAINTED STEEL
CEILING	2.5	-24.5	N/A	N/A	N/A	N/A	4	7	278	12	374	280	0.48	2	-0.47	3	PAINTED STEEL
CEILING	6.5	-18.5	N/A	N/A	N/A	N/A	4	7	266	12	295	250	-0.99	2	-1.80	3	PAINTED STEEL

Blairsville Point Survey Form #003

Survey Serial #:	01-339
------------------	--------

Survey Section:	1
-----------------	---

Survey Unit:	44
--------------	----

Survey Sub-unit:	1
------------------	---

Classification:	4
-----------------	---

Survey Type:	UPPER
--------------	-------

Survey Date:	3/28/95
--------------	---------

Count Date:	8/21/95
-------------	---------


Alpha Survey Instruments				
Inst. S/N	Inst. Code	Eff. %	Corr. Fac.	Bkg. CPM
1517	7	19.7	5.08	1

Beta Survey Instruments				
Inst. S/N	Inst. Code	Eff. %	Corr. Fac.	Bkg. CPM
1595	12	32.4	3.09	263

Gamma or Beta/Gamma Instruments			
Inst. S/N	Inst. Code	Bkg.	Detection Type

Alpha Counting Instruments				
Inst. S/N	Inst. Code	Eff. %	Corr. Fac.	Bkg. CPM
13295	2	33.96	2.94	0.34

Beta Counting Instruments				
Inst. S/N	Inst. Code	Eff. %	Corr. Fac.	Bkg. CPM
13295	3	37.6	2.66	1.68

Surveyor:	L.SMITH/V.TAYLOR/C.VERGARI
Signature:	

Surface Description	Coordinates		Gamma at 1m uR/hr	Gamma Inst. Code	Beta/Gamma Contact mR/hr	Beta/Gamma Code	Contact Gross 1 min. Count Alpha	Alpha Inst. Code	Contact Gross 1 min. Count Beta	Beta Inst. Code	Scan Contact Gross CPM		Removable DPM/100 cm2 Alpha	Alpha Count Code	Removable DPM/100 cm2 Beta	Beta Count Code	Comments
	X	Y									Max Beta	Avg Beta					
CEILING	6.5	-24	N/A	N/A	N/A	N/A	7	7	286	12	342	250	0.48	2	2.18	3	PAINTED STEEL
CEILING	6.5	-28.8	N/A	N/A	N/A	N/A	3	7	251	12	398	300	4.90	2	-1.80	3	PAINTED STEEL
CEILING	4.3	-30.5	N/A	N/A	N/A	N/A	9	7	305	12	432	300	-0.99	2	-0.47	3	PAINTED STEEL

LB5100-W Low Background Counting System -- Smear Analysis

Date: 8/22/95
 Counting Unit id: 1
 Data file name: C:\LBXL\UNIT1\B01-339.XLD
 Batch Ended: 8/21/95 7:59
 Crosstalk Correction: Not Applied

Alpha activity action level (DPM): 20.00
 Beta activity action level (DPM): 200.00
 Certainty level for MDA and flags: 95.00%
 High Voltage Setting: 1440

Application Revision: 3
 Application Version: Standard

Alpha efficiency log file: th230ab
 Alpha Efficiency: 33.96%
 Alpha to Beta Crosstalk: 24.36%
 Alpha Background (CPM): 0.335714286
 Alpha Correction Factor: 1.000

Beta efficiency log file: tc99ab
 Beta Efficiency: 37.60%
 Beta into Alpha Crosstalk: 0.17%
 Beta Background (CPM): 1.678571429
 Beta Correction Factor: 1.000

Batch ID: BLAIRSVILLE 1-44-1

Carrier	Alpha Activity				Beta Activity				Count time (min)	Alpha CPM	Beta CPM	Completion Date - Time
	DPM	σ	flags	MDA	DPM	σ	flags	MDA				
12	0.484	1.48	<MDA	7.98	3.51	3.27	<MDA	11.67	2.00	0.164	1.32	8/21/95 7:03
13	-0.989	1.48	<MDA	7.98	-3.13	1.36	<MDA	11.67	2.00	-0.336	-1.18	8/21/95 7:06
14	-0.989	1.48	<MDA	7.98	-1.80	1.90	<MDA	11.67	2.00	-0.336	-0.68	8/21/95 7:08
16	-0.989	1.48	<MDA	7.98	2.18	2.99	<MDA	11.67	2.00	-0.336	0.82	8/21/95 7:10
17	0.484	1.48	<MDA	7.98	-3.13	1.36	<MDA	11.67	2.00	0.164	-1.18	8/21/95 7:12
18	-0.989	1.48	<MDA	7.98	0.85	2.68	<MDA	11.67	2.00	-0.336	0.32	8/21/95 7:15
19	-0.989	1.48	<MDA	7.98	2.18	2.99	<MDA	11.67	2.00	-0.336	0.82	8/21/95 7:17
20	-0.989	1.48	<MDA	7.98	-0.47	2.32	<MDA	11.67	2.00	-0.336	-0.18	8/21/95 7:19
21	-0.989	1.48	<MDA	7.98	2.18	2.99	<MDA	11.67	2.00	-0.336	0.82	8/21/95 7:21
22	0.484	1.48	<MDA	7.98	3.51	3.27	<MDA	11.67	2.00	0.164	1.32	8/21/95 7:23
23	-0.989	1.48	<MDA	7.98	0.85	2.68	<MDA	11.67	2.00	-0.336	0.32	8/21/95 7:25
24	-0.989	1.48	<MDA	7.98	-0.47	2.32	<MDA	11.67	2.00	-0.336	-0.18	8/21/95 7:28
25	0.484	1.48	<MDA	7.98	-3.13	1.36	<MDA	11.67	2.00	0.164	-1.18	8/21/95 7:30
26	0.484	1.48	<MDA	7.98	-4.46	1.36	<MDA	11.67	2.00	0.164	-1.68	8/21/95 7:32
27	4.901	2.95	<AL	7.98	-0.47	2.32	<MDA	11.67	2.00	1.664	-0.18	8/21/95 7:34
28	-0.989	1.48	<MDA	7.98	-4.46	1.36	<MDA	11.67	2.00	-0.336	-1.68	8/21/95 7:37
29	0.484	1.48	<MDA	7.98	-1.80	1.90	<MDA	11.67	2.00	0.164	-0.68	8/21/95 7:39
30	-0.989	1.48	<MDA	7.98	-1.80	1.90	<MDA	11.67	2.00	-0.336	-0.68	8/21/95 7:41
31	-0.989	1.48	<MDA	7.98	-3.13	1.36	<MDA	11.67	2.00	-0.336	-1.18	8/21/95 7:43
32	3.429	2.56	<AL	7.98	-1.80	1.90	<MDA	11.67	2.00	1.164	-0.68	8/21/95 7:45
33	1.956	2.09	<MDA	7.98	2.18	2.99	<MDA	11.67	2.00	0.664	0.82	8/21/95 7:48
34	0.484	1.48	<MDA	7.98	-0.47	2.32	<MDA	11.67	2.00	0.164	-0.18	8/21/95 7:50
35	-0.989	1.48	<MDA	7.98	-1.80	1.90	<MDA	11.67	2.00	-0.336	-0.68	8/21/95 7:52
36	0.484	1.48	<MDA	7.98	2.18	2.99	<MDA	11.67	2.00	0.164	0.82	8/21/95 7:54

LB5100-W Low Background Counting System – Smear Analysis

Date: 8/22/95
 Counting Unit id: 1
 Data file name: C:\LBXL\UNIT1\B01-339.XLD
 Batch Ended: 8/21/95 7:59
 Crosstalk Correction: Not Applied

Alpha activity action level (DPM): 20.00
 Beta activity action level (DPM): 200.00
 Certainty level for MDA and flags: 95.00%
 High Voltage Setting: 1440
 Application Revision: 3
 Application Version: Standard

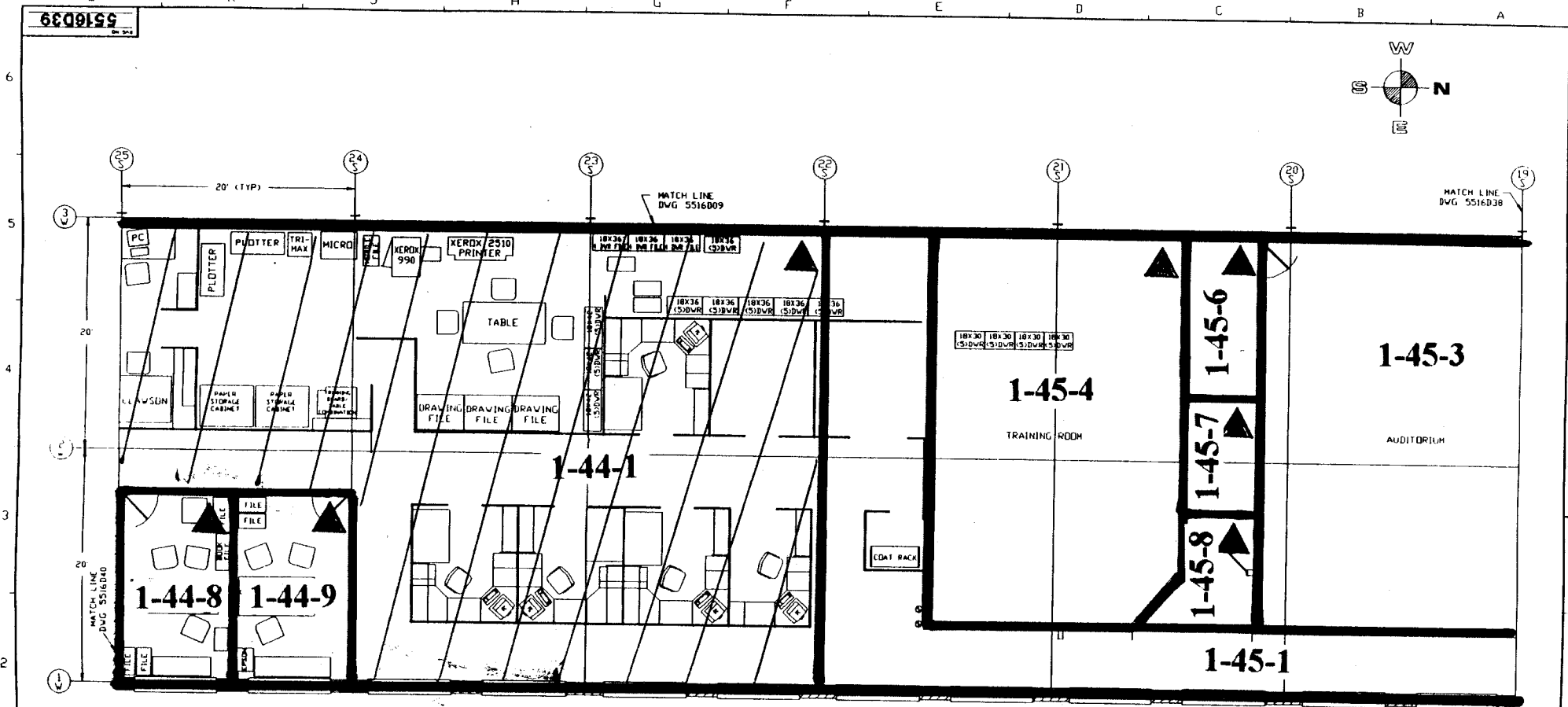
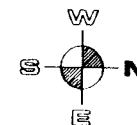
Batch ID: BLAIRSVILLE 1-44-1

Carrier	Alpha Activity				Beta Activity			
	DPM	σ	flags	MDA	DPM	σ	flags	MDA
37	4.901	2.95	<AL	7.98	-1.80	1.90	<MDA	11.67
38	-0.989	1.48	<MDA	7.98	-0.47	2.32	<MDA	11.67

Alpha efficiency log file: th230ab Alpha Efficiency: 33.96% Alpha to Beta Crosstalk: 24.36% Alpha Background (CPM): 0.335714286 Alpha Correction Factor: 1.000			
Beta efficiency log file: tc99ab Beta Efficiency: 37.60% Beta into Alpha Crosstalk: 0.17% Beta Background (CPM): 1.678571429 Beta Correction Factor: 1.000			
Count time (min)	Alpha CPM	Beta CPM	Completion Date - Time
2.00	1.664	-0.68	8/21/95 7:56
2.00	-0.336	-0.18	8/21/95 7:59

UNIT: 1-44-1
 SN: 01339
 DATE: 3-28-95
 BY: LS/CULVT

5516039



NOTE: ▲ DESIGNATES NORTHERN MOST WEST CORNER (0, 0 Reference point)

TOLERANCES & DIMENSIONAL NOTES <small>UNLESS OTHERWISE SPECIFIED: DIMENSIONS ARE TO FACE UNLESS OTHERWISE NOTED. DIMENSIONS ARE TO CENTER UNLESS OTHERWISE NOTED. DIMENSIONS ARE TO CENTER UNLESS OTHERWISE NOTED. DIMENSIONS ARE TO CENTER UNLESS OTHERWISE NOTED. DIMENSIONS ARE TO CENTER UNLESS OTHERWISE NOTED.</small>	WESTINGHOUSE PROPRIETARY DATA <small>THIS DOCUMENT CONTAINS PROPRIETARY INFORMATION OF THE WESTINGHOUSE ELECTRIC CORPORATION. ALL RIGHTS ARE RESERVED. REPRODUCTION OR TRANSMISSION OF THIS DOCUMENT IN ANY FORM OR BY ANY MEANS IS STRICTLY PROHIBITED WITHOUT THE PRIOR WRITTEN PERMISSION OF THE CORPORATION.</small>	DATE	BY
		REV	BY
		APP'D	DATE
		DATE	BY
		DATE	BY
		DATE	BY
		DATE	BY
		DATE	BY

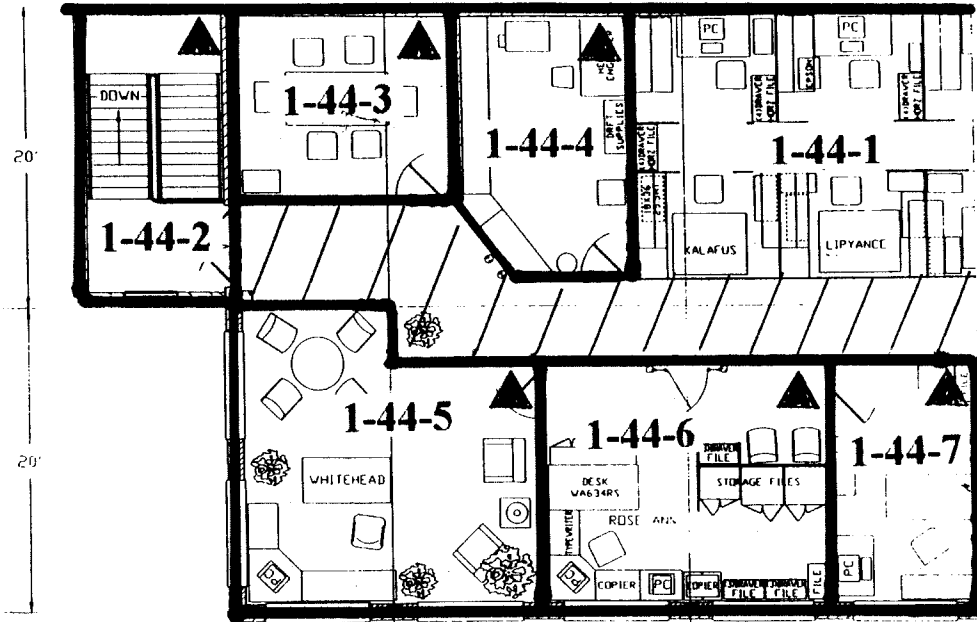
Westinghouse Electric Corporation
 SPECIALTY METALS PLANT, BLAIRSVILLE, PA, USA
 TITLE: MAIN BLDG. LAYOUT
 2nd FLR. SOUTH
 XXXX
 DATE: 3/28/95

UNIT: 1-44-1


SN: 01339

DATE: 3-28-95

BY: CV/VT/LS



NOTE: ▲ DESIGNATES NORTHERN MOST WEST CORNER (0, 0 Reference point)

DES DPTH	ANDERSON	6-24-83		Westinghouse Electric Corporation
DPTH				SPECIALTY METALS PLANT BLAIRSVILLE, PA USA
CHNR			TITLE	MAIN BLDG. LAYOUT
DES ENG				2nd FLR. - SOUTH
MFG ENG			SCALE	25=12
QA ENG			SHT	1 OF 1 SHTS
APP			DWG. NO.	5516D40
				REV 03

C

B

A

DWR 86

Blairsville Point Survey Form #003

Survey Serial #:	01-340
Survey Section:	1
Survey Unit:	44
Survey Sub-unit:	5

Alpha Survey Instruments				
Inst. S/N	Inst. Code	Eff. %	Corr. Fac.	Bkg. CPM
1517	7	19.7	5.08	1

Beta Survey Instruments				
Inst. S/N	Inst. Code	Eff. %	Corr. Fac.	Bkg. CPM
1595	12	32.4	3.09	263

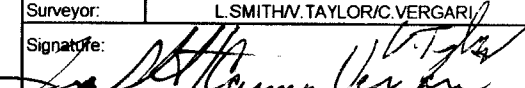
Gamma or Beta/Gamma Instruments			
Inst. S/N	Inst. Code	Bkg.	Detection Type

Classification:	4
Survey Type:	UPPER

Alpha Counting Instruments				
Inst. S/N	Inst. Code	Eff. %	Corr. Fac.	Bkg. CPM
13295	2	33.96	2.94	0.34

Beta Counting Instruments				
Inst. S/N	Inst. Code	Eff. %	Corr. Fac.	Bkg. CPM
13295	3	37.6	2.66	1.68

Survey Date:	3/28/95
Count Date:	8/21/95

Surveyor:	L. SMITH/V. TAYLOR/C. VERGARI
Signature:	

Surface Description	Coordinates		Gamma at 1m	Gamma Inst.	Beta/Gamma Contact	Beta/Gamma Code	Contact Gross 1 min. Count	Alpha Inst. Code	Contact Gross 1 min. Count	Beta Inst. Code	Scan Contact Gross CPM		Removable DPM/100 cm2	Alpha Count	Removable DPM/100 cm2	Beta Count	Comments
	X	Y	uR/hr	Code	mR/hr	Code	Alpha	Beta	Code	Code	Max Beta	Avg Beta	Alpha	Code	Beta	Code	
CEILING	1	-1	N/A	N/A	N/A	N/A	2	7	283	12	376	300	0.48	2	-1.80	3	PAINTED STEEL
CEILING	3	-2	N/A	N/A	N/A	N/A	5	7	270	12	320	260	-0.99	2	2.18	3	PAINTED STEEL
CEILING	1.6	-5.5	N/A	N/A	N/A	N/A	6	7	298	12	377	280	-0.99	2	0.85	3	PAINTED STEEL

LB5100-W Low Background Counting System – Smear Analysis

Date: 8/22/95
 Counting Unit id: 1
 Data file name: C:\LBXL\UNIT1\B01-340.XLD
 Batch Ended: 8/21/95 8:05
 Crosstalk Correction: Not Applied

Alpha activity action level (DPM): 20.00
 Beta activity action level (DPM): 200.00
 Certainty level for MDA and flags: 95.00%
 High Voltage Setting: 1440

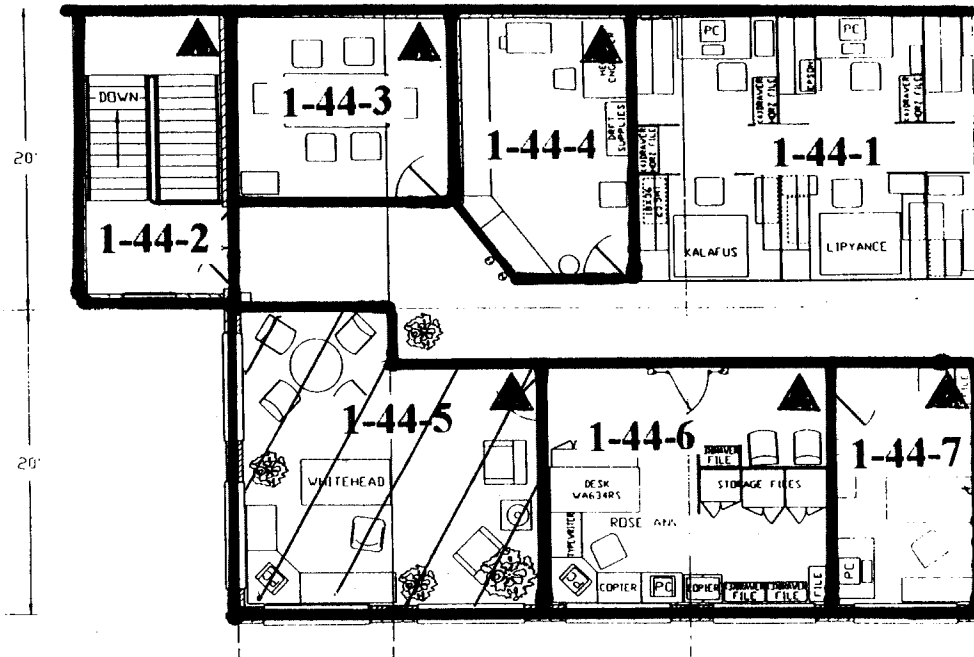
Application Revision: 3
 Application Version: Standard

Batch ID: BLAIRSVILLE 1-44-5


Carrier	Alpha Activity				Beta Activity				Count time (min)	Alpha CPM	Beta CPM	Completion Date - Time
	DPM	σ	flags	MDA	DPM	σ	flags	MDA				
39	0.484	1.48	<MDA	7.98	-1.80	1.90	<MDA	11.67	2.00	0.164	-0.68	8/21/95 8:01
40	-0.989	1.48	<MDA	7.98	2.18	2.99	<MDA	11.67	2.00	-0.336	0.82	8/21/95 8:03
41	-0.989	1.48	<MDA	7.98	0.85	2.68	<MDA	11.67	2.00	-0.336	0.32	8/21/95 8:05

Alpha efficiency log file: th230ab Alpha Efficiency: 33.96% Alpha to Beta Crosstalk: 24.36% Alpha Background (CPM): 0.335714286 Alpha Correction Factor: 1.000
Beta efficiency log file: tc99ab Beta Efficiency: 37.60% Beta into Alpha Crosstalk: 0.17% Beta Background (CPM): 1.678571429 Beta Correction Factor: 1.000

UNIT: 1-44-5
 SN: 01-340
 DATE: 3-28-95
 BY: C VINT/LS



NOTE: ▲ DESIGNATES NORTHERN MOST WEST CORNER (0, 0 Reference point)

DES DPTH	ANDERSON	6-24-83	 Westinghouse Electric Corporation SPECIALTY METALS PLANT BLAIRSVILLE, PA USA
DPTH			
CHWR			TITLE
DES ENG			MAIN BLDG. LAYOUT
MFG ENG			2nd FLR. - SOUTH
QA ENG			SCALE 25=12
APP			SHT 1 OF 1 SHTS
			DWG NO. 5516D40
			REV 03

C

B

A

DWR 86

Blairsville Point Survey Form #003

Survey Serial #:	01-341
------------------	--------

Survey Section:	1
-----------------	---

Survey Unit:	44
--------------	----

Survey Sub-unit:	6
------------------	---

Classification:	4
-----------------	---

Survey Type:	UPPER
--------------	-------

Survey Date:	3/28/95
--------------	---------

Count Date:	8/21/95
-------------	---------

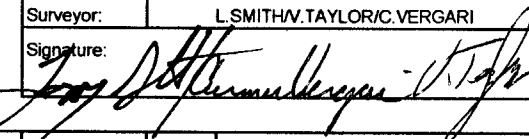
Alpha Survey Instruments				
Inst. S/N	Inst. Code	Eff. %	Corr. Fac.	Bkg. CPM
1517	7	19.7	5.08	1

Beta Survey Instruments				
Inst. S/N	Inst. Code	Eff. %	Corr. Fac.	Bkg. CPM
1595	12	32.4	3.09	263

Gamma or Beta/Gamma Instruments			
Inst. S/N	Inst. Code	Bkg.	Detection Type

Alpha Counting Instruments				
Inst. S/N	Inst. Code	Eff. %	Corr. Fac.	Bkg. CPM
13295	2	33.96	2.94	0.34

Beta Counting Instruments				
Inst. S/N	Inst. Code	Eff. %	Corr. Fac.	Bkg. CPM
13295	3	37.6	2.66	1.68

Surveyor:	L. SMITH/V. TAYLOR/C. VERGARI
Signature:	

Surface Description	Coordinates		Gamma at 1m	Gamma Inst.	Beta/Gamma Contact	Beta/Gamma	Contact Gross	Alpha Inst.	Contact Gross	Beta Inst.	Scan Contact Gross CPM		Removable	Alpha	Removable	Beta	Comments
	X	Y	uR/hr	Code	mR/hr	Code	1 min. Count	Code	1 min. Count	Code	Max Beta	Avg Beta	DPM/100 cm2	Count	DPM/100 cm2	Count	
							Alpha		Beta				Alpha	Code	Beta	Code	
CEILING	0.8	-1.5	N/A	N/A	N/A	N/A	2	7	254	12	349	280	-0.99	2	4.84	3	PAINTED STEEL
CEILING	3.8	-1.5	N/A	N/A	N/A	N/A	2	7	262	12	361	280	3.43	2	2.18	3	PAINTED STEEL

LB5100-W Low Background Counting System -- Smear Analysis

Date: 8/22/95
 Counting Unit id: 1
 Data file name: C:\LBXL\UNIT1\B01-341.XLD
 Batch Ended: 8/21/95 8:10
 Crosstalk Correction: Not Applied

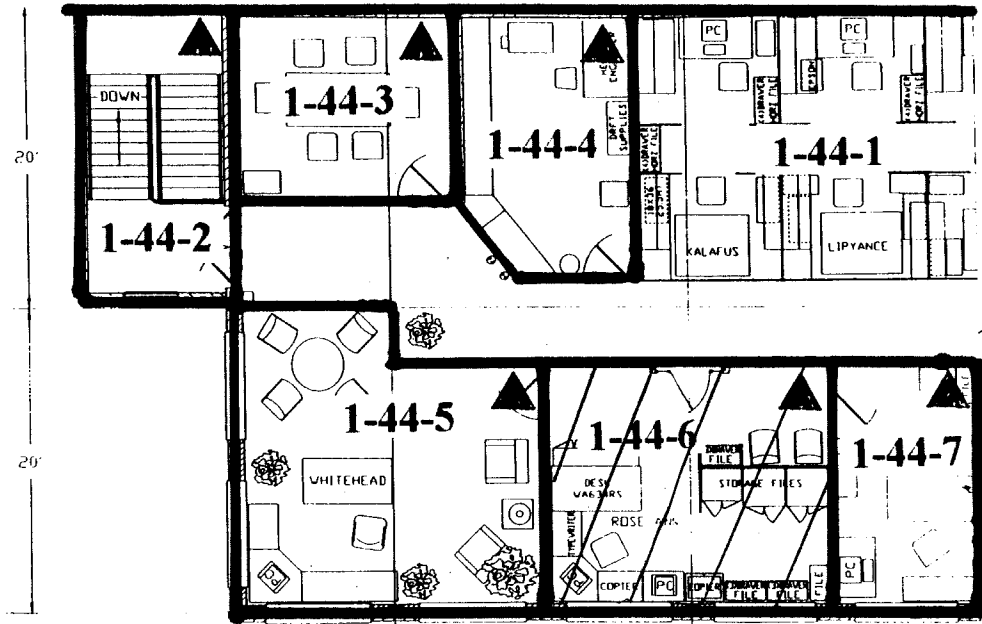
Alpha activity action level (DPM): 20.00
 Beta activity action level (DPM): 200.00
 Certainty level for MDA and flags: 95.00%
 High Voltage Setting: 1440
 Application Revision: 3
 Application Version: Standard

Alpha efficiency log file: th230ab Alpha Efficiency: 33.96% Alpha to Beta Crosstalk: 24.36% Alpha Background (CPM): 0.335714286 Alpha Correction Factor: 1.000			
Beta efficiency log file: tc99ab Beta Efficiency: 37.60% Beta into Alpha Crosstalk: 0.17% Beta Background (CPM): 1.678571429 Beta Correction Factor: 1.000			
Count time (min)	Alpha CPM	Beta CPM	Completion Date - Time
2.00	-0.336	1.82	8/21/95 8:07
2.00	1.164	0.82	8/21/95 8:10


Batch ID: BLAIRSVILLE 1-44-6

Carrier	Alpha Activity				Beta Activity			
	DPM	σ	flags	MDA	DPM	σ	flags	MDA
42	-0.989	1.48	<MDA	7.98	4.84	3.53	<AL	11.67
43	3.429	2.56	<AL	7.98	2.18	2.99	<MDA	11.67

UNIT: 1-44-6
 SN: 01341
 DATE: 3-28-95
 BY: CV/VT/LWS



NOTE: ▲ DESIGNATES NORTHERN MOST WEST CORNER (0, 0 Reference point)

DES DFTM	ANDERSON	6-24-83	 Westinghouse Electric Corporation SPECIALTY METALS PLANT BLAIRSVILLE, PA USA
DFTM			
ENGR			TITLE
DES ENG			MAIN BLDG. LAYOUT
MFG ENG			2nd FLR. - SOUTH
DA ENG			SCALE 25=12
APP			SHT 1 OF 1 SHTS
			DWG. NO. 5516D40
			REV 03

C B A DVR 86

Blairsville Point Survey Form #003

Survey Serial #:	01-342
Survey Section:	1
Survey Unit:	49
Survey Sub-unit:	3

Alpha Survey Instruments				
Inst. S/N	Inst. Code	Eff. %	Corr. Fac.	Bkg. CPM
1517	7	19.7	5.08	3


Beta Survey Instruments				
Inst. S/N	Inst. Code	Eff. %	Corr. Fac.	Bkg. CPM
1595	12	32.4	3.09	207

Gamma or Beta/Gamma Instruments			
Inst. S/N	Inst. Code	Bkg.	Detection Type

Classification:	4
Survey Type:	UPPER
Survey Date:	3/28/95
Count Date:	8/21/95

Alpha Counting Instruments				
Inst. S/N	Inst. Code	Eff. %	Corr. Fac.	Bkg. CPM
13295	2	33.96	2.94	0.34

Beta Counting Instruments				
Inst. S/N	Inst. Code	Eff. %	Corr. Fac.	Bkg. CPM
13295	3	37.6	2.66	1.68

Surveyor:	V.TAYLOR/C.VERGARI
Signature:	

Surface Description	Coordinates		Gamma at 1m	Gamma Inst.	Beta/Gamma Contact	Beta/Gamma	Contact Gross 1 min. Count	Alpha Inst.	Contact Gross 1 min. Count	Beta Inst.	Scan Contact Gross CPM		Removable DPM/100 cm2	Alpha Count	Removable DPM/100 cm2	Beta Count	Comments
	X	Y	uR/hr	Code	mR/hr	Code	Alpha	Beta	Code	Max Beta	Avg Beta	Alpha	Beta	Code			
CEILING	2	-2	N/A	N/A	N/A	N/A	0	7	270	12	362	240	-0.99	2	0.85	3	PAINTED STEEL
CEILING	2	-4	N/A	N/A	N/A	N/A	1	7	246	12	402	250	0.48	2	-1.80	3	PAINTED STEEL
CEILING	4	-4	N/A	N/A	N/A	N/A	2	7	244	12	367	250	1.96	2	-0.47	3	PAINTED STEEL
CEILING	2	-4	N/A	N/A	N/A	N/A	5	7	280	12	376	230	-0.99	2	-3.13	3	PAINTED STEEL
CEILING	6	-2	N/A	N/A	N/A	N/A	1	7	246	12	352	230	1.96	2	2.18	3	PAINTED STEEL
CEILING	6	-4	N/A	N/A	N/A	N/A	3	7	275	12	373	240	0.48	2	3.51	3	PAINTED STEEL
CEILING	8	-4	N/A	N/A	N/A	N/A	0	7	259	12	365	220	-0.99	2	0.85	3	PAINTED STEEL
CEILING	8	-2	N/A	N/A	N/A	N/A	2	7	246	12	395	230	1.96	2	2.18	3	PAINTED STEEL

LB5100-W Low Background Counting System -- Smear Analysis

Date: 8/22/95
 Counting Unit id: 1
 Data file name: C:\LBXL\UNIT1\B01-342.XLD
 Batch Ended: 8/21/95 8:27
 Crosstalk Correction: Not Applied

Alpha activity action level (DPM): 20.00
 Beta activity action level (DPM): 200.00
 Certainty level for MDA and flags: 95.00%
 High Voltage Setting: 1440

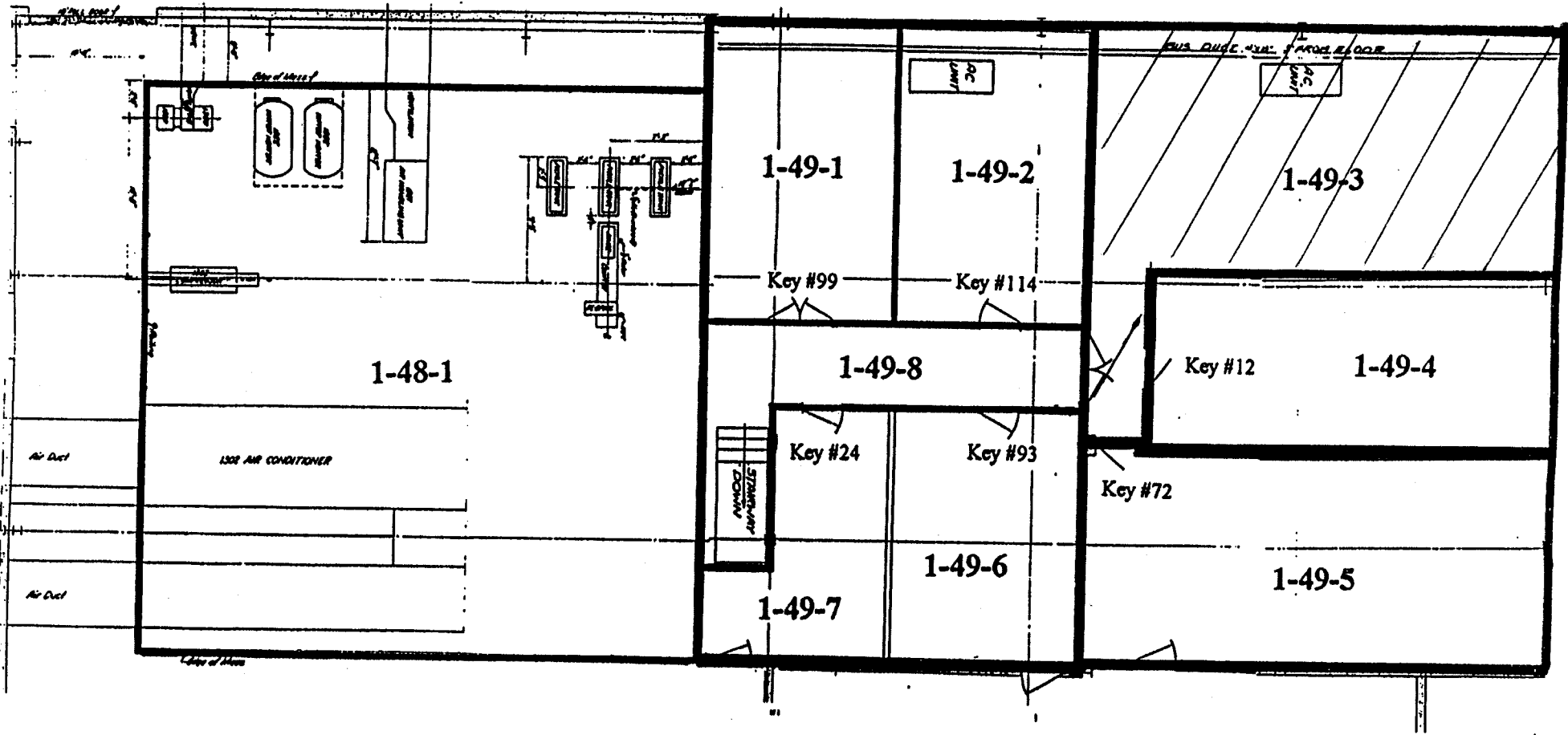
Application Revision: 3
 Application Version: Standard

Batch ID: BLAIRSVILLE 1-49-3

Alpha efficiency log file: th230ab			
Alpha Efficiency: 33.96%			
Alpha to Beta Crosstalk: 24.36%			
Alpha Background (CPM): 0.335714286			
Alpha Correction Factor: 1.000			
Beta efficiency log file: tc99ab			
Beta Efficiency: 37.60%			
Beta into Alpha Crosstalk: 0.17%			
Beta Background (CPM): 1.678571429			
Beta Correction Factor: 1.000			
Count time (min)	Alpha CPM	Beta CPM	Completion Date - Time
2.00	-0.336	0.32	8/21/95 8:12
2.00	0.164	-0.68	8/21/95 8:14
2.00	0.664	-0.18	8/21/95 8:16
2.00	-0.336	-1.18	8/21/95 8:18
2.00	0.664	0.82	8/21/95 8:21
2.00	0.164	1.32	8/21/95 8:23
2.00	-0.336	0.32	8/21/95 8:25
2.00	0.664	0.82	8/21/95 8:27

Carrier	Alpha Activity				Beta Activity			
	DPM	σ	flags	MDA	DPM	σ	flags	MDA
44	-0.989	1.48	<MDA	7.98	0.85	2.68	<MDA	11.67
45	0.484	1.48	<MDA	7.98	-1.80	1.90	<MDA	11.67
46	1.956	2.09	<MDA	7.98	-0.47	2.32	<MDA	11.67
47	-0.989	1.48	<MDA	7.98	-3.13	1.36	<MDA	11.67
48	1.956	2.09	<MDA	7.98	2.18	2.99	<MDA	11.67
49	0.484	1.48	<MDA	7.98	3.51	3.27	<MDA	11.67
50	-0.989	1.48	<MDA	7.98	0.85	2.68	<MDA	11.67
51	1.956	2.09	<MDA	7.98	2.18	2.99	<MDA	11.67

UNIT: 1-49-3
SN: 01342
DATE: 3-28-95
BY: CV/VT



Blairsville Point Survey Form #003

Survey Serial #:	01-343
Survey Section:	1
Survey Unit:	49
Survey Sub-unit:	4

Alpha Survey Instruments				
Inst. S/N	Inst. Code	Eff. %	Corr. Fac.	Bkg. CPM
1517	7	19.7	5.08	6

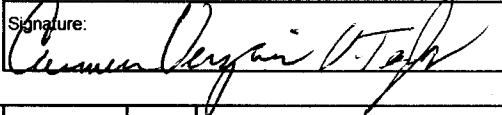
Beta Survey Instruments				
Inst. S/N	Inst. Code	Eff. %	Corr. Fac.	Bkg. CPM
1595	12	32.4	3.09	201

Gamma or Beta/Gamma Instruments			
Inst. S/N	Inst. Code	Bkg.	Detection Type
234	23	4	Gamma
5245	18	0.01	Beta / Gamma

Classification:	4
Survey Type:	LOWER
Survey Date:	3/29/95
Count Date:	8/21/95

Alpha Counting Instruments				
Inst. S/N	Inst. Code	Eff. %	Corr. Fac.	Bkg. CPM
13295	2	33.96	2.94	0.34

Beta Counting Instruments				
Inst. S/N	Inst. Code	Eff. %	Corr. Fac.	Bkg. CPM
13295	3	37.6	2.66	1.68

Surveyor:	V.TAYLOR/C.VERGARI
Signature:	

Surface Description	Coordinates		Gamma at 1m	Gamma Inst.	Beta/Gamma Contact	Beta/Gamma Code	Contact Gross 1 min. Count	Alpha Inst.	Contact Gross 1 min. Count	Beta Inst.	Scan Contact Gross CPM		Removable DPM/100 cm2	Alpha Count	Removable DPM/100 cm2	Beta Count	Comments
	X	Y	uR/hr	Code	mR/hr	Code	Alpha	Code	Beta	Code	Max Beta	Avg Beta	Alpha	Code	Beta	Code	
FLOOR	2	-1	5	23	0.02	18	1	7	319	12	440	310	-0.99	2	-4.46	3	CONCRETE
FLOOR	4	-1	5	23	0.01	18	3	7	313	12	456	300	0.48	2	-1.80	3	CONCRETE
FLOOR	6	-1	4	23	0.01	18	5	7	332	12	417	290	-0.99	2	-0.47	3	CONCRETE
FLOOR	8	-1	5	23	0.02	18	2	7	339	12	424	320	-0.99	2	-0.47	3	CONCRETE
FLOOR	5	-2	4	23	0.01	18	0	7	339	12	408	280	3.43	2	3.51	3	CONCRETE
FLOOR	6	-2	5	23	0.02	18	2	7	323	12	392	310	-0.99	2	2.18	3	CONCRETE
FLOOR	8	-2	5	23	0.02	18	0	7	334	12	356	250	0.48	2	-3.13	3	CONCRETE
FLOOR	1	-3	5	23	0.02	18	0	7	314	12	480	270	1.96	2	-3.13	3	CONCRETE
FLOOR	3	-3	4	23	0.01	18	0	7	396	12	443	330	0.48	2	2.18	3	CONCRETE
FLOOR	5	-3	4	23	0.01	18	3	7	330	12	344	250	-0.99	2	2.18	3	CONCRETE
FLOOR	6	-3	4	23	0.01	18	0	7	334	12	386	270	-0.99	2	-0.47	3	CONCRETE
FLOOR	8	-3	4	23	0.01	18	1	7	320	12	442	290	1.96	2	0.85	3	CONCRETE
WEST WALL	1.3	0.5	N/A	N/A	N/A	N/A	1	7	303	12	366	290	-0.99	2	-4.46	3	PAINTED BLOCK
WEST WALL	3	1	N/A	N/A	N/A	N/A	1	7	325	12	438	300	-0.99	2	-0.47	3	PAINTED BLOCK

LB5100-W Low Background Counting System -- Smear Analysis

Date: 8/22/95
 Counting Unit id: 1
 Data file name: C:\LBXL\UNIT1\B01-343.XLD
 Batch Ended: 8/22/95 10:37
 Crosstalk Correction: Not Applied

Alpha activity action level (DPM): 20.00
 Beta activity action level (DPM): 200.00
 Certainty level for MDA and flags: 95.00%
 High Voltage Setting: 1440

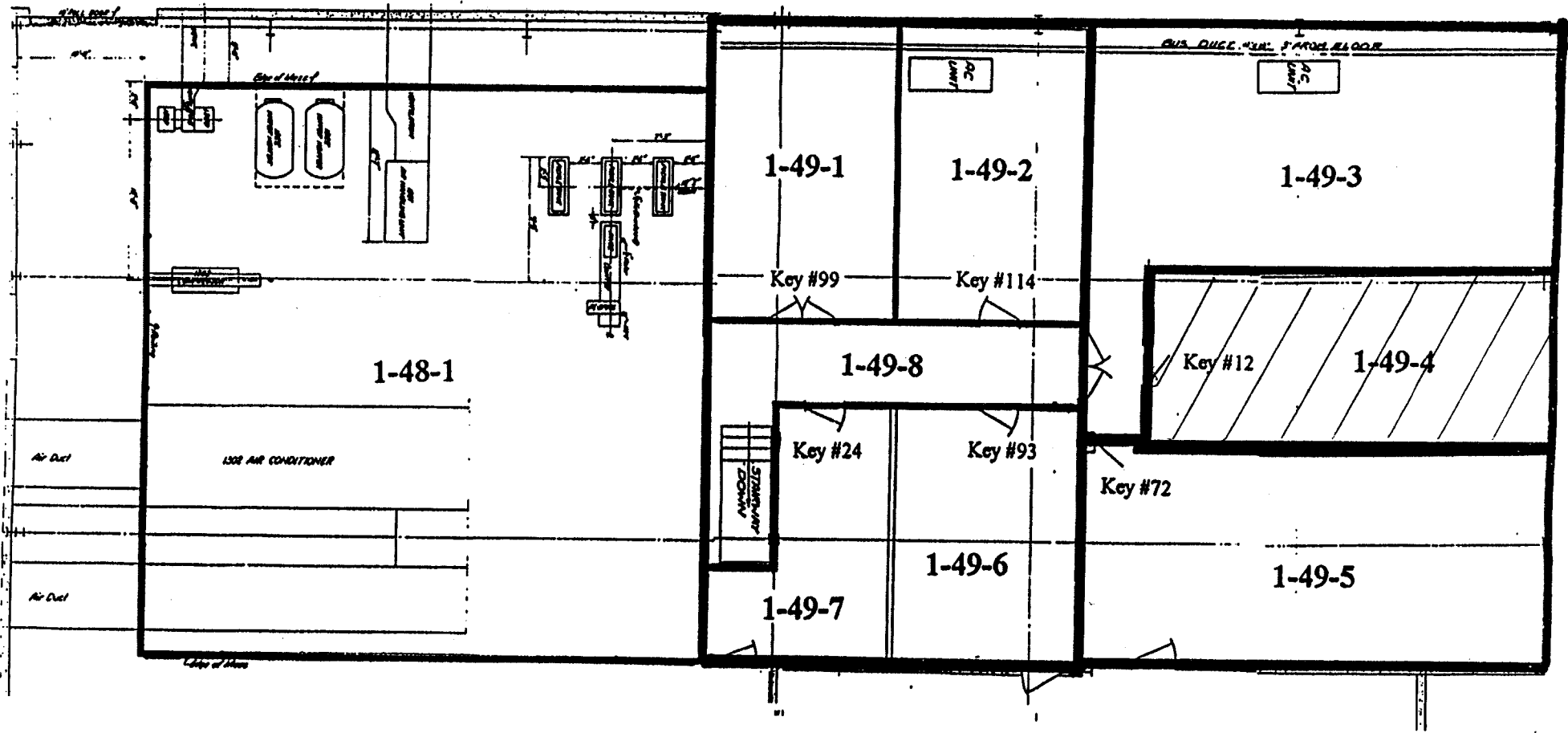
Application Revision: 3
 Application Version: Standard

Batch ID: BLAIRSVILLE 01-49-4

Alpha efficiency log file: th230ab Alpha Efficiency: 33.96% Alpha to Beta Crosstalk: 24.36% Alpha Background (CPM): 0.335714286 Alpha Correction Factor: 1.000			
Beta efficiency log file: tc99ab Beta Efficiency: 37.60% Beta into Alpha Crosstalk: 0.17% Beta Background (CPM): 1.678571429 Beta Correction Factor: 1.000			
Count time (min)	Alpha CPM	Beta CPM	Completion Date - Time
2.00	-0.336	-1.68	8/22/95 10:08
2.00	0.164	-0.68	8/22/95 10:11
2.00	-0.336	-0.18	8/22/95 10:13
2.00	-0.336	-0.18	8/22/95 10:15
2.00	1.164	1.32	8/22/95 10:17
2.00	-0.336	0.82	8/22/95 10:19
2.00	0.164	-1.18	8/22/95 10:22
2.00	0.664	-1.18	8/22/95 10:24
2.00	0.164	0.82	8/22/95 10:26
2.00	-0.336	0.82	8/22/95 10:28
2.00	-0.336	-0.18	8/22/95 10:30
2.00	0.664	0.32	8/22/95 10:33
2.00	-0.336	-1.68	8/22/95 10:35
2.00	-0.336	-0.18	8/22/95 10:37

Carrier	Alpha Activity				Beta Activity			
	DPM	σ	flags	MDA	DPM	σ	flags	MDA
1	-0.989	1.48	<MDA	7.98	-4.46	1.36	<MDA	11.67
2	0.484	1.48	<MDA	7.98	-1.80	1.90	<MDA	11.67
3	-0.989	1.48	<MDA	7.98	-0.47	2.32	<MDA	11.67
4	-0.989	1.48	<MDA	7.98	-0.47	2.32	<MDA	11.67
5	3.429	2.56	<AL	7.98	3.51	3.27	<MDA	11.67
6	-0.989	1.48	<MDA	7.98	2.18	2.99	<MDA	11.67
7	0.484	1.48	<MDA	7.98	-3.13	1.36	<MDA	11.67
8	1.956	2.09	<MDA	7.98	-3.13	1.36	<MDA	11.67
9	0.484	1.48	<MDA	7.98	2.18	2.99	<MDA	11.67
10	-0.989	1.48	<MDA	7.98	2.18	2.99	<MDA	11.67
11	-0.989	1.48	<MDA	7.98	-0.47	2.32	<MDA	11.67
12	1.956	2.09	<MDA	7.98	0.85	2.68	<MDA	11.67
13	-0.989	1.48	<MDA	7.98	-4.46	1.36	<MDA	11.67
14	-0.989	1.48	<MDA	7.98	-0.47	2.32	<MDA	11.67

UNIT: 1-49-4
SN: 01343
DATE: 3-29-95
BY: CV/VT



Blairsville Point Survey Form #003

Survey Serial #:	01-344
------------------	--------

Survey Section:	1
-----------------	---

Survey Unit:	49
--------------	----

Survey Sub-unit:	5
------------------	---

Classification:	4
-----------------	---

Survey Type:	LOWER
--------------	-------

Survey Date:	3/29/95
--------------	---------

Count Date:	8/21/95
-------------	---------


Alpha Survey Instruments				
Inst. S/N	Inst. Code	Eff. %	Corr. Fac.	Bkg. CPM
1510	6	20.8	4.81	1

Beta Survey Instruments				
Inst. S/N	Inst. Code	Eff. %	Corr. Fac.	Bkg. CPM
1593	11	36.3	2.75	248

Gamma or Beta/Gamma Instruments			
Inst. S/N	Inst. Code	Bkg.	Detection Type
234	23	4	Gamma
5245	18	0.02	Beta / Gamma

Alpha Counting Instruments				
Inst. S/N	Inst. Code	Eff. %	Corr. Fac.	Bkg. CPM
13295	2	33.96	2.94	0.34

Beta Counting Instruments				
Inst. S/N	Inst. Code	Eff. %	Corr. Fac.	Bkg. CPM
13295	3	37.6	2.66	1.68

Supervisor: V. TAYLOR/C. VERGARI
 Signature: 

Surface Description	Coordinates		Gamma at 1m	Gamma Inst.	Beta/Gamma Contact	Beta/Gamma Code	Contact Gross 1 min. Count	Alpha Inst.	Contact Gross 1 min. Count	Beta Inst.	Scan Contact Gross CPM		Removable DPM/100 cm2	Alpha Count	Removable DPM/100 cm2	Beta Count	Comments
	X	Y	uR/hr	Code	mR/hr	Code	Alpha	Code	Beta	Code	Max Beta	Avg Beta	Alpha	Code	Beta	Code	
FLOOR	2	-1.5	3	23	0.02	18	3	6	230	11	341	240	0.48	2	0.85	3	CONCRETE
FLOOR	4	-1.5	4	23	0.02	18	5	6	261	11	339	250	0.48	2	0.85	3	CONCRETE
FLOOR	6	-1.5	4	23	0.01	18	3	6	300	11	478	280	-0.99	2	-3.13	3	CONCRETE
FLOOR	8	-1.5	5	23	0.01	18	3	6	265	11	356	270	1.96	2	-0.47	3	CONCRETE
FLOOR	9	-0.5	5	23	0.02	18	3	6	276	11	313	230	0.48	2	3.51	3	CONCRETE
FLOOR	10	-1.5	4	23	0.01	18	4	6	295	11	346	260	-0.99	2	-0.47	3	CONCRETE
FLOOR	9	-2.5	4	23	0.01	18	4	6	285	11	357	240	0.48	2	0.85	3	CONCRETE
FLOOR	2	-3.5	3	23	0.01	18	3	6	259	11	343	240	-0.99	2	2.18	3	CONCRETE
FLOOR	4	-3.5	3	23	0.01	18	0	6	259	11	317	230	-0.99	2	-0.47	3	CONCRETE
FLOOR	6	-3.5	3	23	0.01	18	3	6	289	11	392	300	-0.99	2	0.85	3	CONCRETE
FLOOR	8	-3.5	3	23	0.02	18	5	6	299	11	384	310	1.96	2	-0.47	3	CONCRETE
FLOOR	9	-3.5	4	23	0.01	18	3	6	272	11	348	240	-0.99	2	0.85	3	CONCRETE
WEST WALL	1	1	N/A	N/A	N/A	N/A	5	6	259	11	327	250	-0.99	2	-0.47	3	PAINTED BLOCK
WEST WALL	3.5	0.5	N/A	N/A	N/A	N/A	0	6	292	11	376	270	-0.99	2	-1.80	3	PAINTED BLOCK
NORTH WALL	5	1	N/A	N/A	N/A	N/A	2	6	244	11	298	250	0.48	2	0.85	3	PAINTED BLOCK
NORTH WALL	9.8	0.5	N/A	N/A	N/A	N/A	4	6	286	11	377	250	-0.99	2	-1.80	3	PAINTED BLOCK
NORTH WALL	6.5	1	N/A	N/A	N/A	N/A	0	6	254	11	329	260	-0.99	2	-1.80	3	PAINTED BLOCK

LB5100-W Low Background Counting System – Smear Analysis

Date: 8/22/95
 Counting Unit id: 1
 Data file name: C:\LBXL\UNIT1\B01-344.XLD
 Batch Ended: 8/21/95 10:31
 Crosstalk Correction: Not Applied

Alpha activity action level (DPM): 20.00
 Beta activity action level (DPM): 200.00
 Certainty level for MDA and flags: 95.00%
 High Voltage Setting: 1440

Application Revision: 3
 Application Version: Standard

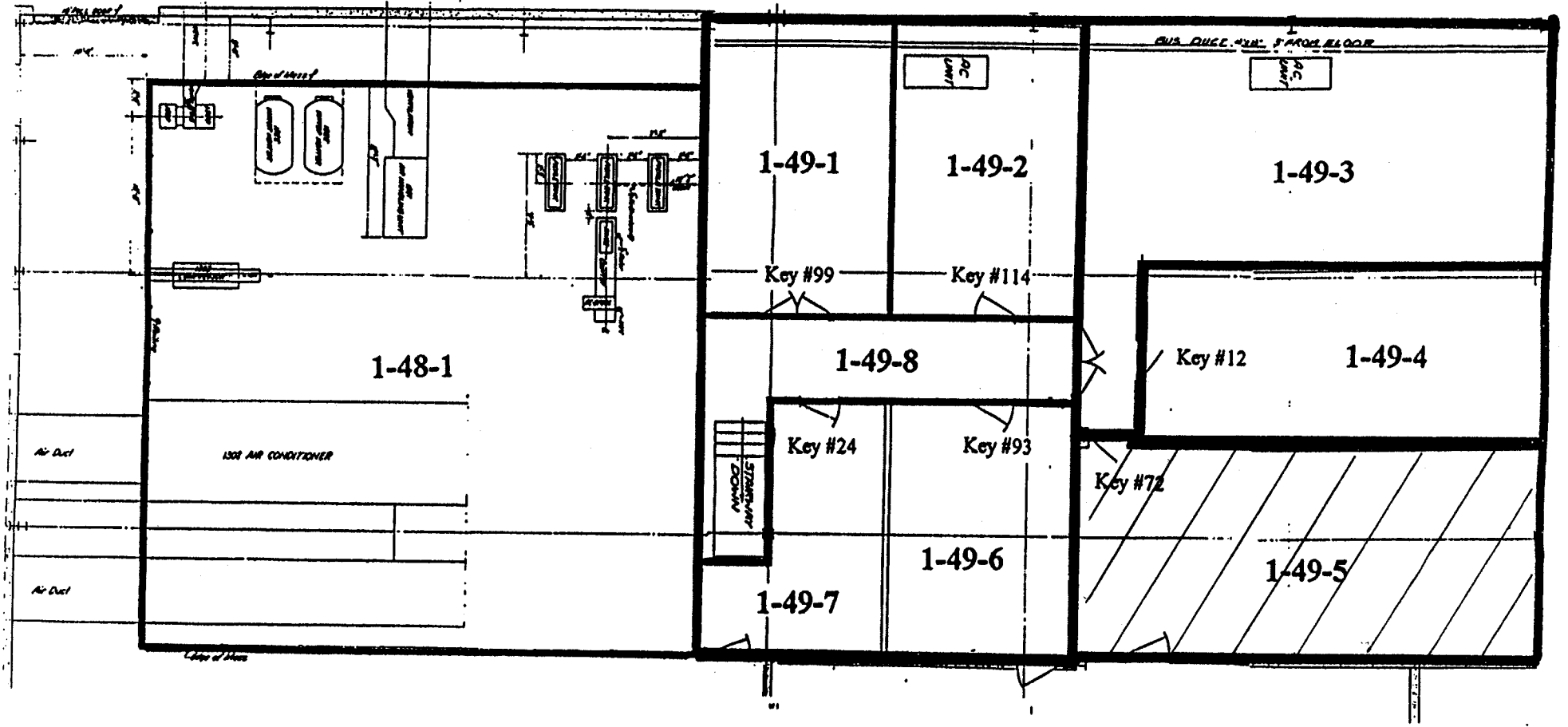
Alpha efficiency log file: th230ab
 Alpha Efficiency: 33.96%
 Alpha to Beta Crosstalk: 24.36%
 Alpha Background (CPM): 0.335714286
 Alpha Correction Factor: 1.000

Beta efficiency log file: tc99ab
 Beta Efficiency: 37.60%
 Beta into Alpha Crosstalk: 0.17%
 Beta Background (CPM): 1.678571429
 Beta Correction Factor: 1.000

Batch ID: BLAIRSVILLE 1-49-5

Carrier	Alpha Activity				Beta Activity				Count time (min)	Alpha CPM	Beta CPM	Completion Date - Time
	DPM	σ	flags	MDA	DPM	σ	flags	MDA				
23	0.484	1.48	<MDA	7.98	0.85	2.68	<MDA	11.67	2.00	0.164	0.32	8/21/95 9:56
22	0.484	1.48	<MDA	7.98	0.85	2.68	<MDA	11.67	2.00	0.164	0.32	8/21/95 9:58
21	-0.989	1.48	<MDA	7.98	-3.13	1.36	<MDA	11.67	2.00	-0.336	-1.18	8/21/95 10:00
20	1.956	2.09	<MDA	7.98	-0.47	2.32	<MDA	11.67	2.00	0.664	-0.18	8/21/95 10:02
19	0.484	1.48	<MDA	7.98	3.51	3.27	<MDA	11.67	2.00	0.164	1.32	8/21/95 10:04
18	-0.989	1.48	<MDA	7.98	-0.47	2.32	<MDA	11.67	2.00	-0.336	-0.18	8/21/95 10:07
17	0.484	1.48	<MDA	7.98	0.85	2.68	<MDA	11.67	2.00	0.164	0.32	8/21/95 10:09
16	-0.989	1.48	<MDA	7.98	2.18	2.99	<MDA	11.67	2.00	-0.336	0.82	8/21/95 10:11
14	-0.989	1.48	<MDA	7.98	-0.47	2.32	<MDA	11.67	2.00	-0.336	-0.18	8/21/95 10:13
13	-0.989	1.48	<MDA	7.98	0.85	2.68	<MDA	11.67	2.00	-0.336	0.32	8/21/95 10:15
12	1.956	2.09	<MDA	7.98	-0.47	2.32	<MDA	11.67	2.00	0.664	-0.18	8/21/95 10:18
11	-0.989	1.48	<MDA	7.98	0.85	2.68	<MDA	11.67	2.00	-0.336	0.32	8/21/95 10:20
10	-0.989	1.48	<MDA	7.98	-0.47	2.32	<MDA	11.67	2.00	-0.336	-0.18	8/21/95 10:22
15	-0.989	1.48	<MDA	7.98	-1.80	1.90	<MDA	11.67	2.00	-0.336	-0.68	8/21/95 10:24
9	0.484	1.48	<MDA	7.98	0.85	2.68	<MDA	11.67	2.00	0.164	0.32	8/21/95 10:26
8	-0.989	1.48	<MDA	7.98	-1.80	1.90	<MDA	11.67	2.00	-0.336	-0.68	8/21/95 10:29
7	-0.989	1.48	<MDA	7.98	-1.80	1.90	<MDA	11.67	2.00	-0.336	-0.68	8/21/95 10:31

UNIT: 1-49-5
SN: 01-344
DATE: 3-29-95
BY: CV/VT



Blairsville Point Survey Form #003

Survey Serial #:	01-345
Survey Section:	1
Survey Unit:	17
Survey Sub-unit:	1

Alpha Survey Instruments				
Inst. S/N	Inst. Code	Eff. %	Corr. Fac.	Bkg. CPM
1517	7	19.7	5.08	1


Beta Survey Instruments				
Inst. S/N	Inst. Code	Eff. %	Corr. Fac.	Bkg. CPM
1595	12	32.4	3.09	261

Gamma or Beta/Gamma Instruments			
Inst. S/N	Inst. Code	Bkg.	Detection Type

Classification:	4
Survey Type:	UPPER

Alpha Counting Instruments				
Inst. S/N	Inst. Code	Eff. %	Corr. Fac.	Bkg. CPM
13295	2	33.96	2.94	0.34

Beta Counting Instruments				
Inst. S/N	Inst. Code	Eff. %	Corr. Fac.	Bkg. CPM
13295	3	37.6	2.66	1.68

Surveyor:	V.TAYLOR/C.VERGARI
Signature:	

Surface Description	Coordinates		Gamma at 1m	Gamma Inst.	Beta/Gamma Contact	Beta/Gamma Code	Contact Gross 1 min. Count	Alpha Inst. Code	Contact Gross 1 min. Count	Beta Inst. Code	Scan Contact Gross CPM		Removable DPM/100 cm2	Alpha Count	Removable DPM/100 cm2	Beta Count	Comments
	X	Y	uR/hr	Code	mR/hr	Code	Alpha	Beta	Code	Code	Max Beta	Avg Beta	Alpha	Beta	Code		
	CEILING	6	-4	N/A	N/A	N/A	N/A	2	7	272	12	405	250	-0.99	2	2.18	
CEILING	6	-8	N/A	N/A	N/A	N/A	0	7	271	12	357	240	-0.99	2	-0.47	3	PAINTED STEEL
CEILING	6	-10	N/A	N/A	N/A	N/A	0	7	293	12	343	260	0.48	2	0.85	3	PAINTED STEEL
CEILING	6	-14	N/A	N/A	N/A	N/A	2	7	266	12	364	250	4.90	2	-1.80	3	PAINTED STEEL
CEILING	3	-22	N/A	N/A	N/A	N/A	2	7	254	12	332	240	-0.99	2	8.83	3	PAINTED STEEL
CEILING	2	-28	N/A	N/A	N/A	N/A	0	7	291	12	378	240	-0.99	2	-1.80	3	PAINTED STEEL
CEILING	-1	-28	N/A	N/A	N/A	N/A	0	7	245	12	387	250	1.96	2	-1.80	3	PAINTED STEEL
CEILING	7	-22	N/A	N/A	N/A	N/A	1	7	256	12	483	240	-0.99	2	-0.47	3	PAINTED STEEL
CEILING	8	-10	N/A	N/A	N/A	N/A	3	7	272	12	320	260	-0.99	2	0.85	3	PAINTED STEEL
CEILING	8	-4	N/A	N/A	N/A	N/A	0	7	271	12	408	250	-0.99	2	-0.47	3	PAINTED STEEL
CEILING	10	-8	N/A	N/A	N/A	N/A	1	7	278	12	328	240	1.96	2	3.51	3	PAINTED STEEL
CEILING	10	-10	N/A	N/A	N/A	N/A	2	7	249	12	351	260	0.48	2	-3.13	3	PAINTED STEEL
CEILING	10	-14	N/A	N/A	N/A	N/A	0	7	260	12	384	250	1.96	2	6.17	3	PAINTED STEEL
CEILING	12	-14	N/A	N/A	N/A	N/A	1	7	280	12	329	240	-0.99	2	-3.13	3	PAINTED STEEL
SOUTH WALL	10	4	N/A	N/A	N/A	N/A	1	7	277	12	326	250	-0.99	2	-0.47	3	PAINTED BLOCK
SOUTH WALL	10	6	N/A	N/A	N/A	N/A	0	7	294	12	371	250	0.48	2	4.84	3	PAINTED BLOCK
SOUTH WALL	13	3	N/A	N/A	N/A	N/A	3	7	287	12	385	260	-0.99	2	0.85	3	PAINTED BLOCK
SOUTH WALL	13	5	N/A	N/A	N/A	N/A	1	7	259	12	409	240	-0.99	2	3.51	3	PAINTED BLOCK
NORTH WALL	2	3	N/A	N/A	N/A	N/A	3	7	287	12	361	260	-0.99	2	-0.47	3	PAINTED BLOCK
NORTH WALL	2	4.5	N/A	N/A	N/A	N/A	2	7	247	12	368	240	-0.99	2	-4.46	3	PAINTED BLOCK

LB5100-W Low Background Counting System -- Smear Analysis

Date: 8/22/95
 Counting Unit id: 1
 Data file name: C:\LBXL\UNIT1\B01-345.XLD
 Batch Ended: 8/21/95 9:53
 Crosstalk Correction: Not Applied

Alpha activity action level (DPM): 20.00
 Beta activity action level (DPM): 200.00
 Certainty level for MDA and flags: 95.00%
 High Voltage Setting: 1440

Application Revision: 3
 Application Version: Standard

Alpha efficiency log file: th230ab
 Alpha Efficiency: 33.96%
 Alpha to Beta Crosstalk: 24.36%
 Alpha Background (CPM): 0.335714286
 Alpha Correction Factor: 1.000

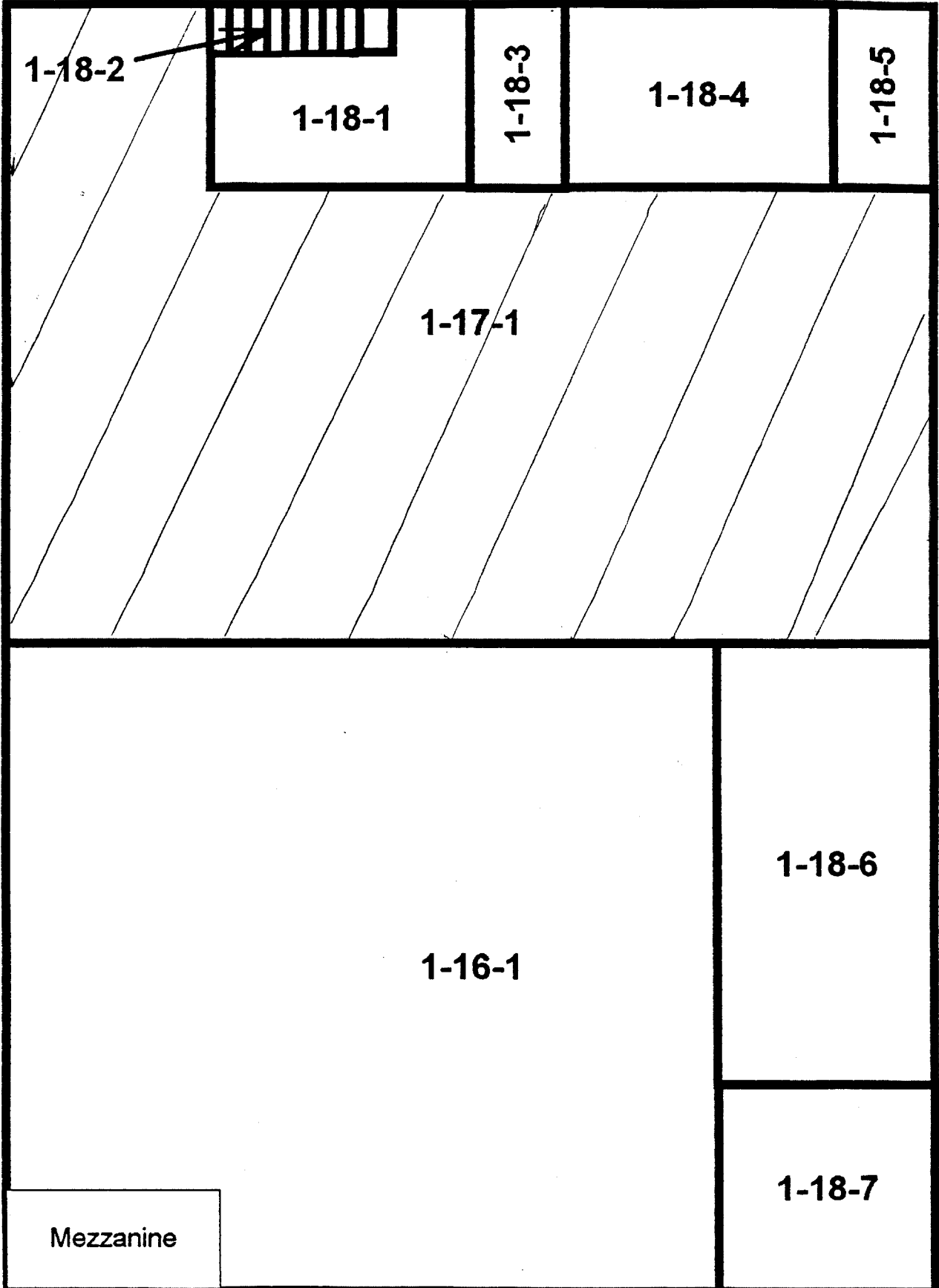
Beta efficiency log file: tc99ab
 Beta Efficiency: 37.60%
 Beta into Alpha Crosstalk: 0.17%
 Beta Background (CPM): 1.678571429
 Beta Correction Factor: 1.000

Batch ID: BLAIRSVILLE 1-17-1

Carrier	Alpha Activity				Beta Activity				Count time (min)	Alpha CPM	Beta CPM	Completion Date - Time
	DPM	σ	flags	MDA	DPM	σ	flags	MDA				
66	-0.989	1.48	<MDA	7.98	2.18	2.99	<MDA	11.67	2.00	-0.336	0.82	8/21/95 9:12
67	-0.989	1.48	<MDA	7.98	-0.47	2.32	<MDA	11.67	2.00	-0.336	-0.18	8/21/95 9:14
68	0.484	1.48	<MDA	7.98	0.85	2.68	<MDA	11.67	2.00	0.164	0.32	8/21/95 9:16
69	4.901	2.95	<AL	7.98	-1.80	1.90	<MDA	11.67	2.00	1.664	-0.68	8/21/95 9:18
70	-0.989	1.48	<MDA	7.98	8.83	4.22	<AL	11.67	2.00	-0.336	3.32	8/21/95 9:20
71	-0.989	1.48	<MDA	7.98	-1.80	1.90	<MDA	11.67	2.00	-0.336	-0.68	8/21/95 9:23
72	1.956	2.09	<MDA	7.98	-1.80	1.90	<MDA	11.67	2.00	0.664	-0.68	8/21/95 9:25
73	-0.989	1.48	<MDA	7.98	-0.47	2.32	<MDA	11.67	2.00	-0.336	-0.18	8/21/95 9:27
74	-0.989	1.48	<MDA	7.98	0.85	2.68	<MDA	11.67	2.00	-0.336	0.32	8/21/95 9:29
75	-0.989	1.48	<MDA	7.98	-0.47	2.32	<MDA	11.67	2.00	-0.336	-0.18	8/21/95 9:31
76	1.956	2.09	<MDA	7.98	3.51	3.27	<MDA	11.67	2.00	0.664	1.32	8/21/95 9:33
77	0.484	1.48	<MDA	7.98	-3.13	1.36	<MDA	11.67	2.00	0.164	-1.18	8/21/95 9:36
78	1.956	2.09	<MDA	7.98	6.17	3.77	<AL	11.67	2.00	0.664	2.32	8/21/95 9:38
79	-0.989	1.48	<MDA	7.98	-3.13	1.36	<MDA	11.67	2.00	-0.336	-1.18	8/21/95 9:40
80	-0.989	1.48	<MDA	7.98	-0.47	2.32	<MDA	11.67	2.00	-0.336	-0.18	8/21/95 9:42
81	0.484	1.48	<MDA	7.98	4.84	3.53	<AL	11.67	2.00	0.164	1.82	8/21/95 9:45
82	-0.989	1.48	<MDA	7.98	0.85	2.68	<MDA	11.67	2.00	-0.336	0.32	8/21/95 9:47
83	-0.989	1.48	<MDA	7.98	3.51	3.27	<MDA	11.67	2.00	-0.336	1.32	8/21/95 9:49
84	-0.989	1.48	<MDA	7.98	-0.47	2.32	<MDA	11.67	2.00	-0.336	-0.18	8/21/95 9:51
85	-0.989	1.48	<MDA	7.98	-4.46	1.36	<MDA	11.67	2.00	-0.336	-1.68	8/21/95 9:53

UNIT: 1-17-1
SN: 01345
DATE: 3-30-95
BY: CV/VT

Units 1-16, 1-17, 1-18



Blairsville Point Survey Form #003

Survey Serial #:	01-346
Survey Section:	1
Survey Unit:	17
Survey Sub-unit:	1

Alpha Survey Instruments				
Inst. S/N	Inst. Code	Eff. %	Corr. Fac.	Bkg. CPM
1517	7	19.7	5.08	3


Beta Survey Instruments				
Inst. S/N	Inst. Code	Eff. %	Corr. Fac.	Bkg. CPM
1595	12	32.4	3.09	258

Gamma or Beta/Gamma Instruments			
Inst. S/N	Inst. Code	Bkg.	Detection Type

Classification:	4
Survey Type:	UPPER

Alpha Counting Instruments				
Inst. S/N	Inst. Code	Eff. %	Corr. Fac.	Bkg. CPM
13295	2	33.96	2.94	0.34

Beta Counting Instruments				
Inst. S/N	Inst. Code	Eff. %	Corr. Fac.	Bkg. CPM
13295	3	37.6	2.66	1.68

Supervisor:	V.TAYLOR/C.VERGARI
Signature:	

Surface Description	Coordinates		Gamma at 1m	Gamma Inst.	Beta/Gamma Contact	Beta/Gamma	Contact Gross 1 min. Count	Alpha Inst.	Contact Gross 1 min. Count	Beta Inst.	Scan Contact Gross CPM		Removable DPM/100 cm2	Alpha Count	Removable DPM/100 cm2	Beta Count	Comments
	X	Y	uR/hr	Code	mR/hr	Code	Alpha	Beta	Code	Code	Max Beta	Avg Beta	Alpha	Code	Beta	Code	
NORTH WALL	4	3	N/A	N/A	N/A	N/A	4	7	304	12	356	260	0.48	2	3.51	3	PAINTED BLOCK
NORTH WALL	8	3	N/A	N/A	N/A	N/A	6	7	352	12	462	270	0.48	2	0.85	3	PAINTED BLOCK
NORTH WALL	12	3	N/A	N/A	N/A	N/A	5	7	337	12	344	280	1.96	2	-1.80	3	PAINTED BLOCK
NORTH WALL 2	2	4	N/A	N/A	N/A	N/A	5	7	270	12	317	250	-0.99	2	-1.80	3	PAINTED BLOCK
NORTH WALL 2	4	3	N/A	N/A	N/A	N/A	3	7	459	12	459	340	0.48	2	0.85	3	PAINTED BLOCK
WEST WALL	4	3	N/A	N/A	N/A	N/A	6	7	273	12	356	270	0.48	2	2.18	3	PAINTED BLOCK
WEST WALL	10	4	N/A	N/A	N/A	N/A	2	7	312	12	396	280	0.48	2	-1.80	3	PAINTED BLOCK
WEST WALL	14	3	N/A	N/A	N/A	N/A	4	7	303	12	406	270	0.48	2	-3.13	3	PAINTED BLOCK
SOUTH WALL	1	4	N/A	N/A	N/A	N/A	4	7	292	12	348	290	-0.99	2	-3.13	3	PAINTED BLOCK
SOUTH WALL	5	3	N/A	N/A	N/A	N/A	0	7	275	12	377	270	-0.99	2	-1.80	3	PAINTED BLOCK

LB5100-W Low Background Counting System – Smear Analysis

Date: 8/22/95
 Counting Unit id: 1
 Data file name: C:\LBXL\UNIT1\B01-346.XLD
 Batch Ended: 8/22/95 6:58
 Crosstalk Correction: Not Applied

Alpha activity action level (DPM): 20.00
 Beta activity action level (DPM): 200.00
 Certainty level for MDA and flags: 95.00%
 High Voltage Setting: 1440

Application Revision: 3
 Application Version: Standard

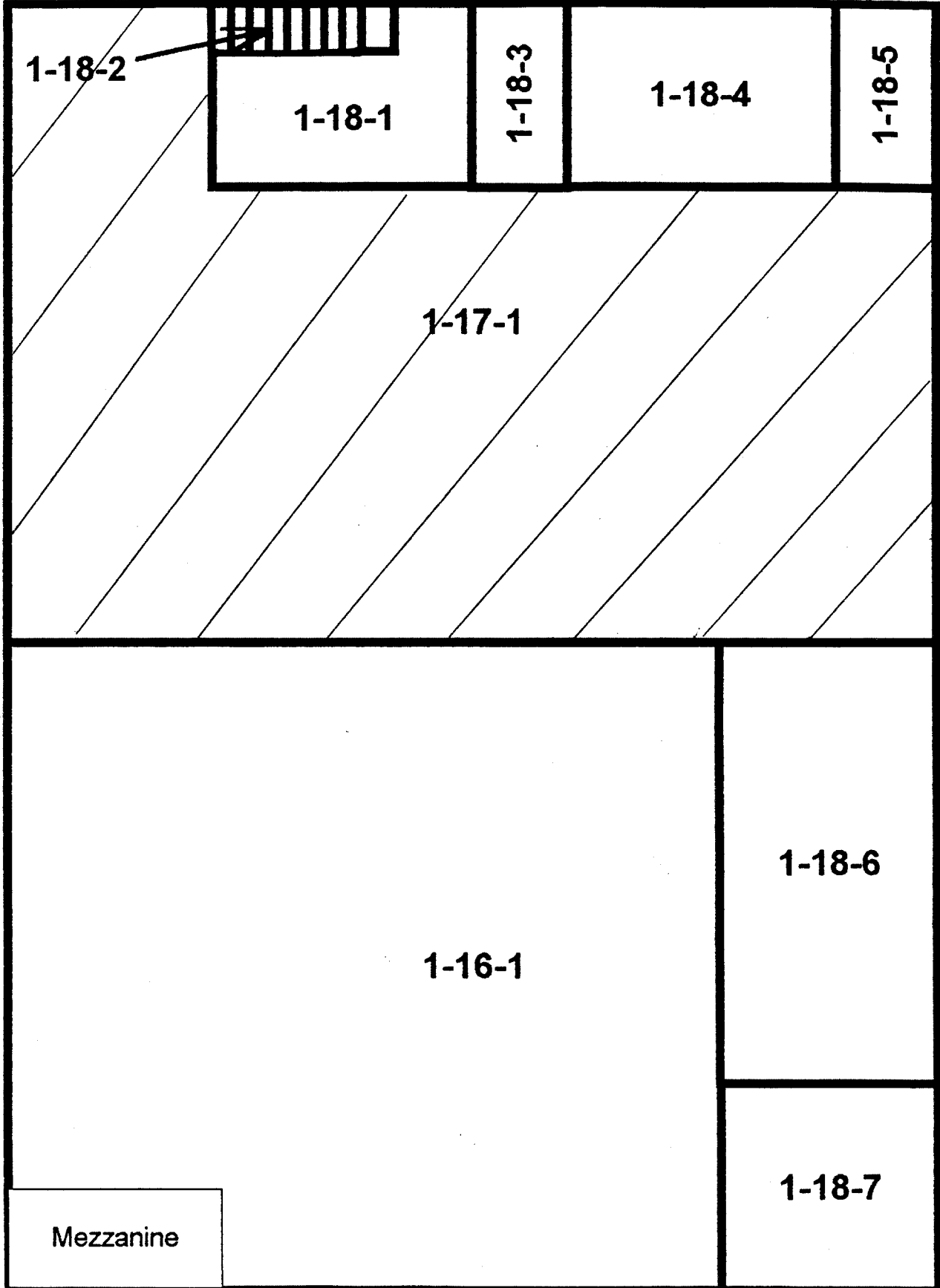
Batch ID: BLAIRSVILLE 1-17-1

Alpha efficiency log file: th230ab Alpha Efficiency: 33.96% Alpha to Beta Crosstalk: 24.36% Alpha Background (CPM): 0.335714286 Alpha Correction Factor: 1.000			
Beta efficiency log file: tc99ab Beta Efficiency: 37.60% Beta into Alpha Crosstalk: 0.17% Beta Background (CPM): 1.678571429 Beta Correction Factor: 1.000			
Count time (min)	Alpha CPM	Beta CPM	Completion Date - Time
2.00	0.164	1.32	8/22/95 6:39
2.00	0.164	0.32	8/22/95 6:41
2.00	0.664	-0.68	8/22/95 6:43
2.00	-0.336	-0.68	8/22/95 6:45
2.00	0.164	0.32	8/22/95 6:47
2.00	0.164	0.82	8/22/95 6:50
2.00	0.164	-0.68	8/22/95 6:52
2.00	0.164	-1.18	8/22/95 6:54
2.00	-0.336	-1.18	8/22/95 6:56
2.00	-0.336	-0.68	8/22/95 6:58

Carrier	Alpha Activity				Beta Activity			
	DPM	σ	flags	MDA	DPM	σ	flags	MDA
1	0.484	1.48	<MDA	7.98	3.51	3.27	<MDA	11.67
2	0.484	1.48	<MDA	7.98	0.85	2.68	<MDA	11.67
3	1.956	2.09	<MDA	7.98	-1.80	1.90	<MDA	11.67
4	-0.989	1.48	<MDA	7.98	-1.80	1.90	<MDA	11.67
5	0.484	1.48	<MDA	7.98	0.85	2.68	<MDA	11.67
6	0.484	1.48	<MDA	7.98	2.18	2.99	<MDA	11.67
7	0.484	1.48	<MDA	7.98	-1.80	1.90	<MDA	11.67
8	0.484	1.48	<MDA	7.98	-3.13	1.36	<MDA	11.67
9	-0.989	1.48	<MDA	7.98	-3.13	1.36	<MDA	11.67
10	-0.989	1.48	<MDA	7.98	-1.80	1.90	<MDA	11.67

UNIT: 1-17-1
SN: 01346
DATE: 4-3-95
BY: CV/VT

Units 1-16, 1-17, 1-18



Blairsville Point Survey Form #003

Survey Serial #:	01-347
Survey Section:	1
Survey Unit:	16
Survey Sub-unit:	1

Alpha Survey Instruments				
Inst. S/N	Inst. Code	Eff. %	Corr. Fac.	Bkg. CPM
1517	7	19.7	5.08	3

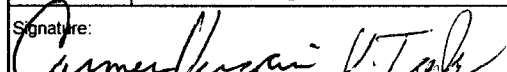
Beta Survey Instruments				
Inst. S/N	Inst. Code	Eff. %	Corr. Fac.	Bkg. CPM
1595	12	32.4	3.09	282

Gamma or Beta/Gamma Instruments			
Inst. S/N	Inst. Code	Bkg.	Detection Type

Classification:	4
Survey Type:	UPPER

Alpha Counting Instruments				
Inst. S/N	Inst. Code	Eff. %	Corr. Fac.	Bkg. CPM
13295	2	33.96	2.94	0.34

Beta Counting Instruments				
Inst. S/N	Inst. Code	Eff. %	Corr. Fac.	Bkg. CPM
13295	3	37.6	2.66	1.68

Surveyor:	V. TAYLOR/C. VERGARI
Signature:	

Surface Description	Coordinates		Gamma at 1m	Gamma Inst.	Beta/Gamma Contact	Beta/Gamma Code	Contact Gross 1 min. Count	Alpha Inst.	Contact Gross 1 min. Count	Beta Inst.	Scan Contact Gross CPM		Removable DPM/100 cm2	Alpha Count	Removable DPM/100 cm2	Beta Count	Comments
	X	Y	uR/hr	Code	mR/hr	Code	Alpha	Code	Beta	Code	Max Beta	Avg Beta	Alpha	Code	Beta	Code	
CEILING	2	-8	N/A	N/A	N/A	N/A	0	7	238	12	314	240	0.48	2	6.17	3	PAINTED STEEL
CEILING	2	-10	N/A	N/A	N/A	N/A	3	7	270	12	324	260	-0.99	2	0.85	3	PAINTED STEEL
CEILING	4	-8	N/A	N/A	N/A	N/A	5	7	248	12	400	230	-0.99	2	3.51	3	PAINTED STEEL
CEILING	4	-10	N/A	N/A	N/A	N/A	1	7	244	12	351	240	0.48	2	0.85	3	PAINTED STEEL
CEILING	6	-8	N/A	N/A	N/A	N/A	7	7	260	12	324	240	-0.99	2	4.84	3	PAINTED STEEL
CEILING	6	-10	N/A	N/A	N/A	N/A	4	7	219	12	293	220	-0.99	2	0.85	3	PAINTED STEEL
CEILING	8	-8	N/A	N/A	N/A	N/A	3	7	254	12	382	240	0.48	2	-3.13	3	PAINTED STEEL
CEILING	8	-10	N/A	N/A	N/A	N/A	2	7	235	12	327	230	-0.99	2	0.85	3	PAINTED STEEL
CEILING	4	-6	N/A	N/A	N/A	N/A	6	7	229	12	363	220	-0.99	2	0.85	3	PAINTED STEEL
CEILING	6	-4	N/A	N/A	N/A	N/A	2	7	271	12	287	210	-0.99	2	4.84	3	PAINTED STEEL
CEILING	8	-4	N/A	N/A	N/A	N/A	2	7	250	12	351	240	-0.99	2	-0.47	3	PAINTED STEEL
CEILING	10	-2	N/A	N/A	N/A	N/A	5	7	273	12	341	240	-0.99	2	-1.80	3	PAINTED STEEL
CEILING	8	-2	N/A	N/A	N/A	N/A	4	7	278	12	396	270	0.48	2	-1.80	3	PAINTED STEEL
CEILING	2	-5	N/A	N/A	N/A	N/A	1	7	268	12	378	230	0.48	2	-4.46	3	PAINTED STEEL
CEILING	2	-3	N/A	N/A	N/A	N/A	2	7	275	12	323	240	0.48	2	-0.47	3	PAINTED STEEL
CEILING	10	-6	N/A	N/A	N/A	N/A	2	7	284	12	489	310	0.48	2	-3.13	3	PAINTED STEEL
CEILING	12	-6	N/A	N/A	N/A	N/A	2	7	302	12	558	320	3.43	2	-0.47	3	PAINTED STEEL
CEILING	14	-6	N/A	N/A	N/A	N/A	2	7	365	12	541	360	0.48	2	-1.80	3	PAINTED STEEL
CEILING	16	-6	N/A	N/A	N/A	N/A	2	7	338	12	569	360	-0.99	2	-3.13	3	PAINTED STEEL
CEILING	16	-4	N/A	N/A	N/A	N/A	1	7	252	12	357	250	0.48	2	-1.80	3	PAINTED STEEL
CEILING	16	-2	N/A	N/A	N/A	N/A	7	7	289	12	375	250	-0.99	2	0.85	3	PAINTED STEEL
CEILING	12	-16	N/A	N/A	N/A	N/A	4	7	283	12	398	240	-0.99	2	-1.80	3	PAINTED STEEL
CEILING	12	-18	N/A	N/A	N/A	N/A	5	7	269	12	453	260	-0.99	2	-0.47	3	PAINTED STEEL

Blairsville Point Survey Form #003

Survey Serial #:	01-347
Survey Section:	1
Survey Unit:	16
Survey Sub-unit:	1

Alpha Survey Instruments				
Inst. S/N	Inst. Code	Eff. %	Corr. Fac.	Bkg. CPM
1517	7	19.7	5.08	3


Beta Survey Instruments				
Inst. S/N	Inst. Code	Eff. %	Corr. Fac.	Bkg. CPM
1595	12	32.4	3.09	282

Gamma or Beta/Gamma Instruments			
Inst. S/N	Inst. Code	Bkg.	Detection Type

Classification:	4
Survey Type:	UPPER
Survey Date:	4/3/95
Count Date:	8/22/95

Alpha Counting Instruments				
Inst. S/N	Inst. Code	Eff. %	Corr. Fac.	Bkg. CPM
13295	2	33.96	2.94	0.34

Beta Counting Instruments				
Inst. S/N	Inst. Code	Eff. %	Corr. Fac.	Bkg. CPM
13295	3	37.6	2.66	1.68

Surveyor:	V.TAYLOR/C.VERGARI
Signature:	

Surface Description	Coordinates		Gamma at 1m	Gamma Inst.	Beta/Gamma Contact	Beta/Gamma Code	Contact Gross 1 min. Count	Alpha Inst. Code	Contact Gross 1 min. Count	Beta Inst. Code	Scan Contact Gross CPM		Removable DPM/100 cm2	Alpha Count Code	Removable DPM/100 cm2	Beta Count Code	Comments
	X	Y	uR/hr	Code	mR/hr	Code	Alpha	Beta	Code	Max Beta	Avg Beta	Alpha	Beta	Code			
CEILING	12	-20	N/A	N/A	N/A	N/A	1	7	282	12	403	240	-0.99	2	-1.80	3	PAINTED STEEL
CEILING	12	-22	N/A	N/A	N/A	N/A	2	7	265	12	340	250	-0.99	2	0.85	3	PAINTED STEEL
CEILING	12	-24	N/A	N/A	N/A	N/A	4	7	267	12	360	260	-0.99	2	-0.47	3	PAINTED STEEL
CEILING	10	-24	N/A	N/A	N/A	N/A	0	7	268	12	345	250	-0.99	2	2.18	3	PAINTED STEEL
NORTH WALL	3	3	N/A	N/A	N/A	N/A	4	7	339	12	522	310	1.96	2	0.85	3	PAINTED BLOCK
NORTH WALL	7	3	N/A	N/A	N/A	N/A	2	7	366	12	554	340	-0.99	2	3.51	3	PAINTED BLOCK
EAST WALL	2	3	N/A	N/A	N/A	N/A	3	7	484	12	649	460	0.48	2	-0.47	3	PAINTED BLOCK
EAST WALL	12	3	N/A	N/A	N/A	N/A	3	7	503	12	690	470	-0.99	2	4.84	3	PAINTED BLOCK
SOUTH WALL	10	3	N/A	N/A	N/A	N/A	3	7	485	12	612	470	-0.99	2	-0.47	3	PAINTED BLOCK

LB5100-W Low Background Counting System -- Smear Analysis

Date: 8/22/95
 Counting Unit id: 1
 Data file name: C:\LBXL\UNIT1\B01-347.XLD
 Batch Ended: 8/22/95 8:09
 Crosstalk Correction: Not Applied

Alpha activity action level (DPM): 20.00
 Beta activity action level (DPM): 200.00
 Certainty level for MDA and flags: 95.00%
 High Voltage Setting: 1440

Application Revision: 3
 Application Version: Standard

Alpha efficiency log file: th230ab
 Alpha Efficiency: 33.96%
 Alpha to Beta Crosstalk: 24.36%
 Alpha Background (CPM): 0.335714286
 Alpha Correction Factor: 1.000

Beta efficiency log file: tc99ab
 Beta Efficiency: 37.60%
 Beta into Alpha Crosstalk: 0.17%
 Beta Background (CPM): 1.678571429
 Beta Correction Factor: 1.000

Batch ID: BLAIRSVILLE 1-16-1

Carrier	Alpha Activity				Beta Activity				Count time (min)	Alpha CPM	Beta CPM	Completion Date - Time
	DPM	σ	flags	MDA	DPM	σ	flags	MDA				
11	0.484	1.48	<MDA	7.98	6.17	3.77	<AL	11.67	2.00	0.164	2.32	8/22/95 7:01
12	-0.989	1.48	<MDA	7.98	0.85	2.68	<MDA	11.67	2.00	-0.336	0.32	8/22/95 7:03
13	-0.989	1.48	<MDA	7.98	3.51	3.27	<MDA	11.67	2.00	-0.336	1.32	8/22/95 7:05
14	0.484	1.48	<MDA	7.98	0.85	2.68	<MDA	11.67	2.00	0.164	0.32	8/22/95 7:07
15	-0.989	1.48	<MDA	7.98	4.84	3.53	<AL	11.67	2.00	-0.336	1.82	8/22/95 7:09
16	-0.989	1.48	<MDA	7.98	0.85	2.68	<MDA	11.67	2.00	-0.336	0.32	8/22/95 7:12
17	0.484	1.48	<MDA	7.98	-3.13	1.36	<MDA	11.67	2.00	0.164	-1.18	8/22/95 7:14
18	-0.989	1.48	<MDA	7.98	0.85	2.68	<MDA	11.67	2.00	-0.336	0.32	8/22/95 7:16
19	-0.989	1.48	<MDA	7.98	0.85	2.68	<MDA	11.67	2.00	-0.336	0.32	8/22/95 7:18
20	-0.989	1.48	<MDA	7.98	4.84	3.53	<AL	11.67	2.00	-0.336	1.82	8/22/95 7:21
21	-0.989	1.48	<MDA	7.98	-0.47	2.32	<MDA	11.67	2.00	-0.336	-0.18	8/22/95 7:23
22	-0.989	1.48	<MDA	7.98	-1.80	1.90	<MDA	11.67	2.00	-0.336	-0.68	8/22/95 7:25
23	0.484	1.48	<MDA	7.98	-1.80	1.90	<MDA	11.67	2.00	0.164	-0.68	8/22/95 7:27
24	0.484	1.48	<MDA	7.98	-4.46	1.36	<MDA	11.67	2.00	0.164	-1.68	8/22/95 7:29
25	0.484	1.48	<MDA	7.98	-0.47	2.32	<MDA	11.67	2.00	0.164	-0.18	8/22/95 7:32
26	0.484	1.48	<MDA	7.98	-3.13	1.36	<MDA	11.67	2.00	0.164	-1.18	8/22/95 7:34
27	3.429	2.56	<AL	7.98	-0.47	2.32	<MDA	11.67	2.00	1.164	-0.18	8/22/95 7:36
28	0.484	1.48	<MDA	7.98	-1.80	1.90	<MDA	11.67	2.00	0.164	-0.68	8/22/95 7:38
29	-0.989	1.48	<MDA	7.98	-3.13	1.36	<MDA	11.67	2.00	-0.336	-1.18	8/22/95 7:40
30	0.484	1.48	<MDA	7.98	-1.80	1.90	<MDA	11.67	2.00	0.164	-0.68	8/22/95 7:43
31	-0.989	1.48	<MDA	7.98	0.85	2.68	<MDA	11.67	2.00	-0.336	0.32	8/22/95 7:45
32	-0.989	1.48	<MDA	7.98	-1.80	1.90	<MDA	11.67	2.00	-0.336	-0.68	8/22/95 7:47
33	-0.989	1.48	<MDA	7.98	-0.47	2.32	<MDA	11.67	2.00	-0.336	-0.18	8/22/95 7:49
34	-0.989	1.48	<MDA	7.98	-1.80	1.90	<MDA	11.67	2.00	-0.336	-0.68	8/22/95 7:51

LB5100-W Low Background Counting System -- Smear Analysis

Date: 8/22/95
 Counting Unit id: 1
 Data file name: C:\LBXL\UNIT1\B01-347.XLD
 Batch Ended: 8/22/95 8:09
 Crosstalk Correction: Not Applied

Alpha activity action level (DPM): 20.00
 Beta activity action level (DPM): 200.00
 Certainty level for MDA and flags: 95.00%
 High Voltage Setting: 1440

Application Revision: 3
 Application Version: Standard

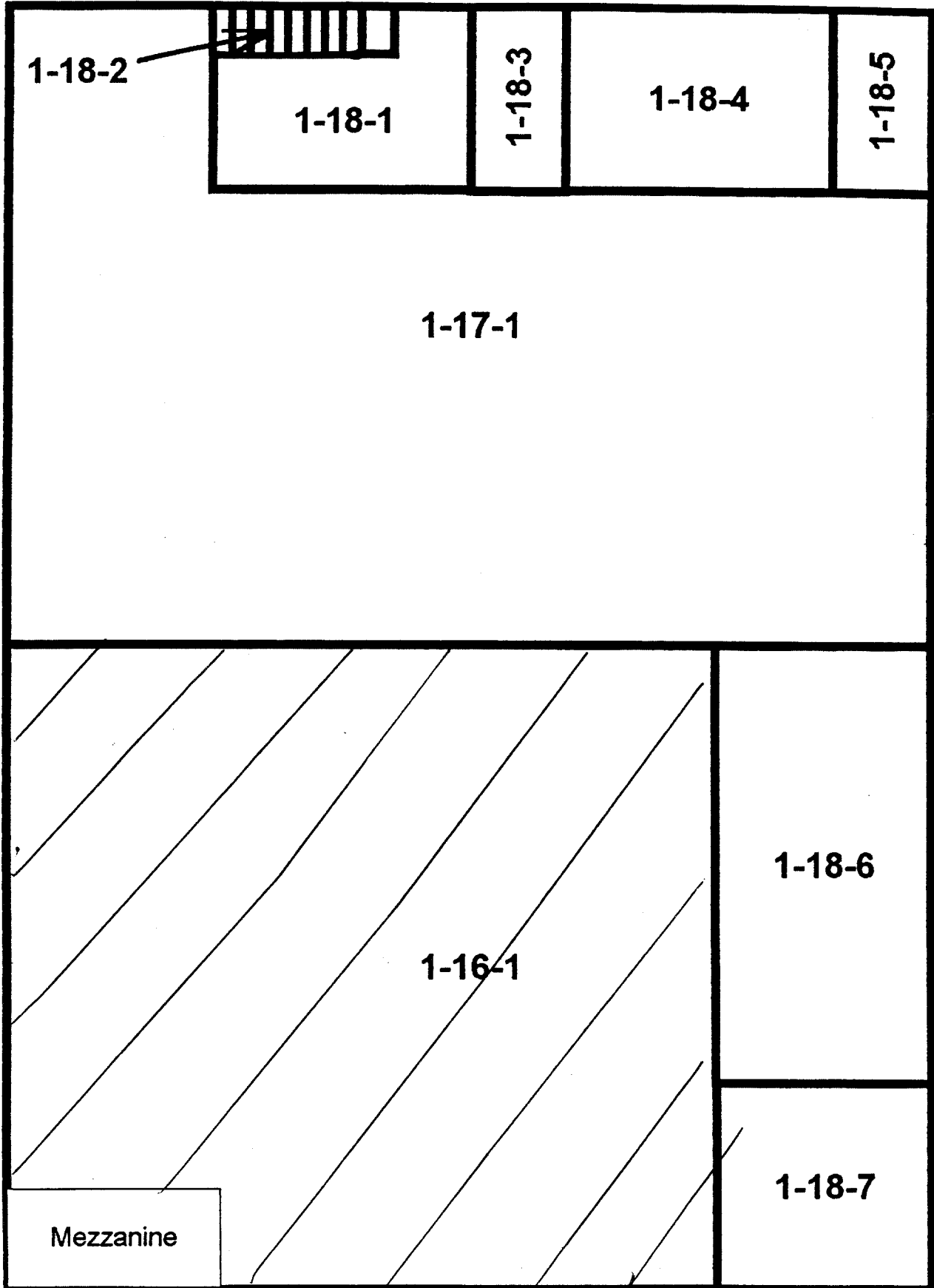
Alpha efficiency log file: th230ab Alpha Efficiency: 33.96% Alpha to Beta Crosstalk: 24.36% Alpha Background (CPM): 0.335714286 Alpha Correction Factor: 1.000			
Beta efficiency log file: tc99ab Beta Efficiency: 37.60% Beta into Alpha Crosstalk: 0.17% Beta Background (CPM): 1.678571429 Beta Correction Factor: 1.000			
Count time (min)	Alpha CPM	Beta CPM	Completion Date - Time
2.00	-0.336	0.32	8/22/95 7:54
2.00	-0.336	-0.18	8/22/95 7:56
2.00	-0.336	0.82	8/22/95 7:58
2.00	0.664	0.32	8/22/95 8:00
2.00	-0.336	1.32	8/22/95 8:02
2.00	0.164	-0.18	8/22/95 8:05
2.00	-0.336	1.82	8/22/95 8:07
2.00	-0.336	-0.18	8/22/95 8:09

Batch ID: BLAIRSVILLE 1-16-1

Carrier	Alpha Activity				Beta Activity			
	DPM	σ	flags	MDA	DPM	σ	flags	MDA
35	-0.989	1.48	<MDA	7.98	0.85	2.68	<MDA	11.67
36	-0.989	1.48	<MDA	7.98	-0.47	2.32	<MDA	11.67
37	-0.989	1.48	<MDA	7.98	2.18	2.99	<MDA	11.67
38	1.956	2.09	<MDA	7.98	0.85	2.68	<MDA	11.67
39	-0.989	1.48	<MDA	7.98	3.51	3.27	<MDA	11.67
40	0.484	1.48	<MDA	7.98	-0.47	2.32	<MDA	11.67
41	-0.989	1.48	<MDA	7.98	4.84	3.53	<AL	11.67
42	-0.989	1.48	<MDA	7.98	-0.47	2.32	<MDA	11.67

CEILING: 1-16-1
SN: 01-347
DATE: 4-3-75
BY: CV/VL

Units 1-16, 1-17, 1-18



Blairsville Point Survey Form #003

Survey Serial #:	01-348
------------------	--------

Survey Section:	1
-----------------	---

Survey Unit:	40A
--------------	-----

Survey Sub-unit:	1
------------------	---

Classification:	4
-----------------	---

Survey Type:	UPPER
--------------	-------

Survey Date:	4/4/95
--------------	--------

Count Date:	8/22/95
-------------	---------


Alpha Survey Instruments				
Inst. S/N	Inst. Code	Eff. %	Corr. Fac.	Bkg. CPM
1517	7	19.7	5.08	0

Beta Survey Instruments				
Inst. S/N	Inst. Code	Eff. %	Corr. Fac.	Bkg. CPM
1595	12	32.4	3.09	227
1601	13	34.6	2.89	217

Gamma or Beta/Gamma Instruments			
Inst. S/N	Inst. Code	Bkg.	Detection Type

Alpha Counting Instruments				
Inst. S/N	Inst. Code	Eff. %	Corr. Fac.	Bkg. CPM
13295	2	33.96	2.94	0.34

Beta Counting Instruments				
Inst. S/N	Inst. Code	Eff. %	Corr. Fac.	Bkg. CPM
13295	3	37.6	2.66	1.68

Surveyor:	V.TAYLOR/C.VERGARI
Signature:	

Surface Description	Coordinates		Gamma at 1m uR/hr	Gamma Inst. Code	Beta/Gamma Contact mR/hr	Beta/Gamma Code	Contact Gross 1 min. Count Alpha	Alpha Inst. Code	Contact Gross 1 min. Count Beta	Beta Inst. Code	Scan Contact Gross CPM		Removable DPM/100 cm2 Alpha	Alpha Count Code	Removable DPM/100 cm2 Beta	Beta Count Code	Comments
	X	Y									Max Beta	Avg Beta					
	CEILING	4									0	N/A					
CEILING	5	0	N/A	N/A	N/A	N/A	2	7	238	12	373	250	3.43	2	-1.80	3	PAINTED STEEL
CEILING	6	0	N/A	N/A	N/A	N/A	1	7	230	12	340	220	0.48	2	0.85	3	PAINTED STEEL
EAST WALL	0	4	N/A	N/A	N/A	N/A	4	7	312	12	463	300	0.48	2	-0.47	3	PAINTED BLOCK
CEILING	1	0	N/A	N/A	N/A	N/A	1	7	250	13	360	230	-0.99	2	-0.47	3	PAINTED STEEL
CEILING	1	-2	N/A	N/A	N/A	N/A	1	7	242	13	519	230	0.48	2	3.51	3	PAINTED STEEL
CEILING	1	-5	N/A	N/A	N/A	N/A	0	7	242	13	360	240	-0.99	2	-0.47	3	PAINTED STEEL
CEILING	2	-5	N/A	N/A	N/A	N/A	1	7	234	13	360	230	0.48	2	0.85	3	PAINTED STEEL
CEILING	2	-7	N/A	N/A	N/A	N/A	0	7	218	13	368	220	-0.99	2	-0.47	3	PAINTED STEEL
CEILING	4	-5	N/A	N/A	N/A	N/A	2	7	220	13	328	260	0.48	2	2.18	3	PAINTED STEEL
CEILING	4	-7	N/A	N/A	N/A	N/A	4	7	228	13	327	240	0.48	2	2.18	3	PAINTED STEEL
CEILING	1	-13	N/A	N/A	N/A	N/A	2	7	208	13	288	220	0.48	2	-3.13	3	PAINTED STEEL
CEILING	1	-17	N/A	N/A	N/A	N/A	4	7	255	13	348	260	0.48	2	4.84	3	PAINTED STEEL
CEILING	5	-22	N/A	N/A	N/A	N/A	6	7	245	13	353	270	-0.99	2	-0.47	3	PAINTED STEEL
CEILING	-1.5	-24	N/A	N/A	N/A	N/A	10	7	224	13	306	260	-0.99	2	-0.47	3	PAINTED STEEL

LB5100-W Low Background Counting System – Smear Analysis

Date: 8/22/95
 Counting Unit id: 1
 Data file name: C:\LBXL\UNIT1\B01-348.XLD
 Batch Ended: 8/22/95 8:42
 Crosstalk Correction: Not Applied

Alpha activity action level (DPM): 20.00
 Beta activity action level (DPM): 200.00
 Certainty level for MDA and flags: 95.00%
 High Voltage Setting: 1440

Application Revision: 3
 Application Version: Standard

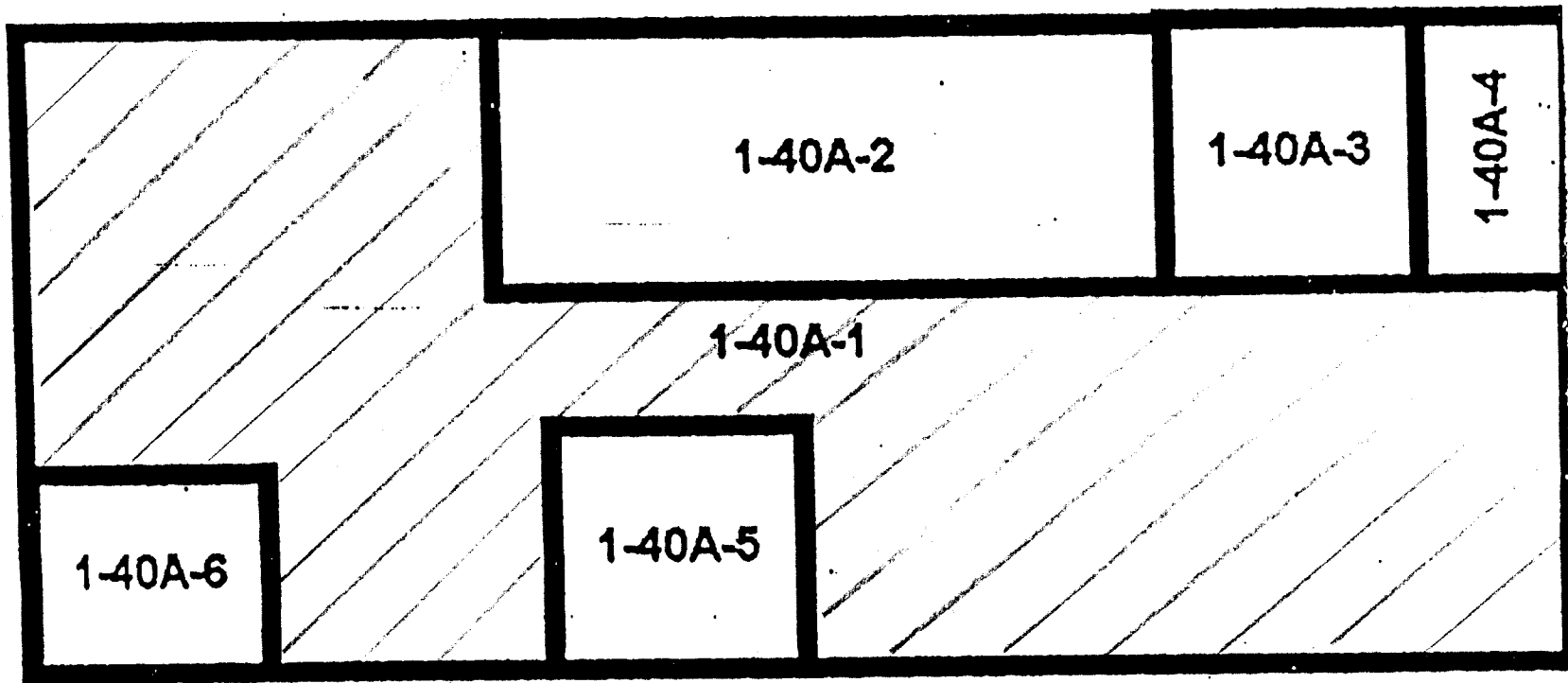
Batch ID: BLAIRSVILLE 1-40A-1

Alpha efficiency log file: th230ab
 Alpha Efficiency: 33.96%
 Alpha to Beta Crosstalk: 24.36%
 Alpha Background (CPM): 0.335714286
 Alpha Correction Factor: 1.000

Beta efficiency log file: tc99ab
 Beta Efficiency: 37.60%
 Beta into Alpha Crosstalk: 0.17%
 Beta Background (CPM): 1.678571429
 Beta Correction Factor: 1.000

Carrier	Alpha Activity				Beta Activity				Count time (min)	Alpha CPM	Beta CPM	Completion Date - Time
	DPM	σ	flags	MDA	DPM	σ	flags	MDA				
44	0.484	1.48	<MDA	7.98	0.85	2.68	<MDA	11.67	2.00	0.164	0.32	8/22/95 8:11
45	3.429	2.56	<AL	7.98	-1.80	1.90	<MDA	11.67	2.00	1.164	-0.68	8/22/95 8:13
46	0.484	1.48	<MDA	7.98	0.85	2.68	<MDA	11.67	2.00	0.164	0.32	8/22/95 8:16
47	0.484	1.48	<MDA	7.98	-0.47	2.32	<MDA	11.67	2.00	0.164	-0.18	8/22/95 8:18
48	-0.989	1.48	<MDA	7.98	-0.47	2.32	<MDA	11.67	2.00	-0.336	-0.18	8/22/95 8:20
49	0.484	1.48	<MDA	7.98	3.51	3.27	<MDA	11.67	2.00	0.164	1.32	8/22/95 8:22
50	-0.989	1.48	<MDA	7.98	-0.47	2.32	<MDA	11.67	2.00	-0.336	-0.18	8/22/95 8:24
51	0.484	1.48	<MDA	7.98	0.85	2.68	<MDA	11.67	2.00	0.164	0.32	8/22/95 8:27
52	-0.989	1.48	<MDA	7.98	-0.47	2.32	<MDA	11.67	2.00	-0.336	-0.18	8/22/95 8:29
53	0.484	1.48	<MDA	7.98	2.18	2.99	<MDA	11.67	2.00	0.164	0.82	8/22/95 8:31
54	0.484	1.48	<MDA	7.98	2.18	2.99	<MDA	11.67	2.00	0.164	0.82	8/22/95 8:33
55	0.484	1.48	<MDA	7.98	-3.13	1.36	<MDA	11.67	2.00	0.164	-1.18	8/22/95 8:35
56	0.484	1.48	<MDA	7.98	4.84	3.53	<AL	11.67	2.00	0.164	1.82	8/22/95 8:38
57	-0.989	1.48	<MDA	7.98	-0.47	2.32	<MDA	11.67	2.00	-0.336	-0.18	8/22/95 8:40
58	-0.989	1.48	<MDA	7.98	-0.47	2.32	<MDA	11.67	2.00	-0.336	-0.18	8/22/95 8:42

UNIT: 1-40A-1
SN: 1-348
DATE: 4-4-95
BY: CV/V



Blairsville Point Survey Form #003

Survey Serial #:	01-349
------------------	--------

Survey Section:	1
-----------------	---

Survey Unit:	40B
--------------	-----

Survey Sub-unit:	1
------------------	---

Classification:	4
-----------------	---

Survey Type:	UPPER
--------------	-------

Survey Date:	4/4/95
--------------	--------

Count Date:	8/22/95
-------------	---------

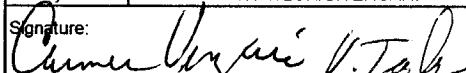
Alpha Survey Instruments				
Inst. S/N	Inst. Code	Eff. %	Corr. Fac.	Bkg. CPM
1517	7	19.7	5.08	0

Beta Survey Instruments				
Inst. S/N	Inst. Code	Eff. %	Corr. Fac.	Bkg. CPM
1595	12	32.4	3.09	227

Gamma or Beta/Gamma Instruments			
Inst. S/N	Inst. Code	Bkg.	Detection Type

Alpha Counting Instruments				
Inst. S/N	Inst. Code	Eff. %	Corr. Fac.	Bkg. CPM
13295	2	33.96	2.94	0.34

Beta Counting Instruments				
Inst. S/N	Inst. Code	Eff. %	Corr. Fac.	Bkg. CPM
13295	3	37.6	2.66	1.68

Surveyor:	V. TAYLOR/C. VERGARI
Signature:	

Surface Description	Coordinates		Gamma at 1m uR/hr	Gamma Inst. Code	Beta/Gamma Contact mR/hr	Beta/Gamma Code	Contact Gross 1 min. Count Alpha	Alpha Inst. Code	Contact Gross 1 min. Count Beta	Beta Inst. Code	Scan Contact Gross CPM		Removable DPM/100 cm2 Alpha	Alpha Count Code	Removable DPM/100 cm2 Beta	Beta Count Code	Comments
	X	Y									Max Beta	Avg Beta					
	CEILING	3									-3	N/A					
CEILING	2	-6	N/A	N/A	N/A	N/A	2	7	232	12	334	220	-0.99	2	3.51	3	PAINTED STEEL
CEILING	2	-8	N/A	N/A	N/A	N/A	1	7	276	12	400	240	0.48	2	3.51	3	PAINTED STEEL
CEILING	2	-12	N/A	N/A	N/A	N/A	1	7	275	12	359	270	-0.99	2	0.85	3	PAINTED STEEL
CEILING	2	-14	N/A	N/A	N/A	N/A	3	7	274	12	338	250	1.96	2	-3.13	3	PAINTED STEEL
CEILING	6	-15	N/A	N/A	N/A	N/A	1	7	280	12	347	250	-0.99	2	3.51	3	PAINTED STEEL
CEILING	7	-15	N/A	N/A	N/A	N/A	0	7	283	12	331	240	-0.99	2	-4.46	3	PAINTED STEEL
CEILING	2	-16	N/A	N/A	N/A	N/A	2	7	261	12	349	230	6.37	2	-0.47	3	PAINTED STEEL
CEILING	2	-18	N/A	N/A	N/A	N/A	0	7	280	12	330	240	-0.99	2	-1.80	3	PAINTED STEEL
CEILING	2	-20	N/A	N/A	N/A	N/A	3	7	292	12	348	240	-0.99	2	0.85	3	PAINTED STEEL
CEILING	6	-18	N/A	N/A	N/A	N/A	3	7	287	12	363	260	0.48	2	3.51	3	PAINTED STEEL
CEILING	6	-20	N/A	N/A	N/A	N/A	1	7	263	12	365	240	0.48	2	-1.80	3	PAINTED STEEL
CEILING	2	-20	N/A	N/A	N/A	N/A	2	7	260	12	384	270	-0.99	2	-0.47	3	PAINTED STEEL
CEILING	4	-20	N/A	N/A	N/A	N/A	0	7	264	12	402	260	0.48	2	-1.80	3	PAINTED STEEL
CEILING	2	-22	N/A	N/A	N/A	N/A	3	7	234	12	359	240	0.48	2	-3.13	3	PAINTED STEEL

LB5100-W Low Background Counting System – Smear Analysis

Date: 8/22/95
 Counting Unit id: 1
 Data file name: C:\LBXL\UNIT1\B01-349.XLD
 Batch Ended: 8/22/95 11:10
 Crosstalk Correction: Not Applied

Alpha activity action level (DPM): 20.00
 Beta activity action level (DPM): 200.00
 Certainty level for MDA and flags: 95.00%
 High Voltage Setting: 1440

Application Revision: 3
 Application Version: Standard

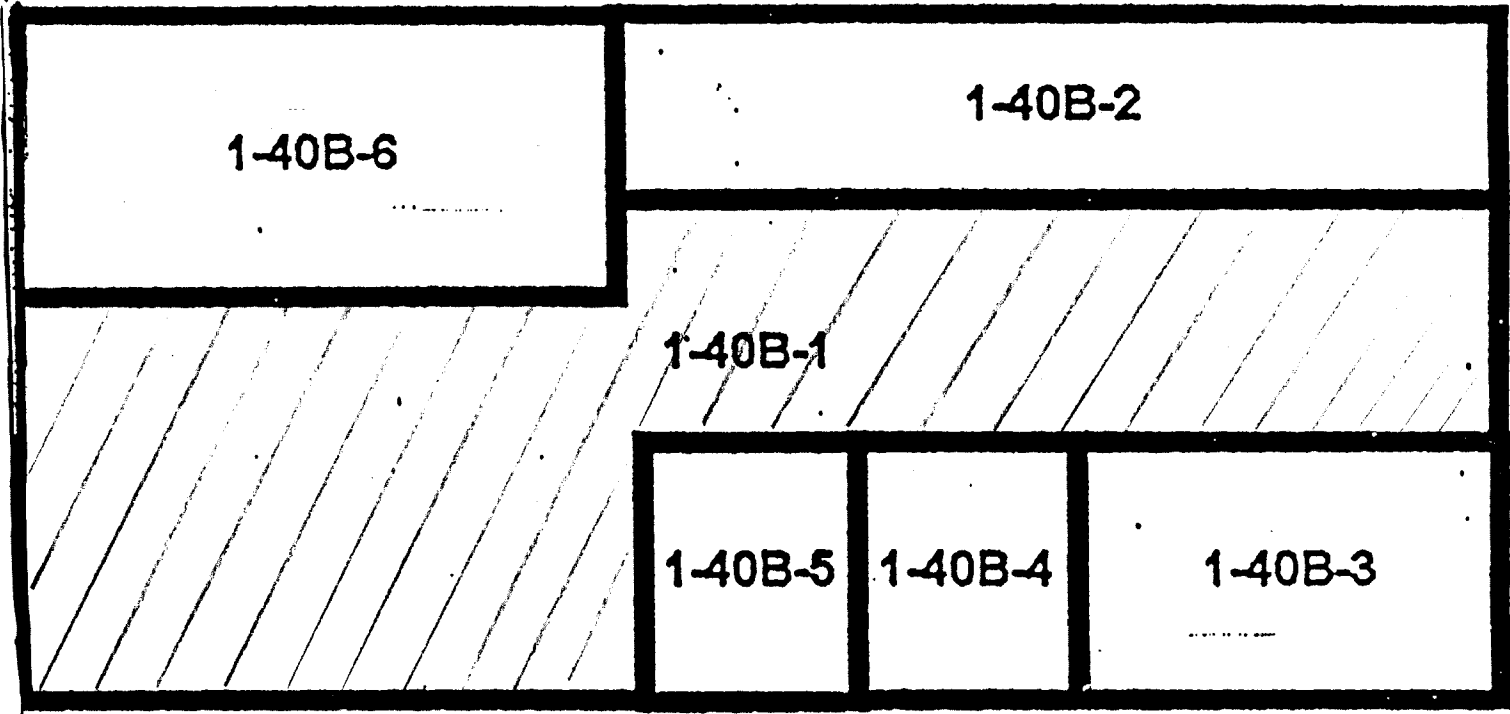
Batch ID: BLAIRSVILLE 1-40B-1

Alpha efficiency log file: th230ab
 Alpha Efficiency: 33.96%
 Alpha to Beta Crosstalk: 24.36%
 Alpha Background (CPM): 0.335714286
 Alpha Correction Factor: 1.000

Beta efficiency log file: tc99ab
 Beta Efficiency: 37.60%
 Beta into Alpha Crosstalk: 0.17%
 Beta Background (CPM): 1.678571429
 Beta Correction Factor: 1.000

Carrier	Alpha Activity				Beta Activity				Count time (min)	Alpha CPM	Beta CPM	Completion Date - Time
	DPM	σ	flags	MDA	DPM	σ	flags	MDA				
15	0.484	1.48	<MDA	7.98	3.51	3.27	<MDA	11.67	2.00	0.164	1.32	8/22/95 10:39
16	-0.989	1.48	<MDA	7.98	3.51	3.27	<MDA	11.67	2.00	-0.336	1.32	8/22/95 10:41
17	0.484	1.48	<MDA	7.98	3.51	3.27	<MDA	11.67	2.00	0.164	1.32	8/22/95 10:44
18	-0.989	1.48	<MDA	7.98	0.85	2.68	<MDA	11.67	2.00	-0.336	0.32	8/22/95 10:46
19	1.956	2.09	<MDA	7.98	-3.13	1.36	<MDA	11.67	2.00	0.664	-1.18	8/22/95 10:48
20	-0.989	1.48	<MDA	7.98	3.51	3.27	<MDA	11.67	2.00	-0.336	1.32	8/22/95 10:50
21	-0.989	1.48	<MDA	7.98	-4.46	1.36	<MDA	11.67	2.00	-0.336	-1.68	8/22/95 10:52
22	6.374	3.30	<AL	7.98	-0.47	2.32	<MDA	11.67	2.00	2.164	-0.18	8/22/95 10:55
23	-0.989	1.48	<MDA	7.98	-1.80	1.90	<MDA	11.67	2.00	-0.336	-0.68	8/22/95 10:57
24	-0.989	1.48	<MDA	7.98	0.85	2.68	<MDA	11.67	2.00	-0.336	0.32	8/22/95 10:59
25	0.484	1.48	<MDA	7.98	3.51	3.27	<MDA	11.67	2.00	0.164	1.32	8/22/95 11:01
26	0.484	1.48	<MDA	7.98	-1.80	1.90	<MDA	11.67	2.00	0.164	-0.68	8/22/95 11:03
27	-0.989	1.48	<MDA	7.98	-0.47	2.32	<MDA	11.67	2.00	-0.336	-0.18	8/22/95 11:06
28	0.484	1.48	<MDA	7.98	-1.80	1.90	<MDA	11.67	2.00	0.164	-0.68	8/22/95 11:08
29	0.484	1.48	<MDA	7.98	-3.13	1.36	<MDA	11.67	2.00	0.164	-1.18	8/22/95 11:10

UNIT: 40B-1
SN: 01-349
DATE: 4-4-95
BY: CV/VT



Blairsville Point Survey Form #003

Survey Serial #:	01-350
Survey Section:	1
Survey Unit:	6
Survey Sub-unit:	1

Alpha Survey Instruments				
Inst. S/N	Inst. Code	Eff. %	Corr. Fac.	Bkg. CPM
1517	7	19.7	5.08	1


Beta Survey Instruments				
Inst. S/N	Inst. Code	Eff. %	Corr. Fac.	Bkg. CPM
1601	13	34.6	2.89	221

Gamma or Beta/Gamma Instruments			
Inst. S/N	Inst. Code	Bkg.	Detection Type

Classification:	4
Survey Type:	UPPER

Alpha Counting Instruments				
Inst. S/N	Inst. Code	Eff. %	Corr. Fac.	Bkg. CPM
13295	2	33.96	2.94	0.34

Beta Counting Instruments				
Inst. S/N	Inst. Code	Eff. %	Corr. Fac.	Bkg. CPM
13295	3	37.6	2.66	1.68

Surveyor:	C. VERGARI/L. SMITH
Signature:	

Survey Date:	4/6/95
Count Date:	8/23/95

Surface Description	Coordinates		Gamma at 1m uR/hr	Gamma Inst. Code	Beta/Gamma Contact mR/hr	Beta/Gamma Code	Contact Gross 1 min. Count Alpha	Alpha Inst. Code	Contact Gross 1 min. Count Beta	Beta Inst. Code	Scan Contact Gross CPM		Removable DPM/100 cm2 Alpha	Alpha Count	Removable DPM/100 cm2 Beta	Beta Count	Comments
	X	Y									Max Beta	Avg Beta					
	CEILING	34									-18	N/A					
CEILING	35	-2	N/A	N/A	N/A	N/A	1	7	280	13	440	280	-0.99	2	-1.80	3	PAINTED STEEL
CEILING	29	-2	N/A	N/A	N/A	N/A	2	7	263	13	320	250	0.48	2	-3.13	3	PAINTED STEEL
CEILING	29	-4	N/A	N/A	N/A	N/A	3	7	251	13	384	270	1.96	2	-0.47	3	PAINTED STEEL
CEILING	28	-7	N/A	N/A	N/A	N/A	3	7	233	13	334	250	0.48	2	0.85	3	PAINTED STEEL
CEILING	28	-9	N/A	N/A	N/A	N/A	4	7	214	13	298	250	-0.99	2	0.85	3	PAINTED STEEL
CEILING	24	-2	N/A	N/A	N/A	N/A	6	7	251	13	370	240	1.96	2	-1.80	3	PAINTED STEEL
CEILING	24	-4	N/A	N/A	N/A	N/A	1	7	247	13	360	270	0.48	2	3.51	3	PAINTED STEEL
CEILING	24	-7	N/A	N/A	N/A	N/A	2	7	236	13	352	280	-0.99	2	-1.80	3	PAINTED STEEL
CEILING	24	-9	N/A	N/A	N/A	N/A	1	7	240	13	349	260	-0.99	2	0.85	3	PAINTED STEEL
CEILING	3	-1	N/A	N/A	N/A	N/A	0	7	271	13	389	280	-0.99	2	-0.47	3	PAINTED STEEL
CEILING	3	-3	N/A	N/A	N/A	N/A	1	7	246	13	391	230	-0.99	2	2.18	3	PAINTED STEEL
CEILING	6	-1	N/A	N/A	N/A	N/A	0	7	248	13	376	240	-0.99	2	2.18	3	PAINTED STEEL
CEILING	8	-1	N/A	N/A	N/A	N/A	1	7	277	13	294	250	-0.99	2	-1.80	3	PAINTED STEEL
CEILING	10	-8	N/A	N/A	N/A	N/A	2	7	234	13	295	250	-0.99	2	6.17	3	PAINTED STEEL
CEILING	12	-8	N/A	N/A	N/A	N/A	1	7	261	13	330	260	1.96	2	3.51	3	PAINTED STEEL
CEILING	8	-7	N/A	N/A	N/A	N/A	2	7	241	13	273	230	-0.99	2	-1.80	3	PAINTED STEEL
CEILING	8	-9	N/A	N/A	N/A	N/A	0	7	225	13	315	260	0.48	2	-0.47	3	PAINTED STEEL
CEILING	2.5	-3	N/A	N/A	N/A	N/A	1	7	280	13	350	230	-0.99	2	4.84	3	PAINTED STEEL
CEILING	4.5	-3	N/A	N/A	N/A	N/A	1	7	259	13	307	260	-0.99	2	-0.47	3	PAINTED STEEL
SOUTH WALL	16	4	N/A	N/A	N/A	N/A	1	7	283	13	300	423	-0.99	2	-1.80	3	PAINTED BLOCK
SOUTH WALL	18	4	N/A	N/A	N/A	N/A	5	7	325	13	386	260	0.48	2	-0.47	3	PAINTED BLOCK
SOUTH WALL	23	4	N/A	N/A	N/A	N/A	1	7	310	13	1020	500	-0.99	2	-1.80	3	PAINTED BLOCK

Blairsville Point Survey Form #003

Survey Serial #:	01-350
Survey Section:	1
Survey Unit:	6
Survey Sub-unit:	1

Alpha Survey Instruments				
Inst. S/N	Inst. Code	Eff. %	Corr. Fac.	Bkg. CPM
1517	7	19.7	5.08	1


Beta Survey Instruments				
Inst. S/N	Inst. Code	Eff. %	Corr. Fac.	Bkg. CPM
1601	13	34.6	2.89	221

Gamma or Beta/Gamma Instruments			
Inst. S/N	Inst. Code	Bkg.	Detection Type

Classification:	4
Survey Type:	UPPER

Alpha Counting Instruments				
Inst. S/N	Inst. Code	Eff. %	Corr. Fac.	Bkg. CPM
13295	2	33.96	2.94	0.34

Beta Counting Instruments				
Inst. S/N	Inst. Code	Eff. %	Corr. Fac.	Bkg. CPM
13295	3	37.6	2.66	1.68

Surveyor:	C. VERGARI/L. SMITH
Signature:	

Survey Date:	4/6/95
Count Date:	8/23/95

Surface Description	Coordinates		Gamma at 1m uR/hr	Gamma Inst. Code	Beta/Gamma Contact mR/hr	Beta/Gamma Code	Contact Gross 1 min. Count Alpha	Alpha Inst. Code	Contact Gross 1 min. Count Beta	Beta Inst. Code	Scan Contact Gross CPM		Removable DPM/100 cm2 Alpha	Alpha Count Code	Removable DPM/100 cm2 Beta	Beta Count Code	Comments
	X	Y									Max Beta	Avg Beta					
	SOUTH WALL	26									4	N/A					
SOUTH WALL	13	4	N/A	N/A	N/A	N/A	2	7	261	13	367	240	-0.99	2	0.85	3	PAINTED BLOCK
SOUTH WALL	6	4	N/A	N/A	N/A	N/A	0	7	239	13	480	260	-0.99	2	-0.47	3	PAINTED BLOCK
SOUTH WALL	8	4	N/A	N/A	N/A	N/A	0	7	235	13	601	290	-0.99	2	-3.13	3	PAINTED BLOCK
SOUTH WALL	2	5	N/A	N/A	N/A	N/A	0	7	250	13	297	260	-0.99	2	0.85	3	PAINTED BLOCK
EAST WALL	1	5	N/A	N/A	N/A	N/A	2	7	360	13	479	380	-0.99	2	-0.47	3	PAINTED BLOCK
EAST WALL	3	5	N/A	N/A	N/A	N/A	1	7	320	13	478	380	0.48	2	-1.80	3	PAINTED BLOCK
LOWER VENT	35	-11	N/A	N/A	N/A	N/A	4	7	314	13	392	300	0.48	2	-1.80	3	PAINTED METAL DUCT
UPPER VENT	35	-11	N/A	N/A	N/A	N/A	1	7	270	13	379	280	-0.99	2	-0.47	3	PAINTED METAL DUCT

LB5100-W Low Background Counting System -- Smear Analysis

Date: 8/24/95
 Counting Unit id: 1
 Data file name: C:\LBXL\UNIT1\B01-350.XLD
 Batch Ended: 8/23/95 10:15
 Crosstalk Correction: Not Applied

Alpha activity action level (DPM): 20.00
 Beta activity action level (DPM): 200.00
 Certainty level for MDA and flags: 95.00%
 High Voltage Setting: 1440

Application Revision: 3
 Application Version: Standard

Alpha efficiency log file: th230ab
 Alpha Efficiency: 33.96%
 Alpha to Beta Crosstalk: 24.36%
 Alpha Background (CPM): 0.335714286
 Alpha Correction Factor: 1.000

Beta efficiency log file: tc99ab
 Beta Efficiency: 37.60%
 Beta into Alpha Crosstalk: 0.17%
 Beta Background (CPM): 1.678571429
 Beta Correction Factor: 1.000

Batch ID: BLAIRSVILLE 1-6-1

Carrier	Alpha Activity				Beta Activity				Count time (min)	Alpha CPM	Beta CPM	Completion Date - Time
	DPM	σ	flags	MDA	DPM	σ	flags	MDA				
1	-0.989	1.48	<MDA	7.98	2.18	2.99	<MDA	11.67	2.00	-0.336	0.82	8/23/95 9:07
2	-0.989	1.48	<MDA	7.98	-1.80	1.90	<MDA	11.67	2.00	-0.336	-0.68	8/23/95 9:09
3	0.484	1.48	<MDA	7.98	-3.13	1.36	<MDA	11.67	2.00	0.164	-1.18	8/23/95 9:11
4	1.956	2.09	<MDA	7.98	-0.47	2.32	<MDA	11.67	2.00	0.664	-0.18	8/23/95 9:14
5	0.484	1.48	<MDA	7.98	0.85	2.68	<MDA	11.67	2.00	0.164	0.32	8/23/95 9:16
6	-0.989	1.48	<MDA	7.98	0.85	2.68	<MDA	11.67	2.00	-0.336	0.32	8/23/95 9:18
7	1.956	2.09	<MDA	7.98	-1.80	1.90	<MDA	11.67	2.00	0.664	-0.68	8/23/95 9:20
8	0.484	1.48	<MDA	7.98	3.51	3.27	<MDA	11.67	2.00	0.164	1.32	8/23/95 9:22
9	-0.989	1.48	<MDA	7.98	-1.80	1.90	<MDA	11.67	2.00	-0.336	-0.68	8/23/95 9:25
10	-0.989	1.48	<MDA	7.98	0.85	2.68	<MDA	11.67	2.00	-0.336	0.32	8/23/95 9:27
11	-0.989	1.48	<MDA	7.98	-0.47	2.32	<MDA	11.67	2.00	-0.336	-0.18	8/23/95 9:29
12	-0.989	1.48	<MDA	7.98	2.18	2.99	<MDA	11.67	2.00	-0.336	0.82	8/23/95 9:31
13	-0.989	1.48	<MDA	7.98	2.18	2.99	<MDA	11.67	2.00	-0.336	0.82	8/23/95 9:33
14	-0.989	1.48	<MDA	7.98	-1.80	1.90	<MDA	11.67	2.00	-0.336	-0.68	8/23/95 9:36
15	-0.989	1.48	<MDA	7.98	6.17	3.77	<AL	11.67	2.00	-0.336	2.32	8/23/95 9:38
16	1.956	2.09	<MDA	7.98	3.51	3.27	<MDA	11.67	2.00	0.664	1.32	8/23/95 9:40
17	-0.989	1.48	<MDA	7.98	-1.80	1.90	<MDA	11.67	2.00	-0.336	-0.68	8/23/95 9:42
18	0.484	1.48	<MDA	7.98	-0.47	2.32	<MDA	11.67	2.00	0.164	-0.18	8/23/95 9:44
19	-0.989	1.48	<MDA	7.98	4.84	3.53	<AL	11.67	2.00	-0.336	1.82	8/23/95 9:47
20	-0.989	1.48	<MDA	7.98	-0.47	2.32	<MDA	11.67	2.00	-0.336	-0.18	8/23/95 9:49
21	-0.989	1.48	<MDA	7.98	-1.80	1.90	<MDA	11.67	2.00	-0.336	-0.68	8/23/95 9:51
22	0.484	1.48	<MDA	7.98	-0.47	2.32	<MDA	11.67	2.00	0.164	-0.18	8/23/95 9:53
23	-0.989	1.48	<MDA	7.98	-1.80	1.90	<MDA	11.67	2.00	-0.336	-0.68	8/23/95 9:55
24	0.484	1.48	<MDA	7.98	3.51	3.27	<MDA	11.67	2.00	0.164	1.32	8/23/95 9:58

LB5100-W Low Background Counting System -- Smear Analysis

Date: 8/24/95
 Counting Unit id: 1
 Data file name: C:\LBXL\UNIT1\B01-350.XLD
 Batch Ended: 8/23/95 10:15
 Crosstalk Correction: Not Applied

Alpha activity action level (DPM): 20.00
 Beta activity action level (DPM): 200.00
 Certainty level for MDA and flags: 95.00%
 High Voltage Setting: 1440

Application Revision: 3
 Application Version: Standard

Batch ID: BLAIRSVILLE 1-6-1

Carrier	Alpha Activity				Beta Activity				Count time (min)	Alpha CPM	Beta CPM	Completion Date - Time
	DPM	σ	flags	MDA	DPM	σ	flags	MDA				
25	-0.989	1.48	<MDA	7.98	0.85	2.68	<MDA	11.67	2.00	-0.336	0.32	8/23/95 10:00
26	-0.989	1.48	<MDA	7.98	-0.47	2.32	<MDA	11.67	2.00	-0.336	-0.18	8/23/95 10:02
27	-0.989	1.48	<MDA	7.98	-3.13	1.36	<MDA	11.67	2.00	-0.336	-1.18	8/23/95 10:04
28	-0.989	1.48	<MDA	7.98	0.85	2.68	<MDA	11.67	2.00	-0.336	0.32	8/23/95 10:06
29	-0.989	1.48	<MDA	7.98	-0.47	2.32	<MDA	11.67	2.00	-0.336	-0.18	8/23/95 10:09
30	0.484	1.48	<MDA	7.98	-1.80	1.90	<MDA	11.67	2.00	0.164	-0.68	8/23/95 10:11
31	0.484	1.48	<MDA	7.98	-1.80	1.90	<MDA	11.67	2.00	0.164	-0.68	8/23/95 10:13
32	-0.989	1.48	<MDA	7.98	-0.47	2.32	<MDA	11.67	2.00	-0.336	-0.18	8/23/95 10:15

Alpha efficiency log file: th230ab Alpha Efficiency: 33.96% Alpha to Beta Crosstalk: 24.36% Alpha Background (CPM): 0.335714286 Alpha Correction Factor: 1.000
Beta efficiency log file: tc99ab Beta Efficiency: 37.60% Beta into Alpha Crosstalk: 0.17% Beta Background (CPM): 1.678571429 Beta Correction Factor: 1.000

15W 14W 13W 12W 11W 10W 9W 8W 7W 6W 5W 4W 3W

20W 19W 18W 17W 16W

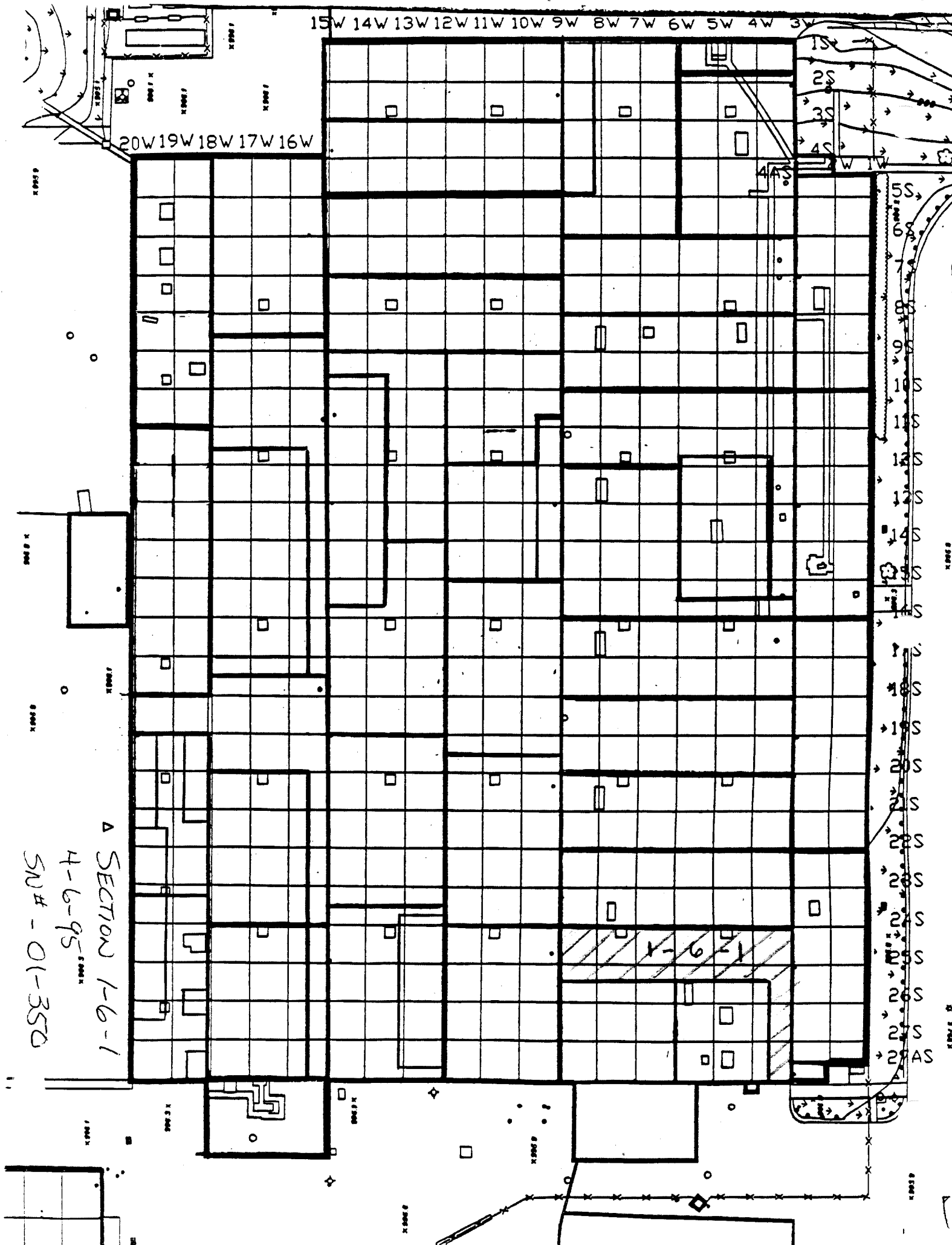
1S
2S
3S
4S
5S
6S
7S
8S
9S
10S
11S
12S
13S
14S
15S
16S
17S
18S
19S
20S
21S
22S
23S
24S
25S
26S
27S
28S
29AS

SECTION 1-6-1

4-6-95

SN# - 01-350

1-6-1



Blairsville Point Survey Form #003

Survey Serial #:	01-351
------------------	--------

Survey Section:	1
-----------------	---

Survey Unit:	7
--------------	---

Survey Sub-unit:	1
------------------	---

Classification:	4
-----------------	---

Survey Type:	UPPER
--------------	-------

Survey Date:	4/6/95
--------------	--------

Count Date:	8/23/95
-------------	---------


Alpha Survey Instruments				
Inst. S/N	Inst. Code	Eff. %	Corr. Fac.	Bkg. CPM
1517	7	19.7	5.08	1

Beta Survey Instruments				
Inst. S/N	Inst. Code	Eff. %	Corr. Fac.	Bkg. CPM
1601	13	34.6	2.89	260

Gamma or Beta/Gamma Instruments			
Inst. S/N	Inst. Code	Bkg.	Detection Type

Alpha Counting Instruments				
Inst. S/N	Inst. Code	Eff. %	Corr. Fac.	Bkg. CPM
13295	2	33.96	2.94	0.34

Beta Counting Instruments				
Inst. S/N	Inst. Code	Eff. %	Corr. Fac.	Bkg. CPM
13295	3	37.6	2.66	1.68

Surveyor:	C. VERGARI/L. SMITH
Signature:	

Surface Description	Coordinates		Gamma at 1m	Gamma Inst. Code	Beta/Gamma Contact mR/hr	Beta/Gamma Code	Contact Gross 1 min. Count Alpha	Alpha Inst. Code	Contact Gross 1 min. Count Beta	Beta Inst. Code	Scan Contact Gross CPM		Removable DPM/100 cm2 Alpha	Alpha Count Code	Removable DPM/100 cm2 Beta	Beta Count Code	Comments
											Max Beta	Avg Beta					
	X	Y	uR/hr	Code	mR/hr	Code	Alpha	Code	Beta	Code	Max Beta	Avg Beta					
EAST WALL	1	5	N/A	N/A	N/A	N/A	0	7	325	13	409	300	-0.99	2	-0.47	3	PAINTED BLOCK
EAST WALL	3	5	N/A	N/A	N/A	N/A	0	7	343	13	399	310	-0.99	2	-3.13	3	PAINTED BLOCK
EAST WALL	7	5	N/A	N/A	N/A	N/A	1	7	311	13	359	260	0.48	2	2.18	3	PAINTED BLOCK
EAST WALL	9	5	N/A	N/A	N/A	N/A	1	7	301	13	470	300	-0.99	2	-1.80	3	PAINTED BLOCK
CEILING	34	-4	N/A	N/A	N/A	N/A	1	7	267	13	479	300	-0.99	2	-3.13	3	PAINTED STEEL
CEILING	34	-6	N/A	N/A	N/A	N/A	1	7	251	13	375	240	-0.99	2	-1.80	3	PAINTED STEEL
CEILING	34	-8	N/A	N/A	N/A	N/A	1	7	260	13	360	280	-0.99	2	-3.13	3	PAINTED STEEL
CEILING	34	-10	N/A	N/A	N/A	N/A	0	7	232	13	366	280	-0.99	2	-4.46	3	PAINTED STEEL
CEILING	24	-9	N/A	N/A	N/A	N/A	0	7	234	13	360	230	-0.99	2	-0.47	3	PAINTED STEEL
CEILING	26	-9	N/A	N/A	N/A	N/A	1	7	221	13	371	260	1.96	2	4.84	3	PAINTED STEEL
DUCTWORK TOP	25	-10.5	N/A	N/A	N/A	N/A	2	7	235	13	338	220	1.96	2	-4.46	3	PAINTED METAL
CEILING	25	-7	N/A	N/A	N/A	N/A	0	7	222	13	326	200	-0.99	2	0.85	3	PAINTED STEEL
CEILING	27	-7	N/A	N/A	N/A	N/A	1	7	218	13	318	200	-0.99	2	3.51	3	PAINTED STEEL
CEILING	11	0	N/A	N/A	N/A	N/A	2	7	255	13	322	210	0.48	2	0.85	3	PAINTED STEEL
CEILING	11	-2	N/A	N/A	N/A	N/A	1	7	203	13	360	260	-0.99	2	-3.13	3	PAINTED STEEL
CEILING	7	-1	N/A	N/A	N/A	N/A	2	7	230	13	322	250	-0.99	2	-1.80	3	PAINTED STEEL
CEILING	7	-2	N/A	N/A	N/A	N/A	1	7	242	13	347	270	-0.99	2	6.17	3	PAINTED STEEL
CEILING	10	-10	N/A	N/A	N/A	N/A	1	7	236	13	298	200	-0.99	2	-3.13	3	PAINTED STEEL
CEILING	10	-12	N/A	N/A	N/A	N/A	3	7	235	13	293	240	-0.99	2	-0.47	3	PAINTED STEEL
DUCTWORK TOP	11	-11	N/A	N/A	N/A	N/A	0	7	245	13	329	180	-0.99	2	-1.80	3	PAINTED DUCT
CEILING	2	-4	N/A	N/A	N/A	N/A	1	7	222	13	339	240	-0.99	2	2.18	3	PAINTED STEEL
CEILING	2	-6	N/A	N/A	N/A	N/A	3	7	232	13	325	240	-0.99	2	7.50	3	PAINTED STEEL
CEILING	4	-2	N/A	N/A	N/A	N/A	3	7	239	13	322	260	-0.99	2	-0.47	3	PAINTED STEEL

Blairsville Point survey Form #003

Survey Serial #:	01-351
------------------	--------

Survey Section:	1
-----------------	---

Survey Unit:	7
--------------	---

Survey Sub-unit:	1
------------------	---

Classification:	4
-----------------	---

Survey Type:	UPPER
--------------	-------

Survey Date:	4/6/95
--------------	--------

Count Date:	8/23/95
-------------	---------


Alpha Survey Instruments				
Inst. S/N	Inst. Code	Eff. %	Corr. Fac.	Bkg. CPM
1517	7	19.7	5.08	1

Beta Survey Instruments				
Inst. S/N	Inst. Code	Eff. %	Corr. Fac.	Bkg. CPM
1601	13	34.6	2.89	260

Gamma or Beta/Gamma Instruments			
Inst. S/N	Inst. Code	Bkg.	Detection Type

Alpha Counting Instruments				
Inst. S/N	Inst. Code	Eff. %	Corr. Fac.	Bkg. CPM
13295	2	33.96	2.94	0.34

Beta Counting Instruments				
Inst. S/N	Inst. Code	Eff. %	Corr. Fac.	Bkg. CPM
13295	3	37.6	2.66	1.68

Surveyor:	C. VERGARI/L. SMITH
Signature:	

Surface Description	Coordinates		Gamma at 1m uR/hr	Gamma Inst. Code	Beta/Gamma Contact mR/hr	Beta/Gamma Code	Contact Gross 1 min. Count Alpha	Alpha Inst. Code	Contact Gross 1 min. Count Beta	Beta Inst. Code	Scan Contact Gross CPM		Removable DPM/100 cm2 Alpha	Alpha Count Code	Removable DPM/100 cm2 Beta	Beta Count Code	Comments
	X	Y									Max Beta	Avg Beta					
CEILING	4	-4	N/A	N/A	N/A	N/A	1	7	277	13	383	280	0.48	2	0.85	3	PAINTED STEEL
CEILING	15	-4	N/A	N/A	N/A	N/A	0	7	243	13	480	280	0.48	2	0.85	3	PAINTED STEEL
CEILING	15	-6	N/A	N/A	N/A	N/A	0	7	252	13	382	230	0.48	2	0.85	3	PAINTED STEEL
CEILING	19	-8	N/A	N/A	N/A	N/A	4	7	249	13	360	210	-0.99	2	-0.47	3	PAINTED STEEL
DUCTWORK TOP	19	-10	N/A	N/A	N/A	N/A	1	7	228	13	357	200	-0.99	2	4.84	3	PAINTED
CEILING	19	-2	N/A	N/A	N/A	N/A	4	7	240	13	351	280	-0.99	2	2.18	3	PAINTED STEEL
CEILING	19	-4	N/A	N/A	N/A	N/A	1	7	217	13	340	260	-0.99	2	2.18	3	PAINTED STEEL

LB5100-W Low Background Counting System -- Smear Analysis

Date: 8/24/95
 Counting Unit id: 1
 Data file name: C:\LBXL\UNIT1\B01-351.XLD
 Batch Ended: 8/23/95 11:21
 Crosstalk Correction: Not Applied

Alpha activity action level (DPM): 20.00
 Beta activity action level (DPM): 200.00
 Certainty level for MDA and flags: 95.00%
 High Voltage Setting: 1440

Application Revision: 3
 Application Version: Standard

Alpha efficiency log file: th230ab
 Alpha Efficiency: 33.96%
 Alpha to Beta Crosstalk: 24.36%
 Alpha Background (CPM): 0.335714286
 Alpha Correction Factor: 1.000

Beta efficiency log file: tc99ab
 Beta Efficiency: 37.60%
 Beta into Alpha Crosstalk: 0.17%
 Beta Background (CPM): 1.678571429
 Beta Correction Factor: 1.000

Batch ID: BLAIRSVILLE 1-7-1

Carrier	Alpha Activity				Beta Activity				Count time (min)	Alpha CPM	Beta CPM	Completion Date - Time
	DPM	σ	flags	MDA	DPM	σ	flags	MDA				
33	-0.989	1.48	<MDA	7.98	-0.47	2.32	<MDA	11.67	2.00	-0.336	-0.18	8/23/95 10:17
34	-0.989	1.48	<MDA	7.98	-3.13	1.36	<MDA	11.67	2.00	-0.336	-1.18	8/23/95 10:20
35	0.484	1.48	<MDA	7.98	2.18	2.99	<MDA	11.67	2.00	0.164	0.82	8/23/95 10:22
36	-0.989	1.48	<MDA	7.98	-1.80	1.90	<MDA	11.67	2.00	-0.336	-0.68	8/23/95 10:24
37	-0.989	1.48	<MDA	7.98	-3.13	1.36	<MDA	11.67	2.00	-0.336	-1.18	8/23/95 10:26
38	-0.989	1.48	<MDA	7.98	-1.80	1.90	<MDA	11.67	2.00	-0.336	-0.68	8/23/95 10:29
39	-0.989	1.48	<MDA	7.98	-3.13	1.36	<MDA	11.67	2.00	-0.336	-1.18	8/23/95 10:31
40	-0.989	1.48	<MDA	7.98	-4.46	1.36	<MDA	11.67	2.00	-0.336	-1.68	8/23/95 10:33
41	-0.989	1.48	<MDA	7.98	-0.47	2.32	<MDA	11.67	2.00	-0.336	-0.18	8/23/95 10:35
42	1.956	2.09	<MDA	7.98	4.84	3.53	<AL	11.67	2.00	0.664	1.82	8/23/95 10:37
43	1.956	2.09	<MDA	7.98	-4.46	1.36	<MDA	11.67	2.00	0.664	-1.68	8/23/95 10:39
44	-0.989	1.48	<MDA	7.98	0.85	2.68	<MDA	11.67	2.00	-0.336	0.32	8/23/95 10:42
45	-0.989	1.48	<MDA	7.98	3.51	3.27	<MDA	11.67	2.00	-0.336	1.32	8/23/95 10:44
46	0.484	1.48	<MDA	7.98	0.85	2.68	<MDA	11.67	2.00	0.164	0.32	8/23/95 10:46
47	-0.989	1.48	<MDA	7.98	-3.13	1.36	<MDA	11.67	2.00	-0.336	-1.18	8/23/95 10:48
48	-0.989	1.48	<MDA	7.98	-1.80	1.90	<MDA	11.67	2.00	-0.336	-0.68	8/23/95 10:51
49	-0.989	1.48	<MDA	7.98	6.17	3.77	<AL	11.67	2.00	-0.336	2.32	8/23/95 10:53
50	-0.989	1.48	<MDA	7.98	-3.13	1.36	<MDA	11.67	2.00	-0.336	-1.18	8/23/95 10:55
51	-0.989	1.48	<MDA	7.98	-0.47	2.32	<MDA	11.67	2.00	-0.336	-0.18	8/23/95 10:57
52	-0.989	1.48	<MDA	7.98	-1.80	1.90	<MDA	11.67	2.00	-0.336	-0.68	8/23/95 10:59
53	-0.989	1.48	<MDA	7.98	2.18	2.99	<MDA	11.67	2.00	-0.336	0.82	8/23/95 11:01
54	-0.989	1.48	<MDA	7.98	7.50	4.00	<AL	11.67	2.00	-0.336	2.82	8/23/95 11:04
55	-0.989	1.48	<MDA	7.98	-0.47	2.32	<MDA	11.67	2.00	-0.336	-0.18	8/23/95 11:06
56	0.484	1.48	<MDA	7.98	0.85	2.68	<MDA	11.67	2.00	0.164	0.32	8/23/95 11:08

LB5100-W Low Background Counting System -- Smear Analysis

Date: 8/24/95
 Counting Unit id: 1
 Data file name: C:\LBXL\UNIT1\B01-351.XLD
 Batch Ended: 8/23/95 11:21
 Crosstalk Correction: Not Applied

Alpha activity action level (DPM): 20.00
 Beta activity action level (DPM): 200.00
 Certainty level for MDA and flags: 95.00%
 High Voltage Setting: 1440

Application Revision: 3
 Application Version: Standard

Alpha efficiency log file: th230ab Alpha Efficiency: 33.96% Alpha to Beta Crosstalk: 24.36% Alpha Background (CPM): 0.335714286 Alpha Correction Factor: 1.000			
Beta efficiency log file: tc99ab Beta Efficiency: 37.60% Beta into Alpha Crosstalk: 0.17% Beta Background (CPM): 1.678571429 Beta Correction Factor: 1.000			
Count time (min)	Alpha CPM	Beta CPM	Completion Date - Time
2.00	0.164	0.32	8/23/95 11:10
2.00	0.164	0.32	8/23/95 11:13
2.00	-0.336	-0.18	8/23/95 11:15
2.00	-0.336	1.82	8/23/95 11:17
2.00	-0.336	0.82	8/23/95 11:19
2.00	-0.336	0.82	8/23/95 11:21

Batch ID: BLAIRSVILLE 1-7-1

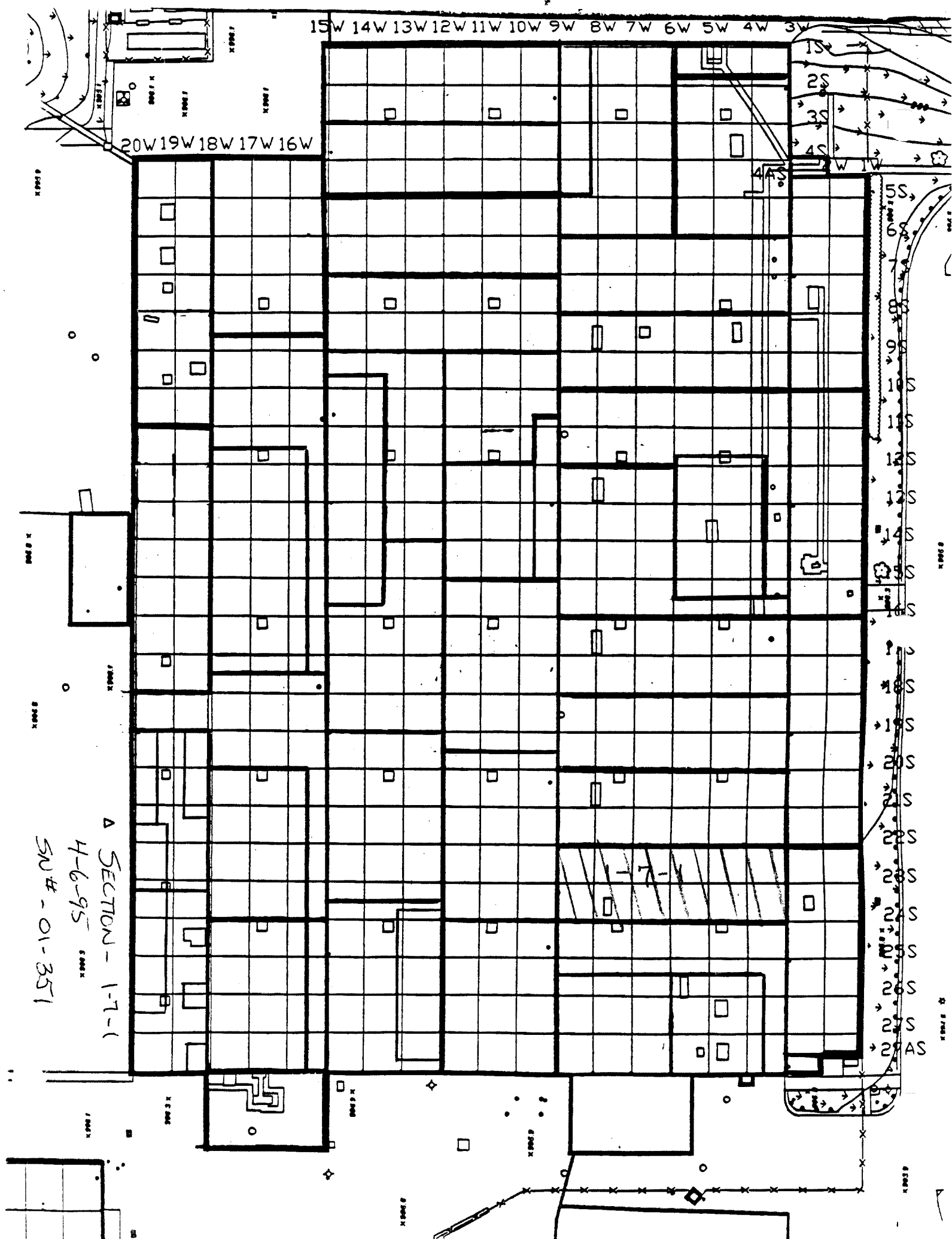
Carrier	Alpha Activity				Beta Activity			
	DPM	σ	flags	MDA	DPM	σ	flags	MDA
57	0.484	1.48	<MDA	7.98	0.85	2.68	<MDA	11.67
58	0.484	1.48	<MDA	7.98	0.85	2.68	<MDA	11.67
59	-0.989	1.48	<MDA	7.98	-0.47	2.32	<MDA	11.67
60	-0.989	1.48	<MDA	7.98	4.84	3.53	<AL	11.67
61	-0.989	1.48	<MDA	7.98	2.18	2.99	<MDA	11.67
62	-0.989	1.48	<MDA	7.98	2.18	2.99	<MDA	11.67

15W 14W 13W 12W 11W 10W 9W 8W 7W 6W 5W 4W 3W

20W 19W 18W 17W 16W

15S
2S
3S
4S
5S
6S
7S
8S
9S
10S
11S
12S
13S
14S
15S
16S
17S
18S
19S
20S
21S
22S
23S
24S
25S
26S
27S
28S
29S
30S
31S
32S
33S
34S
35S
36S
37S
38S
39S
40S
41S
42S
43S
44S
45S
46S
47S
48S
49S
50S
51S
52S
53S
54S
55S
56S
57S
58S
59S
60S
61S
62S
63S
64S
65S
66S
67S
68S
69S
70S
71S
72S
73S
74S
75S
76S
77S
78S
79S
80S
81S
82S
83S
84S
85S
86S
87S
88S
89S
90S
91S
92S
93S
94S
95S
96S
97S
98S
99S
100S

SECTION - 1-7-1
4-6-95
SU# - 01-351



Blairsville Point Survey Form #003

Survey Serial #:	01-352
Survey Section:	1
Survey Unit:	8
Survey Sub-unit:	1

Alpha Survey Instruments				
Inst. S/N	Inst. Code	Eff. %	Corr. Fac.	Bkg. CPM
1517	7	19.7	5.08	0


Beta Survey Instruments				
Inst. S/N	Inst. Code	Eff. %	Corr. Fac.	Bkg. CPM
1601	13	34.6	2.89	182

Gamma or Beta/Gamma Instruments			
Inst. S/N	Inst. Code	Bkg.	Detection Type

Classification:	4
Survey Type:	UPPER
Survey Date:	4/10/95
Count Date:	8/23/95

Alpha Counting Instruments				
Inst. S/N	Inst. Code	Eff. %	Corr. Fac.	Bkg. CPM
13295	2	33.96	2.94	0.34

Beta Counting Instruments				
Inst. S/N	Inst. Code	Eff. %	Corr. Fac.	Bkg. CPM
13295	3	37.6	2.66	1.68

Surveyor:	V. TAYLOR/L. SMITH/C. VERGARI
Signature:	

Surface Description	Coordinates		Gamma at 1m	Gamma Inst.	Beta/Gamma Contact	Beta/Gamma	Contact Gross 1 min. Count	Alpha Inst.	Contact Gross 1 min. Count	Beta Inst.	Scan Contact Gross CPM		Removable DPM/100 cm2	Alpha Count	Removable DPM/100 cm2	Beta Count	Comments
	X	Y	uR/hr	Code	mR/hr	Code	Alpha	Beta	Code	Max Beta	Avg Beta	Alpha	Code	Beta	Code		
CEILING	12	-8	N/A	N/A	N/A	N/A	2	7	259	13	338	270	-0.99	2	-1.80	3	PAINTED STEEL
CEILING	12	-10	N/A	N/A	N/A	N/A	1	7	247	13	343	260	-0.99	2	-0.47	3	PAINTED STEEL
CEILING	15	-7	N/A	N/A	N/A	N/A	0	7	232	13	290	210	0.48	2	-1.80	3	PAINTED STEEL
CEILING	15	-9	N/A	N/A	N/A	N/A	6	7	228	13	373	250	-0.99	2	0.85	3	PAINTED STEEL
CEILING	14	-1	N/A	N/A	N/A	N/A	0	7	233	12	394	230	0.48	2	2.18	3	PAINTED STEEL
CEILING	14	-3	N/A	N/A	N/A	N/A	1	7	223	13	297	240	-0.99	2	0.85	3	PAINTED STEEL
CEILING	12	-1	N/A	N/A	N/A	N/A	2	7	260	13	343	230	0.48	2	2.18	3	PAINTED STEEL
CEILING	12	-3	N/A	N/A	N/A	N/A	0	7	343	13	323	250	-0.99	2	-0.47	3	PAINTED STEEL
CEILING	21	-1	N/A	N/A	N/A	N/A	0	7	247	13	356	270	-0.99	2	2.18	3	PAINTED STEEL
CEILING	21	-3	N/A	N/A	N/A	N/A	2	7	252	13	383	250	0.48	2	-1.80	3	PAINTED STEEL
CEILING	24	-1	N/A	N/A	N/A	N/A	3	7	228	13	293	240	1.96	2	-1.80	3	PAINTED STEEL
CEILING	24	-3	N/A	N/A	N/A	N/A	2	7	299	13	330	220	-0.99	2	-0.47	3	PAINTED STEEL
DUCTWORK TOP	24	-4	N/A	N/A	N/A	N/A	1	7	249	13	240	210	-0.99	2	-1.80	3	DUCT
CEILING	24	-8	N/A	N/A	N/A	N/A	3	7	196	13	480	260	-0.99	2	-1.80	3	PAINTED STEEL
CEILING	24	-10	N/A	N/A	N/A	N/A	3	7	224	13	318	210	-0.99	2	2.18	3	PAINTED STEEL
CEILING	20	-9	N/A	N/A	N/A	N/A	0	7	253	13	361	260	0.48	2	-1.80	3	PAINTED STEEL
CEILING	20	-11	N/A	N/A	N/A	N/A	2	7	245	13	346	230	-0.99	2	-3.13	3	PAINTED STEEL
CEILING	22	-7	N/A	N/A	N/A	N/A	1	7	255	13	480	250	-0.99	2	2.18	3	PAINTED STEEL
CEILING	22	-9	N/A	N/A	N/A	N/A	0	7	239	13	327	230	-0.99	2	-1.80	3	PAINTED STEEL
CEILING	22	-11	N/A	N/A	N/A	N/A	2	7	233	13	340	240	0.48	2	3.51	3	PAINTED STEEL
CEILING	33	-1	N/A	N/A	N/A	N/A	2	7	253	13	380	240	-0.99	2	-1.80	3	PAINTED STEEL
CEILING	33	-3	N/A	N/A	N/A	N/A	3	7	250	13	374	280	-0.99	2	6.17	3	PAINTED STEEL
VENT DUCT	33	-4	N/A	N/A	N/A	N/A	0	7	265	13	297	250	-0.99	2	-1.80	3	DUCT

Blairsville Point Survey Form #003

Survey Serial #:	01-352
------------------	--------

Survey Section:	1
-----------------	---

Survey Unit:	8
--------------	---

Survey Sub-unit:	1
------------------	---

Classification:	4
-----------------	---

Survey Type:	UPPER
--------------	-------

Survey Date:	4/10/95
--------------	---------

Count Date:	8/23/95
-------------	---------

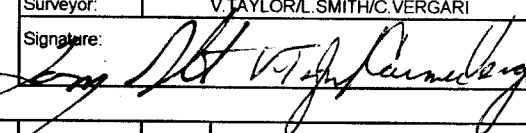
Alpha Survey Instruments				
Inst. S/N	Inst. Code	Eff. %	Corr. Fac.	Bkg. CPM
1517	7	19.7	5.08	0

Beta Survey Instruments				
Inst. S/N	Inst. Code	Eff. %	Corr. Fac.	Bkg. CPM
1601	13	34.6	2.89	182

Gamma or Beta/Gamma Instruments			
Inst. S/N	Inst. Code	Bkg.	Detection Type

Alpha Counting Instruments				
Inst. S/N	Inst. Code	Eff. %	Corr. Fac.	Bkg. CPM
13295	2	33.96	2.94	0.34

Beta Counting Instruments				
Inst. S/N	Inst. Code	Eff. %	Corr. Fac.	Bkg. CPM
13295	3	37.6	2.66	1.68

Surveyor:	V. TAYLOR/L. SMITH/C. VERGARI
Signature:	

Surface Description	Coordinates		Gamma at 1m	Gamma Inst.	Beta/Gamma Contact	Beta/Gamma	Contact Gross 1 min. Count	Alpha Inst.	Contact Gross 1 min. Count	Beta Inst.	Scan Contact Gross CPM		Removable DPM/100 cm2	Alpha Count	Removable DPM/100 cm2	Beta Count	Comments
	X	Y	uR/hr	Code	mR/hr	Code	Alpha	Beta	Code	Code	Max Beta	Avg Beta	Alpha	Code	Beta	Code	
VENT DUCT	33	-9	N/A	N/A	N/A	N/A	3	7	263	13	340	230	-0.99	2	-0.47	3	CEILING
VENT DUCT	33	-11	N/A	N/A	N/A	N/A	0	7	240	13	330	250	-0.99	2	-0.47	3	CEILING
EAST WALL	9.5	5	N/A	N/A	N/A	N/A	2	7	335	13	470	320	-0.99	2	-0.47	3	PAINTED BLOCK
EAST WALL	11.5	5	N/A	N/A	N/A	N/A	3	7	341	13	432	290	-0.99	2	2.18	3	PAINTED BLOCK
EAST WALL	7.3	3.5	N/A	N/A	N/A	N/A	0	7	309	13	329	250	0.48	2	3.51	3	PAINTED BLOCK
EAST WALL	8	6	N/A	N/A	N/A	N/A	0	7	365	13	441	340	-0.99	2	-0.47	3	PAINTED BLOCK
CEILING	36	-8	N/A	N/A	N/A	N/A	0	7	304	13	353	230	0.48	2	-1.80	3	PAINTED STEEL

LB5100-W Low Background Counting System -- Smear Analysis

Date: 8/24/95
 Counting Unit id: 1
 Data file name: C:\LBXL\UNIT1\B01-352.XLD
 Batch Ended: 8/23/95 12:27
 Crosstalk Correction: Not Applied

Alpha activity action level (DPM): 20.00
 Beta activity action level (DPM): 200.00
 Certainty level for MDA and flags: 95.00%
 High Voltage Setting: 1440

Application Revision: 3
 Application Version: Standard

Batch ID: BLAIRSVILLE 1-8-1

Alpha efficiency log file: th230ab			
Alpha Efficiency: 33.96%			
Alpha to Beta Crosstalk: 24.36%			
Alpha Background (CPM): 0.335714286			
Alpha Correction Factor: 1.000			
Beta efficiency log file: tc99ab			
Beta Efficiency: 37.60%			
Beta into Alpha Crosstalk: 0.17%			
Beta Background (CPM): 1.678571429			
Beta Correction Factor: 1.000			
Count time (min)	Alpha CPM	Beta CPM	Completion Date - Time
2.00	-0.336	-0.68	8/23/95 11:24
2.00	-0.336	-0.18	8/23/95 11:26
2.00	0.164	-0.68	8/23/95 11:28
2.00	-0.336	0.32	8/23/95 11:30
2.00	0.164	0.82	8/23/95 11:32
2.00	-0.336	0.32	8/23/95 11:35
2.00	0.164	0.82	8/23/95 11:37
2.00	-0.336	-0.18	8/23/95 11:39
2.00	-0.336	0.82	8/23/95 11:41
2.00	0.164	-0.68	8/23/95 11:43
2.00	0.664	-0.68	8/23/95 11:46
2.00	-0.336	-0.18	8/23/95 11:48
2.00	-0.336	-0.68	8/23/95 11:50
2.00	-0.336	-0.68	8/23/95 11:52
2.00	-0.336	0.82	8/23/95 11:54
2.00	0.164	-0.68	8/23/95 11:57
2.00	-0.336	-1.18	8/23/95 11:59
2.00	-0.336	0.82	8/23/95 12:01
2.00	-0.336	-0.68	8/23/95 12:03
2.00	0.164	1.32	8/23/95 12:05
2.00	-0.336	-0.68	8/23/95 12:08
2.00	-0.336	2.32	8/23/95 12:10
2.00	-0.336	-0.68	8/23/95 12:12
2.00	-0.336	-0.18	8/23/95 12:14

Carrier	Alpha Activity				Beta Activity			
	DPM	σ	flags	MDA	DPM	σ	flags	MDA
64	-0.989	1.48	<MDA	7.98	-1.80	1.90	<MDA	11.67
63	-0.989	1.48	<MDA	7.98	-0.47	2.32	<MDA	11.67
65	0.484	1.48	<MDA	7.98	-1.80	1.90	<MDA	11.67
66	-0.989	1.48	<MDA	7.98	0.85	2.68	<MDA	11.67
67	0.484	1.48	<MDA	7.98	2.18	2.99	<MDA	11.67
68	-0.989	1.48	<MDA	7.98	0.85	2.68	<MDA	11.67
69	0.484	1.48	<MDA	7.98	2.18	2.99	<MDA	11.67
70	-0.989	1.48	<MDA	7.98	-0.47	2.32	<MDA	11.67
71	-0.989	1.48	<MDA	7.98	2.18	2.99	<MDA	11.67
72	0.484	1.48	<MDA	7.98	-1.80	1.90	<MDA	11.67
73	1.956	2.09	<MDA	7.98	-1.80	1.90	<MDA	11.67
74	-0.989	1.48	<MDA	7.98	-0.47	2.32	<MDA	11.67
75	-0.989	1.48	<MDA	7.98	-1.80	1.90	<MDA	11.67
76	-0.989	1.48	<MDA	7.98	-1.80	1.90	<MDA	11.67
77	-0.989	1.48	<MDA	7.98	2.18	2.99	<MDA	11.67
78	0.484	1.48	<MDA	7.98	-1.80	1.90	<MDA	11.67
79	-0.989	1.48	<MDA	7.98	-3.13	1.36	<MDA	11.67
80	-0.989	1.48	<MDA	7.98	2.18	2.99	<MDA	11.67
81	-0.989	1.48	<MDA	7.98	-1.80	1.90	<MDA	11.67
82	0.484	1.48	<MDA	7.98	3.51	3.27	<MDA	11.67
83	-0.989	1.48	<MDA	7.98	-1.80	1.90	<MDA	11.67
84	-0.989	1.48	<MDA	7.98	6.17	3.77	<AL	11.67
85	-0.989	1.48	<MDA	7.98	-1.80	1.90	<MDA	11.67
86	-0.989	1.48	<MDA	7.98	-0.47	2.32	<MDA	11.67

LB5100-W Low Background Counting System -- Smear Analysis

Date: 8/24/95
 Counting Unit id: 1
 Data file name: C:\LBXL\UNIT1\B01-352.XLD
 Batch Ended: 8/23/95 12:27
 Crosstalk Correction: Not Applied

Alpha activity action level (DPM): 20.00
 Beta activity action level (DPM): 200.00
 Certainty level for MDA and flags: 95.00%
 High Voltage Setting: 1440

Application Revision: 3
 Application Version: Standard

Batch ID: BLAIRSVILLE 1-8-1

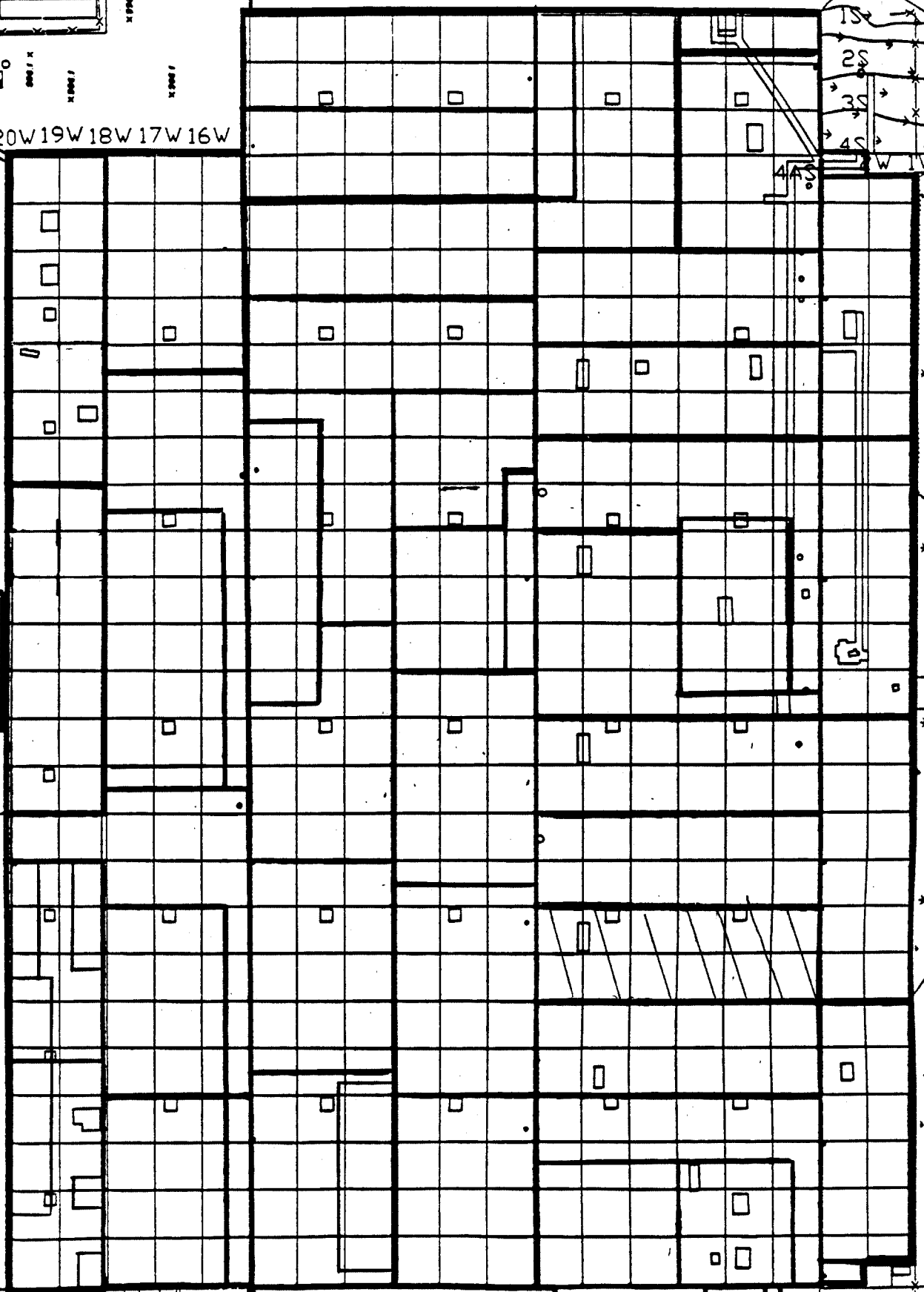
Alpha efficiency log file: th230ab Alpha Efficiency: 33.96% Alpha to Beta Crosstalk: 24.36% Alpha Background (CPM): 0.335714286 Alpha Correction Factor: 1.000			
Beta efficiency log file: tc99ab Beta Efficiency: 37.60% Beta into Alpha Crosstalk: 0.17% Beta Background (CPM): 1.678571429 Beta Correction Factor: 1.000			
Count time (min)	Alpha CPM	Beta CPM	Completion Date - Time
2.00	-0.336	-0.18	8/23/95 12:16
2.00	-0.336	-0.18	8/23/95 12:19
2.00	-0.336	0.82	8/23/95 12:21
2.00	0.164	1.32	8/23/95 12:23
2.00	-0.336	-0.18	8/23/95 12:25
2.00	0.164	-0.68	8/23/95 12:27

Carrier	Alpha Activity				Beta Activity			
	DPM	σ	flags	MDA	DPM	σ	flags	MDA
87	-0.989	1.48	<MDA	7.98	-0.47	2.32	<MDA	11.67
88	-0.989	1.48	<MDA	7.98	-0.47	2.32	<MDA	11.67
89	-0.989	1.48	<MDA	7.98	2.18	2.99	<MDA	11.67
90	0.484	1.48	<MDA	7.98	3.51	3.27	<MDA	11.67
91	-0.989	1.48	<MDA	7.98	-0.47	2.32	<MDA	11.67
92	0.484	1.48	<MDA	7.98	-1.80	1.90	<MDA	11.67

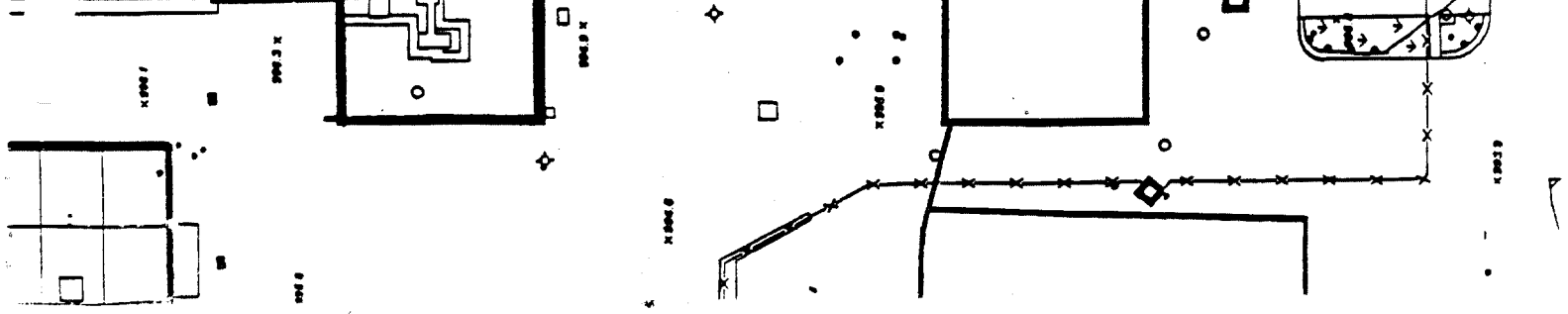
15W 14W 13W 12W 11W 10W 9W 8W 7W 6W 5W 4W 3W

20W 19W 18W 17W 16W

UNIT: 1-8-1
SN: 01-358
DATE: 4-10-95
BY: CD/UT/LS



1S
2S
3S
4S
5S
6S
7S
8S
9S
10S
11S
12S
13S
14S
15S
16S
17S
18S
19S
20S
21S
22S
23S
24S
25S
26S
27S
28S
29AS



Blairsville Point Survey Form #003

Survey Serial #:	01-353
Survey Section:	1
Survey Unit:	9
Survey Sub-unit:	1

Alpha Survey Instruments				
Inst. S/N	Inst. Code	Eff. %	Corr. Fac.	Bkg. CPM
1517	7	19.7	5.08	0


Beta Survey Instruments				
Inst. S/N	Inst. Code	Eff. %	Corr. Fac.	Bkg. CPM
1601	13	34.6	2.89	182

Gamma or Beta/Gamma Instruments			
Inst. S/N	Inst. Code	Bkg.	Detection Type

Classification:	4
Survey Type:	UPPER

Alpha Counting Instruments				
Inst. S/N	Inst. Code	Eff. %	Corr. Fac.	Bkg. CPM
13295	2	33.96	2.94	0.34

Beta Counting Instruments				
Inst. S/N	Inst. Code	Eff. %	Corr. Fac.	Bkg. CPM
13295	3	37.6	2.66	1.68

Surveyor:	V.TAYLOR/L.SMITH/C.VERGARI
Signature:	

Surface Description	Coordinates		Gamma at 1m uR/hr	Gamma Inst. Code	Beta/Gamma Contact mR/hr	Beta/Gamma Code	Contact Gross 1 min. Count Alpha	Alpha Inst. Code	Contact Gross 1 min. Count Beta	Beta Inst. Code	Scan Contact Gross CPM		Removable DPM/100 cm2 Alpha	Alpha Count Code	Removable DPM/100 cm2 Beta	Beta Count Code	Comments
	X	Y									Max Beta	Avg Beta					
	CEILING	35									-7	N/A					
CEILING	35	-9	N/A	N/A	N/A	N/A	1	7	282	13	410	280	1.96	2	0.85	3	PAINTED STEEL
EAST WALL	7	6	N/A	N/A	N/A	N/A	0	7	357	13	455	330	-0.99	2	-4.46	3	PAINTED BLOCK
EAST WALL	9	6	N/A	N/A	N/A	N/A	4	7	342	13	361	290	-0.99	2	-3.13	3	PAINTED BLOCK
CEILING	35	-1	N/A	N/A	N/A	N/A	0	7	257	13	300	260	0.48	2	-1.80	3	PAINTED STEEL
CEILING	35	-3	N/A	N/A	N/A	N/A	3	7	263	13	415	300	-0.99	2	-0.47	3	PAINTED STEEL
EAST WALL	1	6	N/A	N/A	N/A	N/A	1	7	383	13	477	340	-0.99	2	-3.13	3	PAINTED BLOCK
EAST WALL	3	6	N/A	N/A	N/A	N/A	2	7	388	13	478	320	-0.99	2	-1.80	3	PAINTED BLOCK
CEILING	31	-1	N/A	N/A	N/A	N/A	0	7	252	13	334	230	0.48	2	-1.80	3	PAINTED STEEL
CEILING	33	-1	N/A	N/A	N/A	N/A	0	7	246	13	355	260	4.90	2	2.18	3	PAINTED STEEL
CEILING	33	-8	N/A	N/A	N/A	N/A	2	7	251	13	418	250	1.96	2	-1.80	3	PAINTED STEEL
CEILING	33	-10	N/A	N/A	N/A	N/A	0	7	256	13	339	270	1.96	2	4.84	3	PAINTED STEEL
CEILING	28	-8	N/A	N/A	N/A	N/A	1	7	279	13	333	250	-0.99	2	2.18	3	PAINTED STEEL
CEILING	30	-8	N/A	N/A	N/A	N/A	0	7	264	13	336	260	-0.99	2	-1.80	3	PAINTED STEEL
CEILING	21	-9	N/A	N/A	N/A	N/A	1	7	227	13	370	250	0.48	2	3.51	3	PAINTED STEEL
CEILING	21	-11	N/A	N/A	N/A	N/A	1	7	271	13	374	240	0.48	2	-3.13	3	PAINTED STEEL
CEILING	21	-8	N/A	N/A	N/A	N/A	1	7	247	13	343	260	0.48	2	-4.46	3	PAINTED STEEL
CEILING	21	-10	N/A	N/A	N/A	N/A	3	7	258	13	335	210	0.48	2	-4.46	3	PAINTED STEEL
CEILING	19	-9	N/A	N/A	N/A	N/A	0	7	252	13	355	270	0.48	2	-3.13	3	PAINTED STEEL
CEILING	19	-11	N/A	N/A	N/A	N/A	0	7	238	13	343	250	-0.99	2	3.51	3	PAINTED STEEL
CEILING	15	-1	N/A	N/A	N/A	N/A	1	7	218	13	339	230	0.48	2	-3.13	3	PAINTED STEEL
CEILING	15	-3	N/A	N/A	N/A	N/A	3	7	278	13	331	270	0.48	2	2.18	3	PAINTED STEEL
CEILING	15	-4	N/A	N/A	N/A	N/A	2	7	251	13	336	220	-0.99	2	-1.80	3	PAINTED STEEL

Blairsville Point Survey Form #003

Survey Serial #:	01-353
Survey Section:	1
Survey Unit:	9
Survey Sub-unit:	1

Alpha Survey Instruments				
Inst. S/N	Inst. Code	Eff. %	Corr. Fac.	Bkg. CPM
1517	7	19.7	5.08	0


Beta Survey Instruments				
Inst. S/N	Inst. Code	Eff. %	Corr. Fac.	Bkg. CPM
1601	13	34.6	2.89	182

Gamma or Beta/Gamma Instruments			
Inst. S/N	Inst. Code	Bkg.	Detection Type

Classification:	4
Survey Type:	UPPER
Survey Date:	4/11/95
Count Date:	8/23/95

Alpha Counting Instruments				
Inst. S/N	Inst. Code	Eff. %	Corr. Fac.	Bkg. CPM
13295	2	33.96	2.94	0.34

Beta Counting Instruments				
Inst. S/N	Inst. Code	Eff. %	Corr. Fac.	Bkg. CPM
13295	3	37.6	2.66	1.68

Surveyor:	V. TAYLOR/L. SMITH/C. VERGARI
Signature:	

Surface Description	Coordinates		Gamma at 1m	Gamma Inst.	Beta/Gamma Contact	Beta/Gamma	Contact Gross 1 min. Count	Alpha Inst.	Contact Gross 1 min. Count	Beta Inst.	Scan Contact Gross CPM		Removable DPM/100 cm2	Alpha Count	Removable DPM/100 cm2	Beta Count	Comments
			uR/hr	Code	mR/hr	Code	Alpha	Code	Beta	Code	Max Beta	Avg Beta	Alpha	Beta	Code		
	X	Y	Code	Code	Code	Code	Code	Code	Code	Code	Code	Code	Code	Code	Code		
CEILING	15	-6	N/A	N/A	N/A	N/A	0	7	245	13	307	240	1.96	2	-0.47	3	PAINTED STEEL
CEILING	15	-8	N/A	N/A	N/A	N/A	1	7	228	13	380	240	1.96	2	-3.13	3	PAINTED STEEL
CEILING	15	-10	N/A	N/A	N/A	N/A	2	7	246	13	306	250	3.43	2	-0.47	3	PAINTED STEEL
CEILING	13	-9	N/A	N/A	N/A	N/A	1	7	251	13	318	220	1.96	2	-0.47	3	PAINTED STEEL
CEILING	13	-11	N/A	N/A	N/A	N/A	2	7	254	13	321	240	3.43	2	-1.80	3	PAINTED STEEL
CEILING	2	-11	N/A	N/A	N/A	N/A	2	7	235	13	370	230	3.43	2	2.18	3	PAINTED STEEL
CEILING	4	-11	N/A	N/A	N/A	N/A	2	7	237	13	348	270	0.48	2	-1.80	3	PAINTED STEEL

LB5100-W Low Background Counting System -- Smear Analysis

Date: 8/24/95
 Counting Unit id: 1
 Data file name: C:\LBXL\UNIT1\B01-353.XLD
 Batch Ended: 8/23/95 13:33
 Crosstalk Correction: Not Applied

Alpha activity action level (DPM): 20.00
 Beta activity action level (DPM): 200.00
 Certainty level for MDA and flags: 95.00%
 High Voltage Setting: 1440

Application Revision: 3
 Application Version: Standard

Batch ID: BLAIRSVILLE 1-9-1

Alpha efficiency log file: th230ab
 Alpha Efficiency: 33.96%
 Alpha to Beta Crosstalk: 24.36%
 Alpha Background (CPM): 0.335714286
 Alpha Correction Factor: 1.000

Beta efficiency log file: tc99ab
 Beta Efficiency: 37.60%
 Beta into Alpha Crosstalk: 0.17%
 Beta Background (CPM): 1.678571429
 Beta Correction Factor: 1.000

Carrier	Alpha Activity				Beta Activity				Count time (min)	Alpha CPM	Beta CPM	Completion Date - Time
	DPM	σ	flags	MDA	DPM	σ	flags	MDA				
93	-0.989	1.48	<MDA	7.98	4.84	3.53	<AL	11.67	2.00	-0.336	1.82	8/23/95 12:30
94	1.956	2.09	<MDA	7.98	0.85	2.68	<MDA	11.67	2.00	0.664	0.32	8/23/95 12:32
95	-0.989	1.48	<MDA	7.98	-4.46	1.36	<MDA	11.67	2.00	-0.336	-1.68	8/23/95 12:34
96	-0.989	1.48	<MDA	7.98	-3.13	1.36	<MDA	11.67	2.00	-0.336	-1.18	8/23/95 12:36
97	0.484	1.48	<MDA	7.98	-1.80	1.90	<MDA	11.67	2.00	0.164	-0.68	8/23/95 12:38
98	-0.989	1.48	<MDA	7.98	-0.47	2.32	<MDA	11.67	2.00	-0.336	-0.18	8/23/95 12:41
99	-0.989	1.48	<MDA	7.98	-3.13	1.36	<MDA	11.67	2.00	-0.336	-1.18	8/23/95 12:43
100	-0.989	1.48	<MDA	7.98	-1.80	1.90	<MDA	11.67	2.00	-0.336	-0.68	8/23/95 12:45
1	0.484	1.48	<MDA	7.98	-1.80	1.90	<MDA	11.67	2.00	0.164	-0.68	8/23/95 12:47
2	4.901	2.95	<AL	7.98	2.18	2.99	<MDA	11.67	2.00	1.664	0.82	8/23/95 12:49
3	1.956	2.09	<MDA	7.98	-1.80	1.90	<MDA	11.67	2.00	0.664	-0.68	8/23/95 12:52
4	1.956	2.09	<MDA	7.98	4.84	3.53	<AL	11.67	2.00	0.664	1.82	8/23/95 12:54
5	-0.989	1.48	<MDA	7.98	2.18	2.99	<MDA	11.67	2.00	-0.336	0.82	8/23/95 12:56
6	-0.989	1.48	<MDA	7.98	-1.80	1.90	<MDA	11.67	2.00	-0.336	-0.68	8/23/95 12:58
7	0.484	1.48	<MDA	7.98	3.51	3.27	<MDA	11.67	2.00	0.164	1.32	8/23/95 13:00
8	0.484	1.48	<MDA	7.98	-3.13	1.36	<MDA	11.67	2.00	0.164	-1.18	8/23/95 13:03
9	0.484	1.48	<MDA	7.98	-4.46	1.36	<MDA	11.67	2.00	0.164	-1.68	8/23/95 13:05
10	0.484	1.48	<MDA	7.98	-4.46	1.36	<MDA	11.67	2.00	0.164	-1.68	8/23/95 13:07
11	0.484	1.48	<MDA	7.98	-3.13	1.36	<MDA	11.67	2.00	0.164	-1.18	8/23/95 13:09
12	-0.989	1.48	<MDA	7.98	3.51	3.27	<MDA	11.67	2.00	-0.336	1.32	8/23/95 13:11
13	0.484	1.48	<MDA	7.98	-3.13	1.36	<MDA	11.67	2.00	0.164	-1.18	8/23/95 13:14
14	0.484	1.48	<MDA	7.98	2.18	2.99	<MDA	11.67	2.00	0.164	0.82	8/23/95 13:16
15	-0.989	1.48	<MDA	7.98	-1.80	1.90	<MDA	11.67	2.00	-0.336	-0.68	8/23/95 13:18
16	1.956	2.09	<MDA	7.98	-0.47	2.32	<MDA	11.67	2.00	0.664	-0.18	8/23/95 13:20

LB5100-W Low Background Counting System – Smear Analysis

Date: 8/24/95
 Counting Unit id: 1
 Data file name: C:\LBXL\UNIT1\B01-353.XLD
 Batch Ended: 8/23/95 13:33
 Crosstalk Correction: Not Applied

Alpha activity action level (DPM): 20.00
 Beta activity action level (DPM): 200.00
 Certainty level for MDA and flags: 95.00%
 High Voltage Setting: 1440

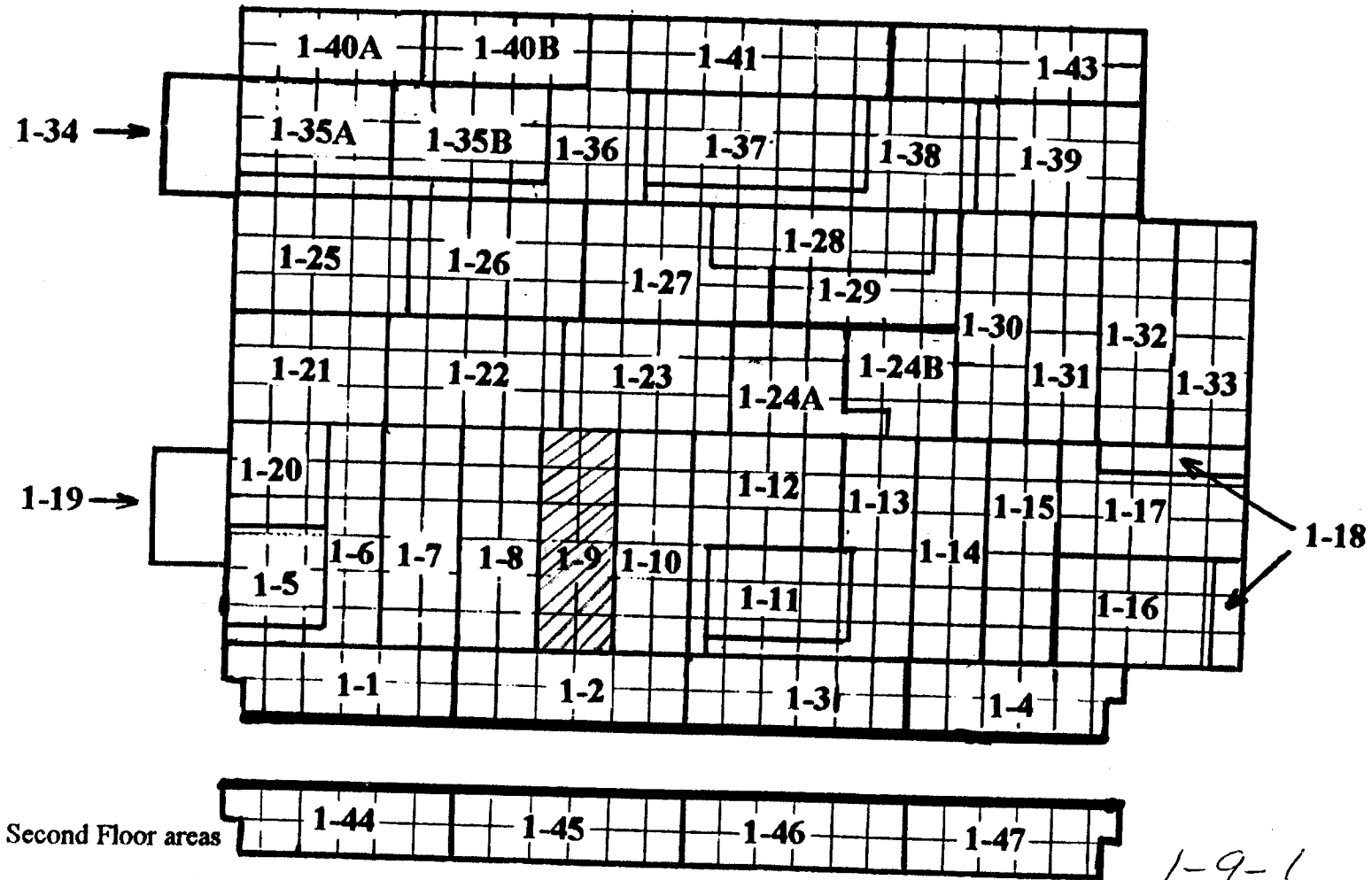
Application Revision: 3
 Application Version: Standard

Alpha efficiency log file: th230ab Alpha Efficiency: 33.96% Alpha to Beta Crosstalk: 24.36% Alpha Background (CPM): 0.335714286 Alpha Correction Factor: 1.000			
Beta efficiency log file: tc99ab Beta Efficiency: 37.60% Beta into Alpha Crosstalk: 0.17% Beta Background (CPM): 1.678571429 Beta Correction Factor: 1.000			
Count time (min)	Alpha CPM	Beta CPM	Completion Date - Time
2.00	0.664	-1.18	8/23/95 13:22
2.00	1.164	-0.18	8/23/95 13:25
2.00	0.664	-0.18	8/23/95 13:27
2.00	1.164	-0.68	8/23/95 13:29
2.00	1.164	0.82	8/23/95 13:31
2.00	0.164	-0.68	8/23/95 13:33

Batch ID: BLAIRSVILLE 1-9-1

Carrier	Alpha Activity				Beta Activity			
	DPM	σ	flags	MDA	DPM	σ	flags	MDA
17	1.956	2.09	<MDA	7.98	-3.13	1.36	<MDA	11.67
18	3.429	2.56	<AL	7.98	-0.47	2.32	<MDA	11.67
19	1.956	2.09	<MDA	7.98	-0.47	2.32	<MDA	11.67
20	3.429	2.56	<AL	7.98	-1.80	1.90	<MDA	11.67
21	3.429	2.56	<AL	7.98	2.18	2.99	<MDA	11.67
22	0.484	1.48	<MDA	7.98	-1.80	1.90	<MDA	11.67

SURVEY UNITS FOR SECTION ONE



Second Floor areas

MAIN BUILDING
SMP
BLAIRSVILLE SITE

1-9-1
4-11-95
01-353

Blairsville Point Survey Form #003

Survey Serial #:	01-354
Survey Section:	1
Survey Unit:	10
Survey Sub-unit:	1

Alpha Survey Instruments				
Inst. S/N	Inst. Code	Eff. %	Corr. Fac.	Bkg. CPM
1517	7	19.7	5.08	7


Beta Survey Instruments				
Inst. S/N	Inst. Code	Eff. %	Corr. Fac.	Bkg. CPM
1601	13	34.6	2.89	224

Gamma or Beta/Gamma Instruments			
Inst. S/N	Inst. Code	Bkg.	Detection Type

Classification:	4
Survey Type:	UPPER
Survey Date:	4/11/95
Count Date:	8/23/95

Alpha Counting Instruments				
Inst. S/N	Inst. Code	Eff. %	Corr. Fac.	Bkg. CPM
13295	2	33.96	2.94	0.34

Beta Counting Instruments				
Inst. S/N	Inst. Code	Eff. %	Corr. Fac.	Bkg. CPM
13295	3	37.6	2.66	1.68

Surveyor:	L. SMITH/C. VERGARI
Signature:	

Surface Description	Coordinates		Gamma	Gamma	Beta/Gamma	Beta/	Contact Gross	Alpha	Contact Gross	Beta	Scan Contact		Removable	Alpha	Removable	Beta	Comments
			at 1m	Inst.	Contact	Gamma	1 min. Count	Inst.	1 min. Count	Inst.	Gross CPM		DPM/100 cm2	Count	DPM/100 cm2	Count	
	uR/hr	Code	mR/hr	Code	Alpha	Code	Beta	Code	Max Beta	Avg Beta	Alpha	Code	Beta	Code			
CEILING	14	-1	N/A	N/A	N/A	N/A	3	7	261	13	441	250	-0.99	2	2.18	3	PAINTED STEEL
CEILING	14	-3	N/A	N/A	N/A	N/A	4	7	230	13	321	200	0.48	2	-0.47	3	PAINTED STEEL
TOP DUCTWORK	14	-4	N/A	N/A	N/A	N/A	3	7	270	13	326	240	0.48	2	-0.47	3	PAINTED DUCTWORK
TOP DUCTWORK	12	-2	N/A	N/A	N/A	N/A	1	7	236	13	361	270	-0.99	2	3.51	3	CEILING
TOP OF DUCT	12	-4	N/A	N/A	N/A	N/A	3	7	216	13	410	280	0.48	2	-1.80	3	DUCT
TOP OF DUCT	13	-8	N/A	N/A	N/A	N/A	3	7	217	13	336	270	-0.99	2	-3.13	3	DUCT
DUCT	13	-10	N/A	N/A	N/A	N/A	0	7	226	13	299	240	-0.99	2	-0.47	3	PAINTED STEEL
DUCT	10	-11	N/A	N/A	N/A	N/A	3	7	241	13	320	260	0.48	2	-3.13	3	PAINTED STEEL
DUCT	12	-11	N/A	N/A	N/A	N/A	2	7	238	13	387	220	-0.99	2	3.51	3	PAINTED STEEL
DUCT	2	-12	N/A	N/A	N/A	N/A	2	7	236	13	300	240	-0.99	2	-1.80	3	PAINTED STEEL
DUCT	4	-12	N/A	N/A	N/A	N/A	2	7	266	13	324	240	-0.99	2	0.85	3	PAINTED STEEL
DUCT	2	-7	N/A	N/A	N/A	N/A	0	7	226	13	309	240	0.48	2	2.18	3	PAINTED STEEL
DUCT	2	-9	N/A	N/A	N/A	N/A	2	7	230	13	332	220	-0.99	2	-3.13	3	PAINTED STEEL
DUCT	4	-8	N/A	N/A	N/A	N/A	3	7	230	13	367	280	-0.99	2	-3.13	3	PAINTED STEEL
DUCT	4	-10	N/A	N/A	N/A	N/A	0	7	227	13	328	230	0.48	2	-1.80	3	PAINTED STEEL
TOP OF DUCT	3	5	N/A	N/A	N/A	N/A	0	7	221	13	271	230	-0.99	2	2.18	3	WEST WALL
TOP OF DUCT	10	5	N/A	N/A	N/A	N/A	1	7	256	13	341	240	-0.99	2	2.18	3	WEST WALL
CEILING	1	1	N/A	N/A	N/A	N/A	1	7	258	13	290	240	-0.99	2	-1.80	3	PAINTED STEEL
CEILING	15	-10	N/A	N/A	N/A	N/A	2	7	226	13	366	270	-0.99	2	-1.80	3	PAINTED STEEL
CEILING	15	-12	N/A	N/A	N/A	N/A	0	7	247	13	415	220	-0.99	2	-1.80	3	PAINTED STEEL
EAST WALL	10	6	N/A	N/A	N/A	N/A	3	7	327	13	430	330	-0.99	2	-1.80	3	PAINTED BLOCK
TOP OF DUCT	35	-8	N/A	N/A	N/A	N/A	2	7	300	13	349	230	0.48	2	-4.46	3	NEAR CEILING
EAST WALL	10	7	N/A	N/A	N/A	N/A	1	7	341	13	551	320	0.48	2	4.84	3	PAINTED BLOCK

Blairsville Point Survey Form #003

Survey Serial #:	01-354
Survey Section:	1
Survey Unit:	10
Survey Sub-unit:	1

Alpha Survey Instruments				
Inst. S/N	Inst. Code	Eff. %	Corr. Fac.	Bkg. CPM
1517	7	19.7	5.08	7

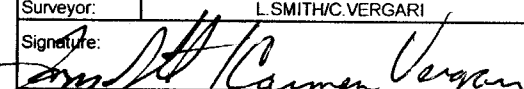
Beta Survey Instruments				
Inst. S/N	Inst. Code	Eff. %	Corr. Fac.	Bkg. CPM
1601	13	34.6	2.89	224

Gamma or Beta/Gamma Instruments			
Inst. S/N	Inst. Code	Bkg.	Detection Type

Classification:	4
Survey Type:	UPPER
Survey Date:	4/11/95
Count Date:	8/23/95

Alpha Counting Instruments				
Inst. S/N	Inst. Code	Eff. %	Corr. Fac.	Bkg. CPM
13295	2	33.96	2.94	0.34

Beta Counting Instruments				
Inst. S/N	Inst. Code	Eff. %	Corr. Fac.	Bkg. CPM
13295	3	37.6	2.66	1.68

Surveyor:	L. SMITH/C. VERGARI
Signature:	

Surface Description	Coordinates		Gamma at 1m	Gamma Inst.	Beta/Gamma Contact	Beta/Gamma	Contact Gross 1 min. Count	Alpha Inst.	Contact Gross 1 min. Count	Beta Inst.	Scan Contact Gross CPM		Removable DPM/100 cm2	Alpha Count	Removable DPM/100 cm2	Beta Count	Comments
	X	Y	uR/hr	Code	mR/hr	Code	Alpha	Beta	Code	Max Beta	Avg Beta	Alpha	Code	Beta	Code		
EAST WALL	0.5	5	N/A	N/A	N/A	N/A	1	7	341	13	428	330	-0.99	2	3.51	3	PAINTED BLOCK
EAST WALL	2	5	N/A	N/A	N/A	N/A	1	7	340	13	466	300	-0.99	2	-3.13	3	PAINTED BLOCK
EAST WALL	1	7	N/A	N/A	N/A	N/A	4	7	378	13	431	300	1.96	2	-0.47	3	PAINTED BLOCK
EAST WALL	4	4	N/A	N/A	N/A	N/A	1	7	263	13	360	200	-0.99	2	-1.80	3	PAINTED BLOCK
EAST WALL	5	7	N/A	N/A	N/A	N/A	1	7	360	13	458	340	-0.99	2	-1.80	3	PAINTED BLOCK
TOP OF DUCT	32	-8	N/A	N/A	N/A	N/A	0	7	253	13	318	230	-0.99	2	0.85	3	NEAR CEILING
TOP OF DUCT	34	-8	N/A	N/A	N/A	N/A	3	7	282	13	414	240	-0.99	2	-0.47	3	NEAR CEILING

LB5100-W Low Background Counting System -- Smear Analysis

Date: 8/24/95
 Counting Unit id: 1
 Data file name: C:\LBXL\UNIT1\B01-354.XLD
 Batch Ended: 8/23/95 15:07
 Crosstalk Correction: Not Applied

Alpha activity action level (DPM): 20.00
 Beta activity action level (DPM): 200.00
 Certainty level for MDA and flags: 95.00%
 High Voltage Setting: 1440

Application Revision: 3
 Application Version: Standard

Batch ID: BLAIRSVILLE 1-10-1

Alpha efficiency log file: th230ab			
Alpha Efficiency: 33.96%			
Alpha to Beta Crosstalk: 24.36%			
Alpha Background (CPM): 0.335714286			
Alpha Correction Factor: 1.000			
Beta efficiency log file: tc99ab			
Beta Efficiency: 37.60%			
Beta into Alpha Crosstalk: 0.17%			
Beta Background (CPM): 1.678571429			
Beta Correction Factor: 1.000			
Count time (min)	Alpha CPM	Beta CPM	Completion Date - Time
2.00	-0.336	0.82	8/23/95 14:04
2.00	0.164	-0.18	8/23/95 14:06
2.00	0.164	-0.18	8/23/95 14:08
2.00	-0.336	1.32	8/23/95 14:10
2.00	0.164	-0.68	8/23/95 14:12
2.00	-0.336	-1.18	8/23/95 14:15
2.00	-0.336	-0.18	8/23/95 14:17
2.00	0.164	-1.18	8/23/95 14:19
2.00	-0.336	1.32	8/23/95 14:21
2.00	-0.336	-0.68	8/23/95 14:24
2.00	-0.336	0.32	8/23/95 14:26
2.00	0.164	0.82	8/23/95 14:28
2.00	-0.336	-1.18	8/23/95 14:30
2.00	-0.336	-1.18	8/23/95 14:32
2.00	0.164	-0.68	8/23/95 14:34
2.00	-0.336	0.82	8/23/95 14:37
2.00	-0.336	0.82	8/23/95 14:39
2.00	-0.336	-0.68	8/23/95 14:41
2.00	-0.336	-0.68	8/23/95 14:43
2.00	-0.336	-0.68	8/23/95 14:46
2.00	-0.336	-0.68	8/23/95 14:48
2.00	0.164	-1.68	8/23/95 14:50
2.00	0.164	1.82	8/23/95 14:52
2.00	-0.336	1.32	8/23/95 14:54

Carrier	Alpha Activity				Beta Activity			
	DPM	σ	flags	MDA	DPM	σ	flags	MDA
23	-0.989	1.48	<MDA	7.98	2.18	2.99	<MDA	11.67
24	0.484	1.48	<MDA	7.98	-0.47	2.32	<MDA	11.67
25	0.484	1.48	<MDA	7.98	-0.47	2.32	<MDA	11.67
26	-0.989	1.48	<MDA	7.98	3.51	3.27	<MDA	11.67
27	0.484	1.48	<MDA	7.98	-1.80	1.90	<MDA	11.67
28	-0.989	1.48	<MDA	7.98	-3.13	1.36	<MDA	11.67
29	-0.989	1.48	<MDA	7.98	-0.47	2.32	<MDA	11.67
30	0.484	1.48	<MDA	7.98	-3.13	1.36	<MDA	11.67
31	-0.989	1.48	<MDA	7.98	3.51	3.27	<MDA	11.67
32	-0.989	1.48	<MDA	7.98	-1.80	1.90	<MDA	11.67
33	-0.989	1.48	<MDA	7.98	0.85	2.68	<MDA	11.67
34	0.484	1.48	<MDA	7.98	2.18	2.99	<MDA	11.67
35	-0.989	1.48	<MDA	7.98	-3.13	1.36	<MDA	11.67
36	-0.989	1.48	<MDA	7.98	-3.13	1.36	<MDA	11.67
37	0.484	1.48	<MDA	7.98	-1.80	1.90	<MDA	11.67
38	-0.989	1.48	<MDA	7.98	2.18	2.99	<MDA	11.67
39	-0.989	1.48	<MDA	7.98	2.18	2.99	<MDA	11.67
40	-0.989	1.48	<MDA	7.98	-1.80	1.90	<MDA	11.67
7	-0.989	1.48	<MDA	7.98	-1.80	1.90	<MDA	11.67
8	-0.989	1.48	<MDA	7.98	-1.80	1.90	<MDA	11.67
9	-0.989	1.48	<MDA	7.98	-1.80	1.90	<MDA	11.67
10	0.484	1.48	<MDA	7.98	-4.46	1.36	<MDA	11.67
11	0.484	1.48	<MDA	7.98	4.84	3.53	<AL	11.67
12	-0.989	1.48	<MDA	7.98	3.51	3.27	<MDA	11.67

LB5100-W Low Background Counting System – Smear Analysis

Date: 8/24/95
 Counting Unit id: 1
 Data file name: C:\LBXL\UNIT1\B01-354.XLD
 Batch Ended: 8/23/95 15:07
 Crosstalk Correction: Not Applied

Alpha activity action level (DPM): 20.00
 Beta activity action level (DPM): 200.00
 Certainty level for MDA and flags: 95.00%
 High Voltage Setting: 1440

Application Revision: 3
 Application Version: Standard

Alpha efficiency log file: th230ab Alpha Efficiency: 33.96% Alpha to Beta Crosstalk: 24.36% Alpha Background (CPM): 0.335714286 Alpha Correction Factor: 1.000
Beta efficiency log file: tc99ab Beta Efficiency: 37.60% Beta into Alpha Crosstalk: 0.17% Beta Background (CPM): 1.678571429 Beta Correction Factor: 1.000
Count time (min) Alpha CPM Beta CPM Completion Date - Time
2.00 -0.336 -1.18 8/23/95 14:56
2.00 0.664 -0.18 8/23/95 14:59
2.00 -0.336 -0.68 8/23/95 15:01
2.00 -0.336 -0.68 8/23/95 15:03
2.00 -0.336 0.32 8/23/95 15:05
2.00 -0.336 -0.18 8/23/95 15:07

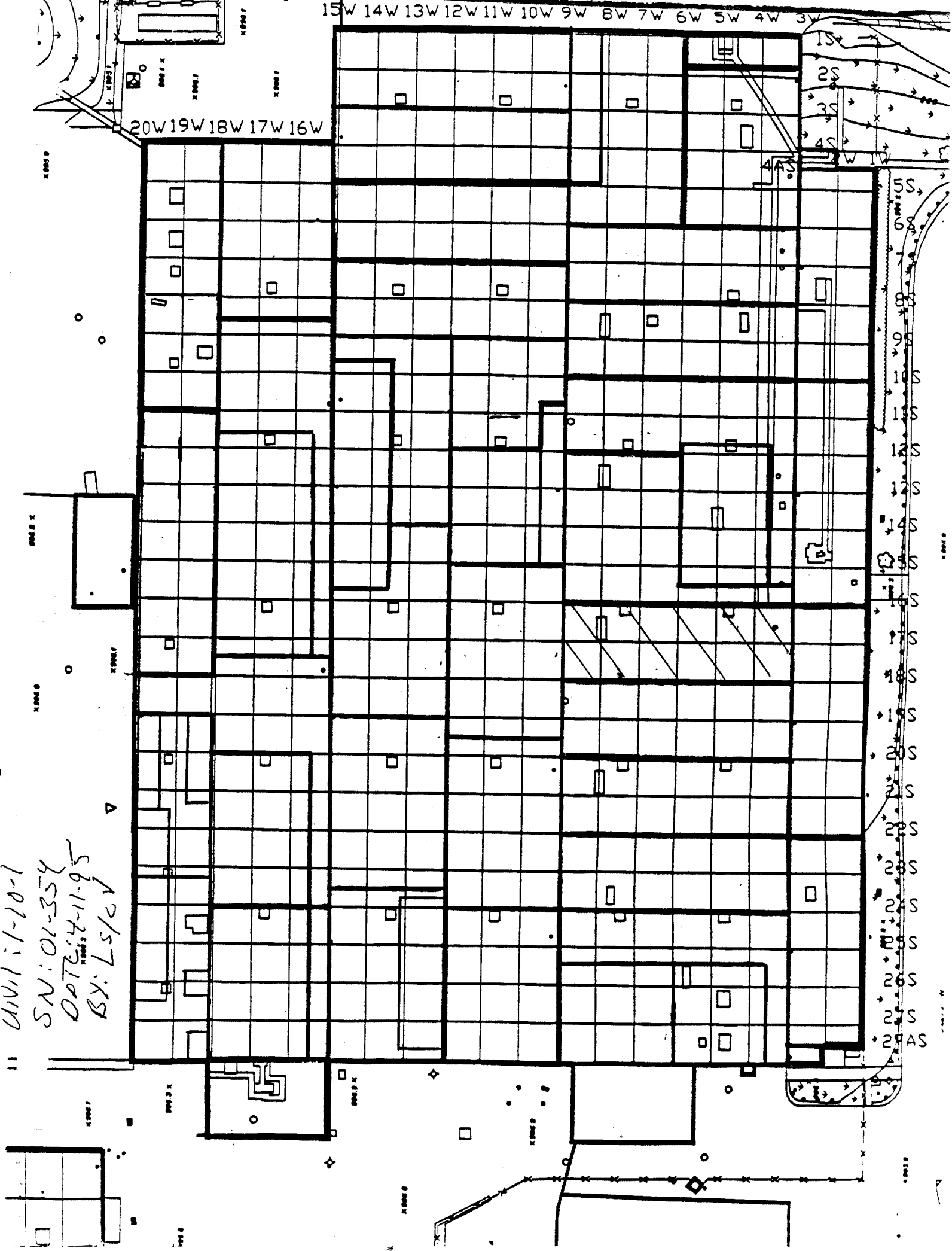
Batch ID: BLAIRSVILLE 1-10-1

Carrier	Alpha Activity				Beta Activity			
	DPM	σ	flags	MDA	DPM	σ	flags	MDA
1	-0.989	1.48	<MDA	7.98	-3.13	1.36	<MDA	11.67
2	1.956	2.09	<MDA	7.98	-0.47	2.32	<MDA	11.67
3	-0.989	1.48	<MDA	7.98	-1.80	1.90	<MDA	11.67
4	-0.989	1.48	<MDA	7.98	-1.80	1.90	<MDA	11.67
5	-0.989	1.48	<MDA	7.98	0.85	2.68	<MDA	11.67
6	-0.989	1.48	<MDA	7.98	-0.47	2.32	<MDA	11.67

15W 14W 13W 12W 11W 10W 9W 8W 7W 6W 5W 4W 3W

20W 19W 18W 17W 16W

UNIT 1-10-1
SN: 01-354
DATE: 4-11-95
BY: LS/ev



Blairsville Point Survey Form #003

Survey Serial #:	01-355
Survey Section:	1
Survey Unit:	12
Survey Sub-unit:	1

Alpha Survey Instruments				
Inst. S/N	Inst. Code	Eff. %	Corr. Fac.	Bkg. CPM
1517	7	19.7	5.08	0


Beta Survey Instruments				
Inst. S/N	Inst. Code	Eff. %	Corr. Fac.	Bkg. CPM
1601	13	34.6	2.89	232

Gamma or Beta/Gamma Instruments			
Inst. S/N	Inst. Code	Bkg.	Detection Type

Classification:	4
Survey Type:	UPPER
Survey Date:	4/12/95
Count Date:	8/23/95

Alpha Counting Instruments				
Inst. S/N	Inst. Code	Eff. %	Corr. Fac.	Bkg. CPM
13295	2	33.96	2.94	0.34

Beta Counting Instruments				
Inst. S/N	Inst. Code	Eff. %	Corr. Fac.	Bkg. CPM
13295	3	37.6	2.66	1.68

Surveyor:	V. TAYLOR/L. SMITH/C. VERGARI
Signature:	

Surface Description	Coordinates		Gamma at 1m uR/hr	Gamma Inst. Code	Beta/Gamma Contact mR/hr	Beta/Gamma Code	Contact Gross 1 min. Count Alpha	Alpha Inst. Code	Contact Gross 1 min. Count Beta	Beta Inst. Code	Scan Contact Gross CPM		Removable DPM/100 cm2 Alpha	Alpha Count Code	Removable DPM/100 cm2 Beta	Beta Count Code	Comments
	X	Y									Max Beta	Avg Beta					
CEILING/BEAM	2	-21	N/A	N/A	N/A	N/A	1	7	233	13	352	210	-0.99	2	-4.46	3	PAINTED STEEL
CEILING/BEAM	4	-21	N/A	N/A	N/A	N/A	0	7	249	13	293	220	-0.99	2	0.85	3	PAINTED STEEL
CEILING/BEAM	2.5	-16	N/A	N/A	N/A	N/A	1	7	248	13	327	220	0.48	2	0.85	3	PAINTED STEEL
CEILING/BEAM	2.5	-18	N/A	N/A	N/A	N/A	0	7	230	13	328	250	-0.99	2	-0.47	3	PAINTED STEEL
CEILING/BEAM	2.5	-8	N/A	N/A	N/A	N/A	0	7	246	13	303	240	-0.99	2	0.85	3	PAINTED STEEL
CEILING/BEAM	2.5	-10	N/A	N/A	N/A	N/A	2	7	199	13	366	250	-0.99	2	-3.13	3	PAINTED STEEL
CEILING/BEAM	6	-8	N/A	N/A	N/A	N/A	3	7	252	13	302	230	0.48	2	-0.47	3	PAINTED STEEL
CEILING/BEAM	6	-10	N/A	N/A	N/A	N/A	3	7	219	13	323	250	-0.99	2	0.85	3	PAINTED STEEL
CEILING/BEAM	10	-1	N/A	N/A	N/A	N/A	2	7	229	13	334	260	-0.99	2	-1.80	3	PAINTED STEEL
CEILING/BEAM	10	-3	N/A	N/A	N/A	N/A	0	7	242	13	319	240	-0.99	2	-0.47	3	PAINTED STEEL
TOP OF DUCT	10	-4	N/A	N/A	N/A	N/A	1	7	198	13	317	220	-0.99	2	4.84	3	AT CEILING
TOP OF DUCT	9.5	-8	N/A	N/A	N/A	N/A	1	7	235	13	342	260	-0.99	2	-1.80	3	CEILING
TOP OF DUCT	9.5	-10	N/A	N/A	N/A	N/A	1	7	271	13	295	200	-0.99	2	-1.80	3	CEILING
TOP OF DUCT	9.5	-14	N/A	N/A	N/A	N/A	0	7	224	13	298	240	-0.99	2	-1.80	3	CEILING
TOP OF DUCT	9.5	-16	N/A	N/A	N/A	N/A	0	7	254	13	359	260	-0.99	2	-1.80	3	CEILING
TOP OF DUCT	12	-14	N/A	N/A	N/A	N/A	1	7	235	13	322	260	-0.99	2	-1.80	3	CEILING
TOP OF DUCT	12	-16	N/A	N/A	N/A	N/A	1	7	257	13	339	230	0.48	2	4.84	3	CEILING
TOP OF DUCT	11	-7	N/A	N/A	N/A	N/A	0	7	228	13	328	230	-0.99	2	-3.13	3	CEILING
TOP OF DUCT	11	-9	N/A	N/A	N/A	N/A	0	7	284	13	308	220	0.48	2	-0.47	3	CEILING
TOP OF DUCT	13	-8	N/A	N/A	N/A	N/A	1	7	233	13	337	220	1.96	2	0.85	3	CEILING
CEILING	13	-10	N/A	N/A	N/A	N/A	2	7	233	13	345	240	-0.99	2	-4.46	3	PAINTED STEEL
CEILING	15	-7	N/A	N/A	N/A	N/A	1	7	217	13	360	220	-0.99	2	-3.13	3	PAINTED STEEL
CEILING	15	-9	N/A	N/A	N/A	N/A	0	7	226	13	319	230	-0.99	2	-4.46	3	PAINTED STEEL

Blairsville Point Survey Form #003

Survey Serial #:	01-355
Survey Section:	1
Survey Unit:	12
Survey Sub-unit:	1

Alpha Survey Instruments				
Inst. S/N	Inst. Code	Eff. %	Corr. Fac.	Bkg. CPM
1517	7	19.7	5.08	0


Beta Survey Instruments				
Inst. S/N	Inst. Code	Eff. %	Corr. Fac.	Bkg. CPM
1601	13	34.6	2.89	232

Gamma or Beta/Gamma Instruments			
Inst. S/N	Inst. Code	Bkg.	Detection Type

Classification:	4
Survey Type:	UPPER

Alpha Counting Instruments				
Inst. S/N	Inst. Code	Eff. %	Corr. Fac.	Bkg. CPM
13295	2	33.96	2.94	0.34

Beta Counting Instruments				
Inst. S/N	Inst. Code	Eff. %	Corr. Fac.	Bkg. CPM
13295	3	37.6	2.66	1.68

Surveyor:	V. TAYLOR/L. SMITH/C. VERGARI
Signature:	

Surface Description	Coordinates		Gamma at 1m	Gamma Inst.	Beta/Gamma Contact	Beta/Gamma	Contact Gross 1 min. Count	Alpha Inst.	Contact Gross 1 min. Count	Beta Inst.	Scan Contact Gross CPM		Removable DPM/100 cm2	Alpha Count	Removable DPM/100 cm2	Beta Count	Comments
	X	Y	uR/hr	Code	mR/hr	Code	Alpha	Beta	Code	Max Beta	Avg Beta	Alpha	Beta	Code	Code		
CEILING	13	-14	N/A	N/A	N/A	N/A	0	7	237	13	303	230	-0.99	2	-1.80	3	PAINTED STEEL
CEILING	13	-16	N/A	N/A	N/A	N/A	2	7	213	13	330	220	-0.99	2	-1.80	3	PAINTED STEEL
CEILING	13	-21	N/A	N/A	N/A	N/A	1	7	238	13	290	210	0.48	2	0.85	3	PAINTED STEEL
CEILING	15	-21	N/A	N/A	N/A	N/A	3	7	257	13	297	240	-0.99	2	-3.13	3	PAINTED STEEL
CEILING	10	-21	N/A	N/A	N/A	N/A	0	7	259	13	330	230	-0.99	2	0.85	3	PAINTED STEEL
CEILING	12	-21	N/A	N/A	N/A	N/A	1	7	226	13	306	220	0.48	2	-3.13	3	PAINTED STEEL
CEILING	14	-23	N/A	N/A	N/A	N/A	0	7	213	13	300	200	-0.99	2	3.51	3	PAINTED STEEL

LB5100-W Low Background Counting System -- Smear Analysis

Date: 8/24/95
 Counting Unit id: 1
 Data file name: C:\LBXL\UNIT1\B01-355.XLD
 Batch Ended: 8/23/95 16:14
 Crosstalk Correction: Not Applied

Alpha activity action level (DPM): 20.00
 Beta activity action level (DPM): 200.00
 Certainty level for MDA and flags: 95.00%
 High Voltage Setting: 1440

Application Revision: 3
 Application Version: Standard

Batch ID: BLAIRSVILLE 1-12-1

Alpha efficiency log file: th230ab Alpha Efficiency: 33.96% Alpha to Beta Crosstalk: 24.36% Alpha Background (CPM): 0.335714286 Alpha Correction Factor: 1.000
Beta efficiency log file: tc99ab Beta Efficiency: 37.60% Beta into Alpha Crosstalk: 0.17% Beta Background (CPM): 1.678571429 Beta Correction Factor: 1.000

Carrier	Alpha Activity				Beta Activity				Count time (min)	Alpha CPM	Beta CPM	Completion Date - Time
	DPM	σ	flags	MDA	DPM	σ	flags	MDA				
13	-0.989	1.48	<MDA	7.98	-4.46	1.36	<MDA	11.67	2.00	-0.336	-1.68	8/23/95 15:10
14	-0.989	1.48	<MDA	7.98	0.85	2.68	<MDA	11.67	2.00	-0.336	0.32	8/23/95 15:12
15	0.484	1.48	<MDA	7.98	0.85	2.68	<MDA	11.67	2.00	0.164	0.32	8/23/95 15:14
16	-0.989	1.48	<MDA	7.98	-0.47	2.32	<MDA	11.67	2.00	-0.336	-0.18	8/23/95 15:16
17	-0.989	1.48	<MDA	7.98	0.85	2.68	<MDA	11.67	2.00	-0.336	0.32	8/23/95 15:19
18	-0.989	1.48	<MDA	7.98	-3.13	1.36	<MDA	11.67	2.00	-0.336	-1.18	8/23/95 15:21
19	0.484	1.48	<MDA	7.98	-0.47	2.32	<MDA	11.67	2.00	0.164	-0.18	8/23/95 15:23
20	-0.989	1.48	<MDA	7.98	0.85	2.68	<MDA	11.67	2.00	-0.336	0.32	8/23/95 15:25
21	-0.989	1.48	<MDA	7.98	-1.80	1.90	<MDA	11.67	2.00	-0.336	-0.68	8/23/95 15:27
22	-0.989	1.48	<MDA	7.98	-0.47	2.32	<MDA	11.67	2.00	-0.336	-0.18	8/23/95 15:29
23	-0.989	1.48	<MDA	7.98	4.84	3.53	<AL	11.67	2.00	-0.336	1.82	8/23/95 15:32
24	-0.989	1.48	<MDA	7.98	-1.80	1.90	<MDA	11.67	2.00	-0.336	-0.68	8/23/95 15:34
25	-0.989	1.48	<MDA	7.98	-1.80	1.90	<MDA	11.67	2.00	-0.336	-0.68	8/23/95 15:36
26	-0.989	1.48	<MDA	7.98	-1.80	1.90	<MDA	11.67	2.00	-0.336	-0.68	8/23/95 15:38
27	-0.989	1.48	<MDA	7.98	-1.80	1.90	<MDA	11.67	2.00	-0.336	-0.68	8/23/95 15:41
28	-0.989	1.48	<MDA	7.98	-1.80	1.90	<MDA	11.67	2.00	-0.336	-0.68	8/23/95 15:43
29	0.484	1.48	<MDA	7.98	4.84	3.53	<AL	11.67	2.00	0.164	1.82	8/23/95 15:45
30	-0.989	1.48	<MDA	7.98	-3.13	1.36	<MDA	11.67	2.00	-0.336	-1.18	8/23/95 15:47
31	0.484	1.48	<MDA	7.98	-0.47	2.32	<MDA	11.67	2.00	0.164	-0.18	8/23/95 15:49
32	1.956	2.09	<MDA	7.98	0.85	2.68	<MDA	11.67	2.00	0.664	0.32	8/23/95 15:51
33	-0.989	1.48	<MDA	7.98	-4.46	1.36	<MDA	11.67	2.00	-0.336	-1.68	8/23/95 15:54
34	-0.989	1.48	<MDA	7.98	-3.13	1.36	<MDA	11.67	2.00	-0.336	-1.18	8/23/95 15:56
35	-0.989	1.48	<MDA	7.98	-4.46	1.36	<MDA	11.67	2.00	-0.336	-1.68	8/23/95 15:58
36	-0.989	1.48	<MDA	7.98	-1.80	1.90	<MDA	11.67	2.00	-0.336	-0.68	8/23/95 16:00

LB5100-W Low Background Counting System – Smear Analysis

Date: 8/24/95
 Counting Unit id: 1
 Data file name: C:\LBXL\UNIT1\B01-355.XLD
 Batch Ended: 8/23/95 16:14
 Crosstalk Correction: Not Applied

Alpha activity action level (DPM): 20.00
 Beta activity action level (DPM): 200.00
 Certainty level for MDA and flags: 95.00%
 High Voltage Setting: 1440

Application Revision: 3
 Application Version: Standard

Alpha efficiency log file: th230ab Alpha Efficiency: 33.96% Alpha to Beta Crosstalk: 24.36% Alpha Background (CPM): 0.335714286 Alpha Correction Factor: 1.000			
Beta efficiency log file: tc99ab Beta Efficiency: 37.60% Beta into Alpha Crosstalk: 0.17% Beta Background (CPM): 1.678571429 Beta Correction Factor: 1.000			
Count time (min)	Alpha CPM	Beta CPM	Completion Date - Time
2.00	-0.336	-0.68	8/23/95 16:02
2.00	0.164	0.32	8/23/95 16:05
2.00	-0.336	-1.18	8/23/95 16:07
2.00	-0.336	0.32	8/23/95 16:09
2.00	0.164	-1.18	8/23/95 16:11
2.00	-0.336	1.32	8/23/95 16:14

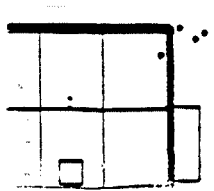
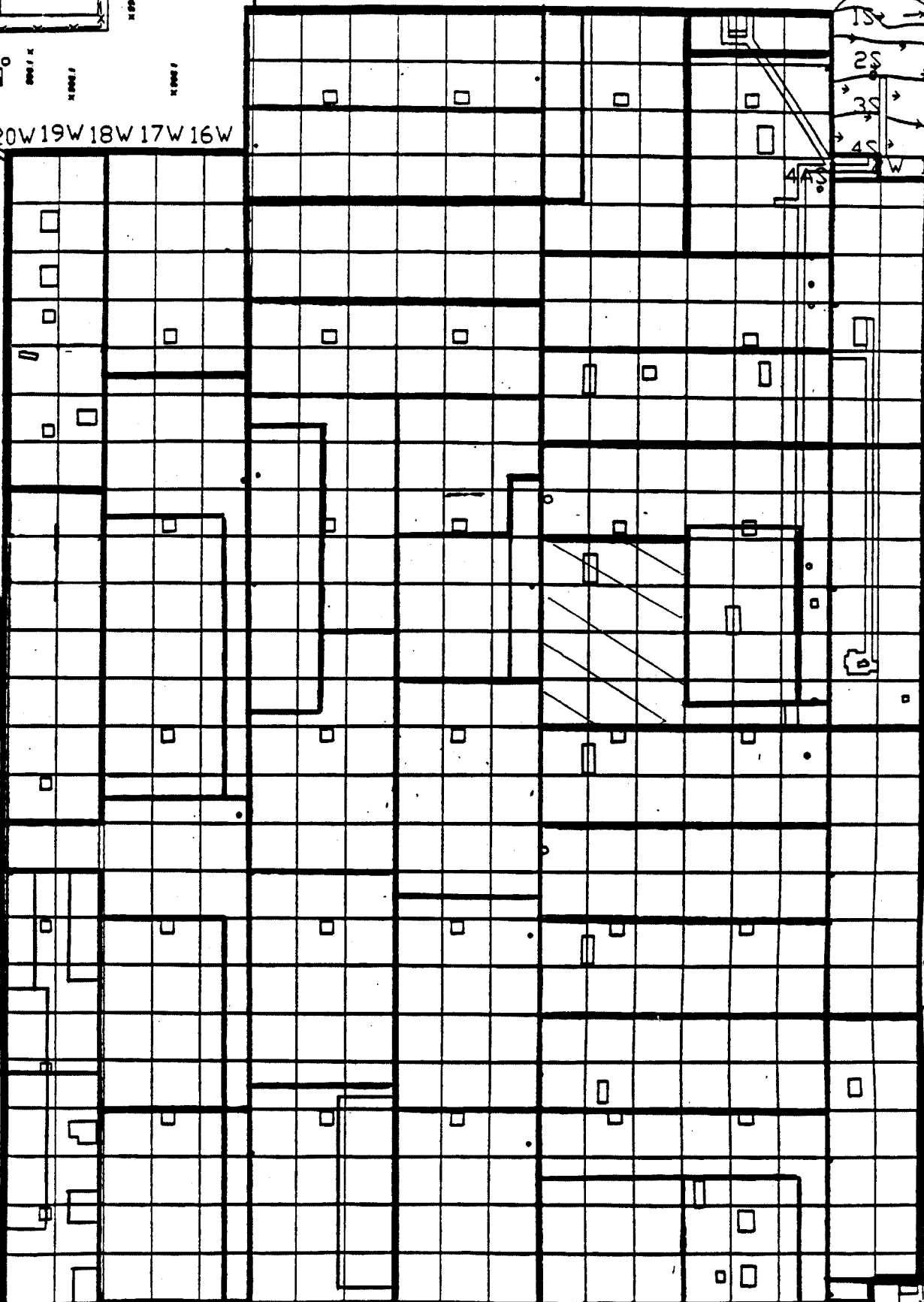
Batch ID: BLAIRSVILLE 1-12-1

Carrier	Alpha Activity				Beta Activity			
	DPM	σ	flags	MDA	DPM	σ	flags	MDA
37	-0.989	1.48	<MDA	7.98	-1.80	1.90	<MDA	11.67
38	0.484	1.48	<MDA	7.98	0.85	2.68	<MDA	11.67
39	-0.989	1.48	<MDA	7.98	-3.13	1.36	<MDA	11.67
40	-0.989	1.48	<MDA	7.98	0.85	2.68	<MDA	11.67
41	0.484	1.48	<MDA	7.98	-3.13	1.36	<MDA	11.67
42	-0.989	1.48	<MDA	7.98	3.51	3.27	<MDA	11.67

15W 14W 13W 12W 11W 10W 9W 8W 7W 6W 5W 4W 3W

20W 19W 18W 17W 16W

UNIT: 1-12-1
SN: 01353
DATE: 4-12-95
BY: LS/CV/T



15S
16S
17S
18S
19S
20S
21S
22S
23S
24S
25S
26S
27S
28S
29AS

Blairsville Point survey Form #003

Survey Serial #:	01-356
Survey Section:	1
Survey Unit:	14
Survey Sub-unit:	1

Alpha Survey Instruments				
Inst. S/N	Inst. Code	Eff. %	Corr. Fac.	Bkg. CPM
1517	7	19.7	5.08	2
1588	8	21.2	4.72	2

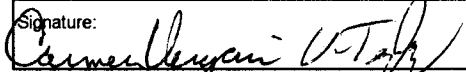
Beta Survey Instruments				
Inst. S/N	Inst. Code	Eff. %	Corr. Fac.	Bkg. CPM
1601	13	34.6	2.89	235

Gamma or Beta/Gamma Instruments			
Inst. S/N	Inst. Code	Bkg.	Detection Type

Classification:	4
Survey Type:	UPPER
Survey Date:	4/13/95
Count Date:	8/24/95

Alpha Counting Instruments				
Inst. S/N	Inst. Code	Eff. %	Corr. Fac.	Bkg. CPM
13295	2	33.96	2.94	0.34

Beta Counting Instruments				
Inst. S/N	Inst. Code	Eff. %	Corr. Fac.	Bkg. CPM
13295	3	37.6	2.66	1.68

Surveyor:	V.TAYLOR/C.VERGARI
Signature:	

Surface Description	Coordinates		Gamma at 1m uR/hr	Gamma Inst. Code	Beta/Gamma Contact mR/hr	Beta/Gamma Code	Contact Gross 1 min. Count Alpha	Alpha Inst. Code	Contact Gross 1 min. Count Beta	Beta Inst. Code	Scan Contact Gross CPM		Removable DPM/100 cm2 Alpha	Alpha Count Code	Removable DPM/100 cm2 Beta	Beta Count Code	Comments
	X	Y									Max Beta	Avg Beta					
	TOP OF DUCT	0									4.5	N/A					
CEILING	2	5	N/A	N/A	N/A	N/A	3	7	219	13	293	210	-0.99	2	-1.80	3	PAINTED STEEL
CEILING	4	5	N/A	N/A	N/A	N/A	2	7	243	13	341	230	-0.99	2	2.18	3	PAINTED STEEL
CEILING	6	5	N/A	N/A	N/A	N/A	9	7	227	13	287	220	-0.99	2	-0.47	3	PAINTED STEEL
CEILING	2	-7	N/A	N/A	N/A	N/A	8	7	238	13	331	230	1.96	2	-3.13	3	PAINTED STEEL
CEILING	4	-7	N/A	N/A	N/A	N/A	1	7	243	13	334	250	0.48	2	2.18	3	PAINTED STEEL
CEILING	6	-8	N/A	N/A	N/A	N/A	0	7	258	13	349	210	-0.99	2	-3.13	3	PAINTED STEEL
CEILING	6	-10	N/A	N/A	N/A	N/A	2	7	238	13	351	230	-0.99	2	-3.13	3	PAINTED STEEL
CEILING	12	-8	N/A	N/A	N/A	N/A	4	7	250	13	331	220	-0.99	2	-4.46	3	PAINTED STEEL
CEILING	12	-10	N/A	N/A	N/A	N/A	1	7	243	13	336	240	-0.99	2	-0.47	3	PAINTED STEEL
TOP OF DUCT	14	-8	N/A	N/A	N/A	N/A	3	7	246	13	330	240	1.96	2	3.51	3	DUCT
CEILING	14	-9	N/A	N/A	N/A	N/A	2	7	226	13	348	230	0.48	2	3.51	3	PAINTED STEEL
CEILING	14	-11	N/A	N/A	N/A	N/A	2	7	254	13	331	240	-0.99	2	-3.13	3	PAINTED STEEL
CEILING	11	-12	N/A	N/A	N/A	N/A	3	7	231	13	352	240	0.48	2	-1.80	3	PAINTED STEEL
CEILING	11	-10	N/A	N/A	N/A	N/A	4	7	273	13	385	230	0.48	2	-1.80	3	PAINTED STEEL
EAST WALL	7	3	N/A	N/A	N/A	N/A	1	7	284	13	367	270	0.48	2	-3.13	3	PAINTED BLOCK
EAST WALL	9	3	N/A	N/A	N/A	N/A	1	7	224	13	395	240	-0.99	2	-3.13	3	PAINTED STEEL
EAST WALL	3	3	N/A	N/A	N/A	N/A	1	7	328	13	370	250	-0.99	2	0.85	3	PAINTED BLOCK
EAST WALL	5	3	N/A	N/A	N/A	N/A	2	7	313	13	410	220	-0.99	2	-0.47	3	PAINTED BLOCK
EAST WALL	10	3	N/A	N/A	N/A	N/A	0	7	272	13	397	250	-0.99	2	3.51	3	PAINTED BLOCK
EAST WALL	0	3	N/A	N/A	N/A	N/A	2	8	293	13	349	230	-0.99	2	0.85	3	PAINTED BLOCK
EAST WALL	2	3	N/A	N/A	N/A	N/A	2	8	283	13	322	240	0.48	2	4.84	3	PAINTED BLOCK
EAST WALL	1	5	N/A	N/A	N/A	N/A	2	8	339	13	373	300	1.96	2	-0.47	3	PAINTED BLOCK

Blairsville Point Survey Form #003

Survey Serial #:	01-356
------------------	--------

Survey Section:	1
-----------------	---

Survey Unit:	14
--------------	----

Survey Sub-unit:	1
------------------	---

Classification:	4
-----------------	---

Survey Type:	UPPER
--------------	-------

Survey Date:	4/13/95
--------------	---------

Count Date:	8/24/95
-------------	---------

Alpha Survey Instruments				
Inst. S/N	Inst. Code	Eff. %	Corr. Fac.	Bkg. CPM
1517	7	19.7	5.08	2
1588	8	21.2	4.72	2

Beta Survey Instruments				
Inst. S/N	Inst. Code	Eff. %	Corr. Fac.	Bkg. CPM
1601	13	34.6	2.89	235

Gamma or Beta/Gamma Instruments			
Inst. S/N	Inst. Code	Bkg.	Detection Type

Alpha Counting Instruments				
Inst. S/N	Inst. Code	Eff. %	Corr. Fac.	Bkg. CPM
13295	2	33.96	2.94	0.34

Beta Counting Instruments				
Inst. S/N	Inst. Code	Eff. %	Corr. Fac.	Bkg. CPM
13295	3	37.6	2.66	1.68

Surveyor: V.TAYLOR/C.VERGARI
 Signature: *Carmen Vergari V. Taylor*

Surface Description	Coordinates		Gamma at 1m	Gamma Inst.	Beta/Gamma Contact	Beta/Gamma	Contact Gross 1 min. Count	Alpha Inst.	Contact Gross 1 min. Count	Beta Inst.	Scan Contact Gross CPM		Removable DPM/100 cm2	Alpha Count	Removable DPM/100 cm2	Beta Count	Comments
	X	Y	uR/hr	Code	mR/hr	Code	Alpha	Beta	Code	Code	Max Beta	Avg Beta	Alpha	Code	Beta	Code	
EAST WALL	3	5	N/A	N/A	N/A	N/A	3	8	363	13	444	310	1.96	2	6.17	3	PAINTED BLOCK
TOP OF DUCT	35.5	-1	N/A	N/A	N/A	N/A	2	8	330	13	419	300	-0.99	2	2.18	3	DUCT
TOP OF DUCT	35.5	-3	N/A	N/A	N/A	N/A	6	8	340	13	398	290	0.48	2	-3.13	3	DUCT
EAST WALL	4	5	N/A	N/A	N/A	N/A	1	8	367	13	463	315	-0.99	2	0.85	3	PAINTED BLOCK
EAST WALL	6	5	N/A	N/A	N/A	N/A	2	8	344	13	441	300	-0.99	2	0.85	3	PAINTED BLOCK
TOP OF DUCT	35.5	-4	N/A	N/A	N/A	N/A	2	8	330	13	471	310	0.48	2	3.51	3	DUCT
TOP OF DUCT	35.5	-6	N/A	N/A	N/A	N/A	2	8	328	13	484	300	-0.99	2	-0.47	3	DUCT

LB5100-W Low Background Counting System – Smear Analysis

Date: 8/24/95
 Counting Unit id: 1
 Data file name: C:\LBXL\UNIT1\B01-356.XLD
 Batch Ended: 8/24/95 7:39
 Crosstalk Correction: Not Applied

Alpha activity action level (DPM): 20.00
 Beta activity action level (DPM): 200.00
 Certainty level for MDA and flags: 95.00%
 High Voltage Setting: 1440

Application Revision: 3
 Application Version: Standard

Alpha efficiency log file: th230ab
 Alpha Efficiency: 33.96%
 Alpha to Beta Crosstalk: 24.36%
 Alpha Background (CPM): 0.335714286
 Alpha Correction Factor: 1.000

Beta efficiency log file: tc99ab
 Beta Efficiency: 37.60%
 Beta into Alpha Crosstalk: 0.17%
 Beta Background (CPM): 1.678571429
 Beta Correction Factor: 1.000

Batch ID: BLAIRSVILLE 1-14-1

Carrier	Alpha Activity				Beta Activity				Count time (min)	Alpha CPM	Beta CPM	Completion Date - Time
	DPM	σ	flags	MDA	DPM	σ	flags	MDA				
1	0.484	1.48	<MDA	7.98	-0.47	2.32	<MDA	11.67	2.00	0.164	-0.18	8/24/95 6:35
2	-0.989	1.48	<MDA	7.98	-1.80	1.90	<MDA	11.67	2.00	-0.336	-0.68	8/24/95 6:37
3	-0.989	1.48	<MDA	7.98	2.18	2.99	<MDA	11.67	2.00	-0.336	0.82	8/24/95 6:40
4	-0.989	1.48	<MDA	7.98	-0.47	2.32	<MDA	11.67	2.00	-0.336	-0.18	8/24/95 6:42
5	1.956	2.09	<MDA	7.98	-3.13	1.36	<MDA	11.67	2.00	0.664	-1.18	8/24/95 6:44
6	0.484	1.48	<MDA	7.98	2.18	2.99	<MDA	11.67	2.00	0.164	0.82	8/24/95 6:46
7	-0.989	1.48	<MDA	7.98	-3.13	1.36	<MDA	11.67	2.00	-0.336	-1.18	8/24/95 6:48
8	-0.989	1.48	<MDA	7.98	-3.13	1.36	<MDA	11.67	2.00	-0.336	-1.18	8/24/95 6:50
9	-0.989	1.48	<MDA	7.98	-4.46	1.36	<MDA	11.67	2.00	-0.336	-1.68	8/24/95 6:53
10	-0.989	1.48	<MDA	7.98	-0.47	2.32	<MDA	11.67	2.00	-0.336	-0.18	8/24/95 6:55
11	1.956	2.09	<MDA	7.98	3.51	3.27	<MDA	11.67	2.00	0.664	1.32	8/24/95 6:57
12	0.484	1.48	<MDA	7.98	3.51	3.27	<MDA	11.67	2.00	0.164	1.32	8/24/95 6:59
13	-0.989	1.48	<MDA	7.98	-3.13	1.36	<MDA	11.67	2.00	-0.336	-1.18	8/24/95 7:01
14	0.484	1.48	<MDA	7.98	-1.80	1.90	<MDA	11.67	2.00	0.164	-0.68	8/24/95 7:04
15	0.484	1.48	<MDA	7.98	-1.80	1.90	<MDA	11.67	2.00	0.164	-0.68	8/24/95 7:06
16	0.484	1.48	<MDA	7.98	-3.13	1.36	<MDA	11.67	2.00	0.164	-1.18	8/24/95 7:08
17	-0.989	1.48	<MDA	7.98	-3.13	1.36	<MDA	11.67	2.00	-0.336	-1.18	8/24/95 7:10
18	-0.989	1.48	<MDA	7.98	0.85	2.68	<MDA	11.67	2.00	-0.336	0.32	8/24/95 7:13
19	-0.989	1.48	<MDA	7.98	-0.47	2.32	<MDA	11.67	2.00	-0.336	-0.18	8/24/95 7:15
20	-0.989	1.48	<MDA	7.98	3.51	3.27	<MDA	11.67	2.00	-0.336	1.32	8/24/95 7:17
21	-0.989	1.48	<MDA	7.98	0.85	2.68	<MDA	11.67	2.00	-0.336	0.32	8/24/95 7:19
22	0.484	1.48	<MDA	7.98	4.84	3.53	<AL	11.67	2.00	0.164	1.82	8/24/95 7:21
23	1.956	2.09	<MDA	7.98	-0.47	2.32	<MDA	11.67	2.00	0.664	-0.18	8/24/95 7:23
24	1.956	2.09	<MDA	7.98	6.17	3.77	<AL	11.67	2.00	0.664	2.32	8/24/95 7:26

LB5100-W Low Background Counting System – Smear Analysis

Date: 8/24/95
 Counting Unit id: 1
 Data file name: C:\LBXL\UNIT1\B01-356.XLD
 Batch Ended: 8/24/95 7:39
 Crosstalk Correction: Not Applied

Alpha activity action level (DPM): 20.00
 Beta activity action level (DPM): 200.00
 Certainty level for MDA and flags: 95.00%
 High Voltage Setting: 1440

Application Revision: 3
 Application Version: Standard

Batch ID: BLAIRSVILLE 1-14-1

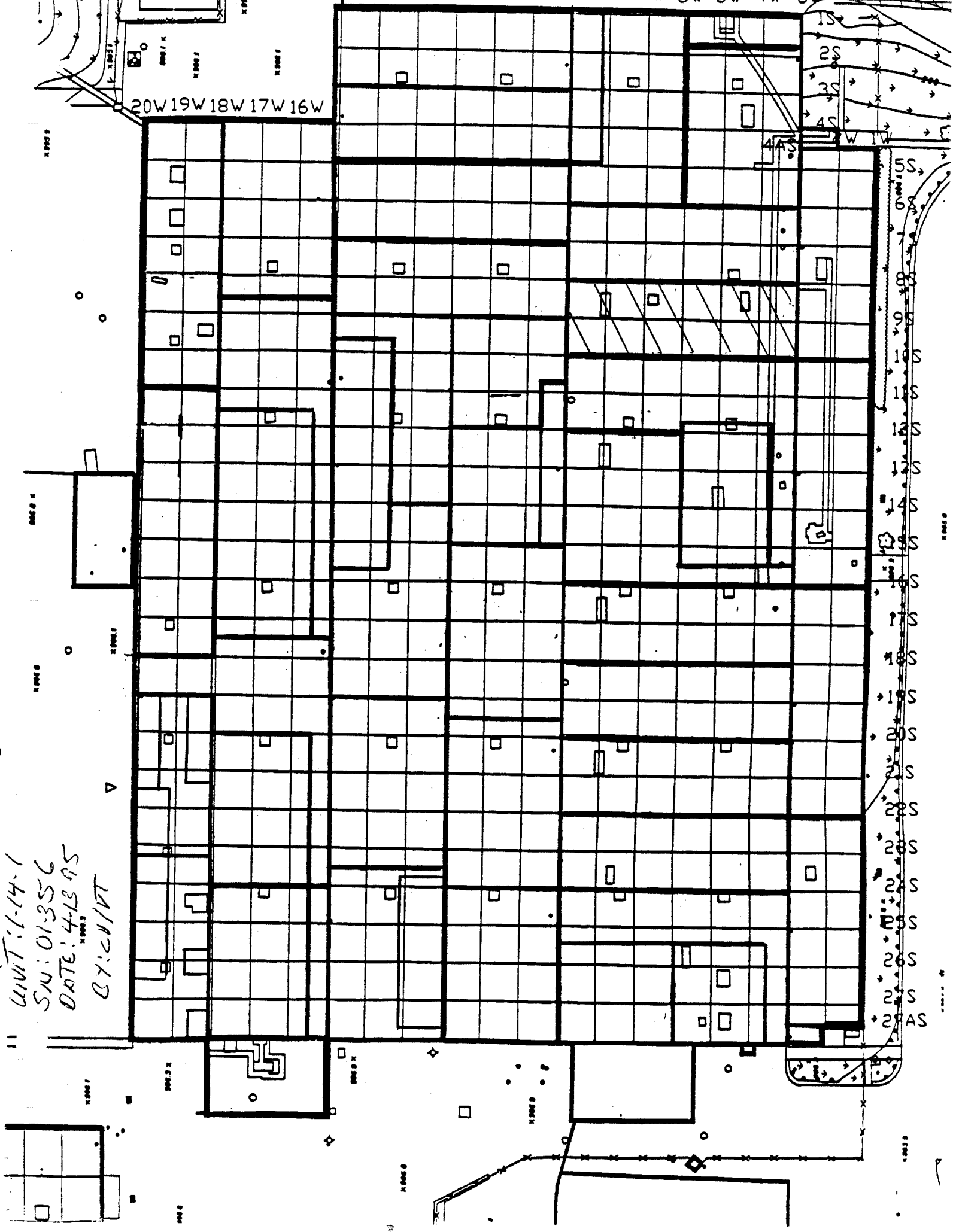
Carrier	Alpha Activity				Beta Activity				Count time (min)	Alpha CPM	Beta CPM	Completion Date - Time
	DPM	σ	flags	MDA	DPM	σ	flags	MDA				
25	-0.989	1.48	<MDA	7.98	2.18	2.99	<MDA	11.67	2.00	-0.336	0.82	8/24/95 7:28
26	0.484	1.48	<MDA	7.98	-3.13	1.36	<MDA	11.67	2.00	0.164	-1.18	8/24/95 7:30
27	-0.989	1.48	<MDA	7.98	0.85	2.68	<MDA	11.67	2.00	-0.336	0.32	8/24/95 7:32
28	-0.989	1.48	<MDA	7.98	0.85	2.68	<MDA	11.67	2.00	-0.336	0.32	8/24/95 7:35
29	0.484	1.48	<MDA	7.98	3.51	3.27	<MDA	11.67	2.00	0.164	1.32	8/24/95 7:37
30	-0.989	1.48	<MDA	7.98	-0.47	2.32	<MDA	11.67	2.00	-0.336	-0.18	8/24/95 7:39

Alpha efficiency log file: th230ab Alpha Efficiency: 33.96% Alpha to Beta Crosstalk: 24.36% Alpha Background (CPM): 0.335714286 Alpha Correction Factor: 1.000
Beta efficiency log file: tc99ab Beta Efficiency: 37.60% Beta into Alpha Crosstalk: 0.17% Beta Background (CPM): 1.678571429 Beta Correction Factor: 1.000

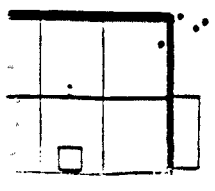
15W 14W 13W 12W 11W 10W 9W 8W 7W 6W 5W 4W 3W

20W 19W 18W 17W 16W

UNIT: 1-14-1
SN: 01356
DATE: 4-13-95
BY: CV/VT



15S
2S
3S
4S
5S
6S
7S
8S
9S
10S
11S
12S
13S
14S
15S
16S
17S
18S
19S
20S
21S
22S
23S
24S
25S
26S
27S
28S
29AS



Blairsville Point Survey Form #003

Survey Serial #:	01-357
Survey Section:	1
Survey Unit:	13
Survey Sub-unit:	1

Alpha Survey Instruments				
Inst. S/N	Inst. Code	Eff. %	Corr. Fac.	Bkg. CPM
1517	7	19.7	5.08	1


Beta Survey Instruments				
Inst. S/N	Inst. Code	Eff. %	Corr. Fac.	Bkg. CPM
1601	13	34.6	2.89	222

Gamma or Beta/Gamma Instruments			
Inst. S/N	Inst. Code	Bkg.	Detection Type

Classification:	4
Survey Type:	UPPER

Alpha Counting Instruments				
Inst. S/N	Inst. Code	Eff. %	Corr. Fac.	Bkg. CPM
13295	2	33.96	2.94	0.34

Beta Counting Instruments				
Inst. S/N	Inst. Code	Eff. %	Corr. Fac.	Bkg. CPM
13295	3	37.6	2.66	1.68

Surveyor:	V.TAYLOR/C.VERGARI
Signature:	

Surface Description	Coordinates		Gamma at 1m uR/hr	Gamma Inst. Code	Beta/Gamma Contact mR/hr	Beta/Gamma Code	Contact Gross 1 min. Count Alpha	Alpha Inst. Code	Contact Gross 1 min. Count Beta	Beta Inst. Code	Scan Contact Gross CPM		Removable DPM/100 cm2 Alpha	Alpha Count Code	Removable DPM/100 cm2 Beta	Beta Count Code	Comments
	X	Y									Max Beta	Avg Beta					
	CEILING	13									-10	N/A					
CEILING	15	-10	N/A	N/A	N/A	N/A	1	7	278	13	331	230	0.48	2	-0.47	3	PAINTED STEEL
CEILING	10	-10	N/A	N/A	N/A	N/A	3	7	236	13	382	250	0.48	2	-1.80	3	PAINTED STEEL
CEILING	12	-10	N/A	N/A	N/A	N/A	1	7	237	13	381	240	-0.99	2	0.85	3	PAINTED STEEL
CEILING	9	-9	N/A	N/A	N/A	N/A	1	7	259	13	342	260	-0.99	2	-0.47	3	PAINTED STEEL
CEILING	11	-9	N/A	N/A	N/A	N/A	0	7	249	13	332	240	-0.99	2	2.18	3	PAINTED STEEL
CEILING	11	-9	N/A	N/A	N/A	N/A	0	7	252	13	392	230	-0.99	2	-1.80	3	PAINTED STEEL
CEILING	15	-9	N/A	N/A	N/A	N/A	1	7	280	13	379	260	0.48	2	-3.13	3	PAINTED STEEL
CEILING	12	-3	N/A	N/A	N/A	N/A	1	7	244	13	328	230	-0.99	2	-4.46	3	PAINTED STEEL
CEILING	12	-5	N/A	N/A	N/A	N/A	2	7	227	13	330	240	1.96	2	0.85	3	PAINTED STEEL
CEILING	12	0	N/A	N/A	N/A	N/A	2	7	231	13	341	250	0.48	2	0.85	3	PAINTED STEEL
CEILING	12	-2	N/A	N/A	N/A	N/A	1	7	254	13	398	230	-0.99	2	0.85	3	PAINTED STEEL
CEILING	10	-1	N/A	N/A	N/A	N/A	1	7	262	13	383	230	-0.99	2	3.51	3	PAINTED STEEL
CEILING	10	-3	N/A	N/A	N/A	N/A	2	7	242	13	372	240	-0.99	2	0.85	3	PAINTED STEEL
CEILING	10	-4	N/A	N/A	N/A	N/A	1	7	246	13	380	240	0.48	2	-1.80	3	PAINTED STEEL
CEILING	10	-6	N/A	N/A	N/A	N/A	2	7	232	13	340	240	1.96	2	0.85	3	PAINTED STEEL
CEILING	8	-1	N/A	N/A	N/A	N/A	0	7	281	13	328	230	-0.99	2	-0.47	3	PAINTED STEEL
CEILING	8	-3	N/A	N/A	N/A	N/A	3	7	259	13	413	240	-0.99	2	7.50	3	PAINTED STEEL
CEILING	8	-4	N/A	N/A	N/A	N/A	1	7	257	13	339	230	0.48	2	0.85	3	PAINTED STEEL
CEILING	8	-6	N/A	N/A	N/A	N/A	5	7	210	13	376	230	-0.99	2	-1.80	3	PAINTED STEEL
CEILING	6	-7	N/A	N/A	N/A	N/A	1	7	284	13	358	240	-0.99	2	-1.80	3	PAINTED STEEL
CEILING	6	-9	N/A	N/A	N/A	N/A	1	7	251	13	342	260	-0.99	2	-1.80	3	PAINTED STEEL
CEILING	6	-5	N/A	N/A	N/A	N/A	1	7	245	13	436	270	0.48	2	0.85	3	PAINTED STEEL

Blairsville Point survey Form #003

Survey Serial #: 01-357

Survey Section: 1

Survey Unit: 13

Survey Sub-unit: 1

Classification: 4

Survey Type: UPPER

Survey Date: 4/13/95

Count Date: 8/24/95

Alpha Survey Instruments				
Inst. S/N	Inst. Code	Eff. %	Corr. Fac.	Bkg. CPM
1517	7	19.7	5.08	1


Beta Survey Instruments				
Inst. S/N	Inst. Code	Eff. %	Corr. Fac.	Bkg. CPM
1601	13	34.6	2.89	222

Gamma or Beta/Gamma Instruments			
Inst. S/N	Inst. Code	Bkg.	Detection Type

Alpha Counting Instruments				
Inst. S/N	Inst. Code	Eff. %	Corr. Fac.	Bkg. CPM
13295	2	33.96	2.94	0.34

Beta Counting Instruments				
Inst. S/N	Inst. Code	Eff. %	Corr. Fac.	Bkg. CPM
13295	3	37.6	2.66	1.68

Surveyor: V. TAYLOR/C. VERGARI

Signature: 

Surface Description	Coordinates		Gamma at 1m	Gamma Inst.	Beta/Gamma Contact	Beta/Gamma	Contact Gross 1 min. Count	Alpha Inst.	Contact Gross 1 min. Count	Beta Inst.	Scan Contact Gross CPM		Removable DPM/100 cm2	Alpha Count	Removable DPM/100 cm2	Beta Count	Comments
	X	Y	uR/hr	Code	mR/hr	Code	Alpha	Code	Beta	Code	Max Beta	Avg Beta	Alpha	Code	Beta	Code	
CEILING	6	-3	N/A	N/A	N/A	N/A	0	7	245	13	351	250	-0.99	2	-0.47	3	PAINTED STEEL
CEILING	4	-8	N/A	N/A	N/A	N/A	0	7	244	13	359	230	-0.99	2	3.51	3	PAINTED STEEL
CEILING	4	-10	N/A	N/A	N/A	N/A	2	7	232	13	338	240	-0.99	2	-4.46	3	PAINTED STEEL
CEILING	4	-3	N/A	N/A	N/A	N/A	1	7	256	13	361	220	0.48	2	0.85	3	PAINTED STEEL
CEILING	4	-5	N/A	N/A	N/A	N/A	0	7	245	13	326	230	-0.99	2	-3.13	3	PAINTED STEEL
CEILING	2	-3	N/A	N/A	N/A	N/A	2	7	254	13	306	220	-0.99	2	-0.47	3	PAINTED STEEL
CEILING	2	-5	N/A	N/A	N/A	N/A	1	7	224	13	362	230	-0.99	2	2.18	3	PAINTED STEEL

LB5100-W Low Background Counting System -- Smear Analysis

Date: 8/24/95
 Counting Unit id: 1
 Data file name: C:\LBXL\UNIT1\B01-357.XLD
 Batch Ended: 8/24/95 8:45
 Crosstalk Correction: Not Applied

Alpha activity action level (DPM): 20.00
 Beta activity action level (DPM): 200.00
 Certainty level for MDA and flags: 95.00%
 High Voltage Setting: 1440

Application Revision: 3
 Application Version: Standard

Alpha efficiency log file: th230ab Alpha Efficiency: 33.96% Alpha to Beta Crosstalk: 24.36% Alpha Background (CPM): 0.335714286 Alpha Correction Factor: 1.000
Beta efficiency log file: tc99ab Beta Efficiency: 37.60% Beta into Alpha Crosstalk: 0.17% Beta Background (CPM): 1.678571429 Beta Correction Factor: 1.000

Batch ID: BLAIRSVILLE 1-13-1

Carrier	Alpha Activity				Beta Activity				Count time (min)	Alpha CPM	Beta CPM	Completion Date - Time
	DPM	σ	flags	MDA	DPM	σ	flags	MDA				
31	-0.989	1.48	<MDA	7.98	4.84	3.53	<AL	11.67	2.00	-0.336	1.82	8/24/95 7:41
32	0.484	1.48	<MDA	7.98	-0.47	2.32	<MDA	11.67	2.00	0.164	-0.18	8/24/95 7:43
33	0.484	1.48	<MDA	7.98	-1.80	1.90	<MDA	11.67	2.00	0.164	-0.68	8/24/95 7:46
34	-0.989	1.48	<MDA	7.98	0.85	2.68	<MDA	11.67	2.00	-0.336	0.32	8/24/95 7:48
35	-0.989	1.48	<MDA	7.98	-0.47	2.32	<MDA	11.67	2.00	-0.336	-0.18	8/24/95 7:50
36	-0.989	1.48	<MDA	7.98	2.18	2.99	<MDA	11.67	2.00	-0.336	0.82	8/24/95 7:52
37	-0.989	1.48	<MDA	7.98	-1.80	1.90	<MDA	11.67	2.00	-0.336	-0.68	8/24/95 7:54
38	0.484	1.48	<MDA	7.98	-3.13	1.36	<MDA	11.67	2.00	0.164	-1.18	8/24/95 7:57
39	-0.989	1.48	<MDA	7.98	-4.46	1.36	<MDA	11.67	2.00	-0.336	-1.68	8/24/95 7:59
40	1.956	2.09	<MDA	7.98	0.85	2.68	<MDA	11.67	2.00	0.664	0.32	8/24/95 8:01
41	0.484	1.48	<MDA	7.98	0.85	2.68	<MDA	11.67	2.00	0.164	0.32	8/24/95 8:03
42	-0.989	1.48	<MDA	7.98	0.85	2.68	<MDA	11.67	2.00	-0.336	0.32	8/24/95 8:06
43	-0.989	1.48	<MDA	7.98	3.51	3.27	<MDA	11.67	2.00	-0.336	1.32	8/24/95 8:08
44	-0.989	1.48	<MDA	7.98	0.85	2.68	<MDA	11.67	2.00	-0.336	0.32	8/24/95 8:10
45	0.484	1.48	<MDA	7.98	-1.80	1.90	<MDA	11.67	2.00	0.164	-0.68	8/24/95 8:12
46	1.956	2.09	<MDA	7.98	0.85	2.68	<MDA	11.67	2.00	0.664	0.32	8/24/95 8:14
47	-0.989	1.48	<MDA	7.98	-0.47	2.32	<MDA	11.67	2.00	-0.336	-0.18	8/24/95 8:17
48	-0.989	1.48	<MDA	7.98	7.50	4.00	<AL	11.67	2.00	-0.336	2.82	8/24/95 8:19
49	0.484	1.48	<MDA	7.98	0.85	2.68	<MDA	11.67	2.00	0.164	0.32	8/24/95 8:21
50	-0.989	1.48	<MDA	7.98	-1.80	1.90	<MDA	11.67	2.00	-0.336	-0.68	8/24/95 8:23
51	-0.989	1.48	<MDA	7.98	-1.80	1.90	<MDA	11.67	2.00	-0.336	-0.68	8/24/95 8:25
52	-0.989	1.48	<MDA	7.98	-1.80	1.90	<MDA	11.67	2.00	-0.336	-0.68	8/24/95 8:28
53	0.484	1.48	<MDA	7.98	0.85	2.68	<MDA	11.67	2.00	0.164	0.32	8/24/95 8:30
54	-0.989	1.48	<MDA	7.98	-0.47	2.32	<MDA	11.67	2.00	-0.336	-0.18	8/24/95 8:32

LB5100-W Low Background Counting System – Smear Analysis

Date: 8/24/95
 Counting Unit id: 1
 Data file name: C:\LBXL\UNIT1\B01-357.XLD
 Batch Ended: 8/24/95 8:45
 Crosstalk Correction: Not Applied

Alpha activity action level (DPM): 20.00
 Beta activity action level (DPM): 200.00
 Certainty level for MDA and flags: 95.00%
 High Voltage Setting: 1440

Application Revision: 3
 Application Version: Standard

Alpha efficiency log file: th230ab Alpha Efficiency: 33.96% Alpha to Beta Crosstalk: 24.36% Alpha Background (CPM): 0.335714286 Alpha Correction Factor: 1.000
Beta efficiency log file: tc99ab Beta Efficiency: 37.60% Beta into Alpha Crosstalk: 0.17% Beta Background (CPM): 1.678571429 Beta Correction Factor: 1.000
Count time (min) Alpha CPM Beta CPM Completion Date - Time
2.00 -0.336 1.32 8/24/95 8:34
2.00 -0.336 -1.68 8/24/95 8:36
2.00 0.164 0.32 8/24/95 8:39
2.00 -0.336 -1.18 8/24/95 8:41
2.00 -0.336 -0.18 8/24/95 8:43
2.00 -0.336 0.82 8/24/95 8:45

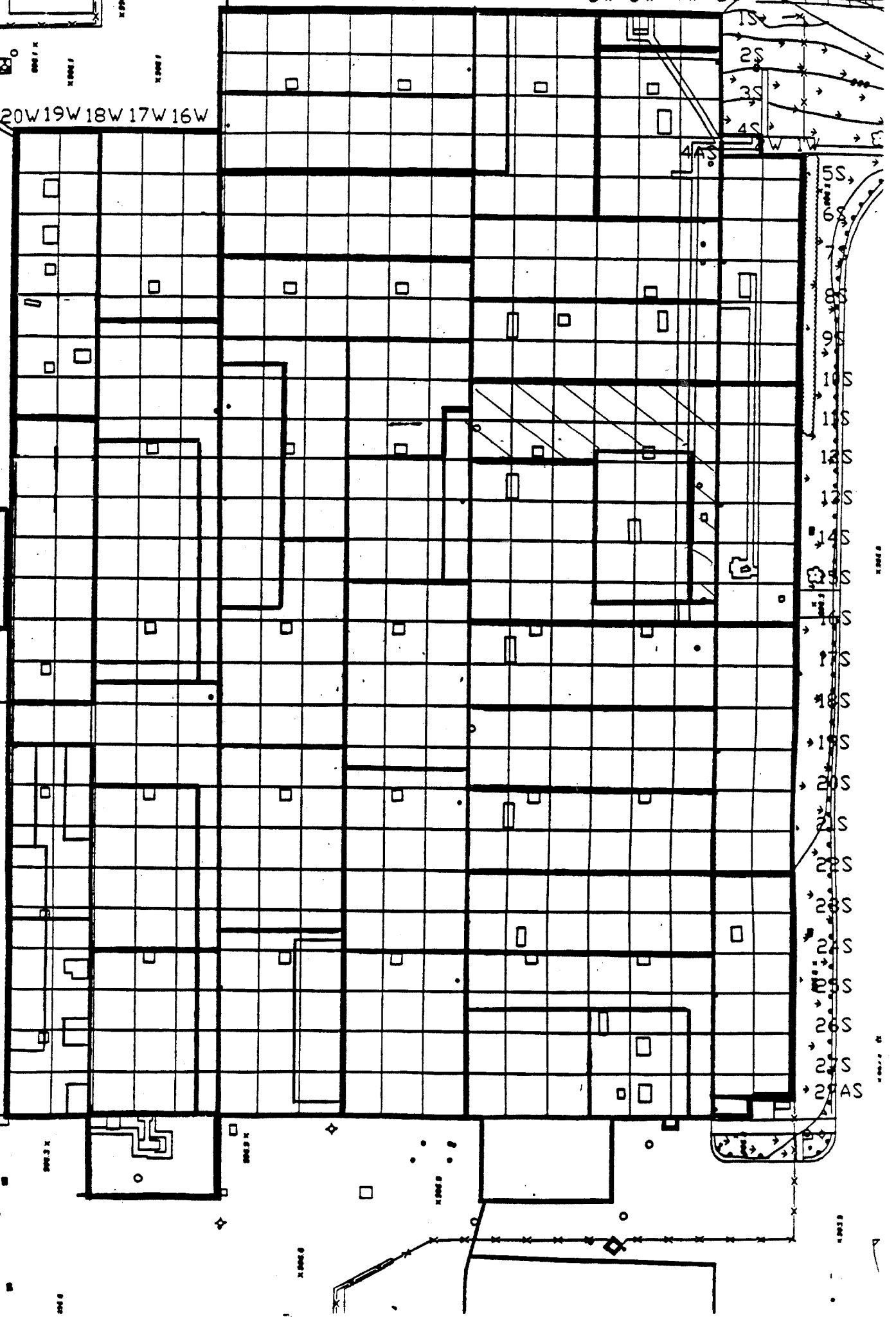
Batch ID: BLAIRSVILLE 1-13-1

Carrier	Alpha Activity				Beta Activity			
	DPM	σ	flags	MDA	DPM	σ	flags	MDA
55	-0.989	1.48	<MDA	7.98	3.51	3.27	<MDA	11.67
56	-0.989	1.48	<MDA	7.98	-4.46	1.36	<MDA	11.67
57	0.484	1.48	<MDA	7.98	0.85	2.68	<MDA	11.67
58	-0.989	1.48	<MDA	7.98	-3.13	1.36	<MDA	11.67
59	-0.989	1.48	<MDA	7.98	-0.47	2.32	<MDA	11.67
60	-0.989	1.48	<MDA	7.98	2.18	2.99	<MDA	11.67

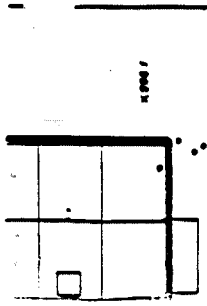
15W 14W 13W 12W 11W 10W 9W 8W 7W 6W 5W 4W 3W

20W 19W 18W 17W 16W

UNIT: 1-B-1
SN: 01357
DATE: 4-13-95
BY: CV/VT



15S
25S
35S
45S
55S
65S
75S
85S
95S
105S
115S
125S
135S
145S
155S
165S
175S
185S
195S
205S
215S
225S
235S
245S
255S
265S
275S
285S
29AS



Blairsville Point Survey Form #003

Survey Serial #: 01-358

Survey Section: 1

Survey Unit: 15

Survey Sub-unit: 1

Classification: 4

Survey Type: UPPER

Survey Date: 4/17/95

Count Date: 8/24/95


Alpha Survey Instruments				
Inst. S/N	Inst. Code	Eff. %	Corr. Fac.	Bkg. CPM
1517	7	19.7	5.08	1

Beta Survey Instruments				
Inst. S/N	Inst. Code	Eff. %	Corr. Fac.	Bkg. CPM
1601	13	34.6	2.89	201

Gamma or Beta/Gamma Instruments			
Inst. S/N	Inst. Code	Bkg.	Detection Type

Alpha Counting Instruments				
Inst. S/N	Inst. Code	Eff. %	Corr. Fac.	Bkg. CPM
13295	2	33.96	2.94	0.34

Beta Counting Instruments				
Inst. S/N	Inst. Code	Eff. %	Corr. Fac.	Bkg. CPM
13295	3	37.6	2.66	1.68

Surveyor: V. TAYLOR/C. VERGARI
 Signature: 

Surface Description	Coordinates		Gamma at 1m	Gamma Inst.	Beta/Gamma Contact	Beta/Gamma Code	Contact Gross 1 min. Count	Alpha Inst. Code	Contact Gross 1 min. Count	Beta Inst. Code	Scan Contact Gross CPM		Removable DPM/100 cm2	Alpha Count	Removable DPM/100 cm2	Beta Count	Comments
	X	Y	uR/hr	Code	mR/hr	Code	Alpha	Beta	Code	Code	Max Beta	Avg Beta	Alpha	Beta	Code		
NORTH WALL	27	4	N/A	N/A	N/A	N/A	1	7	279	13	401	240	-0.99	2	-0.47	3	PAINTED BLOCK
NORTH WALL	29	4	N/A	N/A	N/A	N/A	1	7	273	13	328	240	1.96	2	-1.80	3	PAINTED BLOCK
NORTH WALL	27	5.5	N/A	N/A	N/A	N/A	1	7	279	13	346	250	-0.99	2	-1.80	3	PAINTED BLOCK
NORTH WALL	29	5.5	N/A	N/A	N/A	N/A	1	7	249	13	360	270	0.48	2	2.18	3	PAINTED BLOCK
NORTH WALL	23	4	N/A	N/A	N/A	N/A	1	7	280	13	327	250	-0.99	2	0.85	3	PAINTED BLOCK
NORTH WALL	25	4	N/A	N/A	N/A	N/A	5	7	276	13	335	240	-0.99	2	-4.46	3	PAINTED BLOCK
NORTH WALL	23	5.5	N/A	N/A	N/A	N/A	1	7	287	13	345	230	1.96	2	4.84	3	PAINTED BLOCK
NORTH WALL	25	5.5	N/A	N/A	N/A	N/A	0	7	228	13	314	240	0.48	2	-0.47	3	PAINTED BLOCK
NORTH WALL	19	4	N/A	N/A	N/A	N/A	2	7	271	13	359	260	-0.99	2	-0.47	3	PAINTED BLOCK
NORTH WALL	21	4	N/A	N/A	N/A	N/A	3	7	287	13	352	260	1.96	2	3.51	3	PAINTED BLOCK
NORTH WALL	19	5.5	N/A	N/A	N/A	N/A	1	7	265	13	309	250	-0.99	2	-4.46	3	PAINTED BLOCK
NORTH WALL	21	5.5	N/A	N/A	N/A	N/A	1	7	252	13	332	250	-0.99	2	0.85	3	PAINTED BLOCK
NORTH WALL	15	3.5	N/A	N/A	N/A	N/A	1	7	273	13	431	220	0.48	2	-1.80	3	PAINTED BLOCK
NORTH WALL	17	3.5	N/A	N/A	N/A	N/A	2	7	272	13	294	240	-0.99	2	3.51	3	PAINTED BLOCK
NORTH WALL	15	5.5	N/A	N/A	N/A	N/A	4	7	284	13	393	230	-0.99	2	0.85	3	PAINTED BLOCK
NORTH WALL	17	5.5	N/A	N/A	N/A	N/A	3	7	286	13	293	230	0.48	2	-3.13	3	PAINTED BLOCK
NORTH WALL	12	3.5	N/A	N/A	N/A	N/A	2	7	267	13	384	250	-0.99	2	-3.13	3	PAINTED BLOCK
NORTH WALL	14	3.5	N/A	N/A	N/A	N/A	1	7	284	13	347	250	-0.99	2	0.85	3	PAINTED BLOCK
NORTH WALL	12	5.5	N/A	N/A	N/A	N/A	4	7	280	13	368	250	-0.99	2	-1.80	3	PAINTED BLOCK
NORTH WALL	14	5.5	N/A	N/A	N/A	N/A	1	7	246	13	419	300	-0.99	2	4.84	3	PAINTED BLOCK
NORTH WALL	9	4	N/A	N/A	N/A	N/A	4	7	245	13	345	250	0.48	2	2.18	3	PAINTED BLOCK
NORTH WALL	11	4	N/A	N/A	N/A	N/A	1	7	264	13	414	300	-0.99	2	-0.47	3	PAINTED BLOCK
NORTH WALL	9	5.5	N/A	N/A	N/A	N/A	3	7	253	13	379	260	-0.99	2	-1.80	3	PAINTED BLOCK

Blairsville Point Survey Form #003

Survey Serial #:	01-358
Survey Section:	1
Survey Unit:	15
Survey Sub-unit:	1

Alpha Survey Instruments				
Inst. S/N	Inst. Code	Eff. %	Corr. Fac.	Bkg. CPM
1517	7	19.7	5.08	1


Beta Survey Instruments				
Inst. S/N	Inst. Code	Eff. %	Corr. Fac.	Bkg. CPM
1601	13	34.6	2.89	201

Gamma or Beta/Gamma Instruments			
Inst. S/N	Inst. Code	Bkg.	Detection Type

Classification:	4
Survey Type:	UPPER
Survey Date:	4/17/95
Count Date:	8/24/95

Alpha Counting Instruments				
Inst. S/N	Inst. Code	Eff. %	Corr. Fac.	Bkg. CPM
13295	2	33.96	2.94	0.34

Beta Counting Instruments				
Inst. S/N	Inst. Code	Eff. %	Corr. Fac.	Bkg. CPM
13295	3	37.6	2.66	1.68

Surveyor:	V. TAYLOR/C. VERGARI
Signature:	

Surface Description	Coordinates		Gamma at 1m	Gamma Inst.	Beta/Gamma Contact	Beta/Gamma	Contact Gross 1 min. Count	Alpha Inst.	Contact Gross 1 min. Count	Beta Inst.	Scan Contact Gross CPM		Removable DPM/100 cm2	Alpha Count	Removable DPM/100 cm2	Beta Count	Comments
	X	Y	uR/hr	Code	mR/hr	Code	Alpha	Beta	Code	Max Beta	Avg Beta	Alpha	Code	Beta	Code		
NORTH WALL	11	5.5	N/A	N/A	N/A	N/A	3	7	254	13	372	280	0.48	2	2.18	3	PAINTED BLOCK
NORTH WALL	7	4	N/A	N/A	N/A	N/A	3	7	261	13	362	230	-0.99	2	0.85	3	PAINTED BLOCK
NORTH WALL	7	5.5	N/A	N/A	N/A	N/A	3	7	252	13	361	260	-0.99	2	-3.13	3	PAINTED BLOCK
CEILING	35	-1	N/A	N/A	N/A	N/A	0	7	246	13	384	280	-0.99	2	2.18	3	PAINTED STEEL
CEILING	35	-3.5	N/A	N/A	N/A	N/A	2	7	280	13	348	260	-0.99	2	3.51	3	PAINTED STEEL
DUCT	36	-1	N/A	N/A	N/A	N/A	4	7	289	13	415	280	-0.99	2	-0.47	3	TOP OF DUCT
DUCT	36	-3	N/A	N/A	N/A	N/A	5	7	327	13	451	280	-0.99	2	-1.80	3	TOP OF DUCT

LB5100-W Low Background Counting System – Smear Analysis

Date: 8/24/95
 Counting Unit id: 1
 Data file name: C:\LBXL\UNIT1\B01-358.XLD
 Batch Ended: 8/24/95 9:52
 Crosstalk Correction: Not Applied

Alpha activity action level (DPM): 20.00
 Beta activity action level (DPM): 200.00
 Certainty level for MDA and flags: 95.00%
 High Voltage Setting: 1440

Application Revision: 3
 Application Version: Standard

Alpha efficiency log file: th230ab
 Alpha Efficiency: 33.96%
 Alpha to Beta Crosstalk: 24.36%
 Alpha Background (CPM): 0.335714286
 Alpha Correction Factor: 1.000

Beta efficiency log file: tc99ab
 Beta Efficiency: 37.60%
 Beta into Alpha Crosstalk: 0.17%
 Beta Background (CPM): 1.678571429
 Beta Correction Factor: 1.000

Batch ID: BLAIRSVILLE 1-15-1

Carrier	Alpha Activity				Beta Activity				Count time (min)	Alpha CPM	Beta CPM	Completion Date - Time
	DPM	σ	flags	MDA	DPM	σ	flags	MDA				
61	-0.989	1.48	<MDA	7.98	-0.47	2.32	<MDA	11.67	2.00	-0.336	-0.18	8/24/95 8:48
62	1.956	2.09	<MDA	7.98	-1.80	1.90	<MDA	11.67	2.00	0.664	-0.68	8/24/95 8:50
63	-0.989	1.48	<MDA	7.98	-1.80	1.90	<MDA	11.67	2.00	-0.336	-0.68	8/24/95 8:52
64	0.484	1.48	<MDA	7.98	2.18	2.99	<MDA	11.67	2.00	0.164	0.82	8/24/95 8:54
65	-0.989	1.48	<MDA	7.98	0.85	2.68	<MDA	11.67	2.00	-0.336	0.32	8/24/95 8:56
66	-0.989	1.48	<MDA	7.98	-4.46	1.36	<MDA	11.67	2.00	-0.336	-1.68	8/24/95 8:59
67	1.956	2.09	<MDA	7.98	4.84	3.53	<AL	11.67	2.00	0.664	1.82	8/24/95 9:01
68	0.484	1.48	<MDA	7.98	-0.47	2.32	<MDA	11.67	2.00	0.164	-0.18	8/24/95 9:03
69	-0.989	1.48	<MDA	7.98	-0.47	2.32	<MDA	11.67	2.00	-0.336	-0.18	8/24/95 9:05
70	1.956	2.09	<MDA	7.98	3.51	3.27	<MDA	11.67	2.00	0.664	1.32	8/24/95 9:08
71	-0.989	1.48	<MDA	7.98	-4.46	1.36	<MDA	11.67	2.00	-0.336	-1.68	8/24/95 9:10
72	-0.989	1.48	<MDA	7.98	0.85	2.68	<MDA	11.67	2.00	-0.336	0.32	8/24/95 9:12
73	0.484	1.48	<MDA	7.98	-1.80	1.90	<MDA	11.67	2.00	0.164	-0.68	8/24/95 9:14
74	-0.989	1.48	<MDA	7.98	3.51	3.27	<MDA	11.67	2.00	-0.336	1.32	8/24/95 9:17
75	-0.989	1.48	<MDA	7.98	0.85	2.68	<MDA	11.67	2.00	-0.336	0.32	8/24/95 9:19
76	0.484	1.48	<MDA	7.98	-3.13	1.36	<MDA	11.67	2.00	0.164	-1.18	8/24/95 9:21
77	-0.989	1.48	<MDA	7.98	-3.13	1.36	<MDA	11.67	2.00	-0.336	-1.18	8/24/95 9:23
78	-0.989	1.48	<MDA	7.98	0.85	2.68	<MDA	11.67	2.00	-0.336	0.32	8/24/95 9:25
79	-0.989	1.48	<MDA	7.98	-1.80	1.90	<MDA	11.67	2.00	-0.336	-0.68	8/24/95 9:28
80	-0.989	1.48	<MDA	7.98	4.84	3.53	<AL	11.67	2.00	-0.336	1.82	8/24/95 9:30
81	0.484	1.48	<MDA	7.98	2.18	2.99	<MDA	11.67	2.00	0.164	0.82	8/24/95 9:32
82	-0.989	1.48	<MDA	7.98	-0.47	2.32	<MDA	11.67	2.00	-0.336	-0.18	8/24/95 9:34
83	-0.989	1.48	<MDA	7.98	-1.80	1.90	<MDA	11.67	2.00	-0.336	-0.68	8/24/95 9:36
84	0.484	1.48	<MDA	7.98	2.18	2.99	<MDA	11.67	2.00	0.164	0.82	8/24/95 9:39

LB5100-W Low Background Counting System -- Smear Analysis

Date: 8/24/95
 Counting Unit id: 1
 Data file name: C:\LBXL\UNIT1\B01-358.XLD
 Batch Ended: 8/24/95 9:52
 Crosstalk Correction: Not Applied

Alpha activity action level (DPM): 20.00
 Beta activity action level (DPM): 200.00
 Certainty level for MDA and flags: 95.00%
 High Voltage Setting: 1440

Application Revision: 3
 Application Version: Standard

Alpha efficiency log file: th230ab Alpha Efficiency: 33.96% Alpha to Beta Crosstalk: 24.36% Alpha Background (CPM): 0.335714286 Alpha Correction Factor: 1.000
Beta efficiency log file: tc99ab Beta Efficiency: 37.60% Beta into Alpha Crosstalk: 0.17% Beta Background (CPM): 1.678571429 Beta Correction Factor: 1.000
Count Alpha Beta Completion time (min) CPM CPM Date - Time
2.00 -0.336 0.32 8/24/95 9:41
2.00 -0.336 -1.18 8/24/95 9:43
2.00 -0.336 0.82 8/24/95 9:45
2.00 -0.336 1.32 8/24/95 9:47
2.00 -0.336 -0.18 8/24/95 9:50
2.00 -0.336 -0.68 8/24/95 9:52

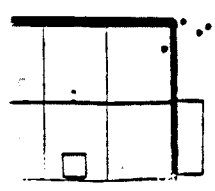
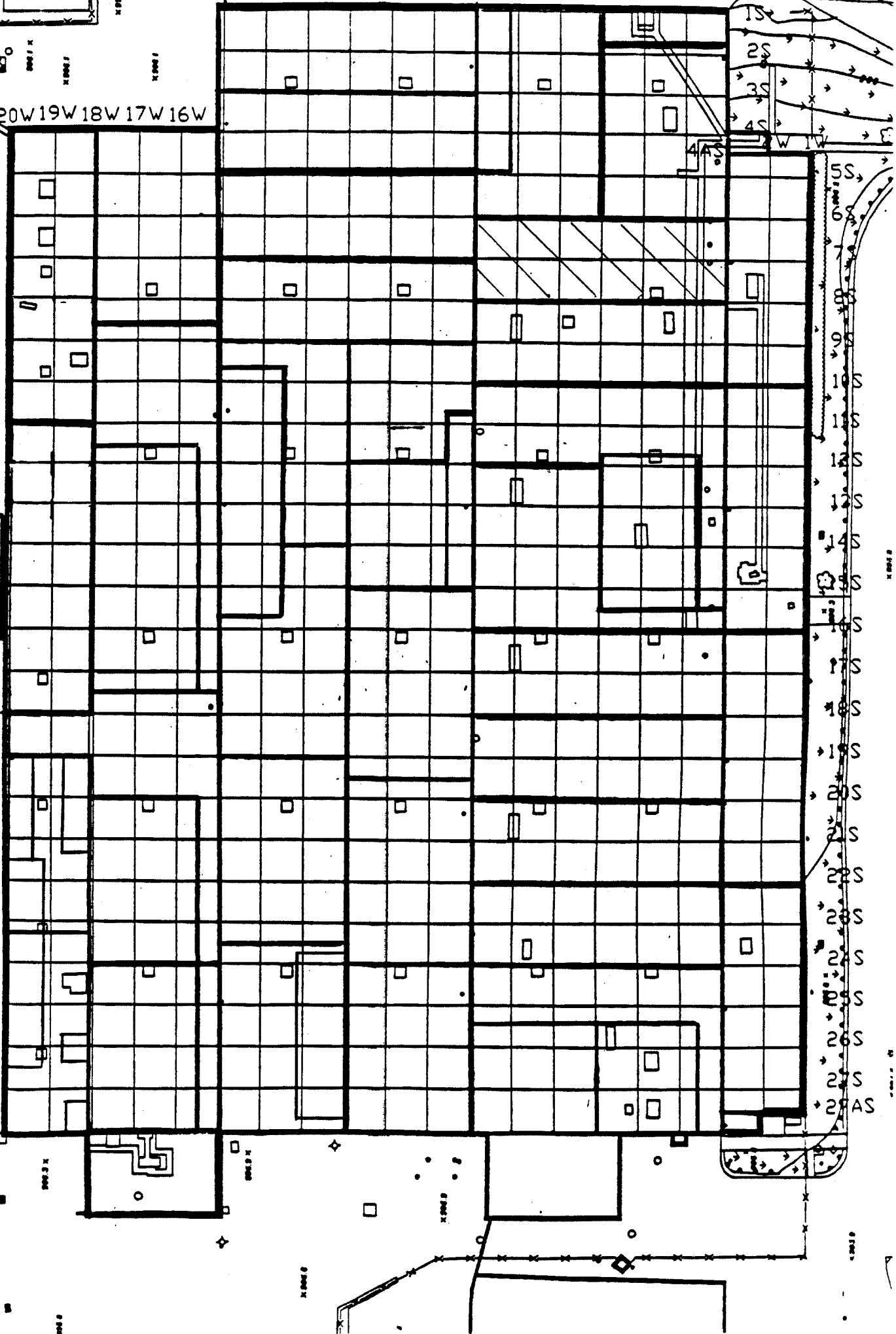
Batch ID: BLAIRSVILLE 1-15-1

Carrier	Alpha Activity				Beta Activity			
	DPM	σ	flags	MDA	DPM	σ	flags	MDA
85	-0.989	1.48	<MDA	7.98	0.85	2.68	<MDA	11.67
86	-0.989	1.48	<MDA	7.98	-3.13	1.36	<MDA	11.67
87	-0.989	1.48	<MDA	7.98	2.18	2.99	<MDA	11.67
88	-0.989	1.48	<MDA	7.98	3.51	3.27	<MDA	11.67
89	-0.989	1.48	<MDA	7.98	-0.47	2.32	<MDA	11.67
90	-0.989	1.48	<MDA	7.98	-1.80	1.90	<MDA	11.67

15W 14W 13W 12W 11W 10W 9W 8W 7W 6W 5W 4W 3W

20W 19W 18W 17W 16W

UNIT: 1-15-1
S/N: 01-358
DATE: 4-17-95
BY: CV/LS/VI



Blairsville Point Survey Form #003

Survey Serial #:	01-359
------------------	--------

Survey Section:	1
-----------------	---

Survey Unit:	41
--------------	----

Survey Sub-unit:	4
------------------	---

Classification:	4
-----------------	---

Survey Type:	UPPER
--------------	-------

Survey Date:	4/18/95
--------------	---------

Count Date:	8/24/95
-------------	---------

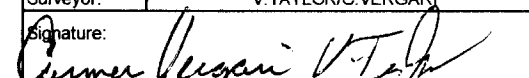
Alpha Survey Instruments				
Inst. S/N	Inst. Code	Eff. %	Corr. Fac.	Bkg. CPM
1588	8	21.2	4.72	2

Beta Survey Instruments				
Inst. S/N	Inst. Code	Eff. %	Corr. Fac.	Bkg. CPM
1601	13	34.6	2.89	191

Gamma or Beta/Gamma Instruments			
Inst. S/N	Inst. Code	Bkg.	Detection Type

Alpha Counting Instruments				
Inst. S/N	Inst. Code	Eff. %	Corr. Fac.	Bkg. CPM
13295	2	33.96	2.94	0.34

Beta Counting Instruments				
Inst. S/N	Inst. Code	Eff. %	Corr. Fac.	Bkg. CPM
13295	3	37.6	2.66	1.68

Surveyor:	V. TAYLOR/C. VERGARI
Signature:	

Surface Description	Coordinates		Gamma at 1m	Gamma Inst.	Beta/Gamma Contact	Beta/Gamma	Contact Gross 1 min. Count	Alpha Inst.	Contact Gross 1 min. Count	Beta Inst.	Scan Contact Gross CPM		Removable DPM/100 cm2	Alpha Count	Removable DPM/100 cm2	Beta Count	Comments
			uR/hr	Code	mR/hr	Code	Alpha	Code	Beta	Code	Max Beta	Avg Beta	Alpha	Beta	Code		
	X	Y															
CEILING	2.5	-7	N/A	N/A	N/A	N/A	1	8	263	13	350	240	0.48	2	0.85	3	PAINTED STEEL
CEILING	2.5	-9	N/A	N/A	N/A	N/A	5	8	246	13	338	230	-0.99	2	3.51	3	PAINTED STEEL
CEILING	2.5	-10	N/A	N/A	N/A	N/A	1	8	268	13	345	230	-0.99	2	-0.47	3	PAINTED STEEL
CEILING	2.5	-12	N/A	N/A	N/A	N/A	1	8	233	13	363	240	-0.99	2	-1.80	3	PAINTED STEEL
CEILING	2.5	-14	N/A	N/A	N/A	N/A	2	8	248	13	275	230	-0.99	2	-3.13	3	PAINTED STEEL
CEILING	2.5	-16	N/A	N/A	N/A	N/A	1	8	287	13	430	260	-0.99	2	3.51	3	PAINTED STEEL
CEILING	2.5	-18	N/A	N/A	N/A	N/A	6	8	266	13	280	210	-0.99	2	-1.80	3	PAINTED STEEL
CEILING	2.5	-19	N/A	N/A	N/A	N/A	3	8	268	13	389	250	0.48	2	-3.13	3	PAINTED STEEL
CEILING	2.5	-21	N/A	N/A	N/A	N/A	1	8	271	13	401	250	0.48	2	-3.13	3	PAINTED STEEL
CEILING	2.5	-22	N/A	N/A	N/A	N/A	3	8	217	13	349	240	-0.99	2	-3.13	3	PAINTED STEEL
CEILING	2.5	-24	N/A	N/A	N/A	N/A	1	8	245	13	331	230	-0.99	2	0.85	3	PAINTED STEEL
CEILING	6	-1	N/A	N/A	N/A	N/A	1	8	225	13	392	230	0.48	2	2.18	3	PAINTED STEEL
CEILING	6	-3	N/A	N/A	N/A	N/A	1	8	233	13	338	240	0.48	2	0.85	3	PAINTED STEEL
CEILING	6	-4	N/A	N/A	N/A	N/A	1	8	217	13	318	240	-0.99	2	0.85	3	PAINTED STEEL
CEILING	6	-6	N/A	N/A	N/A	N/A	0	8	250	13	344	240	-0.99	2	-1.80	3	PAINTED STEEL
CEILING	6	-7	N/A	N/A	N/A	N/A	3	8	243	13	310	240	-0.99	2	-1.80	3	PAINTED STEEL
CEILING	6	-9	N/A	N/A	N/A	N/A	7	8	219	13	385	230	0.48	2	-1.80	3	PAINTED STEEL
CEILING	6	-10	N/A	N/A	N/A	N/A	4	8	246	13	311	220	-0.99	2	-1.80	3	PAINTED STEEL
CEILING	6	-12	N/A	N/A	N/A	N/A	1	8	254	13	342	230	0.48	2	-1.80	3	PAINTED STEEL
CEILING	6	-15	N/A	N/A	N/A	N/A	2	8	257	13	343	240	0.48	2	0.85	3	PAINTED STEEL
CEILING	6	-13	N/A	N/A	N/A	N/A	3	8	244	13	302	220	-0.99	2	0.85	3	PAINTED STEEL
CEILING	6	-16	N/A	N/A	N/A	N/A	4	8	257	13	342	220	0.48	2	-1.80	3	PAINTED STEEL
CEILING	6	-18	N/A	N/A	N/A	N/A	2	8	234	13	349	230	-0.99	2	4.84	3	PAINTED STEEL

Blairsville Point Survey Form #003

Survey Serial #:	01-359
------------------	--------

Survey Section:	1
-----------------	---

Survey Unit:	41
--------------	----

Survey Sub-unit:	4
------------------	---

Classification:	4
-----------------	---

Survey Type:	UPPER
--------------	-------

Survey Date:	4/18/95
--------------	---------

Count Date:	8/24/95
-------------	---------


Alpha Survey Instruments				
Inst. S/N	Inst. Code	Eff. %	Corr. Fac.	Bkg. CPM
1588	8	21.2	4.72	2

Beta Survey Instruments				
Inst. S/N	Inst. Code	Eff. %	Corr. Fac.	Bkg. CPM
1601	13	34.6	2.89	191

Gamma or Beta/Gamma Instruments			
Inst. S/N	Inst. Code	Bkg.	Detection Type

Alpha Counting Instruments				
Inst. S/N	Inst. Code	Eff. %	Corr. Fac.	Bkg. CPM
13295	2	33.96	2.94	0.34

Beta Counting Instruments				
Inst. S/N	Inst. Code	Eff. %	Corr. Fac.	Bkg. CPM
13295	3	37.6	2.66	1.68

Surveyor:	V. TAYLOR/C. VERGARI
Signature:	

Surface Description	Coordinates		Gamma at 1m	Gamma Inst.	Beta/Gamma Contact	Beta/Gamma	Contact Gross 1 min. Count	Alpha Inst.	Contact Gross 1 min. Count	Beta Inst.	Scan Contact		Removable DPM/100 cm2	Alpha Count	Removable DPM/100 cm2	Beta Count	Comments
											Gross CPM						
	X	Y	uR/hr	Code	mR/hr	Code	Alpha	Beta	Code	Max Beta	Avg Beta	Alpha	Beta	Code			
CEILING	6	-25	N/A	N/A	N/A	N/A	3	8	219	13	333	210	-0.99	2	3.51	3	PAINTED STEEL
CEILING	6	-27	N/A	N/A	N/A	N/A	4	8	283	13	329	250	0.48	2	3.51	3	PAINTED STEEL
CEILING	10	-31	N/A	N/A	N/A	N/A	2	8	262	13	319	230	-0.99	2	8.83	3	PAINTED STEEL
CEILING	10	-33	N/A	N/A	N/A	N/A	1	8	237	13	325	240	-0.99	2	-1.80	3	PAINTED STEEL
CEILING	0	-35	N/A	N/A	N/A	N/A	2	8	232	13	360	240	-0.99	2	-1.80	3	PAINTED STEEL
CEILING	2	-35	N/A	N/A	N/A	N/A	1	8	240	13	353	220	1.96	2	3.51	3	PAINTED STEEL
CEILING	10	-37	N/A	N/A	N/A	N/A	1	8	246	13	340	220	0.48	2	-0.47	3	PAINTED STEEL

LB5100-W Low Background Counting System -- Smear Analysis

Date: 8/24/95
 Counting Unit id: 1
 Data file name: C:\LBXL\UNIT1\B01-359.XLD
 Batch Ended: 8/24/95 10:58
 Crosstalk Correction: Not Applied

Alpha activity action level (DPM): 20.00
 Beta activity action level (DPM): 200.00
 Certainty level for MDA and flags: 95.00%
 High Voltage Setting: 1440

Application Revision: 3
 Application Version: Standard

Alpha efficiency log file: th230ab
 Alpha Efficiency: 33.96%
 Alpha to Beta Crosstalk: 24.36%
 Alpha Background (CPM): 0.335714286
 Alpha Correction Factor: 1.000

Beta efficiency log file: tc99ab
 Beta Efficiency: 37.60%
 Beta into Alpha Crosstalk: 0.17%
 Beta Background (CPM): 1.678571429
 Beta Correction Factor: 1.000

Batch ID: BLAIRSVILLE 1-41-1

Carrier	Alpha Activity				Beta Activity				Count time (min)	Alpha CPM	Beta CPM	Completion Date - Time
	DPM	σ	flags	MDA	DPM	σ	flags	MDA				
91	0.484	1.48	<MDA	7.98	0.85	2.68	<MDA	11.67	2.00	0.164	0.32	8/24/95 9:54
92	-0.989	1.48	<MDA	7.98	3.51	3.27	<MDA	11.67	2.00	-0.336	1.32	8/24/95 9:56
93	-0.989	1.48	<MDA	7.98	-0.47	2.32	<MDA	11.67	2.00	-0.336	-0.18	8/24/95 9:59
94	-0.989	1.48	<MDA	7.98	-1.80	1.90	<MDA	11.67	2.00	-0.336	-0.68	8/24/95 10:01
95	-0.989	1.48	<MDA	7.98	-3.13	1.36	<MDA	11.67	2.00	-0.336	-1.18	8/24/95 10:03
96	-0.989	1.48	<MDA	7.98	3.51	3.27	<MDA	11.67	2.00	-0.336	1.32	8/24/95 10:05
97	-0.989	1.48	<MDA	7.98	-1.80	1.90	<MDA	11.67	2.00	-0.336	-0.68	8/24/95 10:07
98	0.484	1.48	<MDA	7.98	-3.13	1.36	<MDA	11.67	2.00	0.164	-1.18	8/24/95 10:10
99	0.484	1.48	<MDA	7.98	-3.13	1.36	<MDA	11.67	2.00	0.164	-1.18	8/24/95 10:12
100	-0.989	1.48	<MDA	7.98	-3.13	1.36	<MDA	11.67	2.00	-0.336	-1.18	8/24/95 10:14
1	-0.989	1.48	<MDA	7.98	0.85	2.68	<MDA	11.67	2.00	-0.336	0.32	8/24/95 10:16
2	0.484	1.48	<MDA	7.98	2.18	2.99	<MDA	11.67	2.00	0.164	0.82	8/24/95 10:18
3	0.484	1.48	<MDA	7.98	0.85	2.68	<MDA	11.67	2.00	0.164	0.32	8/24/95 10:21
4	-0.989	1.48	<MDA	7.98	0.85	2.68	<MDA	11.67	2.00	-0.336	0.32	8/24/95 10:23
5	-0.989	1.48	<MDA	7.98	-1.80	1.90	<MDA	11.67	2.00	-0.336	-0.68	8/24/95 10:25
6	-0.989	1.48	<MDA	7.98	-1.80	1.90	<MDA	11.67	2.00	-0.336	-0.68	8/24/95 10:27
7	0.484	1.48	<MDA	7.98	-1.80	1.90	<MDA	11.67	2.00	0.164	-0.68	8/24/95 10:30
8	-0.989	1.48	<MDA	7.98	-1.80	1.90	<MDA	11.67	2.00	-0.336	-0.68	8/24/95 10:32
9	0.484	1.48	<MDA	7.98	-1.80	1.90	<MDA	11.67	2.00	0.164	-0.68	8/24/95 10:34
10	0.484	1.48	<MDA	7.98	0.85	2.68	<MDA	11.67	2.00	0.164	0.32	8/24/95 10:36
11	-0.989	1.48	<MDA	7.98	0.85	2.68	<MDA	11.67	2.00	-0.336	0.32	8/24/95 10:38
12	0.484	1.48	<MDA	7.98	-1.80	1.90	<MDA	11.67	2.00	0.164	-0.68	8/24/95 10:41
13	-0.989	1.48	<MDA	7.98	4.84	3.53	<AL	11.67	2.00	-0.336	1.82	8/24/95 10:43
14	-0.989	1.48	<MDA	7.98	3.51	3.27	<MDA	11.67	2.00	-0.336	1.32	8/24/95 10:45

LB5100-W Low Background Counting System – Smear Analysis

Date: 8/24/95
 Counting Unit id: 1
 Data file name: C:\LBXLUNIT1\B01-359.XLD
 Batch Ended: 8/24/95 10:58
 Crosstalk Correction: Not Applied

Alpha activity action level (DPM): 20.00
 Beta activity action level (DPM): 200.00
 Certainty level for MDA and flags: 95.00%
 High Voltage Setting: 1440

Application Revision: 3
 Application Version: Standard

Batch ID: BLAIRSVILLE 1-41-1

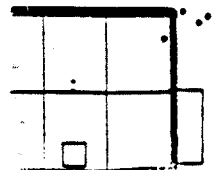
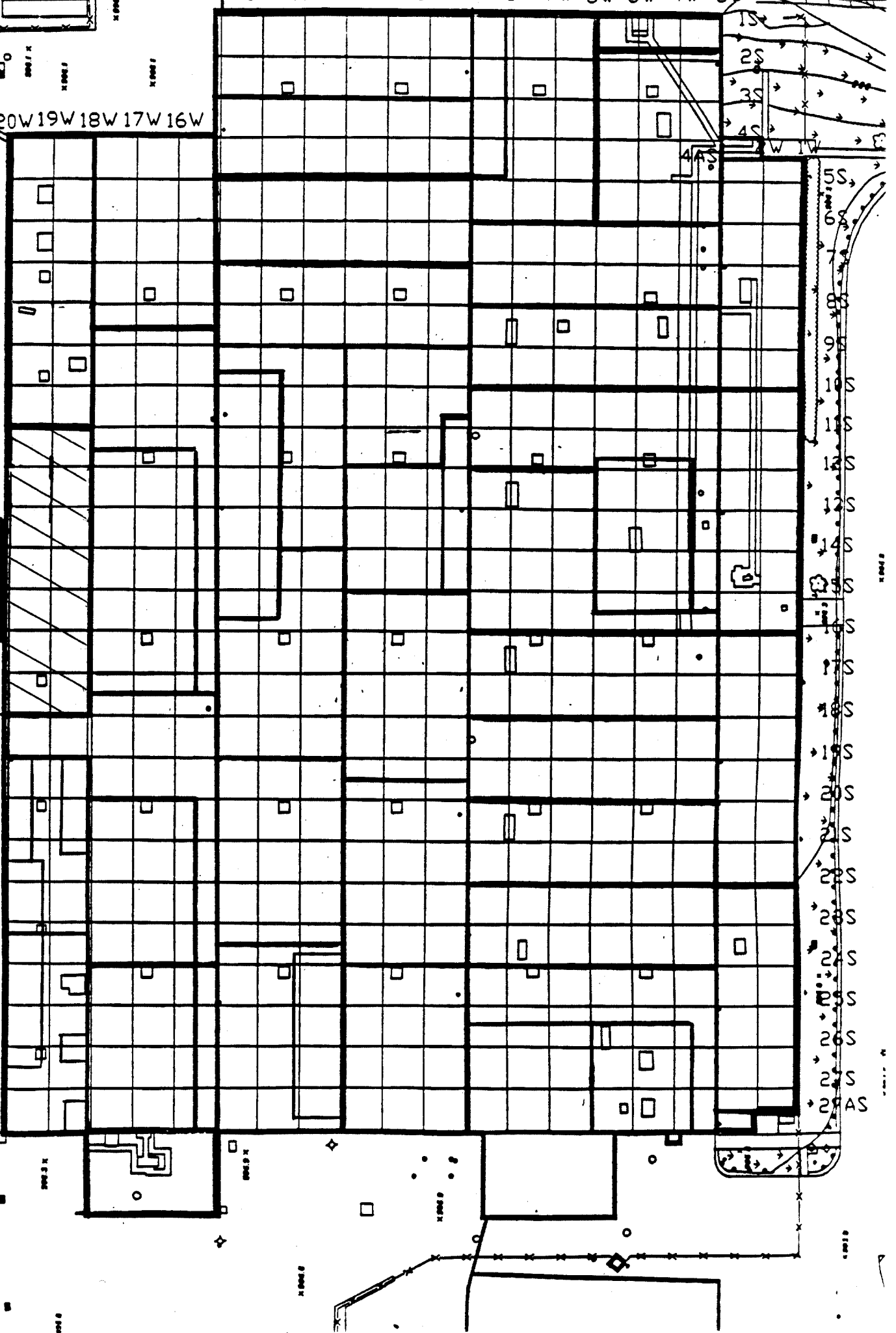
Carrier	Alpha Activity				Beta Activity			
	DPM	σ	flags	MDA	DPM	σ	flags	MDA
15	0.484	1.48	<MDA	7.98	3.51	3.27	<MDA	11.67
16	-0.989	1.48	<MDA	7.98	8.83	4.22	<AL	11.67
17	-0.989	1.48	<MDA	7.98	-1.80	1.90	<MDA	11.67
18	-0.989	1.48	<MDA	7.98	-1.80	1.90	<MDA	11.67
19	1.956	2.09	<MDA	7.98	3.51	3.27	<MDA	11.67
20	0.484	1.48	<MDA	7.98	-0.47	2.32	<MDA	11.67

Alpha efficiency log file: th230ab			
Alpha Efficiency: 33.96%			
Alpha to Beta Crosstalk: 24.36%			
Alpha Background (CPM): 0.335714286			
Alpha Correction Factor: 1.000			
Beta efficiency log file: tc99ab			
Beta Efficiency: 37.60%			
Beta into Alpha Crosstalk: 0.17%			
Beta Background (CPM): 1.678571429			
Beta Correction Factor: 1.000			
Count time (min)	Alpha CPM	Beta CPM	Completion Date - Time
2.00	0.164	1.32	8/24/95 10:47
2.00	-0.336	3.32	8/24/95 10:49
2.00	-0.336	-0.68	8/24/95 10:52
2.00	-0.336	-0.68	8/24/95 10:54
2.00	0.664	1.32	8/24/95 10:56
2.00	0.164	-0.18	8/24/95 10:58

15W 14W 13W 12W 11W 10W 9W 8W 7W 6W 5W 4W 3W

20W 19W 18W 17W 16W

UNIT: 1-41-1
SN: 01-359
DATE: 4-18-95
BY: CV/UT



Blairsville Point Survey Form #003

Survey Serial #:	01-360
------------------	--------

Survey Section:	1
-----------------	---

Survey Unit:	50
--------------	----

Survey Sub-unit:	1
------------------	---

Classification:	4
-----------------	---

Survey Type:	LOWER
--------------	-------

Survey Date:	4/25/95
--------------	---------

Count Date:	8/24/95
-------------	---------


Alpha Survey Instruments				
Inst. S/N	Inst. Code	Eff. %	Corr. Fac.	Bkg. CPM
1588	8	21.2	4.72	3

Beta Survey Instruments				
Inst. S/N	Inst. Code	Eff. %	Corr. Fac.	Bkg. CPM
1601	13	34.6	2.89	219

Gamma or Beta/Gamma Instruments			
Inst. S/N	Inst. Code	Bkg.	Detection Type
234	23	4	Gamma
1522	22	0.014	Beta / Gamma

Alpha Counting Instruments				
Inst. S/N	Inst. Code	Eff. %	Corr. Fac.	Bkg. CPM
13295	2	33.96	2.94	0.34

Beta Counting Instruments				
Inst. S/N	Inst. Code	Eff. %	Corr. Fac.	Bkg. CPM
13295	3	37.6	2.66	1.68

Surveyor:	V. TAYLOR/C. VERGARI
Signature:	

Surface Description	Coordinates		Gamma at 1m	Gamma Inst.	Beta/Gamma Contact	Beta/Gamma Code	Contact Gross 1 min. Count	Alpha Inst.	Contact Gross 1 min. Count	Beta Inst.	Scan Contact Gross CPM		Removable DPM/100 cm2	Alpha Count	Removable DPM/100 cm2	Beta Count	Comments
			uR/hr	Code	mR/hr	Code	Alpha	Code	Beta	Code	Max Beta	Avg Beta	Alpha	Beta	Code		
	X	Y															
FLOOR	6	-13	3	23	0.013	22	4	8	421	13	497	380	-0.99	2	-4.46	3	CONCRETE
FLOOR	7	-13	4	23	0.011	22	2	8	343	13	524	360	1.96	2	-0.47	3	CONCRETE
FLOOR	7	-14	4	23	0.012	22	3	8	339	13	462	340	-0.99	2	-1.80	3	CONCRETE
FLOOR	9	-14	4	23	0.014	22	3	8	376	13	486	360	0.48	2	2.18	3	CONCRETE
FLOOR	11	-14	3	23	0.013	22	5	8	415	13	543	380	-0.99	2	-0.47	3	CONCRETE
FLOOR	13	-14	4	23	0.011	22	6	8	340	13	466	330	-0.99	2	-3.13	3	CONCRETE
FLOOR	15	-14	4	23	0.011	22	4	8	376	13	561	350	0.48	2	-3.13	3	CONCRETE
FLOOR	14	-15	4	23	0.013	22	3	8	369	13	450	360	0.48	2	0.85	3	CONCRETE
FLOOR	12	-15	4	23	0.014	22	7	8	343	13	442	350	-0.99	2	-0.47	3	CONCRETE
FLOOR	10	-15	4	23	0.013	22	7	8	386	13	481	380	0.48	2	0.85	3	CONCRETE
FLOOR	8	-15	4	23	0.01	22	4	8	371	13	435	350	0.48	2	-1.80	3	CONCRETE
FLOOR	9	-16	3	23	0.013	22	4	8	366	13	490	340	-0.99	2	-3.13	3	CONCRETE
FLOOR	11	-16	4	23	0.012	22	0	8	350	13	461	360	-0.99	2	3.51	3	CONCRETE
FLOOR	13	-16	4	23	0.014	22	5	8	400	13	481	390	-0.99	2	-1.80	3	CONCRETE
FLOOR	15	-16	4	23	0.01	22	6	8	403	13	464	370	3.43	2	-1.80	3	CONCRETE
FLOOR	14	-17	4	23	0.014	22	5	8	375	13	458	340	-0.99	2	-0.47	3	CONCRETE
FLOOR	12	-17	4	23	0.017	22	2	8	388	13	491	360	-0.99	2	-1.80	3	CONCRETE
FLOOR	10	-17	4	23	0.007	22	5	8	363	13	467	340	-0.99	2	-0.47	3	CONCRETE
FLOOR	8	-17	3	23	0.013	22	6	8	388	13	456	360	1.96	2	-4.46	3	CONCRETE
FLOOR	8	-18	4	23	0.016	22	7	8	373	13	434	340	1.96	2	0.85	3	CONCRETE
FLOOR	8	-19	4	23	0.012	22	7	8	364	13	470	350	0.48	2	0.85	3	CONCRETE
FLOOR	8	-20	4	23	0.012	22	7	8	361	13	491	370	0.48	2	2.18	3	CONCRETE
FLOOR	8	-21	4	23	0.009	22	4	8	377	13	459	350	0.48	2	-1.80	3	CONCRETE

Blairsville Point Survey Form #003

Survey Serial #:	01-360
------------------	--------

Survey Section:	1
-----------------	---

Survey Unit:	50
--------------	----

Survey Sub-unit:	1
------------------	---

Classification:	4
-----------------	---

Survey Type:	LOWER
--------------	-------

Survey Date:	4/25/95
--------------	---------

Count Date:	8/24/95
-------------	---------

Alpha Survey Instruments				
Inst. S/N	Inst. Code	Eff. %	Corr. Fac.	Bkg. CPM
1588	8	21.2	4.72	3

Beta Survey Instruments				
Inst. S/N	Inst. Code	Eff. %	Corr. Fac.	Bkg. CPM
1601	13	34.6	2.89	219

Gamma or Beta/Gamma Instruments			
Inst. S/N	Inst. Code	Bkg.	Detection Type
234	23	4	Gamma
1522	22	0.014	Beta / Gamma

Alpha Counting Instruments				
Inst. S/N	Inst. Code	Eff. %	Corr. Fac.	Bkg. CPM
13295	2	33.96	2.94	0.34

Beta Counting Instruments				
Inst. S/N	Inst. Code	Eff. %	Corr. Fac.	Bkg. CPM
13295	3	37.6	2.66	1.68

Surveyor:	V.TAYLOR/C.VERGARI
Signature:	<i>Carmen Vergari V.Taylor</i>

Surface Description	Coordinates		Gamma at 1m	Gamma Inst.	Beta/Gamma Contact	Beta/Gamma Code	Contact Gross 1 min. Count	Alpha Inst.	Contact Gross 1 min. Count	Beta Inst.	Scan Contact Gross CPM		Removable DPM/100 cm2	Alpha Count	Removable DPM/100 cm2	Beta Count	Comments
	X	Y	uR/hr	Code	mR/hr	Code	Alpha	Code	Beta	Code	Max Beta	Avg Beta	Alpha	Code	Beta	Code	
FLOOR	7	-22	4	23	0.01	22	5	8	322	13	397	340	-0.99	2	3.51	3	CONCRETE
FLOOR	10	-20	4	23	0.009	22	12	8	363	13	478	330	-0.99	2	-3.13	3	CONCRETE
FLOOR	12	-20	4	23	0.018	22	2	8	352	13	474	360	0.48	2	-1.80	3	CONCRETE
FLOOR	14	-20	5	23	0.011	22	4	8	369	13	482	350	-0.99	2	2.18	3	CONCRETE
FLOOR	15	-21	4	23	0.012	22	6	8	373	13	448	360	-0.99	2	-1.80	3	CONCRETE
FLOOR	13	-21	5	23	0.022	22	1	8	349	13	507	330	-0.99	2	-1.80	3	CONCRETE
FLOOR	10	-21	4	23	0.009	22	8	8	367	13	458	340	-0.99	2	-0.47	3	CONCRETE
FLOOR	9	-21	4	23	0.008	22	2	8	384	13	402	310	-0.99	2	-1.80	3	CONCRETE
FLOOR	10	-22	4	23	0.02	22	6	8	338	13	460	360	-0.99	2	0.85	3	CONCRETE
FLOOR	12	-22	4	23	0.009	22	1	8	348	13	457	340	-0.99	2	-1.80	3	CONCRETE
FLOOR	14	-22	4	23	0.012	22	7	8	378	13	561	340	0.48	2	-0.47	3	CONCRETE
FLOOR	15	-22	4	23	0.014	22	2	8	363	13	520	350	-0.99	2	0.85	3	CONCRETE
FLOOR	9	-8	4	23	0.009	22	3	8	495	13	534	400	-0.99	2	-0.47	3	CORRUGATED METAL
FLOOR	13	-8	5	23	0.012	22	0	8	344	13	508	380	-0.99	2	2.18	3	CORRUGATED METAL
BLOWER BASE	11.7	-5.7	3	23	0.01	22	5	8	268	13	384	270	0.48	2	-0.47	3	METAL PLATE
TOP OF DUCT	7	-8	3	23	0.015	22	1	8	217	13	352	220	0.48	2	-3.13	3	DUCT METAL
TOP OF DUCT	7	-10	4	23	0.008	22	4	8	235	13	345	230	1.96	2	0.85	3	DUCT METAL
TOP OF DUCT	8	-12	3	23	0.008	22	3	8	235	13	323	240	-0.99	2	-0.47	3	DUCT METAL
TOP OF DUCT	6	-12	4	23	0.008	22	1	8	269	13	384	260	1.96	2	-0.47	3	DUCT METAL
FLOOR	4	-12	3	23	0.015	22	3	8	282	13	404	300	1.96	2	2.18	3	CORRUGATED METAL
FLOOR	4	-10	4	23	0.013	22	4	8	304	13	463	320	-0.99	2	0.85	3	CORRUGATED METAL
FLOOR	4	-8	3	23	0.009	22	6	8	392	13	437	360	0.48	2	-1.80	3	CORRUGATED METAL

LB5100-W Low Background Counting System – Smear Analysis

Date: 8/24/95
 Counting Unit id: 1
 Data file name: C:\LBXL\UNIT1\B01-360.XLD
 Batch Ended: 8/24/95 12:38
 Crosstalk Correction: Not Applied

Alpha activity action level (DPM): 20.00
 Beta activity action level (DPM): 200.00
 Certainty level for MDA and flags: 95.00%
 High Voltage Setting: 1440

Application Revision: 3
 Application Version: Standard

Alpha efficiency log file: th230ab
 Alpha Efficiency: 33.96%
 Alpha to Beta Crosstalk: 24.36%
 Alpha Background (CPM): 0.335714286
 Alpha Correction Factor: 1.000

Beta efficiency log file: tc99ab
 Beta Efficiency: 37.60%
 Beta into Alpha Crosstalk: 0.17%
 Beta Background (CPM): 1.678571429
 Beta Correction Factor: 1.000

Batch ID: BLAIRSVILLE 1-50-1

Carrier	Alpha Activity				Beta Activity				Count time (min)	Alpha CPM	Beta CPM	Completion Date - Time
	DPM	σ	flags	MDA	DPM	σ	flags	MDA				
1	-0.989	1.48	<MDA	7.98	-4.46	1.36	<MDA	11.67	2.00	-0.336	-1.68	8/24/95 11:00
2	1.956	2.09	<MDA	7.98	-0.47	2.32	<MDA	11.67	2.00	0.664	-0.18	8/24/95 11:03
3	-0.989	1.48	<MDA	7.98	-1.80	1.90	<MDA	11.67	2.00	-0.336	-0.68	8/24/95 11:05
4	0.484	1.48	<MDA	7.98	2.18	2.99	<MDA	11.67	2.00	0.164	0.82	8/24/95 11:07
5	-0.989	1.48	<MDA	7.98	-0.47	2.32	<MDA	11.67	2.00	-0.336	-0.18	8/24/95 11:09
6	-0.989	1.48	<MDA	7.98	-3.13	1.36	<MDA	11.67	2.00	-0.336	-1.18	8/24/95 11:12
7	0.484	1.48	<MDA	7.98	-3.13	1.36	<MDA	11.67	2.00	0.164	-1.18	8/24/95 11:14
8	0.484	1.48	<MDA	7.98	0.85	2.68	<MDA	11.67	2.00	0.164	0.32	8/24/95 11:16
9	-0.989	1.48	<MDA	7.98	-0.47	2.32	<MDA	11.67	2.00	-0.336	-0.18	8/24/95 11:18
10	0.484	1.48	<MDA	7.98	0.85	2.68	<MDA	11.67	2.00	0.164	0.32	8/24/95 11:20
11	0.484	1.48	<MDA	7.98	-1.80	1.90	<MDA	11.67	2.00	0.164	-0.68	8/24/95 11:23
12	-0.989	1.48	<MDA	7.98	-3.13	1.36	<MDA	11.67	2.00	-0.336	-1.18	8/24/95 11:25
13	-0.989	1.48	<MDA	7.98	3.51	3.27	<MDA	11.67	2.00	-0.336	1.32	8/24/95 11:27
14	-0.989	1.48	<MDA	7.98	-1.80	1.90	<MDA	11.67	2.00	-0.336	-0.68	8/24/95 11:29
15	3.429	2.56	<AL	7.98	-1.80	1.90	<MDA	11.67	2.00	1.164	-0.68	8/24/95 11:31
16	-0.989	1.48	<MDA	7.98	-0.47	2.32	<MDA	11.67	2.00	-0.336	-0.18	8/24/95 11:34
17	-0.989	1.48	<MDA	7.98	-1.80	1.90	<MDA	11.67	2.00	-0.336	-0.68	8/24/95 11:36
18	-0.989	1.48	<MDA	7.98	-0.47	2.32	<MDA	11.67	2.00	-0.336	-0.18	8/24/95 11:38
19	1.956	2.09	<MDA	7.98	-4.46	1.36	<MDA	11.67	2.00	0.664	-1.68	8/24/95 11:40
20	1.956	2.09	<MDA	7.98	0.85	2.68	<MDA	11.67	2.00	0.664	0.32	8/24/95 11:43
21	0.484	1.48	<MDA	7.98	0.85	2.68	<MDA	11.67	2.00	0.164	0.32	8/24/95 11:45
22	0.484	1.48	<MDA	7.98	2.18	2.99	<MDA	11.67	2.00	0.164	0.82	8/24/95 11:47
23	0.484	1.48	<MDA	7.98	-1.80	1.90	<MDA	11.67	2.00	0.164	-0.68	8/24/95 11:49
24	-0.989	1.48	<MDA	7.98	3.51	3.27	<MDA	11.67	2.00	-0.336	1.32	8/24/95 11:51

LB5100-W Low Background Counting System -- Smear Analysis

Date: 8/24/95
 Counting Unit id: 1
 Data file name: C:\LBXL\UNIT1\B01-360.XLD
 Batch Ended: 8/24/95 12:38
 Crosstalk Correction: Not Applied

Alpha activity action level (DPM): 20.00
 Beta activity action level (DPM): 200.00
 Certainty level for MDA and flags: 95.00%
 High Voltage Setting: 1440

Application Revision: 3
 Application Version: Standard

Batch ID: BLAIRSVILLE 1-50-1

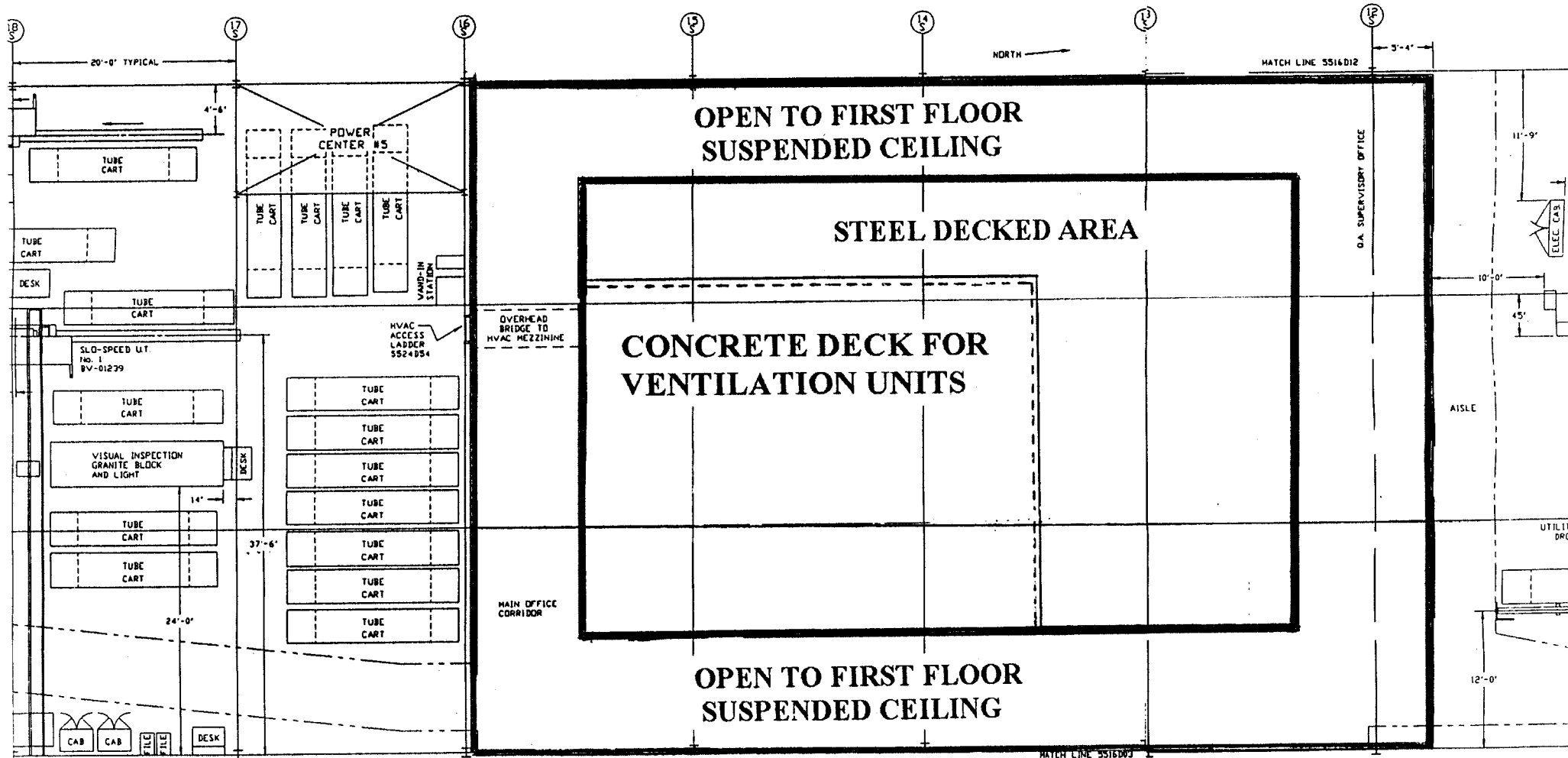
Alpha efficiency log file: th230ab
 Alpha Efficiency: 33.96%
 Alpha to Beta Crosstalk: 24.36%
 Alpha Background (CPM): 0.335714286
 Alpha Correction Factor: 1.000

Beta efficiency log file: tc99ab
 Beta Efficiency: 37.60%
 Beta into Alpha Crosstalk: 0.17%
 Beta Background (CPM): 1.678571429
 Beta Correction Factor: 1.000

Carrier	Alpha Activity				Beta Activity				Count time (min)	Alpha CPM	Beta CPM	Completion Date - Time
	DPM	σ	flags	MDA	DPM	σ	flags	MDA				
25	-0.989	1.48	<MDA	7.98	-3.13	1.36	<MDA	11.67	2.00	-0.336	-1.18	8/24/95 11:53
26	0.484	1.48	<MDA	7.98	-1.80	1.90	<MDA	11.67	2.00	0.164	-0.68	8/24/95 11:56
27	-0.989	1.48	<MDA	7.98	2.18	2.99	<MDA	11.67	2.00	-0.336	0.82	8/24/95 11:58
28	-0.989	1.48	<MDA	7.98	-1.80	1.90	<MDA	11.67	2.00	-0.336	-0.68	8/24/95 12:00
29	-0.989	1.48	<MDA	7.98	-1.80	1.90	<MDA	11.67	2.00	-0.336	-0.68	8/24/95 12:02
30	-0.989	1.48	<MDA	7.98	-0.47	2.32	<MDA	11.67	2.00	-0.336	-0.18	8/24/95 12:05
31	-0.989	1.48	<MDA	7.98	-1.80	1.90	<MDA	11.67	2.00	-0.336	-0.68	8/24/95 12:07
32	-0.989	1.48	<MDA	7.98	0.85	2.68	<MDA	11.67	2.00	-0.336	0.32	8/24/95 12:09
33	-0.989	1.48	<MDA	7.98	-1.80	1.90	<MDA	11.67	2.00	-0.336	-0.68	8/24/95 12:11
34	0.484	1.48	<MDA	7.98	-0.47	2.32	<MDA	11.67	2.00	0.164	-0.18	8/24/95 12:13
35	-0.989	1.48	<MDA	7.98	0.85	2.68	<MDA	11.67	2.00	-0.336	0.32	8/24/95 12:16
36	-0.989	1.48	<MDA	7.98	-0.47	2.32	<MDA	11.67	2.00	-0.336	-0.18	8/24/95 12:18
37	-0.989	1.48	<MDA	7.98	2.18	2.99	<MDA	11.67	2.00	-0.336	0.82	8/24/95 12:20
38	0.484	1.48	<MDA	7.98	-0.47	2.32	<MDA	11.67	2.00	0.164	-0.18	8/24/95 12:22
39	0.484	1.48	<MDA	7.98	-3.13	1.36	<MDA	11.67	2.00	0.164	-1.18	8/24/95 12:24
40	1.956	2.09	<MDA	7.98	0.85	2.68	<MDA	11.67	2.00	0.664	0.32	8/24/95 12:27
41	-0.989	1.48	<MDA	7.98	-0.47	2.32	<MDA	11.67	2.00	-0.336	-0.18	8/24/95 12:29
42	1.956	2.09	<MDA	7.98	-0.47	2.32	<MDA	11.67	2.00	0.664	-0.18	8/24/95 12:31
43	1.956	2.09	<MDA	7.98	2.18	2.99	<MDA	11.67	2.00	0.664	0.82	8/24/95 12:33
44	-0.989	1.48	<MDA	7.98	0.85	2.68	<MDA	11.67	2.00	-0.336	0.32	8/24/95 12:36
45	0.484	1.48	<MDA	7.98	-1.80	1.90	<MDA	11.67	2.00	0.164	-0.68	8/24/95 12:38

UNIT: 1-50-1
SN: 01360
DATE: 4-25-95
BY: CV/VT

UNIT 1-50-1 2nd FLOOR OF PRODUCTION BAY OFFICE AREAS



Blairsville Point Survey Form #003

Survey Serial #:	01-361
Survey Section:	1
Survey Unit:	50
Survey Sub-unit:	1

Alpha Survey Instruments				
Inst. S/N	Inst. Code	Eff. %	Corr. Fac.	Bkg. CPM
1588	8	21.2	4.72	2


Beta Survey Instruments				
Inst. S/N	Inst. Code	Eff. %	Corr. Fac.	Bkg. CPM
1601	13	34.6	2.89	216

Gamma or Beta/Gamma Instruments			
Inst. S/N	Inst. Code	Bkg.	Detection Type

Classification:	4
Survey Type:	UPPER

Alpha Counting Instruments				
Inst. S/N	Inst. Code	Eff. %	Corr. Fac.	Bkg. CPM
13295	2	33.96	2.94	0.34

Beta Counting Instruments				
Inst. S/N	Inst. Code	Eff. %	Corr. Fac.	Bkg. CPM
13295	3	37.6	2.66	1.68

Surveyor:	V. TAYLOR/C. VERGARI
Signature:	

Surface Description	Coordinates		Gamma at 1m uR/hr	Gamma Inst. Code	Beta/Gamma Contact mR/hr	Beta/Gamma Code	Contact Gross 1 min. Count Alpha	Alpha Inst. Code	Contact Gross 1 min. Count Beta	Beta Inst. Code	Scan Contact Gross CPM		Removable DPM/100 cm2 Alpha	Alpha Count Code	Removable DPM/100 cm2 Beta	Beta Count Code	Comments
	X	Y									Max Beta	Avg Beta					
CEILING	8	-19	N/A	N/A	N/A	N/A	3	8	276	13	354	260	-0.99	2	0.85	3	PAINTED STEEL
CEILING	10	-19	N/A	N/A	N/A	N/A	1	8	259	13	396	240	-0.99	2	0.85	3	PAINTED STEEL
CEILING	10	-17	N/A	N/A	N/A	N/A	1	8	275	13	350	250	1.96	2	-0.47	3	PAINTED STEEL
CEILING	8	-15	N/A	N/A	N/A	N/A	2	8	223	13	359	250	0.48	2	4.84	3	PAINTED STEEL
CEILING	6	-15	N/A	N/A	N/A	N/A	0	8	261	13	367	240	0.48	2	-1.80	3	PAINTED STEEL
CEILING	4	-15	N/A	N/A	N/A	N/A	0	8	238	13	319	230	0.48	2	6.17	3	PAINTED STEEL
CEILING	4	-13	N/A	N/A	N/A	N/A	1	8	232	13	327	230	-0.99	2	-0.47	3	PAINTED STEEL
CEILING	8	-13	N/A	N/A	N/A	N/A	1	8	242	13	336	220	-0.99	2	-4.46	3	PAINTED STEEL
CEILING	8	-11	N/A	N/A	N/A	N/A	1	8	249	13	398	230	-0.99	2	-1.80	3	PAINTED STEEL
CEILING	9.5	-12	N/A	N/A	N/A	N/A	2	8	271	13	401	260	-0.99	2	-1.80	3	PAINTED STEEL
CEILING	16	-2	N/A	N/A	N/A	N/A	3	8	267	13	358	240	-0.99	2	0.85	3	PAINTED STEEL
CEILING	16	-4	N/A	N/A	N/A	N/A	3	8	263	13	394	220	-0.99	2	2.18	3	PAINTED STEEL
CEILING	16	-6	N/A	N/A	N/A	N/A	4	8	244	13	354	250	-0.99	2	0.85	3	PAINTED STEEL
CEILING	16	-8	N/A	N/A	N/A	N/A	5	8	249	13	354	230	-0.99	2	0.85	3	PAINTED STEEL
CEILING	16	-10	N/A	N/A	N/A	N/A	3	8	281	13	362	240	-0.99	2	0.85	3	PAINTED STEEL

LB5100-W Low Background Counting System -- Smear Analysis

Date: 8/24/95
 Counting Unit id: 1
 Data file name: C:\LBXL\UNIT1\B01-361.XLD
 Batch Ended: 8/24/95 13:11
 Crosstalk Correction: Not Applied

Alpha activity action level (DPM): 20.00
 Beta activity action level (DPM): 200.00
 Certainty level for MDA and flags: 95.00%
 High Voltage Setting: 1440

Application Revision: 3
 Application Version: Standard

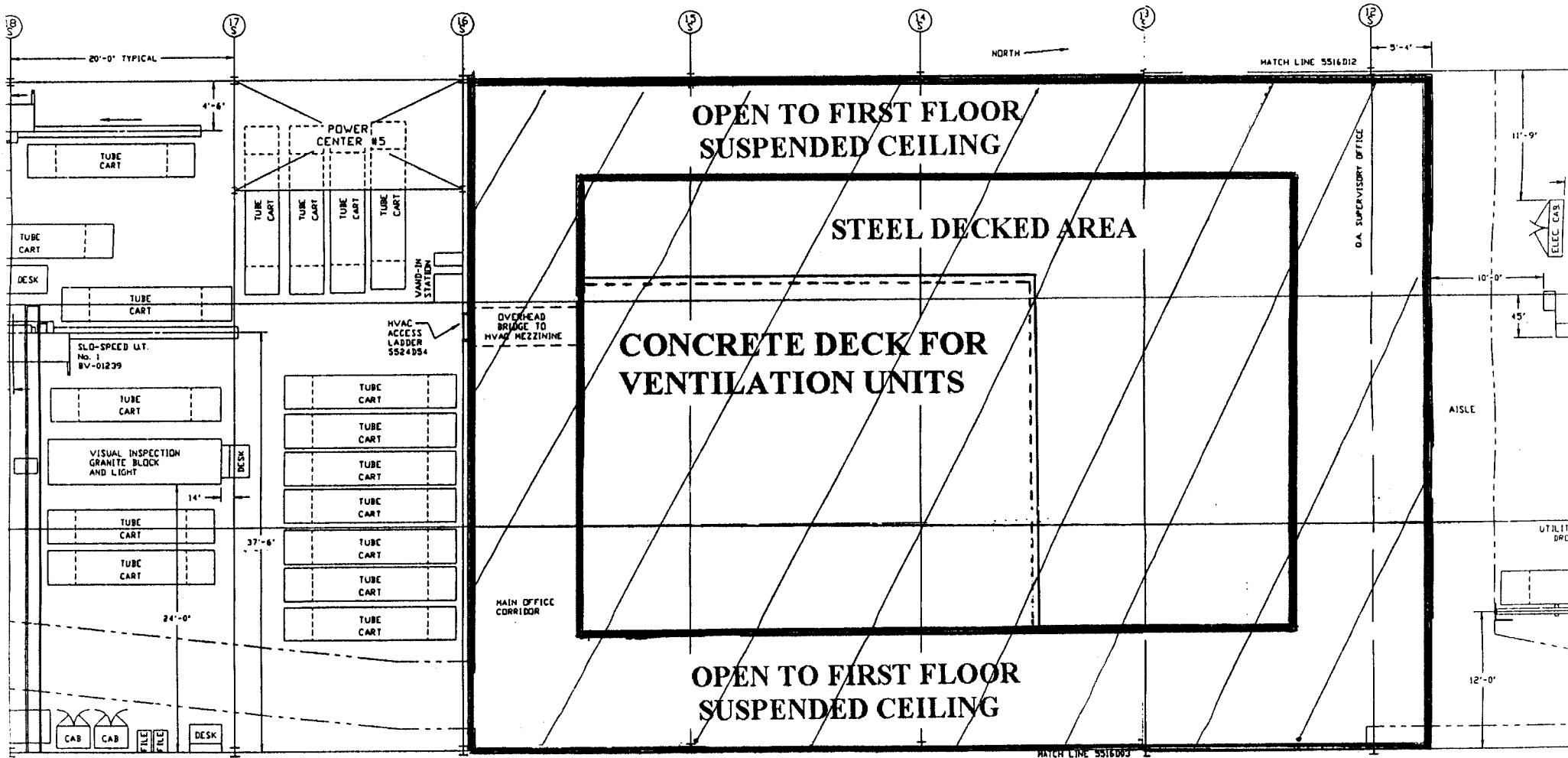
Batch ID: BLAIRSVILLE 1-50-1

Alpha efficiency log file: th230ab Alpha Efficiency: 33.96% Alpha to Beta Crosstalk: 24.36% Alpha Background (CPM): 0.335714286 Alpha Correction Factor: 1.000			
Beta efficiency log file: tc99ab Beta Efficiency: 37.60% Beta into Alpha Crosstalk: 0.17% Beta Background (CPM): 1.678571429 Beta Correction Factor: 1.000			
Count time (min)	Alpha CPM	Beta CPM	Completion Date - Time
2.00	-0.336	0.32	8/24/95 12:40
2.00	-0.336	0.32	8/24/95 12:42
2.00	0.664	-0.18	8/24/95 12:44
2.00	0.164	1.82	8/24/95 12:47
2.00	0.164	-0.68	8/24/95 12:49
2.00	0.164	2.32	8/24/95 12:51
2.00	-0.336	-0.18	8/24/95 12:53
2.00	-0.336	-1.68	8/24/95 12:55
2.00	-0.336	-0.68	8/24/95 12:58
2.00	-0.336	-0.68	8/24/95 13:00
2.00	-0.336	0.32	8/24/95 13:02
2.00	-0.336	0.82	8/24/95 13:04
2.00	-0.336	0.32	8/24/95 13:06
2.00	-0.336	0.32	8/24/95 13:09
2.00	-0.336	0.32	8/24/95 13:11

Carrier	Alpha Activity				Beta Activity			
	DPM	σ	flags	MDA	DPM	σ	flags	MDA
46	-0.989	1.48	<MDA	7.98	0.85	2.68	<MDA	11.67
47	-0.989	1.48	<MDA	7.98	0.85	2.68	<MDA	11.67
48	1.956	2.09	<MDA	7.98	-0.47	2.32	<MDA	11.67
49	0.484	1.48	<MDA	7.98	4.84	3.53	<AL	11.67
50	0.484	1.48	<MDA	7.98	-1.80	1.90	<MDA	11.67
51	0.484	1.48	<MDA	7.98	6.17	3.77	<AL	11.67
52	-0.989	1.48	<MDA	7.98	-0.47	2.32	<MDA	11.67
53	-0.989	1.48	<MDA	7.98	-4.46	1.36	<MDA	11.67
54	-0.989	1.48	<MDA	7.98	-1.80	1.90	<MDA	11.67
55	-0.989	1.48	<MDA	7.98	-1.80	1.90	<MDA	11.67
56	-0.989	1.48	<MDA	7.98	0.85	2.68	<MDA	11.67
57	-0.989	1.48	<MDA	7.98	2.18	2.99	<MDA	11.67
58	-0.989	1.48	<MDA	7.98	0.85	2.68	<MDA	11.67
59	-0.989	1.48	<MDA	7.98	0.85	2.68	<MDA	11.67
60	-0.989	1.48	<MDA	7.98	0.85	2.68	<MDA	11.67

UNIT: 1-50-1
SN 01361
DATE: 4-26-95

UNIT 1-50-1 2nd FLOOR OF PRODUCTION BAY OFFICE AREAS



Blairsville Point Survey Form #003

Survey Serial #:	01-362
------------------	--------

Survey Section:	1
-----------------	---

Survey Unit:	20
--------------	----

Survey Sub-unit:	4
------------------	---

Classification:	5
-----------------	---

Survey Type:	UPPER
--------------	-------

Survey Date:	4/26/95
--------------	---------

Count Date:	8/24/95
-------------	---------


Alpha Survey Instruments				
Inst. S/N	Inst. Code	Eff. %	Corr. Fac.	Bkg. CPM
1568	8	21.2	4.72	2

Beta Survey Instruments				
Inst. S/N	Inst. Code	Eff. %	Corr. Fac.	Bkg. CPM
1601	13	34.6	2.89	240

Gamma or Beta/Gamma Instruments			
Inst. S/N	Inst. Code	Bkg.	Detection Type

Alpha Counting Instruments				
Inst. S/N	Inst. Code	Eff. %	Corr. Fac.	Bkg. CPM
13295	2	33.96	2.94	0.34

Beta Counting Instruments				
Inst. S/N	Inst. Code	Eff. %	Corr. Fac.	Bkg. CPM
13295	3	37.6	2.66	1.68

Surveyor:	V.TAYLOR/C.VERGARI
Signature:	

Surface Description	Coordinates		Gamma	Gamma	Beta/Gamma	Beta/	Contact Gross	Alpha	Contact Gross	Beta	Scan Contact		Removable	Alpha	Removable	Beta	Comments
			at 1m	Inst.	Contact	Gamma	1 min. Count	Inst.	1 min. Count	Inst.	Gross CPM		DPM/100 cm2	Count	DPM/100 cm2	Count	
	uR/hr	Code	mR/hr	Code	Alpha	Code	Beta	Code	Max Beta	Avg Beta	Alpha	Code	Beta	Code			
SOUTH WALL	1	2.5	N/A	N/A	N/A	N/A	3	8	323	13	395	300	-0.99	2	2.18	3	PAINTED BLOCK
SOUTH WALL	2	2.5	N/A	N/A	N/A	N/A	4	8	287	13	335	260	-0.99	2	7.50	3	PAINTED BLOCK
SOUTH WALL	3	2.5	N/A	N/A	N/A	N/A	4	8	278	13	456	270	0.48	2	3.51	3	PAINTED BLOCK
SOUTH WALL	4	2.5	N/A	N/A	N/A	N/A	2	8	300	13	455	290	0.48	2	2.18	3	PAINTED BLOCK
SOUTH WALL	5	2.5	N/A	N/A	N/A	N/A	8	8	313	13	383	280	-0.99	2	2.18	3	PAINTED BLOCK
SOUTH WALL	6	2.5	N/A	N/A	N/A	N/A	3	8	304	13	323	280	0.48	2	-0.47	3	PAINTED BLOCK
SOUTH WALL	7	2.5	N/A	N/A	N/A	N/A	2	8	295	13	355	270	-0.99	2	-0.47	3	PAINTED BLOCK
SOUTH WALL	8	2.5	N/A	N/A	N/A	N/A	2	8	328	13	366	300	-0.99	2	-1.80	3	PAINTED BLOCK
SOUTH WALL	9	2.5	N/A	N/A	N/A	N/A	3	8	297	13	407	260	-0.99	2	-3.13	3	PAINTED BLOCK
SOUTH WALL	10	2.5	N/A	N/A	N/A	N/A	3	8	323	13	398	290	0.48	2	10.16	3	PAINTED BLOCK
SOUTH WALL	11	2.5	N/A	N/A	N/A	N/A	3	8	307	13	386	270	0.48	2	-1.80	3	PAINTED BLOCK
WEST WALL	0.5	2.5	N/A	N/A	N/A	N/A	1	8	257	13	5750	250	-0.99	2	-1.80	3	PAINTED BLOCK
WEST WALL	6	2.5	N/A	N/A	N/A	N/A	3	8	245	13	373	220	0.48	2	-3.13	3	PAINTED BLOCK
WEST WALL	7	2.5	N/A	N/A	N/A	N/A	2	8	305	13	360	290	0.48	2	-1.80	3	PAINTED BLOCK
WEST WALL	8	2.5	N/A	N/A	N/A	N/A	1	8	349	13	434	330	-0.99	2	3.51	3	PAINTED BLOCK
WEST WALL	9	2.5	N/A	N/A	N/A	N/A	3	8	325	13	404	280	1.96	2	2.18	3	PAINTED BLOCK
WEST WALL	10	2.5	N/A	N/A	N/A	N/A	2	8	290	13	453	310	0.48	2	-0.47	3	PAINTED BLOCK
WEST WALL	11	2.5	N/A	N/A	N/A	N/A	6	8	268	13	357	270	-0.99	2	-1.80	3	PAINTED BLOCK
WEST WALL	12	2.5	N/A	N/A	N/A	N/A	4	8	287	13	375	260	-0.99	2	2.18	3	PAINTED BLOCK
WEST WALL	13	2.5	N/A	N/A	N/A	N/A	3	8	296	13	299	240	-0.99	2	0.85	3	PAINTED BLOCK
WEST WALL	14	2.5	N/A	N/A	N/A	N/A	1	8	247	13	362	240	-0.99	2	0.85	3	PAINTED BLOCK
WEST WALL	15	2.5	N/A	N/A	N/A	N/A	2	8	289	13	332	260	-0.99	2	6.17	3	PAINTED BLOCK
EAST WALL	1	2.5	N/A	N/A	N/A	N/A	2	8	326	13	355	280	-0.99	2	-0.47	3	PAINTED BLOCK

Blairsville Point Survey Form #003

Survey Serial #:	01-362
------------------	--------

Survey Section:	1
Survey Unit:	20
Survey Sub-unit:	4

Classification:	5
Survey Type:	UPPER

Survey Date:	4/26/95
Count Date:	8/24/95


Alpha Survey Instruments				
Inst. S/N	Inst. Code	Eff. %	Corr. Fac.	Bkg. CPM
1588	8	21.2	4.72	2

Beta Survey Instruments				
Inst. S/N	Inst. Code	Eff. %	Corr. Fac.	Bkg. CPM
1601	13	34.6	2.89	240

Gamma or Beta/Gamma Instruments			
Inst. S/N	Inst. Code	Bkg.	Detection Type

Alpha Counting Instruments				
Inst. S/N	Inst. Code	Eff. %	Corr. Fac.	Bkg. CPM
13295	2	33.96	2.94	0.34

Beta Counting Instruments				
Inst. S/N	Inst. Code	Eff. %	Corr. Fac.	Bkg. CPM
13295	3	37.6	2.66	1.68

Surveyor:	V.TAYLOR/C.VERGARI
Signature:	

Surface Description	Coordinates		Gamma at 1m	Gamma Inst.	Beta/Gamma Contact	Beta/Gamma	Contact Gross 1 min. Count	Alpha Inst.	Contact Gross 1 min. Count	Beta Inst.	Scan Contact Gross CPM		Removable DPM/100 cm2	Alpha Count	Removable DPM/100 cm2	Beta Count	Comments
	X	Y	uR/hr	Code	mR/hr	Code	Alpha	Code	Beta	Code	Gross CPM		Alpha	Code	Beta	Code	
											Max Beta	Avg Beta					
EAST WALL	2	2.5	N/A	N/A	N/A	N/A	4	8	256	13	391	250	-0.99	2	0.85	3	PAINTED BLOCK
EAST WALL	3	2.5	N/A	N/A	N/A	N/A	3	8	305	13	314	260	-0.99	2	-1.80	3	PAINTED BLOCK
EAST WALL	4	2.5	N/A	N/A	N/A	N/A	3	8	292	13	376	270	-0.99	2	-0.47	3	PAINTED BLOCK
EAST WALL	5	2.5	N/A	N/A	N/A	N/A	5	8	304	13	333	260	0.48	2	-0.47	3	PAINTED BLOCK
NORTH WALL	1	2.5	N/A	N/A	N/A	N/A	4	8	295	13	399	270	-0.99	2	2.18	3	PAINTED BLOCK
NORTH WALL	2	2.5	N/A	N/A	N/A	N/A	2	8	270	13	378	240	-0.99	2	-0.47	3	PAINTED BLOCK
NORTH WALL	3	2.5	N/A	N/A	N/A	N/A	2	8	259	13	343	260	1.96	2	7.50	3	PAINTED BLOCK
NORTH WALL	4	2.5	N/A	N/A	N/A	N/A	2	8	274	13	339	260	-0.99	2	0.85	3	PAINTED BLOCK
NORTH WALL	5	2.5	N/A	N/A	N/A	N/A	2	8	282	13	344	260	0.48	2	-3.13	3	PAINTED BLOCK
NORTH WALL	6	2.5	N/A	N/A	N/A	N/A	3	8	300	13	384	270	-0.99	2	-4.46	3	PAINTED BLOCK

LB5100-W Low Background Counting System -- Smear Analysis

Date: 8/28/95
 Counting Unit id: 1
 Data file name: C:\LBXL\UNIT1\B01-362.XLD
 Batch Ended: 8/24/95 15:17
 Crosstalk Correction: Not Applied

Alpha activity action level (DPM): 20.00
 Beta activity action level (DPM): 200.00
 Certainty level for MDA and flags: 95.00%
 High Voltage Setting: 1440

Application Revision: 3
 Application Version: Standard

Batch ID: BLAIRSVILLE 1-20-4

Alpha efficiency log file: th230ab Alpha Efficiency: 33.96% Alpha to Beta Crosstalk: 24.36% Alpha Background (CPM): 0.335714286 Alpha Correction Factor: 1.000
Beta efficiency log file: tc99ab Beta Efficiency: 37.60% Beta into Alpha Crosstalk: 0.17% Beta Background (CPM): 1.678571429 Beta Correction Factor: 1.000

Carrier	Alpha Activity				Beta Activity				Count time (min)	Alpha CPM	Beta CPM	Completion Date - Time
	DPM	σ	flags	MDA	DPM	σ	flags	MDA				
61	-0.989	1.48	<MDA	7.98	2.18	2.99	<MDA	11.67	2.00	-0.336	0.82	8/24/95 14:06
62	-0.989	1.48	<MDA	7.98	7.50	4.00	<AL	11.67	2.00	-0.336	2.82	8/24/95 14:09
63	0.484	1.48	<MDA	7.98	3.51	3.27	<MDA	11.67	2.00	0.164	1.32	8/24/95 14:11
64	0.484	1.48	<MDA	7.98	2.18	2.99	<MDA	11.67	2.00	0.164	0.82	8/24/95 14:13
65	-0.989	1.48	<MDA	7.98	2.18	2.99	<MDA	11.67	2.00	-0.336	0.82	8/24/95 14:15
66	0.484	1.48	<MDA	7.98	-0.47	2.32	<MDA	11.67	2.00	0.164	-0.18	8/24/95 14:17
67	-0.989	1.48	<MDA	7.98	-0.47	2.32	<MDA	11.67	2.00	-0.336	-0.18	8/24/95 14:20
68	-0.989	1.48	<MDA	7.98	-1.80	1.90	<MDA	11.67	2.00	-0.336	-0.68	8/24/95 14:22
69	-0.989	1.48	<MDA	7.98	-3.13	1.36	<MDA	11.67	2.00	-0.336	-1.18	8/24/95 14:24
70	0.484	1.48	<MDA	7.98	10.16	4.42	<AL	11.67	2.00	0.164	3.82	8/24/95 14:26
71	0.484	1.48	<MDA	7.98	-1.80	1.90	<MDA	11.67	2.00	0.164	-0.68	8/24/95 14:29
73	-0.989	1.48	<MDA	7.98	-1.80	1.90	<MDA	11.67	2.00	-0.336	-0.68	8/24/95 14:31
72	0.484	1.48	<MDA	7.98	-3.13	1.36	<MDA	11.67	2.00	0.164	-1.18	8/24/95 14:33
74	0.484	1.48	<MDA	7.98	-1.80	1.90	<MDA	11.67	2.00	0.164	-0.68	8/24/95 14:35
75	-0.989	1.48	<MDA	7.98	3.51	3.27	<MDA	11.67	2.00	-0.336	1.32	8/24/95 14:37
76	1.956	2.09	<MDA	7.98	2.18	2.99	<MDA	11.67	2.00	0.664	0.82	8/24/95 14:40
77	0.484	1.48	<MDA	7.98	-0.47	2.32	<MDA	11.67	2.00	0.164	-0.18	8/24/95 14:42
78	-0.989	1.48	<MDA	7.98	-1.80	1.90	<MDA	11.67	2.00	-0.336	-0.68	8/24/95 14:44
79	-0.989	1.48	<MDA	7.98	2.18	2.99	<MDA	11.67	2.00	-0.336	0.82	8/24/95 14:46
80	-0.989	1.48	<MDA	7.98	0.85	2.68	<MDA	11.67	2.00	-0.336	0.32	8/24/95 14:49
81	-0.989	1.48	<MDA	7.98	0.85	2.68	<MDA	11.67	2.00	-0.336	0.32	8/24/95 14:51
82	-0.989	1.48	<MDA	7.98	6.17	3.77	<AL	11.67	2.00	-0.336	2.32	8/24/95 14:53
83	-0.989	1.48	<MDA	7.98	-0.47	2.32	<MDA	11.67	2.00	-0.336	-0.18	8/24/95 14:55
84	-0.989	1.48	<MDA	7.98	0.85	2.68	<MDA	11.67	2.00	-0.336	0.32	8/24/95 14:57

LB5100-W Low Background Counting System -- Smear Analysis

Date: 8/28/95
 Counting Unit id: 1
 Data file name: C:\LBXL\UNIT1\B01-362.XLD
 Batch Ended: 8/24/95 15:17
 Crosstalk Correction: Not Applied

Alpha activity action level (DPM): 20.00
 Beta activity action level (DPM): 200.00
 Certainty level for MDA and flags: 95.00%
 High Voltage Setting: 1440

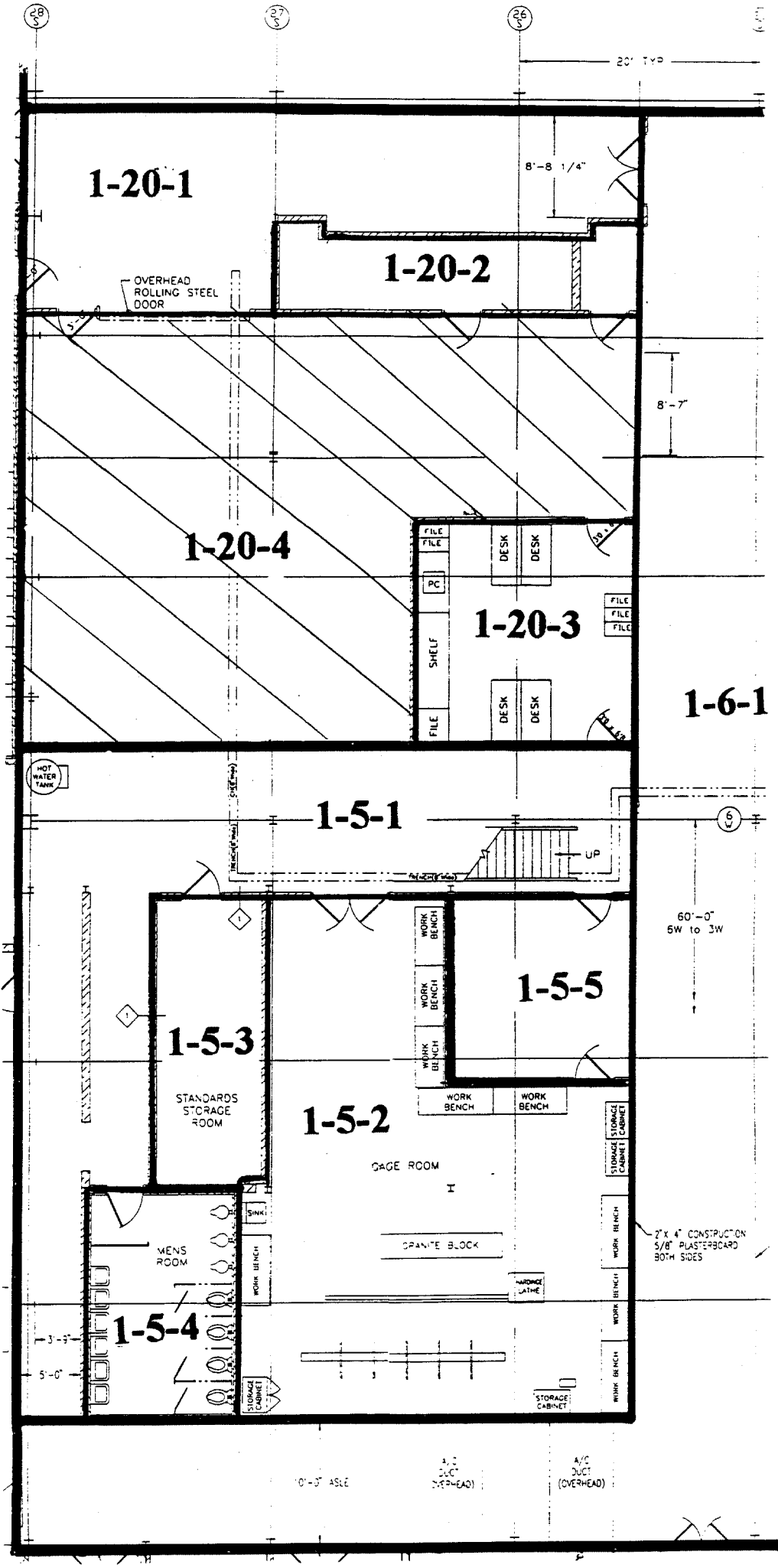
Application Revision: 3
 Application Version: Standard

Alpha efficiency log file: th230ab
 Alpha Efficiency: 33.96%
 Alpha to Beta Crosstalk: 24.36%
 Alpha Background (CPM): 0.335714286
 Alpha Correction Factor: 1.000

Beta efficiency log file: tc99ab
 Beta Efficiency: 37.60%
 Beta into Alpha Crosstalk: 0.17%
 Beta Background (CPM): 1.678571429
 Beta Correction Factor: 1.000

Batch ID: BLAIRSVILLE 1-20-4

Carrier	Alpha Activity				Beta Activity				Count time (min)	Alpha CPM	Beta CPM	Completion Date - Time
	DPM	σ	flags	MDA	DPM	σ	flags	MDA				
85	-0.989	1.48	<MDA	7.98	-1.80	1.90	<MDA	11.67	2.00	-0.336	-0.68	8/24/95 15:00
86	-0.989	1.48	<MDA	7.98	-0.47	2.32	<MDA	11.67	2.00	-0.336	-0.18	8/24/95 15:02
87	0.484	1.48	<MDA	7.98	-0.47	2.32	<MDA	11.67	2.00	0.164	-0.18	8/24/95 15:04
88	-0.989	1.48	<MDA	7.98	2.18	2.99	<MDA	11.67	2.00	-0.336	0.82	8/24/95 15:06
89	-0.989	1.48	<MDA	7.98	-0.47	2.32	<MDA	11.67	2.00	-0.336	-0.18	8/24/95 15:08
90	1.956	2.09	<MDA	7.98	7.50	4.00	<AL	11.67	2.00	0.664	2.82	8/24/95 15:11
91	-0.989	1.48	<MDA	7.98	0.85	2.68	<MDA	11.67	2.00	-0.336	0.32	8/24/95 15:13
92	0.484	1.48	<MDA	7.98	-3.13	1.36	<MDA	11.67	2.00	0.164	-1.18	8/24/95 15:15
93	-0.989	1.48	<MDA	7.98	-4.46	1.36	<MDA	11.67	2.00	-0.336	-1.68	8/24/95 15:17



UNIT: 1-20-4
 S/N: 01-362
 DATE: 4.26.95
 BY: CV/vt

10'-0" ASLE
 4" DUCT (OVERHEAD)
 4" DUCT (OVERHEAD)

Blairsville Point Survey Form #003

Survey Serial #:	01-363
Survey Section:	1
Survey Unit:	20
Survey Sub-unit:	4

Alpha Survey Instruments				
Inst. S/N	Inst. Code	Eff. %	Corr. Fac.	Bkg. CPM
1588	8	20.3	4.93	1


Beta Survey Instruments				
Inst. S/N	Inst. Code	Eff. %	Corr. Fac.	Bkg. CPM
1601	13	32.1	3.12	234
5245	17	23.3	4.29	60

Gamma or Beta/Gamma Instruments			
Inst. S/N	Inst. Code	Bkg.	Detection Type

Classification:	5
Survey Type:	UPPER

Alpha Counting Instruments				
Inst. S/N	Inst. Code	Eff. %	Corr. Fac.	Bkg. CPM
13295	2	33.37	3.00	0.25

Beta Counting Instruments				
Inst. S/N	Inst. Code	Eff. %	Corr. Fac.	Bkg. CPM
13295	3	37.06	2.70	1.88

Surveyor:	V. TAYLOR / C. VERGARI
Signature:	

Surface Description	Coordinates		Gamma at 1m uR/hr	Gamma Inst. Code	Beta/Gamma Contact mR/hr	Beta/Gamma Code	Contact Gross 1 min. Count Alpha	Alpha Inst. Code	Contact Gross 1 min. Count Beta	Beta Inst. Code	Scan Contact		Removable DPM/100 cm2 Alpha	Alpha Count Code	Removable DPM/100 cm2 Beta	Beta Count Code	Comments
											Gross CPM						
	X	Y	Max Beta	Avg Beta													
PAINTED METAL	1	-1	N/A	N/A	N/A	N/A	5	8	267	13	402	250	6.75	2	3.04	3	
PAINTED METAL	2	-1	N/A	N/A	N/A	N/A	1	8	292	13	431	270	-0.74	2	-1.01	3	
PAINTED METAL	2	-1	N/A	N/A	N/A	N/A	N/A	N/A	N/A	17	1300	70	-0.74	2	-2.36	3	I BEAM
PAINTED METAL	3	-1	N/A	N/A	N/A	N/A	2	8	272	13	786	310	0.76	2	-1.01	3	TOP OF LIGHT
PAINTED METAL	4	-1	N/A	N/A	N/A	N/A	1	8	356	13	1660	410	-0.74	2	-1.01	3	I-BEAM
PAINTED METAL	5	-1	N/A	N/A	N/A	N/A	3	8	255	13	1090	340	0.76	2	3.04	3	I-BEAM
PAINTED METAL	5	-1	N/A	N/A	N/A	N/A	N/A	N/A	N/A	17	600	100	-0.74	2	-2.36	3	I-BEAM
PAINTED METAL	1	-2	N/A	N/A	N/A	N/A	0	8	272	13	395	320	-0.74	2	-2.36	3	
PAINTED METAL	2	-2	N/A	N/A	N/A	N/A	1	8	262	13	1440	410	-0.74	2	-1.01	3	I-BEAM
PAINTED METAL	3	-2	N/A	N/A	N/A	N/A	5	8	270	13	1400	330	23.23	2	17.88	3	I-BEAM
PAINTED METAL	4	-2	N/A	N/A	N/A	N/A	3	8	280	13	3690	100	-0.74	2	-5.06	3	I-BEAM
PAINTED METAL	5	-2	N/A	N/A	N/A	N/A	4	8	285	13	485	330	3.76	2	4.39	3	
PAINTED METAL	1	-3	N/A	N/A	N/A	N/A	5	8	211	13	2430	540	-0.74	2	4.39	3	I-BEAM
PAINTED METAL	2	-3	N/A	N/A	N/A	N/A	4	8	245	13	1630	600	-0.74	2	0.34	3	I-BEAM
PAINTED METAL	3	-3	N/A	N/A	N/A	N/A	0	8	322	13	389	310	2.26	2	-1.01	3	I-BEAM
PAINTED METAL	4	-3	N/A	N/A	N/A	N/A	0	8	282	13	2980	530	-0.74	2	3.04	3	I-BEAM
PAINTED METAL	5	-3	N/A	N/A	N/A	N/A	2	8	352	13	2080	430	-0.74	2	-3.71	3	I-BEAM
PAINTED METAL	1	-4	N/A	N/A	N/A	N/A	0	8	266	13	894	280	-0.74	2	-1.01	3	TOP OF LIGHT
PAINTED METAL	2	-4	N/A	N/A	N/A	N/A	2	8	242	13	2940	265	0.76	2	1.69	3	I-BEAM
PAINTED METAL	3	-4	N/A	N/A	N/A	N/A	3	8	262	13	473	250	-0.74	2	1.89	3	I-BEAM
PAINTED METAL	4	-4	N/A	N/A	N/A	N/A	3	8	251	13	2230	280	-0.74	2	-1.01	3	I-BEAM
PAINTED METAL	4	-4	N/A	N/A	N/A	N/A	N/A	N/A	N/A	17	700	60	-0.74	2	-3.71	3	I-BEAM
PAINTED METAL	5	-4	N/A	N/A	N/A	N/A	2	8	257	13	2080	250	2.26	2	0.34	3	I-BEAM

Blairsville Point Survey Form #003

Survey Serial #:	01-363
------------------	--------

Survey Section:	1
-----------------	---

Survey Unit:	20
--------------	----

Survey Sub-unit:	4
------------------	---

Classification:	5
-----------------	---

Survey Type:	UPPER
--------------	-------

Survey Date:	4/27/95
--------------	---------

Count Date:	5/9/95
-------------	--------

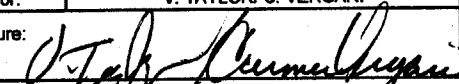
Alpha Survey Instruments				
Inst. S/N	Inst. Code	Eff. %	Corr. Fac.	Bkg. CPM
1588	8	20.3	4.93	1

Beta Survey Instruments				
Inst. S/N	Inst. Code	Eff. %	Corr. Fac.	Bkg. CPM
1601	13	32.1	3.12	234
5245	17	23.3	4.29	60

Gamma or Beta/Gamma Instruments			
Inst. S/N	Inst. Code	Bkg.	Detection Type

Alpha Counting Instruments				
Inst. S/N	Inst. Code	Eff. %	Corr. Fac.	Bkg. CPM
13295	2	33.37	3.00	0.25

Beta Counting Instruments				
Inst. S/N	Inst. Code	Eff. %	Corr. Fac.	Bkg. CPM
13295	3	37.06	2.70	1.88

Surveyor:	V. TAYLOR/ C. VERGARI
Signature:	

Surface Description	Coordinates		Gamma at 1m	Gamma Inst.	Beta/Gamma Contact	Beta/Gamma	Contact Gross 1 min. Count	Alpha Inst.	Contact Gross 1 min. Count	Beta Inst.	Scan Contact Gross CPM		Removable DPM/100 cm2	Alpha Count	Removable DPM/100 cm2	Beta Count	Comments
	X	Y	uR/hr	Code	mR/hr	Code	Alpha	Code	Beta	Code	Max Beta	Avg Beta	Alpha	Code	Beta	Code	
PAINTED METAL	1	-5	N/A	N/A	N/A	N/A	3	8	260	13	432	240	2.26	2	-1.01	3	
PAINTED METAL	2	-5	N/A	N/A	N/A	N/A	0	8	269	13	3650	260	0.76	2	0.34	3	I-BEAM
PAINTED METAL	3	-5	N/A	N/A	N/A	N/A	3	8	231	13	1260	270	-0.74	2	-2.36	3	I-BEAM
PAINTED METAL	4	-5	N/A	N/A	N/A	N/A	2	8	248	13	2530	280		2		3	I-BEAM
PAINTED METAL	5	-5	N/A	N/A	N/A	N/A	1	8	226	13	1360	260		2		3	I-BEAM

LB5100-W Low Background Counting System – Smear Analysis

Date: 5/9/95
 Counting Unit id: 1
 Data file name: C:\LBXL\UNIT1\B01-363.XLD
 Batch Ended: 5/9/95 13:50
 Crosstalk Correction: Not Applied

Alpha activity action level (DPM): 20.00
 Beta activity action level (DPM): 200.00
 Certainty level for MDA and flags: 95.00%
 High Voltage Setting: 1410

Application Revision: 3
 Application Version: Standard

Alpha efficiency log file: th230ab
 Alpha Efficiency: 33.37%
 Alpha to Beta Crosstalk: 24.79%
 Alpha Background (CPM): 0.246428571
 Alpha Correction Factor: 1.000

Beta efficiency log file: tc99ab
 Beta Efficiency: 37.06%
 Beta into Alpha Crosstalk: 0.03%
 Beta Background (CPM): 1.875
 Beta Correction Factor: 1.000

Batch ID: Blairsville 1-20-4

Carrier	Alpha Activity				Beta Activity				Count time (min)	Alpha CPM	Beta CPM	Completion Date - Time
	DPM	σ	flags	MDA	DPM	σ	flags	MDA				
42	6.752	3.35	<AL	7.53	3.04	3.31	<MDA	12.28	2.00	2.254	1.13	5/9/95 11:16
43	-0.738	1.50	<MDA	7.53	-1.01	2.35	<MDA	12.28	2.00	-0.246	-0.38	5/9/95 11:18
44	-0.738	1.50	<MDA	7.53	-2.36	1.92	<MDA	12.28	2.00	-0.246	-0.88	5/9/95 11:20
45	0.760	1.50	<MDA	7.53	-1.01	2.35	<MDA	12.28	2.00	0.254	-0.38	5/9/95 11:22
46	-0.738	1.50	<MDA	7.53	-1.01	2.35	<MDA	12.28	2.00	-0.246	-0.38	5/9/95 11:24
47	0.760	1.50	<MDA	7.53	3.04	3.31	<MDA	12.28	2.00	0.254	1.13	5/9/95 11:27
48	-0.738	1.50	<MDA	7.53	-2.36	1.92	<MDA	12.28	2.00	-0.246	-0.88	5/9/95 11:29
49	-0.738	1.50	<MDA	7.53	-2.36	1.92	<MDA	12.28	2.00	-0.246	-0.88	5/9/95 11:31
50	-0.738	1.50	<MDA	7.53	-1.01	2.35	<MDA	12.28	2.00	-0.246	-0.38	5/9/95 11:33
51	23.232	6.01	At AL	7.53	17.88	5.58	<AL	12.28	2.00	7.754	6.63	5/9/95 11:35
52	-0.738	1.50	<MDA	7.53	-5.06	1.37	<MDA	12.28	2.00	-0.246	-1.88	5/9/95 11:38
52	3.756	2.60	<AL	7.53	4.39	3.58	<AL	12.28	2.00	1.254	1.63	5/9/95 13:19
53	-0.738	1.50	<MDA	7.53	4.39	3.58	<AL	12.28	2.00	-0.246	1.63	5/9/95 13:22
54	-0.738	1.50	<MDA	7.53	0.34	2.71	<MDA	12.28	2.00	-0.246	0.13	5/9/95 13:24
55	2.258	2.12	<AL	7.53	-1.01	2.35	<MDA	12.28	2.00	0.754	-0.38	5/9/95 13:26
56	-0.738	1.50	<MDA	7.53	3.04	3.31	<MDA	12.28	2.00	-0.246	1.13	5/9/95 13:28
57	-0.738	1.50	<MDA	7.53	-3.71	1.37	<MDA	12.28	2.00	-0.246	-1.38	5/9/95 13:30
58	-0.738	1.50	<MDA	7.53	-1.01	2.35	<MDA	12.28	2.00	-0.246	-0.38	5/9/95 13:33
59	0.760	1.50	<MDA	7.53	1.69	3.03	<MDA	12.28	2.00	0.254	0.63	5/9/95 13:35
60	-0.738	1.50	<MDA	7.53	1.69	3.03	<MDA	12.28	2.00	-0.246	0.63	5/9/95 13:37
61	-0.738	1.50	<MDA	7.53	-1.01	2.35	<MDA	12.28	2.00	-0.246	-0.38	5/9/95 13:39
62	-0.738	1.50	<MDA	7.53	-3.71	1.37	<MDA	12.28	2.00	-0.246	-1.38	5/9/95 13:41
63	2.258	2.12	<AL	7.53	0.34	2.71	<MDA	12.28	2.00	0.754	0.13	5/9/95 13:44
64	2.258	2.12	<AL	7.53	-1.01	2.35	<MDA	12.28	2.00	0.754	-0.38	5/9/95 13:46

LB5100-W Low Background Counting System -- Smear Analysis

Date: 5/9/95
 Counting Unit id: 1
 Data file name: C:\LBXL\UNIT1\B01-363.XLD
 Batch Ended: 5/9/95 13:50
 Crosstalk Correction: Not Applied

Alpha activity action level (DPM): 20.00
 Beta activity action level (DPM): 200.00
 Certainty level for MDA and flags: 95.00%
 High Voltage Setting: 1410

Application Revision: 3
 Application Version: Standard

Batch ID: Blairsville 1-20-4

Carrier	Alpha Activity				Beta Activity			
	DPM	σ	flags	MDA	DPM	σ	flags	MDA
65	0.760	1.50	<MDA	7.53	0.34	2.71	<MDA	12.28
66	-0.738	1.50	<MDA	7.53	-2.36	1.92	<MDA	12.28

Alpha efficiency log file: th230ab Alpha Efficiency: 33.37% Alpha to Beta Crosstalk: 24.79% Alpha Background (CPM): 0.246428571 Alpha Correction Factor: 1.000			
Beta efficiency log file: tc99ab Beta Efficiency: 37.06% Beta into Alpha Crosstalk: 0.03% Beta Background (CPM): 1.875 Beta Correction Factor: 1.000			
Count time (min)	Alpha CPM	Beta CPM	Completion Date - Time
2.00	0.254	0.13	5/9/95 13:48
2.00	-0.246	-0.88	5/9/95 13:50

Blairsville Point Survey Form #003

Survey Serial #:	01-364
Survey Section:	1
Survey Unit:	20
Survey Sub-unit:	4

Alpha Survey Instruments				
Inst. S/N	Inst. Code	Eff. %	Corr. Fac.	Bkg. CPM
1588	8	20.3	4.93	1


Beta Survey Instruments				
Inst. S/N	Inst. Code	Eff. %	Corr. Fac.	Bkg. CPM
1601	13	32.1	3.12	311

Gamma or Beta/Gamma Instruments			
Inst. S/N	Inst. Code	Bkg.	Detection Type

Classification:	5
Survey Type:	UPPER
Survey Date:	5/1/95
Count Date:	5/9/95

Alpha Counting Instruments				
Inst. S/N	Inst. Code	Eff. %	Corr. Fac.	Bkg. CPM
13295	2	33.37	3.00	0.25

Beta Counting Instruments				
Inst. S/N	Inst. Code	Eff. %	Corr. Fac.	Bkg. CPM
13295	3	37.06	2.70	1.88

Surveyor:	V. TAYLOR/ C. VERGARI
Signature:	

Surface Description	Coordinates		Gamma at 1m uR/hr	Gamma Inst. Code	Beta/Gamma Contact mR/hr	Beta/Gamma Code	Contact Gross 1 min. Count Alpha	Alpha Inst. Code	Contact Gross 1 min. Count Beta	Beta Inst. Code	Scan Contact Gross CPM		Removable DPM/100 cm2 Alpha	Alpha Count Code	Removable DPM/100 cm2 Beta	Beta Count Code	Comments
	X	Y									Max Beta	Avg Beta					
	PAINTED METAL	1									-6	N/A					
PAINTED METAL	2	-6	N/A	N/A	N/A	N/A	2	8	261	13	1810	280	0.76	2	5.73	3	TOP OF DUCT
PAINTED METAL	3	-6	N/A	N/A	N/A	N/A	5	8	263	13	1550	260	0.76	2	-2.36	3	TOP OF DUCT
PAINTED METAL	4	-6	N/A	N/A	N/A	N/A	1	8	241	13	2480	350	3.76	2	0.34	3	TOP OF DUCT
PAINTED METAL	5	-6	N/A	N/A	N/A	N/A	1	8	207	13	5030	350	0.76	2	1.69	3	TOP OF DUCT
PAINTED METAL	1	-7	N/A	N/A	N/A	N/A	2	8	256	13	449	260	0.76	2	0.34	3	CEILING
PAINTED METAL	2	-7	N/A	N/A	N/A	N/A	3	8	256	13	2490	270	-0.74	2	-1.01	3	CEILING
PAINTED METAL	1	-8	N/A	N/A	N/A	N/A	3	8	233	13	500	230	0.76	2	0.34	3	CEILING
PAINTED METAL	2	-8	N/A	N/A	N/A	N/A	0	8	265	13	1670	250	-0.74	2	-1.01	3	CEILING
PAINTED METAL	1	-9	N/A	N/A	N/A	N/A	5	8	239	13	666	230	2.26	2	-1.01	3	CEILING
PAINTED METAL	2	-9	N/A	N/A	N/A	N/A	1	8	238	13	1070	210	5.25	2	0.34	3	CEILING
PAINTED METAL	1	-10	N/A	N/A	N/A	N/A	5	8	254	13	630	250	8.25	2	23.28	3	CEILING
PAINTED METAL	2	-10	N/A	N/A	N/A	N/A	2	8	247	13	1270	230	5.25	2	3.04	3	CEILING
PAINTED METAL	1	-11	N/A	N/A	N/A	N/A	0	8	246	13	930	260	8.25	2	9.78	3	CEILING
PAINTED METAL	2	-11	N/A	N/A	N/A	N/A	4	8	243	13	1280	270	2.26	2	4.39	3	CEILING
PAINTED METAL	1	-12	N/A	N/A	N/A	N/A	3	8	245	13	3270	260	3.76	2	4.39	3	CEILING
PAINTED METAL	2	-12	N/A	N/A	N/A	N/A	4	8	280	13	2030	250	0.76	2	-2.36	3	CEILING
PAINTED METAL	1	-13	N/A	N/A	N/A	N/A	1	8	304	13	21400	280	2.26	2	1.69	3	CEILING
PAINTED METAL	2	-13	N/A	N/A	N/A	N/A	0	8	306	13	2030	320	-0.74	2	5.73	3	CEILING
PAINTED METAL	1	-14	N/A	N/A	N/A	N/A	4	8	265	13	22200	360	-0.74	2	-2.36	3	CEILING
PAINTED METAL	2	-14	N/A	N/A	N/A	N/A	3	8	294	13	2510	320	2.26	2	0.34	3	I-BEAM
PAINTED METAL	1	-15	N/A	N/A	N/A	N/A	1	8	290	13	11500	350	2.26	2	3.04	3	I-BEAM
PAINTED METAL	2	-15	N/A	N/A	N/A	N/A	3	8	257	13	2000	320	0.76	2	0.34	3	I-BEAM

Blairsville Point Survey Form #003

Survey Serial #:	01-364
Survey Section:	1
Survey Unit:	20
Survey Sub-unit:	4

Alpha Survey Instruments				
Inst. S/N	Inst. Code	Eff. %	Corr. Fac.	Bkg. CPM
1588	8	20.3	4.93	1

Beta Survey Instruments				
Inst. S/N	Inst. Code	Eff. %	Corr. Fac.	Bkg. CPM
1601	13	32.1	3.12	311

Gamma or Beta/Gamma Instruments			
Inst. S/N	Inst. Code	Bkg.	Detection Type

Classification:	5
Survey Type:	UPPER

Alpha Counting Instruments				
Inst. S/N	Inst. Code	Eff. %	Corr. Fac.	Bkg. CPM
13295	2	33.37	3.00	0.25

Beta Counting Instruments				
Inst. S/N	Inst. Code	Eff. %	Corr. Fac.	Bkg. CPM
13295	3	37.06	2.70	1.88

Surveyor:	V. TAYLOR / C. VERGARI
Signature:	<i>V. Taylor / C. Vergari</i>

Surface Description	Coordinates		Gamma at 1m	Gamma Inst.	Beta/Gamma Contact	Beta/Gamma Code	Contact Gross 1 min. Count	Alpha Inst.	Contact Gross 1 min. Count	Beta Inst.	Scan Contact Gross CPM		Removable DPM/100 cm2	Alpha Count	Removable DPM/100 cm2	Beta Count	Comments
	X	Y	uR/hr	Code	mR/hr	Code	Alpha	Beta	Code	Max Beta	Avg Beta	Alpha	Beta	Code	Code		
	PAINTED METAL	3	-10	N/A	N/A	N/A	N/A	4	8	239	13	502	220	0.76	2	-2.36	
PAINTED METAL	4	-10	N/A	N/A	N/A	N/A	1	8	275	13	402	260	-0.74	2	-3.71	3	I-BEAM
PAINTED METAL	3	-11	N/A	N/A	N/A	N/A	0	8	204	13	725	200	2.26	2	8.43	3	I-BEAM
PAINTED METAL	4	-11	N/A	N/A	N/A	N/A	2	8	202	13	384	210	-0.74	2	1.69	3	I-BEAM
PAINTED METAL	3	-12	N/A	N/A	N/A	N/A	4	8	265	13	1100	270	-0.74	2	0.34	3	I-BEAM
PAINTED METAL	4	-12	N/A	N/A	N/A	N/A	4	8	252	13	467	240	-0.74	2	-1.01	3	I-BEAM
PAINTED METAL	3	-13	N/A	N/A	N/A	N/A	3	8	281	13	1610	260	2.26	2	-2.36	3	I-BEAM
PAINTED METAL	4	-13	N/A	N/A	N/A	N/A	3	8	229	13	435	220	0.76	2	-3.71	3	I-BEAM
PAINTED METAL	3	-14	N/A	N/A	N/A	N/A	2	8	264	13	1270	300	-0.74	2	-1.01	3	I-BEAM
PAINTED METAL	4	-14	N/A	N/A	N/A	N/A	0	8	279	13	578	310	0.76	2	0.34	3	I-BEAM
PAINTED METAL	3	-15	N/A	N/A	N/A	N/A	0	8	284	13	1000	300	-0.74	2	-2.36	3	I-BEAM
PAINTED METAL	4	-15	N/A	N/A	N/A	N/A	4	8	259	13	1050	300	0.76	2	3.04	3	I-BEAM
PAINTED METAL	3	-7	N/A	N/A	N/A	N/A	1	8	255	13	363	240	-0.74	2	-1.01	3	I-BEAM
PAINTED METAL	4	-7	N/A	N/A	N/A	N/A	4	8	258	13	882	240	2.26	2	4.39	3	I-BEAM
PAINTED METAL	3	-8	N/A	N/A	N/A	N/A	2	8	354	13	383	230	-0.74	2	-2.36	3	I-BEAM
PAINTED METAL	4	-8	N/A	N/A	N/A	N/A	3	8	270	13	2000	240	0.76	2	4.39	3	I-BEAM
PAINTED METAL	3	-9	N/A	N/A	N/A	N/A	2	8	274	13	1260	260	-0.74	2	1.69	3	I-BEAM
PAINTED METAL	4	-9	N/A	N/A	N/A	N/A	6	8	274	13	2280	260	0.76	2	-2.36	3	I-BEAM

LB5100-W Low Background Counting System – Smear Analysis

Date: 5/9/95
 Counting Unit id: 1
 Data file name: C:\LBXL\UNIT1\B01-364.XLD
 Batch Ended: 5/9/95 11:13
 Crosstalk Correction: Not Applied

Alpha activity action level (DPM): 20.00
 Beta activity action level (DPM): 200.00
 Certainty level for MDA and flags: 95.00%
 High Voltage Setting: 1410

Application Revision: 3
 Application Version: Standard

Batch ID: Blairsville 1-20-4

Alpha efficiency log file: th230ab Alpha Efficiency: 33.37% Alpha to Beta Crosstalk: 24.79% Alpha Background (CPM): 0.246428571 Alpha Correction Factor: 1.000			
Beta efficiency log file: tc99ab Beta Efficiency: 37.06% Beta into Alpha Crosstalk: 0.03% Beta Background (CPM): 1.875 Beta Correction Factor: 1.000			
Count time (min)	Alpha CPM	Beta CPM	Completion Date - Time
2.00	-0.246	-1.38	5/9/95 9:46
2.00	0.254	2.13	5/9/95 9:48
2.00	0.254	-0.88	5/9/95 9:50
2.00	1.254	0.13	5/9/95 9:52
2.00	0.254	0.63	5/9/95 9:54
2.00	0.254	0.13	5/9/95 9:57
2.00	-0.246	-0.38	5/9/95 9:59
2.00	0.254	0.13	5/9/95 10:01
2.00	-0.246	-0.38	5/9/95 10:03
2.00	0.754	-0.38	5/9/95 10:05
2.00	1.754	0.13	5/9/95 10:07
2.00	2.754	8.63	5/9/95 10:10
2.00	1.754	1.13	5/9/95 10:12
2.00	2.754	3.63	5/9/95 10:14
2.00	0.754	1.63	5/9/95 10:16
2.00	1.254	1.63	5/9/95 10:19
2.00	0.254	-0.88	5/9/95 10:21
2.00	0.754	0.63	5/9/95 10:23
2.00	-0.246	2.13	5/9/95 10:25
2.00	-0.246	-0.88	5/9/95 10:27
2.00	0.754	0.13	5/9/95 10:30
2.00	0.754	1.13	5/9/95 10:32
2.00	0.254	0.13	5/9/95 10:34
2.00	0.254	-0.88	5/9/95 10:36

Carrier	Alpha Activity				Beta Activity			
	DPM	σ	flags	MDA	DPM	σ	flags	MDA
1	-0.738	1.50	<MDA	7.53	-3.71	1.37	<MDA	12.28
2	0.760	1.50	<MDA	7.53	5.73	3.83	<AL	12.28
3	0.760	1.50	<MDA	7.53	-2.36	1.92	<MDA	12.28
4	3.756	2.60	<AL	7.53	0.34	2.71	<MDA	12.28
5	0.760	1.50	<MDA	7.53	1.69	3.03	<MDA	12.28
6	0.760	1.50	<MDA	7.53	0.34	2.71	<MDA	12.28
7	-0.738	1.50	<MDA	7.53	-1.01	2.35	<MDA	12.28
8	0.760	1.50	<MDA	7.53	0.34	2.71	<MDA	12.28
9	-0.738	1.50	<MDA	7.53	-1.01	2.35	<MDA	12.28
10	2.258	2.12	<AL	7.53	-1.01	2.35	<MDA	12.28
11	5.254	3.00	<AL	7.53	0.34	2.71	<MDA	12.28
12	8.251	3.67	<AL	7.53	23.28	6.20	<AL	12.28
13	5.254	3.00	<AL	7.53	3.04	3.31	<MDA	12.28
14	8.251	3.67	<AL	7.53	9.78	4.49	<AL	12.28
15	2.258	2.12	<AL	7.53	4.39	3.58	<AL	12.28
16	3.756	2.60	<AL	7.53	4.39	3.58	<AL	12.28
17	0.760	1.50	<MDA	7.53	-2.36	1.92	<MDA	12.28
18	2.258	2.12	<AL	7.53	1.69	3.03	<MDA	12.28
19	-0.738	1.50	<MDA	7.53	5.73	3.83	<AL	12.28
20	-0.738	1.50	<MDA	7.53	-2.36	1.92	<MDA	12.28
21	2.258	2.12	<AL	7.53	0.34	2.71	<MDA	12.28
22	2.258	2.12	<AL	7.53	3.04	3.31	<MDA	12.28
23	0.760	1.50	<MDA	7.53	0.34	2.71	<MDA	12.28
24	0.760	1.50	<MDA	7.53	-2.36	1.92	<MDA	12.28

LB5100-W Low Background Counting System – Smear Analysis

Date: 5/9/95
 Counting Unit id: 1
 Data file name: C:\LBXLUNIT1\B01-364.XLD
 Batch Ended: 5/9/95 11:13
 Crosstalk Correction: Not Applied

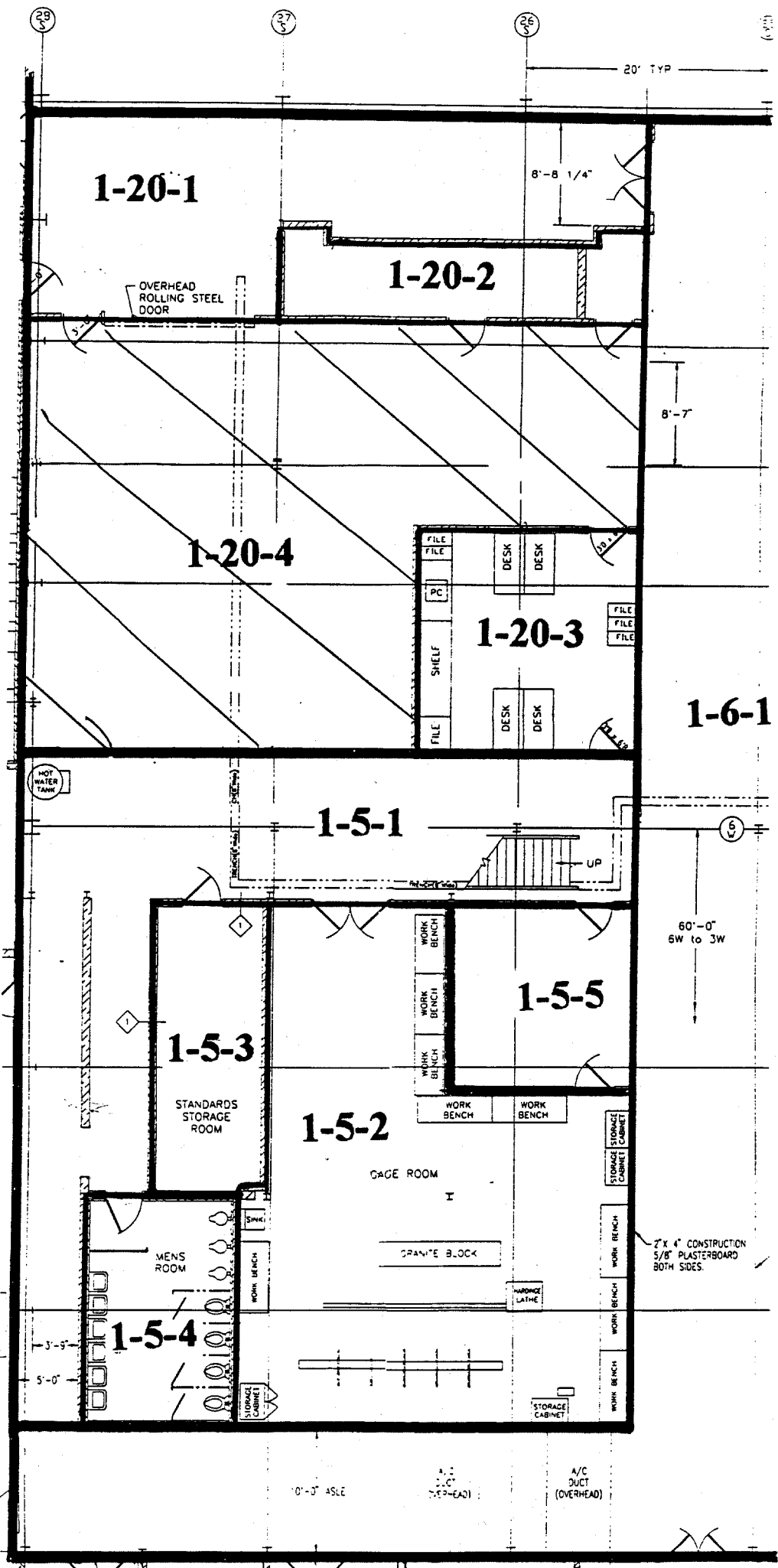
Alpha activity action level (DPM): 20.00
 Beta activity action level (DPM): 200.00
 Certainty level for MDA and flags: 95.00%
 High Voltage Setting: 1410

Application Revision: 3
 Application Version: Standard

Batch ID: Blairsville 1-20-4

Alpha efficiency log file: th230ab Alpha Efficiency: 33.37% Alpha to Beta Crosstalk: 24.79% Alpha Background (CPM): 0.246428571 Alpha Correction Factor: 1.000			
Beta efficiency log file: tc99ab Beta Efficiency: 37.06% Beta into Alpha Crosstalk: 0.03% Beta Background (CPM): 1.875 Beta Correction Factor: 1.000			
Count time (min)	Alpha CPM	Beta CPM	Completion Date - Time
2.00	-0.246	-1.38	5/9/95 10:38
2.00	0.754	3.13	5/9/95 10:40
2.00	-0.246	0.63	5/9/95 10:43
2.00	-0.246	0.13	5/9/95 10:45
2.00	-0.246	-0.38	5/9/95 10:47
2.00	0.754	-0.88	5/9/95 10:49
2.00	0.254	-1.38	5/9/95 10:51
2.00	-0.246	-0.38	5/9/95 10:54
2.00	0.254	0.13	5/9/95 10:56
2.00	-0.246	-0.88	5/9/95 10:58
2.00	0.254	1.13	5/9/95 11:00
2.00	-0.246	-0.38	5/9/95 11:02
2.00	0.754	1.63	5/9/95 11:05
2.00	-0.246	-0.88	5/9/95 11:07
2.00	0.254	1.63	5/9/95 11:09
2.00	-0.246	0.63	5/9/95 11:11
2.00	0.254	-0.88	5/9/95 11:13

Carrier	Alpha Activity				Beta Activity			
	DPM	σ	flags	MDA	DPM	σ	flags	MDA
25	-0.738	1.50	<MDA	7.53	-3.71	1.37	<MDA	12.28
26	2.258	2.12	<AL	7.53	8.43	4.28	<AL	12.28
27	-0.738	1.50	<MDA	7.53	1.69	3.03	<MDA	12.28
28	-0.738	1.50	<MDA	7.53	0.34	2.71	<MDA	12.28
29	-0.738	1.50	<MDA	7.53	-1.01	2.35	<MDA	12.28
30	2.258	2.12	<AL	7.53	-2.36	1.92	<MDA	12.28
31	0.760	1.50	<MDA	7.53	-3.71	1.37	<MDA	12.28
32	-0.738	1.50	<MDA	7.53	-1.01	2.35	<MDA	12.28
33	0.760	1.50	<MDA	7.53	0.34	2.71	<MDA	12.28
34	-0.738	1.50	<MDA	7.53	-2.36	1.92	<MDA	12.28
35	0.760	1.50	<MDA	7.53	3.04	3.31	<MDA	12.28
36	-0.738	1.50	<MDA	7.53	-1.01	2.35	<MDA	12.28
37	2.258	2.12	<AL	7.53	4.39	3.58	<AL	12.28
38	-0.738	1.50	<MDA	7.53	-2.36	1.92	<MDA	12.28
39	0.760	1.50	<MDA	7.53	4.39	3.58	<AL	12.28
40	-0.738	1.50	<MDA	7.53	1.69	3.03	<MDA	12.28
41	0.760	1.50	<MDA	7.53	-2.36	1.92	<MDA	12.28



UNIT: 1-20-4
 SVU: 01-364
 DATE: 5-1-95
 BY: CV/VT

Blairsville Point Survey Form #003

Survey Serial #:	01-365
Survey Section:	1
Survey Unit:	20
Survey Sub-unit:	4

Alpha Survey Instruments				
Inst. S/N	Inst. Code	Eff. %	Corr. Fac.	Bkg. CPM
1588	8	20.3	4.93	0

Beta Survey Instruments				
Inst. S/N	Inst. Code	Eff. %	Corr. Fac.	Bkg. CPM
1601	13	32.1	3.12	245

Gamma or Beta/Gamma Instruments			
Inst. S/N	Inst. Code	Bkg.	Detection Type

Classification:	5
Survey Type:	UPPER
Survey Date:	5/3/95
Count Date:	5/9/95

Alpha Counting Instruments				
Inst. S/N	Inst. Code	Eff. %	Corr. Fac.	Bkg. CPM
13295	2	33.37	3.00	0.25

Beta Counting Instruments				
Inst. S/N	Inst. Code	Eff. %	Corr. Fac.	Bkg. CPM
13295	3	37.06	2.70	1.88

Surveyor: V. TAYLOR/C. VERGARI
 Signature: *V. Taylor/C. Vergari*

Surface Description	Coordinates		Gamma at 1m	Gamma Inst.	Beta/Gamma Contact	Beta/Gamma Code	Contact Gross 1 min. Count	Alpha Inst. Code	Contact Gross 1 min. Count	Beta Inst. Code	Scan Contact Gross CPM		Removable DPM/100 cm2	Alpha Count	Removable DPM/100 cm2	Beta Count	Comments
	X	Y	uR/hr	Code	mR/hr	Code	Alpha	Beta	Code	Max Beta	Avg Beta	Alpha	Beta	Code			
PAINTED METAL	5	-12	N/A	N/A	N/A	N/A	1	8	260	13	609	240	-0.74	2	1.69	3	CEILING
PAINTED METAL	6	-12	N/A	N/A	N/A	N/A	5	8	252	13	473	250	0.76	2	0.34	3	CEILING
PAINTED METAL	7	-12	N/A	N/A	N/A	N/A	1	8	276	13	395	220	0.76	2	-2.36	3	CEILING
PAINTED METAL	5	-13	N/A	N/A	N/A	N/A	2	8	280	13	450	260	0.76	2	0.34	3	CEILING
PAINTED METAL	6	-13	N/A	N/A	N/A	N/A	2	8	252	13	402	240	-0.74	2	-1.01	3	CEILING
PAINTED METAL	7	-13	N/A	N/A	N/A	N/A	3	8	263	13	410	220	0.76	2	0.34	3	CEILING
PAINTED METAL	8	-12	N/A	N/A	N/A	N/A	3	8	248	13	430	250	6.75	2	0.34	3	CEILING
PAINTED METAL	9	-12	N/A	N/A	N/A	N/A	3	8	269	13	388	230	6.75	2	4.39	3	CEILING
PAINTED METAL	10	-12	N/A	N/A	N/A	N/A	0	8	247	13	395	230	5.25	2	4.39	3	CEILING
PAINTED METAL	8	-13	N/A	N/A	N/A	N/A	3	8	264	13	406	220	-0.74	2	1.69	3	CEILING
PAINTED METAL	9	-13	N/A	N/A	N/A	N/A	4	8	243	13	365	230	-0.74	2	-2.36	3	CEILING
PAINTED METAL	10	-13	N/A	N/A	N/A	N/A	5	8	279	13	435	260	-0.74	2	-3.71	3	CEILING
PAINTED METAL	11	-12	N/A	N/A	N/A	N/A	2	8	263	13	417	240	2.26	2	-1.01	3	CEILING
PAINTED METAL	11	-13	N/A	N/A	N/A	N/A	2	8	235	13	435	260	0.76	2	-3.71	3	CEILING
PAINTED METAL	5	-14	N/A	N/A	N/A	N/A	4	8	236	13	412	230	-0.74	2	-2.36	3	CEILING
PAINTED METAL	6	-14	N/A	N/A	N/A	N/A	2	8	248	13	375	240	-0.74	2	-2.36	3	CEILING
PAINTED METAL	7	-14	N/A	N/A	N/A	N/A	1	8	247	13	459	250	8.25	2	0.34	3	CEILING
PAINTED METAL	5	-15	N/A	N/A	N/A	N/A	2	8	251	13	1090	240	2.26	2	1.69	3	ON CABLE TRAY
PAINTED METAL	6	-15	N/A	N/A	N/A	N/A	1	8	280	13	772	250	-0.74	2	-5.06	3	CEILING
PAINTED METAL	7	-15	N/A	N/A	N/A	N/A	2	8	258	13	564	230	-0.74	2	-1.01	3	CEILING
PAINTED METAL	8	-14	N/A	N/A	N/A	N/A	2	8	249	13	450	240	-0.74	2	1.69	3	CEILING
PAINTED METAL	9	-14	N/A	N/A	N/A	N/A	1	8	245	13	432	230	0.76	2	3.04	3	CEILING
PAINTED METAL	10	-14	N/A	N/A	N/A	N/A	5	8	265	13	403	240	-0.74	2	-3.71	3	CEILING

Blairsville Point Survey Form #003

Survey Serial #:	01-365
Survey Section:	1
Survey Unit:	20
Survey Sub-unit:	4

Alpha Survey Instruments				
Inst. S/N	Inst. Code	Eff. %	Corr. Fac.	Bkg. CPM
1588	8	20.3	4.93	0


Beta Survey Instruments				
Inst. S/N	Inst. Code	Eff. %	Corr. Fac.	Bkg. CPM
1601	13	32.1	3.12	245

Gamma or Beta/Gamma Instruments			
Inst. S/N	Inst. Code	Bkg.	Detection Type

Classification:	5
Survey Type:	UPPER

Alpha Counting Instruments				
Inst. S/N	Inst. Code	Eff. %	Corr. Fac.	Bkg. CPM
13295	2	33.37	3.00	0.25

Beta Counting Instruments				
Inst. S/N	Inst. Code	Eff. %	Corr. Fac.	Bkg. CPM
13295	3	37.06	2.70	1.88

Surveyor:	V. TAYLOR / C. VERGARI
Signature:	

Surface Description	Coordinates		Gamma at 1m uR/hr	Gamma Inst. Code	Beta/Gamma Contact mR/hr	Beta/Gamma Code	Contact Gross 1 min. Count Alpha	Alpha Inst. Code	Contact Gross 1 min. Count Beta	Beta Inst. Code	Scan Contact Gross CPM		Removable DPM/100 cm2 Alpha	Alpha Count Code	Removable DPM/100 cm2 Beta	Beta Count Code	Comments
	X	Y									Max Beta	Avg Beta					
PAINTED METAL	8	-15	N/A	N/A	N/A	N/A	4	8	233	13	543	220	-0.74	2	-3.71	3	CEILING
PAINTED METAL	9	-15	N/A	N/A	N/A	N/A	1	8	237	13	514	240	-0.74	2	-3.71	3	CEILING
PAINTED METAL	10	-15	N/A	N/A	N/A	N/A	4	8	230	13	469	240	-0.74	2	3.04	3	CEILING
PAINTED METAL	11	-14	N/A	N/A	N/A	N/A	10	8	219	13	504	230	-0.74	2	-1.01	3	CEILING
PAINTED METAL	11	-15	N/A	N/A	N/A	N/A	1	8	257	13	387	250	0.76	2	-1.01	3	CEILING
PAINTED METAL	5	-6	N/A	N/A	N/A	N/A	2	8	315	13	4528	310	-0.74	2	-1.01	3	CEILING
PAINTED METAL	6	-6	N/A	N/A	N/A	N/A	1	8	266	13	2600	290	-0.74	2	-3.71	3	CEILING
PAINTED METAL	7	-6	N/A	N/A	N/A	N/A	0	8	301	13	2350	330	0.76	2	-5.06	3	CEILING
PAINTED METAL	5	-7	N/A	N/A	N/A	N/A	4	8	262	13	7000	280	0.76	2	-2.36	3	CEILING
PAINTED METAL	6	-7	N/A	N/A	N/A	N/A	3	8	273	13	1700	320	0.76	2	-5.06	3	CEILING
PAINTED METAL	7	-7	N/A	N/A	N/A	N/A	2	8	307	13	1750	300	-0.74	2	1.69	3	CEILING
PAINTED METAL	8	-6	N/A	N/A	N/A	N/A	3	8	271	13	436	300	-0.74	2	-5.06	3	CEILING
PAINTED METAL	4	-6	N/A	N/A	N/A	N/A	0	8	244	13	4500	260	2.26	2	17.88	3	CEILING
PAINTED METAL	10	-6	N/A	N/A	N/A	N/A	4	8	273	13	495	290	-0.74	2	1.69	3	CEILING
PAINTED METAL	8	-7	N/A	N/A	N/A	N/A	4	8	260	13	338	270	0.76	2	-3.71	3	CEILING
PAINTED METAL	9	-7	N/A	N/A	N/A	N/A	1	8	303	13	1009	296	-0.74	2	0.34	3	CEILING
PAINTED METAL	10	-7	N/A	N/A	N/A	N/A	2	8	298	13	410	290	-0.74	2	-5.06	3	CEILING
PAINTED METAL	11	-6	N/A	N/A	N/A	N/A	3	8	254	13	1840	270	0.76	2	4.39	3	CEILING
PAINTED METAL	11	-7	N/A	N/A	N/A	N/A	2	8	277	13	908	260	0.76	2	0.34	3	CEILING
PAINTED METAL	5	-8	N/A	N/A	N/A	N/A	0	8	258	13	2800	300	0.76	2	1.69	3	CEILING
PAINTED METAL	6	-8	N/A	N/A	N/A	N/A	3	8	274	13	4220	320	-0.74	2	-1.01	3	CEILING
PAINTED METAL	7	-8	N/A	N/A	N/A	N/A	4	8	271	13	3340	290	-0.74	2	0.34	3	CEILING
PAINTED METAL	5	-9	N/A	N/A	N/A	N/A	1	8	279	13	4920	300	-0.74	2	-2.36	3	CEILING

Blairsville Point Survey Form #003

Survey Serial #:	01-385
Survey Section:	1
Survey Unit:	20
Survey Sub-unit:	4

Alpha Survey Instruments				
Inst. S/N	Inst. Code	Eff. %	Corr. Fac.	Bkg. CPM
1588	8	20.3	4.93	0


Beta Survey Instruments				
Inst. S/N	Inst. Code	Eff. %	Corr. Fac.	Bkg. CPM
1601	13	32.1	3.12	245

Gamma or Beta/Gamma Instruments			
Inst. S/N	Inst. Code	Bkg.	Detection Type

Classification:	5
Survey Type:	UPPER

Alpha Counting Instruments				
Inst. S/N	Inst. Code	Eff. %	Corr. Fac.	Bkg. CPM
13295	2	33.37	3.00	0.25

Beta Counting Instruments				
Inst. S/N	Inst. Code	Eff. %	Corr. Fac.	Bkg. CPM
13295	3	37.06	2.70	1.88

Surveyor:	X. TAYLOR / C. VERGARI
Signature:	

Surface Description	Coordinates		Gamma at 1m uR/hr	Gamma Inst. Code	Beta/Gamma Contact mR/hr	Beta/Gamma Code	Contact Gross 1 min. Count Alpha	Alpha Inst. Code	Contact Gross 1 min. Count Beta	Beta Inst. Code	Scan Contact Gross CPM		Removable DPM/100 cm2 Alpha	Alpha Count Code	Removable DPM/100 cm2 Beta	Beta Count Code	Comments
	X	Y									Max Beta	Avg Beta					
PAINTED METAL	6	-9	N/A	N/A	N/A	N/A	4	8	301	13	3910	280	-0.74	2	-3.71	3	CEILING
PAINTED METAL	7	-9	N/A	N/A	N/A	N/A	5	8	280	13	4920	310	-0.74	2	0.34	3	CEILING
PAINTED METAL	8	-8	N/A	N/A	N/A	N/A	2	8	251	13	349	280	-0.74	2	1.69	3	CEILING
PAINTED METAL	9	-8	N/A	N/A	N/A	N/A	4	8	255	13	2600	260	-0.74	2	-2.36	3	CEILING
PAINTED METAL	10	-8	N/A	N/A	N/A	N/A	6	8	244	13	422	280	0.76	2	1.69	3	CEILING
PAINTED METAL	11	-8	N/A	N/A	N/A	N/A	5	8	239	13	2730	300	-0.74	2	-3.71	3	CEILING
PAINTED METAL	8	-9	N/A	N/A	N/A	N/A	2	8	262	13	2540	300	-0.74	2	-1.01	3	CEILING
PAINTED METAL	9	-9	N/A	N/A	N/A	N/A	3	8	255	13	682	280	-0.74	2	-2.36	3	CEILING
PAINTED METAL	10	-9	N/A	N/A	N/A	N/A	4	8	275	13	338	240	0.76	2	1.69	3	CEILING
PAINTED METAL	11	-9	N/A	N/A	N/A	N/A	4	8	299	13	538	260	2.26	2	-3.71	3	CEILING
PAINTED METAL	6	-10	N/A	N/A	N/A	N/A	5	8	242	13	396	240	-0.74	2	-3.71	3	CEILING
PAINTED METAL	7	-10	N/A	N/A	N/A	N/A	2	8	255	13	491	260	-0.74	2	-1.01	3	CEILING
PAINTED METAL	8	-10	N/A	N/A	N/A	N/A	3	8	270	13	429	240	0.76	2	0.34	3	CEILING
PAINTED METAL	9	-10	N/A	N/A	N/A	N/A	2	8	279	13	437	230	-0.74	2	-1.01	3	CEILING
PAINTED METAL	10	-10	N/A	N/A	N/A	N/A	3	8	223	13	380	280	-0.74	2	-2.36	3	CEILING
PAINTED METAL	11	-10	N/A	N/A	N/A	N/A	4	8	221	13	429	250	-0.74	2	-3.71	3	CEILING
PAINTED METAL	5	-10	N/A	N/A	N/A	N/A	8	8	260	13	530	260	0.76	2	-5.06	3	CEILING
PAINTED METAL	5	-11	N/A	N/A	N/A	N/A	2	8	256	13	778	260	-0.74	2	-2.36	3	CEILING
PAINTED METAL	6	-11	N/A	N/A	N/A	N/A	2	8	268	13	432	240	-0.74	2	1.69	3	CEILING
PAINTED METAL	7	-11	N/A	N/A	N/A	N/A	4	8	257	13	361	260	-0.74	2	-3.71	3	CEILING
PAINTED METAL	8	-11	N/A	N/A	N/A	N/A	5	8	267	13	315	230	-0.74	2	0.34	3	CEILING
PAINTED METAL	9	-11	N/A	N/A	N/A	N/A	2	8	270	13	373	260	-0.74	2	-1.01	3	CEILING
PAINTED METAL	10	-11	N/A	N/A	N/A	N/A	2	8	262	13	352	260	2.26	2	-2.36	3	CEILING

Blairsville Point Survey Form #003

Survey Serial #:	01-365
Survey Section:	1
Survey Unit:	20
Survey Sub-unit:	4

Alpha Survey Instruments				
Inst. S/N	Inst. Code	Eff. %	Corr. Fac.	Bkg. CPM
1588	8	20.3	4.93	0


Beta Survey Instruments				
Inst. S/N	Inst. Code	Eff. %	Corr. Fac.	Bkg. CPM
1601	13	32.1	3.12	245

Gamma or Beta/Gamma Instruments			
Inst. S/N	Inst. Code	Bkg.	Detection Type

Classification:	5
Survey Type:	UPPER

Alpha Counting Instruments				
Inst. S/N	Inst. Code	Eff. %	Corr. Fac.	Bkg. CPM
13295	2	33.37	3.00	0.25

Beta Counting Instruments				
Inst. S/N	Inst. Code	Eff. %	Corr. Fac.	Bkg. CPM
13295	3	37.06	2.70	1.88

Surveyor:	V. TAYLOR / C. VERGARI
Signature:	

Surface Description	Coordinates		Gamma at 1m uR/hr	Gamma Inst. Code	Beta/Gamma Contact mR/hr	Beta/Gamma Code	Contact Gross 1 min. Count Alpha	Alpha Inst. Code	Contact Gross 1 min. Count Beta	Beta Inst. Code	Scan Contact Gross CPM		Removable DPM/100 cm2 Alpha	Alpha Count Code	Removable DPM/100 cm2 Beta	Beta Count Code	Comments
	X	Y									Max Beta	Avg Beta					

PAINTED METAL	11	-11	N/A	N/A	N/A	N/A	4	8	228	13	358	260	2	2	3	CEILING
---------------	----	-----	-----	-----	-----	-----	---	---	-----	----	-----	-----	---	---	---	---------

LB5100-W Low Background Counting System -- Smear Analysis

Date: 5/10/95
 Counting Unit id: 1
 Data file name: C:\LBXL\UNIT1\B01-365.XLD
 Batch Ended: 5/9/95 16:22
 Crosstalk Correction: Not Applied

Alpha activity action level (DPM): 20.00
 Beta activity action level (DPM): 200.00
 Certainty level for MDA and flags: 95.00%
 High Voltage Setting: 1410

Application Revision: 3
 Application Version: Standard

Batch ID: Blairsville 1-20-4

Alpha efficiency log file: th230ab			
Alpha Efficiency: 33.37%			
Alpha to Beta Crosstalk: 24.79%			
Alpha Background (CPM): 0.246428571			
Alpha Correction Factor: 1.000			
Beta efficiency log file: tc99ab			
Beta Efficiency: 37.06%			
Beta into Alpha Crosstalk: 0.03%			
Beta Background (CPM): 1.875			
Beta Correction Factor: 1.000			
Count time (min)	Alpha CPM	Beta CPM	Completion Date - Time
2.00	-0.246	0.63	5/9/95 13:52
2.00	0.254	0.13	5/9/95 13:55
2.00	0.254	-0.88	5/9/95 13:57
2.00	0.254	0.13	5/9/95 13:59
2.00	-0.246	-0.38	5/9/95 14:01
2.00	0.254	0.13	5/9/95 14:03
2.00	2.254	0.13	5/9/95 14:06
2.00	2.254	1.63	5/9/95 14:08
2.00	1.754	1.63	5/9/95 14:10
2.00	-0.246	0.63	5/9/95 14:12
2.00	-0.246	-0.88	5/9/95 14:14
2.00	-0.246	-1.38	5/9/95 14:17
2.00	0.754	-0.38	5/9/95 14:19
2.00	0.254	-1.38	5/9/95 14:21
2.00	-0.246	-0.88	5/9/95 14:23
2.00	-0.246	-0.88	5/9/95 14:25
2.00	2.754	0.13	5/9/95 14:28
2.00	0.754	0.63	5/9/95 14:30
2.00	-0.246	-1.88	5/9/95 14:32
2.00	-0.246	-0.38	5/9/95 14:34
2.00	-0.246	0.63	5/9/95 14:36
2.00	0.254	1.13	5/9/95 14:39
2.00	-0.246	-1.38	5/9/95 14:41
2.00	-0.246	-1.38	5/9/95 14:43

Carrier	Alpha Activity				Beta Activity			
	DPM	σ	flags	MDA	DPM	σ	flags	MDA
67	-0.738	1.50	<MDA	7.53	1.69	3.03	<MDA	12.28
68	0.760	1.50	<MDA	7.53	0.34	2.71	<MDA	12.28
69	0.760	1.50	<MDA	7.53	-2.36	1.92	<MDA	12.28
70	0.760	1.50	<MDA	7.53	0.34	2.71	<MDA	12.28
71	-0.738	1.50	<MDA	7.53	-1.01	2.35	<MDA	12.28
72	0.760	1.50	<MDA	7.53	0.34	2.71	<MDA	12.28
73	6.752	3.35	<AL	7.53	0.34	2.71	<MDA	12.28
74	6.752	3.35	<AL	7.53	4.39	3.58	<AL	12.28
75	5.254	3.00	<AL	7.53	4.39	3.58	<AL	12.28
76	-0.738	1.50	<MDA	7.53	1.69	3.03	<MDA	12.28
77	-0.738	1.50	<MDA	7.53	-2.36	1.92	<MDA	12.28
78	-0.738	1.50	<MDA	7.53	-3.71	1.37	<MDA	12.28
79	2.258	2.12	<AL	7.53	-1.01	2.35	<MDA	12.28
80	0.760	1.50	<MDA	7.53	-3.71	1.37	<MDA	12.28
81	-0.738	1.50	<MDA	7.53	-2.36	1.92	<MDA	12.28
82	-0.738	1.50	<MDA	7.53	-2.36	1.92	<MDA	12.28
83	8.251	3.67	<AL	7.53	0.34	2.71	<MDA	12.28
84	2.258	2.12	<AL	7.53	1.69	3.03	<MDA	12.28
85	-0.738	1.50	<MDA	7.53	-5.06	1.37	<MDA	12.28
86	-0.738	1.50	<MDA	7.53	-1.01	2.35	<MDA	12.28
87	-0.738	1.50	<MDA	7.53	1.69	3.03	<MDA	12.28
88	0.760	1.50	<MDA	7.53	3.04	3.31	<MDA	12.28
89	-0.738	1.50	<MDA	7.53	-3.71	1.37	<MDA	12.28
90	-0.738	1.50	<MDA	7.53	-3.71	1.37	<MDA	12.28

LB5100-W Low Background Counting System – Smear Analysis

Date: 5/10/95
 Counting Unit id: 1
 Data file name: C:\LBXLUNIT1\B01-365.XLD
 Batch Ended: 5/9/95 16:22
 Crosstalk Correction: Not Applied

Alpha activity action level (DPM): 20.00
 Beta activity action level (DPM): 200.00
 Certainty level for MDA and flags: 95.00%
 High Voltage Setting: 1410

Application Revision: 3
 Application Version: Standard

Alpha efficiency log file: th230ab
 Alpha Efficiency: 33.37%
 Alpha to Beta Crosstalk: 24.79%
 Alpha Background (CPM): 0.246428571
 Alpha Correction Factor: 1.000

Beta efficiency log file: tc99ab
 Beta Efficiency: 37.06%
 Beta into Alpha Crosstalk: 0.03%
 Beta Background (CPM): 1.875
 Beta Correction Factor: 1.000

Batch ID: Blairsville 1-20-4

Carrier	Alpha Activity				Beta Activity				Count time (min)	Alpha CPM	Beta CPM	Completion Date - Time
	DPM	σ	flags	MDA	DPM	σ	flags	MDA				
91	-0.738	1.50	<MDA	7.53	-3.71	1.37	<MDA	12.28	2.00	-0.246	-1.38	5/9/95 14:45
92	-0.738	1.50	<MDA	7.53	3.04	3.31	<MDA	12.28	2.00	-0.246	1.13	5/9/95 14:47
93	-0.738	1.50	<MDA	7.53	-1.01	2.35	<MDA	12.28	2.00	-0.246	-0.38	5/9/95 14:50
94	0.760	1.50	<MDA	7.53	-1.01	2.35	<MDA	12.28	2.00	0.254	-0.38	5/9/95 14:52
95	-0.738	1.50	<MDA	7.53	-1.01	2.35	<MDA	12.28	2.00	-0.246	-0.38	5/9/95 14:54
96	-0.738	1.50	<MDA	7.53	-3.71	1.37	<MDA	12.28	2.00	-0.246	-1.38	5/9/95 14:56
97	0.760	1.50	<MDA	7.53	-5.06	1.37	<MDA	12.28	2.00	0.254	-1.88	5/9/95 14:58
98	0.760	1.50	<MDA	7.53	-2.36	1.92	<MDA	12.28	2.00	0.254	-0.88	5/9/95 15:01
99	0.760	1.50	<MDA	7.53	-5.06	1.37	<MDA	12.28	2.00	0.254	-1.88	5/9/95 15:03
100	-0.738	1.50	<MDA	7.53	1.69	3.03	<MDA	12.28	2.00	-0.246	0.63	5/9/95 15:05
1	-0.738	1.50	<MDA	7.53	-5.06	1.37	<MDA	12.28	2.00	-0.246	-1.88	5/9/95 15:07
2	2.258	2.12	<AL	7.53	17.88	5.58	<AL	12.28	2.00	0.754	6.63	5/9/95 15:09
3	-0.738	1.50	<MDA	7.53	1.69	3.03	<MDA	12.28	2.00	-0.246	0.63	5/9/95 15:11
4	0.760	1.50	<MDA	7.53	-3.71	1.37	<MDA	12.28	2.00	0.254	-1.38	5/9/95 15:14
5	-0.738	1.50	<MDA	7.53	0.34	2.71	<MDA	12.28	2.00	-0.246	0.13	5/9/95 15:16
6	-0.738	1.50	<MDA	7.53	-5.06	1.37	<MDA	12.28	2.00	-0.246	-1.88	5/9/95 15:18
7	0.760	1.50	<MDA	7.53	4.39	3.58	<AL	12.28	2.00	0.254	1.63	5/9/95 15:20
8	0.760	1.50	<MDA	7.53	0.34	2.71	<MDA	12.28	2.00	0.254	0.13	5/9/95 15:23
9	0.760	1.50	<MDA	7.53	1.69	3.03	<MDA	12.28	2.00	0.254	0.63	5/9/95 15:25
10	-0.738	1.50	<MDA	7.53	-1.01	2.35	<MDA	12.28	2.00	-0.246	-0.38	5/9/95 15:27
11	-0.738	1.50	<MDA	7.53	0.34	2.71	<MDA	12.28	2.00	-0.246	0.13	5/9/95 15:29
12	-0.738	1.50	<MDA	7.53	-2.36	1.92	<MDA	12.28	2.00	-0.246	-0.88	5/9/95 15:31
13	-0.738	1.50	<MDA	7.53	-3.71	1.37	<MDA	12.28	2.00	-0.246	-1.38	5/9/95 15:33
14	-0.738	1.50	<MDA	7.53	0.34	2.71	<MDA	12.28	2.00	-0.246	0.13	5/9/95 15:36

LB5100-W Low Background Counting System – Smear Analysis

Date: 5/10/95
 Counting Unit id: 1
 Data file name: C:\LBXL\UNIT1\B01-365.XLD
 Batch Ended: 5/9/95 16:22
 Crosstalk Correction: Not Applied

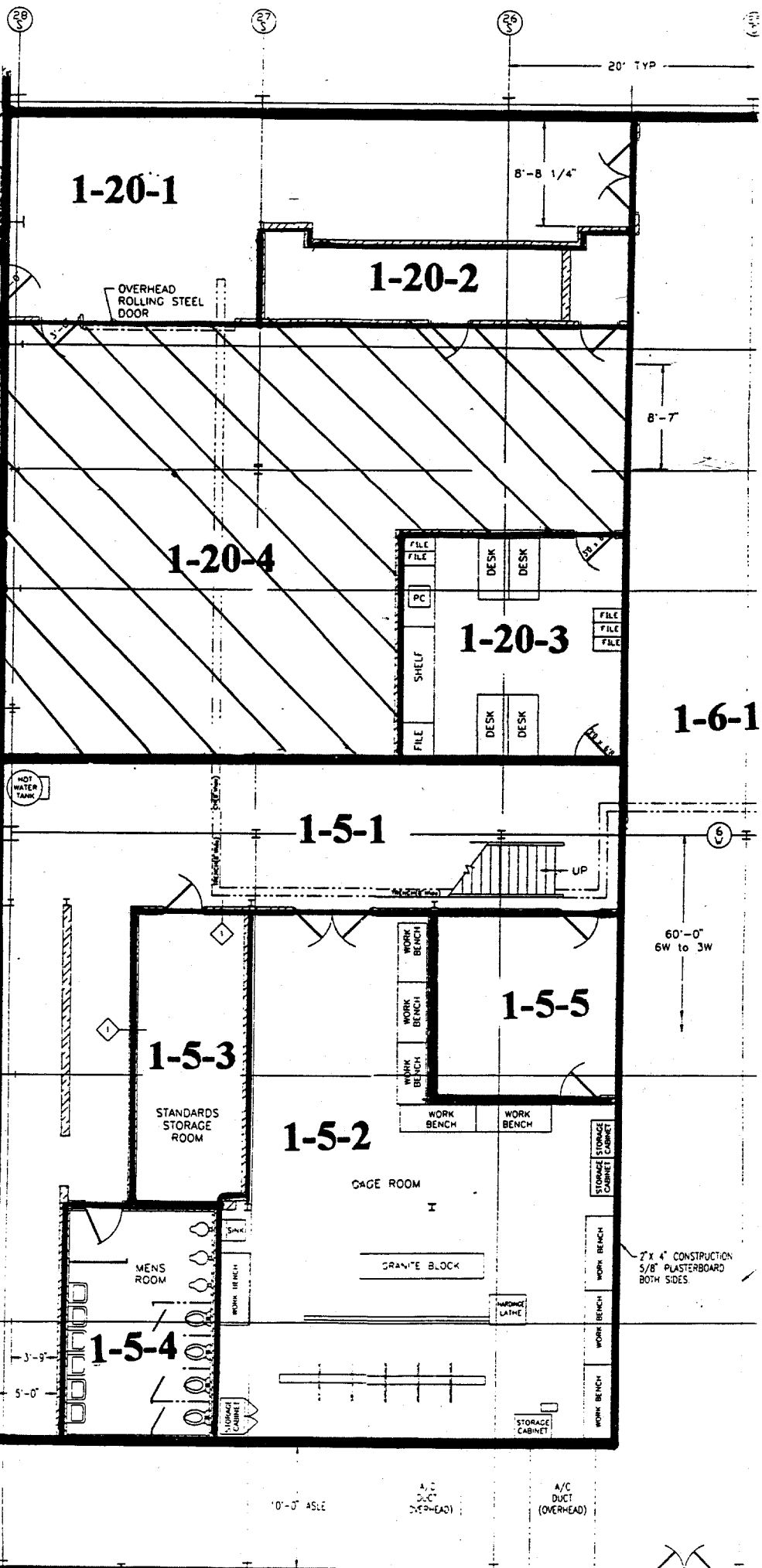
Alpha activity action level (DPM): 20.00
 Beta activity action level (DPM): 200.00
 Certainty level for MDA and flags: 95.00%
 High Voltage Setting: 1410

Application Revision: 3
 Application Version: Standard

Alpha efficiency log file: th230ab Alpha Efficiency: 33.37% Alpha to Beta Crosstalk: 24.79% Alpha Background (CPM): 0.246428571 Alpha Correction Factor: 1.000
Beta efficiency log file: tc99ab Beta Efficiency: 37.06% Beta into Alpha Crosstalk: 0.03% Beta Background (CPM): 1.875 Beta Correction Factor: 1.000

Batch ID: Blairsville 1-20-4

Carrier	Alpha Activity				Beta Activity				Count time (min)	Alpha CPM	Beta CPM	Completion Date - Time
	DPM	σ	flags	MDA	DPM	σ	flags	MDA				
15	-0.738	1.50	<MDA	7.53	1.69	3.03	<MDA	12.28	2.00	-0.246	0.63	5/9/95 15:38
16	-0.738	1.50	<MDA	7.53	-2.36	1.92	<MDA	12.28	2.00	-0.246	-0.88	5/9/95 15:40
17	0.760	1.50	<MDA	7.53	1.69	3.03	<MDA	12.28	2.00	0.254	0.63	5/9/95 15:42
18	-0.738	1.50	<MDA	7.53	-3.71	1.37	<MDA	12.28	2.00	-0.246	-1.38	5/9/95 15:44
19	-0.738	1.50	<MDA	7.53	-1.01	2.35	<MDA	12.28	2.00	-0.246	-0.38	5/9/95 15:47
20	-0.738	1.50	<MDA	7.53	-2.36	1.92	<MDA	12.28	2.00	-0.246	-0.88	5/9/95 15:49
21	0.760	1.50	<MDA	7.53	1.69	3.03	<MDA	12.28	2.00	0.254	0.63	5/9/95 15:51
22	2.258	2.12	<AL	7.53	-3.71	1.37	<MDA	12.28	2.00	0.754	-1.38	5/9/95 15:53
23	-0.738	1.50	<MDA	7.53	-3.71	1.37	<MDA	12.28	2.00	-0.246	-1.38	5/9/95 15:55
24	-0.738	1.50	<MDA	7.53	-1.01	2.35	<MDA	12.28	2.00	-0.246	-0.38	5/9/95 15:58
25	0.760	1.50	<MDA	7.53	0.34	2.71	<MDA	12.28	2.00	0.254	0.13	5/9/95 16:00
26	-0.738	1.50	<MDA	7.53	-1.01	2.35	<MDA	12.28	2.00	-0.246	-0.38	5/9/95 16:02
27	-0.738	1.50	<MDA	7.53	-2.36	1.92	<MDA	12.28	2.00	-0.246	-0.88	5/9/95 16:04
28	-0.738	1.50	<MDA	7.53	-3.71	1.37	<MDA	12.28	2.00	-0.246	-1.38	5/9/95 16:06
29	0.760	1.50	<MDA	7.53	-5.06	1.37	<MDA	12.28	2.00	0.254	-1.88	5/9/95 16:08
30	-0.738	1.50	<MDA	7.53	-2.36	1.92	<MDA	12.28	2.00	-0.246	-0.88	5/9/95 16:11
31	-0.738	1.50	<MDA	7.53	1.69	3.03	<MDA	12.28	2.00	-0.246	0.63	5/9/95 16:13
32	-0.738	1.50	<MDA	7.53	-3.71	1.37	<MDA	12.28	2.00	-0.246	-1.38	5/9/95 16:15
33	-0.738	1.50	<MDA	7.53	0.34	2.71	<MDA	12.28	2.00	-0.246	0.13	5/9/95 16:17
34	-0.738	1.50	<MDA	7.53	-1.01	2.35	<MDA	12.28	2.00	-0.246	-0.38	5/9/95 16:19
35	2.258	2.12	<AL	7.53	-2.36	1.92	<MDA	12.28	2.00	0.754	-0.88	5/9/95 16:22



5-3-95
 1-20-4
 SN# - 01-365

1-20-1

1-20-2

1-20-4

1-20-3

1-6-1

1-5-1

1-5-3

1-5-5

1-5-2

1-5-4

OVERHEAD ROLLING STEEL DOOR

HOT WATER TANK

STANDARDS STORAGE ROOM

MENS ROOM

CAGE ROOM

GRANITE BLOCK

FILE
FILE
PC
SHELF
FILE
DESK
DESK
DESK
DESK
FILE
FILE
FILE

WORK BENCH
WORK BENCH
WORK BENCH
WORK BENCH
WORK BENCH
WORK BENCH

STORAGE CABINET
STORAGE CABINET
STORAGE CABINET
STORAGE CABINET
STORAGE CABINET
STORAGE CABINET

2" X 4" CONSTRUCTION
5/8" PLASTERBOARD
BOTH SIDES

10'-0" ASLE

A/C DUCT (OVERHEAD)

A/C DUCT (OVERHEAD)

20' TYP

8'-8 1/4"

8'-7"

60'-0" 6W to 3W

3'-9"

5'-0"

28

27

26

25

Blairsville Point Survey Form #003

Survey Serial #: **01-366**

Survey Section: **1**

Survey Unit: **5**

Survey Sub-unit: **1**

Classification: **5**

Survey Type: **UPPER**

Survey Date: **5/8/95**

Count Date: **8/28/95**

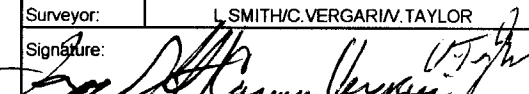
Alpha Survey Instruments				
Inst. S/N	Inst. Code	Eff. %	Corr. Fac.	Bkg. CPM
1588	8	21.2	4.72	2

Beta Survey Instruments				
Inst. S/N	Inst. Code	Eff. %	Corr. Fac.	Bkg. CPM
1601	13	34.6	2.89	259

Gamma or Beta/Gamma Instruments			
Inst. S/N	Inst. Code	Bkg.	Detection Type

Alpha Counting Instruments				
Inst. S/N	Inst. Code	Eff. %	Corr. Fac.	Bkg. CPM
13295	2	33.96	2.94	0.34

Beta Counting Instruments				
Inst. S/N	Inst. Code	Eff. %	Corr. Fac.	Bkg. CPM
13295	3	37.6	2.66	1.68

Surveyor: **L. SMITH/C. VERGARIM, TAYLOR**
 Signature: 

Surface Description	Coordinates		Gamma at 1m	Gamma Inst.	Beta/Gamma Contact	Beta/Gamma	Contact Gross	Alpha	Contact Gross	Beta	Scan Contact		Removable	Alpha	Removable	Beta	Comments
			uR/hr	Code	mR/hr	Code	1 min. Count	Inst.	1 min. Count	Inst.	Gross CPM		DPM/100 cm2	Count	DPM/100 cm2	Count	
	X	Y	Code	Code	Code	Code	Code	Code	Code	Code	Max Beta	Avg Beta	Alpha	Code	Beta	Code	
CEILING	1	-1	N/A	N/A	N/A	N/A	3	8	231	13	1960	230	-0.99	2	-4.46	3	I BEAM
CEILING	1	-2	N/A	N/A	N/A	N/A	3	8	235	13	1250	280	-0.99	2	-0.47	3	I BEAM
CEILING	1	-3	N/A	N/A	N/A	N/A	2	8	239	13	6800	270	1.96	2	-4.46	3	I BEAM
CEILING	1	-4	N/A	N/A	N/A	N/A	6	8	244	13	916	270	0.48	2	-3.13	3	I BEAM
CEILING	1	-5	N/A	N/A	N/A	N/A	4	8	236	13	617	260	0.48	2	0.85	3	I BEAM
CEILING	1	-6	N/A	N/A	N/A	N/A	3	8	262	13	526	270	-0.99	2	-3.13	3	I BEAM
CEILING	1	-7	N/A	N/A	N/A	N/A	6	8	259	13	888	280	0.48	2	-1.80	3	I BEAM
CEILING	1	-8	N/A	N/A	N/A	N/A	6	8	282	13	699	260	-0.99	2	-3.13	3	I BEAM
CEILING	1	-9	N/A	N/A	N/A	N/A	1	8	293	13	678	250	0.48	2	-0.47	3	I BEAM
CEILING	1	-10	N/A	N/A	N/A	N/A	4	8	259	13	480	260	0.48	2	-0.47	3	I BEAM
CEILING	1	-11	N/A	N/A	N/A	N/A	8	8	240	13	368	230	1.96	2	-1.80	3	I BEAM
CEILING	1	-12	N/A	N/A	N/A	N/A	7	8	252	13	369	230	-0.99	2	-3.13	3	I BEAM
CEILING	1	-13	N/A	N/A	N/A	N/A	3	8	253	13	424	260	-0.99	2	-0.47	3	I BEAM
CEILING	1	-14	N/A	N/A	N/A	N/A	6	8	255	13	429	250	-0.99	2	2.18	3	I BEAM
CEILING	1	-15	N/A	N/A	N/A	N/A	1	8	238	13	492	270	1.96	2	-1.80	3	I BEAM
CEILING	2	-1	N/A	N/A	N/A	N/A	3	8	272	13	1700	280	1.96	2	-0.47	3	I BEAM
CEILING	3	-1	N/A	N/A	N/A	N/A	5	8	244	13	1260	280	-0.99	2	-0.47	3	I BEAM
CEILING	2	-6	N/A	N/A	N/A	N/A	2	8	238	13	1700	230	-0.99	2	-0.47	3	I BEAM
CEILING	2	-7	N/A	N/A	N/A	N/A	4	8	268	13	5670	240	0.48	2	6.17	3	I BEAM
CEILING	2	-8	N/A	N/A	N/A	N/A	3	8	251	13	5290	260	3.43	2	4.84	3	I BEAM
CEILING "I" BEAM	2	-9	N/A	N/A	N/A	N/A	3	8	253	13	2370	290	-0.99	2	7.50	3	PAINTED METAL
CEILING "I" BEAM	2	-10	N/A	N/A	N/A	N/A	1	8	240	13	472	240	-0.99	2	4.84	3	PAINTED METAL
CEILING "I" BEAM	2	-11	N/A	N/A	N/A	N/A	6	8	276	13	441	240	4.90	2	15.48	3	PAINTED METAL

Blairsville Point Survey Form #003

Survey Serial #: **01-366**

Survey Section: **1**

Survey Unit: **5**

Survey Sub-unit: **1**

Classification: **5**

Survey Type: **UPPER**

Survey Date: **5/8/95**

Count Date: **8/28/95**

Alpha Survey Instruments				
Inst. S/N	Inst. Code	Eff. %	Corr. Fac.	Bkg. CPM
1588	8	21.2	4.72	2


Alpha Counting Instruments				
Inst. S/N	Inst. Code	Eff. %	Corr. Fac.	Bkg. CPM
13295	2	33.96	2.94	0.34

Beta Survey Instruments				
Inst. S/N	Inst. Code	Eff. %	Corr. Fac.	Bkg. CPM
1601	13	34.6	2.89	259

Beta Counting Instruments				
Inst. S/N	Inst. Code	Eff. %	Corr. Fac.	Bkg. CPM
13295	3	37.6	2.66	1.68

Gamma or Beta/Gamma Instruments			
Inst. S/N	Inst. Code	Bkg.	Detection Type

Surveyor: **L. SMITH/C. VERGARI/V. TAYLOR**

Signature: 

Surface Description	Coordinates		Gamma at 1m uR/hr	Gamma Inst. Code	Beta/Gamma Contact mR/hr	Beta/Gamma Code	Contact Gross 1 min. Count Alpha	Alpha Inst. Code	Contact Gross 1 min. Count Beta	Beta Inst. Code	Scan Contact Gross CPM		Removable DPM/100 cm ² Alpha	Alpha Count Code	Removable DPM/100 cm ² Beta	Beta Count Code	Comments
	X	Y									Max Beta	Avg Beta					
	CEILING "I" BEAM	2									-12	N/A					
CEILING "I" BEAM	2	-13	N/A	N/A	N/A	N/A	0	8	235	13	415	230	-0.99	2	0.85	3	PAINTED METAL
CEILING "I" BEAM	2	-14	N/A	N/A	N/A	N/A	1	8	259	13	442	240	-0.99	2	-3.13	3	PAINTED METAL
CEILING "I" BEAM	2	-15	N/A	N/A	N/A	N/A	2	8	237	13	460	260	1.96	2	2.18	3	PAINTED METAL
CEILING "I" BEAM	3	-6	N/A	N/A	N/A	N/A	6	8	258	13	2130	280	-0.99	2	2.18	3	PAINTED METAL
CEILING "I" BEAM	3	-7	N/A	N/A	N/A	N/A	2	8	268	13	10800	250	-0.99	2	-0.47	3	PAINTED METAL
CEILING "I" BEAM	3	-8	N/A	N/A	N/A	N/A	4	8	241	13	7260	240	-0.99	2	0.85	3	PAINTED METAL
CEILING "I" BEAM	3	-9	N/A	N/A	N/A	N/A	7	8	248	13	1230	260	-0.99	2	3.51	3	PAINTED METAL
CEILING "I" BEAM	3	-10	N/A	N/A	N/A	N/A	1	8	249	13	737	260	0.48	2	-0.47	3	PAINTED METAL
CEILING "I" BEAM	3	-11	N/A	N/A	N/A	N/A	3	8	236	13	653	220	0.48	2	2.18	3	PAINTED METAL
CEILING "I" BEAM	3	-12	N/A	N/A	N/A	N/A	6	8	270	13	526	250	-0.99	2	-0.47	3	PAINTED METAL
CEILING "I" BEAM	3	-13	N/A	N/A	N/A	N/A	7	8	264	13	692	260	3.43	2	-3.13	3	PAINTED METAL
CEILING "I" BEAM	3	-14	N/A	N/A	N/A	N/A	4	8	220	13	528	260	-0.99	2	-0.47	3	PAINTED METAL
CEILING "I" BEAM	3	-15	N/A	N/A	N/A	N/A	1	8	235	13	566	210	4.90	2	11.49	3	PAINTED METAL

LB5100-W Low Background Counting System – Smear Analysis

Date: 8/28/95
 Counting Unit id: 1
 Data file name: C:\LBXL\UNIT1\B01-366.XLD
 Batch Ended: 8/28/95 6:54
 Crosstalk Correction: Not Applied

Alpha activity action level (DPM): 20.00
 Beta activity action level (DPM): 200.00
 Certainty level for MDA and flags: 95.00%
 High Voltage Setting: 1440

Application Revision: 3
 Application Version: Standard

Batch ID: BLAIRSVILLE 1-5-1

Alpha efficiency log file: th230ab
 Alpha Efficiency: 33.96%
 Alpha to Beta Crosstalk: 24.36%
 Alpha Background (CPM): 0.335714286
 Alpha Correction Factor: 1.000

Beta efficiency log file: tc99ab
 Beta Efficiency: 37.60%
 Beta into Alpha Crosstalk: 0.17%
 Beta Background (CPM): 1.678571429
 Beta Correction Factor: 1.000

Carrier	Alpha Activity				Beta Activity				Count time (min)	Alpha CPM	Beta CPM	Completion Date - Time
	DPM	σ	flags	MDA	DPM	σ	flags	MDA				
1	-0.989	1.48	<MDA	7.98	-4.46	1.36	<MDA	11.67	2.00	-0.336	-1.68	8/28/95 5:34
2	-0.989	1.48	<MDA	7.98	-0.47	2.32	<MDA	11.67	2.00	-0.336	-0.18	8/28/95 5:36
3	1.956	2.09	<MDA	7.98	-4.46	1.36	<MDA	11.67	2.00	0.664	-1.68	8/28/95 5:39
4	0.484	1.48	<MDA	7.98	-3.13	1.36	<MDA	11.67	2.00	0.164	-1.18	8/28/95 5:41
5	0.484	1.48	<MDA	7.98	0.85	2.68	<MDA	11.67	2.00	0.164	0.32	8/28/95 5:43
6	-0.989	1.48	<MDA	7.98	-3.13	1.36	<MDA	11.67	2.00	-0.336	-1.18	8/28/95 5:45
7	0.484	1.48	<MDA	7.98	-1.80	1.90	<MDA	11.67	2.00	0.164	-0.68	8/28/95 5:48
8	-0.989	1.48	<MDA	7.98	-3.13	1.36	<MDA	11.67	2.00	-0.336	-1.18	8/28/95 5:50
9	0.484	1.48	<MDA	7.98	-0.47	2.32	<MDA	11.67	2.00	0.164	-0.18	8/28/95 5:52
10	0.484	1.48	<MDA	7.98	-0.47	2.32	<MDA	11.67	2.00	0.164	-0.18	8/28/95 5:54
11	1.956	2.09	<MDA	7.98	-1.80	1.90	<MDA	11.67	2.00	0.664	-0.68	8/28/95 5:56
12	-0.989	1.48	<MDA	7.98	-3.13	1.36	<MDA	11.67	2.00	-0.336	-1.18	8/28/95 5:59
13	-0.989	1.48	<MDA	7.98	-0.47	2.32	<MDA	11.67	2.00	-0.336	-0.18	8/28/95 6:01
14	-0.989	1.48	<MDA	7.98	2.18	2.99	<MDA	11.67	2.00	-0.336	0.82	8/28/95 6:03
15	1.956	2.09	<MDA	7.98	-1.80	1.90	<MDA	11.67	2.00	0.664	-0.68	8/28/95 6:05
16	1.956	2.09	<MDA	7.98	-0.47	2.32	<MDA	11.67	2.00	0.664	-0.18	8/28/95 6:07
17	-0.989	1.48	<MDA	7.98	-0.47	2.32	<MDA	11.67	2.00	-0.336	-0.18	8/28/95 6:10
18	-0.989	1.48	<MDA	7.98	-0.47	2.32	<MDA	11.67	2.00	-0.336	-0.18	8/28/95 6:12
19	0.484	1.48	<MDA	7.98	6.17	3.77	<AL	11.67	2.00	0.164	2.32	8/28/95 6:14
20	3.429	2.56	<AL	7.98	4.84	3.53	<AL	11.67	2.00	1.164	1.82	8/28/95 6:16
21	-0.989	1.48	<MDA	7.98	7.50	4.00	<AL	11.67	2.00	-0.336	2.82	8/28/95 6:19
22	-0.989	1.48	<MDA	7.98	4.84	3.53	<AL	11.67	2.00	-0.336	1.82	8/28/95 6:21
23	4.901	2.95	<AL	7.98	15.48	5.17	<AL	11.67	2.00	1.664	5.82	8/28/95 6:23
24	-0.989	1.48	<MDA	7.98	-4.46	1.36	<MDA	11.67	2.00	-0.336	-1.68	8/28/95 6:25

LB5100-W Low Background Counting System -- Smear Analysis

Date: 8/28/95
 Counting Unit id: 1
 Data file name: C:\LBXL\UNIT1\B01-366.XLD
 Batch Ended: 8/28/95 6:54
 Crosstalk Correction: Not Applied

Alpha activity action level (DPM): 20.00
 Beta activity action level (DPM): 200.00
 Certainty level for MDA and flags: 95.00%
 High Voltage Setting: 1440

Application Revision: 3
 Application Version: Standard

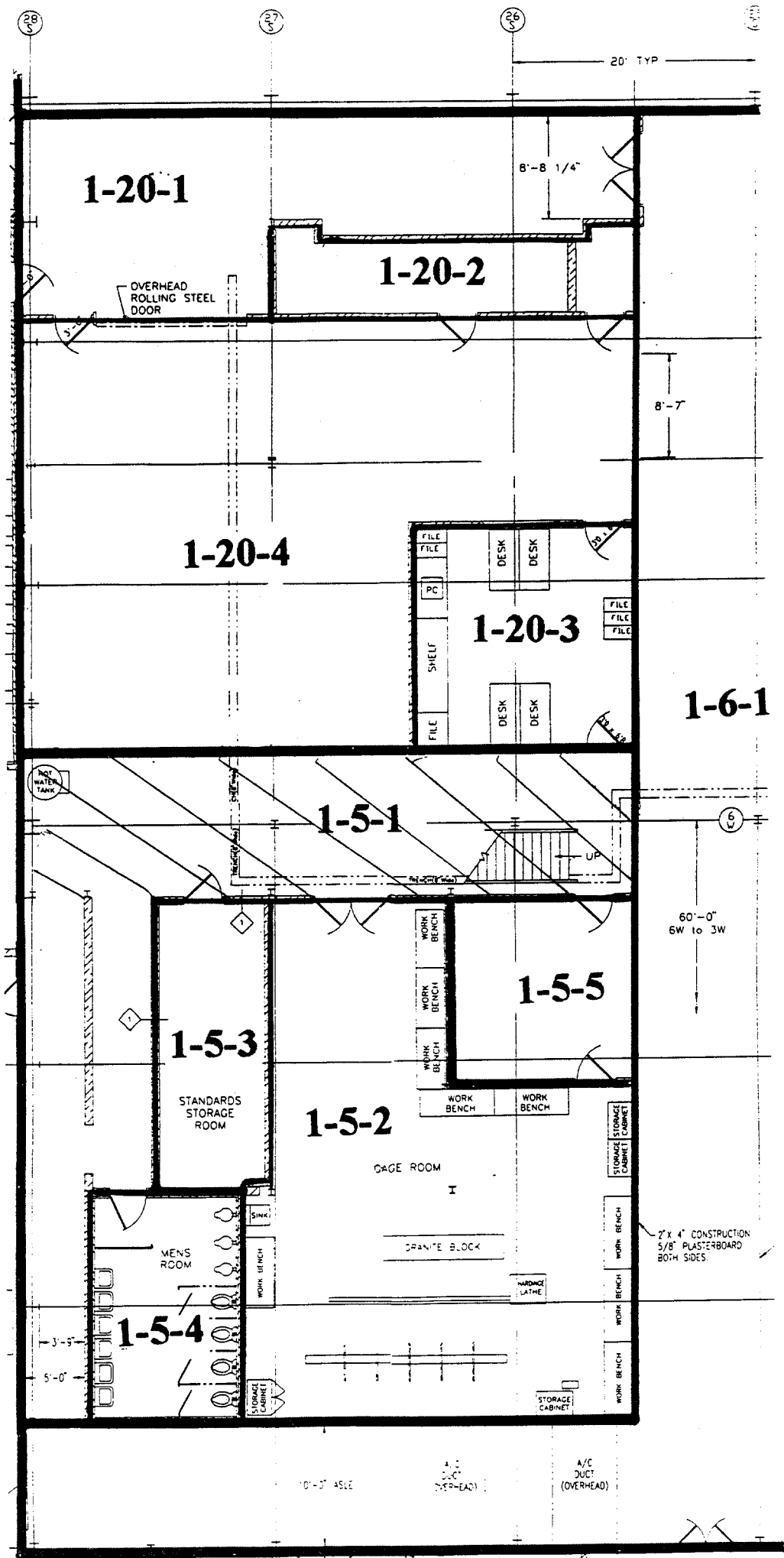
Alpha efficiency log file: th230ab
 Alpha Efficiency: 33.96%
 Alpha to Beta Crosstalk: 24.36%
 Alpha Background (CPM): 0.335714286
 Alpha Correction Factor: 1.000

Beta efficiency log file: tc99ab
 Beta Efficiency: 37.60%
 Beta into Alpha Crosstalk: 0.17%
 Beta Background (CPM): 1.678571429
 Beta Correction Factor: 1.000

Batch ID: BLAIRSVILLE 1-5-1

Carrier	Alpha Activity				Beta Activity				Count time (min)	Alpha CPM	Beta CPM	Completion Date - Time
	DPM	σ	flags	MDA	DPM	σ	flags	MDA				
25	-0.989	1.48	<MDA	7.98	0.85	2.68	<MDA	11.67	2.00	-0.336	0.32	8/28/95 6:27
26	-0.989	1.48	<MDA	7.98	-3.13	1.36	<MDA	11.67	2.00	-0.336	-1.18	8/28/95 6:30
27	1.956	2.09	<MDA	7.98	2.18	2.99	<MDA	11.67	2.00	0.664	0.82	8/28/95 6:32
28	-0.989	1.48	<MDA	7.98	2.18	2.99	<MDA	11.67	2.00	-0.336	0.82	8/28/95 6:34
29	-0.989	1.48	<MDA	7.98	-0.47	2.32	<MDA	11.67	2.00	-0.336	-0.18	8/28/95 6:36
30	-0.989	1.48	<MDA	7.98	0.85	2.68	<MDA	11.67	2.00	-0.336	0.32	8/28/95 6:39
31	-0.989	1.48	<MDA	7.98	3.51	3.27	<MDA	11.67	2.00	-0.336	1.32	8/28/95 6:41
32	0.484	1.48	<MDA	7.98	-0.47	2.32	<MDA	11.67	2.00	0.164	-0.18	8/28/95 6:43
33	0.484	1.48	<MDA	7.98	2.18	2.99	<MDA	11.67	2.00	0.164	0.82	8/28/95 6:45
34	-0.989	1.48	<MDA	7.98	-0.47	2.32	<MDA	11.67	2.00	-0.336	-0.18	8/28/95 6:47
35	3.429	2.56	<AL	7.98	-3.13	1.36	<MDA	11.67	2.00	1.164	-1.18	8/28/95 6:50
36	-0.989	1.48	<MDA	7.98	-0.47	2.32	<MDA	11.67	2.00	-0.336	-0.18	8/28/95 6:52
37	4.901	2.95	<AL	7.98	11.49	4.62	<AL	11.67	2.00	1.664	4.32	8/28/95 6:54

UNIT: 1-5-1
 SN: U1366
 DATE: 5-8-95
 BY: LS/CV/DT



Blairsville Point Survey Form #003

Survey Serial #:	01-367
------------------	--------

Survey Section:	1
-----------------	---

Survey Unit:	5
--------------	---

Survey Sub-unit:	1
------------------	---

Classification:	5
-----------------	---

Survey Type:	UPPER
--------------	-------

Survey Date:	5/9/95
--------------	--------

Count Date:	8/28/95
-------------	---------


Alpha Survey Instruments				
Inst. S/N	Inst. Code	Eff. %	Corr. Fac.	Bkg. CPM
1517	7	19.7	5.08	2

Beta Survey Instruments				
Inst. S/N	Inst. Code	Eff. %	Corr. Fac.	Bkg. CPM
1601	13	34.6	2.89	307

Gamma or Beta/Gamma Instruments			
Inst. S/N	Inst. Code	Bkg.	Detection Type

Alpha Counting Instruments				
Inst. S/N	Inst. Code	Eff. %	Corr. Fac.	Bkg. CPM
13295	2	33.96	2.94	0.34

Beta Counting Instruments				
Inst. S/N	Inst. Code	Eff. %	Corr. Fac.	Bkg. CPM
13295	3	37.6	2.66	1.68

Surveyor:	V. TAYLOR/C. VERGARI
Signature:	

Surface Description	Coordinates		Gamma at 1m	Gamma Inst. Code	Beta/Gamma Contact mR/hr	Beta/Gamma Code	Contact Gross 1 min. Count Alpha	Alpha Inst. Code	Contact Gross 1 min. Count Beta	Beta Inst. Code	Scan Contact Gross CPM		Removable DPM/100 cm2 Alpha	Alpha Count Code	Removable DPM/100 cm2 Beta	Beta Count Code	Comments
											Max Beta	Avg Beta					
	X	Y	uR/hr	Code	mR/hr	Code	Alpha	Code	Beta	Code	Max Beta	Avg Beta	Alpha	Code	Beta	Code	
CEILING	11	-13	N/A	N/A	N/A	N/A	1	7	311	13	637	320	1.96	2	3.51	3	PAINTED METAL
CEILING	10	-13	N/A	N/A	N/A	N/A	2	7	322	13	643	300	-0.99	2	-0.47	3	PAINTED METAL
CEILING	9	-13	N/A	N/A	N/A	N/A	1	7	313	13	577	320	-0.99	2	3.51	3	PAINTED METAL
CEILING	8	-13	N/A	N/A	N/A	N/A	2	7	328	13	898	290	0.48	2	6.17	3	PAINTED METAL
CEILING	7	-13	N/A	N/A	N/A	N/A	1	7	327	13	653	280	-0.99	2	-0.47	3	PAINTED METAL
CEILING	6	-13	N/A	N/A	N/A	N/A	1	7	336	13	1310	290	0.48	2	-1.80	3	PAINTED METAL
CEILING	5	-13	N/A	N/A	N/A	N/A	3	7	293	13	2080	300	-0.99	2	0.85	3	PAINTED METAL
CEILING	4	-13	N/A	N/A	N/A	N/A	1	7	321	13	840	320	-0.99	2	-0.47	3	PAINTED METAL
NORTH WALL	1	3	N/A	N/A	N/A	N/A	3	7	289	13	734	275	-0.99	2	3.51	3	PAINTED BLOCK
NORTH WALL	2	3	N/A	N/A	N/A	N/A	4	7	262	13	481	280	-0.99	2	-3.13	3	PAINTED BLOCK
NORTH WALL	3	3	N/A	N/A	N/A	N/A	2	7	266	13	593	250	3.43	2	-1.80	3	PAINTED BLOCK
NORTH WALL	4	3	N/A	N/A	N/A	N/A	0	7	278	13	1000	250	-0.99	2	-0.47	3	PAINTED BLOCK
NORTH WALL	5	3	N/A	N/A	N/A	N/A	0	7	270	13	424	260	0.48	2	2.18	3	PAINTED BLOCK
NORTH WALL	6	3	N/A	N/A	N/A	N/A	2	7	254	13	774	270	1.96	2	-0.47	3	PAINTED BLOCK
NORTH WALL	7	3	N/A	N/A	N/A	N/A	2	7	246	13	381	250	0.48	2	0.85	3	PAINTED BLOCK
NORTH WALL	8	3	N/A	N/A	N/A	N/A	1	7	338	13	488	270	1.96	2	2.18	3	PAINTED BLOCK
NORTH WALL	9	3	N/A	N/A	N/A	N/A	1	7	294	13	510	320	0.48	2	-3.13	3	PAINTED BLOCK
NORTH WALL	10	3	N/A	N/A	N/A	N/A	1	7	315	13	449	290	-0.99	2	-0.47	3	PAINTED BLOCK
NORTH WALL	11	3	N/A	N/A	N/A	N/A	1	7	297	13	436	290	0.48	2	2.18	3	PAINTED BLOCK
NORTH WALL	12	3	N/A	N/A	N/A	N/A	0	7	320	13	580	310	-0.99	2	0.85	3	PAINTED BLOCK
NORTH WALL	13	3	N/A	N/A	N/A	N/A	4	7	330	13	480	270	4.90	2	-1.80	3	PAINTED BLOCK
SOUTH WALL	1	2.5	N/A	N/A	N/A	N/A	2	7	306	13	430	290	0.48	2	2.18	3	PAINTED BLOCK
SOUTH WALL	2	2.5	N/A	N/A	N/A	N/A	0	7	317	13	495	280	0.48	2	-3.13	3	PAINTED BLOCK

Blairsville Point Survey Form #003

Survey Serial #:	01-367
------------------	--------

Survey Section:	1
Survey Unit:	5
Survey Sub-unit:	1

Classification:	5
Survey Type:	UPPER

Survey Date:	5/9/95
Count Date:	8/28/95


Alpha Survey Instruments				
Inst. S/N	Inst. Code	Eff. %	Corr. Fac.	Bkg. CPM
1517	7	19.7	5.08	2

Alpha Counting Instruments				
Inst. S/N	Inst. Code	Eff. %	Corr. Fac.	Bkg. CPM
13295	2	33.96	2.94	0.34

Beta Survey Instruments				
Inst. S/N	Inst. Code	Eff. %	Corr. Fac.	Bkg. CPM
1601	13	34.6	2.89	307

Beta Counting Instruments				
Inst. S/N	Inst. Code	Eff. %	Corr. Fac.	Bkg. CPM
13295	3	37.6	2.66	1.68

Gamma or Beta/Gamma Instruments			
Inst. S/N	Inst. Code	Bkg.	Detection Type

Surveyor:	V. TAYLOR/C. VERGARI
Signature:	

Surface Description	Coordinates		Gamma at 1m uR/hr	Gamma Inst. Code	Beta/Gamma Contact mR/hr	Beta/Gamma Code	Contact Gross 1 min. Count Alpha	Alpha Inst. Code	Contact Gross 1 min. Count Beta	Beta Inst. Code	Scan Contact Gross CPM		Removable DPM/100 cm2 Alpha	Alpha Count Code	Removable DPM/100 cm2 Beta	Beta Count Code	Comments
											Max Beta	Avg Beta					
	X	Y															
SOUTH WALL	3	2.5	N/A	N/A	N/A	N/A	1	7	322	13	445	280	0.48	2	0.85	3	PAINTED BLOCK
SOUTH WALL	4	2.5	N/A	N/A	N/A	N/A	1	7	221	13	571	250	0.48	2	3.51	3	PAINTED BLOCK
SOUTH WALL	5	2.5	N/A	N/A	N/A	N/A	1	7	294	13	600	280	0.48	2	-1.80	3	PAINTED BLOCK
SOUTH WALL	6	2.5	N/A	N/A	N/A	N/A	2	7	306	13	524	250	-0.99	2	-0.47	3	PAINTED BLOCK
SOUTH WALL	7	2.5	N/A	N/A	N/A	N/A	2	7	268	13	728	260	-0.99	2	-3.13	3	PAINTED BLOCK
SOUTH WALL	8	2.5	N/A	N/A	N/A	N/A	0	7	260	13	256	240	0.48	2	0.85	3	PAINTED BLOCK
SOUTH WALL	9	2.5	N/A	N/A	N/A	N/A	0	7	272	13	492	260	-0.99	2	2.18	3	PAINTED BLOCK
SOUTH WALL	10	2.5	N/A	N/A	N/A	N/A	2	7	270	13	416	260	-0.99	2	-1.80	3	PAINTED BLOCK
SOUTH WALL	11	2.5	N/A	N/A	N/A	N/A	2	7	250	13	916	240	-0.99	2	3.51	3	PAINTED BLOCK
O/U BEAM	12	2.5	N/A	N/A	N/A	N/A	2	7	332	13	8180	260	-0.99	2	-1.80	3	
O/U BEAM	13	2.5	N/A	N/A	N/A	N/A	1	7	263	13	2350	240	3.43	2	0.85	3	

LB5100-W Low Background Counting System -- Smear Analysis

Date: 8/28/95
 Counting Unit id: 1
 Data file name: C:\LBXL\UNIT1\B01-367.XLD
 Batch Ended: 8/28/95 8:09
 Crosstalk Correction: Not Applied

Alpha activity action level (DPM): 20.00
 Beta activity action level (DPM): 200.00
 Certainty level for MDA and flags: 95.00%
 High Voltage Setting: 1440

Application Revision: 3
 Application Version: Standard

Alpha efficiency log file: th230ab
 Alpha Efficiency: 33.96%
 Alpha to Beta Crosstalk: 24.36%
 Alpha Background (CPM): 0.335714286
 Alpha Correction Factor: 1.000

Beta efficiency log file: tc99ab
 Beta Efficiency: 37.60%
 Beta into Alpha Crosstalk: 0.17%
 Beta Background (CPM): 1.678571429
 Beta Correction Factor: 1.000

Batch ID: BLAIRSVILLE 1-5-1

Carrier	Alpha Activity				Beta Activity				Count time (min)	Alpha CPM	Beta CPM	Completion Date - Time
	DPM	σ	flags	MDA	DPM	σ	flags	MDA				
39	1.956	2.09	<MDA	7.98	3.51	3.27	<MDA	11.67	2.00	0.664	1.32	8/28/95 6:56
38	-0.989	1.48	<MDA	7.98	-0.47	2.32	<MDA	11.67	2.00	-0.336	-0.18	8/28/95 6:59
40	-0.989	1.48	<MDA	7.98	3.51	3.27	<MDA	11.67	2.00	-0.336	1.32	8/28/95 7:01
41	0.484	1.48	<MDA	7.98	6.17	3.77	<AL	11.67	2.00	0.164	2.32	8/28/95 7:03
42	-0.989	1.48	<MDA	7.98	-0.47	2.32	<MDA	11.67	2.00	-0.336	-0.18	8/28/95 7:05
43	0.484	1.48	<MDA	7.98	-1.80	1.90	<MDA	11.67	2.00	0.164	-0.68	8/28/95 7:07
44	-0.989	1.48	<MDA	7.98	0.85	2.68	<MDA	11.67	2.00	-0.336	0.32	8/28/95 7:09
45	-0.989	1.48	<MDA	7.98	-0.47	2.32	<MDA	11.67	2.00	-0.336	-0.18	8/28/95 7:12
46	-0.989	1.48	<MDA	7.98	3.51	3.27	<MDA	11.67	2.00	-0.336	1.32	8/28/95 7:14
47	-0.989	1.48	<MDA	7.98	-3.13	1.36	<MDA	11.67	2.00	-0.336	-1.18	8/28/95 7:16
48	3.429	2.56	<AL	7.98	-1.80	1.90	<MDA	11.67	2.00	1.164	-0.68	8/28/95 7:18
49	-0.989	1.48	<MDA	7.98	-0.47	2.32	<MDA	11.67	2.00	-0.336	-0.18	8/28/95 7:21
50	0.484	1.48	<MDA	7.98	2.18	2.99	<MDA	11.67	2.00	0.164	0.82	8/28/95 7:23
51	1.956	2.09	<MDA	7.98	-0.47	2.32	<MDA	11.67	2.00	0.664	-0.18	8/28/95 7:25
52	0.484	1.48	<MDA	7.98	0.85	2.68	<MDA	11.67	2.00	0.164	0.32	8/28/95 7:27
53	1.956	2.09	<MDA	7.98	2.18	2.99	<MDA	11.67	2.00	0.664	0.82	8/28/95 7:30
54	0.484	1.48	<MDA	7.98	-3.13	1.36	<MDA	11.67	2.00	0.164	-1.18	8/28/95 7:32
55	-0.989	1.48	<MDA	7.98	-0.47	2.32	<MDA	11.67	2.00	-0.336	-0.18	8/28/95 7:34
56	0.484	1.48	<MDA	7.98	2.18	2.99	<MDA	11.67	2.00	0.164	0.82	8/28/95 7:36
57	-0.989	1.48	<MDA	7.98	0.85	2.68	<MDA	11.67	2.00	-0.336	0.32	8/28/95 7:38
58	4.901	2.95	<AL	7.98	-1.80	1.90	<MDA	11.67	2.00	1.664	-0.68	8/28/95 7:41
59	0.484	1.48	<MDA	7.98	2.18	2.99	<MDA	11.67	2.00	0.164	0.82	8/28/95 7:43
60	0.484	1.48	<MDA	7.98	-3.13	1.36	<MDA	11.67	2.00	0.164	-1.18	8/28/95 7:45
61	0.484	1.48	<MDA	7.98	0.85	2.68	<MDA	11.67	2.00	0.164	0.32	8/28/95 7:47

LB5100-W Low Background Counting System – Smear Analysis

Date: 8/28/95
 Counting Unit id: 1
 Data file name: C:\LBXL\UNIT1\B01-367.XLD
 Batch Ended: 8/28/95 8:09
 Crosstalk Correction: Not Applied

Alpha activity action level (DPM): 20.00
 Beta activity action level (DPM): 200.00
 Certainty level for MDA and flags: 95.00%
 High Voltage Setting: 1440

Application Revision: 3
 Application Version: Standard

Batch ID: BLAIRSVILLE 1-5-1

Alpha efficiency log file: th230ab			
Alpha Efficiency: 33.96%			
Alpha to Beta Crosstalk: 24.36%			
Alpha Background (CPM): 0.335714286			
Alpha Correction Factor: 1.000			
Beta efficiency log file: tc99ab			
Beta Efficiency: 37.60%			
Beta into Alpha Crosstalk: 0.17%			
Beta Background (CPM): 1.678571429			
Beta Correction Factor: 1.000			
Count	Alpha	Beta	Completion
time (min)	CPM	CPM	Date - Time
2.00	0.164	1.32	8/28/95 7:49
2.00	0.164	-0.68	8/28/95 7:52
2.00	-0.336	-0.18	8/28/95 7:54
2.00	-0.336	-1.18	8/28/95 7:56
2.00	0.164	0.32	8/28/95 7:58
2.00	-0.336	0.82	8/28/95 8:00
2.00	-0.336	-0.68	8/28/95 8:03
2.00	-0.336	1.32	8/28/95 8:05
2.00	-0.336	-0.68	8/28/95 8:07
2.00	1.164	0.32	8/28/95 8:09

Carrier	Alpha Activity				Beta Activity			
	DPM	σ	flags	MDA	DPM	σ	flags	MDA
62	0.484	1.48	<MDA	7.98	3.51	3.27	<MDA	11.67
63	0.484	1.48	<MDA	7.98	-1.80	1.90	<MDA	11.67
64	-0.989	1.48	<MDA	7.98	-0.47	2.32	<MDA	11.67
24	-0.989	1.48	<MDA	7.98	-3.13	1.36	<MDA	11.67
66	0.484	1.48	<MDA	7.98	0.85	2.68	<MDA	11.67
67	-0.989	1.48	<MDA	7.98	2.18	2.99	<MDA	11.67
68	-0.989	1.48	<MDA	7.98	-1.80	1.90	<MDA	11.67
69	-0.989	1.48	<MDA	7.98	3.51	3.27	<MDA	11.67
70	-0.989	1.48	<MDA	7.98	-1.80	1.90	<MDA	11.67
71	3.429	2.56	<AL	7.98	0.85	2.68	<MDA	11.67

Blairsville Point Survey Form #003

Survey Serial #:	01-368
Survey Section:	1
Survey Unit:	34
Survey Sub-unit:	1

Alpha Survey Instruments				
Inst. S/N	Inst. Code	Eff. %	Corr. Fac.	Bkg. CPM
1517	7	19.7	5.08	1

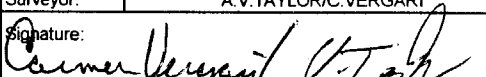
Beta Survey Instruments				
Inst. S/N	Inst. Code	Eff. %	Corr. Fac.	Bkg. CPM
1601	13	34.6	2.89	302

Gamma or Beta/Gamma Instruments			
Inst. S/N	Inst. Code	Bkg.	Detection Type

Classification:	4
Survey Type:	UPPER
Survey Date:	5/11/95
Count Date:	8/28/95

Alpha Counting Instruments				
Inst. S/N	Inst. Code	Eff. %	Corr. Fac.	Bkg. CPM
13295	2	33.96	2.94	0.34

Beta Counting Instruments				
Inst. S/N	Inst. Code	Eff. %	Corr. Fac.	Bkg. CPM
13295	3	37.6	2.66	1.68

Surveyor:	A.V.TAYLOR/C.VERGARI
Signature:	

Surface Description	Coordinates		Gamma at 1m	Gamma Inst.	Beta/Gamma Contact	Beta/Gamma	Contact Gross 1 min. Count	Alpha Inst.	Contact Gross 1 min. Count	Beta Inst.	Scan Contact Gross CPM		Removable DPM/100 cm2	Alpha Count	Removable DPM/100 cm2	Beta Count	Comments
	X	Y	uR/hr	Code	mR/hr	Code	Alpha	Code	Beta	Code	Max Beta	Avg Beta	Alpha	Code	Beta	Code	
CEILING	4	-6	N/A	N/A	N/A	N/A	3	7	381	13	434	330	-0.99	2	2.18	3	PAINTED METAL
CEILING	3	-6	N/A	N/A	N/A	N/A	1	7	357	13	451	330	-0.99	2	3.51	3	PAINTED METAL
CEILING	2	-6	N/A	N/A	N/A	N/A	1	7	350	13	382	320	-0.99	2	-1.80	3	PAINTED METAL
CEILING	1	-6	N/A	N/A	N/A	N/A	2	7	367	13	492	340	0.48	2	-0.47	3	PAINTED METAL
CEILING	0	-6	N/A	N/A	N/A	N/A	1	7	399	13	401	320	0.48	2	-3.13	3	PAINTED METAL
CEILING	-1	-6	N/A	N/A	N/A	N/A	2	7	341	13	460	300	-0.99	2	-3.13	3	PAINTED METAL
CEILING	-2	-6	N/A	N/A	N/A	N/A	7	7	426	13	459	340	-0.99	2	2.18	3	PAINTED METAL
CEILING	-3	-6	N/A	N/A	N/A	N/A	2	7	351	13	440	320	-0.99	2	-1.80	3	PAINTED METAL
CEILING	2	-8	N/A	N/A	N/A	N/A	3	7	336	13	472	340	-0.99	2	-0.47	3	PAINTED METAL
CEILING	3	-8	N/A	N/A	N/A	N/A	0	7	347	13	415	320	0.48	2	2.18	3	PAINTED METAL
CEILING	4	-8	N/A	N/A	N/A	N/A	3	7	345	13	430	330	-0.99	2	-3.13	3	PAINTED METAL
CEILING	5	-8	N/A	N/A	N/A	N/A	1	7	360	13	468	320	-0.99	2	-4.46	3	PAINTED METAL
CEILING	6	-8	N/A	N/A	N/A	N/A	1	7	325	13	492	330	-0.99	2	2.18	3	PAINTED METAL
CEILING	7	-8	N/A	N/A	N/A	N/A	0	7	328	13	443	310	-0.99	2	-0.47	3	PAINTED METAL
CEILING	8	-8	N/A	N/A	N/A	N/A	0	7	342	13	510	330	-0.99	2	-0.47	3	PAINTED METAL
CEILING	2	-10	N/A	N/A	N/A	N/A	0	7	301	13	426	300	-0.99	2	4.84	3	PAINTED METAL
CEILING	3	-10	N/A	N/A	N/A	N/A	2	7	341	13	416	300	0.48	2	-4.46	3	PAINTED METAL
CEILING	4	-10	N/A	N/A	N/A	N/A	2	7	304	13	413	330	-0.99	2	-0.47	3	PAINTED METAL
CEILING	5	-10	N/A	N/A	N/A	N/A	1	7	358	13	401	300	0.48	2	0.85	3	PAINTED METAL
CEILING	6	-10	N/A	N/A	N/A	N/A	1	7	337	13	436	290	-0.99	2	2.18	3	PAINTED METAL
CEILING	1	-2	N/A	N/A	N/A	N/A	2	7	373	13	437	300	-0.99	2	-3.13	3	PAINTED METAL
CEILING	2	-2	N/A	N/A	N/A	N/A	2	7	339	13	473	320	-0.99	2	-0.47	3	PAINTED METAL
CEILING	3	-2	N/A	N/A	N/A	N/A	2	7	363	13	443	330	-0.99	2	-4.46	3	PAINTED METAL

Blairsville Point Survey Form #003

Survey Serial #:	01-368
Survey Section:	1
Survey Unit:	34
Survey Sub-unit:	1

Alpha Survey Instruments				
Inst. S/N	Inst. Code	Eff. %	Corr. Fac.	Bkg. CPM
1517	7	19.7	5.08	1

Beta Survey Instruments				
Inst. S/N	Inst. Code	Eff. %	Corr. Fac.	Bkg. CPM
1601	13	34.6	2.89	302

Gamma or Beta/Gamma Instruments			
Inst. S/N	Inst. Code	Bkg.	Detection Type

Classification:	4
Survey Type:	UPPER
Survey Date:	5/11/95
Count Date:	8/28/95

Alpha Counting Instruments				
Inst. S/N	Inst. Code	Eff. %	Corr. Fac.	Bkg. CPM
13295	2	33.96	2.94	0.34

Beta Counting Instruments				
Inst. S/N	Inst. Code	Eff. %	Corr. Fac.	Bkg. CPM
13295	3	37.6	2.66	1.68

Surveyor:	A.V.TAYLOR/C.VERGARI
Signature:	<i>Carmel Vergari</i>

Surface Description	Coordinates		Gamma at 1m uR/hr	Gamma Inst. Code	Beta/Gamma Contact mR/hr	Beta/Gamma Code	Contact Gross 1 min. Count Alpha	Alpha Inst. Code	Contact Gross 1 min. Count Beta	Beta Inst. Code	Scan Contact Gross CPM		Removable DPM/100 cm2 Alpha	Alpha Count	Removable DPM/100 cm2 Beta	Beta Count	Comments
	X	Y									Max Beta	Avg Beta					
	CEILING	4									-2	N/A					
CEILING	5	-2	N/A	N/A	N/A	N/A	0	7	318	13	457	310	-0.99	2	-1.80	3	PAINTED METAL
CEILING	6	-2	N/A	N/A	N/A	N/A	0	7	332	13	438	280	-0.99	2	2.18	3	PAINTED METAL
CEILING	7	-2	N/A	N/A	N/A	N/A	2	7	348	13	445	340	-0.99	2	0.85	3	PAINTED METAL
CEILING	8	-2	N/A	N/A	N/A	N/A	3	7	344	13	400	330	-0.99	2	-3.13	3	PAINTED METAL
CEILING	1	-4	N/A	N/A	N/A	N/A	1	7	349	13	435	300	-0.99	2	-0.47	3	PAINTED METAL
CEILING	2	-4	N/A	N/A	N/A	N/A	1	7	376	13	422	320	-0.99	2	-1.80	3	PAINTED METAL
CEILING	3	-4	N/A	N/A	N/A	N/A	1	7	348	13	455	300	-0.99	2	2.18	3	PAINTED METAL
CEILING	4	-4	N/A	N/A	N/A	N/A	2	7	384	13	486	320	-0.99	2	2.18	3	PAINTED METAL
CEILING	5	-4	N/A	N/A	N/A	N/A	1	7	350	13	451	310	-0.99	2	0.85	3	PAINTED METAL
CEILING	6	-4	N/A	N/A	N/A	N/A	3	7	341	13	484	330	0.48	2	-3.13	3	PAINTED METAL
CEILING	7	-4	N/A	N/A	N/A	N/A	2	7	376	13	449	300	-0.99	2	2.18	3	PAINTED METAL
CEILING	8	-4	N/A	N/A	N/A	N/A	2	7	391	13	618	320	0.48	2	3.51	3	PAINTED METAL
CEILING	8	-6	N/A	N/A	N/A	N/A	1	7	355	13	462	300	-0.99	2	2.18	3	PAINTED METAL
CEILING	7	-6	N/A	N/A	N/A	N/A	0	7	372	13	502	330	-0.99	2	-3.13	3	PAINTED METAL
CEILING	6	-6	N/A	N/A	N/A	N/A	2	7	347	13	449	290	-0.99	2	-4.46	3	PAINTED METAL
CEILING	5	-6	N/A	N/A	N/A	N/A	1	7	368	13	447	340	0.48	2	2.18	3	PAINTED METAL

LB5100-W Low Background Counting System -- Smear Analysis

Date: 8/28/95
 Counting Unit id: 1
 Data file name: C:\LBXL\UNIT1\B01-368.XLD
 Batch Ended: 8/28/95 9:38
 Crosstalk Correction: Not Applied

Alpha activity action level (DPM): 20.00
 Beta activity action level (DPM): 200.00
 Certainty level for MDA and flags: 95.00%
 High Voltage Setting: 1440

Application Revision: 3
 Application Version: Standard

Alpha efficiency log file: th230ab
 Alpha Efficiency: 33.96%
 Alpha to Beta Crosstalk: 24.36%
 Alpha Background (CPM): 0.335714286
 Alpha Correction Factor: 1.000

Beta efficiency log file: tc99ab
 Beta Efficiency: 37.60%
 Beta into Alpha Crosstalk: 0.17%
 Beta Background (CPM): 1.678571429
 Beta Correction Factor: 1.000

Batch ID: BLAIRSVILLE 1-34-1

Carrier	Alpha Activity				Beta Activity				Count time (min)	Alpha CPM	Beta CPM	Completion Date - Time
	DPM	σ	flags	MDA	DPM	σ	flags	MDA				
73	-0.989	1.48	<MDA	7.98	2.18	2.99	<MDA	11.67	2.00	-0.336	0.82	8/28/95 8:12
72	-0.989	1.48	<MDA	7.98	3.51	3.27	<MDA	11.67	2.00	-0.336	1.32	8/28/95 8:14
74	-0.989	1.48	<MDA	7.98	-1.80	1.90	<MDA	11.67	2.00	-0.336	-0.68	8/28/95 8:16
75	0.484	1.48	<MDA	7.98	-0.47	2.32	<MDA	11.67	2.00	0.164	-0.18	8/28/95 8:18
76	0.484	1.48	<MDA	7.98	-3.13	1.36	<MDA	11.67	2.00	0.164	-1.18	8/28/95 8:20
77	-0.989	1.48	<MDA	7.98	-3.13	1.36	<MDA	11.67	2.00	-0.336	-1.18	8/28/95 8:23
78	-0.989	1.48	<MDA	7.98	2.18	2.99	<MDA	11.67	2.00	-0.336	0.82	8/28/95 8:25
79	-0.989	1.48	<MDA	7.98	-1.80	1.90	<MDA	11.67	2.00	-0.336	-0.68	8/28/95 8:27
80	-0.989	1.48	<MDA	7.98	-0.47	2.32	<MDA	11.67	2.00	-0.336	-0.18	8/28/95 8:29
81	0.484	1.48	<MDA	7.98	2.18	2.99	<MDA	11.67	2.00	0.164	0.82	8/28/95 8:32
82	-0.989	1.48	<MDA	7.98	-3.13	1.36	<MDA	11.67	2.00	-0.336	-1.18	8/28/95 8:34
83	-0.989	1.48	<MDA	7.98	-4.46	1.36	<MDA	11.67	2.00	-0.336	-1.68	8/28/95 8:36
84	-0.989	1.48	<MDA	7.98	2.18	2.99	<MDA	11.67	2.00	-0.336	0.82	8/28/95 8:38
85	-0.989	1.48	<MDA	7.98	-0.47	2.32	<MDA	11.67	2.00	-0.336	-0.18	8/28/95 8:40
86	-0.989	1.48	<MDA	7.98	-0.47	2.32	<MDA	11.67	2.00	-0.336	-0.18	8/28/95 8:43
87	-0.989	1.48	<MDA	7.98	4.84	3.53	<AL	11.67	2.00	-0.336	1.82	8/28/95 8:45
88	0.484	1.48	<MDA	7.98	-4.46	1.36	<MDA	11.67	2.00	0.164	-1.68	8/28/95 8:47
89	-0.989	1.48	<MDA	7.98	-0.47	2.32	<MDA	11.67	2.00	-0.336	-0.18	8/28/95 8:49
90	0.484	1.48	<MDA	7.98	0.85	2.68	<MDA	11.67	2.00	0.164	0.32	8/28/95 8:51
91	-0.989	1.48	<MDA	7.98	2.18	2.99	<MDA	11.67	2.00	-0.336	0.82	8/28/95 8:54
92	-0.989	1.48	<MDA	7.98	-3.13	1.36	<MDA	11.67	2.00	-0.336	-1.18	8/28/95 8:56
93	-0.989	1.48	<MDA	7.98	-0.47	2.32	<MDA	11.67	2.00	-0.336	-0.18	8/28/95 8:58
94	-0.989	1.48	<MDA	7.98	-4.46	1.36	<MDA	11.67	2.00	-0.336	-1.68	8/28/95 9:00
95	-0.989	1.48	<MDA	7.98	-1.80	1.90	<MDA	11.67	2.00	-0.336	-0.68	8/28/95 9:03

LB5100-W Low Background Counting System -- Smear Analysis

Date: 8/28/95
 Counting Unit id: 1
 Data file name: C:\LBXL\UNIT1\B01-368.XLD
 Batch Ended: 8/28/95 9:38
 Crosstalk Correction: Not Applied

Alpha activity action level (DPM): 20.00
 Beta activity action level (DPM): 200.00
 Certainty level for MDA and flags: 95.00%
 High Voltage Setting: 1440

Application Revision: 3
 Application Version: Standard

Alpha efficiency log file: th230ab
 Alpha Efficiency: 33.96%
 Alpha to Beta Crosstalk: 24.36%
 Alpha Background (CPM): 0.335714286
 Alpha Correction Factor: 1.000

Beta efficiency log file: tc99ab
 Beta Efficiency: 37.60%
 Beta into Alpha Crosstalk: 0.17%
 Beta Background (CPM): 1.678571429
 Beta Correction Factor: 1.000

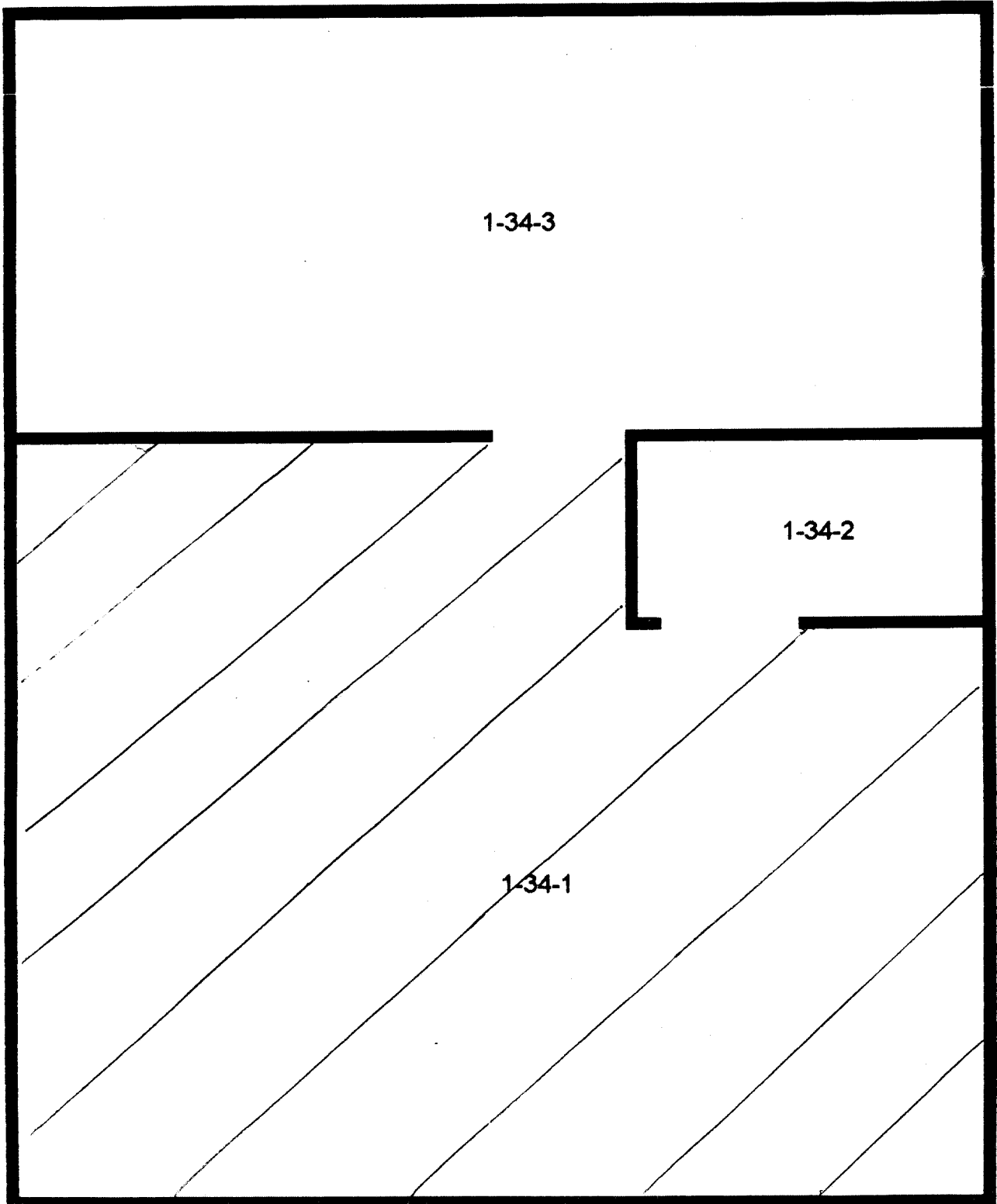
Batch ID: BLAIRSVILLE 1-34-1

Carrier	Alpha Activity				Beta Activity				Count time (min)	Alpha CPM	Beta CPM	Completion Date - Time
	DPM	σ	flags	MDA	DPM	σ	flags	MDA				
96	-0.989	1.48	<MDA	7.98	-1.80	1.90	<MDA	11.67	2.00	-0.336	-0.68	8/28/95 9:05
97	-0.989	1.48	<MDA	7.98	2.18	2.99	<MDA	11.67	2.00	-0.336	0.82	8/28/95 9:07
98	-0.989	1.48	<MDA	7.98	0.85	2.68	<MDA	11.67	2.00	-0.336	0.32	8/28/95 9:09
99	-0.989	1.48	<MDA	7.98	-3.13	1.36	<MDA	11.67	2.00	-0.336	-1.18	8/28/95 9:11
100	-0.989	1.48	<MDA	7.98	-0.47	2.32	<MDA	11.67	2.00	-0.336	-0.18	8/28/95 9:14
1	-0.989	1.48	<MDA	7.98	-1.80	1.90	<MDA	11.67	2.00	-0.336	-0.68	8/28/95 9:16
2	-0.989	1.48	<MDA	7.98	2.18	2.99	<MDA	11.67	2.00	-0.336	0.82	8/28/95 9:18
3	-0.989	1.48	<MDA	7.98	2.18	2.99	<MDA	11.67	2.00	-0.336	0.82	8/28/95 9:20
4	-0.989	1.48	<MDA	7.98	0.85	2.68	<MDA	11.67	2.00	-0.336	0.32	8/28/95 9:22
5	0.484	1.48	<MDA	7.98	-3.13	1.36	<MDA	11.67	2.00	0.164	-1.18	8/28/95 9:25
6	-0.989	1.48	<MDA	7.98	2.18	2.99	<MDA	11.67	2.00	-0.336	0.82	8/28/95 9:27
7	0.484	1.48	<MDA	7.98	3.51	3.27	<MDA	11.67	2.00	0.164	1.32	8/28/95 9:29
8	-0.989	1.48	<MDA	7.98	2.18	2.99	<MDA	11.67	2.00	-0.336	0.82	8/28/95 9:31
9	-0.989	1.48	<MDA	7.98	-3.13	1.36	<MDA	11.67	2.00	-0.336	-1.18	8/28/95 9:33
10	-0.989	1.48	<MDA	7.98	-4.46	1.36	<MDA	11.67	2.00	-0.336	-1.68	8/28/95 9:36
11	0.484	1.48	<MDA	7.98	2.18	2.99	<MDA	11.67	2.00	0.164	0.82	8/28/95 9:38

UNIT: 134-1
SN: 01-368
DATE: 5-11-95
BY: CV/VT

**SURVEY UNIT 1-34
ATTACHMENT MAP**

BUILDING NORTH →



Blairsville Point Survey Form #003

Survey Serial #:	01-369
Survey Section:	1
Survey Unit:	20
Survey Sub-unit:	1

Alpha Survey Instruments				
Inst. S/N	Inst. Code	Eff. %	Corr. Fac.	Bkg. CPM
1517	7	19.7	5.08	0


Beta Survey Instruments				
Inst. S/N	Inst. Code	Eff. %	Corr. Fac.	Bkg. CPM
1601	13	34.6	2.89	270

Gamma or Beta/Gamma Instruments			
Inst. S/N	Inst. Code	Bkg.	Detection Type

Classification:	5
Survey Type:	UPPER
Survey Date:	5/15/95
Count Date:	8/28/95

Alpha Counting Instruments				
Inst. S/N	Inst. Code	Eff. %	Corr. Fac.	Bkg. CPM
13295	2	33.96	2.94	0.34

Beta Counting Instruments				
Inst. S/N	Inst. Code	Eff. %	Corr. Fac.	Bkg. CPM
13295	3	37.6	2.66	1.68

Surveyor:	A.V.TAYLOR/C.VERGARI
Signature:	

Surface Description	Coordinates		Gamma at 1m uR/hr	Gamma Inst. Code	Beta/Gamma Contact mR/hr	Beta/Gamma Code	Contact Gross 1 min. Count Alpha	Alpha Inst. Code	Contact Gross 1 min. Count Beta	Beta Inst. Code	Scan Contact Gross CPM		Removable DPM/100 cm2 Alpha	Alpha Count Code	Removable DPM/100 cm2 Beta	Beta Count Code	Comments
	X	Y									Max Beta	Avg Beta					
	CEILING	1									-1	N/A					
CEILING	1	-2	N/A	N/A	N/A	N/A	1	7	251	13	344	240	-0.99	2	-1.80	3	PAINTED METAL
CEILING	1	-3	N/A	N/A	N/A	N/A	1	7	261	13	422	260	0.48	2	4.84	3	PAINTED METAL
CEILING	1	-4	N/A	N/A	N/A	N/A	2	7	220	13	374	220	0.48	2	0.85	3	PAINTED METAL
CEILING	1	-5	N/A	N/A	N/A	N/A	1	7	201	13	386	230	1.96	2	3.51	3	PAINTED METAL
CEILING	1	-6	N/A	N/A	N/A	N/A	1	7	246	13	424	220	0.48	2	-3.13	3	PAINTED METAL
CEILING	1	-7	N/A	N/A	N/A	N/A	2	7	234	13	307	210	-0.99	2	0.85	3	PAINTED METAL
CEILING	1	-8	N/A	N/A	N/A	N/A	0	7	260	13	396	230	-0.99	2	0.85	3	PAINTED METAL
CEILING	1	-9	N/A	N/A	N/A	N/A	2	7	233	13	527	220	0.48	2	2.18	3	PAINTED METAL
CEILING	1	-10	N/A	N/A	N/A	N/A	3	7	211	13	742	230	1.96	2	6.17	3	PAINTED METAL
CEILING	1	-11	N/A	N/A	N/A	N/A	3	7	247	13	786	200	3.43	2	-4.46	3	PAINTED METAL
CEILING	1	-12	N/A	N/A	N/A	N/A	1	7	254	13	465	240	0.48	2	2.18	3	PAINTED METAL
CEILING	1	-13	N/A	N/A	N/A	N/A	1	7	300	13	740	240	1.96	2	7.50	3	PAINTED METAL
CEILING	1	-14	N/A	N/A	N/A	N/A	2	7	224	13	1320	230	1.96	2	-1.80	3	ON LIGHT
CEILING	1	-15	N/A	N/A	N/A	N/A	2	7	235	13	1470	240	1.96	2	2.18	3	ON CABLE TRAY
CEILING	2	-1	N/A	N/A	N/A	N/A	2	7	238	13	370	220	0.48	2	0.85	3	PAINTED METAL
CEILING	2	-2	N/A	N/A	N/A	N/A	2	7	246	13	387	210	0.48	2	-3.13	3	PAINTED METAL
CEILING	2	-3	N/A	N/A	N/A	N/A	1	7	226	13	397	230	4.90	2	7.50	3	PAINTED METAL
CEILING	2	-4	N/A	N/A	N/A	N/A	1	7	228	13	399	220	3.43	2	-0.47	3	PAINTED METAL
CEILING	2	-5	N/A	N/A	N/A	N/A	3	7	250	13	457	240	-0.99	2	-3.13	3	PAINTED METAL
CEILING	2	-6	N/A	N/A	N/A	N/A	3	7	261	13	369	240	-0.99	2	-1.80	3	PAINTED METAL
CEILING	2	-7	N/A	N/A	N/A	N/A	0	7	234	13	377	220	0.48	2	3.51	3	PAINTED METAL
CEILING	2	-8	N/A	N/A	N/A	N/A	3	7	260	13	464	210	0.48	2	2.18	3	PAINTED METAL

Blairsville Point Survey Form #003

Survey Serial #:	01-369
------------------	--------

Survey Section:	1
-----------------	---

Survey Unit:	20
--------------	----

Survey Sub-unit:	1
------------------	---

Classification:	5
-----------------	---

Survey Type:	UPPER
--------------	-------

Survey Date:	5/15/95
--------------	---------

Count Date:	8/28/95
-------------	---------

Alpha Survey Instruments				
Inst. S/N	Inst. Code	Eff. %	Corr. Fac.	Bkg. CPM
1517	7	19.7	5.08	0


Beta Survey Instruments				
Inst. S/N	Inst. Code	Eff. %	Corr. Fac.	Bkg. CPM
1601	13	34.6	2.89	270

Gamma or Beta/Gamma Instruments			
Inst. S/N	Inst. Code	Bkg.	Detection Type

Alpha Counting Instruments				
Inst. S/N	Inst. Code	Eff. %	Corr. Fac.	Bkg. CPM
13295	2	33.96	2.94	0.34

Beta Counting Instruments				
Inst. S/N	Inst. Code	Eff. %	Corr. Fac.	Bkg. CPM
13295	3	37.6	2.66	1.68

Surveyor:	A.V.TAYLOR/C.VERGARI
-----------	----------------------

Signature: 

Surface Description	Coordinates		Gamma at 1m	Gamma Inst.	Beta/Gamma Contact	Beta/Gamma Code	Contact Gross 1 min. Count	Alpha Inst.	Contact Gross 1 min. Count	Beta Inst.	Scan Contact Gross CPM		Removable DPM/100 cm2	Alpha Count	Removable DPM/100 cm2	Beta Count	Comments
	X	Y	uR/hr	Code	mR/hr	Code	Alpha	Code	Beta	Code	Max Beta	Avg Beta	Alpha	Code	Beta	Code	
	CEILING	2	-9	N/A	N/A	N/A	N/A	3	7	217	13	545	230	1.96	2	2.18	
CEILING	2	-10	N/A	N/A	N/A	N/A	1	7	224	13	1060	240	1.96	2	0.85	3	"I" BEAM
CEILING	2	-11	N/A	N/A	N/A	N/A	1	7	244	13	1160	230	1.96	2	0.85	3	"I" BEAM
CEILING	2	-12	N/A	N/A	N/A	N/A	2	7	253	13	1620	240	-0.99	2	3.51	3	"I" BEAM
CEILING	2	-13	N/A	N/A	N/A	N/A	0	7	288	13	1530	250	0.48	2	0.85	3	"I" BEAM
CEILING	2	-14	N/A	N/A	N/A	N/A	3	7	272	13	1690	220	0.48	2	-1.80	3	"I" BEAM
CEILING	2	-15	N/A	N/A	N/A	N/A	2	7	241	13	2900	240	3.43	2	-1.80	3	"I" BEAM
CEILING	3	-10	N/A	N/A	N/A	N/A	0	7	224	13	1210	240	-0.99	2	-1.80	3	"I" BEAM
CEILING	3	-11	N/A	N/A	N/A	N/A	0	7	263	13	729	260	21.10	2	32.77	3	"I" BEAM
CEILING	3	-12	N/A	N/A	N/A	N/A	1	7	249	13	1250	240	-0.99	2	2.18	3	"I" BEAM
CEILING	3	-13	N/A	N/A	N/A	N/A	2	7	266	13	1480	240	0.48	2	-0.47	3	"I" BEAM
CEILING	3	-14	N/A	N/A	N/A	N/A	1	7	248	13	1270	250	-0.99	2	-1.80	3	"I" BEAM
CEILING	3	-15	N/A	N/A	N/A	N/A	2	7	246	13	2910	240	0.48	2	4.84	3	"I" BEAM
CEILING	4	-10	N/A	N/A	N/A	N/A	2	7	259	13	1680	280	3.43	2	4.84	3	"I" BEAM
CEILING	4	-11	N/A	N/A	N/A	N/A	1	7	224	13	2910	260	1.96	2	-1.80	3	"I" BEAM
CEILING	4	-12	N/A	N/A	N/A	N/A	0	7	275	13	5430	280	1.96	2	2.18	3	"I" BEAM
CEILING	4	-13	N/A	N/A	N/A	N/A	7	7	255	13	10000	320	0.48	2	-0.47	3	"I" BEAM
CEILING	4	-14	N/A	N/A	N/A	N/A	18	7	295	13	11500	400	-0.99	2	4.84	3	"I" BEAM
CEILING	4	-15	N/A	N/A	N/A	N/A	12	7	276	13	9760	500	0.48	2	-1.80	3	"I" BEAM
CEILING	5	-10	N/A	N/A	N/A	N/A	8	7	245	13	1450	270	-0.99	2	2.18	3	"I" BEAM
CEILING	5	-11	N/A	N/A	N/A	N/A	2	7	226	13	1160	260	12.26	2	4.84	3	"I" BEAM
CEILING	5	-12	N/A	N/A	N/A	N/A	2	7	263	13	7200	240	1.96	2	-0.47	3	"I" BEAM
CEILING	5	-13	N/A	N/A	N/A	N/A	3	7	287	13	33000	400	-0.99	2	-0.47	3	"I" BEAM

Blairsville Point Survey Form #003

Survey Serial #: 01-369

Survey Section: 1

Survey Unit: 20

Survey Sub-unit: 1

Classification: 5

Survey Type: UPPER

Survey Date: 5/15/95

Count Date: 8/28/95

Alpha Survey Instruments				
Inst. S/N	Inst. Code	Eff. %	Corr. Fac.	Bkg. CPM
1517	7	19.7	5.08	0


Beta Survey Instruments				
Inst. S/N	Inst. Code	Eff. %	Corr. Fac.	Bkg. CPM
1601	13	34.6	2.89	270

Alpha Counting Instruments				
Inst. S/N	Inst. Code	Eff. %	Corr. Fac.	Bkg. CPM
13295	2	33.96	2.94	0.34

Beta Counting Instruments				
Inst. S/N	Inst. Code	Eff. %	Corr. Fac.	Bkg. CPM
13295	3	37.6	2.66	1.68

Gamma or Beta/Gamma Instruments			
Inst. S/N	Inst. Code	Bkg.	Detection Type

Surveyor: A.V. TAYLOR/C. VERGARI

Signature: 

Surface Description	Coordinates		Gamma at 1m	Gamma Inst.	Beta/Gamma Contact	Beta/Gamma	Contact Gross 1 min. Count	Alpha Inst.	Contact Gross 1 min. Count	Beta Inst.	Scan Contact Gross CPM		Removable DPM/100 cm2	Alpha Count	Removable DPM/100 cm2	Beta Count	Comments
	X	Y	uR/hr	Code	mR/hr	Code	Alpha	Beta	Code	Max Beta	Avg Beta	Alpha	Code	Beta	Code		
CEILING	5	-14	N/A	N/A	N/A	N/A	1	7	368	13	39600	290	0.48	2	-0.47	3	"I" BEAM
CEILING	5	-15	N/A	N/A	N/A	N/A	0	7	313	13	24200	400	1.96	2	-1.80	3	"I" BEAM

LB5100-W Low Background Counting System -- Smear Analysis

Date: 8/28/95
 Counting Unit id: 1
 Data file name: C:\LBXL\UNIT1\B01-369.XLD
 Batch Ended: 8/28/95 11:24
 Crosstalk Correction: Not Applied

Alpha activity action level (DPM): 20.00
 Beta activity action level (DPM): 200.00
 Certainty level for MDA and flags: 95.00%
 High Voltage Setting: 1440

Application Revision: 3
 Application Version: Standard

Batch ID: BLAIRSVILLE 1-20-1

Alpha efficiency log file: th230ab			
Alpha Efficiency: 33.96%			
Alpha to Beta Crosstalk: 24.36%			
Alpha Background (CPM): 0.335714286			
Alpha Correction Factor: 1.000			
Beta efficiency log file: tc99ab			
Beta Efficiency: 37.60%			
Beta into Alpha Crosstalk: 0.17%			
Beta Background (CPM): 1.678571429			
Beta Correction Factor: 1.000			
Count time (min)	Alpha CPM	Beta CPM	Completion Date - Time
2.00	3.664	3.82	8/28/95 9:40
2.00	-0.336	-0.68	8/28/95 9:42
2.00	0.164	1.82	8/28/95 9:45
2.00	0.164	0.32	8/28/95 9:47
2.00	0.664	1.32	8/28/95 9:49
2.00	0.164	-1.18	8/28/95 9:51
2.00	-0.336	0.32	8/28/95 9:54
2.00	-0.336	0.32	8/28/95 9:56
2.00	0.164	0.82	8/28/95 9:58
2.00	0.664	2.32	8/28/95 10:00
2.00	1.164	-1.68	8/28/95 10:02
2.00	0.164	0.82	8/28/95 10:05
2.00	0.664	2.82	8/28/95 10:07
2.00	0.664	-0.68	8/28/95 10:09
2.00	0.664	0.82	8/28/95 10:11
2.00	0.164	0.32	8/28/95 10:13
2.00	0.164	-1.18	8/28/95 10:16
2.00	1.664	2.82	8/28/95 10:18
2.00	1.164	-0.18	8/28/95 10:20
2.00	-0.336	-1.18	8/28/95 10:22
2.00	-0.336	-0.68	8/28/95 10:24
2.00	0.164	1.32	8/28/95 10:27
2.00	0.164	0.82	8/28/95 10:29
2.00	0.664	0.82	8/28/95 10:31

Carrier	Alpha Activity				Beta Activity			
	DPM	σ	flags	MDA	DPM	σ	flags	MDA
12	10.791	4.17	<AL	7.98	10.16	4.42	<AL	11.67
13	-0.989	1.48	<MDA	7.98	-1.80	1.90	<MDA	11.67
14	0.484	1.48	<MDA	7.98	4.84	3.53	<AL	11.67
15	0.484	1.48	<MDA	7.98	0.85	2.68	<MDA	11.67
16	1.956	2.09	<MDA	7.98	3.51	3.27	<MDA	11.67
17	0.484	1.48	<MDA	7.98	-3.13	1.36	<MDA	11.67
18	-0.989	1.48	<MDA	7.98	0.85	2.68	<MDA	11.67
19	-0.989	1.48	<MDA	7.98	0.85	2.68	<MDA	11.67
20	0.484	1.48	<MDA	7.98	2.18	2.99	<MDA	11.67
21	1.956	2.09	<MDA	7.98	6.17	3.77	<AL	11.67
22	3.429	2.56	<AL	7.98	-4.46	1.36	<MDA	11.67
23	0.484	1.48	<MDA	7.98	2.18	2.99	<MDA	11.67
24	1.956	2.09	<MDA	7.98	7.50	4.00	<AL	11.67
25	1.956	2.09	<MDA	7.98	-1.80	1.90	<MDA	11.67
26	1.956	2.09	<MDA	7.98	2.18	2.99	<MDA	11.67
27	0.484	1.48	<MDA	7.98	0.85	2.68	<MDA	11.67
28	0.484	1.48	<MDA	7.98	-3.13	1.36	<MDA	11.67
29	4.901	2.95	<AL	7.98	7.50	4.00	<AL	11.67
30	3.429	2.56	<AL	7.98	-0.47	2.32	<MDA	11.67
31	-0.989	1.48	<MDA	7.98	-3.13	1.36	<MDA	11.67
32	-0.989	1.48	<MDA	7.98	-1.80	1.90	<MDA	11.67
33	0.484	1.48	<MDA	7.98	3.51	3.27	<MDA	11.67
34	0.484	1.48	<MDA	7.98	2.18	2.99	<MDA	11.67
35	1.956	2.09	<MDA	7.98	2.18	2.99	<MDA	11.67

LB5100-W Low Background Counting System – Smear Analysis

Date: 8/28/95
 Counting Unit id: 1
 Data file name: C:\LBXL\UNIT1\B01-369.XLD
 Batch Ended: 8/28/95 11:24
 Crosstalk Correction: Not Applied

Alpha activity action level (DPM): 20.00
 Beta activity action level (DPM): 200.00
 Certainty level for MDA and flags: 95.00%
 High Voltage Setting: 1440

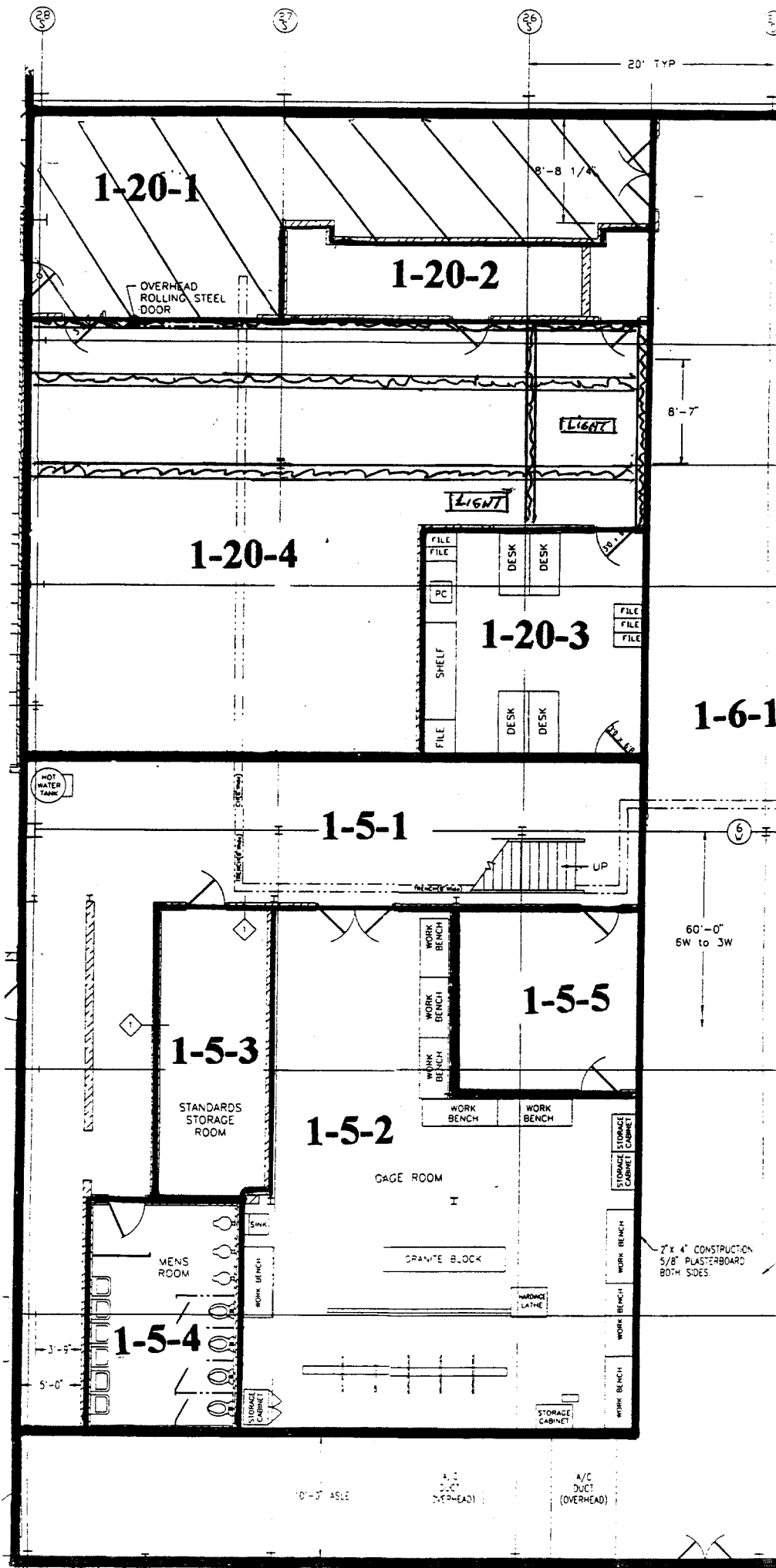
Application Revision: 3
 Application Version: Standard

Alpha efficiency log file: th230ab
 Alpha Efficiency: 33.96%
 Alpha to Beta Crosstalk: 24.36%
 Alpha Background (CPM): 0.335714286
 Alpha Correction Factor: 1.000

Beta efficiency log file: tc99ab
 Beta Efficiency: 37.60%
 Beta into Alpha Crosstalk: 0.17%
 Beta Background (CPM): 1.678571429
 Beta Correction Factor: 1.000

Carrier	Alpha Activity				Beta Activity				Count time (min)	Alpha CPM	Beta CPM	Completion Date - Time
	DPM	σ	flags	MDA	DPM	σ	flags	MDA				
	36	1.956	2.09	<MDA	7.98	0.85	2.68	<MDA				
37	1.956	2.09	<MDA	7.98	0.85	2.68	<MDA	11.67	2.00	0.664	0.32	8/28/95 10:36
39	-0.989	1.48	<MDA	7.98	3.51	3.27	<MDA	11.67	2.00	-0.336	1.32	8/28/95 10:38
38	0.484	1.48	<MDA	7.98	0.85	2.68	<MDA	11.67	2.00	0.164	0.32	8/28/95 10:40
40	0.484	1.48	<MDA	7.98	-1.80	1.90	<MDA	11.67	2.00	0.164	-0.68	8/28/95 10:42
41	3.429	2.56	<AL	7.98	-1.80	1.90	<MDA	11.67	2.00	1.164	-0.68	8/28/95 10:44
42	-0.989	1.48	<MDA	7.98	-1.80	1.90	<MDA	11.67	2.00	-0.336	-0.68	8/28/95 10:47
43	21.099	5.72	At AL	7.98	32.77	7.07	<AL	11.67	2.00	7.164	12.32	8/28/95 10:49
44	-0.989	1.48	<MDA	7.98	2.18	2.99	<MDA	11.67	2.00	-0.336	0.82	8/28/95 10:51
45	0.484	1.48	<MDA	7.98	-0.47	2.32	<MDA	11.67	2.00	0.164	-0.18	8/28/95 10:53
46	-0.989	1.48	<MDA	7.98	-1.80	1.90	<MDA	11.67	2.00	-0.336	-0.68	8/28/95 10:55
47	0.484	1.48	<MDA	7.98	4.84	3.53	<AL	11.67	2.00	0.164	1.82	8/28/95 10:58
48	3.429	2.56	<AL	7.98	4.84	3.53	<AL	11.67	2.00	1.164	1.82	8/28/95 11:00
49	1.956	2.09	<MDA	7.98	-1.80	1.90	<MDA	11.67	2.00	0.664	-0.68	8/28/95 11:02
50	1.956	2.09	<MDA	7.98	2.18	2.99	<MDA	11.67	2.00	0.664	0.82	8/28/95 11:04
1	0.484	1.48	<MDA	7.98	-0.47	2.32	<MDA	11.67	2.00	0.164	-0.18	8/28/95 11:07
2	-0.989	1.48	<MDA	7.98	4.84	3.53	<AL	11.67	2.00	-0.336	1.82	8/28/95 11:09
3	0.484	1.48	<MDA	7.98	-1.80	1.90	<MDA	11.67	2.00	0.164	-0.68	8/28/95 11:11
4	-0.989	1.48	<MDA	7.98	2.18	2.99	<MDA	11.67	2.00	-0.336	0.82	8/28/95 11:13
5	12.264	4.43	<AL	7.98	4.84	3.53	<AL	11.67	2.00	4.164	1.82	8/28/95 11:15
6	1.956	2.09	<MDA	7.98	-0.47	2.32	<MDA	11.67	2.00	0.664	-0.18	8/28/95 11:18
7	-0.989	1.48	<MDA	7.98	-0.47	2.32	<MDA	11.67	2.00	-0.336	-0.18	8/28/95 11:20
8	0.484	1.48	<MDA	7.98	-0.47	2.32	<MDA	11.67	2.00	0.164	-0.18	8/28/95 11:22
9	1.956	2.09	<MDA	7.98	-1.80	1.90	<MDA	11.67	2.00	0.664	-0.68	8/28/95 11:24

WJF: 1-20-1
S.N. 01369
DATE: 5-15-95
BY: C.V.D.J.



Blairsville Point Survey Form #003

Survey Serial #:	01-370
Survey Section:	1
Survey Unit:	20
Survey Sub-unit:	3

Alpha Survey Instruments				
Inst. S/N	Inst. Code	Eff. %	Corr. Fac.	Bkg. CPM
1517	7	19.7	5.08	2

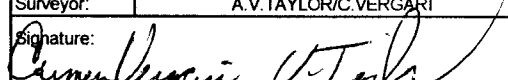
Beta Survey Instruments				
Inst. S/N	Inst. Code	Eff. %	Corr. Fac.	Bkg. CPM
1601	13	34.6	2.89	210
5245	17	23.3	4.29	50

Gamma or Beta/Gamma Instruments			
Inst. S/N	Inst. Code	Bkg.	Detection Type

Classification:	5
Survey Type:	UPPER
Survey Date:	5/17/95
Count Date:	8/28/95

Alpha Counting Instruments				
Inst. S/N	Inst. Code	Eff. %	Corr. Fac.	Bkg. CPM
13295	2	33.96	2.94	0.34

Beta Counting Instruments				
Inst. S/N	Inst. Code	Eff. %	Corr. Fac.	Bkg. CPM
13295	3	37.6	2.66	1.68

Surveyor:	A.V.TAYLOR/C.VERGARI
Signature:	

Surface Description	Coordinates		Gamma at 1m uR/hr	Gamma Inst. Code	Beta/Gamma Contact mR/hr	Beta/Gamma Code	Contact Gross 1 min. Count Alpha	Alpha Inst. Code	Contact Gross 1 min. Count Beta	Beta Inst. Code	Scan Contact Gross CPM		Removable DPM/100 cm2 Alpha	Alpha Count Code	Removable DPM/100 cm2 Beta	Beta Count Code	Comments
	X	Y									Max Beta	Avg Beta					
	1" BEAM	1									0	N/A					
1" BEAM	0	-0.5	N/A	N/A	N/A	N/A	N/A	N/A	N/A	13	1250	900	-0.99	2	-0.47	3	PAINTED METAL
1" BEAM	0	-0.5	N/A	N/A	N/A	N/A	N/A	N/A	N/A	17	700	150	-0.99	2	-0.47	3	PAINTED METAL
1" BEAM	2	0	N/A	N/A	N/A	N/A	N/A	N/A	N/A	17	500	70	-0.99	2	-1.80	3	PAINTED METAL
1" BEAM	3	0	N/A	N/A	N/A	N/A	N/A	N/A	N/A	17	90	60	1.96	2	-1.80	3	PAINTED METAL
1" BEAM	4	0	N/A	N/A	N/A	N/A	N/A	N/A	N/A	17	1000	80	-0.99	2	-3.13	3	PAINTED METAL
1" BEAM	5	0	N/A	N/A	N/A	N/A	N/A	N/A	N/A	17	700	70	-0.99	2	-0.47	3	PAINTED METAL
1" BEAM	0	-3	N/A	N/A	N/A	N/A	N/A	N/A	N/A	13	1090	350	0.48	2	3.51	3	PAINTED METAL
1" BEAM	1	-3	N/A	N/A	N/A	N/A	N/A	N/A	N/A	13	667	300	0.48	2	0.85	3	PAINTED METAL
1" BEAM	2	-3	N/A	N/A	N/A	N/A	N/A	N/A	N/A	13	20300	320	-0.99	2	-3.13	3	TO BE REMEDIATED
1" BEAM	3	-3	N/A	N/A	N/A	N/A	N/A	N/A	N/A	13	894	280	0.48	2	-0.47	3	PAINTED METAL
1" BEAM	4	-3	N/A	N/A	N/A	N/A	N/A	N/A	N/A	13	2250	300	-0.99	2	-0.47	3	PAINTED METAL
1" BEAM	5	-3	N/A	N/A	N/A	N/A	N/A	N/A	N/A	13	755	400	0.48	2	-1.80	3	PAINTED METAL
1" BEAM	4	0	N/A	N/A	N/A	N/A	N/A	N/A	N/A	13	1550	390	0.48	2	-0.47	3	PAINTED METAL
1" BEAM	4	-1	N/A	N/A	N/A	N/A	N/A	N/A	N/A	13	2210	350	0.48	2	-3.13	3	PAINTED METAL
1" BEAM	4	-2	N/A	N/A	N/A	N/A	N/A	N/A	N/A	13	1510	380	1.96	2	-3.13	3	PAINTED METAL
1" BEAM	4	-3	N/A	N/A	N/A	N/A	N/A	N/A	N/A	13	645	400	1.96	2	-4.46	3	PAINTED METAL
1" BEAM	4	-4	N/A	N/A	N/A	N/A	N/A	N/A	N/A	13	924	360	-0.99	2	0.85	3	PAINTED METAL
1" BEAM	4	-5	N/A	N/A	N/A	N/A	N/A	N/A	N/A	13	1230	380	0.48	2	-3.13	3	PAINTED METAL
1" BEAM	2	0	N/A	N/A	N/A	N/A	N/A	N/A	N/A	13	1370	440	-0.99	2	-0.47	3	PAINTED METAL
1" BEAM	2	-1	N/A	N/A	N/A	N/A	N/A	N/A	N/A	13	578	420	-0.99	2	0.85	3	PAINTED METAL
1" BEAM	2	-2	N/A	N/A	N/A	N/A	N/A	N/A	N/A	13	1500	450	1.96	2	-1.80	3	PAINTED METAL
1" BEAM	2	-3	N/A	N/A	N/A	N/A	N/A	N/A	N/A	13	1330	390	-0.99	2	-3.13	3	PAINTED METAL

Blairsville Point Survey Form #003

Survey Serial #:	01-370
------------------	--------

Survey Section:	1
-----------------	---

Survey Unit:	20
--------------	----

Survey Sub-unit:	3
------------------	---

Classification:	5
-----------------	---

Survey Type:	UPPER
--------------	-------

Survey Date:	5/17/95
--------------	---------

Count Date:	8/28/95
-------------	---------


Alpha Survey Instruments				
Inst. S/N	Inst. Code	Eff. %	Corr. Fac.	Bkg. CPM
1517	7	19.7	5.08	2

Beta Survey Instruments				
Inst. S/N	Inst. Code	Eff. %	Corr. Fac.	Bkg. CPM
1601	13	34.6	2.89	210
5245	17	23.3	4.29	50

Gamma or Beta/Gamma Instruments			
Inst. S/N	Inst. Code	Bkg.	Detection Type

Alpha Counting Instruments				
Inst. S/N	Inst. Code	Eff. %	Corr. Fac.	Bkg. CPM
13295	2	33.96	2.94	0.34

Beta Counting Instruments				
Inst. S/N	Inst. Code	Eff. %	Corr. Fac.	Bkg. CPM
13295	3	37.6	2.66	1.68

Surveyor:	A.V.TAYLOR/C.VERGARI
Signature:	

Surface Description	Coordinates		Gamma at 1m uR/hr	Gamma Inst. Code	Beta/Gamma Contact mR/hr	Beta/Gamma Code	Contact Gross 1 min. Count Alpha	Alpha Inst. Code	Contact Gross 1 min. Count Beta	Beta Inst. Code	Scan Contact Gross CPM		Removable DPM/100 cm2 Alpha	Alpha Count Code	Removable DPM/100 cm2 Beta	Beta Count Code	Comments
											Max Beta	Avg Beta					
	X	Y															
1" BEAM	2	-4	N/A	N/A	N/A	N/A	N/A	N/A	N/A	13	1420	630	0.48	2	-0.47	3	100 CPM w/E-520
1" BEAM	2	-5	N/A	N/A	N/A	N/A	N/A	N/A	N/A	13	1230	490	-0.99	2	-1.80	3	PAINTED METAL
1" BEAM	0	-1	N/A	N/A	N/A	N/A	N/A	N/A	N/A	13	1200	420	-0.99	2	-3.13	3	PAINTED METAL
1" BEAM	0	-2	N/A	N/A	N/A	N/A	N/A	N/A	N/A	13	1730	640	-0.99	2	-4.46	3	PAINTED METAL
1" BEAM	0	-3	N/A	N/A	N/A	N/A	N/A	N/A	N/A	13	902	660	-0.99	2	-1.80	3	PAINTED METAL
1" BEAM	0	-4	N/A	N/A	N/A	N/A	N/A	N/A	N/A	13	748	520	0.48	2	-1.80	3	PAINTED METAL
1" BEAM	0	-5	N/A	N/A	N/A	N/A	N/A	N/A	N/A	13	4570	550	0.48	2	0.85	3	TO BR REMEDIATED

LB5100-W Low Background Counting System -- Smear Analysis

Date: 8/28/95
 Counting Unit id: 1
 Data file name: C:\LBXL\UNIT1\B01-370.XLD
 Batch Ended: 8/28/95 12:31
 Crosstalk Correction: Not Applied

Alpha activity action level (DPM): 20.00
 Beta activity action level (DPM): 200.00
 Certainty level for MDA and flags: 95.00%
 High Voltage Setting: 1440

Application Revision: 3
 Application Version: Standard

Batch ID: BLAIRSVILLE 1-20-3

Alpha efficiency log file: th230ab Alpha Efficiency: 33.96% Alpha to Beta Crosstalk: 24.36% Alpha Background (CPM): 0.335714286 Alpha Correction Factor: 1.000			
Beta efficiency log file: tc99ab Beta Efficiency: 37.60% Beta into Alpha Crosstalk: 0.17% Beta Background (CPM): 1.678571429 Beta Correction Factor: 1.000			
Count time (min)	Alpha CPM	Beta CPM	Completion Date - Time
2.00	0.664	-0.18	8/28/95 11:27
2.00	-0.336	-0.18	8/28/95 11:29
2.00	-0.336	-0.18	8/28/95 11:31
2.00	-0.336	-0.68	8/28/95 11:33
2.00	0.664	-0.68	8/28/95 11:35
2.00	-0.336	-1.18	8/28/95 11:38
2.00	-0.336	-0.18	8/28/95 11:40
2.00	0.164	1.32	8/28/95 11:42
2.00	0.164	0.32	8/28/95 11:44
2.00	-0.336	-1.18	8/28/95 11:47
2.00	0.164	-0.18	8/28/95 11:49
2.00	-0.336	-0.18	8/28/95 11:51
2.00	0.164	-0.68	8/28/95 11:53
2.00	0.164	-0.18	8/28/95 11:55
2.00	0.164	-1.18	8/28/95 11:57
2.00	0.664	-1.18	8/28/95 12:00
2.00	0.664	-1.68	8/28/95 12:02
2.00	-0.336	0.32	8/28/95 12:04
2.00	0.164	-1.18	8/28/95 12:06
2.00	-0.336	-0.18	8/28/95 12:09
2.00	-0.336	0.32	8/28/95 12:11
2.00	0.664	-0.68	8/28/95 12:13
2.00	-0.336	-1.18	8/28/95 12:15
2.00	0.164	-0.18	8/28/95 12:17

Carrier	Alpha Activity				Beta Activity			
	DPM	σ	flags	MDA	DPM	σ	flags	MDA
10	1.956	2.09	<MDA	7.98	-0.47	2.32	<MDA	11.67
11	-0.989	1.48	<MDA	7.98	-0.47	2.32	<MDA	11.67
12	-0.989	1.48	<MDA	7.98	-0.47	2.32	<MDA	11.67
13	-0.989	1.48	<MDA	7.98	-1.80	1.90	<MDA	11.67
14	1.956	2.09	<MDA	7.98	-1.80	1.90	<MDA	11.67
15	-0.989	1.48	<MDA	7.98	-3.13	1.36	<MDA	11.67
16	-0.989	1.48	<MDA	7.98	-0.47	2.32	<MDA	11.67
17	0.484	1.48	<MDA	7.98	3.51	3.27	<MDA	11.67
18	0.484	1.48	<MDA	7.98	0.85	2.68	<MDA	11.67
19	-0.989	1.48	<MDA	7.98	-3.13	1.36	<MDA	11.67
20	0.484	1.48	<MDA	7.98	-0.47	2.32	<MDA	11.67
21	-0.989	1.48	<MDA	7.98	-0.47	2.32	<MDA	11.67
22	0.484	1.48	<MDA	7.98	-1.80	1.90	<MDA	11.67
23	0.484	1.48	<MDA	7.98	-0.47	2.32	<MDA	11.67
24	0.484	1.48	<MDA	7.98	-3.13	1.36	<MDA	11.67
25	1.956	2.09	<MDA	7.98	-3.13	1.36	<MDA	11.67
26	1.956	2.09	<MDA	7.98	-4.46	1.36	<MDA	11.67
27	-0.989	1.48	<MDA	7.98	0.85	2.68	<MDA	11.67
28	0.484	1.48	<MDA	7.98	-3.13	1.36	<MDA	11.67
29	-0.989	1.48	<MDA	7.98	-0.47	2.32	<MDA	11.67
30	-0.989	1.48	<MDA	7.98	0.85	2.68	<MDA	11.67
31	1.956	2.09	<MDA	7.98	-1.80	1.90	<MDA	11.67
32	-0.989	1.48	<MDA	7.98	-3.13	1.36	<MDA	11.67
33	0.484	1.48	<MDA	7.98	-0.47	2.32	<MDA	11.67

LB5100-W Low Background Counting System – Smear Analysis

Date: 8/28/95
 Counting Unit id: 1
 Data file name: C:\LBX\UNIT1\B01-370.XLD
 Batch Ended: 8/28/95 12:31
 Crosstalk Correction: Not Applied

Alpha activity action level (DPM): 20.00
 Beta activity action level (DPM): 200.00
 Certainty level for MDA and flags: 95.00%
 High Voltage Setting: 1440

Application Revision: 3
 Application Version: Standard

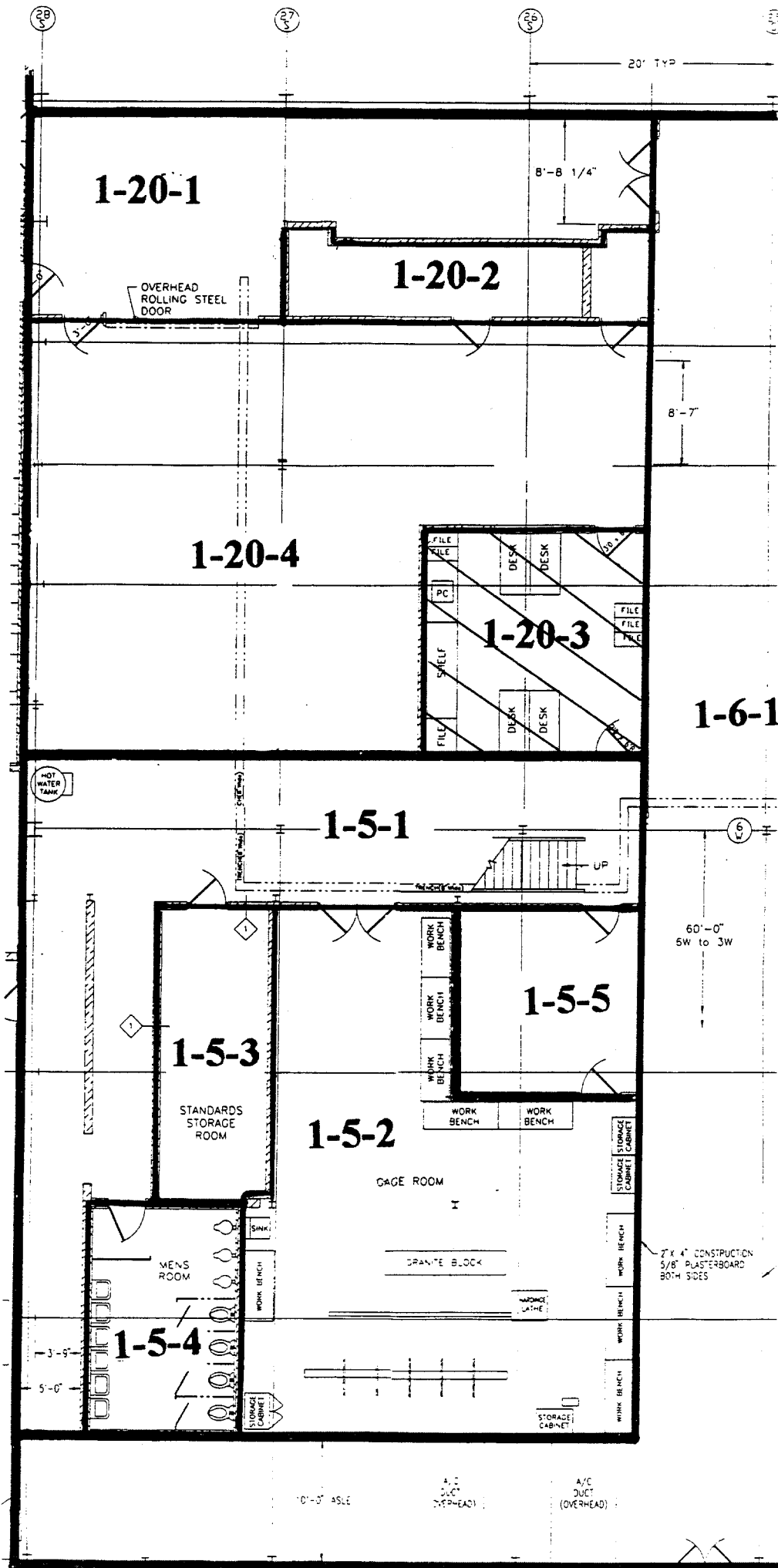
Alpha efficiency log file: th230ab
 Alpha Efficiency: 33.96%
 Alpha to Beta Crosstalk: 24.36%
 Alpha Background (CPM): 0.335714286
 Alpha Correction Factor: 1.000

Beta efficiency log file: tc99ab
 Beta Efficiency: 37.60%
 Beta into Alpha Crosstalk: 0.17%
 Beta Background (CPM): 1.678571429
 Beta Correction Factor: 1.000

Batch ID: BLAIRSVILLE 1-20-3

Carrier	Alpha Activity				Beta Activity				Count time (min)	Alpha CPM	Beta CPM	Completion Date - Time
	DPM	σ	flags	MDA	DPM	σ	flags	MDA				
34	-0.989	1.48	<MDA	7.98	-1.80	1.90	<MDA	11.67	2.00	-0.336	-0.68	8/28/95 12:20
35	-0.989	1.48	<MDA	7.98	-3.13	1.36	<MDA	11.67	2.00	-0.336	-1.18	8/28/95 12:22
36	-0.989	1.48	<MDA	7.98	-4.46	1.36	<MDA	11.67	2.00	-0.336	-1.68	8/28/95 12:24
37	-0.989	1.48	<MDA	7.98	-1.80	1.90	<MDA	11.67	2.00	-0.336	-0.68	8/28/95 12:26
38	0.484	1.48	<MDA	7.98	-1.80	1.90	<MDA	11.67	2.00	0.164	-0.68	8/28/95 12:28
39	0.484	1.48	<MDA	7.98	0.85	2.68	<MDA	11.67	2.00	0.164	0.32	8/28/95 12:31

UNIT: 1-5-2
 SN: C 190
 DATE: 5-17-95
 BY: EV/W



Blairsville Point Survey Form #003

Survey Serial #:	01-371
------------------	--------

Survey Section:	1
-----------------	---

Survey Unit:	5
--------------	---

Survey Sub-unit:	2
------------------	---

Classification:	4
-----------------	---

Survey Type:	UPPER
--------------	-------

Survey Date:	5/18/95
--------------	---------

Count Date:	8/28/95
-------------	---------


Alpha Survey Instruments				
Inst.	Inst.		Corr.	Bkg.
S/N	Code	Eff. %	Fac.	CPM
1517	7	22.1	4.52	5

Beta Survey Instruments				
Inst.	Inst.		Corr.	Bkg.
S/N	Code	Eff. %	Fac.	CPM
1601	13	34.6	2.89	350

Gamma or Beta/Gamma Instruments			
Inst.	Inst.		Detection
S/N	Code	Bkg.	Type

Alpha Counting Instruments				
Inst.	Inst.		Corr.	Bkg.
S/N	Code	Eff. %	Fac.	CPM
13295	2	33.96	2.94	0.34

Beta Counting Instruments				
Inst.	Inst.		Corr.	Bkg.
S/N	Code	Eff. %	Fac.	CPM
13295	3	37.6	2.66	1.68

Surveyor:	V.TAYLOR/C.VERGARI
Signature:	

Surface Description	Coordinates		Gamma at 1m	Gamma Inst.	Beta/Gamma Contact	Beta/Gamma	Contact Gross 1 min. Count	Alpha Inst.	Contact Gross 1 min. Count	Beta Inst.	Scan Contact Gross CPM		Removable DPM/100 cm2	Alpha Count	Removable DPM/100 cm2	Beta Count	Comments
	X	Y	uR/hr	Code	mR/hr	Code	Alpha	Code	Beta	Code	Max Beta	Avg Beta	Alpha	Beta	Code		
CEILING	1	-1	N/A	N/A	N/A	N/A	4	7	319	13	933	320	-0.99	2	-0.47	3	PAINTED CONCRETE
CEILING	2	-1	N/A	N/A	N/A	N/A	3	7	277	13	393	270	-0.69	2	2.45	3	PAINTED CONCRETE
CEILING	3	-1	N/A	N/A	N/A	N/A	10	7	339	13	406	280	-0.11	2	-0.21	3	PAINTED CONCRETE
CEILING	4	-1	N/A	N/A	N/A	N/A	4	7	310	13	395	300	-0.40	2	1.39	3	PAINTED CONCRETE
CEILING	5	-1	N/A	N/A	N/A	N/A	5	7	326	13	400	290	-0.11	2	0.32	3	PAINTED CONCRETE
CEILING	6	-1	N/A	N/A	N/A	N/A	3	7	300	13	406	280	-0.11	2	1.12	3	PAINTED CONCRETE
CEILING	7	-1	N/A	N/A	N/A	N/A	4	7	297	13	395	280	-0.40	2	0.85	3	PAINTED CONCRETE
CEILING	8	-1	N/A	N/A	N/A	N/A	5	7	325	13	416	280	-0.40	2	2.45	3	PAINTED CONCRETE
CEILING	1	-2	N/A	N/A	N/A	N/A	5	7	315	13	552	300	-0.40	2	-1.27	3	PAINTED CONCRETE
CEILING	2	-2	N/A	N/A	N/A	N/A	7	7	350	13	609	270	-0.40	2	0.59	3	PAINTED CONCRETE
CEILING	3	-2	N/A	N/A	N/A	N/A	6	7	318	13	440	280	-0.40	2	0.06	3	PAINTED CONCRETE
CEILING	4	-2	N/A	N/A	N/A	N/A	5	7	352	13	426	260	-0.69	2	0.59	3	PAINTED CONCRETE
CEILING	5	-2	N/A	N/A	N/A	N/A	4	7	299	13	407	300	-0.69	2	-1.27	3	PAINTED CONCRETE
CEILING	6	-2	N/A	N/A	N/A	N/A	6	7	321	13	454	300	-0.11	2	1.92	3	PAINTED CONCRETE
CEILING	7	-2	N/A	N/A	N/A	N/A	5	7	307	13	411	310	-0.69	2	0.85	3	PAINTED CONCRETE
CEILING	8	-2	N/A	N/A	N/A	N/A	5	7	348	13	555	300	-0.11	2	0.59	3	PAINTED CONCRETE
CEILING	1	-3	N/A	N/A	N/A	N/A	6	7	370	13	518	300	-0.69	2	1.39	3	PAINTED CONCRETE
CEILING	2	-3	N/A	N/A	N/A	N/A	8	7	323	13	589	290	-0.40	2	1.92	3	PAINTED CONCRETE
CEILING	3	-3	N/A	N/A	N/A	N/A	3	7	339	13	424	310	0.48	2	1.39	3	PAINTED CONCRETE
CEILING	4	-3	N/A	N/A	N/A	N/A	10	7	318	13	461	300	-0.40	2	2.45	3	PAINTED CONCRETE
CEILING	5	-3	N/A	N/A	N/A	N/A	3	7	330	13	426	310	-0.40	2	-1.54	3	PAINTED CONCRETE
CEILING	6	-3	N/A	N/A	N/A	N/A	7	7	336	13	391	320	-0.11	2	-0.47	3	PAINTED CONCRETE
CEILING	7	-3	N/A	N/A	N/A	N/A	5	7	297	13	404	270	0.48	2	-0.21	3	PAINTED CONCRETE

Blairsville Point Survey Form #003

Survey Serial #:	01-371
------------------	--------

Survey Section:	1
-----------------	---

Survey Unit:	5
--------------	---

Survey Sub-unit:	2
------------------	---

Classification:	4
-----------------	---

Survey Type:	UPPER
--------------	-------

Survey Date:	5/18/95
--------------	---------

Count Date:	8/28/95
-------------	---------


Alpha Survey Instruments				
Inst. S/N	Inst. Code	Eff. %	Corr. Fac.	Bkg. CPM
1517	7	22.1	4.52	5

Beta Survey Instruments				
Inst. S/N	Inst. Code	Eff. %	Corr. Fac.	Bkg. CPM
1601	13	34.6	2.89	350

Gamma or Beta/Gamma Instruments			
Inst. S/N	Inst. Code	Bkg.	Detection Type

Alpha Counting Instruments				
Inst. S/N	Inst. Code	Eff. %	Corr. Fac.	Bkg. CPM
13295	2	33.96	2.94	0.34

Beta Counting Instruments				
Inst. S/N	Inst. Code	Eff. %	Corr. Fac.	Bkg. CPM
13295	3	37.6	2.66	1.68

Surveyor:	V. TAYLOR/C. VERGARI
Signature:	

Surface Description	Coordinates		Gamma at 1m	Gamma Inst.	Beta/Gamma Contact	Beta/Gamma	Contact Gross 1 min. Count	Alpha Inst.	Contact Gross 1 min. Count	Beta Inst.	Scan Contact Gross CPM		Removable DPM/100 cm2	Alpha Count	Removable DPM/100 cm2	Beta Count	Comments
	X	Y	uR/hr	Code	mR/hr	Code	Alpha	Code	Beta	Code	Max Beta	Avg Beta	Alpha	Code	Beta	Code	
CEILING	8	-3	N/A	N/A	N/A	N/A	8	7	338	13	424	290	-0.69	2	0.32	3	PAINTED CONCRETE
CEILING	1	-4	N/A	N/A	N/A	N/A	20	7	339	13	853	280	-0.69	2	1.39	3	PAINTED CONCRETE
CEILING	2	-4	N/A	N/A	N/A	N/A	8	7	349	13	490	300	-0.40	2	2.45	3	PAINTED CONCRETE
CEILING	3	-4	N/A	N/A	N/A	N/A	6	7	319	13	480	300	-0.40	2	-0.74	3	PAINTED CONCRETE
CEILING	4	-4	N/A	N/A	N/A	N/A	4	7	327	13	460	280	-0.99	2	-0.47	3	PAINTED CONCRETE
CEILING	5	-4	N/A	N/A	N/A	N/A	5	7	324	13	410	270	-0.69	2	0.59	3	PAINTED CONCRETE
CEILING	6	-4	N/A	N/A	N/A	N/A	33	7	319	13	433	260	-0.69	2	1.92	3	PAINTED CONCRETE
CEILING	7	-4	N/A	N/A	N/A	N/A	4	7	318	13	460	280	-0.40	2	-1.54	3	PAINTED CONCRETE
CEILING	8	-4	N/A	N/A	N/A	N/A	5	7	358	13	388	250	0.19	2	0.59	3	PAINTED CONCRETE
CEILING	1	-5	N/A	N/A	N/A	N/A	6	7	343	13	540	310	-0.69	2	-1.80	3	PAINTED CONCRETE
CEILING	2	-5	N/A	N/A	N/A	N/A	10	7	323	13	554	350	-0.40	2	-1.54	3	PAINTED CONCRETE
CEILING	3	-5	N/A	N/A	N/A	N/A	5	7	374	13	429	340	-0.11	2	-0.74	3	PAINTED CONCRETE
CEILING	4	-5	N/A	N/A	N/A	N/A	3	7	329	13	392	320	-0.11	2	0.59	3	PAINTED CONCRETE
CEILING	5	-5	N/A	N/A	N/A	N/A	0	7	321	13	400	360	-0.99	2	1.65	3	PAINTED CONCRETE
CEILING	6	-5	N/A	N/A	N/A	N/A	0	7	310	13	479	280	-0.69	2	-0.21	3	PAINTED CONCRETE
CEILING	7	-5	N/A	N/A	N/A	N/A	0	7	301	13	491	240	-0.11	2	-0.47	3	PAINTED CONCRETE
CEILING	8	-5	N/A	N/A	N/A	N/A	2	7	368	13	390	320	-0.99	2	1.12	3	PAINTED CONCRETE

LB5100-W Low Background Counting System – Smear Analysis

Date: 8/29/95
 Counting Unit id: 1
 Data file name: C:\LBXL\UNIT1\B01-371.XLD
 Batch Ended: 8/28/95 19:42
 Crosstalk Correction: Not Applied

Alpha activity action level (DPM): 5.00
 Beta activity action level (DPM): 15.00
 Certainty level for MDA and flags: 95.00%
 High Voltage Setting: 1440

Application Revision: 3
 Application Version: Standard

Alpha efficiency log file: th230ab
 Alpha Efficiency: 33.96%
 Alpha to Beta Crosstalk: 24.36%
 Alpha Background (CPM): 0.335714286
 Alpha Correction Factor: 1.000

Beta efficiency log file: tc99ab
 Beta Efficiency: 37.60%
 Beta into Alpha Crosstalk: 0.17%
 Beta Background (CPM): 1.678571429
 Beta Correction Factor: 1.000

Batch ID: BLAIRSVILLE 1-5-2

Carrier	Alpha Activity				Beta Activity				Count time (min)	Alpha CPM	Beta CPM	Completion Date - Time
	DPM	σ	flags	MDA	DPM	σ	flags	MDA				
51	-0.989	0.33	<MDA	2.63	-0.47	1.07	<MDA	4.43	10.00	-0.336	-0.18	8/28/95 12:51
52	-0.694	0.33	<MDA	2.63	2.45	1.39	<AL	4.43	10.00	-0.236	0.92	8/28/95 13:01
53	-0.105	0.53	<MDA	2.63	-0.21	1.10	<MDA	4.43	10.00	-0.036	-0.08	8/28/95 13:12
54	-0.400	0.44	<MDA	2.63	1.39	1.28	<MDA	4.43	10.00	-0.136	0.52	8/28/95 13:22
55	-0.105	0.53	<MDA	2.63	0.32	1.17	<MDA	4.43	10.00	-0.036	0.12	8/28/95 13:32
56	-0.105	0.53	<MDA	2.63	1.12	1.25	<MDA	4.43	10.00	-0.036	0.42	8/28/95 13:42
57	-0.400	0.44	<MDA	2.63	0.85	1.23	<MDA	4.43	10.00	-0.136	0.32	8/28/95 13:53
58	-0.400	0.44	<MDA	2.63	2.45	1.39	<AL	4.43	10.00	-0.136	0.92	8/28/95 14:03
59	-0.400	0.44	<MDA	2.63	-1.27	0.97	<MDA	4.43	10.00	-0.136	-0.48	8/28/95 14:13
60	-0.400	0.44	<MDA	2.63	0.59	1.20	<MDA	4.43	10.00	-0.136	0.22	8/28/95 14:23
61	-0.400	0.44	<MDA	2.63	0.06	1.14	<MDA	4.43	10.00	-0.136	0.02	8/28/95 14:33
62	-0.694	0.33	<MDA	2.63	0.59	1.20	<MDA	4.43	10.00	-0.236	0.22	8/28/95 14:44
63	-0.694	0.33	<MDA	2.63	-1.27	0.97	<MDA	4.43	10.00	-0.236	-0.48	8/28/95 15:07
64	-0.105	0.53	<MDA	2.63	1.92	1.34	<AL	4.43	10.00	-0.036	0.72	8/28/95 15:17
65	-0.694	0.33	<MDA	2.63	0.85	1.23	<MDA	4.43	10.00	-0.236	0.32	8/28/95 15:27
66	-0.105	0.53	<MDA	2.63	0.59	1.20	<MDA	4.43	10.00	-0.036	0.22	8/28/95 15:37
67	-0.694	0.33	<MDA	2.63	1.39	1.28	<MDA	4.43	10.00	-0.236	0.52	8/28/95 15:48
68	-0.400	0.44	<MDA	2.63	1.92	1.34	<AL	4.43	10.00	-0.136	0.72	8/28/95 15:58
69	0.484	0.67	<MDA	2.63	1.39	1.28	<MDA	4.43	10.00	0.164	0.52	8/28/95 16:08
70	-0.400	0.44	<MDA	2.63	2.45	1.39	<AL	4.43	10.00	-0.136	0.92	8/28/95 16:18
71	-0.400	0.44	<MDA	2.63	-1.54	0.93	<MDA	4.43	10.00	-0.136	-0.58	8/28/95 16:28
73	-0.105	0.53	<MDA	2.63	-0.47	1.07	<MDA	4.43	10.00	-0.036	-0.18	8/28/95 16:39
72	0.484	0.67	<MDA	2.63	-0.21	1.10	<MDA	4.43	10.00	0.164	-0.08	8/28/95 16:49
74	-0.694	0.33	<MDA	2.63	0.32	1.17	<MDA	4.43	10.00	-0.236	0.12	8/28/95 16:59
75	-0.694	0.33	<MDA	2.63	1.39	1.28	<MDA	4.43	10.00	-0.236	0.52	8/28/95 17:09

LB5100-W Low Background Counting System -- Smear Analysis

Date: 8/29/95
 Counting Unit id: 1
 Data file name: C:\LBXL\UNIT1\B01-371.XLD
 Batch Ended: 8/28/95 19:42
 Crosstalk Correction: Not Applied

Alpha activity action level (DPM): 5.00
 Beta activity action level (DPM): 15.00
 Certainty level for MDA and flags: 95.00%

High Voltage Setting: 1440

Application Revision: 3

Application Version: Standard

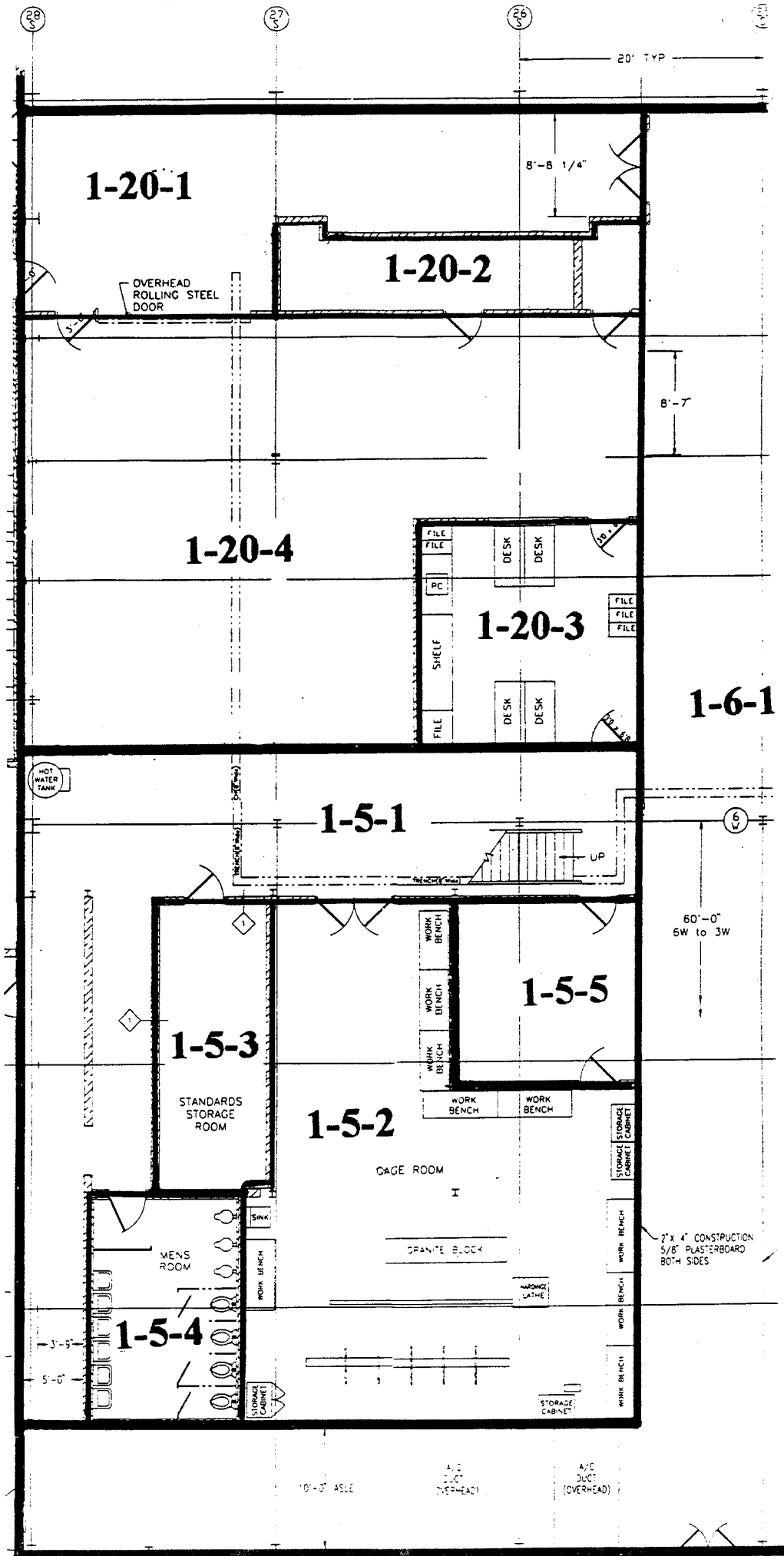
Batch ID: BLAIRSVILLE 1-5-2

Carrier	Alpha Activity				Beta Activity				Count time (min)	Alpha CPM	Beta CPM	Completion Date - Time
	DPM	σ	flags	MDA	DPM	σ	flags	MDA				
76	-0.400	0.44	<MDA	2.63	2.45	1.39	<AL	4.43	10.00	-0.136	0.92	8/28/95 17:19
77	-0.400	0.44	<MDA	2.63	-0.74	1.04	<MDA	4.43	10.00	-0.136	-0.28	8/28/95 17:30
78	-0.989	0.33	<MDA	2.63	-0.47	1.07	<MDA	4.43	10.00	-0.336	-0.18	8/28/95 17:40
79	-0.694	0.33	<MDA	2.63	0.59	1.20	<MDA	4.43	10.00	-0.236	0.22	8/28/95 17:50
80	-0.694	0.33	<MDA	2.63	1.92	1.34	<AL	4.43	10.00	-0.236	0.72	8/28/95 18:00
81	-0.400	0.44	<MDA	2.63	-1.54	0.93	<MDA	4.43	10.00	-0.136	-0.58	8/28/95 18:11
82	0.189	0.61	<MDA	2.63	0.59	1.20	<MDA	4.43	10.00	0.064	0.22	8/28/95 18:21
83	-0.694	0.33	<MDA	2.63	-1.80	0.89	<MDA	4.43	10.00	-0.236	-0.68	8/28/95 18:31
84	-0.400	0.44	<MDA	2.63	-1.54	0.93	<MDA	4.43	10.00	-0.136	-0.58	8/28/95 18:41
85	-0.105	0.53	<MDA	2.63	-0.74	1.04	<MDA	4.43	10.00	-0.036	-0.28	8/28/95 18:51
86	-0.105	0.53	<MDA	2.63	0.59	1.20	<MDA	4.43	10.00	-0.036	0.22	8/28/95 19:02
87	-0.989	0.33	<MDA	2.63	1.65	1.31	<MDA	4.43	10.00	-0.336	0.62	8/28/95 19:12
88	-0.694	0.33	<MDA	2.63	-0.21	1.10	<MDA	4.43	10.00	-0.236	-0.08	8/28/95 19:22
89	-0.105	0.53	<MDA	2.63	-0.47	1.07	<MDA	4.43	10.00	-0.036	-0.18	8/28/95 19:32
90	-0.989	0.33	<MDA	2.63	1.12	1.25	<MDA	4.43	10.00	-0.336	0.42	8/28/95 19:42

Alpha efficiency log file: th230ab
 Alpha Efficiency: 33.96%
 Alpha to Beta Crosstalk: 24.36%
 Alpha Background (CPM): 0.335714286
 Alpha Correction Factor: 1.000

Beta efficiency log file: tc99ab
 Beta Efficiency: 37.60%
 Beta into Alpha Crosstalk: 0.17%
 Beta Background (CPM): 1.678571429
 Beta Correction Factor: 1.000

UNIT 1-20-3
 SN: G.371
 DATE: 5-18-95
 BY: CV/W



Blairsville Point Survey Form #003

Survey Serial #:	01-372
------------------	--------

Survey Section:	1
-----------------	---

Survey Unit:	5
--------------	---

Survey Sub-unit:	2
------------------	---

Classification:	4
-----------------	---

Survey Type:	UPPER
--------------	-------

Survey Date:	5/22/95
--------------	---------

Count Date:	8/29/95
-------------	---------

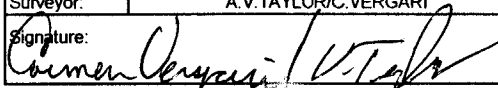
Alpha Survey Instruments				
Inst. S/N	Inst. Code	Eff. %	Corr. Fac.	Bkg. CPM
1517	7	22.1	4.52	5

Beta Survey Instruments				
Inst. S/N	Inst. Code	Eff. %	Corr. Fac.	Bkg. CPM
1601	13	34.6	2.89	350

Gamma or Beta/Gamma Instruments			
Inst. S/N	Inst. Code	Bkg.	Detection Type

Alpha Counting Instruments				
Inst. S/N	Inst. Code	Eff. %	Corr. Fac.	Bkg. CPM
13295	2	33.96	2.94	0.34

Beta Counting Instruments				
Inst. S/N	Inst. Code	Eff. %	Corr. Fac.	Bkg. CPM
13295	3	37.6	2.66	1.68

Surveyor:	A.V.TAYLOR/C.VERGARI
Signature:	

Surface Description	Coordinates		Gamma at 1m	Gamma Inst.	Beta/Gamma Contact	Beta/Gamma Code	Contact Gross 1 min. Count	Alpha Inst.	Contact Gross 1 min. Count	Beta Inst.	Scan Contact Gross CPM		Removable DPM/100 cm2	Alpha Count	Removable DPM/100 cm2	Beta Count	Comments
			uR/hr	Code	mR/hr	Code	Alpha	Code	Beta	Code	Max Beta	Avg Beta	Alpha	Beta	Code		
	X	Y	Code	Code	Code	Code	Code	Code	Code	Code	Code	Code	Code	Code	Code	Code	
CEILING	-4	-6	N/A	N/A	N/A	N/A	5	7	317	13	787	260	-0.99	2	-0.47	3	PAINTED CONCRETE
CEILING	-3	-6	N/A	N/A	N/A	N/A	5	7	327	13	823	340	0.48	2	2.18	3	PAINTED CONCRETE
METAL SCREEN	-2	-6	N/A	N/A	N/A	N/A	9	7	441	13	441	300	0.48	2	4.84	3	
CEILING	-1	-6	N/A	N/A	N/A	N/A	5	7	323	13	58	310	0.48	2	2.18	3	PAINTED CONCRETE
CEILING	0	-6	N/A	N/A	N/A	N/A	2	7	332	13	495	290	-0.99	2	-1.80	3	PAINTED CONCRETE
CEILING	1	-6	N/A	N/A	N/A	N/A	4	7	341	13	577	300	-0.99	2	-4.46	3	PAINTED CONCRETE
CEILING	2	-6	N/A	N/A	N/A	N/A	1	7	318	13	493	290	-0.99	2	6.17	3	PAINTED CONCRETE
CEILING	3	-6	N/A	N/A	N/A	N/A	4	7	352	13	411	320	-0.99	2	-3.13	3	PAINTED CONCRETE
CEILING	4	-6	N/A	N/A	N/A	N/A	6	7	317	13	494	280	-0.99	2	3.51	3	PAINTED CONCRETE
CEILING	5	-6	N/A	N/A	N/A	N/A	2	7	371	13	438	350	0.48	2	-0.47	3	PAINTED CONCRETE
CEILING	6	-6	N/A	N/A	N/A	N/A	3	7	341	13	456	310	-0.99	2	0.85	3	PAINTED CONCRETE
CEILING	7	-6	N/A	N/A	N/A	N/A	3	7	354	13	443	320	-0.99	2	3.51	3	PAINTED CONCRETE
CEILING	8	-6	N/A	N/A	N/A	N/A	7	7	323	13	415	300	3.43	2	-1.80	3	PAINTED CONCRETE
CEILING	-4	-7	N/A	N/A	N/A	N/A	3	7	338	13	479	300	0.48	2	0.85	3	PAINTED CONCRETE
CEILING	-3	-7	N/A	N/A	N/A	N/A	1	7	309	13	669	310	0.48	2	-1.80	3	PAINTED CONCRETE
CEILING	-2	-7	N/A	N/A	N/A	N/A	4	7	294	13	573	280	-0.99	2	-3.13	3	PAINTED CONCRETE
CEILING	-1	-7	N/A	N/A	N/A	N/A	4	7	324	13	578	310	0.48	2	-3.13	3	PAINTED CONCRETE
CEILING	0	-7	N/A	N/A	N/A	N/A	3	7	323	13	488	310	-0.99	2	0.85	3	PAINTED CONCRETE
CEILING	1	-7	N/A	N/A	N/A	N/A	1	7	332	13	480	300	-0.99	2	2.18	3	PAINTED CONCRETE
CEILING	2	-7	N/A	N/A	N/A	N/A	3	7	314	13	434	310	0.48	2	2.18	3	PAINTED CONCRETE
CEILING	3	-7	N/A	N/A	N/A	N/A	5	7	322	13	444	320	0.48	2	-0.47	3	PAINTED CONCRETE
CEILING	4	-7	N/A	N/A	N/A	N/A	2	7	340	13	635	320	0.48	2	-0.47	3	PAINTED CONCRETE
CEILING	5	-7	N/A	N/A	N/A	N/A	2	7	310	13	652	300	-0.99	2	-3.13	3	PAINTED CONCRETE

Blairsville Point Survey Form #003

Survey Serial #: 01-372

Survey Section: 1

Survey Unit: 5

Survey Sub-unit: 2

Classification: 4

Survey Type: UPPER

Survey Date: 5/22/95

Count Date: 8/29/95

Alpha Survey Instruments				
Inst. S/N	Inst. Code	Eff. %	Corr. Fac.	Bkg. CPM
1517	7	22.1	4.52	5

Beta Survey Instruments				
Inst. S/N	Inst. Code	Eff. %	Corr. Fac.	Bkg. CPM
1601	13	34.6	2.89	350

Gamma or Beta/Gamma Instruments			
Inst. S/N	Inst. Code	Bkg.	Detection Type

Alpha Counting Instruments				
Inst. S/N	Inst. Code	Eff. %	Corr. Fac.	Bkg. CPM
13295	2	33.96	2.94	0.34

Beta Counting Instruments				
Inst. S/N	Inst. Code	Eff. %	Corr. Fac.	Bkg. CPM
13295	3	37.6	2.66	1.68

Surveyor: A.V. TAYLOR/C. VERGARI
 Signature: *Carmel Vergari*

Surface Description	Coordinates		Gamma at 1m	Gamma Inst.	Beta/Gamma Contact	Beta/Gamma Code	Contact Gross 1 min. Count	Alpha Inst. Code	Contact Gross 1 min. Count	Beta Inst. Code	Scan Contact Gross CPM		Removable DPM/100 cm2	Alpha Count	Removable DPM/100 cm2	Beta Count	Comments
	X	Y	uR/hr	Code	mR/hr	Code	Alpha	Beta	Code	Code	Max Beta	Avg Beta	Alpha	Beta	Code		
CEILING	6	-7	N/A	N/A	N/A	N/A	2	7	368	13	482	310	-0.99	2	0.85	3	PAINTED CONCRETE
CEILING	7	-7	N/A	N/A	N/A	N/A	2	7	368	13	411	300	-0.99	2	-0.47	3	PAINTED CONCRETE
CEILING	8	-7	N/A	N/A	N/A	N/A	0	7	368	13	401	290	0.48	2	-3.13	3	PAINTED CONCRETE
CEILING	-4	-8	N/A	N/A	N/A	N/A	5	7	317	13	2160	320	0.48	2	2.18	3	PAINTED CONCRETE
CEILING	-3	-8	N/A	N/A	N/A	N/A	1	7	320	13	406	270	1.96	2	-0.47	3	PAINTED CONCRETE
CEILING	-2	-8	N/A	N/A	N/A	N/A	4	7	330	13	1090	290	-0.99	2	0.85	3	PAINTED CONCRETE
CEILING	-1	-8	N/A	N/A	N/A	N/A	3	7	346	13	828	310	0.48	2	3.51	3	PAINTED CONCRETE
CEILING	0	-8	N/A	N/A	N/A	N/A	3	7	332	13	591	280	-0.99	2	-0.47	3	PAINTED CONCRETE
CEILING	1	-8	N/A	N/A	N/A	N/A	3	7	308	13	563	250	-0.99	2	6.17	3	PAINTED CONCRETE
CEILING	2	-8	N/A	N/A	N/A	N/A	5	7	336	13	380	320	-0.99	2	-0.47	3	PAINTED CONCRETE
CEILING	3	-8	N/A	N/A	N/A	N/A	2	7	448	13	485	370	-0.99	2	-1.80	3	PAINTED CONCRETE
CEILING	4	-8	N/A	N/A	N/A	N/A	3	7	299	13	462	260	0.48	2	-0.47	3	PAINTED CONCRETE
CEILING	5	-8	N/A	N/A	N/A	N/A	6	7	308	13	481	290	-0.99	2	-4.46	3	PAINTED CONCRETE
CEILING	6	-8	N/A	N/A	N/A	N/A	5	7	357	13	441	310	-0.99	2	-0.47	3	PAINTED CONCRETE
CEILING	7	-8	N/A	N/A	N/A	N/A	4	7	332	13	481	320	-0.99	2	-0.47	3	PAINTED CONCRETE
CEILING	8	-8	N/A	N/A	N/A	N/A	3	7	330	13	446	260	-0.99	2	-0.47	3	PAINTED CONCRETE
I"BEAM	-4	-9	N/A	N/A	N/A	N/A	1	7	255	13	2460	300	-0.99	2	3.51	3	PAINTED CONCRETE
I"BEAM	-3	-9	N/A	N/A	N/A	N/A	2	7	308	13	291	290	0.48	2	2.18	3	SOUTH WALL
I"BEAM	-2	-9	N/A	N/A	N/A	N/A	5	7	294	13	2150	290	1.96	2	4.84	3	SOUTH WALL
I"BEAM	-1	-9	N/A	N/A	N/A	N/A	2	7	297	13	1280	300	-0.99	2	-3.13	3	SOUTH WALL
CEILING	0	-9	N/A	N/A	N/A	N/A	3	7	296	13	840	310	-0.99	2	-3.13	3	PAINTED CONCRETE
CEILING	1	-9	N/A	N/A	N/A	N/A	1	7	315	13	488	280	0.48	2	-1.80	3	PAINTED CONCRETE
CEILING	2	-9	N/A	N/A	N/A	N/A	2	7	335	13	694	280	-0.99	2	-0.47	3	PAINTED CONCRETE

Blairsville Point Survey Form #003

Survey Serial #: **01-372**

Survey Section: **1**
 Survey Unit: **5**
 Survey Sub-unit: **2**

Classification: **4**
 Survey Type: **UPPER**

Survey Date: **5/22/95**
 Count Date: **8/29/95**

Alpha Survey Instruments				
Inst. S/N	Inst. Code	Eff. %	Corr. Fac.	Bkg. CPM
1517	7	22.1	4.52	5

Beta Survey Instruments				
Inst. S/N	Inst. Code	Eff. %	Corr. Fac.	Bkg. CPM
1601	13	34.6	2.89	350

Gamma or Beta/Gamma Instruments			
Inst. S/N	Inst. Code	Bkg.	Detection Type

Alpha Counting Instruments				
Inst. S/N	Inst. Code	Eff. %	Corr. Fac.	Bkg. CPM
13295	2	33.96	2.94	0.34

Beta Counting Instruments				
Inst. S/N	Inst. Code	Eff. %	Corr. Fac.	Bkg. CPM
13295	3	37.6	2.66	1.68

Surveyor: **A.V.TAYLOR/C.VERGARI**
 Signature: *Carmen Vergari*

Surface Description	Coordinates		Gamma at 1m	Gamma Inst.	Beta/Gamma Contact	Beta/Gamma	Contact Gross 1 min. Count	Alpha Inst.	Contact Gross 1 min. Count	Beta Inst.	Scan Contact Gross CPM		Removable DPM/100 cm2	Alpha Count	Removable DPM/100 cm2	Beta Count	Comments
	X	Y	uR/hr	Code	mR/hr	Code	Alpha	Code	Beta	Code	Max Beta	Avg Beta	Alpha	Code	Beta	Code	
CEILING	3	-9	N/A	N/A	N/A	N/A	3	7	332	13	539	300	0.48	2	-0.47	3	PAINTED CONCRETE
CEILING	4	-9	N/A	N/A	N/A	N/A	1	7	339	13	480	300	-0.99	2	-3.13	3	PAINTED CONCRETE
CEILING	5	-9	N/A	N/A	N/A	N/A	2	7	326	13	450	300	0.48	2	-4.46	3	PAINTED CONCRETE
CEILING	6	-9	N/A	N/A	N/A	N/A	0	7	323	13	494	300	-0.99	2	-4.46	3	PAINTED CONCRETE
CEILING	7	-9	N/A	N/A	N/A	N/A	0	7	292	13	625	280	-0.99	2	-3.13	3	PAINTED CONCRETE
CEILING	8	-9	N/A	N/A	N/A	N/A	3	7	310	13	468	300	-0.99	2	-3.13	3	PAINTED CONCRETE

LB5100-W Low Background Counting System – Smear Analysis

Date: 8/29/95
 Counting Unit id: 1
 Data file name: C:\LBXL\UNIT1\B01-372.XLD
 Batch Ended: 8/29/95 10:30
 Crosstalk Correction: Not Applied

Alpha activity action level (DPM): 20.00
 Beta activity action level (DPM): 200.00
 Certainty level for MDA and flags: 95.00%
 High Voltage Setting: 1440

Application Revision: 3
 Application Version: Standard

Alpha efficiency log file: th230ab
 Alpha Efficiency: 33.96%
 Alpha to Beta Crosstalk: 24.36%
 Alpha Background (CPM): 0.335714286
 Alpha Correction Factor: 1.000

Beta efficiency log file: tc99ab
 Beta Efficiency: 37.60%
 Beta into Alpha Crosstalk: 0.17%
 Beta Background (CPM): 1.678571429
 Beta Correction Factor: 1.000

Batch ID: BLAIRSVILLE 1-5-2

Carrier	Alpha Activity				Beta Activity				Count time (min)	Alpha CPM	Beta CPM	Completion Date - Time
	DPM	σ	flags	MDA	DPM	σ	flags	MDA				
13	-0.989	1.48	<MDA	7.98	-0.47	2.32	<MDA	11.67	2.00	-0.336	-0.18	8/29/95 8:37
14	0.484	1.48	<MDA	7.98	2.18	2.99	<MDA	11.67	2.00	0.164	0.82	8/29/95 8:40
15	0.484	1.48	<MDA	7.98	4.84	3.53	<AL	11.67	2.00	0.164	1.82	8/29/95 8:42
16	0.484	1.48	<MDA	7.98	2.18	2.99	<MDA	11.67	2.00	0.164	0.82	8/29/95 8:44
17	-0.989	1.48	<MDA	7.98	-1.80	1.90	<MDA	11.67	2.00	-0.336	-0.68	8/29/95 8:46
18	-0.989	1.48	<MDA	7.98	-4.46	1.36	<MDA	11.67	2.00	-0.336	-1.68	8/29/95 8:49
19	-0.989	1.48	<MDA	7.98	6.17	3.77	<AL	11.67	2.00	-0.336	2.32	8/29/95 8:51
20	-0.989	1.48	<MDA	7.98	-3.13	1.36	<MDA	11.67	2.00	-0.336	-1.18	8/29/95 8:53
21	-0.989	1.48	<MDA	7.98	3.51	3.27	<MDA	11.67	2.00	-0.336	1.32	8/29/95 8:55
22	0.484	1.48	<MDA	7.98	-0.47	2.32	<MDA	11.67	2.00	0.164	-0.18	8/29/95 8:57
23	-0.989	1.48	<MDA	7.98	0.85	2.68	<MDA	11.67	2.00	-0.336	0.32	8/29/95 9:00
24	-0.989	1.48	<MDA	7.98	3.51	3.27	<MDA	11.67	2.00	-0.336	1.32	8/29/95 9:02
25	3.429	2.56	<AL	7.98	-1.80	1.90	<MDA	11.67	2.00	1.164	-0.68	8/29/95 9:04
26	0.484	1.48	<MDA	7.98	0.85	2.68	<MDA	11.67	2.00	0.164	0.32	8/29/95 9:06
27	0.484	1.48	<MDA	7.98	-1.80	1.90	<MDA	11.67	2.00	0.164	-0.68	8/29/95 9:08
28	-0.989	1.48	<MDA	7.98	-3.13	1.36	<MDA	11.67	2.00	-0.336	-1.18	8/29/95 9:11
29	0.484	1.48	<MDA	7.98	-3.13	1.36	<MDA	11.67	2.00	0.164	-1.18	8/29/95 9:13
30	-0.989	1.48	<MDA	7.98	0.85	2.68	<MDA	11.67	2.00	-0.336	0.32	8/29/95 9:15
31	-0.989	1.48	<MDA	7.98	2.18	2.99	<MDA	11.67	2.00	-0.336	0.82	8/29/95 9:17
32	0.484	1.48	<MDA	7.98	2.18	2.99	<MDA	11.67	2.00	0.164	0.82	8/29/95 9:20
33	0.484	1.48	<MDA	7.98	-0.47	2.32	<MDA	11.67	2.00	0.164	-0.18	8/29/95 9:22
34	0.484	1.48	<MDA	7.98	-0.47	2.32	<MDA	11.67	2.00	0.164	-0.18	8/29/95 9:24
35	-0.989	1.48	<MDA	7.98	-3.13	1.36	<MDA	11.67	2.00	-0.336	-1.18	8/29/95 9:26
36	-0.989	1.48	<MDA	7.98	0.85	2.68	<MDA	11.67	2.00	-0.336	0.32	8/29/95 9:28

LB5100-W Low Background Counting System -- Smear Analysis

Date: 8/29/95
 Counting Unit id: 1
 Data file name: C:\LBXL\UNIT1\B01-372.XLD
 Batch Ended: 8/29/95 10:30
 Crosstalk Correction: Not Applied

Alpha activity action level (DPM): 20.00
 Beta activity action level (DPM): 200.00
 Certainty level for MDA and flags: 95.00%
 High Voltage Setting: 1440

Application Revision: 3
 Application Version: Standard

Alpha efficiency log file: th230ab
 Alpha Efficiency: 33.96%
 Alpha to Beta Crosstalk: 24.36%
 Alpha Background (CPM): 0.335714286
 Alpha Correction Factor: 1.000

Beta efficiency log file: tc99ab
 Beta Efficiency: 37.60%
 Beta into Alpha Crosstalk: 0.17%
 Beta Background (CPM): 1.678571429
 Beta Correction Factor: 1.000

Batch ID: BLAIRSVILLE 1-5-2

Carrier	Alpha Activity				Beta Activity				Count time (min)	Alpha CPM	Beta CPM	Completion Date - Time
	DPM	σ	flags	MDA	DPM	σ	flags	MDA				
37	-0.989	1.48	<MDA	7.98	-0.47	2.32	<MDA	11.67	2.00	-0.336	-0.18	8/29/95 9:30
39	0.484	1.48	<MDA	7.98	-3.13	1.36	<MDA	11.67	2.00	0.164	-1.18	8/29/95 9:33
38	0.484	1.48	<MDA	7.98	2.18	2.99	<MDA	11.67	2.00	0.164	0.82	8/29/95 9:35
40	1.956	2.09	<MDA	7.98	-0.47	2.32	<MDA	11.67	2.00	0.664	-0.18	8/29/95 9:37
41	-0.989	1.48	<MDA	7.98	0.85	2.68	<MDA	11.67	2.00	-0.336	0.32	8/29/95 9:39
42	0.484	1.48	<MDA	7.98	3.51	3.27	<MDA	11.67	2.00	0.164	1.32	8/29/95 9:42
43	-0.989	1.48	<MDA	7.98	-0.47	2.32	<MDA	11.67	2.00	-0.336	-0.18	8/29/95 9:44
44	-0.989	1.48	<MDA	7.98	6.17	3.77	<AL	11.67	2.00	-0.336	2.32	8/29/95 9:46
45	-0.989	1.48	<MDA	7.98	-0.47	2.32	<MDA	11.67	2.00	-0.336	-0.18	8/29/95 9:48
46	-0.989	1.48	<MDA	7.98	-1.80	1.90	<MDA	11.67	2.00	-0.336	-0.68	8/29/95 9:50
47	0.484	1.48	<MDA	7.98	-0.47	2.32	<MDA	11.67	2.00	0.164	-0.18	8/29/95 9:53
48	-0.989	1.48	<MDA	7.98	-4.46	1.36	<MDA	11.67	2.00	-0.336	-1.68	8/29/95 9:55
49	-0.989	1.48	<MDA	7.98	-0.47	2.32	<MDA	11.67	2.00	-0.336	-0.18	8/29/95 9:57
50	-0.989	1.48	<MDA	7.98	-0.47	2.32	<MDA	11.67	2.00	-0.336	-0.18	8/29/95 9:59
1	-0.989	1.48	<MDA	7.98	-0.47	2.32	<MDA	11.67	2.00	-0.336	-0.18	8/29/95 10:01
2	-0.989	1.48	<MDA	7.98	3.51	3.27	<MDA	11.67	2.00	-0.336	1.32	8/29/95 10:04
3	0.484	1.48	<MDA	7.98	2.18	2.99	<MDA	11.67	2.00	0.164	0.82	8/29/95 10:06
4	1.956	2.09	<MDA	7.98	4.84	3.53	<AL	11.67	2.00	0.664	1.82	8/29/95 10:08
5	-0.989	1.48	<MDA	7.98	-3.13	1.36	<MDA	11.67	2.00	-0.336	-1.18	8/29/95 10:10
6	-0.989	1.48	<MDA	7.98	-3.13	1.36	<MDA	11.67	2.00	-0.336	-1.18	8/29/95 10:13
7	0.484	1.48	<MDA	7.98	-1.80	1.90	<MDA	11.67	2.00	0.164	-0.68	8/29/95 10:15
8	-0.989	1.48	<MDA	7.98	-0.47	2.32	<MDA	11.67	2.00	-0.336	-0.18	8/29/95 10:17
9	0.484	1.48	<MDA	7.98	-0.47	2.32	<MDA	11.67	2.00	0.164	-0.18	8/29/95 10:19
10	-0.989	1.48	<MDA	7.98	-3.13	1.36	<MDA	11.67	2.00	-0.336	-1.18	8/29/95 10:21

LB5100-W Low Background Counting System -- Smear Analysis

Date: 8/29/95
 Counting Unit id: 1
 Data file name: C:\LBXL\UNIT1\B01-372.XLD
 Batch Ended: 8/29/95 10:30
 Crosstalk Correction: Not Applied

Alpha activity action level (DPM): 20.00
 Beta activity action level (DPM): 200.00
 Certainty level for MDA and flags: 95.00%
 High Voltage Setting: 1440

Application Revision: 3
 Application Version: Standard

Alpha efficiency log file: th230ab Alpha Efficiency: 33.96% Alpha to Beta Crosstalk: 24.36% Alpha Background (CPM): 0.335714286 Alpha Correction Factor: 1.000			
Beta efficiency log file: tc99ab Beta Efficiency: 37.60% Beta into Alpha Crosstalk: 0.17% Beta Background (CPM): 1.678571429 Beta Correction Factor: 1.000			
Count time (min)	Alpha CPM	Beta CPM	Completion Date - Time
2.00	0.164	-1.68	8/29/95 10:24
2.00	-0.336	-1.68	8/29/95 10:26
2.00	-0.336	-1.18	8/29/95 10:28
2.00	-0.336	-1.18	8/29/95 10:30

Batch ID: BLAIRSVILLE 1-5-2

Carrier	Alpha Activity				Beta Activity			
	DPM	σ	flags	MDA	DPM	σ	flags	MDA
11	0.484	1.48	<MDA	7.98	-4.46	1.36	<MDA	11.67
12	-0.989	1.48	<MDA	7.98	-4.46	1.36	<MDA	11.67
13	-0.989	1.48	<MDA	7.98	-3.13	1.36	<MDA	11.67
14	-0.989	1.48	<MDA	7.98	-3.13	1.36	<MDA	11.67

Blairsville Point Survey Form #003

Survey Serial #:	01-373
Survey Section:	1
Survey Unit:	5
Survey Sub-unit:	3

Alpha Survey Instruments				
Inst. S/N	Inst. Code	Eff. %	Corr. Fac.	Bkg. CPM
1517	7	22.1	4.52	2


Beta Survey Instruments				
Inst. S/N	Inst. Code	Eff. %	Corr. Fac.	Bkg. CPM
1601	13	34.6	2.89	318

Gamma or Beta/Gamma Instruments			
Inst. S/N	Inst. Code	Bkg.	Detection Type

Classification:	4
Survey Type:	UPPER
Survey Date:	5/23/95
Count Date:	8/29/95

Alpha Counting Instruments				
Inst. S/N	Inst. Code	Eff. %	Corr. Fac.	Bkg. CPM
13295	2	33.96	2.94	0.34

Beta Counting Instruments				
Inst. S/N	Inst. Code	Eff. %	Corr. Fac.	Bkg. CPM
13295	3	37.6	2.66	1.68

Surveyor:	A.V.TAYLOR/C.VERGARI
Signature:	

Surface Description	Coordinates		Gamma at 1m	Gamma Inst. Code	Beta/Gamma Contact	Beta/Gamma Code	Contact Gross 1 min. Count	Alpha Inst. Code	Contact Gross 1 min. Count	Beta Inst. Code	Scan Contact		Removable DPM/100 cm2	Alpha Count	Removable DPM/100 cm2	Beta Count	Comments
											Gross CPM						
	X	Y	uR/hr	mR/hr	Alpha	Beta	Max Beta	Avg Beta	Alpha	Beta							
I" BEAM	0	-1	N/A	N/A	N/A	N/A	1	7	301	13	1110	300	0.48	2	-3.13	3	PAINTED CONCRETE
CEILING	1	-1	N/A	N/A	N/A	N/A	0	7	256	13	2220	300	-0.99	2	0.85	3	PAINTED CONCRETE
CEILING	2	-1	N/A	N/A	N/A	N/A	2	7	294	13	1880	290	1.96	2	-0.47	3	PAINTED CONCRETE
CEILING	3	-1	N/A	N/A	N/A	N/A	1	7	310	13	1250	310	-0.99	2	2.18	3	PAINTED CONCRETE
CEILING	4	-1	N/A	N/A	N/A	N/A	1	7	263	13	613	320	0.48	2	3.51	3	PAINTED CONCRETE
CEILING	5	-1	N/A	N/A	N/A	N/A	3	7	328	13	556	270	-0.99	2	7.50	3	PAINTED CONCRETE
CEILING	6	-1	N/A	N/A	N/A	N/A	2	7	319	13	474	290	0.48	2	3.51	3	PAINTED CONCRETE
CEILING	7	-1	N/A	N/A	N/A	N/A	1	7	340	13	524	330	0.48	2	0.85	3	PAINTED CONCRETE
CEILING	0	-2	N/A	N/A	N/A	N/A	4	7	308	13	701	300	-0.99	2	-1.80	3	PAINTED CONCRETE
CEILING	1	-2	N/A	N/A	N/A	N/A	1	7	286	13	1420	260	-0.99	2	-0.47	3	PAINTED CONCRETE
CEILING	3	-2	N/A	N/A	N/A	N/A	3	7	317	13	1070	310	0.48	2	-3.13	3	PAINTED CONCRETE
CEILING	4	-2	N/A	N/A	N/A	N/A	1	7	271	13	807	250	-0.99	2	-0.47	3	PAINTED CONCRETE
CEILING	5	-2	N/A	N/A	N/A	N/A	0	7	314	13	549	290	-0.99	2	2.18	3	PAINTED CONCRETE
CEILING	6	-2	N/A	N/A	N/A	N/A	4	7	284	13	591	290	-0.99	2	0.85	3	PAINTED CONCRETE
CEILING	7	-2	N/A	N/A	N/A	N/A	0	7	348	13	526	310	0.48	2	-0.47	3	PAINTED CONCRETE
CEILING	2	-2	N/A	N/A	N/A	N/A	0	7	309	13	615	280	-0.99	2	3.51	3	PAINTED CONCRETE

LB5100-W Low Background Counting System -- Smear Analysis

Date: 8/29/95
 Counting Unit id: 1
 Data file name: C:\LBXL\UNIT1\B01-373.XLD
 Batch Ended: 8/29/95 11:06
 Crosstalk Correction: Not Applied

Alpha activity action level (DPM): 20.00
 Beta activity action level (DPM): 200.00
 Certainty level for MDA and flags: 95.00%
 High Voltage Setting: 1440

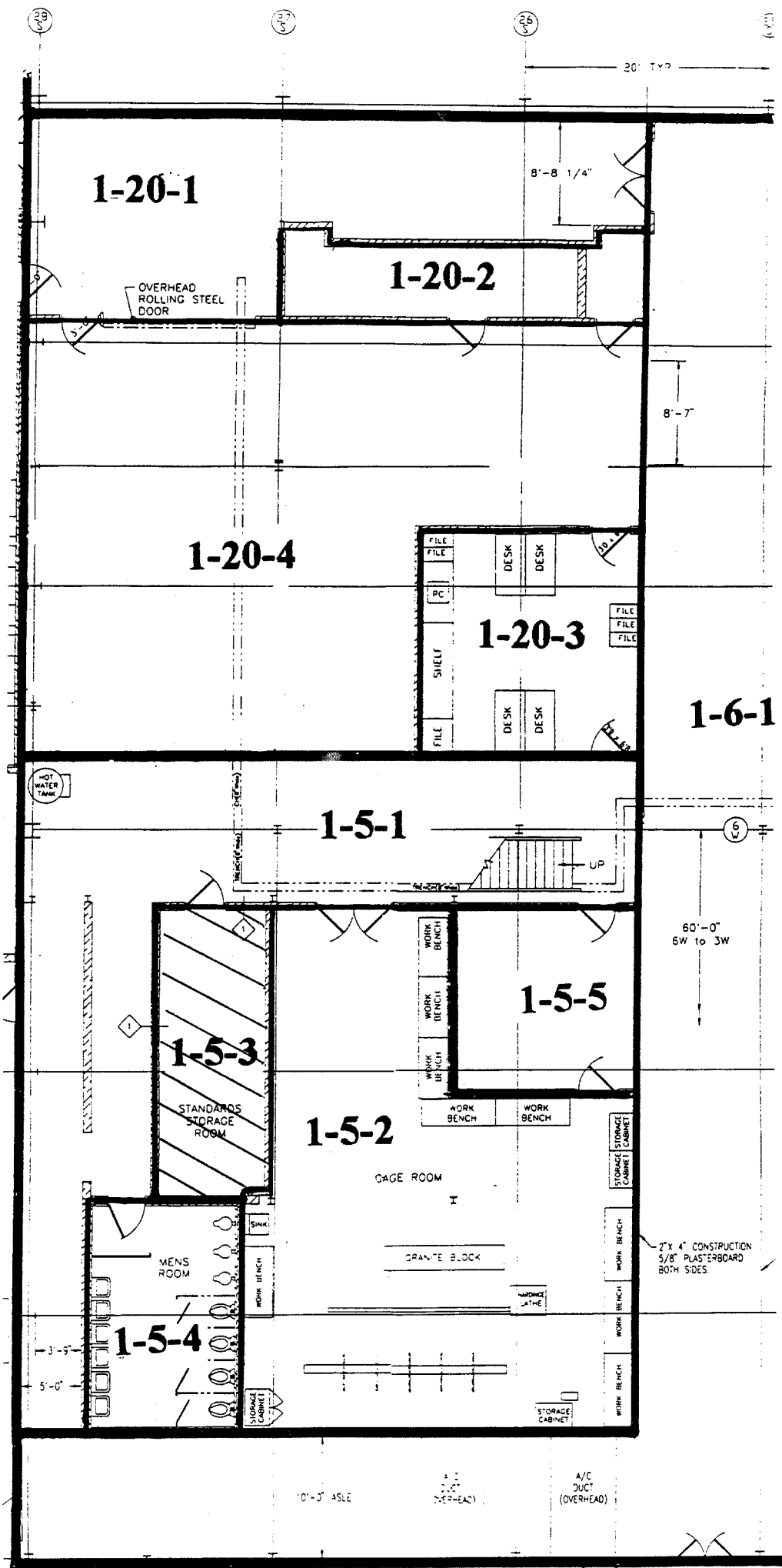
Application Revision: 3
 Application Version: Standard

Alpha efficiency log file: th230ab
 Alpha Efficiency: 33.96%
 Alpha to Beta Crosstalk: 24.36%
 Alpha Background (CPM): 0.335714286
 Alpha Correction Factor: 1.000

Beta efficiency log file: tc99ab
 Beta Efficiency: 37.60%
 Beta into Alpha Crosstalk: 0.17%
 Beta Background (CPM): 1.678571429
 Beta Correction Factor: 1.000

Batch ID: BLAIRSVILLE 1-5-3

Carrier	Alpha Activity				Beta Activity				Count time (min)	Alpha CPM	Beta CPM	Completion Date - Time
	DPM	σ	flags	MDA	DPM	σ	flags	MDA				
51	0.484	1.48	<MDA	7.98	-3.13	1.36	<MDA	11.67	2.00	0.164	-1.18	8/29/95 10:32
52	-0.989	1.48	<MDA	7.98	0.85	2.68	<MDA	11.67	2.00	-0.336	0.32	8/29/95 10:35
53	1.956	2.09	<MDA	7.98	-0.47	2.32	<MDA	11.67	2.00	0.664	-0.18	8/29/95 10:37
54	-0.989	1.48	<MDA	7.98	2.18	2.99	<MDA	11.67	2.00	-0.336	0.82	8/29/95 10:39
55	0.484	1.48	<MDA	7.98	3.51	3.27	<MDA	11.67	2.00	0.164	1.32	8/29/95 10:41
56	-0.989	1.48	<MDA	7.98	7.50	4.00	<AL	11.67	2.00	-0.336	2.82	8/29/95 10:43
57	0.484	1.48	<MDA	7.98	3.51	3.27	<MDA	11.67	2.00	0.164	1.32	8/29/95 10:46
58	0.484	1.48	<MDA	7.98	0.85	2.68	<MDA	11.67	2.00	0.164	0.32	8/29/95 10:48
59	-0.989	1.48	<MDA	7.98	-1.80	1.90	<MDA	11.67	2.00	-0.336	-0.68	8/29/95 10:50
60	-0.989	1.48	<MDA	7.98	-0.47	2.32	<MDA	11.67	2.00	-0.336	-0.18	8/29/95 10:52
61	0.484	1.48	<MDA	7.98	-3.13	1.36	<MDA	11.67	2.00	0.164	-1.18	8/29/95 10:55
62	-0.989	1.48	<MDA	7.98	-0.47	2.32	<MDA	11.67	2.00	-0.336	-0.18	8/29/95 10:57
63	-0.989	1.48	<MDA	7.98	2.18	2.99	<MDA	11.67	2.00	-0.336	0.82	8/29/95 10:59
64	-0.989	1.48	<MDA	7.98	0.85	2.68	<MDA	11.67	2.00	-0.336	0.32	8/29/95 11:01
65	0.484	1.48	<MDA	7.98	-0.47	2.32	<MDA	11.67	2.00	0.164	-0.18	8/29/95 11:03
66	-0.989	1.48	<MDA	7.98	3.51	3.27	<MDA	11.67	2.00	-0.336	1.32	8/29/95 11:06



UNIT: 1-5-3
 SV: 01373
 DATE: 5-23-95
 BY: CV/VI

Blairsville Point Survey Form #003

Survey Serial #:	01-374
Survey Section:	1
Survey Unit:	5
Survey Sub-unit:	4

Alpha Survey Instruments				
Inst. S/N	Inst. Code	Eff. %	Corr. Fac.	Bkg. CPM
1588	8	21.2	4.72	1

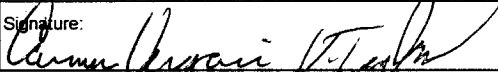
Beta Survey Instruments				
Inst. S/N	Inst. Code	Eff. %	Corr. Fac.	Bkg. CPM
1595	12	32.4	3.09	336

Gamma or Beta/Gamma Instruments			
Inst. S/N	Inst. Code	Bkg.	Detection Type

Classification:	4
Survey Type:	UPPER

Alpha Counting Instruments				
Inst. S/N	Inst. Code	Eff. %	Corr. Fac.	Bkg. CPM
13295	2	33.96	2.94	0.34

Beta Counting Instruments				
Inst. S/N	Inst. Code	Eff. %	Corr. Fac.	Bkg. CPM
13295	3	37.6	2.66	1.68

Surveyor:	A.V.TAYLOR/C.VERGARI
Signature:	

Surface Description	Coordinates		Gamma at 1m	Gamma Inst.	Beta/Gamma Contact	Beta/Gamma Code	Contact Gross 1 min. Count	Alpha Inst.	Contact Gross 1 min. Count	Beta Inst.	Scan Contact Gross CPM		Removable DPM/100 cm2	Alpha Count	Removable DPM/100 cm2	Beta Count	Comments
	X	Y	uR/hr	Code	mR/hr	Code	Alpha	Beta	Code	Max Beta	Avg Beta	Alpha	Beta	Code			
	CEILING	1	-1	N/A	N/A	N/A	N/A	0	8	365	12	550	380	-0.99	2	0.85	
CEILING	2	-1	N/A	N/A	N/A	N/A	1	8	377	12	506	370	0.48	2	-1.80	3	PAINTED CONCRETE
CEILING	3	-1	N/A	N/A	N/A	N/A	1	8	359	12	511	360	-0.99	2	-0.47	3	PAINTED CONCRETE
CEILING	4	-1	N/A	N/A	N/A	N/A	1	8	380	12	586	350	-0.99	2	-3.13	3	PAINTED CONCRETE
CEILING	5	-1	N/A	N/A	N/A	N/A	3	8	390	12	654	370	0.48	2	-0.47	3	PAINTED CONCRETE
CEILING	1	-2	N/A	N/A	N/A	N/A	0	8	334	12	628	390	-0.99	2	-1.80	3	PAINTED CONCRETE
CEILING	2	-2	N/A	N/A	N/A	N/A	3	8	365	12	479	390	-0.99	2	2.18	3	PAINTED CONCRETE
CEILING	3	-2	N/A	N/A	N/A	N/A	3	8	333	12	490	370	-0.99	2	-1.80	3	PAINTED CONCRETE
CEILING	4	-2	N/A	N/A	N/A	N/A	2	8	374	12	495	390	-0.99	2	6.17	3	PAINTED CONCRETE
CEILING	5	-2	N/A	N/A	N/A	N/A	0	8	392	12	628	390	0.48	2	2.18	3	PAINTED CONCRETE
CEILING	1	-3	N/A	N/A	N/A	N/A	2	8	363	12	674	360	-0.99	2	-0.47	3	PAINTED CONCRETE
CEILING	2	-3	N/A	N/A	N/A	N/A	0	8	387	12	634	360	-0.99	2	0.85	3	PAINTED CONCRETE
CEILING	3	-3	N/A	N/A	N/A	N/A	3	8	351	12	500	340	0.48	2	-0.47	3	PAINTED CONCRETE
CEILING	4	-3	N/A	N/A	N/A	N/A	2	8	389	12	488	350	0.48	2	-1.80	3	PAINTED CONCRETE
CEILING	5	-3	N/A	N/A	N/A	N/A	1	8	381	12	558	370	-0.99	2	4.84	3	PAINTED CONCRETE

LB5100-W Low Background Counting System -- Smear Analysis

Date: 8/29/95
 Counting Unit id: 1
 Data file name: C:\LBXL\UNIT1\B01-374.XLD
 Batch Ended: 8/29/95 11:39
 Crosstalk Correction: Not Applied

Alpha activity action level (DPM): 20.00
 Beta activity action level (DPM): 200.00
 Certainty level for MDA and flags: 95.00%
 High Voltage Setting: 1440

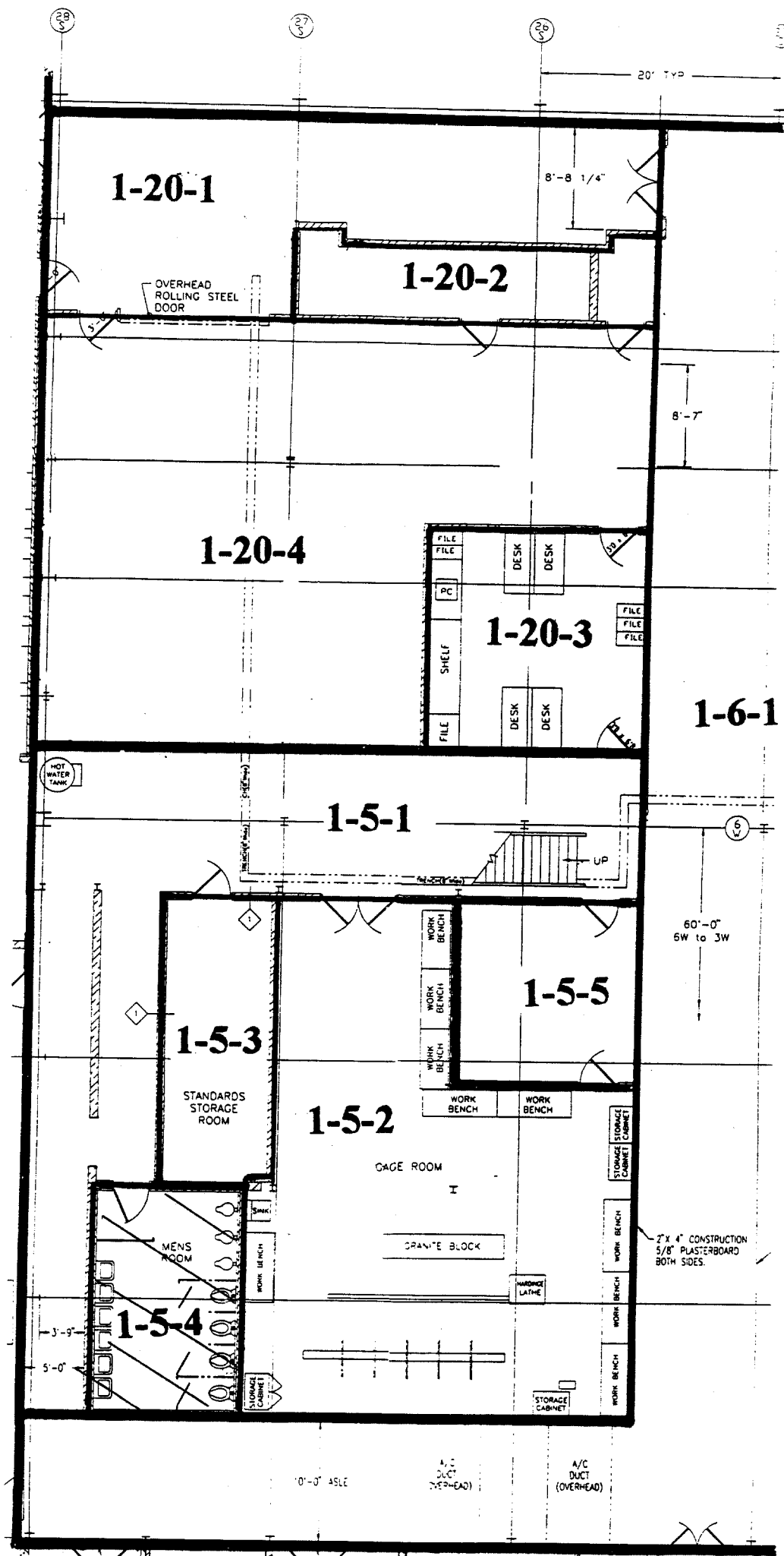
Application Revision: 3
 Application Version: Standard

Alpha efficiency log file: th230ab Alpha Efficiency: 33.96% Alpha to Beta Crosstalk: 24.36% Alpha Background (CPM): 0.335714286 Alpha Correction Factor: 1.000
Beta efficiency log file: tc99ab Beta Efficiency: 37.60% Beta into Alpha Crosstalk: 0.17% Beta Background (CPM): 1.678571429 Beta Correction Factor: 1.000

Batch ID: BLAIRSVILLE 1-5-4

Carrier	Alpha Activity				Beta Activity				Count time (min)	Alpha CPM	Beta CPM	Completion Date - Time
	DPM	σ	flags	MDA	DPM	σ	flags	MDA				
67	-0.989	1.48	<MDA	7.98	0.85	2.68	<MDA	11.67	2.00	-0.336	0.32	8/29/95 11:08
68	0.484	1.48	<MDA	7.98	-1.80	1.90	<MDA	11.67	2.00	0.164	-0.68	8/29/95 11:10
69	-0.989	1.48	<MDA	7.98	-0.47	2.32	<MDA	11.67	2.00	-0.336	-0.18	8/29/95 11:12
70	-0.989	1.48	<MDA	7.98	-3.13	1.36	<MDA	11.67	2.00	-0.336	-1.18	8/29/95 11:15
71	0.484	1.48	<MDA	7.98	-0.47	2.32	<MDA	11.67	2.00	0.164	-0.18	8/29/95 11:17
73	-0.989	1.48	<MDA	7.98	-1.80	1.90	<MDA	11.67	2.00	-0.336	-0.68	8/29/95 11:19
72	-0.989	1.48	<MDA	7.98	2.18	2.99	<MDA	11.67	2.00	-0.336	0.82	8/29/95 11:21
74	-0.989	1.48	<MDA	7.98	-1.80	1.90	<MDA	11.67	2.00	-0.336	-0.68	8/29/95 11:23
75	-0.989	1.48	<MDA	7.98	6.17	3.77	<AL	11.67	2.00	-0.336	2.32	8/29/95 11:26
76	0.484	1.48	<MDA	7.98	2.18	2.99	<MDA	11.67	2.00	0.164	0.82	8/29/95 11:28
77	-0.989	1.48	<MDA	7.98	-0.47	2.32	<MDA	11.67	2.00	-0.336	-0.18	8/29/95 11:30
78	-0.989	1.48	<MDA	7.98	0.85	2.68	<MDA	11.67	2.00	-0.336	0.32	8/29/95 11:32
79	0.484	1.48	<MDA	7.98	-0.47	2.32	<MDA	11.67	2.00	0.164	-0.18	8/29/95 11:34
80	0.484	1.48	<MDA	7.98	-1.80	1.90	<MDA	11.67	2.00	0.164	-0.68	8/29/95 11:37
81	-0.989	1.48	<MDA	7.98	4.84	3.53	<AL	11.67	2.00	-0.336	1.82	8/29/95 11:39

UNIT: 1-5-4
 SN: 013374
 DATE: 5-23-95
 BY: CV/VT



Survey Date: 5-23-95	Time: 0800	Surveyor: LARRY SMITH	Signature: <i>[Signature]</i>
Count Date:	Time:	Counted by:	Signature:

Survey Instrumentation			
Instrument	Code	Efficiency	Background
ES20	17	23.3%	30 CPM
ES20	18	NA	.01 mR
2221	33	NA	1228 CPM

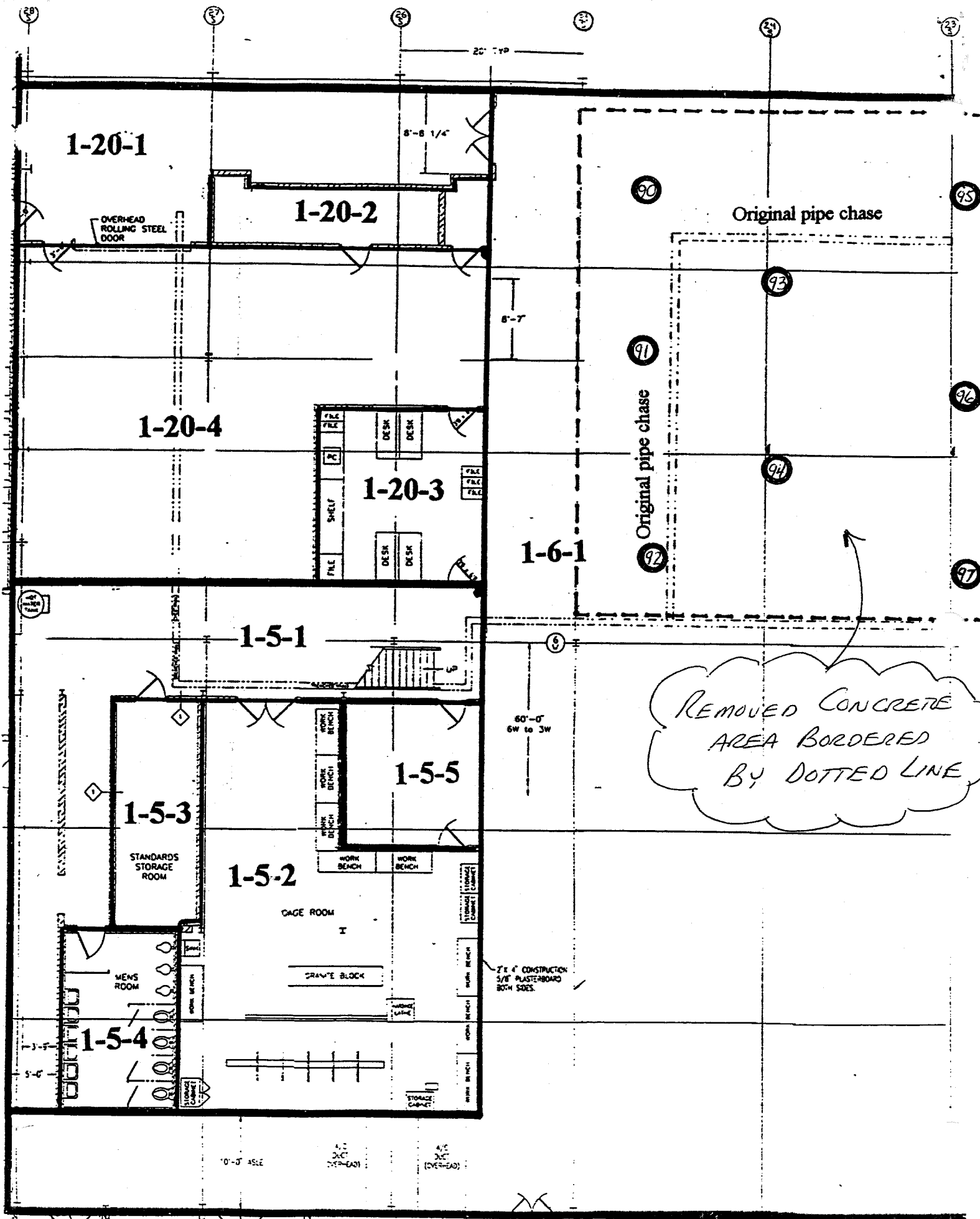
Counting Equipment			
	Instrument Code	Background CPM	Efficiency %
Alpha	NA		
Beta	NA		

[*] Tennelec instrument data appears on smear printouts.

Survey type	
<input checked="" type="checkbox"/>	Radiation
<input type="checkbox"/>	Smear
<input type="checkbox"/>	Radiation/Smear
<input type="checkbox"/>	Other (Specify):

Survey Purpose	
<input type="checkbox"/>	Routine
<input type="checkbox"/>	Pre RWP #
<input type="checkbox"/>	For RWP #
<input type="checkbox"/>	Miscellaneous
<input type="checkbox"/>	Unconditional Release S/N:
<input checked="" type="checkbox"/>	Decommission S/N: 01-375

Comments: SCAN SURVEY PERFORMED DURING FACILITY CONSTRUCTION PROCESS TO INSTALL NEW PIPE CHASES. SEE MAP FOR LOCATIONS.
 SOIL SAMPLES B-090 THRU B-097 TAKEN FOR INFORMATION SEE MAP FOR LOCATIONS (NOTED BY HEAVY CIRCLED LINE)



1-20-1

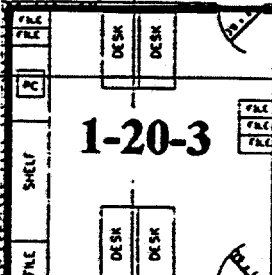
OVERHEAD ROLLING STEEL DOOR

1-20-2

8'-8 1/4"

1-20-4

1-20-3



1-6-1

Original pipe chase

Original pipe chase

1-5-1

1-5-5

1-5-3

STANDARDS STORAGE ROOM

1-5-2

GAGE ROOM

MENS ROOM

1-5-4

GRAVE BLOCK

60'-0" 6W to 3W

REMOVED CONCRETE AREA BORDERED BY DOTTED LINE

2" x 4" CONSTRUCTION 5/8" PLASTERBOARD BOTH SIDES

10'-0" ASSE

4" x 2" DUCT OVERHEAD

4" x 2" DUCT OVERHEAD

Blairsville Point Survey Form #003

Survey Serial #:	01-376
------------------	--------

Survey Section:	1
-----------------	---

Survey Unit:	19
--------------	----

Survey Sub-unit:	1
------------------	---

Classification:	4
-----------------	---

Survey Type:	UPPER
--------------	-------

Survey Date:	5/24/95
--------------	---------

Count Date:	8/29/95
-------------	---------

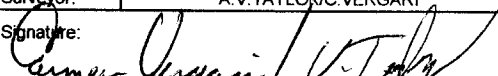
Alpha Survey Instruments				
Inst. S/N	Inst. Code	Eff. %	Corr. Fac.	Bkg. CPM
1588	8	21.2	4.72	2

Beta Survey Instruments				
Inst. S/N	Inst. Code	Eff. %	Corr. Fac.	Bkg. CPM
1595	12	32.4	3.09	278

Gamma or Beta/Gamma Instruments			
Inst. S/N	Inst. Code	Bkg.	Detection Type

Alpha Counting Instruments				
Inst. S/N	Inst. Code	Eff. %	Corr. Fac.	Bkg. CPM
13295	2	33.96	2.94	0.34

Beta Counting Instruments				
Inst. S/N	Inst. Code	Eff. %	Corr. Fac.	Bkg. CPM
13295	3	37.6	2.66	1.68

Surveyor:	A.V.TAYLOR/C.VERGARI
Signature:	

Surface Description	Coordinates		Gamma at 1m	Gamma Inst.	Beta/Gamma Contact	Beta/Gamma Code	Contact Gross 1 min. Count	Alpha Inst.	Contact Gross 1 min. Count	Beta Inst.	Scan Contact Gross CPM		Removable DPM/100 cm2	Alpha Count	Removable DPM/100 cm2	Beta Count	Comments
	X	Y	uR/hr	Code	mR/hr	Code	Alpha	Code	Beta	Code	Max Beta	Avg Beta	Alpha	Code	Beta	Code	
CEILING	2	-2	N/A	N/A	N/A	N/A	3	8	262	12	417	260	-0.99	2	-0.47	3	PAINTED CONCRETE
CEILING	4	-2	N/A	N/A	N/A	N/A	2	8	265	12	408	280	1.96	2	-0.47	3	PAINTED CONCRETE
CEILING	2	-4	N/A	N/A	N/A	N/A	3	8	258	12	372	260	-0.99	2	3.51	3	PAINTED CONCRETE
CEILING	4	-4	N/A	N/A	N/A	N/A	1	8	278	12	394	250	0.48	2	-3.13	3	PAINTED CONCRETE
CEILING	2	-6	N/A	N/A	N/A	N/A	0	8	218	12	364	240	0.48	2	-1.80	3	PAINTED CONCRETE
CEILING	4	-6	N/A	N/A	N/A	N/A	4	8	266	12	363	240	-0.99	2	2.18	3	PAINTED CONCRETE
CEILING	2	-8	N/A	N/A	N/A	N/A	3	8	267	12	391	250	-0.99	2	0.85	3	PAINTED CONCRETE
CEILING	4	-8	N/A	N/A	N/A	N/A	1	8	257	12	363	270	0.48	2	-0.47	3	PAINTED CONCRETE
CEILING	2	-10	N/A	N/A	N/A	N/A	3	8	258	12	426	240	-0.99	2	0.85	3	PAINTED CONCRETE
CEILING	4	-10	N/A	N/A	N/A	N/A	1	8	245	12	388	260	-0.99	2	0.85	3	PAINTED CONCRETE
CEILING	6	-2	N/A	N/A	N/A	N/A	1	8	275	12	457	270	-0.99	2	0.85	3	PAINTED CONCRETE
CEILING	6	-4	N/A	N/A	N/A	N/A	1	8	276	12	467	250	0.48	2	-1.80	3	PAINTED CONCRETE
CEILING	6	-6	N/A	N/A	N/A	N/A	0	8	275	12	350	260	-0.99	2	-4.46	3	PAINTED CONCRETE
CEILING	6	-8	N/A	N/A	N/A	N/A	1	8	231	12	411	270	-0.99	2	-1.80	3	PAINTED CONCRETE
CEILING	6	-10	N/A	N/A	N/A	N/A	0	8	254	12	407	250	1.96	2	-3.13	3	PAINTED CONCRETE
CEILING	8	-2	N/A	N/A	N/A	N/A	3	8	288	12	402	240	-0.99	2	-0.47	3	PAINTED CONCRETE
CEILING	8	-4	N/A	N/A	N/A	N/A	1	8	252	12	505	270	0.48	2	-1.80	3	PAINTED CONCRETE
CEILING	8	-6	N/A	N/A	N/A	N/A	1	8	241	12	362	240	-0.99	2	-3.13	3	PAINTED CONCRETE
CEILING	8	-8	N/A	N/A	N/A	N/A	1	8	290	12	464	270	-0.99	2	-1.80	3	PAINTED CONCRETE
CEILING	8	-10	N/A	N/A	N/A	N/A	1	8	243	12	382	270	-0.99	2	-0.47	3	PAINTED CONCRETE
CEILING	10	-2	N/A	N/A	N/A	N/A	1	8	278	12	440	300	-0.99	2	-1.80	3	PAINTED CONCRETE
CEILING	10	-4	N/A	N/A	N/A	N/A	1	8	259	12	393	270	-0.99	2	-3.13	3	PAINTED CONCRETE
CEILING	10	-6	N/A	N/A	N/A	N/A	0	8	249	12	404	270	-0.99	2	2.18	3	PAINTED CONCRETE

Blairsville Point Survey Form #003

Survey Serial #:	01-376
Survey Section:	1
Survey Unit:	19
Survey Sub-unit:	1

Alpha Survey Instruments				
Inst. S/N	Inst. Code	Eff. %	Corr. Fac.	Bkg. CPM
1588	8	21.2	4.72	2


Beta Survey Instruments				
Inst. S/N	Inst. Code	Eff. %	Corr. Fac.	Bkg. CPM
1595	12	32.4	3.09	278

Gamma or Beta/Gamma Instruments			
Inst. S/N	Inst. Code	Bkg.	Detection Type

Classification:	4
Survey Type:	UPPER
Survey Date:	5/24/95
Count Date:	8/29/95

Alpha Counting Instruments				
Inst. S/N	Inst. Code	Eff. %	Corr. Fac.	Bkg. CPM
13295	2	33.96	2.94	0.34

Beta Counting Instruments				
Inst. S/N	Inst. Code	Eff. %	Corr. Fac.	Bkg. CPM
13295	3	37.6	2.66	1.68

Surveyor:	A.V. TAYLOR/C. VERGARI
Signature:	

Surface Description	Coordinates		Gamma at 1m uR/hr	Gamma Inst. Code	Beta/Gamma Contact mR/hr	Beta/Gamma Code	Contact Gross 1 min. Count Alpha	Alpha Inst. Code	Contact Gross 1 min. Count Beta	Beta Inst. Code	Scan Contact Gross CPM		Removable DPM/100 cm2 Alpha	Alpha Count Code	Removable DPM/100 cm2 Beta	Beta Count Code	Comments
											Max Beta	Avg Beta					
	X	Y															
CEILING	10	-8	N/A	N/A	N/A	N/A	0	8	255	12	392	230	3.43	2	-4.46	3	PAINTED CONCRETE
CEILING	10	-10	N/A	N/A	N/A	N/A	0	8	299	12	495	260	-0.99	2	-1.80	3	PAINTED CONCRETE
CEILING	13	-1	N/A	N/A	N/A	N/A	2	8	296	12	522	280	-0.99	2	-1.80	3	PAINTED CONCRETE
CEILING	13	-3	N/A	N/A	N/A	N/A	1	8	267	12	462	290	-0.99	2	-1.80	3	PAINTED CONCRETE
CEILING	13	-5	N/A	N/A	N/A	N/A	1	8	278	12	510	310	-0.99	2	-3.13	3	PAINTED CONCRETE
CEILING	13	-7	N/A	N/A	N/A	N/A	1	8	247	12	590	300	-0.99	2	4.84	3	PAINTED CONCRETE
CEILING	13	-9	N/A	N/A	N/A	N/A	0	8	314	12	440	270	-0.99	2	3.51	3	PAINTED CONCRETE
CEILING	13	-11	N/A	N/A	N/A	N/A	0	8	277	12	507	280	0.48	2	2.18	3	PAINTED CONCRETE

LB5100-W Low Background Counting System -- Smear Analysis

Date: 8/29/95
 Counting Unit id: 1
 Data file name: C:\LBXLUNIT1\B01-376.XLD
 Batch Ended: 8/29/95 12:47
 Crosstalk Correction: Not Applied

Alpha activity action level (DPM): 20.00
 Beta activity action level (DPM): 200.00
 Certainty level for MDA and flags: 95.00%
 High Voltage Setting: 1440

Application Revision: 3
 Application Version: Standard

Alpha efficiency log file: th230ab
 Alpha Efficiency: 33.96%
 Alpha to Beta Crosstalk: 24.36%
 Alpha Background (CPM): 0.335714286
 Alpha Correction Factor: 1.000

Beta efficiency log file: tc99ab
 Beta Efficiency: 37.60%
 Beta into Alpha Crosstalk: 0.17%
 Beta Background (CPM): 1.678571429
 Beta Correction Factor: 1.000

Batch ID: BLAIRSVILLE 1-19-1

Carrier	Alpha Activity				Beta Activity				Count time (min)	Alpha CPM	Beta CPM	Completion Date - Time
	DPM	σ	flags	MDA	DPM	σ	flags	MDA				
82	-0.989	1.48	<MDA	7.98	-0.47	2.32	<MDA	11.67	2.00	-0.336	-0.18	8/29/95 11:41
83	1.956	2.09	<MDA	7.98	-0.47	2.32	<MDA	11.67	2.00	0.664	-0.18	8/29/95 11:43
84	-0.989	1.48	<MDA	7.98	3.51	3.27	<MDA	11.67	2.00	-0.336	1.32	8/29/95 11:46
85	0.484	1.48	<MDA	7.98	-3.13	1.36	<MDA	11.67	2.00	0.164	-1.18	8/29/95 11:48
86	0.484	1.48	<MDA	7.98	-1.80	1.90	<MDA	11.67	2.00	0.164	-0.68	8/29/95 11:50
87	-0.989	1.48	<MDA	7.98	2.18	2.99	<MDA	11.67	2.00	-0.336	0.82	8/29/95 11:52
88	-0.989	1.48	<MDA	7.98	0.85	2.68	<MDA	11.67	2.00	-0.336	0.32	8/29/95 11:54
89	0.484	1.48	<MDA	7.98	-0.47	2.32	<MDA	11.67	2.00	0.164	-0.18	8/29/95 11:57
90	-0.989	1.48	<MDA	7.98	0.85	2.68	<MDA	11.67	2.00	-0.336	0.32	8/29/95 11:59
91	-0.989	1.48	<MDA	7.98	0.85	2.68	<MDA	11.67	2.00	-0.336	0.32	8/29/95 12:01
92	-0.989	1.48	<MDA	7.98	0.85	2.68	<MDA	11.67	2.00	-0.336	0.32	8/29/95 12:03
93	0.484	1.48	<MDA	7.98	-1.80	1.90	<MDA	11.67	2.00	0.164	-0.68	8/29/95 12:05
94	-0.989	1.48	<MDA	7.98	-4.46	1.36	<MDA	11.67	2.00	-0.336	-1.68	8/29/95 12:08
95	-0.989	1.48	<MDA	7.98	-1.80	1.90	<MDA	11.67	2.00	-0.336	-0.68	8/29/95 12:10
96	1.956	2.09	<MDA	7.98	-3.13	1.36	<MDA	11.67	2.00	0.664	-1.18	8/29/95 12:12
97	-0.989	1.48	<MDA	7.98	-0.47	2.32	<MDA	11.67	2.00	-0.336	-0.18	8/29/95 12:14
98	0.484	1.48	<MDA	7.98	-1.80	1.90	<MDA	11.67	2.00	0.164	-0.68	8/29/95 12:17
99	-0.989	1.48	<MDA	7.98	-3.13	1.36	<MDA	11.67	2.00	-0.336	-1.18	8/29/95 12:19
100	-0.989	1.48	<MDA	7.98	-1.80	1.90	<MDA	11.67	2.00	-0.336	-0.68	8/29/95 12:21
1	-0.989	1.48	<MDA	7.98	-0.47	2.32	<MDA	11.67	2.00	-0.336	-0.18	8/29/95 12:23
2	-0.989	1.48	<MDA	7.98	-1.80	1.90	<MDA	11.67	2.00	-0.336	-0.68	8/29/95 12:25
3	-0.989	1.48	<MDA	7.98	-3.13	1.36	<MDA	11.67	2.00	-0.336	-1.18	8/29/95 12:28
4	-0.989	1.48	<MDA	7.98	2.18	2.99	<MDA	11.67	2.00	-0.336	0.82	8/29/95 12:30
5	3.429	2.56	<AL	7.98	-4.46	1.36	<MDA	11.67	2.00	1.164	-1.68	8/29/95 12:32

LB5100-W Low Background Counting System -- Smear Analysis

Date: 8/29/95
 Counting Unit id: 1
 Data file name: C:\LBXL\UNIT1\B01-376.XLD
 Batch Ended: 8/29/95 12:47
 Crosstalk Correction: Not Applied

Alpha activity action level (DPM): 20.00
 Beta activity action level (DPM): 200.00
 Certainty level for MDA and flags: 95.00%
 High Voltage Setting: 1440

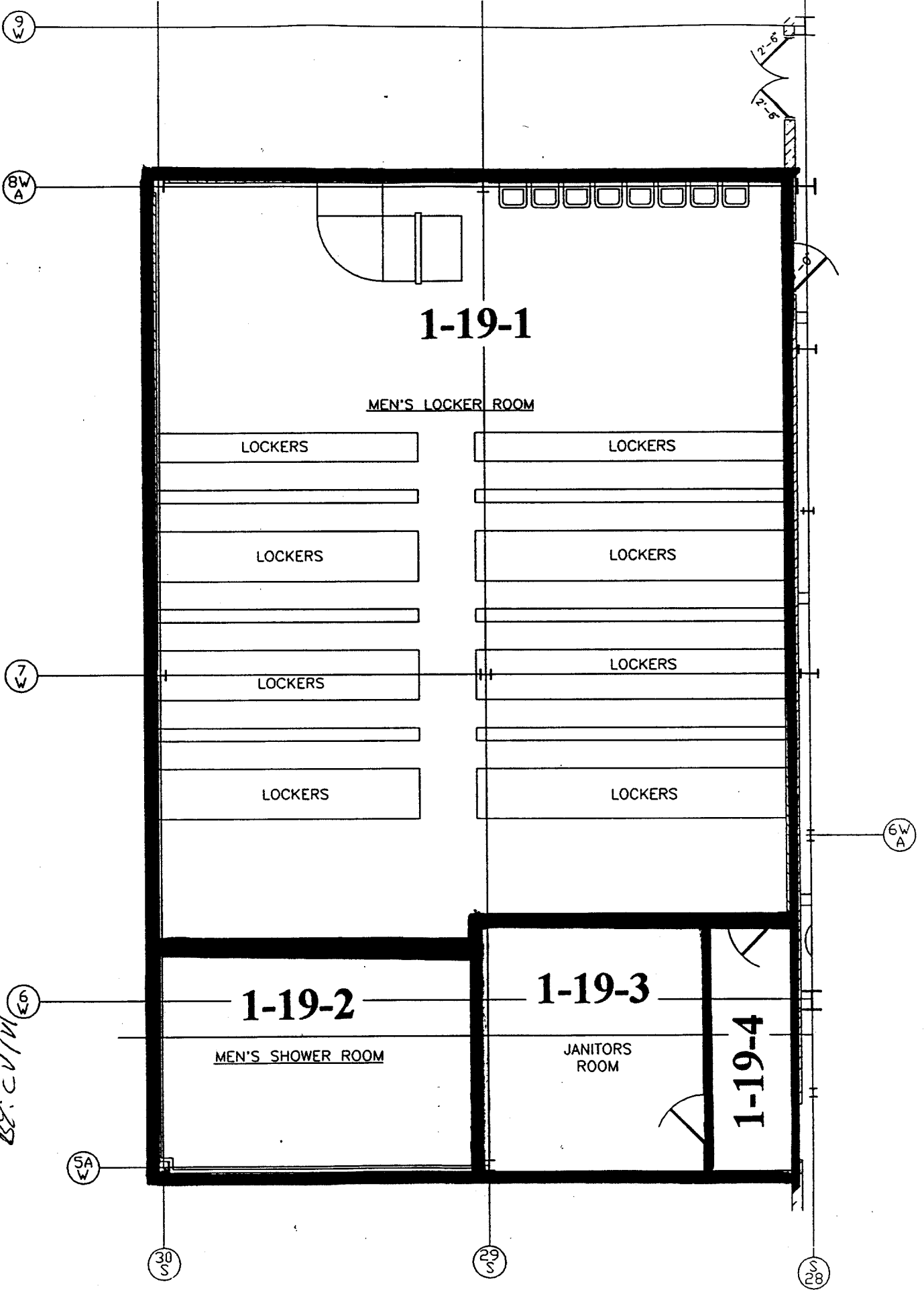
Application Revision: 3
 Application Version: Standard

Batch ID: BLAIRSVILLE 1-19-1

Alpha efficiency log file: th230ab Alpha Efficiency: 33.96% Alpha to Beta Crosstalk: 24.36% Alpha Background (CPM): 0.335714286 Alpha Correction Factor: 1.000
Beta efficiency log file: tc99ab Beta Efficiency: 37.60% Beta into Alpha Crosstalk: 0.17% Beta Background (CPM): 1.678571429 Beta Correction Factor: 1.000
Count time (min) Alpha CPM Beta CPM Completion Date - Time
2.00 -0.336 -0.68 8/29/95 12:34
2.00 -0.336 -0.68 8/29/95 12:36
2.00 -0.336 -0.68 8/29/95 12:39
2.00 -0.336 -1.18 8/29/95 12:41
2.00 -0.336 1.82 8/29/95 12:43
2.00 -0.336 1.32 8/29/95 12:45
2.00 0.164 0.82 8/29/95 12:47

Carrier	Alpha Activity				Beta Activity			
	DPM	σ	flags	MDA	DPM	σ	flags	MDA
6	-0.989	1.48	<MDA	7.98	-1.80	1.90	<MDA	11.67
7	-0.989	1.48	<MDA	7.98	-1.80	1.90	<MDA	11.67
8	-0.989	1.48	<MDA	7.98	-1.80	1.90	<MDA	11.67
9	-0.989	1.48	<MDA	7.98	-3.13	1.36	<MDA	11.67
10	-0.989	1.48	<MDA	7.98	4.84	3.53	<AL	11.67
11	-0.989	1.48	<MDA	7.98	3.51	3.27	<MDA	11.67
12	0.484	1.48	<MDA	7.98	2.18	2.99	<MDA	11.67

UNIT: 1-19-1
SN: 01-376
DATE: 5-24-95
BY: CVT/TH



UNIT: 1-19-1
SN: 01-376
DATE: 5-24-95
BY: CVT/TH

Blairsville Point Survey Form #003

Survey Serial #:	01-377
Survey Section:	1
Survey Unit:	19
Survey Sub-unit:	2

Alpha Survey Instruments				
Inst. S/N	Inst. Code	Eff. %	Corr. Fac.	Bkg. CPM
1517	7	22.1	4.52	1


Beta Survey Instruments				
Inst. S/N	Inst. Code	Eff. %	Corr. Fac.	Bkg. CPM
1595	12	32.4	3.09	346

Gamma or Beta/Gamma Instruments			
Inst. S/N	Inst. Code	Bkg.	Detection Type

Classification:	4
Survey Type:	UPPER
Survey Date:	5/24/95
Count Date:	8/29/95

Alpha Counting Instruments				
Inst. S/N	Inst. Code	Eff. %	Corr. Fac.	Bkg. CPM
13295	2	33.96	2.94	0.34

Beta Counting Instruments				
Inst. S/N	Inst. Code	Eff. %	Corr. Fac.	Bkg. CPM
13295	3	37.6	2.66	1.68

Surveyor:	A.V.TAYLOR/C.VERGARI
Signature:	

Surface Description	Coordinates		Gamma at 1m uR/hr	Gamma Inst. Code	Beta/Gamma Contact mR/hr	Beta/Gamma Code	Contact Gross 1 min. Count Alpha	Alpha Inst. Code	Contact Gross 1 min. Count Beta	Beta Inst. Code	Scan Contact Gross CPM		Removable DPM/100 cm2 Alpha	Alpha Count Code	Removable DPM/100 cm2 Beta	Beta Count Code	Comments
	X	Y									Max Beta	Avg Beta					
	CEILING	3									-1	N/A					
CEILING	3	-3	N/A	N/A	N/A	N/A	1	7	313	12	361	320	-0.99	2	0.85	3	PAINTED METAL
CEILING	2	-2	N/A	N/A	N/A	N/A	3	7	362	12	390	340	-0.99	2	-1.80	3	PAINTED METAL
CEILING	1	-4	N/A	N/A	N/A	N/A	1	7	271	12	452	250	-0.99	2	-4.46	3	PAINTED METAL

LB5100-W Low Background Counting System -- Smear Analysis

Date: 8/30/95
 Counting Unit id: 1
 Data file name: C:\LBXL\UNIT1\B01-377.XLD
 Batch Ended: 8/29/95 12:56
 Crosstalk Correction: Not Applied

Alpha activity action level (DPM): 20.00
 Beta activity action level (DPM): 200.00
 Certainty level for MDA and flags: 95.00%
 High Voltage Setting: 1440

Application Revision: 3
 Application Version: Standard

Batch ID: BLAIRSVILLE 1-19-2

Carrier	Alpha Activity				Beta Activity				Count time (min)	Alpha CPM	Beta CPM	Completion Date - Time
	DPM	σ	flags	MDA	DPM	σ	flags	MDA				
1	0.484	1.48	<MDA	7.98	0.85	2.68	<MDA	11.67	2.00	0.164	0.32	8/29/95 12:50
2	-0.989	1.48	<MDA	7.98	0.85	2.68	<MDA	11.67	2.00	-0.336	0.32	8/29/95 12:52
3	-0.989	1.48	<MDA	7.98	-1.80	1.90	<MDA	11.67	2.00	-0.336	-0.68	8/29/95 12:54
4	-0.989	1.48	<MDA	7.98	-4.46	1.36	<MDA	11.67	2.00	-0.336	-1.68	8/29/95 12:56

Alpha efficiency log file: th230ab Alpha Efficiency: 33.96% Alpha to Beta Crosstalk: 24.36% Alpha Background (CPM): 0.335714286 Alpha Correction Factor: 1.000
Beta efficiency log file: tc99ab Beta Efficiency: 37.60% Beta into Alpha Crosstalk: 0.17% Beta Background (CPM): 1.678571429 Beta Correction Factor: 1.000

9
W

8W
A

7
W

6
W

5A
W

30
S

29
S

S
28

2-6
2-5

6W
A

1-19-1

MEN'S LOCKER ROOM

LOCKERS

LOCKERS

LOCKERS

LOCKERS

LOCKERS

LOCKERS

LOCKERS

LOCKERS

1-19-2

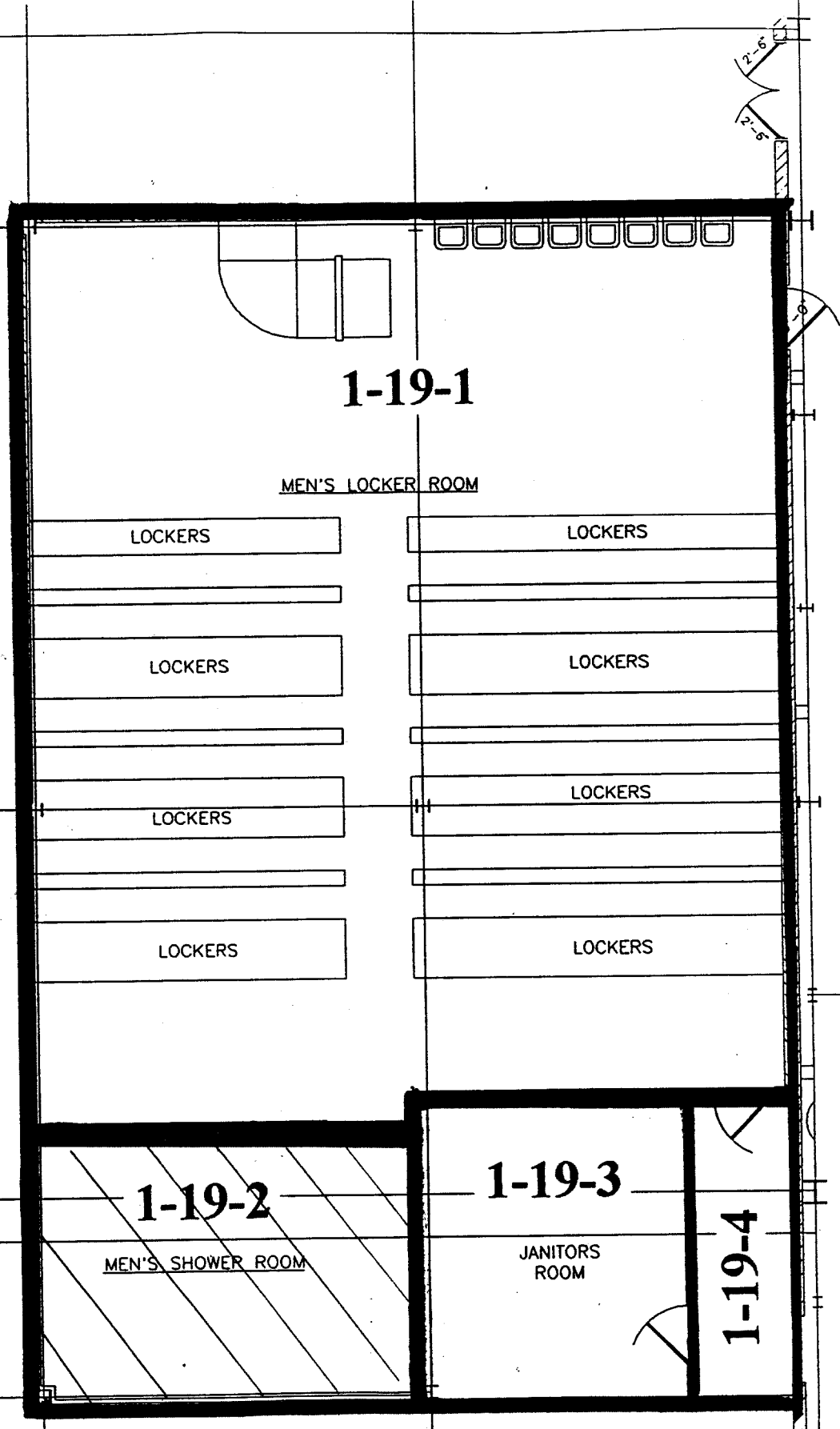
MEN'S SHOWER ROOM

1-19-3

JANITORS
ROOM

1-19-4

UNIT: 1-19-2
SN: 01377
DATE: 5-24-95
BY: CV/DT



Blairsville Point Survey Form #003

Survey Serial #:	01-378
------------------	--------

Survey Section:	1
Survey Unit:	19
Survey Sub-unit:	4

Classification:	4
Survey Type:	UPPER

Survey Date:	5/25/95
Count Date:	8/29/95


Alpha Survey Instruments				
Inst. S/N	Inst. Code	Eff. %	Corr. Fac.	Bkg. CPM
1517	7	22.1	4.52	0

Alpha Counting Instruments				
Inst. S/N	Inst. Code	Eff. %	Corr. Fac.	Bkg. CPM
13295	2	33.96	2.94	0.34

Beta Survey Instruments				
Inst. S/N	Inst. Code	Eff. %	Corr. Fac.	Bkg. CPM
1595	12	32.4	3.09	301

Beta Counting Instruments				
Inst. S/N	Inst. Code	Eff. %	Corr. Fac.	Bkg. CPM
13295	3	37.6	2.66	1.68

Gamma or Beta/Gamma Instruments			
Inst. S/N	Inst. Code	Bkg.	Detection Type

Surveyor:	V. TAYLOR/C. VERGARI
Signature:	

Surface Description	Coordinates		Gamma at 1m	Gamma Inst.	Beta/Gamma Contact	Beta/Gamma	Contact Gross 1 min. Count	Alpha Inst.	Contact Gross 1 min. Count	Beta Inst.	Scan Contact Gross CPM		Removable DPM/100 cm2	Alpha Count	Removable DPM/100 cm2	Beta Count	Comments
	X	Y	uR/hr	Code	mR/hr	Code	Alpha	Code	Beta	Code	Max Beta	Avg Beta	Alpha	Code	Beta	Code	
CEILING	1	-1	N/A	N/A	N/A	N/A	2	7	279	12	496	330	-0.99	2	-0.47	3	PAINTED METAL
CEILING	2	-1	N/A	N/A	N/A	N/A	0	7	308	12	477	320	-0.99	2	-3.13	3	PAINTED METAL
CEILING	4	-1	N/A	N/A	N/A	N/A	1	7	346	12	467	310	-0.99	2	-1.80	3	PAINTED METAL

LB5100-W Low Background Counting System -- Smear Analysis

Date: 8/30/95
 Counting Unit id: 1
 Data file name: C:\LBXL\UNIT1\B01-378.XLD
 Batch Ended: 8/29/95 13:03
 Crosstalk Correction: Not Applied

Alpha activity action level (DPM): 20.00
 Beta activity action level (DPM): 200.00
 Certainty level for MDA and flags: 95.00%
 High Voltage Setting: 1440

Application Revision: 3
 Application Version: Standard

Batch ID: BLAIRSVILLE 1-19-4

Carrier	Alpha Activity				Beta Activity			
	DPM	σ	flags	MDA	DPM	σ	flags	MDA
5	-0.989	1.48	<MDA	7.98	-0.47	2.32	<MDA	11.67
6	-0.989	1.48	<MDA	7.98	-3.13	1.36	<MDA	11.67
7	-0.989	1.48	<MDA	7.98	-1.80	1.90	<MDA	11.67

Alpha efficiency log file: th230ab			
Alpha Efficiency: 33.96%			
Alpha to Beta Crosstalk: 24.36%			
Alpha Background (CPM): 0.335714286			
Alpha Correction Factor: 1.000			
Beta efficiency log file: tc99ab			
Beta Efficiency: 37.60%			
Beta into Alpha Crosstalk: 0.17%			
Beta Background (CPM): 1.678571429			
Beta Correction Factor: 1.000			
Count time (min)	Alpha CPM	Beta CPM	Completion Date - Time
2.00	-0.336	-0.18	8/29/95 12:59
2.00	-0.336	-1.18	8/29/95 13:01
2.00	-0.336	-0.68	8/29/95 13:03

9 W

8 W
A

7 W

6 W
A

5 A
W

30 S

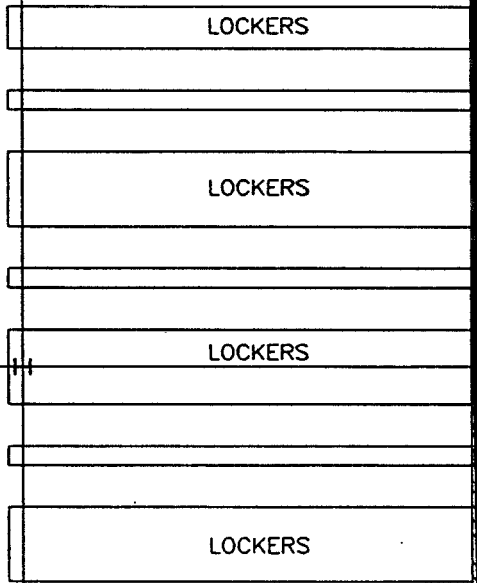
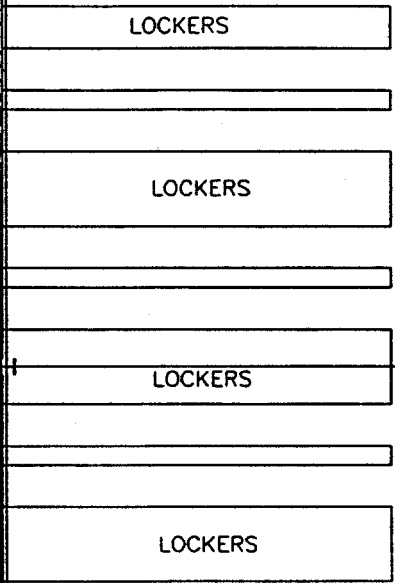
29 S

28 S



1-19-1

MEN'S LOCKER ROOM



1-19-2

MEN'S SHOWER ROOM

1-19-3

JANITORS ROOM

1-19-4

*UNIT: 1-19-4
SN: 01-378
DATE: 5-25-95
BY: CV/HL*

Blairsville Point Survey Form #003

Survey Serial #:	01-379
------------------	--------

Survey Section:	1
-----------------	---

Survey Unit:	19
--------------	----

Survey Sub-unit:	3
------------------	---

Classification:	4
-----------------	---

Survey Type:	UPPER
--------------	-------

Survey Date:	5/25/95
--------------	---------

Count Date:	8/29/95
-------------	---------


Alpha Survey Instruments				
Inst. S/N	Inst. Code	Eff. %	Corr. Fac.	Bkg. CPM
1517	7	22.1	4.52	1

Beta Survey Instruments				
Inst. S/N	Inst. Code	Eff. %	Corr. Fac.	Bkg. CPM
1595	12	32.4	3.09	276

Alpha Counting Instruments				
Inst. S/N	Inst. Code	Eff. %	Corr. Fac.	Bkg. CPM
13295	2	33.96	2.94	0.34

Beta Counting Instruments				
Inst. S/N	Inst. Code	Eff. %	Corr. Fac.	Bkg. CPM
13295	3	37.6	2.66	1.68

Gamma or Beta/Gamma Instruments			
Inst. S/N	Inst. Code	Bkg.	Detection Type

Surveyor:	V. TAYLOR/C. VERGARI
Signature:	

Surface Description	Coordinates		Gamma at 1m	Gamma Inst.	Beta/Gamma Contact	Beta/Gamma	Contact Gross 1 min. Count	Alpha Inst.	Contact Gross 1 min. Count	Beta Inst.	Scan Contact Gross CPM		Removable DPM/100 cm2	Alpha Count	Removable DPM/100 cm2	Beta Count	Comments
	X	Y	uR/hr	Code	mR/hr	Code	Alpha	Code	Beta	Code	Max Beta	Avg Beta	Alpha	Code	Beta	Code	
CEILING	1	-2	N/A	N/A	N/A	N/A	1	7	256	12	435	300	4.90	2	-0.47	3	PAINTED METAL
CEILING	3	-2	N/A	N/A	N/A	N/A	1	7	283	12	546	300	-0.99	2	-0.47	3	PAINTED METAL
CEILING	4	-2	N/A	N/A	N/A	N/A	0	7	289	12	407	300	0.48	2	-1.80	3	PAINTED METAL

LB5100-W Low Background Counting System -- Smear Analysis

Date: 8/30/95
 Counting Unit id: 1
 Data file name: C:\LBXL\UNIT1\B01-379.XLD
 Batch Ended: 8/29/95 13:10
 Crosstalk Correction: Not Applied

Alpha activity action level (DPM): 20.00
 Beta activity action level (DPM): 200.00
 Certainty level for MDA and flags: 95.00%
 High Voltage Setting: 1440

Application Revision: 3
 Application Version: Standard

Batch ID: BLAIRSVILLE 1-19-3

Carrier	Alpha Activity				Beta Activity				Count time (min)	Alpha CPM	Beta CPM	Completion Date - Time
	DPM	σ	flags	MDA	DPM	σ	flags	MDA				
8	4.901	2.95	<AL	7.98	-0.47	2.32	<MDA	11.67	2.00	1.664	-0.18	8/29/95 13:05
9	-0.989	1.48	<MDA	7.98	-0.47	2.32	<MDA	11.67	2.00	-0.336	-0.18	8/29/95 13:08
10	0.484	1.48	<MDA	7.98	-1.80	1.90	<MDA	11.67	2.00	0.164	-0.68	8/29/95 13:10

Alpha efficiency log file: th230ab Alpha Efficiency: 33.96% Alpha to Beta Crosstalk: 24.36% Alpha Background (CPM): 0.335714286 Alpha Correction Factor: 1.000
Beta efficiency log file: tc99ab Beta Efficiency: 37.60% Beta into Alpha Crosstalk: 0.17% Beta Background (CPM): 1.678571429 Beta Correction Factor: 1.000

9
W

8
W
A

7
W

6
W

5
A
W

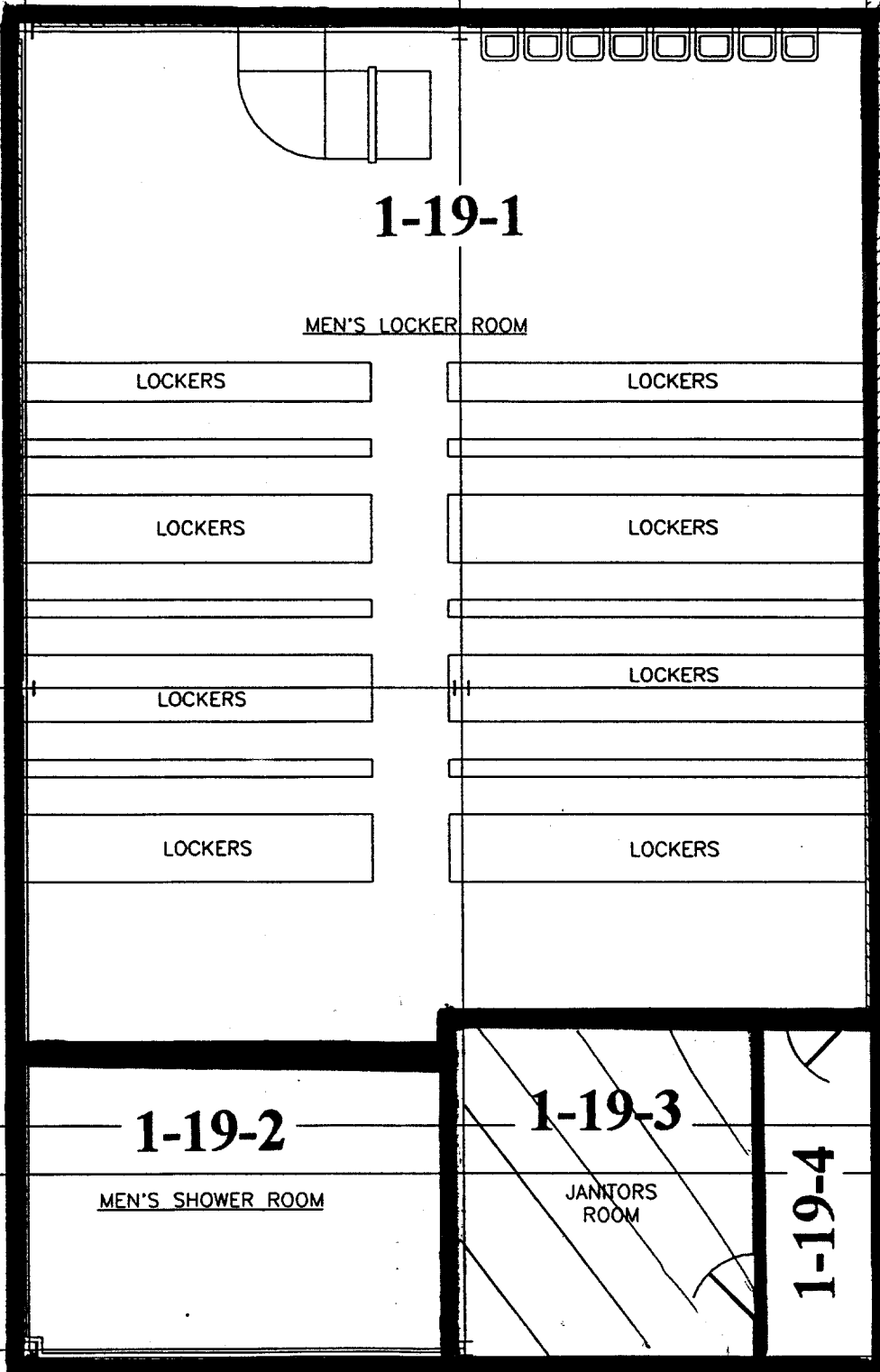
30
S

29
S

28
S

2'-6"

2'-6"



1-19-1

MEN'S LOCKER ROOM

LOCKERS

LOCKERS

LOCKERS

LOCKERS

LOCKERS

LOCKERS

LOCKERS

LOCKERS

1-19-2

MEN'S SHOWER ROOM

1-19-3

JANITORS ROOM

1-19-4

UNIT: 1-19-3
 SIV: 01-379
 DATE: 5-25-95
 BY: CV/VI

Blairsville Point Survey Form #003

Survey Serial #:	01-380
Survey Section:	1
Survey Unit:	5
Survey Sub-unit:	5

Alpha Survey Instruments				
Inst. S/N	Inst. Code	Eff. %	Corr. Fac.	Bkg. CPM
1517	7	22.1	4.52	1


Beta Survey Instruments				
Inst. S/N	Inst. Code	Eff. %	Corr. Fac.	Bkg. CPM
1595	12	32.4	3.09	282

Gamma or Beta/Gamma Instruments			
Inst. S/N	Inst. Code	Bkg.	Detection Type

Classification:	5
Survey Type:	UPPER
Survey Date:	5/25/95
Count Date:	8/29/95

Alpha Counting Instruments				
Inst. S/N	Inst. Code	Eff. %	Corr. Fac.	Bkg. CPM
13295	2	33.96	2.94	0.34

Beta Counting Instruments				
Inst. S/N	Inst. Code	Eff. %	Corr. Fac.	Bkg. CPM
13295	3	37.6	2.66	1.68

Surveyor:	V.TAYLOR/C.VERGARI
Signature:	

Surface Description	Coordinates		Gamma at 1m uR/hr	Gamma Inst. Code	Beta/Gamma Contact mR/hr	Beta/Gamma Code	Contact Gross 1 min. Count Alpha	Alpha Inst. Code	Contact Gross 1 min. Count Beta	Beta Inst. Code	Scan Contact Gross CPM		Removable DPM/100 cm2 Alpha	Alpha Count Code	Removable DPM/100 cm2 Beta	Beta Count Code	Comments
	X	Y									Max Beta	Avg Beta					
	CONCRETE	1									-1	N/A					
CONCRETE	2	-1	N/A	N/A	N/A	N/A	5	7	283	12	450	260	-0.99	2	-3.13	3	PAINTED
CONCRETE	3	-1	N/A	N/A	N/A	N/A	0	7	310	12	58400	330	-0.99	2	-1.80	3	ON CEILING
CONCRETE	4	-1	N/A	N/A	N/A	N/A	1	7	362	12	2570	630	-0.99	2	-1.80	3	PAINTED
CONCRETE	1	-2	N/A	N/A	N/A	N/A	2	7	300	12	463	290	-0.99	2	-1.80	3	PAINTED
CONCRETE	2	-2	N/A	N/A	N/A	N/A	2	7	263	12	483	300	0.48	2	-1.80	3	PAINTED
CONCRETE	3	-2	N/A	N/A	N/A	N/A	2	7	308	12	484	320	0.48	2	-3.13	3	PAINTED
CONCRETE	4	-2	N/A	N/A	N/A	N/A	3	7	292	12	786	320	-0.99	2	-3.13	3	PAINTED
CONCRETE	1	-3	N/A	N/A	N/A	N/A	1	7	333	12	409	280	0.48	2	-1.80	3	PAINTED
CONCRETE	2	-3	N/A	N/A	N/A	N/A	1	7	308	12	460	290	-0.99	2	-1.80	3	PAINTED
CONCRETE	3	-3	N/A	N/A	N/A	N/A	3	7	316	12	475	320	0.48	2	-1.80	3	PAINTED
CONCRETE	4	-3	N/A	N/A	N/A	N/A	4	7	312	12	803	300	-0.99	2	0.85	3	PAINTED
CONCRETE	1	-4	N/A	N/A	N/A	N/A	2	7	287	12	543	330	0.48	2	0.85	3	PAINTED
CONCRETE	2	-4	N/A	N/A	N/A	N/A	2	7	316	12	504	310	-0.99	2	-3.13	3	PAINTED
CONCRETE	3	-4	N/A	N/A	N/A	N/A	5	7	293	12	450	330	-0.99	2	-3.13	3	PAINTED
CONCRETE	4	-4	N/A	N/A	N/A	N/A	5	7	287	12	503	320	-0.99	2	2.18	3	PAINTED

LB5100-W Low Background Counting System -- Smear Analysis

Date: 8/30/95
 Counting Unit id: 1
 Data file name: C:\LBXL\UNIT1\B01-380.XLD
 Batch Ended: 8/29/95 13:45
 Crosstalk Correction: Not Applied

Alpha activity action level (DPM): 20.00
 Beta activity action level (DPM): 200.00
 Certainty level for MDA and flags: 95.00%
 High Voltage Setting: 1440

Application Revision: 3
 Application Version: Standard

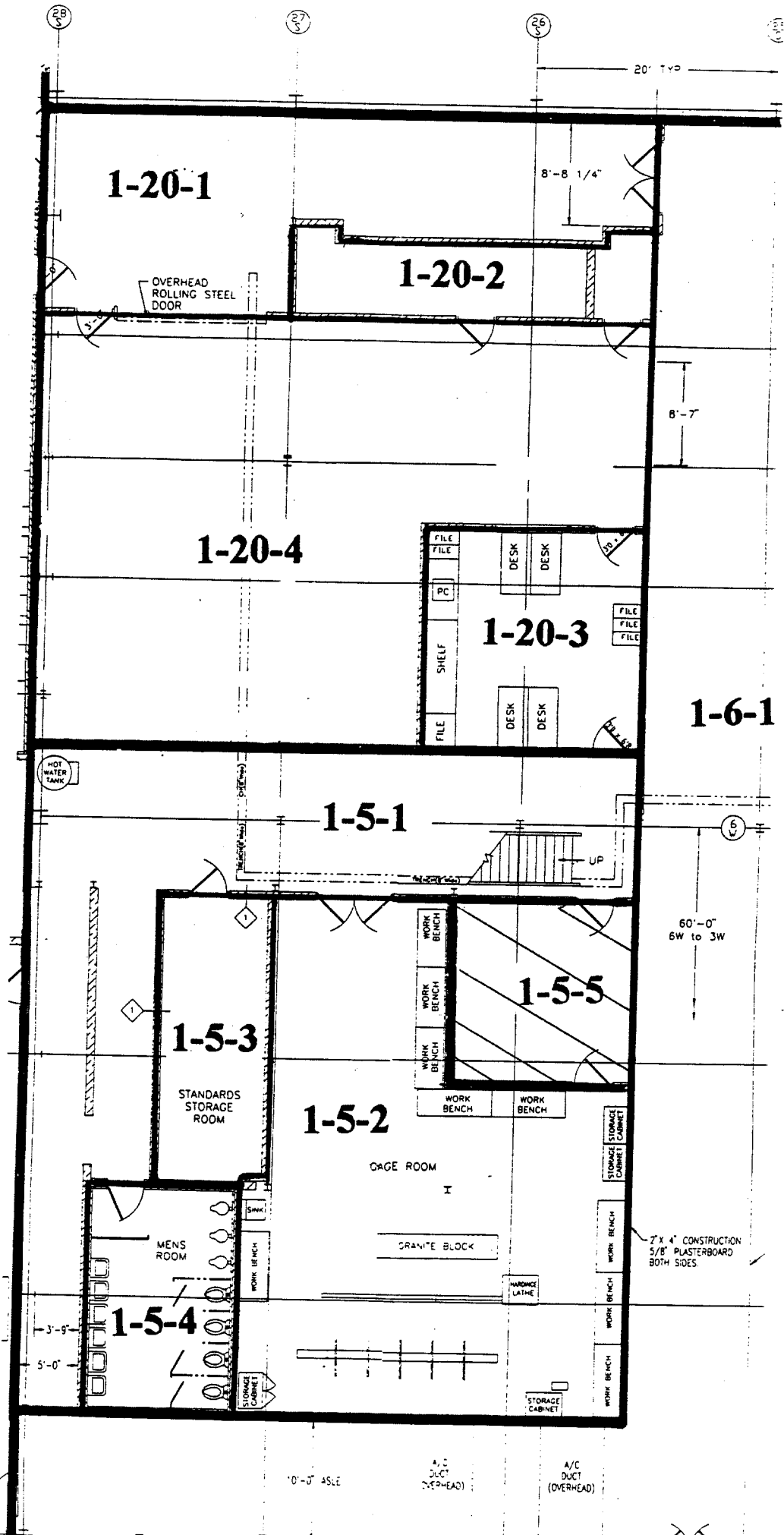
Alpha efficiency log file: th230ab
 Alpha Efficiency: 33.96%
 Alpha to Beta Crosstalk: 24.36%
 Alpha Background (CPM): 0.335714286
 Alpha Correction Factor: 1.000

Beta efficiency log file: tc99ab
 Beta Efficiency: 37.60%
 Beta into Alpha Crosstalk: 0.17%
 Beta Background (CPM): 1.678571429
 Beta Correction Factor: 1.000

Batch ID: BLAIRSVILLE 1-5-5

Carrier	Alpha Activity				Beta Activity				Count time (min)	Alpha CPM	Beta CPM	Completion Date - Time
	DPM	σ	flags	MDA	DPM	σ	flags	MDA				
11	-0.989	1.48	<MDA	7.98	-4.46	1.36	<MDA	11.67	2.00	-0.336	-1.68	8/29/95 13:12
12	-0.989	1.48	<MDA	7.98	-3.13	1.36	<MDA	11.67	2.00	-0.336	-1.18	8/29/95 13:14
13	-0.989	1.48	<MDA	7.98	-1.80	1.90	<MDA	11.67	2.00	-0.336	-0.68	8/29/95 13:17
14	-0.989	1.48	<MDA	7.98	-1.80	1.90	<MDA	11.67	2.00	-0.336	-0.68	8/29/95 13:19
15	-0.989	1.48	<MDA	7.98	-1.80	1.90	<MDA	11.67	2.00	-0.336	-0.68	8/29/95 13:21
16	0.484	1.48	<MDA	7.98	-1.80	1.90	<MDA	11.67	2.00	0.164	-0.68	8/29/95 13:23
17	0.484	1.48	<MDA	7.98	-3.13	1.36	<MDA	11.67	2.00	0.164	-1.18	8/29/95 13:25
18	-0.989	1.48	<MDA	7.98	-3.13	1.36	<MDA	11.67	2.00	-0.336	-1.18	8/29/95 13:27
19	0.484	1.48	<MDA	7.98	-1.80	1.90	<MDA	11.67	2.00	0.164	-0.68	8/29/95 13:30
20	-0.989	1.48	<MDA	7.98	-1.80	1.90	<MDA	11.67	2.00	-0.336	-0.68	8/29/95 13:32
61	0.484	1.48	<MDA	7.98	-1.80	1.90	<MDA	11.67	2.00	0.164	-0.68	8/29/95 13:34
62	-0.989	1.48	<MDA	7.98	0.85	2.68	<MDA	11.67	2.00	-0.336	0.32	8/29/95 13:36
63	0.484	1.48	<MDA	7.98	0.85	2.68	<MDA	11.67	2.00	0.164	0.32	8/29/95 13:39
64	-0.989	1.48	<MDA	7.98	-3.13	1.36	<MDA	11.67	2.00	-0.336	-1.18	8/29/95 13:41
65	-0.989	1.48	<MDA	7.98	-3.13	1.36	<MDA	11.67	2.00	-0.336	-1.18	8/29/95 13:43
66	-0.989	1.48	<MDA	7.98	2.18	2.99	<MDA	11.67	2.00	-0.336	0.82	8/29/95 13:45

UNIT 1-5-5
SN: 1380
DATE: 5.25.95
BY: CV/AT



Survey Date: 5-25-95	Time: 0800	Surveyor: Larry Smith	Signature: <i>[Signature]</i>
Count Date:	Time:	Counted by:	Signature:

Survey Instrumentation			
Instrument	Code	Efficiency	Background
Ludlum	33	NA	1407 CPM
ES20	17	23.3%	40 CPM
ES20	18	NA	0.1 mCi/hr

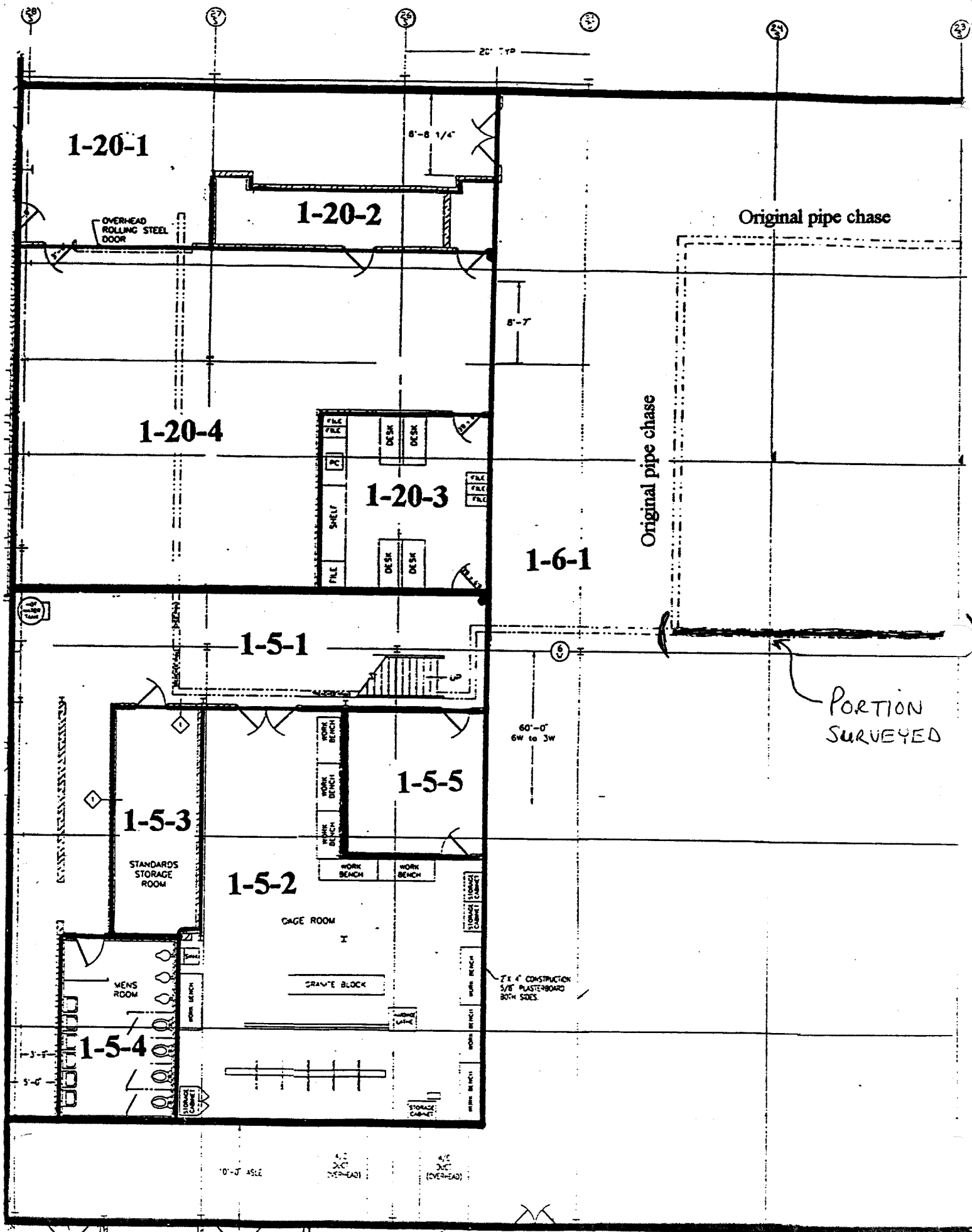
Counting Equipment			
	Instrument Code	Background CPM	Efficiency %
Alpha	NA		
Beta	NA		

[*] Tennelec instrument data appears on smear printouts.

Survey type	
<input checked="" type="checkbox"/>	Radiation
<input type="checkbox"/>	Smear
<input type="checkbox"/>	Radiation/Smear
<input type="checkbox"/>	Other (Specify):

Survey Purpose	
<input type="checkbox"/>	Routine
<input type="checkbox"/>	Pre RWP #
<input type="checkbox"/>	For RWP #
<input type="checkbox"/>	Miscellaneous
<input type="checkbox"/>	Unconditional Release S/N:
<input checked="" type="checkbox"/>	Decommission S/N: 01-381

Comments: SURVEY PERFORMED DURING FACILITY CONSTRUCTION PHASES TO INSTALL NEW PIPE CHASES. PORTION OF OLD CHASE BEING REMOVED IS ILLUSTRATED ON ATTACHED MAP THAT THIS SURVEY IS FOR.



Blairsville Point Survey Form #003

Survey Serial #: **01-382**

Survey Section: **1**

Survey Unit: **20**

Survey Sub-unit: **2**

Classification: **5**

Survey Type: **UPPER**

Survey Date: **5/25/95**

Count Date: **8/29/95**


Alpha Survey Instruments				
Inst. S/N	Inst. Code	Eff. %	Corr. Fac.	Bkg. CPM
1517	7	22.1	4.52	5

Beta Survey Instruments				
Inst. S/N	Inst. Code	Eff. %	Corr. Fac.	Bkg. CPM
1595	12	32.4	3.09	232

Gamma or Beta/Gamma Instruments			
Inst. S/N	Inst. Code	Bkg.	Detection Type

Alpha Counting Instruments				
Inst. S/N	Inst. Code	Eff. %	Corr. Fac.	Bkg. CPM
13295	2	33.96	2.94	0.34

Beta Counting Instruments				
Inst. S/N	Inst. Code	Eff. %	Corr. Fac.	Bkg. CPM
13295	3	37.6	2.66	1.68

Surveyor: **V. TAYLOR/C. VERGARI**
 Signature: 

Surface Description	Coordinates		Gamma at 1m	Gamma Inst.	Beta/Gamma Contact	Beta/Gamma Code	Contact Gross 1 min. Count	Alpha Inst. Code	Contact Gross 1 min. Count	Beta Inst. Code	Scan Contact Gross CPM		Removable DPM/100 cm2	Alpha Count	Removable DPM/100 cm2	Beta Count	Comments
	X	Y	uR/hr	Code	mR/hr	Code	Alpha	Beta	Code	Code	Max Beta	Avg Beta	Alpha	Code	Beta	Code	
CEILING	1	-1	N/A	N/A	N/A	N/A	2	7	212	12	468	220	-0.99	2	0.85	3	PAINTEd METAL
CEILING	4	-1	N/A	N/A	N/A	N/A	2	7	255	12	393	260	1.96	2	-1.80	3	PAINTEd METAL

LB5100-W Low Background Counting System -- Smear Analysis

Date: 8/30/95
 Counting Unit id: 1
 Data file name: C:\LBXL\UNIT1\B01-382.XLD
 Batch Ended: 8/29/95 13:50
 Crosstalk Correction: Not Applied

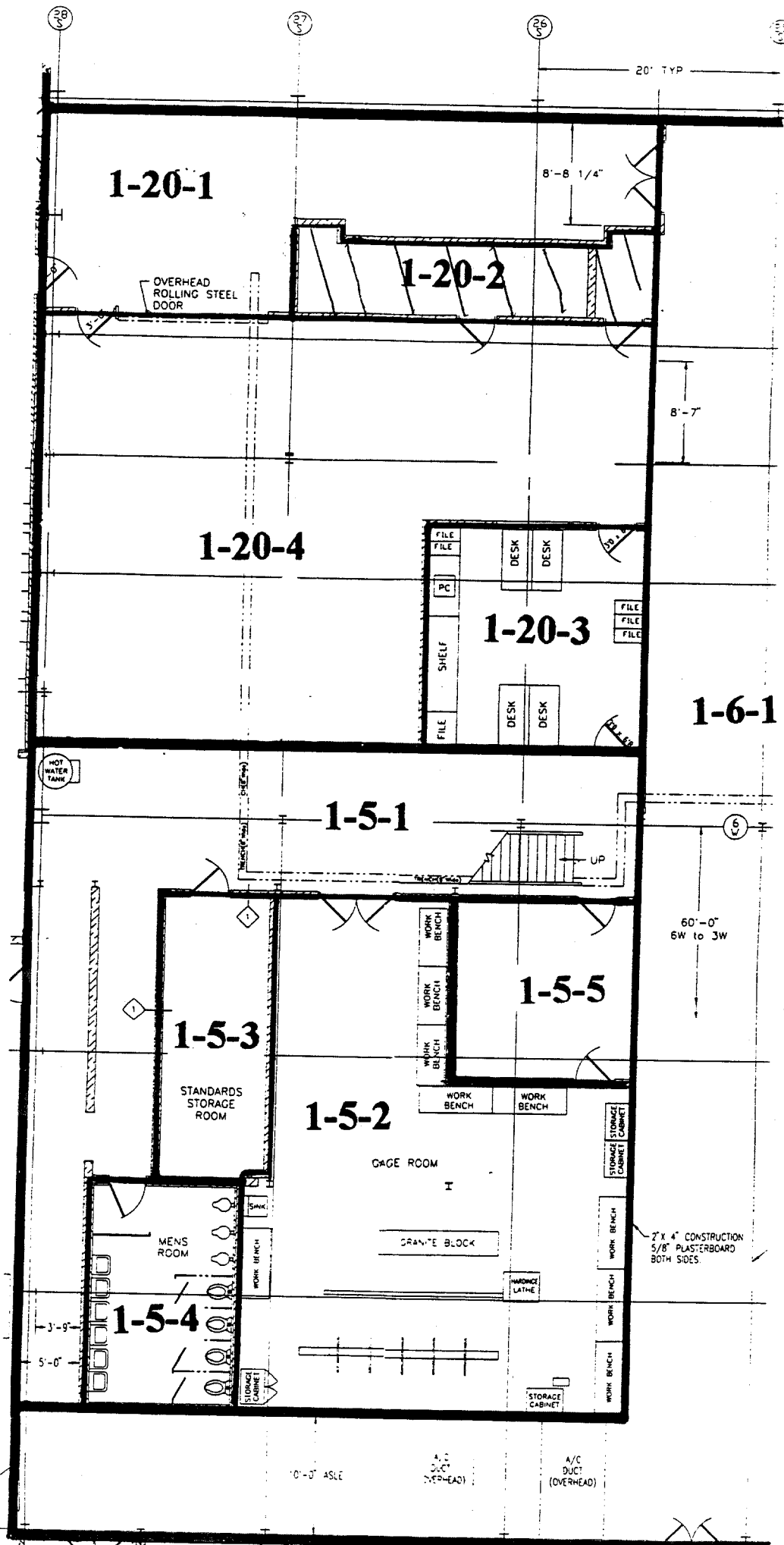
Alpha activity action level (DPM): 20.00
 Beta activity action level (DPM): 200.00
 Certainty level for MDA and flags: 95.00%
 High Voltage Setting: 1440

Application Revision: 3
 Application Version: Standard

Batch ID: BLAIRSVILLE 1-20-2

Carrier	Alpha Activity				Beta Activity				Count time (min)	Alpha CPM	Beta CPM	Completion Date - Time
	DPM	σ	flags	MDA	DPM	σ	flags	MDA				
21	-0.989	1.48	<MDA	7.98	0.85	2.68	<MDA	11.67	2.00	-0.336	0.32	8/29/95 13:48
22	1.956	2.09	<MDA	7.98	-1.80	1.90	<MDA	11.67	2.00	0.664	-0.68	8/29/95 13:50

Alpha efficiency log file: th230ab Alpha Efficiency: 33.96% Alpha to Beta Crosstalk: 24.36% Alpha Background (CPM): 0.335714286 Alpha Correction Factor: 1.000
Beta efficiency log file: tc99ab Beta Efficiency: 37.60% Beta into Alpha Crosstalk: 0.17% Beta Background (CPM): 1.678571429 Beta Correction Factor: 1.000



UNIT: 1-20-2
 NO: 01-382
 DATE: 5-25-95
 BY: CUV/T

0'-0" ASLE
 A/C DUCT (OVERHEAD)
 A/C DUCT (OVERHEAD)

Blairsville Point Survey Form #003

Survey Serial #:	01-383
Survey Section:	1
Survey Unit:	21
Survey Sub-unit:	1

Alpha Survey Instruments				
Inst. S/N	Inst. Code	Eff. %	Corr. Fac.	Bkg. CPM
1517	7	22.1	4.52	4


Beta Survey Instruments				
Inst. S/N	Inst. Code	Eff. %	Corr. Fac.	Bkg. CPM
1595	12	32.4	3.09	207

Gamma or Beta/Gamma Instruments			
Inst. S/N	Inst. Code	Bkg.	Detection Type

Classification:	4
Survey Type:	UPPER

Alpha Counting Instruments				
Inst. S/N	Inst. Code	Eff. %	Corr. Fac.	Bkg. CPM
13295	2	33.96	2.94	0.34

Beta Counting Instruments				
Inst. S/N	Inst. Code	Eff. %	Corr. Fac.	Bkg. CPM
13295	3	37.6	2.66	1.68

Surveyor:	V. TAYLOR/C. VERGARI
Signature:	

Surface Description	Coordinates		Gamma at 1m	Gamma Inst.	Beta/Gamma Contact	Beta/Gamma	Contact Gross 1 min. Count	Alpha Inst.	Contact Gross 1 min. Count	Beta Inst.	Scan Contact Gross CPM		Removable DPM/100 cm2	Alpha Count	Removable DPM/100 cm2	Beta Count	Comments
	X	Y	uR/hr	Code	mR/hr	Code	Alpha	Beta	Code	Code	Max Beta	Avg Beta	Alpha	Code	Beta	Code	
	SOUTH WALL	0	4.5	N/A	N/A	N/A	N/A	2	7	311	12	357	280	0.48	2	-0.47	
SOUTH WALL	2	4.5	N/A	N/A	N/A	N/A	0	7	261	12	359	240	-0.99	2	0.85	3	PAINTED BLOCK
SOUTH WALL	0	2.5	N/A	N/A	N/A	N/A	1	7	287	12	380	260	3.43	2	-4.46	3	PAINTED BLOCK
SOUTH WALL	2	2.5	N/A	N/A	N/A	N/A	2	7	291	12	352	250	-0.99	2	-1.80	3	PAINTED BLOCK
SOUTH WALL	4	4.5	N/A	N/A	N/A	N/A	1	7	204	12	326	230	-0.99	2	-0.47	3	PAINTED BLOCK
SOUTH WALL	6	4.5	N/A	N/A	N/A	N/A	1	7	216	12	307	210	-0.99	2	-1.80	3	PAINTED BLOCK
SOUTH WALL	4	2.5	N/A	N/A	N/A	N/A	2	7	215	12	310	240	-0.99	2	-0.47	3	PAINTED BLOCK
SOUTH WALL	6	2.5	N/A	N/A	N/A	N/A	1	7	243	12	327	220	-0.99	2	-3.13	3	PAINTED BLOCK
SOUTH WALL	8	2.5	N/A	N/A	N/A	N/A	1	7	211	12	328	210	-0.99	2	-0.47	3	PAINTED BLOCK
SOUTH WALL	10	2.5	N/A	N/A	N/A	N/A	0	7	158	12	254	170	-0.99	2	0.85	3	PAINTED METAL
SOUTH WALL	10	4.5	N/A	N/A	N/A	N/A	1	7	175	12	230	150	-0.99	2	3.51	3	PAINTED METAL
SOUTH WALL	12	2.5	N/A	N/A	N/A	N/A	3	7	331	12	426	220	-0.99	2	7.50	3	PAINTED BLOCK
SOUTH WALL	12	4.5	N/A	N/A	N/A	N/A	2	7	299	12	298	160	-0.99	2	0.85	3	PAINTED METAL
SOUTH WALL	14	2.5	N/A	N/A	N/A	N/A	1	7	340	12	415	210	-0.99	2	2.18	3	PAINTED BLOCK
SOUTH WALL	14	4.5	N/A	N/A	N/A	N/A	3	7	322	12	395	230	-0.99	2	0.85	3	PAINTED METAL
SOUTH WALL	16	2.5	N/A	N/A	N/A	N/A	3	7	356	12	475	290	-0.99	2	-1.80	3	PAINTED BLOCK
SOUTH WALL	16	4.5	N/A	N/A	N/A	N/A	4	7	307	12	305	290	-0.99	2	-1.80	3	PAINTED METAL
SOUTH WALL	18	2.5	N/A	N/A	N/A	N/A	4	7	369	12	440	240	0.48	2	-0.47	3	PAINTED BLOCK
SOUTH WALL	18	4.5	N/A	N/A	N/A	N/A	6	7	318	12	379	280	3.43	2	0.85	3	PAINTED METAL
EAST WALL	9.5	4	N/A	N/A	N/A	N/A	0	7	254	12	362	260	0.48	2	-0.47	3	PAINTED BLOCK
EAST WALL	11.5	4	N/A	N/A	N/A	N/A	3	7	276	12	351	220	-0.99	2	-1.80	3	PAINTED BLOCK
EAST WALL	9.5	6	N/A	N/A	N/A	N/A	3	7	251	12	360	250	-0.99	2	-4.46	3	PAINTED METAL
EAST WALL	11.5	6	N/A	N/A	N/A	N/A	1	7	241	12	347	240	-0.99	2	-0.47	3	PAINTED METAL

Blairsville Point Survey Form #003

Survey Serial #:	01-383
Survey Section:	1
Survey Unit:	21
Survey Sub-unit:	1

Alpha Survey Instruments				
Inst. S/N	Inst. Code	Eff. %	Corr. Fac.	Bkg. CPM
1517	7	22.1	4.52	4


Beta Survey Instruments				
Inst. S/N	Inst. Code	Eff. %	Corr. Fac.	Bkg. CPM
1595	12	32.4	3.09	207

Gamma or Beta/Gamma Instruments			
Inst. S/N	Inst. Code	Bkg.	Detection Type

Classification:	4
Survey Type:	UPPER

Alpha Counting Instruments				
Inst. S/N	Inst. Code	Eff. %	Corr. Fac.	Bkg. CPM
13295	2	33.96	2.94	0.34

Beta Counting Instruments				
Inst. S/N	Inst. Code	Eff. %	Corr. Fac.	Bkg. CPM
13295	3	37.6	2.66	1.68

Surveyor:	TAYLOR, C. VERGARI
Signature:	

Surface Description	Coordinates		Gamma at 1m	Gamma Inst.	Beta/Gamma Contact	Beta/Gamma	Contact Gross 1 min. Count	Alpha Inst.	Contact Gross 1 min. Count	Beta Inst.	Scan Contact Gross CPM		Removable DPM/100 cm2	Alpha Count	Removable DPM/100 cm2	Beta Count	Comments
	X	Y	uR/hr	Code	mR/hr	Code	Alpha	Code	Beta	Code	Max Beta	Avg Beta	Alpha	Code	Beta	Code	
	EAST WALL	13	4	N/A	N/A	N/A	N/A	0	7	290	12	493	330	0.48	2	-3.13	
EAST WALL	13	6	N/A	N/A	N/A	N/A	3	7	224	12	478	340	-0.99	2	-0.47	3	PAINTED METAL
EAST WALL	16	4	N/A	N/A	N/A	N/A	2	7	473	12	482	360	-0.99	2	-4.46	3	PAINTED BLOCK
EAST WALL	16	6	N/A	N/A	N/A	N/A	1	7	340	12	615	350	0.48	2	-4.46	3	PAINTED METAL
EAST WALL	24	4	N/A	N/A	N/A	N/A	0	7	490	12	586	420	0.48	2	-1.80	3	PAINTED BLOCK
EAST WALL	24	6	N/A	N/A	N/A	N/A	5	7	461	12	560	420	-0.99	2	-0.47	3	PAINTED METAL

LB5100-W Low Background Counting System -- Smear Analysis

Date: 8/30/95
 Counting Unit id: 1
 Data file name: C:\LBXL\UNIT1\B01-383.XLD
 Batch Ended: 8/29/95 15:06
 Crosstalk Correction: Not Applied

Alpha activity action level (DPM): 20.00
 Beta activity action level (DPM): 200.00
 Certainty level for MDA and flags: 95.00%
 High Voltage Setting: 1440

Application Revision: 3
 Application Version: Standard

Alpha efficiency log file: th230ab
 Alpha Efficiency: 33.96%
 Alpha to Beta Crosstalk: 24.36%
 Alpha Background (CPM): 0.335714286
 Alpha Correction Factor: 1.000

Beta efficiency log file: tc99ab
 Beta Efficiency: 37.60%
 Beta into Alpha Crosstalk: 0.17%
 Beta Background (CPM): 1.678571429
 Beta Correction Factor: 1.000

Batch ID: BLAIRSVILLE 1-21-1

Carrier	Alpha Activity				Beta Activity				Count time (min)	Alpha CPM	Beta CPM	Completion Date - Time
	DPM	σ	flags	MDA	DPM	σ	flags	MDA				
1	0.484	1.48	<MDA	7.98	-0.47	2.32	<MDA	11.67	2.00	0.164	-0.18	8/29/95 13:52
2	-0.989	1.48	<MDA	7.98	0.85	2.68	<MDA	11.67	2.00	-0.336	0.32	8/29/95 13:54
3	3.429	2.56	<AL	7.98	-4.46	1.36	<MDA	11.67	2.00	1.164	-1.68	8/29/95 13:56
4	-0.989	1.48	<MDA	7.98	-1.80	1.90	<MDA	11.67	2.00	-0.336	-0.68	8/29/95 13:59
5	-0.989	1.48	<MDA	7.98	-0.47	2.32	<MDA	11.67	2.00	-0.336	-0.18	8/29/95 14:01
6	-0.989	1.48	<MDA	7.98	-1.80	1.90	<MDA	11.67	2.00	-0.336	-0.68	8/29/95 14:03
7	-0.989	1.48	<MDA	7.98	-0.47	2.32	<MDA	11.67	2.00	-0.336	-0.18	8/29/95 14:05
8	-0.989	1.48	<MDA	7.98	-3.13	1.36	<MDA	11.67	2.00	-0.336	-1.18	8/29/95 14:07
9	-0.989	1.48	<MDA	7.98	-0.47	2.32	<MDA	11.67	2.00	-0.336	-0.18	8/29/95 14:10
10	-0.989	1.48	<MDA	7.98	0.85	2.68	<MDA	11.67	2.00	-0.336	0.32	8/29/95 14:12
11	-0.989	1.48	<MDA	7.98	3.51	3.27	<MDA	11.67	2.00	-0.336	1.32	8/29/95 14:14
12	-0.989	1.48	<MDA	7.98	7.50	4.00	<AL	11.67	2.00	-0.336	2.82	8/29/95 14:16
13	-0.989	1.48	<MDA	7.98	0.85	2.68	<MDA	11.67	2.00	-0.336	0.32	8/29/95 14:18
14	-0.989	1.48	<MDA	7.98	2.18	2.99	<MDA	11.67	2.00	-0.336	0.82	8/29/95 14:21
15	-0.989	1.48	<MDA	7.98	0.85	2.68	<MDA	11.67	2.00	-0.336	0.32	8/29/95 14:23
16	-0.989	1.48	<MDA	7.98	-1.80	1.90	<MDA	11.67	2.00	-0.336	-0.68	8/29/95 14:25
17	-0.989	1.48	<MDA	7.98	-1.80	1.90	<MDA	11.67	2.00	-0.336	-0.68	8/29/95 14:27
18	0.484	1.48	<MDA	7.98	-0.47	2.32	<MDA	11.67	2.00	0.164	-0.18	8/29/95 14:30
19	3.429	2.56	<AL	7.98	0.85	2.68	<MDA	11.67	2.00	1.164	0.32	8/29/95 14:32
20	0.484	1.48	<MDA	7.98	-0.47	2.32	<MDA	11.67	2.00	0.164	-0.18	8/29/95 14:34
21	-0.989	1.48	<MDA	7.98	-1.80	1.90	<MDA	11.67	2.00	-0.336	-0.68	8/29/95 14:36
22	-0.989	1.48	<MDA	7.98	-4.46	1.36	<MDA	11.67	2.00	-0.336	-1.68	8/29/95 14:38
23	-0.989	1.48	<MDA	7.98	-0.47	2.32	<MDA	11.67	2.00	-0.336	-0.18	8/29/95 14:41
24	0.484	1.48	<MDA	7.98	-3.13	1.36	<MDA	11.67	2.00	0.164	-1.18	8/29/95 14:43

LB5100-W Low Background Counting System -- Smear Analysis

Date: 8/30/95
 Counting Unit id: 1
 Data file name: C:\LBXL\UNIT1\B01-383.XLD
 Batch Ended: 8/29/95 15:06
 Crosstalk Correction: Not Applied

Alpha activity action level (DPM): 20.00
 Beta activity action level (DPM): 200.00
 Certainty level for MDA and flags: 95.00%
 High Voltage Setting: 1440

Application Revision: 3
 Application Version: Standard

Alpha efficiency log file: th230ab Alpha Efficiency: 33.96% Alpha to Beta Crosstalk: 24.36% Alpha Background (CPM): 0.335714286 Alpha Correction Factor: 1.000
Beta efficiency log file: tc99ab Beta Efficiency: 37.60% Beta into Alpha Crosstalk: 0.17% Beta Background (CPM): 1.678571429 Beta Correction Factor: 1.000

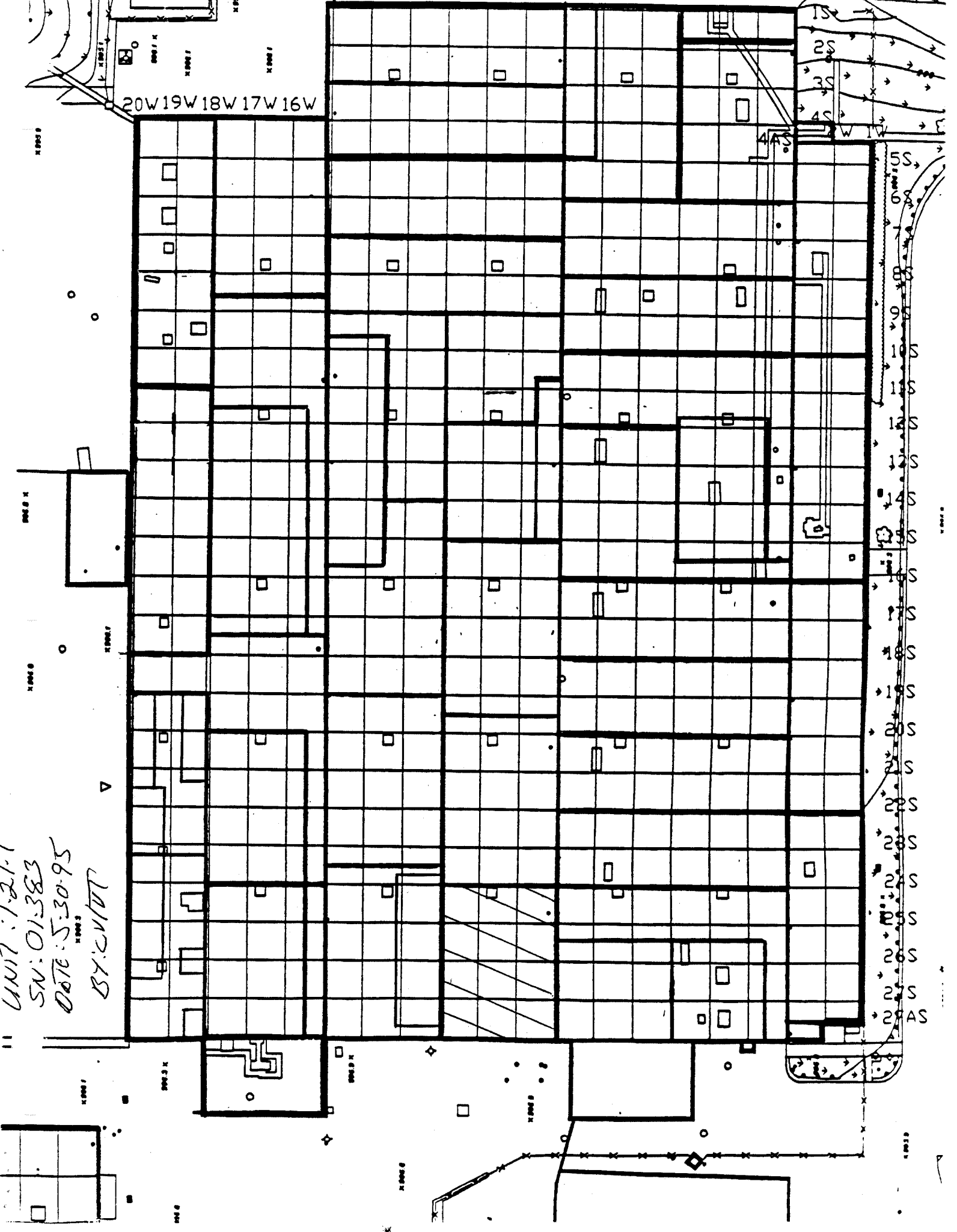
Batch ID: BLAIRSVILLE 1-21-1

Carrier	Alpha Activity				Beta Activity				Count time (min)	Alpha CPM	Beta CPM	Completion Date - Time
	DPM	σ	flags	MDA	DPM	σ	flags	MDA				
25	-0.989	1.48	<MDA	7.98	-0.47	2.32	<MDA	11.67	2.00	-0.336	-0.18	8/29/95 14:45
26	-0.989	1.48	<MDA	7.98	-4.46	1.36	<MDA	11.67	2.00	-0.336	-1.68	8/29/95 14:47
27	0.484	1.48	<MDA	7.98	-4.46	1.36	<MDA	11.67	2.00	0.164	-1.68	8/29/95 14:49
28	0.484	1.48	<MDA	7.98	-1.80	1.90	<MDA	11.67	2.00	0.164	-0.68	8/29/95 14:52
29	-0.989	1.48	<MDA	7.98	-0.47	2.32	<MDA	11.67	2.00	-0.336	-0.18	8/29/95 15:06

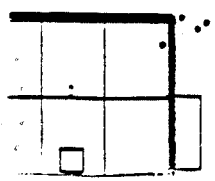
15W 14W 13W 12W 11W 10W 9W 8W 7W 6W 5W 4W 3W

20W 19W 18W 17W 16W

UNIT: 1-21-1
SN: 01-383
DATE: 5-30-95
BY: CVT/T



1S
2S
3S
4S
5S
6S
7S
8S
9S
10S
11S
12S
13S
14S
15S
16S
17S
18S
19S
20S
21S
22S
23S
24S
25S
26S
27S
28S
29S



Blairsville Point Survey Form #003

Survey Serial #:	01-384
Survey Section:	1
Survey Unit:	33
Survey Sub-unit:	2

Alpha Survey Instruments				
Inst. S/N	Inst. Code	Eff. %	Corr. Fac.	Bkg. CPM
1517	7	22.1	4.52	0


Beta Survey Instruments				
Inst. S/N	Inst. Code	Eff. %	Corr. Fac.	Bkg. CPM
1595	12	32.4	3.09	276

Gamma or Beta/Gamma Instruments			
Inst. S/N	Inst. Code	Bkg.	Detection Type

Classification:	4
Survey Type:	UPPER

Alpha Counting Instruments				
Inst. S/N	Inst. Code	Eff. %	Corr. Fac.	Bkg. CPM
13295	2	33.96	2.94	0.34

Beta Counting Instruments				
Inst. S/N	Inst. Code	Eff. %	Corr. Fac.	Bkg. CPM
13295	3	37.6	2.66	1.68

Surveyor:	V. TAYLOR/C. VERGARI
Signature:	

Survey Date:	5/30/95
Count Date:	8/30/95

Surface Description	Coordinates		Gamma at 1m uR/hr	Gamma Inst. Code	Beta/Gamma Contact mR/hr	Beta/Gamma Code	Contact Gross 1 min. Count Alpha	Alpha Inst. Code	Contact Gross 1 min. Count Beta	Beta Inst. Code	Scan Contact Gross CPM		Removable DPM/100 cm2 Alpha	Alpha Count Code	Removable DPM/100 cm2 Beta	Beta Count Code	Comments
	X	Y									Max Beta	Avg Beta					
NORTH WALL	7	3	N/A	N/A	N/A	N/A	3	7	302	12	385	280	-0.99	2	2.18	3	PAINTED BLOCK
NORTH WALL	7	4.5	N/A	N/A	N/A	N/A	5	7	285	12	378	270	0.48	2	-3.13	3	PAINTED BLOCK
NORTH WALL	9	3	N/A	N/A	N/A	N/A	0	7	283	12	336	240	1.96	2	2.18	3	PAINTED BLOCK
NORTH WALL	9	4.5	N/A	N/A	N/A	N/A	1	7	274	12	326	220	1.96	2	-3.13	3	PAINTED BLOCK
EAST WALL	2	3	N/A	N/A	N/A	N/A	2	7	308	12	426	300	0.48	2	0.85	3	PAINTED BLOCK
EAST WALL	2	4.5	N/A	N/A	N/A	N/A	0	7	264	12	372	270	-0.99	2	2.18	3	PAINTED BLOCK
EAST WALL	2	6	N/A	N/A	N/A	N/A	0	7	261	12	314	230	0.48	2	2.18	3	PAINTED BLOCK
EAST WALL	4	6	N/A	N/A	N/A	N/A	1	7	218	12	341	200	-0.99	2	-0.47	3	PAINTED BLOCK
EAST WALL	2	4	N/A	N/A	N/A	N/A	1	7	254	12	353	240	1.96	2	-3.13	3	PAINTED BLOCK
EAST WALL	4	4	N/A	N/A	N/A	N/A	0	7	271	12	291	230	-0.99	2	-1.80	3	PAINTED BLOCK
EAST WALL	6	6	N/A	N/A	N/A	N/A	2	7	200	12	326	210	1.96	2	-3.13	3	PAINTED BLOCK
EAST WALL	8	6	N/A	N/A	N/A	N/A	0	7	269	12	340	200	-0.99	2	0.85	3	PAINTED BLOCK
EAST WALL	6	4	N/A	N/A	N/A	N/A	1	7	258	12	339	220	0.48	2	0.85	3	PAINTED BLOCK
EAST WALL	8	4	N/A	N/A	N/A	N/A	4	7	275	12	342	260	-0.99	2	0.85	3	PAINTED BLOCK
EAST WALL	10	6	N/A	N/A	N/A	N/A	1	7	196	12	376	250	-0.99	2	0.85	3	PAINTED BLOCK
EAST WALL	12	6	N/A	N/A	N/A	N/A	3	7	199	12	378	240	0.48	2	-1.80	3	PAINTED BLOCK
EAST WALL	10	4	N/A	N/A	N/A	N/A	2	7	245	12	300	230	-0.99	2	-3.13	3	PAINTED BLOCK
EAST WALL	12	4	N/A	N/A	N/A	N/A	3	7	222	12	379	230	-0.99	2	-0.47	3	PAINTED BLOCK

LB5100-W Low Background Counting System – Smear Analysis

Date: 8/30/95
 Counting Unit id: 1
 Data file name: C:\LBXL\UNIT1\B01-384.XLD
 Batch Ended: 8/30/95 4:53
 Crosstalk Correction: Not Applied

Alpha activity action level (DPM): 20.00
 Beta activity action level (DPM): 200.00
 Certainty level for MDA and flags: 95.00%
 High Voltage Setting: 1440

Application Revision: 3
 Application Version: Standard

Alpha efficiency log file: th230ab
 Alpha Efficiency: 33.96%
 Alpha to Beta Crosstalk: 24.36%
 Alpha Background (CPM): 0.335714286
 Alpha Correction Factor: 1.000

Beta efficiency log file: tc99ab
 Beta Efficiency: 37.60%
 Beta into Alpha Crosstalk: 0.17%
 Beta Background (CPM): 1.678571429
 Beta Correction Factor: 1.000

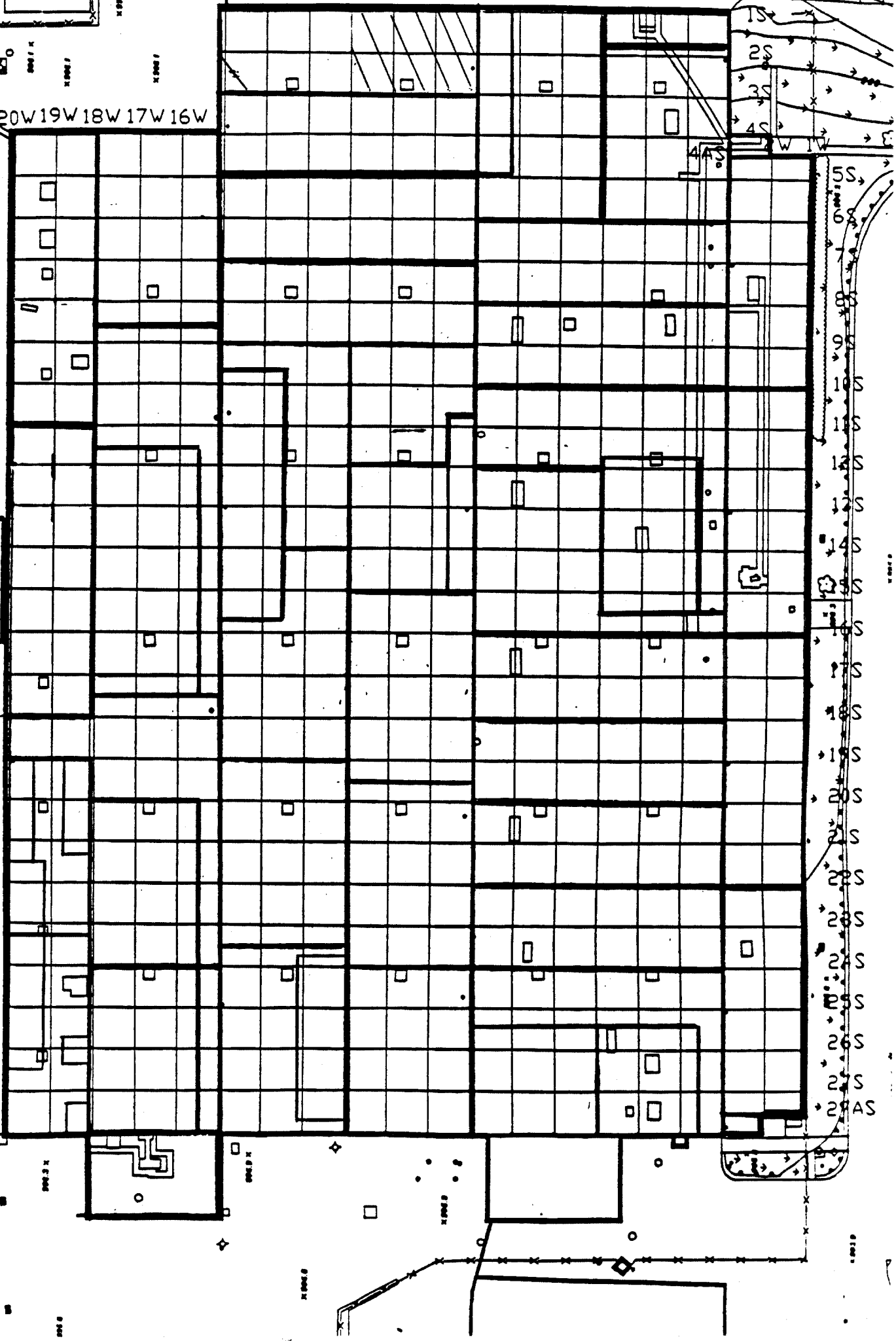
Batch ID: BLAIRSVILLE 1-33-2

Carrier	Alpha Activity				Beta Activity				Count time (min)	Alpha CPM	Beta CPM	Completion Date - Time
	DPM	σ	flags	MDA	DPM	σ	flags	MDA				
1	-0.989	1.48	<MDA	7.98	2.18	2.99	<MDA	11.67	2.00	-0.336	0.82	8/30/95 4:15
2	0.484	1.48	<MDA	7.98	-3.13	1.36	<MDA	11.67	2.00	0.164	-1.18	8/30/95 4:17
3	1.956	2.09	<MDA	7.98	2.18	2.99	<MDA	11.67	2.00	0.664	0.82	8/30/95 4:19
4	1.956	2.09	<MDA	7.98	-3.13	1.36	<MDA	11.67	2.00	0.664	-1.18	8/30/95 4:22
5	0.484	1.48	<MDA	7.98	0.85	2.68	<MDA	11.67	2.00	0.164	0.32	8/30/95 4:24
6	-0.989	1.48	<MDA	7.98	2.18	2.99	<MDA	11.67	2.00	-0.336	0.82	8/30/95 4:26
7	0.484	1.48	<MDA	7.98	2.18	2.99	<MDA	11.67	2.00	0.164	0.82	8/30/95 4:28
8	-0.989	1.48	<MDA	7.98	-0.47	2.32	<MDA	11.67	2.00	-0.336	-0.18	8/30/95 4:30
9	1.956	2.09	<MDA	7.98	-3.13	1.36	<MDA	11.67	2.00	0.664	-1.18	8/30/95 4:33
10	-0.989	1.48	<MDA	7.98	-1.80	1.90	<MDA	11.67	2.00	-0.336	-0.68	8/30/95 4:35
11	1.956	2.09	<MDA	7.98	-3.13	1.36	<MDA	11.67	2.00	0.664	-1.18	8/30/95 4:37
12	-0.989	1.48	<MDA	7.98	0.85	2.68	<MDA	11.67	2.00	-0.336	0.32	8/30/95 4:39
13	0.484	1.48	<MDA	7.98	0.85	2.68	<MDA	11.67	2.00	0.164	0.32	8/30/95 4:41
14	-0.989	1.48	<MDA	7.98	0.85	2.68	<MDA	11.67	2.00	-0.336	0.32	8/30/95 4:44
15	-0.989	1.48	<MDA	7.98	0.85	2.68	<MDA	11.67	2.00	-0.336	0.32	8/30/95 4:46
16	0.484	1.48	<MDA	7.98	-1.80	1.90	<MDA	11.67	2.00	0.164	-0.68	8/30/95 4:48
17	-0.989	1.48	<MDA	7.98	-3.13	1.36	<MDA	11.67	2.00	-0.336	-1.18	8/30/95 4:50
18	-0.989	1.48	<MDA	7.98	-0.47	2.32	<MDA	11.67	2.00	-0.336	-0.18	8/30/95 4:53

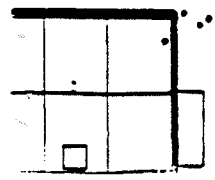
15W 14W 13W 12W 11W 10W 9W 8W 7W 6W 5W 4W 3W

20W 19W 18W 17W 16W

UNIT: 1-33-2
SN: 01-384
DATE: 5-30-95
BY: CVT/T



15S
16S
17S
18S
19S
20S
21S
22S
23S
24S
25S
26S
27S
28S
29S
30S
31S
32S
33S
34S
35S
36S
37S
38S
39S
40S
41S
42S
43S
44S
45S
46S
47S
48S
49S
50S
51S
52S
53S
54S
55S
56S
57S
58S
59S
60S
61S
62S
63S
64S
65S
66S
67S
68S
69S
70S
71S
72S
73S
74S
75S
76S
77S
78S
79S
80S
81S
82S
83S
84S
85S
86S
87S
88S
89S
90S
91S
92S
93S
94S
95S
96S
97S
98S
99S
100S



Blairsville Point Survey Form #003

Survey Serial #:	01-385
Survey Section:	1
Survey Unit:	32
Survey Sub-unit:	2

Alpha Survey Instruments				
Inst. S/N	Inst. Code	Eff. %	Corr. Fac.	Bkg. CPM
1517	7	22.1	4.52	0


Beta Survey Instruments				
Inst. S/N	Inst. Code	Eff. %	Corr. Fac.	Bkg. CPM
1595	12	32.4	3.09	225

Gamma or Beta/Gamma Instruments			
Inst. S/N	Inst. Code	Bkg.	Detection Type

Classification:	4
Survey Type:	UPPER
Survey Date:	5/31/95
Count Date:	8/30/95

Alpha Counting Instruments				
Inst. S/N	Inst. Code	Eff. %	Corr. Fac.	Bkg. CPM
13295	2	33.96	2.94	0.34

Beta Counting Instruments				
Inst. S/N	Inst. Code	Eff. %	Corr. Fac.	Bkg. CPM
13295	3	37.6	2.66	1.68

Surveyor:	V. TAYLOR/C. VERGARI
Signature:	

Surface Description	Coordinates		Gamma at 1m	Gamma Inst.	Beta/Gamma Contact	Beta/Gamma	Contact Gross 1 min. Count	Alpha Inst.	Contact Gross 1 min. Count	Beta Inst.	Scan Contact Gross CPM		Removable DPM/100 cm2	Alpha Count	Removable DPM/100 cm2	Beta Count	Comments
	X	Y	uR/hr	Code	mR/hr	Code	Alpha	Beta	Code	Code	Max Beta	Avg Beta	Alpha	Code	Beta	Code	
	EAST WALL	1	4	N/A	N/A	N/A	N/A	2	7	248	12	453	230	1.96	2	4.84	
EAST WALL	2	4	N/A	N/A	N/A	N/A	2	7	273	12	366	220	-0.99	2	-4.46	3	PAINTED BLOCK
EAST WALL	3	4	N/A	N/A	N/A	N/A	1	7	292	12	328	230	-0.99	2	0.85	3	PAINTED BLOCK
EAST WALL	1	6	N/A	N/A	N/A	N/A	5	7	239	12	362	220	0.48	2	0.85	3	PAINTED BLOCK
EAST WALL	2	6	N/A	N/A	N/A	N/A	1	7	197	12	367	260	-0.99	2	2.18	3	PAINTED BLOCK
EAST WALL	3	6	N/A	N/A	N/A	N/A	2	7	255	12	314	230	-0.99	2	-3.13	3	PAINTED BLOCK
EAST WALL	4	4	N/A	N/A	N/A	N/A	1	7	274	12	368	240	0.48	2	-0.47	3	PAINTED BLOCK
EAST WALL	5	4	N/A	N/A	N/A	N/A	2	7	248	12	337	230	-0.99	2	-1.80	3	PAINTED BLOCK
EAST WALL	6	4	N/A	N/A	N/A	N/A	3	7	250	12	344	240	0.48	2	-0.47	3	PAINTED BLOCK
EAST WALL	4	6	N/A	N/A	N/A	N/A	2	7	220	12	385	250	-0.99	2	-1.80	3	PAINTED BLOCK
EAST WALL	5	6	N/A	N/A	N/A	N/A	3	7	209	12	343	230	0.48	2	-1.80	3	PAINTED BLOCK
EAST WALL	6	6	N/A	N/A	N/A	N/A	3	7	192	12	356	220	-0.99	2	-1.80	3	PAINTED BLOCK
EAST WALL	7	4	N/A	N/A	N/A	N/A	1	7	250	12	348	240	0.48	2	3.51	3	PAINTED BLOCK
EAST WALL	7	6	N/A	N/A	N/A	N/A	3	7	202	12	314	220	-0.99	2	-1.80	3	PAINTED BLOCK
EAST WALL	8	4	N/A	N/A	N/A	N/A	4	7	255	12	307	230	-0.99	2	3.51	3	PAINTED BLOCK
EAST WALL	9	4	N/A	N/A	N/A	N/A	3	7	230	12	383	230	-0.99	2	-1.80	3	PAINTED BLOCK
EAST WALL	8	6	N/A	N/A	N/A	N/A	4	7	222	12	353	240	0.48	2	2.18	3	PAINTED BLOCK
EAST WALL	9	6	N/A	N/A	N/A	N/A	5	7	238	12	410	220	-0.99	2	-0.47	3	PAINTED BLOCK
EAST WALL	10	4	N/A	N/A	N/A	N/A	4	7	248	12	335	230	-0.99	2	-3.13	3	PAINTED BLOCK
EAST WALL	11	4	N/A	N/A	N/A	N/A	4	7	263	12	421	230	0.48	2	-1.80	3	PAINTED BLOCK
EAST WALL	12	4	N/A	N/A	N/A	N/A	3	7	290	12	385	230	-0.99	2	-1.80	3	PAINTED BLOCK
EAST WALL	10	6	N/A	N/A	N/A	N/A	2	7	250	12	466	240	3.43	2	0.85	3	PAINTED BLOCK
EAST WALL	11	6	N/A	N/A	N/A	N/A	0	7	227	12	482	220	-0.99	2	2.18	3	PAINTED BLOCK

Blairsville Point Survey Form #003

Survey Serial #:	01-385
Survey Section:	1
Survey Unit:	32
Survey Sub-unit:	2

Alpha Survey Instruments				
Inst. S/N	Inst. Code	Eff. %	Corr. Fac.	Bkg. CPM
1517	7	22.1	4.52	0

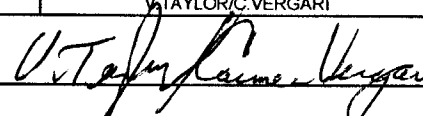
Beta Survey Instruments				
Inst. S/N	Inst. Code	Eff. %	Corr. Fac.	Bkg. CPM
1595	12	32.4	3.09	225

Gamma or Beta/Gamma Instruments			
Inst. S/N	Inst. Code	Bkg.	Detection Type

Classification:	4
Survey Type:	UPPER
Survey Date:	5/31/95
Count Date:	8/30/95

Alpha Counting Instruments				
Inst. S/N	Inst. Code	Eff. %	Corr. Fac.	Bkg. CPM
13295	2	33.96	2.94	0.34

Beta Counting Instruments				
Inst. S/N	Inst. Code	Eff. %	Corr. Fac.	Bkg. CPM
13295	3	37.6	2.66	1.68

Surveyor:	V. TAYLOR/C. VERGARI
Signature:	

Surface Description	Coordinates		Gamma at 1m	Gamma Inst.	Beta/Gamma Contact	Beta/Gamma Code	Contact Gross 1 min. Count	Alpha Inst. Code	Contact Gross 1 min. Count	Beta Inst. Code	Scan Contact Gross CPM		Removable DPM/100 cm2	Alpha Count Code	Removable DPM/100 cm2	Beta Count Code	Comments
	X	Y	uR/hr	Code	mR/hr	Code	Alpha	Beta	Code	Code	Max Beta	Avg Beta	Alpha	Code	Beta	Code	
EAST WALL	12	6	N/A	N/A	N/A	N/A	2	7	257	12	407	220	0.48	2	-0.47	3	PAINTED BLOCK

LB5100-W Low Background Counting System -- Smear Analysis

Date: 8/30/95
 Counting Unit id: 1
 Data file name: C:\LBXL\UNIT1\B01-385.XLD
 Batch Ended: 8/30/95 7:20
 Crosstalk Correction: Not Applied

Alpha activity action level (DPM): 20.00
 Beta activity action level (DPM): 200.00
 Certainty level for MDA and flags: 95.00%
 High Voltage Setting: 1440

Application Revision: 3
 Application Version: Standard

Alpha efficiency log file: th230ab
 Alpha Efficiency: 33.96%
 Alpha to Beta Crosstalk: 24.36%
 Alpha Background (CPM): 0.335714286
 Alpha Correction Factor: 1.000

Beta efficiency log file: tc99ab
 Beta Efficiency: 37.60%
 Beta into Alpha Crosstalk: 0.17%
 Beta Background (CPM): 1.678571429
 Beta Correction Factor: 1.000

Batch ID: BLAIRSVILLE 1-32-2

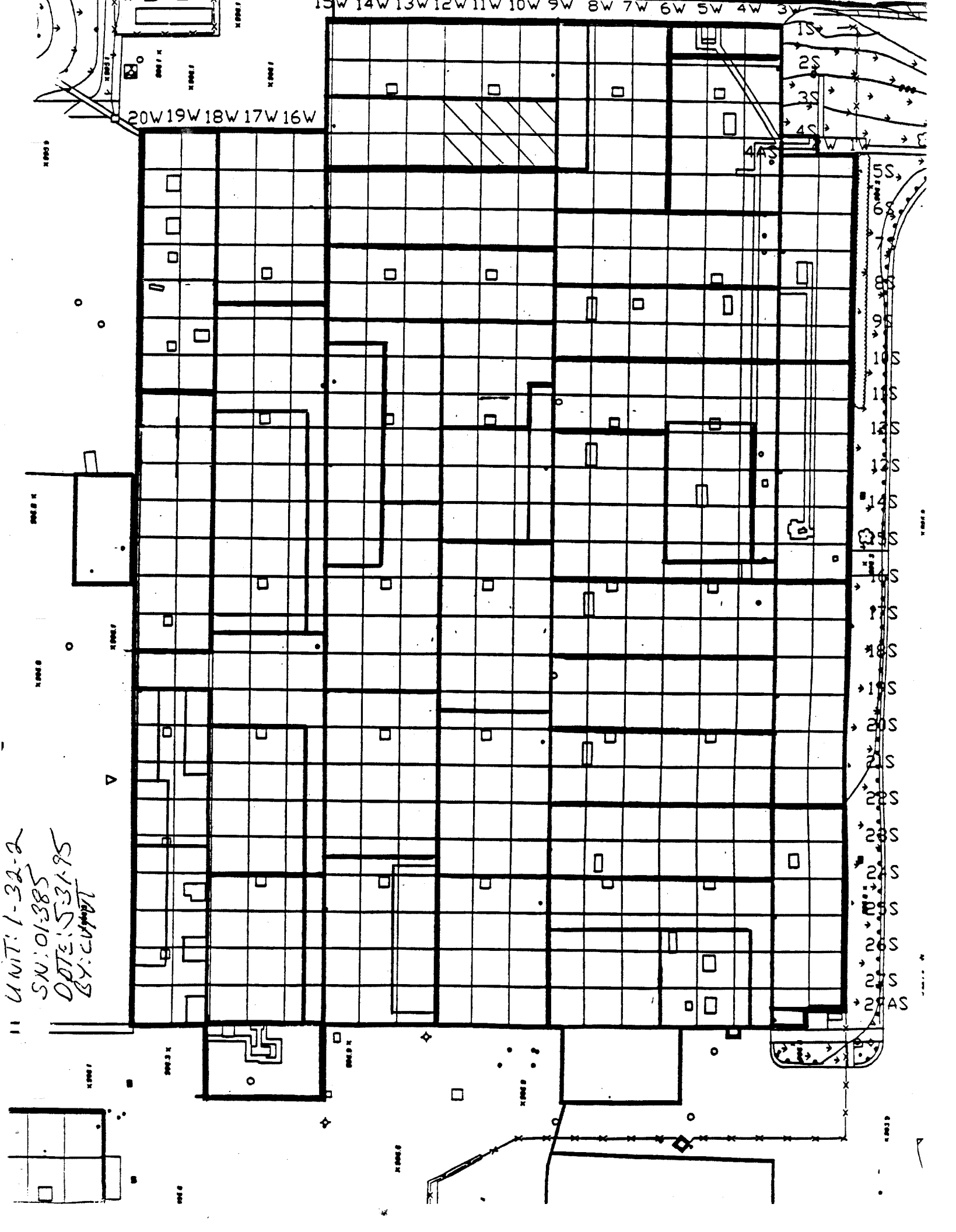
Carrier	Alpha Activity				Beta Activity				Count time (min)	Alpha CPM	Beta CPM	Completion Date - Time
	DPM	σ	flags	MDA	DPM	σ	flags	MDA				
19	1.956	2.09	<MDA	7.98	4.84	3.53	<AL	11.67	2.00	0.664	1.82	8/30/95 6:29
20	-0.989	1.48	<MDA	7.98	-4.46	1.36	<MDA	11.67	2.00	-0.336	-1.68	8/30/95 6:31
21	-0.989	1.48	<MDA	7.98	0.85	2.68	<MDA	11.67	2.00	-0.336	0.32	8/30/95 6:34
22	0.484	1.48	<MDA	7.98	0.85	2.68	<MDA	11.67	2.00	0.164	0.32	8/30/95 6:36
23	-0.989	1.48	<MDA	7.98	2.18	2.99	<MDA	11.67	2.00	-0.336	0.82	8/30/95 6:38
24	-0.989	1.48	<MDA	7.98	-3.13	1.36	<MDA	11.67	2.00	-0.336	-1.18	8/30/95 6:40
25	0.484	1.48	<MDA	7.98	-0.47	2.32	<MDA	11.67	2.00	0.164	-0.18	8/30/95 6:42
26	-0.989	1.48	<MDA	7.98	-1.80	1.90	<MDA	11.67	2.00	-0.336	-0.68	8/30/95 6:45
27	0.484	1.48	<MDA	7.98	-0.47	2.32	<MDA	11.67	2.00	0.164	-0.18	8/30/95 6:47
28	-0.989	1.48	<MDA	7.98	-1.80	1.90	<MDA	11.67	2.00	-0.336	-0.68	8/30/95 6:49
29	0.484	1.48	<MDA	7.98	-1.80	1.90	<MDA	11.67	2.00	0.164	-0.68	8/30/95 6:51
30	-0.989	1.48	<MDA	7.98	-1.80	1.90	<MDA	11.67	2.00	-0.336	-0.68	8/30/95 6:54
31	0.484	1.48	<MDA	7.98	3.51	3.27	<MDA	11.67	2.00	0.164	1.32	8/30/95 6:56
32	-0.989	1.48	<MDA	7.98	-1.80	1.90	<MDA	11.67	2.00	-0.336	-0.68	8/30/95 6:58
33	-0.989	1.48	<MDA	7.98	3.51	3.27	<MDA	11.67	2.00	-0.336	1.32	8/30/95 7:00
34	-0.989	1.48	<MDA	7.98	-1.80	1.90	<MDA	11.67	2.00	-0.336	-0.68	8/30/95 7:02
35	0.484	1.48	<MDA	7.98	2.18	2.99	<MDA	11.67	2.00	0.164	0.82	8/30/95 7:05
36	-0.989	1.48	<MDA	7.98	-0.47	2.32	<MDA	11.67	2.00	-0.336	-0.18	8/30/95 7:07
37	-0.989	1.48	<MDA	7.98	-3.13	1.36	<MDA	11.67	2.00	-0.336	-1.18	8/30/95 7:09
39	0.484	1.48	<MDA	7.98	-1.80	1.90	<MDA	11.67	2.00	0.164	-0.68	8/30/95 7:11
38	-0.989	1.48	<MDA	7.98	-1.80	1.90	<MDA	11.67	2.00	-0.336	-0.68	8/30/95 7:13
40	3.429	2.56	<AL	7.98	0.85	2.68	<MDA	11.67	2.00	1.164	0.32	8/30/95 7:16
41	-0.989	1.48	<MDA	7.98	2.18	2.99	<MDA	11.67	2.00	-0.336	0.82	8/30/95 7:18
42	0.484	1.48	<MDA	7.98	-0.47	2.32	<MDA	11.67	2.00	0.164	-0.18	8/30/95 7:20

15W 14W 13W 12W 11W 10W 9W 8W 7W 6W 5W 4W 3W

20W 19W 18W 17W 16W

1S
2S
3S
4S
5S
6S
7S
8S
9S
10S
11S
12S
13S
14S
15S
16S
17S
18S
19S
20S
21S
22S
23S
24S
25S
26S
27S
28S
29S
30S
31S
32S
33S
34S
35S
36S
37S
38S
39S
40S
41S
42S
43S
44S
45S
46S
47S
48S
49S
50S
51S
52S
53S
54S
55S
56S
57S
58S
59S
60S
61S
62S
63S
64S
65S
66S
67S
68S
69S
70S
71S
72S
73S
74S
75S
76S
77S
78S
79S
80S
81S
82S
83S
84S
85S
86S
87S
88S
89S
90S
91S
92S
93S
94S
95S
96S
97S
98S
99S
100S

UNIT: 1-32-2
SN: 01385
DATE: 5-31-95
BY: C. [unclear]



Blairsville Point Survey Form #003

Survey Serial #:	01-386
Survey Section:	1
Survey Unit:	39
Survey Sub-unit:	1

Alpha Survey Instruments				
Inst. S/N	Inst. Code	Eff. %	Corr. Fac.	Bkg. CPM
1517	7	22.1	4.52	1

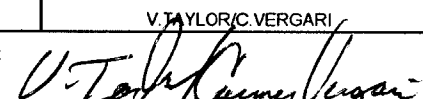
Beta Survey Instruments				
Inst. S/N	Inst. Code	Eff. %	Corr. Fac.	Bkg. CPM
1595	12	32.4	3.09	245

Gamma or Beta/Gamma Instruments			
Inst. S/N	Inst. Code	Bkg.	Detection Type

Classification:	5
Survey Type:	UPPER
Survey Date:	6/1/95
Count Date:	8/30/95

Alpha Counting Instruments				
Inst. S/N	Inst. Code	Eff. %	Corr. Fac.	Bkg. CPM
13295	2	33.96	2.94	0.34

Beta Counting Instruments				
Inst. S/N	Inst. Code	Eff. %	Corr. Fac.	Bkg. CPM
13295	3	37.6	2.66	1.68

Surveyor:	V. TAYLOR/C. VERGARI
Signature:	

Surface Description	Coordinates		Gamma at 1m	Gamma Inst.	Beta/Gamma Contact	Beta/Gamma	Contact Gross 1 min. Count	Alpha Inst.	Contact Gross 1 min. Count	Beta Inst.	Scan Contact Gross CPM		Removable DPM/100 cm2	Alpha Count	Removable DPM/100 cm2	Beta Count	Comments
	X	Y	uR/hr	Code	mR/hr	Code	Alpha	Code	Beta	Code	Max Beta	Avg Beta	Alpha	Beta	Code		
NORTH WALL	1	3	N/A	N/A	N/A	N/A	1	7	297	12	339	240	0.48	2	0.85	3	PAINTED BLOCK
NORTH WALL	2	3	N/A	N/A	N/A	N/A	3	7	265	12	373	235	0.48	2	2.18	3	PAINTED BLOCK
NORTH WALL	1	4.5	N/A	N/A	N/A	N/A	3	7	296	12	344	250	0.48	2	3.51	3	PAINTED BLOCK
NORTH WALL	2	4.5	N/A	N/A	N/A	N/A	4	7	290	12	327	230	0.48	2	4.84	3	PAINTED BLOCK
NORTH WALL	3	3	N/A	N/A	N/A	N/A	4	7	264	12	422	250	-0.99	2	8.83	3	PAINTED BLOCK
NORTH WALL	4	3	N/A	N/A	N/A	N/A	0	7	260	12	432	260	-0.99	2	2.18	3	PAINTED BLOCK
NORTH WALL	5	3	N/A	N/A	N/A	N/A	1	7	283	12	336	270	-0.99	2	4.84	3	PAINTED BLOCK
NORTH WALL	3	4.5	N/A	N/A	N/A	N/A	1	7	290	12	464	260	0.48	2	-0.47	3	PAINTED BLOCK
NORTH WALL	4	4.5	N/A	N/A	N/A	N/A	2	7	253	12	370	230	-0.99	2	0.85	3	PAINTED BLOCK
NORTH WALL	5	5.5	N/A	N/A	N/A	N/A	6	7	245	12	312	240	-0.99	2	3.51	3	PAINTED BLOCK
NORTH WALL	6	3	N/A	N/A	N/A	N/A	5	7	272	12	337	240	-0.99	2	0.85	3	PAINTED BLOCK
NORTH WALL	7	3	N/A	N/A	N/A	N/A	2	7	285	12	351	230	1.96	2	3.51	3	PAINTED BLOCK
NORTH WALL	6	4.5	N/A	N/A	N/A	N/A	2	7	242	12	359	240	0.48	2	-0.47	3	PAINTED BLOCK
NORTH WALL	7	4.5	N/A	N/A	N/A	N/A	1	7	271	12	315	250	0.48	2	-3.13	3	PAINTED BLOCK
NORTH WALL	8	3	N/A	N/A	N/A	N/A	3	7	267	12	373	240	-0.99	2	2.18	3	PAINTED BLOCK
NORTH WALL	9	3	N/A	N/A	N/A	N/A	2	7	296	12	341	250	-0.99	2	2.18	3	PAINTED BLOCK
NORTH WALL	10	3	N/A	N/A	N/A	N/A	1	7	278	12	346	240	-0.99	2	2.18	3	PAINTED BLOCK
NORTH WALL	8	4.5	N/A	N/A	N/A	N/A	0	7	264	12	345	250	0.48	2	2.18	3	PAINTED BLOCK
NORTH WALL	9	4.5	N/A	N/A	N/A	N/A	3	7	309	12	411	240	0.48	2	2.18	3	PAINTED BLOCK
NORTH WALL	10	4.5	N/A	N/A	N/A	N/A	2	7	251	12	331	250	1.96	2	2.18	3	PAINTED BLOCK
NORTH WALL	11	3	N/A	N/A	N/A	N/A	5	7	272	12	319	260	0.48	2	3.51	3	PAINTED BLOCK
NORTH WALL	12	3	N/A	N/A	N/A	N/A	3	7	255	12	418	250	1.96	2	-3.13	3	PAINTED BLOCK
NORTH WALL	13	3	N/A	N/A	N/A	N/A	3	7	260	12	394	230	-0.99	2	0.85	3	PAINTED BLOCK

Blairsville Point Survey Form #003

Survey Serial #:	01-386
Survey Section:	1
Survey Unit:	39
Survey Sub-unit:	1

Alpha Survey Instruments				
Inst. S/N	Inst. Code	Eff. %	Corr. Fac.	Bkg. CPM
1517	7	22.1	4.52	1


Beta Survey Instruments				
Inst. S/N	Inst. Code	Eff. %	Corr. Fac.	Bkg. CPM
1595	12	32.4	3.09	245

Gamma or Beta/Gamma Instruments			
Inst. S/N	Inst. Code	Bkg.	Detection Type

Classification:	5
Survey Type:	UPPER

Alpha Counting Instruments				
Inst. S/N	Inst. Code	Eff. %	Corr. Fac.	Bkg. CPM
13295	2	33.96	2.94	0.34

Beta Counting Instruments				
Inst. S/N	Inst. Code	Eff. %	Corr. Fac.	Bkg. CPM
13295	3	37.6	2.66	1.68

Surveyor:	V. TAYLOR/C. VERGARI
Signature:	

Surface Description	Coordinates		Gamma at 1m	Gamma Inst.	Beta/Gamma Contact	Beta/Gamma Code	Contact Gross 1 min. Count	Alpha Inst. Code	Contact Gross 1 min. Count	Beta Inst. Code	Scan Contact Gross CPM		Removable DPM/100 cm2	Alpha Count	Removable DPM/100 cm2	Beta Count	Comments
	X	Y	uR/hr	Code	mR/hr	Code	Alpha	Beta	Code	Code	Max Beta	Avg Beta	Alpha	Beta	Code		
NORTH WALL	11	4.5	N/A	N/A	N/A	N/A	0	7	248	12	328	240	0.48	2	-0.47	3	PAINTED BLOCK
NORTH WALL	12	4.5	N/A	N/A	N/A	N/A	0	7	267	12	429	240	-0.99	2	-3.13	3	PAINTED BLOCK
NORTH WALL	13	4.5	N/A	N/A	N/A	N/A	0	7	260	12	388	240	0.48	2	0.85	3	PAINTED BLOCK
WEST WALL	11	4	N/A	N/A	N/A	N/A	5	7	232	12	313	210	-0.99	2	3.51	3	PAINTED BLOCK
WEST WALL	12	4	N/A	N/A	N/A	N/A	1	7	213	12	338	220	0.48	2	2.18	3	PAINTED BLOCK
WEST WALL	13	4	N/A	N/A	N/A	N/A	0	7	247	12	318	220	-0.99	2	-1.80	3	PAINTED BLOCK
WEST WALL	11	6	N/A	N/A	N/A	N/A	0	7	219	12	295	210	0.48	2	-1.80	3	PAINTED BLOCK
WEST WALL	12	6	N/A	N/A	N/A	N/A	2	7	210	12	324	210	0.48	2	-4.46	3	PAINTED BLOCK
WEST WALL	13	6	N/A	N/A	N/A	N/A	4	7	226	12	353	200	-0.99	2	0.85	3	PAINTED BLOCK
WEST WALL	17	4	N/A	N/A	N/A	N/A	1	7	235	12	309	210	-0.99	2	-1.80	3	PAINTED BLOCK
WEST WALL	18	4	N/A	N/A	N/A	N/A	1	7	206	12	310	210	-0.99	2	-1.80	3	PAINTED BLOCK
WEST WALL	19	4	N/A	N/A	N/A	N/A	0	7	200	12	257	190	0.48	2	0.85	3	PAINTED BLOCK
WEST WALL	17	6	N/A	N/A	N/A	N/A	1	7	224	12	438	230	-0.99	2	2.18	3	PAINTED BLOCK
WEST WALL	18	6	N/A	N/A	N/A	N/A	0	7	197	12	498	300	0.48	2	-0.47	3	PAINTED BLOCK
WEST WALL	19	6	N/A	N/A	N/A	N/A	2	7	200	12	981	210	-0.99	2	0.85	3	PAINTED BLOCK
WEST WALL	20	4	N/A	N/A	N/A	N/A	5	7	234	12	494	220	1.96	2	2.18	3	PAINTED BLOCK
WEST WALL	21	4	N/A	N/A	N/A	N/A	5	7	252	12	524	220	-0.99	2	-1.80	3	PAINTED BLOCK
WEST WALL	22	4	N/A	N/A	N/A	N/A	1	7	207	12	307	190	-0.99	2	0.85	3	PAINTED METAL
WEST WALL	20	6	N/A	N/A	N/A	N/A	4	7	247	12	951	250	-0.99	2	-0.47	3	PAINTED BLOCK
WEST WALL	21	6	N/A	N/A	N/A	N/A	2	7	268	12	653	250	-0.99	2	-1.80	3	PAINTED BLOCK
WEST WALL	22	6	N/A	N/A	N/A	N/A	6	7	202	12	566	190	0.48	2	-3.13	3	PAINTED METAL
WEST WALL	23	4	N/A	N/A	N/A	N/A	3	7	250	12	382	200	0.48	2	8.83	3	PAINTED BLOCK
WEST WALL	24	4	N/A	N/A	N/A	N/A	1	7	225	12	368	190	0.48	2	4.84	3	PAINTED BLOCK

Blairsville Point Survey Form #003

Survey Serial #:	01-386
Survey Section:	1
Survey Unit:	39
Survey Sub-unit:	1

Alpha Survey Instruments				
Inst. S/N	Inst. Code	Eff. %	Corr. Fac.	Bkg. CPM
1517	7	22.1	4.52	1


Beta Survey Instruments				
Inst. S/N	Inst. Code	Eff. %	Corr. Fac.	Bkg. CPM
1595	12	32.4	3.09	245

Gamma or Beta/Gamma Instruments			
Inst. S/N	Inst. Code	Bkg.	Detection Type

Classification:	5
Survey Type:	UPPER

Alpha Counting Instruments				
Inst. S/N	Inst. Code	Eff. %	Corr. Fac.	Bkg. CPM
13295	2	33.96	2.94	0.34

Beta Counting Instruments				
Inst. S/N	Inst. Code	Eff. %	Corr. Fac.	Bkg. CPM
13295	3	37.6	2.66	1.68

Surveyor:	V.TAYLOR/C.VERGARI
Signature:	

Surface Description	Coordinates		Gamma at 1m	Gamma Inst.	Beta/Gamma Contact	Beta/Gamma Code	Contact Gross 1 min. Count	Alpha Inst. Code	Contact Gross 1 min. Count	Beta Inst. Code	Scan Contact Gross CPM		Removable DPM/100 cm2	Alpha Count	Removable DPM/100 cm2	Beta Count	Comments
	X	Y	uR/hr	Code	mR/hr	Code	Alpha	Beta	Code	Code	Max Beta	Avg Beta	Alpha	Code	Beta	Code	
WEST WALL	25	4	N/A	N/A	N/A	N/A	3	7	221	12	378	220	-0.99	2	2.18	3	PAINTED BLOCK
WEST WALL	23	6	N/A	N/A	N/A	N/A	3	7	207	12	668	250	-0.99	2	2.18	3	PAINTED BLOCK
WEST WALL	24	6	N/A	N/A	N/A	N/A	4	7	217	12	450	260	1.96	2	2.18	3	PAINTED BLOCK
WEST WALL	25	6	N/A	N/A	N/A	N/A	3	7	208	12	359	200	-0.99	2	0.85	3	PAINTED BLOCK
WEST WALL	26	4	N/A	N/A	N/A	N/A	0	7	241	12	332	220	-0.99	2	-3.13	3	PAINTED BLOCK
WEST WALL	27	4	N/A	N/A	N/A	N/A	5	7	204	12	358	190	0.48	2	-1.80	3	PAINTED BLOCK
WEST WALL	28	4	N/A	N/A	N/A	N/A	3	7	180	12	385	200	-0.99	2	-1.80	3	PAINTED BLOCK
WEST WALL	26	6	N/A	N/A	N/A	N/A	5	7	197	12	757	240	-0.99	2	-4.46	3	PAINTED BLOCK
WEST WALL	27	6	N/A	N/A	N/A	N/A	1	7	224	12	598	260	0.48	2	0.85	3	PAINTED BLOCK
WEST WALL	28	6	N/A	N/A	N/A	N/A	1	7	199	12	624	210	0.48	2	-3.13	3	PAINTED BLOCK

LB5100-W Low Background Counting System -- Smear Analysis

Date: 8/30/95
 Counting Unit id: 1
 Data file name: C:\LBXL\UNIT1\B01-386.XLD
 Batch Ended: 8/30/95 9:24
 Crosstalk Correction: Not Applied

Alpha activity action level (DPM): 20.00
 Beta activity action level (DPM): 200.00
 Certainty level for MDA and flags: 95.00%
 High Voltage Setting: 1440

Application Revision: 3
 Application Version: Standard

Alpha efficiency log file: th230ab
 Alpha Efficiency: 33.96%
 Alpha to Beta Crosstalk: 24.36%
 Alpha Background (CPM): 0.335714286
 Alpha Correction Factor: 1.000

Beta efficiency log file: tc99ab
 Beta Efficiency: 37.60%
 Beta into Alpha Crosstalk: 0.17%
 Beta Background (CPM): 1.678571429
 Beta Correction Factor: 1.000

Batch ID: BLAIRSVILLE 1-39-1

Carrier	Alpha Activity				Beta Activity				Count time (min)	Alpha CPM	Beta CPM	Completion Date - Time
	DPM	σ	flags	MDA	DPM	σ	flags	MDA				
43	0.484	1.48	<MDA	7.98	0.85	2.68	<MDA	11.67	2.00	0.164	0.32	8/30/95 7:22
44	0.484	1.48	<MDA	7.98	2.18	2.99	<MDA	11.67	2.00	0.164	0.82	8/30/95 7:24
45	0.484	1.48	<MDA	7.98	3.51	3.27	<MDA	11.67	2.00	0.164	1.32	8/30/95 7:27
46	0.484	1.48	<MDA	7.98	4.84	3.53	<AL	11.67	2.00	0.164	1.82	8/30/95 7:29
47	-0.989	1.48	<MDA	7.98	8.83	4.22	<AL	11.67	2.00	-0.336	3.32	8/30/95 7:31
48	-0.989	1.48	<MDA	7.98	2.18	2.99	<MDA	11.67	2.00	-0.336	0.82	8/30/95 7:33
49	-0.989	1.48	<MDA	7.98	4.84	3.53	<AL	11.67	2.00	-0.336	1.82	8/30/95 7:36
50	0.484	1.48	<MDA	7.98	-0.47	2.32	<MDA	11.67	2.00	0.164	-0.18	8/30/95 7:38
51	-0.989	1.48	<MDA	7.98	0.85	2.68	<MDA	11.67	2.00	-0.336	0.32	8/30/95 7:40
52	-0.989	1.48	<MDA	7.98	3.51	3.27	<MDA	11.67	2.00	-0.336	1.32	8/30/95 7:42
53	-0.989	1.48	<MDA	7.98	0.85	2.68	<MDA	11.67	2.00	-0.336	0.32	8/30/95 7:44
54	1.956	2.09	<MDA	7.98	3.51	3.27	<MDA	11.67	2.00	0.664	1.32	8/30/95 7:47
55	0.484	1.48	<MDA	7.98	-0.47	2.32	<MDA	11.67	2.00	0.164	-0.18	8/30/95 7:49
56	0.484	1.48	<MDA	7.98	-3.13	1.36	<MDA	11.67	2.00	0.164	-1.18	8/30/95 7:51
57	-0.989	1.48	<MDA	7.98	2.18	2.99	<MDA	11.67	2.00	-0.336	0.82	8/30/95 7:53
58	-0.989	1.48	<MDA	7.98	2.18	2.99	<MDA	11.67	2.00	-0.336	0.82	8/30/95 7:55
59	-0.989	1.48	<MDA	7.98	2.18	2.99	<MDA	11.67	2.00	-0.336	0.82	8/30/95 7:58
60	0.484	1.48	<MDA	7.98	2.18	2.99	<MDA	11.67	2.00	0.164	0.82	8/30/95 8:00
61	0.484	1.48	<MDA	7.98	2.18	2.99	<MDA	11.67	2.00	0.164	0.82	8/30/95 8:02
62	1.956	2.09	<MDA	7.98	2.18	2.99	<MDA	11.67	2.00	0.664	0.82	8/30/95 8:04
63	0.484	1.48	<MDA	7.98	3.51	3.27	<MDA	11.67	2.00	0.164	1.32	8/30/95 8:06
64	1.956	2.09	<MDA	7.98	-3.13	1.36	<MDA	11.67	2.00	0.664	-1.18	8/30/95 8:09
65	-0.989	1.48	<MDA	7.98	0.85	2.68	<MDA	11.67	2.00	-0.336	0.32	8/30/95 8:11
66	0.484	1.48	<MDA	7.98	-0.47	2.32	<MDA	11.67	2.00	0.164	-0.18	8/30/95 8:13

LB5100-W Low Background Counting System – Smear Analysis

Date: 8/30/95
 Counting Unit id: 1
 Data file name: C:\LBXL\UNIT1\B01-386.XLD
 Batch Ended: 8/30/95 9:24
 Crosstalk Correction: Not Applied

Alpha activity action level (DPM): 20.00
 Beta activity action level (DPM): 200.00
 Certainty level for MDA and flags: 95.00%
 High Voltage Setting: 1440

Application Revision: 3
 Application Version: Standard

Alpha efficiency log file: th230ab
 Alpha Efficiency: 33.96%
 Alpha to Beta Crosstalk: 24.36%
 Alpha Background (CPM): 0.335714286
 Alpha Correction Factor: 1.000

Beta efficiency log file: tc99ab
 Beta Efficiency: 37.60%
 Beta into Alpha Crosstalk: 0.17%
 Beta Background (CPM): 1.678571429
 Beta Correction Factor: 1.000

Batch ID: BLAIRSVILLE 1-39-1

Carrier	Alpha Activity				Beta Activity				Count time (min)	Alpha CPM	Beta CPM	Completion Date - Time
	DPM	σ	flags	MDA	DPM	σ	flags	MDA				
67	-0.989	1.48	<MDA	7.98	-3.13	1.36	<MDA	11.67	2.00	-0.336	-1.18	8/30/95 8:15
68	0.484	1.48	<MDA	7.98	0.85	2.68	<MDA	11.67	2.00	0.164	0.32	8/30/95 8:17
69	-0.989	1.48	<MDA	7.98	3.51	3.27	<MDA	11.67	2.00	-0.336	1.32	8/30/95 8:20
70	0.484	1.48	<MDA	7.98	2.18	2.99	<MDA	11.67	2.00	0.164	0.82	8/30/95 8:22
71	-0.989	1.48	<MDA	7.98	-1.80	1.90	<MDA	11.67	2.00	-0.336	-0.68	8/30/95 8:24
73	0.484	1.48	<MDA	7.98	-1.80	1.90	<MDA	11.67	2.00	0.164	-0.68	8/30/95 8:26
72	0.484	1.48	<MDA	7.98	-4.46	1.36	<MDA	11.67	2.00	0.164	-1.68	8/30/95 8:29
74	-0.989	1.48	<MDA	7.98	0.85	2.68	<MDA	11.67	2.00	-0.336	0.32	8/30/95 8:31
75	-0.989	1.48	<MDA	7.98	-1.80	1.90	<MDA	11.67	2.00	-0.336	-0.68	8/30/95 8:33
76	-0.989	1.48	<MDA	7.98	-1.80	1.90	<MDA	11.67	2.00	-0.336	-0.68	8/30/95 8:35
77	0.484	1.48	<MDA	7.98	0.85	2.68	<MDA	11.67	2.00	0.164	0.32	8/30/95 8:37
78	-0.989	1.48	<MDA	7.98	2.18	2.99	<MDA	11.67	2.00	-0.336	0.82	8/30/95 8:39
79	0.484	1.48	<MDA	7.98	-0.47	2.32	<MDA	11.67	2.00	0.164	-0.18	8/30/95 8:42
80	-0.989	1.48	<MDA	7.98	0.85	2.68	<MDA	11.67	2.00	-0.336	0.32	8/30/95 8:44
81	1.956	2.09	<MDA	7.98	2.18	2.99	<MDA	11.67	2.00	0.664	0.82	8/30/95 8:46
82	-0.989	1.48	<MDA	7.98	-1.80	1.90	<MDA	11.67	2.00	-0.336	-0.68	8/30/95 8:48
83	-0.989	1.48	<MDA	7.98	0.85	2.68	<MDA	11.67	2.00	-0.336	0.32	8/30/95 8:51
84	-0.989	1.48	<MDA	7.98	-0.47	2.32	<MDA	11.67	2.00	-0.336	-0.18	8/30/95 8:53
85	-0.989	1.48	<MDA	7.98	-1.80	1.90	<MDA	11.67	2.00	-0.336	-0.68	8/30/95 8:55
86	0.484	1.48	<MDA	7.98	-3.13	1.36	<MDA	11.67	2.00	0.164	-1.18	8/30/95 8:57
87	0.484	1.48	<MDA	7.98	8.83	4.22	<AL	11.67	2.00	0.164	3.32	8/30/95 8:59
88	0.484	1.48	<MDA	7.98	4.84	3.53	<AL	11.67	2.00	0.164	1.82	8/30/95 9:02
89	-0.989	1.48	<MDA	7.98	2.18	2.99	<MDA	11.67	2.00	-0.336	0.82	8/30/95 9:04
90	-0.989	1.48	<MDA	7.98	2.18	2.99	<MDA	11.67	2.00	-0.336	0.82	8/30/95 9:06

LB5100-W Low Background Counting System -- Smear Analysis

Date: 8/30/95
 Counting Unit id: 1
 Data file name: C:\LBXL\UNIT1\B01-386.XLD
 Batch Ended: 8/30/95 9:24
 Crosstalk Correction: Not Applied

Alpha activity action level (DPM): 20.00
 Beta activity action level (DPM): 200.00
 Certainty level for MDA and flags: 95.00%
 High Voltage Setting: 1440

Application Revision: 3
 Application Version: Standard

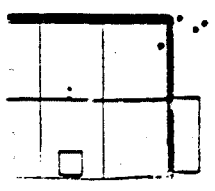
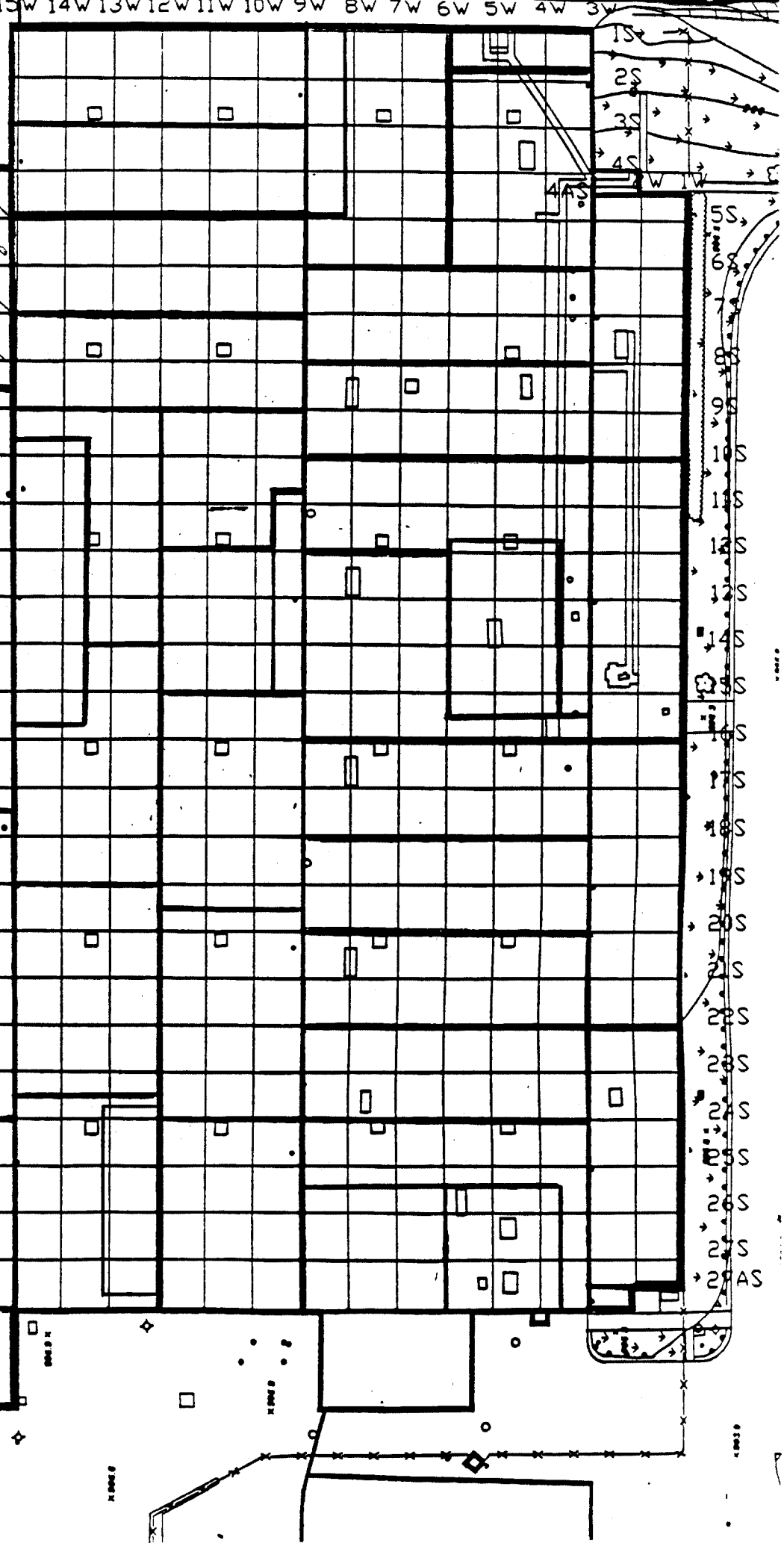
Alpha efficiency log file: th230ab Alpha Efficiency: 33.96% Alpha to Beta Crosstalk: 24.36% Alpha Background (CPM): 0.335714286 Alpha Correction Factor: 1.000
Beta efficiency log file: tc99ab Beta Efficiency: 37.60% Beta into Alpha Crosstalk: 0.17% Beta Background (CPM): 1.678571429 Beta Correction Factor: 1.000

Batch ID: BLAIRSVILLE 1-39-1

Carrier	Alpha Activity				Beta Activity				Count time (min)	Alpha CPM	Beta CPM	Completion Date - Time
	DPM	σ	flags	MDA	DPM	σ	flags	MDA				
91	1.956	2.09	<MDA	7.98	2.18	2.99	<MDA	11.67	2.00	0.664	0.82	8/30/95 9:08
92	-0.989	1.48	<MDA	7.98	0.85	2.68	<MDA	11.67	2.00	-0.336	0.32	8/30/95 9:10
93	-0.989	1.48	<MDA	7.98	-3.13	1.36	<MDA	11.67	2.00	-0.336	-1.18	8/30/95 9:13
94	0.484	1.48	<MDA	7.98	-1.80	1.90	<MDA	11.67	2.00	0.164	-0.68	8/30/95 9:15
95	-0.989	1.48	<MDA	7.98	-1.80	1.90	<MDA	11.67	2.00	-0.336	-0.68	8/30/95 9:17
96	-0.989	1.48	<MDA	7.98	-4.46	1.36	<MDA	11.67	2.00	-0.336	-1.68	8/30/95 9:19
97	0.484	1.48	<MDA	7.98	0.85	2.68	<MDA	11.67	2.00	0.164	0.32	8/30/95 9:22
98	0.484	1.48	<MDA	7.98	-3.13	1.36	<MDA	11.67	2.00	0.164	-1.18	8/30/95 9:24

UNIT: 1-39-1
SN: 01-386
DATE: 6-1-85
BY: CHW

20W 19W 18W 17W 16W



Blairsville Point Survey Form #003

Survey Serial #:	01-387
------------------	--------

Survey Section:	1
Survey Unit:	40A
Survey Sub-unit:	8

Classification:	4
Survey Type:	LOWER

Survey Date:	6/1/95
Count Date:	8/30/95


Alpha Survey Instruments				
Inst. S/N	Inst. Code	Eff. %	Corr. Fac.	Bkg. CPM
1517	7	22.1	4.52	0

Alpha Counting Instruments				
Inst. S/N	Inst. Code	Eff. %	Corr. Fac.	Bkg. CPM
13295	2	33.96	2.94	0.34

Beta Survey Instruments				
Inst. S/N	Inst. Code	Eff. %	Corr. Fac.	Bkg. CPM
1595	12	32.4	3.09	239

Beta Counting Instruments				
Inst. S/N	Inst. Code	Eff. %	Corr. Fac.	Bkg. CPM
13295	3	37.6	2.66	1.68

Gamma or Beta/Gamma Instruments			
Inst. S/N	Inst. Code	Bkg.	Detection Type
234	23	4	Gamma
1522	22	0.013	Beta / Gamma

Surveyor:	V.TAYLOR
Signature:	

Surface Description	Coordinates		Gamma at 1m uR/hr	Gamma Inst. Code	Beta/Gamma Contact mR/hr	Beta/Gamma Code	Contact Gross 1 min. Count Alpha	Alpha Inst. Code	Contact Gross 1 min. Count Beta	Beta Inst. Code	Scan Contact Gross CPM		Removable DPM/100 cm2 Alpha	Alpha Count Code	Removable DPM/100 cm2 Beta	Beta Count Code	Comments
											Max Beta	Avg Beta					
	X	Y															
FLOOR	1	-1	5	23	0.014	22	10	7	343	12	455	330	-0.99	2	0.85	3	CONCRETE
FLOOR	2	-1	5	23	0.012	22	8	7	355	12	439	320	0.48	2	-1.80	3	CONCRETE
FLOOR	1	-2	4	23	0.009	22	7	7	367	12	424	340	-0.99	2	-3.13	3	CONCRETE
FLOOR	1	-3	5	23	0.01	22	5	7	382	12	430	330	-0.99	2	0.85	3	CONCRETE
FLOOR	2	-3	5	23	0.013	22	6	7	374	12	408	350	-0.99	2	-3.13	3	CONCRETE

LB5100-W Low Background Counting System – Smear Analysis

Date: 8/30/95
 Counting Unit id: 1
 Data file name: C:\LBXL\UNIT1\B01-387.XLD
 Batch Ended: 8/30/95 9:35
 Crosstalk Correction: Not Applied

Alpha activity action level (DPM): 20.00
 Beta activity action level (DPM): 200.00
 Certainty level for MDA and flags: 95.00%
 High Voltage Setting: 1440

Application Revision: 3
 Application Version: Standard

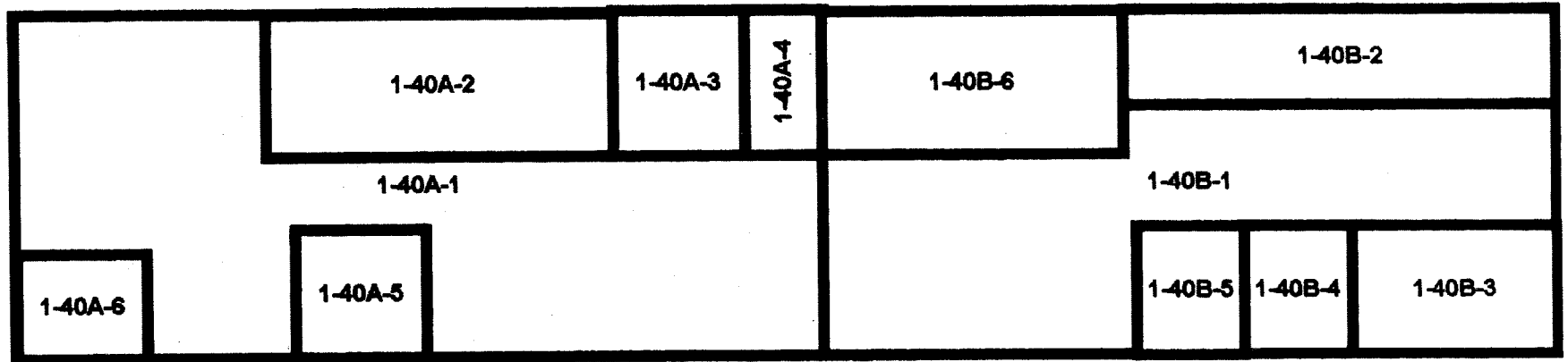
Batch ID: BLAIRSVILLE 1-40A-8

Carrier	Alpha Activity				Beta Activity				Count time (min)	Alpha CPM	Beta CPM	Completion Date - Time
	DPM	σ	flags	MDA	DPM	σ	flags	MDA				
99	-0.989	1.48	<MDA	7.98	0.85	2.68	<MDA	11.67	2.00	-0.336	0.32	8/30/95 9:26
100	0.484	1.48	<MDA	7.98	-1.80	1.90	<MDA	11.67	2.00	0.164	-0.68	8/30/95 9:28
1	-0.989	1.48	<MDA	7.98	-3.13	1.36	<MDA	11.67	2.00	-0.336	-1.18	8/30/95 9:30
2	-0.989	1.48	<MDA	7.98	0.85	2.68	<MDA	11.67	2.00	-0.336	0.32	8/30/95 9:33
3	-0.989	1.48	<MDA	7.98	-3.13	1.36	<MDA	11.67	2.00	-0.336	-1.18	8/30/95 9:35

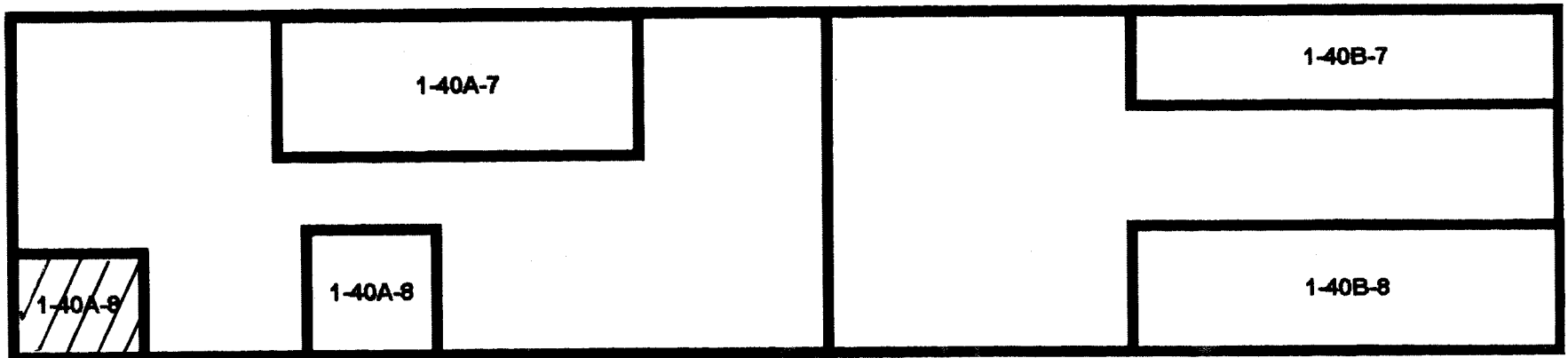
Alpha efficiency log file: th230ab Alpha Efficiency: 33.96% Alpha to Beta Crosstalk: 24.36% Alpha Background (CPM): 0.335714286 Alpha Correction Factor: 1.000
Beta efficiency log file: tc99ab Beta Efficiency: 37.60% Beta into Alpha Crosstalk: 0.17% Beta Background (CPM): 1.678571429 Beta Correction Factor: 1.000

UNIT: 1-40A-8
S/N: 01387
DATE: 6-1-95
BY: CV/VT

UNIT 1-40A & B (Main Floor)



UNIT 1-40A & B (Second Floor Surfaces)



Blairsville Point Survey Form #003

Survey Serial #:	01-388
------------------	--------

Survey Section:	1
-----------------	---

Survey Unit:	40A
--------------	-----

Survey Sub-unit:	9
------------------	---

Classification:	4
-----------------	---

Survey Type:	LOWER
--------------	-------

Survey Date:	6/1/95
--------------	--------

Count Date:	8/30/95
-------------	---------

Alpha Survey Instruments				
Inst. S/N	Inst. Code	Eff. %	Corr. Fac.	Bkg. CPM
1517	7	22.1	4.52	2

Beta Survey Instruments				
Inst. S/N	Inst. Code	Eff. %	Corr. Fac.	Bkg. CPM
1595	12	32.4	3.09	251

Gamma or Beta/Gamma Instruments			
Inst. S/N	Inst. Code	Bkg.	Detection Type
234	23	5	Gamma
1522	22	0.011	Beta / Gamma

Alpha Counting Instruments				
Inst. S/N	Inst. Code	Eff. %	Corr. Fac.	Bkg. CPM
13295	2	33.96	2.94	0.34

Beta Counting Instruments				
Inst. S/N	Inst. Code	Eff. %	Corr. Fac.	Bkg. CPM
13295	3	37.6	2.66	1.68

Surveyor:	V. TAYLOR/C. VERGARI
Signature:	

Surface Description	Coordinates		Gamma at 1m	Gamma Inst.	Beta/Gamma Contact	Beta/Gamma	Contact Gross 1 min. Count	Alpha Inst.	Contact Gross 1 min. Count	Beta Inst.	Scan Contact Gross CPM		Removable DPM/100 cm2	Alpha Count	Removable DPM/100 cm2	Beta Count	Comments
	X	Y	uR/hr	Code	mR/hr	Code	Alpha	Beta	Code	Code	Max Beta	Avg Beta	Alpha	Beta	Code		
FLOOR	1	-1	5	23	0.007	22	4	7	354	12	397	330	-0.99	2	-1.80	3	CONCRETE
FLOOR	3	-1	4	23	0.004	22	4	7	394	12	390	320	-0.99	2	-3.13	3	CONCRETE
FLOOR	2	-2	5	23	0.008	22	3	7	331	12	441	340	0.48	2	-3.13	3	CONCRETE
FLOOR	1	-3	5	23	0.007	22	6	7	384	12	384	340	-0.99	2	0.85	3	CONCRETE
FLOOR	3	-3	4	23	0.009	22	8	7	366	12	442	320	3.43	2	3.51	3	CONCRETE

LB5100-W Low Background Counting System -- Smear Analysis

Date: 8/30/95
 Counting Unit id: 1
 Data file name: C:\LBXL\UNIT1\B01-388.XLD
 Batch Ended: 8/30/95 9:46
 Crosstalk Correction: Not Applied

Alpha activity action level (DPM): 20.00
 Beta activity action level (DPM): 200.00
 Certainty level for MDA and flags: 95.00%
 High Voltage Setting: 1440

Application Revision: 3
 Application Version: Standard

Batch ID: BLAIRSVILLE 1-40A-9

Carrier	Alpha Activity				Beta Activity				Count time (min)	Alpha CPM	Beta CPM	Completion Date - Time
	DPM	σ	flags	MDA	DPM	σ	flags	MDA				
4	-0.989	1.48	<MDA	7.98	-1.80	1.90	<MDA	11.67	2.00	-0.336	-0.68	8/30/95 9:37
5	-0.989	1.48	<MDA	7.98	-3.13	1.36	<MDA	11.67	2.00	-0.336	-1.18	8/30/95 9:39
6	0.484	1.48	<MDA	7.98	-3.13	1.36	<MDA	11.67	2.00	0.164	-1.18	8/30/95 9:42
7	-0.989	1.48	<MDA	7.98	0.85	2.68	<MDA	11.67	2.00	-0.336	0.32	8/30/95 9:44
8	3.429	2.56	<AL	7.98	3.51	3.27	<MDA	11.67	2.00	1.164	1.32	8/30/95 9:46

Alpha efficiency log file: th230ab Alpha Efficiency: 33.96% Alpha to Beta Crosstalk: 24.36% Alpha Background (CPM): 0.335714286 Alpha Correction Factor: 1.000
Beta efficiency log file: tc99ab Beta Efficiency: 37.60% Beta into Alpha Crosstalk: 0.17% Beta Background (CPM): 1.678571429 Beta Correction Factor: 1.000

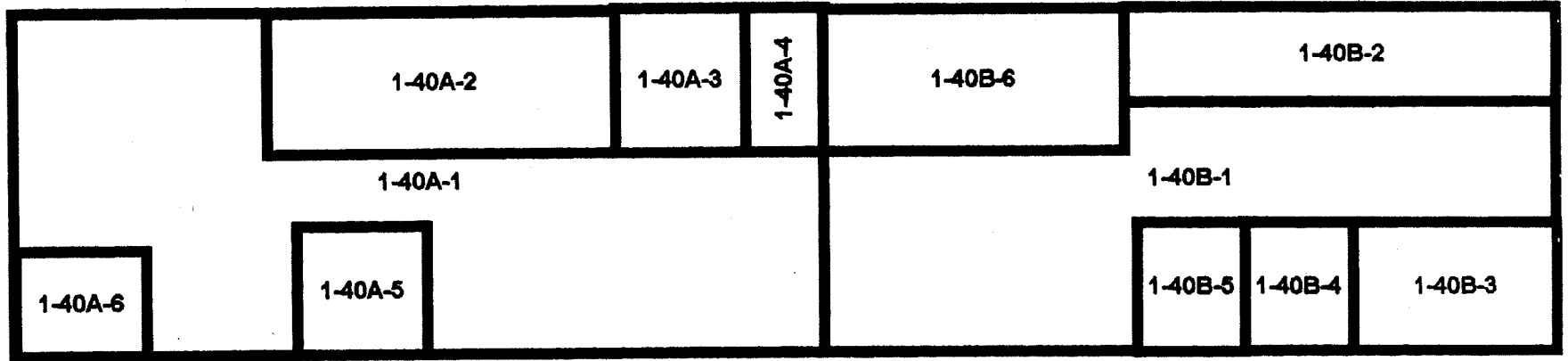
UNIT: 1-40A-9

S: 01388

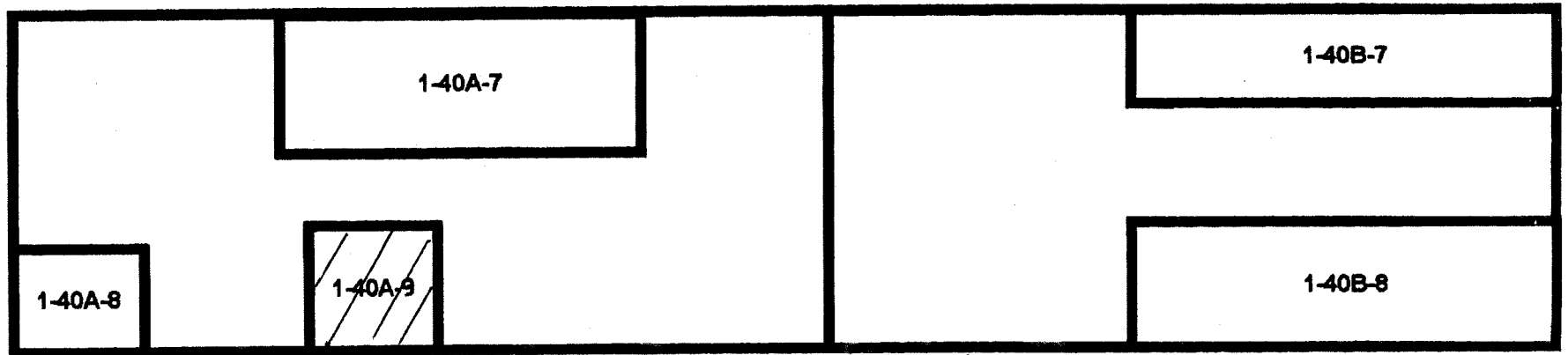
DATE: 6-1-95

BY: CV/VT

UNIT 1-40A & B (Main Floor)



UNIT 1-40A & B (Second Floor Surfaces)



Blairsville Point Survey Form #003

Survey Serial #:	01-389
------------------	--------

Survey Section:	1
-----------------	---

Survey Unit:	40B
--------------	-----

Survey Sub-unit:	8
------------------	---

Classification:	4
-----------------	---

Survey Type:	LOWER
--------------	-------

Survey Date:	6/1/95
--------------	--------

Count Date:	8/30/95
-------------	---------


Alpha Survey Instruments				
Inst. S/N	Inst. Code	Eff. %	Corr. Fac.	Bkg. CPM
1517	7	22.1	4.52	1

Beta Survey Instruments				
Inst. S/N	Inst. Code	Eff. %	Corr. Fac.	Bkg. CPM
1595	12	32.4	3.09	218

Gamma or Beta/Gamma Instruments			
Inst. S/N	Inst. Code	Bkg.	Detection Type
234	23	5	Gamma
1522	22	0.009	Beta / Gamma

Alpha Counting Instruments				
Inst. S/N	Inst. Code	Eff. %	Corr. Fac.	Bkg. CPM
13295	2	33.96	2.94	0.34

Beta Counting Instruments				
Inst. S/N	Inst. Code	Eff. %	Corr. Fac.	Bkg. CPM
13295	3	37.6	2.66	1.68

Surveyor:	V. TAYLOR/C. VERGARI
Signature:	

Surface Description	Coordinates		Gamma at 1m	Gamma Inst.	Beta/Gamma Contact	Beta/Gamma Code	Contact Gross 1 min. Count	Alpha Inst. Code	Contact Gross 1 min. Count	Beta Inst. Code	Scan Contact Gross CPM		Removable DPM/100 cm2	Alpha Count	Removable DPM/100 cm2	Beta Count	Comments
	X	Y	uR/hr	Code	mR/hr	Code	Alpha	Beta	Code	Code	Max Beta	Avg Beta	Alpha	Beta	Code		
FLOOR	2	-6	4	23	0.009	22	0	7	335	12	497	310	0.48	2	-0.47	3	CONCRETE
FLOOR	4	-6	5	23	0.014	22	2	7	409	12	473	380	0.48	2	-0.47	3	CONCRETE
FLOOR	4	-8	7	23	0.011	22	9	7	429	12	488	410	-0.99	2	0.85	3	CONCRETE
FLOOR	2	-8	4	23	0.005	22	10	7	360	12	519	390	0.48	2	-0.47	3	CONCRETE
FLOOR	2	-10	4	23	0.011	22	12	7	348	12	455	360	1.96	2	-1.80	3	CONCRETE
FLOOR	4	-10	5	23	0.019	22	2	7	357	12	427	340	-0.99	2	-3.13	3	CONCRETE
FLOOR	4	-12	5	23	0.006	22	2	7	415	12	467	390	-0.99	2	2.18	3	CONCRETE
FLOOR	2	-12	6	23	0.015	22	6	7	365	12	462	335	1.96	2	-3.13	3	CONCRETE
FLOOR	2	-14	5	23	0.014	22	6	7	332	12	405	320	-0.99	2	-1.80	3	CONCRETE
FLOOR	4	-14	7	23	0.018	22	6	7	436	12	467	408	-0.99	2	0.85	3	CONCRETE
FLOOR	4	-16	6	23	0.014	22	6	7	343	12	394	340	-0.99	2	-1.80	3	CONCRETE
FLOOR	2	-16	5	23	0.01	22	6	7	374	12	542	340	-0.99	2	0.85	3	CONCRETE

LB5100-W Low Background Counting System – Smear Analysis

Date: 8/30/95
 Counting Unit id: 1
 Data file name: C:\LBXL\UNIT1\B01-389.XLD
 Batch Ended: 8/30/95 10:13
 Crosstalk Correction: Not Applied

Alpha activity action level (DPM): 20.00
 Beta activity action level (DPM): 200.00
 Certainty level for MDA and flags: 95.00%
 High Voltage Setting: 1440

Application Revision: 3
 Application Version: Standard

Alpha efficiency log file: th230ab
 Alpha Efficiency: 33.96%
 Alpha to Beta Crosstalk: 24.36%
 Alpha Background (CPM): 0.335714286
 Alpha Correction Factor: 1.000

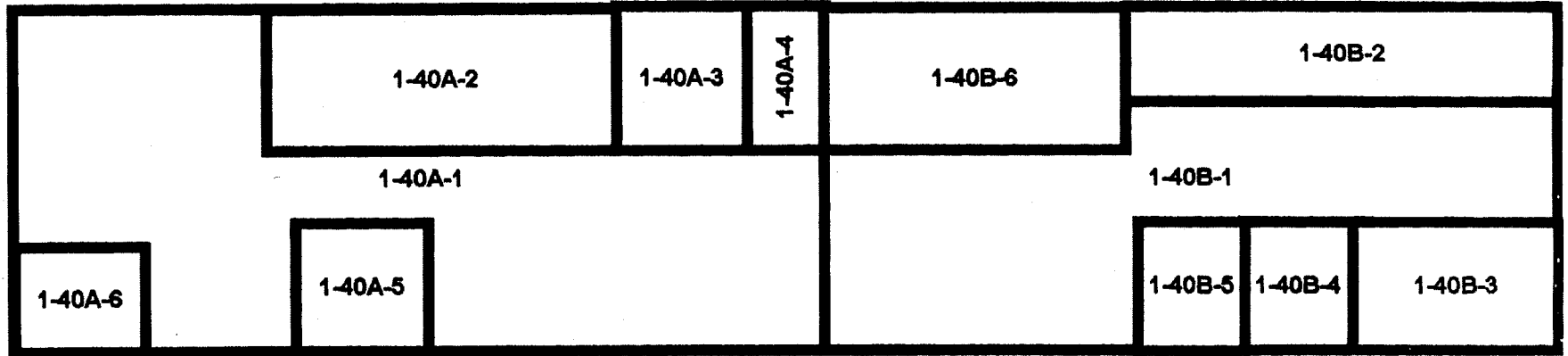
Beta efficiency log file: tc99ab
 Beta Efficiency: 37.60%
 Beta into Alpha Crosstalk: 0.17%
 Beta Background (CPM): 1.678571429
 Beta Correction Factor: 1.000

Batch ID: BLAIRSVILLE 1-40B-8

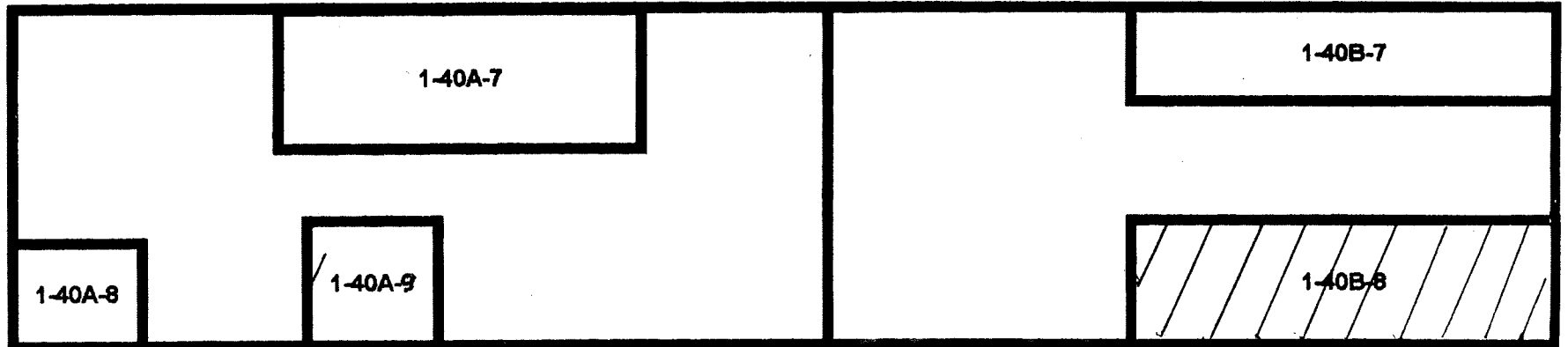
Carrier	Alpha Activity				Beta Activity				Count time (min)	Alpha CPM	Beta CPM	Completion Date - Time
	DPM	σ	flags	MDA	DPM	σ	flags	MDA				
9	0.484	1.48	<MDA	7.98	-0.47	2.32	<MDA	11.67	2.00	0.164	-0.18	8/30/95 9:48
10	0.484	1.48	<MDA	7.98	-0.47	2.32	<MDA	11.67	2.00	0.164	-0.18	8/30/95 9:50
11	-0.989	1.48	<MDA	7.98	0.85	2.68	<MDA	11.67	2.00	-0.336	0.32	8/30/95 9:53
12	0.484	1.48	<MDA	7.98	-0.47	2.32	<MDA	11.67	2.00	0.164	-0.18	8/30/95 9:55
13	1.956	2.09	<MDA	7.98	-1.80	1.90	<MDA	11.67	2.00	0.664	-0.68	8/30/95 9:57
14	-0.989	1.48	<MDA	7.98	-3.13	1.36	<MDA	11.67	2.00	-0.336	-1.18	8/30/95 9:59
15	-0.989	1.48	<MDA	7.98	2.18	2.99	<MDA	11.67	2.00	-0.336	0.82	8/30/95 10:01
16	1.956	2.09	<MDA	7.98	-3.13	1.36	<MDA	11.67	2.00	0.664	-1.18	8/30/95 10:04
17	-0.989	1.48	<MDA	7.98	-1.80	1.90	<MDA	11.67	2.00	-0.336	-0.68	8/30/95 10:06
18	-0.989	1.48	<MDA	7.98	0.85	2.68	<MDA	11.67	2.00	-0.336	0.32	8/30/95 10:08
19	-0.989	1.48	<MDA	7.98	-1.80	1.90	<MDA	11.67	2.00	-0.336	-0.68	8/30/95 10:10
20	-0.989	1.48	<MDA	7.98	0.85	2.68	<MDA	11.67	2.00	-0.336	0.32	8/30/95 10:13

UNIT: 1-40B-8
SN: 01-389
DATE: 6-1-95
BY: CVLVT

UNIT 1-40A & B (Main Floor)



UNIT 1-40A & B (Second Floor Surfaces)



Blairsville Point Survey Form #003

Survey Serial #:	01-390
------------------	--------

Survey Section:	1
-----------------	---

Survey Unit:	40B
--------------	-----

Survey Sub-unit:	7
------------------	---

Classification:	4
-----------------	---

Survey Type:	LOWER
--------------	-------

Survey Date:	6/5/95
--------------	--------

Count Date:	8/30/95
-------------	---------


Alpha Survey Instruments				
Inst. S/N	Inst. Code	Eff. %	Corr. Fac.	Bkg. CPM
1517	7	22.1	4.52	6

Beta Survey Instruments				
Inst. S/N	Inst. Code	Eff. %	Corr. Fac.	Bkg. CPM
1595	12	32.4	3.09	250

Gamma or Beta/Gamma Instruments			
Inst. S/N	Inst. Code	Bkg.	Detection Type
234	23	5	Gamma
1522	22	0.008	Beta / Gamma

Alpha Counting Instruments				
Inst. S/N	Inst. Code	Eff. %	Corr. Fac.	Bkg. CPM
13295	2	33.96	2.94	0.34

Beta Counting Instruments				
Inst. S/N	Inst. Code	Eff. %	Corr. Fac.	Bkg. CPM
13295	3	37.6	2.66	1.68

Surveyor:	V. TAYLOR/C. VERGARI
Signature:	

Surface Description	Coordinates		Gamma at 1m uR/hr	Gamma Inst. Code	Beta/Gamma Contact mR/hr	Beta/Gamma Code	Contact Gross 1 min. Count Alpha	Alpha Inst. Code	Contact Gross 1 min. Count Beta	Beta Inst. Code	Scan Contact Gross CPM		Removable DPM/100 cm2 Alpha	Alpha Count Code	Removable DPM/100 cm2 Beta	Beta Count Code	Comments
	X	Y									Max Beta	Avg Beta					
FLOOR	2	-2	4	23	0.016	22	3	7	362	12	945	380	-0.99	2	0.85	3	CONCRETE
FLOOR	2	-4	4	23	0.029	22	19	7	334	12	412	310	-0.99	2	-3.13	3	CONCRETE
FLOOR	2	-6	4	23	0.007	22	6	7	389	12	388	320	-0.99	2	3.51	3	CONCRETE
FLOOR	2	-8	5	23	0.009	22	10	7	343	12	463	320	-0.99	2	0.85	3	CONCRETE
FLOOR	2	-9	4	23	0.044	22	4	7	339	12	411	320	0.48	2	-3.13	3	CONCRETE
FLOOR	3	-10	4	23	0.031	22	9	7	311	12	416	320	0.48	2	0.85	3	CONCRETE
FLOOR	3	-12	5	23	0.068	22	11	7	392	12	488	380	-0.99	2	-3.13	3	CONCRETE
FLOOR	1	-12	5	23	0.01	22	11	7	323	12	468	350	-0.99	2	-1.80	3	CONCRETE

LB5100-W Low Background Counting System -- Smear Analysis

Date: 8/30/95
 Counting Unit id: 1
 Data file name: C:\LBXL\UNIT1\B01-390.XLD
 Batch Ended: 8/30/95 10:30
 Crosstalk Correction: Not Applied

Alpha activity action level (DPM): 20.00
 Beta activity action level (DPM): 200.00
 Certainty level for MDA and flags: 95.00%
 High Voltage Setting: 1440

Application Revision: 3
 Application Version: Standard

Alpha efficiency log file: th230ab
 Alpha Efficiency: 33.96%
 Alpha to Beta Crosstalk: 24.36%
 Alpha Background (CPM): 0.335714286
 Alpha Correction Factor: 1.000

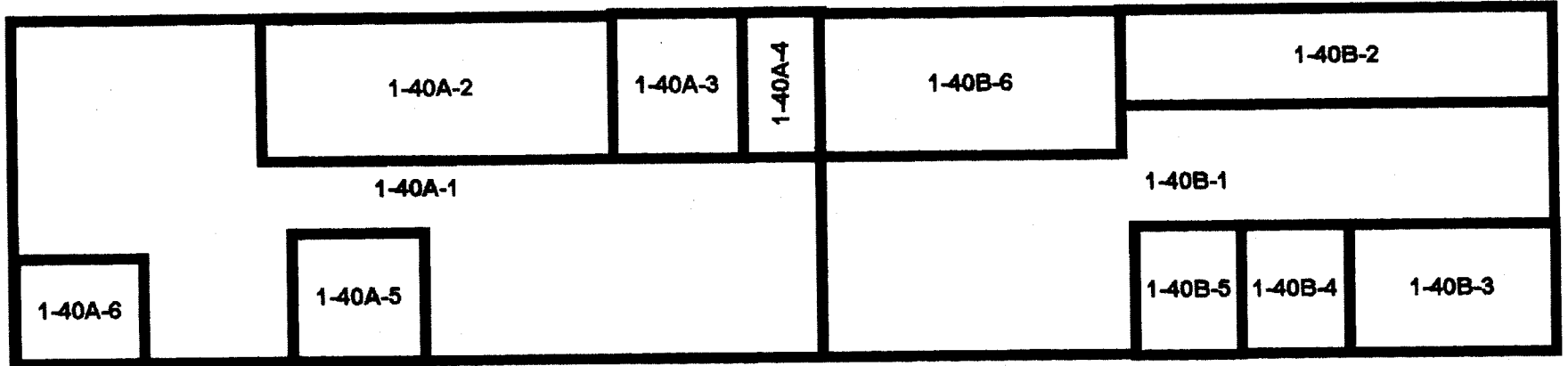
Beta efficiency log file: tc99ab
 Beta Efficiency: 37.60%
 Beta into Alpha Crosstalk: 0.17%
 Beta Background (CPM): 1.678571429
 Beta Correction Factor: 1.000

Batch ID: BLAIRSVILLE 1-40B-7

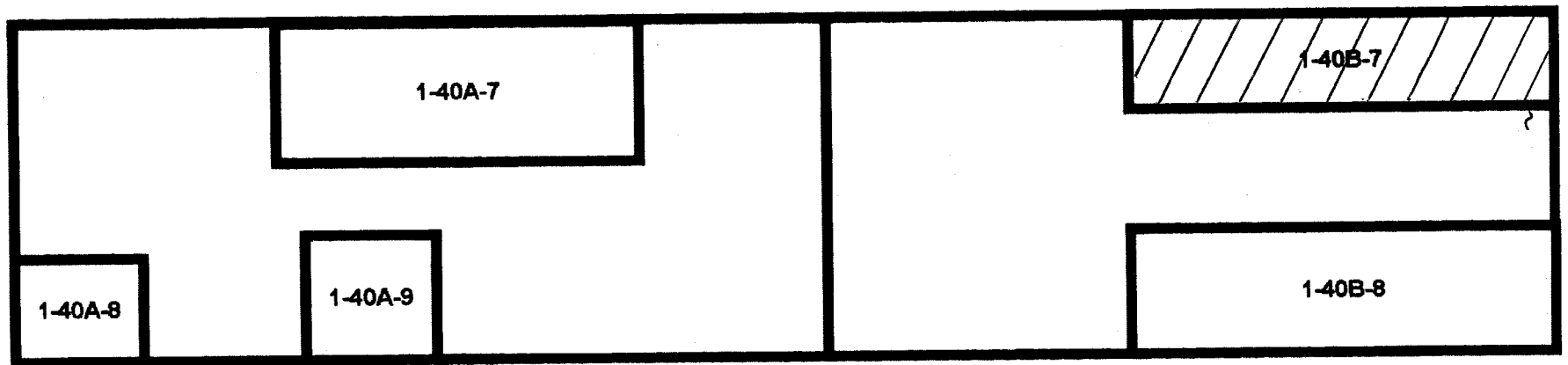
Carrier	Alpha Activity				Beta Activity				Count time (min)	Alpha CPM	Beta CPM	Completion Date - Time
	DPM	σ	flags	MDA	DPM	σ	flags	MDA				
1	-0.989	1.48	<MDA	7.98	0.85	2.68	<MDA	11.67	2.00	-0.336	0.32	8/30/95 10:15
2	-0.989	1.48	<MDA	7.98	-3.13	1.36	<MDA	11.67	2.00	-0.336	-1.18	8/30/95 10:17
3	-0.989	1.48	<MDA	7.98	3.51	3.27	<MDA	11.67	2.00	-0.336	1.32	8/30/95 10:19
4	-0.989	1.48	<MDA	7.98	0.85	2.68	<MDA	11.67	2.00	-0.336	0.32	8/30/95 10:21
5	0.484	1.48	<MDA	7.98	-3.13	1.36	<MDA	11.67	2.00	0.164	-1.18	8/30/95 10:24
6	0.484	1.48	<MDA	7.98	0.85	2.68	<MDA	11.67	2.00	0.164	0.32	8/30/95 10:26
7	-0.989	1.48	<MDA	7.98	-3.13	1.36	<MDA	11.67	2.00	-0.336	-1.18	8/30/95 10:28
8	-0.989	1.48	<MDA	7.98	-1.80	1.90	<MDA	11.67	2.00	-0.336	-0.68	8/30/95 10:30

UNIT: 1-40B-7
SN: 01-390
DATE: 6-5-95
BY: CV/VT

UNIT 1-40A & B (Main Floor)



UNIT 1-40A & B (Second Floor Surfaces)



Blairsville Point Survey Form #003

Survey Serial #: **01-391**

Survey Section: **1**

Survey Unit: **49**

Survey Sub-unit: **9**

Classification: **5**

Survey Type: **LOWER**

Survey Date: **6/21/95**

Count Date: **8/30/95**


Alpha Survey Instruments				
Inst. S/N	Inst. Code	Eff. %	Corr. Fac.	Bkg. CPM
1510	6	20.8	4.81	1

Beta Survey Instruments				
Inst. S/N	Inst. Code	Eff. %	Corr. Fac.	Bkg. CPM
1593	11	36.3	2.75	241

Gamma or Beta/Gamma Instruments			
Inst. S/N	Inst. Code	Bkg.	Detection Type
142	51	3	Gamma
1522	22	0.011	Beta / Gamma

Alpha Counting Instruments				
Inst. S/N	Inst. Code	Eff. %	Corr. Fac.	Bkg. CPM
13295	2	33.96	2.94	0.34

Beta Counting Instruments				
Inst. S/N	Inst. Code	Eff. %	Corr. Fac.	Bkg. CPM
13295	3	37.6	2.66	1.68

Surveyor: **V. TAYLOR/L. SMITH**
 Signature: 

Surface Description	Coordinates		Gamma at 1m uR/hr	Gamma Inst. Code	Beta/Gamma Contact mR/hr	Beta/Gamma Code	Contact Gross 1 min. Count Alpha	Alpha Inst. Code	Contact Gross 1 min. Count Beta	Beta Inst. Code	Scan Contact Gross CPM		Removable DPM/100 cm2 Alpha	Alpha Count Code	Removable DPM/100 cm2 Beta	Beta Count Code	Comments
											Max Beta	Avg Beta					
	X	Y															
CONCRETE FLOOR	1	-1	4	51	0.018	22	1	6	361	11	445	340	1.96	2	-3.13	3	FLOOR TILE REMOVED
CONCRETE FLOOR	2	-1	4	51	0.013	22	12	6	378	11	422	310	1.96	2	-0.47	3	FLOOR TILE REMOVED
CONCRETE FLOOR	3	-1	4	51	0.015	22	13	6	339	11	403	290	-0.99	2	4.84	3	FLOOR TILE REMOVED
CONCRETE FLOOR	4	-1	4	51	0.012	22	8	6	340	11	469	330	-0.99	2	4.84	3	FLOOR TILE REMOVED
CONCRETE FLOOR	5	-1	4	51	0.009	22	7	6	331	11	465	340	4.90	2	-3.13	3	FLOOR TILE REMOVED
CONCRETE FLOOR	6	-1	3.5	51	0.014	22	8	6	320	11	383	330	1.96	2	-1.80	3	FLOOR TILE REMOVED
CONCRETE FLOOR	7	-1	4.5	51	0.013	22	5	6	342	11	437	350	3.43	2	6.17	3	FLOOR TILE REMOVED
CONCRETE FLOOR	8	-1	4	51	0.009	22	12	6	379	11	411	320	-0.99	2	0.85	3	FLOOR TILE REMOVED
CONCRETE FLOOR	9	-1	4	51	0.007	22	10	6	369	11	429	350	1.96	2	-0.47	3	FLOOR TILE REMOVED
CONCRETE FLOOR	1	-2	4	51	0.015	22	4	6	322	11	464	340	-0.99	2	-0.47	3	FLOOR TILE REMOVED
CONCRETE FLOOR	2	-2	4.5	51	0.014	22	5	6	468	11	489	390	0.48	2	0.85	3	FLOOR TILE REMOVED
CONCRETE FLOOR	3	-2	4	51	0.012	22	12	6	369	11	443	350	0.48	2	0.85	3	FLOOR TILE REMOVED
CONCRETE FLOOR	4	-2	3.5	51	0.012	22	7	6	350	11	548	360	1.96	2	3.51	3	FLOOR TILE REMOVED
CONCRETE FLOOR	5	-2	4	51	0.016	22	11	6	340	11	405	310	0.48	2	-0.47	3	FLOOR TILE REMOVED
CONCRETE FLOOR	6	-2	4	51	0.013	22	11	6	329	11	411	350	3.43	2	-3.13	3	FLOOR TILE REMOVED
CONCRETE FLOOR	7	-2	4	51	0.007	22	5	6	354	11	392	340	4.90	2	3.51	3	FLOOR TILE REMOVED
CONCRETE FLOOR	1	-3	3	51	0.013	22	11	6	392	11	415	360	1.96	2	-1.80	3	FLOOR TILE REMOVED
CONCRETE FLOOR	2	-3	3	51	0.01	22	16	6	420	11	460	380	-0.99	2	0.85	3	FLOOR TILE REMOVED
CONCRETE FLOOR	3	-3	4	51	0.009	22	8	6	348	11	478	340	1.96	2	-0.47	3	FLOOR TILE REMOVED
CONCRETE FLOOR	4	-3	4	51	0.011	22	5	6	348	11	458	350	4.90	2	0.85	3	FLOOR TILE REMOVED
CONCRETE FLOOR	5	-3	3.5	51	0.008	22	5	6	346	11	462	350	1.96	2	2.18	3	FLOOR TILE REMOVED
CONCRETE FLOOR	6	-3	4	51	0.01	22	5	6	370	11	375	340	0.48	2	-4.46	3	FLOOR TILE REMOVED
CONCRETE FLOOR	7	-3	3	51	0.008	22	1	6	358	11	419	310	3.43	2	7.50	3	FLOOR TILE REMOVED

Blairsville Point Survey Form #003

Survey Serial #:	01-391
------------------	--------

Survey Section:	1
-----------------	---

Survey Unit:	49
--------------	----

Survey Sub-unit:	9
------------------	---

Classification:	5
-----------------	---

Survey Type:	LOWER
--------------	-------

Survey Date:	6/21/95
--------------	---------

Count Date:	8/30/95
-------------	---------

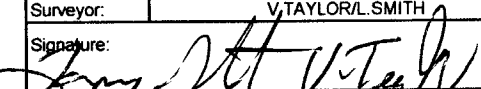
Alpha Survey Instruments				
Inst. S/N	Inst. Code	Eff. %	Corr. Fac.	Bkg. CPM
1510	6	20.8	4.81	1

Beta Survey Instruments				
Inst. S/N	Inst. Code	Eff. %	Corr. Fac.	Bkg. CPM
1593	11	36.3	2.75	241

Gamma or Beta/Gamma Instruments			
Inst. S/N	Inst. Code	Bkg.	Detection Type
142	51	3	Gamma
1522	22	0.011	Beta / Gamma

Alpha Counting Instruments				
Inst. S/N	Inst. Code	Eff. %	Corr. Fac.	Bkg. CPM
13295	2	33.96	2.94	0.34

Beta Counting Instruments				
Inst. S/N	Inst. Code	Eff. %	Corr. Fac.	Bkg. CPM
13295	3	37.6	2.66	1.68

Surveyor:	V. TAYLOR/L. SMITH
Signature:	

Surface Description	Coordinates		Gamma at 1m	Gamma Inst.	Beta/Gamma Contact	Beta/Gamma Code	Contact Gross 1 min. Count	Alpha Inst. Code	Contact Gross 1 min. Count	Beta Inst. Code	Scan Contact Gross CPM		Removable DPM/100 cm2	Alpha Count Code	Removable DPM/100 cm2	Beta Count Code	Comments
	X	Y	uR/hr	Code	mR/hr	Code	Alpha	Code	Beta	Code	Max Beta	Avg Beta	Alpha	Code	Beta	Code	
CONCRETE FLOOR	1	-4	3	51	0.009	22	8	6	353	11	470	340	-0.99	2	-0.47	3	FLOOR TILE REMOVED
CONCRETE FLOOR	2	-4	4	51	0.013	22	6	6	389	11	473	350	-0.99	2	0.85	3	FLOOR TILE REMOVED
CONCRETE FLOOR	3	-4	4	51	0.011	22	10	6	637	11	1240	680	0.48	2	2.18	3	FLOOR TILE REMOVED
CONCRETE FLOOR	4	-4	4	51	0.009	22	11	6	395	11	472	380	0.48	2	2.18	3	FLOOR TILE REMOVED
CONCRETE FLOOR	5	-4	3	51	0.013	22	4	6	371	11	447	330	0.48	2	6.17	3	FLOOR TILE REMOVED
CONCRETE FLOOR	6	-4	3	51	0.009	22	4	6	330	11	438	340	0.48	2	0.85	3	FLOOR TILE REMOVED
CONCRETE FLOOR	7	-4	4	51	0.008	22	19	6	351	11	444	360	-0.99	2	-0.47	3	FLOOR TILE REMOVED
CONCRETE FLOOR	1	-5	3	51	0.01	22	11	6	415	11	432	390	-0.99	2	-0.47	3	FLOOR TILE REMOVED
CONCRETE FLOOR	2	-5	4	51	0.013	22	10	6	371	11	544	360	-0.99	2	0.85	3	FLOOR TILE REMOVED
CONCRETE FLOOR	3	-5	4	51	0.012	22	16	6	558	11	885	380	-0.99	2	4.84	3	FLOOR TILE REMOVED
CONCRETE FLOOR	4	-5	3	51	0.013	22	8	6	379	11	432	360	0.48	2	2.18	3	FLOOR TILE REMOVED
CONCRETE FLOOR	5	-5	3	51	0.013	22	7	6	343	11	488	330	1.96	2	3.51	3	FLOOR TILE REMOVED
CONCRETE FLOOR	6	-5	3	51	0.012	22	5	6	344	11	359	310	3.43	2	2.18	3	FLOOR TILE REMOVED
CONCRETE FLOOR	7	-5	4	51	0.013	22	7	6	339	11	424	340	0.48	2	3.51	3	FLOOR TILE REMOVED
CONCRETE FLOOR	1	-6	4	51	0.013	22	7	6	365	11	439	330	0.48	2	2.18	3	FLOOR TILE REMOVED
CONCRETE FLOOR	2	-6	3	51	0.013	22	13	6	361	11	470	350	-0.99	2	-3.13	3	FLOOR TILE REMOVED
CONCRETE FLOOR	3	-6	3	51	0.012	22	3	6	431	11	496	410	-0.99	2	0.85	3	FLOOR TILE REMOVED
CONCRETE FLOOR	4	-6	3	51	0.018	22	11	6	444	11	504	390	-0.99	2	-0.47	3	
CONCRETE FLOOR	5	-6	4	51	0.011	22	10	6	391	11	396	340	0.48	2	7.50	3	
CONCRETE FLOOR	6	-6	3	51	0.007	22	13	6	382	11	388	350	-0.99	2	3.51	3	
CONCRETE FLOOR	7	-6	3	51	0.012	22	12	6	372	11	393	340	-0.99	2	3.51	3	
CONCRETE FLOOR	8	-6	3	51	0.013	22	12	6	360	11	490	360	-0.99	2	-0.47	3	
CONCRETE FLOOR	9	-6	3	51	0.013	22	19	6	471	11	511	430	-0.99	2	4.84	3	

Blairsville Point Survey Form #003

Survey Serial #:	01-391
------------------	--------

Survey Section:	1
-----------------	---

Survey Unit:	49
--------------	----

Survey Sub-unit:	9
------------------	---

Classification:	5
-----------------	---

Survey Type:	LOWER
--------------	-------

Survey Date:	6/21/95
--------------	---------

Count Date:	8/30/95
-------------	---------


Alpha Survey Instruments				
Inst. S/N	Inst. Code	Eff. %	Corr. Fac.	Bkg. CPM
1510	6	20.8	4.81	1

Beta Survey Instruments				
Inst. S/N	Inst. Code	Eff. %	Corr. Fac.	Bkg. CPM
1593	11	36.3	2.75	241

Gamma or Beta/Gamma Instruments			
Inst. S/N	Inst. Code	Bkg. CPM	Detection Type
142	51	3	Gamma
1522	22	0.011	Beta / Gamma

Alpha Counting Instruments				
Inst. S/N	Inst. Code	Eff. %	Corr. Fac.	Bkg. CPM
13295	2	33.96	2.94	0.34

Beta Counting Instruments				
Inst. S/N	Inst. Code	Eff. %	Corr. Fac.	Bkg. CPM
13295	3	37.6	2.66	1.68

Surveyor:	Y. TAYLOR/L. SMITH
Signature:	

Surface Description	Coordinates		Gamma at 1m	Gamma Inst.	Beta/Gamma Contact	Beta/Gamma Code	Contact Gross 1 min. Count	Alpha Inst. Code	Contact Gross 1 min. Count	Beta Inst. Code	Scan Contact Gross CPM		Removable DPM/100 cm2	Alpha Count	Removable DPM/100 cm2	Beta Count	Comments
	X	Y	uR/hr	Code	mR/hr	Code	Alpha	Beta	Code	Code	Max Beta	Avg Beta	Alpha	Beta	Code		
CONCRETE FLOOR	1	-7	3	51	0.013	22	7	6	406	11	417	370	-0.99	2	2.18	3	
CONCRETE FLOOR	2	-7	3	51	0.013	22	6	6	408	11	433	370	1.96	2	8.83	3	
CONCRETE FLOOR	3	-7	4	51	0.006	22	8	6	335	11	430	340	-0.99	2	6.17	3	
CONCRETE FLOOR	4	-7	3	51	0.012	22	9	6	394	11	495	350	0.48	2	-0.47	3	
CONCRETE FLOOR	5	-7	3	51	0.009	22	10	6	372	11	482	370	-0.99	2	2.18	3	
CONCRETE FLOOR	6	-7	3	51	0.013	22	11	6	355	11	492	340	0.48	2	-1.80	3	
CONCRETE FLOOR	7	-7	3	51	0.009	22	3	6	325	11	476	350	0.48	2	6.17	3	
CONCRETE FLOOR	8	-7	4	51	0.013	22	3	6	351	11	378	320	-0.99	2	0.85	3	
CONCRETE FLOOR	9	-7	3	51	0.014	22	14	6	351	11	410	340	1.96	2	-3.13	3	
CONCRETE FLOOR	1	-8	5	51	0.024	22	7	6	382	11	480	370	0.48	2	-0.47	3	
CONCRETE FLOOR	2	-8	4	51	0.011	22	3	6	426	11	516	380	0.48	2	2.18	3	
CONCRETE FLOOR	3	-8	3	51	0.007	22	1	6	397	11	475	350	-0.99	2	7.50	3	
CONCRETE FLOOR	4	-8	4	51	0.011	22	3	6	403	11	463	390	1.96	2	2.18	3	
CONCRETE FLOOR	5	-8	3	51	0.01	22	3	6	229	11	462	340	0.48	2	7.50	3	
CONCRETE FLOOR	6	-8	4	51	0.009	22	6	6	347	11	483	340	-0.99	2	3.51	3	
CONCRETE FLOOR	7	-8	3	51	0.014	22	8	6	368	11	448	340	4.90	2	-0.47	3	
CONCRETE FLOOR	8	-8	3	51	0.009	22	6	6	317	11	465	300	0.48	2	0.85	3	
CONCRETE FLOOR	9	-8	4	51	0.013	22	14	6	323	11	420	280	0.48	2	0.85	3	
CONCRETE FLOOR	1	-9	3	51	0.009	22	9	6	383	11	507	360	-0.99	2	2.18	3	
CONCRETE FLOOR	2	-9	3	51	0.014	22	6	6	386	11	520	340	0.48	2	-1.80	3	
CONCRETE FLOOR	3	-9	3	51	0.013	22	6	6	411	11	525	380	0.48	2	6.17	3	
CONCRETE FLOOR	4	-9	3	51	0.01	22	8	6	342	11	473	350	-0.99	2	6.17	3	
CONCRETE FLOOR	5	-9	3	51	0.013	22	8	6	377	11	446	340	-0.99	2	3.51	3	

Blairsville Point survey Form #003

Survey Serial #:	01-391
------------------	--------

Survey Section:	1
-----------------	---

Survey Unit:	49
--------------	----

Survey Sub-unit:	9
------------------	---

Classification:	5
-----------------	---

Survey Type:	LOWER
--------------	-------

Survey Date:	6/21/95
--------------	---------

Count Date:	8/30/95
-------------	---------


Alpha Survey Instruments				
Inst. S/N	Inst. Code	Eff. %	Corr. Fac.	Bkg. CPM
1510	6	20.8	4.81	1

Beta Survey Instruments				
Inst. S/N	Inst. Code	Eff. %	Corr. Fac.	Bkg. CPM
1593	11	36.3	2.75	241

Gamma or Beta/Gamma Instruments			
Inst. S/N	Inst. Code	Bkg.	Detection Type
142	51	3	Gamma
1522	22	0.011	Beta / Gamma

Alpha Counting Instruments				
Inst. S/N	Inst. Code	Eff. %	Corr. Fac.	Bkg. CPM
13295	2	33.96	2.94	0.34

Beta Counting Instruments				
Inst. S/N	Inst. Code	Eff. %	Corr. Fac.	Bkg. CPM
13295	3	37.6	2.66	1.68

Surveyor:	V. TAYLOR/L. SMITH
Signature:	

Surface Description	Coordinates		Gamma at 1m	Gamma Inst.	Beta/Gamma Contact	Beta/Gamma Code	Contact Gross 1 min. Count	Alpha Inst. Code	Contact Gross 1 min. Count	Beta Inst. Code	Scan Contact Gross CPM		Removable DPM/100 cm2	Alpha Count	Removable DPM/100 cm2	Beta Count	Comments
	X	Y	uR/hr	Code	mR/hr	Code	Alpha	Beta	Code	Max Beta	Avg Beta	Alpha	Code	Beta	Code		
	CONCRETE FLOOR	6	-9	4	51	0.013	22	14	6	361	11	459	330	1.96	2	0.85	
CONCRETE FLOOR	7	-9	3	51	0.007	22	6	6	399	11	483	360	1.96	2	0.85	3	
CONCRETE FLOOR	8	-9	3	51	0.013	22	10	6	385	11	428	340	0.48	2	-1.80	3	
CONCRETE FLOOR	9	-9	4	51	0.018	22	17	6	491	11	498	370	0.48	2	-1.80	3	
CONCRETE FLOOR	1	-10	4	51	0.015	22	9	6	383	11	440	380	0.48	2	-3.13	3	
CONCRETE FLOOR	2	-10	3	51	0.009	22	7	6	407	11	575	390	0.48	2	0.85	3	
CONCRETE FLOOR	3	-10	3	51	0.012	22	5	6	343	11	440	350	0.48	2	-0.47	3	
CONCRETE FLOOR	4	-10	3	51	0.009	22	11	6	320	11	436	340	-0.99	2	4.84	3	
CONCRETE FLOOR	5	-10	3	51	0.012	22	18	6	373	11	415	340	-0.99	2	-1.80	3	
CONCRETE FLOOR	6	-10	3	51	0.01	22	20	6	395	11	424	360	0.48	2	10.16	3	
CONCRETE FLOOR	7	-10	4	51	0.019	22	18	6	414	11	554	460	0.48	2	6.17	3	
CONCRETE FLOOR	8	-10	4	51	0.007	22	14	6	406	11	442	390	0.48	2	-1.80	3	
CONCRETE FLOOR	9	-10	3	51	0.013	22	19	6	365	11	440	370	0.48	2	-0.47	3	

LB5100-W Low Background Counting System – Smear Analysis

Date: 8/30/95
 Counting Unit id: 1
 Data file name: C:\LBXL\UNIT1\B01-391.XLD
 Batch Ended: 8/30/95 13:31
 Crosstalk Correction: Not Applied

Alpha activity action level (DPM): 20.00
 Beta activity action level (DPM): 200.00
 Certainty level for MDA and flags: 95.00%
 High Voltage Setting: 1440

Application Revision: 3
 Application Version: Standard

Alpha efficiency log file: th230ab
 Alpha Efficiency: 33.96%
 Alpha to Beta Crosstalk: 24.36%
 Alpha Background (CPM): 0.335714286
 Alpha Correction Factor: 1.000

Beta efficiency log file: tc99ab
 Beta Efficiency: 37.60%
 Beta into Alpha Crosstalk: 0.17%
 Beta Background (CPM): 1.678571429
 Beta Correction Factor: 1.000

Batch ID: BLAIRSVILLE 1-49-9

Carrier	Alpha Activity				Beta Activity				Count time (min)	Alpha CPM	Beta CPM	Completion Date - Time
	DPM	σ	flags	MDA	DPM	σ	flags	MDA				
9	1.956	2.09	<MDA	7.98	-3.13	1.36	<MDA	11.67	2.00	0.664	-1.18	8/30/95 10:32
10	1.956	2.09	<MDA	7.98	-0.47	2.32	<MDA	11.67	2.00	0.664	-0.18	8/30/95 10:35
11	-0.989	1.48	<MDA	7.98	4.84	3.53	<AL	11.67	2.00	-0.336	1.82	8/30/95 10:37
12	-0.989	1.48	<MDA	7.98	4.84	3.53	<AL	11.67	2.00	-0.336	1.82	8/30/95 10:39
13	4.901	2.95	<AL	7.98	-3.13	1.36	<MDA	11.67	2.00	1.664	-1.18	8/30/95 10:41
14	1.956	2.09	<MDA	7.98	-1.80	1.90	<MDA	11.67	2.00	0.664	-0.68	8/30/95 10:43
15	3.429	2.56	<AL	7.98	6.17	3.77	<AL	11.67	2.00	1.164	2.32	8/30/95 10:46
16	-0.989	1.48	<MDA	7.98	0.85	2.68	<MDA	11.67	2.00	-0.336	0.32	8/30/95 10:48
17	1.956	2.09	<MDA	7.98	-0.47	2.32	<MDA	11.67	2.00	0.664	-0.18	8/30/95 10:50
18	-0.989	1.48	<MDA	7.98	-0.47	2.32	<MDA	11.67	2.00	-0.336	-0.18	8/30/95 10:52
19	0.484	1.48	<MDA	7.98	0.85	2.68	<MDA	11.67	2.00	0.164	0.32	8/30/95 10:55
20	0.484	1.48	<MDA	7.98	0.85	2.68	<MDA	11.67	2.00	0.164	0.32	8/30/95 10:57
21	1.956	2.09	<MDA	7.98	3.51	3.27	<MDA	11.67	2.00	0.664	1.32	8/30/95 10:59
22	0.484	1.48	<MDA	7.98	-0.47	2.32	<MDA	11.67	2.00	0.164	-0.18	8/30/95 11:01
23	3.429	2.56	<AL	7.98	-3.13	1.36	<MDA	11.67	2.00	1.164	-1.18	8/30/95 11:03
24	4.901	2.95	<AL	7.98	3.51	3.27	<MDA	11.67	2.00	1.664	1.32	8/30/95 11:06
25	1.956	2.09	<MDA	7.98	-1.80	1.90	<MDA	11.67	2.00	0.664	-0.68	8/30/95 11:08
26	-0.989	1.48	<MDA	7.98	0.85	2.68	<MDA	11.67	2.00	-0.336	0.32	8/30/95 11:10
27	1.956	2.09	<MDA	7.98	-0.47	2.32	<MDA	11.67	2.00	0.664	-0.18	8/30/95 11:12
28	4.901	2.95	<AL	7.98	0.85	2.68	<MDA	11.67	2.00	1.664	0.32	8/30/95 11:14
29	1.956	2.09	<MDA	7.98	2.18	2.99	<MDA	11.67	2.00	0.664	0.82	8/30/95 11:17
30	0.484	1.48	<MDA	7.98	-4.46	1.36	<MDA	11.67	2.00	0.164	-1.68	8/30/95 11:19
31	3.429	2.56	<AL	7.98	7.50	4.00	<AL	11.67	2.00	1.164	2.82	8/30/95 11:21
32	-0.989	1.48	<MDA	7.98	-0.47	2.32	<MDA	11.67	2.00	-0.336	-0.18	8/30/95 11:23

LB5100-W Low Background Counting System -- Smear Analysis

Date: 8/30/95
 Counting Unit id: 1
 Data file name: C:\LBXL\UNIT1\B01-391.XLD
 Batch Ended: 8/30/95 13:31
 Crosstalk Correction: Not Applied

Alpha activity action level (DPM): 20.00
 Beta activity action level (DPM): 200.00
 Certainty level for MDA and flags: 95.00%
 High Voltage Setting: 1440

Application Revision: 3
 Application Version: Standard

Alpha efficiency log file: th230ab
 Alpha Efficiency: 33.96%
 Alpha to Beta Crosstalk: 24.36%
 Alpha Background (CPM): 0.335714286
 Alpha Correction Factor: 1.000

Beta efficiency log file: tc99ab
 Beta Efficiency: 37.60%
 Beta into Alpha Crosstalk: 0.17%
 Beta Background (CPM): 1.678571429
 Beta Correction Factor: 1.000

Batch ID: BLAIRSVILLE 1-49-9

Carrier	Alpha Activity				Beta Activity				Count time (min)	Alpha CPM	Beta CPM	Completion Date - Time
	DPM	σ	flags	MDA	DPM	σ	flags	MDA				
33	-0.989	1.48	<MDA	7.98	0.85	2.68	<MDA	11.67	2.00	-0.336	0.32	8/30/95 11:26
34	0.484	1.48	<MDA	7.98	2.18	2.99	<MDA	11.67	2.00	0.164	0.82	8/30/95 11:28
35	0.484	1.48	<MDA	7.98	2.18	2.99	<MDA	11.67	2.00	0.164	0.82	8/30/95 11:30
36	0.484	1.48	<MDA	7.98	6.17	3.77	<AL	11.67	2.00	0.164	2.32	8/30/95 11:32
37	0.484	1.48	<MDA	7.98	0.85	2.68	<MDA	11.67	2.00	0.164	0.32	8/30/95 11:34
39	-0.989	1.48	<MDA	7.98	-0.47	2.32	<MDA	11.67	2.00	-0.336	-0.18	8/30/95 11:37
38	-0.989	1.48	<MDA	7.98	-0.47	2.32	<MDA	11.67	2.00	-0.336	-0.18	8/30/95 11:39
40	-0.989	1.48	<MDA	7.98	0.85	2.68	<MDA	11.67	2.00	-0.336	0.32	8/30/95 11:41
41	-0.989	1.48	<MDA	7.98	4.84	3.53	<AL	11.67	2.00	-0.336	1.82	8/30/95 11:43
42	0.484	1.48	<MDA	7.98	2.18	2.99	<MDA	11.67	2.00	0.164	0.82	8/30/95 11:45
43	1.956	2.09	<MDA	7.98	3.51	3.27	<MDA	11.67	2.00	0.664	1.32	8/30/95 11:48
44	3.429	2.56	<AL	7.98	2.18	2.99	<MDA	11.67	2.00	1.164	0.82	8/30/95 11:50
45	0.484	1.48	<MDA	7.98	3.51	3.27	<MDA	11.67	2.00	0.164	1.32	8/30/95 11:52
46	0.484	1.48	<MDA	7.98	2.18	2.99	<MDA	11.67	2.00	0.164	0.82	8/30/95 11:54
47	-0.989	1.48	<MDA	7.98	-3.13	1.36	<MDA	11.67	2.00	-0.336	-1.18	8/30/95 11:56
48	-0.989	1.48	<MDA	7.98	0.85	2.68	<MDA	11.67	2.00	-0.336	0.32	8/30/95 11:59
49	-0.989	1.48	<MDA	7.98	-0.47	2.32	<MDA	11.67	2.00	-0.336	-0.18	8/30/95 12:01
50	0.484	1.48	<MDA	7.98	7.50	4.00	<AL	11.67	2.00	0.164	2.82	8/30/95 12:03
51	-0.989	1.48	<MDA	7.98	3.51	3.27	<MDA	11.67	2.00	-0.336	1.32	8/30/95 12:05
52	-0.989	1.48	<MDA	7.98	3.51	3.27	<MDA	11.67	2.00	-0.336	1.32	8/30/95 12:07
53	-0.989	1.48	<MDA	7.98	-0.47	2.32	<MDA	11.67	2.00	-0.336	-0.18	8/30/95 12:10
54	-0.989	1.48	<MDA	7.98	4.84	3.53	<AL	11.67	2.00	-0.336	1.82	8/30/95 12:12
55	-0.989	1.48	<MDA	7.98	2.18	2.99	<MDA	11.67	2.00	-0.336	0.82	8/30/95 12:14
56	1.956	2.09	<MDA	7.98	8.83	4.22	<AL	11.67	2.00	0.664	3.32	8/30/95 12:16

LB5100-W Low Background Counting System – Smear Analysis

Date: 8/30/95
 Counting Unit id: 1
 Data file name: C:\LBXL\UNIT1\B01-391.XLD
 Batch Ended: 8/30/95 13:31
 Crosstalk Correction: Not Applied

Alpha activity action level (DPM): 20.00
 Beta activity action level (DPM): 200.00
 Certainty level for MDA and flags: 95.00%
 High Voltage Setting: 1440

Application Revision: 3

Application Version: Standard

Alpha efficiency log file: th230ab Alpha Efficiency: 33.96% Alpha to Beta Crosstalk: 24.36% Alpha Background (CPM): 0.335714286 Alpha Correction Factor: 1.000			
Beta efficiency log file: tc99ab Beta Efficiency: 37.60% Beta into Alpha Crosstalk: 0.17% Beta Background (CPM): 1.678571429 Beta Correction Factor: 1.000			
Count time (min)	Alpha CPM	Beta CPM	Completion Date - Time
2.00	-0.336	2.32	8/30/95 12:19
2.00	0.164	-0.18	8/30/95 12:21
2.00	-0.336	0.82	8/30/95 12:23
2.00	0.164	-0.68	8/30/95 12:25
2.00	0.164	2.32	8/30/95 12:27
2.00	-0.336	0.32	8/30/95 12:30
2.00	0.664	-1.18	8/30/95 12:32
2.00	0.164	-0.18	8/30/95 12:34
2.00	0.164	0.82	8/30/95 12:36
2.00	-0.336	2.82	8/30/95 12:38
2.00	0.664	0.82	8/30/95 12:41
2.00	0.164	2.82	8/30/95 12:43
2.00	-0.336	1.32	8/30/95 12:45
2.00	1.664	-0.18	8/30/95 12:47
2.00	0.164	0.32	8/30/95 12:49
2.00	0.164	0.32	8/30/95 12:52
2.00	-0.336	0.82	8/30/95 12:54
2.00	0.164	-0.68	8/30/95 12:56
2.00	0.164	2.32	8/30/95 12:58
2.00	-0.336	2.32	8/30/95 13:01
2.00	-0.336	1.32	8/30/95 13:03
2.00	0.664	0.32	8/30/95 13:05
2.00	0.664	0.32	8/30/95 13:07
2.00	0.164	-0.68	8/30/95 13:09

Batch ID: BLAIRSVILLE 1-49-9

Carrier	Alpha Activity				Beta Activity			
	DPM	σ	flags	MDA	DPM	σ	flags	MDA
57	-0.989	1.48	<MDA	7.98	6.17	3.77	<AL	11.67
58	0.484	1.48	<MDA	7.98	-0.47	2.32	<MDA	11.67
59	-0.989	1.48	<MDA	7.98	2.18	2.99	<MDA	11.67
60	0.484	1.48	<MDA	7.98	-1.80	1.90	<MDA	11.67
61	0.484	1.48	<MDA	7.98	6.17	3.77	<AL	11.67
62	-0.989	1.48	<MDA	7.98	0.85	2.68	<MDA	11.67
63	1.956	2.09	<MDA	7.98	-3.13	1.36	<MDA	11.67
64	0.484	1.48	<MDA	7.98	-0.47	2.32	<MDA	11.67
65	0.484	1.48	<MDA	7.98	2.18	2.99	<MDA	11.67
66	-0.989	1.48	<MDA	7.98	7.50	4.00	<AL	11.67
67	1.956	2.09	<MDA	7.98	2.18	2.99	<MDA	11.67
68	0.484	1.48	<MDA	7.98	7.50	4.00	<AL	11.67
69	-0.989	1.48	<MDA	7.98	3.51	3.27	<MDA	11.67
70	4.901	2.95	<AL	7.98	-0.47	2.32	<MDA	11.67
71	0.484	1.48	<MDA	7.98	0.85	2.68	<MDA	11.67
73	0.484	1.48	<MDA	7.98	0.85	2.68	<MDA	11.67
72	-0.989	1.48	<MDA	7.98	2.18	2.99	<MDA	11.67
74	0.484	1.48	<MDA	7.98	-1.80	1.90	<MDA	11.67
75	0.484	1.48	<MDA	7.98	6.17	3.77	<AL	11.67
76	-0.989	1.48	<MDA	7.98	6.17	3.77	<AL	11.67
77	-0.989	1.48	<MDA	7.98	3.51	3.27	<MDA	11.67
78	1.956	2.09	<MDA	7.98	0.85	2.68	<MDA	11.67
79	1.956	2.09	<MDA	7.98	0.85	2.68	<MDA	11.67
80	0.484	1.48	<MDA	7.98	-1.80	1.90	<MDA	11.67

LB5100-W Low Background Counting System -- Smear Analysis

Date: 8/30/95
 Counting Unit id: 1
 Data file name: C:\LBXL\UNIT1\B01-391.XLD
 Batch Ended: 8/30/95 13:31
 Crosstalk Correction: Not Applied

Alpha activity action level (DPM): 20.00
 Beta activity action level (DPM): 200.00
 Certainty level for MDA and flags: 95.00%
 High Voltage Setting: 1440

Application Revision: 3
 Application Version: Standard

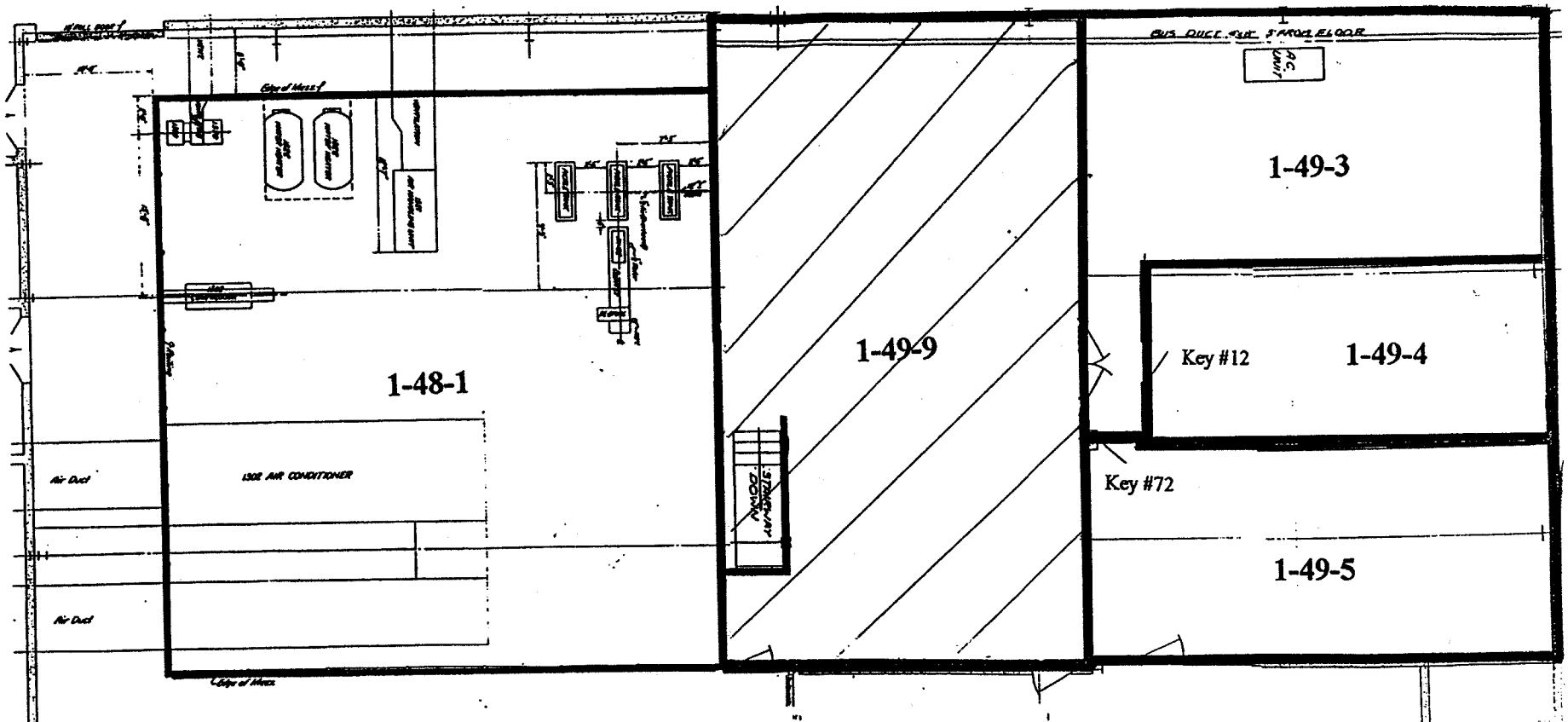
Batch ID: BLAIRSVILLE 1-49-9

Alpha efficiency log file: th230ab Alpha Efficiency: 33.96% Alpha to Beta Crosstalk: 24.36% Alpha Background (CPM): 0.335714286 Alpha Correction Factor: 1.000			
Beta efficiency log file: tc99ab Beta Efficiency: 37.60% Beta into Alpha Crosstalk: 0.17% Beta Background (CPM): 1.678571429 Beta Correction Factor: 1.000			
Count time (min)	Alpha CPM	Beta CPM	Completion Date - Time
2.00	0.164	-0.68	8/30/95 13:12
2.00	0.164	-1.18	8/30/95 13:14
2.00	0.164	0.32	8/30/95 13:16
2.00	0.164	-0.18	8/30/95 13:18
2.00	-0.336	1.82	8/30/95 13:20
2.00	-0.336	-0.68	8/30/95 13:23
2.00	0.164	3.82	8/30/95 13:25
2.00	0.164	2.32	8/30/95 13:27
2.00	0.164	-0.68	8/30/95 13:29
2.00	0.164	-0.18	8/30/95 13:31

Carrier	Alpha Activity				Beta Activity			
	DPM	σ	flags	MDA	DPM	σ	flags	MDA
81	0.484	1.48	<MDA	7.98	-1.80	1.90	<MDA	11.67
82	0.484	1.48	<MDA	7.98	-3.13	1.36	<MDA	11.67
83	0.484	1.48	<MDA	7.98	0.85	2.68	<MDA	11.67
84	0.484	1.48	<MDA	7.98	-0.47	2.32	<MDA	11.67
85	-0.989	1.48	<MDA	7.98	4.84	3.53	<AL	11.67
86	-0.989	1.48	<MDA	7.98	-1.80	1.90	<MDA	11.67
87	0.484	1.48	<MDA	7.98	10.16	4.42	<AL	11.67
88	0.484	1.48	<MDA	7.98	6.17	3.77	<AL	11.67
89	0.484	1.48	<MDA	7.98	-1.80	1.90	<MDA	11.67
90	0.484	1.48	<MDA	7.98	-0.47	2.32	<MDA	11.67

UNIT: 1-49-9
SN: 01-391
DATE: 6-21-95
BY: LS/VT

UNIT 1-49 and 1-48 (rev 1 as of 6-13-95)



Blairsville Point Survey Form #003

Survey Serial #:	01-393
Survey Section:	1
Survey Unit:	49
Survey Sub-unit:	9

Alpha Survey Instruments				
Inst. S/N	Inst. Code	Eff. %	Corr. Fac.	Bkg. CPM
1510	6	20.8	4.81	1


Beta Survey Instruments				
Inst. S/N	Inst. Code	Eff. %	Corr. Fac.	Bkg. CPM
1593	11	36.3	2.75	258

Gamma or Beta/Gamma Instruments			
Inst. S/N	Inst. Code	Bkg.	Detection Type

Classification:	5
Survey Type:	LOWER

Alpha Counting Instruments				
Inst. S/N	Inst. Code	Eff. %	Corr. Fac.	Bkg. CPM
13295	2	33.96	2.94	0.34

Beta Counting Instruments				
Inst. S/N	Inst. Code	Eff. %	Corr. Fac.	Bkg. CPM
13295	3	37.6	2.66	1.68

Surveyor:	V.TAYLOR/J.GEMZA
Signature:	

Surface Description	Coordinates		Gamma at 1m	Gamma Inst.	Beta/Gamma Contact	Beta/Gamma Code	Contact Gross 1 min. Count	Alpha Inst. Code	Contact Gross 1 min. Count	Beta Inst. Code	Scan Contact Gross CPM		Removable DPM/100 cm2	Alpha Count	Removable DPM/100 cm2	Beta Count	Comments
	X	Y	uR/hr	Code	mR/hr	Code	Alpha	Beta	Code	Code	Max Beta	Avg Beta	Alpha	Code	Beta	Code	
NORTH WALL	4.5	1.5	N/A	N/A	N/A	N/A	1	6	267	11	311	230	-0.99	2	3.51	3	PAINTED BLOCK
NORTH WALL	5.5	0.5	N/A	N/A	N/A	N/A	2	6	266	11	389	240	0.48	2	-1.80	3	PAINTED BLOCK
NORTH WALL	5.5	1.5	N/A	N/A	N/A	N/A	1	6	271	11	378	230	-0.99	2	-4.46	3	PAINTED BLOCK
NORTH WALL	6.5	0.5	N/A	N/A	N/A	N/A	0	6	288	11	378	250	-0.99	2	3.51	3	PAINTED BLOCK
NORTH WALL	6.5	1.5	N/A	N/A	N/A	N/A	4	6	310	11	362	300	-0.99	2	-1.80	3	PAINTED BLOCK
NORTH WALL	7.5	0.5	N/A	N/A	N/A	N/A	2	6	258	11	399	275	-0.99	2	-1.80	3	PAINTED BLOCK
NORTH WALL	7.5	1.5	N/A	N/A	N/A	N/A	2	6	272	11	362	250	1.96	2	-1.80	3	PAINTED BLOCK
EAST WALL	1	0.5	N/A	N/A	N/A	N/A	3	6	291	11	335	245	-0.99	2	-3.13	3	PAINTED BLOCK
EAST WALL	1	1.5	N/A	N/A	N/A	N/A	1	6	275	11	367	270	-0.99	2	-3.13	3	PAINTED BLOCK
EAST WALL	6.5	0.5	N/A	N/A	N/A	N/A	0	6	251	11	480	250	0.48	2	-3.13	3	PAINTED BLOCK
EAST WALL	6.5	1.5	N/A	N/A	N/A	N/A	1	6	242	11	390	300	-0.99	2	-0.47	3	PAINTED BLOCK
EAST WALL	8	0.5	N/A	N/A	N/A	N/A	3	6	278	11	354	270	-0.99	2	-0.47	3	PAINTED BLOCK
EAST WALL	8	1.5	N/A	N/A	N/A	N/A	1	6	235	11	360	250	-0.99	2	-3.13	3	PAINTED BLOCK
EAST WALL	9	0.5	N/A	N/A	N/A	N/A	1	6	258	11	454	300	-0.99	2	-0.47	3	PAINTED BLOCK
EAST WALL	9	1.5	N/A	N/A	N/A	N/A	1	6	263	11	416	290	-0.99	2	-4.46	3	PAINTED BLOCK
EAST WALL	10	0.5	N/A	N/A	N/A	N/A	4	6	260	11	361	250	1.96	2	3.51	3	PAINTED BLOCK
EAST WALL	10	1.5	N/A	N/A	N/A	N/A	0	6	281	11	472	300	-0.99	2	0.85	3	PAINTED BLOCK
EAST WALL	11	0.5	N/A	N/A	N/A	N/A	1	6	263	11	480	270	0.48	2	0.85	3	PAINTED BLOCK
EAST WALL	12	0.5	N/A	N/A	N/A	N/A	1	6	267	11	437	280	-0.99	2	-3.13	3	PAINTED BLOCK
EAST WALL	12	1.5	N/A	N/A	N/A	N/A	2	6	274	11	383	300	-0.99	2	2.18	3	PAINTED BLOCK
EAST WALL	13	0.5	N/A	N/A	N/A	N/A	2	6	269	11	334	280	0.48	2	3.51	3	PAINTED BLOCK
EAST WALL	13	1.5	N/A	N/A	N/A	N/A	3	6	270	11	375	250	-0.99	2	-1.80	3	PAINTED BLOCK
EAST WALL	14	0.5	N/A	N/A	N/A	N/A	2	6	262	11	401	300	-0.99	2	-0.47	3	PAINTED BLOCK

Blairsville Point Survey Form #003

Survey Serial #:	01-393
------------------	--------

Survey Section:	1
-----------------	---

Survey Unit:	49
--------------	----

Survey Sub-unit:	9
------------------	---

Classification:	5
-----------------	---

Survey Type:	LOWER
--------------	-------

Survey Date:	6/26/95
--------------	---------

Count Date:	8/30/95
-------------	---------


Alpha Survey Instruments				
Inst. S/N	Inst. Code	Eff. %	Corr. Fac.	Bkg. CPM
1510	6	20.8	4.81	1

Beta Survey Instruments				
Inst. S/N	Inst. Code	Eff. %	Corr. Fac.	Bkg. CPM
1593	11	36.3	2.75	258

Gamma or Beta/Gamma Instruments			
Inst. S/N	Inst. Code	Bkg.	Detection Type

Alpha Counting Instruments				
Inst. S/N	Inst. Code	Eff. %	Corr. Fac.	Bkg. CPM
13295	2	33.96	2.94	0.34

Beta Counting Instruments				
Inst. S/N	Inst. Code	Eff. %	Corr. Fac.	Bkg. CPM
13295	3	37.6	2.66	1.68

Surveyor:	V.TAYLOR/J.GEMZA
Signature:	

Surface Description	Coordinates		Gamma at 1m	Gamma Inst.	Beta/Gamma Contact	Beta/Gamma	Contact Gross 1 min. Count	Alpha Inst.	Contact Gross 1 min. Count	Beta Inst.	Scan Contact Gross CPM		Removable DPM/100 cm2	Alpha Count	Removable DPM/100 cm2	Beta Count	Comments
	X	Y	uR/hr	Code	mR/hr	Code	Alpha	Beta	Code	Max Beta	Avg Beta	Alpha	Beta	Code			
EAST WALL	14	1.5	N/A	N/A	N/A	N/A	1	6	282	11	480	200	-0.99	2	2.18	3	PAINTED BLOCK
EAST WALL	15	0.5	N/A	N/A	N/A	N/A	2	6	324	11	480	350	-0.99	2	-0.47	3	PAINTED BLOCK
EAST WALL	15	1.5	N/A	N/A	N/A	N/A	4	6	280	11	391	270	0.48	2	0.85	3	PAINTED BLOCK
SOUTH WALL	1	1	N/A	N/A	N/A	N/A	2	6	328	11	437	300	-0.99	2	-1.80	3	PAINTED BLOCK
SOUTH WALL	1	2	N/A	N/A	N/A	N/A	3	6	295	11	431	300	-0.99	2	2.18	3	PAINTED BLOCK
SOUTH WALL	2	1	N/A	N/A	N/A	N/A	5	6	267	11	412	270	-0.99	2	3.51	3	PAINTED BLOCK
SOUTH WALL	2	2	N/A	N/A	N/A	N/A	3	6	226	11	427	300	0.48	2	4.84	3	PAINTED BLOCK
SOUTH WALL	3	1	N/A	N/A	N/A	N/A	1	6	326	11	338	270	-0.99	2	-1.80	3	PAINTED BLOCK
SOUTH WALL	3	2	N/A	N/A	N/A	N/A	3	6	284	11	372	250	-0.99	2	-3.13	3	PAINTED BLOCK
SOUTH WALL	4	1	N/A	N/A	N/A	N/A	5	6	282	11	376	270	-0.99	2	-1.80	3	PAINTED BLOCK
SOUTH WALL	4	2	N/A	N/A	N/A	N/A	5	6	258	11	341	270	0.48	2	-1.80	3	PAINTED BLOCK
SOUTH WALL	5	1	N/A	N/A	N/A	N/A	2	6	272	11	337	270	0.48	2	0.85	3	PAINTED BLOCK
SOUTH WALL	5	2	N/A	N/A	N/A	N/A	0	6	300	11	381	260	-0.99	2	-1.80	3	PAINTED BLOCK
SOUTH WALL	6	1	N/A	N/A	N/A	N/A	1	6	301	11	338	300	0.48	2	-3.13	3	PAINTED BLOCK
SOUTH WALL	6	2	N/A	N/A	N/A	N/A	1	6	293	11	379	260	-0.99	2	-1.80	3	PAINTED BLOCK
SOUTH WALL	7	1	N/A	N/A	N/A	N/A	5	6	314	11	427	300	0.48	2	-1.80	3	PAINTED BLOCK
SOUTH WALL	7	2	N/A	N/A	N/A	N/A	5	6	293	11	386	300	-0.99	2	0.85	3	PAINTED BLOCK
SOUTH WALL	8	1	N/A	N/A	N/A	N/A	4	6	306	11	382	300	-0.99	2	-4.46	3	PAINTED BLOCK
SOUTH WALL	8	2	N/A	N/A	N/A	N/A	0	6	294	11	480	270	0.48	2	7.50	3	PAINTED BLOCK

LB5100-W Low Background Counting System -- Smear Analysis

Date: 8/30/95
 Counting Unit id: 1
 Data file name: C:\LBXL\UNIT1\B01-393.XLD
 Batch Ended: 8/30/95 15:04
 Crosstalk Correction: Not Applied

Alpha activity action level (DPM): 20.00
 Beta activity action level (DPM): 200.00
 Certainty level for MDA and flags: 95.00%
 High Voltage Setting: 1440

Application Revision: 3
 Application Version: Standard

Alpha efficiency log file: th230ab
 Alpha Efficiency: 33.96%
 Alpha to Beta Crosstalk: 24.36%
 Alpha Background (CPM): 0.335714286
 Alpha Correction Factor: 1.000

Beta efficiency log file: tc99ab
 Beta Efficiency: 37.60%
 Beta into Alpha Crosstalk: 0.17%
 Beta Background (CPM): 1.678571429
 Beta Correction Factor: 1.000

Batch ID: BLAIRSVILLE 1-49-9

Carrier	Alpha Activity				Beta Activity				Count time (min)	Alpha CPM	Beta CPM	Completion Date - Time
	DPM	σ	flags	MDA	DPM	σ	flags	MDA				
91	-0.989	1.48	<MDA	7.98	3.51	3.27	<MDA	11.67	2.00	-0.336	1.32	8/30/95 13:34
92	0.484	1.48	<MDA	7.98	-1.80	1.90	<MDA	11.67	2.00	0.164	-0.68	8/30/95 13:36
93	-0.989	1.48	<MDA	7.98	-4.46	1.36	<MDA	11.67	2.00	-0.336	-1.68	8/30/95 13:38
94	-0.989	1.48	<MDA	7.98	3.51	3.27	<MDA	11.67	2.00	-0.336	1.32	8/30/95 13:40
95	-0.989	1.48	<MDA	7.98	-1.80	1.90	<MDA	11.67	2.00	-0.336	-0.68	8/30/95 13:43
96	-0.989	1.48	<MDA	7.98	-1.80	1.90	<MDA	11.67	2.00	-0.336	-0.68	8/30/95 13:45
97	1.956	2.09	<MDA	7.98	-1.80	1.90	<MDA	11.67	2.00	0.664	-0.68	8/30/95 13:47
98	-0.989	1.48	<MDA	7.98	-3.13	1.36	<MDA	11.67	2.00	-0.336	-1.18	8/30/95 13:49
99	-0.989	1.48	<MDA	7.98	-3.13	1.36	<MDA	11.67	2.00	-0.336	-1.18	8/30/95 13:51
100	0.484	1.48	<MDA	7.98	-3.13	1.36	<MDA	11.67	2.00	0.164	-1.18	8/30/95 13:54
1	-0.989	1.48	<MDA	7.98	-0.47	2.32	<MDA	11.67	2.00	-0.336	-0.18	8/30/95 13:56
2	-0.989	1.48	<MDA	7.98	-0.47	2.32	<MDA	11.67	2.00	-0.336	-0.18	8/30/95 13:58
3	-0.989	1.48	<MDA	7.98	-3.13	1.36	<MDA	11.67	2.00	-0.336	-1.18	8/30/95 14:00
4	-0.989	1.48	<MDA	7.98	-0.47	2.32	<MDA	11.67	2.00	-0.336	-0.18	8/30/95 14:02
5	-0.989	1.48	<MDA	7.98	-4.46	1.36	<MDA	11.67	2.00	-0.336	-1.68	8/30/95 14:05
6	1.956	2.09	<MDA	7.98	3.51	3.27	<MDA	11.67	2.00	0.664	1.32	8/30/95 14:07
7	-0.989	1.48	<MDA	7.98	0.85	2.68	<MDA	11.67	2.00	-0.336	0.32	8/30/95 14:09
8	0.484	1.48	<MDA	7.98	0.85	2.68	<MDA	11.67	2.00	0.164	0.32	8/30/95 14:11
9	-0.989	1.48	<MDA	7.98	-3.13	1.36	<MDA	11.67	2.00	-0.336	-1.18	8/30/95 14:13
10	-0.989	1.48	<MDA	7.98	2.18	2.99	<MDA	11.67	2.00	-0.336	0.82	8/30/95 14:16
11	0.484	1.48	<MDA	7.98	3.51	3.27	<MDA	11.67	2.00	0.164	1.32	8/30/95 14:18
12	-0.989	1.48	<MDA	7.98	-1.80	1.90	<MDA	11.67	2.00	-0.336	-0.68	8/30/95 14:20
13	-0.989	1.48	<MDA	7.98	-0.47	2.32	<MDA	11.67	2.00	-0.336	-0.18	8/30/95 14:22
14	-0.989	1.48	<MDA	7.98	2.18	2.99	<MDA	11.67	2.00	-0.336	0.82	8/30/95 14:24

LB5100-W Low Background Counting System -- Smear Analysis

Date: 8/30/95
 Counting Unit id: 1
 Data file name: C:\LBXL\UNIT1\B01-393.XLD
 Batch Ended: 8/30/95 15:04
 Crosstalk Correction: Not Applied

Alpha activity action level (DPM): 20.00
 Beta activity action level (DPM): 200.00
 Certainty level for MDA and flags: 95.00%
 High Voltage Setting: 1440

Application Revision: 3
 Application Version: Standard

Alpha efficiency log file: th230ab
 Alpha Efficiency: 33.96%
 Alpha to Beta Crosstalk: 24.36%
 Alpha Background (CPM): 0.335714286
 Alpha Correction Factor: 1.000

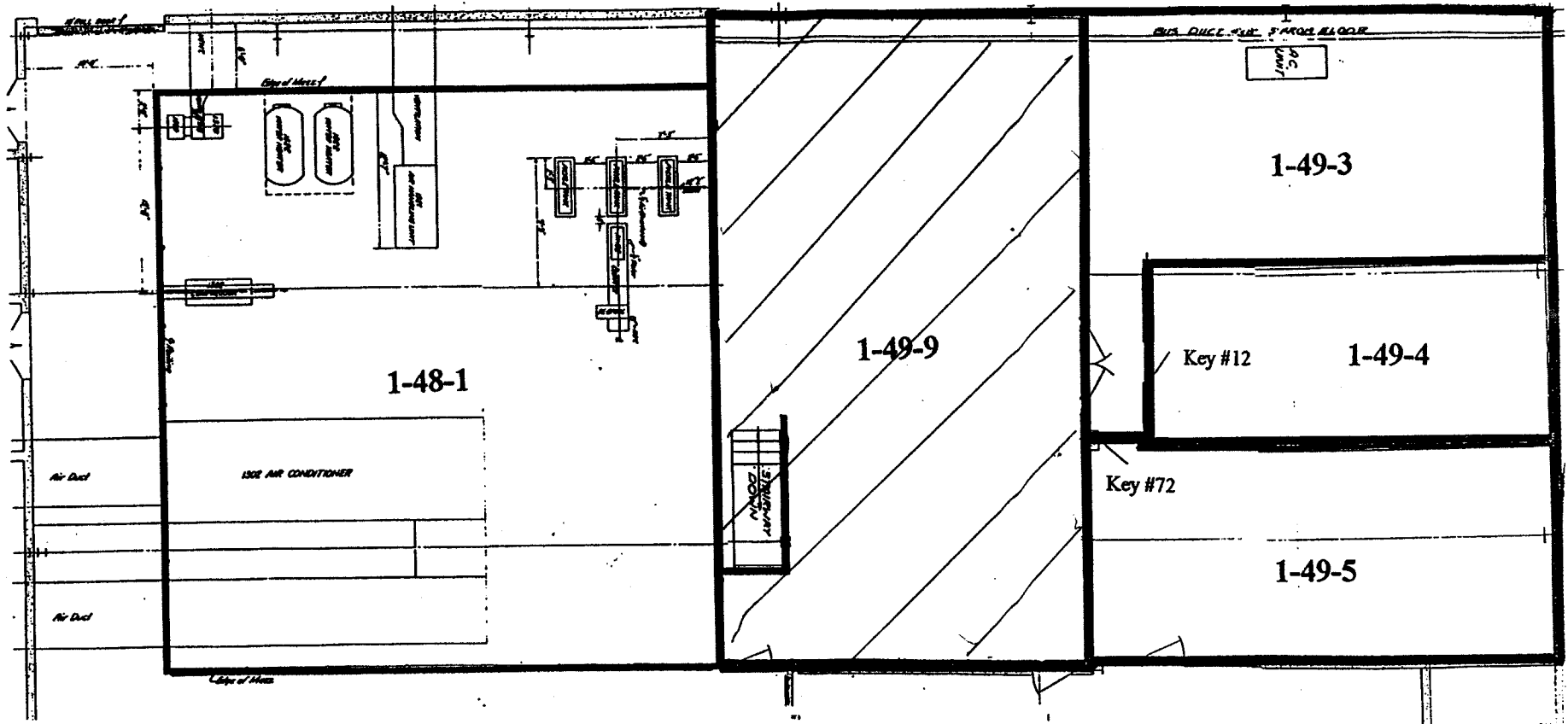
Beta efficiency log file: tc99ab
 Beta Efficiency: 37.60%
 Beta into Alpha Crosstalk: 0.17%
 Beta Background (CPM): 1.678571429
 Beta Correction Factor: 1.000

Batch ID: BLAIRSVILLE 1-49-9

Carrier	Alpha Activity				Beta Activity				Count time (min)	Alpha CPM	Beta CPM	Completion Date - Time
	DPM	σ	flags	MDA	DPM	σ	flags	MDA				
15	-0.989	1.48	<MDA	7.98	-0.47	2.32	<MDA	11.67	2.00	-0.336	-0.18	8/30/95 14:27
16	0.484	1.48	<MDA	7.98	0.85	2.68	<MDA	11.67	2.00	0.164	0.32	8/30/95 14:29
17	-0.989	1.48	<MDA	7.98	-1.80	1.90	<MDA	11.67	2.00	-0.336	-0.68	8/30/95 14:31
18	-0.989	1.48	<MDA	7.98	2.18	2.99	<MDA	11.67	2.00	-0.336	0.82	8/30/95 14:33
19	-0.989	1.48	<MDA	7.98	3.51	3.27	<MDA	11.67	2.00	-0.336	1.32	8/30/95 14:35
20	0.484	1.48	<MDA	7.98	4.84	3.53	<AL	11.67	2.00	0.164	1.82	8/30/95 14:38
21	-0.989	1.48	<MDA	7.98	-1.80	1.90	<MDA	11.67	2.00	-0.336	-0.68	8/30/95 14:40
22	-0.989	1.48	<MDA	7.98	-3.13	1.36	<MDA	11.67	2.00	-0.336	-1.18	8/30/95 14:42
23	-0.989	1.48	<MDA	7.98	-1.80	1.90	<MDA	11.67	2.00	-0.336	-0.68	8/30/95 14:44
24	0.484	1.48	<MDA	7.98	-1.80	1.90	<MDA	11.67	2.00	0.164	-0.68	8/30/95 14:47
25	0.484	1.48	<MDA	7.98	0.85	2.68	<MDA	11.67	2.00	0.164	0.32	8/30/95 14:49
26	-0.989	1.48	<MDA	7.98	-1.80	1.90	<MDA	11.67	2.00	-0.336	-0.68	8/30/95 14:51
27	0.484	1.48	<MDA	7.98	-3.13	1.36	<MDA	11.67	2.00	0.164	-1.18	8/30/95 14:53
28	-0.989	1.48	<MDA	7.98	-1.80	1.90	<MDA	11.67	2.00	-0.336	-0.68	8/30/95 14:55
29	0.484	1.48	<MDA	7.98	-1.80	1.90	<MDA	11.67	2.00	0.164	-0.68	8/30/95 14:57
30	-0.989	1.48	<MDA	7.98	0.85	2.68	<MDA	11.67	2.00	-0.336	0.32	8/30/95 15:00
31	-0.989	1.48	<MDA	7.98	-4.46	1.36	<MDA	11.67	2.00	-0.336	-1.68	8/30/95 15:02
32	0.484	1.48	<MDA	7.98	7.50	4.00	<AL	11.67	2.00	0.164	2.82	8/30/95 15:04

UNIT: 1-49-9
SN: 01-393
DATE: 6-26-95
BY: ~~VT~~ VT/J6

UNIT 1-49 and 1-48 (rev 1 as of 6-13-95)



Blairsville Point Survey Form #003

Survey Serial #: 01-394

Survey Section: 1

Survey Unit: 31

Survey Sub-unit: 2

Classification: 4

Survey Type: UPPER

Survey Date: 7/3/95

Count Date: 8/31/95


Alpha Survey Instruments				
Inst. S/N	Inst. Code	Eff. %	Corr. Fac.	Bkg. CPM
1510	6	20.8	4.81	2

Beta Survey Instruments				
Inst. S/N	Inst. Code	Eff. %	Corr. Fac.	Bkg. CPM
1593	11	36.3	2.75	211

Gamma or Beta/Gamma Instruments			
Inst. S/N	Inst. Code	Bkg.	Detection Type

Alpha Counting Instruments				
Inst. S/N	Inst. Code	Eff. %	Corr. Fac.	Bkg. CPM
13295	2	33.96	2.94	0.34

Beta Counting Instruments				
Inst. S/N	Inst. Code	Eff. %	Corr. Fac.	Bkg. CPM
13295	3	37.6	2.66	1.68

Surveyor: J.GEMZA/C.VERGARI
 Signature: 

Surface Description	Coordinates		Gamma at 1m	Gamma Inst.	Beta/Gamma Contact	Beta/Gamma Code	Contact Gross 1 min. Count	Alpha Inst.	Contact Gross 1 min. Count	Beta Inst.	Scan Contact Gross CPM		Removable DPM/100 cm2	Alpha Count	Removable DPM/100 cm2	Beta Count	Comments
	X	Y	uR/hr	Code	mR/hr	Code	Alpha	Beta	Code	Max Beta	Avg Beta	Alpha	Beta	Code			
CEILING	2	-2	N/A	N/A	N/A	N/A	1	6	183	11	252	190	0.48	2	-1.80	3	PAINTED METAL
CEILING	6	-2	N/A	N/A	N/A	N/A	0	6	220	11	229	170	-0.99	2	-3.13	3	PAINTED METAL
CEILING	11	-2	N/A	N/A	N/A	N/A	3	6	206	11	270	190	-0.99	2	-1.80	3	PAINTED METAL
CEILING	15	-2	N/A	N/A	N/A	N/A	3	6	193	11	252	160	1.96	2	0.85	3	PAINTED METAL
CEILING	2	-4	N/A	N/A	N/A	N/A	2	6	190	11	290	190	-0.99	2	-3.13	3	PAINTED METAL
CEILING	5	-4	N/A	N/A	N/A	N/A	1	6	175	11	360	200	-0.99	2	-1.80	3	PAINTED METAL
CEILING	7	-4	N/A	N/A	N/A	N/A	2	6	178	11	315	220	-0.99	2	0.85	3	PAINTED METAL
CEILING	10	-4	N/A	N/A	N/A	N/A	2	6	166	11	360	210	0.48	2	-3.13	3	PAINTED METAL
CEILING	15	-4	N/A	N/A	N/A	N/A	0	6	171	11	280	200	0.48	2	-0.47	3	PAINTED METAL
CEILING	2	-8	N/A	N/A	N/A	N/A	1	6	168	11	360	220	-0.99	2	-1.80	3	PAINTED METAL
CEILING	5	-8	N/A	N/A	N/A	N/A	0	6	202	11	290	200	-0.99	2	-1.80	3	PAINTED METAL
CEILING	8	-8	N/A	N/A	N/A	N/A	0	6	183	11	240	190	-0.99	2	2.18	3	PAINTED METAL
CEILING	12	-8	N/A	N/A	N/A	N/A	0	6	172	11	320	190	0.48	2	3.51	3	PAINTED METAL
CEILING	16	-8	N/A	N/A	N/A	N/A	0	6	170	11	360	220	0.48	2	-1.80	3	PAINTED METAL
CEILING	1	-10	N/A	N/A	N/A	N/A	1	6	201	11	335	200	-0.99	2	0.85	3	PAINTED METAL
CEILING	3	-10	N/A	N/A	N/A	N/A	0	6	181	11	243	200	-0.99	2	-0.47	3	PAINTED METAL
CEILING	6	-10	N/A	N/A	N/A	N/A	2	6	186	11	260	190	0.48	2	-0.47	3	PAINTED METAL
CEILING	10	-10	N/A	N/A	N/A	N/A	1	6	199	11	293	210	-0.99	2	-1.80	3	PAINTED METAL
CEILING	12	-10	N/A	N/A	N/A	N/A	0	6	186	11	300	200	0.48	2	0.85	3	PAINTED METAL
CEILING	16	-10	N/A	N/A	N/A	N/A	1	6	193	11	290	230	-0.99	2	2.18	3	PAINTED METAL

LB5100-W Low Background Counting System -- Smear Analysis

Date: 8/31/95
 Counting Unit id: 1
 Data file name: C:\LBXL\UNIT1\B01-394.XLD
 Batch Ended: 8/31/95 8:26
 Crosstalk Correction: Not Applied

Alpha activity action level (DPM): 20.00
 Beta activity action level (DPM): 200.00
 Certainty level for MDA and flags: 95.00%
 High Voltage Setting: 1440

Application Revision: 3
 Application Version: Standard

Alpha efficiency log file: th230ab
 Alpha Efficiency: 33.96%
 Alpha to Beta Crosstalk: 24.36%
 Alpha Background (CPM): 0.335714286
 Alpha Correction Factor: 1.000

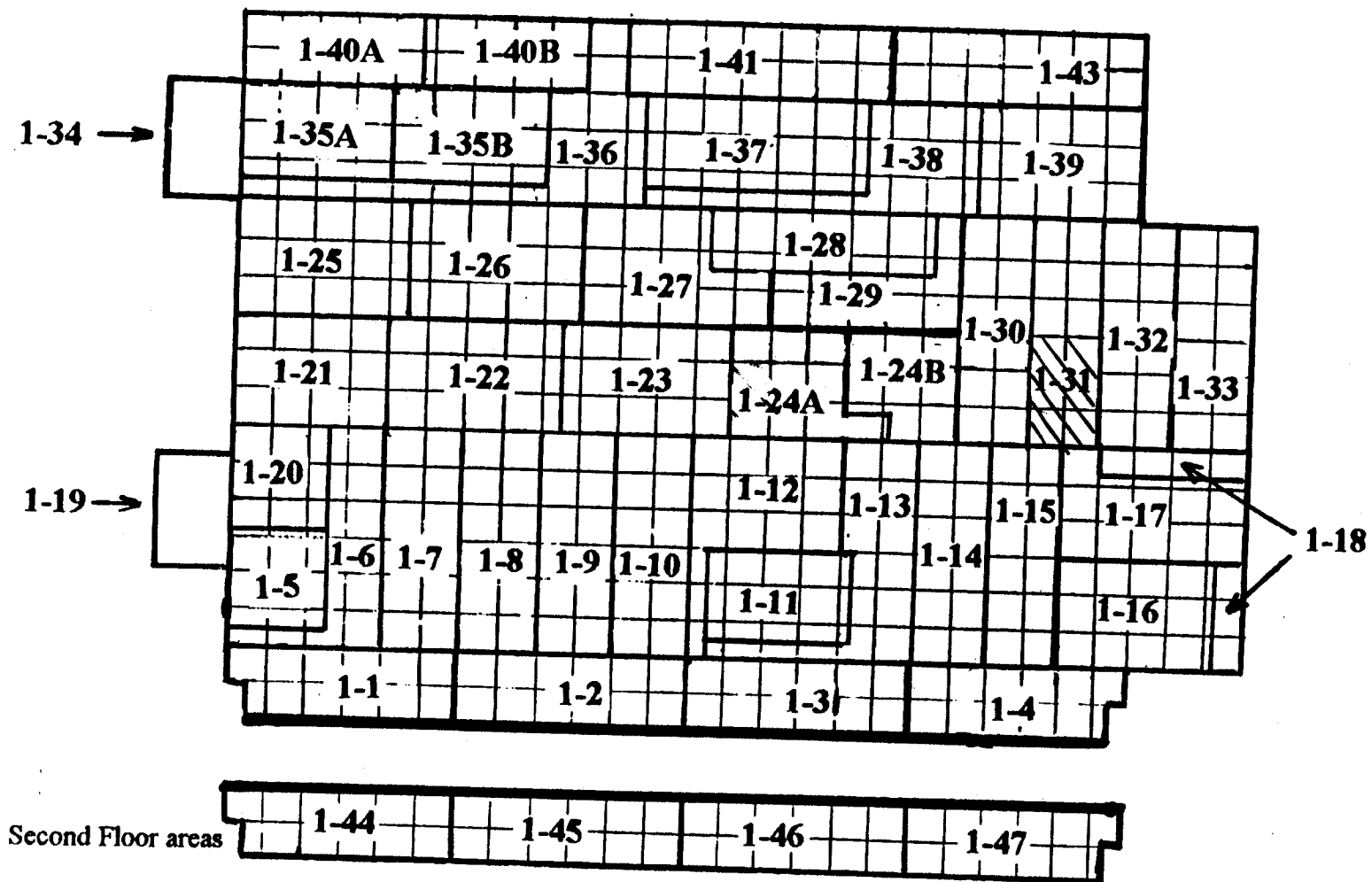
Beta efficiency log file: tc99ab
 Beta Efficiency: 37.60%
 Beta into Alpha Crosstalk: 0.17%
 Beta Background (CPM): 1.678571429
 Beta Correction Factor: 1.000

Batch ID: BLAIRSVILLE 1-31-2

Carrier	Alpha Activity				Beta Activity				Count time (min)	Alpha CPM	Beta CPM	Completion Date - Time
	DPM	σ	flags	MDA	DPM	σ	flags	MDA				
1	0.484	1.48	<MDA	7.98	-1.80	1.90	<MDA	11.67	2.00	0.164	-0.68	8/31/95 7:44
2	-0.989	1.48	<MDA	7.98	-3.13	1.36	<MDA	11.67	2.00	-0.336	-1.18	8/31/95 7:46
3	-0.989	1.48	<MDA	7.98	-1.80	1.90	<MDA	11.67	2.00	-0.336	-0.68	8/31/95 7:49
4	1.956	2.09	<MDA	7.98	0.85	2.68	<MDA	11.67	2.00	0.664	0.32	8/31/95 7:51
5	-0.989	1.48	<MDA	7.98	-3.13	1.36	<MDA	11.67	2.00	-0.336	-1.18	8/31/95 7:53
6	-0.989	1.48	<MDA	7.98	-1.80	1.90	<MDA	11.67	2.00	-0.336	-0.68	8/31/95 7:55
7	-0.989	1.48	<MDA	7.98	0.85	2.68	<MDA	11.67	2.00	-0.336	0.32	8/31/95 7:57
8	0.484	1.48	<MDA	7.98	-3.13	1.36	<MDA	11.67	2.00	0.164	-1.18	8/31/95 8:00
9	0.484	1.48	<MDA	7.98	-0.47	2.32	<MDA	11.67	2.00	0.164	-0.18	8/31/95 8:02
10	-0.989	1.48	<MDA	7.98	-1.80	1.90	<MDA	11.67	2.00	-0.336	-0.68	8/31/95 8:04
11	-0.989	1.48	<MDA	7.98	-1.80	1.90	<MDA	11.67	2.00	-0.336	-0.68	8/31/95 8:06
12	-0.989	1.48	<MDA	7.98	2.18	2.99	<MDA	11.67	2.00	-0.336	0.82	8/31/95 8:08
13	0.484	1.48	<MDA	7.98	3.51	3.27	<MDA	11.67	2.00	0.164	1.32	8/31/95 8:11
14	0.484	1.48	<MDA	7.98	-1.80	1.90	<MDA	11.67	2.00	0.164	-0.68	8/31/95 8:13
15	-0.989	1.48	<MDA	7.98	0.85	2.68	<MDA	11.67	2.00	-0.336	0.32	8/31/95 8:15
16	-0.989	1.48	<MDA	7.98	-0.47	2.32	<MDA	11.67	2.00	-0.336	-0.18	8/31/95 8:17
17	0.484	1.48	<MDA	7.98	-0.47	2.32	<MDA	11.67	2.00	0.164	-0.18	8/31/95 8:19
18	-0.989	1.48	<MDA	7.98	-1.80	1.90	<MDA	11.67	2.00	-0.336	-0.68	8/31/95 8:22
19	0.484	1.48	<MDA	7.98	0.85	2.68	<MDA	11.67	2.00	0.164	0.32	8/31/95 8:24
20	-0.989	1.48	<MDA	7.98	2.18	2.99	<MDA	11.67	2.00	-0.336	0.82	8/31/95 8:26

SURVEY UNITS FOR SECTION ONE

1-31-2 CV/JG
7-3-9
SN[#] 01-394



MAIN BUILDING
SMP
RI AIRSVII I F SITE

Blairsville Point Survey Form #003

Survey Serial #:	01-395
------------------	--------

Survey Section:	1
-----------------	---

Survey Unit:	24A
--------------	-----

Survey Sub-unit:	1
------------------	---

Classification:	4
-----------------	---

Survey Type:	UPPER
--------------	-------

Survey Date:	7/3/95
--------------	--------

Count Date:	8/31/95
-------------	---------

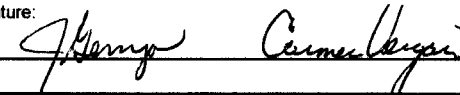
Alpha Survey Instruments				
Inst. S/N	Inst. Code	Eff. %	Corr. Fac.	Bkg. CPM
1510	6	20.8	4.81	4

Beta Survey Instruments				
Inst. S/N	Inst. Code	Eff. %	Corr. Fac.	Bkg. CPM
1593	11	36.3	2.75	208

Gamma or Beta/Gamma Instruments			
Inst. S/N	Inst. Code	Bkg.	Detection Type

Alpha Counting Instruments				
Inst. S/N	Inst. Code	Eff. %	Corr. Fac.	Bkg. CPM
13295	2	33.96	2.94	0.34

Beta Counting Instruments				
Inst. S/N	Inst. Code	Eff. %	Corr. Fac.	Bkg. CPM
13295	3	37.6	2.66	1.68

Surveyor:	J.GEMZA/C.VERGARI
Signature:	

Surface Description	Coordinates		Gamma at 1m	Gamma Inst.	Beta/Gamma Contact	Beta/Gamma Code	Contact Gross 1 min. Count	Alpha Inst. Code	Contact Gross 1 min. Count	Beta Inst. Code	Scan Contact Gross CPM		Removable DPM/100 cm2	Alpha Count	Removable DPM/100 cm2	Beta Count	Comments
	X	Y	uR/hr	Code	mR/hr	Code	Alpha	Beta	Code	Max Beta	Avg Beta	Alpha	Code	Beta	Code		
	CEILING	2	0	N/A	N/A	N/A	N/A	3	6	198	11	320	220	-0.99	2	-0.47	
CEILING	5	0	N/A	N/A	N/A	N/A	2	6	188	11	276	200	0.48	2	-0.47	3	PAINTED METAL
CEILING	8	0	N/A	N/A	N/A	N/A	0	6	181	11	293	200	-0.99	2	2.18	3	PAINTED METAL
CEILING	12	0	N/A	N/A	N/A	N/A	3	6	176	11	259	180	0.48	2	2.18	3	PAINTED METAL
CEILING	16	0	N/A	N/A	N/A	N/A	3	6	168	11	245	180	0.48	2	0.85	3	PAINTED METAL
CEILING	2	-4	N/A	N/A	N/A	N/A	5	6	220	11	331	200	-0.99	2	2.18	3	PAINTED METAL
CEILING	4	-4	N/A	N/A	N/A	N/A	1	6	188	11	264	180	-0.99	2	-1.80	3	PAINTED METAL
CEILING	7	-4	N/A	N/A	N/A	N/A	3	6	166	11	335	170	-0.99	2	-0.47	3	PAINTED METAL
CEILING	10	-4	N/A	N/A	N/A	N/A	0	6	195	11	240	190	-0.99	2	2.18	3	PAINTED METAL
CEILING	12	-4	N/A	N/A	N/A	N/A	4	6	200	11	300	200	1.96	2	-3.13	3	PAINTED METAL
CEILING	15	-4	N/A	N/A	N/A	N/A	2	6	171	11	200	180	0.48	2	2.18	3	PAINTED METAL
CEILING	2	-8	N/A	N/A	N/A	N/A	4	6	205	11	293	190	0.48	2	-3.13	3	PAINTED METAL
CEILING	4	-8	N/A	N/A	N/A	N/A	1	6	172	11	241	180	0.48	2	-3.13	3	PAINTED METAL
CEILING	8	-8	N/A	N/A	N/A	N/A	3	6	185	11	219	170	0.48	2	-3.13	3	PAINTED METAL
CEILING	11	-8	N/A	N/A	N/A	N/A	3	6	184	11	200	160	-0.99	2	0.85	3	PAINTED METAL
CEILING	12	-8	N/A	N/A	N/A	N/A	0	6	183	11	240	170	-0.99	2	-1.80	3	PAINTED METAL
CEILING	2	-12	N/A	N/A	N/A	N/A	5	6	196	11	268	180	-0.99	2	0.85	3	PAINTED METAL
CEILING	6	-12	N/A	N/A	N/A	N/A	3	6	167	11	300	190	-0.99	2	0.85	3	PAINTED METAL
CEILING	10	-12	N/A	N/A	N/A	N/A	1	6	196	11	320	200	-0.99	2	-1.80	3	PAINTED METAL
CEILING	14	-12	N/A	N/A	N/A	N/A	1	6	189	11	245	200	0.48	2	-1.80	3	PAINTED METAL

LB5100-W Low Background Counting System -- Smear Analysis

Date: 8/31/95
 Counting Unit id: 1
 Data file name: C:\LBXL\UNIT1\B01-395.XLD
 Batch Ended: 8/31/95 9:10
 Crosstalk Correction: Not Applied

Alpha activity action level (DPM): 20.00
 Beta activity action level (DPM): 200.00
 Certainty level for MDA and flags: 95.00%
 High Voltage Setting: 1440

Application Revision: 3
 Application Version: Standard

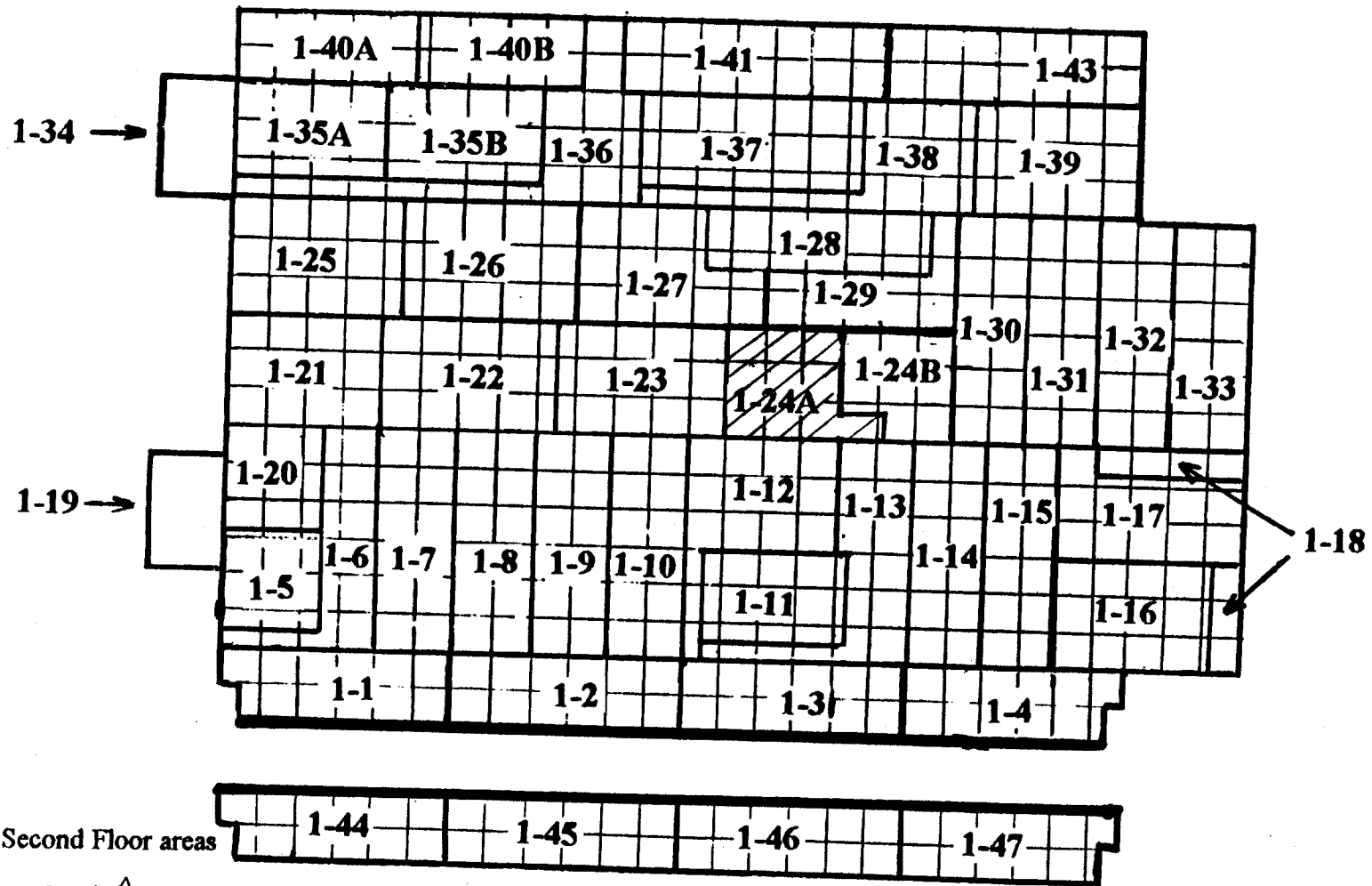
Alpha efficiency log file: th230ab
 Alpha Efficiency: 33.96%
 Alpha to Beta Crosstalk: 24.36%
 Alpha Background (CPM): 0.335714286
 Alpha Correction Factor: 1.000

Beta efficiency log file: tc99ab
 Beta Efficiency: 37.60%
 Beta into Alpha Crosstalk: 0.17%
 Beta Background (CPM): 1.678571429
 Beta Correction Factor: 1.000

Batch ID: BLAIRSVILLE 1-24A-1

Carrier	Alpha Activity				Beta Activity				Count time (min)	Alpha CPM	Beta CPM	Completion Date - Time
	DPM	σ	flags	MDA	DPM	σ	flags	MDA				
21	-0.989	1.48	<MDA	7.98	-0.47	2.32	<MDA	11.67	2.00	-0.336	-0.18	8/31/95 8:28
22	0.484	1.48	<MDA	7.98	-0.47	2.32	<MDA	11.67	2.00	0.164	-0.18	8/31/95 8:31
23	-0.989	1.48	<MDA	7.98	2.18	2.99	<MDA	11.67	2.00	-0.336	0.82	8/31/95 8:33
24	0.484	1.48	<MDA	7.98	2.18	2.99	<MDA	11.67	2.00	0.164	0.82	8/31/95 8:35
25	0.484	1.48	<MDA	7.98	0.85	2.68	<MDA	11.67	2.00	0.164	0.32	8/31/95 8:37
26	-0.989	1.48	<MDA	7.98	2.18	2.99	<MDA	11.67	2.00	-0.336	0.82	8/31/95 8:39
27	-0.989	1.48	<MDA	7.98	-1.80	1.90	<MDA	11.67	2.00	-0.336	-0.68	8/31/95 8:42
28	-0.989	1.48	<MDA	7.98	-0.47	2.32	<MDA	11.67	2.00	-0.336	-0.18	8/31/95 8:44
29	-0.989	1.48	<MDA	7.98	2.18	2.99	<MDA	11.67	2.00	-0.336	0.82	8/31/95 8:46
30	1.956	2.09	<MDA	7.98	-3.13	1.36	<MDA	11.67	2.00	0.664	-1.18	8/31/95 8:48
31	0.484	1.48	<MDA	7.98	2.18	2.99	<MDA	11.67	2.00	0.164	0.82	8/31/95 8:50
32	0.484	1.48	<MDA	7.98	-3.13	1.36	<MDA	11.67	2.00	0.164	-1.18	8/31/95 8:53
33	0.484	1.48	<MDA	7.98	-3.13	1.36	<MDA	11.67	2.00	0.164	-1.18	8/31/95 8:55
32	0.484	1.48	<MDA	7.98	-3.13	1.36	<MDA	11.67	2.00	0.164	-1.18	8/31/95 8:57
34	-0.989	1.48	<MDA	7.98	0.85	2.68	<MDA	11.67	2.00	-0.336	0.32	8/31/95 8:59
35	-0.989	1.48	<MDA	7.98	-1.80	1.90	<MDA	11.67	2.00	-0.336	-0.68	8/31/95 9:01
36	-0.989	1.48	<MDA	7.98	0.85	2.68	<MDA	11.67	2.00	-0.336	0.32	8/31/95 9:04
37	-0.989	1.48	<MDA	7.98	0.85	2.68	<MDA	11.67	2.00	-0.336	0.32	8/31/95 9:06
38	-0.989	1.48	<MDA	7.98	-1.80	1.90	<MDA	11.67	2.00	-0.336	-0.68	8/31/95 9:08
39	0.484	1.48	<MDA	7.98	-1.80	1.90	<MDA	11.67	2.00	0.164	-0.68	8/31/95 9:10

SURVEY UNITS FOR SECTION ONE



1-24A-1
 7-3-95
 Cont # 01-395

MAIN BUILDING
 SMP
 BLAIRSVILLE SITE

Blairsville Point Survey Form #003

Survey Serial #:	01-396
Survey Section:	1
Survey Unit:	31
Survey Sub-unit:	1

Alpha Survey Instruments				
Inst. S/N	Inst. Code	Eff. %	Corr. Fac.	Bkg. CPM
1510	6	20.8	4.81	2


Beta Survey Instruments				
Inst. S/N	Inst. Code	Eff. %	Corr. Fac.	Bkg. CPM
1593	11	36.3	2.75	179

Gamma or Beta/Gamma Instruments			
Inst. S/N	Inst. Code	Bkg.	Detection Type

Classification:	4
Survey Type:	UPPER

Alpha Counting Instruments				
Inst. S/N	Inst. Code	Eff. %	Corr. Fac.	Bkg. CPM
13295	2	33.96	2.94	0.34

Beta Counting Instruments				
Inst. S/N	Inst. Code	Eff. %	Corr. Fac.	Bkg. CPM
13295	3	37.6	2.66	1.68

Surveyor:	J.GEMZA/C.VERGARI
Signature:	

Surface Description	Coordinates		Gamma at 1m	Gamma Inst.	Beta/Gamma Contact	Beta/Gamma	Contact Gross 1 min. Count	Alpha Inst.	Contact Gross 1 min. Count	Beta Inst.	Scan Contact Gross CPM		Removable DPM/100 cm2	Alpha Count	Removable DPM/100 cm2	Beta Count	Comments
	X	Y	uR/hr	Code	mR/hr	Code	Alpha	Code	Beta	Code	Max Beta	Avg Beta	Alpha	Code	Beta	Code	
	CEILING	2.5	-2	N/A	N/A	N/A	N/A	1	6	166	11	232	160	0.48	2	-3.13	
CEILING	4	-2	N/A	N/A	N/A	N/A	1	6	183	11	226	170	-0.99	2	-1.80	3	PAINTED METAL
CEILING	10	-2	N/A	N/A	N/A	N/A	2	6	164	11	194	160	-0.99	2	0.85	3	PAINTED METAL
CEILING	14	-2	N/A	N/A	N/A	N/A	1	6	195	11	208	150	0.48	2	-0.47	3	PAINTED METAL
CEILING	2.5	-6	N/A	N/A	N/A	N/A	0	6	166	11	210	180	-0.99	2	-1.80	3	PAINTED METAL
CEILING	8	-6	N/A	N/A	N/A	N/A	1	6	167	11	199	190	-0.99	2	-1.80	3	PAINTED METAL
CEILING	14	-6	N/A	N/A	N/A	N/A	2	6	176	11	294	200	-0.99	2	2.18	3	PAINTED METAL
CEILING	3	-10	N/A	N/A	N/A	N/A	3	6	198	11	203	170	1.96	2	3.51	3	PAINTED METAL
CEILING	8	-10	N/A	N/A	N/A	N/A	2	6	189	11	274	200	0.48	2	3.51	3	PAINTED METAL
CEILING	16	-10	N/A	N/A	N/A	N/A	0	6	171	11	245	200	0.48	2	6.17	3	PAINTED METAL

LB5100-W Low Background Counting System – Smear Analysis

Date: 8/31/95
 Counting Unit id: 1
 Data file name: C:\LBXL\UNIT1\B01-396.XLD
 Batch Ended: 8/31/95 9:32
 Crosstalk Correction: Not Applied

Alpha activity action level (DPM): 20.00
 Beta activity action level (DPM): 200.00
 Certainty level for MDA and flags: 95.00%
 High Voltage Setting: 1440

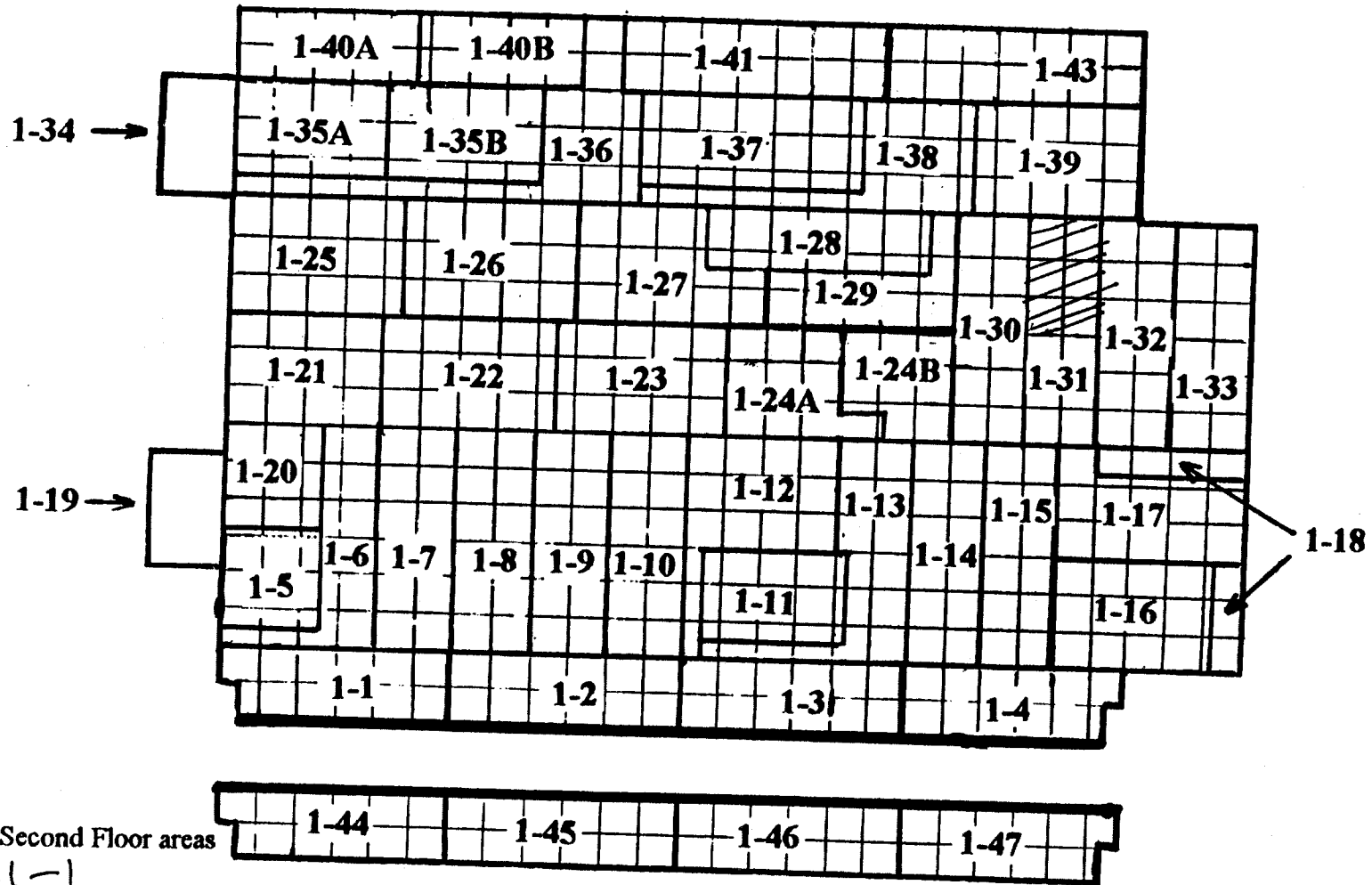
Application Revision: 3
 Application Version: Standard

Alpha efficiency log file: th230ab Alpha Efficiency: 33.96% Alpha to Beta Crosstalk: 24.36% Alpha Background (CPM): 0.335714286 Alpha Correction Factor: 1.000			
Beta efficiency log file: tc99ab Beta Efficiency: 37.60% Beta into Alpha Crosstalk: 0.17% Beta Background (CPM): 1.678571429 Beta Correction Factor: 1.000			
Count	Alpha	Beta	Completion
time (min)	CPM	CPM	Date - Time
2.00	0.164	-1.18	8/31/95 9:12
2.00	-0.336	-0.68	8/31/95 9:15
2.00	-0.336	0.32	8/31/95 9:17
2.00	0.164	-0.18	8/31/95 9:19
2.00	-0.336	-0.68	8/31/95 9:21
2.00	-0.336	-0.68	8/31/95 9:24
2.00	-0.336	0.82	8/31/95 9:26
2.00	0.664	1.32	8/31/95 9:28
2.00	0.164	1.32	8/31/95 9:30
2.00	0.164	2.32	8/31/95 9:32

Batch ID: BLAIRSVILLE 1-31-1

Carrier	Alpha Activity				Beta Activity			
	DPM	σ	flags	MDA	DPM	σ	flags	MDA
40	0.484	1.48	<MDA	7.98	-3.13	1.36	<MDA	11.67
41	-0.989	1.48	<MDA	7.98	-1.80	1.90	<MDA	11.67
42	-0.989	1.48	<MDA	7.98	0.85	2.68	<MDA	11.67
43	0.484	1.48	<MDA	7.98	-0.47	2.32	<MDA	11.67
44	-0.989	1.48	<MDA	7.98	-1.80	1.90	<MDA	11.67
45	-0.989	1.48	<MDA	7.98	-1.80	1.90	<MDA	11.67
46	-0.989	1.48	<MDA	7.98	2.18	2.99	<MDA	11.67
47	1.956	2.09	<MDA	7.98	3.51	3.27	<MDA	11.67
48	0.484	1.48	<MDA	7.98	3.51	3.27	<MDA	11.67
49	0.484	1.48	<MDA	7.98	6.17	3.77	<AL	11.67

SURVEY UNITS FOR SECTION ONE



Second Floor areas
 1-31-1
 7-3-95
 01-396

MAIN BUILDING
 SMP
 BLAIRSVILLE SITE

Blairsville Point Survey Form #003

Survey Serial #:	01-397
Survey Section:	1
Survey Unit:	27
Survey Sub-unit:	1

Alpha Survey Instruments				
Inst. S/N	Inst. Code	Eff. %	Corr. Fac.	Bkg. CPM
1510	6	20.8	4.81	2

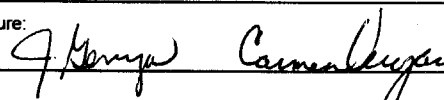
Beta Survey Instruments				
Inst. S/N	Inst. Code	Eff. %	Corr. Fac.	Bkg. CPM
1593	11	36.3	2.75	176

Gamma or Beta/Gamma Instruments			
Inst. S/N	Inst. Code	Bkg.	Detection Type

Classification:	4
Survey Type:	UPPER

Alpha Counting Instruments				
Inst. S/N	Inst. Code	Eff. %	Corr. Fac.	Bkg. CPM
13295	2	33.96	2.94	0.34

Beta Counting Instruments				
Inst. S/N	Inst. Code	Eff. %	Corr. Fac.	Bkg. CPM
13295	3	37.6	2.66	1.68

Surveyor:	J.GEMZA/C.VERGARI
Signature:	

Surface Description	Coordinates		Gamma at 1m	Gamma Inst.	Beta/Gamma Contact	Beta/Gamma Code	Contact Gross 1 min. Count	Alpha Inst.	Contact Gross 1 min. Count	Beta Inst.	Scan Contact Gross CPM		Removable DPM/100 cm2	Alpha Count	Removable DPM/100 cm2	Beta Count	Comments
	X	Y	uR/hr	Code	mR/hr	Code	Alpha	Code	Beta	Code	Max Beta	Avg Beta	Alpha	Code	Beta	Code	
	CEILING	1	-2	N/A	N/A	N/A	N/A	1	6	157	11	231	180	-0.99	2	-3.13	
CEILING	3	-2	N/A	N/A	N/A	N/A	1	6	193	11	253	190	0.48	2	0.85	3	PAINTED METAL
CEILING	7	-2	N/A	N/A	N/A	N/A	3	6	192	11	211	160	0.48	2	-0.47	3	PAINTED METAL
CEILING	1	-8	N/A	N/A	N/A	N/A	2	6	176	11	250	190	-0.99	2	-0.47	3	PAINTED METAL
CEILING	4	-8	N/A	N/A	N/A	N/A	1	6	170	11	227	180	-0.99	2	-1.80	3	PAINTED METAL
CEILING	7	-8	N/A	N/A	N/A	N/A	0	6	208	11	272	200	-0.99	2	2.18	3	PAINTED METAL
CEILING	-6.5	-13	N/A	N/A	N/A	N/A	5	6	183	11	247	190	-0.99	2	-1.80	3	PAINTED METAL
CEILING	-5	-13	N/A	N/A	N/A	N/A	0	6	197	11	259	190	-0.99	2	0.85	3	PAINTED METAL
CEILING	-1	-13	N/A	N/A	N/A	N/A	2	6	177	11	234	180	-0.99	2	-0.47	3	PAINTED METAL
CEILING	3	-13	N/A	N/A	N/A	N/A	0	6	209	11	222	160	-0.99	2	4.84	3	PAINTED METAL
CEILING	5	-13	N/A	N/A	N/A	N/A	2	6	164	11	262	170	0.48	2	2.18	3	PAINTED METAL
CEILING	7	-13	N/A	N/A	N/A	N/A	1	6	168	11	242	190	-0.99	2	10.16	3	PAINTED METAL
CEILING	-4	-16	N/A	N/A	N/A	N/A	1	6	182	11	267	190	0.48	2	3.51	3	PAINTED METAL
CEILING	-2	-16	N/A	N/A	N/A	N/A	1	6	190	11	255	180	1.96	2	6.17	3	PAINTED METAL
CEILING	0	-16	N/A	N/A	N/A	N/A	1	6	181	11	258	200	-0.99	2	0.85	3	PAINTED METAL
CEILING	3	-16	N/A	N/A	N/A	N/A	1	6	155	11	282	210	-0.99	2	3.51	3	PAINTED METAL
CEILING	5	-16	N/A	N/A	N/A	N/A	1	6	180	11	243	190	-0.99	2	-4.46	3	PAINTED METAL
CEILING	7	-16	N/A	N/A	N/A	N/A	3	6	209	11	295	180	-0.99	2	3.51	3	PAINTED METAL
CEILING	-6	-19	N/A	N/A	N/A	N/A	2	6	179	11	245	190	3.43	2	-1.80	3	PAINTED METAL
CEILING	-4	-19	N/A	N/A	N/A	N/A	1	6	170	11	360	180	-0.99	2	0.85	3	PAINTED METAL
CEILING	-1	-19	N/A	N/A	N/A	N/A	1	6	179	11	263	190	0.48	2	0.85	3	PAINTED METAL
CEILING	1	-19	N/A	N/A	N/A	N/A	4	6	212	11	247	200	-0.99	2	-0.47	3	PAINTED METAL
CEILING	5	-19	N/A	N/A	N/A	N/A	1	6	156	11	266	190	0.48	2	-1.80	3	PAINTED METAL

Blairsville Point Survey Form #003

Survey Serial #:	01-397
Survey Section:	1
Survey Unit:	27
Survey Sub-unit:	1

Alpha Survey Instruments				
Inst. S/N	Inst. Code	Eff. %	Corr. Fac.	Bkg. CPM
1510	6	20.8	4.81	2


Beta Survey Instruments				
Inst. S/N	Inst. Code	Eff. %	Corr. Fac.	Bkg. CPM
1593	11	36.3	2.75	176

Gamma or Beta/Gamma Instruments			
Inst. S/N	Inst. Code	Bkg.	Detection Type

Classification:	4
Survey Type:	UPPER

Alpha Counting Instruments				
Inst. S/N	Inst. Code	Eff. %	Corr. Fac.	Bkg. CPM
13295	2	33.96	2.94	0.34

Beta Counting Instruments				
Inst. S/N	Inst. Code	Eff. %	Corr. Fac.	Bkg. CPM
13295	3	37.6	2.66	1.68

Surveyor:	J.GEMZA/C.VERGARI
Signature:	

Surface Description	Coordinates		Gamma at 1m	Gamma Inst.	Beta/Gamma Contact	Beta/Gamma Code	Contact Gross 1 min. Count	Alpha Inst. Code	Contact Gross 1 min. Count	Beta Inst. Code	Scan Contact Gross CPM		Removable DPM/100 cm2	Alpha Count	Removable DPM/100 cm2	Beta Count	Comments
	X	Y	uR/hr	Code	mR/hr	Code	Alpha	Code	Beta	Code	Max Beta	Avg Beta	Alpha	Code	Beta	Code	
CEILING	7	-19	N/A	N/A	N/A	N/A	1	6	157	11	360	210	0.48	2	-3.13	3	PAINTED METAL
CEILING	-4	-25	N/A	N/A	N/A	N/A	3	6	194	11	288	190	-0.99	2	-0.47	3	PAINTED METAL
CEILING	-1	-25	N/A	N/A	N/A	N/A	6	6	167	11	280	200	0.48	2	-3.13	3	PAINTED METAL
CEILING	1	-25	N/A	N/A	N/A	N/A	3	6	203	11	360	200	0.48	2	-3.13	3	PAINTED METAL
CEILING	3	-25	N/A	N/A	N/A	N/A	1	6	151	11	256	200	0.48	2	0.85	3	PAINTED METAL
CEILING	5	-25	N/A	N/A	N/A	N/A	2	6	300	11	265	180	-0.99	2	-1.80	3	PAINTED METAL
CEILING	7	-25	N/A	N/A	N/A	N/A	2	6	183	11	360	190	-0.99	2	2.18	3	PAINTED METAL

LB5100-W Low Background Counting System – Smear Analysis

Date: 8/31/95
 Counting Unit id: 1
 Data file name: C:\LBXL\UNIT1\B01-397.XLD
 Batch Ended: 8/31/95 10:39
 Crosstalk Correction: Not Applied

Alpha activity action level (DPM): 20.00
 Beta activity action level (DPM): 200.00
 Certainty level for MDA and flags: 95.00%
 High Voltage Setting: 1440

Application Revision: 3
 Application Version: Standard

Alpha efficiency log file: th230ab Alpha Efficiency: 33.96% Alpha to Beta Crosstalk: 24.36% Alpha Background (CPM): 0.335714286 Alpha Correction Factor: 1.000
Beta efficiency log file: tc99ab Beta Efficiency: 37.60% Beta into Alpha Crosstalk: 0.17% Beta Background (CPM): 1.678571429 Beta Correction Factor: 1.000

Carrier	Alpha Activity				Beta Activity				Count time (min)	Alpha CPM	Beta CPM	Completion Date - Time
	DPM	σ	flags	MDA	DPM	σ	flags	MDA				
1	-0.989	1.48	<MDA	7.98	-3.13	1.36	<MDA	11.67	2.00	-0.336	-1.18	8/31/95 9:35
2	0.484	1.48	<MDA	7.98	0.85	2.68	<MDA	11.67	2.00	0.164	0.32	8/31/95 9:37
3	0.484	1.48	<MDA	7.98	-0.47	2.32	<MDA	11.67	2.00	0.164	-0.18	8/31/95 9:39
4	-0.989	1.48	<MDA	7.98	-0.47	2.32	<MDA	11.67	2.00	-0.336	-0.18	8/31/95 9:41
5	-0.989	1.48	<MDA	7.98	-1.80	1.90	<MDA	11.67	2.00	-0.336	-0.68	8/31/95 9:43
6	-0.989	1.48	<MDA	7.98	2.18	2.99	<MDA	11.67	2.00	-0.336	0.82	8/31/95 9:46
7	-0.989	1.48	<MDA	7.98	-1.80	1.90	<MDA	11.67	2.00	-0.336	-0.68	8/31/95 9:48
8	-0.989	1.48	<MDA	7.98	0.85	2.68	<MDA	11.67	2.00	-0.336	0.32	8/31/95 9:50
9	-0.989	1.48	<MDA	7.98	-0.47	2.32	<MDA	11.67	2.00	-0.336	-0.18	8/31/95 9:52
10	-0.989	1.48	<MDA	7.98	4.84	3.53	<AL	11.67	2.00	-0.336	1.82	8/31/95 9:55
11	0.484	1.48	<MDA	7.98	2.18	2.99	<MDA	11.67	2.00	0.164	0.82	8/31/95 9:57
12	-0.989	1.48	<MDA	7.98	10.16	4.42	<AL	11.67	2.00	-0.336	3.82	8/31/95 9:59
13	0.484	1.48	<MDA	7.98	3.51	3.27	<MDA	11.67	2.00	0.164	1.32	8/31/95 10:01
14	1.956	2.09	<MDA	7.98	6.17	3.77	<AL	11.67	2.00	0.664	2.32	8/31/95 10:03
15	-0.989	1.48	<MDA	7.98	0.85	2.68	<MDA	11.67	2.00	-0.336	0.32	8/31/95 10:05
16	-0.989	1.48	<MDA	7.98	3.51	3.27	<MDA	11.67	2.00	-0.336	1.32	8/31/95 10:08
17	-0.989	1.48	<MDA	7.98	-4.46	1.36	<MDA	11.67	2.00	-0.336	-1.68	8/31/95 10:10
18	-0.989	1.48	<MDA	7.98	3.51	3.27	<MDA	11.67	2.00	-0.336	1.32	8/31/95 10:12
19	3.429	2.56	<AL	7.98	-1.80	1.90	<MDA	11.67	2.00	1.164	-0.68	8/31/95 10:14
20	-0.989	1.48	<MDA	7.98	0.85	2.68	<MDA	11.67	2.00	-0.336	0.32	8/31/95 10:17
21	0.484	1.48	<MDA	7.98	0.85	2.68	<MDA	11.67	2.00	0.164	0.32	8/31/95 10:19
22	-0.989	1.48	<MDA	7.98	-0.47	2.32	<MDA	11.67	2.00	-0.336	-0.18	8/31/95 10:21
23	0.484	1.48	<MDA	7.98	-1.80	1.90	<MDA	11.67	2.00	0.164	-0.68	8/31/95 10:23
24	0.484	1.48	<MDA	7.98	-3.13	1.36	<MDA	11.67	2.00	0.164	-1.18	8/31/95 10:25

LB5100-W Low Background Counting System -- Smear Analysis

Date: 8/31/95
 Counting Unit id: 1
 Data file name: C:\LBXL\UNIT1\B01-397.XLD
 Batch Ended: 8/31/95 10:39
 Crosstalk Correction: Not Applied

Alpha activity action level (DPM): 20.00
 Beta activity action level (DPM): 200.00
 Certainty level for MDA and flags: 95.00%
 High Voltage Setting: 1440

Application Revision: 3
 Application Version: Standard

Alpha efficiency log file: th230ab Alpha Efficiency: 33.96% Alpha to Beta Crosstalk: 24.36% Alpha Background (CPM): 0.335714286 Alpha Correction Factor: 1.000			
Beta efficiency log file: tc99ab Beta Efficiency: 37.60% Beta into Alpha Crosstalk: 0.17% Beta Background (CPM): 1.678571429 Beta Correction Factor: 1.000			
Count time (min)	Alpha CPM	Beta CPM	Completion Date - Time
2.00	-0.336	-0.18	8/31/95 10:28
2.00	0.164	-1.18	8/31/95 10:30
2.00	0.164	-1.18	8/31/95 10:32
2.00	0.164	0.32	8/31/95 10:34
2.00	-0.336	-0.68	8/31/95 10:36
2.00	-0.336	0.82	8/31/95 10:39

Batch ID: BLAIRSVILLE 1-27-1

Carrier	Alpha Activity				Beta Activity			
	DPM	σ	flags	MDA	DPM	σ	flags	MDA
25	-0.989	1.48	<MDA	7.98	-0.47	2.32	<MDA	11.67
26	0.484	1.48	<MDA	7.98	-3.13	1.36	<MDA	11.67
27	0.484	1.48	<MDA	7.98	-3.13	1.36	<MDA	11.67
28	0.484	1.48	<MDA	7.98	0.85	2.68	<MDA	11.67
29	-0.989	1.48	<MDA	7.98	-1.80	1.90	<MDA	11.67
30	-0.989	1.48	<MDA	7.98	2.18	2.99	<MDA	11.67

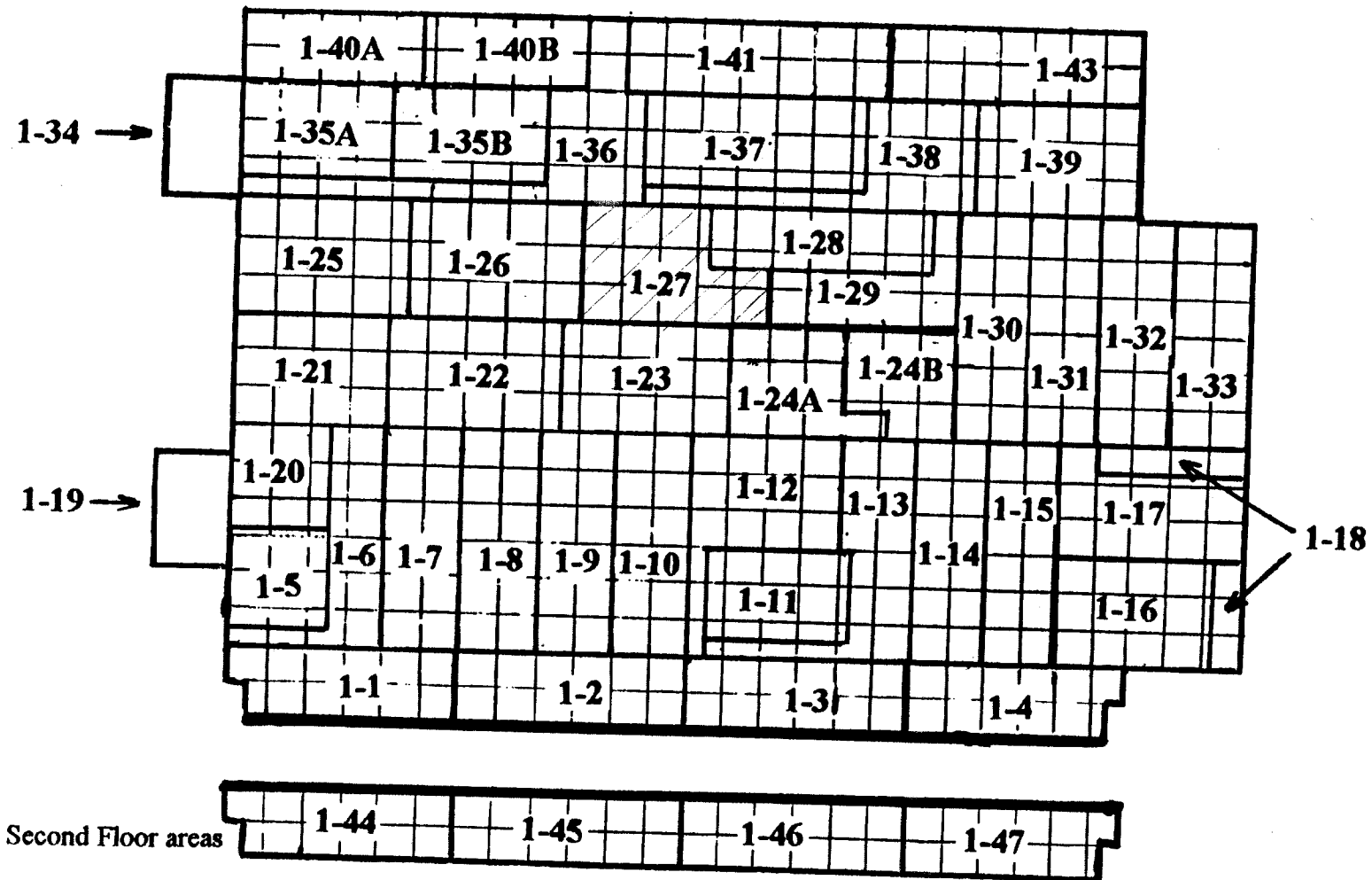
SW: 01-397

DATE 7-4-95

SECTION 1-27-1

CV/56

SURVEY UNITS FOR SECTION ONE



MAIN BUILDING
SMP
RI AIRSVII F SITE

Blairsville Point Survey Form #003

Survey Serial #:	01-398
Survey Section:	1
Survey Unit:	25
Survey Sub-unit:	1

Alpha Survey Instruments				
Inst. S/N	Inst. Code	Eff. %	Corr. Fac.	Bkg. CPM
1510	6	20.8	4.81	1


Beta Survey Instruments				
Inst. S/N	Inst. Code	Eff. %	Corr. Fac.	Bkg. CPM
1593	11	36.3	2.75	175

Gamma or Beta/Gamma Instruments			
Inst. S/N	Inst. Code	Bkg.	Detection Type

Classification:	4
Survey Type:	UPPER
Survey Date:	7/4/95
Count Date:	8/31/95

Alpha Counting Instruments				
Inst. S/N	Inst. Code	Eff. %	Corr. Fac.	Bkg. CPM
13295	2	33.96	2.94	0.34

Beta Counting Instruments				
Inst. S/N	Inst. Code	Eff. %	Corr. Fac.	Bkg. CPM
13295	3	37.6	2.66	1.68

Surveyor:	J.GEMZA/C.VERGARI
Signature:	

Surface Description	Coordinates		Gamma at 1m uR/hr	Gamma Inst. Code	Beta/Gamma Contact mR/hr	Beta/Gamma Code	Contact Gross 1 min. Count Alpha	Alpha Inst. Code	Contact Gross 1 min. Count Beta	Beta Inst. Code	Scan Contact Gross CPM		Removable DPM/100 cm2 Alpha	Alpha Count Code	Removable DPM/100 cm2 Beta	Beta Count Code	Comments
	X	Y									Max Beta	Avg Beta					
	CEILING	3									0	N/A					
CEILING	5	0	N/A	N/A	N/A	N/A	2	6	214	11	360	200	-0.99	2	0.85	3	PAINTED METAL
CEILING	8	0	N/A	N/A	N/A	N/A	2	6	215	11	257	190	-0.99	2	-0.47	3	PAINTED METAL
CEILING	12	0	N/A	N/A	N/A	N/A	3	6	183	11	249	200	-0.99	2	-3.13	3	PAINTED METAL
CEILING	14	0	N/A	N/A	N/A	N/A	1	6	165	11	282	190	-0.99	2	-1.80	3	PAINTED METAL
CEILING	16	0	N/A	N/A	N/A	N/A	0	6	176	11	288	180	-0.99	2	-0.47	3	PAINTED METAL
CEILING	3	-1	N/A	N/A	N/A	N/A	3	6	197	11	226	180	-0.99	2	-1.80	3	PAINTED METAL
CEILING	4	-1	N/A	N/A	N/A	N/A	4	6	183	11	302	210	-0.99	2	3.51	3	PAINTED METAL
CEILING	7	-1	N/A	N/A	N/A	N/A	3	6	162	11	360	200	0.48	2	4.84	3	PAINTED METAL
CEILING	11	-1	N/A	N/A	N/A	N/A	0	6	196	11	261	190	0.48	2	-0.47	3	PAINTED METAL
CEILING	14	-1	N/A	N/A	N/A	N/A	2	6	182	11	270	210	-0.99	2	-0.47	3	PAINTED METAL
CEILING	16	-1	N/A	N/A	N/A	N/A	4	6	186	11	315	190	-0.99	2	-1.80	3	PAINTED METAL
CEILING	3	-4	N/A	N/A	N/A	N/A	1	6	189	11	253	200	0.48	2	-0.47	3	PAINTED METAL
CEILING	5	-4	N/A	N/A	N/A	N/A	1	6	215	11	270	225	-0.99	2	-0.47	3	PAINTED METAL
CEILING	7	-4	N/A	N/A	N/A	N/A	4	6	182	11	220	180	0.48	2	2.18	3	PAINTED METAL
CEILING	8.5	-4	N/A	N/A	N/A	N/A	0	6	181	11	335	200	-0.99	2	-1.80	3	PAINTED METAL
CEILING	11	-4	N/A	N/A	N/A	N/A	2	6	187	11	242	180	0.48	2	-1.80	3	PAINTED METAL
CEILING	3	-6	N/A	N/A	N/A	N/A	1	6	211	11	224	170	0.48	2	3.51	3	PAINTED METAL
CEILING	5	-6	N/A	N/A	N/A	N/A	0	6	190	11	204	170	-0.99	2	0.85	3	PAINTED METAL
CEILING	7	-6	N/A	N/A	N/A	N/A	0	6	195	11	255	200	0.48	2	-0.47	3	PAINTED METAL
CEILING	9	-6	N/A	N/A	N/A	N/A	4	6	189	11	168	150	-0.99	2	-3.13	3	PAINTED METAL
CEILING	11	-6	N/A	N/A	N/A	N/A	2	6	209	11	233	190	-0.99	2	3.51	3	PAINTED METAL
CEILING	2.5	-10	N/A	N/A	N/A	N/A	1	6	187	11	301	200	-0.99	2	-1.80	3	PAINTED METAL

Blairsville Point Survey Form #003

Survey Serial #: **01-398**

Survey Section: **1**

Survey Unit: **25**

Survey Sub-unit: **1**

Classification: **4**

Survey Type: **UPPER**

Survey Date: **7/4/95**

Count Date: **8/31/95**


Alpha Survey Instruments				
Inst. S/N	Inst. Code	Eff. %	Corr. Fac.	Bkg. CPM
1510	6	20.8	4.81	1

Beta Survey Instruments				
Inst. S/N	Inst. Code	Eff. %	Corr. Fac.	Bkg. CPM
1593	11	36.3	2.75	175

Gamma or Beta/Gamma Instruments			
Inst. S/N	Inst. Code	Bkg.	Detection Type

Alpha Counting Instruments				
Inst. S/N	Inst. Code	Eff. %	Corr. Fac.	Bkg. CPM
13295	2	33.96	2.94	0.34

Beta Counting Instruments				
Inst. S/N	Inst. Code	Eff. %	Corr. Fac.	Bkg. CPM
13295	3	37.6	2.66	1.68

Surveyor: **J.GEMZA/C.VERGARI**
 Signature: 

Surface Description	Coordinates		Gamma at 1m	Gamma Inst.	Beta/Gamma Contact	Beta/Gamma	Contact Gross 1 min. Count	Alpha Inst.	Contact Gross 1 min. Count	Beta Inst.	Scan Contact Gross CPM		Removable DPM/100 cm2	Alpha Count	Removable DPM/100 cm2	Beta Count	Comments
	X	Y	uR/hr	Code	mR/hr	Code	Alpha	Code	Beta	Code	Max Beta	Avg Beta	Alpha	Code	Beta	Code	
CEILING	6	-10	N/A	N/A	N/A	N/A	0	6	185	11	238	190	-0.99	2	-3.13	3	PAINTED METAL
CEILING	8	-10	N/A	N/A	N/A	N/A	3	6	268	11	240	210	-0.99	2	-1.80	3	PAINTED METAL
CEILING	10	-10	N/A	N/A	N/A	N/A	2	6	200	11	258	200	-0.99	2	-1.80	3	PAINTED METAL
CEILING	2.5	-16	N/A	N/A	N/A	N/A	1	6	192	11	273	180	-0.99	2	-1.80	3	PAINTED METAL
CEILING	5	-16	N/A	N/A	N/A	N/A	1	6	170	11	240	170	-0.99	2	3.51	3	PAINTED METAL
CEILING	8	-16	N/A	N/A	N/A	N/A	1	6	218	11	360	180	-0.99	2	-4.46	3	PAINTED METAL
CEILING	10	-16	N/A	N/A	N/A	N/A	0	6	168	11	217	190	-0.99	2	-3.13	3	PAINTED METAL

LB5100-W Low Background Counting System -- Smear Analysis

Date: 8/31/95
 Counting Unit id: 1
 Data file name: C:\LBXL\UNIT1\B01-398.XLD
 Batch Ended: 8/31/95 11:45
 Crosstalk Correction: Not Applied

Alpha activity action level (DPM): 20.00
 Beta activity action level (DPM): 200.00
 Certainty level for MDA and flags: 95.00%
 High Voltage Setting: 1440

Application Revision: 3
 Application Version: Standard

Alpha efficiency log file: th230ab
 Alpha Efficiency: 33.96%
 Alpha to Beta Crosstalk: 24.36%
 Alpha Background (CPM): 0.335714286
 Alpha Correction Factor: 1.000

Beta efficiency log file: tc99ab
 Beta Efficiency: 37.60%
 Beta into Alpha Crosstalk: 0.17%
 Beta Background (CPM): 1.678571429
 Beta Correction Factor: 1.000

Batch ID: BLAIRSVILLE 1-25-1

Carrier	Alpha Activity				Beta Activity				Count time (min)	Alpha CPM	Beta CPM	Completion Date - Time
	DPM	σ	flags	MDA	DPM	σ	flags	MDA				
31	-0.989	1.48	<MDA	7.98	2.18	2.99	<MDA	11.67	2.00	-0.336	0.82	8/31/95 10:41
33	-0.989	1.48	<MDA	7.98	0.85	2.68	<MDA	11.67	2.00	-0.336	0.32	8/31/95 10:43
34	-0.989	1.48	<MDA	7.98	-0.47	2.32	<MDA	11.67	2.00	-0.336	-0.18	8/31/95 10:45
35	-0.989	1.48	<MDA	7.98	-3.13	1.36	<MDA	11.67	2.00	-0.336	-1.18	8/31/95 10:48
36	-0.989	1.48	<MDA	7.98	-1.80	1.90	<MDA	11.67	2.00	-0.336	-0.68	8/31/95 10:50
37	-0.989	1.48	<MDA	7.98	-0.47	2.32	<MDA	11.67	2.00	-0.336	-0.18	8/31/95 10:52
39	-0.989	1.48	<MDA	7.98	-1.80	1.90	<MDA	11.67	2.00	-0.336	-0.68	8/31/95 10:54
38	-0.989	1.48	<MDA	7.98	3.51	3.27	<MDA	11.67	2.00	-0.336	1.32	8/31/95 10:56
40	0.484	1.48	<MDA	7.98	4.84	3.53	<AL	11.67	2.00	0.164	1.82	8/31/95 10:59
50	0.484	1.48	<MDA	7.98	-0.47	2.32	<MDA	11.67	2.00	0.164	-0.18	8/31/95 11:01
51	-0.989	1.48	<MDA	7.98	-0.47	2.32	<MDA	11.67	2.00	-0.336	-0.18	8/31/95 11:03
52	-0.989	1.48	<MDA	7.98	-1.80	1.90	<MDA	11.67	2.00	-0.336	-0.68	8/31/95 11:05
53	0.484	1.48	<MDA	7.98	-0.47	2.32	<MDA	11.67	2.00	0.164	-0.18	8/31/95 11:07
54	-0.989	1.48	<MDA	7.98	-0.47	2.32	<MDA	11.67	2.00	-0.336	-0.18	8/31/95 11:10
55	0.484	1.48	<MDA	7.98	2.18	2.99	<MDA	11.67	2.00	0.164	0.82	8/31/95 11:12
56	-0.989	1.48	<MDA	7.98	-1.80	1.90	<MDA	11.67	2.00	-0.336	-0.68	8/31/95 11:14
57	0.484	1.48	<MDA	7.98	-1.80	1.90	<MDA	11.67	2.00	0.164	-0.68	8/31/95 11:16
58	0.484	1.48	<MDA	7.98	3.51	3.27	<MDA	11.67	2.00	0.164	1.32	8/31/95 11:18
59	-0.989	1.48	<MDA	7.98	0.85	2.68	<MDA	11.67	2.00	-0.336	0.32	8/31/95 11:21
60	0.484	1.48	<MDA	7.98	-0.47	2.32	<MDA	11.67	2.00	0.164	-0.18	8/31/95 11:23
61	-0.989	1.48	<MDA	7.98	-3.13	1.36	<MDA	11.67	2.00	-0.336	-1.18	8/31/95 11:25
62	-0.989	1.48	<MDA	7.98	3.51	3.27	<MDA	11.67	2.00	-0.336	1.32	8/31/95 11:27
63	-0.989	1.48	<MDA	7.98	-1.80	1.90	<MDA	11.67	2.00	-0.336	-0.68	8/31/95 11:29
64	-0.989	1.48	<MDA	7.98	-3.13	1.36	<MDA	11.67	2.00	-0.336	-1.18	8/31/95 11:32

LB5100-W Low Background Counting System -- Smear Analysis

Date: 8/31/95
 Counting Unit id: 1
 Data file name: C:\LBXL\UNIT1\B01-398.XLD
 Batch Ended: 8/31/95 11:45
 Crosstalk Correction: Not Applied

Alpha activity action level (DPM): 20.00
 Beta activity action level (DPM): 200.00
 Certainty level for MDA and flags: 95.00%
 High Voltage Setting: 1440

Application Revision: 3
 Application Version: Standard

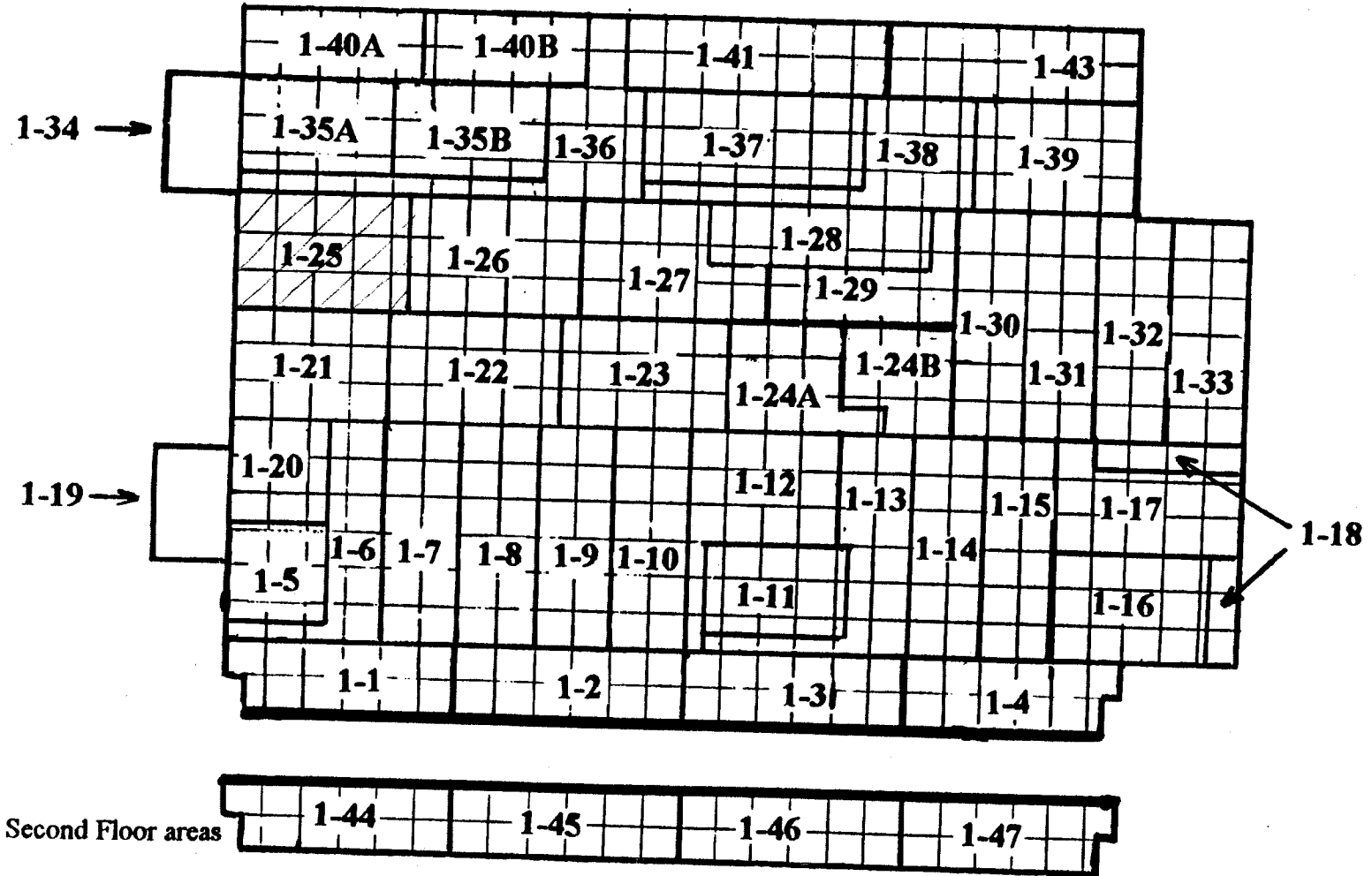
Batch ID: BLAIRSVILLE 1-25-1

Carrier	Alpha Activity				Beta Activity				Count time (min)	Alpha CPM	Beta CPM	Completion Date - Time
	DPM	σ	flags	MDA	DPM	σ	flags	MDA				
65	-0.989	1.48	<MDA	7.98	-1.80	1.90	<MDA	11.67	2.00	-0.336	-0.68	8/31/95 11:34
66	-0.989	1.48	<MDA	7.98	-1.80	1.90	<MDA	11.67	2.00	-0.336	-0.68	8/31/95 11:36
67	-0.989	1.48	<MDA	7.98	-1.80	1.90	<MDA	11.67	2.00	-0.336	-0.68	8/31/95 11:38
68	-0.989	1.48	<MDA	7.98	3.51	3.27	<MDA	11.67	2.00	-0.336	1.32	8/31/95 11:41
69	-0.989	1.48	<MDA	7.98	-4.46	1.36	<MDA	11.67	2.00	-0.336	-1.68	8/31/95 11:43
70	-0.989	1.48	<MDA	7.98	-3.13	1.36	<MDA	11.67	2.00	-0.336	-1.18	8/31/95 11:45

Alpha efficiency log file: th230ab Alpha Efficiency: 33.96% Alpha to Beta Crosstalk: 24.36% Alpha Background (CPM): 0.335714286 Alpha Correction Factor: 1.000
Beta efficiency log file: tc99ab Beta Efficiency: 37.60% Beta into Alpha Crosstalk: 0.17% Beta Background (CPM): 1.678571429 Beta Correction Factor: 1.000

SN: 01-398
SECTION: 1-25-1
DATE: 7-4-95
AV/JG

SURVEY UNITS FOR SECTION ONE



MAIN BUILDING
SMP
RI AIRSVII E SITE

Blairsville Point Survey Form #003

Survey Serial #:	01-399
Survey Section:	1
Survey Unit:	29
Survey Sub-unit:	1

Alpha Survey Instruments				
Inst. S/N	Inst. Code	Eff. %	Corr. Fac.	Bkg. CPM
1510	6	20.8	4.81	1

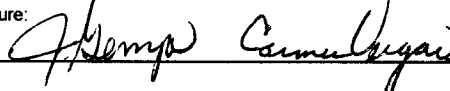
Beta Survey Instruments				
Inst. S/N	Inst. Code	Eff. %	Corr. Fac.	Bkg. CPM
1593	11	36.3	2.75	169

Gamma or Beta/Gamma Instruments			
Inst. S/N	Inst. Code	Bkg.	Detection Type

Classification:	4
Survey Type:	UPPER

Alpha Counting Instruments				
Inst. S/N	Inst. Code	Eff. %	Corr. Fac.	Bkg. CPM
13295	2	33.96	2.94	0.34

Beta Counting Instruments				
Inst. S/N	Inst. Code	Eff. %	Corr. Fac.	Bkg. CPM
13295	3	37.6	2.66	1.68

Surveyor:	J.GEMZA/C.VERGARI
Signature:	

Surface Description	Coordinates		Gamma at 1m	Gamma Inst.	Beta/Gamma Contact	Beta/Gamma	Contact Gross 1 min. Count	Alpha Inst.	Contact Gross 1 min. Count	Beta Inst.	Scan Contact Gross CPM		Removable DPM/100 cm2	Alpha Count	Removable DPM/100 cm2	Beta Count	Comments
	X	Y	uR/hr	Code	mR/hr	Code	Alpha	Code	Beta	Code	Max Beta	Avg Beta	Alpha	Code	Beta	Code	
CEILING	2.5	0	N/A	N/A	N/A	N/A	0	6	186	11	267	200	0.48	2	-3.13	3	PAINTED METAL
CEILING	4	0	N/A	N/A	N/A	N/A	1	6	185	11	281	190	-0.99	2	-3.13	3	PAINTED METAL
CEILING	7	0	N/A	N/A	N/A	N/A	0	6	172	11	261	180	-0.99	2	-0.47	3	PAINTED METAL
CEILING	10	0	N/A	N/A	N/A	N/A	2	6	169	11	282	200	0.48	2	-3.13	3	PAINTED METAL
CEILING	12	0	N/A	N/A	N/A	N/A	0	6	190	11	213	190	-0.99	2	2.18	3	PAINTED METAL
CEILING	14	0	N/A	N/A	N/A	N/A	2	6	177	11	333	200	-0.99	2	-0.47	3	PAINTED METAL
CEILING	2.5	-4	N/A	N/A	N/A	N/A	0	6	187	11	218	180	-0.99	2	-4.46	3	PAINTED METAL
CEILING	5	-4	N/A	N/A	N/A	N/A	1	6	177	11	221	170	0.48	2	2.18	3	PAINTED METAL
CEILING	9	-4	N/A	N/A	N/A	N/A	2	6	203	11	266	170	0.48	2	-3.13	3	PAINTED METAL
CEILING	12	-4	N/A	N/A	N/A	N/A	2	6	191	11	260	180	-0.99	2	4.84	3	PAINTED METAL
CEILING	14	-4	N/A	N/A	N/A	N/A	0	6	172	11	221	160	3.43	2	0.85	3	PAINTED METAL
CEILING	16	-4	N/A	N/A	N/A	N/A	2	6	176	11	210	170	-0.99	2	3.51	3	PAINTED METAL
CEILING	16	-10	N/A	N/A	N/A	N/A	0	6	182	11	307	200	-0.99	2	-1.80	3	PAINTED METAL
CEILING	14	-10	N/A	N/A	N/A	N/A	0	6	195	11	290	210	-0.99	2	3.51	3	PAINTED METAL
CEILING	12	-10	N/A	N/A	N/A	N/A	0	6	151	11	249	200	-0.99	2	-1.80	3	PAINTED METAL
CEILING	9	-10	N/A	N/A	N/A	N/A	0	6	185	11	244	190	-0.99	2	-3.13	3	PAINTED METAL
CEILING	9	-16	N/A	N/A	N/A	N/A	1	6	196	11	214	170	-0.99	2	-0.47	3	PAINTED METAL
CEILING	11	-16	N/A	N/A	N/A	N/A	2	6	213	11	310	170	-0.99	2	-0.47	3	PAINTED METAL
CEILING	13	-16	N/A	N/A	N/A	N/A	1	6	169	11	295	180	0.48	2	-0.47	3	PAINTED METAL
CEILING	15	-16	N/A	N/A	N/A	N/A	2	6	171	11	292	200	-0.99	2	-0.47	3	PAINTED METAL
CEILING	16	-16	N/A	N/A	N/A	N/A	1	6	169	11	360	180	-0.99	2	-3.13	3	PAINTED METAL
CEILING	9	-22	N/A	N/A	N/A	N/A	0	6	170	11	255	180	-0.99	2	-3.13	3	PAINTED METAL
CEILING	10	-22	N/A	N/A	N/A	N/A	1	6	186	11	225	160	-0.99	2	0.85	3	PAINTED METAL

Blairsville Point Survey Form #003

Survey Serial #:	01-399
Survey Section:	1
Survey Unit:	29
Survey Sub-unit:	1

Alpha Survey Instruments				
Inst. S/N	Inst. Code	Eff. %	Corr. Fac.	Bkg. CPM
1510	6	20.8	4.81	1


Beta Survey Instruments				
Inst. S/N	Inst. Code	Eff. %	Corr. Fac.	Bkg. CPM
1593	11	36.3	2.75	169

Gamma or Beta/Gamma Instruments			
Inst. S/N	Inst. Code	Bkg.	Detection Type

Classification:	4
Survey Type:	UPPER

Alpha Counting Instruments				
Inst. S/N	Inst. Code	Eff. %	Corr. Fac.	Bkg. CPM
13295	2	33.96	2.94	0.34

Beta Counting Instruments				
Inst. S/N	Inst. Code	Eff. %	Corr. Fac.	Bkg. CPM
13295	3	37.6	2.66	1.68

Surveyor:	J.GEMZA/C.VERGARI
Signature:	

Surface Description	Coordinates		Gamma at 1m uR/hr	Gamma Inst. Code	Beta/Gamma Contact mR/hr	Beta/Gamma Code	Contact Gross 1 min. Count Alpha	Alpha Inst. Code	Contact Gross 1 min. Count Beta	Beta Inst. Code	Scan Contact Gross CPM		Removable DPM/100 cm2 Alpha	Alpha Count Code	Removable DPM/100 cm2 Beta	Beta Count Code	Comments
	X	Y									Max Beta	Avg Beta					
CEILING	11	-22	N/A	N/A	N/A	N/A	2	6	161	11	245	190	1.96	2	-0.47	3	PAINTED METAL
CEILING	12	-22	N/A	N/A	N/A	N/A	1	6	184	11	241	190	-0.99	2	-0.47	3	PAINTED METAL
CEILING	15	-22	N/A	N/A	N/A	N/A	0	6	190	11	240	150	0.48	2	-0.47	3	PAINTED METAL
CEILING	16	-28	N/A	N/A	N/A	N/A	4	6	185	11	212	160	-0.99	2	-0.47	3	PAINTED METAL
CEILING	14	-28	N/A	N/A	N/A	N/A	2	6	169	11	264	180	-0.99	2	-0.47	3	PAINTED METAL
CEILING	12	-28	N/A	N/A	N/A	N/A	2	6	205	11	266	199	0.48	2	-3.13	3	PAINTED METAL
CEILING	10	-28	N/A	N/A	N/A	N/A	1	6	162	11	235	170	-0.99	2	-0.47	3	PAINTED METAL

LB5100-W Low Background Counting System -- Smear Analysis

Date: 8/31/95
 Counting Unit id: 1
 Data file name: C:\LBXL\UNIT1\B01-399.XLD
 Batch Ended: 8/31/95 12:51
 Crosstalk Correction: Not Applied

Alpha activity action level (DPM): 20.00
 Beta activity action level (DPM): 200.00
 Certainty level for MDA and flags: 95.00%
 High Voltage Setting: 1440

Application Revision: 3
 Application Version: Standard

Alpha efficiency log file: th230ab
 Alpha Efficiency: 33.96%
 Alpha to Beta Crosstalk: 24.36%
 Alpha Background (CPM): 0.335714286
 Alpha Correction Factor: 1.000

Beta efficiency log file: tc99ab
 Beta Efficiency: 37.60%
 Beta into Alpha Crosstalk: 0.17%
 Beta Background (CPM): 1.678571429
 Beta Correction Factor: 1.000

Batch ID: BLAIRSVILLE 1-29-1

Carrier	Alpha Activity				Beta Activity				Count time (min)	Alpha CPM	Beta CPM	Completion Date - Time
	DPM	σ	flags	MDA	DPM	σ	flags	MDA				
71	0.484	1.48	<MDA	7.98	-3.13	1.36	<MDA	11.67	2.00	0.164	-1.18	8/31/95 11:47
73	-0.989	1.48	<MDA	7.98	-3.13	1.36	<MDA	11.67	2.00	-0.336	-1.18	8/31/95 11:49
72	-0.989	1.48	<MDA	7.98	-0.47	2.32	<MDA	11.67	2.00	-0.336	-0.18	8/31/95 11:52
74	0.484	1.48	<MDA	7.98	-3.13	1.36	<MDA	11.67	2.00	0.164	-1.18	8/31/95 11:54
75	-0.989	1.48	<MDA	7.98	2.18	2.99	<MDA	11.67	2.00	-0.336	0.82	8/31/95 11:56
76	-0.989	1.48	<MDA	7.98	-0.47	2.32	<MDA	11.67	2.00	-0.336	-0.18	8/31/95 11:58
77	-0.989	1.48	<MDA	7.98	-4.46	1.36	<MDA	11.67	2.00	-0.336	-1.68	8/31/95 12:00
78	0.484	1.48	<MDA	7.98	2.18	2.99	<MDA	11.67	2.00	0.164	0.82	8/31/95 12:03
79	0.484	1.48	<MDA	7.98	-3.13	1.36	<MDA	11.67	2.00	0.164	-1.18	8/31/95 12:05
80	-0.989	1.48	<MDA	7.98	4.84	3.53	<AL	11.67	2.00	-0.336	1.82	8/31/95 12:07
81	3.429	2.56	<AL	7.98	0.85	2.68	<MDA	11.67	2.00	1.164	0.32	8/31/95 12:09
82	-0.989	1.48	<MDA	7.98	3.51	3.27	<MDA	11.67	2.00	-0.336	1.32	8/31/95 12:11
83	-0.989	1.48	<MDA	7.98	-1.80	1.90	<MDA	11.67	2.00	-0.336	-0.68	8/31/95 12:14
84	-0.989	1.48	<MDA	7.98	3.51	3.27	<MDA	11.67	2.00	-0.336	1.32	8/31/95 12:16
85	-0.989	1.48	<MDA	7.98	-1.80	1.90	<MDA	11.67	2.00	-0.336	-0.68	8/31/95 12:18
86	-0.989	1.48	<MDA	7.98	-3.13	1.36	<MDA	11.67	2.00	-0.336	-1.18	8/31/95 12:20
87	-0.989	1.48	<MDA	7.98	-0.47	2.32	<MDA	11.67	2.00	-0.336	-0.18	8/31/95 12:23
88	-0.989	1.48	<MDA	7.98	-0.47	2.32	<MDA	11.67	2.00	-0.336	-0.18	8/31/95 12:25
89	0.484	1.48	<MDA	7.98	-0.47	2.32	<MDA	11.67	2.00	0.164	-0.18	8/31/95 12:27
90	-0.989	1.48	<MDA	7.98	-0.47	2.32	<MDA	11.67	2.00	-0.336	-0.18	8/31/95 12:29
91	-0.989	1.48	<MDA	7.98	-3.13	1.36	<MDA	11.67	2.00	-0.336	-1.18	8/31/95 12:31
92	-0.989	1.48	<MDA	7.98	-3.13	1.36	<MDA	11.67	2.00	-0.336	-1.18	8/31/95 12:33
93	-0.989	1.48	<MDA	7.98	0.85	2.68	<MDA	11.67	2.00	-0.336	0.32	8/31/95 12:36
94	1.956	2.09	<MDA	7.98	-0.47	2.32	<MDA	11.67	2.00	0.664	-0.18	8/31/95 12:38

LB5100-W Low Background Counting System -- Smear Analysis

Date: 8/31/95
 Counting Unit id: 1
 Data file name: C:\LBXL\UNIT1\B01-399.XLD
 Batch Ended: 8/31/95 12:51
 Crosstalk Correction: Not Applied

Alpha activity action level (DPM): 20.00
 Beta activity action level (DPM): 200.00
 Certainty level for MDA and flags: 95.00%
 High Voltage Setting: 1440

Application Revision: 3
 Application Version: Standard

Alpha efficiency log file: th230ab
 Alpha Efficiency: 33.96%
 Alpha to Beta Crosstalk: 24.36%
 Alpha Background (CPM): 0.335714286
 Alpha Correction Factor: 1.000

Beta efficiency log file: tc99ab
 Beta Efficiency: 37.60%
 Beta into Alpha Crosstalk: 0.17%
 Beta Background (CPM): 1.678571429
 Beta Correction Factor: 1.000

Batch ID: BLAIRSVILLE 1-29-1

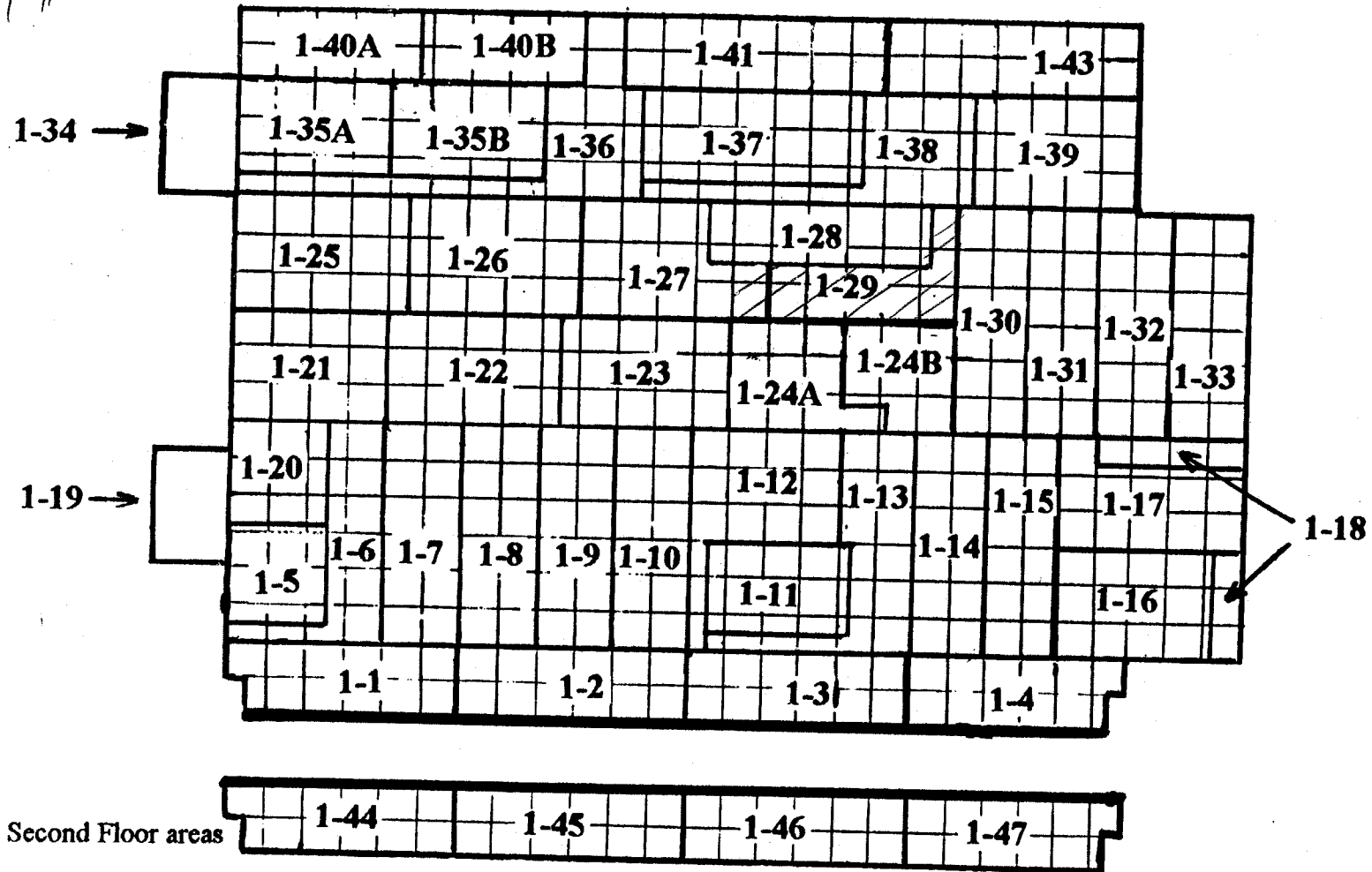
Carrier	Alpha Activity				Beta Activity				Count time (min)	Alpha CPM	Beta CPM	Completion Date - Time
	DPM	σ	flags	MDA	DPM	σ	flags	MDA				
95	-0.989	1.48	<MDA	7.98	-0.47	2.32	<MDA	11.67	2.00	-0.336	-0.18	8/31/95 12:40
96	0.484	1.48	<MDA	7.98	-0.47	2.32	<MDA	11.67	2.00	0.164	-0.18	8/31/95 12:42
97	-0.989	1.48	<MDA	7.98	-0.47	2.32	<MDA	11.67	2.00	-0.336	-0.18	8/31/95 12:45
98	-0.989	1.48	<MDA	7.98	-0.47	2.32	<MDA	11.67	2.00	-0.336	-0.18	8/31/95 12:47
99	0.484	1.48	<MDA	7.98	-3.13	1.36	<MDA	11.67	2.00	0.164	-1.18	8/31/95 12:49
100	-0.989	1.48	<MDA	7.98	-0.47	2.32	<MDA	11.67	2.00	-0.336	-0.18	8/31/95 12:51

1-29-1
7-7-95

SW# 01-399

CV/9A

SURVEY UNITS FOR SECTION ONE



MAIN BUILDING
SMP
BLAIRSVILLE SITE

Blairsville Point Survey Form #003

Survey Serial #:	01-400
------------------	--------

Survey Section:	1
-----------------	---

Survey Unit:	23
--------------	----

Survey Sub-unit:	1
------------------	---

Classification:	4
-----------------	---

Survey Type:	UPPER
--------------	-------

Survey Date:	7/7/95
--------------	--------

Count Date:	8/31/95
-------------	---------


Alpha Survey Instruments				
Inst. S/N	Inst. Code	Eff. %	Corr. Fac.	Bkg. CPM
1510	6	20.8	4.81	2

Beta Survey Instruments				
Inst. S/N	Inst. Code	Eff. %	Corr. Fac.	Bkg. CPM
1593	11	36.3	2.75	192

Gamma or Beta/Gamma Instruments			
Inst. S/N	Inst. Code	Bkg.	Detection Type

Alpha Counting Instruments				
Inst. S/N	Inst. Code	Eff. %	Corr. Fac.	Bkg. CPM
13295	2	33.96	2.94	0.34

Beta Counting Instruments				
Inst. S/N	Inst. Code	Eff. %	Corr. Fac.	Bkg. CPM
13295	3	37.6	2.66	1.68

Surveyor:	J.GEMZA/C.VERGARI
Signature:	

Surface Description	Coordinates		Gamma at 1m	Gamma Inst.	Beta/Gamma Contact	Beta/Gamma Code	Contact Gross 1 min. Count	Alpha Inst. Code	Contact Gross 1 min. Count	Beta Inst. Code	Scan Contact Gross CPM		Removable DPM/100 cm2	Alpha Count Code	Removable DPM/100 cm2	Beta Count Code	Comments
	X	Y	uR/hr	Code	mR/hr	Code	Alpha	Code	Beta	Code	Max Beta	Avg Beta	Alpha	Code	Beta	Code	
CEILING	1	-2	N/A	N/A	N/A	N/A	2	6	191	11	360	180	-0.99	2	-3.13	3	PAINTED METAL
CEILING	3	-2	N/A	N/A	N/A	N/A	1	6	189	11	236	190	-0.99	2	-3.13	3	PAINTED METAL
CEILING	5	-2	N/A	N/A	N/A	N/A	3	6	195	11	223	200	-0.99	2	-1.80	3	PAINTED METAL
CEILING	6	-2	N/A	N/A	N/A	N/A	0	6	173	11	259	190	0.48	2	-1.80	3	PAINTED METAL
CEILING	8	-2	N/A	N/A	N/A	N/A	1	6	192	11	226	180	-0.99	2	-0.47	3	PAINTED METAL
CEILING	14	-2	N/A	N/A	N/A	N/A	1	6	175	11	240	190	0.48	2	0.85	3	PAINTED METAL
CEILING	15	-2	N/A	N/A	N/A	N/A	1	6	201	11	360	200	-0.99	2	-1.80	3	PAINTED METAL
CEILING	16	-7	N/A	N/A	N/A	N/A	1	6	191	11	253	180	-0.99	2	0.85	3	PAINTED METAL
CEILING	14	-7	N/A	N/A	N/A	N/A	1	6	187	11	244	180	-0.99	2	0.85	3	PAINTED METAL
CEILING	11	-7	N/A	N/A	N/A	N/A	0	6	184	11	255	170	-0.99	2	-3.13	3	PAINTED METAL
CEILING	10	-7	N/A	N/A	N/A	N/A	3	6	192	11	240	190	1.96	2	-1.80	3	PAINTED METAL
CEILING	6	-7	N/A	N/A	N/A	N/A	1	6	198	11	248	180	-0.99	2	-1.80	3	PAINTED METAL
CEILING	4	-7	N/A	N/A	N/A	N/A	0	6	170	11	360	160	-0.99	2	-1.80	3	PAINTED METAL
CEILING	1	-7	N/A	N/A	N/A	N/A	1	6	178	11	266	190	-0.99	2	-0.47	3	PAINTED METAL
CEILING	16	-13	N/A	N/A	N/A	N/A	0	6	197	11	239	180	-0.99	2	-0.47	3	PAINTED METAL
CEILING	14	-13	N/A	N/A	N/A	N/A	1	6	215	11	230	190	-0.99	2	-3.13	3	PAINTED METAL
CEILING	10	-13	N/A	N/A	N/A	N/A	2	6	199	11	325	180	-0.99	2	-1.80	3	PAINTED METAL
CEILING	8	-13	N/A	N/A	N/A	N/A	0	6	212	11	360	200	0.48	2	-1.80	3	PAINTED METAL
CEILING	5	-13	N/A	N/A	N/A	N/A	1	6	170	11	254	180	-0.99	2	0.85	3	PAINTED METAL
CEILING	3	-13	N/A	N/A	N/A	N/A	1	6	186	11	231	170	-0.99	2	-3.13	3	PAINTED METAL
CEILING	15	-19	N/A	N/A	N/A	N/A	0	6	216	11	240	190	-0.99	2	2.18	3	PAINTED METAL
CEILING	13	-19	N/A	N/A	N/A	N/A	2	6	180	11	360	220	-0.99	2	0.85	3	PAINTED METAL
CEILING	10	-19	N/A	N/A	N/A	N/A	0	6	170	11	223	180	-0.99	2	-1.80	3	PAINTED METAL

Blairsville Point Survey Form #003

Survey Serial #:	01-400
Survey Section:	1
Survey Unit:	23
Survey Sub-unit:	1

Alpha Survey Instruments				
Inst. S/N	Inst. Code	Eff. %	Corr. Fac.	Bkg. CPM
1510	6	20.8	4.81	2

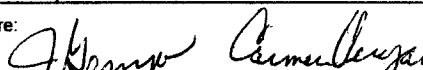
Beta Survey Instruments				
Inst. S/N	Inst. Code	Eff. %	Corr. Fac.	Bkg. CPM
1593	11	36.3	2.75	192

Gamma or Beta/Gamma Instruments			
Inst. S/N	Inst. Code	Bkg.	Detection Type

Classification:	4
Survey Type:	UPPER

Alpha Counting Instruments				
Inst. S/N	Inst. Code	Eff. %	Corr. Fac.	Bkg. CPM
13295	2	33.96	2.94	0.34

Beta Counting Instruments				
Inst. S/N	Inst. Code	Eff. %	Corr. Fac.	Bkg. CPM
13295	3	37.6	2.66	1.68

Surveyor:	J.GEMZA/C.VERGARI
Signature:	

Surface Description	Coordinates		Gamma at 1m uR/hr	Gamma Inst. Code	Beta/Gamma Contact mR/hr	Beta/Gamma Code	Contact Gross 1 min. Count Alpha	Alpha Inst. Code	Contact Gross 1 min. Count Beta	Beta Inst. Code	Scan Contact Gross CPM		Removable DPM/100 cm2 Alpha	Alpha Count Code	Removable DPM/100 cm2 Beta	Beta Count Code	Comments
	X	Y									Max Beta	Avg Beta					
CEILING	6	-19	N/A	N/A	N/A	N/A	2	6	167	11	240	170	0.48	2	-1.80	3	PAINTED METAL
CEILING	3	-19	N/A	N/A	N/A	N/A	2	6	165	11	202	160	0.48	2	-3.13	3	PAINTED METAL
CEILING	16	-22	N/A	N/A	N/A	N/A	0	6	180	11	267	200	-0.99	2	0.85	3	PAINTED METAL
CEILING	14	-22	N/A	N/A	N/A	N/A	1	6	178	11	235	170	-0.99	2	-1.80	3	PAINTED METAL
CEILING	10	-22	N/A	N/A	N/A	N/A	1	6	159	11	265	200	-0.99	2	-0.47	3	PAINTED METAL
CEILING	8	-22	N/A	N/A	N/A	N/A	0	6	202	11	239	190	0.48	2	-3.13	3	PAINTED METAL
CEILING	5	-22	N/A	N/A	N/A	N/A	5	6	196	11	242	180	-0.99	2	7.50	3	PAINTED METAL

LB5100-W Low Background Counting System -- Smear Analysis

Date: 8/31/95
 Counting Unit id: 1
 Data file name: C:\LBXL\UNIT1\B01-400.XLD
 Batch Ended: 8/31/95 13:57
 Crosstalk Correction: Not Applied

Alpha activity action level (DPM): 20.00
 Beta activity action level (DPM): 200.00
 Certainty level for MDA and flags: 95.00%
 High Voltage Setting: 1440

Application Revision: 3
 Application Version: Standard

Alpha efficiency log file: th230ab
 Alpha Efficiency: 33.96%
 Alpha to Beta Crosstalk: 24.36%
 Alpha Background (CPM): 0.335714286
 Alpha Correction Factor: 1.000

Beta efficiency log file: tc99ab
 Beta Efficiency: 37.60%
 Beta into Alpha Crosstalk: 0.17%
 Beta Background (CPM): 1.678571429
 Beta Correction Factor: 1.000

Batch ID: BLAIRSVILLE 1-23-1

Carrier	Alpha Activity				Beta Activity				Count time (min)	Alpha CPM	Beta CPM	Completion Date - Time
	DPM	σ	flags	MDA	DPM	σ	flags	MDA				
1	-0.989	1.48	<MDA	7.98	-3.13	1.36	<MDA	11.67	2.00	-0.336	-1.18	8/31/95 12:54
2	-0.989	1.48	<MDA	7.98	-3.13	1.36	<MDA	11.67	2.00	-0.336	-1.18	8/31/95 12:56
3	-0.989	1.48	<MDA	7.98	-1.80	1.90	<MDA	11.67	2.00	-0.336	-0.68	8/31/95 12:58
4	0.484	1.48	<MDA	7.98	-1.80	1.90	<MDA	11.67	2.00	0.164	-0.68	8/31/95 13:00
5	-0.989	1.48	<MDA	7.98	-0.47	2.32	<MDA	11.67	2.00	-0.336	-0.18	8/31/95 13:02
6	0.484	1.48	<MDA	7.98	0.85	2.68	<MDA	11.67	2.00	0.164	0.32	8/31/95 13:04
7	-0.989	1.48	<MDA	7.98	-1.80	1.90	<MDA	11.67	2.00	-0.336	-0.68	8/31/95 13:07
8	-0.989	1.48	<MDA	7.98	0.85	2.68	<MDA	11.67	2.00	-0.336	0.32	8/31/95 13:09
9	-0.989	1.48	<MDA	7.98	0.85	2.68	<MDA	11.67	2.00	-0.336	0.32	8/31/95 13:11
10	-0.989	1.48	<MDA	7.98	-3.13	1.36	<MDA	11.67	2.00	-0.336	-1.18	8/31/95 13:13
11	1.956	2.09	<MDA	7.98	-1.80	1.90	<MDA	11.67	2.00	0.664	-0.68	8/31/95 13:16
12	-0.989	1.48	<MDA	7.98	-1.80	1.90	<MDA	11.67	2.00	-0.336	-0.68	8/31/95 13:18
13	-0.989	1.48	<MDA	7.98	-1.80	1.90	<MDA	11.67	2.00	-0.336	-0.68	8/31/95 13:20
14	-0.989	1.48	<MDA	7.98	-0.47	2.32	<MDA	11.67	2.00	-0.336	-0.18	8/31/95 13:22
15	-0.989	1.48	<MDA	7.98	-0.47	2.32	<MDA	11.67	2.00	-0.336	-0.18	8/31/95 13:24
16	-0.989	1.48	<MDA	7.98	-3.13	1.36	<MDA	11.67	2.00	-0.336	-1.18	8/31/95 13:26
17	-0.989	1.48	<MDA	7.98	-1.80	1.90	<MDA	11.67	2.00	-0.336	-0.68	8/31/95 13:29
18	0.484	1.48	<MDA	7.98	-1.80	1.90	<MDA	11.67	2.00	0.164	-0.68	8/31/95 13:31
19	-0.989	1.48	<MDA	7.98	0.85	2.68	<MDA	11.67	2.00	-0.336	0.32	8/31/95 13:33
20	-0.989	1.48	<MDA	7.98	-3.13	1.36	<MDA	11.67	2.00	-0.336	-1.18	8/31/95 13:35
21	-0.989	1.48	<MDA	7.98	2.18	2.99	<MDA	11.67	2.00	-0.336	0.82	8/31/95 13:38
22	-0.989	1.48	<MDA	7.98	0.85	2.68	<MDA	11.67	2.00	-0.336	0.32	8/31/95 13:40
23	-0.989	1.48	<MDA	7.98	-1.80	1.90	<MDA	11.67	2.00	-0.336	-0.68	8/31/95 13:42
24	0.484	1.48	<MDA	7.98	-1.80	1.90	<MDA	11.67	2.00	0.164	-0.68	8/31/95 13:44

LB5100-W Low Background Counting System -- Smear Analysis

Date: 8/31/95
 Counting Unit id: 1
 Data file name: C:\LBXL\UNIT1\B01-400.XLD
 Batch Ended: 8/31/95 13:57
 Crosstalk Correction: Not Applied

Alpha activity action level (DPM): 20.00
 Beta activity action level (DPM): 200.00
 Certainty level for MDA and flags: 95.00%
 High Voltage Setting: 1440

Application Revision: 3
 Application Version: Standard

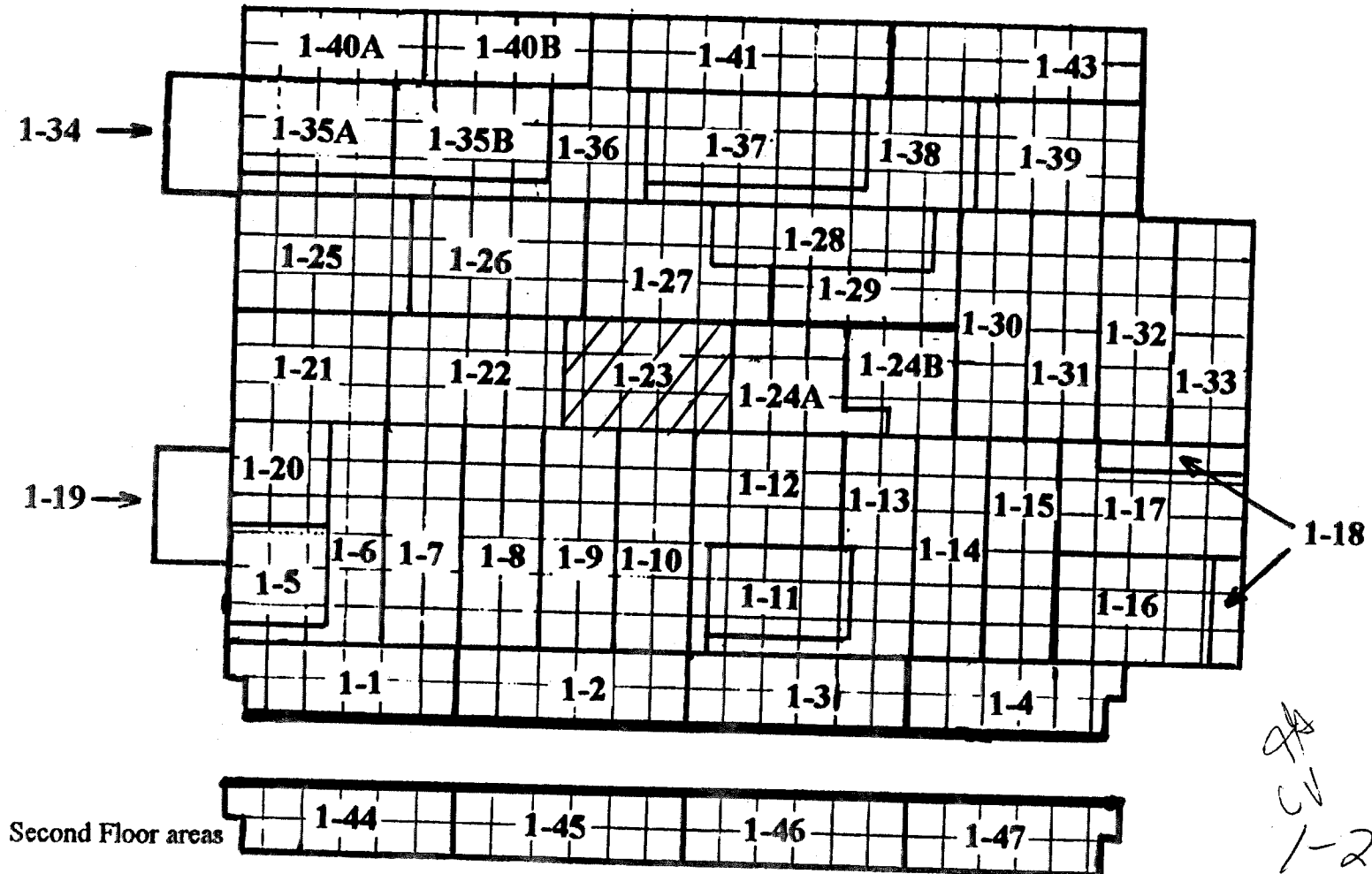
Alpha efficiency log file: th230ab
 Alpha Efficiency: 33.96%
 Alpha to Beta Crosstalk: 24.36%
 Alpha Background (CPM): 0.335714286
 Alpha Correction Factor: 1.000

Beta efficiency log file: tc99ab
 Beta Efficiency: 37.60%
 Beta into Alpha Crosstalk: 0.17%
 Beta Background (CPM): 1.678571429
 Beta Correction Factor: 1.000

Batch ID: BLAIRSVILLE 1-23-1

Carrier	Alpha Activity				Beta Activity				Count time (min)	Alpha CPM	Beta CPM	Completion Date - Time
	DPM	σ	flags	MDA	DPM	σ	flags	MDA				
25	0.484	1.48	<MDA	7.98	-3.13	1.36	<MDA	11.67	2.00	0.164	-1.18	8/31/95 13:46
26	-0.989	1.48	<MDA	7.98	0.85	2.68	<MDA	11.67	2.00	-0.336	0.32	8/31/95 13:49
27	-0.989	1.48	<MDA	7.98	-1.80	1.90	<MDA	11.67	2.00	-0.336	-0.68	8/31/95 13:51
28	-0.989	1.48	<MDA	7.98	-0.47	2.32	<MDA	11.67	2.00	-0.336	-0.18	8/31/95 13:53
29	0.484	1.48	<MDA	7.98	-3.13	1.36	<MDA	11.67	2.00	0.164	-1.18	8/31/95 13:55
30	-0.989	1.48	<MDA	7.98	7.50	4.00	<AL	11.67	2.00	-0.336	2.82	8/31/95 13:57

SURVEY UNITS FOR SECTION ONE



Second Floor areas

MAIN BUILDING
SMP
RI AIRSVII E SITE

PA
CV
1-23-1
7-7-95
SN # 01-400