

**DIAGRAMS AND DATA SHEETS  
FOR RADIOLOGICAL SURVEYS OF BUILDINGS**

**JULY 20, 2000**

**VOLUME 3 OF 7**

**WESTINGHOUSE ELECTRIC CORPORATION  
BLAIRSVILLE, PA**

**REPORT #003**

**DIAGRAMS AND DATA SHEETS  
FOR RADIOLOGICAL SURVEYS OF BUILDINGS**

**TABLE OF CONTENTS**

	<u>Page Number</u>
Purpose	1
Scope	1
Discussion	1
Appendix A: Site Diagrams	
Appendix B: Survey Unit 1 Diagrams	
Appendix C: Survey Unit 2 Diagrams	
Appendix D: Survey Unit 3 Diagrams	
Appendix E: Survey Unit 4 Diagrams	
Appendix F: Original Radiological Survey Data Sheets Building 1	
Appendix G: Original Radiological Survey Data Sheets Building 2	
Appendix H: Original Radiological Survey Data Sheets Building 3	
Appendix I: Original Radiological Survey Data Sheets Building 4	

## DIAGRAMS AND DATA SHEETS FOR RADIOLOGICAL SURVEYS OF BUILDINGS

### Purpose

The Westinghouse Blairsville Site utilized nuclear materials during the period of the mid to late 1950's to the early part of the 1960's. Work was performed both under licenses with the atomic Energy Commission and for the Bettis Atomic Power Laboratory. Although all work ceased during the 1960's, subsequent radiological surveys and investigations, starting in 1993, established that some residual radioactivity, primarily in underground piping and subsurface soil contamination, existed on the site. During the period of 1993 through the present, additional remediation work and radiological surveys have been conducted to establish that the site can be released for unrestricted use. This series of reports documents the results of the final status radiological surveys subsequent to the various remediation efforts.

### Scope

This report compiles all of the building diagrams, both site maps and individual survey section maps. Also included are all of the original radiological survey data sheets used in the final unconditional building release analysis.

### Discussion

Blairsville site diagrams included in Appendix A, give an overall view of the structures and some of the internals relevant to the overall report. The building internals in this appendix give an equipment layout of the office areas in Building 1. Also included is an example survey sample grid, applied to Building 1, following the procedure found in Report #006. Finally, a site-sectioning diagram showing the survey sections and units is provided.

Appendices B, C, D, and E include all sub-unit diagrams for survey units 1, 2, 3, and 4 respectively. These diagrams are sorted in consecutive order within each appendix. Appendices F, G, H, and I contain the original radiological survey data sheets for buildings 1, 2, 3, and 4 respectively. These appendices are arranged in consecutive order per the survey serial numbers and each contains the "Blairsville Point Survey Form #003". Many surveys also contain a "LB5100-W Low Background Counting System – Smear Analysis" printout, and/or a respective location diagram.

**DIAGRAMS AND DATA SHEETS  
FOR RADIOLOGICAL SURVEYS OF BUILDINGS**

List of Volume Contents

<u>Vol.</u>	<u>Appendix</u>	<u>Contents</u>
1.	Appendix A:	Site Diagrams
	Appendix B:	Survey Unit 1 Diagrams
	Appendix C:	Survey Unit 2 Diagrams
	Appendix D:	Survey Unit 3 Diagrams
	Appendix E:	Survey Unit 4 Diagrams
2.	Appendix F:	Data Sheets for Building 1, Survey Serial #: 001-100
3.	Appendix F:	Data Sheets for Building 1, Survey Serial #: 101-200
4.	Appendix F:	Data Sheets for Building 1, Survey Serial #: 201-300
5.	Appendix F:	Data Sheets for Building 1, Survey Serial #: 301-400
6.	Appendix F:	Data Sheets for Building 1, Survey Serial #: 401-486
7.	Appendix G:	Data Sheets for Building 2, Survey Serial #: 001-057
	Appendix H:	Data Sheets for Building 3, Survey Serial #: 001-028
	Appendix I:	Data Sheets for Building 4, Survey Serial #: 001-018

**APPENDIX B**

**SURVEY UNIT 1 DIAGRAMS**

# Blairsville Point Survey Form #003

Survey Serial #: 01-101

Survey Section: 1  
 Survey Unit: 28  
 Survey Sub-unit: 5

Classification: 3  
 Survey Type: Lower

Survey Date: 1/3/95  
 Count Date: 2/9/95

Alpha Survey Instruments				
Inst. S/N	Inst. Code	Eff. %	Corr. Fac.	Bkg. CPM
1517	7	19.1	5.24	2

Alpha Counting Instruments				
Inst. S/N	Inst. Code	Eff. %	Corr. Fac.	Bkg. CPM
13295	2	33.88	2.95	0.28

Beta Survey Instruments				
Inst. S/N	Inst. Code	Eff. %	Corr. Fac.	Bkg. CPM
1595	12	32.2	3.11	334

Beta Counting Instruments				
Inst. S/N	Inst. Code	Eff. %	Corr. Fac.	Bkg. CPM
13295	3	37.13	2.69	2.06

Gamma or Beta/Gamma Instruments			
Inst. S/N	Inst. Code	Bkg.	Detection Type
234	23	6	Gamma
1522	22	0.009	Beta / Gamma

Surveyor: V. Taylor / C. Vergari  
 Signature: *V. Taylor / C. Vergari*

Surface Description	Coordinates		Gamma at 1m uR/hr	Gamma Inst. Code	Beta/Gamma Contact mR/hr	Beta/Gamma Code	Contact Gross 1 min. Count Alpha	Alpha Inst. Code	Contact Gross 1 min. Count Beta	Beta Inst. Code	Scan Contact Gross CPM		Removable DPM/100 cm <sup>2</sup> Alpha	Alpha Count Code	Removable DPM/100 cm <sup>2</sup> Beta	Beta Count Code	Comments
	X	Y									Max Beta	Avg Beta					
	Floor	2									-1	7					
Floor	1	-3	7	23	0.017	22	0	7	359	12	497	350	-0.82	2	1.17	3	Painted concrete
Floor	0.5	-5	6	23	0.009	22	1	7	354	12	543	340	-0.82	2	-2.87	3	Painted concrete

**LB5100-W Low Background Counting System – Smear Analysis**

Date: 2/9/95  
 Counting Unit id: 1  
 Data file name: C:\LBXL\UNIT1\B01-104.XLD  
 Batch Ended: 2/9/95 10:45  
 Crosstalk Correction: Not Applied

Alpha activity action level (DPM): 20.00  
 Beta activity action level (DPM): 200.00  
 Certainty level for MDA and flags: 95.00%  
 High Voltage Setting: 1410

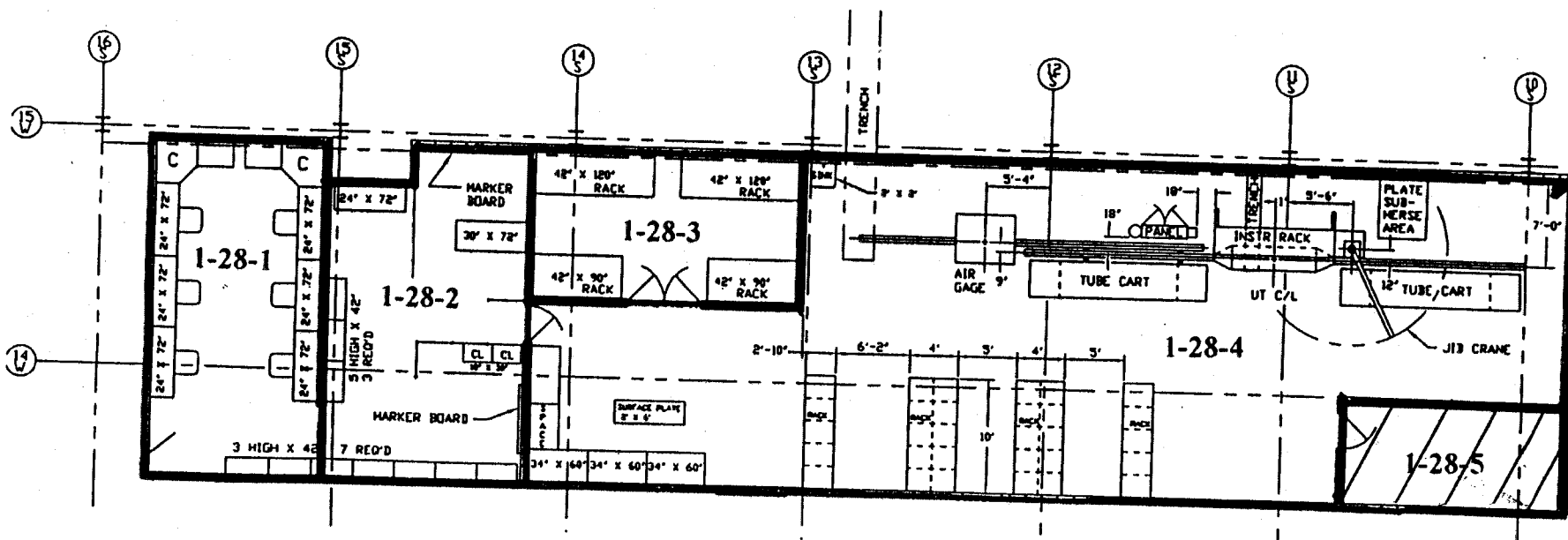
Application Revision: 3  
 Application Version: Standard

Batch ID: Blairsville 1-28-1

Carrier	Alpha Activity				Beta Activity				Count time (min)	Alpha CPM	Beta CPM	Completion Date - Time
	DPM	$\sigma$	flags	MDA	DPM	$\sigma$	flags	MDA				
16	-0.822	1.48	<MDA	7.64	-1.52	2.36	<MDA	12.71	2.00	-0.279	-0.56	2/9/95 10:34
15	-0.822	1.48	<MDA	7.64	-2.87	1.93	<MDA	12.71	2.00	-0.279	-1.06	2/9/95 10:36
17	-0.822	1.48	<MDA	7.64	1.17	3.03	<MDA	12.71	2.00	-0.279	0.44	2/9/95 10:39
18	0.654	1.48	<MDA	7.64	-2.87	1.93	<MDA	12.71	2.00	0.221	-1.06	2/9/95 10:41
19	0.654	1.48	<MDA	7.64	3.87	3.58	<MDA	12.71	2.00	0.221	1.44	2/9/95 10:43
20	-0.822	1.48	<MDA	7.64	-5.56	1.39	<MDA	12.71	2.00	-0.279	-2.06	2/9/95 10:45

Alpha efficiency log file: th230ab Alpha Efficiency: 33.88% Alpha to Beta Crosstalk: 24.12% Alpha Background (CPM): 0.278571429 Alpha Correction Factor: 1.000
Beta efficiency log file: tc99ab Beta Efficiency: 37.13% Beta into Alpha Crosstalk: 0.03% Beta Background (CPM): 2.064285714 Beta Correction Factor: 1.000

# MAIN BUILDING UNIT 1-28





# Blairsville Point Survey Form #003

Survey Serial #:	01-102
Survey Section:	1
Survey Unit:	28
Survey Sub-unit:	2

Alpha Survey Instruments				
Inst. S/N	Inst. Code	Eff. %	Corr. Fac.	Bkg. CPM
1517	7	19.1	5.24	4

Beta Survey Instruments				
Inst. S/N	Inst. Code	Eff. %	Corr. Fac.	Bkg. CPM
1595	12	32.2	3.11	281


Gamma or Beta/Gamma Instruments			
Inst. S/N	Inst. Code	Bkg.	Detection Type
1522	22	0.013	Beta / Gamma
234	23	4	Gamma

Classification:	3
Survey Type:	lower

Alpha Counting Instruments				
Inst. S/N	Inst. Code	Eff. %	Corr. Fac.	Bkg. CPM
13295	2	33.88	2.95	0.28

Beta Counting Instruments				
Inst. S/N	Inst. Code	Eff. %	Corr. Fac.	Bkg. CPM
13295	3	37.13	2.69	2.06

Survey Date:	1/4/95
Count Date:	2/9/95

Surveyor:	C. Vergari
Signature:	

Surface Description	Coordinates		Gamma at 1m	Gamma Inst.	Beta/Gamma Contact	Beta/Gamma Code	Contact Gross 1 min. Count	Alpha Inst. Code	Contact Gross 1 min. Count	Beta Inst. Code	Scan Contact Gross CPM		Removable DPM/100 cm2	Alpha Count	Removable DPM/100 cm2	Beta Count	Comments
	X	Y	uR/hr	Code	mR/hr	Code	Alpha	Code	Beta	Code	Max Beta	Avg Beta	Alpha	Code	Beta	Code	
Floor	1	-1	6	23	0.007	22	1	7	303	12	364	230	0.65	2	-2.87	3	carpet
Floor	3	-2	5	23	0.009	22	0	7	255	12	411	250	0.65	2	-1.52	3	carpet
Floor	4.5	-1	5	23	0.018	22	2	7	273	12	347	220	-0.82	2	-0.17	3	carpet
Floor	2	-4	5	23	0.012	22	2	7	262	12	343	230	-0.82	2	-2.87	3	carpet
Floor	4.5	-4	5	23	0.015	22	1	7	275	12	401	240	-0.82	2	-1.52	3	carpet
Floor	6.5	-1	4	23	0.013	22	1	7	273	12	390	230	-0.82	2	-2.87	3	carpet
Floor	7.5	-4	4	23	0.01	22	1	7	262	12	360	230	-0.82	2	1.17	3	carpet

**LB5100-W Low Background Counting System – Smear Analysis**

Date: 2/9/95  
 Counting Unit id: 1  
 Data file name: C:\LBXLIUNIT1\B01-102.XLD  
 Batch Ended: 2/9/95 10:23  
 Crosstalk Correction: Not Applied

Alpha activity action level (DPM): 20.00  
 Beta activity action level (DPM): 200.00  
 Certainty level for MDA and flags: 95.00%  
 High Voltage Setting: 1410

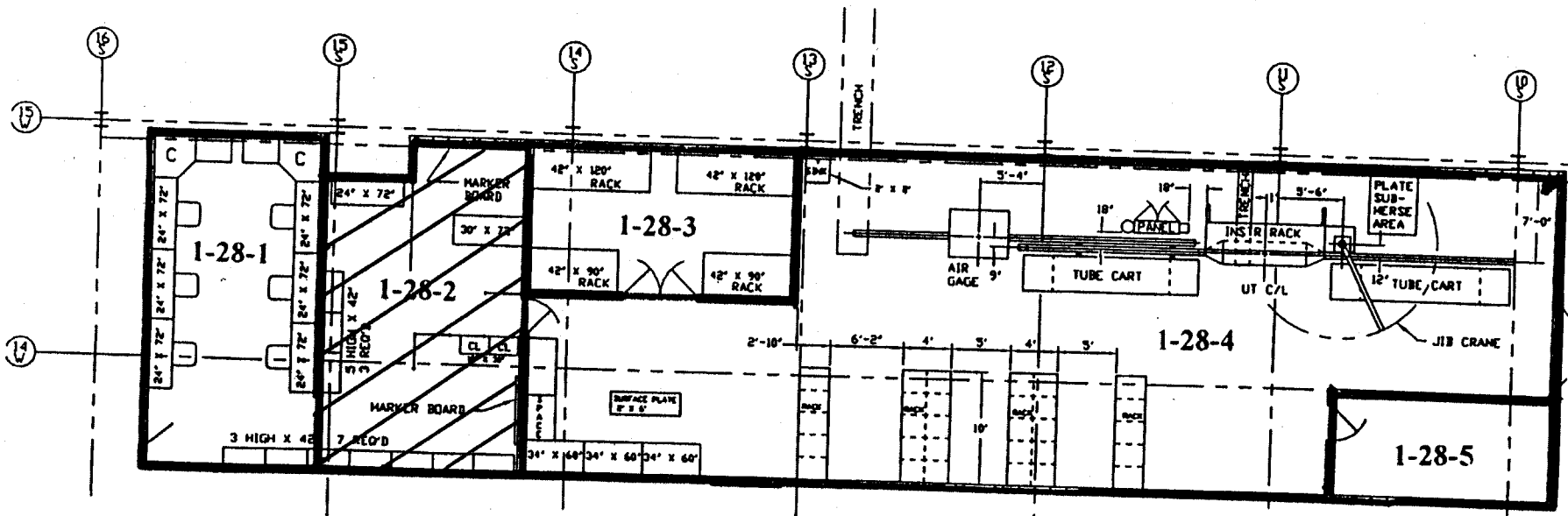
Application Revision: 3  
 Application Version: Standard

Batch ID: Blairsville 1-28-2

Carrier	Alpha Activity				Beta Activity				Count time (min)	Alpha CPM	Beta CPM	Completion Date - Time
	DPM	$\sigma$	flags	MDA	DPM	$\sigma$	flags	MDA				
4	0.654	1.48	<MDA	7.64	-2.87	1.93	<MDA	12.71	2.00	0.221	-1.06	2/9/95 10:10
5	0.654	1.48	<MDA	7.64	-1.52	2.36	<MDA	12.71	2.00	0.221	-0.56	2/9/95 10:12
6	-0.822	1.48	<MDA	7.64	-0.17	2.71	<MDA	12.71	2.00	-0.279	-0.06	2/9/95 10:14
7	-0.822	1.48	<MDA	7.64	-2.87	1.93	<MDA	12.71	2.00	-0.279	-1.06	2/9/95 10:16
8	-0.822	1.48	<MDA	7.64	-1.52	2.36	<MDA	12.71	2.00	-0.279	-0.56	2/9/95 10:19
9	-0.822	1.48	<MDA	7.64	-2.87	1.93	<MDA	12.71	2.00	-0.279	-1.06	2/9/95 10:21
10	-0.822	1.48	<MDA	7.64	1.17	3.03	<MDA	12.71	2.00	-0.279	0.44	2/9/95 10:23

Alpha efficiency log file: th230ab Alpha Efficiency: 33.88% Alpha to Beta Crosstalk: 24.12% Alpha Background (CPM): 0.278571429 Alpha Correction Factor: 1.000
Beta efficiency log file: tc99ab Beta Efficiency: 37.13% Beta into Alpha Crosstalk: 0.03% Beta Background (CPM): 2.064285714 Beta Correction Factor: 1.000

# MAIN BUILDING UNIT 1-28



# Blairsville Point Survey Form #003

Survey Serial #:	<b>01-103</b>
Survey Section:	1
Survey Unit:	28
Survey Sub-unit:	3

Alpha Survey Instruments				
Inst. S/N	Inst. Code	Eff. %	Corr. Fac.	Bkg. CPM
1517	7	19.1	5.24	3

Beta Survey Instruments				
Inst. S/N	Inst. Code	Eff. %	Corr. Fac.	Bkg. CPM
1595	12	32.2	3.11	360

Gamma or Beta/Gamma Instruments			
Inst. S/N	Inst. Code	Bkg.	Detection Type
1522	22	0.013	Beta / Gamma
234	23	6	Gamma

Classification:	3
Survey Type:	lower
Survey Date:	1/4/95
Count Date:	2/9/95

Alpha Counting Instruments				
Inst. S/N	Inst. Code	Eff. %	Corr. Fac.	Bkg. CPM
13295	2	33.88	2.95	0.28

Beta Counting Instruments				
Inst. S/N	Inst. Code	Eff. %	Corr. Fac.	Bkg. CPM
13295	3	37.13	2.69	2.06

Surveyor:	C. Vergari
Signature:	<i>Carmen Vergari</i>

Surface Description	Coordinates		Gamma at 1m	Gamma Inst.	Beta/Gamma Contact	Beta/Gamma Code	Contact Gross 1 min. Count	Alpha Inst.	Contact Gross 1 min. Count	Beta Inst.	Scan Contact Gross CPM		Removable DPM/100 cm2	Alpha Count	Removable DPM/100 cm2	Beta Count	Comments
	X	Y	uR/hr	Code	mR/hr	Code	Alpha	Code	Beta	Code	Max Beta	Avg Beta	Alpha	Code	Beta	Code	
Floor, concrete	2	-1	5	23	0.015	22	1	7	372	12	443	300	0.65	2	-1.52	3	painted
Floor, concrete	1	-2	6	23	0.012	22	2	7	325	12	447	300	-0.82	2	-0.17	3	painted
Floor, concrete	2	-3	4	23	0.01	22	1	7	339	12	507	350	-0.82	2	3.87	3	painted
Floor, concrete	2	-5	5	23	0.018	22	1	7	335	12	480	350	-0.82	2	1.17	3	painted

**LB5100-W Low Background Counting System – Smear Analysis**

Date: 2/9/95  
 Counting Unit id: 1  
 Data file name: C:\LBXL\UNIT1\B01-103.XLD  
 Batch Ended: 2/9/95 10:32  
 Crosstalk Correction: Not Applied

Alpha activity action level (DPM): 20.00  
 Beta activity action level (DPM): 200.00  
 Certainty level for MDA and flags: 95.00%  
 High Voltage Setting: 1410

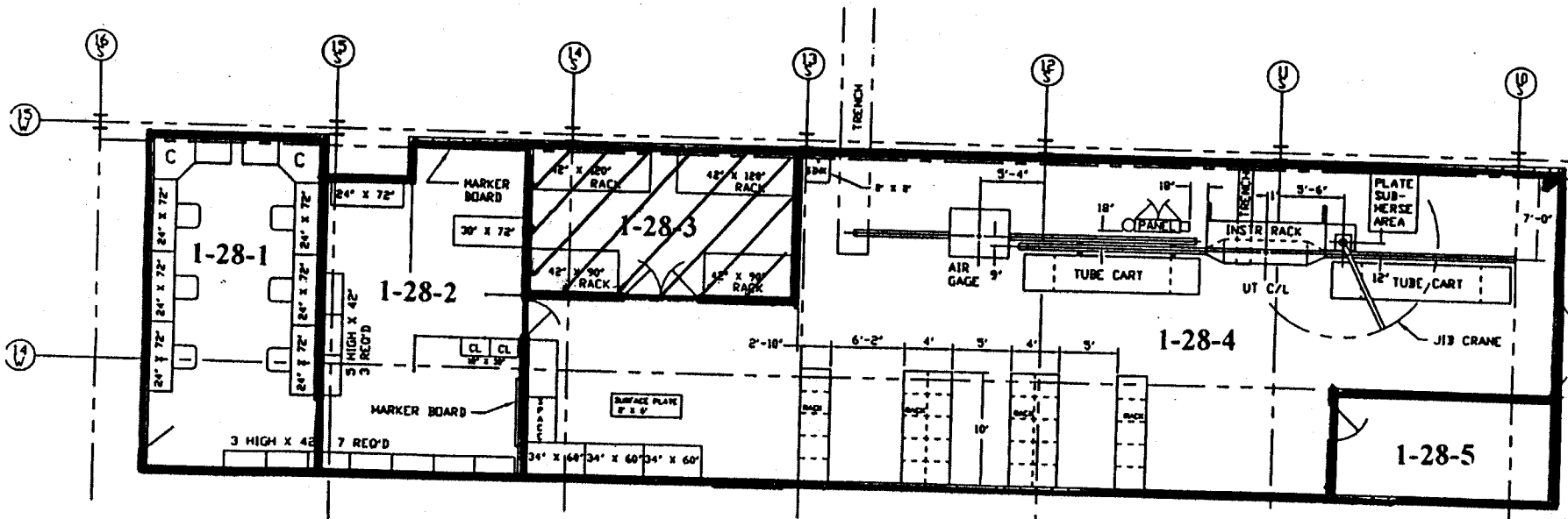
Application Revision: 3  
 Application Version: Standard

Batch ID: Blairsville 1-28-3

Carrier	Alpha Activity				Beta Activity				Count time (min)	Alpha CPM	Beta CPM	Completion Date - Time
	DPM	$\sigma$	flags	MDA	DPM	$\sigma$	flags	MDA				
11	0.654	1.48	<MDA	7.64	-1.52	2.36	<MDA	12.71	2.00	0.221	-0.56	2/9/95 10:25
12	-0.822	1.48	<MDA	7.64	-0.17	2.71	<MDA	12.71	2.00	-0.279	-0.06	2/9/95 10:27
13	-0.822	1.48	<MDA	7.64	3.87	3.58	<MDA	12.71	2.00	-0.279	1.44	2/9/95 10:30
14	-0.822	1.48	<MDA	7.64	1.17	3.03	<MDA	12.71	2.00	-0.279	0.44	2/9/95 10:32

Alpha efficiency log file: th230ab Alpha Efficiency: 33.88% Alpha to Beta Crosstalk: 24.12% Alpha Background (CPM): 0.278571429 Alpha Correction Factor: 1.000
Beta efficiency log file: tc99ab Beta Efficiency: 37.13% Beta into Alpha Crosstalk: 0.03% Beta Background (CPM): 2.064285714 Beta Correction Factor: 1.000

# MAIN BUILDING UNIT 1-28



# Blairsville Point Survey Form #003

Survey Serial #: **01-104**

Survey Section: **1**  
 Survey Unit: **28**  
 Survey Sub-unit: **1**

Classification: **3**  
 Survey Type: **lower**

Survey Date: **1/4/95**  
 Count Date: **2/9/95**

Alpha Survey Instruments				
Inst. S/N	Inst. Code	Eff. %	Corr. Fac.	Bkg. CPM
1517	7	19.1	5.24	1

Alpha Counting Instruments				
Inst. S/N	Inst. Code	Eff. %	Corr. Fac.	Bkg. CPM
13295	2	33.88	2.95	0.28

Beta Survey Instruments				
Inst. S/N	Inst. Code	Eff. %	Corr. Fac.	Bkg. CPM
1595	12	32.2	3.11	313

Beta Counting Instruments				
Inst. S/N	Inst. Code	Eff. %	Corr. Fac.	Bkg. CPM
13295	3	37.13	2.69	2.06

Gamma or Beta/Gamma Instruments			
Inst. S/N	Inst. Code	Bkg.	Detection Type
1522	22	0.013	Beta / Gamma
234	23	5	Gamma

Surveyor: **C. Vergari**  
 Signature: *Carmen Vergari*

Surface Description	Coordinates		Gamma at 1m	Gamma Inst.	Beta/Gamma Contact	Beta/Gamma	Contact Gross 1 min. Count	Alpha Inst.	Contact Gross 1 min. Count	Beta Inst.	Scan Contact Gross CPM		Removable DPM/100 cm2	Alpha Count	Removable DPM/100 cm2	Beta Count	Comments
	X	Y	uR/hr	Code	mR/hr	Code	Alpha	Beta	Code	Code	Max Beta	Avg Beta	Alpha	Code	Beta	Code	
Floor	1	-1	5	23	0.009	22	1	7	290	12	401	300	-0.82	2	-1.52	3	carpet
Floor	2	-2	5	23	0.014	22	0	7	293	12	406	280	-0.82	2	-2.87	3	carpet
Floor	3	-3	5	23	0.016	22	1	7	326	12	598	320	-0.82	2	1.17	3	carpet
Floor	5	-1	4	23	0.013	22	3	7	288	12	501	300	0.65	2	-2.87	3	carpet
Floor	7.5	-1	5	23	0.012	22	1	7	315	12	411	300	0.65	2	3.87	3	carpet
Floor	7	-3	5	23	0.017	22	2	7	295	12	405	300	-0.82	2	-5.56	3	carpet

**LB5100-W Low Background Counting System – Smear Analysis**

Date: 2/9/95  
 Counting Unit id: 1  
 Data file name: C:\LBXL\UNIT1\B01-101.XLD  
 Batch Ended: 2/9/95 10:08  
 Crosstalk Correction: Not Applied

Alpha activity action level (DPM): 20.00  
 Beta activity action level (DPM): 200.00  
 Certainty level for MDA and flags: 95.00%  
 High Voltage Setting: 1410

Application Revision: 3  
 Application Version: Standard

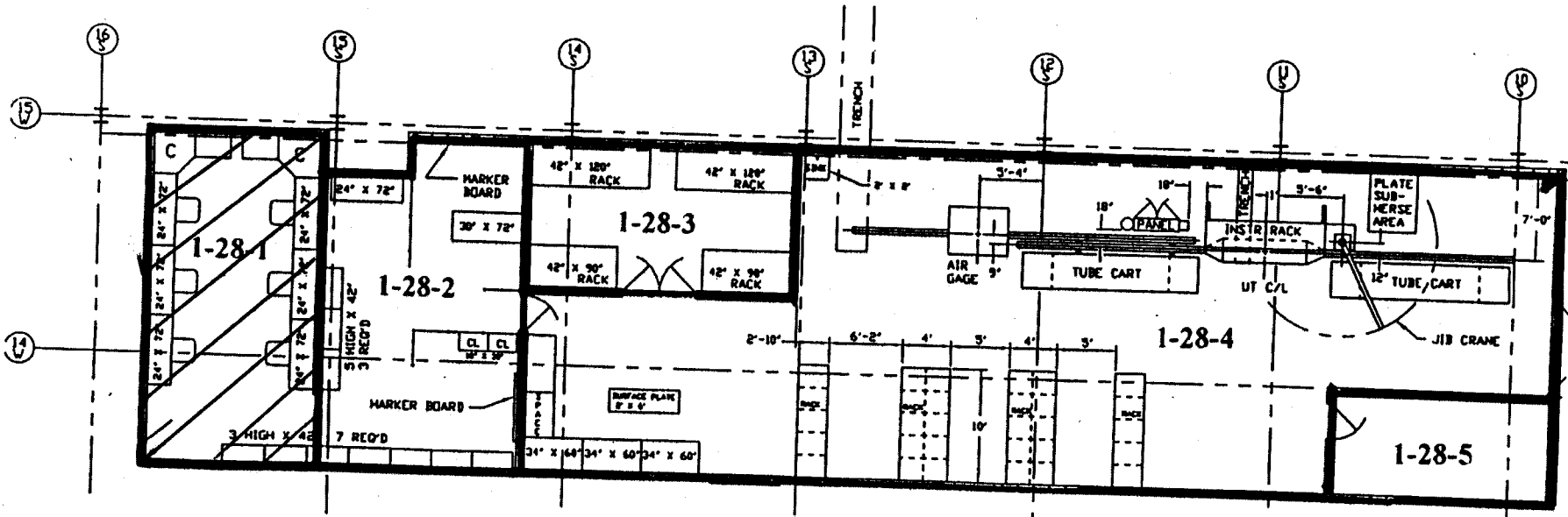
Batch ID: Blairsville 1-28-5

Carrier	Alpha Activity				Beta Activity				Count time (min)	Alpha CPM	Beta CPM	Completion Date - Time
	DPM	$\sigma$	flags	MDA	DPM	$\sigma$	flags	MDA				
1	-0.822	1.48	<MDA	7.64	3.87	3.58	<MDA	12.71	2.00	-0.279	1.44	2/9/95 10:03
2	-0.822	1.48	<MDA	7.64	1.17	3.03	<MDA	12.71	2.00	-0.279	0.44	2/9/95 10:05
3	-0.822	1.48	<MDA	7.64	-2.87	1.93	<MDA	12.71	2.00	-0.279	-1.06	2/9/95 10:08

Alpha efficiency log file: th230ab Alpha Efficiency: 33.88% Alpha to Beta Crosstalk: 24.12% Alpha Background (CPM): 0.278571429 Alpha Correction Factor: 1.000
Beta efficiency log file: tc99ab Beta Efficiency: 37.13% Beta into Alpha Crosstalk: 0.03% Beta Background (CPM): 2.064285714 Beta Correction Factor: 1.000



# MAIN BUILDING UNIT 1-28



## Blairsville Point Survey Form #003

Survey Serial #:	01-105
Survey Section:	1
Survey Unit:	40B
Survey Sub-unit:	6

Alpha Survey Instruments				
Inst. S/N	Inst. Code	Eff. %	Corr. Fac.	Bkg. CPM
1517	7	19.1	5.24	1


Beta Survey Instruments				
Inst. S/N	Inst. Code	Eff. %	Corr. Fac.	Bkg. CPM
1595	12	32.2	3.11	285

Gamma or Beta/Gamma Instruments			
Inst. S/N	Inst. Code	Bkg.	Detection Type
1522	22	0.01	Beta / Gamma
234	23	5	Gamma

Classification:	3
Survey Type:	lower
Survey Date:	1/4/95
Count Date:	2/9/95

Alpha Counting Instruments				
Inst. S/N	Inst. Code	Eff. %	Corr. Fac.	Bkg. CPM
13295	2	33.88	2.95	0.28

Beta Counting Instruments				
Inst. S/N	Inst. Code	Eff. %	Corr. Fac.	Bkg. CPM
13295	3	37.13	2.69	2.06

Surveyor:	C. Vergari
Signature:	

Surface Description	Coordinates		Gamma at 1m	Gamma Inst.	Beta/Gamma Contact	Beta/Gamma	Contact Gross 1 min. Count	Alpha Inst.	Contact Gross 1 min. Count	Beta Inst.	Scan Contact Gross CPM		Removable DPM/100 cm2	Alpha Count	Removable DPM/100 cm2	Beta Count	Comments
	X	Y	uR/hr	Code	mR/hr	Code	Alpha	Beta	Code	Code	Max Beta	Avg Beta	Alpha	Beta	Code		
Floor	2	-1	6	23	0.012	22	1	7	279	12	444	280	-0.82	2	-2.87	3	carpet
Floor	4.5	-1	6	23	0.011	22	2	7	338	12	400	250	-0.82	2	-5.56	3	carpet
Floor	1	-3	5	23	0.013	22	1	7	271	12	395	250	-0.82	2	-2.87	3	carpet
Floor	3	-3	5	23	0.015	22	2	7	306	12	436	270	0.65	2	-2.87	3	carpet
Floor	3	-5	5	23	0.013	22	1	7	268	12	350	230	-0.82	2	-2.87	3	carpet
Floor	1	-6	5	23	0.015	22	1	7	298	12	385	220	-0.82	2	-1.52	3	carpet
Floor	1	-8	4	23	0.008	22	1	7	286	12	340	260	0.65	2	-0.17	3	carpet
Floor	4	-8	5	23	0.017	22	3	7	274	12	368	220	-0.82	2	-2.87	3	carpet

**LB5100-W Low Background Counting System – Smear Analysis**

Date: 2/9/95  
 Counting Unit id: 1  
 Data file name: C:\LBXL\UNIT1\B01-105.XLD  
 Batch Ended: 2/9/95 11:03  
 Crosstalk Correction: Not Applied

Alpha activity action level (DPM): 20.00  
 Beta activity action level (DPM): 200.00  
 Certainty level for MDA and flags: 95.00%  
 High Voltage Setting: 1410

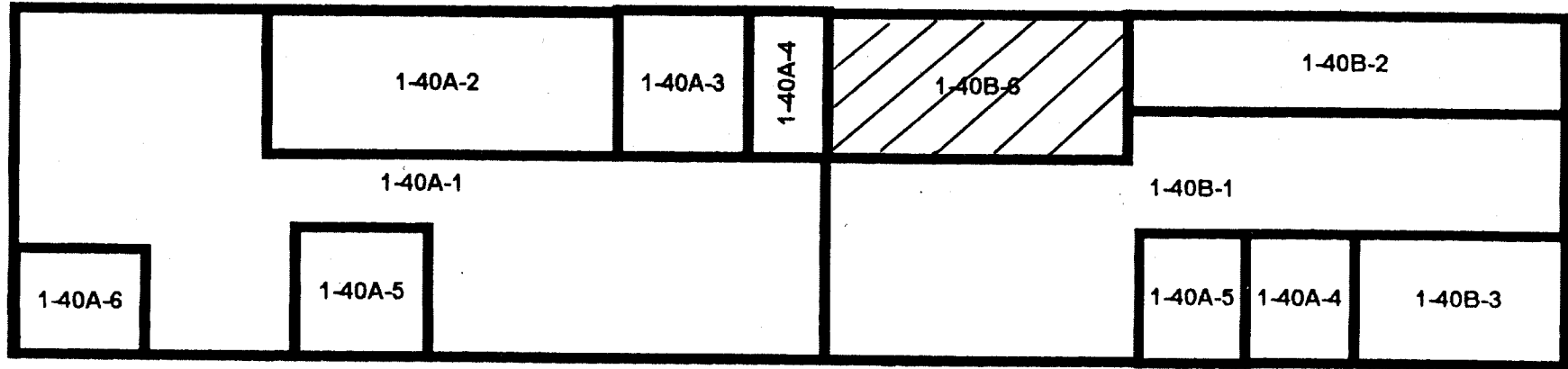
Application Revision: 3  
 Application Version: Standard

Alpha efficiency log file: th230ab Alpha Efficiency: 33.88% Alpha to Beta Crosstalk: 24.12% Alpha Background (CPM): 0.278571429 Alpha Correction Factor: 1.000
Beta efficiency log file: tc99ab Beta Efficiency: 37.13% Beta into Alpha Crosstalk: 0.03% Beta Background (CPM): 2.064285714 Beta Correction Factor: 1.000
Count time (min)    Alpha CPM    Beta CPM    Completion Date - Time
2.00    -0.279    -1.06    2/9/95 10:47
2.00    -0.279    -2.06    2/9/95 10:50
2.00    -0.279    -1.06    2/9/95 10:52
2.00    0.221    -1.06    2/9/95 10:54
2.00    -0.279    -1.06    2/9/95 10:56
2.00    -0.279    -0.56    2/9/95 10:58
2.00    0.221    -0.06    2/9/95 11:01
2.00    -0.279    -1.06    2/9/95 11:03

Batch ID: Blairsville 1-40B-6

Carrier	Alpha Activity				Beta Activity			
	DPM	$\sigma$	flags	MDA	DPM	$\sigma$	flags	MDA
21	-0.822	1.48	<MDA	7.64	-2.87	1.93	<MDA	12.71
22	-0.822	1.48	<MDA	7.64	-5.56	1.39	<MDA	12.71
23	-0.822	1.48	<MDA	7.64	-2.87	1.93	<MDA	12.71
24	0.654	1.48	<MDA	7.64	-2.87	1.93	<MDA	12.71
25	-0.822	1.48	<MDA	7.64	-2.87	1.93	<MDA	12.71
26	-0.822	1.48	<MDA	7.64	-1.52	2.36	<MDA	12.71
27	0.654	1.48	<MDA	7.64	-0.17	2.71	<MDA	12.71
28	-0.822	1.48	<MDA	7.64	-2.87	1.93	<MDA	12.71

# UNIT 1-40A & B



# Blairsville Point Survey Form #003

Survey Serial #:	01-106
Survey Section:	1
Survey Unit:	40A
Survey Sub-unit:	2

Alpha Survey Instruments				
Inst. S/N	Inst. Code	Eff. %	Corr. Fac.	Bkg. CPM
1517	7	19.1	5.24	2

Beta Survey Instruments				
Inst. S/N	Inst. Code	Eff. %	Corr. Fac.	Bkg. CPM
1595	12	32.2	3.11	299


Gamma or Beta/Gamma Instruments			
Inst. S/N	Inst. Code	Bkg.	Detection Type
1522	22	0.009	Beta / Gamma
234	23	5	Gamma

Classification:	3
Survey Type:	lower

Alpha Counting Instruments				
Inst. S/N	Inst. Code	Eff. %	Corr. Fac.	Bkg. CPM
13295	2	33.88	2.95	0.28

Beta Counting Instruments				
Inst. S/N	Inst. Code	Eff. %	Corr. Fac.	Bkg. CPM
13295	3	37.13	2.69	2.06

Survey Date:	1/5/95
Count Date:	2/9/95

Surveyor:	C. Vergari / A. V. Taylor
Signature:	

Surface Description	Coordinates		Gamma at 1m	Gamma Inst.	Beta/Gamma Contact	Beta/Gamma Code	Contact Gross 1 min. Count	Alpha Inst.	Contact Gross 1 min. Count	Beta Inst.	Scan Contact Gross CPM		Removable DPM/100 cm2	Alpha Count	Removable DPM/100 cm2	Beta Count	Comments
	X	Y	uR/hr	Code	mR/hr	Code	Alpha	Code	Beta	Code	Max Beta	Avg Beta	Alpha	Code	Beta	Code	
Floor, Concrete	3	-1	5	23	0.018	22	3	7	325	12	557	310	-0.82	2	-1.52	3	Painted
Floor, Concrete	2	-2	5	23	0.008	22	4	7	407	12	380	250	-0.82	2	-1.52	3	Painted
Floor, Concrete	1	-3	5	23	0.008	22	1	7	335	12	414	300	-0.82	2	1.17	3	Painted
Floor, Concrete	3	-3	5	23	0.011	22	3	7	350	12	466	330	-0.82	2	-1.52	3	Painted
Floor, Concrete	3	-5	5	23	0.018	22	3	7	364	12	744	340	-0.82	2	1.17	3	Painted
Floor, Concrete	4	-7	6	23	0.01	22	6	7	349	12	378	290	0.65	2	2.52	3	Painted
Floor, Concrete	3	-8	5	23	0.012	22	0	7	328	12	353	250	-0.82	2	-5.56	3	Painted

**LB5100-W Low Background Counting System – Smear Analysis**

Date: 2/9/95  
 Counting Unit id: 1  
 Data file name: C:\LBXL\UNIT1\B01-106.XLD  
 Batch Ended: 2/9/95 11:18  
 Crosstalk Correction: Not Applied

Alpha activity action level (DPM): 20.00  
 Beta activity action level (DPM): 200.00  
 Certainty level for MDA and flags: 95.00%  
 High Voltage Setting: 1410

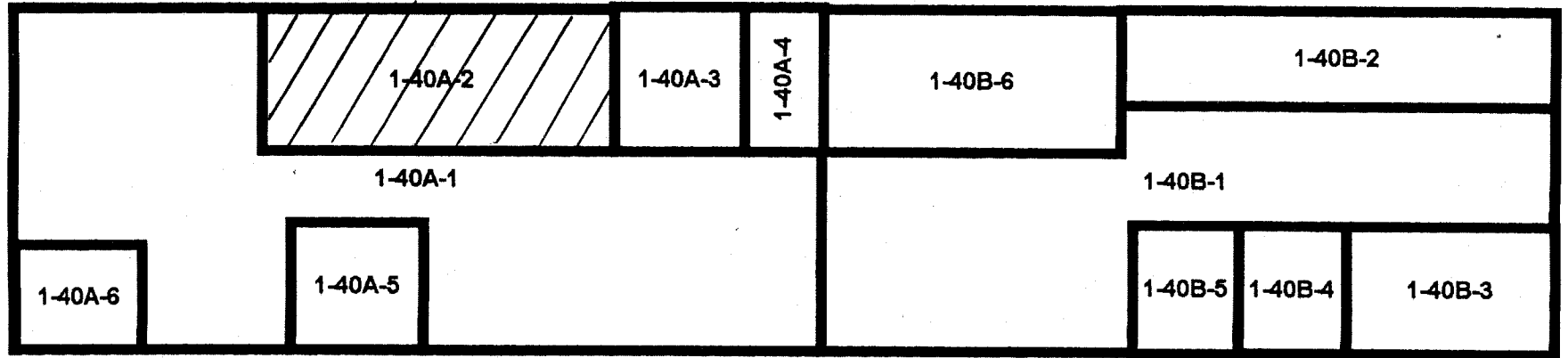
Application Revision: 3  
 Application Version: Standard

Batch ID: Blairsville 1-40A-2

Carrier	Alpha Activity				Beta Activity				Count time (min)	Alpha CPM	Beta CPM	Completion Date - Time
	DPM	$\sigma$	flags	MDA	DPM	$\sigma$	flags	MDA				
29	-0.822	1.48	<MDA	7.64	-1.52	2.36	<MDA	12.71	2.00	-0.279	-0.56	2/9/95 11:05
30	-0.822	1.48	<MDA	7.64	-1.52	2.36	<MDA	12.71	2.00	-0.279	-0.56	2/9/95 11:07
31	-0.822	1.48	<MDA	7.64	1.17	3.03	<MDA	12.71	2.00	-0.279	0.44	2/9/95 11:09
32	-0.822	1.48	<MDA	7.64	-1.52	2.36	<MDA	12.71	2.00	-0.279	-0.56	2/9/95 11:12
33	-0.822	1.48	<MDA	7.64	1.17	3.03	<MDA	12.71	2.00	-0.279	0.44	2/9/95 11:14
34	0.654	1.48	<MDA	7.64	2.52	3.32	<MDA	12.71	2.00	0.221	0.94	2/9/95 11:16
35	-0.822	1.48	<MDA	7.64	-5.56	1.39	<MDA	12.71	2.00	-0.279	-2.06	2/9/95 11:18

Alpha efficiency log file: th230ab Alpha Efficiency: 33.88% Alpha to Beta Crosstalk: 24.12% Alpha Background (CPM): 0.278571429 Alpha Correction Factor: 1.000
Beta efficiency log file: tc99ab Beta Efficiency: 37.13% Beta into Alpha Crosstalk: 0.03% Beta Background (CPM): 2.064285714 Beta Correction Factor: 1.000

# UNIT 1-40A & B



# Blairsville Point Survey Form #003

Survey Serial #:	01-107
Survey Section:	1
Survey Unit:	40A
Survey Sub-unit:	4

Alpha Survey Instruments				
Inst. S/N	Inst. Code	Eff. %	Corr. Fac.	Bkg. CPM
1517	7	19.1	5.24	5


Beta Survey Instruments				
Inst. S/N	Inst. Code	Eff. %	Corr. Fac.	Bkg. CPM
1595	12	32.2	3.11	376

Gamma or Beta/Gamma Instruments			
Inst. S/N	Inst. Code	Bkg.	Detection Type
1522	22	0.023	Beta / Gamma
234	23	5	Gamma

Classification:	3
Survey Type:	LOWER
Survey Date:	1/5/95
Count Date:	2/16/95

Alpha Counting Instruments				
Inst. S/N	Inst. Code	Eff. %	Corr. Fac.	Bkg. CPM
13295	2	33.88	2.95	0.28

Beta Counting Instruments				
Inst. S/N	Inst. Code	Eff. %	Corr. Fac.	Bkg. CPM
13295	3	37.13	2.69	2.06

Surveyor:	A.V. TAYLOR / C. VERGARI
Signature:	

Surface Description	Coordinates		Gamma at 1m	Gamma Inst.	Beta/Gamma Contact	Beta/Gamma Code	Contact Gross 1 min. Count	Alpha Inst. Code	Contact Gross 1 min. Count	Beta Inst. Code	Scan Contact Gross CPM		Removable DPM/100 cm2	Alpha Count	Removable DPM/100 cm2	Beta Count	Comments
	X	Y	uR/hr	Code	mR/hr	Code	Alpha	Beta	Code	Max Beta	Avg Beta	Alpha	Code	Beta	Code		
FLOOR, CONCRETE	1	-1.5	5	23	0.01	22	4	7	414	12	443	360	-0.82	2	-1.52	3	WORN PAINT
FLOOR, CONCRETE	3	-1.5	5	23	0.018	22	0	7	381	12	529	400	-0.82	2	-4.21	3	WORN PAINT
FLOOR, CONCRETE	4.5	-1	5	23	0.013	22	4	7	386	12	546	414	-0.82	2	-1.52	3	WORN PAINT



**LB5100-W Low Background Counting System -- Smear Analysis**

Date: 2/16/95  
 Counting Unit id: 1  
 Data file name: C:\LBXL\UNIT1\B01-107.XLD  
 Batch Ended: 2/16/95 9:37  
 Crosstalk Correction: Not Applied

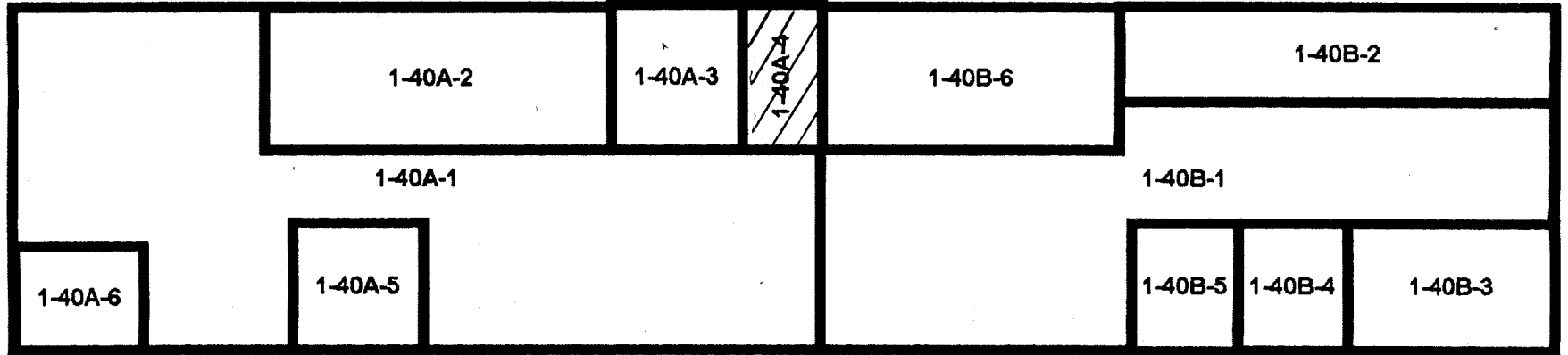
Alpha activity action level (DPM): 20.00  
 Beta activity action level (DPM): 200.00  
 Certainty level for MDA and flags: 95.00%  
 High Voltage Setting: 1410  
 Application Revision: 3  
 Application Version: Standard

Alpha efficiency log file: th230ab Alpha Efficiency: 33.88% Alpha to Beta Crosstalk: 24.12% Alpha Background (CPM): 0.278571429 Alpha Correction Factor: 1.000
Beta efficiency log file: tc99ab Beta Efficiency: 37.13% Beta into Alpha Crosstalk: 0.03% Beta Background (CPM): 2.064285714 Beta Correction Factor: 1.000
Count time (min)    Alpha CPM    Beta CPM    Completion Date - Time
2.00    -0.279    -0.56    2/16/95 9:32
2.00    -0.279    -1.56    2/16/95 9:35
2.00    -0.279    -0.56    2/16/95 9:37

Batch ID: Blairsville 1-40A-4

Carrier	Alpha Activity				Beta Activity			
	DPM	$\sigma$	flags	MDA	DPM	$\sigma$	flags	MDA
1	-0.822	1.48	<MDA	7.64	-1.52	2.36	<MDA	12.71
2	-0.822	1.48	<MDA	7.64	-4.21	1.39	<MDA	12.71
3	-0.822	1.48	<MDA	7.64	-1.52	2.36	<MDA	12.71

# UNIT 1-40A & B



# Blairsville Point Survey Form #003

Survey Serial #: **01-108**

Survey Section: **1**

Survey Unit: **40B**

Survey Sub-unit: **3**

Classification: **3**

Survey Type: **LOWER**

Survey Date: **1/5/95**

Count Date: **2/16/95**

Alpha Survey Instruments				
Inst. S/N	Inst. Code	Eff. %	Corr. Fac.	Bkg. CPM
1517	7	19.1	5.24	1

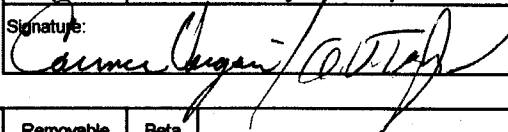
Beta Survey Instruments				
Inst. S/N	Inst. Code	Eff. %	Corr. Fac.	Bkg. CPM
1595	12	32.2	3.11	298

Gamma or Beta/Gamma Instruments			
Inst. S/N	Inst. Code	Bkg.	Detection Type
234	23	4	Gamma
1522	22	0.01	Beta / Gamma

Alpha Counting Instruments				
Inst. S/N	Inst. Code	Eff. %	Corr. Fac.	Bkg. CPM
13295	2	33.88	2.95	0.28

Beta Counting Instruments				
Inst. S/N	Inst. Code	Eff. %	Corr. Fac.	Bkg. CPM
13295	3	37.13	2.69	2.06

Surveyor: **C. Vergari / A. V. Taylor**

Signature: 

Surface Description	Coordinates		Gamma at 1m	Gamma Inst.	Beta/Gamma Contact	Beta/Gamma	Contact Gross 1 min. Count	Alpha Inst.	Contact Gross 1 min. Count	Beta Inst.	Scan Contact Gross CPM		Removable DPM/100 cm2	Alpha Count	Removable DPM/100 cm2	Beta Count	Comments
			uR/hr	Code	mR/hr	Code	Alpha	Code	Beta	Code	Max Beta	Avg Beta	Alpha	Beta	Code		
	X	Y	Code	Code	Code	Code	Code	Code	Code	Code	Code	Code	Code	Code	Code	Code	
FLOOR, CARPET	2.5	-2	4	23	0.012	22	4	7	281	12	359	250	-0.82	2	-1.52	3	
FLOOR, CARPET	4	-2	4	23	0.013	22	2	7	269	12	445	240	-0.82	2	-2.87	3	
FLOOR, CARPET	0.5	-4	4	23	0.008	22	3	7	300	12	385	270	0.65	2	-0.17	3	
FLOOR, CARPET	2.5	-4	4	23	0.009	22	1	7	273	12	366	220	-0.82	2	-4.21	3	
FLOOR, CARPET	3.5	-5	5	23	0.013	22	2	7	331	12	360	320	-0.82	2	-4.21	3	
FLOOR, CARPET	2.5	-6	5	23	0.005	22	4	7	307	12	345	280	-0.82	2	-5.56	3	
FLOOR, CARPET	0.5	-7	5	23	0.012	22	2	7	252	12	349	220	2.13	2	-1.52	3	
FLOOR, CARPET	2.5	-8	4	23	0.009	22	2	7	265	12	381	240	-0.82	2	-0.17	3	

**LB5100-W Low Background Counting System -- Smear Analysis**

Date: 2/16/95  
 Counting Unit id: 1  
 Data file name: C:\LBXL\UNIT1\B01-108.XLD  
 Batch Ended: 2/16/95 9:54  
 Crosstalk Correction: Not Applied

Alpha activity action level (DPM): 20.00  
 Beta activity action level (DPM): 200.00  
 Certainty level for MDA and flags: 95.00%  
 High Voltage Setting: 1410

Application Revision: 3  
 Application Version: Standard

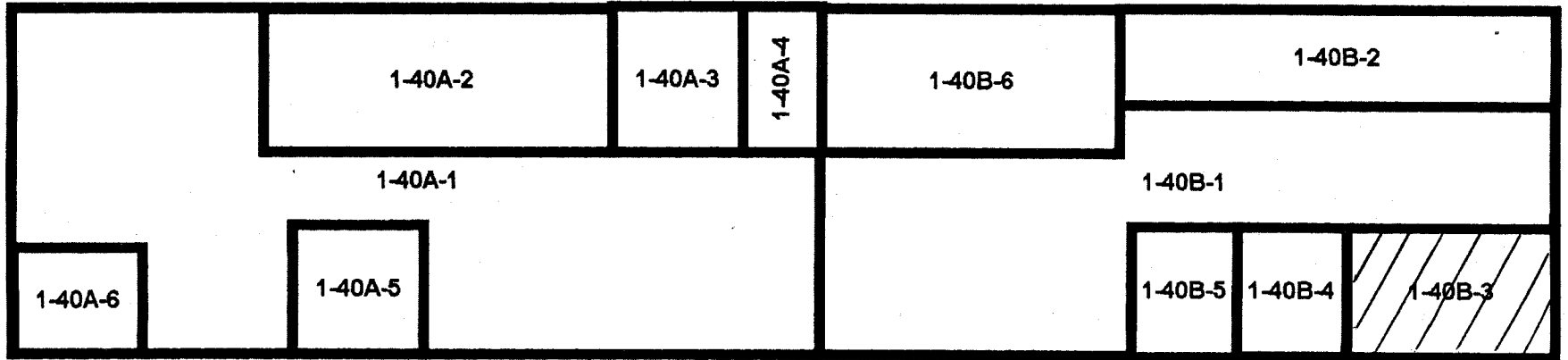
Alpha efficiency log file: th230ab  
 Alpha Efficiency: 33.88%  
 Alpha to Beta Crosstalk: 24.12%  
 Alpha Background (CPM): 0.278571429  
 Alpha Correction Factor: 1.000

Beta efficiency log file: tc99ab  
 Beta Efficiency: 37.13%  
 Beta into Alpha Crosstalk: 0.03%  
 Beta Background (CPM): 2.064285714  
 Beta Correction Factor: 1.000

Batch ID: Blairsville 1-40B-3

Carrier	Alpha Activity				Beta Activity				Count time (min)	Alpha CPM	Beta CPM	Completion Date - Time
	DPM	$\sigma$	flags	MDA	DPM	$\sigma$	flags	MDA				
4	-0.822	1.48	<MDA	7.64	-1.52	2.36	<MDA	12.71	2.00	-0.279	-0.56	2/16/95 9:39
5	-0.822	1.48	<MDA	7.64	-2.87	1.93	<MDA	12.71	2.00	-0.279	-1.06	2/16/95 9:41
6	0.654	1.48	<MDA	7.64	-0.17	2.71	<MDA	12.71	2.00	0.221	-0.06	2/16/95 9:43
7	-0.822	1.48	<MDA	7.64	-4.21	1.39	<MDA	12.71	2.00	-0.279	-1.56	2/16/95 9:46
8	-0.822	1.48	<MDA	7.64	-4.21	1.39	<MDA	12.71	2.00	-0.279	-1.56	2/16/95 9:48
9	-0.822	1.48	<MDA	7.64	-5.56	1.39	<MDA	12.71	2.00	-0.279	-2.06	2/16/95 9:50
10	2.129	2.09	<AL	7.64	-1.52	2.36	<MDA	12.71	2.00	0.721	-0.56	2/16/95 9:52
11	-0.822	1.48	<MDA	7.64	-0.17	2.71	<MDA	12.71	2.00	-0.279	-0.06	2/16/95 9:54

# UNIT 1-40A & B



# Blairsville Point Survey Form #003

Survey Serial #:	01-109
Survey Section:	1
Survey Unit:	40B
Survey Sub-unit:	4

Alpha Survey Instruments				
Inst. S/N	Inst. Code	Eff. %	Corr. Fac.	Bkg. CPM
1517	7	19.1	5.24	3

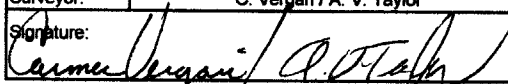
Beta Survey Instruments				
Inst. S/N	Inst. Code	Eff. %	Corr. Fac.	Bkg. CPM
1595	12	32.2	3.11	346

Gamma or Beta/Gamma Instruments			
Inst. S/N	Inst. Code	Bkg.	Detection Type
234	23	4	Gamma
1522	22	0.009	Beta / Gamma

Classification:	3
Survey Type:	LOWER

Alpha Counting Instruments				
Inst. S/N	Inst. Code	Eff. %	Corr. Fac.	Bkg. CPM
13295	2	33.88	2.95	0.28

Beta Counting Instruments				
Inst. S/N	Inst. Code	Eff. %	Corr. Fac.	Bkg. CPM
13295	3	37.13	2.69	2.06

Surveyor:	C. Vergari / A. V. Taylor
Signature:	

Surface Description	Coordinates		Gamma at 1m	Gamma Inst.	Beta/Gamma Contact	Beta/Gamma	Contact Gross 1 min. Count	Alpha Inst.	Contact Gross 1 min. Count	Beta Inst.	Scan Contact Gross CPM		Removable DPM/100 cm2	Alpha Count	Removable DPM/100 cm2	Beta Count	Comments
	X	Y	uR/hr	Code	mR/hr	Code	Alpha	Beta	Code	Max Beta	Avg Beta	Alpha	Beta	Code	Code		
FLOOR, CARPET	2.5	-1	5	23	0.015	22	4	7	291	12	287	220	0.65	2	-2.87	3	
FLOOR, CARPET	1	-2	5	23	0.008	22	3	7	279	12	378	250	-0.82	2	-4.21	3	
FLOOR, CARPET	3.5	-2	5	23	0.016	22	0	7	259	12	287	220	2.13	2	-1.52	3	

**LB5100-W Low Background Counting System -- Smear Analysis**

Date: 2/16/95  
 Counting Unit id: 1  
 Data file name: C:\LBXL\UNIT1\B01-109.XLD  
 Batch Ended: 2/16/95 10:01  
 Crosstalk Correction: Not Applied

Alpha activity action level (DPM): 20.00  
 Beta activity action level (DPM): 200.00  
 Certainty level for MDA and flags: 95.00%  
 High Voltage Setting: 1410

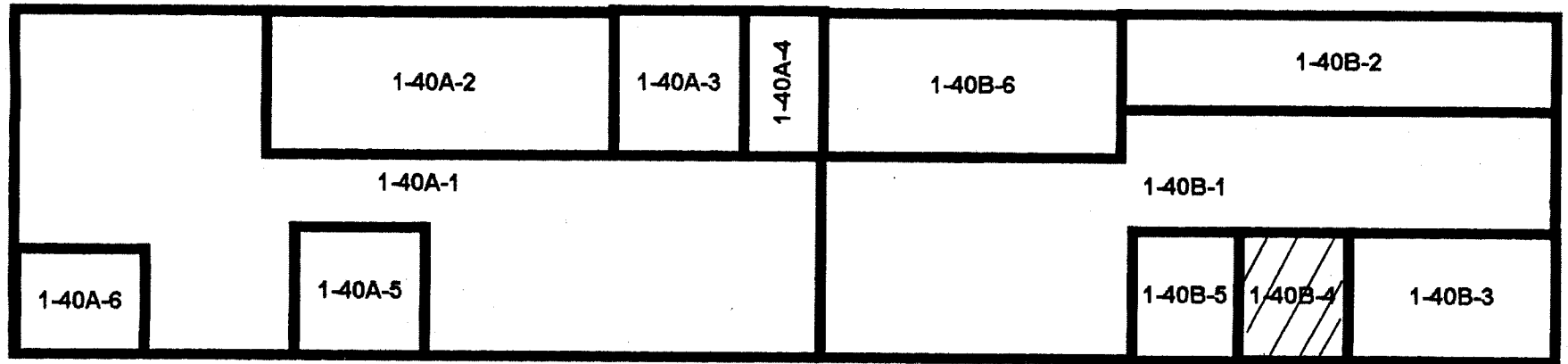
Application Revision: 3  
 Application Version: Standard

Batch ID: Blairsville 1-40B-4

Carrier	Alpha Activity				Beta Activity				Count time (min)	Alpha CPM	Beta CPM	Completion Date - Time
	DPM	$\sigma$	flags	MDA	DPM	$\sigma$	flags	MDA				
12	0.654	1.48	<MDA	7.64	-2.87	1.93	<MDA	12.71	2.00	0.221	-1.06	2/16/95 9:57
13	-0.822	1.48	<MDA	7.64	-4.21	1.39	<MDA	12.71	2.00	-0.279	-1.56	2/16/95 9:59
14	2.129	2.09	<AL	7.64	-1.52	2.36	<MDA	12.71	2.00	0.721	-0.56	2/16/95 10:01

Alpha efficiency log file: th230ab Alpha Efficiency: 33.88% Alpha to Beta Crosstalk: 24.12% Alpha Background (CPM): 0.278571429 Alpha Correction Factor: 1.000
Beta efficiency log file: tc99ab Beta Efficiency: 37.13% Beta Into Alpha Crosstalk: 0.03% Beta Background (CPM): 2.064285714 Beta Correction Factor: 1.000

# UNIT 1-40A & B





# Blairsville Point Survey Form #003

Survey Serial #:	01-110
Survey Section:	1
Survey Unit:	40B
Survey Sub-unit:	5

Alpha Survey Instruments				
Inst. S/N	Inst. Code	Eff. %	Corr. Fac.	Bkg. CPM
1517	7	19.1	5.24	0


Beta Survey Instruments				
Inst. S/N	Inst. Code	Eff. %	Corr. Fac.	Bkg. CPM
1595	12	32.2	3.11	299

Gamma or Beta/Gamma Instruments			
Inst. S/N	Inst. Code	Bkg.	Detection Type
234	23	5	Gamma
1522	22	0.007	Beta / Gamma

Classification:	3
Survey Type:	LOWER
Survey Date:	1/5/95
Count Date:	2/16/95

Alpha Counting Instruments				
Inst. S/N	Inst. Code	Eff. %	Corr. Fac.	Bkg. CPM
13295	2	33.88	2.95	0.28

Beta Counting Instruments				
Inst. S/N	Inst. Code	Eff. %	Corr. Fac.	Bkg. CPM
13295	3	37.13	2.69	2.06

Surveyor:	C. Vergari / A. V. Taylor
Signature:	

Surface Description	Coordinates		Gamma at 1m	Gamma Inst.	Beta/Gamma Contact	Beta/Gamma Code	Contact Gross 1 min. Count	Alpha Inst. Code	Contact Gross 1 min. Count	Beta Inst. Code	Scan Contact Gross CPM		Removable DPM/100 cm2	Alpha Count	Removable DPM/100 cm2	Beta Count	Comments
	X	Y	uR/hr	Code	mR/hr	Code	Alpha	Beta	Code	Code	Max Beta	Avg Beta	Alpha	Beta	Code		
FLOOR, CARPET	3	-1	5	23	0.014	22	1	7	255	12	328	240	-0.82	2	-2.87	3	
FLOOR, CARPET	1	-1.5	6	23	0.011	22	3	7	258	12	349	260	-0.82	2	-0.17	3	
FLOOR, CARPET	1	-3	6	23	0.007	22	4	7	297	12	405	240	0.65	2	1.17	3	

**LB5100-W Low Background Counting System – Smear Analysis**

Date: 2/16/95  
 Counting Unit id: 1  
 Data file name: C:\LBXL\UNIT1\B01-110.XLD  
 Batch Ended: 2/16/95 10:08  
 Crosstalk Correction: Not Applied

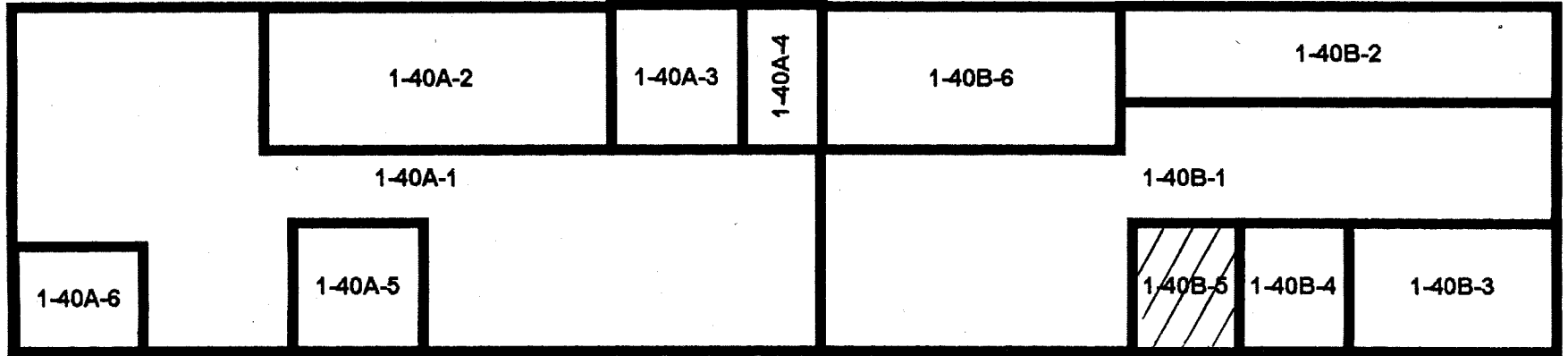
Alpha activity action level (DPM): 20.00  
 Beta activity action level (DPM): 200.00  
 Certainty level for MDA and flags: 95.00%  
 High Voltage Setting: 1410  
 Application Revision: 3  
 Application Version: Standard

Alpha efficiency log file: th230ab Alpha Efficiency: 33.88% Alpha to Beta Crosstalk: 24.12% Alpha Background (CPM): 0.278571429 Alpha Correction Factor: 1.000			
Beta efficiency log file: tc99ab Beta Efficiency: 37.13% Beta into Alpha Crosstalk: 0.03% Beta Background (CPM): 2.064285714 Beta Correction Factor: 1.000			
Count time (min)	Alpha CPM	Beta CPM	Completion Date - Time
2.00	-0.279	-1.06	2/16/95 10:03
2.00	-0.279	-0.06	2/16/95 10:05
2.00	0.221	0.44	2/16/95 10:08

Batch ID: Blairsville 1-40B-5

Carrier	Alpha Activity				Beta Activity			
	DPM	$\sigma$	flags	MDA	DPM	$\sigma$	flags	MDA
16	-0.822	1.48	<MDA	7.64	-2.87	1.93	<MDA	12.71
15	-0.822	1.48	<MDA	7.64	-0.17	2.71	<MDA	12.71
17	0.654	1.48	<MDA	7.64	1.17	3.03	<MDA	12.71

# UNIT 1-40A & B



# Blairsville Point Survey Form #003

Survey Serial #:	01-111
Survey Section:	1
Survey Unit:	40A
Survey Sub-unit:	3

Alpha Survey Instruments				
Inst. S/N	Inst. Code	Eff. %	Corr. Fac.	Bkg. CPM
1517	7	19.1	5.24	2


Beta Survey Instruments				
Inst. S/N	Inst. Code	Eff. %	Corr. Fac.	Bkg. CPM
1595	12	32.2	3.11	381

Gamma or Beta/Gamma Instruments			
Inst. S/N	Inst. Code	Bkg.	Detection Type
1522	22	0.009	Beta / Gamma
234	23	5	Gamma

Classification:	3
Survey Type:	LOWER
Survey Date:	1/5/95
Count Date:	2/16/95

Alpha Counting Instruments				
Inst. S/N	Inst. Code	Eff. %	Corr. Fac.	Bkg. CPM
13295	2	33.88	2.95	0.28

Beta Counting Instruments				
Inst. S/N	Inst. Code	Eff. %	Corr. Fac.	Bkg. CPM
13295	3	37.13	2.69	2.06

Surveyor:	C. Vergari / A. V. Taylor
Signature:	

Surface Description	Coordinates		Gamma at 1m	Gamma Inst.	Beta/Gamma Contact	Beta/Gamma	Contact Gross 1 min. Count	Alpha Inst.	Contact Gross 1 min. Count	Beta Inst.	Scan Contact Gross CPM		Removable DPM/100 cm2	Alpha Count	Removable DPM/100 cm2	Beta Count	Comments
	X	Y	uR/hr	Code	mR/hr	Code	Alpha	Code	Beta	Code	Max Beta	Avg Beta	Alpha	Code	Beta	Code	
	FLOOR, CONCRETE	2	-2	4	23	0.009	22	2	7	328	12	1140	350	0.65	2	-2.87	
FLOOR, CONCRETE	4	-2	5	23	0.009	22	1	7	341	12	457	320	-0.82	2	2.52	3	PAINTED
FLOOR, CONCRETE	2	-4	5	23	0.015	22	2	7	358	12	413	300	-0.82	2	-5.56	3	PAINTED
FLOOR, CONCRETE	4	-4	5	23	0.012	22	2	7	351	12	452	310	0.65	2	-2.87	3	PAINTED
FLOOR, CONCRETE	0.5	-4.5	5	23	0.006	22	2	7	291	12	382	260	-0.82	2	-2.87	3	PAINTED
FLOOR, CONCRETE	0.5	-2.6	5	23	0.024	22	0	7	924	12	1130	415	0.65	2	1.17	3	PAINTED

**LB5100-W Low Background Counting System -- Smear Analysis**

Date: 2/16/95  
 Counting Unit id: 1  
 Data file name: C:\LBXL\UNIT1\B01-111.XLD  
 Batch Ended: 2/16/95 10:21  
 Crosstalk Correction: Not Applied

Alpha activity action level (DPM): 20.00  
 Beta activity action level (DPM): 200.00  
 Certainty level for MDA and flags: 95.00%  
 High Voltage Setting: 1410  
 Application Revision: 3  
 Application Version: Standard

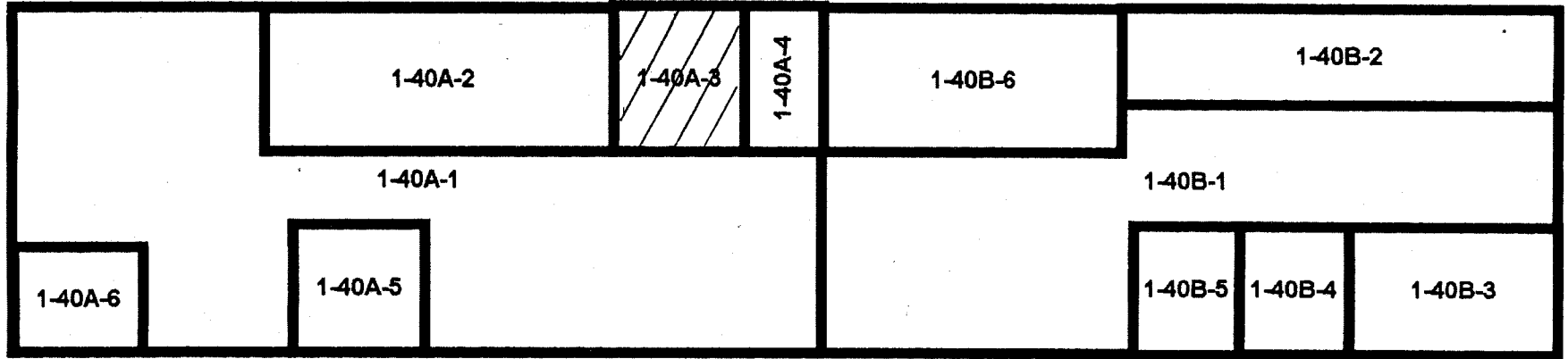
Alpha efficiency log file: th230ab  
 Alpha Efficiency: 33.88%  
 Alpha to Beta Crosstalk: 24.12%  
 Alpha Background (CPM): 0.278571429  
 Alpha Correction Factor: 1.000

Beta efficiency log file: tc99ab  
 Beta Efficiency: 37.13%  
 Beta into Alpha Crosstalk: 0.03%  
 Beta Background (CPM): 2.064285714  
 Beta Correction Factor: 1.000

Batch ID: 1-40A-3

Carrier	Alpha Activity				Beta Activity				Count time (min)	Alpha CPM	Beta CPM	Completion Date - Time
	DPM	$\sigma$	flags	MDA	DPM	$\sigma$	flags	MDA				
18	0.654	1.48	<MDA	7.64	-2.87	1.93	<MDA	12.71	2.00	0.221	-1.06	2/16/95 10:10
19	-0.822	1.48	<MDA	7.64	2.52	3.32	<MDA	12.71	2.00	-0.279	0.94	2/16/95 10:12
20	-0.822	1.48	<MDA	7.64	-5.56	1.39	<MDA	12.71	2.00	-0.279	-2.06	2/16/95 10:14
21	0.654	1.48	<MDA	7.64	-2.87	1.93	<MDA	12.71	2.00	0.221	-1.06	2/16/95 10:16
22	-0.822	1.48	<MDA	7.64	-2.87	1.93	<MDA	12.71	2.00	-0.279	-1.06	2/16/95 10:19
23	0.654	1.48	<MDA	7.64	1.17	3.03	<MDA	12.71	2.00	0.221	0.44	2/16/95 10:21

# UNIT 1-40A & B



# Blairsville Point Survey Form #003

Survey Serial #:	01-112
------------------	--------

Survey Section:	1
Survey Unit:	25
Survey Sub-unit:	3

Classification:	3
Survey Type:	LOWER

Survey Date:	1/5/95
Count Date:	2/16/95


Alpha Survey Instruments				
Inst. S/N	Inst. Code	Eff. %	Corr. Fac.	Bkg. CPM
1517	7	19.1	5.24	4

Alpha Counting Instruments				
Inst. S/N	Inst. Code	Eff. %	Corr. Fac.	Bkg. CPM
13295	2	33.88	2.95	0.28

Beta Survey Instruments				
Inst. S/N	Inst. Code	Eff. %	Corr. Fac.	Bkg. CPM
1595	12	32.2	3.11	361

Beta Counting Instruments				
Inst. S/N	Inst. Code	Eff. %	Corr. Fac.	Bkg. CPM
13295	3	37.13	2.69	2.06

Gamma or Beta/Gamma Instruments			
Inst. S/N	Inst. Code	Bkg.	Detection Type
234	23	4	Gamma
1522	22	0.019	Beta / Gamma

Surveyor:	C. Vergari / A. V. Taylor
Signature:	

Surface Description	Coordinates		Gamma at 1m	Gamma Inst.	Beta/Gamma Contact	Beta/Gamma Code	Contact Gross 1 min. Count	Alpha Inst.	Contact Gross 1 min. Count	Beta Inst.	Scan Contact Gross CPM		Removable DPM/100 cm2	Alpha Count	Removable DPM/100 cm2	Beta Count	Comments
	X	Y	uR/hr	Code	mR/hr	Code	Alpha	Code	Beta	Code	Max Beta	Avg Beta	Alpha	Code	Beta	Code	
FLOOR, CONCRETE	1	-2	3	23	0.014	22	6	7	339	12	405	310	-0.82	2	-0.17	3	PAINTED
FLOOR, CONCRETE	1	-4	4	23	0.012	22	3	7	362	12	411	340	0.65	2	-0.17	3	PAINTED
FLOOR, CONCRETE	3	-1.5	3	23	0.011	22	2	7	342	12	475	360	-0.82	2	2.52	3	PAINTED
FLOOR, CONCRETE	4.5	-1.5	4	23	0.012	22	3	7	355	12	347	340	-0.82	2	1.17	3	PAINTED
FLOOR, CONCRETE	3.5	-3.5	4	23	0.013	22	4	7	350	12	479	380	-0.82	2	-5.56	3	PAINTED
FLOOR, CONCRETE	5	-5.5	4	23	0.009	22	2	7	311	12	495	320	-0.82	2	-1.52	3	PAINTED
FLOOR, CONCRETE	5	-7.5	3	23	0.016	22	6	7	357	12	397	360	-0.82	2	-0.17	3	PAINTED
FLOOR, CONCRETE	3	-7.5	4	23	0.016	22	0	7	365	12	428	340	-0.82	2	-1.52	3	PAINTED
FLOOR, CONCRETE	1	-7.5	4	23	0.011	22	1	7	359	12	458	320		2		3	PAINTED

**LB5100-W Low Background Counting System – Smear Analysis**

Date: 2/16/95  
 Counting Unit id: 1  
 Data file name: C:\LBXL\UNIT1\B01-112.XLD  
 Batch Ended: 2/16/95 10:38  
 Crosstalk Correction: Not Applied

Alpha activity action level (DPM): 20.00  
 Beta activity action level (DPM): 200.00  
 Certainty level for MDA and flags: 95.00%  
 High Voltage Setting: 1410

Application Revision: 3  
 Application Version: Standard

Batch ID: Blairsville 1-25-3

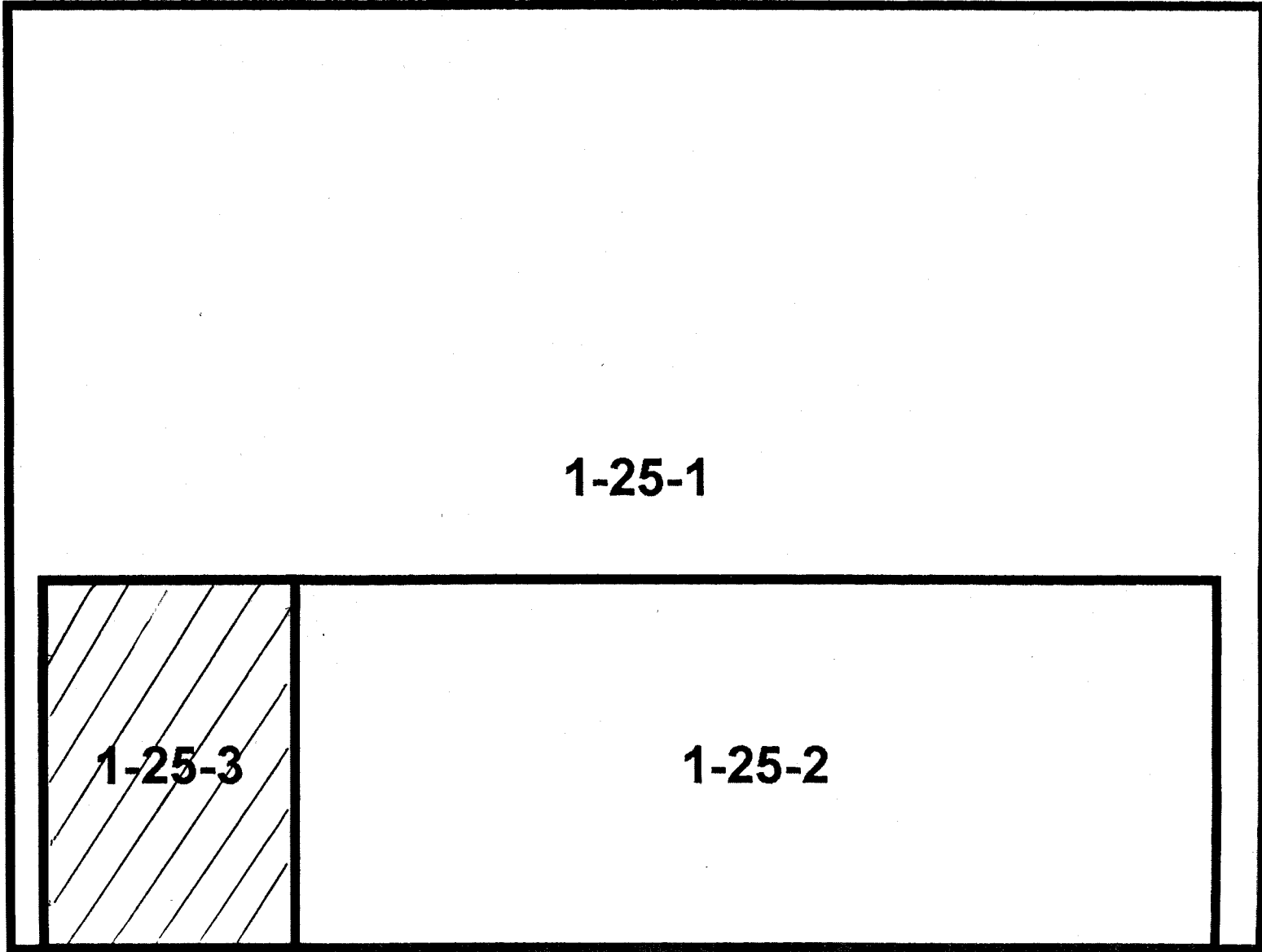
Alpha efficiency log file: th230ab			
Alpha Efficiency: 33.88%			
Alpha to Beta Crosstalk: 24.12%			
Alpha Background (CPM): 0.278571429			
Alpha Correction Factor: 1.000			
Beta efficiency log file: tc99ab			
Beta Efficiency: 37.13%			
Beta into Alpha Crosstalk: 0.03%			
Beta Background (CPM): 2.064285714			
Beta Correction Factor: 1.000			
Count time (min)	Alpha CPM	Beta CPM	Completion Date - Time
2.00	-0.279	-0.06	2/16/95 10:23
2.00	0.221	-0.06	2/16/95 10:25
2.00	-0.279	0.94	2/16/95 10:27
2.00	-0.279	0.44	2/16/95 10:30
2.00	-0.279	-2.06	2/16/95 10:32
2.00	-0.279	-0.56	2/16/95 10:34
2.00	-0.279	-0.06	2/16/95 10:36
2.00	-0.279	-0.56	2/16/95 10:38

Carrier	Alpha Activity				Beta Activity			
	DPM	$\sigma$	flags	MDA	DPM	$\sigma$	flags	MDA
24	-0.822	1.48	<MDA	7.64	-0.17	2.71	<MDA	12.71
25	0.654	1.48	<MDA	7.64	-0.17	2.71	<MDA	12.71
26	-0.822	1.48	<MDA	7.64	2.52	3.32	<MDA	12.71
27	-0.822	1.48	<MDA	7.64	1.17	3.03	<MDA	12.71
28	-0.822	1.48	<MDA	7.64	-5.56	1.39	<MDA	12.71
29	-0.822	1.48	<MDA	7.64	-1.52	2.36	<MDA	12.71
30	-0.822	1.48	<MDA	7.64	-0.17	2.71	<MDA	12.71
31	-0.822	1.48	<MDA	7.64	-1.52	2.36	<MDA	12.71



MAIN BUILDING  
UNIT 1-25

NORTH →



# Blairsville Point Survey Form #003

Survey Serial #:	01-113
Survey Section:	1
Survey Unit:	40a
Survey Sub-unit:	6

Alpha Survey Instruments				
Inst. S/N	Inst. Code	Eff. %	Corr. Fac.	Bkg. CPM
1517	7	19.1	5.24	1

Beta Survey Instruments				
Inst. S/N	Inst. Code	Eff. %	Corr. Fac.	Bkg. CPM
1595	12	32.2	3.11	398


Gamma or Beta/Gamma Instruments			
Inst. S/N	Inst. Code	Bkg.	Detection Type
1522	22	0.022	Beta / Gamma
234	23	8	Gamma

Classification:	3
Survey Type:	lower

Alpha Counting Instruments				
Inst. S/N	Inst. Code	Eff. %	Corr. Fac.	Bkg. CPM
13295	2	33.88	2.95	0.28

Beta Counting Instruments				
Inst. S/N	Inst. Code	Eff. %	Corr. Fac.	Bkg. CPM
13295	3	37.13	2.69	2.06

Survey Date:	1/5/95
Count Date:	2/20/95

Surveyor:	V. Taylor/ C. Vergari
Signature:	

Surface Description	Coordinates		Gamma at 1m	Gamma Inst.	Beta/Gamma Contact	Beta/Gamma	Contact Gross	Alpha Inst.	Contact Gross	Beta Inst.	Scan Contact Gross CPM		Removable	Alpha	Removable	Beta	Comments
	X	Y	uR/hr	Code	mR/hr	Code	1 min. Count	Code	1 min. Count	Code	Max Beta	Avg Beta	DPM/100 cm2	Code	DPM/100 cm2	Code	
concrete floor	1	-1	9	23	0.016	22	1	7	383	12	492	350	0.65	2	-1.52	3	painted
concrete floor	2	-1	9	23	0.02	22	1	7	358	12	478	360	-0.82	2	-0.17	3	painted
concrete floor	1	-3	9	23	0.016	22	0	7	410	12	500	360	-0.82	2	1.17	3	painted
concrete floor	2.5	-4	10	23	0.017	22	1	7	390	12	525	380	0.65	2	-1.52	3	painted

**LB5100-W Low Background Counting System -- Smear Analysis**

Date: 2/20/95  
 Counting Unit id: 1  
 Data file name: C:\LBXL\UNIT1\B01-113.XLD  
 Batch Ended: 2/20/95 9:10  
 Crosstalk Correction: Not Applied

Alpha activity action level (DPM): 20.00  
 Beta activity action level (DPM): 200.00  
 Certainty level for MDA and flags: 95.00%  
 High Voltage Setting: 1410

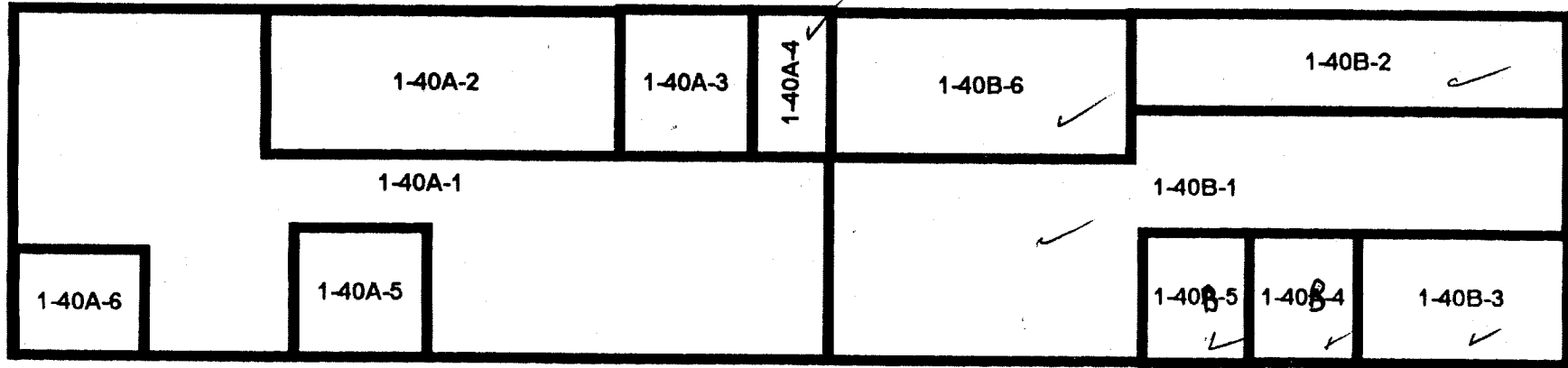
Application Revision: 3  
 Application Version: Standard

Alpha efficiency log file: th230ab Alpha Efficiency: 33.88% Alpha to Beta Crosstalk: 24.12% Alpha Background (CPM): 0.278571429 Alpha Correction Factor: 1.000
Beta efficiency log file: tc99ab Beta Efficiency: 37.13% Beta into Alpha Crosstalk: 0.03% Beta Background (CPM): 2.064285714 Beta Correction Factor: 1.000
Count time (min)    Alpha CPM    Beta CPM    Completion Date - Time
2.00    0.221    -0.56    2/20/95 9:04
2.00    -0.279    -0.06    2/20/95 9:06
2.00    -0.279    0.44    2/20/95 9:08
2.00    0.221    -0.56    2/20/95 9:10

Batch ID: Blairsville 1-40A-6

Carrier	Alpha Activity				Beta Activity			
	DPM	$\sigma$	flags	MDA	DPM	$\sigma$	flags	MDA
1	0.654	1.48	<MDA	7.64	-1.52	2.36	<MDA	12.71
2	-0.822	1.48	<MDA	7.64	-0.17	2.71	<MDA	12.71
3	-0.822	1.48	<MDA	7.64	1.17	3.03	<MDA	12.71
4	0.654	1.48	<MDA	7.64	-1.52	2.36	<MDA	12.71

# UNIT 1-40A & B



1296  
 40 FT-X

240  
 192  
 54  
 246

# Blairsville Point survey Form #003

Survey Serial #:	01-114
Survey Section:	1
Survey Unit:	25
Survey Sub-unit:	2

Alpha Survey Instruments				
Inst. S/N	Inst. Code	Eff. %	Corr. Fac.	Bkg. CPM
1517	7	19.1	5.24	3


Beta Survey Instruments				
Inst. S/N	Inst. Code	Eff. %	Corr. Fac.	Bkg. CPM
1595	12	32.2	3.11	378

Gamma or Beta/Gamma Instruments			
Inst. S/N	Inst. Code	Bkg.	Detection Type
234	23	4	Gamma
1522	22	0.009	Beta / Gamma

Classification:	3
Survey Type:	lower

Alpha Counting Instruments				
Inst. S/N	Inst. Code	Eff. %	Corr. Fac.	Bkg. CPM
13295	2	33.88	2.95	0.28

Beta Counting Instruments				
Inst. S/N	Inst. Code	Eff. %	Corr. Fac.	Bkg. CPM
13295	3	37.13	2.69	2.06

Surveyor:	V. Taylor/ C. Vergari
Signature:	

Surface Description	Coordinates		Gamma at 1m	Gamma Inst.	Beta/Gamma Contact	Beta/Gamma Code	Contact Gross 1 min. Count	Alpha Inst. Code	Contact Gross 1 min. Count	Beta Inst. Code	Scan Contact Gross CPM		Removable DPM/100 cm2	Alpha Count	Removable DPM/100 cm2	Beta Count	Comments
	X	Y	uR/hr	Code	mR/hr	Code	Alpha	Code	Beta	Code	Max Beta	Avg Beta	Alpha	Code	Beta	Code	
concrete floor	2	-2	3	23	0.014	22	3	7	364	12	463	280	0.65	2	-2.87	3	painted
concrete floor	2	-4	3	23	0.007	22	2	7	383	12	481	330	-0.82	2	-2.87	3	painted
concrete floor	2	-6	4	23	0.01	22	1	7	359	12	427	300	0.65	2	-2.87	3	painted
concrete floor	2	-8	4	23	0.01	22	5	7	346	12	423	300	-0.82	2	1.17	3	painted
concrete floor	2	-10	3	23	0.018	22	4	7	346	12	355	230	-0.82	2	-2.87	3	painted
concrete floor	2	-12	3	23	0.009	22	12	7	380	12	470	300	-0.82	2	-5.56	3	painted
concrete floor	2	-14	4	23	0.017	22	3	7	351	12	458	300	0.65	2	2.52	3	painted
concrete floor	4	-14	4	23	0.011	22	3	7	363	12	506	330	-0.82	2	2.52	3	painted
concrete floor	4	-10	3	23	0.013	22	2	7	325	12	402	290	-0.82	2	-1.52	3	painted
concrete floor	4	-6	4	23	0.009	22	3	7	353	12	487	340	-0.82	2	-1.52	3	painted
concrete floor	4	-2	4	23	0.007	22	2	7	376	12	373	285	-0.82	2	-1.52	3	painted

**LB5100-W Low Background Counting System – Smear Analysis**

Date: 2/20/95  
 Counting Unit id: 1  
 Data file name: C:\LBXL\UNIT1\B01-114.XLD  
 Batch Ended: 2/20/95 9:35  
 Crosstalk Correction: Not Applied

Alpha activity action level (DPM): 20.00  
 Beta activity action level (DPM): 200.00  
 Certainty level for MDA and flags: 95.00%  
 High Voltage Setting: 1410

Application Revision: 3  
 Application Version: Standard

Alpha efficiency log file: th230ab  
 Alpha Efficiency: 33.88%  
 Alpha to Beta Crosstalk: 24.12%  
 Alpha Background (CPM): 0.278571429  
 Alpha Correction Factor: 1.000

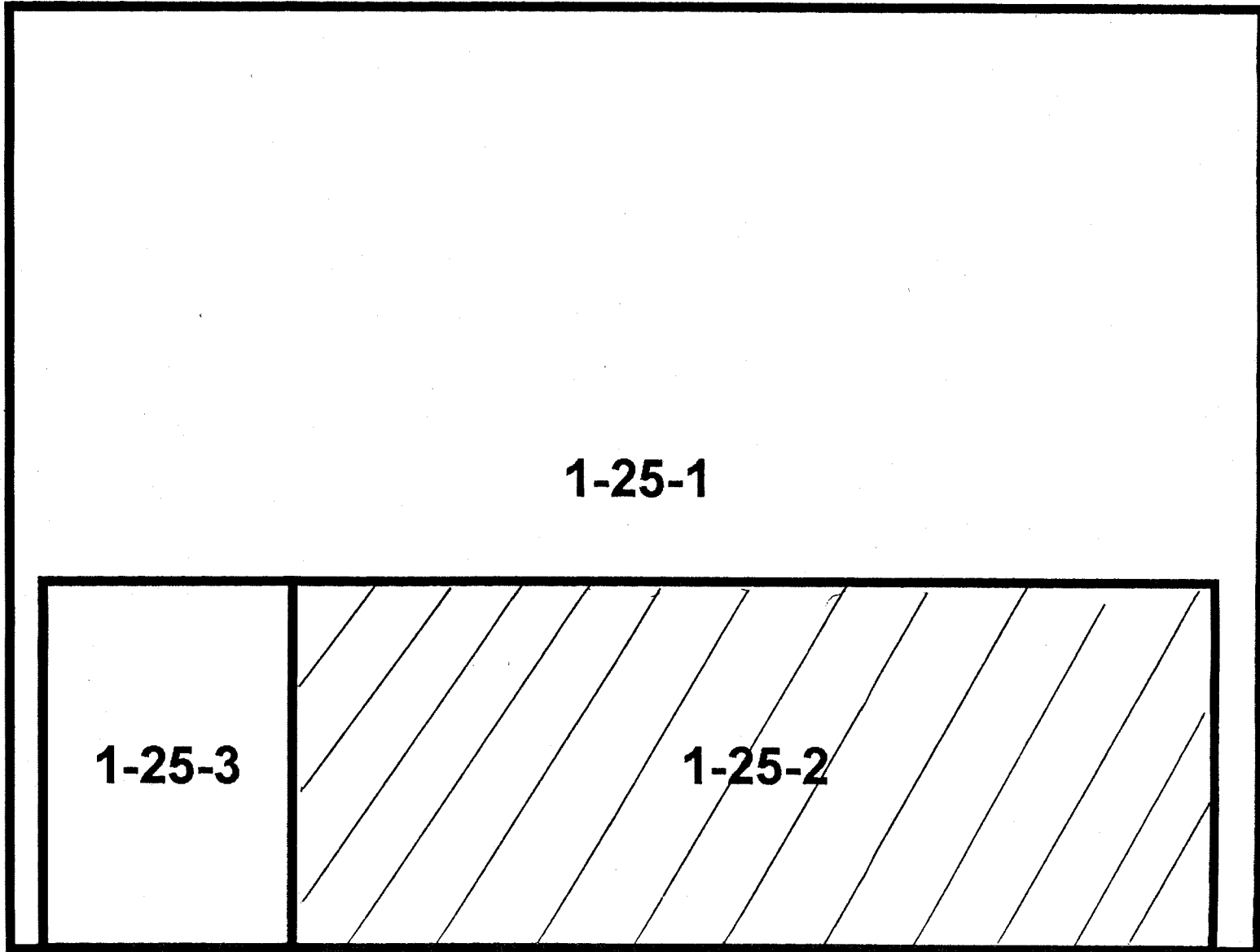
Beta efficiency log file: tc99ab  
 Beta Efficiency: 37.13%  
 Beta into Alpha Crosstalk: 0.03%  
 Beta Background (CPM): 2.064285714  
 Beta Correction Factor: 1.000

Batch ID: Blairsville 1-25-2

Carrier	Alpha Activity				Beta Activity				Count time (min)	Alpha CPM	Beta CPM	Completion Date - Time
	DPM	$\sigma$	flags	MDA	DPM	$\sigma$	flags	MDA				
5	0.654	1.48	<MDA	7.64	-2.87	1.93	<MDA	12.71	2.00	0.221	-1.06	2/20/95 9:12
6	-0.822	1.48	<MDA	7.64	-2.87	1.93	<MDA	12.71	2.00	-0.279	-1.06	2/20/95 9:15
7	0.654	1.48	<MDA	7.64	-2.87	1.93	<MDA	12.71	2.00	0.221	-1.06	2/20/95 9:17
8	-0.822	1.48	<MDA	7.64	1.17	3.03	<MDA	12.71	2.00	-0.279	0.44	2/20/95 9:19
9	-0.822	1.48	<MDA	7.64	-2.87	1.93	<MDA	12.71	2.00	-0.279	-1.06	2/20/95 9:21
10	-0.822	1.48	<MDA	7.64	-5.56	1.39	<MDA	12.71	2.00	-0.279	-2.06	2/20/95 9:23
11	0.654	1.48	<MDA	7.64	2.52	3.32	<MDA	12.71	2.00	0.221	0.94	2/20/95 9:26
12	-0.822	1.48	<MDA	7.64	2.52	3.32	<MDA	12.71	2.00	-0.279	0.94	2/20/95 9:28
13	-0.822	1.48	<MDA	7.64	-1.52	2.36	<MDA	12.71	2.00	-0.279	-0.56	2/20/95 9:30
14	-0.822	1.48	<MDA	7.64	-1.52	2.36	<MDA	12.71	2.00	-0.279	-0.56	2/20/95 9:32
15	-0.822	1.48	<MDA	7.64	-1.52	2.36	<MDA	12.71	2.00	-0.279	-0.56	2/20/95 9:35

MAIN BUILDING  
UNIT 1-25

NORTH →



1-25-1

1-25-3

1-25-2

# Blairsville Point Survey Form #003

Survey Serial #:	01-115
------------------	--------

Survey Section:	1
-----------------	---

Survey Unit:	5
--------------	---

Survey Sub-unit:	2
------------------	---

Classification:	5
-----------------	---

Survey Type:	lower
--------------	-------

Survey Date:	1/5/95
--------------	--------

Count Date:	2/20/95
-------------	---------

Alpha Survey Instruments				
Inst. S/N	Inst. Code	Eff. %	Corr. Fac.	Bkg. CPM
1510	6	23.6	4.24	7


Alpha Counting Instruments				
Inst. S/N	Inst. Code	Eff. %	Corr. Fac.	Bkg. CPM
13295	2	33.88	2.95	0.28

Beta Survey Instruments				
Inst. S/N	Inst. Code	Eff. %	Corr. Fac.	Bkg. CPM
1593	11	37.5	2.67	623

Beta Counting Instruments				
Inst. S/N	Inst. Code	Eff. %	Corr. Fac.	Bkg. CPM
13295	3	37.13	2.69	2.06

Gamma or Beta/Gamma Instruments			
Inst. S/N	Inst. Code	Bkg.	Detection Type
234	23	18	Gamma
1522	22	0.028	Beta / Gamma

Surveyor:	V. Taylor / C. Vergari
-----------	------------------------

Signature: 

Surface Description	Coordinates		Gamma at 1m	Gamma Inst.	Beta/Gamma Contact	Beta/Gamma	Contact Gross 1 min. Count	Alpha Inst.	Contact Gross 1 min. Count	Beta Inst.	Scan Contact Gross CPM		Removable DPM/100 cm2	Alpha Count	Removable DPM/100 cm2	Beta Count	Comments
	X	Y	uR/hr	Code	mR/hr	Code	Alpha	Code	Beta	Code	Max Beta	Avg Beta	Alpha	Code	Beta	Code	
DIRT FLOOR	0.7	0	20	23	0.027	22	8	6	555	11	888	470	0.65	2	1.17	3	
DIRT FLOOR	0.7	-1	17	23	0.028	22	4	6	795	11	785	500	-0.82	2	-0.17	3	
DIRT FLOOR	0.7	-2	16	23	0.016	22	3	6	479	11	695	430	0.65	2	3.87	3	
DIRT WALL	0.7	1	N/A	N/A	N/A	N/A	4	6	510	11	614	480	0.65	2	2.52	3	SOUTH WALL
DIRT WALL	0	2	N/A	N/A	N/A	N/A	2	6	467	11	632	440	-0.82	2	1.17	3	SOUTH WALL
DIRT WALL	1	2	N/A	N/A	N/A	N/A	6	6	636	11	623	580	2.13	2	3.87	3	SOUTH WALL
DIRT WALL	1	1	N/A	N/A	N/A	N/A	2	6	522	11	550	460	2.13	2	-0.17	3	WEST WALL
DIRT WALL	1	2	N/A	N/A	N/A	N/A	35	6	565	11	720	510	12.46	2	3.87	3	WEST WALL
DIRT WALL	2	1	N/A	N/A	N/A	N/A	3	6	493	11	646	480	0.65	2	5.21	3	WEST WALL
DIRT WALL	2	2	N/A	N/A	N/A	N/A	1	6	615	11	798	540	0.65	2	-1.52	3	WEST WALL
DIRT WALL	0.7	1	N/A	N/A	N/A	N/A	4	6	634	11	740	650	0.65	2	5.21	3	NORTH WALL
DIRT WALL	0.7	2	N/A	N/A	N/A	N/A	2	6	425	11	644	410	-0.82	2	-5.56	3	NORTH WALL
DIRT WALL	0	0	N/A	N/A	N/A	N/A	1	6	504	11	597	480	3.60	2	-1.52	3	EAST WALL
DIRT WALL	0	2	N/A	N/A	N/A	N/A	5	6	445	11	570	460	0.65	2	-4.21	3	EAST WALL
DIRT WALL	1	1	N/A	N/A	N/A	N/A	4	6	468	11	594	470	0.65	2	-2.87	3	EAST WALL
DIRT WALL	1	2	N/A	N/A	N/A	N/A	7	6	415	11	621	440	-0.82	2	1.17	3	EAST WALL
DIRT WALL	2	1	N/A	N/A	N/A	N/A	4	6	469	11	647	410	-0.82	2	-2.87	3	EAST WALL
DIRT WALL	2	2	N/A	N/A	N/A	N/A	4	6	482	11	502	450	-0.82	2	-0.17	3	EAST WALL



**LB5100-W Low Background Counting System – Smear Analysis**

Date: 2/20/95  
 Counting Unit id: 1  
 Data file name: C:\LBX\UNIT1\B01-115.XLD  
 Batch Ended: 2/20/95 10:14  
 Crosstalk Correction: Not Applied

Alpha activity action level (DPM): 20.00  
 Beta activity action level (DPM): 200.00  
 Certainty level for MDA and flags: 95.00%  
 High Voltage Setting: 1410

Application Revision: 3  
 Application Version: Standard


Alpha efficiency log file: th230ab  
 Alpha Efficiency: 33.88%  
 Alpha to Beta Crosstalk: 24.12%  
 Alpha Background (CPM): 0.278571429  
 Alpha Correction Factor: 1.000

Beta efficiency log file: tc99ab  
 Beta Efficiency: 37.13%  
 Beta into Alpha Crosstalk: 0.03%  
 Beta Background (CPM): 2.064285714  
 Beta Correction Factor: 1.000

Batch ID: Blairsville gage lab sump

Carrier	Alpha Activity				Beta Activity				Count time (min)	Alpha CPM	Beta CPM	Completion Date - Time
	DPM	$\sigma$	flags	MDA	DPM	$\sigma$	flags	MDA				
16	0.654	1.48	<MDA	7.64	1.17	3.03	<MDA	12.71	2.00	0.221	0.44	2/20/95 9:37
17	-0.822	1.48	<MDA	7.64	-0.17	2.71	<MDA	12.71	2.00	-0.279	-0.06	2/20/95 9:39
18	0.654	1.48	<MDA	7.64	3.87	3.58	<MDA	12.71	2.00	0.221	1.44	2/20/95 9:41
19	0.654	1.48	<MDA	7.64	2.52	3.32	<MDA	12.71	2.00	0.221	0.94	2/20/95 9:43
20	-0.822	1.48	<MDA	7.64	1.17	3.03	<MDA	12.71	2.00	-0.279	0.44	2/20/95 9:46
21	2.129	2.09	<AL	7.64	3.87	3.58	<MDA	12.71	2.00	0.721	1.44	2/20/95 9:48
22	2.129	2.09	<AL	7.64	-0.17	2.71	<MDA	12.71	2.00	0.721	-0.06	2/20/95 9:50
23	12.459	4.43	<AL	7.64	3.87	3.58	<MDA	12.71	2.00	4.221	1.44	2/20/95 9:52
24	0.654	1.48	<MDA	7.64	5.21	3.82	<AL	12.71	2.00	0.221	1.94	2/20/95 9:54
25	0.654	1.48	<MDA	7.64	-1.52	2.36	<MDA	12.71	2.00	0.221	-0.56	2/20/95 9:57
26	0.654	1.48	<MDA	7.64	5.21	3.82	<AL	12.71	2.00	0.221	1.94	2/20/95 9:59
27	-0.822	1.48	<MDA	7.64	-5.56	1.39	<MDA	12.71	2.00	-0.279	-2.06	2/20/95 10:01
28	3.605	2.56	<AL	7.64	-1.52	2.36	<MDA	12.71	2.00	1.221	-0.56	2/20/95 10:03
29	0.654	1.48	<MDA	7.64	-4.21	1.39	<MDA	12.71	2.00	0.221	-1.56	2/20/95 10:05
30	0.654	1.48	<MDA	7.64	-2.87	1.93	<MDA	12.71	2.00	0.221	-1.06	2/20/95 10:07
31	-0.822	1.48	<MDA	7.64	1.17	3.03	<MDA	12.71	2.00	-0.279	0.44	2/20/95 10:10
32	-0.822	1.48	<MDA	7.64	-2.87	1.93	<MDA	12.71	2.00	-0.279	-1.06	2/20/95 10:12
33	-0.822	1.48	<MDA	7.64	-0.17	2.71	<MDA	12.71	2.00	-0.279	-0.06	2/20/95 10:14

1-5-1

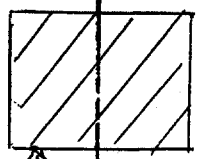


1-5-3

STANDARDS STORAGE ROOM

1-5-2

GAGE ROOM



PIT - POINT OF SURVEY

GRANITE BLOCK

MENS ROOM

1-5-4

SINK

WORK BENCH

STORAGE CABINET

WORK BENCH

WORK BENCH

WORK BENCH

WORK BENCH

WORK BENCH

STORAGE CABINET

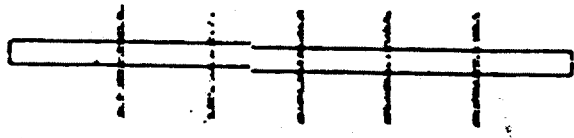
WORK BENCH

WORK BENCH

WORK BENCH

STORAGE CABINET

WARDENCE LATHE



# Blairsville Point Survey Form #003

Survey Serial #:	01-116
------------------	--------

Survey Section:	1
-----------------	---

Survey Unit:	18
--------------	----

Survey Sub-unit:	7
------------------	---

Classification:	3
-----------------	---

Survey Type:	LOWER
--------------	-------

Survey Date:	1/10/95
--------------	---------

Count Date:	2/20/95
-------------	---------

Alpha Survey Instruments				
Inst. S/N	Inst. Code	Eff. %	Corr. Fac.	Bkg. CPM
1517	7	19.1	5.24	14

Beta Survey Instruments				
Inst. S/N	Inst. Code	Eff. %	Corr. Fac.	Bkg. CPM
1595	12	32.2	3.11	446

Gamma or Beta/Gamma Instruments			
Inst. S/N	Inst. Code	Bkg.	Detection Type
234	23	6	Gamma
1522	22	0.013	Beta / Gamma

Alpha Counting Instruments				
Inst. S/N	Inst. Code	Eff. %	Corr. Fac.	Bkg. CPM
13295	2	33.88	2.95	0.28

Beta Counting Instruments				
Inst. S/N	Inst. Code	Eff. %	Corr. Fac.	Bkg. CPM
13295	3	37.13	2.69	2.06

Surveyor:	V. TAYLOR / J. SHOEMAKER
-----------	--------------------------

Signature: 

Surface Description	Coordinates		Gamma at 1m uR/hr	Gamma Inst. Code	Beta/Gamma Contact mR/hr	Beta/Gamma Code	Contact Gross 1 min. Count Alpha	Alpha Inst. Code	Contact Gross 1 min. Count Beta	Beta Inst. Code	Scan Contact Gross CPM		Removable DPM/100 cm2 Alpha	Alpha Count Code	Removable DPM/100 cm2 Beta	Beta Count Code	Comments
	X	Y									Max Beta	Avg Beta					
	CONCRETE FLOOR	2									-2	6					
CONCRETE FLOOR	3.5	-4	7	23	0.012	22	2	7	365	12	437	300	0.65	2	3.87	3	PAINTED
CONCRETE FLOOR	5	-1.5	6	23	0.01	22	1	7	377	12	459	320	-0.82	2	-0.17	3	PAINTED

**LB5100-W Low Background Counting System – Smear Analysis**

Date: 2/20/95  
 Counting Unit id: 1  
 Data file name: C:\LBXL\UNIT1\B01-116.XLD  
 Batch Ended: 2/20/95 10:23  
 Crosstalk Correction: Not Applied

Alpha activity action level (DPM): 20.00  
 Beta activity action level (DPM): 200.00  
 Certainty level for MDA and flags: 95.00%  
 High Voltage Setting: 1410

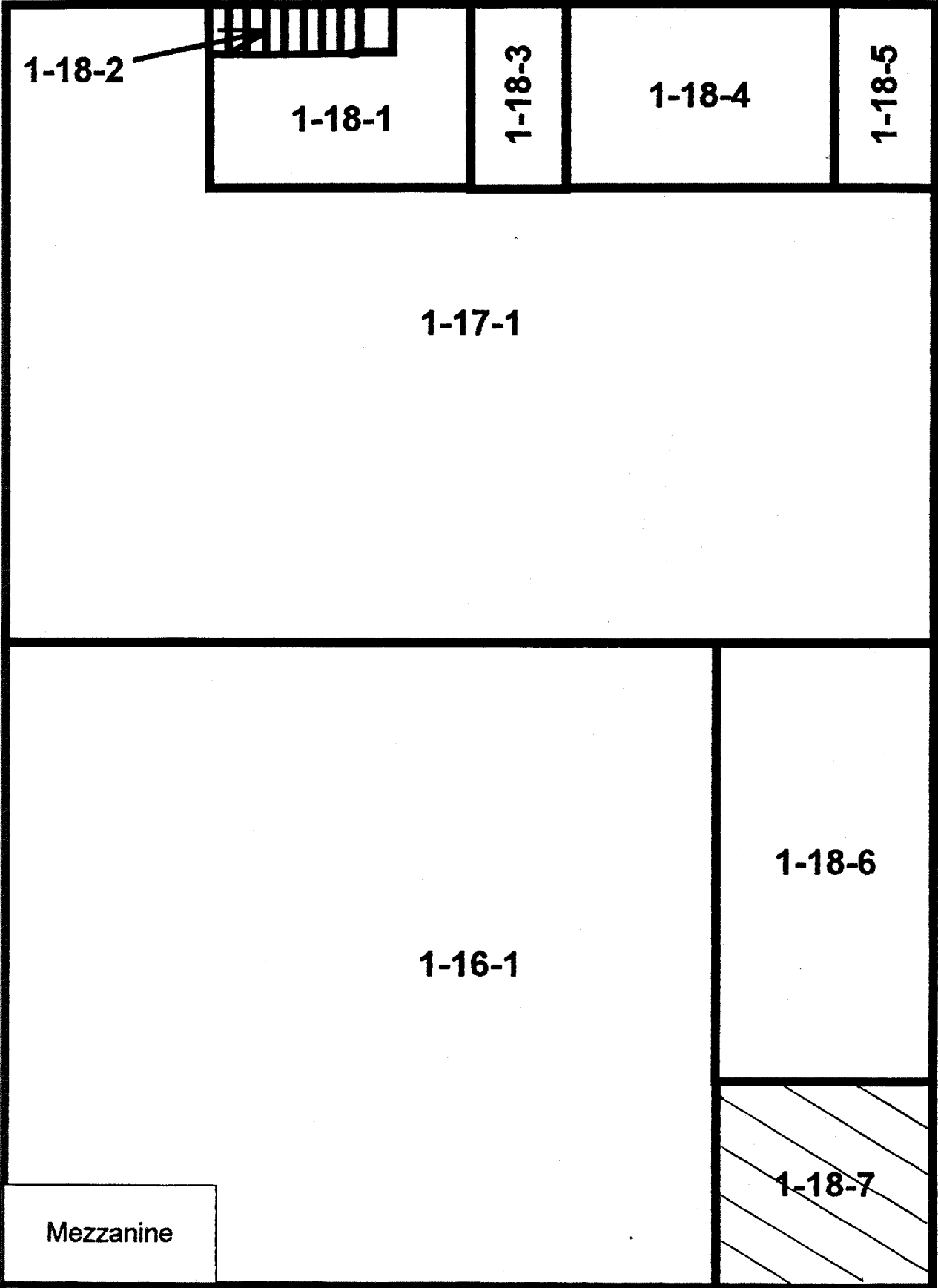
Application Revision: 3  
 Application Version: Standard

Batch ID: Blairsville 1-18-7

Carrier	Alpha Activity				Beta Activity				Count time (min)	Alpha CPM	Beta CPM	Completion Date - Time
	DPM	$\sigma$	flags	MDA	DPM	$\sigma$	flags	MDA				
40	0.654	1.48	<MDA	7.64	5.21	3.82	<AL	12.71	2.00	0.221	1.94	2/20/95 10:16
39	0.654	1.48	<MDA	7.64	3.87	3.58	<MDA	12.71	2.00	0.221	1.44	2/20/95 10:19
38	-0.822	1.48	<MDA	7.64	-0.17	2.71	<MDA	12.71	2.00	-0.279	-0.06	2/20/95 10:21
37	0.654	1.48	<MDA	7.64	-5.56	1.39	<MDA	12.71	2.00	0.221	-2.06	2/20/95 10:23

Alpha efficiency log file: th230ab Alpha Efficiency: 33.88% Alpha to Beta Crosstalk: 24.12% Alpha Background (CPM): 0.278571429 Alpha Correction Factor: 1.000
Beta efficiency log file: tc99ab Beta Efficiency: 37.13% Beta into Alpha Crosstalk: 0.03% Beta Background (CPM): 2.064285714 Beta Correction Factor: 1.000

**Units 1-16, 1-17, 1-18**



# Blairsville Point survey Form #003

Survey Serial #:	01-117
Survey Section:	1
Survey Unit:	18
Survey Sub-unit:	6

Alpha Survey Instruments				
Inst. S/N	Inst. Code	Eff. %	Corr. Fac.	Bkg. CPM
1517	7	19.1	5.24	3


Beta Survey Instruments				
Inst. S/N	Inst. Code	Eff. %	Corr. Fac.	Bkg. CPM
1595	12	32.2	3.11	392

Gamma or Beta/Gamma Instruments			
Inst. S/N	Inst. Code	Bkg.	Detection Type
234	23	6	Gamma
1522	22	0.012	Beta / Gamma

Classification:	3
Survey Type:	LOWER

Alpha Counting Instruments				
Inst. S/N	Inst. Code	Eff. %	Corr. Fac.	Bkg. CPM
13295	2	33.88	2.95	0.28

Beta Counting Instruments				
Inst. S/N	Inst. Code	Eff. %	Corr. Fac.	Bkg. CPM
13295	3	37.13	2.69	2.06

Surveyor:	V. TAYLOR/ J. SHOEMAKER
Signature:	

Surface Description	Coordinates		Gamma at 1m uR/hr	Gamma Inst. Code	Beta/Gamma Contact mR/hr	Beta/Gamma Code	Contact Gross 1 min. Count Alpha	Alpha Inst. Code	Contact Gross 1 min. Count Beta	Beta Inst. Code	Scan Contact Gross CPM		Removable DPM/100 cm2 Alpha	Alpha Count Code	Removable DPM/100 cm2 Beta	Beta Count Code	Comments
	X	Y									Max Beta	Avg Beta					
CONCRETE FLOOR	1	-4.5	6	23	0.013	22	7	7	367	12	510	325	-0.82	2	-1.52	3	PAINTED
CONCRETE FLOOR	2	-2	5	23	0.009	22	1	7	339	12	467	300	-0.82	2	-4.21	3	PAINTED
CONCRETE FLOOR	4	-1	5	23	0.009	22	5	7	372	12	478	320	0.65	2	3.87	3	PAINTED
CONCRETE FLOOR	6	-3	6	23	0.01	22	1	7	368	12	496	325	0.65	2	3.87	3	PAINTED
CONCRETE FLOOR	7.5	-2	5	23	0.009	22	2	7	376	12	439	300	2.13	2	1.17	3	PAINTED
CONCRETE FLOOR	9	-1	5	23	0.009	22	2	7	363	12	422	300	0.65	2	-2.87	3	PAINTED
CONCRETE FLOOR	10	-3.5	5	23	0.01	22	2	7	374	12	469	320	0.65	2	-1.52	3	PAINTED
CONCRETE FLOOR	11.5	-2	6	23	0.014	22	3	7	380	12	428	300	-0.82	2	-1.52	3	PAINTED

**LB5100-W Low Background Counting System -- Smear Analysis**

Date: 2/20/95  
 Counting Unit id: 1  
 Data file name: C:\LBXL\UNIT1\B01-117.XLD  
 Batch Ended: 2/20/95 10:41  
 Crosstalk Correction: Not Applied

Alpha activity action level (DPM): 20.00  
 Beta activity action level (DPM): 200.00  
 Certainty level for MDA and flags: 95.00%  
 High Voltage Setting: 1410

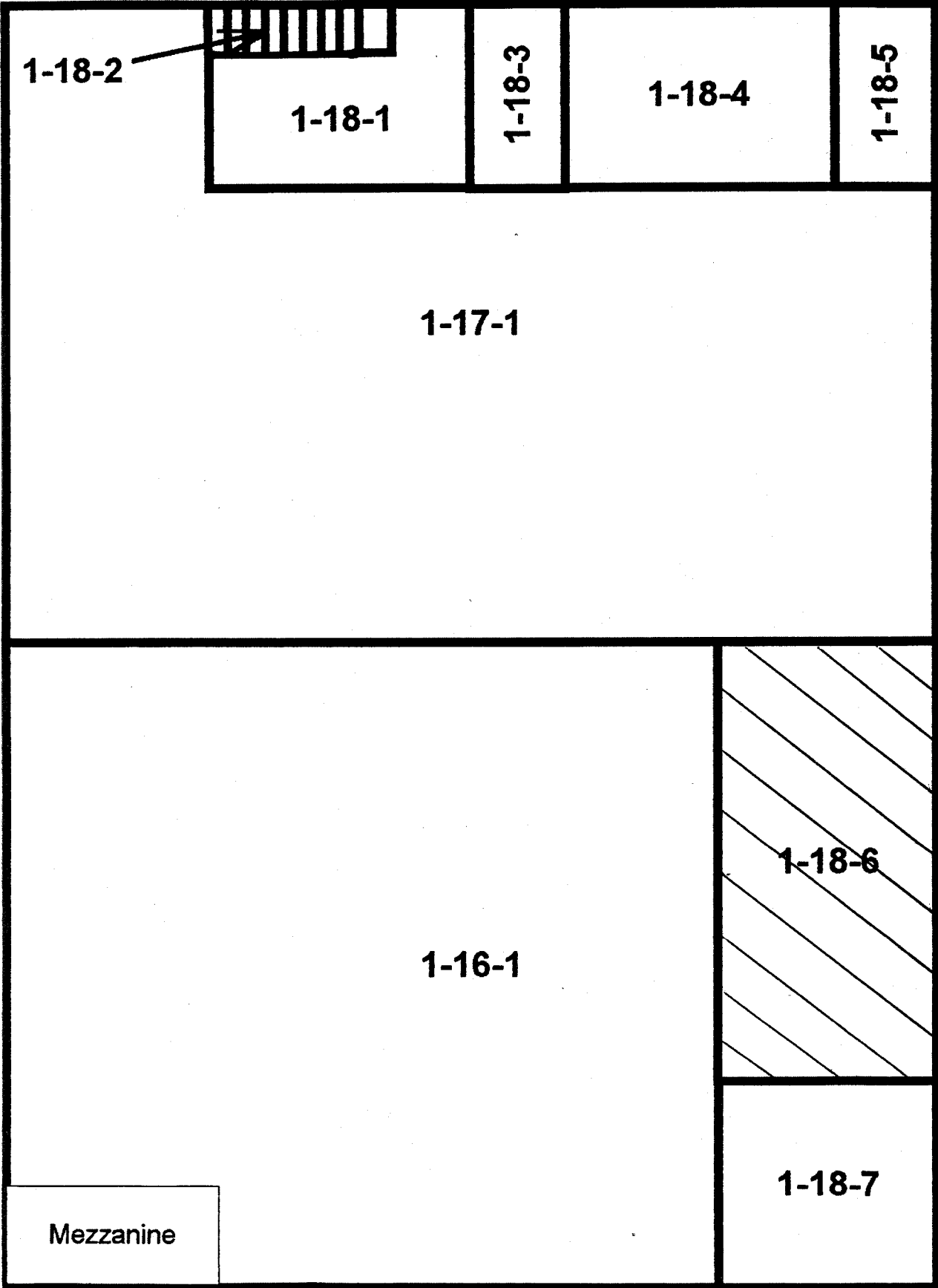
Application Revision: 3  
 Application Version: Standard

Batch ID: Blairsville 1-18-6

Alpha efficiency log file: th230ab Alpha Efficiency: 33.88% Alpha to Beta Crosstalk: 24.12% Alpha Background (CPM): 0.278571429 Alpha Correction Factor: 1.000
Beta efficiency log file: tc99ab Beta Efficiency: 37.13% Beta into Alpha Crosstalk: 0.03% Beta Background (CPM): 2.064285714 Beta Correction Factor: 1.000
Count time (min)    Alpha CPM    Beta CPM    Completion Date - Time
2.00    -0.279    -0.56    2/20/95 10:25
2.00    -0.279    -1.56    2/20/95 10:27
2.00    0.221    1.44    2/20/95 10:30
2.00    0.221    1.44    2/20/95 10:32
2.00    0.721    0.44    2/20/95 10:34
2.00    0.221    -1.06    2/20/95 10:36
2.00    0.221    -0.56    2/20/95 10:38
2.00    -0.279    -0.56    2/20/95 10:41

Carrier	Alpha Activity				Beta Activity			
	DPM	$\sigma$	flags	MDA	DPM	$\sigma$	flags	MDA
36	-0.822	1.48	<MDA	7.64	-1.52	2.36	<MDA	12.71
35	-0.822	1.48	<MDA	7.64	-4.21	1.39	<MDA	12.71
34	0.654	1.48	<MDA	7.64	3.87	3.58	<MDA	12.71
41	0.654	1.48	<MDA	7.64	3.87	3.58	<MDA	12.71
42	2.129	2.09	<AL	7.64	1.17	3.03	<MDA	12.71
43	0.654	1.48	<MDA	7.64	-2.87	1.93	<MDA	12.71
44	0.654	1.48	<MDA	7.64	-1.52	2.36	<MDA	12.71
45	-0.822	1.48	<MDA	7.64	-1.52	2.36	<MDA	12.71

**Units 1-16, 1-17, 1-18**



1-18-2

1-18-1

1-18-3

1-18-4

1-18-5

1-17-1

1-18-6

1-16-1

1-18-7

Mezzanine



# Blairsville Point Survey Form #003

Survey Serial #:	01-118
------------------	--------

Survey Section:	1
-----------------	---

Survey Unit:	49
--------------	----

Survey Sub-unit:	3
------------------	---

Classification:	3
-----------------	---

Survey Type:	lower
--------------	-------

Survey Date:	1/10/95
--------------	---------

Count Date:	2/21/95
-------------	---------


Alpha Survey Instruments				
Inst. S/N	Inst. Code	Eff. %	Corr. Fac.	Bkg. CPM
1517	7	19.1	5.24	3

Beta Survey Instruments				
Inst. S/N	Inst. Code	Eff. %	Corr. Fac.	Bkg. CPM
1595	12	32.2	3.11	390

Gamma or Beta/Gamma Instruments			
Inst. S/N	Inst. Code	Bkg.	Detection Type
234	23	5	Gamma
1522	22	0.016	Beta / Gamma

Alpha Counting Instruments				
Inst. S/N	Inst. Code	Eff. %	Corr. Fac.	Bkg. CPM
13295	2	33.88	2.95	0.28

Beta Counting Instruments				
Inst. S/N	Inst. Code	Eff. %	Corr. Fac.	Bkg. CPM
13295	3	37.13	2.69	2.06

Surveyor:	V. TAYLOR / J. SHOEMAKER
Signature:	

Surface Description	Coordinates		Gamma at 1m	Gamma Inst.	Beta/Gamma Contact	Beta/Gamma Code	Contact Gross 1 min. Count	Alpha Inst.	Contact Gross 1 min. Count	Beta Inst.	Scan Contact Gross CPM		Removable DPM/100 cm2	Alpha Count	Removable DPM/100 cm2	Beta Count	Comments
	X	Y	uR/hr	Code	mR/hr	Code	Alpha	Code	Beta	Code	Max Beta	Avg Beta	Alpha	Code	Beta	Code	
	CONCRETE FLOOR	2	-2	4	23	0.012	22	3	7	326	12	460	280	-0.82	2	-2.87	
CONCRETE FLOOR	4	-2	4	23	0.016	22	4	7	371	12	439	300	-0.82	2	-0.17	3	UNPAINTED
CONCRETE FLOOR	6	-2	4	23	0.01	22	4	7	358	12	422	300	-0.82	2	2.52	3	UNPAINTED
CONCRETE FLOOR	8	-2	5	23	0.011	22	6	7	390	12	479	280	-0.82	2	-1.52	3	UNPAINTED
CONCRETE FLOOR	10	-2	5	23	0.015	22	2	7	362	12	549	300	0.65	2	-2.87	3	UNPAINTED
CONCRETE FLOOR	2	-4	5	23	0.015	22	4	7	356	12	436	280	0.65	2	3.87	3	UNPAINTED
CONCRETE FLOOR	4	-4	5	23	0.017	22	5	7	378	12	442	275	0.65	2	-0.17	3	UNPAINTED
CONCRETE FLOOR	6	-4	5	23	0.018	22	4	7	368	12	450	280	2.13	2	-1.52	3	UNPAINTED
CONCRETE FLOOR	8	-4	5	23	0.009	22	4	7	388	12	450	340	-0.82	2	-1.52	3	UNPAINTED
CONCRETE FLOOR	10	-4	5	23	0.014	22	5	7	361	12	479	300	-0.82	2	-2.87	3	UNPAINTED
CONCRETE FLOOR	1	-1	5	23	0.012	22	2	7	328	12	490	300	-0.82	2	-0.17	3	UNPAINTED
CONCRETE FLOOR	2	-1	4	23	0.009	22	1	7	329	12	453	300	0.65	2	-0.17	3	UNPAINTED
CONCRETE FLOOR	3	-1	5	23	0.009	22	7	7	367	12	411	280	-0.82	2	2.52	3	UNPAINTED
CONCRETE FLOOR	4	-1	4	23	0.006	22	1	7	373	12	438	300	-0.82	2	1.17	3	UNPAINTED
CONCRETE FLOOR	5	-1	5	23	0.009	22	2	7	310	12	488	300	0.65	2	-1.52	3	UNPAINTED
CONCRETE FLOOR	6	-1	4	23	0.012	22	0	7	354	12	418	280	-0.82	2	-1.52	3	UNPAINTED
CONCRETE FLOOR	7	-1	4	23	0.007	22	2	7	360	12	426	320	-0.82	2	1.17	3	UNPAINTED
CONCRETE FLOOR	8	-1	5	23	0.009	22	3	7	360	12	452	300	-0.82	2	-4.21	3	UNPAINTED
CONCRETE FLOOR	9	-1	5	23	0.008	22	3	7	367	12	436	340	-0.82	2	-2.87	3	UNPAINTED
CONCRETE FLOOR	10	-1	5	23	0.009	22	0	7	429	12	440	380	-0.82	2	2.52	3	UNPAINTED
CONCRETE FLOOR	1	-2	6	23	0.004	22	2	7	355	12	391	290	-0.82	2	-4.21	3	UNPAINTED
CONCRETE FLOOR	3	-2	5	23	0.004	22	7	7	344	12	414	300	0.65	2	-0.17	3	UNPAINTED
CONCRETE FLOOR	5	-2	5	23	0.009	22	4	7	383	12	418	35	-0.82	2	-4.21	3	UNPAINTED

# Blairsville Point Survey Form #003

Survey Serial #: **01-118**

Survey Section: **1**

Survey Unit: **49**

Survey Sub-unit: **3**

Classification: **3**

Survey Type: **lower**

Survey Date: **1/10/95**

Count Date: **2/21/95**


Alpha Survey Instruments				
Inst. S/N	Inst. Code	Eff. %	Corr. Fac.	Bkg. CPM
1517	7	19.1	5.24	3

Beta Survey Instruments				
Inst. S/N	Inst. Code	Eff. %	Corr. Fac.	Bkg. CPM
1595	12	32.2	3.11	390

Gamma or Beta/Gamma Instruments			
Inst. S/N	Inst. Code	Bkg.	Detection Type
234	23	5	Gamma
1522	22	0.016	Beta / Gamma

Alpha Counting Instruments				
Inst. S/N	Inst. Code	Eff. %	Corr. Fac.	Bkg. CPM
13295	2	33.88	2.95	0.28

Beta Counting Instruments				
Inst. S/N	Inst. Code	Eff. %	Corr. Fac.	Bkg. CPM
13295	3	37.13	2.69	2.06

Surveyor: **V. TAYLOR/J. SHOEMAKER**  
 Signature: 

Surface Description	Coordinates		Gamma at 1m uR/hr	Gamma Inst. Code	Beta/Gamma Contact mR/hr	Beta/Gamma Code	Contact Gross 1 min. Count Alpha	Alpha Inst. Code	Contact Gross 1 min. Count Beta	Beta Inst. Code	Scan Contact Gross CPM		Removable DPM/100 cm2 Alpha	Alpha Count Code	Removable DPM/100 cm2 Beta	Beta Count Code	Comments
											Max Beta	Avg Beta					
	X	Y															
CONCRETE FLOOR	7	-2	4	23	0.011	22	4	7	344	12	494	300	-0.82	2	-2.87	3	UNPAINTED
CONCRETE FLOOR	9	-2	5	23	0.008	22	5	7	403	12	524	370	2.13	2	-2.87	3	UNPAINTED
CONCRETE FLOOR	1	-3	5	23	0.012	22	5	7	322	12	432	335	-0.82	2	5.21	3	UNPAINTED
CONCRETE FLOOR	2	-3	5	23	0.012	22	3	7	344	12	439	350	-0.82	2	2.52	3	UNPAINTED
CONCRETE FLOOR	3	-3	5	23	0.011	22	2	7	364	12	378	320	-0.82	2	2.52	3	UNPAINTED
CONCRETE FLOOR	4	-3	5	23	0.009	22	5	7	345	12	397	330	-0.82	2	-2.87	3	UNPAINTED
CONCRETE FLOOR	5	-3	4	23	0.007	22	3	7	343	12	419	310	-0.82	2	-1.52	3	UNPAINTED
CONCRETE FLOOR	6	-3	5	23	0.012	22	3	7	232	12	472	350	-0.82	2	1.17	3	UNPAINTED
CONCRETE FLOOR	7	-3	5	23	0.012	22	5	7	350	12	481	320	-0.82	2	-0.17	3	UNPAINTED
CONCRETE FLOOR	8	-3	5	23	0.012	22	2	7	261	12	440	340	0.65	2	-1.52	3	UNPAINTED
CONCRETE FLOOR	9	-3	5	23	0.008	22	5	7	380	12	484	350	-0.82	2	-1.52	3	UNPAINTED
CONCRETE FLOOR	10	-3	5	23	0.015	22	5	7	354	12	505	330	-0.82	2	-0.17	3	UNPAINTED
CONCRETE FLOOR	1	-4	5	23	0.01	22	1	7	395	12	434	320	0.65	2	-2.87	3	UNPAINTED
CONCRETE FLOOR	3	-4	5	23	0.018	22	7	7	379	12	415	335	-0.82	2	-0.17	3	UNPAINTED
CONCRETE FLOOR	5	-4	5	23	0.009	22	5	7	383	12	411	340	0.65	2	-1.52	3	UNPAINTED
CONCRETE FLOOR	7	-4	5	23	0.008	22	5	7	365	12	455	350	0.65	2	-1.52	3	UNPAINTED
CONCRETE FLOOR	9	-4	6	23	0.008	22	3	7	351	12	429	320	0.65	2	-1.52	3	UNPAINTED
CONCRETE FLOOR	1	-5	5	23	0.013	22	6	7	332	12	496	320	0.65	2	1.17	3	UNPAINTED
CONCRETE FLOOR	2	-5	5	23	0.016	22	5	7	376	12	486	300	0.65	2	-2.87	3	UNPAINTED
CONCRETE FLOOR	3	-5	6	23	0.016	22	4	7	380	12	481	310	-0.82	2	3.87	3	UNPAINTED
CONCRETE FLOOR	4	-5	5	23	0.013	22	2	7	322	12	471	310	-0.82	2	-1.52	3	UNPAINTED
CONCRETE FLOOR	5	-5	5	23	0.012	22	4	7	377	12	428	340	2.13	2	2.52	3	UNPAINTED
CONCRETE FLOOR	6	-5	5	23	0.018	22	5	7	361	12	474	340	-0.82	2	-1.52	3	UNPAINTED

## Blairsville Point Survey Form #003

Survey Serial #:	01-118
Survey Section:	1
Survey Unit:	49
Survey Sub-unit:	3

Alpha Survey Instruments				
Inst. S/N	Inst. Code	Eff. %	Corr. Fac.	Bkg. CPM
1517	7	19.1	5.24	3


Beta Survey Instruments				
Inst. S/N	Inst. Code	Eff. %	Corr. Fac.	Bkg. CPM
1595	12	32.2	3.11	390

Gamma or Beta/Gamma Instruments			
Inst. S/N	Inst. Code	Bkg.	Detection Type
234	23	5	Gamma
1522	22	0.016	Beta / Gamma

Classification:	3
Survey Type:	lower
Survey Date:	1/10/95
Count Date:	2/21/95

Alpha Counting Instruments				
Inst. S/N	Inst. Code	Eff. %	Corr. Fac.	Bkg. CPM
13295	2	33.88	2.95	0.28

Beta Counting Instruments				
Inst. S/N	Inst. Code	Eff. %	Corr. Fac.	Bkg. CPM
13295	3	37.13	2.69	2.06

Surveyor:	V. TAYLOR / J. SHOEMAKER
Signature:	

Surface Description	Coordinates		Gamma at 1m uR/hr	Gamma Inst. Code	Beta/Gamma Contact mR/hr	Beta/Gamma Code	Contact Gross 1 min. Count Alpha	Alpha Inst. Code	Contact Gross 1 min. Count Beta	Beta Inst. Code	Scan Contact Gross CPM		Removable DPM/100 cm2 Alpha	Alpha Count Code	Removable DPM/100 cm2 Beta	Beta Count Code	Comments
	X	Y									Max Beta	Avg Beta					
CONCRETE FLOOR	7	-5	5	23	0.017	22	1	7	398	12	436	350	-0.82	2	1.17	3	UNPAINTED
CONCRETE FLOOR	8	-5	5	23	0.013	22	2	7	365	12	481	340	-0.82	2	-0.17	3	UNPAINTED
CONCRETE FLOOR	9	-5	4	23	0.016	22	2	7	343	12	515	350	-0.82	2	2.52	3	UNPAINTED
CONCRETE FLOOR	10	-5	5	23	0.008	22	1	7	369	12	499	310	-0.82	2	1.17	3	UNPAINTED
CONCRETE FLOOR	10	0	5	23	0.012	22	1	7	354	12	471	300	-0.82	2	-1.52	3	UNPAINTED
CONCRETE FLOOR	10	1	5	23	0.012	22	3	7	355	12	453	320	-0.82	2	-1.52	3	UNPAINTED
CONCRETE FLOOR	10	2	5	23	0.004	22	1	7	355	12	438	320	-0.82	2	-2.87	3	UNPAINTED
CONCRETE FLOOR	10	3	5	23	0.018	22	5	7	317	12	484	300	0.65	2	5.21	3	UNPAINTED
CONCRETE FLOOR	10	4	5	23	0.014	22	9	7	351	12	406	300	-0.82	2	2.52	3	UNPAINTED

**LB5100-W Low Background Counting System -- Smear Analysis**

Date: 2/21/95  
 Counting Unit id: 1  
 Data file name: C:\LBXL\UNIT1\B01-118.XLD  
 Batch Ended: 2/21/95 10:49  
 Crosstalk Correction: Not Applied

Alpha activity action level (DPM): 20.00  
 Beta activity action level (DPM): 200.00  
 Certainty level for MDA and flags: 95.00%  
 High Voltage Setting: 1410

Application Revision: 3  
 Application Version: Standard

Alpha efficiency log file: th230ab Alpha Efficiency: 33.88% Alpha to Beta Crosstalk: 24.12% Alpha Background (CPM): 0.278571429 Alpha Correction Factor: 1.000
Beta efficiency log file: tc98ab Beta Efficiency: 37.13% Beta into Alpha Crosstalk: 0.03% Beta Background (CPM): 2.064285714 Beta Correction Factor: 1.000

Batch ID: Blairsville 1-49-3

Carrier	Alpha Activity				Beta Activity				Count time (min)	Alpha CPM	Beta CPM	Completion Date - Time
	DPM	$\sigma$	flags	MDA	DPM	$\sigma$	flags	MDA				
18	-0.822	1.48	<MDA	7.64	-2.87	1.93	<MDA	12.71	2.00	-0.279	-1.06	2/21/95 8:31
19	-0.822	1.48	<MDA	7.64	-0.17	2.71	<MDA	12.71	2.00	-0.279	-0.06	2/21/95 8:33
20	-0.822	1.48	<MDA	7.64	2.52	3.32	<MDA	12.71	2.00	-0.279	0.94	2/21/95 8:35
21	-0.822	1.48	<MDA	7.64	-1.52	2.36	<MDA	12.71	2.00	-0.279	-0.56	2/21/95 8:37
22	0.654	1.48	<MDA	7.64	-2.87	1.93	<MDA	12.71	2.00	0.221	-1.06	2/21/95 8:39
23	0.654	1.48	<MDA	7.64	3.87	3.58	<MDA	12.71	2.00	0.221	1.44	2/21/95 8:42
24	0.654	1.48	<MDA	7.64	-0.17	2.71	<MDA	12.71	2.00	0.221	-0.06	2/21/95 8:44
25	2.129	2.09	<AL	7.64	-1.52	2.36	<MDA	12.71	2.00	0.721	-0.56	2/21/95 8:46
26	-0.822	1.48	<MDA	7.64	-1.52	2.36	<MDA	12.71	2.00	-0.279	-0.56	2/21/95 8:48
27	-0.822	1.48	<MDA	7.64	-2.87	1.93	<MDA	12.71	2.00	-0.279	-1.06	2/21/95 8:50
28	-0.822	1.48	<MDA	7.64	-0.17	2.71	<MDA	12.71	2.00	-0.279	-0.06	2/21/95 8:53
29	0.654	1.48	<MDA	7.64	-0.17	2.71	<MDA	12.71	2.00	0.221	-0.06	2/21/95 8:55
30	-0.822	1.48	<MDA	7.64	2.52	3.32	<MDA	12.71	2.00	-0.279	0.94	2/21/95 8:57
31	-0.822	1.48	<MDA	7.64	1.17	3.03	<MDA	12.71	2.00	-0.279	0.44	2/21/95 8:59
32	0.654	1.48	<MDA	7.64	-1.52	2.36	<MDA	12.71	2.00	0.221	-0.56	2/21/95 9:01
33	-0.822	1.48	<MDA	7.64	-1.52	2.36	<MDA	12.71	2.00	-0.279	-0.56	2/21/95 9:04
34	-0.822	1.48	<MDA	7.64	1.17	3.03	<MDA	12.71	2.00	-0.279	0.44	2/21/95 9:06
35	-0.822	1.48	<MDA	7.64	-4.21	1.39	<MDA	12.71	2.00	-0.279	-1.56	2/21/95 9:08
36	-0.822	1.48	<MDA	7.64	-2.87	1.93	<MDA	12.71	2.00	-0.279	-1.06	2/21/95 9:10
37	-0.822	1.48	<MDA	7.64	2.52	3.32	<MDA	12.71	2.00	-0.279	0.94	2/21/95 9:12
38	-0.822	1.48	<MDA	7.64	-4.21	1.39	<MDA	12.71	2.00	-0.279	-1.56	2/21/95 9:14
39	0.654	1.48	<MDA	7.64	-0.17	2.71	<MDA	12.71	2.00	0.221	-0.06	2/21/95 9:17
40	-0.822	1.48	<MDA	7.64	-4.21	1.39	<MDA	12.71	2.00	-0.279	-1.56	2/21/95 9:19
41	-0.822	1.48	<MDA	7.64	-2.87	1.93	<MDA	12.71	2.00	-0.279	-1.06	2/21/95 9:21

**LB5100-W Low Background Counting System -- Smear Analysis**

Date: 2/21/95  
 Counting Unit id: 1  
 Data file name: C:\LBXL\UNIT1\B01-118.XLD  
 Batch Ended: 2/21/95 10:49  
 Crosstalk Correction: Not Applied

Alpha activity action level (DPM): 20.00  
 Beta activity action level (DPM): 200.00  
 Certainty level for MDA and flags: 95.00%  
 High Voltage Setting: 1410

Application Revision: 3  
 Application Version: Standard

Batch ID: Blairsville 1-49-3

Alpha efficiency log file: th230ab  
 Alpha Efficiency: 33.88%  
 Alpha to Beta Crosstalk: 24.12%  
 Alpha Background (CPM): 0.278571429  
 Alpha Correction Factor: 1.000

Beta efficiency log file: tc99ab  
 Beta Efficiency: 37.13%  
 Beta into Alpha Crosstalk: 0.03%  
 Beta Background (CPM): 2.064285714  
 Beta Correction Factor: 1.000

Carrier	Alpha Activity				Beta Activity				Count time (min)	Alpha CPM	Beta CPM	Completion Date - Time
	DPM	$\sigma$	flags	MDA	DPM	$\sigma$	flags	MDA				
42	2.129	2.09	<AL	7.64	-2.87	1.93	<MDA	12.71	2.00	0.721	-1.06	2/21/95 9:23
43	-0.822	1.48	<MDA	7.64	5.21	3.82	<AL	12.71	2.00	-0.279	1.94	2/21/95 9:26
44	-0.822	1.48	<MDA	7.64	2.52	3.32	<MDA	12.71	2.00	-0.279	0.94	2/21/95 9:28
45	-0.822	1.48	<MDA	7.64	2.52	3.32	<MDA	12.71	2.00	-0.279	0.94	2/21/95 9:30
46	-0.822	1.48	<MDA	7.64	-2.87	1.93	<MDA	12.71	2.00	-0.279	-1.06	2/21/95 9:32
47	-0.822	1.48	<MDA	7.64	-1.52	2.36	<MDA	12.71	2.00	-0.279	-0.56	2/21/95 9:34
48	-0.822	1.48	<MDA	7.64	1.17	3.03	<MDA	12.71	2.00	-0.279	0.44	2/21/95 9:37
49	-0.822	1.48	<MDA	7.64	-0.17	2.71	<MDA	12.71	2.00	-0.279	-0.06	2/21/95 9:39
50	0.654	1.48	<MDA	7.64	-1.52	2.36	<MDA	12.71	2.00	0.221	-0.56	2/21/95 9:41
51	-0.822	1.48	<MDA	7.64	-1.52	2.36	<MDA	12.71	2.00	-0.279	-0.56	2/21/95 9:43
52	-0.822	1.48	<MDA	7.64	-0.17	2.71	<MDA	12.71	2.00	-0.279	-0.06	2/21/95 9:45
53	0.654	1.48	<MDA	7.64	-2.87	1.93	<MDA	12.71	2.00	0.221	-1.06	2/21/95 9:47
54	-0.822	1.48	<MDA	7.64	-0.17	2.71	<MDA	12.71	2.00	-0.279	-0.06	2/21/95 9:50
54	0.654	1.48	<MDA	7.64	-1.52	2.36	<MDA	12.71	2.00	0.221	-0.56	2/21/95 9:52
54	0.654	1.48	<MDA	7.64	-1.52	2.36	<MDA	12.71	2.00	0.221	-0.56	2/21/95 9:54
54	0.654	1.48	<MDA	7.64	-1.52	2.36	<MDA	12.71	2.00	0.221	-0.56	2/21/95 9:56
54	0.654	1.48	<MDA	7.64	1.17	3.03	<MDA	12.71	2.00	0.221	0.44	2/21/95 9:59
54	0.654	1.48	<MDA	7.64	-2.87	1.93	<MDA	12.71	2.00	0.221	-1.06	2/21/95 10:01
54	-0.822	1.48	<MDA	7.64	3.87	3.58	<MDA	12.71	2.00	-0.279	1.44	2/21/95 10:03
54	-0.822	1.48	<MDA	7.64	-1.52	2.36	<MDA	12.71	2.00	-0.279	-0.56	2/21/95 10:05
54	2.129	2.09	<AL	7.64	2.52	3.32	<MDA	12.71	2.00	0.721	0.94	2/21/95 10:07
55	-0.822	1.48	<MDA	7.64	-1.52	2.36	<MDA	12.71	2.00	-0.279	-0.56	2/21/95 10:09
56	-0.822	1.48	<MDA	7.64	1.17	3.03	<MDA	12.71	2.00	-0.279	0.44	2/21/95 10:12
57	-0.822	1.48	<MDA	7.64	-0.17	2.71	<MDA	12.71	2.00	-0.279	-0.06	2/21/95 10:14

**LB5100-W Low Background Counting System -- Smear Analysis**

Date: 2/21/95  
 Counting Unit id: 1  
 Data file name: C:\LBXL\UNIT1\B01-118.XLD  
 Batch Ended: 2/21/95 10:49  
 Crosstalk Correction: Not Applied

Alpha activity action level (DPM): 20.00  
 Beta activity action level (DPM): 200.00  
 Certainty level for MDA and flags: 95.00%  
 High Voltage Setting: 1410

Application Revision: 3

Application Version: Standard

Alpha efficiency log file: th230ab  
 Alpha Efficiency: 33.88%  
 Alpha to Beta Crosstalk: 24.12%  
 Alpha Background (CPM): 0.278571429  
 Alpha Correction Factor: 1.000

Beta efficiency log file: tc99ab  
 Beta Efficiency: 37.13%  
 Beta into Alpha Crosstalk: 0.03%  
 Beta Background (CPM): 2.064285714  
 Beta Correction Factor: 1.000

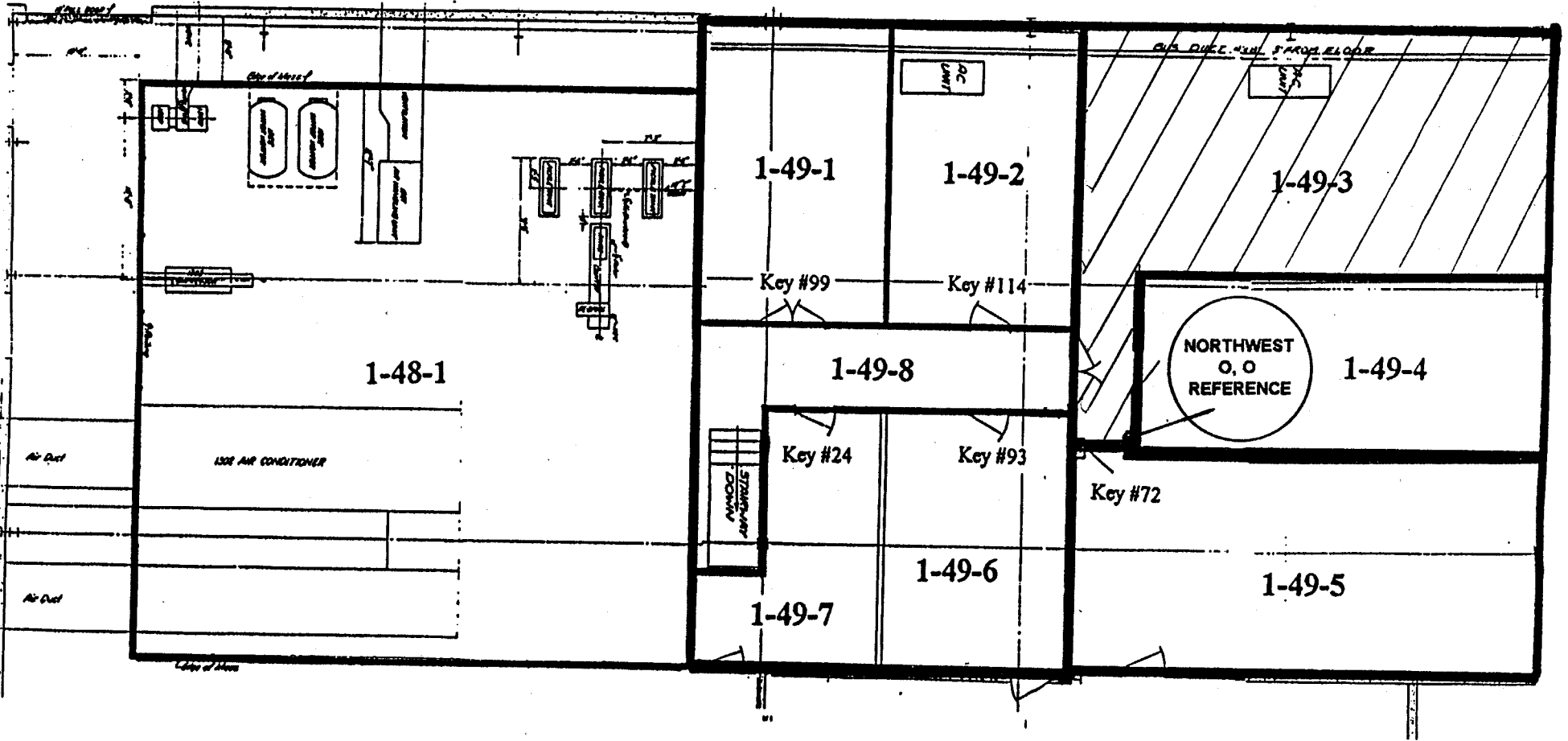
Batch ID: Blairsville 1-49-3

Carrier	Alpha Activity				Beta Activity				Count time (min)	Alpha CPM	Beta CPM	Completion Date - Time
	DPM	$\sigma$	flags	MDA	DPM	$\sigma$	flags	MDA				
58	-0.822	1.48	<MDA	7.64	2.52	3.32	<MDA	12.71	2.00	-0.279	0.94	2/21/95 10:16
59	-0.822	1.48	<MDA	7.64	1.17	3.03	<MDA	12.71	2.00	-0.279	0.44	2/21/95 10:18
60	-0.822	1.48	<MDA	7.64	-1.52	2.36	<MDA	12.71	2.00	-0.279	-0.56	2/21/95 10:21
61	-0.822	1.48	<MDA	7.64	-1.52	2.36	<MDA	12.71	2.00	-0.279	-0.56	2/21/95 10:23
62	-0.822	1.48	<MDA	7.64	-2.87	1.93	<MDA	12.71	2.00	-0.279	-1.06	2/21/95 10:25
63	0.654	1.48	<MDA	7.64	5.21	3.82	<AL	12.71	2.00	0.221	1.94	2/21/95 10:27
64	-0.822	1.48	<MDA	7.64	2.52	3.32	<MDA	12.71	2.00	-0.279	0.94	2/21/95 10:29
65	-0.822	1.48	<MDA	7.64	-0.17	2.71	<MDA	12.71	2.00	-0.279	-0.06	2/21/95 10:32
66	0.654	1.48	<MDA	7.64	2.52	3.32	<MDA	12.71	2.00	0.221	0.94	2/21/95 10:34
67	0.654	1.48	<MDA	7.64	1.17	3.03	<MDA	12.71	2.00	0.221	0.44	2/21/95 10:36
68	-0.822	1.48	<MDA	7.64	5.21	3.82	<AL	12.71	2.00	-0.279	1.94	2/21/95 10:38
69	0.654	1.48	<MDA	7.64	-0.17	2.71	<MDA	12.71	2.00	0.221	-0.06	2/21/95 10:40
70	-0.822	1.48	<MDA	7.64	-2.87	1.93	<MDA	12.71	2.00	-0.279	-1.06	2/21/95 10:43
71	-0.822	1.48	<MDA	7.64	-2.87	1.93	<MDA	12.71	2.00	-0.279	-1.06	2/21/95 10:45
72	-0.822	1.48	<MDA	7.64	3.87	3.58	<MDA	12.71	2.00	-0.279	1.44	2/21/95 10:47
73	-0.822	1.48	<MDA	7.64	-1.52	2.36	<MDA	12.71	2.00	-0.279	-0.56	2/21/95 10:49

S/N: 01-118

DATE: 1-10-95

BY: U.T.; J.S.



# Blairsville Point Survey Form #003

Survey Serial #:	01-119
Survey Section:	1
Survey Unit:	49
Survey Sub-unit:	3

Alpha Survey Instruments				
Inst. S/N	Inst. Code	Eff. %	Corr. Fac.	Bkg. CPM
1510	6	23.6	4.24	0


Beta Survey Instruments				
Inst. S/N	Inst. Code	Eff. %	Corr. Fac.	Bkg. CPM
1593	11	37.5	2.67	286

Gamma or Beta/Gamma Instruments			
Inst. S/N	Inst. Code	Bkg.	Detection Type

Classification:	4
Survey Type:	lower

Alpha Counting Instruments				
Inst. S/N	Inst. Code	Eff. %	Corr. Fac.	Bkg. CPM
13295	2	33.88	2.95	0.28

Beta Counting Instruments				
Inst. S/N	Inst. Code	Eff. %	Corr. Fac.	Bkg. CPM
13295	3	37.13	2.69	2.06

Surveyor:	L.J. Smyth/C. Vergari
Signature:	

Surface Description	Coordinates		Gamma at 1m uR/hr	Gamma Inst. Code	Beta/Gamma Contact mR/hr	Beta/Gamma Code	Contact Gross 1 min. Count Alpha	Alpha Inst. Code	Contact Gross 1 min. Count Beta	Beta Inst. Code	Scan Contact Gross CPM		Removable DPM/100 cm2 Alpha	Alpha Count Code	Removable DPM/100 cm2 Beta	Beta Count Code	Comments
	X	Y									Max Beta	Avg Beta					
	Block wall	1									2	N/A					
Block wall	3	2	N/A	N/A	N/A	N/A	4	6	261	11	429	240	2.13	2	1.17	3	EAST WALL
Block wall	4	2	N/A	N/A	N/A	N/A	4	6	255	11	390	290	2.13	2	-1.52	3	EAST WALL
Block wall	5	2	N/A	N/A	N/A	N/A	5	6	280	11	466	275	-0.82	2	-1.52	3	EAST WALL
Block wall	6	2	N/A	N/A	N/A	N/A	5	2	267	11	335	260	-0.82	2	-1.52	3	EAST WALL
Block wall	7	2	N/A	N/A	N/A	N/A	4	2	256	11	419	290	-0.82	2	-1.52	3	EAST WALL
Block wall	8	2	N/A	N/A	N/A	N/A	1	2	288	11	424	300	-0.82	2	-2.87	3	EAST WALL
Block wall	9	2	N/A	N/A	N/A	N/A	4	2	266	11	341	250	-0.82	2	-1.52	3	EAST WALL
Block wall	10	2	N/A	N/A	N/A	N/A	1	2	266	11	341	260	-0.82	2	-5.56	3	EAST WALL
Block wall	1	1	N/A	N/A	N/A	N/A	4	2	265	11	506	290	-0.82	2	-0.17	3	EAST WALL
Block wall	3	1	N/A	N/A	N/A	N/A	2	2	276	11	415	290	0.65	2	-1.52	3	EAST WALL
Block wall	4	1	N/A	N/A	N/A	N/A	2	2	253	11	463	290	-0.82	2	1.17	3	EAST WALL
Block wall	5	1	N/A	N/A	N/A	N/A	3	2	278	11	600	300	-0.82	2	2.52	3	EAST WALL
Block wall	6	1	N/A	N/A	N/A	N/A	0	2	250	11	487	270	-0.82	2	1.17	3	EAST WALL
Block wall	7	1	N/A	N/A	N/A	N/A	3	2	290	11	394	260	-0.82	2	1.17	3	EAST WALL
Block wall	8	1	N/A	N/A	N/A	N/A	1	2	298	11	460	280	0.65	2	-1.52	3	EAST WALL
Block wall	9	1	N/A	N/A	N/A	N/A	2	2	308	11	538	320	-0.82	2	-2.87	3	EAST WALL
Block wall	10	1	N/A	N/A	N/A	N/A	0	2	283	11	467	290	-0.82	2	-1.52	3	EAST WALL



**LB5100-W Low Background Counting System -- Smear Analysis**

Date: 2/20/95  
 Counting Unit id: 1  
 Data file name: C:\LBXL\UNIT1\B01-119.XLD  
 Batch Ended: 2/20/95 11:38  
 Crosstalk Correction: Not Applied

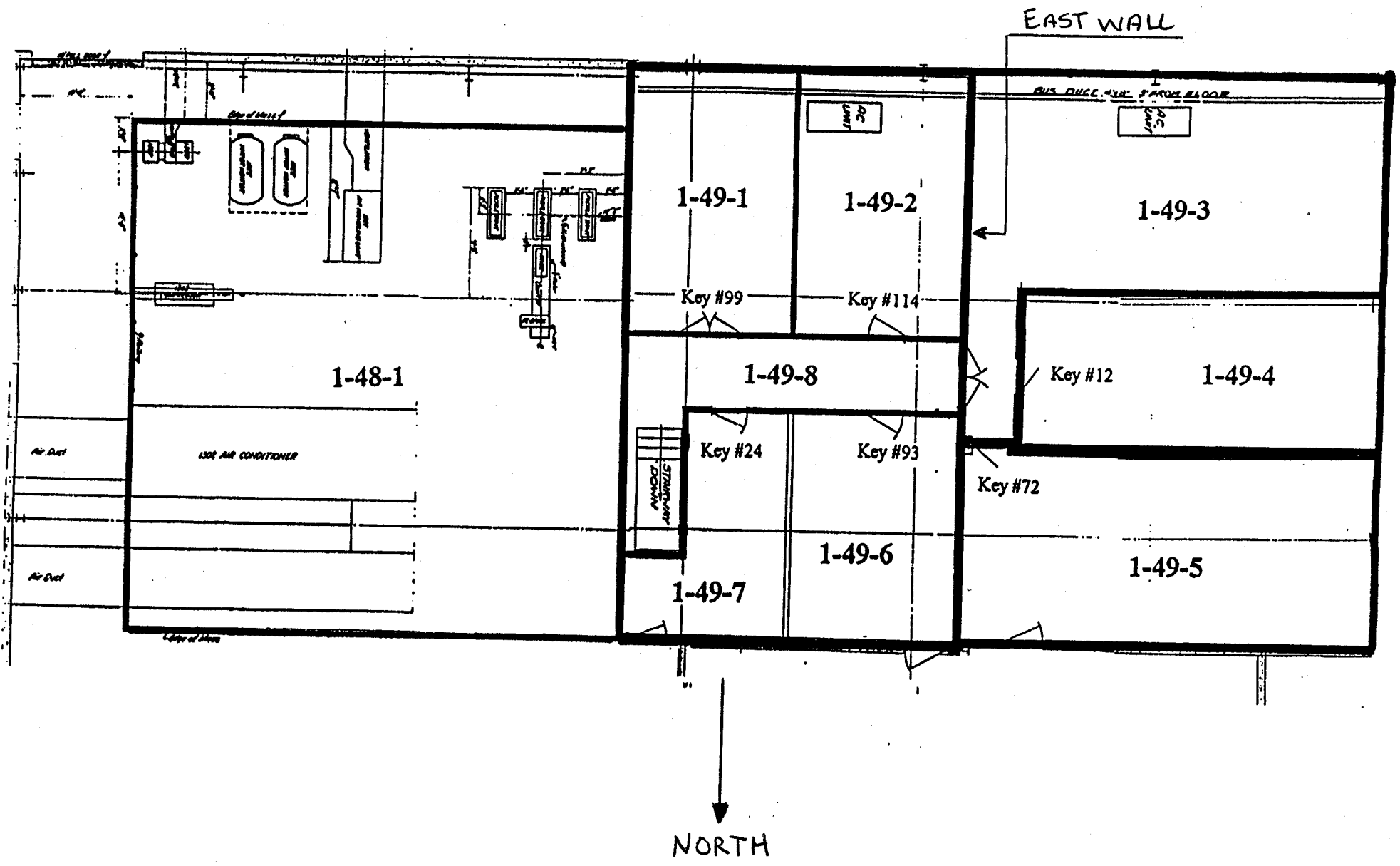
Alpha activity action level (DPM): 20.00  
 Beta activity action level (DPM): 200.00  
 Certainty level for MDA and flags: 95.00%  
 High Voltage Setting: 1410

Application Revision: 3  
 Application Version: Standard

Batch ID: Blairsville 1-49-3 walls

Alpha efficiency log file: th230ab			
Alpha Efficiency: 33.88%			
Alpha to Beta Crosstalk: 24.12%			
Alpha Background (CPM): 0.278571429			
Alpha Correction Factor: 1.000			
Beta efficiency log file: tc99ab			
Beta Efficiency: 37.13%			
Beta into Alpha Crosstalk: 0.03%			
Beta Background (CPM): 2.064285714			
Beta Correction Factor: 1.000			
Count time (min)	Alpha CPM	Beta CPM	Completion Date - Time
2.00	-0.279	-0.06	2/20/95 11:00
2.00	0.721	0.44	2/20/95 11:03
2.00	0.721	-0.56	2/20/95 11:05
2.00	-0.279	-0.56	2/20/95 11:07
2.00	-0.279	-0.56	2/20/95 11:09
2.00	-0.279	-0.56	2/20/95 11:12
2.00	-0.279	-1.06	2/20/95 11:14
2.00	-0.279	-0.56	2/20/95 11:16
2.00	-0.279	-2.06	2/20/95 11:18
2.00	-0.279	-0.06	2/20/95 11:20
2.00	0.221	-0.56	2/20/95 11:23
2.00	-0.279	0.44	2/20/95 11:25
2.00	-0.279	0.94	2/20/95 11:27
2.00	-0.279	0.44	2/20/95 11:29
2.00	-0.279	0.44	2/20/95 11:31
2.00	0.221	-0.56	2/20/95 11:33
2.00	-0.279	-1.06	2/20/95 11:36
2.00	-0.279	-0.56	2/20/95 11:38

Carrier	Alpha Activity				Beta Activity			
	DPM	$\sigma$	flags	MDA	DPM	$\sigma$	flags	MDA
1	-0.822	1.48	<MDA	7.64	-0.17	2.71	<MDA	12.71
2	2.129	2.09	<AL	7.64	1.17	3.03	<MDA	12.71
3	2.129	2.09	<AL	7.64	-1.52	2.36	<MDA	12.71
4	-0.822	1.48	<MDA	7.64	-1.52	2.36	<MDA	12.71
5	-0.822	1.48	<MDA	7.64	-1.52	2.36	<MDA	12.71
6	-0.822	1.48	<MDA	7.64	-1.52	2.36	<MDA	12.71
7	-0.822	1.48	<MDA	7.64	-2.87	1.93	<MDA	12.71
8	-0.822	1.48	<MDA	7.64	-1.52	2.36	<MDA	12.71
9	-0.822	1.48	<MDA	7.64	-5.56	1.39	<MDA	12.71
10	-0.822	1.48	<MDA	7.64	-0.17	2.71	<MDA	12.71
11	0.654	1.48	<MDA	7.64	-1.52	2.36	<MDA	12.71
12	-0.822	1.48	<MDA	7.64	1.17	3.03	<MDA	12.71
13	-0.822	1.48	<MDA	7.64	2.52	3.32	<MDA	12.71
14	-0.822	1.48	<MDA	7.64	1.17	3.03	<MDA	12.71
15	-0.822	1.48	<MDA	7.64	1.17	3.03	<MDA	12.71
16	0.654	1.48	<MDA	7.64	-1.52	2.36	<MDA	12.71
17	-0.822	1.48	<MDA	7.64	-2.87	1.93	<MDA	12.71
18	-0.822	1.48	<MDA	7.64	-1.52	2.36	<MDA	12.71



# Blairsville Point Survey Form #003

Survey Serial #:	01-120
Survey Section:	1
Survey Unit:	18
Survey Sub-unit:	4

Alpha Survey Instruments				
Inst. S/N	Inst. Code	Eff. %	Corr. Fac.	Bkg. CPM
1517	7	19.1	5.24	0


Beta Survey Instruments				
Inst. S/N	Inst. Code	Eff. %	Corr. Fac.	Bkg. CPM
1595	12	32.2	3.11	294

Gamma or Beta/Gamma Instruments			
Inst. S/N	Inst. Code	Bkg.	Detection Type
234	23	6	Gamma
1522	22	0.009	Beta / Gamma

Classification:	3
Survey Type:	lower
Survey Date:	1/11/95
Count Date:	2/20/95

Alpha Counting Instruments				
Inst. S/N	Inst. Code	Eff. %	Corr. Fac.	Bkg. CPM
13295	2	33.88	2.95	0.28

Beta Counting Instruments				
Inst. S/N	Inst. Code	Eff. %	Corr. Fac.	Bkg. CPM
13295	3	37.13	2.69	2.06

Surveyor:	V. TAYLOR / J. SHOEMAKER
Signature:	

Surface Description	Coordinates		Gamma at 1m	Gamma Inst.	Beta/Gamma Contact	Beta/Gamma	Contact Gross 1 min. Count	Alpha Inst.	Contact Gross 1 min. Count	Beta Inst.	Scan Contact Gross CPM		Removable DPM/100 cm2	Alpha Count	Removable DPM/100 cm2	Beta Count	Comments
	X	Y	uR/hr	Code	mR/hr	Code	Alpha	Code	Beta	Code	Max Beta	Avg Beta	Alpha	Code	Beta	Code	
FLOOR	3.5	-1	6	23	0.009	22	2	7	315	12	381	280	-0.82	2	1.17	3	CARPET
FLOOR	2	-2	6	23	0.01	22	2	7	273	12	463	300	-0.82	2	-1.52	3	CARPET
FLOOR	1	-3	7	23	0.009	22	2	7	323	12	330	268	-0.82	2	-4.21	3	CARPET
FLOOR	3	-3	6	23	0.013	22	1	7	292	12	386	275	2.13	2	-1.52	3	CARPET
FLOOR	1	-5	7	23	0.014	22	3	7	267	12	404	280	-0.82	2	-5.56	3	CARPET
FLOOR	3	-5	6	23	0.009	22	4	7	306	12	384	280	-0.82	2	-0.17	3	CARPET
FLOOR	4	-5	5	23	0.009	22	3	7	277	12	346	275	0.65	2	1.17	3	CARPET
FLOOR	3	-7	5	23	0.013	22	0	7	281	12	337	280	0.65	2	2.52	3	CARPET

**LB5100-W Low Background Counting System – Smear Analysis**

Date: 2/20/95  
 Counting Unit id: 1  
 Data file name: C:\LBXL\UNIT1\B01-120.XLD  
 Batch Ended: 2/20/95 10:58  
 Crosstalk Correction: Not Applied

Alpha activity action level (DPM): 20.00  
 Beta activity action level (DPM): 200.00  
 Certainty level for MDA and flags: 95.00%  
 High Voltage Setting: 1410

Application Revision: 3  
 Application Version: Standard

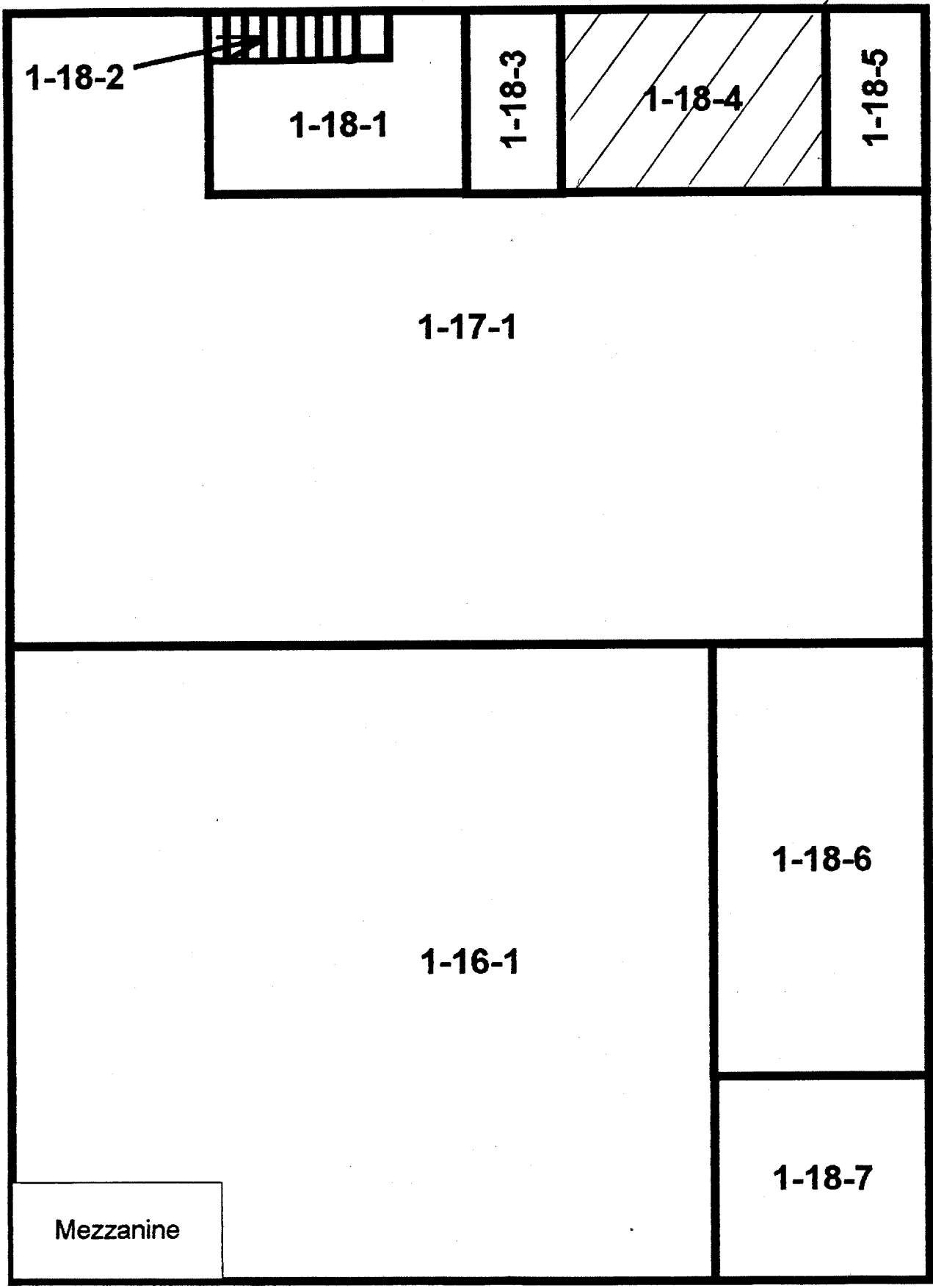
Batch ID: Blairsville 1-18-4

Carrier	Alpha Activity				Beta Activity				Count time (min)	Alpha CPM	Beta CPM	Completion Date - Time
	DPM	$\sigma$	flags	MDA	DPM	$\sigma$	flags	MDA				
46	-0.822	1.48	<MDA	7.64	1.17	3.03	<MDA	12.71	2.00	-0.279	0.44	2/20/95 10:43
47	-0.822	1.48	<MDA	7.64	-1.52	2.36	<MDA	12.71	2.00	-0.279	-0.56	2/20/95 10:45
48	-0.822	1.48	<MDA	7.64	-4.21	1.39	<MDA	12.71	2.00	-0.279	-1.56	2/20/95 10:47
49	2.129	2.09	<AL	7.64	-1.52	2.36	<MDA	12.71	2.00	0.721	-0.56	2/20/95 10:50
50	-0.822	1.48	<MDA	7.64	-5.56	1.39	<MDA	12.71	2.00	-0.279	-2.06	2/20/95 10:52
51	-0.822	1.48	<MDA	7.64	-0.17	2.71	<MDA	12.71	2.00	-0.279	-0.06	2/20/95 10:54
52	0.654	1.48	<MDA	7.64	1.17	3.03	<MDA	12.71	2.00	0.221	0.44	2/20/95 10:56
53	0.654	1.48	<MDA	7.64	2.52	3.32	<MDA	12.71	2.00	0.221	0.94	2/20/95 10:58

Alpha efficiency log file: th230ab Alpha Efficiency: 33.88% Alpha to Beta Crosstalk: 24.12% Alpha Background (CPM): 0.278571429 Alpha Correction Factor: 1.000
Beta efficiency log file: tc99ab Beta Efficiency: 37.13% Beta into Alpha Crosstalk: 0.03% Beta Background (CPM): 2.064285714 Beta Correction Factor: 1.000

# Units 1-16, 1-17, 1-18

0,0



## Blairsville Point Survey Form #003

Survey Serial #:	01-121
------------------	--------

Survey Section:	1
-----------------	---

Survey Unit:	18
--------------	----

Survey Sub-unit:	5
------------------	---

Classification:	3
-----------------	---

Survey Type:	lower
--------------	-------

Survey Date:	1/11/95
--------------	---------

Count Date:	2/20/95
-------------	---------


Alpha Survey Instruments				
Inst. S/N	Inst. Code	Eff. %	Corr. Fac.	Bkg. CPM
1517	7	19.1	5.24	2

Beta Survey Instruments				
Inst. S/N	Inst. Code	Eff. %	Corr. Fac.	Bkg. CPM
1595	12	32.2	3.11	327

Gamma or Beta/Gamma Instruments			
Inst. S/N	Inst. Code	Bkg.	Detection Type
234	23	8	Gamma
1522	22	0.015	Beta / Gamma

Alpha Counting Instruments				
Inst. S/N	Inst. Code	Eff. %	Corr. Fac.	Bkg. CPM
13295	2	33.88	2.95	0.28

Beta Counting Instruments				
Inst. S/N	Inst. Code	Eff. %	Corr. Fac.	Bkg. CPM
13295	3	37.13	2.69	2.06

Surveyor:	V. TAYLOR / J. SHOEMAKER
Signature:	

Surface Description	Coordinates		Gamma at 1m	Gamma Inst.	Beta/Gamma Contact	Beta/Gamma Code	Contact Gross 1 min. Count	Alpha Inst. Code	Contact Gross 1 min. Count	Beta Inst. Code	Scan Contact Gross CPM		Removable DPM/100 cm2	Alpha Count	Removable DPM/100 cm2	Beta Count	Comments
	X	Y	uR/hr	Code	mR/hr	Code	Alpha	Beta	Code	Max Beta	Avg Beta	Alpha	Code	Beta	Code		
FLOOR	1	-1	8	23	0.016	22	2	7	293	12	316	280	0.65	2	-2.87	3	TILE
FLOOR	2	-2	8	23	0.013	22	2	7	308	12	408	270	0.65	2	-1.52	3	TILE
FLOOR	4	-3	7	23	0.009	22	1	7	295	12	419	300	-0.82	2	-2.87	3	TILE

**LB5100-W Low Background Counting System – Smear Analysis**

Date: 2/20/95  
 Counting Unit id: 1  
 Data file name: C:\LBXL\UNIT1\B01-121.XLD  
 Batch Ended: 2/20/95 11:45  
 Crosstalk Correction: Not Applied

Alpha activity action level (DPM): 20.00  
 Beta activity action level (DPM): 200.00  
 Certainty level for MDA and flags: 95.00%  
 High Voltage Setting: 1410

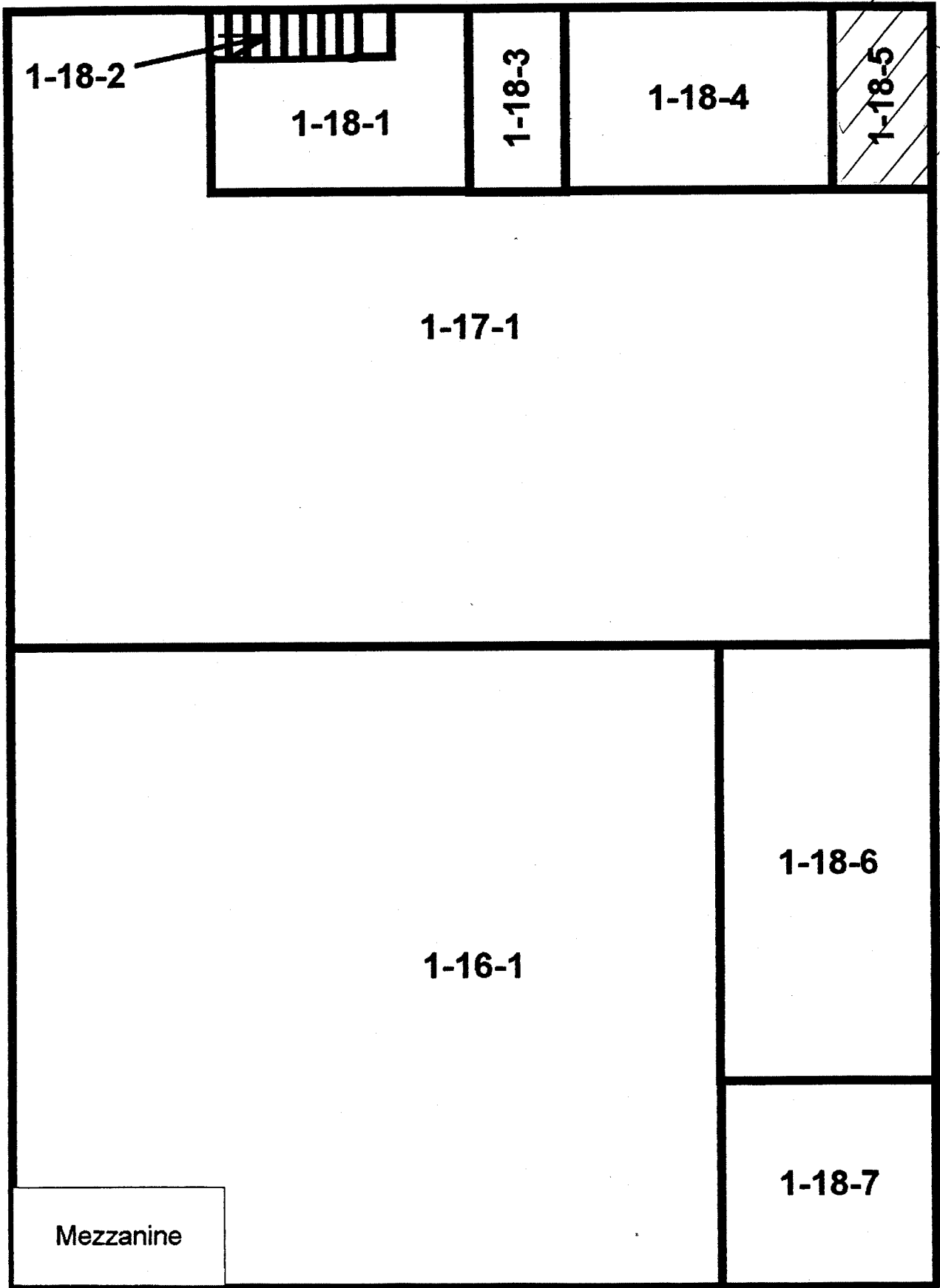
Application Revision: 3  
 Application Version: Standard

Batch ID: Blairsville 1-18-5

Carrier	Alpha Activity				Beta Activity				Count time (min)	Alpha CPM	Beta CPM	Completion Date - Time
	DPM	$\sigma$	flags	MDA	DPM	$\sigma$	flags	MDA				
19	0.654	1.48	<MDA	7.64	-2.87	1.93	<MDA	12.71	2.00	0.221	-1.06	2/20/95 11:40
20	0.654	1.48	<MDA	7.64	-1.52	2.36	<MDA	12.71	2.00	0.221	-0.56	2/20/95 11:42
21	-0.822	1.48	<MDA	7.64	-2.87	1.93	<MDA	12.71	2.00	-0.279	-1.06	2/20/95 11:45

Alpha efficiency log file: th230ab Alpha Efficiency: 33.88% Alpha to Beta Crosstalk: 24.12% Alpha Background (CPM): 0.278571429 Alpha Correction Factor: 1.000
Beta efficiency log file: tc99ab Beta Efficiency: 37.13% Beta into Alpha Crosstalk: 0.03% Beta Background (CPM): 2.064285714 Beta Correction Factor: 1.000

# Units 1-16, 1-17, 1-18





# Blairsville Point Survey Form #003

Survey Serial #:	01-122
Survey Section:	1
Survey Unit:	18
Survey Sub-unit:	1

Alpha Survey Instruments				
Inst. S/N	Inst. Code	Eff. %	Corr. Fac.	Bkg. CPM
1517	7	19.1	5.24	4


Beta Survey Instruments				
Inst. S/N	Inst. Code	Eff. %	Corr. Fac.	Bkg. CPM
1595	12	32.2	3.11	370

Gamma or Beta/Gamma Instruments			
Inst. S/N	Inst. Code	Bkg.	Detection Type
234	23	6	Gamma
1522	22	0.01	Beta / Gamma

Classification:	3
Survey Type:	lower

Alpha Counting Instruments				
Inst. S/N	Inst. Code	Eff. %	Corr. Fac.	Bkg. CPM
13295	2	33.88	2.95	0.28

Beta Counting Instruments				
Inst. S/N	Inst. Code	Eff. %	Corr. Fac.	Bkg. CPM
13295	3	37.13	2.69	2.06

Surveyor:	V. TAYLOR / J. SHOEMAKER
Signature:	

Surface Description	Coordinates		Gamma at 1m uR/hr	Gamma Inst. Code	Beta/Gamma Contact mR/hr	Beta/Gamma Code	Contact Gross 1 min. Count Alpha	Alpha Inst. Code	Contact Gross 1 min. Count Beta	Beta Inst. Code	Scan Contact Gross CPM		Removable DPM/100 cm2 Alpha	Alpha Count Code	Removable DPM/100 cm2 Beta	Beta Count Code	Comments
	X	Y									Max Beta	Avg Beta					
	FLOOR	1									-1	6					
FLOOR	2.5	-1	6	23	0.014	22	2	7	385	12	389	275	2.13	2	1.17	3	CARPET
FLOOR	4	-1	7	23	0.009	22	2	7	403	12	421	300	-0.82	2	-2.87	3	CARPET
FLOOR	2.5	-3	7	23	0.012	22	6	7	378	12	430	280	-0.82	2	-4.21	3	CARPET
FLOOR	3.5	-3	6	23	0.015	22	3	7	428	12	451	320	0.65	2	11.95	3	CARPET
FLOOR	3.5	-5	6	23	0.015	22	3	7	429	12	430	300	-0.82	2	-1.52	3	CARPET
FLOOR	3	-6.5	6	23	0.013	22	1	7	362	12	443	300	-0.82	2	-1.52	3	CARPET
FLOOR	4.5	6.5	6	23	0.01	22	1	7	395	12	395	280	0.65	2	-4.21	3	CARPET

**LB5100-W Low Background Counting System – Smear Analysis**

Date: 2/20/95  
 Counting Unit id: 1  
 Data file name: C:\LBXL\UNIT1\B01-122.XLD  
 Batch Ended: 2/20/95 12:02  
 Crosstalk Correction: Not Applied

Alpha activity action level (DPM): 20.00  
 Beta activity action level (DPM): 200.00  
 Certainty level for MDA and flags: 95.00%  
 High Voltage Setting: 1410

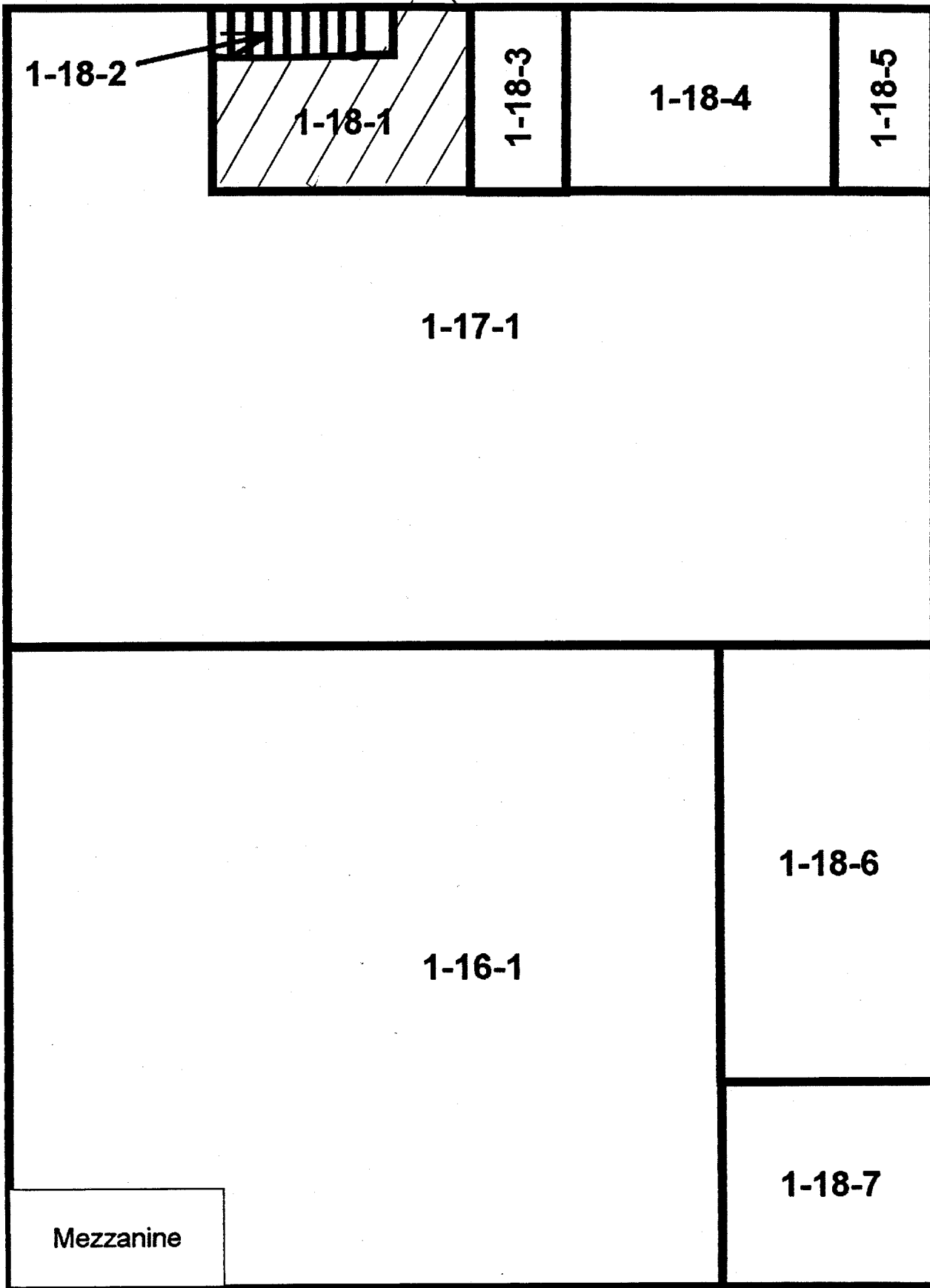
Application Revision: 3  
 Application Version: Standard

Batch ID: Blairsville 1-18-1

Carrier	Alpha Activity				Beta Activity				Count time (min)	Alpha CPM	Beta CPM	Completion Date - Time
	DPM	$\sigma$	flags	MDA	DPM	$\sigma$	flags	MDA				
22	-0.822	1.48	<MDA	7.64	-4.21	1.39	<MDA	12.71	2.00	-0.279	-1.56	2/20/95 11:47
23	2.129	2.09	<AL	7.64	1.17	3.03	<MDA	12.71	2.00	0.721	0.44	2/20/95 11:49
24	-0.822	1.48	<MDA	7.64	-2.87	1.93	<MDA	12.71	2.00	-0.279	-1.06	2/20/95 11:51
25	-0.822	1.48	<MDA	7.64	-4.21	1.39	<MDA	12.71	2.00	-0.279	-1.56	2/20/95 11:53
26	0.654	1.48	<MDA	7.64	11.95	4.87	<AL	12.71	2.00	0.221	4.44	2/20/95 11:56
27	-0.822	1.48	<MDA	7.64	-1.52	2.36	<MDA	12.71	2.00	-0.279	-0.56	2/20/95 11:58
28	-0.822	1.48	<MDA	7.64	-1.52	2.36	<MDA	12.71	2.00	-0.279	-0.56	2/20/95 12:00
29	0.654	1.48	<MDA	7.64	-4.21	1.39	<MDA	12.71	2.00	0.221	-1.56	2/20/95 12:02

Alpha efficiency log file: th230ab Alpha Efficiency: 33.88% Alpha to Beta Crosstalk: 24.12% Alpha Background (CPM): 0.278571429 Alpha Correction Factor: 1.000
Beta efficiency log file: tc99ab Beta Efficiency: 37.13% Beta into Alpha Crosstalk: 0.03% Beta Background (CPM): 2.064285714 Beta Correction Factor: 1.000

# Units 1-16, 1-17, 1-18



## Blairsville Point Survey Form #003

Survey Serial #: **01-123**

Survey Section: **1**

Survey Unit: **18**

Survey Sub-unit: **3**

Classification: **3**

Survey Type: **lower**

Survey Date: **1/11/95**

Count Date: **2/21/95**


Alpha Survey Instruments				
Inst. S/N	Inst. Code	Eff. %	Corr. Fac.	Bkg. CPM
1517	7	19.1	5.24	4

Beta Survey Instruments				
Inst. S/N	Inst. Code	Eff. %	Corr. Fac.	Bkg. CPM
1595	12	32.2	3.11	370

Gamma or Beta/Gamma Instruments			
Inst. S/N	Inst. Code	Bkg.	Detection Type
234	23	6	Gamma
1522	22	0.01	Beta / Gamma

Alpha Counting Instruments				
Inst. S/N	Inst. Code	Eff. %	Corr. Fac.	Bkg. CPM
13295	2	33.88	2.95	0.28

Beta Counting Instruments				
Inst. S/N	Inst. Code	Eff. %	Corr. Fac.	Bkg. CPM
13295	3	37.13	2.69	2.06

Surveyor: **V. TAYLOR / J. SHOEMAKER**  
 Signature: 

Surface Description	Coordinates		Gamma at 1m	Gamma Inst.	Beta/Gamma Contact	Beta/Gamma	Contact Gross 1 min. Count	Alpha Inst.	Contact Gross 1 min. Count	Beta Inst.	Scan Contact Gross CPM		Removable DPM/100 cm2	Alpha Count	Removable DPM/100 cm2	Beta Count	Comments
	X	Y	uR/hr	Code	mR/hr	Code	Alpha	Code	Beta	Code	Max Beta	Avg Beta	Alpha	Code	Beta	Code	
FLOOR	1	-1	5	23	0.008	22	2	7	369	12	402	280	-0.82	2	2.52	3	CARPET
FLOOR	4	-2	5	23	0.008	22	3	7	371	12	417	275	-0.82	2	-0.17	3	CARPET
FLOOR	2	-3	6	23	0.01	22	0	7	368	12	362	275	-0.82	2	-4.21	3	CARPET

**LB5100-W Low Background Counting System – Smear Analysis**

Date: 2/21/95  
 Counting Unit id: 1  
 Data file name: C:\LBXL\UNIT1\B01-123.XLD  
 Batch Ended: 2/21/95 10:58  
 Crosstalk Correction: Not Applied

Alpha activity action level (DPM): 20.00  
 Beta activity action level (DPM): 200.00  
 Certainty level for MDA and flags: 95.00%  
 High Voltage Setting: 1410

Application Revision: 3  
 Application Version: Standard

Batch ID: Blairsville 1-18-3

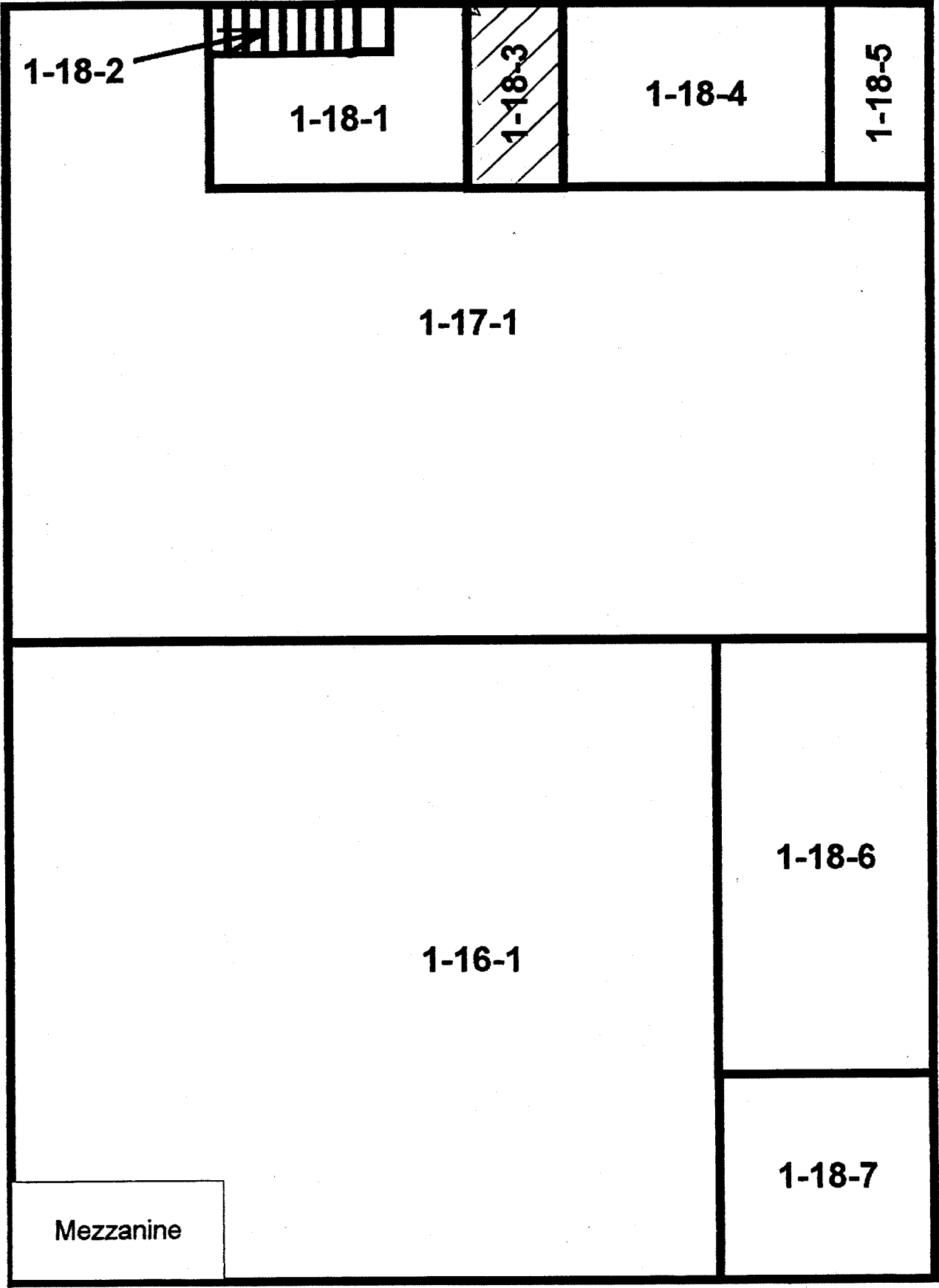
Carrier	Alpha Activity				Beta Activity			
	DPM	$\sigma$	flags	MDA	DPM	$\sigma$	flags	MDA
74	-0.822	1.48	<MDA	7.64	2.52	3.32	<MDA	12.71
75	-0.822	1.48	<MDA	7.64	-0.17	2.71	<MDA	12.71
77	-0.822	1.48	<MDA	7.64	-4.21	1.39	<MDA	12.71
76	0.654	1.48	<MDA	7.64	5.21	3.82	<AL	12.71

Alpha efficiency log file: th230ab Alpha Efficiency: 33.88% Alpha to Beta Crosstalk: 24.12% Alpha Background (CPM): 0.278571429 Alpha Correction Factor: 1.000			
Beta efficiency log file: tc99ab Beta Efficiency: 37.13% Beta into Alpha Crosstalk: 0.03% Beta Background (CPM): 2.064285714 Beta Correction Factor: 1.000			
Count time (min)	Alpha CPM	Beta CPM	Completion Date - Time
2.00	-0.279	0.94	2/21/95 10:51
2.00	-0.279	-0.06	2/21/95 10:54
2.00	-0.279	-1.56	2/21/95 10:56
2.00	0.221	1.94	2/21/95 10:58

SN: 01-123  
DATE: 1-11-95  
BY: V.T.; JS

0,0

# Units 1-16, 1-17, 1-18



## Blairsville Point Survey Form #003

Survey Serial #:	01-124
------------------	--------

Alpha Survey Instruments				
Inst. S/N	Inst. Code	Eff. %	Corr. Fac.	Bkg. CPM
1517	7	19.1	5.24	1


Beta Survey Instruments				
Inst. S/N	Inst. Code	Eff. %	Corr. Fac.	Bkg. CPM
1595	12	32.2	3.11	383

Gamma or Beta/Gamma Instruments			
Inst. S/N	Inst. Code	Bkg.	Detection Type
234	23	6	Gamma
1522	22	0.014	Beta / Gamma

Classification:	3
Survey Type:	lower

Alpha Counting Instruments				
Inst. S/N	Inst. Code	Eff. %	Corr. Fac.	Bkg. CPM
13295	2	33.88	2.95	0.28

Beta Counting Instruments				
Inst. S/N	Inst. Code	Eff. %	Corr. Fac.	Bkg. CPM
13295	3	37.13	2.69	2.06

Surveyor:	V. TAYLOR/ J. SHOEMAKER
Signature:	

Survey Date:	1/11/95
Count Date:	2/21/95

Surface Description	Coordinates		Gamma at 1m	Gamma Inst.	Beta/Gamma Contact	Beta/Gamma	Contact Gross 1 min. Count	Alpha Inst.	Contact Gross 1 min. Count	Beta Inst.	Scan Contact Gross CPM		Removable DPM/100 cm2	Alpha Count	Removable DPM/100 cm2	Beta Count	Comments
	X	Y	uR/hr	Code	mR/hr	Code	Alpha	Code	Beta	Code	Max Beta	Avg Beta	Alpha	Code	Beta	Code	
FLOOR	1	-1	6	23	0.01	22	2	7	373	12	367	300	-0.82	2	1.17	3	TILE

**LB5100-W Low Background Counting System -- Smear Analysis**

Date: 2/21/95  
 Counting Unit id: 1  
 Data file name: C:\LBXL\UNIT1\B01-124.XLD  
 Batch Ended: 2/21/95 11:00  
 Crosstalk Correction: Not Applied

Alpha activity action level (DPM): 20.00  
 Beta activity action level (DPM): 200.00  
 Certainty level for MDA and flags: 95.00%  
 High Voltage Setting: 1410

Application Revision: 3  
 Application Version: Standard

Batch ID: Blairsville 1-18-2

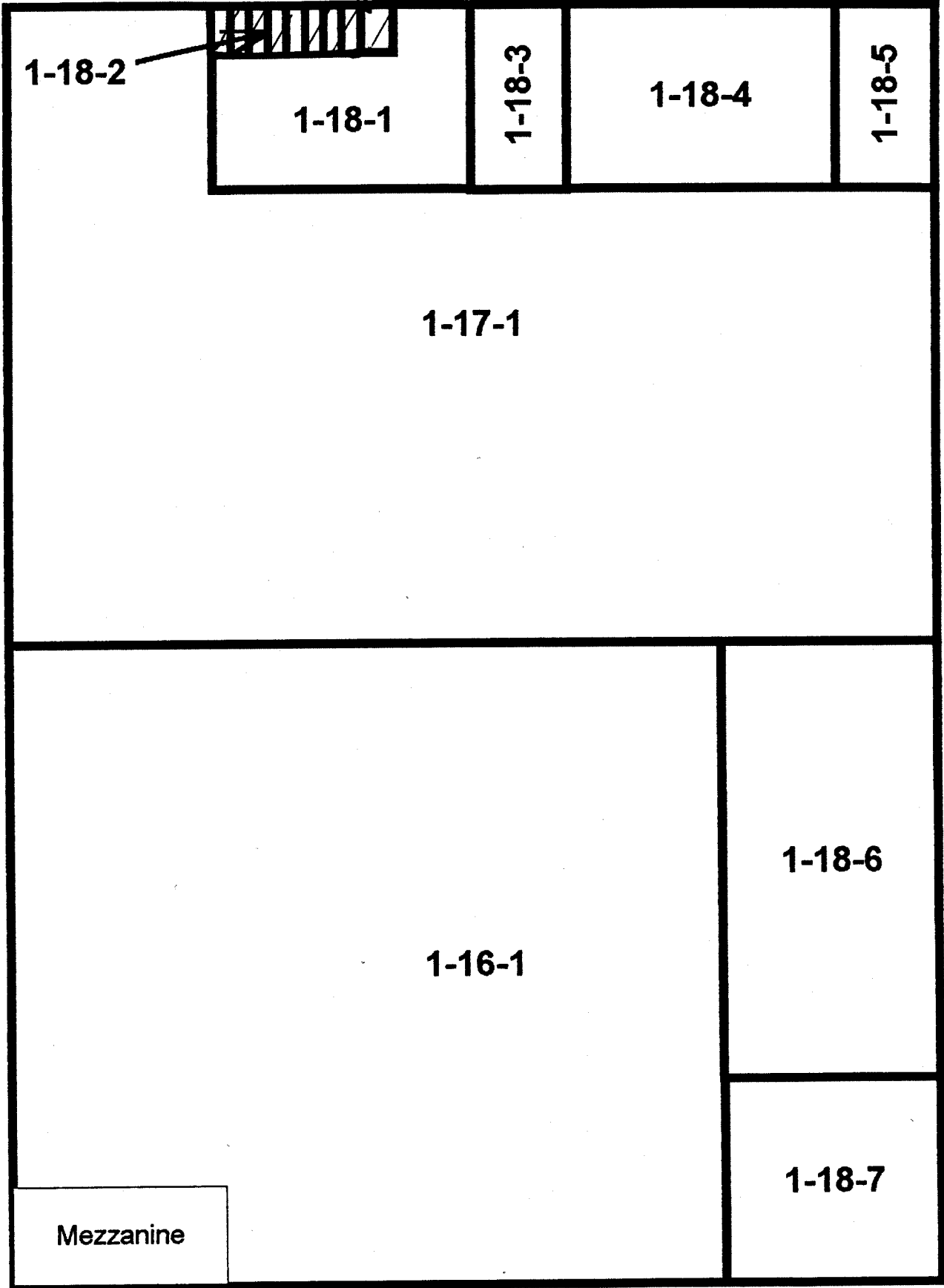
Carrier	Alpha Activity				Beta Activity				Count time (min)	Alpha CPM	Beta CPM	Completion Date - Time
	DPM	$\sigma$	flags	MDA	DPM	$\sigma$	flags	MDA				
78	-0.822	1.48	<MDA	7.64	1.17	3.03	<MDA	12.71	2.00	-0.279	0.44	2/21/95 11:00

Alpha efficiency log file: th230ab Alpha Efficiency: 33.88% Alpha to Beta Crosstalk: 24.12% Alpha Background (CPM): 0.278571429 Alpha Correction Factor: 1.000
Beta efficiency log file: tc99ab Beta Efficiency: 37.13% Beta into Alpha Crosstalk: 0.03% Beta Background (CPM): 2.064285714 Beta Correction Factor: 1.000



SN: 01-124  
DATE: 1-11-95  
BY: V.T.; J.S.

Units 1-16, 1-17, 1-18



## Blairsville Point Survey Form #003

Survey Serial #:	01-125
------------------	--------

Survey Section:	1
-----------------	---

Survey Unit:	49
--------------	----

Survey Sub-unit:	3
------------------	---

Classification:	3
-----------------	---

Survey Type:	LOWER WALL
--------------	------------

Survey Date:	1/11/95
--------------	---------

Count Date:	2/21/95
-------------	---------


Alpha Survey Instruments				
Inst. S/N	Inst. Code	Eff. %	Corr. Fac.	Bkg. CPM
1517	7	19.1	5.24	1

Beta Survey Instruments				
Inst. S/N	Inst. Code	Eff. %	Corr. Fac.	Bkg. CPM
1595	12	32.2	3.11	323

Gamma or Beta/Gamma Instruments			
Inst. S/N	Inst. Code	Bkg.	Detection Type

Alpha Counting Instruments				
Inst. S/N	Inst. Code	Eff. %	Corr. Fac.	Bkg. CPM
13295	2	33.88	2.95	0.28

Beta Counting Instruments				
Inst. S/N	Inst. Code	Eff. %	Corr. Fac.	Bkg. CPM
13295	3	37.13	2.69	2.06

Surveyor:	V. TAYLOR / J. SHOEMAKER
Signature:	

Surface Description	Coordinates		Gamma at 1m	Gamma Inst.	Beta/Gamma Contact	Beta/Gamma Code	Contact Gross 1 min. Count	Alpha Inst.	Contact Gross 1 min. Count	Beta Inst.	Scan Contact Gross CPM		Removable DPM/100 cm2	Alpha Count	Removable DPM/100 cm2	Beta Count	Comments
	X	Y	uR/hr	Code	mR/hr	Code	Alpha	Code	Beta	Code	Max Beta	Avg Beta	Alpha	Code	Beta	Code	
CONCRETE BLOCK	1	1	N/A	N/A	N/A	N/A	1	7	329	12	406	310	2.13	2	-4.21	3	WEST WALL
CONCRETE BLOCK	2	1	N/A	N/A	N/A	N/A	2	7	324	12	507	340	-0.82	2	1.17	3	WEST WALL
CONCRETE BLOCK	5	1	N/A	N/A	N/A	N/A	3	7	336	12	410	300	0.65	2	-2.87	3	WEST WALL
CONCRETE BLOCK	6	1	N/A	N/A	N/A	N/A	0	7	340	12	401	310	-0.82	2	-2.87	3	WEST WALL
CONCRETE BLOCK	1	2	N/A	N/A	N/A	N/A	2	7	341	12	421	280	0.65	2	-0.17	3	WEST WALL
CONCRETE BLOCK	2	2	N/A	N/A	N/A	N/A	4	7	327	12	429	290	0.65	2	-0.17	3	WEST WALL
CONCRETE BLOCK	5	2	N/A	N/A	N/A	N/A	4	7	352	12	459	320	-0.82	2	-2.87	3	WEST WALL
CONCRETE BLOCK	6	2	N/A	N/A	N/A	N/A	2	7	312	12	381	270	-0.82	2	-1.52	3	WEST WALL
METAL	1	2	N/A	N/A	N/A	N/A	2	7	227	12	389	240	0.65	2	-1.52	3	SOUTH WALL
METAL	2	2	N/A	N/A	N/A	N/A	3	7	224	12	359	200	0.65	2	-1.52	3	SOUTH WALL
METAL	3	2	N/A	N/A	N/A	N/A	2	7	213	12	399	230	-0.82	2	1.17	3	SOUTH WALL
METAL	4	2	N/A	N/A	N/A	N/A	1	7	220	12	359	240	-0.82	2	-1.52	3	SOUTH WALL
METAL	5	2	N/A	N/A	N/A	N/A	0	7	209	12	529	250	-0.82	2	-0.17	3	SOUTH WALL
METAL	6	2	N/A	N/A	N/A	N/A	0	7	206	12	464	220	-0.82	2	-1.52	3	SOUTH WALL
METAL	7	2	N/A	N/A	N/A	N/A	1	7	195	12	480	260	0.65	2	-0.17	3	SOUTH WALL
METAL	8	2	N/A	N/A	N/A	N/A	0	7	217	12	650	300	-0.82	2	3.87	3	SOUTH WALL
METAL	9	2	N/A	N/A	N/A	N/A	0	7	221	12	598	300	-0.82	2	-4.21	3	SOUTH WALL
METAL	10	2	N/A	N/A	N/A	N/A	5	7	214	12	399	280	-0.82	2	1.17	3	SOUTH WALL
CONCRETE BLOCK	1	1	N/A	N/A	N/A	N/A	8	7	368	12	477	340	0.65	2	-2.87	3	SOUTH WALL
CONCRETE BLOCK	2	1	N/A	N/A	N/A	N/A	5	7	364	12	435	310	-0.82	2	-4.21	3	SOUTH WALL
CONCRETE BLOCK	3	1	N/A	N/A	N/A	N/A	4	7	419	12	581	370	-0.82	2	-1.52	3	SOUTH WALL
CONCRETE BLOCK	4	1	N/A	N/A	N/A	N/A	5	7	403	12	480	330	-0.82	2	-1.52	3	SOUTH WALL
CONCRETE BLOCK	5	1	N/A	N/A	N/A	N/A	7	7	371	12	400	360	-0.82	2	-0.17	3	SOUTH WALL

## Blairsville Point Survey Form #003

Survey Serial #:	01-125
Survey Section:	1
Survey Unit:	49
Survey Sub-unit:	3

Alpha Survey Instruments				
Inst. S/N	Inst. Code	Eff. %	Corr. Fac.	Bkg. CPM
1517	7	19.1	5.24	1


Beta Survey Instruments				
Inst. S/N	Inst. Code	Eff. %	Corr. Fac.	Bkg. CPM
1595	12	32.2	3.11	323

Gamma or Beta/Gamma Instruments			
Inst. S/N	Inst. Code	Bkg.	Detection Type

Classification:	3
Survey Type:	LOWER WALL
Survey Date:	1/11/95
Count Date:	2/21/95

Alpha Counting Instruments				
Inst. S/N	Inst. Code	Eff. %	Corr. Fac.	Bkg. CPM
13295	2	33.88	2.95	0.28

Beta Counting Instruments				
Inst. S/N	Inst. Code	Eff. %	Corr. Fac.	Bkg. CPM
13295	3	37.13	2.69	2.06

Surveyor:	V. TAYLOR/ J. SHOEMAKER
Signature:	

Surface Description	Coordinates		Gamma at 1m uR/hr	Gamma Inst. Code	Beta/Gamma Contact mR/hr	Beta/Gamma Code	Contact Gross 1 min. Count Alpha	Alpha Inst. Code	Contact Gross 1 min. Count Beta	Beta Inst. Code	Scan Contact Gross CPM		Removable DPM/100 cm2 Alpha	Alpha Count Code	Removable DPM/100 cm2 Beta	Beta Count Code	Comments
	X	Y									Max Beta	Avg Beta					
CONCRETE BLOCK	6	1	N/A	N/A	N/A	N/A	6	7	355	12	447	330	2.13	2	-1.52	3	SOUTH WALL
CONCRETE BLOCK	7	1	N/A	N/A	N/A	N/A	3	7	388	12	574	320	0.65	2	-1.52	3	SOUTH WALL
CONCRETE BLOCK	8	1	N/A	N/A	N/A	N/A	1	7	389	12	445	320	-0.82	2	-5.56	3	SOUTH WALL
CONCRETE BLOCK	9	1	N/A	N/A	N/A	N/A	4	7	391	12	446	300	-0.82	2	-0.17	3	SOUTH WALL
CONCRETE BLOCK	10	1	N/A	N/A	N/A	N/A	14	7	369	12	453	290	0.65	2	-0.17	3	SOUTH WALL

**LB5100-W Low Background Counting System – Smear Analysis**

Date: 2/21/95  
 Counting Unit id: 1  
 Data file name: C:\LBXL\UNIT1\B01-125.XLD  
 Batch Ended: 2/21/95 12:20  
 Crosstalk Correction: Not Applied

Alpha activity action level (DPM): 20.00  
 Beta activity action level (DPM): 200.00  
 Certainty level for MDA and flags: 95.00%  
 High Voltage Setting: 1410

Application Revision: 3  
 Application Version: Standard

Alpha efficiency log file: th230ab Alpha Efficiency: 33.88% Alpha to Beta Crosstalk: 24.12% Alpha Background (CPM): 0.278571429 Alpha Correction Factor: 1.000
Beta efficiency log file: tc99ab Beta Efficiency: 37.13% Beta into Alpha Crosstalk: 0.03% Beta Background (CPM): 2.064285714 Beta Correction Factor: 1.000

Batch ID: Blairsville 1-49-3 walls

Carrier	Alpha Activity				Beta Activity				Count time (min)	Alpha CPM	Beta CPM	Completion Date - Time
	DPM	$\sigma$	flags	MDA	DPM	$\sigma$	flags	MDA				
79	2.129	2.09	<AL	7.64	-4.21	1.39	<MDA	12.71	2.00	0.721	-1.56	2/21/95 11:20
80	-0.822	1.48	<MDA	7.64	1.17	3.03	<MDA	12.71	2.00	-0.279	0.44	2/21/95 11:23
81	0.654	1.48	<MDA	7.64	-2.87	1.93	<MDA	12.71	2.00	0.221	-1.06	2/21/95 11:25
82	-0.822	1.48	<MDA	7.64	-2.87	1.93	<MDA	12.71	2.00	-0.279	-1.06	2/21/95 11:27
83	0.654	1.48	<MDA	7.64	-0.17	2.71	<MDA	12.71	2.00	0.221	-0.06	2/21/95 11:29
84	0.654	1.48	<MDA	7.64	-0.17	2.71	<MDA	12.71	2.00	0.221	-0.06	2/21/95 11:31
85	-0.822	1.48	<MDA	7.64	-2.87	1.93	<MDA	12.71	2.00	-0.279	-1.06	2/21/95 11:34
86	-0.822	1.48	<MDA	7.64	-1.52	2.36	<MDA	12.71	2.00	-0.279	-0.56	2/21/95 11:36
87	0.654	1.48	<MDA	7.64	-1.52	2.36	<MDA	12.71	2.00	0.221	-0.56	2/21/95 11:38
88	0.654	1.48	<MDA	7.64	-1.52	2.36	<MDA	12.71	2.00	0.221	-0.56	2/21/95 11:40
89	-0.822	1.48	<MDA	7.64	1.17	3.03	<MDA	12.71	2.00	-0.279	0.44	2/21/95 11:42
90	-0.822	1.48	<MDA	7.64	-1.52	2.36	<MDA	12.71	2.00	-0.279	-0.56	2/21/95 11:45
91	-0.822	1.48	<MDA	7.64	-0.17	2.71	<MDA	12.71	2.00	-0.279	-0.06	2/21/95 11:47
92	-0.822	1.48	<MDA	7.64	-1.52	2.36	<MDA	12.71	2.00	-0.279	-0.56	2/21/95 11:49
93	0.654	1.48	<MDA	7.64	-0.17	2.71	<MDA	12.71	2.00	0.221	-0.06	2/21/95 11:51
94	-0.822	1.48	<MDA	7.64	3.87	3.58	<MDA	12.71	2.00	-0.279	1.44	2/21/95 11:53
95	-0.822	1.48	<MDA	7.64	-4.21	1.39	<MDA	12.71	2.00	-0.279	-1.56	2/21/95 11:56
96	-0.822	1.48	<MDA	7.64	1.17	3.03	<MDA	12.71	2.00	-0.279	0.44	2/21/95 11:58
97	0.654	1.48	<MDA	7.64	-2.87	1.93	<MDA	12.71	2.00	0.221	-1.06	2/21/95 12:00
98	-0.822	1.48	<MDA	7.64	-4.21	1.39	<MDA	12.71	2.00	-0.279	-1.56	2/21/95 12:02
99	-0.822	1.48	<MDA	7.64	-1.52	2.36	<MDA	12.71	2.00	-0.279	-0.56	2/21/95 12:04
100	-0.822	1.48	<MDA	7.64	-1.52	2.36	<MDA	12.71	2.00	-0.279	-0.56	2/21/95 12:07
1	-0.822	1.48	<MDA	7.64	-0.17	2.71	<MDA	12.71	2.00	-0.279	-0.06	2/21/95 12:09
2	2.129	2.09	<AL	7.64	-1.52	2.36	<MDA	12.71	2.00	0.721	-0.56	2/21/95 12:11

**LB5100-W Low Background Counting System – Smear Analysis**

Date: 2/21/95  
 Counting Unit id: 1  
 Data file name: C:\LBXL\UNIT1\B01-125.XLD  
 Batch Ended: 2/21/95 12:20  
 Crosstalk Correction: Not Applied

Alpha activity action level (DPM): 20.00  
 Beta activity action level (DPM): 200.00  
 Certainty level for MDA and flags: 95.00%  
 High Voltage Setting: 1410

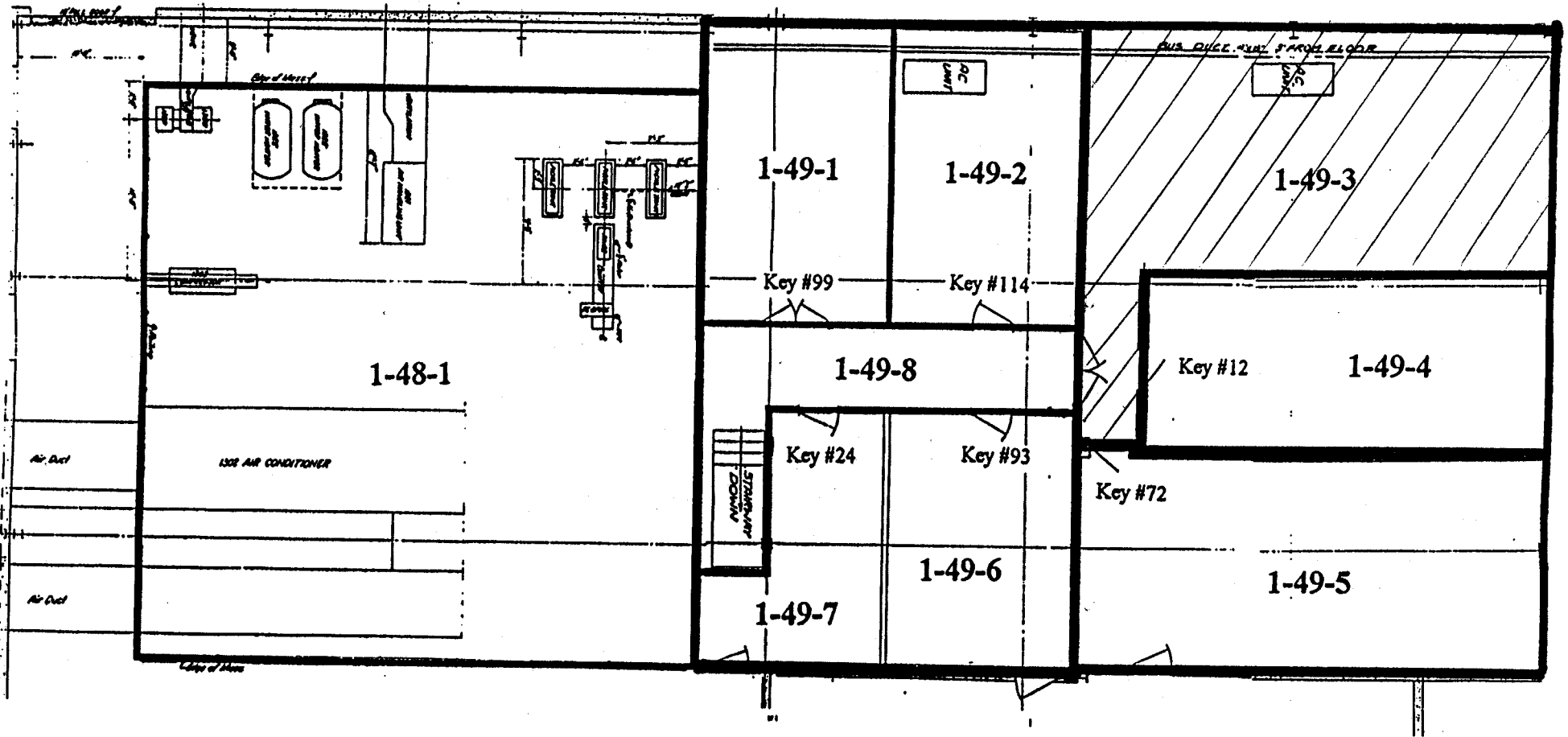
Application Revision: 3  
 Application Version: Standard

Batch ID: Blairsville 1-49-3 walls

Carrier	Alpha Activity				Beta Activity				Count time (min)	Alpha CPM	Beta CPM	Completion Date - Time
	DPM	$\sigma$	flags	MDA	DPM	$\sigma$	flags	MDA				
3	0.654	1.48	<MDA	7.64	-1.52	2.36	<MDA	12.71	2.00	0.221	-0.56	2/21/95 12:13
4	-0.822	1.48	<MDA	7.64	-5.56	1.39	<MDA	12.71	2.00	-0.279	-2.06	2/21/95 12:15
5	-0.822	1.48	<MDA	7.64	-0.17	2.71	<MDA	12.71	2.00	-0.279	-0.06	2/21/95 12:18
6	0.654	1.48	<MDA	7.64	-0.17	2.71	<MDA	12.71	2.00	0.221	-0.06	2/21/95 12:20

Alpha efficiency log file: th230ab Alpha Efficiency: 33.88% Alpha to Beta Crosstalk: 24.12% Alpha Background (CPM): 0.278571429 Alpha Correction Factor: 1.000
Beta efficiency log file: tc99ab Beta Efficiency: 37.13% Beta into Alpha Crosstalk: 0.03% Beta Background (CPM): 2.064285714 Beta Correction Factor: 1.000

SN: 01.125  
DATE: 1-11-95  
BY: V.T.; J.S.



# Blairsville Point Survey Form #003

Survey Serial #:	01-126
Survey Section:	1
Survey Unit:	17
Survey Sub-unit:	1

Alpha Survey Instruments				
Inst. S/N	Inst. Code	Eff. %	Corr. Fac.	Bkg. CPM
1517	7	19.1	5.24	2


Beta Survey Instruments				
Inst. S/N	Inst. Code	Eff. %	Corr. Fac.	Bkg. CPM
1595	12	32.2	3.11	356

Gamma or Beta/Gamma Instruments			
Inst. S/N	Inst. Code	Bkg.	Detection Type

Classification:	3
Survey Type:	lower

Alpha Counting Instruments				
Inst. S/N	Inst. Code	Eff. %	Corr. Fac.	Bkg. CPM
13295	2	33.88	2.95	0.28

Beta Counting Instruments				
Inst. S/N	Inst. Code	Eff. %	Corr. Fac.	Bkg. CPM
13295	3	37.13	2.69	2.06

Surveyor:	V. TAYLOR / J. SHOEMAKER
Signature:	

Surface Description	Coordinates		Gamma at 1m	Gamma Inst.	Beta/Gamma Contact	Beta/Gamma Code	Contact Gross 1 min. Count	Alpha Inst. Code	Contact Gross 1 min. Count	Beta Inst. Code	Scan Contact Gross CPM		Removable DPM/100 cm2	Alpha Count Code	Removable DPM/100 cm2	Beta Count Code	Comments
	X	Y	uR/hr	Code	mR/hr	Code	Alpha	Beta	Code	Code	Max Beta	Avg Beta	Alpha	Beta	Beta		
BLOCK WALL	2	1	N/A	N/A	N/A	N/A	2	7	334	12	408	340	-0.82	2	-1.52	3	NORTH WALL #1
BLOCK WALL	4	2	N/A	N/A	N/A	N/A	0	7	340	12	411	290	-0.82	2	-0.17	3	NORTH WALL #1
BLOCK WALL	8	1	N/A	N/A	N/A	N/A	7	7	315	12	454	320	-0.82	2	-4.21	3	NORTH WALL #1
BLOCK WALL	12	2	N/A	N/A	N/A	N/A	2	7	367	12	410	290	-0.82	2	-0.17	3	NORTH WALL #1
BLOCK WALL	1	1	N/A	N/A	N/A	N/A	3	7	298	12	424	260	-0.82	2	-2.87	3	SOUTH WALL
BLOCK WALL	3	2	N/A	N/A	N/A	N/A	2	7	298	12	329	280	-0.82	2	-5.56	3	SOUTH WALL
BLOCK WALL	6	1	N/A	N/A	N/A	N/A	1	7	312	12	418	280	-0.82	2	-1.52	3	SOUTH WALL
BLOCK WALL	10	2	N/A	N/A	N/A	N/A	1	7	279	12	386	270	-0.82	2	-5.56	3	SOUTH WALL
BLOCK WALL	13	1	N/A	N/A	N/A	N/A	2	7	265	12	394	240	-0.82	2	1.17	3	SOUTH WALL
BLOCK WALL	2	1	N/A	N/A	N/A	N/A	1	7	289	12	333	260	-0.82	2	-0.17	3	NORTH WALL
BLOCK WALL	4	2	N/A	N/A	N/A	N/A	3	7	336	12	407	320	-0.82	2	9.25	3	NORTH WALL
BLOCK WALL	5	1	N/A	N/A	N/A	N/A	1	7	258	12	399	240	-0.82	2	3.87	3	NORTH WALL
BLOCK WALL	4	2	N/A	N/A	N/A	N/A	4	7	301	12	373	270	-0.82	2	-0.17	3	WEST WALL
BLOCK WALL	8	1	N/A	N/A	N/A	N/A	2	7	313	12	308	250	0.65	2	2.52	3	WEST WALL

**LB5100-W Low Background Counting System -- Smear Analysis**

Date: 2/20/95  
 Counting Unit id: 1  
 Data file name: C:\LBXL\UNIT1\B01-126.XLD  
 Batch Ended: 2/20/95 12:33  
 Crosstalk Correction: Not Applied

Alpha activity action level (DPM): 20.00  
 Beta activity action level (DPM): 200.00  
 Certainty level for MDA and flags: 95.00%  
 High Voltage Setting: 1410

Application Revision: 3  
 Application Version: Standard

Alpha efficiency log file: th230ab  
 Alpha Efficiency: 33.88%  
 Alpha to Beta Crosstalk: 24.12%  
 Alpha Background (CPM): 0.278571429  
 Alpha Correction Factor: 1.000

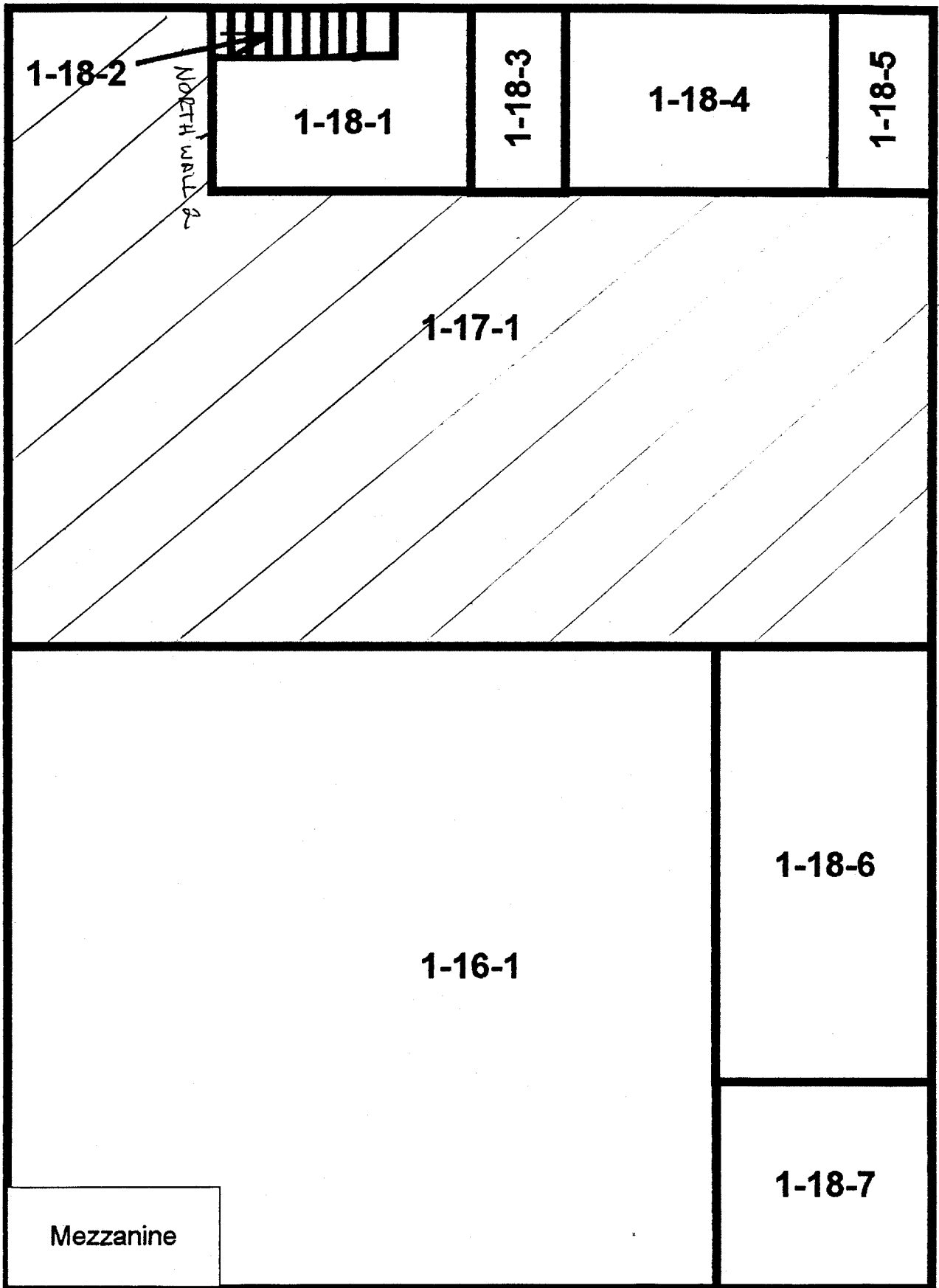
Beta efficiency log file: tc99ab  
 Beta Efficiency: 37.13%  
 Beta into Alpha Crosstalk: 0.03%  
 Beta Background (CPM): 2.064285714  
 Beta Correction Factor: 1.000

Batch ID: Blairsville 1-17-1

Carrier	Alpha Activity				Beta Activity				Count time (min)	Alpha CPM	Beta CPM	Completion Date - Time
	DPM	$\sigma$	flags	MDA	DPM	$\sigma$	flags	MDA				
30	-0.822	1.48	<MDA	7.64	-1.52	2.36	<MDA	12.71	2.00	-0.279	-0.56	2/20/95 12:04
31	-0.822	1.48	<MDA	7.64	-0.17	2.71	<MDA	12.71	2.00	-0.279	-0.06	2/20/95 12:07
32	-0.822	1.48	<MDA	7.64	-4.21	1.39	<MDA	12.71	2.00	-0.279	-1.56	2/20/95 12:09
33	-0.822	1.48	<MDA	7.64	-0.17	2.71	<MDA	12.71	2.00	-0.279	-0.06	2/20/95 12:11
34	-0.822	1.48	<MDA	7.64	-2.87	1.93	<MDA	12.71	2.00	-0.279	-1.06	2/20/95 12:13
35	-0.822	1.48	<MDA	7.64	-5.56	1.39	<MDA	12.71	2.00	-0.279	-2.06	2/20/95 12:15
36	-0.822	1.48	<MDA	7.64	-1.52	2.36	<MDA	12.71	2.00	-0.279	-0.56	2/20/95 12:18
37	-0.822	1.48	<MDA	7.64	-5.56	1.39	<MDA	12.71	2.00	-0.279	-2.06	2/20/95 12:20
38	-0.822	1.48	<MDA	7.64	1.17	3.03	<MDA	12.71	2.00	-0.279	0.44	2/20/95 12:22
39	-0.822	1.48	<MDA	7.64	-0.17	2.71	<MDA	12.71	2.00	-0.279	-0.06	2/20/95 12:24
40	-0.822	1.48	<MDA	7.64	9.25	4.48	<AL	12.71	2.00	-0.279	3.44	2/20/95 12:26
41	-0.822	1.48	<MDA	7.64	3.87	3.58	<MDA	12.71	2.00	-0.279	1.44	2/20/95 12:29
42	-0.822	1.48	<MDA	7.64	-0.17	2.71	<MDA	12.71	2.00	-0.279	-0.06	2/20/95 12:31
43	0.654	1.48	<MDA	7.64	2.52	3.32	<MDA	12.71	2.00	0.221	0.94	2/20/95 12:33



# Units 1-16, 1-17, 1-18



# Blairsville Point Survey Form #003

Survey Serial #:	01-127
------------------	--------

Survey Section:	1
-----------------	---

Survey Unit:	16
--------------	----

Survey Sub-unit:	1
------------------	---

Classification:	3
-----------------	---

Survey Type:	LOWER
--------------	-------

Survey Date:	1/12/95
--------------	---------

Count Date:	2/21/95
-------------	---------


Alpha Survey Instruments				
Inst. S/N	Inst. Code	Eff. %	Corr. Fac.	Bkg. CPM
1517	7	19.1	5.24	4

Beta Survey Instruments				
Inst. S/N	Inst. Code	Eff. %	Corr. Fac.	Bkg. CPM
1595	12	32.2	3.11	307

Gamma or Beta/Gamma Instruments			
Inst. S/N	Inst. Code	Bkg.	Detection Type

Alpha Counting Instruments				
Inst. S/N	Inst. Code	Eff. %	Corr. Fac.	Bkg. CPM
13295	2	33.88	2.95	0.28

Beta Counting Instruments				
Inst. S/N	Inst. Code	Eff. %	Corr. Fac.	Bkg. CPM
13295	3	37.13	2.69	2.06

Surveyor:	V. TAYLOR/ J. SHOEMAKER
Signature:	

Surface Description	Coordinates		Gamma at 1m uR/hr	Gamma Inst. Code	Beta/Gamma Contact mR/hr	Beta/Gamma Code	Contact Gross 1 min. Count Alpha	Alpha Inst. Code	Contact Gross 1 min. Count Beta	Beta Inst. Code	Scan Contact		Removable DPM/100 cm2 Alpha	Alpha Count	Removable DPM/100 cm2 Beta	Beta Count	Comments
											Gross CPM						
	X	Y									Max Beta	Avg Beta					
CONCRETE BLOCK	3	2	N/A	N/A	N/A	N/A	2	7	319	12	438	300	0.65	2	-2.87	3	NORTH WALL
CONCRETE BLOCK	7	1	N/A	N/A	N/A	N/A	2	7	340	12	391	280	-0.82	2	1.17	3	NORTH WALL
CONCRETE BLOCK	10	2	N/A	N/A	N/A	N/A	0	7	333	12	404	290	0.65	2	-2.87	3	NORTH WALL
CONCRETE BLOCK	15	1	N/A	N/A	N/A	N/A	8	7	394	12	489	360	-0.82	2	-2.87	3	NORTH WALL
CONCRETE BLOCK	18	2	N/A	N/A	N/A	N/A	0	7	363	12	550	370	-0.82	2	-2.87	3	NORTH WALL
CONCRETE BLOCK	2	1	N/A	N/A	N/A	N/A	1	7	404	12	462	320	0.65	2	1.17	3	EAST WALL
CONCRETE BLOCK	6	1	N/A	N/A	N/A	N/A	4	7	383	12	503	370	-0.82	2	1.17	3	EAST WALL
CONCRETE BLOCK	8	2	N/A	N/A	N/A	N/A	2	7	366	12	542	350	2.13	2	1.17	3	EAST WALL
CONCRETE BLOCK	12	2	N/A	N/A	N/A	N/A	1	7	363	12	450	310	-0.82	2	-4.21	3	EAST WALL
CONCRETE BLOCK	19	1	N/A	N/A	N/A	N/A	1	7	241	12	304	240	-0.82	2	-2.87	3	EAST WALL
CONCRETE BLOCK	22	2	N/A	N/A	N/A	N/A	3	7	310	12	411	280	-0.82	2	1.17	3	EAST WALL
CONCRETE BLOCK	24	1	N/A	N/A	N/A	N/A	1	7	273	12	317	240	-0.82	2	2.52	3	EAST WALL
CONCRETE BLOCK	3	1	N/A	N/A	N/A	N/A	1	7	290	12	314	270	2.13	2	-1.52	3	SOUTH WALL
CONCRETE BLOCK	6	2	N/A	N/A	N/A	N/A	4	7	266	12	431	250	-0.82	2	-0.17	3	SOUTH WALL
CONCRETE BLOCK	10	2	N/A	N/A	N/A	N/A	5	7	289	12	338	250	0.65	2	-0.17	3	SOUTH WALL
CONCRETE BLOCK	16	1	N/A	N/A	N/A	N/A	2	7	300	12	362	280	-0.82	2	-2.87	3	SOUTH WALL
CONCRETE BLOCK	18	2	N/A	N/A	N/A	N/A	3	7	297	12	394	250	-0.82	2	-4.21	3	SOUTH WALL

**LB5100-W Low Background Counting System – Smear Analysis**

Date: 2/21/95  
 Counting Unit id: 1  
 Data file name: C:\LBXLUNIT1\B01-127.XLD  
 Batch Ended: 2/21/95 8:28  
 Crosstalk Correction: Not Applied

Alpha activity action level (DPM): 20.00  
 Beta activity action level (DPM): 200.00  
 Certainty level for MDA and flags: 95.00%  
 High Voltage Setting: 1410

Application Revision: 3  
 Application Version: Standard

Alpha efficiency log file: th230ab  
 Alpha Efficiency: 33.88%  
 Alpha to Beta Crosstalk: 24.12%  
 Alpha Background (CPM): 0.278571429  
 Alpha Correction Factor: 1.000

Beta efficiency log file: tc90ab  
 Beta Efficiency: 37.13%  
 Beta into Alpha Crosstalk: 0.03%  
 Beta Background (CPM): 2.064285714  
 Beta Correction Factor: 1.000

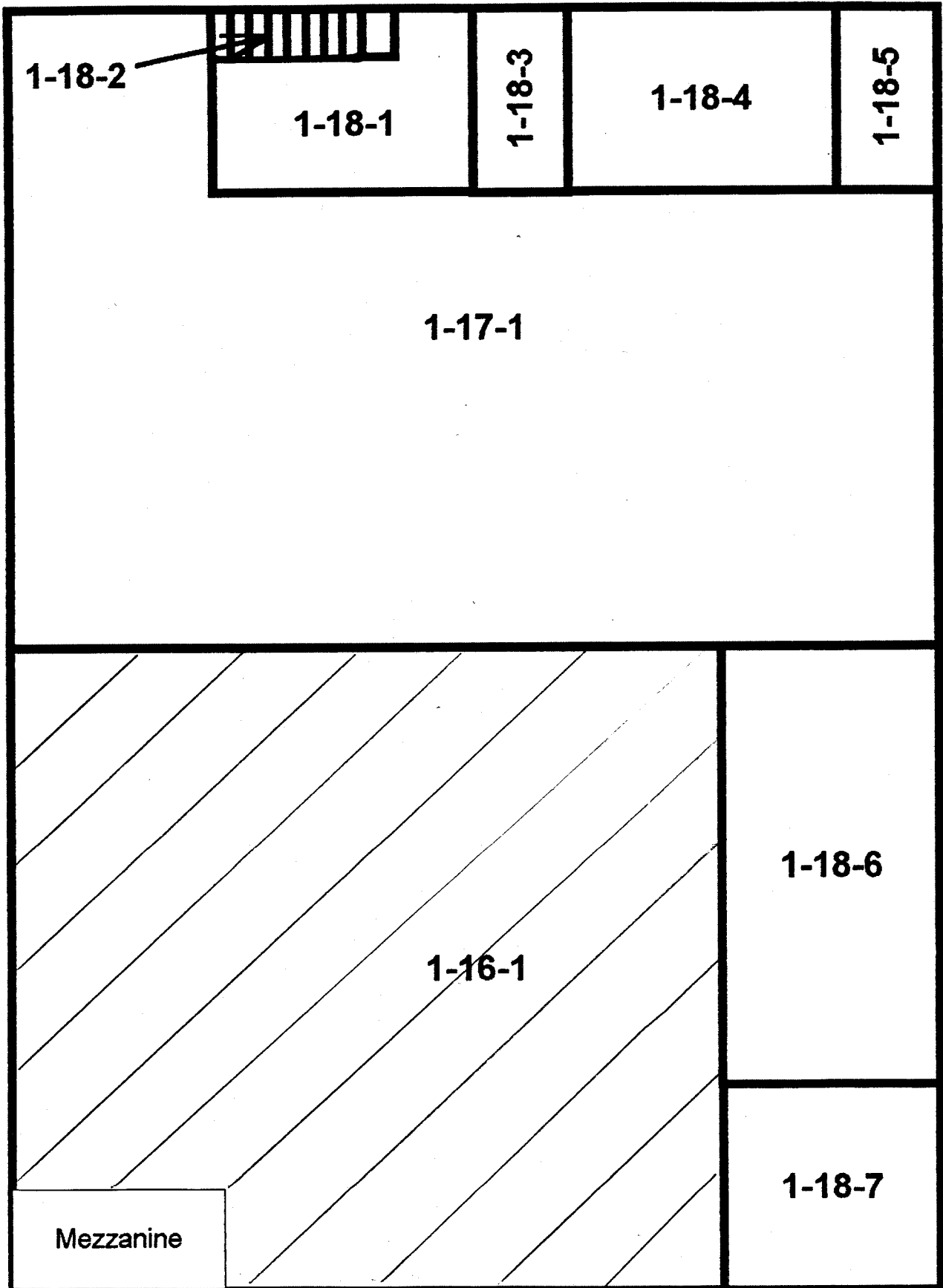
Batch ID: Blairsville 1-16-1

Carrier	Alpha Activity				Beta Activity				Count time (min)	Alpha CPM	Beta CPM	Completion Date - Time
	DPM	$\sigma$	flags	MDA	DPM	$\sigma$	flags	MDA				
1	0.654	1.48	<MDA	7.64	-2.87	1.93	<MDA	12.71	2.00	0.221	-1.06	2/21/95 7:53
2	-0.822	1.48	<MDA	7.64	1.17	3.03	<MDA	12.71	2.00	-0.279	0.44	2/21/95 7:55
3	0.654	1.48	<MDA	7.64	-2.87	1.93	<MDA	12.71	2.00	0.221	-1.06	2/21/95 7:58
4	-0.822	1.48	<MDA	7.64	-2.87	1.93	<MDA	12.71	2.00	-0.279	-1.06	2/21/95 8:00
5	-0.822	1.48	<MDA	7.64	-2.87	1.93	<MDA	12.71	2.00	-0.279	-1.06	2/21/95 8:02
6	0.654	1.48	<MDA	7.64	1.17	3.03	<MDA	12.71	2.00	0.221	0.44	2/21/95 8:04
7	-0.822	1.48	<MDA	7.64	1.17	3.03	<MDA	12.71	2.00	-0.279	0.44	2/21/95 8:06
8	2.129	2.09	<AL	7.64	1.17	3.03	<MDA	12.71	2.00	0.721	0.44	2/21/95 8:09
9	-0.822	1.48	<MDA	7.64	-4.21	1.39	<MDA	12.71	2.00	-0.279	-1.56	2/21/95 8:11
10	-0.822	1.48	<MDA	7.64	-2.87	1.93	<MDA	12.71	2.00	-0.279	-1.06	2/21/95 8:13
11	-0.822	1.48	<MDA	7.64	1.17	3.03	<MDA	12.71	2.00	-0.279	0.44	2/21/95 8:15
12	-0.822	1.48	<MDA	7.64	2.52	3.32	<MDA	12.71	2.00	-0.279	0.94	2/21/95 8:17
13	2.129	2.09	<AL	7.64	-1.52	2.36	<MDA	12.71	2.00	0.721	-0.56	2/21/95 8:19
14	-0.822	1.48	<MDA	7.64	-0.17	2.71	<MDA	12.71	2.00	-0.279	-0.06	2/21/95 8:22
15	0.654	1.48	<MDA	7.64	-0.17	2.71	<MDA	12.71	2.00	0.221	-0.06	2/21/95 8:24
16	-0.822	1.48	<MDA	7.64	-2.87	1.93	<MDA	12.71	2.00	-0.279	-1.06	2/21/95 8:26
17	-0.822	1.48	<MDA	7.64	-4.21	1.39	<MDA	12.71	2.00	-0.279	-1.56	2/21/95 8:28

SN: 01-127

DATE: 1-12-95

BY: V.T.; J.S. **Units 1-16, 1-17, 1-18**



# Blairsville Point Survey Form #003

Survey Serial #:	01-128
Survey Section:	1
Survey Unit:	15
Survey Sub-unit:	1

Alpha Survey Instruments				
Inst. S/N	Inst. Code	Eff. %	Corr. Fac.	Bkg. CPM
1510	6	23.6	4.24	1

Beta Survey Instruments				
Inst. S/N	Inst. Code	Eff. %	Corr. Fac.	Bkg. CPM
1593	11	37.5	2.67	352


Gamma or Beta/Gamma Instruments			
Inst. S/N	Inst. Code	Bkg.	Detection Type
1522	22	0.013	Beta / Gamma
234	23	5	Gamma

Classification:	4
Survey Type:	LOWER

Alpha Counting Instruments				
Inst. S/N	Inst. Code	Eff. %	Corr. Fac.	Bkg. CPM
13295	2	33.88	2.95	0.28

Beta Counting Instruments				
Inst. S/N	Inst. Code	Eff. %	Corr. Fac.	Bkg. CPM
13295	3	37.13	2.69	2.06

Survey Date:	1/12/95
Count Date:	2/22/95

Surveyor:	L/SMITH/V. TAYLOR/C. VERGARI
Signature:	

Surface Description	Coordinates		Gamma at 1m uR/hr	Gamma Inst. Code	Beta/Gamma Contact mR/hr	Beta/Gamma Code	Contact Gross 1 min. Count Alpha	Alpha Inst. Code	Contact Gross 1 min. Count Beta	Beta Inst. Code	Scan Contact Gross CPM		Removable DPM/100 cm2 Alpha	Alpha Count Code	Removable DPM/100 cm2 Beta	Beta Count Code	Comments
	X	Y									Max Beta	Avg Beta					
CONCRETE FLOOR	28	-6	5	23	0.007	22	3	6	343	11	440	305	-0.82	2	-4.21	3	PAINTED
CONCRETE FLOOR	30	-6	5.5	23	0.008	22	1	6	339	11	448	290	-0.82	2	1.17	3	PAINTED
CONCRETE FLOOR	34	-6	6	23	0.01	22	2	6	296	11	514	320	-0.82	2	-5.56	3	PAINTED
CONCRETE FLOOR	16	-7	5	23	0.017	22	2	6	313	11	370	270	-0.82	2	-1.52	3	PAINTED
CONCRETE FLOOR	18	-7	4.5	23	0.012	22	3	6	226	11	386	300	-0.82	2	-2.87	3	PAINTED
CONCRETE FLOOR	20	-7	5	23	0.007	22	5	6	346	11	431	310	0.65	2	-2.87	3	PAINTED
CONCRETE FLOOR	22	-7	5	23	0.007	22	3	6	379	11	458	270	-0.82	2	-2.87	3	PAINTED
CONCRETE FLOOR	5	-8	5	23	0.015	22	6	6	330	11	431	320	-0.82	2	-1.52	3	PAINTED
CONCRETE FLOOR	7	-8	5	23	0.009	22	4	6	338	11	407	280	0.65	2	-5.56	3	PAINTED
CONCRETE FLOOR	28	-8	6	23	0.013	22	4	6	335	11	440	286	-0.82	2	-4.21	3	PAINTED
CONCRETE FLOOR	30	-8	5	23	0.016	22	0	6	351	11	405	310	-0.82	2	-0.17	3	PAINTED
CONCRETE FLOOR	34	-8	5.5	23	0.018	22	0	6	328	11	413	320	-0.82	2	-2.87	3	PAINTED
CONCRETE FLOOR	19	-9	5	23	0.011	22	3	6	368	11	433	320	0.65	2	-0.17	3	PAINTED
CONCRETE FLOOR	5	-10	4.5	23	0.009	22	2	6	364	11	396	300	0.65	2	-5.56	3	PAINTED
CONCRETE FLOOR	16	-10	5	23	0.007	22	1	6	324	11	418	315	-0.82	2	-0.17	3	PAINTED
CONCRETE FLOOR	18	-10	5	23	0.006	22	1	6	328	11	426	330	0.65	2	-1.52	3	PAINTED
CONCRETE FLOOR	20	-10	5	23	0.008	22	3	6	300	11	410	300	0.65	2	-0.17	3	PAINTED
CONCRETE FLOOR	26	-10	5	23	0.012	22	2	6	331	11	442	330	-0.82	2	-1.52	3	PAINTED
CONCRETE FLOOR	32	-10	5	23	0.01	22	1	6	358	11	485	280	-0.82	2	5.21	3	PAINTED
CONCRETE FLOOR	34	-10	5.5	23	0.012	22	0	6	347	11	364	240	0.65	2	-4.21	3	PAINTED
CONCRETE FLOOR	2	-1	5	23	0.011	22	4	6	292	11	458	340	2.13	2	-2.87	3	PAINTED
CONCRETE FLOOR	4	-1	5.5	23	0.007	22	0	6	331	11	312	200	0.65	2	1.17	3	PAINTED
CONCRETE FLOOR	10	-1	5	23	0.009	22	0	6	339	11	531	330	3.60	2	-1.52	3	PAINTED

## Blairsville Point Survey Form #003

Survey Serial #:	01-128
Survey Section:	1
Survey Unit:	15
Survey Sub-unit:	1

Alpha Survey Instruments				
Inst. S/N	Inst. Code	Eff. %	Corr. Fac.	Bkg. CPM
1510	6	23.6	4.24	1


Beta Survey Instruments				
Inst. S/N	Inst. Code	Eff. %	Corr. Fac.	Bkg. CPM
1593	11	37.5	2.67	352

Gamma or Beta/Gamma Instruments			
Inst. S/N	Inst. Code	Bkg.	Detection Type
1522	22	0.013	Beta / Gamma
234	23	5	Gamma

Classification:	4
Survey Type:	LOWER
Survey Date:	1/12/95
Count Date:	2/22/95

Alpha Counting Instruments				
Inst. S/N	Inst. Code	Eff. %	Corr. Fac.	Bkg. CPM
13295	2	33.88	2.95	0.28

Beta Counting Instruments				
Inst. S/N	Inst. Code	Eff. %	Corr. Fac.	Bkg. CPM
13295	3	37.13	2.69	2.06

Surveyor:	L. SMITH/ V. TAYLOR/ C. VERGARI
Signature:	

Surface Description	Coordinates		Gamma at 1m	Gamma Inst.	Beta/Gamma Contact	Beta/Gamma Code	Contact Gross 1 min. Count	Alpha Inst.	Contact Gross 1 min. Count	Beta Inst.	Scan Contact Gross CPM		Removable DPM/100 cm2	Alpha Count	Removable DPM/100 cm2	Beta Count	Comments
	X	Y	uR/hr	Code	mR/hr	Code	Alpha	Beta	Code	Code	Max Beta	Avg Beta	Alpha	Beta	Code		
CONCRETE FLOOR	14	-1	5	23	0.012	22	1	6	284	11	462	300	-0.82	2	5.21	3	PAINTED
CONCRETE FLOOR	28	-1	5.5	23	0.016	22	3	6	331	11	430	330	-0.82	2	1.17	3	PAINTED
CONCRETE FLOOR	15	-3	6	23	0.014	22	0	6	360	11	411	280	-0.82	2	-4.21	3	PAINTED
CONCRETE FLOOR	12	-5	5	23	0.011	22	1	6	325	11	474	330	-0.82	2	-5.56	3	PAINTED
CONCRETE FLOOR	14	-5	5	23	0.012	22	1	6	366	11	474	300	-0.82	2	-2.87	3	PAINTED
CONCRETE FLOOR	16	-5	5	23	0.015	22	1	6	304	11	449	330	-0.82	2	-0.17	3	PAINTED
CONCRETE FLOOR	28	-5	5.5	23	0.015	22	1	6	307	11	431	320	-0.82	2	-0.17	3	PAINTED
CONCRETE FLOOR	30	-5	6	23	0.011	22	2	6	374	11	454	300	0.65	2	-0.17	3	PAINTED
CONCRETE FLOOR	34	-5	6	23	0.012	22	1	6	321	11	412	300	2.13	2	-0.17	3	PAINTED
CONCRETE FLOOR	34	0	6	23	0.007	22	2	6	299	11	536	330	-0.82	2	-4.21	3	PAINTED
CONCRETE FLOOR	7	-6	5	23	0.01	22	2	6	335	11	480	300	-0.82	2	-4.21	3	PAINTED
CONCRETE FLOOR	9	-6	4.5	23	0.009	22	3	6	319	11	433	290	-0.82	2	-0.17	3	PAINTED
CONCRETE FLOOR	11	-6	5	23	0.014	22	3	6	285	11	377	250	-0.82	2	-1.52	3	PAINTED
CONCRETE FLOOR	13	-6	5	23	0.015	22	1	6	343	11	506	340	-0.82	2	-5.56	3	PAINTED
CONCRETE FLOOR	15	-6	5	23	0.019	22	2	6	346	11	392	280	-0.82	2	-0.17	3	PAINTED
CONCRETE FLOOR	17	-6	6	23	0.019	22	1	6	319	11	376	278	-0.82	2	2.52	3	PAINTED
CONCRETE FLOOR	21	-6	5	23	0.011	22	6	6	328	11	507	350	-0.82	2	-2.87	3	PAINTED

**LB5100-W Low Background Counting System – Smear Analysis**

Date: 2/22/95  
 Counting Unit id: 1  
 Data file name: C:\LBXLUNIT1\B01-128.XLD  
 Batch Ended: 2/22/95 10:10  
 Crosstalk Correction: Not Applied

Alpha activity action level (DPM): 20.00  
 Beta activity action level (DPM): 200.00  
 Certainty level for MDA and flags: 95.00%  
 High Voltage Setting: 1410

Application Revision: 3  
 Application Version: Standard

Alpha efficiency log file: th230ab  
 Alpha Efficiency: 33.88%  
 Alpha to Beta Crosstalk: 24.12%  
 Alpha Background (CPM): 0.278571429  
 Alpha Correction Factor: 1.000

Beta efficiency log file: tc99ab  
 Beta Efficiency: 37.13%  
 Beta into Alpha Crosstalk: 0.03%  
 Beta Background (CPM): 2.064285714  
 Beta Correction Factor: 1.000

Batch ID: Blairsville Production area

Carrier	Alpha Activity				Beta Activity				Count time (min)	Alpha CPM	Beta CPM	Completion Date - Time
	DPM	$\sigma$	flags	MDA	DPM	$\sigma$	flags	MDA				
1	-0.822	1.48	<MDA	7.64	-4.21	1.39	<MDA	12.71	2.00	-0.279	-1.56	2/22/95 8:44
2	-0.822	1.48	<MDA	7.64	1.17	3.03	<MDA	12.71	2.00	-0.279	0.44	2/22/95 8:46
3	-0.822	1.48	<MDA	7.64	-5.56	1.39	<MDA	12.71	2.00	-0.279	-2.06	2/22/95 8:48
4	-0.822	1.48	<MDA	7.64	-1.52	2.36	<MDA	12.71	2.00	-0.279	-0.56	2/22/95 8:51
5	-0.822	1.48	<MDA	7.64	-2.87	1.93	<MDA	12.71	2.00	-0.279	-1.06	2/22/95 8:53
6	0.654	1.48	<MDA	7.64	-2.87	1.93	<MDA	12.71	2.00	0.221	-1.06	2/22/95 8:55
7	-0.822	1.48	<MDA	7.64	-2.87	1.93	<MDA	12.71	2.00	-0.279	-1.06	2/22/95 8:57
8	-0.822	1.48	<MDA	7.64	-1.52	2.36	<MDA	12.71	2.00	-0.279	-0.56	2/22/95 8:59
9	0.654	1.48	<MDA	7.64	-5.56	1.39	<MDA	12.71	2.00	0.221	-2.06	2/22/95 9:02
10	-0.822	1.48	<MDA	7.64	-4.21	1.39	<MDA	12.71	2.00	-0.279	-1.56	2/22/95 9:04
11	-0.822	1.48	<MDA	7.64	-0.17	2.71	<MDA	12.71	2.00	-0.279	-0.06	2/22/95 9:06
12	-0.822	1.48	<MDA	7.64	-2.87	1.93	<MDA	12.71	2.00	-0.279	-1.06	2/22/95 9:08
13	0.654	1.48	<MDA	7.64	-0.17	2.71	<MDA	12.71	2.00	0.221	-0.06	2/22/95 9:10
14	0.654	1.48	<MDA	7.64	-5.56	1.39	<MDA	12.71	2.00	0.221	-2.06	2/22/95 9:12
15	-0.822	1.48	<MDA	7.64	-0.17	2.71	<MDA	12.71	2.00	-0.279	-0.06	2/22/95 9:15
16	0.654	1.48	<MDA	7.64	-1.52	2.36	<MDA	12.71	2.00	0.221	-0.56	2/22/95 9:17
17	0.654	1.48	<MDA	7.64	-0.17	2.71	<MDA	12.71	2.00	0.221	-0.06	2/22/95 9:19
18	-0.822	1.48	<MDA	7.64	-1.52	2.36	<MDA	12.71	2.00	-0.279	-0.56	2/22/95 9:21
19	-0.822	1.48	<MDA	7.64	5.21	3.82	<AL	12.71	2.00	-0.279	1.94	2/22/95 9:24
20	0.654	1.48	<MDA	7.64	-4.21	1.39	<MDA	12.71	2.00	0.221	-1.56	2/22/95 9:26
21	2.129	2.09	<AL	7.64	-2.87	1.93	<MDA	12.71	2.00	0.721	-1.06	2/22/95 9:28
22	0.654	1.48	<MDA	7.64	1.17	3.03	<MDA	12.71	2.00	0.221	0.44	2/22/95 9:30
23	3.605	2.56	<AL	7.64	-1.52	2.36	<MDA	12.71	2.00	1.221	-0.56	2/22/95 9:32
24	-0.822	1.48	<MDA	7.64	5.21	3.82	<AL	12.71	2.00	-0.279	1.94	2/22/95 9:35

**LB5100-W Low Background Counting System – Smear Analysis**

Date: 2/22/95  
 Counting Unit id: 1  
 Data file name: C:\LBXL\UNIT1\B01-128.XLD  
 Batch Ended: 2/22/95 10:10  
 Crosstalk Correction: Not Applied

Alpha activity action level (DPM): 20.00  
 Beta activity action level (DPM): 200.00  
 Certainty level for MDA and flags: 95.00%  
 High Voltage Setting: 1410

Application Revision: 3  
 Application Version: Standard

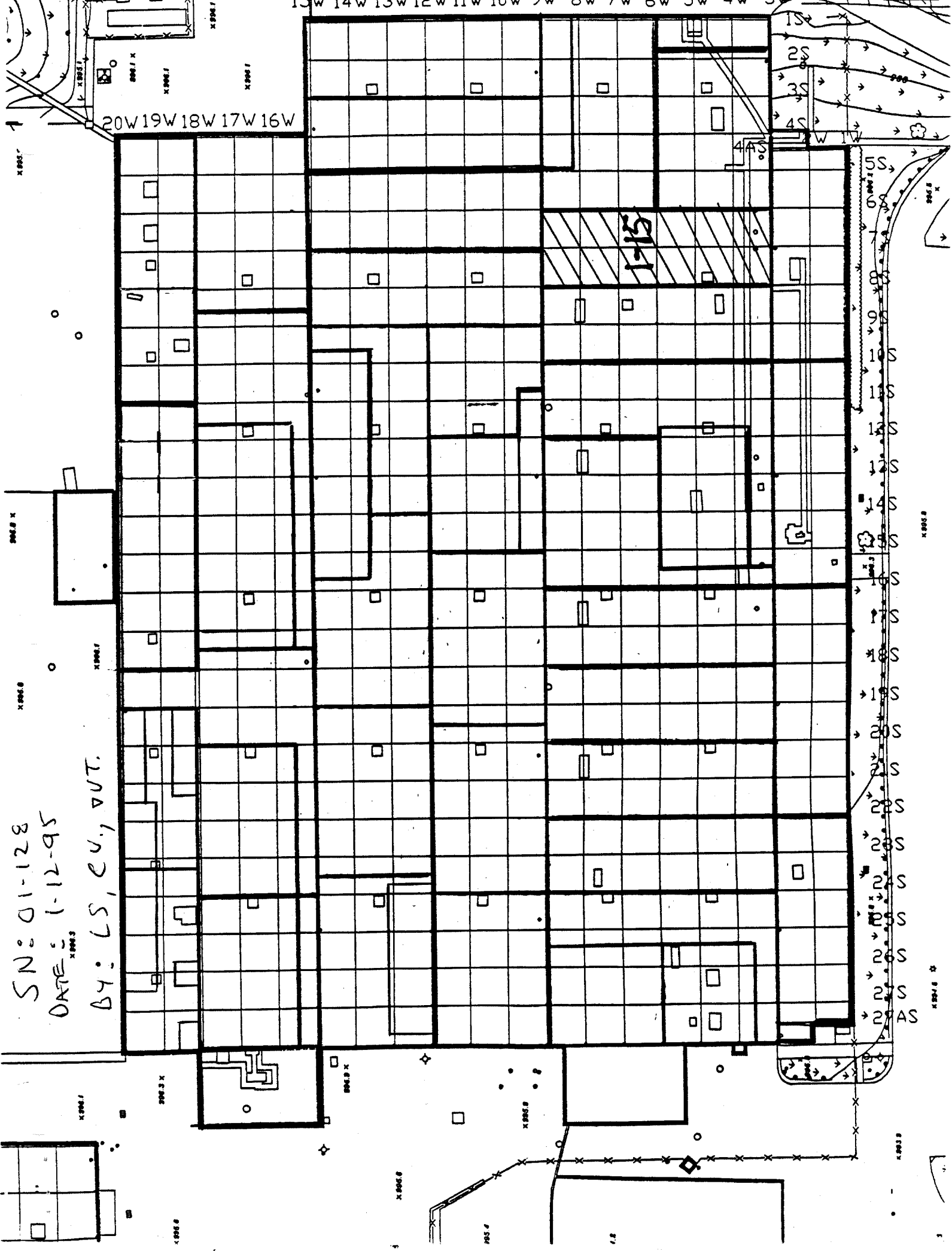
Alpha efficiency log file: th230ab Alpha Efficiency: 33.88% Alpha to Beta Crosstalk: 24.12% Alpha Background (CPM): 0.278571429 Alpha Correction Factor: 1.000			
Beta efficiency log file: tc99ab Beta Efficiency: 37.13% Beta into Alpha Crosstalk: 0.03% Beta Background (CPM): 2.064285714 Beta Correction Factor: 1.000			
Count time (min)	Alpha CPM	Beta CPM	Completion Date - Time
2.00	-0.279	0.44	2/22/95 9:37
2.00	-0.279	-1.56	2/22/95 9:39
2.00	-0.279	-2.06	2/22/95 9:41
2.00	-0.279	-1.06	2/22/95 9:43
2.00	-0.279	-0.06	2/22/95 9:46
2.00	-0.279	-0.06	2/22/95 9:48
2.00	0.221	-0.06	2/22/95 9:50
2.00	0.721	-0.06	2/22/95 9:52
2.00	-0.279	-1.56	2/22/95 9:54
2.00	-0.279	-1.56	2/22/95 9:57
2.00	-0.279	-0.06	2/22/95 9:59
2.00	-0.279	-0.56	2/22/95 10:01
2.00	-0.279	-2.06	2/22/95 10:03
2.00	-0.279	-0.06	2/22/95 10:05
2.00	-0.279	0.94	2/22/95 10:07
2.00	-0.279	-1.06	2/22/95 10:10

Batch ID: Blairsville Production area

Carrier	Alpha Activity				Beta Activity			
	DPM	$\sigma$	flags	MDA	DPM	$\sigma$	flags	MDA
25	-0.822	1.48	<MDA	7.64	1.17	3.03	<MDA	12.71
26	-0.822	1.48	<MDA	7.64	-4.21	1.39	<MDA	12.71
27	-0.822	1.48	<MDA	7.64	-5.56	1.39	<MDA	12.71
28	-0.822	1.48	<MDA	7.64	-2.87	1.93	<MDA	12.71
29	-0.822	1.48	<MDA	7.64	-0.17	2.71	<MDA	12.71
30	-0.822	1.48	<MDA	7.64	-0.17	2.71	<MDA	12.71
31	0.654	1.48	<MDA	7.64	-0.17	2.71	<MDA	12.71
32	2.129	2.09	<AL	7.64	-0.17	2.71	<MDA	12.71
33	-0.822	1.48	<MDA	7.64	-4.21	1.39	<MDA	12.71
34	-0.822	1.48	<MDA	7.64	-4.21	1.39	<MDA	12.71
35	-0.822	1.48	<MDA	7.64	-0.17	2.71	<MDA	12.71
36	-0.822	1.48	<MDA	7.64	-1.52	2.36	<MDA	12.71
37	-0.822	1.48	<MDA	7.64	-5.56	1.39	<MDA	12.71
38	-0.822	1.48	<MDA	7.64	-0.17	2.71	<MDA	12.71
39	-0.822	1.48	<MDA	7.64	2.52	3.32	<MDA	12.71
40	-0.822	1.48	<MDA	7.64	-2.87	1.93	<MDA	12.71



SN: 01-128  
DATE: 1-12-95  
BY: LS, CU, DUT.



20W 19W 18W 17W 16W

1-15

1S  
2S  
3S  
4S  
5S  
6S  
7S  
8S  
9S  
10S  
11S  
12S  
13S  
14S  
15S  
16S  
17S  
18S  
19S  
20S  
21S  
22S  
23S  
24S  
25S  
26S  
27S  
28S  
29AS

## Blairsville Point Survey Form #003

Survey Serial #:	01-129
Survey Section:	1
Survey Unit:	14
Survey Sub-unit:	1

Alpha Survey Instruments				
Inst. S/N	Inst. Code	Eff. %	Corr. Fac.	Bkg. CPM
1517	7	19.1	5.24	1


Beta Survey Instruments				
Inst. S/N	Inst. Code	Eff. %	Corr. Fac.	Bkg. CPM
1595	12	32.2	3.11	405

Gamma or Beta/Gamma Instruments			
Inst. S/N	Inst. Code	Bkg.	Detection Type
1522	22	0.009	Beta / Gamma
234	23	4	Gamma

Classification:	4
Survey Type:	LOWER
Survey Date:	1/16/95
Count Date:	2/27/95

Alpha Counting Instruments				
Inst. S/N	Inst. Code	Eff. %	Corr. Fac.	Bkg. CPM
13295	2	33.88	2.95	0.28

Beta Counting Instruments				
Inst. S/N	Inst. Code	Eff. %	Corr. Fac.	Bkg. CPM
13295	3	37.13	2.69	2.06

Surveyor:	A.V. TAYLOR / C. VERGARI
Signature:	

Surface Description	Coordinates		Gamma at 1m	Gamma Inst.	Beta/Gamma Contact	Beta/Gamma Code	Contact Gross 1 min. Count	Alpha Inst.	Contact Gross 1 min. Count	Beta Inst.	Scan Contact Gross CPM		Removable DPM/100 cm2	Alpha Count	Removable DPM/100 cm2	Beta Count	Comments
	X	Y	uR/hr	Code	mR/hr	Code	Alpha	Code	Beta	Code	Max Beta	Avg Beta	Alpha	Beta	Code		
CONCRETE FLOOR	2	-2	5	23	0.009	22	3	7	409	12	497	380	-0.82	2	-0.17	3	PAINTED
CONCRETE FLOOR	2	-5	5	23	0.012	22	3	7	379	12	498	340	0.65	2	-0.17	3	PAINTED
CONCRETE FLOOR	2	-7	4	23	0.01	22	2	7	356	12	496	340	-0.82	2	-5.56	3	PAINTED
CONCRETE FLOOR	4	-1	5	23	0.015	22	5	7	393	12	465	360	-0.82	2	-2.87	3	PAINTED
CONCRETE FLOOR	6	-2	5	23	0.01	22	4	7	386	12	397	260	0.65	2	-2.87	3	PAINTED
CONCRETE FLOOR	6	-6	4	23	0.01	22	15	7	360	12	534	300	-0.82	2	-0.17	3	PAINTED
CONCRETE FLOOR	5	-7	5	23	0.013	22	0	7	407	12	446	300	-0.82	2	-5.56	3	PAINTED
CONCRETE FLOOR	8	0	5	23	0.013	22	3	7	378	12	497	350	-0.82	2	-4.21	3	PAINTED
CONCRETE FLOOR	10	0	4	23	0.012	22	2	7	365	12	519	400	0.65	2	5.21	3	PAINTED
CONCRETE FLOOR	12	-1	4	23	0.009	22	1	7	399	12	524	400	-0.82	2	-4.21	3	PAINTED
CONCRETE FLOOR	14	-2	4	23	0.013	22	4	7	361	12	476	340	-0.82	2	-4.21	3	PAINTED
CONCRETE FLOOR	15	-3	4	23	0.014	22	4	7	365	12	498	320	-0.82	2	-0.17	3	PAINTED
CONCRETE FLOOR	15	-5	4	23	0.018	22	3	7	382	12	598	330	-0.82	2	-0.17	3	PAINTED
CONCRETE FLOOR	15	-7	4	23	0.009	22	2	7	349	12	528	400	0.65	2	-4.21	3	PAINTED
CONCRETE FLOOR	10	-8	4	23	0.011	22	0	7	365	12	440	340	-0.82	2	-0.17	3	PAINTED
CONCRETE FLOOR	12	-8	4	23	0.009	22	3	7	533	12	498	290	-0.82	2	-2.87	3	PAINTED
CONCRETE FLOOR	14	-9	5	23	0.014	22	1	7	374	12	451	350	-0.82	2	-2.87	3	PAINTED
CONCRETE FLOOR	15	-11	5	23	0.011	22	1	7	373	12	543	400	0.65	2	-1.52	3	PAINTED
CONCRETE FLOOR	16	-1	5	23	0.016	22	1	7	350	12	440	300	-0.82	2	2.52	3	PAINTED
CONCRETE FLOOR	18	0	4	23	0.005	22	2	7	350	12	400	280	-0.82	2	5.21	3	PAINTED
CONCRETE FLOOR	19	-2	4	23	0.015	22	2	7	375	12	472	330	-0.82	2	-0.17	3	PAINTED
CONCRETE FLOOR	19	-5	5	23	0.009	22	2	7	266	12	455	285	-0.82	2	-2.87	3	PAINTED
CONCRETE FLOOR	19	-9	5	23	0.014	22	2	7	339	12	400	280	-0.82	2	3.87	3	PAINTED

## Blairsville Point Survey Form #003

Survey Serial #:	01-129
Survey Section:	1
Survey Unit:	14
Survey Sub-unit:	1

Alpha Survey Instruments				
Inst. S/N	Inst. Code	Eff. %	Corr. Fac.	Bkg. CPM
1517	7	19.1	5.24	1


Beta Survey Instruments				
Inst. S/N	Inst. Code	Eff. %	Corr. Fac.	Bkg. CPM
1595	12	32.2	3.11	405

Gamma or Beta/Gamma Instruments			
Inst. S/N	Inst. Code	Bkg.	Detection Type
1522	22	0.009	Beta / Gamma
234	23	4	Gamma

Classification:	4
Survey Type:	LOWER

Alpha Counting Instruments				
Inst. S/N	Inst. Code	Eff. %	Corr. Fac.	Bkg. CPM
13295	2	33.88	2.95	0.28

Beta Counting Instruments				
Inst. S/N	Inst. Code	Eff. %	Corr. Fac.	Bkg. CPM
13295	3	37.13	2.69	2.06

Surveyor:	A.V. TAYLOR/ C. VERGARI
Signature:	

Survey Date:	1/16/95
Count Date:	2/27/95

Surface Description	Coordinates		Gamma at 1m uR/hr	Gamma Inst. Code	Beta/Gamma Contact mR/hr	Beta/Gamma Code	Contact Gross 1 min. Count Alpha	Alpha Inst. Code	Contact Gross 1 min. Count Beta	Beta Inst. Code	Scan Contact Gross CPM		Removable DPM/100 cm2 Alpha	Alpha Count Code	Removable DPM/100 cm2 Beta	Beta Count Code	Comments
	X	Y									Max Beta	Avg Beta					
	CONCRETE FLOOR	20									0	5					
CONCRETE FLOOR	22	0	5	23	0.011	22	2	7	394	12	489	340	-0.82	2	-2.87	3	PAINTED
CONCRETE FLOOR	24	0	5	23	0.011	22	1	7	402	12	475	310	-0.82	2	-1.52	3	PAINTED
CONCRETE FLOOR	26	0	5	23	0.015	22	13	7	369	12	449	330	-0.82	2	-5.56	3	PAINTED
CONCRETE FLOOR	26	-2	5	23	0.015	22	4	7	369	12	502	350	2.13	2	-0.17	3	PAINTED
CONCRETE FLOOR	26	-6	5	23	0.015	22	2	7	350	12	492	300	-0.82	2	-2.87	3	PAINTED
CONCRETE FLOOR	26	-10	5	23	0.014	22	0	7	388	12	412	330	-0.82	2	-1.52	3	PAINTED
CONCRETE FLOOR	26	-12	5	23	0.013	22	2	7	394	12	384	270	0.65	2	1.17	3	PAINTED
CONCRETE FLOOR	28	0	5	23	0.009	22	6	7	394	12	435	320	-0.82	2	-4.21	3	PAINTED
CONCRETE FLOOR	28	-3	5	23	0.018	22	1	7	415	12	478	340	-0.82	2	1.17	3	PAINTED
CONCRETE FLOOR	32	0	5	23	0.009	22	3	7	337	12	430	330	-0.82	2	-2.87	3	PAINTED
CONCRETE FLOOR	32	-4	5	23	0.017	22	2	7	414	12	523	340	-0.82	2	-0.17	3	PAINTED
CONCRETE FLOOR	32	-6	4	23	0.012	22	0	7	383	12	491	350	-0.82	2	-4.21	3	PAINTED
CONCRETE FLOOR	34	0	5	23	0.012	22	3	7	348	12	400	310	-0.82	2	-2.87	3	PAINTED
CONCRETE FLOOR	35	-2	5	23	0.01	22	2	7	362	12	400	320	-0.82	2	1.17	3	PAINTED
CONCRETE FLOOR	34	-6	5	23	0.012	22	3	7	370	12	418	310	-0.82	2	1.17	3	PAINTED
CONCRETE FLOOR	35	-10	5	23	0.017	22	2	7	414	12	366	290	-0.82	2	-1.52	3	PAINTED

**LB5100-W Low Background Counting System – Smear Analysis**

Date: 2/27/95  
 Counting Unit id: 1  
 Data file name: C:\LBXL\UNIT1\B01-129.XLD  
 Batch Ended: 2/27/95 8:59  
 Crosstalk Correction: Not Applied

Alpha activity action level (DPM): 20.00  
 Beta activity action level (DPM): 200.00  
 Certainty level for MDA and flags: 95.00%  
 High Voltage Setting: 1410

Application Revision: 3  
 Application Version: Standard

Alpha efficiency log file: th230ab  
 Alpha Efficiency: 33.88%  
 Alpha to Beta Crosstalk: 24.12%  
 Alpha Background (CPM): 0.278571429  
 Alpha Correction Factor: 1.000

Beta efficiency log file: tc99ab  
 Beta Efficiency: 37.13%  
 Beta into Alpha Crosstalk: 0.03%  
 Beta Background (CPM): 2.064285714  
 Beta Correction Factor: 1.000

Batch ID: Blairsville 1-14-1

Carrier	Alpha Activity				Beta Activity				Count time (min)	Alpha CPM	Beta CPM	Completion Date - Time
	DPM	$\sigma$	flags	MDA	DPM	$\sigma$	flags	MDA				
1	-0.822	1.48	<MDA	7.64	-0.17	2.71	<MDA	12.71	2.00	-0.279	-0.06	2/27/95 7:34
2	0.654	1.48	<MDA	7.64	-0.17	2.71	<MDA	12.71	2.00	0.221	-0.06	2/27/95 7:36
3	-0.822	1.48	<MDA	7.64	-5.56	1.39	<MDA	12.71	2.00	-0.279	-2.06	2/27/95 7:38
4	-0.822	1.48	<MDA	7.64	-2.87	1.93	<MDA	12.71	2.00	-0.279	-1.06	2/27/95 7:40
5	0.654	1.48	<MDA	7.64	-2.87	1.93	<MDA	12.71	2.00	0.221	-1.06	2/27/95 7:42
6	-0.822	1.48	<MDA	7.64	-0.17	2.71	<MDA	12.71	2.00	-0.279	-0.06	2/27/95 7:44
7	-0.822	1.48	<MDA	7.64	-5.56	1.39	<MDA	12.71	2.00	-0.279	-2.06	2/27/95 7:47
8	-0.822	1.48	<MDA	7.64	-4.21	1.39	<MDA	12.71	2.00	-0.279	-1.56	2/27/95 7:49
9	0.654	1.48	<MDA	7.64	5.21	3.82	<AL	12.71	2.00	0.221	1.94	2/27/95 7:51
10	-0.822	1.48	<MDA	7.64	-4.21	1.39	<MDA	12.71	2.00	-0.279	-1.56	2/27/95 7:53
11	-0.822	1.48	<MDA	7.64	-4.21	1.39	<MDA	12.71	2.00	-0.279	-1.56	2/27/95 7:56
12	-0.822	1.48	<MDA	7.64	-0.17	2.71	<MDA	12.71	2.00	-0.279	-0.06	2/27/95 7:58
13	-0.822	1.48	<MDA	7.64	-0.17	2.71	<MDA	12.71	2.00	-0.279	-0.06	2/27/95 8:00
14	0.654	1.48	<MDA	7.64	-4.21	1.39	<MDA	12.71	2.00	0.221	-1.56	2/27/95 8:02
15	-0.822	1.48	<MDA	7.64	-0.17	2.71	<MDA	12.71	2.00	-0.279	-0.06	2/27/95 8:04
16	-0.822	1.48	<MDA	7.64	-2.87	1.93	<MDA	12.71	2.00	-0.279	-1.06	2/27/95 8:07
17	-0.822	1.48	<MDA	7.64	-2.87	1.93	<MDA	12.71	2.00	-0.279	-1.06	2/27/95 8:09
18	0.654	1.48	<MDA	7.64	-1.52	2.36	<MDA	12.71	2.00	0.221	-0.56	2/27/95 8:11
19	-0.822	1.48	<MDA	7.64	2.52	3.32	<MDA	12.71	2.00	-0.279	0.94	2/27/95 8:13
20	-0.822	1.48	<MDA	7.64	5.21	3.82	<AL	12.71	2.00	-0.279	1.94	2/27/95 8:15
21	-0.822	1.48	<MDA	7.64	-0.17	2.71	<MDA	12.71	2.00	-0.279	-0.06	2/27/95 8:17
22	-0.822	1.48	<MDA	7.64	-2.87	1.93	<MDA	12.71	2.00	-0.279	-1.06	2/27/95 8:20
23	-0.822	1.48	<MDA	7.64	3.87	3.58	<MDA	12.71	2.00	-0.279	1.44	2/27/95 8:22
24	-0.822	1.48	<MDA	7.64	-2.87	1.93	<MDA	12.71	2.00	-0.279	-1.06	2/27/95 8:24

**LB5100-W Low Background Counting System – Smear Analysis**

Date: 2/27/95  
 Counting Unit id: 1  
 Data file name: C:\LBXL\UNIT1\B01-129.XLD  
 Batch Ended: 2/27/95 8:59  
 Crosstalk Correction: Not Applied

Alpha activity action level (DPM): 20.00  
 Beta activity action level (DPM): 200.00  
 Certainty level for MDA and flags: 95.00%  
 High Voltage Setting: 1410

Application Revision: 3

Application Version: Standard

Alpha efficiency log file: th230ab  
 Alpha Efficiency: 33.88%  
 Alpha to Beta Crosstalk: 24.12%  
 Alpha Background (CPM): 0.278571429  
 Alpha Correction Factor: 1.000

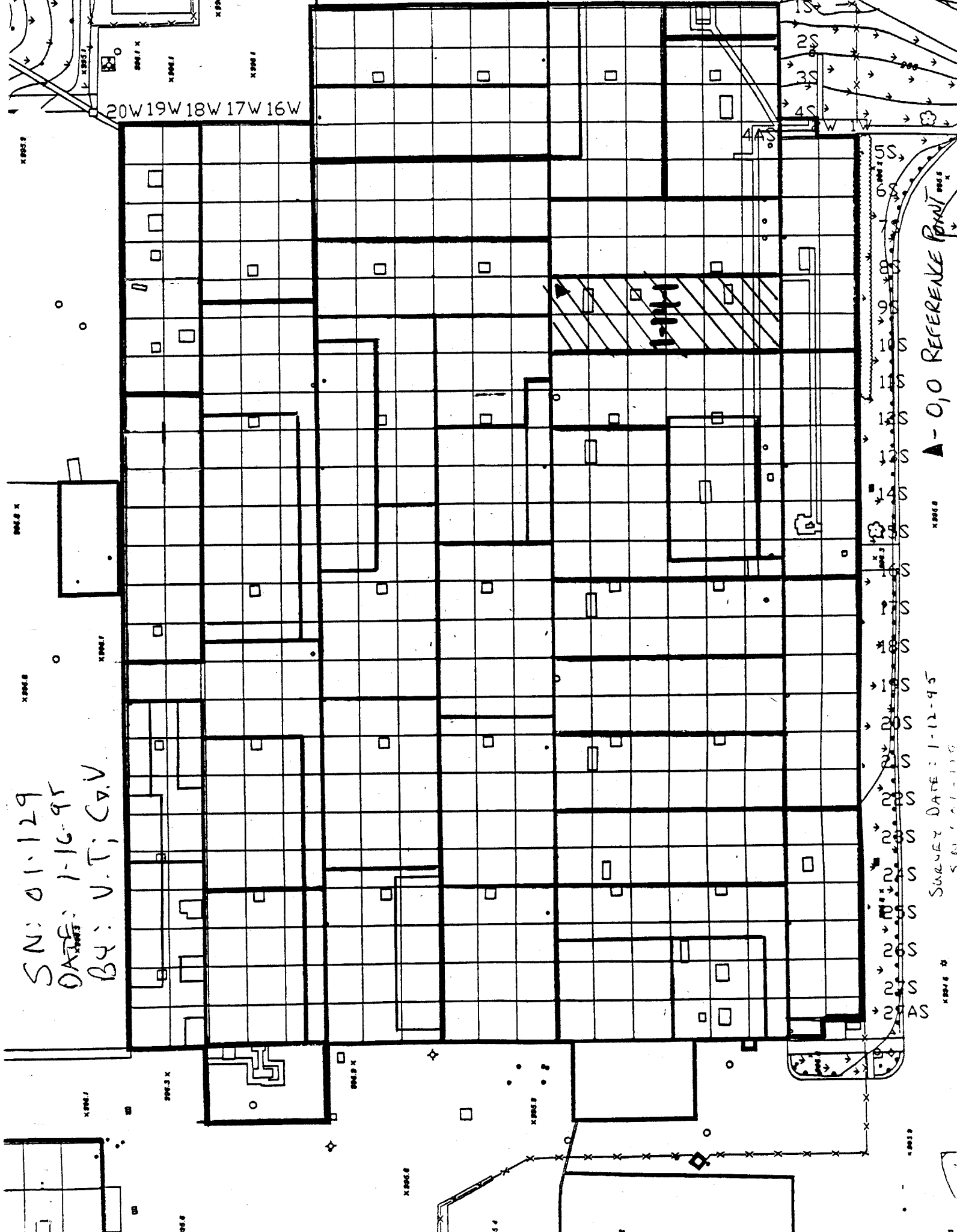
Beta efficiency log file: tc99ab  
 Beta Efficiency: 37.13%  
 Beta into Alpha Crosstalk: 0.03%  
 Beta Background (CPM): 2.064285714  
 Beta Correction Factor: 1.000

Batch ID: Blairsville 1-14-1

Carrier	Alpha Activity				Beta Activity				Count time (min)	Alpha CPM	Beta CPM	Completion Date - Time
	DPM	$\sigma$	flags	MDA	DPM	$\sigma$	flags	MDA				
25	-0.822	1.48	<MDA	7.64	-2.87	1.93	<MDA	12.71	2.00	-0.279	-1.06	2/27/95 8:26
26	-0.822	1.48	<MDA	7.64	-1.52	2.36	<MDA	12.71	2.00	-0.279	-0.56	2/27/95 8:29
27	-0.822	1.48	<MDA	7.64	-5.56	1.39	<MDA	12.71	2.00	-0.279	-2.06	2/27/95 8:31
28	2.129	2.09	<AL	7.64	-0.17	2.71	<MDA	12.71	2.00	0.721	-0.06	2/27/95 8:33
29	-0.822	1.48	<MDA	7.64	-2.87	1.93	<MDA	12.71	2.00	-0.279	-1.06	2/27/95 8:35
30	-0.822	1.48	<MDA	7.64	-1.52	2.36	<MDA	12.71	2.00	-0.279	-0.56	2/27/95 8:37
31	0.654	1.48	<MDA	7.64	1.17	3.03	<MDA	12.71	2.00	0.221	0.44	2/27/95 8:39
32	-0.822	1.48	<MDA	7.64	-4.21	1.39	<MDA	12.71	2.00	-0.279	-1.56	2/27/95 8:42
33	-0.822	1.48	<MDA	7.64	1.17	3.03	<MDA	12.71	2.00	-0.279	0.44	2/27/95 8:44
34	-0.822	1.48	<MDA	7.64	-2.87	1.93	<MDA	12.71	2.00	-0.279	-1.06	2/27/95 8:46
35	-0.822	1.48	<MDA	7.64	-0.17	2.71	<MDA	12.71	2.00	-0.279	-0.06	2/27/95 8:48
36	-0.822	1.48	<MDA	7.64	-4.21	1.39	<MDA	12.71	2.00	-0.279	-1.56	2/27/95 8:51
37	-0.822	1.48	<MDA	7.64	-2.87	1.93	<MDA	12.71	2.00	-0.279	-1.06	2/27/95 8:53
38	-0.822	1.48	<MDA	7.64	1.17	3.03	<MDA	12.71	2.00	-0.279	0.44	2/27/95 8:55
39	-0.822	1.48	<MDA	7.64	1.17	3.03	<MDA	12.71	2.00	-0.279	0.44	2/27/95 8:57
40	-0.822	1.48	<MDA	7.64	-1.52	2.36	<MDA	12.71	2.00	-0.279	-0.56	2/27/95 8:59

15W 14W 13W 12W 11W 10W 9W 8W 7W 6W 5W 4W 3W

20W 19W 18W 17W 16W

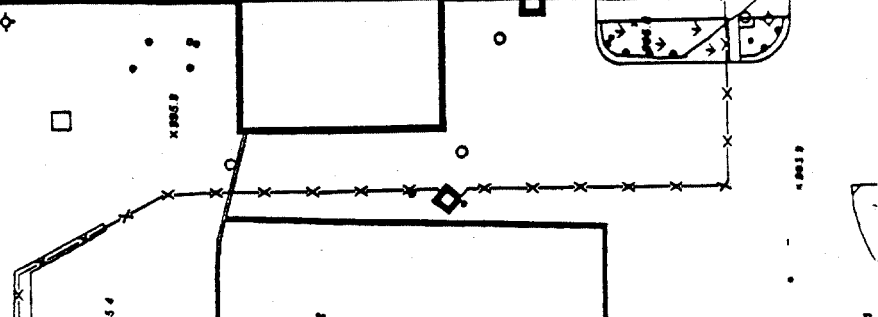
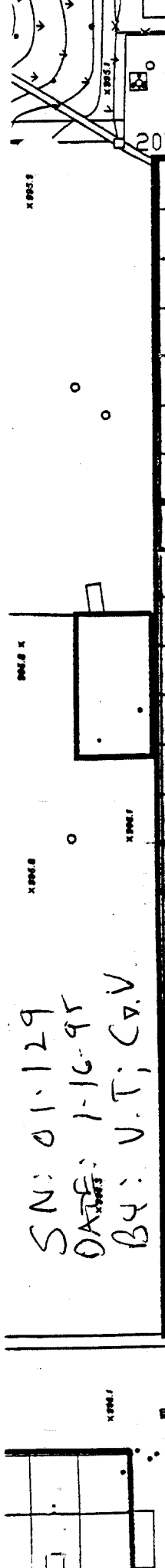


SN: 01.129  
 DATE: 1-16-95  
 BY: V.T.; C.V.

▲ - 0,0 REFERENCE POINT

SURVEY DATE: 1-12-95  
 5 N 111 119

1S  
 2S  
 3S  
 4S  
 5S  
 6S  
 7S  
 8S  
 9S  
 10S  
 11S  
 12S  
 13S  
 14S  
 15S  
 16S  
 17S  
 18S  
 19S  
 20S  
 21S  
 22S  
 23S  
 24S  
 25S  
 26S  
 27S  
 28S  
 29S



# Blairsville Point Survey Form #003

Survey Serial #:	01-130
Survey Section:	1
Survey Unit:	13
Survey Sub-unit:	1

Alpha Survey Instruments				
Inst. S/N	Inst. Code	Eff. %	Corr. Fac.	Bkg. CPM
1517	7	19.1	5.24	4


Beta Survey Instruments				
Inst. S/N	Inst. Code	Eff. %	Corr. Fac.	Bkg. CPM
1595	12	32.2	3.11	347

Gamma or Beta/Gamma Instruments			
Inst. S/N	Inst. Code	Bkg.	Detection Type
234	23	5	Gamma
1522	22	0.013	Beta / Gamma

Classification:	4
Survey Type:	LOWER
Survey Date:	1/16/95
Count Date:	2/27/95

Alpha Counting Instruments				
Inst. S/N	Inst. Code	Eff. %	Corr. Fac.	Bkg. CPM
13295	2	33.88	2.95	0.28

Beta Counting Instruments				
Inst. S/N	Inst. Code	Eff. %	Corr. Fac.	Bkg. CPM
13295	3	37.13	2.69	2.06

Surveyor:	A.V. TAYLOR / C. VERGARI
Signature:	

Surface Description	Coordinates		Gamma at 1m uR/hr	Gamma Inst. Code	Beta/Gamma Contact mR/hr	Beta/Gamma Code	Contact Gross 1 min. Count Alpha	Alpha Inst. Code	Contact Gross 1 min. Count Beta	Beta Inst. Code	Scan Contact Gross CPM		Removable DPM/100 cm2 Alpha	Alpha Count Code	Removable DPM/100 cm2 Beta	Beta Count Code	Comments
	X	Y									Max Beta	Avg Beta					
	CONCRETE FLOOR	2									0	5					
CONCRETE FLOOR	2	-2	5	23	0.009	22	2	7	384	12	515	360	-0.82	2	-2.87	3	PAINTED
CONCRETE FLOOR	2	-4	4	23	0.011	22	2	7	320	12	441	340	-0.82	2	-1.52	3	PAINTED
CONCRETE FLOOR	1	-6	4	23	0.013	22	0	7	339	12	459	350	-0.82	2	-0.17	3	PAINTED
CONCRETE FLOOR	1	-8	4	23	0.009	22	1	7	369	12	468	320	-0.82	2	-0.17	3	PAINTED
CONCRETE FLOOR	1	-10	5	23	0.009	22	3	7	398	12	407	320	-0.82	2	1.17	3	PAINTED
CONCRETE FLOOR	3	-10	4	23	0.008	22	2	7	395	12	415	300	-0.82	2	-1.52	3	PAINTED
CONCRETE FLOOR	3	-12	4	23	0.014	22	2	7	340	12	378	290	-0.82	2	1.17	3	PAINTED
CONCRETE FLOOR	5	-12	4	23	0.009	22	0	7	446	12	469	330	2.13	2	-4.21	3	PAINTED
CONCRETE FLOOR	5	-9	5	23	0.009	22	1	7	394	12	416	300	-0.82	2	-2.87	3	PAINTED
CONCRETE FLOOR	4	-2	5	23	0.009	22	2	7	368	12	444	315	-0.82	2	-1.52	3	PAINTED
CONCRETE FLOOR	4	-4	4	23	0.019	22	0	7	355	12	356	270	-0.82	2	-1.52	3	PAINTED
CONCRETE FLOOR	6	-2	5	23	0.018	22	1	7	376	12	461	320	0.65	2	-1.52	3	PAINTED
CONCRETE FLOOR	6	-4	5	23	0.018	22	1	7	363	12	457	330	-0.82	2	-1.52	3	PAINTED
CONCRETE FLOOR	8	-2	5	23	0.016	22	2	7	393	12	451	330	-0.82	2	-1.52	3	PAINTED
CONCRETE FLOOR	10	-4	5	23	0.008	22	1	7	368	12	479	315	-0.82	2	-1.52	3	PAINTED
CONCRETE FLOOR	10	-8	5	23	0.009	22	4	7	351	12	471	350	-0.82	2	-0.17	3	PAINTED
CONCRETE FLOOR	10	-10	4	23	0.012	22	1	7	398	12	562	370	0.65	2	-2.87	3	PAINTED
CONCRETE FLOOR	14	-10	5	23	0.014	22	0	7	409	12	377	310	-0.82	2	-2.87	3	PAINTED
CONCRETE FLOOR	12	-2	4	23	0.014	22	2	7	397	12	452	320	-0.82	2	3.87	3	PAINTED
CONCRETE FLOOR	14	-3	4	23	0.012	22	1	7	333	12	451	320	0.65	2	1.17	3	PAINTED
CONCRETE FLOOR	17	-4	4	23	0.017	22	2	7	360	12	475	340	-0.82	2	-2.87	3	PAINTED
CONCRETE FLOOR	19	-4	5	23	0.022	22	1	7	378	12	512	360	0.65	2	2.52	3	PAINTED

## Blairsville Point Survey Form #003

Survey Serial #:	01-130
Survey Section:	1
Survey Unit:	13
Survey Sub-unit:	1

Alpha Survey Instruments				
Inst. S/N	Inst. Code	Eff. %	Corr. Fac.	Bkg. CPM
1517	7	19.1	5.24	4

Beta Survey Instruments				
Inst. S/N	Inst. Code	Eff. %	Corr. Fac.	Bkg. CPM
1595	12	32.2	3.11	347

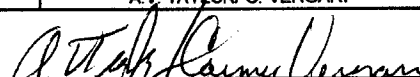
Gamma or Beta/Gamma Instruments			
Inst. S/N	Inst. Code	Bkg.	Detection Type
234	23	5	Gamma
1522	22	0.013	Beta / Gamma

Classification:	4
Survey Type:	LOWER

Alpha Counting Instruments				
Inst. S/N	Inst. Code	Eff. %	Corr. Fac.	Bkg. CPM
13295	2	33.88	2.95	0.28

Beta Counting Instruments				
Inst. S/N	Inst. Code	Eff. %	Corr. Fac.	Bkg. CPM
13295	3	37.13	2.69	2.06

Survey Date:	1/16/95
Count Date:	2/27/95

Surveyor:	A.V. TAYLOR/ C. VERGARI
Signature:	

Surface Description	Coordinates		Gamma	Gamma	Beta/Gamma	Beta/	Contact Gross	Alpha	Contact Gross	Beta	Scan Contact		Removable	Alpha	Removable	Beta	Comments
			at 1m	Inst.	Contact	Gamma	1 min. Count	Inst.	1 min. Count	Inst.	Gross CPM		DPM/100 cm2	Count	DPM/100 cm2	Count	
	uR/hr	Code	mR/hr	Code	Alpha	Code	Beta	Code	Max Beta	Avg Beta	Alpha	Code	Beta	Code			
CONCRETE FLOOR	19	0	5	23	0.018	22	1	7	355	12	473	380	2.13	2	-0.17	3	PAINTED
CONCRETE FLOOR	27	0	5	23	0.01	22	3	7	376	12	489	360	-0.82	2	-1.52	3	PAINTED
CONCRETE FLOOR	27	-5	4	23	0.018	22	3	7	405	12	484	340	-0.82	2	-0.17	3	PAINTED
CONCRETE FLOOR	27	-9	5	23	0.015	22	2	7	363	12	455	320	0.65	2	2.52	3	PAINTED
CONCRETE FLOOR	30	-4	6	23	0.014	22	2	7	386	12	478	340	0.65	2	3.87	3	PAINTED
CONCRETE FLOOR	30	-6	5	23	0.013	22	2	7	406	12	456	310	-0.82	2	-1.52	3	PAINTED
CONCRETE FLOOR	31	-9	5	23	0.014	22	2	7	410	12	410	300	-0.82	2	-0.17	3	PAINTED
CONCRETE FLOOR	34	-2	5	23	0.013	22	1	7	384	12	453	300	-0.82	2	-5.56	3	PAINTED
CONCRETE FLOOR	34	-6	6	23	0.013	22	2	7	347	12	425	300	-0.82	2	3.87	3	PAINTED
CONCRETE FLOOR	35	-9	5	23	0.013	22	2	7	338	12	416	300	-0.82	2	-4.21	3	PAINTED
CONCRETE FLOOR	35	-13	5	23	0.013	22	3	7	337	12	355	240	-0.82	2	-1.52	3	PAINTED
CONCRETE FLOOR	35	-15	5	23	0.013	22	1	7	336	12	434	320	-0.82	2	1.17	3	PAINTED
CONCRETE FLOOR	35	-17	5	23	0.013	22	2	7	349	12	500	380	-0.82	2	2.52	3	PAINTED
CONCRETE FLOOR	34	-19	5	23	0.011	22	2	7	372	12	447	320	-0.82	2	-2.87	3	PAINTED
CONCRETE FLOOR	35	-21	6	23	0.007	22	1	7	326	12	432	300	0.65	2	-2.87	3	PAINTED
CONCRETE FLOOR	34	-35	6	23	0.015	22	1	7	345	12	444	330	-0.82	2	-4.21	3	PAINTED
CONCRETE FLOOR	34	-33	6	23	0.011	22	0	7	376	12	438	340	-0.82	2	-0.17	3	PAINTED



**LB5100-W Low Background Counting System – Smear Analysis**

Date: 2/27/95  
 Counting Unit id: 1  
 Data file name: C:\LBXL\UNIT1\B01-130.XLD  
 Batch Ended: 2/27/95 10:27  
 Crosstalk Correction: Not Applied

Alpha activity action level (DPM): 20.00  
 Beta activity action level (DPM): 200.00  
 Certainty level for MDA and flags: 95.00%  
 High Voltage Setting: 1410

Application Revision: 3  
 Application Version: Standard

Alpha efficiency log file: th230ab  
 Alpha Efficiency: 33.88%  
 Alpha to Beta Crosstalk: 24.12%  
 Alpha Background (CPM): 0.278571429  
 Alpha Correction Factor: 1.000

Beta efficiency log file: tc99ab  
 Beta Efficiency: 37.13%  
 Beta into Alpha Crosstalk: 0.03%  
 Beta Background (CPM): 2.064285714  
 Beta Correction Factor: 1.000

Batch ID: Blairsville 1-13-1

Carrier	Alpha Activity				Beta Activity				Count time (min)	Alpha CPM	Beta CPM	Completion Date - Time
	DPM	$\sigma$	flags	MDA	DPM	$\sigma$	flags	MDA				
41	-0.822	1.48	<MDA	7.64	-1.52	2.36	<MDA	12.71	2.00	-0.279	-0.56	2/27/95 9:02
42	-0.822	1.48	<MDA	7.64	-2.87	1.93	<MDA	12.71	2.00	-0.279	-1.06	2/27/95 9:04
43	-0.822	1.48	<MDA	7.64	-1.52	2.36	<MDA	12.71	2.00	-0.279	-0.56	2/27/95 9:06
44	-0.822	1.48	<MDA	7.64	-0.17	2.71	<MDA	12.71	2.00	-0.279	-0.06	2/27/95 9:08
45	-0.822	1.48	<MDA	7.64	-0.17	2.71	<MDA	12.71	2.00	-0.279	-0.06	2/27/95 9:10
46	-0.822	1.48	<MDA	7.64	1.17	3.03	<MDA	12.71	2.00	-0.279	0.44	2/27/95 9:13
47	-0.822	1.48	<MDA	7.64	-1.52	2.36	<MDA	12.71	2.00	-0.279	-0.56	2/27/95 9:15
48	-0.822	1.48	<MDA	7.64	1.17	3.03	<MDA	12.71	2.00	-0.279	0.44	2/27/95 9:17
49	2.129	2.09	<AL	7.64	-4.21	1.39	<MDA	12.71	2.00	0.721	-1.56	2/27/95 9:19
50	-0.822	1.48	<MDA	7.64	-2.87	1.93	<MDA	12.71	2.00	-0.279	-1.06	2/27/95 9:21
51	-0.822	1.48	<MDA	7.64	-1.52	2.36	<MDA	12.71	2.00	-0.279	-0.56	2/27/95 9:24
52	-0.822	1.48	<MDA	7.64	-1.52	2.36	<MDA	12.71	2.00	-0.279	-0.56	2/27/95 9:26
53	0.654	1.48	<MDA	7.64	-1.52	2.36	<MDA	12.71	2.00	0.221	-0.56	2/27/95 9:28
54	-0.822	1.48	<MDA	7.64	-1.52	2.36	<MDA	12.71	2.00	-0.279	-0.56	2/27/95 9:30
55	-0.822	1.48	<MDA	7.64	-1.52	2.36	<MDA	12.71	2.00	-0.279	-0.56	2/27/95 9:32
56	-0.822	1.48	<MDA	7.64	-1.52	2.36	<MDA	12.71	2.00	-0.279	-0.56	2/27/95 9:35
57	-0.822	1.48	<MDA	7.64	-0.17	2.71	<MDA	12.71	2.00	-0.279	-0.06	2/27/95 9:37
58	0.654	1.48	<MDA	7.64	-2.87	1.93	<MDA	12.71	2.00	0.221	-1.06	2/27/95 9:39
59	-0.822	1.48	<MDA	7.64	-2.87	1.93	<MDA	12.71	2.00	-0.279	-1.06	2/27/95 9:41
60	-0.822	1.48	<MDA	7.64	3.87	3.58	<MDA	12.71	2.00	-0.279	1.44	2/27/95 9:43
61	0.654	1.48	<MDA	7.64	1.17	3.03	<MDA	12.71	2.00	0.221	0.44	2/27/95 9:46
62	-0.822	1.48	<MDA	7.64	-2.87	1.93	<MDA	12.71	2.00	-0.279	-1.06	2/27/95 9:48
63	0.654	1.48	<MDA	7.64	2.52	3.32	<MDA	12.71	2.00	0.221	0.94	2/27/95 9:50
64	2.129	2.09	<AL	7.64	-0.17	2.71	<MDA	12.71	2.00	0.721	-0.06	2/27/95 9:52

**LB5100-W Low Background Counting System -- Smear Analysis**

Date: 2/27/95  
 Counting Unit id: 1  
 Data file name: C:\LBXL\UNIT1\B01-130.XLD  
 Batch Ended: 2/27/95 10:27  
 Crosstalk Correction: Not Applied

Alpha activity action level (DPM): 20.00  
 Beta activity action level (DPM): 200.00  
 Certainty level for MDA and flags: 95.00%  
 High Voltage Setting: 1410

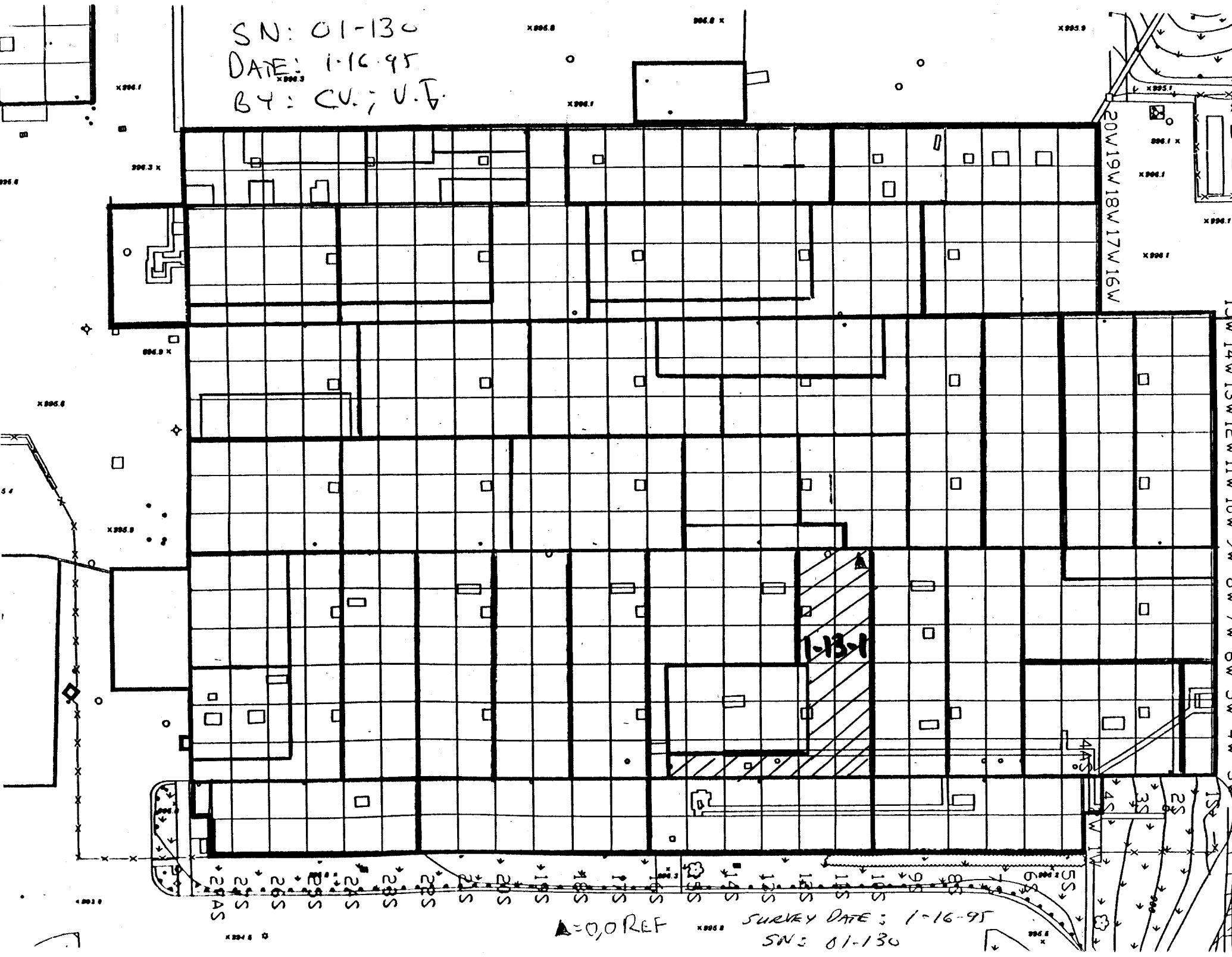
Application Revision: 3  
 Application Version: Standard

Batch ID: Blairsville 1-13-1

Alpha efficiency log file: th230ab			
Alpha Efficiency: 33.88%			
Alpha to Beta Crosstalk: 24.12%			
Alpha Background (CPM): 0.278571429			
Alpha Correction Factor: 1.000			
Beta efficiency log file: tc99ab			
Beta Efficiency: 37.13%			
Beta into Alpha Crosstalk: 0.03%			
Beta Background (CPM): 2.064285714			
Beta Correction Factor: 1.000			
Count time (min)	Alpha CPM	Beta CPM	Completion Date - Time
2.00	-0.279	-0.56	2/27/95 9:54
2.00	-0.279	-0.06	2/27/95 9:57
2.00	0.221	0.94	2/27/95 9:59
2.00	0.221	1.44	2/27/95 10:01
2.00	-0.279	-0.56	2/27/95 10:03
2.00	-0.279	-0.06	2/27/95 10:05
2.00	-0.279	-2.06	2/27/95 10:08
2.00	-0.279	1.44	2/27/95 10:10
2.00	-0.279	-1.56	2/27/95 10:12
2.00	-0.279	-0.56	2/27/95 10:14
2.00	-0.279	0.44	2/27/95 10:16
2.00	-0.279	0.94	2/27/95 10:19
2.00	-0.279	-1.06	2/27/95 10:21
2.00	0.221	-1.06	2/27/95 10:23
2.00	-0.279	-1.56	2/27/95 10:25
2.00	-0.279	-0.06	2/27/95 10:27

Carrier	Alpha Activity				Beta Activity			
	DPM	$\sigma$	flags	MDA	DPM	$\sigma$	flags	MDA
65	-0.822	1.48	<MDA	7.64	-1.52	2.36	<MDA	12.71
66	-0.822	1.48	<MDA	7.64	-0.17	2.71	<MDA	12.71
67	0.654	1.48	<MDA	7.64	2.52	3.32	<MDA	12.71
68	0.654	1.48	<MDA	7.64	3.87	3.58	<MDA	12.71
69	-0.822	1.48	<MDA	7.64	-1.52	2.36	<MDA	12.71
70	-0.822	1.48	<MDA	7.64	-0.17	2.71	<MDA	12.71
71	-0.822	1.48	<MDA	7.64	-5.56	1.39	<MDA	12.71
72	-0.822	1.48	<MDA	7.64	3.87	3.58	<MDA	12.71
73	-0.822	1.48	<MDA	7.64	-4.21	1.39	<MDA	12.71
74	-0.822	1.48	<MDA	7.64	-1.52	2.36	<MDA	12.71
75	-0.822	1.48	<MDA	7.64	1.17	3.03	<MDA	12.71
76	-0.822	1.48	<MDA	7.64	2.52	3.32	<MDA	12.71
77	-0.822	1.48	<MDA	7.64	-2.87	1.93	<MDA	12.71
78	0.654	1.48	<MDA	7.64	-2.87	1.93	<MDA	12.71
79	-0.822	1.48	<MDA	7.64	-4.21	1.39	<MDA	12.71
80	-0.822	1.48	<MDA	7.64	-0.17	2.71	<MDA	12.71

SN: 01-130  
DATE: 1-16-95  
BY: CV.; V.T.



▲=0,0 REF

SURVEY DATE: 1-16-95  
SN: 01-130

# Blairsville Point Survey Form #003

Survey Serial #:	01-131
Survey Section:	1
Survey Unit:	12
Survey Sub-unit:	1

Alpha Survey Instruments				
Inst. S/N	Inst. Code	Eff. %	Corr. Fac.	Bkg. CPM
1517	7	19.1	5.24	1

Beta Survey Instruments				
Inst. S/N	Inst. Code	Eff. %	Corr. Fac.	Bkg. CPM
1595	12	32.2	3.11	340

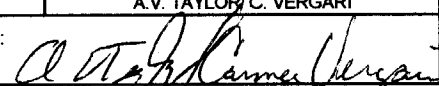
Gamma or Beta/Gamma Instruments			
Inst. S/N	Inst. Code	Bkg.	Detection Type
234	23	5	Gamma
1522	22	0.013	Beta / Gamma

Classification:	4
Survey Type:	LOWER

Alpha Counting Instruments				
Inst. S/N	Inst. Code	Eff. %	Corr. Fac.	Bkg. CPM
13295	2	33.88	2.95	0.28

Beta Counting Instruments				
Inst. S/N	Inst. Code	Eff. %	Corr. Fac.	Bkg. CPM
13295	3	37.13	2.69	2.06

Survey Date:	1/17/95
Count Date:	2/27/95

Surveyor:	A.V. TAYLOR/C. VERGARI
Signature:	

Surface Description	Coordinates		Gamma at 1m	Gamma Inst.	Beta/Gamma Contact	Beta/Gamma	Contact Gross 1 min. Count	Alpha Inst.	Contact Gross 1 min. Count	Beta Inst.	Scan Contact Gross CPM		Removable DPM/100 cm2	Alpha Count	Removable DPM/100 cm2	Beta Count	Comments
	X	Y	uR/hr	Code	mR/hr	Code	Alpha	Code	Beta	Code	Max Beta	Avg Beta	Alpha	Beta	Code		
CONCRETE FLOOR	2	0	5	23	0.009	22	2	7	360	12	470	330	2.13	2	2.52	3	PAINTED
CONCRETE FLOOR	6	0	4	23	0.012	22	3	7	490	12	454	320	-0.82	2	-4.21	3	PAINTED
CONCRETE FLOOR	2	-6	5	23	0.01	22	1	7	423	12	421	340	-0.82	2	-5.56	3	PAINTED
CONCRETE FLOOR	2	-10	5	23	0.012	22	3	7	378	12	441	310	-0.82	2	-4.21	3	PAINTED
CONCRETE FLOOR	2	-16	5	23	0.013	22	1	7	353	12	460	340	-0.82	2	-1.52	3	PAINTED
CONCRETE FLOOR	2	-20	5	23	0.012	22	1	7	378	12	460	300	-0.82	2	-2.87	3	PAINTED
CONCRETE FLOOR	2	-22	5	23	0.013	22	2	7	388	12	391	290	-0.82	2	-2.87	3	PAINTED
CONCRETE FLOOR	4	-4	4	23	0.011	22	0	7	318	12	381	320	-0.82	2	-2.87	3	PAINTED
CONCRETE FLOOR	4	-8	5	23	0.013	22	1	7	359	12	439	300	-0.82	2	-4.21	3	PAINTED
CONCRETE FLOOR	4	-12	4	23	0.012	22	2	7	339	12	388	290	0.65	2	-1.52	3	PAINTED
CONCRETE FLOOR	6	-4	5	23	0.006	22	1	7	378	12	437	350	-0.82	2	-5.56	3	PAINTED
CONCRETE FLOOR	6	-6	5	23	0.009	22	3	7	375	12	370	300	-0.82	2	-5.56	3	PAINTED
CONCRETE FLOOR	6	-12	4	23	0.014	22	1	7	353	12	430	315	0.65	2	-4.21	3	PAINTED
CONCRETE FLOOR	6	-22	5	23	0.013	22	1	7	352	12	470	360	-0.82	2	-5.56	3	PAINTED
CONCRETE FLOOR	8	-6	5	23	0.016	22	1	7	334	12	450	320	0.65	2	-2.87	3	PAINTED
CONCRETE FLOOR	10	0	5	23	0.007	22	0	7	241	12	416	340	0.65	2	-4.21	3	PAINTED
CONCRETE FLOOR	10	-4	5	23	0.01	22	1	7	383	12	424	340	-0.82	2	1.17	3	PAINTED
CONCRETE FLOOR	10	-8	4	23	0.012	22	1	7	393	12	598	350	0.65	2	-1.52	3	PAINTED
CONCRETE FLOOR	10	-12	4	23	0.006	22	2	7	361	12	359	300	-0.82	2	-2.87	3	PAINTED
CONCRETE FLOOR	10	-16	4	23	0.012	22	1	7	352	12	358	280	-0.82	2	-2.87	3	PAINTED
CONCRETE FLOOR	10	-20	4	23	0.012	22	1	7	358	12	523	310	-0.82	2	-1.52	3	PAINTED
CONCRETE FLOOR	12	-4	5	23	0.006	22	0	7	377	12	389	320	-0.82	2	-0.17	3	PAINTED
CONCRETE FLOOR	12	-6	5	23	0.01	22	0	7	359	12	426	340	0.65	2	-0.17	3	PAINTED

# Blairsville Point Survey Form #003

Survey Serial #:	01-131
Survey Section:	1
Survey Unit:	12
Survey Sub-unit:	1

Alpha Survey Instruments				
Inst.	Inst.		Corr.	Bkg.
S/N	Code	Eff. %	Fac.	CPM
1517	7	19.1	5.24	1

Beta Survey Instruments				
Inst.	Inst.		Corr.	Bkg.
S/N	Code	Eff. %	Fac.	CPM
1595	12	32.2	3.11	340


Gamma or Beta/Gamma Instruments			
Inst.	Inst.		Detection
S/N	Code	Bkg.	Type
234	23	5	Gamma
1522	22	0.013	Beta / Gamma

Classification:	4
Survey Type:	LOWER

Alpha Counting Instruments				
Inst.	Inst.		Corr.	Bkg.
S/N	Code	Eff. %	Fac.	CPM
13295	2	33.88	2.95	0.28

Beta Counting Instruments				
Inst.	Inst.		Corr.	Bkg.
S/N	Code	Eff. %	Fac.	CPM
13295	3	37.13	2.69	2.06

Survey Date:	1/17/95
Count Date:	2/27/95

Surveyor:	A.V. TAYLOR / C. VERGARI
Signature:	

Surface Description	Coordinates		Gamma at 1m	Gamma Inst.	Beta/Gamma Contact	Beta/Gamma	Contact Gross 1 min. Count	Alpha Inst.	Contact Gross 1 min. Count	Beta Inst.	Scan Contact Gross CPM		Removable DPM/100 cm2	Alpha Count	Removable DPM/100 cm2	Beta Count	Comments
	X	Y	uR/hr	Code	mR/hr	Code	Alpha	Code	Beta	Code	Max Beta	Avg Beta	Alpha	Code	Beta	Code	
	CONCRETE FLOOR	12	-12	5	23	0.017	22	1	7	353	12	424	300	-0.82	2	-1.52	
CONCRETE FLOOR	12	-18	5	23	0.017	22	1	7	386	12	472	350	-0.82	2	-0.17	3	PAINTED
CONCRETE FLOOR	14	-6	4	23	0.009	22	2	7	329	12	401	330	-0.82	2	1.17	3	PAINTED
CONCRETE FLOOR	14	-11	5	23	0.011	22	2	7	340	12	414	310	-0.82	2	-2.87	3	PAINTED
CONCRETE FLOOR	14	-16	4	23	0.009	22	0	7	405	12	438	340	-0.82	2	-2.87	3	PAINTED
CONCRETE FLOOR	14	-20	4	23	0.007	22	2	7	343	12	466	320	-0.82	2	-4.21	3	PAINTED
CONCRETE FLOOR	14	-20	4	23	0.007	22	2	7	343	12	466	320	-0.82	2	-4.21	3	PAINTED
CONCRETE FLOOR	15	-6	4	23	0.018	22	2	7	334	12	435	310	0.65	2	-4.21	3	PAINTED
CONCRETE FLOOR	15	-8	4	23	0.014	22	1	7	375	12	433	350	-0.82	2	-1.52	3	PAINTED
CONCRETE FLOOR	15	-10	4	23	0.013	22	2	7	333	12	462	320	-0.82	2	-4.21	3	PAINTED
CONCRETE FLOOR	16	-4	4	23	0.015	22	0	7	412	12	453	320	-0.82	2	-5.56	3	PAINTED
CONCRETE FLOOR	17	-6	5	23	0.012	22	2	7	451	12	438	340	0.65	2	3.87	3	PAINTED
CONCRETE FLOOR	17	-10	3	23	0.01	22	6	7	468	12	439	310	-0.82	2	-2.87	3	PAINTED
CONCRETE FLOOR	17	-22	4	23	0.01	22	2	7	483	12	356	310	0.65	2	-1.52	3	PAINTED
CONCRETE FLOOR	21	22	5	23	0.013	22	2	7	465	12	445	340	-0.82	2	-4.21	3	PAINTED
CONCRETE FLOOR	25	-22	5	23	0.015	22	1	7	465	12	404	320	-0.82	2	-4.21	3	PAINTED
CONCRETE FLOOR	29	-22	6	23	0.01	22	2	7	485	12	385	290	-0.82	2	-4.21	3	PAINTED
CONCRETE FLOOR	34	-22	6	23	0.012	22	3	7	473	12	430	350		2		3	PAINTED

**LB5100-W Low Background Counting System – Smear Analysis**

Date: 2/27/95  
 Counting Unit id: 1  
 Data file name: C:\LBXL\UNIT1\B01-131.XLD  
 Batch Ended: 2/27/95 11:55  
 Crosstalk Correction: Not Applied

Alpha activity action level (DPM): 20.00  
 Beta activity action level (DPM): 200.00  
 Certainty level for MDA and flags: 95.00%  
 High Voltage Setting: 1410

Application Revision: 3  
 Application Version: Standard

Alpha efficiency log file: th230ab  
 Alpha Efficiency: 33.88%  
 Alpha to Beta Crosstalk: 24.12%  
 Alpha Background (CPM): 0.278571429  
 Alpha Correction Factor: 1.000

Beta efficiency log file: tc99ab  
 Beta Efficiency: 37.13%  
 Beta into Alpha Crosstalk: 0.03%  
 Beta Background (CPM): 2.064285714  
 Beta Correction Factor: 1.000

Batch ID: Blairsville 1-12-1

Carrier	Alpha Activity				Beta Activity				Count time (min)	Alpha CPM	Beta CPM	Completion Date - Time
	DPM	$\sigma$	flags	MDA	DPM	$\sigma$	flags	MDA				
81	2.129	2.09	<AL	7.64	2.52	3.32	<MDA	12.71	2.00	0.721	0.94	2/27/95 10:30
82	-0.822	1.48	<MDA	7.64	-4.21	1.39	<MDA	12.71	2.00	-0.279	-1.56	2/27/95 10:32
83	-0.822	1.48	<MDA	7.64	-5.56	1.39	<MDA	12.71	2.00	-0.279	-2.06	2/27/95 10:34
84	-0.822	1.48	<MDA	7.64	-4.21	1.39	<MDA	12.71	2.00	-0.279	-1.56	2/27/95 10:36
85	-0.822	1.48	<MDA	7.64	-1.52	2.36	<MDA	12.71	2.00	-0.279	-0.56	2/27/95 10:38
86	-0.822	1.48	<MDA	7.64	-2.87	1.93	<MDA	12.71	2.00	-0.279	-1.06	2/27/95 10:41
87	-0.822	1.48	<MDA	7.64	-2.87	1.93	<MDA	12.71	2.00	-0.279	-1.06	2/27/95 10:43
88	-0.822	1.48	<MDA	7.64	-2.87	1.93	<MDA	12.71	2.00	-0.279	-1.06	2/27/95 10:45
89	-0.822	1.48	<MDA	7.64	-4.21	1.39	<MDA	12.71	2.00	-0.279	-1.56	2/27/95 10:47
90	0.654	1.48	<MDA	7.64	-1.52	2.36	<MDA	12.71	2.00	0.221	-0.56	2/27/95 10:50
91	-0.822	1.48	<MDA	7.64	-5.56	1.39	<MDA	12.71	2.00	-0.279	-2.06	2/27/95 10:52
92	-0.822	1.48	<MDA	7.64	-5.56	1.39	<MDA	12.71	2.00	-0.279	-2.06	2/27/95 10:54
93	0.654	1.48	<MDA	7.64	-4.21	1.39	<MDA	12.71	2.00	0.221	-1.56	2/27/95 10:56
94	-0.822	1.48	<MDA	7.64	-5.56	1.39	<MDA	12.71	2.00	-0.279	-2.06	2/27/95 10:58
95	0.654	1.48	<MDA	7.64	-2.87	1.93	<MDA	12.71	2.00	0.221	-1.06	2/27/95 11:00
96	0.654	1.48	<MDA	7.64	-4.21	1.39	<MDA	12.71	2.00	0.221	-1.56	2/27/95 11:03
97	-0.822	1.48	<MDA	7.64	1.17	3.03	<MDA	12.71	2.00	-0.279	0.44	2/27/95 11:05
98	0.654	1.48	<MDA	7.64	-1.52	2.36	<MDA	12.71	2.00	0.221	-0.56	2/27/95 11:07
99	-0.822	1.48	<MDA	7.64	-2.87	1.93	<MDA	12.71	2.00	-0.279	-1.06	2/27/95 11:09
100	-0.822	1.48	<MDA	7.64	-2.87	1.93	<MDA	12.71	2.00	-0.279	-1.06	2/27/95 11:11
1	-0.822	1.48	<MDA	7.64	-1.52	2.36	<MDA	12.71	2.00	-0.279	-0.56	2/27/95 11:14
2	-0.822	1.48	<MDA	7.64	-0.17	2.71	<MDA	12.71	2.00	-0.279	-0.06	2/27/95 11:16
3	0.654	1.48	<MDA	7.64	-0.17	2.71	<MDA	12.71	2.00	0.221	-0.06	2/27/95 11:18
4	-0.822	1.48	<MDA	7.64	-1.52	2.36	<MDA	12.71	2.00	-0.279	-0.56	2/27/95 11:20

**LB5100-W Low Background Counting System – Smear Analysis**

Date: 2/27/95  
 Counting Unit id: 1  
 Data file name: C:\LBXLI\UNIT1\B01-131.XLD  
 Batch Ended: 2/27/95 11:55  
 Crosstalk Correction: Not Applied

Alpha activity action level (DPM): 20.00  
 Beta activity action level (DPM): 200.00  
 Certainty level for MDA and flags: 95.00%  
 High Voltage Setting: 1410

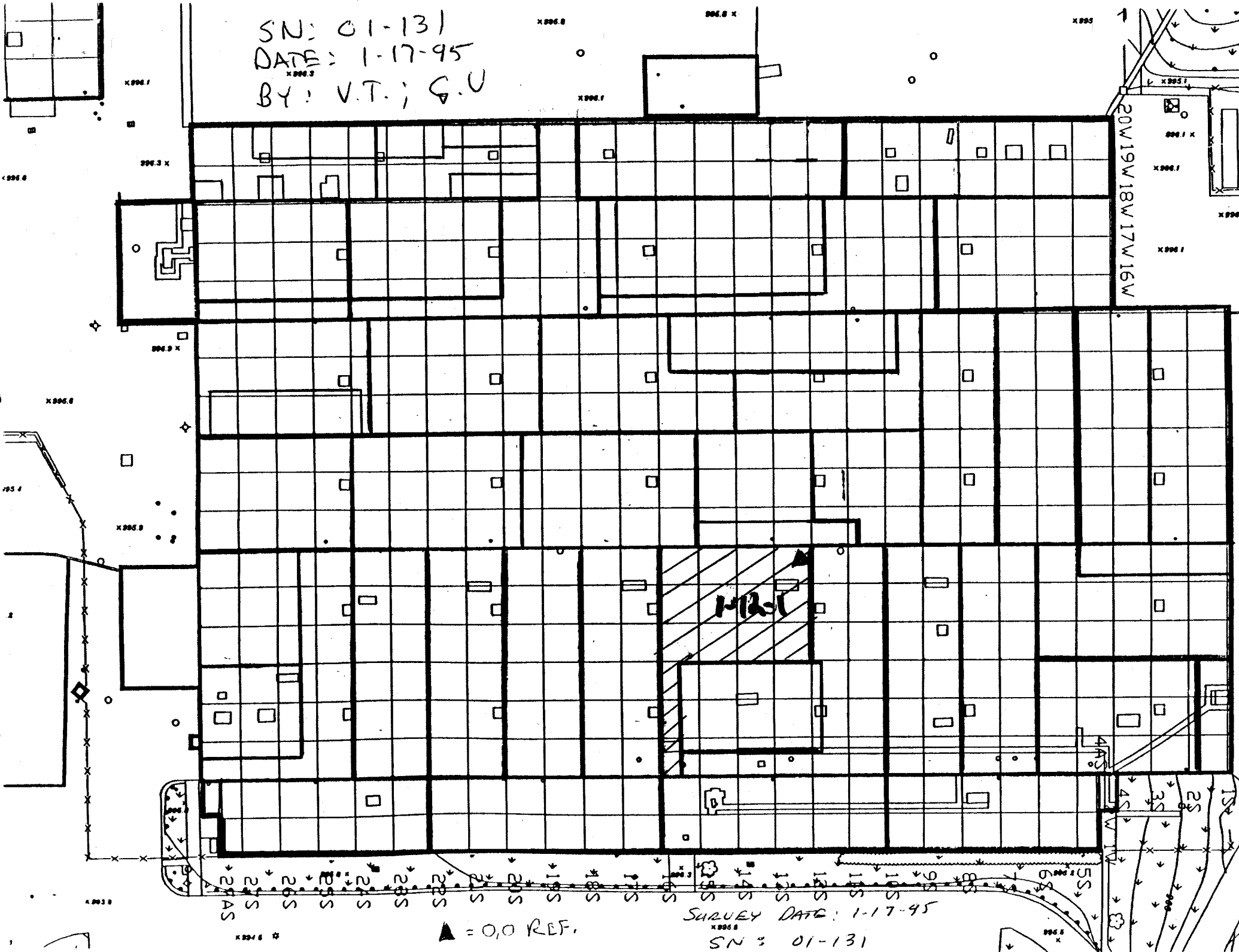
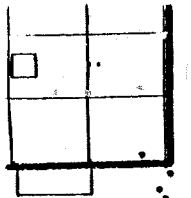
Application Revision: 3  
 Application Version: Standard

Batch ID: Blairsville 1-12-1

Alpha efficiency log file: th230ab Alpha Efficiency: 33.88% Alpha to Beta Crosstalk: 24.12% Alpha Background (CPM): 0.278571429 Alpha Correction Factor: 1.000			
Beta efficiency log file: tc99ab Beta Efficiency: 37.13% Beta into Alpha Crosstalk: 0.03% Beta Background (CPM): 2.064285714 Beta Correction Factor: 1.000			
Count time (min)	Alpha CPM	Beta CPM	Completion Date - Time
2.00	-0.279	-0.06	2/27/95 11:23
2.00	-0.279	0.44	2/27/95 11:25
2.00	-0.279	-1.06	2/27/95 11:27
2.00	-0.279	-1.06	2/27/95 11:29
2.00	-0.279	-1.56	2/27/95 11:31
2.00	-0.279	-1.56	2/27/95 11:33
2.00	0.221	-1.56	2/27/95 11:36
2.00	-0.279	-0.56	2/27/95 11:38
2.00	-0.279	-1.56	2/27/95 11:40
2.00	-0.279	-2.06	2/27/95 11:42
2.00	0.221	1.44	2/27/95 11:45
2.00	-0.279	-1.06	2/27/95 11:47
2.00	0.221	-0.56	2/27/95 11:49
2.00	-0.279	-1.56	2/27/95 11:51
2.00	-0.279	-1.56	2/27/95 11:53
2.00	-0.279	-1.56	2/27/95 11:55

Carrier	Alpha Activity				Beta Activity			
	DPM	$\sigma$	flags	MDA	DPM	$\sigma$	flags	MDA
5	-0.822	1.48	<MDA	7.64	-0.17	2.71	<MDA	12.71
6	-0.822	1.48	<MDA	7.64	1.17	3.03	<MDA	12.71
7	-0.822	1.48	<MDA	7.64	-2.87	1.93	<MDA	12.71
8	-0.822	1.48	<MDA	7.64	-2.87	1.93	<MDA	12.71
9	-0.822	1.48	<MDA	7.64	-4.21	1.39	<MDA	12.71
10	-0.822	1.48	<MDA	7.64	-4.21	1.39	<MDA	12.71
11	0.654	1.48	<MDA	7.64	-4.21	1.39	<MDA	12.71
12	-0.822	1.48	<MDA	7.64	-1.52	2.36	<MDA	12.71
13	-0.822	1.48	<MDA	7.64	-4.21	1.39	<MDA	12.71
14	-0.822	1.48	<MDA	7.64	-5.56	1.39	<MDA	12.71
15	0.654	1.48	<MDA	7.64	3.87	3.58	<MDA	12.71
16	-0.822	1.48	<MDA	7.64	-2.87	1.93	<MDA	12.71
17	0.654	1.48	<MDA	7.64	-1.52	2.36	<MDA	12.71
18	-0.822	1.48	<MDA	7.64	-4.21	1.39	<MDA	12.71
19	-0.822	1.48	<MDA	7.64	-4.21	1.39	<MDA	12.71
20	-0.822	1.48	<MDA	7.64	-4.21	1.39	<MDA	12.71

SN: 01-131  
DATE: 1-17-95  
BY: V.T.; G.U



SURVEY DATE: 1-17-95  
SN: 01-131

▲ = 0.0 REF.

20W 19W 18W 17W 16W

15W 14W 13W 12W 11W 10W 9W 8W 7W 6W 5W 4W 3W



# Blairsville Point Survey Form #003

Survey Serial #:	01-132
Survey Section:	1
Survey Unit:	10
Survey Sub-unit:	1

Alpha Survey Instruments				
Inst. S/N	Inst. Code	Eff. %	Corr. Fac.	Bkg. CPM
1588	8	20.4	4.90	2

Beta Survey Instruments				
Inst. S/N	Inst. Code	Eff. %	Corr. Fac.	Bkg. CPM
1601	13	33.4	2.99	363

Gamma or Beta/Gamma Instruments			
Inst. S/N	Inst. Code	Bkg.	Detection Type
234	23	5	Gamma
1522	22	0.009	Beta / Gamma

Classification:	4
Survey Type:	LOWER
Survey Date:	1/18/95
Count Date:	2/28/95

Alpha Counting Instruments				
Inst. S/N	Inst. Code	Eff. %	Corr. Fac.	Bkg. CPM
13295	2	33.88	2.95	0.28

Beta Counting Instruments				
Inst. S/N	Inst. Code	Eff. %	Corr. Fac.	Bkg. CPM
13295	3	37.13	2.69	2.06

Surveyor: A.V. TAYLOR / C. VERGARI  
 Signature: *[Handwritten Signature]*

Surface Description	Coordinates		Gamma at 1m	Gamma Inst.	Beta/Gamma Contact	Beta/Gamma Code	Contact Gross 1 min. Count	Alpha Inst.	Contact Gross 1 min. Count	Beta Inst.	Scan Contact Gross CPM		Removable DPM/100 cm2	Alpha Count	Removable DPM/100 cm2	Beta Count	Comments
	X	Y	uR/hr	Code	mR/hr	Code	Alpha	Beta	Code	Code	Max Beta	Avg Beta	Alpha	Beta	Code		
CONCRETE FLOOR	2	0	5	23	0.012	22	0	8	400	13	445	260	0.65	2	-4.21	3	PAINTED
CONCRETE FLOOR	2	-4	5	23	0.016	22	1	8	376	13	352	280	-0.82	2	-0.17	3	PAINTED
CONCRETE FLOOR	2	-10	5	23	0.009	22	5	8	354	13	398	310	-0.82	2	-4.21	3	PAINTED
CONCRETE FLOOR	4	-5	5	23	0.01	22	2	8	325	13	416	320	-0.82	2	-2.87	3	PAINTED
CONCRETE FLOOR	6	-5	4	23	0.013	22	3	8	322	13	352	280	2.13	2	3.87	3	PAINTED
CONCRETE FLOOR	6	-7	5	23	0.012	22	1	8	331	13	374	210	0.65	2	-0.17	3	PAINTED
CONCRETE FLOOR	6	-10	4	23	0.007	22	2	8	396	13	419	320	-0.82	2	-4.21	3	PAINTED
CONCRETE FLOOR	8	-5	4	23	0.013	22	2	8	325	13	351	280	0.65	2	-0.17	3	PAINTED
CONCRETE FLOOR	8	0	4	23	0.012	22	0	8	327	13	370	306	2.13	2	-0.17	3	PAINTED
CONCRETE FLOOR	11	-3	5	23	0.01	22	5	8	337	13	353	290	0.65	2	-1.52	3	PAINTED
CONCRETE FLOOR	11	-7	4	23	0.014	22	12	8	352	13	444	310	-0.82	2	-2.87	3	PAINTED
CONCRETE FLOOR	11	-11	5	23	0.013	22	1	8	336	13	395	290	-0.82	2	-2.87	3	PAINTED
CONCRETE FLOOR	13	-5	4	23	0.012	22	5	8	352	13	407	315	-0.82	2	-1.52	3	PAINTED
CONCRETE FLOOR	14	0	4	23	0.01	22	5	8	366	13	382	300	-0.82	2	-2.87	3	PAINTED
CONCRETE FLOOR	15	-2	4	23	0.01	22	4	8	334	13	381	305	-0.82	2	-2.87	3	PAINTED
CONCRETE FLOOR	15	-5	4	23	0.015	22	2	8	351	13	426	330	-0.82	2	3.87	3	PAINTED
CONCRETE FLOOR	15	-11	5	23	0.011	22	6	8	355	13	375	280	-0.82	2	-4.21	3	PAINTED
CONCRETE FLOOR	17	0	4	23	0.014	22	1	8	308	13	447	290	-0.82	2	-1.52	3	PAINTED
CONCRETE FLOOR	17	-5	4	23	0.009	22	0	8	301	13	375	240	-0.82	2	2.52	3	PAINTED
CONCRETE FLOOR	17	-9	4	23	0.013	22	2	8	377	13	388	230	2.13	2	-5.56	3	PAINTED
CONCRETE FLOOR	19	-5	4	23	0.009	22	2	8	326	13	409	280	-0.82	2	-2.87	3	PAINTED
CONCRETE FLOOR	21	-5	4	23	0.011	22	6	8	331	13	403	290	0.65	2	-4.21	3	PAINTED
CONCRETE FLOOR	22	-11	5	23	0.017	22	3	8	344	13	405	300	0.65	2	1.17	3	PAINTED

## Blairsville Point Survey Form #003

Survey Serial #:	01-132
Survey Section:	1
Survey Unit:	10
Survey Sub-unit:	1

Alpha Survey Instruments				
Inst. S/N	Inst. Code	Eff. %	Corr. Fac.	Bkg. CPM
1588	8	20.4	4.90	2


Beta Survey Instruments				
Inst. S/N	Inst. Code	Eff. %	Corr. Fac.	Bkg. CPM
1601	13	33.4	2.99	363

Gamma or Beta/Gamma Instruments			
Inst. S/N	Inst. Code	Bkg.	Detection Type
234	23	5	Gamma
1522	22	0.009	Beta / Gamma

Classification:	4
Survey Type:	LOWER

Alpha Counting Instruments				
Inst. S/N	Inst. Code	Eff. %	Corr. Fac.	Bkg. CPM
13295	2	33.88	2.95	0.28

Beta Counting Instruments				
Inst. S/N	Inst. Code	Eff. %	Corr. Fac.	Bkg. CPM
13295	3	37.13	2.69	2.06

Surveyor:	A.V. TAYLOR / C. VERGARI
Signature:	

Surface Description	Coordinates		Gamma at 1m uR/hr	Gamma Inst. Code	Beta/Gamma Contact mR/hr	Beta/Gamma Code	Contact Gross 1 min. Count Alpha	Alpha Inst. Code	Contact Gross 1 min. Count Beta	Beta Inst. Code	Scan Contact Gross CPM		Removable DPM/100 cm2 Alpha	Alpha Count Code	Removable DPM/100 cm2 Beta	Beta Count Code	Comments
	X	Y									Max Beta	Avg Beta					
	CONCRETE FLOOR	23	-1	5	23	0.013	22	2	8	327	13	449	300	-0.82	2	-2.87	3
CONCRETE FLOOR	23	-3	5	23	0.011	22	2	8	320	13	493	300	-0.82	2	-4.21	3	PAINTED
CONCRETE FLOOR	23	-5	5	23	0.013	22	4	8	329	13	407	300	-0.82	2	-2.87	3	PAINTED
CONCRETE FLOOR	23	-7	4	23	0.01	22	6	8	302	13	404	280	-0.82	2	-4.21	3	PAINTED
CONCRETE FLOOR	23	-9	5	23	0.012	22	0	8	336	13	441	300	-0.82	2	-2.87	3	PAINTED
CONCRETE FLOOR	25	-5	5	23	0.015	22	0	8	365	13	401	300	-0.82	2	1.17	3	PAINTED
CONCRETE FLOOR	27	-2	5	23	0.011	22	1	8	293	13	383	280	-0.82	2	-1.52	3	PAINTED
CONCRETE FLOOR	27	-5	5	23	0.003	22	1	8	335	13	470	330	-0.82	2	-0.17	3	PAINTED
CONCRETE FLOOR	27	-7	6	23	0.009	22	3	8	336	13	428	320	-0.82	2	-4.21	3	PAINTED
CONCRETE FLOOR	27	-11	6	23	0.015	22	3	8	327	13	395	260	-0.82	2	1.17	3	PAINTED
CONCRETE FLOOR	30	-2	5	23	0.015	22	2	8	351	13	405	290	2.13	2	-1.52	3	PAINTED
CONCRETE FLOOR	31	-5	5	23	0.003	22	1	8	335	13	470	330	-0.82	2	-1.52	3	PAINTED
CONCRETE FLOOR	31	-9	5	23	0.018	22	3	8	343	13	438	280	-0.82	2	-2.87	3	PAINTED
CONCRETE FLOOR	31	-11	5	23	0.012	22	1	8	368	13	431	300	0.65	2	-1.52	3	PAINTED
CONCRETE FLOOR	36	-1	5	23	0.011	22	2	8	333	13	444	300	0.65	2	-1.52	3	PAINTED
CONCRETE FLOOR	34	-5	6	23	0.018	22	2	8	312	13	423	320	-0.82	2	-1.52	3	PAINTED
CONCRETE FLOOR	34	-11	5	23	0.014	22	3	8	315	13	419	260	-0.82	2	-1.52	3	PAINTED

**LB5100-W Low Background Counting System – Smear Analysis**

Date: 2/28/95  
 Counting Unit id: 1  
 Data file name: C:\LBXL\UNIT1\B01-132.XLD  
 Batch Ended: 2/28/95 9:07  
 Crosstalk Correction: Not Applied

Alpha activity action level (DPM): 20.00  
 Beta activity action level (DPM): 200.00  
 Certainty level for MDA and flags: 95.00%  
 High Voltage Setting: 1410

Application Revision: 3  
 Application Version: Standard

Batch ID: Blairsville 1-10-1

Alpha efficiency log file: th230ab  
 Alpha Efficiency: 33.88%  
 Alpha to Beta Crosstalk: 24.12%  
 Alpha Background (CPM): 0.278571429  
 Alpha Correction Factor: 1.000

Beta efficiency log file: tc99ab  
 Beta Efficiency: 37.13%  
 Beta into Alpha Crosstalk: 0.03%  
 Beta Background (CPM): 2.064285714  
 Beta Correction Factor: 1.000

Carrier	Alpha Activity				Beta Activity				Count time (min)	Alpha CPM	Beta CPM	Completion Date - Time
	DPM	$\sigma$	flags	MDA	DPM	$\sigma$	flags	MDA				
1	0.654	1.48	<MDA	7.64	-4.21	1.39	<MDA	12.71	2.00	0.221	-1.56	2/28/95 7:41
2	-0.822	1.48	<MDA	7.64	-0.17	2.71	<MDA	12.71	2.00	-0.279	-0.06	2/28/95 7:43
3	-0.822	1.48	<MDA	7.64	-4.21	1.39	<MDA	12.71	2.00	-0.279	-1.56	2/28/95 7:46
4	-0.822	1.48	<MDA	7.64	-2.87	1.93	<MDA	12.71	2.00	-0.279	-1.06	2/28/95 7:48
5	2.129	2.09	<AL	7.64	3.87	3.58	<MDA	12.71	2.00	0.721	1.44	2/28/95 7:50
6	0.654	1.48	<MDA	7.64	-0.17	2.71	<MDA	12.71	2.00	0.221	-0.06	2/28/95 7:52
7	-0.822	1.48	<MDA	7.64	-4.21	1.39	<MDA	12.71	2.00	-0.279	-1.56	2/28/95 7:54
8	0.654	1.48	<MDA	7.64	-0.17	2.71	<MDA	12.71	2.00	0.221	-0.06	2/28/95 7:57
9	2.129	2.09	<AL	7.64	-0.17	2.71	<MDA	12.71	2.00	0.721	-0.06	2/28/95 7:59
10	0.654	1.48	<MDA	7.64	-1.52	2.36	<MDA	12.71	2.00	0.221	-0.56	2/28/95 8:01
11	-0.822	1.48	<MDA	7.64	-2.87	1.93	<MDA	12.71	2.00	-0.279	-1.06	2/28/95 8:03
12	-0.822	1.48	<MDA	7.64	-2.87	1.93	<MDA	12.71	2.00	-0.279	-1.06	2/28/95 8:06
13	-0.822	1.48	<MDA	7.64	-1.52	2.36	<MDA	12.71	2.00	-0.279	-0.56	2/28/95 8:08
14	-0.822	1.48	<MDA	7.64	-2.87	1.93	<MDA	12.71	2.00	-0.279	-1.06	2/28/95 8:10
15	-0.822	1.48	<MDA	7.64	-2.87	1.93	<MDA	12.71	2.00	-0.279	-1.06	2/28/95 8:12
16	-0.822	1.48	<MDA	7.64	3.87	3.58	<MDA	12.71	2.00	-0.279	1.44	2/28/95 8:14
17	-0.822	1.48	<MDA	7.64	-4.21	1.39	<MDA	12.71	2.00	-0.279	-1.56	2/28/95 8:16
18	-0.822	1.48	<MDA	7.64	-1.52	2.36	<MDA	12.71	2.00	-0.279	-0.56	2/28/95 8:19
19	-0.822	1.48	<MDA	7.64	2.52	3.32	<MDA	12.71	2.00	-0.279	0.94	2/28/95 8:21
20	2.129	2.09	<AL	7.64	-5.56	1.39	<MDA	12.71	2.00	0.721	-2.06	2/28/95 8:23
21	-0.822	1.48	<MDA	7.64	-2.87	1.93	<MDA	12.71	2.00	-0.279	-1.06	2/28/95 8:25
22	0.654	1.48	<MDA	7.64	-4.21	1.39	<MDA	12.71	2.00	0.221	-1.56	2/28/95 8:28
23	0.654	1.48	<MDA	7.64	1.17	3.03	<MDA	12.71	2.00	0.221	0.44	2/28/95 8:30
24	-0.822	1.48	<MDA	7.64	-2.87	1.93	<MDA	12.71	2.00	-0.279	-1.06	2/28/95 8:32

**LB5100-W Low Background Counting System – Smear Analysis**

Date: 2/28/95  
 Counting Unit id: 1  
 Data file name: C:\LBXL\UNIT1\B01-132.XLD  
 Batch Ended: 2/28/95 9:07  
 Crosstalk Correction: Not Applied

Alpha activity action level (DPM): 20.00  
 Beta activity action level (DPM): 200.00  
 Certainty level for MDA and flags: 95.00%  
 High Voltage Setting: 1410

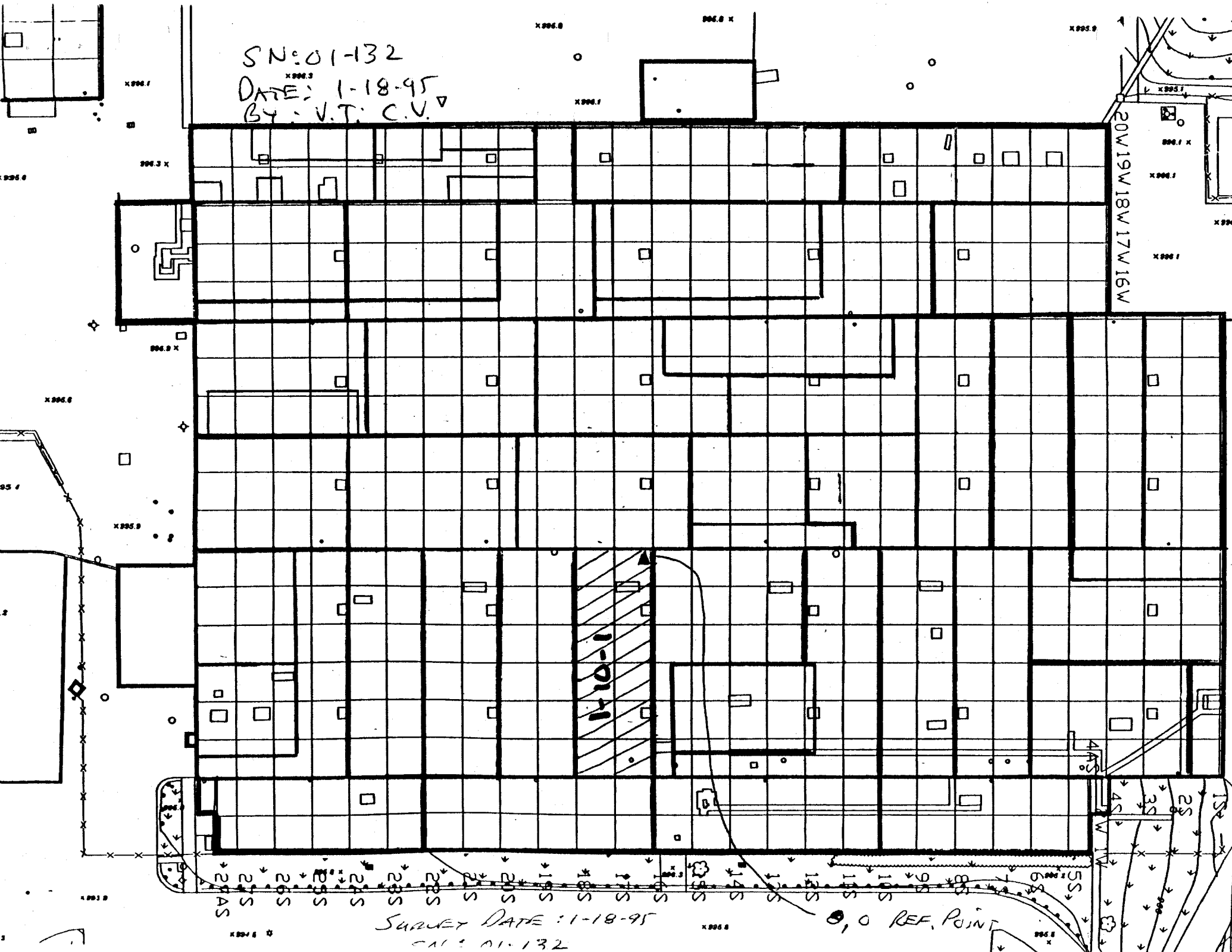
Application Revision: 3  
 Application Version: Standard

Batch ID: Blairsville 1-10-1

Alpha efficiency log file: th230ab			
Alpha Efficiency: 33.88%			
Alpha to Beta Crosstalk: 24.12%			
Alpha Background (CPM): 0.278571429			
Alpha Correction Factor: 1.000			
Beta efficiency log file: tc99ab			
Beta Efficiency: 37.13%			
Beta into Alpha Crosstalk: 0.03%			
Beta Background (CPM): 2.064285714			
Beta Correction Factor: 1.000			
Count time (min)	Alpha CPM	Beta CPM	Completion Date - Time
2.00	-0.279	-1.56	2/28/95 8:34
2.00	-0.279	-1.06	2/28/95 8:36
2.00	-0.279	-1.56	2/28/95 8:38
2.00	-0.279	-1.06	2/28/95 8:41
2.00	-0.279	0.44	2/28/95 8:43
2.00	-0.279	-0.56	2/28/95 8:45
2.00	-0.279	-0.06	2/28/95 8:47
2.00	-0.279	-1.56	2/28/95 8:50
2.00	-0.279	0.44	2/28/95 8:52
2.00	0.721	-0.56	2/28/95 8:54
2.00	-0.279	-0.56	2/28/95 8:56
2.00	-0.279	-1.06	2/28/95 8:58
2.00	0.221	-0.56	2/28/95 9:01
2.00	0.221	-0.56	2/28/95 9:03
2.00	-0.279	-0.56	2/28/95 9:05
2.00	-0.279	-0.56	2/28/95 9:07

Carrier	Alpha Activity				Beta Activity			
	DPM	$\sigma$	flags	MDA	DPM	$\sigma$	flags	MDA
25	-0.822	1.48	<MDA	7.64	-4.21	1.39	<MDA	12.71
26	-0.822	1.48	<MDA	7.64	-2.87	1.93	<MDA	12.71
27	-0.822	1.48	<MDA	7.64	-4.21	1.39	<MDA	12.71
28	-0.822	1.48	<MDA	7.64	-2.87	1.93	<MDA	12.71
29	-0.822	1.48	<MDA	7.64	1.17	3.03	<MDA	12.71
30	-0.822	1.48	<MDA	7.64	-1.52	2.36	<MDA	12.71
31	-0.822	1.48	<MDA	7.64	-0.17	2.71	<MDA	12.71
32	-0.822	1.48	<MDA	7.64	-4.21	1.39	<MDA	12.71
33	-0.822	1.48	<MDA	7.64	1.17	3.03	<MDA	12.71
34	2.129	2.09	<AL	7.64	-1.52	2.36	<MDA	12.71
35	-0.822	1.48	<MDA	7.64	-1.52	2.36	<MDA	12.71
36	-0.822	1.48	<MDA	7.64	-2.87	1.93	<MDA	12.71
37	0.654	1.48	<MDA	7.64	-1.52	2.36	<MDA	12.71
38	0.654	1.48	<MDA	7.64	-1.52	2.36	<MDA	12.71
39	-0.822	1.48	<MDA	7.64	-1.52	2.36	<MDA	12.71
40	-0.822	1.48	<MDA	7.64	-1.52	2.36	<MDA	12.71

SN: 01-132  
DATE: 1-18-95  
BY: V.T. C.V.



SURVEY DATE: 1-18-95  
CAL: 01-132

0 REF. POINT

20W 19W 18W 17W 16W

15W 14W 13W 12W 11W 10W 9W 8W 7W 6W 5W 4W 3W

# Blairsville Point Survey Form #003

Survey Serial #:	01-133
Survey Section:	1
Survey Unit:	20
Survey Sub-unit:	4

Alpha Survey Instruments				
Inst. S/N	Inst. Code	Eff. %	Corr. Fac.	Bkg. CPM
1510	6	23.6	4.24	0

Beta Survey Instruments				
Inst. S/N	Inst. Code	Eff. %	Corr. Fac.	Bkg. CPM
1593	11	37.5	2.67	286


Gamma or Beta/Gamma Instruments			
Inst. S/N	Inst. Code	Bkg.	Detection Type
1522	22	0.015	Beta / Gamma
234	23	6	Gamma

Classification:	5
Survey Type:	lower

Alpha Counting Instruments				
Inst. S/N	Inst. Code	Eff. %	Corr. Fac.	Bkg. CPM
13295	2	33.88	2.95	0.28

Beta Counting Instruments				
Inst. S/N	Inst. Code	Eff. %	Corr. Fac.	Bkg. CPM
13295	3	37.13	2.69	2.06

Survey Date:	1/1/95
Count Date:	2/22/95

Surveyor:	C. Vergari / J. Shoemaker
Signature:	

Surface Description	Coordinates		Gamma at 1m	Gamma Inst.	Beta/Gamma Contact	Beta/Gamma Code	Contact Gross 1 min. Count	Alpha Inst.	Contact Gross 1 min. Count	Beta Inst.	Scan Contact Gross CPM		Removable DPM/100 cm2	Alpha Count	Removable DPM/100 cm2	Beta Count	Comments
	X	Y	uR/hr	Code	mR/hr	Code	Alpha	Beta	Code	Code	Max Beta	Avg Beta	Alpha	Beta	Code		
	Scabbled Concrete	0	0	6	23	0.009	22	6	6	304	11	840	300	-0.82	2	-4.21	
Scabbled Concrete	1	0	5	23	0.01	22	1	6	302	11	409	290	-0.82	2	-1.52	3	After Scabbling
Scabbled Concrete	2	0	5	23	0.009	22	3	6	295	11	295	280	-0.82	2	2.52	3	After Scabbling
Scabbled Concrete	3	0	5	23	0.01	22	3	6	292	11	426	300	-0.82	2	-2.87	3	After Scabbling
Scabbled Concrete	4	0	6	23	0.015	22	4	6	282	11	628	250	-0.82	2	-1.52	3	After Scabbling
Scabbled Concrete	5	0	5	23	0.009	22	2	6	326	11	625	340	-0.82	2	-1.52	3	After Scabbling
Scabbled Concrete	0	-1	6	23	0.014	22	3	6	305	11	557	280	-0.82	2	2.52	3	After Scabbling
Scabbled Concrete	1	-1	5	23	0.01	22	2	6	322	11	537	270	-0.82	2	1.17	3	After Scabbling
Scabbled Concrete	2	-1	4	23	0.01	22	1	6	273	11	479	310	-0.82	2	-0.17	3	After Scabbling
Scabbled Concrete	3	-1	5	23	0.01	22	2	6	321	11	380	270	-0.82	2	5.21	3	After Scabbling
Scabbled Concrete	4	-1	5	23	0.01	22	5	6	319	11	418	275	-0.82	2	-1.52	3	After Scabbling
Scabbled Concrete	5	-1	5	23	0.01	22	7	6	325	11	398	300	-0.82	2	-1.52	3	After Scabbling
Scabbled Concrete	0	2	5	23	0.012	22	4	6	293	11	572	310	0.65	2	-0.17	3	After Scabbling
Scabbled Concrete	1	2	6	23	0.009	22	2	6	288	11	511	280	-0.82	2	-5.56	3	After Scabbling
Scabbled Concrete	2	2	6	23	0.009	22	7	6	310	11	514	310	-0.82	2	-4.21	3	After Scabbling
Scabbled Concrete	3	2	5	23	0.01	22	4	6	302	11	545	300	-0.82	2	-0.17	3	After Scabbling
Scabbled Concrete	4	2	5	23	0.009	22	3	6	283	11	513	310	-0.82	2	1.17	3	After Scabbling
Scabbled Concrete	5	2	5	23	0.015	22	2	6	324	11	485	300	2.13	2	-4.21	3	After Scabbling
Scabbled Concrete	0	-3	7	23	0.01	22	2	6	284	11	508	300	-0.82	2	-1.52	3	After Scabbling
Scabbled Concrete	1	-3	6	23	0.009	22	0	6	310	11	405	300	-0.82	2	-2.87	3	After Scabbling
Scabbled Concrete	2	-3	6	23	0.014	22	3	6	310	11	450	310	-0.82	2	-2.87	3	After Scabbling
Scabbled Concrete	3	-3	5	23	0.011	22	3	6	359	11	455	300	-0.82	2	-1.52	3	After Scabbling
Scabbled Concrete	4	-3	5	23	0.014	22	4	6	331	11	384	300	2.13	2	-2.87	3	After Scabbling

# Blairsville Point Survey Form #003

Survey Serial #:	01-133
------------------	--------

Survey Section:	1
-----------------	---

Survey Unit:	20
--------------	----

Survey Sub-unit:	4
------------------	---

Classification:	5
-----------------	---

Survey Type:	lower
--------------	-------

Survey Date:	1/1/95
--------------	--------

Count Date:	2/22/95
-------------	---------


Alpha Survey Instruments				
Inst. S/N	Inst. Code	Eff. %	Corr. Fac.	Bkg. CPM
1510	6	23.6	4.24	0

Beta Survey Instruments				
Inst. S/N	Inst. Code	Eff. %	Corr. Fac.	Bkg. CPM
1593	11	37.5	2.67	286

Gamma or Beta/Gamma Instruments			
Inst. S/N	Inst. Code	Bkg.	Detection Type
1522	22	0.015	Beta / Gamma
234	23	6	Gamma

Alpha Counting Instruments				
Inst. S/N	Inst. Code	Eff. %	Corr. Fac.	Bkg. CPM
13295	2	33.88	2.95	0.28

Beta Counting Instruments				
Inst. S/N	Inst. Code	Eff. %	Corr. Fac.	Bkg. CPM
13295	3	37.13	2.69	2.06

Surveyor:	C. Vergari / J. Shoemaker
Signature:	

Surface Description	Coordinates		Gamma at 1m	Gamma Inst.	Beta/Gamma Contact	Beta/Gamma Code	Contact Gross 1 min. Count	Alpha Inst.	Contact Gross 1 min. Count	Beta Inst.	Scan Contact Gross CPM		Removable DPM/100 cm2	Alpha Count	Removable DPM/100 cm2	Beta Count	Comments
	X	Y	uR/hr	Code	mR/hr	Code	Alpha	Code	Beta	Code	Max Beta	Avg Beta	Alpha	Code	Beta	Code	
	Scabbled Concrete	5	-3	6	23	0.018	22	4	6	286	11	378	280	-0.82	2	1.17	
Scabbled Concrete	0	-4	6	23	0.015	22	5	6	292	11	463	300	-0.82	2	-2.87	3	After Scabbling
Scabbled Concrete	1	-4	6	23	0.009	22	6	6	289	11	415	280	-0.82	2	1.17	3	After Scabbling
Scabbled Concrete	2	-4	5	23	0.012	22	3	6	307	11	472	320	-0.82	2	3.87	3	After Scabbling
Scabbled Concrete	3	-4	6	23	0.012	22	3	6	299	11	387	300	0.65	2	-2.87	3	After Scabbling
Scabbled Concrete	4	-4	6	23	0.017	22	1	6	454	11	454	320	-0.82	2	-4.21	3	After Scabbling
Scabbled Concrete	5	-4	7	23	0.012	22	3	6	298	11	406	310	0.65	2	2.52	3	After Scabbling
Scabbled Concrete	0	-5	5	23	0.009	22	0	6	306	11	386	280	-0.82	2	-2.87	3	After Scabbling
Scabbled Concrete	1	-5	5	23	0.011	22	0	6	290	11	367	280	-0.82	2	-4.21	3	After Scabbling
Scabbled Concrete	2	-5	6	23	0.014	22	2	6	284	11	378	280	-0.82	2	-0.17	3	After Scabbling
Scabbled Concrete	3	-5	6	23	0.012	22	3	6	268	11	405	290	-0.82	2	5.21	3	After Scabbling
Scabbled Concrete	4	-5	6	23	0.018	22	5	6	326	11	456	300	0.65	2	-0.17	3	After Scabbling
Scabbled Concrete	5	-5	7	23	0.012	22	3	6	298	11	428	280	-0.82	2	-0.17	3	After Scabbling
Scabbled Concrete	0	-6	7	23	0.013	22	3	6	296	11	405	280	-0.82	2	-5.56	3	After Scabbling
Scabbled Concrete	1	-6	6	23	0.014	22	1	6	303	11	462	300	-0.82	2	-0.17	3	After Scabbling
Scabbled Concrete	2	-6	6	23	0.014	22	4	6	293	11	390	270	0.65	2	-1.52	3	After Scabbling
Scabbled Concrete	3	-6	5	23	0.035	22	4	6	306	11	446	280	-0.82	2	2.52	3	After Scabbling
Scabbled Concrete	4	-6	5	23	0.012	22	6	6	290	11	398	270	-0.82	2	-0.17	3	After Scabbling
Scabbled Concrete	5	-6	6	23	0.019	22	2	6	281	11	453	300	-0.82	2	-1.52	3	After Scabbling
Scabbled Concrete	0	-7	6	23	0.009	22	3	6	309	11	527	320	0.65	2	-0.17	3	After Scabbling
Scabbled Concrete	1	-7	6	23	0.014	22	3	6	314	11	385	300	-0.82	2	-1.52	3	After Scabbling
Scabbled Concrete	2	-7	6	23	0.01	22	1	6	309	11	413	280	-0.82	2	-1.52	3	After Scabbling
Scabbled Concrete	3	-7	6	23	0.01	22	3	6	303	11	420	250	0.65	2	3.87	3	After Scabbling

# Blairsville Point Survey Form #003

Survey Serial #:	01-133
Survey Section:	1
Survey Unit:	20
Survey Sub-unit:	4

Alpha Survey Instruments				
Inst. S/N	Inst. Code	Eff. %	Corr. Fac.	Bkg. CPM
1510	6	23.6	4.24	0

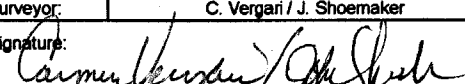
Beta Survey Instruments				
Inst. S/N	Inst. Code	Eff. %	Corr. Fac.	Bkg. CPM
1593	11	37.5	2.67	286

Gamma or Beta/Gamma Instruments			
Inst. S/N	Inst. Code	Bkg.	Detection Type
1522	22	0.015	Beta / Gamma
234	23	6	Gamma

Classification:	5
Survey Type:	lower
Survey Date:	1/1/95
Count Date:	2/22/95

Alpha Counting Instruments				
Inst. S/N	Inst. Code	Eff. %	Corr. Fac.	Bkg. CPM
13295	2	33.88	2.95	0.28

Beta Counting Instruments				
Inst. S/N	Inst. Code	Eff. %	Corr. Fac.	Bkg. CPM
13295	3	37.13	2.69	2.06

Surveyor:	C. Vergari / J. Shoemaker
Signature:	

Surface Description	Coordinates		Gamma at 1m uR/hr	Gamma Inst. Code	Beta/Gamma Contact mR/hr	Beta/Gamma Code	Contact Gross 1 min. Count Alpha	Alpha Inst. Code	Contact Gross 1 min. Count Beta	Beta Inst. Code	Scan Contact Gross CPM		Removable DPM/100 cm2 Alpha	Alpha Count Code	Removable DPM/100 cm2 Beta	Beta Count Code	Comments
	X	Y									Max Beta	Avg Beta					
	Scabbled Concrete	4									-7	6					
Scabbled Concrete	5	-7	5	23	0.015	22	5	6	288	11	714	300	-0.82	2	-2.87	3	After Scabbling
Scabbled Concrete	0	-8	7	23	0.011	22	1	6	316	11	338	220	-0.82	2	-2.87	3	After Scabbling
Scabbled Concrete	1	-8	7	23	0.011	22	4	6	488	11	455	300	0.65	2	3.87	3	After Scabbling
Scabbled Concrete	2	-8	6	23	0.016	22	3	6	292	11	480	380	-0.82	2	-5.56	3	After Scabbling
Scabbled Concrete	3	-8	5	23	0.016	22	5	6	270	11	425	280	-0.82	2	-2.87	3	After Scabbling
Scabbled Concrete	4	-8	5	23	0.016	22	2	6	348	11	482	280	-0.82	2	-4.21	3	After Scabbling
Scabbled Concrete	5	-8	5	23	0.011	22	3	6	327	11	447	260	-0.82	2	-4.21	3	After Scabbling
Scabbled Concrete	2	-9	6	23	0.013	22	0	6	318	11	447	260	-0.82	2	-1.52	3	After Scabbling
Scabbled Concrete	3	-9	5	23	0.011	22	2	6	288	11	640	240	0.65	2	-1.52	3	After Scabbling
Scabbled Concrete	4	-9	5	23	0.013	22	3	6	269	11	429	280	-0.82	2	-2.87	3	After Scabbling
Scabbled Concrete	5	-9	5	23	0.013	22	3	6	306	11	600	260	-0.82	2	-1.52	3	After Scabbling
Scabbled Concrete	2	-10	5	23	0.008	22	2	6	319	11	500	300	-0.82	2	1.17	3	After Scabbling
Scabbled Concrete	3	-10	5	23	0.015	22	5	6	356	11	401	260	0.65	2	3.87	3	After Scabbling
Scabbled Concrete	4	-10	5	23	0.012	22	2	6	283	11	409	220	-0.82	2	-2.87	3	After Scabbling
Scabbled Concrete	5	-10	5	23	0.013	22	3	6	303	11	374	200	0.65	2	-0.17	3	After Scabbling



**LB5100-W Low Background Counting System – Smear Analysis**

Date: 2/22/95  
 Counting Unit id: 1  
 Data file name: C:\LBXL\UNIT1\B01-133.XLD  
 Batch Ended: 2/22/95 12:28  
 Crosstalk Correction: Not Applied

Alpha activity action level (DPM): 20.00  
 Beta activity action level (DPM): 200.00  
 Certainty level for MDA and flags: 95.00%  
 High Voltage Setting: 1410

Application Revision: 3  
 Application Version: Standard

Alpha efficiency log file: th230ab  
 Alpha Efficiency: 33.88%  
 Alpha to Beta Crosstalk: 24.12%  
 Alpha Background (CPM): 0.278571429  
 Alpha Correction Factor: 1.000

Beta efficiency log file: tc99ab  
 Beta Efficiency: 37.13%  
 Beta into Alpha Crosstalk: 0.03%  
 Beta Background (CPM): 2.064285714  
 Beta Correction Factor: 1.000

Batch ID: Blairsville 1-20-4

Carrier	Alpha Activity				Beta Activity				Count time (min)	Alpha CPM	Beta CPM	Completion Date - Time
	DPM	$\sigma$	flags	MDA	DPM	$\sigma$	flags	MDA				
41	-0.822	1.48	<MDA	7.64	-4.21	1.39	<MDA	12.71	2.00	-0.279	-1.56	2/22/95 10:12
42	-0.822	1.48	<MDA	7.64	-1.52	2.36	<MDA	12.71	2.00	-0.279	-0.56	2/22/95 10:14
43	-0.822	1.48	<MDA	7.64	2.52	3.32	<MDA	12.71	2.00	-0.279	0.94	2/22/95 10:16
44	-0.822	1.48	<MDA	7.64	-2.87	1.93	<MDA	12.71	2.00	-0.279	-1.06	2/22/95 10:19
45	-0.822	1.48	<MDA	7.64	-1.52	2.36	<MDA	12.71	2.00	-0.279	-0.56	2/22/95 10:21
46	-0.822	1.48	<MDA	7.64	-1.52	2.36	<MDA	12.71	2.00	-0.279	-0.56	2/22/95 10:23
47	-0.822	1.48	<MDA	7.64	2.52	3.32	<MDA	12.71	2.00	-0.279	0.94	2/22/95 10:25
48	-0.822	1.48	<MDA	7.64	1.17	3.03	<MDA	12.71	2.00	-0.279	0.44	2/22/95 10:27
49	-0.822	1.48	<MDA	7.64	-0.17	2.71	<MDA	12.71	2.00	-0.279	-0.06	2/22/95 10:30
50	-0.822	1.48	<MDA	7.64	5.21	3.82	<AL	12.71	2.00	-0.279	1.94	2/22/95 10:32
51	-0.822	1.48	<MDA	7.64	-1.52	2.36	<MDA	12.71	2.00	-0.279	-0.56	2/22/95 10:34
52	-0.822	1.48	<MDA	7.64	-1.52	2.36	<MDA	12.71	2.00	-0.279	-0.56	2/22/95 10:36
53	0.654	1.48	<MDA	7.64	-0.17	2.71	<MDA	12.71	2.00	0.221	-0.06	2/22/95 10:38
54	-0.822	1.48	<MDA	7.64	-5.56	1.39	<MDA	12.71	2.00	-0.279	-2.06	2/22/95 10:41
55	-0.822	1.48	<MDA	7.64	-4.21	1.39	<MDA	12.71	2.00	-0.279	-1.56	2/22/95 10:43
56	-0.822	1.48	<MDA	7.64	-0.17	2.71	<MDA	12.71	2.00	-0.279	-0.06	2/22/95 10:45
57	-0.822	1.48	<MDA	7.64	1.17	3.03	<MDA	12.71	2.00	-0.279	0.44	2/22/95 10:47
58	2.129	2.09	<AL	7.64	-4.21	1.39	<MDA	12.71	2.00	0.721	-1.56	2/22/95 10:49
59	-0.822	1.48	<MDA	7.64	-1.52	2.36	<MDA	12.71	2.00	-0.279	-0.56	2/22/95 10:52
60	-0.822	1.48	<MDA	7.64	-2.87	1.93	<MDA	12.71	2.00	-0.279	-1.06	2/22/95 10:54
61	-0.822	1.48	<MDA	7.64	-2.87	1.93	<MDA	12.71	2.00	-0.279	-1.06	2/22/95 10:56
62	-0.822	1.48	<MDA	7.64	-1.52	2.36	<MDA	12.71	2.00	-0.279	-0.56	2/22/95 10:58
63	2.129	2.09	<AL	7.64	-2.87	1.93	<MDA	12.71	2.00	0.721	-1.06	2/22/95 11:00
64	-0.822	1.48	<MDA	7.64	1.17	3.03	<MDA	12.71	2.00	-0.279	0.44	2/22/95 11:03

**LB5100-W Low Background Counting System – Smear Analysis**

Date: 2/22/95  
 Counting Unit id: 1  
 Data file name: C:\LBXL\UNIT1\B01-133.XLD  
 Batch Ended: 2/22/95 12:28  
 Crosstalk Correction: Not Applied

Alpha activity action level (DPM): 20.00  
 Beta activity action level (DPM): 200.00  
 Certainty level for MDA and flags: 95.00%  
 High Voltage Setting: 1410

Application Revision: 3  
 Application Version: Standard

Alpha efficiency log file: th230ab  
 Alpha Efficiency: 33.88%  
 Alpha to Beta Crosstalk: 24.12%  
 Alpha Background (CPM): 0.278571429  
 Alpha Correction Factor: 1.000

Beta efficiency log file: tc99ab  
 Beta Efficiency: 37.13%  
 Beta into Alpha Crosstalk: 0.03%  
 Beta Background (CPM): 2.064285714  
 Beta Correction Factor: 1.000

Batch ID: Blairsville 1-20-4

Carrier	Alpha Activity				Beta Activity				Count time (min)	Alpha CPM	Beta CPM	Completion Date - Time
	DPM	$\sigma$	flags	MDA	DPM	$\sigma$	flags	MDA				
65	-0.822	1.48	<MDA	7.64	-2.87	1.93	<MDA	12.71	2.00	-0.279	-1.06	2/22/95 11:05
66	-0.822	1.48	<MDA	7.64	1.17	3.03	<MDA	12.71	2.00	-0.279	0.44	2/22/95 11:07
67	-0.822	1.48	<MDA	7.64	3.87	3.58	<MDA	12.71	2.00	-0.279	1.44	2/22/95 11:09
68	0.654	1.48	<MDA	7.64	-2.87	1.93	<MDA	12.71	2.00	0.221	-1.06	2/22/95 11:11
69	-0.822	1.48	<MDA	7.64	-4.21	1.39	<MDA	12.71	2.00	-0.279	-1.56	2/22/95 11:14
70	0.654	1.48	<MDA	7.64	2.52	3.32	<MDA	12.71	2.00	0.221	0.94	2/22/95 11:16
71	-0.822	1.48	<MDA	7.64	-2.87	1.93	<MDA	12.71	2.00	-0.279	-1.06	2/22/95 11:18
72	-0.822	1.48	<MDA	7.64	-4.21	1.39	<MDA	12.71	2.00	-0.279	-1.56	2/22/95 11:20
73	-0.822	1.48	<MDA	7.64	-0.17	2.71	<MDA	12.71	2.00	-0.279	-0.06	2/22/95 11:22
74	-0.822	1.48	<MDA	7.64	5.21	3.82	<AL	12.71	2.00	-0.279	1.94	2/22/95 11:25
75	0.654	1.48	<MDA	7.64	-0.17	2.71	<MDA	12.71	2.00	0.221	-0.06	2/22/95 11:27
76	-0.822	1.48	<MDA	7.64	-0.17	2.71	<MDA	12.71	2.00	-0.279	-0.06	2/22/95 11:29
77	-0.822	1.48	<MDA	7.64	-5.56	1.39	<MDA	12.71	2.00	-0.279	-2.06	2/22/95 11:31
78	-0.822	1.48	<MDA	7.64	-0.17	2.71	<MDA	12.71	2.00	-0.279	-0.06	2/22/95 11:33
79	0.654	1.48	<MDA	7.64	-1.52	2.36	<MDA	12.71	2.00	0.221	-0.56	2/22/95 11:36
80	-0.822	1.48	<MDA	7.64	2.52	3.32	<MDA	12.71	2.00	-0.279	0.94	2/22/95 11:38
81	-0.822	1.48	<MDA	7.64	-0.17	2.71	<MDA	12.71	2.00	-0.279	-0.06	2/22/95 11:40
82	-0.822	1.48	<MDA	7.64	-1.52	2.36	<MDA	12.71	2.00	-0.279	-0.56	2/22/95 11:42
83	0.654	1.48	<MDA	7.64	-0.17	2.71	<MDA	12.71	2.00	0.221	-0.06	2/22/95 11:44
84	-0.822	1.48	<MDA	7.64	-1.52	2.36	<MDA	12.71	2.00	-0.279	-0.56	2/22/95 11:47
85	-0.822	1.48	<MDA	7.64	-1.52	2.36	<MDA	12.71	2.00	-0.279	-0.56	2/22/95 11:49
86	0.654	1.48	<MDA	7.64	3.87	3.58	<MDA	12.71	2.00	0.221	1.44	2/22/95 11:51
87	-0.822	1.48	<MDA	7.64	-2.87	1.93	<MDA	12.71	2.00	-0.279	-1.06	2/22/95 11:53
88	-0.822	1.48	<MDA	7.64	-2.87	1.93	<MDA	12.71	2.00	-0.279	-1.06	2/22/95 11:55

**LB5100-W Low Background Counting System – Smear Analysis**

Date: 2/22/95  
 Counting Unit id: 1  
 Data file name: C:\LBXL\UNIT1\B01-133.XLD  
 Batch Ended: 2/22/95 12:28  
 Crosstalk Correction: Not Applied

Alpha activity action level (DPM): 20.00  
 Beta activity action level (DPM): 200.00  
 Certainty level for MDA and flags: 95.00%  
 High Voltage Setting: 1410

Application Revision: 3  
 Application Version: Standard

Batch ID: Blairsville 1-20-4

Alpha efficiency log file: th230ab Alpha Efficiency: 33.88% Alpha to Beta Crosstalk: 24.12% Alpha Background (CPM): 0.278571429 Alpha Correction Factor: 1.000
Beta efficiency log file: tc99ab Beta Efficiency: 37.13% Beta into Alpha Crosstalk: 0.03% Beta Background (CPM): 2.064285714 Beta Correction Factor: 1.000

Carrier	Alpha Activity				Beta Activity				Count time (min)	Alpha CPM	Beta CPM	Completion Date - Time
	DPM	$\sigma$	flags	MDA	DPM	$\sigma$	flags	MDA				
89	-0.822	1.48	<MDA	7.64	-2.87	1.93	<MDA	12.71	2.00	-0.279	-1.06	2/22/95 11:58
90	0.654	1.48	<MDA	7.64	3.87	3.58	<MDA	12.71	2.00	0.221	1.44	2/22/95 12:00
91	-0.822	1.48	<MDA	7.64	-5.56	1.39	<MDA	12.71	2.00	-0.279	-2.06	2/22/95 12:02
92	-0.822	1.48	<MDA	7.64	-2.87	1.93	<MDA	12.71	2.00	-0.279	-1.06	2/22/95 12:04
93	-0.822	1.48	<MDA	7.64	-4.21	1.39	<MDA	12.71	2.00	-0.279	-1.56	2/22/95 12:06
94	-0.822	1.48	<MDA	7.64	-4.21	1.39	<MDA	12.71	2.00	-0.279	-1.56	2/22/95 12:09
95	-0.822	1.48	<MDA	7.64	-1.52	2.36	<MDA	12.71	2.00	-0.279	-0.56	2/22/95 12:11
96	0.654	1.48	<MDA	7.64	-1.52	2.36	<MDA	12.71	2.00	0.221	-0.56	2/22/95 12:13
97	-0.822	1.48	<MDA	7.64	-2.87	1.93	<MDA	12.71	2.00	-0.279	-1.06	2/22/95 12:15
98	-0.822	1.48	<MDA	7.64	-1.52	2.36	<MDA	12.71	2.00	-0.279	-0.56	2/22/95 12:18
99	-0.822	1.48	<MDA	7.64	1.17	3.03	<MDA	12.71	2.00	-0.279	0.44	2/22/95 12:20
100	0.654	1.48	<MDA	7.64	3.87	3.58	<MDA	12.71	2.00	0.221	1.44	2/22/95 12:22
1	-0.822	1.48	<MDA	7.64	-2.87	1.93	<MDA	12.71	2.00	-0.279	-1.06	2/22/95 12:24
2	0.654	1.48	<MDA	7.64	-0.17	2.71	<MDA	12.71	2.00	0.221	-0.06	2/22/95 12:26
3	-0.822	1.48	<MDA	7.64	-1.52	2.36	<MDA	12.71	2.00	-0.279	-0.56	2/22/95 12:28

1-20-1

EQUIPMENT  
ACCESS / REMOVAL

8'-8 1/4"

1-20-2

OVERHEAD  
ROLLING STEEL  
DOOR

8'-7"

SCABBLE AREA

1-20-4

SURVEY  
AREA  
AFTER SCABBLE  
1-1-95 SECT. 1-20-4

1-20-3

1-6

HOT  
WATER  
TANK

1-5-1

UP

60'-0" W  
to 3W

1-5-3

STANDARDS  
STORAGE

1-5-5

WORK  
BENCH  
WORK  
BENCH  
WORK  
BENCH

WORK  
BENCH

WORK  
BENCH

W-

# Blairsville Point Survey Form #003

Survey Serial #:	01-134
------------------	--------

Survey Section:	1
Survey Unit:	24a
Survey Sub-unit:	3

Classification:	3
Survey Type:	lower

Survey Date:	1/3/95
Count Date:	2/22/95


Alpha Survey Instruments				
Inst. S/N	Inst. Code	Eff. %	Corr. Fac.	Bkg. CPM
1517	7	19.1	5.24	3

Alpha Counting Instruments				
Inst. S/N	Inst. Code	Eff. %	Corr. Fac.	Bkg. CPM
13295	2	33.88	2.95	0.28

Beta Survey Instruments				
Inst. S/N	Inst. Code	Eff. %	Corr. Fac.	Bkg. CPM
1595	12	32.2	3.11	497

Beta Counting Instruments				
Inst. S/N	Inst. Code	Eff. %	Corr. Fac.	Bkg. CPM
13295	3	37.13	2.69	2.06

Gamma or Beta/Gamma Instruments			
Inst. S/N	Inst. Code	Bkg.	Detection Type
234	23	8	Gamma
1522	22	0.013	Beta / Gamma

Surveyor:	V. TAYLOR / C. VERGARI
Signature:	

Surface Description	Coordinates		Gamma at 1m	Gamma Inst.	Beta/Gamma Contact	Beta/Gamma	Contact Gross 1 min. Count	Alpha Inst.	Contact Gross 1 min. Count	Beta Inst.	Scan Contact Gross CPM		Removable DPM/100 cm2	Alpha Count	Removable DPM/100 cm2	Beta Count	Comments
	X	Y	uR/hr	Code	mR/hr	Code	Alpha	Code	Beta	Code	Max Beta	Avg Beta	Alpha	Code	Beta	Code	
FLOOR	2	-1	8	23	0.013	22	3	7	481	12	538	400	-0.82	2	-2.87	3	CERAMIC TILE

**LB5100-W Low Background Counting System -- Smear Analysis**

Date: 2/22/95  
 Counting Unit id: 1  
 Data file name: C:\LBXL\UNIT1\B01-134.XLD  
 Batch Ended: 2/22/95 12:31  
 Crosstalk Correction: Not Applied

Alpha activity action level (DPM): 20.00  
 Beta activity action level (DPM): 200.00  
 Certainty level for MDA and flags: 95.00%  
 High Voltage Setting: 1410

Application Revision: 3  
 Application Version: Standard

Batch ID: Blairsville 1-24A-3

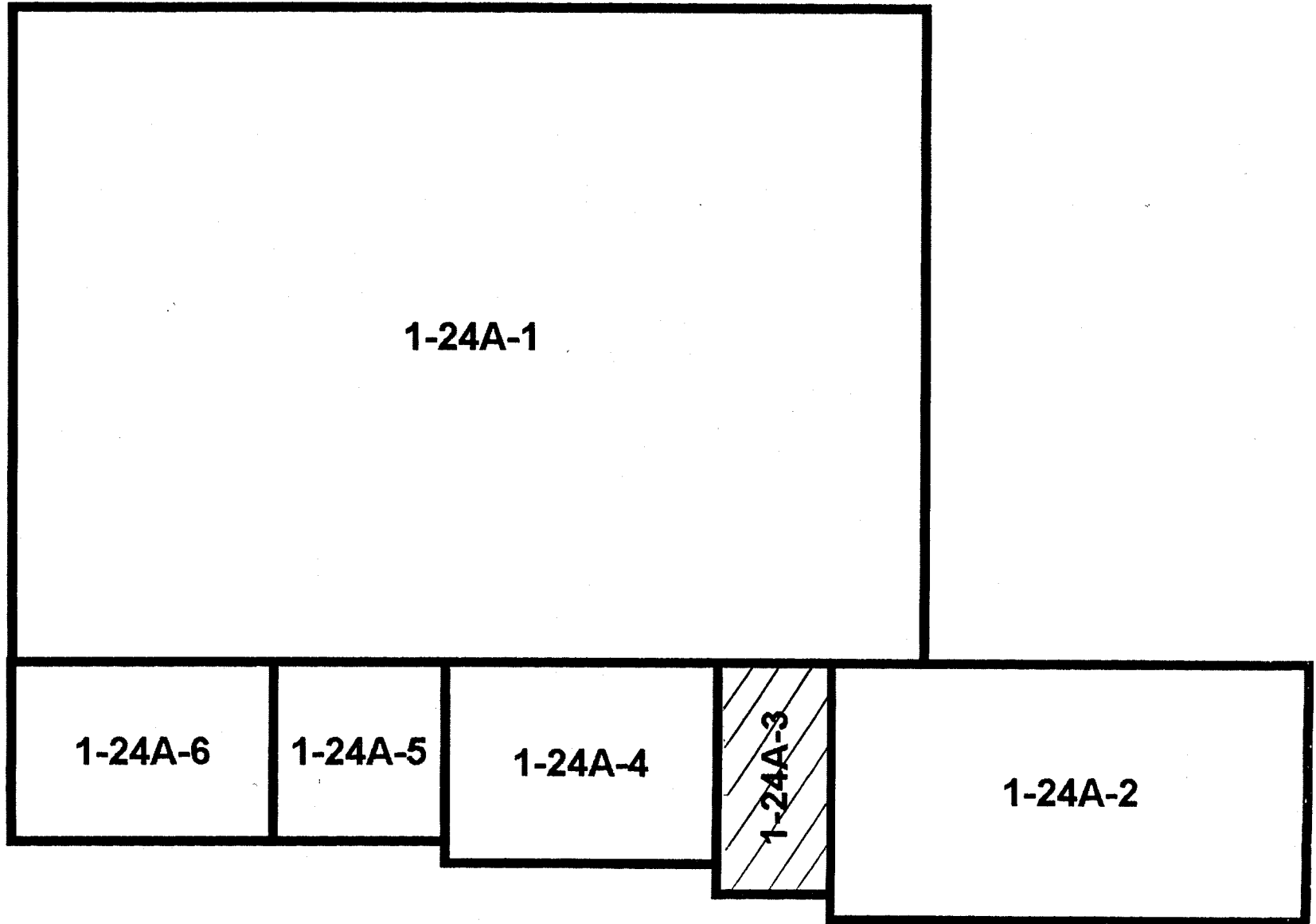
Carrier	Alpha Activity				Beta Activity				Count time (min)	Alpha CPM	Beta CPM	Completion Date - Time
	DPM	$\sigma$	flags	MDA	DPM	$\sigma$	flags	MDA				
4	-0.822	1.48	<MDA	7.64	-2.87	1.93	<MDA	12.71	2.00	-0.279	-1.06	2/22/95 12:31

Alpha efficiency log file: th230ab Alpha Efficiency: 33.88% Alpha to Beta Crosstalk: 24.12% Alpha Background (CPM): 0.278571429 Alpha Correction Factor: 1.000
Beta efficiency log file: tc99ab Beta Efficiency: 37.13% Beta into Alpha Crosstalk: 0.03% Beta Background (CPM): 2.064285714 Beta Correction Factor: 1.000

SN: 01-134

DATE: 1-3-95

# UNIT 1-24A



# Blairsville Point Survey Form #003

Survey Serial #:	01-135
Survey Section:	1
Survey Unit:	24A
Survey Sub-unit:	2

Alpha Survey Instruments				
Inst. S/N	Inst. Code	Eff. %	Corr. Fac.	Bkg. CPM
1517	7	19.1	5.24	4


Beta Survey Instruments				
Inst. S/N	Inst. Code	Eff. %	Corr. Fac.	Bkg. CPM
1595	12	32.2	3.11	330

Gamma or Beta/Gamma Instruments			
Inst. S/N	Inst. Code	Bkg.	Detection Type
234	23	5	Gamma
1522	22	0.01	Beta / Gamma

Classification:	3
Survey Type:	LOWER
Survey Date:	1/3/95
Count Date:	2/22/95

Alpha Counting Instruments				
Inst. S/N	Inst. Code	Eff. %	Corr. Fac.	Bkg. CPM
13295	2	33.88	2.95	0.28

Beta Counting Instruments				
Inst. S/N	Inst. Code	Eff. %	Corr. Fac.	Bkg. CPM
13295	3	37.13	2.69	2.06

Surveyor:	V. TAYLOR/C. VERGARI
Signature:	

Surface Description	Coordinates		Gamma at 1m	Gamma Inst.	Beta/Gamma Contact	Beta/Gamma	Contact Gross 1 min. Count	Alpha Inst.	Contact Gross 1 min. Count	Beta Inst.	Scan Contact Gross CPM		Removable DPM/100 cm2	Alpha Count	Removable DPM/100 cm2	Beta Count	Comments
	X	Y	uR/hr	Code	mR/hr	Code	Alpha	Code	Beta	Code	Max Beta	Avg Beta	Alpha	Code	Beta	Code	
CONCRETE FLOOR	2	-1	5	23	0.012	22	14	7	381	12	455	300	-0.82	2	-4.21	3	
CONCRETE FLOOR	1	-2	5	23	0.015	22	19	7	366	12	416	300	-0.82	2	-5.56	3	
CONCRETE FLOOR	1	-4	6	23	0.013	22	4	7	395	12	511	350	-0.82	2	-2.87	3	
CONCRETE FLOOR	2	-6	5	23	0.009	22	4	7	382	12	469	300	-0.82	2	-4.21	3	
CONCRETE FLOOR	2	-8	5	23	0.011	22	17	7	369	12	468	350	-0.82	2	-4.21	3	
CONCRETE FLOOR	4	-6	6	23	0.013	22	7	7	368	12	554	350	0.65	2	-1.52	3	
CONCRETE FLOOR	4	-3	6	23	0.011	22	11	7	389	12	557	400	2.13	2	-4.21	3	



**LB5100-W Low Background Counting System – Smear Analysis**

Date: 2/22/95  
 Counting Unit id: 1  
 Data file name: C:\LBXL\UNIT1\B01-135.XLD  
 Batch Ended: 2/22/95 12:46  
 Crosstalk Correction: Not Applied

Alpha activity action level (DPM): 20.00  
 Beta activity action level (DPM): 200.00  
 Certainty level for MDA and flags: 95.00%  
 High Voltage Setting: 1410

Application Revision: 3  
 Application Version: Standard

Batch ID: Blairsville 1-24A-2

Alpha efficiency log file: th230ab Alpha Efficiency: 33.88% Alpha to Beta Crosstalk: 24.12% Alpha Background (CPM): 0.278571429 Alpha Correction Factor: 1.000
Beta efficiency log file: tc99ab Beta Efficiency: 37.13% Beta into Alpha Crosstalk: 0.03% Beta Background (CPM): 2.064285714 Beta Correction Factor: 1.000
Count time (min)    Alpha CPM    Beta CPM    Completion Date - Time
2.00    -0.279    -1.56    2/22/95 12:33
2.00    -0.279    -2.06    2/22/95 12:35
2.00    -0.279    -1.06    2/22/95 12:37
2.00    -0.279    -1.56    2/22/95 12:40
2.00    -0.279    -1.56    2/22/95 12:42
2.00    0.221    -0.56    2/22/95 12:44
2.00    0.721    -1.56    2/22/95 12:46

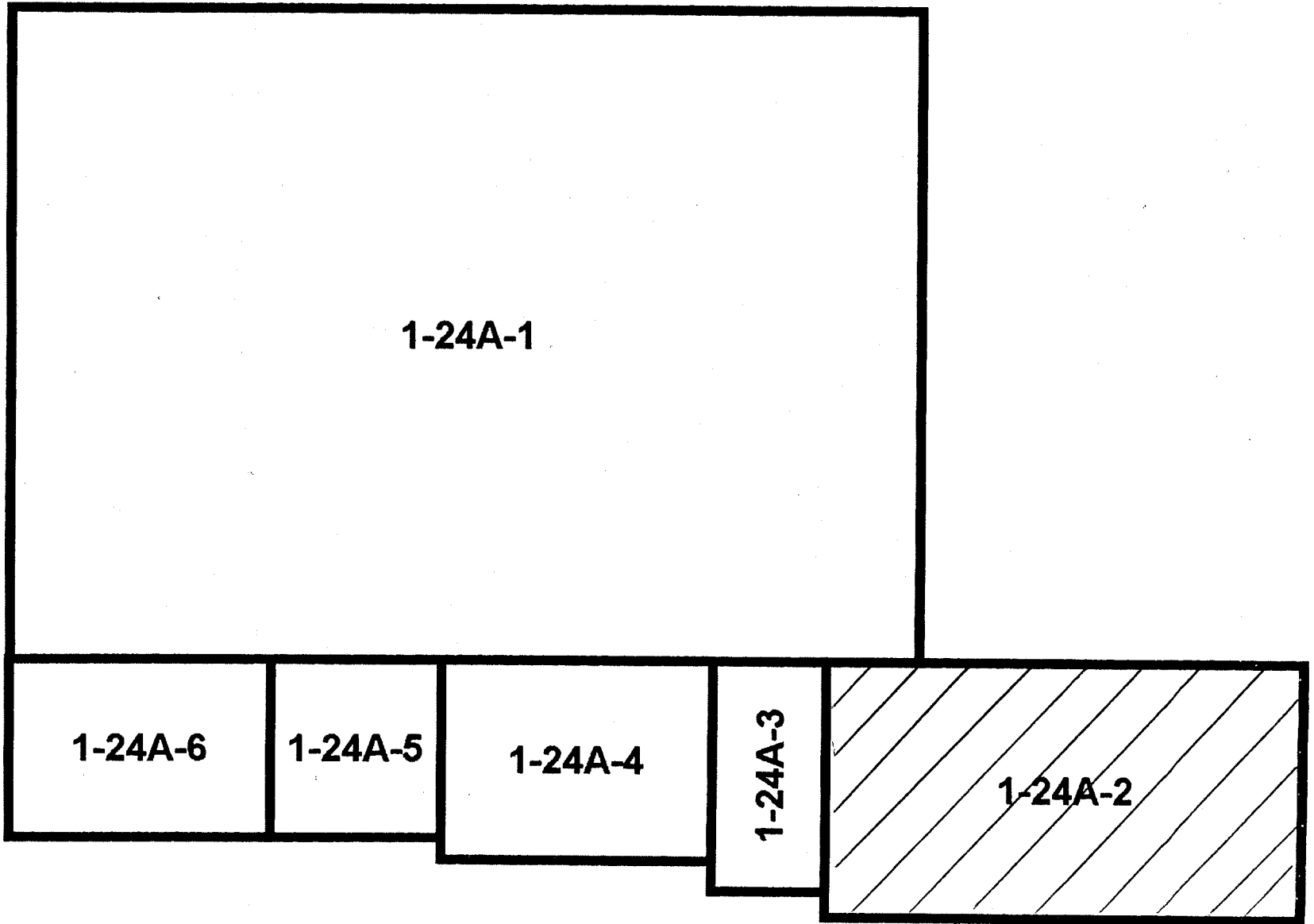
Carrier	Alpha Activity				Beta Activity			
	DPM	$\sigma$	flags	MDA	DPM	$\sigma$	flags	MDA
5	-0.822	1.48	<MDA	7.64	-4.21	1.39	<MDA	12.71
6	-0.822	1.48	<MDA	7.64	-5.56	1.39	<MDA	12.71
7	-0.822	1.48	<MDA	7.64	-2.87	1.93	<MDA	12.71
8	-0.822	1.48	<MDA	7.64	-4.21	1.39	<MDA	12.71
9	-0.822	1.48	<MDA	7.64	-4.21	1.39	<MDA	12.71
10	0.654	1.48	<MDA	7.64	-1.52	2.36	<MDA	12.71
11	2.129	2.09	<AL	7.64	-4.21	1.39	<MDA	12.71

SN: 01-135

DATE: 1-3-95

BY: V.T. ; C.V.

# UNIT 1-24A



## Blairsville Point Survey Form #003

Survey Serial #:	01-136
Survey Section:	1
Survey Unit:	1
Survey Sub-unit:	7

Alpha Survey Instruments				
Inst. S/N	Inst. Code	Eff. %	Corr. Fac.	Bkg. CPM
1510	6	23.6	4.24	1

Beta Survey Instruments				
Inst. S/N	Inst. Code	Eff. %	Corr. Fac.	Bkg. CPM
1593	11	37.5	2.67	244

Gamma or Beta/Gamma Instruments			
Inst. S/N	Inst. Code	Bkg.	Detection Type
4195	14	0.01	Beta / Gamma
234	23	5	Gamma

Classification:	4
Survey Type:	LOWER
Survey Date:	1/18/95
Count Date:	2/22/95

Alpha Counting Instruments				
Inst. S/N	Inst. Code	Eff. %	Corr. Fac.	Bkg. CPM
13295	2	33.88	2.95	0.28

Beta Counting Instruments				
Inst. S/N	Inst. Code	Eff. %	Corr. Fac.	Bkg. CPM
13295	3	37.13	2.69	2.06

Surveyor:	L. SMITH/ J. SHOEMAKER
Signature:	

Surface Description	Coordinates		Gamma at 1m	Gamma Inst.	Beta/Gamma Contact	Beta/Gamma Code	Contact Gross 1 min. Count	Alpha Inst.	Contact Gross 1 min. Count	Beta Inst.	Scan Contact Gross CPM		Removable DPM/100 cm2	Alpha Count	Removable DPM/100 cm2	Beta Count	Comments
	X	Y	uR/hr	Code	mR/hr	Code	Alpha	Code	Beta	Code	Max Beta	Avg Beta	Alpha	Code	Beta	Code	
CONCRETE FLOOR	1	-2	5.5	23	0.01	14	1	23	253	11	232	220	-0.82	2	-1.52	3	CARPETED
CONCRETE FLOOR	3	-3	5.5	23	0.01	14	0	23	280	11	298	200	-0.82	2	-1.52	3	CARPETED

**LB5100-W Low Background Counting System -- Smear Analysis**

Date: 2/22/95  
 Counting Unit id: 1  
 Data file name: C:\LBXL\UNIT1\B01-136.XLD  
 Batch Ended: 2/22/95 12:51  
 Crosstalk Correction: Not Applied

Alpha activity action level (DPM): 20.00  
 Beta activity action level (DPM): 200.00  
 Certainty level for MDA and flags: 95.00%  
 High Voltage Setting: 1410

Application Revision: 3  
 Application Version: Standard

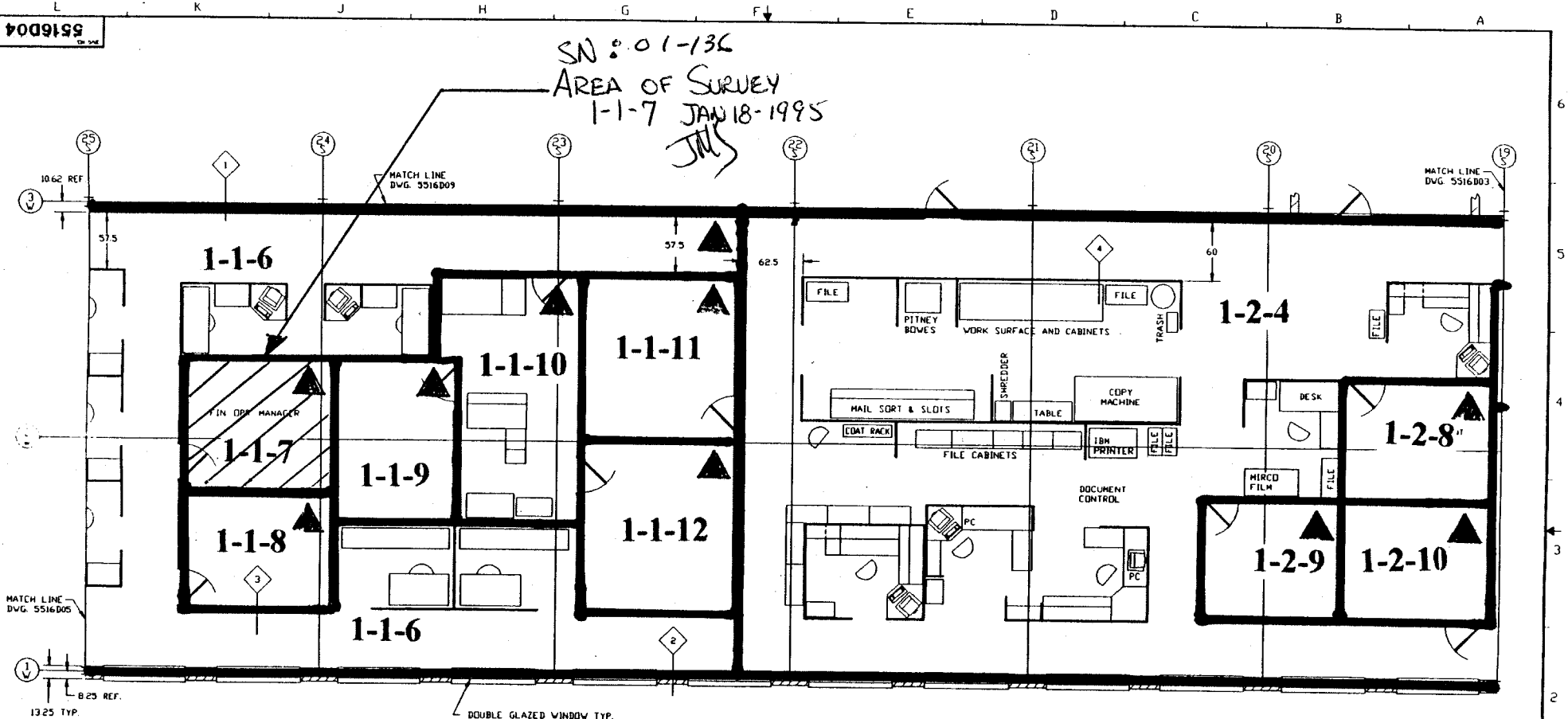
Batch ID: Blairsville 1-1-7

Carrier	Alpha Activity				Beta Activity			
	DPM	$\sigma$	flags	MDA	DPM	$\sigma$	flags	MDA
12	-0.822	1.48	<MDA	7.64	-1.52	2.36	<MDA	12.71
13	-0.822	1.48	<MDA	7.64	-1.52	2.36	<MDA	12.71

Alpha efficiency log file: th230ab Alpha Efficiency: 33.88% Alpha to Beta Crosstalk: 24.12% Alpha Background (CPM): 0.278571429 Alpha Correction Factor: 1.000			
Beta efficiency log file: tc99ab Beta Efficiency: 37.13% Beta into Alpha Crosstalk: 0.03% Beta Background (CPM): 2.064285714 Beta Correction Factor: 1.000			
Count time (min)	Alpha CPM	Beta CPM	Completion Date - Time
2.00	-0.279	-0.56	2/22/95 12:48
2.00	-0.279	-0.56	2/22/95 12:51

5516D04

SN: 01-136  
 AREA OF SURVEY  
 1-1-7 JAN 18-1995  
 JMS



LEGEND

- ① 8" BLOCK, 3/4" PLASTER, AND 5/8" DRYWALL
- ② 4" BRICK, 4" BLOCK, 1" PLASTER, 3-1/2" WOOD FRAME W/INSULATION
- ③ 3-1/2" WOOD FRAME AND 5/8" DRYWALL 115" HIGH
- ④ WESTINGHOUSE MODULAR WALL UNITS (ASD) 60" HIGH

NOTE: ▲ DESIGNATES NORTHERN MOST WEST CORNER (0, 0 Reference point)

TOLERANCES & FINISHING NOTES UNLESS OTHERWISE SPECIFIED FINISHES SHALL BE AS SHOWN DIMENSIONS TO FACE UNLESS NOTED OTHERWISE DIMENSIONS IN BRACKETS ARE APPROXIMATE ALL DIMENSIONS UNLESS NOTED OTHERWISE SHALL BE TO CENTER UNLESS NOTED OTHERWISE DIMENSIONS TO FACE UNLESS NOTED OTHERWISE DIMENSIONS TO CENTER UNLESS NOTED OTHERWISE DIMENSIONS TO FACE UNLESS NOTED OTHERWISE DIMENSIONS TO CENTER UNLESS NOTED OTHERWISE	WESTINGHOUSE PROPRIETARY DATA THIS DOCUMENT CONTAINS PROPRIETARY INFORMATION OF THE WESTINGHOUSE ELECTRIC CORPORATION NUCLEAR FUEL OPERATIONS DIVISIONS. IT IS UNLIMITED TO YOU IN CONFIDENCE AND TRUST AND IS NOT TO BE REPRODUCED OR DISCLOSED TO ANY OTHER PERSON OR ENTITY WITHOUT THE PRIOR WRITTEN PERMISSION OF THE WESTINGHOUSE NUCLEAR FUEL OPERATIONS DIVISIONS.	DES. P/N DES. DATE DES. BY DES. CHECKED APP.	DES. P/N DES. DATE DES. BY DES. CHECKED APP.	WESTINGHOUSE ELECTRIC CORPORATION SPECIALTY METALS PLANT BLAIRSVILLE, PA USA TITLE MAIN BUILDING EQUIPMENT LAYOUT OFFICE AREA SCALE 25 = 12 SHEET 1 OF 1 SHEETS DWG. NO. 5516D04	REV. 03
		DES. P/N DES. DATE DES. BY DES. CHECKED APP.	DES. P/N DES. DATE DES. BY DES. CHECKED APP.	WESTINGHOUSE ELECTRIC CORPORATION SPECIALTY METALS PLANT BLAIRSVILLE, PA USA TITLE MAIN BUILDING EQUIPMENT LAYOUT OFFICE AREA SCALE 25 = 12 SHEET 1 OF 1 SHEETS DWG. NO. 5516D04	REV. 03

# Blairsville Point Survey Form #003

Survey Serial #:	01-137
Survey Section:	1
Survey Unit:	1
Survey Sub-unit:	6

Alpha Survey Instruments				
Inst. S/N	Inst. Code	Eff. %	Corr. Fac.	Bkg. CPM
1510	6	23.6	4.24	1


Beta Survey Instruments				
Inst. S/N	Inst. Code	Eff. %	Corr. Fac.	Bkg. CPM
1593	11	37.5	2.67	244

Gamma or Beta/Gamma Instruments			
Inst. S/N	Inst. Code	Bkg.	Detection Type
4195	14	0.01	Beta / Gamma
234	23	5	Gamma

Classification:	4
Survey Type:	LOWER
Survey Date:	1/18/95
Count Date:	2/28/95

Alpha Counting Instruments				
Inst. S/N	Inst. Code	Eff. %	Corr. Fac.	Bkg. CPM
13295	2	33.88	2.95	0.28

Beta Counting Instruments				
Inst. S/N	Inst. Code	Eff. %	Corr. Fac.	Bkg. CPM
13295	3	37.13	2.69	2.06

Surveyor:	L. SMITH / J. SHOEMAKER
Signature:	

Surface Description	Coordinates		Gamma at 1m uR/hr	Gamma Inst. Code	Beta/Gamma Contact mR/hr	Beta/Gamma Code	Contact Gross 1 min. Count Alpha	Alpha Inst. Code	Contact Gross 1 min. Count Beta	Beta Inst. Code	Scan Contact Gross CPM		Removable DPM/100 cm2 Alpha	Alpha Count Code	Removable DPM/100 cm2 Beta	Beta Count Code	Comments
											Max Beta	Avg Beta					
	X	Y	uR/hr	Code	mR/hr	Code	Alpha	Code	Beta	Code	Max Beta	Avg Beta	Alpha	Code	Beta	Code	Comments
FLOOR	1	-2	5.5	23	0.01	14	0	6	254	11	285	200	-0.82	2	-2.87	3	CARPETED
FLOOR	1	-4	6	23	0.015	14	0	6	225	11	308	200	-0.82	2	-0.17	3	CARPETED
FLOOR	1	-6	5.5	23	0.01	14	1	6	245	11	336	220	-0.82	2	-2.87	3	CARPETED
FLOOR	1	-10	6	23	0.01	14	4	6	214	11	290	200	0.65	2	1.17	3	CARPETED
FLOOR	2	-11	5.5	23	0.01	14	4	6	262	11	308	210	-0.82	2	3.87	3	CARPETED
FLOOR	2	-15	6	23	0.015	14	2	6	257	11	289	210	-0.82	2	-0.17	3	CARPETED
FLOOR	1	-20	5	23	0.01	14	3	6	240	11	327	280	-0.82	2	-2.87	3	CARPETED
FLOOR	4	-15	5	23	0.01	14	1	6	256	11	342	220	-0.82	2	-4.21	3	CARPETED
FLOOR	6	-15	5.5	23	0.01	14	0	6	263	11	307	200	-0.82	2	1.17	3	CARPETED
FLOOR	8	-17	5.5	23	0.015	14	2	6	269	11	324	210	-0.82	2	1.17	3	CARPETED
FLOOR	11	-15	6	23	0.01	14	0	6	265	11	316	210	-0.82	2	-1.52	3	CARPETED
FLOOR	11	-12	7	23	0.02	14	2	6	251	11	343	215	0.65	2	-0.17	3	CARPETED
FLOOR	11	-10	6.5	23	0.02	14	1	6	271	11	283	200	-0.82	2	3.87	3	CARPETED
FLOOR	9	9	6	23	0.01	14	1	6	275	11	303	210	-0.82	2	-1.52	3	CARPETED
FLOOR	11	-5	6.5	23	0.01	14	3	6	269	11	313	215	-0.82	2	2.52	3	CARPETED
FLOOR	11	0	6.5	23	0.01	14	2	6	278	11	279	220	-0.82	2	-2.87	3	CARPETED
FLOOR	3	-19	5	23	0.01	14	0	6	240	11	299	225	-0.82	2	-4.21	3	CARPETED
FLOOR	6	-20	5.5	23	0.015	14	2	6	253	11	288	210	-0.82	2	-2.87	3	CARPETED
FLOOR	8	-22	6	23	0.01	14	3	6	267	11	318	220	-0.82	2	-2.87	3	CARPETED
FLOOR	9	-19	5	23	0.01	14	1	6	240	11	298	215	-0.82	2	2.52	3	CARPETED

**LB5100-W Low Background Counting System -- Smear Analysis**

Date: 2/28/95  
 Counting Unit id: 1  
 Data file name: C:\LBXL\UNIT1\B01-137.XLD  
 Batch Ended: 2/28/95 9:51  
 Crosstalk Correction: Not Applied

Alpha activity action level (DPM): 20.00  
 Beta activity action level (DPM): 200.00  
 Certainty level for MDA and flags: 95.00%  
 High Voltage Setting: 1410

Application Revision: 3  
 Application Version: Standard

Alpha efficiency log file: th230ab Alpha Efficiency: 33.88% Alpha to Beta Crosstalk: 24.12% Alpha Background (CPM): 0.278571429 Alpha Correction Factor: 1.000
Beta efficiency log file: tc99ab Beta Efficiency: 37.13% Beta into Alpha Crosstalk: 0.03% Beta Background (CPM): 2.064285714 Beta Correction Factor: 1.000

Batch ID: Blairsville 1-1-6

Carrier	Alpha Activity				Beta Activity				Count time (min)	Alpha CPM	Beta CPM	Completion Date - Time
	DPM	$\sigma$	flags	MDA	DPM	$\sigma$	flags	MDA				
41	-0.822	1.48	<MDA	7.64	-2.87	1.93	<MDA	12.71	2.00	-0.279	-1.06	2/28/95 9:09
42	-0.822	1.48	<MDA	7.64	-0.17	2.71	<MDA	12.71	2.00	-0.279	-0.06	2/28/95 9:12
43	-0.822	1.48	<MDA	7.64	-2.87	1.93	<MDA	12.71	2.00	-0.279	-1.06	2/28/95 9:14
44	0.654	1.48	<MDA	7.64	1.17	3.03	<MDA	12.71	2.00	0.221	0.44	2/28/95 9:16
45	-0.822	1.48	<MDA	7.64	3.87	3.58	<MDA	12.71	2.00	-0.279	1.44	2/28/95 9:18
46	-0.822	1.48	<MDA	7.64	-0.17	2.71	<MDA	12.71	2.00	-0.279	-0.06	2/28/95 9:20
47	-0.822	1.48	<MDA	7.64	-2.87	1.93	<MDA	12.71	2.00	-0.279	-1.06	2/28/95 9:23
48	-0.822	1.48	<MDA	7.64	1.17	3.03	<MDA	12.71	2.00	-0.279	0.44	2/28/95 9:25
49	-0.822	1.48	<MDA	7.64	1.17	3.03	<MDA	12.71	2.00	-0.279	0.44	2/28/95 9:27
50	-0.822	1.48	<MDA	7.64	-1.52	2.36	<MDA	12.71	2.00	-0.279	-0.56	2/28/95 9:29
51	0.654	1.48	<MDA	7.64	-0.17	2.71	<MDA	12.71	2.00	0.221	-0.06	2/28/95 9:31
52	-0.822	1.48	<MDA	7.64	3.87	3.58	<MDA	12.71	2.00	-0.279	1.44	2/28/95 9:34
53	-0.822	1.48	<MDA	7.64	-1.52	2.36	<MDA	12.71	2.00	-0.279	-0.56	2/28/95 9:36
54	-0.822	1.48	<MDA	7.64	2.52	3.32	<MDA	12.71	2.00	-0.279	0.94	2/28/95 9:38
55	-0.822	1.48	<MDA	7.64	-2.87	1.93	<MDA	12.71	2.00	-0.279	-1.06	2/28/95 9:40
56	-0.822	1.48	<MDA	7.64	-4.21	1.39	<MDA	12.71	2.00	-0.279	-1.56	2/28/95 9:42
57	-0.822	1.48	<MDA	7.64	-2.87	1.93	<MDA	12.71	2.00	-0.279	-1.06	2/28/95 9:45
58	-0.822	1.48	<MDA	7.64	-2.87	1.93	<MDA	12.71	2.00	-0.279	-1.06	2/28/95 9:47
59	-0.822	1.48	<MDA	7.64	2.52	3.32	<MDA	12.71	2.00	-0.279	0.94	2/28/95 9:49
60	-0.822	1.48	<MDA	7.64	-4.21	1.39	<MDA	12.71	2.00	-0.279	-1.56	2/28/95 9:51

5516D05

AREA OF SURVEY SNOI-137  
DATED JAN 18 1995 A

LOCATION 1-1-6 MAP 10FZ

JMS

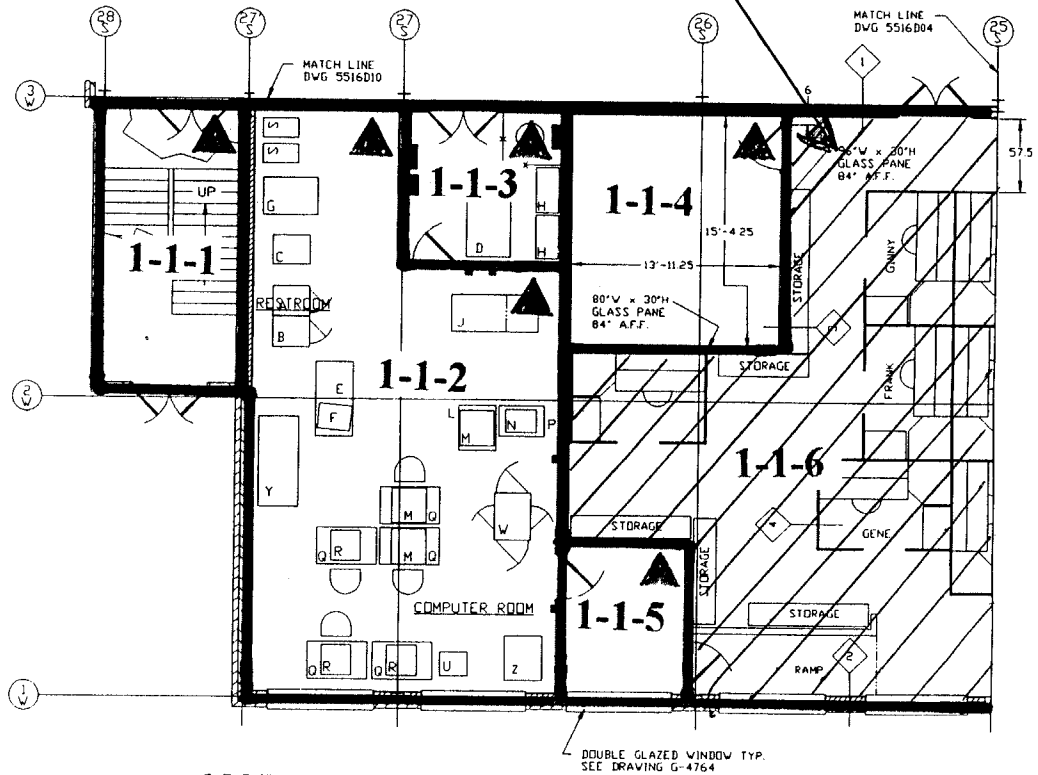
COMPUTER ROOM EQUIPMENT LEGEND

- A - 4997 RACK SERIES 1 COMPUTER
- B - 4997 RACK W/SERIES 1 COMPUTER
- C - C351 PRINTER FOR SERIES 1 COMPUTER
- D - CHECK PRINTER FOR SERIES 1 COMPUTER
- E - 30" x 60" TABLE
- F - 3031 CRT
- G - BURSTER
- H - METAL SHELVING UNIT x 84" HIGH
- J - S360 SYSTEM 36 COMPUTER
- K - BOOKCASE
- L - STANDUP WORK STATION
- M - 5251 OPERATOR'S CONSOLE FOR SYSTEM 36 COMPUTER
- N - PRINTER STAND
- P - 5256 PRINTER
- Q - 30" x 48" TABLE
- R - 5291 OPERATOR'S CONSOLE FOR SYSTEM 36 COMPUTER
- S - 5 DRAWER FILING CABINET
- T - TELEX
- U - FACSIMILE W/TELEPHONE & MODUM
- V - 34" x 72" TABLE
- W - 3262 PRINTER FOR SYSTEM 36 COMPUTER
- Y - AIR CONDITIONING UNIT
- Z - CP9 VOLTAGE REGULATR

SEE CAD00373 FOR FIRE PROTECTION EQUIPMENT LAYOUT

LEGEND

- ① 8" BLOCK, 3/4" PLASTER, AND 5/8" DRYWALL
- ② 4" BRICK, 4" BLOCK, 1" PLASTER, 3-1/2" WOOD FRAME W/INSULATION
- ③ 3-1/2" WOOD FRAME AND 5/8" DRYWALL 115" HIGH
- ④ WESTINGHOUSE MODULAR WALL UNITS (ASD) 60" HIGH



NOTE: ▲ DESIGNATES NORTHERN MOST WEST CORNER (0, 0 Reference point)

TOLERANCES & FINISHING NOTES  
UNLESS OTHERWISE SPECIFIED

WESTINGHOUSE PROPRIETARY DATA

THIS DOCUMENT CONTAINS PROPRIETARY INFORMATION OF THE WESTINGHOUSE ELECTRICAL CORPORATION AND IS NOT TO BE REPRODUCED OR TRANSMITTED IN ANY FORM OR BY ANY MEANS, ELECTRONIC OR MECHANICAL, INCLUDING PHOTOCOPYING, RECORDING, OR BY ANY INFORMATION STORAGE AND RETRIEVAL SYSTEM, WITHOUT THE PRIOR WRITTEN PERMISSION OF THE WESTINGHOUSE ELECTRICAL CORPORATION.

DESIGN	CLAYSON	11/8/74
DATE		
BY		
CHECKED		
APPROVED		

**Westinghouse Electric Corporation**  
SPECIALTY METALS PLANT BLAIRSVILLE, PA USA

PROJECT: MAIN BUILDING EQUIPMENT LAYOUT OFFICE AREA

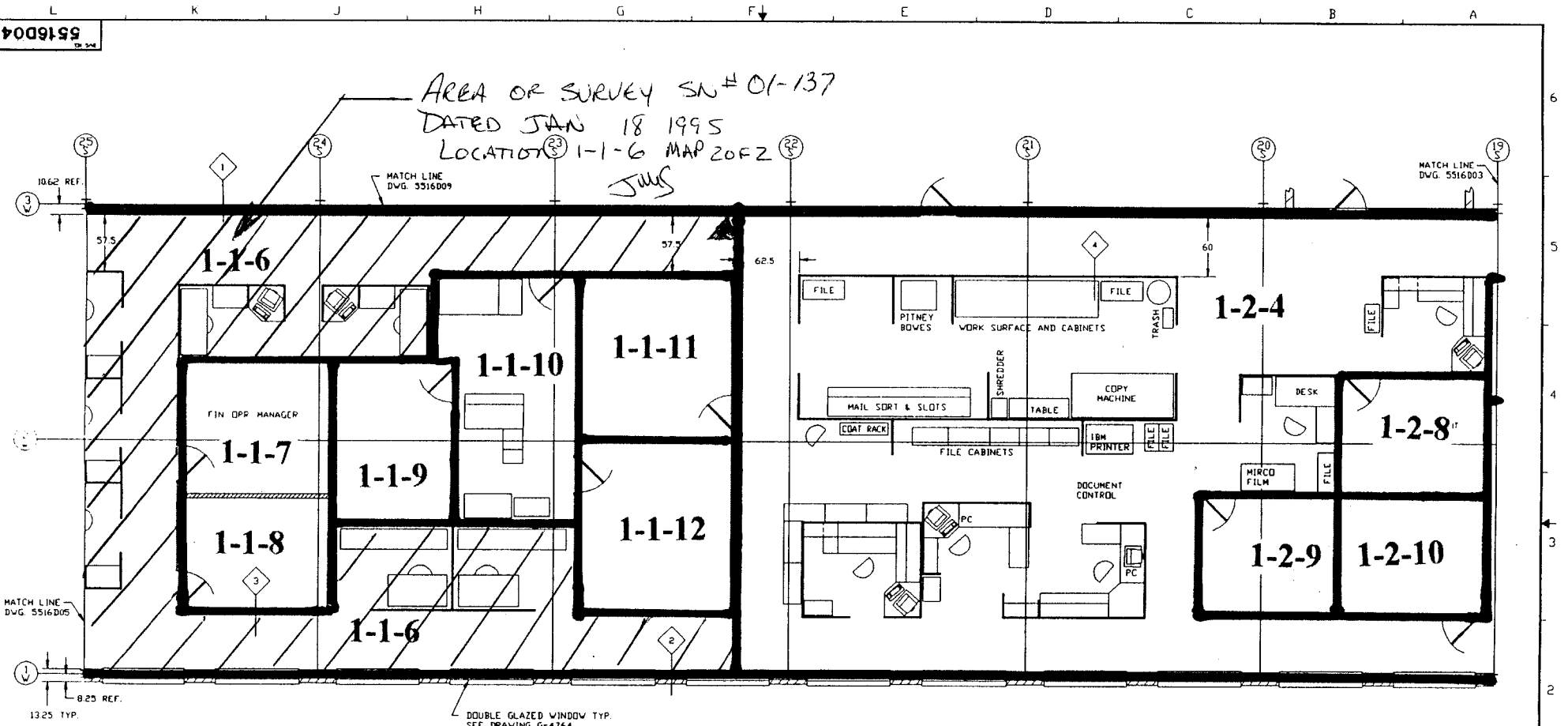
SCALE: 25' = 1"

SHEET: 1 OF 1 SHEETS DWG NO: 5516D05



5516D04

AREA OF SURVEY SN # 01-137  
 DATED JAN 18 1995  
 LOCATION 1-1-6 MAP 20FZ  
 JWS



LEGEND

- ◆ 8" BLOCK, 3/4" PLASTER, AND 5/8" DRYWALL
- ◆ 4" BRICK, 4" BLOCK, 1" PLASTER, 3-1/2" WOOD FRAME W/INSULATION
- ◆ 3-1/2" WOOD FRAME AND 5/8" DRYWALL 115" HIGH
- ◆ WESTINGHOUSE MODULAR WALL UNITS (ASD) 60" HIGH

<p>REVISIONS</p> <table border="1"> <tr><td>NO.</td><td>DATE</td><td>DESCRIPTION</td></tr> <tr><td> </td><td> </td><td> </td></tr> <tr><td> </td><td> </td><td> </td></tr> <tr><td> </td><td> </td><td> </td></tr> </table>	NO.	DATE	DESCRIPTION										<p>TOLERANCES &amp; FINISHING NOTES</p> <p>UNLESS OTHERWISE SPECIFIED</p> <p>FINISHES AND FINISHES TO BE USED AS SHOWN ON DRAWING. FINISHES AND FINISHING TO BE USED AS SHOWN ON DRAWING.</p> <p>FINISHES TO BE USED AS SHOWN ON DRAWING.</p> <p>FINISHES TO BE USED AS SHOWN ON DRAWING.</p>	<p>WESTINGHOUSE PROPRIETARY DATA</p> <p>THIS DOCUMENT CONTAINS PROPRIETARY INFORMATION OF THE WESTINGHOUSE ELECTRIC CORPORATION. THIS INFORMATION IS TO BE KEPT IN CONFIDENCE AND IS NOT TO BE DISCLOSED TO ANY OTHER PERSON OR ENTITY WITHOUT THE WRITTEN PERMISSION OF THE WESTINGHOUSE NUCLEAR FUEL OPERATIONS DIVISION.</p>	<table border="1"> <tr><td>DESIGN</td><td> </td></tr> <tr><td>CHK'D</td><td> </td></tr> <tr><td>APP'D</td><td> </td></tr> </table>	DESIGN		CHK'D		APP'D		<p>SCALE 25' = 12'</p> <p>SHEET 1 OF 1 SHEETS</p> <p>DWG NO. 5516D04</p>	<p>REV</p> <p>U.3</p>
	NO.	DATE	DESCRIPTION																				
DESIGN																							
CHK'D																							
APP'D																							
<p>WESTINGHOUSE ELECTRIC CORPORATION</p> <p>SPECIALTY METALS PLANT BLAIRSVILLE, PA USA</p>		<p>MAIN BUILDING EQUIPMENT LAYOUT OFFICE AREA</p>		<p>SCALE 25' = 12'</p> <p>SHEET 1 OF 1 SHEETS</p> <p>DWG NO. 5516D04</p>	<p>REV</p> <p>U.3</p>																		
<p>LEGEND</p> <p>◆ 8" BLOCK, 3/4" PLASTER, AND 5/8" DRYWALL</p> <p>◆ 4" BRICK, 4" BLOCK, 1" PLASTER, 3-1/2" WOOD FRAME W/INSULATION</p> <p>◆ 3-1/2" WOOD FRAME AND 5/8" DRYWALL 115" HIGH</p> <p>◆ WESTINGHOUSE MODULAR WALL UNITS (ASD) 60" HIGH</p>		<p>TOLERANCES &amp; FINISHING NOTES</p> <p>UNLESS OTHERWISE SPECIFIED</p> <p>FINISHES AND FINISHES TO BE USED AS SHOWN ON DRAWING. FINISHES AND FINISHING TO BE USED AS SHOWN ON DRAWING.</p> <p>FINISHES TO BE USED AS SHOWN ON DRAWING.</p> <p>FINISHES TO BE USED AS SHOWN ON DRAWING.</p>		<p>WESTINGHOUSE PROPRIETARY DATA</p> <p>THIS DOCUMENT CONTAINS PROPRIETARY INFORMATION OF THE WESTINGHOUSE ELECTRIC CORPORATION. THIS INFORMATION IS TO BE KEPT IN CONFIDENCE AND IS NOT TO BE DISCLOSED TO ANY OTHER PERSON OR ENTITY WITHOUT THE WRITTEN PERMISSION OF THE WESTINGHOUSE NUCLEAR FUEL OPERATIONS DIVISION.</p>																			
<p>DESIGN</p> <p>CHK'D</p> <p>APP'D</p>		<p>SCALE 25' = 12'</p> <p>SHEET 1 OF 1 SHEETS</p> <p>DWG NO. 5516D04</p>		<p>REV</p> <p>U.3</p>																			

# Blairsville Point Survey Form #003

Survey Serial #:	01-138
Survey Section:	1
Survey Unit:	9
Survey Sub-unit:	1

Alpha Survey Instruments				
Inst. S/N	Inst. Code	Eff. %	Corr. Fac.	Bkg. CPM
1588	8	20.3	4.93	1

Beta Survey Instruments				
Inst. S/N	Inst. Code	Eff. %	Corr. Fac.	Bkg. CPM
1601	13	32.1	3.12	320


Gamma or Beta/Gamma Instruments			
Inst. S/N	Inst. Code	Bkg.	Detection Type
1522	22	0.011	Beta / Gamma
234	23	4	Gamma

Classification:	4
Survey Type:	LOWER

Alpha Counting Instruments				
Inst. S/N	Inst. Code	Eff. %	Corr. Fac.	Bkg. CPM
13295	2	33.88	2.95	0.28

Beta Counting Instruments				
Inst. S/N	Inst. Code	Eff. %	Corr. Fac.	Bkg. CPM
13295	3	37.13	2.69	2.06

Survey Date:	1/18/95
Count Date:	2/28/95

Surveyor:	C. VERGARI/ A. TAYLOR/ J. SHOEMAKER
Signature:	

Surface Description	Coordinates		Gamma at 1m	Gamma Inst.	Beta/Gamma Contact	Beta/Gamma Code	Contact Gross 1 min. Count	Alpha Inst. Code	Contact Gross 1 min. Count	Beta Inst. Code	Scan Contact Gross CPM		Removable DPM/100 cm2	Alpha Count Code	Removable DPM/100 cm2	Beta Count Code	Comments
	X	Y	uR/hr	Code	mR/hr	Code	Alpha	Beta	Code	Code	Max Beta	Avg Beta	Alpha	Beta	Code		
CONCRETE FLOOR	10	0	4	23	0.011	22	1	8	316	13	430	330	-0.82	2	-1.52	3	PAINTED
CONCRETE FLOOR	11	0	4	23	0.009	22	1	8	348	13	418	280	-0.82	2	-1.52	3	PAINTED
CONCRETE FLOOR	14	0	4	23	0.007	22	0	8	333	13	462	300	-0.82	2	-1.52	3	PAINTED
CONCRETE FLOOR	16	0	5	23	0.009	22	0	8	350	13	462	350	-0.82	2	-1.52	3	PAINTED
CONCRETE FLOOR	9	-4	4	23	0.01	22	3	8	374	13	465	300	-0.82	2	2.52	3	PAINTED
CONCRETE FLOOR	9	-8	4	23	0.01	22	4	8	334	13	429	320	-0.82	2	-4.21	3	PAINTED
CONCRETE FLOOR	3	-10	5	23	0.011	22	3	8	360	13	495	327	-0.82	2	2.52	3	PAINTED
CONCRETE FLOOR	4	-10	5	23	0.01	22	4	8	366	13	480	330	-0.82	2	-0.17	3	PAINTED
CONCRETE FLOOR	8	-10	5	23	0.018	22	2	8	330	13	445	330	-0.82	2	-1.52	3	PAINTED
CONCRETE FLOOR	9	-11	5	23	0.013	22	0	8	386	13	434	320	-0.82	2	-0.17	3	PAINTED
CONCRETE FLOOR	10	-10	5	23	0.009	22	0	8	376	13	403	300	-0.82	2	-4.21	3	PAINTED
CONCRETE FLOOR	12	-12	5	23	0.009	22	0	8	353	13	447	300	-0.82	2	-1.52	3	PAINTED
CONCRETE FLOOR	12	-8	5	23	0.011	22	1	8	360	13	456	320	-0.82	2	-1.52	3	PAINTED
CONCRETE FLOOR	12	-6	4	23	0.018	22	1	8	347	13	429	290	-0.82	2	-0.17	3	PAINTED
CONCRETE FLOOR	16	-12	5	23	0.011	22	3	8	323	13	423	300	-0.82	2	-1.52	3	PAINTED
CONCRETE FLOOR	16	-6	4	23	0.009	22	1	8	367	13	484	340	0.65	2	-1.52	3	PAINTED
CONCRETE FLOOR	16	-2	5	23	0.015	22	1	8	370	13	425	340	-0.82	2	-5.56	3	PAINTED
CONCRETE FLOOR	14	-2	4	23	0.016	22	3	8	366	13	391	280	-0.82	2	-0.17	3	PAINTED
CONCRETE FLOOR	14	-4	4	23	0.011	22	1	8	326	13	438	310	-0.82	2	-0.17	3	PAINTED
CONCRETE FLOOR	11	-2	5	23	0.021	22	3	8	366	13	477	281	-0.82	2	-1.52	3	PAINTED
CONCRETE FLOOR	18	-8	5	23	0.011	22	1	8	387	13	343	280	0.65	2	-1.52	3	PAINTED
CONCRETE FLOOR	19	-8	4	23	0.009	22	1	8	396	13	484	366	0.65	2	-1.52	3	PAINTED
CONCRETE FLOOR	21	-8	4	23	0.009	22	2	8	346	13	413	321	0.65	2	2.52	3	PAINTED

## Blairsville Point Survey Form #003

Survey Serial #:	01-138
Survey Section:	1
Survey Unit:	9
Survey Sub-unit:	1

Alpha Survey Instruments				
Inst. S/N	Inst. Code	Eff. %	Corr. Fac.	Bkg. CPM
1588	8	20.3	4.93	1


Beta Survey Instruments				
Inst. S/N	Inst. Code	Eff. %	Corr. Fac.	Bkg. CPM
1601	13	32.1	3.12	320

Gamma or Beta/Gamma Instruments			
Inst. S/N	Inst. Code	Bkg.	Detection Type
1522	22	0.011	Beta / Gamma
234	23	4	Gamma

Classification:	4
Survey Type:	LOWER
Survey Date:	1/18/95
Count Date:	2/28/95

Alpha Counting Instruments				
Inst. S/N	Inst. Code	Eff. %	Corr. Fac.	Bkg. CPM
13295	2	33.88	2.95	0.28

Beta Counting Instruments				
Inst. S/N	Inst. Code	Eff. %	Corr. Fac.	Bkg. CPM
13295	3	37.13	2.69	2.06

Surveyor:	C. VERGARI/ A. TAYLOR/ J. SHOEMAKER
Signature:	

Surface Description	Coordinates		Gamma	Gamma	Beta/Gamma	Beta/	Contact Gross	Alpha	Contact Gross	Beta	Scan Contact		Removable	Alpha	Removable	Beta	Comments
			at 1m	Inst.	Contact	Gamma	1 min. Count	Inst.	1 min. Count	Inst.	Gross CPM		DPM/100 cm2	Count	DPM/100 cm2	Count	
	uR/hr	Code	mR/hr	Code	Alpha	Code	Beta	Code	Max Beta	Avg Beta	Alpha	Code	Beta	Code			
CONCRETE FLOOR	21	-4	4	23	0.013	22	0	8	366	13	406	319	-0.82	2	-1.52	3	PAINTED
CONCRETE FLOOR	22	-2	4	23	0.008	22	5	8	361	13	429	328	-0.82	2	-5.56	3	PAINTED
CONCRETE FLOOR	22	-11	5	23	0.011	22	5	8	374	13	474	325	-0.82	2	1.17	3	PAINTED
CONCRETE FLOOR	22	-10	5	23	0.014	22	3	8	365	13	505	370	-0.82	2	3.87	3	PAINTED
CONCRETE FLOOR	23	-6	5	23	0.009	22	0	8	360	13	444	360	-0.82	2	-1.52	3	PAINTED
CONCRETE FLOOR	24	-4	5	23	0.01	22	2	8	339	13	454	340	0.65	2	-1.52	3	PAINTED
CONCRETE FLOOR	26	-7	5	23	0.008	22	2	8	383	13	393	310	-0.82	2	-1.52	3	PAINTED
CONCRETE FLOOR	28	-6	4	23	0.008	22	3	8	386	13	411	330	-0.82	2	-5.56	3	PAINTED
CONCRETE FLOOR	30	-8	5	23	0.01	22	1	8	378	13	443	360	-0.82	2	-2.87	3	PAINTED
CONCRETE FLOOR	34	-10	5	23	0.015	22	2	8	380	13	514	340	-0.82	2	-1.52	3	PAINTED
CONCRETE FLOOR	34	-7	5	23	0.01	22	1	8	356	13	474	350	-0.82	2	-5.56	3	PAINTED
CONCRETE FLOOR	34	-2	5	23	0.014	22	1	8	357	13	468	320	0.65	2	-2.87	3	PAINTED
CONCRETE FLOOR	35	0	5	23	0.015	22	0	8	354	13	442	340	-0.82	2	-5.56	3	PAINTED
CONCRETE FLOOR	32	0	5	23	0.01	22	0	8	323	13	463	340	-0.82	2	-0.17	3	PAINTED
CONCRETE FLOOR	30	0	5	23	0.013	22	0	8	350	13	481	300	-0.82	2	-0.17	3	PAINTED
CONCRETE FLOOR	28	0	5	23	0.009	22	1	8	362	13	461	360	-0.82	2	-2.87	3	PAINTED
CONCRETE FLOOR	28	-2	5	23	0.012	22	2	8	362	13	402	330	-0.82	2	-2.87	3	PAINTED

**LB5100-W Low Background Counting System – Smear Analysis**

Date: 2/28/95  
 Counting Unit id: 1  
 Data file name: C:\LBXL\UNIT1\B01-138.XLD  
 Batch Ended: 2/28/95 11:19  
 Crosstalk Correction: Not Applied

Alpha activity action level (DPM): 20.00  
 Beta activity action level (DPM): 200.00  
 Certainty level for MDA and flags: 95.00%  
 High Voltage Setting: 1410

Application Revision: 3  
 Application Version: Standard

Alpha efficiency log file: th230ab  
 Alpha Efficiency: 33.88%  
 Alpha to Beta Crosstalk: 24.12%  
 Alpha Background (CPM): 0.278571429  
 Alpha Correction Factor: 1.000

Beta efficiency log file: tc99ab  
 Beta Efficiency: 37.13%  
 Beta into Alpha Crosstalk: 0.03%  
 Beta Background (CPM): 2.064285714  
 Beta Correction Factor: 1.000

Batch ID: Blairsville 1-9-1

Carrier	Alpha Activity				Beta Activity				Count time (min)	Alpha CPM	Beta CPM	Completion Date - Time
	DPM	$\sigma$	flags	MDA	DPM	$\sigma$	flags	MDA				
61	-0.822	1.48	<MDA	7.64	-1.52	2.36	<MDA	12.71	2.00	-0.279	-0.56	2/28/95 9:54
62	-0.822	1.48	<MDA	7.64	-1.52	2.36	<MDA	12.71	2.00	-0.279	-0.56	2/28/95 9:56
63	-0.822	1.48	<MDA	7.64	-1.52	2.36	<MDA	12.71	2.00	-0.279	-0.56	2/28/95 9:58
64	-0.822	1.48	<MDA	7.64	-1.52	2.36	<MDA	12.71	2.00	-0.279	-0.56	2/28/95 10:00
65	-0.822	1.48	<MDA	7.64	2.52	3.32	<MDA	12.71	2.00	-0.279	0.94	2/28/95 10:02
66	-0.822	1.48	<MDA	7.64	-4.21	1.39	<MDA	12.71	2.00	-0.279	-1.56	2/28/95 10:04
67	-0.822	1.48	<MDA	7.64	2.52	3.32	<MDA	12.71	2.00	-0.279	0.94	2/28/95 10:07
68	-0.822	1.48	<MDA	7.64	-0.17	2.71	<MDA	12.71	2.00	-0.279	-0.06	2/28/95 10:09
69	-0.822	1.48	<MDA	7.64	-1.52	2.36	<MDA	12.71	2.00	-0.279	-0.56	2/28/95 10:11
70	-0.822	1.48	<MDA	7.64	-0.17	2.71	<MDA	12.71	2.00	-0.279	-0.06	2/28/95 10:13
71	-0.822	1.48	<MDA	7.64	-4.21	1.39	<MDA	12.71	2.00	-0.279	-1.56	2/28/95 10:16
72	-0.822	1.48	<MDA	7.64	-1.52	2.36	<MDA	12.71	2.00	-0.279	-0.56	2/28/95 10:18
73	-0.822	1.48	<MDA	7.64	-1.52	2.36	<MDA	12.71	2.00	-0.279	-0.56	2/28/95 10:20
74	-0.822	1.48	<MDA	7.64	-0.17	2.71	<MDA	12.71	2.00	-0.279	-0.06	2/28/95 10:22
75	-0.822	1.48	<MDA	7.64	-1.52	2.36	<MDA	12.71	2.00	-0.279	-0.56	2/28/95 10:24
76	0.654	1.48	<MDA	7.64	-1.52	2.36	<MDA	12.71	2.00	0.221	-0.56	2/28/95 10:26
77	-0.822	1.48	<MDA	7.64	-5.56	1.39	<MDA	12.71	2.00	-0.279	-2.06	2/28/95 10:29
78	-0.822	1.48	<MDA	7.64	-0.17	2.71	<MDA	12.71	2.00	-0.279	-0.06	2/28/95 10:31
79	-0.822	1.48	<MDA	7.64	-0.17	2.71	<MDA	12.71	2.00	-0.279	-0.06	2/28/95 10:33
80	-0.822	1.48	<MDA	7.64	-1.52	2.36	<MDA	12.71	2.00	-0.279	-0.56	2/28/95 10:35
81	0.654	1.48	<MDA	7.64	-1.52	2.36	<MDA	12.71	2.00	0.221	-0.56	2/28/95 10:38
82	0.654	1.48	<MDA	7.64	-1.52	2.36	<MDA	12.71	2.00	0.221	-0.56	2/28/95 10:40
83	0.654	1.48	<MDA	7.64	2.52	3.32	<MDA	12.71	2.00	0.221	0.94	2/28/95 10:42
84	-0.822	1.48	<MDA	7.64	-1.52	2.36	<MDA	12.71	2.00	-0.279	-0.56	2/28/95 10:44

**LB5100-W Low Background Counting System -- Smear Analysis**

Date: 2/28/95  
 Counting Unit id: 1  
 Data file name: C:\LBXL\UNIT1\B01-138.XLD  
 Batch Ended: 2/28/95 11:19  
 Crosstalk Correction: Not Applied

Alpha activity action level (DPM): 20.00  
 Beta activity action level (DPM): 200.00  
 Certainty level for MDA and flags: 95.00%  
 High Voltage Setting: 1410

Application Revision: 3  
 Application Version: Standard

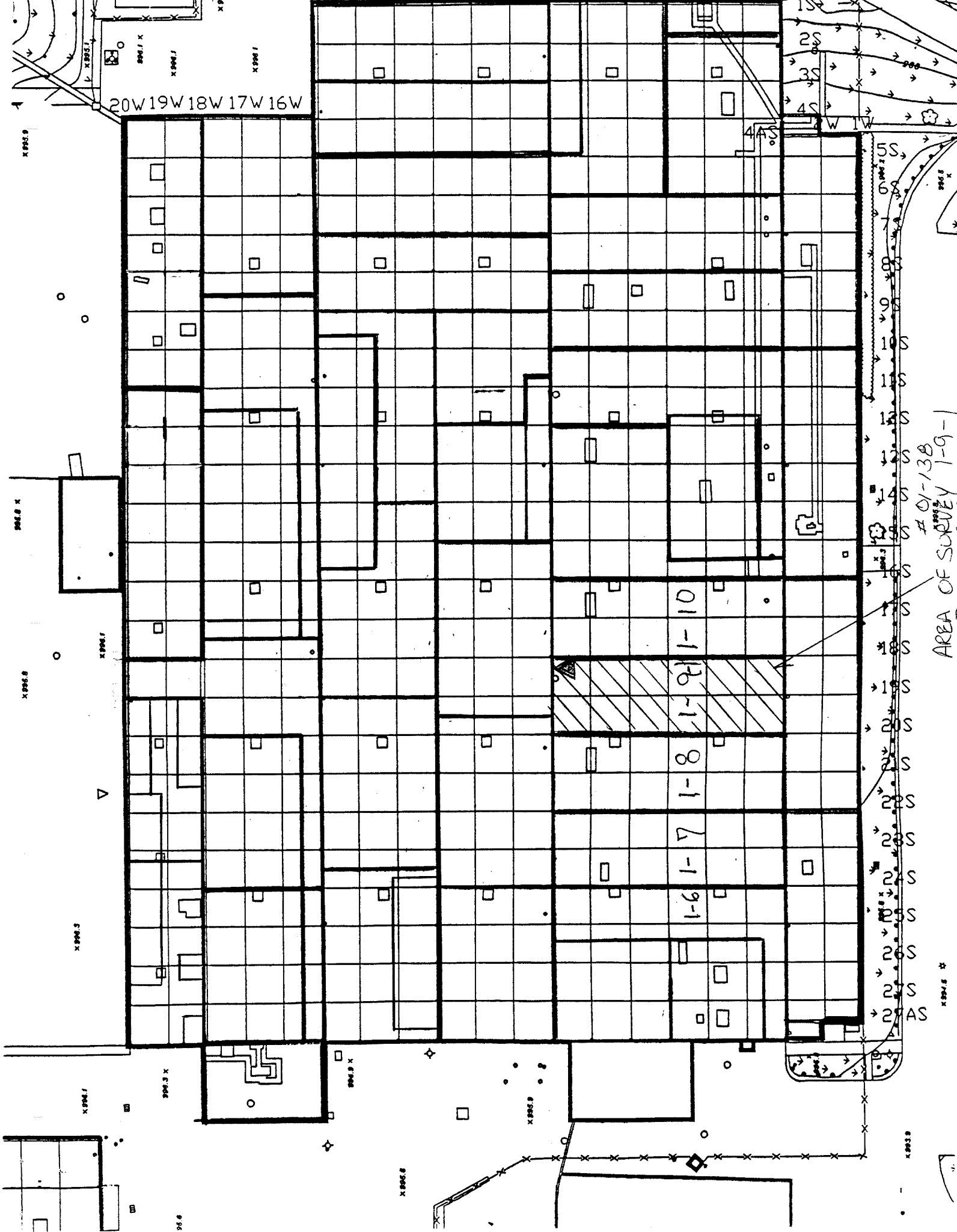
Alpha efficiency log file: th230ab Alpha Efficiency: 33.88% Alpha to Beta Crosstalk: 24.12% Alpha Background (CPM): 0.278571429 Alpha Correction Factor: 1.000
Beta efficiency log file: tc99ab Beta Efficiency: 37.13% Beta into Alpha Crosstalk: 0.03% Beta Background (CPM): 2.064285714 Beta Correction Factor: 1.000

Batch ID: Blairsville 1-9-1

Carrier	Alpha Activity				Beta Activity				Count time (min)	Alpha CPM	Beta CPM	Completion Date - Time
	DPM	$\sigma$	flags	MDA	DPM	$\sigma$	flags	MDA				
85	-0.822	1.48	<MDA	7.64	-5.56	1.39	<MDA	12.71	2.00	-0.279	-2.06	2/28/95 10:46
86	-0.822	1.48	<MDA	7.64	1.17	3.03	<MDA	12.71	2.00	-0.279	0.44	2/28/95 10:49
87	-0.822	1.48	<MDA	7.64	3.87	3.58	<MDA	12.71	2.00	-0.279	1.44	2/28/95 10:51
88	-0.822	1.48	<MDA	7.64	-1.52	2.36	<MDA	12.71	2.00	-0.279	-0.56	2/28/95 10:53
89	0.654	1.48	<MDA	7.64	-1.52	2.36	<MDA	12.71	2.00	0.221	-0.56	2/28/95 10:55
90	-0.822	1.48	<MDA	7.64	-1.52	2.36	<MDA	12.71	2.00	-0.279	-0.56	2/28/95 10:57
91	-0.822	1.48	<MDA	7.64	-5.56	1.39	<MDA	12.71	2.00	-0.279	-2.06	2/28/95 10:59
92	-0.822	1.48	<MDA	7.64	-2.87	1.93	<MDA	12.71	2.00	-0.279	-1.06	2/28/95 11:02
93	-0.822	1.48	<MDA	7.64	-1.52	2.36	<MDA	12.71	2.00	-0.279	-0.56	2/28/95 11:04
94	-0.822	1.48	<MDA	7.64	-5.56	1.39	<MDA	12.71	2.00	-0.279	-2.06	2/28/95 11:06
95	0.654	1.48	<MDA	7.64	-2.87	1.93	<MDA	12.71	2.00	0.221	-1.06	2/28/95 11:08
96	-0.822	1.48	<MDA	7.64	-5.56	1.39	<MDA	12.71	2.00	-0.279	-2.06	2/28/95 11:11
97	-0.822	1.48	<MDA	7.64	-0.17	2.71	<MDA	12.71	2.00	-0.279	-0.06	2/28/95 11:13
98	-0.822	1.48	<MDA	7.64	-0.17	2.71	<MDA	12.71	2.00	-0.279	-0.06	2/28/95 11:15
99	-0.822	1.48	<MDA	7.64	-2.87	1.93	<MDA	12.71	2.00	-0.279	-1.06	2/28/95 11:17
100	-0.822	1.48	<MDA	7.64	-2.87	1.93	<MDA	12.71	2.00	-0.279	-1.06	2/28/95 11:19

20W 19W 18W 17W 16W

15W 14W 13W 12W 11W 10W 9W 8W 7W 6W 5W 4W 3W



1-6-1-7-1-8-1-9-1-10

AREA OF SURVEY 1-9-1

13S  
2S  
3S  
4S  
5S  
6S  
7S  
8S  
9S  
10S  
11S  
12S  
13S  
14S  
15S  
16S  
17S  
18S  
19S  
20S  
21S  
22S  
23S  
24S  
25S  
26S  
27S  
28S  
29S  
30S

X 2006.5

X 2006.0

X 2006.6

X 2006.2

X 2006.3

X 2006.7

X 2006.3

X 2006.7

X 2006.8

X 2006.8

X 2006.9

X 2006.7

X 2006.7

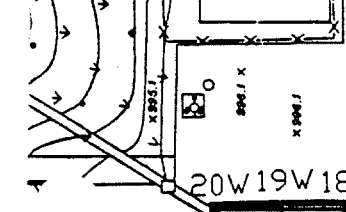
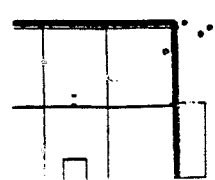
X 2006.7

X 2006.7

X 2006.7

X 2006.7

X 2006.7



# Blairsville Point Survey Form #003

Survey Serial #:	01-139
Survey Section:	1
Survey Unit:	8
Survey Sub-unit:	1

Alpha Survey Instruments				
Inst. S/N	Inst. Code	Eff. %	Corr. Fac.	Bkg. CPM
1588	8	20.3	4.93	0

Beta Survey Instruments				
Inst. S/N	Inst. Code	Eff. %	Corr. Fac.	Bkg. CPM
1601	13	32.1	3.12	353

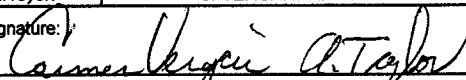
Gamma or Beta/Gamma Instruments			
Inst. S/N	Inst. Code	Bkg.	Detection Type
234	23	4	Gamma
1522	22	0.009	Beta / Gamma

Classification:	4
Survey Type:	LOWER

Alpha Counting Instruments				
Inst. S/N	Inst. Code	Eff. %	Corr. Fac.	Bkg. CPM
13295	2	33.88	2.95	0.28

Beta Counting Instruments				
Inst. S/N	Inst. Code	Eff. %	Corr. Fac.	Bkg. CPM
13295	3	37.13	2.69	2.06

Survey Date:	1/19/95
Count Date:	2/28/95

Surveyor:	C. VERGARI/A. TAYLOR
Signature:	

Surface Description	Coordinates		Gamma at 1m	Gamma Inst. Code	Beta/Gamma Contact	Beta/Gamma Code	Contact Gross 1 min. Count	Alpha Inst. Code	Contact Gross 1 min. Count	Beta Inst. Code	Scan Contact		Removable DPM/100 cm2	Alpha Count	Removable DPM/100 cm2	Beta Count	Comments
											Gross CPM						
	X	Y	uR/hr	mR/hr	Code	Code	Alpha	Beta	Code	Code	Max Beta	Avg Beta	Alpha	Beta	Code		
CONCRETE FLOOR	2	0	4	23	0.015	22	1	8	337	13	499	360	-0.82	2	2.52	3	PAINTED
CONCRETE FLOOR	1	-2	4	23	0.016	22	2	8	336	13	422	340	-0.82	2	-1.52	3	PAINTED
CONCRETE FLOOR	1	-5	4	23	0.01	22	3	8	323	13	429	300	-0.82	2	-2.87	3	PAINTED
CONCRETE FLOOR	1	-7	4	23	0.008	22	0	8	345	13	419	300	-0.82	2	-1.52	3	PAINTED
CONCRETE FLOOR	1	-10	4	23	0.014	22	2	8	345	13	412	280	-0.82	2	-1.52	3	PAINTED
CONCRETE FLOOR	1	-12	5	23	0.01	22	2	8	346	13	474	270	-0.82	2	-2.87	3	PAINTED
CONCRETE FLOOR	5	-12	4	23	0.012	22	1	8	383	13	453	290	-0.82	2	-1.52	3	PAINTED
CONCRETE FLOOR	7	-12	4	23	0.009	22	2	8	317	13	498	320	-0.82	2	-2.87	3	PAINTED
CONCRETE FLOOR	7	-10	4	23	0.015	22	2	8	331	13	454	300	-0.82	2	-4.21	3	PAINTED
CONCRETE FLOOR	11	-9	5	23	0.011	22	0	8	340	13	446	300	-0.82	2	-4.21	3	PAINTED
CONCRETE FLOOR	12	0	4	23	0.017	22	2	8	352	13	450	300	-0.82	2	-4.21	3	PAINTED
CONCRETE FLOOR	12	-3	4	23	0.01	22	1	8	341	13	492	300	-0.82	2	-5.56	3	PAINTED
CONCRETE FLOOR	12	-6	4	23	0.009	22	1	8	355	13	385	300	-0.82	2	-5.56	3	PAINTED
CONCRETE FLOOR	12	-12	5	23	0.01	22	4	8	381	13	508	360	-0.82	2	-2.87	3	PAINTED
CONCRETE FLOOR	14	-3	4	23	0.01	22	0	8	542	13	440	320	-0.82	2	-1.52	3	PAINTED
CONCRETE FLOOR	14	-6	4	23	0.01	22	2	8	371	13	461	320	-0.82	2	-2.87	3	PAINTED
CONCRETE FLOOR	14	-12	4	23	0.013	22	3	8	356	13	446	340	-0.82	2	-1.52	3	PAINTED
CONCRETE FLOOR	16	-9	4	23	0.013	22	1	8	313	13	369	280	-0.82	2	-5.56	3	PAINTED
CONCRETE FLOOR	16	-4	4	23	0.012	22	5	8	379	13	443	280	0.65	2	-4.21	3	PAINTED
CONCRETE FLOOR	21	-2	4	23	0.012	22	4	8	367	13	483	300	-0.82	2	1.17	3	PAINTED
CONCRETE FLOOR	19	-7	4	23	0.007	22	0	8	364	13	449	310	0.65	2	-1.52	3	PAINTED
CONCRETE FLOOR	19	-10	4	23	0.013	22	2	8	355	13	456	330	-0.82	2	-1.52	3	PAINTED
CONCRETE FLOOR	20	-12	4	23	0.01	22	2	8	340	13	477	330	-0.82	2	-2.87	3	PAINTED

# Blairsville Point Survey Form #003

Survey Serial #:	01-139
Survey Section:	1
Survey Unit:	8
Survey Sub-unit:	1

Alpha Survey Instruments				
Inst. S/N	Inst. Code	Eff. %	Corr. Fac.	Bkg. CPM
1588	8	20.3	4.93	0


Beta Survey Instruments				
Inst. S/N	Inst. Code	Eff. %	Corr. Fac.	Bkg. CPM
1601	13	32.1	3.12	353

Gamma or Beta/Gamma Instruments			
Inst. S/N	Inst. Code	Bkg.	Detection Type
234	23	4	Gamma
1522	22	0.009	Beta / Gamma

Classification:	4
Survey Type:	LOWER

Alpha Counting Instruments				
Inst. S/N	Inst. Code	Eff. %	Corr. Fac.	Bkg. CPM
13295	2	33.88	2.95	0.28

Beta Counting Instruments				
Inst. S/N	Inst. Code	Eff. %	Corr. Fac.	Bkg. CPM
13295	3	37.13	2.69	2.06

Surveyor:	C. VERGARI/ A. TAYLOR
Signature:	

Surface Description	Coordinates		Gamma at 1m uR/hr	Gamma Inst. Code	Beta/Gamma Contact mR/hr	Beta/Gamma Code	Contact Gross 1 min. Count Alpha	Alpha Inst. Code	Contact Gross 1 min. Count Beta	Beta Inst. Code	Scan Contact Gross CPM		Removable DPM/100 cm2 Alpha	Alpha Count Code	Removable DPM/100 cm2 Beta	Beta Count Code	Comments
	X	Y									Max Beta	Avg Beta					
	CONCRETE FLOOR	20									-9	4					
CONCRETE FLOOR	20	-7	4	23	0.012	22	1	8	373	13	445	340	-0.82	2	-1.52	3	PAINTED
CONCRETE FLOOR	21	-3	5	23	0.012	22	1	8	388	13	446	340	-0.82	2	-0.17	3	PAINTED
CONCRETE FLOOR	21	-10	4	23	0.012	22	1	8	343	13	491	350	0.65	2	-0.17	3	PAINTED
CONCRETE FLOOR	21	-12	4	23	0.019	22	2	8	365	13	398	300	-0.82	2	-1.52	3	PAINTED
CONCRETE FLOOR	23	-12	4	23	0.013	22	1	8	430	13	589	350	-0.82	2	-4.21	3	PAINTED
CONCRETE FLOOR	23	-8	4	23	0.015	22	0	8	353	13	451	310	-0.82	2	-0.17	3	PAINTED
CONCRETE FLOOR	23	-2	4	23	0.012	22	4	8	384	13	446	340	-0.82	2	-4.21	3	PAINTED
CONCRETE FLOOR	25	-8	5	23	0.021	22	0	8	411	13	617	400	-0.82	2	-0.17	3	PAINTED
CONCRETE FLOOR	25	-12	4	23	0.013	22	0	8	2120	13	2320	500	-0.82	2	-2.87	3	PAINTED
CONCRETE FLOOR	26	-12	4	23	0.009	22	0	8	393	13	623	480	-0.82	2	-4.21	3	PAINTED
CONCRETE FLOOR	28	0	4	23	0.012	22	0	8	360	13	383	310	-0.82	2	-1.52	3	PAINTED
CONCRETE FLOOR	33	0	5	23	0.012	22	3	8	391	13	389	270	-0.82	2	-1.52	3	PAINTED
CONCRETE FLOOR	32	-6	5	23	0.012	22	4	8	384	13	436	290	-0.82	2	-4.21	3	PAINTED
CONCRETE FLOOR	34	-11	5	23	0.01	22	2	8	371	13	445	340	-0.82	2	-5.56	3	PAINTED
CONCRETE FLOOR	34	-6	5	23	0.01	22	3	8	359	13	393	320	-0.82	2	-4.21	3	PAINTED
CONCRETE FLOOR	35	0	5	23	0.013	22	1	8	371	13	455	330	2.13	2	-1.52	3	PAINTED



**LB5100-W Low Background Counting System -- Smear Analysis**

Date: 2/28/95  
 Counting Unit id: 1  
 Data file name: C:\LBXL\UNIT1\B01-139.XLD  
 Batch Ended: 2/28/95 12:47  
 Crosstalk Correction: Not Applied

Alpha activity action level (DPM): 20.00  
 Beta activity action level (DPM): 200.00  
 Certainty level for MDA and flags: 95.00%  
 High Voltage Setting: 1410

Application Revision: 3  
 Application Version: Standard

Alpha efficiency log file: th230ab  
 Alpha Efficiency: 33.88%  
 Alpha to Beta Crosstalk: 24.12%  
 Alpha Background (CPM): 0.278571429  
 Alpha Correction Factor: 1.000

Beta efficiency log file: tc99ab  
 Beta Efficiency: 37.13%  
 Beta into Alpha Crosstalk: 0.03%  
 Beta Background (CPM): 2.064285714  
 Beta Correction Factor: 1.000

Batch ID: Blairsville 1-8-1

Carrier	Alpha Activity				Beta Activity				Count time (min)	Alpha CPM	Beta CPM	Completion Date - Time
	DPM	$\sigma$	flags	MDA	DPM	$\sigma$	flags	MDA				
1	-0.822	1.48	<MDA	7.64	2.52	3.32	<MDA	12.71	2.00	-0.279	0.94	2/28/95 11:21
2	-0.822	1.48	<MDA	7.64	-1.52	2.36	<MDA	12.71	2.00	-0.279	-0.56	2/28/95 11:24
3	-0.822	1.48	<MDA	7.64	-2.87	1.93	<MDA	12.71	2.00	-0.279	-1.06	2/28/95 11:26
4	-0.822	1.48	<MDA	7.64	-1.52	2.36	<MDA	12.71	2.00	-0.279	-0.56	2/28/95 11:28
5	-0.822	1.48	<MDA	7.64	-1.52	2.36	<MDA	12.71	2.00	-0.279	-0.56	2/28/95 11:30
6	-0.822	1.48	<MDA	7.64	-2.87	1.93	<MDA	12.71	2.00	-0.279	-1.06	2/28/95 11:33
7	-0.822	1.48	<MDA	7.64	-1.52	2.36	<MDA	12.71	2.00	-0.279	-0.56	2/28/95 11:35
8	-0.822	1.48	<MDA	7.64	-2.87	1.93	<MDA	12.71	2.00	-0.279	-1.06	2/28/95 11:37
9	-0.822	1.48	<MDA	7.64	-4.21	1.39	<MDA	12.71	2.00	-0.279	-1.56	2/28/95 11:39
10	-0.822	1.48	<MDA	7.64	-4.21	1.39	<MDA	12.71	2.00	-0.279	-1.56	2/28/95 11:41
11	-0.822	1.48	<MDA	7.64	-4.21	1.39	<MDA	12.71	2.00	-0.279	-1.56	2/28/95 11:44
12	-0.822	1.48	<MDA	7.64	-5.56	1.39	<MDA	12.71	2.00	-0.279	-2.06	2/28/95 11:46
13	-0.822	1.48	<MDA	7.64	-5.56	1.39	<MDA	12.71	2.00	-0.279	-2.06	2/28/95 11:48
14	-0.822	1.48	<MDA	7.64	-2.87	1.93	<MDA	12.71	2.00	-0.279	-1.06	2/28/95 11:50
15	-0.822	1.48	<MDA	7.64	-1.52	2.36	<MDA	12.71	2.00	-0.279	-0.56	2/28/95 11:52
16	-0.822	1.48	<MDA	7.64	-2.87	1.93	<MDA	12.71	2.00	-0.279	-1.06	2/28/95 11:55
17	-0.822	1.48	<MDA	7.64	-1.52	2.36	<MDA	12.71	2.00	-0.279	-0.56	2/28/95 11:57
18	-0.822	1.48	<MDA	7.64	-5.56	1.39	<MDA	12.71	2.00	-0.279	-2.06	2/28/95 11:59
19	0.654	1.48	<MDA	7.64	-4.21	1.39	<MDA	12.71	2.00	0.221	-1.56	2/28/95 12:01
20	-0.822	1.48	<MDA	7.64	1.17	3.03	<MDA	12.71	2.00	-0.279	0.44	2/28/95 12:03
21	0.654	1.48	<MDA	7.64	-1.52	2.36	<MDA	12.71	2.00	0.221	-0.56	2/28/95 12:06
22	-0.822	1.48	<MDA	7.64	-1.52	2.36	<MDA	12.71	2.00	-0.279	-0.56	2/28/95 12:08
23	-0.822	1.48	<MDA	7.64	-2.87	1.93	<MDA	12.71	2.00	-0.279	-1.06	2/28/95 12:10
24	-0.822	1.48	<MDA	7.64	-0.17	2.71	<MDA	12.71	2.00	-0.279	-0.06	2/28/95 12:12

**LB5100-W Low Background Counting System -- Smear Analysis**

Date: 2/28/95  
 Counting Unit id: 1  
 Data file name: C:\LBXL\UNIT1\B01-139.XLD  
 Batch Ended: 2/28/95 12:47  
 Crosstalk Correction: Not Applied

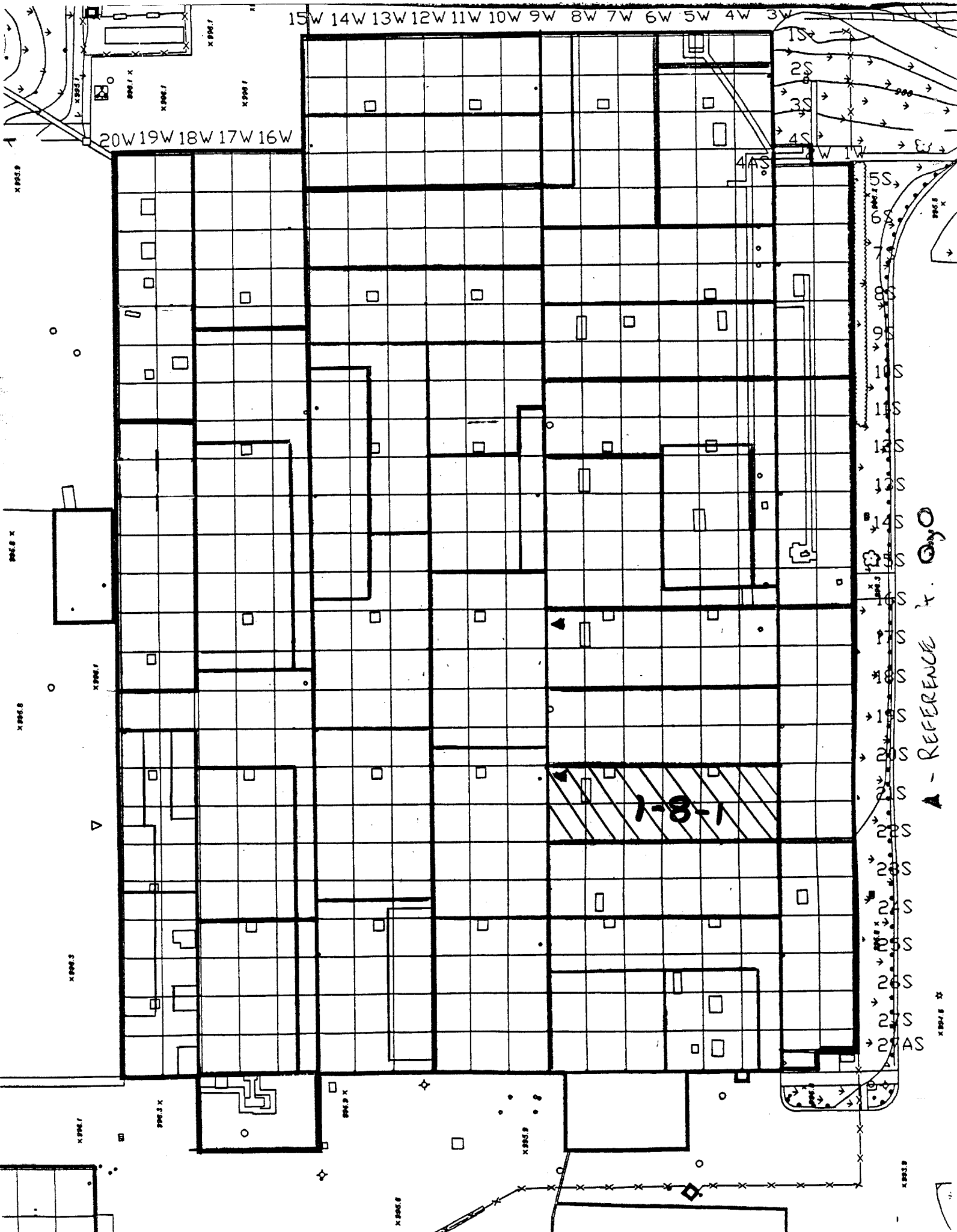
Alpha activity action level (DPM): 20.00  
 Beta activity action level (DPM): 200.00  
 Certainty level for MDA and flags: 95.00%  
 High Voltage Setting: 1410

Application Revision: 3  
 Application Version: Standard

Alpha efficiency log file: th230ab Alpha Efficiency: 33.88% Alpha to Beta Crosstalk: 24.12% Alpha Background (CPM): 0.278571429 Alpha Correction Factor: 1.000
Beta efficiency log file: tc99ab Beta Efficiency: 37.13% Beta into Alpha Crosstalk: 0.03% Beta Background (CPM): 2.064285714 Beta Correction Factor: 1.000

Batch ID: Blairsville 1-8-1

Carrier	Alpha Activity				Beta Activity				Count time (min)	Alpha CPM	Beta CPM	Completion Date - Time
	DPM	$\sigma$	flags	MDA	DPM	$\sigma$	flags	MDA				
25	-0.822	1.48	<MDA	7.64	-1.52	2.36	<MDA	12.71	2.00	-0.279	-0.56	2/28/95 12:14
26	-0.822	1.48	<MDA	7.64	-0.17	2.71	<MDA	12.71	2.00	-0.279	-0.06	2/28/95 12:17
27	0.654	1.48	<MDA	7.64	-0.17	2.71	<MDA	12.71	2.00	0.221	-0.06	2/28/95 12:19
28	-0.822	1.48	<MDA	7.64	-1.52	2.36	<MDA	12.71	2.00	-0.279	-0.56	2/28/95 12:21
29	-0.822	1.48	<MDA	7.64	-4.21	1.39	<MDA	12.71	2.00	-0.279	-1.56	2/28/95 12:23
30	-0.822	1.48	<MDA	7.64	-0.17	2.71	<MDA	12.71	2.00	-0.279	-0.06	2/28/95 12:25
31	-0.822	1.48	<MDA	7.64	-4.21	1.39	<MDA	12.71	2.00	-0.279	-1.56	2/28/95 12:28
32	-0.822	1.48	<MDA	7.64	-0.17	2.71	<MDA	12.71	2.00	-0.279	-0.06	2/28/95 12:30
33	-0.822	1.48	<MDA	7.64	-2.87	1.93	<MDA	12.71	2.00	-0.279	-1.06	2/28/95 12:32
34	-0.822	1.48	<MDA	7.64	-4.21	1.39	<MDA	12.71	2.00	-0.279	-1.56	2/28/95 12:34
35	-0.822	1.48	<MDA	7.64	-1.52	2.36	<MDA	12.71	2.00	-0.279	-0.56	2/28/95 12:36
36	-0.822	1.48	<MDA	7.64	-1.52	2.36	<MDA	12.71	2.00	-0.279	-0.56	2/28/95 12:39
37	-0.822	1.48	<MDA	7.64	-4.21	1.39	<MDA	12.71	2.00	-0.279	-1.56	2/28/95 12:41
38	-0.822	1.48	<MDA	7.64	-5.56	1.39	<MDA	12.71	2.00	-0.279	-2.06	2/28/95 12:43
39	-0.822	1.48	<MDA	7.64	-4.21	1.39	<MDA	12.71	2.00	-0.279	-1.56	2/28/95 12:45
40	2.129	2.09	<AL	7.64	-1.52	2.36	<MDA	12.71	2.00	0.721	-0.56	2/28/95 12:47



15W 14W 13W 12W 11W 10W 9W 8W 7W 6W 5W 4W 3W

20W 19W 18W 17W 16W

1-8-1

1S  
2S  
3S  
4S  
5S  
6S  
7S  
8S  
9S  
10S  
11S  
12S  
13S  
14S  
15S  
16S  
17S  
18S  
19S  
20S  
21S  
22S  
23S  
24S  
25S  
26S  
27S  
28S  
28AS

A - REFERENCE X. Q. 30

X 8953

X 8956

X 8958

X 8962

X 8967

X 8967

X 8967

X 8967

X 8967

X 8967

X 8967

X 8967

X 8967

X 8967

X 8967

X 8967

X 8967

X 8967

X 8967

X 8967

X 8967

X 8967

X 8967

X 8967

X 8967

X 8967

X 8967

X 8967

X 8967

X 8967

X 8967

X 8967

X 8967

X 8967

X 8967

X 8967

X 8967

X 8967

# Blairsville Point Survey Form #003

Survey Serial #:	<b>01-140</b>
Survey Section:	1
Survey Unit:	7
Survey Sub-unit:	1

Alpha Survey Instruments				
Inst. S/N	Inst. Code	Eff. %	Corr. Fac.	Bkg. CPM
1588	8	20.3	4.93	1


Beta Survey Instruments				
Inst. S/N	Inst. Code	Eff. %	Corr. Fac.	Bkg. CPM
1601	13	32.1	3.12	306

Gamma or Beta/Gamma Instruments			
Inst. S/N	Inst. Code	Bkg.	Detection Type
234	23	4	Gamma
1522	22	0.01	Beta / Gamma

Classification:	4
Survey Type:	LOWER

Alpha Counting Instruments				
Inst. S/N	Inst. Code	Eff. %	Corr. Fac.	Bkg. CPM
13295	2	33.88	2.95	0.28

Beta Counting Instruments				
Inst. S/N	Inst. Code	Eff. %	Corr. Fac.	Bkg. CPM
13295	3	37.13	2.69	2.06

Surveyor:	V. TAYLOR/ C. VERGARI
Signature:	

Surface Description	Coordinates		Gamma at 1m	Gamma Inst.	Beta/Gamma Contact	Beta/Gamma Code	Contact Gross 1 min. Count	Alpha Inst.	Contact Gross 1 min. Count	Beta Inst.	Scan Contact Gross CPM		Removable DPM/100 cm2	Alpha Count	Removable DPM/100 cm2	Beta Count	Comments
	X	Y	uR/hr	Code	mR/hr	Code	Alpha	Code	Beta	Code	Max Beta	Avg Beta	Alpha	Code	Beta	Code	
CONCRETE FLOOR	1	-2	4	23	0.009	22	0	8	386	13	501	350	-0.82	2	-0.17	3	PAINTED
CONCRETE FLOOR	1	-4	4	23	0.013	22	2	8	338	13	428	300	0.65	2	1.17	3	PAINTED
CONCRETE FLOOR	1	-6	4	23	0.006	22	2	8	421	13	495	340	-0.82	2	-4.21	3	PAINTED
CONCRETE FLOOR	1	-8	4	23	0.013	22	0	8	322	13	425	300	-0.82	2	-2.87	3	PAINTED
CONCRETE FLOOR	1	-10	4	23	0.007	22	2	8	330	13	434	280	-0.82	2	-0.17	3	PAINTED
CONCRETE FLOOR	1	-12	5	23	0.012	22	1	8	348	13	457	350	-0.82	2	-0.17	3	PAINTED
CONCRETE FLOOR	3	-1	5	23	0.012	22	3	8	335	13	387	290	-0.82	2	-5.56	3	PAINTED
CONCRETE FLOOR	3	-3	4	23	0.013	22	0	8	352	13	438	300	-0.82	2	-1.52	3	PAINTED
CONCRETE FLOOR	3	-5	5	23	0.01	22	3	8	362	13	426	280	-0.82	2	-2.87	3	PAINTED
CONCRETE FLOOR	3	-9	4	23	0.013	22	2	8	315	13	355	280	-0.82	2	-4.21	3	PAINTED
CONCRETE FLOOR	3	-11	5	23	0.013	22	2	8	311	13	419	320	-0.82	2	-4.21	3	PAINTED
CONCRETE FLOOR	5	-6	4	23	0.013	22	1	8	313	13	410	300	-0.82	2	-5.56	3	PAINTED
CONCRETE FLOOR	5	-8	4	23	0.011	22	1	8	263	13	489	300	-0.82	2	-0.17	3	PAINTED
CONCRETE FLOOR	5	-10	4	23	0.009	22	2	8	274	13	443	300	-0.82	2	-5.56	3	PAINTED
CONCRETE FLOOR	7	-4	4	23	0.014	22	1	8	334	13	491	350	-0.82	2	-1.52	3	PAINTED
CONCRETE FLOOR	7	-8	4	23	0.009	22	4	8	347	13	506	340	0.65	2	1.17	3	PAINTED
CONCRETE FLOOR	7	-12	5	23	0.013	22	1	8	297	13	432	300	-0.82	2	-1.52	3	PAINTED
CONCRETE FLOOR	9	-2	4	23	0.013	22	5	8	392	13	454	300	-0.82	2	-1.52	3	PAINTED
CONCRETE FLOOR	9	-6	5	23	0.009	22	4	8	296	13	406	300	3.60	2	-2.87	3	PAINTED
CONCRETE FLOOR	9	-10	4	23	0.01	22	1	8	315	13	393	260	-0.82	2	-4.21	3	PAINTED
CONCRETE FLOOR	11	-1	5	23	0.016	22	2	8	352	13	478	330	0.65	2	-0.17	3	PAINTED
CONCRETE FLOOR	11	-8	4	23	0.011	22	2	8	323	13	486	290	-0.82	2	-4.21	3	PAINTED
CONCRETE FLOOR	13	-8	4	23	0.014	22	3	8	361	13	435	270	0.65	2	1.17	3	PAINTED

## Blairsville Point Survey Form #003

Survey Serial #:	01-140
Survey Section:	1
Survey Unit:	7
Survey Sub-unit:	1

Alpha Survey Instruments				
Inst. S/N	Inst. Code	Eff. %	Corr. Fac.	Bkg. CPM
1588	8	20.3	4.93	1

Beta Survey Instruments				
Inst. S/N	Inst. Code	Eff. %	Corr. Fac.	Bkg. CPM
1601	13	32.1	3.12	306

Gamma or Beta/Gamma Instruments			
Inst. S/N	Inst. Code	Bkg.	Detection Type
234	23	4	Gamma
1522	22	0.01	Beta / Gamma

Classification:	4
Survey Type:	LOWER

Alpha Counting Instruments				
Inst. S/N	Inst. Code	Eff. %	Corr. Fac.	Bkg. CPM
13295	2	33.88	2.95	0.28

Beta Counting Instruments				
Inst. S/N	Inst. Code	Eff. %	Corr. Fac.	Bkg. CPM
13295	3	37.13	2.69	2.06

Survey Date:	1/23/95
Count Date:	2/28/95

Surveyor:	V. TAYLOR/ C. VERGARI
Signature:	<i>V. Taylor / Carmine Vergari</i>

Surface Description	Coordinates		Gamma at 1m	Gamma Inst.	Beta/Gamma Contact	Beta/Gamma Code	Contact Gross 1 min. Count	Alpha Inst.	Contact Gross 1 min. Count	Beta Inst.	Scan Contact Gross CPM		Removable DPM/100 cm2	Alpha Count	Removable DPM/100 cm2	Beta Count	Comments
	X	Y	uR/hr	Code	mR/hr	Code	Alpha	Code	Beta	Code	Max Beta	Avg Beta	Alpha	Code	Beta	Code	
	CONCRETE FLOOR	13	-12	4	23	0.014	22	0	8	318	13	558	300	-0.82	2	-4.21	
CONCRETE FLOOR	17	-8	4	23	0.011	22	1	8	284	13	413	270	-0.82	2	1.17	3	PAINTED
CONCRETE FLOOR	17	-2	4	23	0.008	22	1	8	338	13	430	300	-0.82	2	-1.52	3	PAINTED
CONCRETE FLOOR	21	-2	5	23	0.017	22	7	8	396	13	485	350	-0.82	2	-0.17	3	PAINTED
CONCRETE FLOOR	21	-12	4	23	0.011	22	2	8	524	13	865	440	0.65	2	-1.52	3	PAINTED
CONCRETE FLOOR	23	-2	4	23	0.01	22	5	8	301	13	554	400	-0.82	2	-2.87	3	PAINTED
CONCRETE FLOOR	26	-3	4	23	0.009	22	0	8	398	13	1610	500	0.65	2	3.87	3	PAINTED
CONCRETE FLOOR	26	-4.5	4	23	0.009	22	5	8	352	13	478	300	-0.82	2	-0.17	3	PAINTED
CONCRETE FLOOR	27	-6	4	23	0.009	22	0	8	290	13	392	300	0.65	2	3.87	3	PAINTED
CONCRETE FLOOR	31	-6	5	23	0.014	22	0	8	365	13	447	300	-0.82	2	5.21	3	PAINTED
CONCRETE FLOOR	27	-8	5	23	0.009	22	3	8	374	13	437	300	-0.82	2	-4.21	3	PAINTED
CONCRETE FLOOR	26	-12	5	23	0.011	22	1	8	511	13	420	300	-0.82	2	-0.17	3	PAINTED
CONCRETE FLOOR	31	-12	5	23	0.013	22	3	8	331	13	420	320	-0.82	2	-4.21	3	PAINTED
CONCRETE FLOOR	33	-8	5	23	0.013	22	2	8	330	13	459	310	0.65	2	-2.87	3	PAINTED
CONCRETE FLOOR	34	-2	5	23	0.016	22	2	8	419	13	419	320	3.60	2	-0.17	3	PAINTED
CONCRETE FLOOR	35	-6	5	23	0.02	22	3	8	358	13	387	300	-0.82	2	6.56	3	PAINTED
CONCRETE FLOOR	34	-10	5	23	0.018	22	3	8	338	13	406	310	0.65	2	-0.17	3	PAINTED
CONCRETE FLOOR	33	-2	5	23	0.025	22	19	8	1250	13	1330	600	0.65	2	3.87	3	PAINTED

**LB5100-W Low Background Counting System -- Smear Analysis**

Date: 2/28/95  
 Counting Unit id: 1  
 Data file name: C:\LBXL\UNIT1\B01-140.XLD  
 Batch Ended: 2/28/95 14:18  
 Crosstalk Correction: Not Applied

Alpha activity action level (DPM): 20.00  
 Beta activity action level (DPM): 200.00  
 Certainty level for MDA and flags: 95.00%  
 High Voltage Setting: 1410

Application Revision: 3  
 Application Version: Standard

Batch ID: Blairsville 1-7-1

Alpha efficiency log file: th230ab Alpha Efficiency: 33.88% Alpha to Beta Crosstalk: 24.12% Alpha Background (CPM): 0.278571429 Alpha Correction Factor: 1.000			
Beta efficiency log file: tc99ab Beta Efficiency: 37.13% Beta into Alpha Crosstalk: 0.03% Beta Background (CPM): 2.064285714 Beta Correction Factor: 1.000			
Count time (min)	Alpha CPM	Beta CPM	Completion Date - Time
2.00	-0.279	-0.06	2/28/95 12:50
2.00	0.221	0.44	2/28/95 12:52
2.00	-0.279	-1.56	2/28/95 12:54
2.00	-0.279	-1.06	2/28/95 12:56
2.00	-0.279	-0.06	2/28/95 12:58
2.00	-0.279	-0.06	2/28/95 13:01
2.00	-0.279	-2.06	2/28/95 13:03
2.00	-0.279	-0.56	2/28/95 13:05
2.00	-0.279	-1.06	2/28/95 13:07
2.00	-0.279	-1.56	2/28/95 13:09
2.00	-0.279	-1.56	2/28/95 13:12
2.00	-0.279	-2.06	2/28/95 13:14
2.00	-0.279	-0.06	2/28/95 13:16
2.00	-0.279	-2.06	2/28/95 13:18
2.00	-0.279	-0.56	2/28/95 13:20
2.00	0.221	0.44	2/28/95 13:23
2.00	-0.279	-0.56	2/28/95 13:25
2.00	-0.279	-0.56	2/28/95 13:27
2.00	1.221	-1.06	2/28/95 13:29
2.00	-0.279	-1.56	2/28/95 13:32
2.00	0.221	-0.06	2/28/95 13:34
2.00	-0.279	-1.56	2/28/95 13:36
2.00	0.221	0.44	2/28/95 13:38
2.00	-0.279	-1.56	2/28/95 13:40

Carrier	Alpha Activity				Beta Activity			
	DPM	$\sigma$	flags	MDA	DPM	$\sigma$	flags	MDA
1	-0.822	1.48	<MDA	7.64	-0.17	2.71	<MDA	12.71
2	0.654	1.48	<MDA	7.64	1.17	3.03	<MDA	12.71
3	-0.822	1.48	<MDA	7.64	-4.21	1.39	<MDA	12.71
4	-0.822	1.48	<MDA	7.64	-2.87	1.93	<MDA	12.71
5	-0.822	1.48	<MDA	7.64	-0.17	2.71	<MDA	12.71
6	-0.822	1.48	<MDA	7.64	-0.17	2.71	<MDA	12.71
7	-0.822	1.48	<MDA	7.64	-5.56	1.39	<MDA	12.71
8	-0.822	1.48	<MDA	7.64	-1.52	2.36	<MDA	12.71
9	-0.822	1.48	<MDA	7.64	-2.87	1.93	<MDA	12.71
10	-0.822	1.48	<MDA	7.64	-4.21	1.39	<MDA	12.71
11	-0.822	1.48	<MDA	7.64	-4.21	1.39	<MDA	12.71
12	-0.822	1.48	<MDA	7.64	-5.56	1.39	<MDA	12.71
13	-0.822	1.48	<MDA	7.64	-0.17	2.71	<MDA	12.71
14	-0.822	1.48	<MDA	7.64	-5.56	1.39	<MDA	12.71
15	-0.822	1.48	<MDA	7.64	-1.52	2.36	<MDA	12.71
16	0.654	1.48	<MDA	7.64	1.17	3.03	<MDA	12.71
17	-0.822	1.48	<MDA	7.64	-1.52	2.36	<MDA	12.71
18	-0.822	1.48	<MDA	7.64	-1.52	2.36	<MDA	12.71
19	3.605	2.56	<AL	7.64	-2.87	1.93	<MDA	12.71
20	-0.822	1.48	<MDA	7.64	-4.21	1.39	<MDA	12.71
21	0.654	1.48	<MDA	7.64	-0.17	2.71	<MDA	12.71
22	-0.822	1.48	<MDA	7.64	-4.21	1.39	<MDA	12.71
23	0.654	1.48	<MDA	7.64	1.17	3.03	<MDA	12.71
24	-0.822	1.48	<MDA	7.64	-4.21	1.39	<MDA	12.71

**LB5100-W Low Background Counting System – Smear Analysis**

Date: 2/28/95  
 Counting Unit id: 1  
 Data file name: C:\LBXL\UNIT1\B01-140.XLD  
 Batch Ended: 2/28/95 14:18  
 Crosstalk Correction: Not Applied

Alpha activity action level (DPM): 20.00  
 Beta activity action level (DPM): 200.00  
 Certainty level for MDA and flags: 95.00%  
 High Voltage Setting: 1410

Application Revision: 3  
 Application Version: Standard

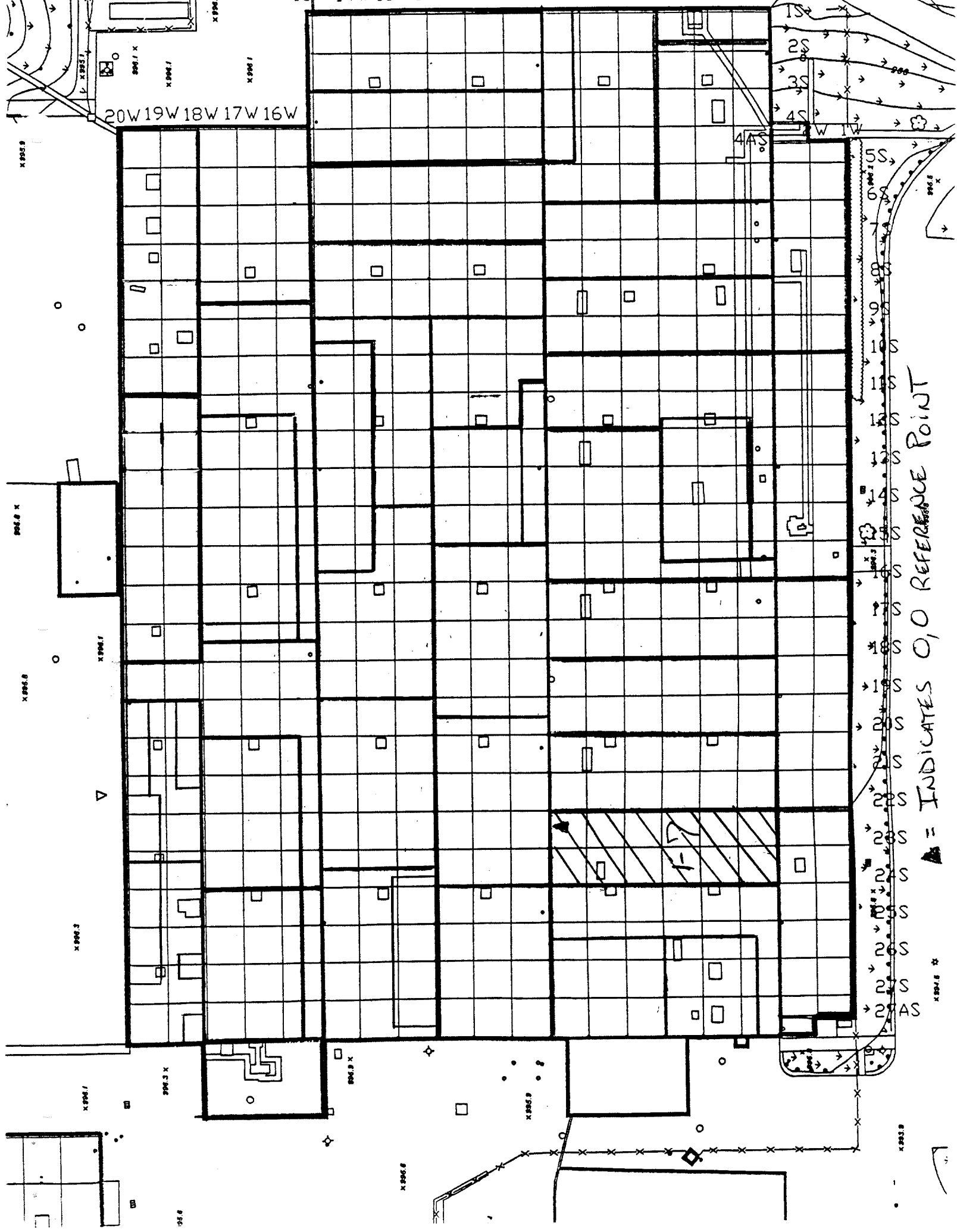
Alpha efficiency log file: th230ab Alpha Efficiency: 33.88% Alpha to Beta Crosstalk: 24.12% Alpha Background (CPM): 0.278571429 Alpha Correction Factor: 1.000
Beta efficiency log file: tc99ab Beta Efficiency: 37.13% Beta into Alpha Crosstalk: 0.03% Beta Background (CPM): 2.064285714 Beta Correction Factor: 1.000

Batch ID: Blairsville 1-7-1

Carrier	Alpha Activity				Beta Activity				Count time (min)	Alpha CPM	Beta CPM	Completion Date - Time
	DPM	$\sigma$	flags	MDA	DPM	$\sigma$	flags	MDA				
25	-0.822	1.48	<MDA	7.64	1.17	3.03	<MDA	12.71	2.00	-0.279	0.44	2/28/95 13:42
26	-0.822	1.48	<MDA	7.64	-1.52	2.36	<MDA	12.71	2.00	-0.279	-0.56	2/28/95 13:45
27	-0.822	1.48	<MDA	7.64	-0.17	2.71	<MDA	12.71	2.00	-0.279	-0.06	2/28/95 13:47
28	0.654	1.48	<MDA	7.64	-1.52	2.36	<MDA	12.71	2.00	0.221	-0.56	2/28/95 13:49
29	-0.822	1.48	<MDA	7.64	-2.87	1.93	<MDA	12.71	2.00	-0.279	-1.06	2/28/95 13:51
30	0.654	1.48	<MDA	7.64	3.87	3.58	<MDA	12.71	2.00	0.221	1.44	2/28/95 13:54
31	-0.822	1.48	<MDA	7.64	-0.17	2.71	<MDA	12.71	2.00	-0.279	-0.06	2/28/95 13:56
32	0.654	1.48	<MDA	7.64	3.87	3.58	<MDA	12.71	2.00	0.221	1.44	2/28/95 13:58
33	-0.822	1.48	<MDA	7.64	5.21	3.82	<AL	12.71	2.00	-0.279	1.94	2/28/95 14:00
34	-0.822	1.48	<MDA	7.64	-4.21	1.39	<MDA	12.71	2.00	-0.279	-1.56	2/28/95 14:02
35	-0.822	1.48	<MDA	7.64	-0.17	2.71	<MDA	12.71	2.00	-0.279	-0.06	2/28/95 14:05
36	-0.822	1.48	<MDA	7.64	-4.21	1.39	<MDA	12.71	2.00	-0.279	-1.56	2/28/95 14:07
37	0.654	1.48	<MDA	7.64	-2.87	1.93	<MDA	12.71	2.00	0.221	-1.06	2/28/95 14:09
38	3.605	2.56	<AL	7.64	-0.17	2.71	<MDA	12.71	2.00	1.221	-0.06	2/28/95 14:11
39	-0.822	1.48	<MDA	7.64	6.56	4.06	<AL	12.71	2.00	-0.279	2.44	2/28/95 14:13
40	0.654	1.48	<MDA	7.64	-0.17	2.71	<MDA	12.71	2.00	0.221	-0.06	2/28/95 14:15
41	0.654	1.48	<MDA	7.64	3.87	3.58	<MDA	12.71	2.00	0.221	1.44	2/28/95 14:18

15W 14W 13W 12W 11W 10W 9W 8W 7W 6W 5W 4W 3W

20W 19W 18W 17W 16W



1" = 40' INDICATES 0,0 REFERENCE POINT

1S  
2S  
3S  
4S  
5S  
6S  
7S  
8S  
9S  
10S  
11S  
12S  
13S  
14S  
15S  
16S  
17S  
18S  
19S  
20S  
21S  
22S  
23S  
24S  
25S  
26S  
27S  
28S  
29S  
30S  
31S  
32S  
33S  
34S

X 204.5

X 203.5

X 204.5

X 204.3

X 204.3

X 204.7

X 204.3

X 204.7

X 204.6

X 204.6

X 204.8

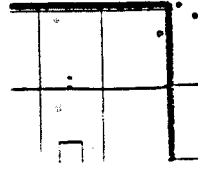
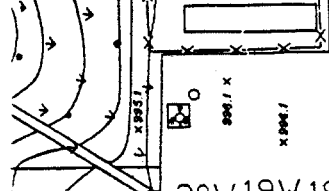
X 204.7

X 204.7

X 204.7

X 204.7

X 204.7





## Blairsville Point Survey Form #003

Survey Serial #: 01-141

Survey Section: 1

Survey Unit: 18

Survey Sub-unit: 4

Classification: 4

Survey Type: LOWER

Survey Date: 1/24/95

Count Date: 2/22/95


Alpha Survey Instruments				
Inst. S/N	Inst. Code	Eff. %	Corr. Fac.	Bkg. CPM
1510	6	23.6	4.24	2

Alpha Counting Instruments				
Inst. S/N	Inst. Code	Eff. %	Corr. Fac.	Bkg. CPM
13295	2	33.88	2.95	0.28

Beta Survey Instruments				
Inst. S/N	Inst. Code	Eff. %	Corr. Fac.	Bkg. CPM
1593	11	37.5	2.67	280

Beta Counting Instruments				
Inst. S/N	Inst. Code	Eff. %	Corr. Fac.	Bkg. CPM
13295	3	37.13	2.69	2.06

Gamma or Beta/Gamma Instruments			
Inst. S/N	Inst. Code	Bkg.	Detection Type

Surveyor: L. SMITH  
 Signature: 

Surface Description	Coordinates		Gamma at 1m uR/hr	Gamma Inst. Code	Beta/Gamma Contact mR/hr	Beta/Gamma Code	Contact Gross 1 min. Count Alpha	Alpha Inst. Code	Contact Gross 1 min. Count Beta	Beta Inst. Code	Scan Contact Gross CPM		Removable DPM/100 cm2 Alpha	Alpha Count Code	Removable DPM/100 cm2 Beta	Beta Count Code	Comments
	X	Y									Max Beta	Avg Beta					
NORTH WALL	3	2	N/A	N/A	N/A	N/A	0	6	275	11	298	250	2.13	2	-5.56	3	BLOCK
EAST WALL	1	2	N/A	N/A	N/A	N/A	1	6	263	11	366	280	0.65	2	1.17	3	BLOCK
EAST WALL	4	1.5	N/A	N/A	N/A	N/A	3	6	266	11	360	280	-0.82	2	-1.52	3	BLOCK
EAST WALL	7	2	N/A	N/A	N/A	N/A	0	6	267	11	412	275	-0.82	2	-5.56	3	BLOCK
WEST WALL	5	1	N/A	N/A	N/A	N/A	1	6	296	11	351	280	0.65	2	-2.87	3	BLOCK

**LB5100-W Low Background Counting System – Smear Analysis**

Date: 2/22/95  
 Counting Unit id: 1  
 Data file name: C:\LBXL\UNIT1\B01-141.XLD  
 Batch Ended: 2/22/95 13:02  
 Crosstalk Correction: Not Applied

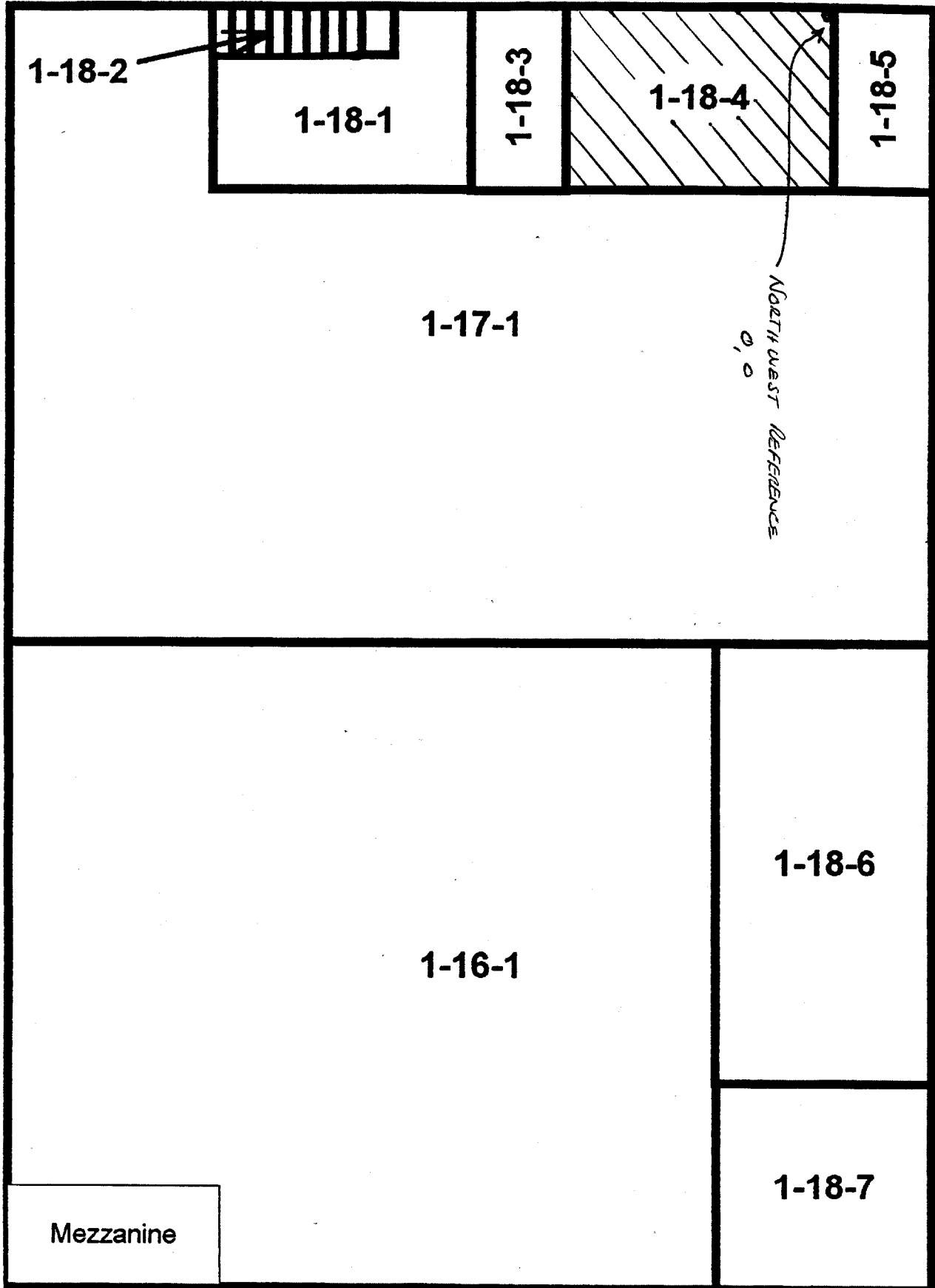
Alpha activity action level (DPM): 20.00  
 Beta activity action level (DPM): 200.00  
 Certainty level for MDA and flags: 95.00%  
 High Voltage Setting: 1410

Application Revision: 3  
 Application Version: Standard

Alpha efficiency log file: th230ab Alpha Efficiency: 33.88% Alpha to Beta Crosstalk: 24.12% Alpha Background (CPM): 0.278571429 Alpha Correction Factor: 1.000
Beta efficiency log file: tc99ab Beta Efficiency: 37.13% Beta into Alpha Crosstalk: 0.03% Beta Background (CPM): 2.064285714 Beta Correction Factor: 1.000

Batch ID: Blairsville 1-18-4												
Carrier	Alpha Activity				Beta Activity				Count time (min)	Alpha CPM	Beta CPM	Completion Date - Time
	DPM	$\sigma$	flags	MDA	DPM	$\sigma$	flags	MDA				
14	2.129	2.09	<AL	7.64	-5.56	1.39	<MDA	12.71	2.00	0.721	-2.06	2/22/95 12:53
15	0.654	1.48	<MDA	7.64	1.17	3.03	<MDA	12.71	2.00	0.221	0.44	2/22/95 12:55
16	-0.822	1.48	<MDA	7.64	-1.52	2.36	<MDA	12.71	2.00	-0.279	-0.56	2/22/95 12:57
17	-0.822	1.48	<MDA	7.64	-5.56	1.39	<MDA	12.71	2.00	-0.279	-2.06	2/22/95 13:00
18	0.654	1.48	<MDA	7.64	-2.87	1.93	<MDA	12.71	2.00	0.221	-1.06	2/22/95 13:02

# Units 1-16, 1-17, 1-18



NORTH WEST REFERENCE  
0,0

SURVEY SN: 01-141 DATE: 1-24-95 BY: JLD

## Blairsville Point Survey Form #003

Survey Serial #:	01-142
Survey Section:	1
Survey Unit:	18
Survey Sub-unit:	5

Alpha Survey Instruments				
Inst. S/N	Inst. Code	Eff. %	Corr. Fac.	Bkg. CPM
1510	6	23.6	4.24	2

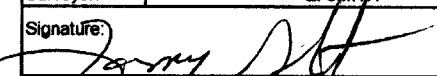
Beta Survey Instruments				
Inst. S/N	Inst. Code	Eff. %	Corr. Fac.	Bkg. CPM
1593	11	37.5	2.67	280

Gamma or Beta/Gamma Instruments			
Inst. S/N	Inst. Code	Bkg.	Detection Type

Classification:	4
Survey Type:	LOWER WALL
Survey Date:	1/24/95
Count Date:	3/1/95

Alpha Counting Instruments				
Inst. S/N	Inst. Code	Eff. %	Corr. Fac.	Bkg. CPM
13295	2	33.88	2.95	0.28

Beta Counting Instruments				
Inst. S/N	Inst. Code	Eff. %	Corr. Fac.	Bkg. CPM
13295	3	37.13	2.69	2.06

Surveyor:	L. SMITH
Signature:	

Surface Description	Coordinates		Gamma at 1m uR/hr	Gamma Inst. Code	Beta/Gamma Contact mR/hr	Beta/Gamma Code	Contact Gross 1 min. Count Alpha	Alpha Inst. Code	Contact Gross 1 min. Count Beta	Beta Inst. Code	Scan Contact Gross CPM		Removable DPM/100 cm2 Alpha	Alpha Count Code	Removable DPM/100 cm2 Beta	Beta Count Code	Comments
	X	Y									Max Beta	Avg Beta					
NORTH WALL	1	2	N/A	N/A	N/A	N/A	2	6	252	11	356	275	2.13	2	-0.17	3	DRY WALL
NORTH WALL	3	2	N/A	N/A	N/A	N/A	1	6	286	11	357	300	-0.82	2	-4.21	3	DRY WALL
WEST WALL	1	1	N/A	N/A	N/A	N/A	0	6	383	11	379	300	-0.82	2	1.17	3	BLOCK
EAST WALL	1	1	N/A	N/A	N/A	N/A	4	6	293	11	392	300	-0.82	2	-1.52	3	BLOCK

**LB5100-W Low Background Counting System -- Smear Analysis**

Date: 3/1/95  
 Counting Unit id: 1  
 Data file name: C:\LBXL\UNIT1\B01-142.XLD  
 Batch Ended: 3/1/95 7:42  
 Crosstalk Correction: Not Applied

Alpha activity action level (DPM): 20.00  
 Beta activity action level (DPM): 200.00  
 Certainty level for MDA and flags: 95.00%  
 High Voltage Setting: 1410

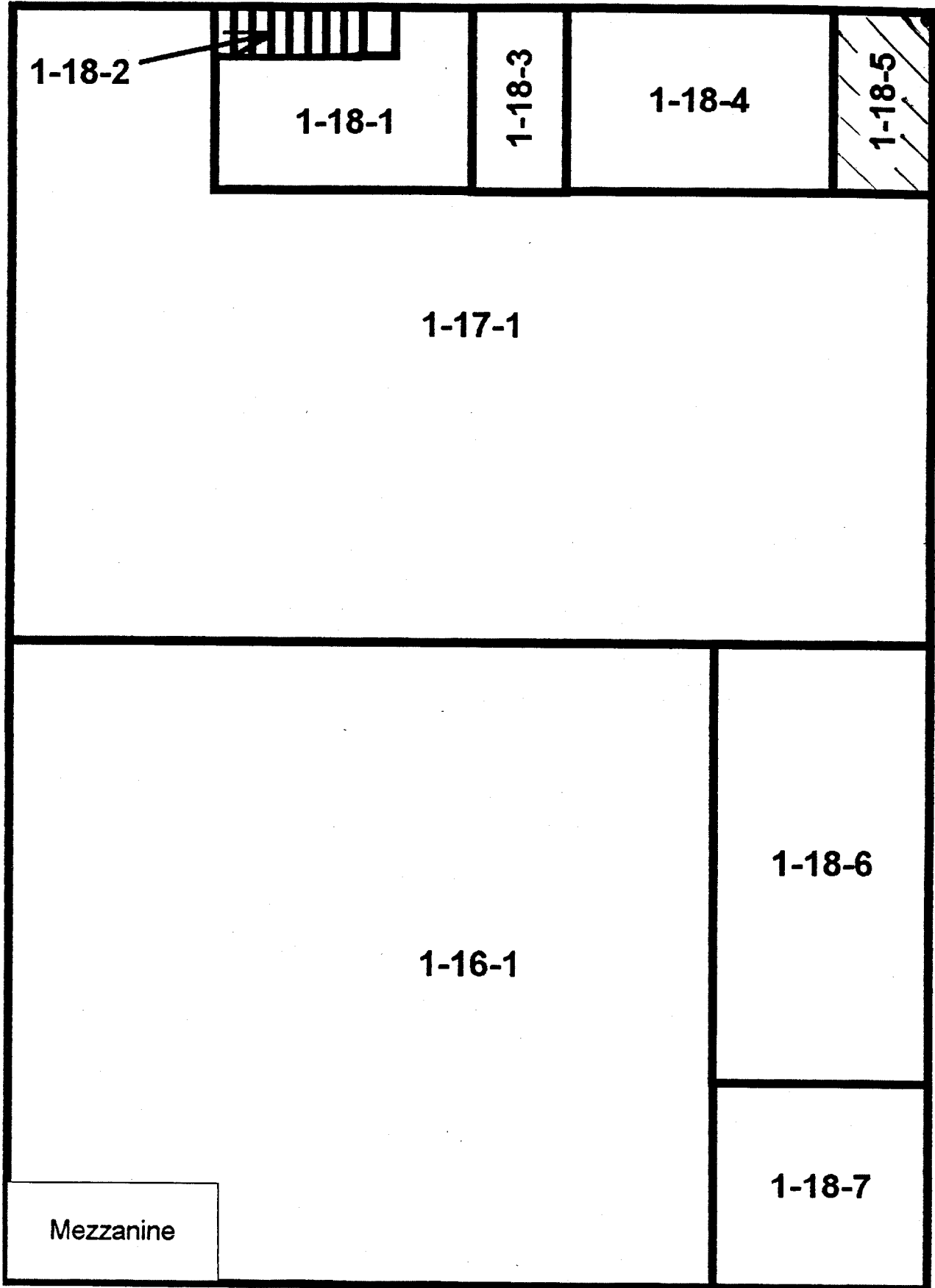
Application Revision: 3  
 Application Version: Standard

Batch ID: Blairsville 1-18-5

Carrier	Alpha Activity				Beta Activity				Count time (min)	Alpha CPM	Beta CPM	Completion Date - Time
	DPM	$\sigma$	flags	MDA	DPM	$\sigma$	flags	MDA				
1	2.129	2.09	<AL	7.64	-0.17	2.71	<MDA	12.71	2.00	0.721	-0.06	3/1/95 7:35
2	-0.822	1.48	<MDA	7.64	-4.21	1.39	<MDA	12.71	2.00	-0.279	-1.56	3/1/95 7:38
3	-0.822	1.48	<MDA	7.64	1.17	3.03	<MDA	12.71	2.00	-0.279	0.44	3/1/95 7:40
4	-0.822	1.48	<MDA	7.64	-1.52	2.36	<MDA	12.71	2.00	-0.279	-0.56	3/1/95 7:42

Alpha efficiency log file: th230ab Alpha Efficiency: 33.88% Alpha to Beta Crosstalk: 24.12% Alpha Background (CPM): 0.278571429 Alpha Correction Factor: 1.000
Beta efficiency log file: tc99ab Beta Efficiency: 37.13% Beta into Alpha Crosstalk: 0.03% Beta Background (CPM): 2.064285714 Beta Correction Factor: 1.000

# Units 1-16, 1-17, 1-18



NORTHWEST O.O REFERENCE  
SAVEY SN: 01-142 DATE: 1-24-95  
D.D.

## Blairsville Point Survey Form #003

Survey Serial #:	01-143
Survey Section:	1
Survey Unit:	18
Survey Sub-unit:	6

Alpha Survey Instruments				
Inst. S/N	Inst. Code	Eff. %	Corr. Fac.	Bkg. CPM
1510	6	23.6	4.24	3


Beta Survey Instruments				
Inst. S/N	Inst. Code	Eff. %	Corr. Fac.	Bkg. CPM
1593	11	37.5	2.67	287

Gamma or Beta/Gamma Instruments			
Inst. S/N	Inst. Code	Bkg.	Detection Type

Classification:	4
Survey Type:	LOWER WALL

Alpha Counting Instruments				
Inst. S/N	Inst. Code	Eff. %	Corr. Fac.	Bkg. CPM
13295	2	33.88	2.95	0.28

Beta Counting Instruments				
Inst. S/N	Inst. Code	Eff. %	Corr. Fac.	Bkg. CPM
13295	3	37.13	2.69	2.06

Surveyor:	L. SMITH
Signature:	

Surface Description	Coordinates		Gamma at 1m	Gamma Inst.	Beta/Gamma Contact	Beta/Gamma	Contact Gross 1 min. Count	Alpha Inst.	Contact Gross 1 min. Count	Beta Inst.	Scan Contact Gross CPM		Removable DPM/100 cm2	Alpha Count	Removable DPM/100 cm2	Beta Count	Comments
	X	Y	uR/hr	Code	mR/hr	Code	Alpha	Code	Beta	Code	Max Beta	Avg Beta	Alpha	Code	Beta	Code	
EAST WALL	1	2	N/A	N/A	N/A	N/A	4	6	364	11	362	320	-0.82	2	-0.17	3	
EAST WALL	3	1	N/A	N/A	N/A	N/A	4	6	362	11	404	375	0.65	2	1.17	3	
EAST WALL	4	2	N/A	N/A	N/A	N/A	3	6	324	11	486	350	-0.82	2	2.52	3	
WEST WALL	3	2	N/A	N/A	N/A	N/A	2	6	396	11	431	375	-0.82	2	-2.87	3	

**LB5100-W Low Background Counting System – Smear Analysis**

Date: 3/1/95  
 Counting Unit id: 1  
 Data file name: C:\LBXL\UNIT1\B01-143.XLD  
 Batch Ended: 3/1/95 7:51  
 Crosstalk Correction: Not Applied

Alpha activity action level (DPM): 20.00  
 Beta activity action level (DPM): 200.00  
 Certainty level for MDA and flags: 95.00%  
 High Voltage Setting: 1410

Application Revision: 3  
 Application Version: Standard

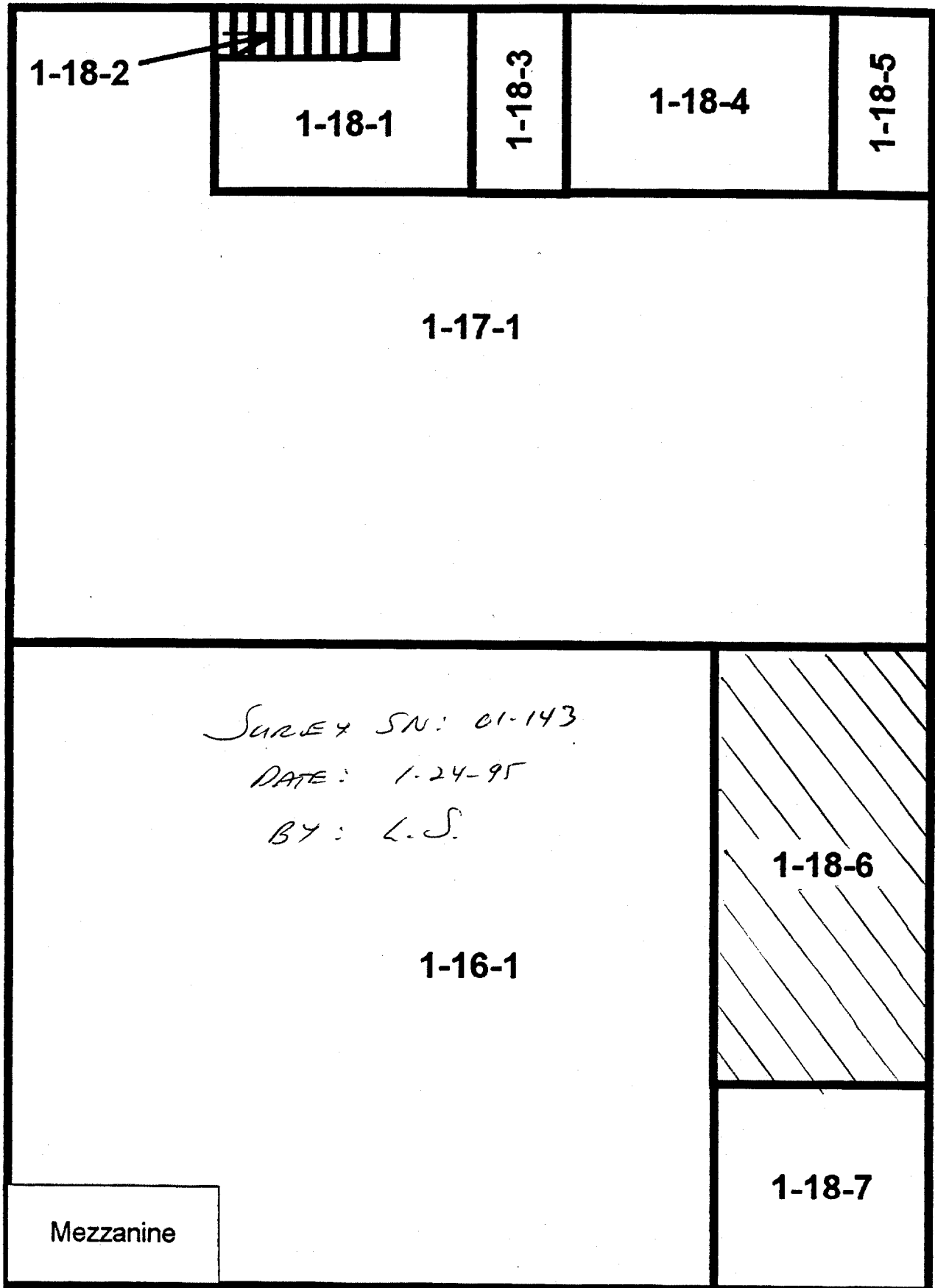
Alpha efficiency log file: th230ab Alpha Efficiency: 33.88% Alpha to Beta Crosstalk: 24.12% Alpha Background (CPM): 0.278571429 Alpha Correction Factor: 1.000			
Beta efficiency log file: tc99ab Beta Efficiency: 37.13% Beta into Alpha Crosstalk: 0.03% Beta Background (CPM): 2.064285714 Beta Correction Factor: 1.000			
Count time (min)	Alpha CPM	Beta CPM	Completion Date - Time
2.00	-0.279	-0.06	3/1/95 7:44
2.00	0.221	0.44	3/1/95 7:46
2.00	-0.279	0.94	3/1/95 7:49
2.00	-0.279	-1.06	3/1/95 7:51

Batch ID: Blairsville ~~1-18-6~~ 1-18-6

Carrier	Alpha Activity				Beta Activity			
	DPM	$\sigma$	flags	MDA	DPM	$\sigma$	flags	MDA
5	-0.822	1.48	<MDA	7.64	-0.17	2.71	<MDA	12.71
6	0.654	1.48	<MDA	7.64	1.17	3.03	<MDA	12.71
7	-0.822	1.48	<MDA	7.64	2.52	3.32	<MDA	12.71
8	-0.822	1.48	<MDA	7.64	-2.87	1.93	<MDA	12.71



# Units 1-16, 1-17, 1-18



## Blairsville Point Survey Form #003

Survey Serial #:	01-144
Survey Section:	1
Survey Unit:	18
Survey Sub-unit:	7

Alpha Survey Instruments				
Inst. S/N	Inst. Code	Eff. %	Corr. Fac.	Bkg. CPM
1510	6	23.6	4.24	3

Beta Survey Instruments				
Inst. S/N	Inst. Code	Eff. %	Corr. Fac.	Bkg. CPM
1593	11	37.5	2.67	287


Gamma or Beta/Gamma Instruments			
Inst. S/N	Inst. Code	Bkg.	Detection Type

Classification:	4
Survey Type:	LOWER WALL

Alpha Counting Instruments				
Inst. S/N	Inst. Code	Eff. %	Corr. Fac.	Bkg. CPM
13295	2	33.88	2.95	0.28

Beta Counting Instruments				
Inst. S/N	Inst. Code	Eff. %	Corr. Fac.	Bkg. CPM
13295	3	37.13	2.69	2.06

Survey Date:	1/24/95
Count Date:	3/1/95

Surveyor:	L. SMITH
Signature:	

Surface Description	Coordinates		Gamma at 1m	Gamma Inst.	Beta/Gamma Contact	Beta/Gamma	Contact Gross 1 min. Count	Alpha Inst.	Contact Gross 1 min. Count	Beta Inst.	Scan Contact Gross CPM		Removable DPM/100 cm2	Alpha Count	Removable DPM/100 cm2	Beta Count	Comments
	X	Y	uR/hr	Code	mR/hr	Code	Alpha	Code	Beta	Code	Max Beta	Avg Beta	Alpha	Code	Beta	Code	
SOUTH WALL	3	2	N/A	N/A	N/A	N/A	2	6	329	11	403	330	-0.82	2	-1.52	3	BLOCK
WEST WALL	2	2	N/A	N/A	N/A	N/A	1	6	341	11	469	330	-0.82	2	-4.21	3	BLOCK

**LB5100-W Low Background Counting System – Smear Analysis**

Date: 3/1/95  
 Counting Unit id: 1  
 Data file name: C:\LBXL\UNIT1\B01-144.XLD  
 Batch Ended: 3/1/95 7:55  
 Crosstalk Correction: Not Applied

Alpha activity action level (DPM): 20.00  
 Beta activity action level (DPM): 200.00  
 Certainty level for MDA and flags: 95.00%  
 High Voltage Setting: 1410

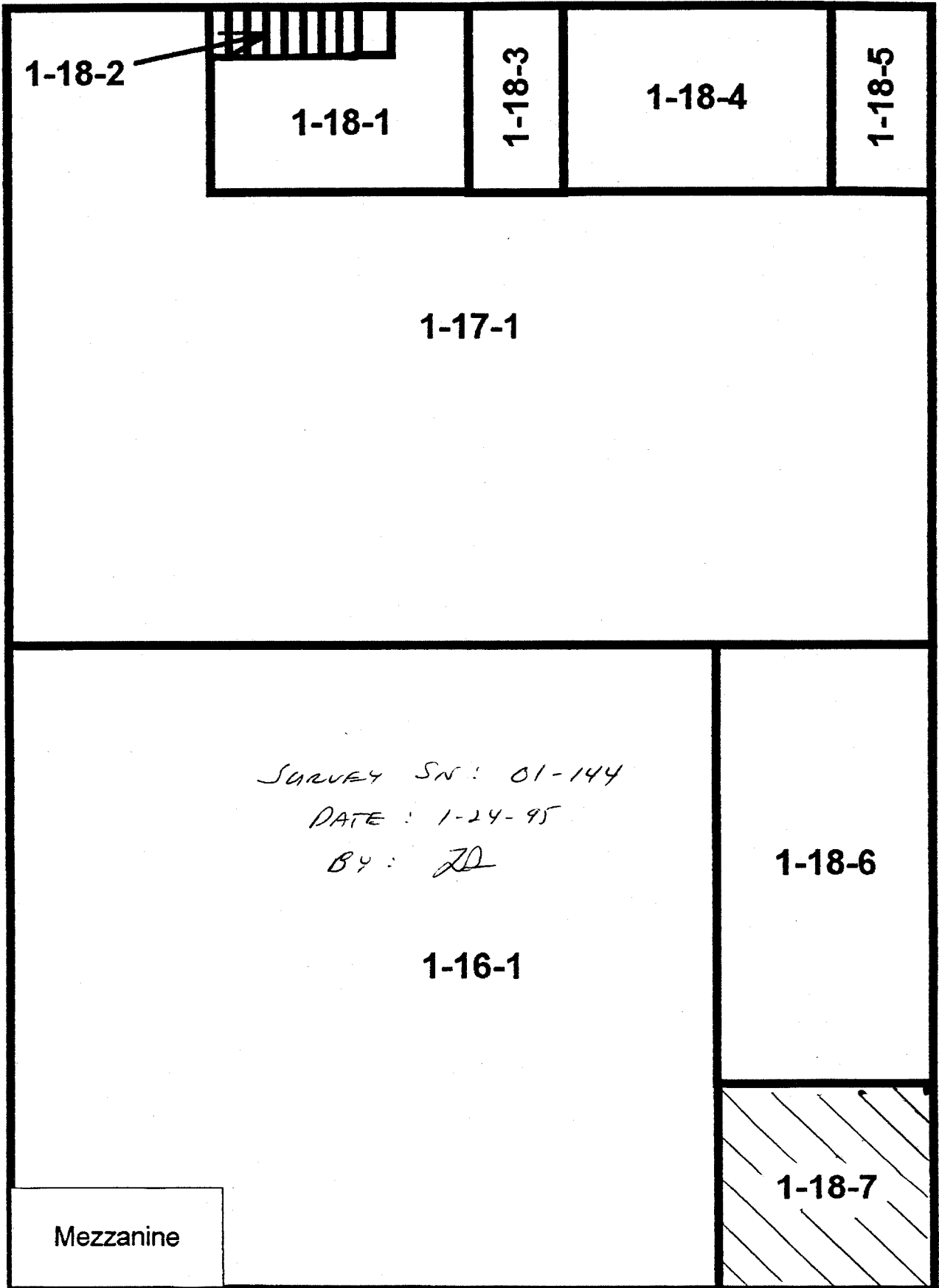
Application Revision: 3  
 Application Version: Standard

Batch ID: Blairsville1-18-7

Carrier	Alpha Activity				Beta Activity			
	DPM	$\sigma$	flags	MDA	DPM	$\sigma$	flags	MDA
9	-0.822	1.48	<MDA	7.64	-1.52	2.36	<MDA	12.71
10	-0.822	1.48	<MDA	7.64	-4.21	1.39	<MDA	12.71

Alpha efficiency log file: th230ab Alpha Efficiency: 33.88% Alpha to Beta Crosstalk: 24.12% Alpha Background (CPM): 0.278571429 Alpha Correction Factor: 1.000			
Beta efficiency log file: tc99ab Beta Efficiency: 37.13% Beta into Alpha Crosstalk: 0.03% Beta Background (CPM): 2.064285714 Beta Correction Factor: 1.000			
Count time (min)	Alpha CPM	Beta CPM	Completion Date - Time
2.00	-0.279	-0.56	3/1/95 7:53
2.00	-0.279	-1.56	3/1/95 7:55

# Units 1-16, 1-17, 1-18



1-18-2

1-18-1

1-18-3

1-18-4

1-18-5

1-17-1

SURVEY SN: 01-144  
DATE: 1-24-95  
BY: JD

1-18-6

1-16-1

1-18-7

Mezzanine

# Blairsville Point Survey Form #003

Survey Serial #:	01-145
Survey Section:	1
Survey Unit:	6
Survey Sub-unit:	1

Alpha Survey Instruments				
Inst. S/N	Inst. Code	Eff. %	Corr. Fac.	Bkg. CPM
1588	8	20.4	4.90	2


Beta Survey Instruments				
Inst. S/N	Inst. Code	Eff. %	Corr. Fac.	Bkg. CPM
1601	13	33.4	2.99	323

Gamma or Beta/Gamma Instruments			
Inst. S/N	Inst. Code	Bkg.	Detection Type
234	23	5	Gamma
1522	22	0.012	Beta / Gamma

Classification:	5
Survey Type:	LOWER

Alpha Counting Instruments				
Inst. S/N	Inst. Code	Eff. %	Corr. Fac.	Bkg. CPM
13295	2	33.88	2.95	0.28

Beta Counting Instruments				
Inst. S/N	Inst. Code	Eff. %	Corr. Fac.	Bkg. CPM
13295	3	37.13	2.69	2.06

Surveyor:	V. TAYLOR / C. VERGARI
Signature:	

Surface Description	Coordinates		Gamma at 1m uR/hr	Gamma Inst. Code	Beta/Gamma Contact mR/hr	Beta/Gamma Code	Contact Gross 1 min. Count Alpha	Alpha Inst. Code	Contact Gross 1 min. Count Beta	Beta Inst. Code	Scan Contact Gross CPM		Removable DPM/100 cm2 Alpha	Alpha Count Code	Removable DPM/100 cm2 Beta	Beta Count Code	Comments
	X	Y									Max Beta	Avg Beta					
CONCRETE FLOOR	1	0	5	23	0.008	22	3	8	357	13	442	300	-0.82	2	-2.87	3	PAINTED CONCRETE
CONCRETE FLOOR	1	-1	4	23	0.015	22	2	8	335	13	413	320	-0.82	2	-0.17	3	PAINTED CONCRETE
CONCRETE FLOOR	1	-2	5	23	0.015	22	3	8	325	13	453	340	-0.82	2	-1.52	3	PAINTED CONCRETE
CONCRETE FLOOR	1	-3	4	23	0.012	22	2	8	329	13	473	340	0.65	2	2.52	3	PAINTED CONCRETE
CONCRETE FLOOR	1	-4	5	23	0.01	22	2	8	320	13	462	300	-0.82	2	2.52	3	PAINTED CONCRETE
CONCRETE FLOOR	1	-5	5	23	0.014	22	3	8	322	13	534	380	-0.82	2	-0.17	3	PAINTED CONCRETE
CONCRETE FLOOR	1	-6	6	23	0.015	22	3	8	319	13	431	320	-0.82	2	-2.87	3	PAINTED CONCRETE
CONCRETE FLOOR	2	0	4	23	0.012	22	2	8	359	13	439	300	-0.82	2	-2.87	3	PAINTED CONCRETE
CONCRETE FLOOR	2	-1	4	23	0.009	22	0	8	337	13	466	300	3.60	2	9.25	3	PAINTED CONCRETE
CONCRETE FLOOR	2	-2	4	23	0.02	22	1	8	336	13	466	290	-0.82	2	-4.21	3	PAINTED CONCRETE
CONCRETE FLOOR	2	-3	5	23	0.016	22	2	8	317	13	467	300	-0.82	2	-0.17	3	PAINTED CONCRETE
CONCRETE FLOOR	2	-4	5	23	0.019	22	2	8	334	13	468	300	0.65	2	-1.52	3	PAINTED CONCRETE
CONCRETE FLOOR	2	-5	5	23	0.012	22	2	8	336	13	436	320	-0.82	2	2.52	3	PAINTED CONCRETE
CONCRETE FLOOR	2	-6	5	23	0.02	22	1	8	335	13	480	300	-0.82	2	-2.87	3	PAINTED CONCRETE
CONCRETE FLOOR	3	0	4	23	0.012	22	3	8	332	13	440	300	0.65	2	2.52	3	PAINTED CONCRETE
CONCRETE FLOOR	3	-1	5	23	0.015	22	2	8	368	13	385	300	0.65	2	-4.21	3	PAINTED CONCRETE
CONCRETE FLOOR	3	-2	5	23	0.006	22	3	8	340	13	423	300	-0.82	2	-5.56	3	PAINTED CONCRETE
CONCRETE FLOOR	3	-3	4	23	0.035	22	1	8	322	13	438	305	-0.82	2	-4.21	3	PAINTED CONCRETE
CONCRETE FLOOR	3	-4	4	23	0.018	22	1	8	282	13	450	310	-0.82	2	-1.52	3	PAINTED CONCRETE
CONCRETE FLOOR	3	-5	5	23	0.013	22	0	8	307	13	425	320	0.65	2	-1.52	3	PAINTED CONCRETE
CONCRETE FLOOR	3	-6	5	23	0.013	22	3	8	317	13	456	320	-0.82	2	-2.87	3	PAINTED CONCRETE
CONCRETE FLOOR	4	0	5	23	0.015	22	2	8	310	13	369	280	-0.82	2	-2.87	3	PAINTED CONCRETE
CONCRETE FLOOR	4	-1	4	23	0.011	22	1	8	299	13	374	260	0.65	2	-2.87	3	PAINTED CONCRETE

# Blairsville Point Survey Form #003

Survey Serial #:	01-145
Survey Section:	1
Survey Unit:	6
Survey Sub-unit:	1

Alpha Survey Instruments				
Inst. S/N	Inst. Code	Eff. %	Corr. Fac.	Bkg. CPM
1588	8	20.4	4.90	2

Beta Survey Instruments				
Inst. S/N	Inst. Code	Eff. %	Corr. Fac.	Bkg. CPM
1601	13	33.4	2.99	323


Gamma or Beta/Gamma Instruments			
Inst. S/N	Inst. Code	Bkg.	Detection Type
234	23	5	Gamma
1522	22	0.012	Beta / Gamma

Classification:	5
Survey Type:	LOWER

Alpha Counting Instruments				
Inst. S/N	Inst. Code	Eff. %	Corr. Fac.	Bkg. CPM
13295	2	33.88	2.95	0.28

Beta Counting Instruments				
Inst. S/N	Inst. Code	Eff. %	Corr. Fac.	Bkg. CPM
13295	3	37.13	2.69	2.06

Survey Date:	1/24/95
Count Date:	3/1/95

Surveyor:	V. TAYLOR/C. VERGARI
Signature:	

Surface Description	Coordinates		Gamma at 1m uR/hr	Gamma Inst. Code	Beta/Gamma Contact mR/hr	Beta/Gamma Code	Contact Gross 1 min. Count Alpha	Alpha Inst. Code	Contact Gross 1 min. Count Beta	Beta Inst. Code	Scan Contact Gross CPM		Removable DPM/100 cm2 Alpha	Alpha Count Code	Removable DPM/100 cm2 Beta	Beta Count Code	Comments
	X	Y									Max Beta	Avg Beta					
	CONCRETE FLOOR	4									-2	4					
CONCRETE FLOOR	4	-3	4	23	0.007	22	1	8	302	13	401	260	0.65	2	-1.52	3	PAINTED CONCRETE
CONCRETE FLOOR	4	-4	4	23	0.007	22	3	8	320	13	433	300	-0.82	2	-4.21	3	PAINTED CONCRETE
CONCRETE FLOOR	4	-5	4	23	0.017	22	2	8	376	13	386	290	-0.82	2	-2.87	3	PAINTED CONCRETE
CONCRETE FLOOR	4	-6	4	23	0.009	22	3	8	332	13	436	300	0.65	2	-2.87	3	PAINTED CONCRETE
CONCRETE FLOOR	5	0	4	23	0.008	22	3	8	255	13	388	250	-0.82	2	1.17	3	PAINTED CONCRETE
CONCRETE FLOOR	5	-1	4	23	0.007	22	1	8	246	13	348	230	0.65	2	2.52	3	PAINTED CONCRETE
CONCRETE FLOOR	5	-2	4	23	0.011	22	3	8	238	13	415	260	-0.82	2	1.17	3	PAINTED CONCRETE
CONCRETE FLOOR	5	-3	4	23	0.015	22	2	8	321	13	398	287	-0.82	2	-0.17	3	PAINTED CONCRETE
CONCRETE FLOOR	5	-4	4	23	0.014	22	2	8	330	13	421	300	-0.82	2	-1.52	3	PAINTED CONCRETE
CONCRETE FLOOR	5	-5	4	23	0.02	22	2	8	334	13	403	320	-0.82	2	-0.17	3	PAINTED CONCRETE
CONCRETE FLOOR	5	-6	5	23	0.013	22	1	8	325	13	493	300	-0.82	2	3.87	3	PAINTED CONCRETE
CONCRETE FLOOR	6	0	4	23	0.015	22	2	8	333	13	518	340	-0.82	2	-1.52	3	PAINTED CONCRETE
CONCRETE FLOOR	6	-1	4	23	0.015	22	1	8	346	13	452	350	-0.82	2	-0.17	3	PAINTED CONCRETE
CONCRETE FLOOR	6	-2	4	23	0.015	22	3	8	291	13	361	290	-0.82	2	-1.52	3	PAINTED CONCRETE
CONCRETE FLOOR	6	-3	4	23	0.009	22	2	8	317	13	379	280	-0.82	2	3.87	3	PAINTED CONCRETE
CONCRETE FLOOR	6	-4	4	23	0.025	22	1	8	326	13	434	310	-0.82	2	-4.21	3	PAINTED CONCRETE
CONCRETE FLOOR	6	-5	4	23	0.009	22	1	8	293	13	383	300	-0.82	2	2.52	3	PAINTED CONCRETE
CONCRETE FLOOR	6	-6	5	23	0.013	22	1	8	334	13	410	320	0.65	2	2.52	3	PAINTED CONCRETE
CONCRETE FLOOR	7	0	4	23	0.007	22	3	8	305	13	400	210	-0.82	2	-4.21	3	PAINTED CONCRETE
CONCRETE FLOOR	7	-1	5	23	0.01	22	3	8	314	13	455	320	-0.82	2	-2.87	3	PAINTED CONCRETE
CONCRETE FLOOR	7	-2	4	23	0.013	22	4	8	255	13	412	250	0.65	2	1.17	3	PAINTED CONCRETE
CONCRETE FLOOR	7	-3	4	23	0.006	22	3	8	321	13	335	260	-0.82	2	-0.17	3	PAINTED CONCRETE

# Blairsville Point Survey Form #003

Survey Serial #:	01-145
Survey Section:	1
Survey Unit:	6
Survey Sub-unit:	1

Alpha Survey Instruments				
Inst. S/N	Inst. Code	Eff. %	Corr. Fac.	Bkg. CPM
1588	8	20.4	4.90	2


Beta Survey Instruments				
Inst. S/N	Inst. Code	Eff. %	Corr. Fac.	Bkg. CPM
1601	13	33.4	2.99	323

Gamma or Beta/Gamma Instruments			
Inst. S/N	Inst. Code	Bkg.	Detection Type
234	23	5	Gamma
1522	22	0.012	Beta / Gamma

Classification:	5
Survey Type:	LOWER

Alpha Counting Instruments				
Inst. S/N	Inst. Code	Eff. %	Corr. Fac.	Bkg. CPM
13295	2	33.88	2.95	0.28

Beta Counting Instruments				
Inst. S/N	Inst. Code	Eff. %	Corr. Fac.	Bkg. CPM
13295	3	37.13	2.69	2.06

Surveyor:	V. TAYLOR/ C. VERGARI
Signature:	

Surface Description	Coordinates		Gamma at 1m uR/hr	Gamma Inst. Code	Beta/Gamma Contact mR/hr	Beta/Gamma Code	Contact Gross 1 min. Count Alpha	Alpha Inst. Code	Contact Gross 1 min. Count Beta	Beta Inst. Code	Scan Contact Gross CPM		Removable DPM/100 cm2 Alpha	Alpha Count Code	Removable DPM/100 cm2 Beta	Beta Count Code	Comments
											Max Beta	Avg Beta					
	X	Y															
CONCRETE FLOOR	7	-4	4	23	0.018	22	0	8	350	13	493	280	-0.82	2	-2.87	3	PAINTED CONCRETE
CONCRETE FLOOR	7	-5	4	23	0.014	22	1	8	335	13	480	360	-0.82	2	-2.87	3	PAINTED CONCRETE
CONCRETE FLOOR	7	-6	5	23	0.015	22	1	8	314	13	460	280	-0.82	2	-1.52	3	PAINTED CONCRETE
CONCRETE FLOOR	8	0	4	23	0.013	22	2	8	313	13	404	290	-0.82	2	-2.87	3	PAINTED CONCRETE
CONCRETE FLOOR	8	-1	5	23	0.008	22	1	8	300	13	450	330	-0.82	2	2.52	3	PAINTED CONCRETE
CONCRETE FLOOR	8	-2	4	23	0.014	22	3	8	253	13	459	300	-0.82	2	1.17	3	PAINTED CONCRETE
CONCRETE FLOOR	8	-3	4	23	0.013	22	3	8	292	13	402	320	-0.82	2	1.17	3	PAINTED CONCRETE
CONCRETE FLOOR	8	-4	4	23	0.013	22	1	8	289	13	479	320	-0.82	2	-1.52	3	PAINTED CONCRETE
CONCRETE FLOOR	8	-5	4	23	0.005	22	1	8	326	13	401	320	-0.82	2	-1.52	3	PAINTED CONCRETE
CONCRETE FLOOR	8	-6	5	23	0.012	22	1	8	299	13	449	310	-0.82	2	-4.21	3	PAINTED CONCRETE
CONCRETE FLOOR	9	0	5	23	0.007	22	7	8	323	13	431	310	-0.82	2	-5.56	3	PAINTED CONCRETE
CONCRETE FLOOR	9	-1	4	23	0.019	22	1	8	329	13	393	310	-0.82	2	1.17	3	PAINTED CONCRETE
CONCRETE FLOOR	9	-2	4	23	0.015	22	1	8	227	13	338	240	0.65	2	-0.17	3	PAINTED CONCRETE
CONCRETE FLOOR	9	-3	4	23	0.009	22	3	8	294	13	435	320	-0.82	2	1.17	3	PAINTED CONCRETE
CONCRETE FLOOR	9	-4	4	23	0.01	22	2	8	330	13	459	340	-0.82	2	-4.21	3	PAINTED CONCRETE
CONCRETE FLOOR	9	-5	4	23	0.015	22	2	8	314	13	329	240	-0.82	2	1.17	3	PAINTED CONCRETE
CONCRETE FLOOR	9	-6	5	23	0.011	22	2	8	307	13	374	310	-0.82	2	-2.87	3	PAINTED CONCRETE
CONCRETE FLOOR	10	0	5	23	0.012	22	0	8	306	13	397	320	-0.82	2	2.52	3	PAINTED CONCRETE
CONCRETE FLOOR	10	-1	4	23	0.009	22	2	8	289	13	452	330	-0.82	2	-2.87	3	PAINTED CONCRETE
CONCRETE FLOOR	10	-2	5	23	0.015	22	3	8	294	13	367	277	-0.82	2	-4.21	3	PAINTED CONCRETE
CONCRETE FLOOR	10	-3	5	23	0.009	22	4	8	302	13	388	240	-0.82	2	-2.87	3	PAINTED CONCRETE
CONCRETE FLOOR	10	-4	4	23	0.013	22	3	8	293	13	372	300	-0.82	2	-4.21	3	PAINTED CONCRETE
CONCRETE FLOOR	10	-5	5	23	0.013	22	2	8	293	13	444	280	0.65	2	-5.56	3	PAINTED CONCRETE

# Blairsville Point Survey Form #003

Survey Serial #:	01-145
Survey Section:	1
Survey Unit:	6
Survey Sub-unit:	1

Alpha Survey Instruments				
Inst. S/N	Inst. Code	Eff. %	Corr. Fac.	Bkg. CPM
1588	8	20.4	4.90	2

Beta Survey Instruments				
Inst. S/N	Inst. Code	Eff. %	Corr. Fac.	Bkg. CPM
1601	13	33.4	2.99	323


Gamma or Beta/Gamma Instruments			
Inst. S/N	Inst. Code	Bkg.	Detection Type
234	23	5	Gamma
1522	22	0.012	Beta / Gamma

Classification:	5
Survey Type:	LOWER

Alpha Counting Instruments				
Inst. S/N	Inst. Code	Eff. %	Corr. Fac.	Bkg. CPM
13295	2	33.88	2.95	0.28

Beta Counting Instruments				
Inst. S/N	Inst. Code	Eff. %	Corr. Fac.	Bkg. CPM
13295	3	37.13	2.69	2.06

Survey Date:	1/24/95
Count Date:	3/1/95

Surveyor:	V. TAYLOR / C. VERGARI
Signature:	

Surface Description	Coordinates		Gamma at 1m	Gamma Inst.	Beta/Gamma Contact	Beta/Gamma	Contact Gross 1 min. Count	Alpha Inst.	Contact Gross 1 min. Count	Beta Inst.	Scan Contact Gross CPM		Removable DPM/100 cm2	Alpha Count	Removable DPM/100 cm2	Beta Count	Comments
	X	Y	uR/hr	Code	mR/hr	Code	Alpha	Code	Beta	Code	Max Beta	Avg Beta	Alpha	Code	Beta	Code	
CONCRETE FLOOR	10	-6	5	23	0.011	22	2	8	297	13	431	280	0.65	2	-1.52	3	PAINTED CONCRETE
CONCRETE FLOOR	11	0	5	23	0.011	22	1	8	322	13	454	310	-0.82	2	-0.17	3	PAINTED CONCRETE
CONCRETE FLOOR	11	-1	4	23	0.011	22	2	8	305	13	399	290	-0.82	2	-4.21	3	PAINTED CONCRETE
CONCRETE FLOOR	11	-2	4	23	0.012	22	0	8	267	13	341	270	0.65	2	-1.52	3	PAINTED CONCRETE
CONCRETE FLOOR	11	-3	5	23	0.009	22	4	8	295	13	400	330	-0.82	2	-2.87	3	PAINTED CONCRETE
CONCRETE FLOOR	11	-4	4	23	0.009	22	1	8	314	13	445	325	-0.82	2	-1.52	3	PAINTED CONCRETE
CONCRETE FLOOR	11	-5	4	23	0.019	22	2	8	314	13	422	300	-0.82	2	-1.52	3	PAINTED CONCRETE
CONCRETE FLOOR	11	-6	4	23	0.017	22	2	8	304	13	394	320	-0.82	2	-4.21	3	PAINTED CONCRETE
CONCRETE FLOOR	12	0	4	23	0.015	22	3	8	340	13	422	330	-0.82	2	-1.52	3	PAINTED CONCRETE
CONCRETE FLOOR	12	-1	4	23	0.009	22	4	8	373	13	370	310	-0.82	2	-1.52	3	PAINTED CONCRETE
CONCRETE FLOOR	12	-2	5	23	0.007	22	2	8	275	13	371	290	-0.82	2	-1.52	3	PAINTED CONCRETE
CONCRETE FLOOR	12	-3	4	23	0.018	22	3	8	340	13	369	270	-0.82	2	-1.52	3	PAINTED CONCRETE
CONCRETE FLOOR	12	-4	4	23	0.019	22	1	8	330	13	415	310	-0.82	2	-2.87	3	PAINTED CONCRETE
CONCRETE FLOOR	12	-5	4	23	0.008	22	2	8	310	13	404	300	-0.82	2	-1.52	3	PAINTED CONCRETE
CONCRETE FLOOR	12	-6	5	23	0.009	22	2	8	329	13	370	290	-0.82	2	-5.56	3	PAINTED CONCRETE
CONCRETE FLOOR	13	0	5	23	0.012	22	4	8	334	13	427	310	0.65	2	-1.52	3	PAINTED CONCRETE
CONCRETE FLOOR	13	-1	5	23	0.015	22	1	8	333	13	392	300	-0.82	2	-0.17	3	PAINTED CONCRETE
CONCRETE FLOOR	13	-2	4	23	0.006	22	3	8	312	13	335	270	-0.82	2	-4.21	3	PAINTED CONCRETE
CONCRETE FLOOR	13	-3	5	23	0.013	22	4	8	341	13	410	300	-0.82	2	-1.52	3	PAINTED CONCRETE
CONCRETE FLOOR	13	-4	4	23	0.013	22	1	8	317	13	415	300	-0.82	2	-2.87	3	PAINTED CONCRETE
CONCRETE FLOOR	13	-5	4	23	0.013	22	1	8	311	13	390	280	-0.82	2	-0.17	3	PAINTED CONCRETE
CONCRETE FLOOR	13	-6	4	23	0.016	22	1	8	348	13	401	300	-0.82	2	-4.21	3	PAINTED CONCRETE
CONCRETE FLOOR	14	0	4	23	0.013	22	0	8	315	13	356	280	-0.82	2	-5.56	3	PAINTED CONCRETE



# Blairsville Point Survey Form #003

Survey Serial #:	01-145
Survey Section:	1
Survey Unit:	6
Survey Sub-unit:	1

Alpha Survey Instruments				
Inst. S/N	Inst. Code	Eff. %	Corr. Fac.	Bkg. CPM
1588	8	20.4	4.90	2

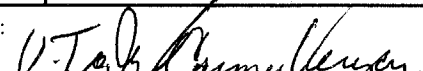
Beta Survey Instruments				
Inst. S/N	Inst. Code	Eff. %	Corr. Fac.	Bkg. CPM
1601	13	33.4	2.99	323

Gamma or Beta/Gamma Instruments			
Inst. S/N	Inst. Code	Bkg.	Detection Type
234	23	5	Gamma
1522	22	0.012	Beta / Gamma

Classification:	5
Survey Type:	LOWER

Alpha Counting Instruments				
Inst. S/N	Inst. Code	Eff. %	Corr. Fac.	Bkg. CPM
13295	2	33.88	2.95	0.28

Beta Counting Instruments				
Inst. S/N	Inst. Code	Eff. %	Corr. Fac.	Bkg. CPM
13295	3	37.13	2.69	2.06

Surveyor:	V. TAYLOR / C. VERGARI
Signature:	

Surface Description	Coordinates		Gamma at 1m	Gamma Inst.	Beta/Gamma Contact	Beta/Gamma Code	Contact Gross 1 min. Count	Alpha Inst. Code	Contact Gross 1 min. Count	Beta Inst. Code	Scan Contact Gross CPM		Removable DPM/100 cm2	Alpha Count Code	Removable DPM/100 cm2	Beta Count Code	Comments
	X	Y	uR/hr	Code	mR/hr	Code	Alpha	Beta	Code	Code	Max Beta	Avg Beta	Alpha	Beta	Beta		
CONCRETE FLOOR	14	-1	4	23	0.009	22	1	8	320	13	370	300	2.13	2	-1.52	3	PAINTED CONCRETE
CONCRETE FLOOR	14	-2	4	23	0.015	22	6	8	267	13	372	270	0.65	2	-1.52	3	PAINTED CONCRETE
CONCRETE FLOOR	14	-3	4	23	0.012	22	4	8	327	13	349	270	-0.82	2	-1.52	3	PAINTED CONCRETE
CONCRETE FLOOR	14	-4	4	23	0.018	22	5	8	335	13	346	250	-0.82	2	-0.17	3	PAINTED CONCRETE
CONCRETE FLOOR	14	-5	5	23	0.013	22	4	8	316	13	396	270	-0.82	2	-1.52	3	PAINTED CONCRETE
CONCRETE FLOOR	14	-6	4	23	0.016	22	3	8	310	13	365	290	-0.82	2	-4.21	3	PAINTED CONCRETE
CONCRETE FLOOR	15	0	5	23	0.013	22	2	8	337	13	420	300	-0.82	2	1.17	3	PAINTED CONCRETE
CONCRETE FLOOR	15	-1	5	23	0.011	22	2	8	300	13	386	280	-0.82	2	-2.87	3	PAINTED CONCRETE
CONCRETE FLOOR	15	-2	4	23	0.011	22	7	8	254	13	361	260	-0.82	2	2.52	3	PAINTED CONCRETE
CONCRETE FLOOR	15	-3	4	23	0.009	22	2	8	320	13	437	290	-0.82	2	-1.52	3	PAINTED CONCRETE
CONCRETE FLOOR	15	-4	5	23	0.008	22	4	8	322	13	426	280	-0.82	2	-2.87	3	PAINTED CONCRETE
CONCRETE FLOOR	15	-5	4	23	0.014	22	3	8	358	13	424	260	-0.82	2	-1.52	3	PAINTED CONCRETE
CONCRETE FLOOR	15	-6	5	23	0.012	22	1	8	297	13	421	300	-0.82	2	1.17	3	PAINTED CONCRETE
CONCRETE FLOOR	16	0	4	23	0.013	22	2	8	348	13	403	300	0.65	2	-2.87	3	PAINTED CONCRETE
CONCRETE FLOOR	16	-1	4	23	0.011	22	5	8	339	13	431	300	-0.82	2	-2.87	3	PAINTED CONCRETE
CONCRETE FLOOR	16	-2	4	23	0.006	22	3	8	240	13	431	200	-0.82	2	-4.21	3	PAINTED CONCRETE
CONCRETE FLOOR	16	-3	3	23	0.012	22	0	8	309	13	426	330	-0.82	2	-4.21	3	PAINTED CONCRETE
CONCRETE FLOOR	16	-4	4	23	0.009	22	2	8	320	13	396	290	-0.82	2	-5.56	3	PAINTED CONCRETE
CONCRETE FLOOR	16	-5	5	23	0.014	22	1	8	344	13	587	300	-0.82	2	-4.21	3	PAINTED CONCRETE
CONCRETE FLOOR	16	-6	4	23	0.012	22	4	8	329	13	376	270	2.13	2	-1.52	3	PAINTED CONCRETE
CONCRETE FLOOR	17	0	4	23	0.021	22	3	8	315	13	376	260	-0.82	2	-2.87	3	PAINTED CONCRETE
CONCRETE FLOOR	17	-1	3	23	0.009	22	1	8	267	13	410	300	-0.82	2	-4.21	3	PAINTED CONCRETE
CONCRETE FLOOR	17	-2	4	23	0.005	22	2	8	250	13	347	270	-0.82	2	-2.87	3	PAINTED CONCRETE

## Blairsville Point Survey Form #003

Survey Serial #:	01-145
------------------	--------

Survey Section:	1
-----------------	---

Survey Unit:	6
--------------	---

Survey Sub-unit:	1
------------------	---

Classification:	5
-----------------	---

Survey Type:	LOWER
--------------	-------

Survey Date:	1/24/95
--------------	---------

Count Date:	3/1/95
-------------	--------


Alpha Survey Instruments				
Inst. S/N	Inst. Code	Eff. %	Corr. Fac.	Bkg. CPM
1588	8	20.4	4.90	2

Alpha Counting Instruments				
Inst. S/N	Inst. Code	Eff. %	Corr. Fac.	Bkg. CPM
13295	2	33.88	2.95	0.28

Beta Survey Instruments				
Inst. S/N	Inst. Code	Eff. %	Corr. Fac.	Bkg. CPM
1601	13	33.4	2.99	323

Beta Counting Instruments				
Inst. S/N	Inst. Code	Eff. %	Corr. Fac.	Bkg. CPM
13295	3	37.13	2.69	2.06

Gamma or Beta/Gamma Instruments			
Inst. S/N	Inst. Code	Bkg.	Detection Type
234	23	5	Gamma
1522	22	0.012	Beta / Gamma

Surveyor:	V. TAYLOR/ C. VERGARI
Signature:	

Surface Description	Coordinates		Gamma at 1m	Gamma Inst.	Beta/Gamma Contact	Beta/Gamma	Contact Gross 1 min. Count	Alpha Inst.	Contact Gross 1 min. Count	Beta Inst.	Scan Contact Gross CPM		Removable DPM/100 cm2	Alpha Count	Removable DPM/100 cm2	Beta Count	Comments
	X	Y	uR/hr	Code	mR/hr	Code	Alpha	Beta	Code	Code	Max Beta	Avg Beta	Alpha	Beta	Code		
CONCRETE FLOOR	17	-3	3	23	0.014	22	2	8	270	13	374	240	-0.82	2	-0.17	3	PAINTED CONCRETE
CONCRETE FLOOR	17	-4	4	23	0.014	22	1	8	299	13	425	310	0.65	2	-1.52	3	PAINTED CONCRETE
CONCRETE FLOOR	17	-5	5	23	0.009	22	5	8	312	13	478	290	-0.82	2	-1.52	3	PAINTED CONCRETE
CONCRETE FLOOR	17	-6	4	23	0.013	22	5	8	240	13	375	220	-0.82	2	-2.87	3	PAINTED CONCRETE
CONCRETE FLOOR	18	0	4	23	0.007	22	0	8	2970	13	4470	1000	-0.82	2	-1.52	3	PAINTED CONCRETE, BY "I" BEAM
CONCRETE FLOOR	18	-1	4	23	0.011	22	3	8	355	13	880	400	-0.82	2	-4.21	3	PAINTED CONCRETE
CONCRETE FLOOR	18	-2	4	23	0.016	22	0	8	413	13	967	300	-0.82	2	-2.87	3	PAINTED CONCRETE
CONCRETE FLOOR	18	-3	5	23	0.013	22	1	8	305	13	537	300	-0.82	2	-1.52	3	PAINTED CONCRETE
CONCRETE FLOOR	18	-4	4	23	0.017	22	6	8	321	13	454	280	-0.82	2	-4.21	3	PAINTED CONCRETE
CONCRETE FLOOR	18	-5	4	23	0.009	22	2	8	311	13	654	300	0.65	2	-1.52	3	PAINTED CONCRETE
CONCRETE FLOOR	18	-6	5	23	0.019	22	3	8	257	13	680	280	0.65	2	-2.87	3	PAINTED CONCRETE

**LB5100-W Low Background Counting System -- Smear Analysis**

Date: 3/1/95  
 Counting Unit id: 1  
 Data file name: C:\LBXL\UNIT1\B01-145.XLD  
 Batch Ended: 3/1/95 12:33  
 Crosstalk Correction: Not Applied

Alpha activity action level (DPM): 20.00  
 Beta activity action level (DPM): 200.00  
 Certainty level for MDA and flags: 95.00%  
 High Voltage Setting: 1410

Application Revision: 3  
 Application Version: Standard

Alpha efficiency log file: th230ab  
 Alpha Efficiency: 33.88%  
 Alpha to Beta Crosstalk: 24.12%  
 Alpha Background (CPM): 0.278571429  
 Alpha Correction Factor: 1.000

Beta efficiency log file: tc99ab  
 Beta Efficiency: 37.13%  
 Beta into Alpha Crosstalk: 0.03%  
 Beta Background (CPM): 2.064285714  
 Beta Correction Factor: 1.000

Batch ID: Blairsville 1-6-1

Carrier	Alpha Activity				Beta Activity				Count time (min)	Alpha CPM	Beta CPM	Completion Date - Time
	DPM	$\sigma$	flags	MDA	DPM	$\sigma$	flags	MDA				
11	-0.822	1.48	<MDA	7.64	-2.87	1.93	<MDA	12.71	2.00	-0.279	-1.06	3/1/95 7:57
12	-0.822	1.48	<MDA	7.64	-0.17	2.71	<MDA	12.71	2.00	-0.279	-0.06	3/1/95 8:00
13	-0.822	1.48	<MDA	7.64	-1.52	2.36	<MDA	12.71	2.00	-0.279	-0.56	3/1/95 8:02
14	0.654	1.48	<MDA	7.64	2.52	3.32	<MDA	12.71	2.00	0.221	0.94	3/1/95 8:04
15	-0.822	1.48	<MDA	7.64	2.52	3.32	<MDA	12.71	2.00	-0.279	0.94	3/1/95 8:06
16	-0.822	1.48	<MDA	7.64	-0.17	2.71	<MDA	12.71	2.00	-0.279	-0.06	3/1/95 8:09
17	-0.822	1.48	<MDA	7.64	-2.87	1.93	<MDA	12.71	2.00	-0.279	-1.06	3/1/95 8:11
18	-0.822	1.48	<MDA	7.64	-2.87	1.93	<MDA	12.71	2.00	-0.279	-1.06	3/1/95 8:13
19	3.605	2.56	<AL	7.64	9.25	4.48	<AL	12.71	2.00	1.221	3.44	3/1/95 8:15
20	-0.822	1.48	<MDA	7.64	-4.21	1.39	<MDA	12.71	2.00	-0.279	-1.56	3/1/95 8:17
21	-0.822	1.48	<MDA	7.64	-0.17	2.71	<MDA	12.71	2.00	-0.279	-0.06	3/1/95 8:19
22	0.654	1.48	<MDA	7.64	-1.52	2.36	<MDA	12.71	2.00	0.221	-0.56	3/1/95 8:22
23	-0.822	1.48	<MDA	7.64	2.52	3.32	<MDA	12.71	2.00	-0.279	0.94	3/1/95 8:24
24	-0.822	1.48	<MDA	7.64	-2.87	1.93	<MDA	12.71	2.00	-0.279	-1.06	3/1/95 8:26
25	0.654	1.48	<MDA	7.64	2.52	3.32	<MDA	12.71	2.00	0.221	0.94	3/1/95 8:28
26	0.654	1.48	<MDA	7.64	-4.21	1.39	<MDA	12.71	2.00	0.221	-1.56	3/1/95 8:30
27	-0.822	1.48	<MDA	7.64	-5.56	1.39	<MDA	12.71	2.00	-0.279	-2.06	3/1/95 8:33
28	-0.822	1.48	<MDA	7.64	-4.21	1.39	<MDA	12.71	2.00	-0.279	-1.56	3/1/95 8:35
29	-0.822	1.48	<MDA	7.64	-1.52	2.36	<MDA	12.71	2.00	-0.279	-0.56	3/1/95 8:37
30	0.654	1.48	<MDA	7.64	-1.52	2.36	<MDA	12.71	2.00	0.221	-0.56	3/1/95 8:39
31	-0.822	1.48	<MDA	7.64	-2.87	1.93	<MDA	12.71	2.00	-0.279	-1.06	3/1/95 8:42
32	-0.822	1.48	<MDA	7.64	-2.87	1.93	<MDA	12.71	2.00	-0.279	-1.06	3/1/95 8:44
33	0.654	1.48	<MDA	7.64	-2.87	1.93	<MDA	12.71	2.00	0.221	-1.06	3/1/95 8:46
34	-0.822	1.48	<MDA	7.64	2.52	3.32	<MDA	12.71	2.00	-0.279	0.94	3/1/95 8:48

**LB5100-W Low Background Counting System – Smear Analysis**

Date: 3/1/95  
 Counting Unit id: 1  
 Data file name: C:\LBXL\UNIT1\B01-145.XLD  
 Batch Ended: 3/1/95 12:33  
 Crosstalk Correction: Not Applied

Alpha activity action level (DPM): 20.00  
 Beta activity action level (DPM): 200.00  
 Certainty level for MDA and flags: 95.00%  
 High Voltage Setting: 1410

Application Revision: 3  
 Application Version: Standard

Batch ID: Blairsville 1-6-1

Alpha efficiency log file: th230ab Alpha Efficiency: 33.88% Alpha to Beta Crosstalk: 24.12% Alpha Background (CPM): 0.278571429 Alpha Correction Factor: 1.000
Beta efficiency log file: tc99ab Beta Efficiency: 37.13% Beta into Alpha Crosstalk: 0.03% Beta Background (CPM): 2.064285714 Beta Correction Factor: 1.000

Carrier	Alpha Activity				Beta Activity				Count time (min)	Alpha CPM	Beta CPM	Completion Date - Time
	DPM	$\sigma$	flags	MDA	DPM	$\sigma$	flags	MDA				
35	0.654	1.48	<MDA	7.64	-1.52	2.36	<MDA	12.71	2.00	0.221	-0.56	3/1/95 8:50
36	-0.822	1.48	<MDA	7.64	-4.21	1.39	<MDA	12.71	2.00	-0.279	-1.56	3/1/95 8:52
37	-0.822	1.48	<MDA	7.64	-2.87	1.93	<MDA	12.71	2.00	-0.279	-1.06	3/1/95 8:55
38	0.654	1.48	<MDA	7.64	-2.87	1.93	<MDA	12.71	2.00	0.221	-1.06	3/1/95 8:57
39	-0.822	1.48	<MDA	7.64	1.17	3.03	<MDA	12.71	2.00	-0.279	0.44	3/1/95 8:59
40	0.654	1.48	<MDA	7.64	2.52	3.32	<MDA	12.71	2.00	0.221	0.94	3/1/95 9:01
41	-0.822	1.48	<MDA	7.64	1.17	3.03	<MDA	12.71	2.00	-0.279	0.44	3/1/95 9:04
42	-0.822	1.48	<MDA	7.64	-0.17	2.71	<MDA	12.71	2.00	-0.279	-0.06	3/1/95 9:06
43	-0.822	1.48	<MDA	7.64	-1.52	2.36	<MDA	12.71	2.00	-0.279	-0.56	3/1/95 9:08
44	-0.822	1.48	<MDA	7.64	-0.17	2.71	<MDA	12.71	2.00	-0.279	-0.06	3/1/95 9:10
45	-0.822	1.48	<MDA	7.64	3.87	3.58	<MDA	12.71	2.00	-0.279	1.44	3/1/95 9:12
46	-0.822	1.48	<MDA	7.64	-1.52	2.36	<MDA	12.71	2.00	-0.279	-0.56	3/1/95 9:14
47	-0.822	1.48	<MDA	7.64	-0.17	2.71	<MDA	12.71	2.00	-0.279	-0.06	3/1/95 9:17
48	-0.822	1.48	<MDA	7.64	-1.52	2.36	<MDA	12.71	2.00	-0.279	-0.56	3/1/95 9:19
49	-0.822	1.48	<MDA	7.64	3.87	3.58	<MDA	12.71	2.00	-0.279	1.44	3/1/95 9:21
50	-0.822	1.48	<MDA	7.64	-4.21	1.39	<MDA	12.71	2.00	-0.279	-1.56	3/1/95 9:23
51	-0.822	1.48	<MDA	7.64	2.52	3.32	<MDA	12.71	2.00	-0.279	0.94	3/1/95 9:26
52	0.654	1.48	<MDA	7.64	2.52	3.32	<MDA	12.71	2.00	0.221	0.94	3/1/95 9:28
53	-0.822	1.48	<MDA	7.64	-4.21	1.39	<MDA	12.71	2.00	-0.279	-1.56	3/1/95 9:30
54	-0.822	1.48	<MDA	7.64	-2.87	1.93	<MDA	12.71	2.00	-0.279	-1.06	3/1/95 9:32
55	0.654	1.48	<MDA	7.64	1.17	3.03	<MDA	12.71	2.00	0.221	0.44	3/1/95 9:34
56	-0.822	1.48	<MDA	7.64	-0.17	2.71	<MDA	12.71	2.00	-0.279	-0.06	3/1/95 9:37
57	-0.822	1.48	<MDA	7.64	-2.87	1.93	<MDA	12.71	2.00	-0.279	-1.06	3/1/95 9:39
58	-0.822	1.48	<MDA	7.64	-2.87	1.93	<MDA	12.71	2.00	-0.279	-1.06	3/1/95 9:41

**LB5100-W Low Background Counting System -- Smear Analysis**

Date: 3/1/95  
 Counting Unit id: 1  
 Data file name: C:\LBXL\UNIT1\B01-145.XLD  
 Batch Ended: 3/1/95 12:33  
 Crosstalk Correction: Not Applied

Alpha activity action level (DPM): 20.00  
 Beta activity action level (DPM): 200.00  
 Certainty level for MDA and flags: 95.00%  
 High Voltage Setting: 1410

Application Revision: 3

Application Version: Standard

Batch ID: Blairsville 1-6-1

Alpha efficiency log file: th230ab Alpha Efficiency: 33.88% Alpha to Beta Crosstalk: 24.12% Alpha Background (CPM): 0.278571429 Alpha Correction Factor: 1.000
Beta efficiency log file: tc99ab Beta Efficiency: 37.13% Beta into Alpha Crosstalk: 0.03% Beta Background (CPM): 2.064285714 Beta Correction Factor: 1.000

Carrier	Alpha Activity				Beta Activity				Count time (min)	Alpha CPM	Beta CPM	Completion Date - Time
	DPM	$\sigma$	flags	MDA	DPM	$\sigma$	flags	MDA				
59	-0.822	1.48	<MDA	7.64	-1.52	2.36	<MDA	12.71	2.00	-0.279	-0.56	3/1/95 9:43
60	-0.822	1.48	<MDA	7.64	-2.87	1.93	<MDA	12.71	2.00	-0.279	-1.06	3/1/95 9:45
61	-0.822	1.48	<MDA	7.64	2.52	3.32	<MDA	12.71	2.00	-0.279	0.94	3/1/95 9:48
62	-0.822	1.48	<MDA	7.64	1.17	3.03	<MDA	12.71	2.00	-0.279	0.44	3/1/95 9:50
63	-0.822	1.48	<MDA	7.64	1.17	3.03	<MDA	12.71	2.00	-0.279	0.44	3/1/95 9:52
64	-0.822	1.48	<MDA	7.64	-1.52	2.36	<MDA	12.71	2.00	-0.279	-0.56	3/1/95 9:54
65	-0.822	1.48	<MDA	7.64	-1.52	2.36	<MDA	12.71	2.00	-0.279	-0.56	3/1/95 9:56
66	-0.822	1.48	<MDA	7.64	-4.21	1.39	<MDA	12.71	2.00	-0.279	-1.56	3/1/95 9:59
67	-0.822	1.48	<MDA	7.64	-5.56	1.39	<MDA	12.71	2.00	-0.279	-2.06	3/1/95 10:01
68	-0.822	1.48	<MDA	7.64	1.17	3.03	<MDA	12.71	2.00	-0.279	0.44	3/1/95 10:03
69	0.654	1.48	<MDA	7.64	-0.17	2.71	<MDA	12.71	2.00	0.221	-0.06	3/1/95 10:05
70	-0.822	1.48	<MDA	7.64	1.17	3.03	<MDA	12.71	2.00	-0.279	0.44	3/1/95 10:07
71	-0.822	1.48	<MDA	7.64	-4.21	1.39	<MDA	12.71	2.00	-0.279	-1.56	3/1/95 10:09
72	-0.822	1.48	<MDA	7.64	1.17	3.03	<MDA	12.71	2.00	-0.279	0.44	3/1/95 10:12
73	-0.822	1.48	<MDA	7.64	-2.87	1.93	<MDA	12.71	2.00	-0.279	-1.06	3/1/95 10:14
74	-0.822	1.48	<MDA	7.64	2.52	3.32	<MDA	12.71	2.00	-0.279	0.94	3/1/95 10:16
75	-0.822	1.48	<MDA	7.64	-2.87	1.93	<MDA	12.71	2.00	-0.279	-1.06	3/1/95 10:18
76	-0.822	1.48	<MDA	7.64	-4.21	1.39	<MDA	12.71	2.00	-0.279	-1.56	3/1/95 10:21
77	-0.822	1.48	<MDA	7.64	-2.87	1.93	<MDA	12.71	2.00	-0.279	-1.06	3/1/95 10:23
78	-0.822	1.48	<MDA	7.64	-4.21	1.39	<MDA	12.71	2.00	-0.279	-1.56	3/1/95 10:25
79	0.654	1.48	<MDA	7.64	-5.56	1.39	<MDA	12.71	2.00	0.221	-2.06	3/1/95 10:27
80	0.654	1.48	<MDA	7.64	-1.52	2.36	<MDA	12.71	2.00	0.221	-0.56	3/1/95 10:29
81	-0.822	1.48	<MDA	7.64	-0.17	2.71	<MDA	12.71	2.00	-0.279	-0.06	3/1/95 10:32
82	-0.822	1.48	<MDA	7.64	-4.21	1.39	<MDA	12.71	2.00	-0.279	-1.56	3/1/95 10:34

**LB5100-W Low Background Counting System -- Smear Analysis**

Date: 3/1/95  
 Counting Unit id: 1  
 Data file name: C:\LBXL\UNIT1\B01-145.XLD  
 Batch Ended: 3/1/95 12:33  
 Crosstalk Correction: Not Applied

Alpha activity action level (DPM): 20.00  
 Beta activity action level (DPM): 200.00  
 Certainty level for MDA and flags: 95.00%  
 High Voltage Setting: 1410

Application Revision: 3  
 Application Version: Standard

Batch ID: Blairsville 1-6-1

Alpha efficiency log file: th230ab Alpha Efficiency: 33.88% Alpha to Beta Crosstalk: 24.12% Alpha Background (CPM): 0.278571429 Alpha Correction Factor: 1.000
Beta efficiency log file: tc99ab Beta Efficiency: 37.13% Beta into Alpha Crosstalk: 0.03% Beta Background (CPM): 2.064285714 Beta Correction Factor: 1.000

Carrier	Alpha Activity				Beta Activity				Count time (min)	Alpha CPM	Beta CPM	Completion Date - Time
	DPM	$\sigma$	flags	MDA	DPM	$\sigma$	flags	MDA				
83	0.654	1.48	<MDA	7.64	-1.52	2.36	<MDA	12.71	2.00	0.221	-0.56	3/1/95 10:36
84	-0.822	1.48	<MDA	7.64	-2.87	1.93	<MDA	12.71	2.00	-0.279	-1.06	3/1/95 10:38
85	-0.822	1.48	<MDA	7.64	-1.52	2.36	<MDA	12.71	2.00	-0.279	-0.56	3/1/95 10:40
86	-0.822	1.48	<MDA	7.64	-1.52	2.36	<MDA	12.71	2.00	-0.279	-0.56	3/1/95 10:43
87	-0.822	1.48	<MDA	7.64	-4.21	1.39	<MDA	12.71	2.00	-0.279	-1.56	3/1/95 10:45
88	-0.822	1.48	<MDA	7.64	-1.52	2.36	<MDA	12.71	2.00	-0.279	-0.56	3/1/95 10:47
89	-0.822	1.48	<MDA	7.64	-1.52	2.36	<MDA	12.71	2.00	-0.279	-0.56	3/1/95 10:49
90	-0.822	1.48	<MDA	7.64	-1.52	2.36	<MDA	12.71	2.00	-0.279	-0.56	3/1/95 10:51
91	-0.822	1.48	<MDA	7.64	-1.52	2.36	<MDA	12.71	2.00	-0.279	-0.56	3/1/95 10:54
92	-0.822	1.48	<MDA	7.64	-2.87	1.93	<MDA	12.71	2.00	-0.279	-1.06	3/1/95 10:56
93	-0.822	1.48	<MDA	7.64	-1.52	2.36	<MDA	12.71	2.00	-0.279	-0.56	3/1/95 10:58
94	-0.822	1.48	<MDA	7.64	-5.56	1.39	<MDA	12.71	2.00	-0.279	-2.06	3/1/95 11:00
95	0.654	1.48	<MDA	7.64	-1.52	2.36	<MDA	12.71	2.00	0.221	-0.56	3/1/95 11:02
96	-0.822	1.48	<MDA	7.64	-0.17	2.71	<MDA	12.71	2.00	-0.279	-0.06	3/1/95 11:05
97	-0.822	1.48	<MDA	7.64	-4.21	1.39	<MDA	12.71	2.00	-0.279	-1.56	3/1/95 11:07
98	-0.822	1.48	<MDA	7.64	-1.52	2.36	<MDA	12.71	2.00	-0.279	-0.56	3/1/95 11:09
99	-0.822	1.48	<MDA	7.64	-2.87	1.93	<MDA	12.71	2.00	-0.279	-1.06	3/1/95 11:11
100	-0.822	1.48	<MDA	7.64	-0.17	2.71	<MDA	12.71	2.00	-0.279	-0.06	3/1/95 11:13
1	-0.822	1.48	<MDA	7.64	-4.21	1.39	<MDA	12.71	2.00	-0.279	-1.56	3/1/95 11:16
2	-0.822	1.48	<MDA	7.64	-5.56	1.39	<MDA	12.71	2.00	-0.279	-2.06	3/1/95 11:18
3	2.129	2.09	<AL	7.64	-1.52	2.36	<MDA	12.71	2.00	0.721	-0.56	3/1/95 11:20
4	0.654	1.48	<MDA	7.64	-1.52	2.36	<MDA	12.71	2.00	0.221	-0.56	3/1/95 11:22
5	-0.822	1.48	<MDA	7.64	-1.52	2.36	<MDA	12.71	2.00	-0.279	-0.56	3/1/95 11:24
6	-0.822	1.48	<MDA	7.64	-0.17	2.71	<MDA	12.71	2.00	-0.279	-0.06	3/1/95 11:27

**LB5100-W Low Background Counting System – Smear Analysis**

Date: 3/1/95  
 Counting Unit id: 1  
 Data file name: C:\LBXL\UNIT1\B01-145.XLD  
 Batch Ended: 3/1/95 12:33  
 Crosstalk Correction: Not Applied

Alpha activity action level (DPM): 20.00  
 Beta activity action level (DPM): 200.00  
 Certainty level for MDA and flags: 95.00%  
 High Voltage Setting: 1410

Application Revision: 3  
 Application Version: Standard

Alpha efficiency log file: th230ab  
 Alpha Efficiency: 33.88%  
 Alpha to Beta Crosstalk: 24.12%  
 Alpha Background (CPM): 0.278571429  
 Alpha Correction Factor: 1.000

Beta efficiency log file: tc99ab  
 Beta Efficiency: 37.13%  
 Beta into Alpha Crosstalk: 0.03%  
 Beta Background (CPM): 2.064285714  
 Beta Correction Factor: 1.000

Batch ID: Blairsville 1-6-1

Carrier	Alpha Activity				Beta Activity				Count time (min)	Alpha CPM	Beta CPM	Completion Date - Time
	DPM	$\sigma$	flags	MDA	DPM	$\sigma$	flags	MDA				
7	-0.822	1.48	<MDA	7.64	-1.52	2.36	<MDA	12.71	2.00	-0.279	-0.56	3/1/95 11:29
8	-0.822	1.48	<MDA	7.64	-4.21	1.39	<MDA	12.71	2.00	-0.279	-1.56	3/1/95 11:31
9	-0.822	1.48	<MDA	7.64	1.17	3.03	<MDA	12.71	2.00	-0.279	0.44	3/1/95 11:33
10	-0.822	1.48	<MDA	7.64	-2.87	1.93	<MDA	12.71	2.00	-0.279	-1.06	3/1/95 11:35
11	-0.822	1.48	<MDA	7.64	2.52	3.32	<MDA	12.71	2.00	-0.279	0.94	3/1/95 11:38
12	-0.822	1.48	<MDA	7.64	-1.52	2.36	<MDA	12.71	2.00	-0.279	-0.56	3/1/95 11:40
13	-0.822	1.48	<MDA	7.64	-2.87	1.93	<MDA	12.71	2.00	-0.279	-1.06	3/1/95 11:42
14	-0.822	1.48	<MDA	7.64	-1.52	2.36	<MDA	12.71	2.00	-0.279	-0.56	3/1/95 11:44
15	-0.822	1.48	<MDA	7.64	1.17	3.03	<MDA	12.71	2.00	-0.279	0.44	3/1/95 11:46
16	0.654	1.48	<MDA	7.64	-2.87	1.93	<MDA	12.71	2.00	0.221	-1.06	3/1/95 11:49
17	-0.822	1.48	<MDA	7.64	-2.87	1.93	<MDA	12.71	2.00	-0.279	-1.06	3/1/95 11:51
18	-0.822	1.48	<MDA	7.64	-4.21	1.39	<MDA	12.71	2.00	-0.279	-1.56	3/1/95 11:53
19	-0.822	1.48	<MDA	7.64	-4.21	1.39	<MDA	12.71	2.00	-0.279	-1.56	3/1/95 11:55
20	-0.822	1.48	<MDA	7.64	-5.56	1.39	<MDA	12.71	2.00	-0.279	-2.06	3/1/95 11:57
21	-0.822	1.48	<MDA	7.64	-4.21	1.39	<MDA	12.71	2.00	-0.279	-1.56	3/1/95 12:00
22	2.129	2.09	<AL	7.64	-1.52	2.36	<MDA	12.71	2.00	0.721	-0.56	3/1/95 12:02
23	-0.822	1.48	<MDA	7.64	-2.87	1.93	<MDA	12.71	2.00	-0.279	-1.06	3/1/95 12:04
24	-0.822	1.48	<MDA	7.64	-4.21	1.39	<MDA	12.71	2.00	-0.279	-1.56	3/1/95 12:06
25	-0.822	1.48	<MDA	7.64	-2.87	1.93	<MDA	12.71	2.00	-0.279	-1.06	3/1/95 12:08
26	-0.822	1.48	<MDA	7.64	-0.17	2.71	<MDA	12.71	2.00	-0.279	-0.06	3/1/95 12:11
27	0.654	1.48	<MDA	7.64	-1.52	2.36	<MDA	12.71	2.00	0.221	-0.56	3/1/95 12:13
28	-0.822	1.48	<MDA	7.64	-1.52	2.36	<MDA	12.71	2.00	-0.279	-0.56	3/1/95 12:15
29	-0.822	1.48	<MDA	7.64	-2.87	1.93	<MDA	12.71	2.00	-0.279	-1.06	3/1/95 12:17
30	-0.822	1.48	<MDA	7.64	-1.52	2.36	<MDA	12.71	2.00	-0.279	-0.56	3/1/95 12:20

**LB5100-W Low Background Counting System -- Smear Analysis**

Date: 3/1/95  
 Counting Unit id: 1  
 Data file name: C:\LBXL\UNIT1\B01-145.XLD  
 Batch Ended: 3/1/95 12:33  
 Crosstalk Correction: Not Applied

Alpha activity action level (DPM): 20.00  
 Beta activity action level (DPM): 200.00  
 Certainty level for MDA and flags: 95.00%  
 High Voltage Setting: 1410

Application Revision: 3  
 Application Version: Standard

Alpha efficiency log file: th230ab Alpha Efficiency: 33.88% Alpha to Beta Crosstalk: 24.12% Alpha Background (CPM): 0.278571429 Alpha Correction Factor: 1.000
Beta efficiency log file: tc99ab Beta Efficiency: 37.13% Beta into Alpha Crosstalk: 0.03% Beta Background (CPM): 2.064285714 Beta Correction Factor: 1.000
Count     Alpha     Beta     Completion time (min)   CPM     CPM     Date - Time
2.00     -0.279     -1.56     3/1/95 12:22
2.00     -0.279     -1.06     3/1/95 12:24
2.00     -0.279     -0.56     3/1/95 12:26
2.00     -0.279     -1.56     3/1/95 12:28
2.00     0.221     -0.56     3/1/95 12:30
2.00     0.221     -1.06     3/1/95 12:33

Batch ID: Blairsville 1-6-1

Carrier	Alpha Activity				Beta Activity			
	DPM	$\sigma$	flags	MDA	DPM	$\sigma$	flags	MDA
31	-0.822	1.48	<MDA	7.64	-4.21	1.39	<MDA	12.71
32	-0.822	1.48	<MDA	7.64	-2.87	1.93	<MDA	12.71
33	-0.822	1.48	<MDA	7.64	-1.52	2.36	<MDA	12.71
34	-0.822	1.48	<MDA	7.64	-4.21	1.39	<MDA	12.71
35	0.654	1.48	<MDA	7.64	-1.52	2.36	<MDA	12.71
36	0.654	1.48	<MDA	7.64	-2.87	1.93	<MDA	12.71

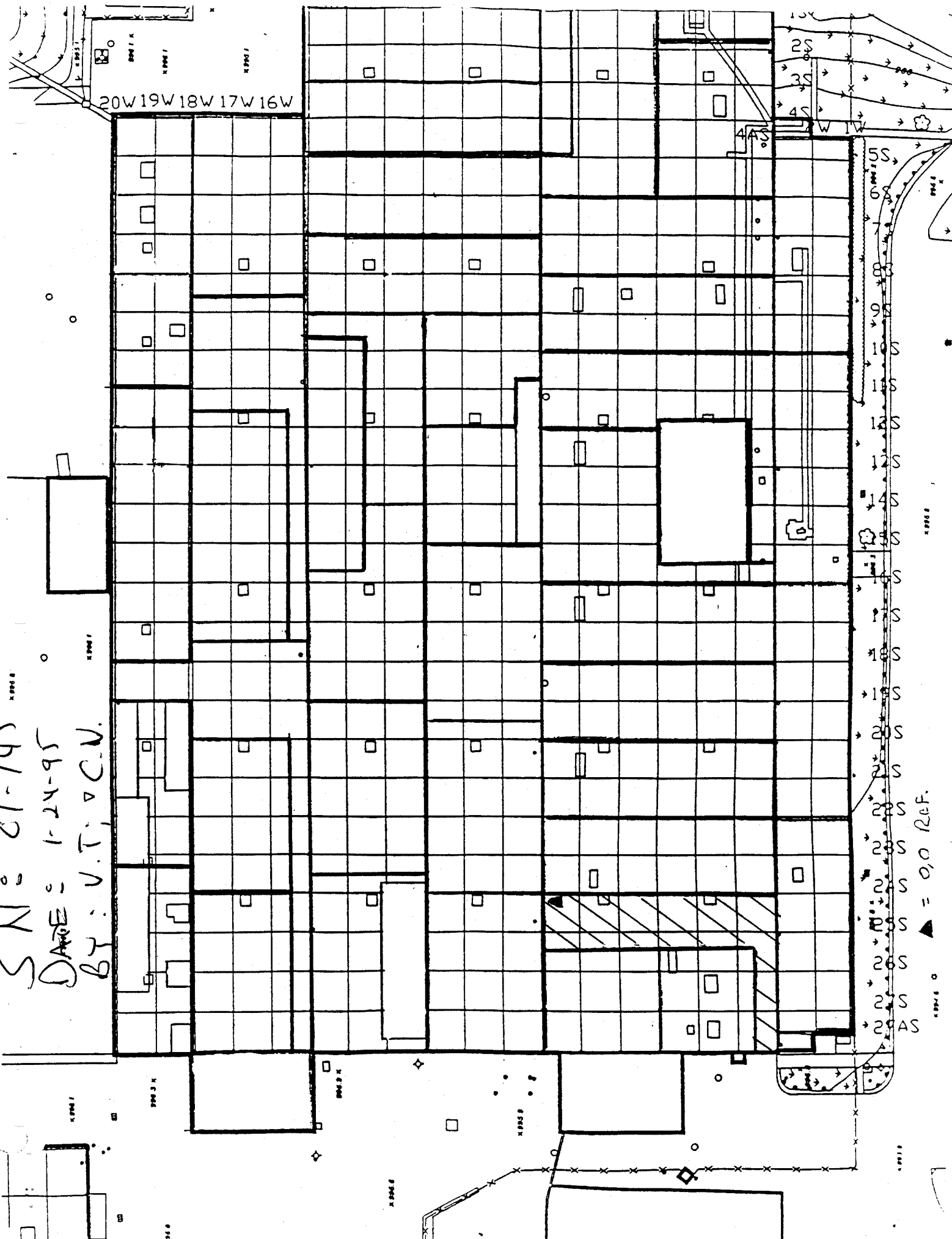


20W 19W 18W 17W 16W

SN: 01-145  
DATE: 1-24-95  
BY: V.T. V.C.V.

2S  
3S  
4S  
5S  
6S  
7S  
8S  
9S  
10S  
11S  
12S  
13S  
14S  
15S  
16S  
17S  
18S  
19S  
20S  
21S  
22S  
23S  
24S  
25S  
26S  
27S  
28S  
29S

▲ = 0.0 Ref.



# Blairsville Point Survey Form #003

Survey Serial #:	01-146
Survey Section:	1
Survey Unit:	6
Survey Sub-unit:	1

Alpha Survey Instruments				
Inst. S/N	Inst. Code	Eff. %	Corr. Fac.	Bkg. CPM
1510	6	23.6	4.24	4

Beta Survey Instruments				
Inst. S/N	Inst. Code	Eff. %	Corr. Fac.	Bkg. CPM
1593	11	37.5	2.67	243

Gamma or Beta/Gamma Instruments			
Inst. S/N	Inst. Code	Bkg.	Detection Type
234	23	4	Gamma
1522	22	0.013	Beta / Gamma

Classification:	5
Survey Type:	LOWER

Alpha Counting Instruments				
Inst. S/N	Inst. Code	Eff. %	Corr. Fac.	Bkg. CPM
13295	2	33.88	2.95	0.28

Beta Counting Instruments				
Inst. S/N	Inst. Code	Eff. %	Corr. Fac.	Bkg. CPM
13295	3	37.13	2.69	2.06

Survey Date:	1/25/95
Count Date:	3/2/95

Surveyor:	V. TAYLOR / C. VERGARI
Signature:	<i>V. Taylor / C. Vergari</i>

Surface Description	Coordinates		Gamma at 1m	Gamma Inst.	Beta/Gamma Contact	Beta/Gamma Code	Contact Gross 1 min. Count	Alpha Inst. Code	Contact Gross 1 min. Count	Beta Inst. Code	Scan Contact Gross CPM		Removable DPM/100 cm2	Alpha Count Code	Removable DPM/100 cm2	Beta Count Code	Comments
	X	Y	uR/hr	Code	mR/hr	Code	Alpha	Beta	Code	Code	Max Beta	Avg Beta	Alpha	Beta	Beta		
FLOOR, CONCRETE	19	0	4	23	0.011	22	1	6	429	11	1790	400	-0.82	2	1.17	3	PAINTED
FLOOR, METAL	19	-1	5	23	0.013	22	2	6	155	11	334	210	-0.82	2	-0.17	3	PAINTED
FLOOR, CONCRETE	19	-2	4	23	0.012	22	2	6	288	11	290	180	-0.82	2	-2.87	3	PAINTED
FLOOR, CONCRETE	19	-3	4	23	0.013	22	1	6	227	11	836	320	-0.82	2	-4.21	3	PAINTED
FLOOR, CONCRETE	19	-4	5	23	0.009	22	5	6	217	11	479	220	-0.82	2	-2.87	3	PAINTED
FLOOR, CONCRETE	19	-5	4	23	0.022	22	5	6	305	11	360	210	0.65	2	-2.87	3	PAINTED
FLOOR, CONCRETE	19	-6	5	23	0.008	22	1	6	362	11	1510	240	-0.82	2	-4.21	3	PAINTED
FLOOR, CONCRETE	20	0	4	23	0.009	22	1	6	247	11	389	270	-0.82	2	-4.21	3	PAINTED
FLOOR, METAL	20	-1	4	23	0.014	22	5	6	167	11	354	210	0.65	2	-2.87	3	PAINTED
FLOOR, CONCRETE	20	-2	4	23	0.014	22	3	6	219	11	248	170	-0.82	2	-2.87	3	PAINTED
FLOOR, CONCRETE	20	-3	5	23	0.018	22	2	6	233	11	1310	240	0.65	2	-1.52	3	PAINTED
FLOOR, CONCRETE	20	-4	5	23	0.01	22	2	6	270	11	486	250	-0.82	2	-0.17	3	PAINTED
FLOOR, CONCRETE	20	-5	5	23	0.011	22	1	6	220	11	435	270	-0.82	2	-4.21	3	PAINTED
FLOOR, CONCRETE	20	-6	5	23	0.01	22	1	6	259	11	511	260	-0.82	2	-4.21	3	PAINTED
FLOOR, CONCRETE	21	0	4	23	0.013	22	4	6	379	11	640	400	-0.82	2	-1.52	3	PAINTED
FLOOR, METAL	21	-1	4	23	0.005	22	1	6	166	11	365	190	-0.82	2	6.56	3	PAINTED
FLOOR, CONCRETE	21	-2	4	23	0.01	22	3	6	288	11	335	200	-0.82	2	-4.21	3	PAINTED
FLOOR, CONCRETE	21	-3	4	23	0.013	22	1	6	212	11	1100	300	-0.82	2	-1.52	3	PAINTED
FLOOR, CONCRETE	21	-4	4	23	0.009	22	2	6	374	11	758	300	0.65	2	-1.52	3	PAINTED
FLOOR, CONCRETE	21	-5	5	23	0.015	22	4	6	261	11	358	260	-0.82	2	-1.52	3	PAINTED
FLOOR, CONCRETE	21	-6	5	23	0.013	22	5	6	702	11	4010	400	0.65	2	-1.52	3	PAINTED
FLOOR, CONCRETE	22	0	4	23	0.009	22	0	6	272	11	676	270	-0.82	2	2.52	3	PAINTED
FLOOR, CONCRETE	22	-1	4	23	0.01	22	2	6	150	11	482	240	0.65	2	2.52	3	PAINTED

# Blairsville Point Survey Form #003

Survey Serial #:	01-146
Survey Section:	1
Survey Unit:	6
Survey Sub-unit:	1

Alpha Survey Instruments				
Inst. S/N	Inst. Code	Eff. %	Corr. Fac.	Bkg. CPM
1510	6	23.6	4.24	4


Beta Survey Instruments				
Inst. S/N	Inst. Code	Eff. %	Corr. Fac.	Bkg. CPM
1593	11	37.5	2.67	243

Gamma or Beta/Gamma Instruments			
Inst. S/N	Inst. Code	Bkg.	Detection Type
234	23	4	Gamma
1522	22	0.013	Beta / Gamma

Classification:	5
Survey Type:	LOWER

Alpha Counting Instruments				
Inst. S/N	Inst. Code	Eff. %	Corr. Fac.	Bkg. CPM
13295	2	33.88	2.95	0.28

Beta Counting Instruments				
Inst. S/N	Inst. Code	Eff. %	Corr. Fac.	Bkg. CPM
13295	3	37.13	2.69	2.06

Surveyor:	V. TAYLOR/ C. VERGARI
Signature:	

Surface Description	Coordinates		Gamma at 1m	Gamma Inst.	Beta/Gamma Contact	Beta/Gamma Code	Contact Gross 1 min. Count	Alpha Inst.	Contact Gross 1 min. Count	Beta Inst.	Scan Contact Gross CPM		Removable DPM/100 cm2	Alpha Count	Removable DPM/100 cm2	Beta Count	Comments
	X	Y	uR/hr	Code	mR/hr	Code	Alpha	Beta	Code	Code	Max Beta	Avg Beta	Alpha	Beta	Code		
FLOOR, CONCRETE	22	-2	4	23	0.009	22	3	6	251	11	449	220	-0.82	2	-0.17	3	PAINTED
FLOOR, CONCRETE	22	-3	4	23	0.013	22	4	6	231	11	1020	240	0.65	2	-4.21	3	PAINTED
FLOOR, CONCRETE	22	-4	5	23	0.007	22	5	6	403	11	497	260	0.65	2	5.21	3	PAINTED
FLOOR, CONCRETE	22	-5	5	23	0.016	22	2	6	220	11	561	260	-0.82	2	-1.52	3	PAINTED
FLOOR, CONCRETE	22	-6	5	23	0.01	22	2	6	416	11	1190	400	0.65	2	-4.21	3	PAINTED
FLOOR, CONCRETE	22	-7	5	23	0.015	22	3	6	390	11	436	300	-0.82	2	-2.87	3	PAINTED
FLOOR, CONCRETE	22	-8	5	23	0.013	22	3	6	317	11	456	300	-0.82	2	-1.52	3	PAINTED
FLOOR, CONCRETE	23	0	4	23	0.009	22	4	6	256	11	360	200	-0.82	2	1.17	3	PAINTED
FLOOR, CONCRETE	23	-1	4	23	0.006	22	3	6	156	11	389	200	-0.82	2	-1.52	3	PAINTED
FLOOR, CONCRETE	23	-2	5	23	0.009	22	3	6	264	11	389	225	-0.82	2	-5.56	3	PAINTED
FLOOR, CONCRETE	23	-3	5	23	0.013	22	2	6	237	11	378	220	-0.82	2	-5.56	3	PAINTED
FLOOR, CONCRETE	23	-4	4	23	0.017	22	2	6	265	11	360	220	-0.82	2	-0.17	3	PAINTED
FLOOR, CONCRETE	23	-5	5	23	0.011	22	3	6	235	11	316	200	-0.82	2	-1.52	3	PAINTED
FLOOR, CONCRETE	23	-6	5	23	0.015	22	2	6	283	11	449	290	-0.82	2	-4.21	3	PAINTED
FLOOR, CONCRETE	23	-7	5	23	0.022	22	1	6	221	11	411	260	0.65	2	-2.87	3	PAINTED
FLOOR, CONCRETE	23	-8	5	23	0.013	22	2	6	258	11	519	230	-0.82	2	1.17	3	PAINTED
FLOOR, CONCRETE	23	-9	5	23	0.011	22	2	6	211	11	334	220	-0.82	2	-1.52	3	PAINTED
FLOOR, CONCRETE	24	0	4	23	0.011	22	0	6	268	11	304	230	-0.82	2	-1.52	3	PAINTED
FLOOR, CONCRETE	24	-1	5	23	0.011	22	0	6	155	11	342	180	-0.82	2	1.17	3	PAINTED
FLOOR, CONCRETE	24	-2	5	23	0.015	22	4	6	263	11	313	240	-0.82	2	2.52	3	PAINTED
FLOOR, CONCRETE	24	-3	5	23	0.012	22	3	6	372	11	995	300	-0.82	2	-1.52	3	PAINTED
FLOOR, CONCRETE	24	-4	5	23	0.017	22	2	6	255	11	321	220	-0.82	2	2.52	3	PAINTED
FLOOR, CONCRETE	24	-5	5	23	0.013	22	4	6	239	11	342	220	-0.82	2	-4.21	3	PAINTED

# Blairsville Point Survey Form #003

Survey Serial #:	01-146
Survey Section:	1
Survey Unit:	6
Survey Sub-unit:	1

Alpha Survey Instruments				
Inst.	Inst.		Corr.	Bkg.
S/N	Code	Eff. %	Fac.	CPM
1510	6	23.6	4.24	4

Beta Survey Instruments				
Inst.	Inst.		Corr.	Bkg.
S/N	Code	Eff. %	Fac.	CPM
1593	11	37.5	2.67	243

Gamma or Beta/Gamma Instruments			
Inst.	Inst.		Detection
S/N	Code	Bkg.	Type
234	23	4	Gamma
1522	22	0.013	Beta / Gamma

Classification:	5
Survey Type:	LOWER

Alpha Counting Instruments				
Inst.	Inst.		Corr.	Bkg.
S/N	Code	Eff. %	Fac.	CPM
13295	2	33.88	2.95	0.28

Beta Counting Instruments				
Inst.	Inst.		Corr.	Bkg.
S/N	Code	Eff. %	Fac.	CPM
13295	3	37.13	2.69	2.06

Survey Date:	1/25/95
Count Date:	3/2/95

Surveyor:	V. TAYLOR/ C. VERGARI
Signature:	<i>V. Taylor / Carmen Vergari</i>

Surface Description	Coordinates		Gamma at 1m	Gamma Inst.	Beta/Gamma Contact	Beta/ Gamma Code	Contact Gross 1 min. Count	Alpha Inst. Code	Contact Gross 1 min. Count	Beta Inst. Code	Scan Contact Gross CPM		Removable DPM/100 cm2	Alpha Count Code	Removable DPM/100 cm2	Beta Count Code	Comments
	X	Y	uR/hr	Code	mR/hr	Code	Alpha	Beta	Code	Code	Max Beta	Avg Beta	Alpha	Beta	Code		
	FLOOR, CONCRETE	24	-6	5	23	0.01	22	4	6	261	11	1280	260	-0.82	2	2.52	
FLOOR, CONCRETE	24	-7	5	23	0.013	22	2	6	324	11	529	380	0.65	2	-2.87	3	PAINTED
FLOOR, CONCRETE	24	-8	6	23	0.018	22	2	6	375	11	434	280	-0.82	2	1.17	3	PAINTED
FLOOR, CONCRETE	24	-9	5	23	0.009	22	0	6	299	11	379	250	0.65	2	-4.21	3	PAINTED
FLOOR, CONCRETE	25	0	4	23	0.012	22	1	6	283	11	391	300	-0.82	2	-2.87	3	PAINTED
FLOOR, CONCRETE	25	-1	5	23	0.017	22	2	6	138	11	390	210	-0.82	2	1.17	3	PAINTED
FLOOR, CONCRETE	25	-2	5	23	0.016	22	1	6	222	11	332	230	-0.82	2	1.17	3	PAINTED
FLOOR, CONCRETE	25	-3	5	23	0.014	22	5	6	395	11	1020	320	0.65	2	-4.21	3	PAINTED
FLOOR, CONCRETE	25	-4	5	23	0.014	22	1	6	297	11	418	300	-0.82	2	-5.56	3	PAINTED
FLOOR, CONCRETE	25	-5	6	23	0.008	22	1	6	261	11	409	220	-0.82	2	-5.56	3	PAINTED
FLOOR, CONCRETE	25	-6	5	23	0.017	22	1	6	265	11	414	290	-0.82	2	-0.17	3	PAINTED
FLOOR, CONCRETE	25	-7	5	23	0.013	22	1	6	268	11	278	220	-0.82	2	-1.52	3	PAINTED
FLOOR, CONCRETE	25	-8	5	23	0.021	22	2	6	222	11	333	220	-0.82	2	-0.17	3	PAINTED
FLOOR, CONCRETE	25	-9	6	23	0.011	22	3	6	346	11	309	230	3.60	2	2.52	3	PAINTED
FLOOR, CONCRETE	26	0	4	23	0.009	22	0	6	310	11	360	240	0.65	2	-1.52	3	PAINTED
FLOOR, CONCRETE	26	-1	4	23	0.009	22	2	6	145	11	354	200	-0.82	2	-1.52	3	PAINTED
FLOOR, CONCRETE	26	-2	5	23	0.018	22	5	6	218	11	451	220	-0.82	2	-1.52	3	PAINTED
FLOOR, CONCRETE	26	-3	5	23	0.012	22	2	6	469	11	499	280	-0.82	2	2.52	3	PAINTED
FLOOR, CONCRETE	26	-4	5	23	0.009	22	12	6	360	11	646	370	-0.82	2	-2.87	3	PAINTED
FLOOR, CONCRETE	26	-5	6	23	0.011	22	1	6	380	11	488	320	-0.82	2	-1.52	3	PAINTED
FLOOR, CONCRETE	26	-6	5	23	0.013	22	1	6	375	11	927	400	-0.82	2	-0.17	3	PAINTED
FLOOR, CONCRETE	26	-7	5	23	0.008	22	2	6	254	11	342	220	-0.82	2	-2.87	3	PAINTED
FLOOR, CONCRETE	26	-8	5	23	0.014	22	0	6	321	11	340	260	-0.82	2	1.17	3	PAINTED

## Blairsville Point Survey Form #003

Survey Serial #:	01-146
Survey Section:	1
Survey Unit:	6
Survey Sub-unit:	1

Alpha Survey Instruments				
Inst. S/N	Inst. Code	Eff. %	Corr. Fac.	Bkg. CPM
1510	6	23.6	4.24	4

Beta Survey Instruments				
Inst. S/N	Inst. Code	Eff. %	Corr. Fac.	Bkg. CPM
1593	11	37.5	2.67	243


Gamma or Beta/Gamma Instruments			
Inst. S/N	Inst. Code	Bkg.	Detection Type
234	23	4	Gamma
1522	22	0.013	Beta / Gamma

Classification:	5
Survey Type:	LOWER

Alpha Counting Instruments				
Inst. S/N	Inst. Code	Eff. %	Corr. Fac.	Bkg. CPM
13295	2	33.88	2.95	0.28

Beta Counting Instruments				
Inst. S/N	Inst. Code	Eff. %	Corr. Fac.	Bkg. CPM
13295	3	37.13	2.69	2.06

Survey Date:	1/25/95
Count Date:	3/2/95

Surveyor:	V. TAYLOR/ C. VERGARI
Signature:	

Surface Description	Coordinates		Gamma at 1m	Gamma Inst.	Beta/Gamma Contact	Beta/Gamma Code	Contact Gross 1 min. Count	Alpha Inst.	Contact Gross 1 min. Count	Beta Inst.	Scan Contact Gross CPM		Removable DPM/100 cm2	Alpha Count	Removable DPM/100 cm2	Beta Count	Comments
	X	Y	uR/hr	Code	mR/hr	Code	Alpha	Code	Beta	Code	Max Beta	Avg Beta	Alpha	Code	Beta	Code	
FLOOR, CONCRETE	26	-9	5	23	0.014	22	2	6	276	11	320	210	-0.82	2	-1.52	3	PAINTED
FLOOR, CONCRETE	27	0	4	23	0.01	22	5	6	215	11	338	230	0.65	2	-5.56	3	PAINTED
FLOOR, CONCRETE	27	-1	4	23	0.008	22	5	6	172	11	344	200	-0.82	2	-4.21	3	PAINTED
FLOOR, CONCRETE	27	-2	5	23	0.012	22	1	6	240	11	330	200	-0.82	2	-2.87	3	PAINTED
FLOOR, CONCRETE	27	-3	4	23	0.009	22	4	6	244	11	1050	360	-0.82	2	1.17	3	PAINTED
FLOOR, CONCRETE	27	-4	5	23	0.021	22	1	6	624	11	794	360	-0.82	2	-2.87	3	PAINTED
FLOOR, CONCRETE	27	-5	5	23	0.009	22	3	6	293	11	460	260	-0.82	2	-2.87	3	PAINTED
FLOOR, CONCRETE	27	-6	5	23	0.015	22	0	6	231	11	453	280	-0.82	2	-2.87	3	PAINTED
FLOOR, CONCRETE	27	-7	6	23	0.013	22	2	6	263	11	290	200	-0.82	2	-4.21	3	PAINTED
FLOOR, CONCRETE	27	-8	6	23	0.012	22	2	6	249	11	305	220	0.65	2	-2.87	3	PAINTED
FLOOR, CONCRETE	27	-9	5	23	0.008	22	0	6	222	11	300	170	-0.82	2	5.21	3	PAINTED
FLOOR, CONCRETE	28	0	5	23	0.015	22	4	6	279	11	341	280	-0.82	2	-1.52	3	PAINTED
FLOOR, CONCRETE	28	-1	5	23	0.012	22	3	6	147	11	280	210	-0.82	2	-1.52	3	PAINTED
FLOOR, CONCRETE	28	-2	5	23	0.009	22	2	6	241	11	337	220	-0.82	2	-2.87	3	PAINTED
FLOOR, CONCRETE	28	-3	5	23	0.01	22	1	6	264	11	288	170	-0.82	2	5.21	3	PAINTED
FLOOR, CONCRETE	28	-4	5	23	0.017	22	2	6	245	11	349	250	-0.82	2	-1.52	3	PAINTED
FLOOR, CONCRETE	28	-5	5	23	0.018	22	1	6	278	11	350	270	-0.82	2	3.87	3	PAINTED
FLOOR, CONCRETE	28	-6	5	23	0.009	22	4	6	244	11	418	300	-0.82	2	-1.52	3	PAINTED
FLOOR, CONCRETE	28	-7	5	23	0.009	22	0	6	237	11	342	270	0.65	2	-1.52	3	PAINTED
FLOOR, CONCRETE	28	-8	5	23	0.005	22	0	6	283	11	349	220	-0.82	2	-4.21	3	PAINTED
FLOOR, CONCRETE	28	-9	5	23	0.012	22	1	6	279	11	233	210	-0.82	2	-0.17	3	PAINTED
FLOOR, CONCRETE	29	0	5	23	0.01	22	0	6	236	11	312	210	-0.82	2	1.17	3	PAINTED
FLOOR, CONCRETE	29	-1	4	23	0.009	22	3	6	216	11	301	200	-0.82	2	-4.21	3	PAINTED

# Blairsville Point Survey Form #003

Survey Serial #:	01-146
Survey Section:	1
Survey Unit:	6
Survey Sub-unit:	1

Alpha Survey Instruments				
Inst. S/N	Inst. Code	Eff. %	Corr. Fac.	Bkg. CPM
1510	6	23.6	4.24	4

Beta Survey Instruments				
Inst. S/N	Inst. Code	Eff. %	Corr. Fac.	Bkg. CPM
1593	11	37.5	2.67	243

Gamma or Beta/Gamma Instruments			
Inst. S/N	Inst. Code	Bkg.	Detection Type
234	23	4	Gamma
1522	22	0.013	Beta / Gamma

Classification:	5
Survey Type:	LOWER
Survey Date:	1/25/95
Count Date:	3/2/95

Alpha Counting Instruments				
Inst. S/N	Inst. Code	Eff. %	Corr. Fac.	Bkg. CPM
13295	2	33.88	2.95	0.28

Beta Counting Instruments				
Inst. S/N	Inst. Code	Eff. %	Corr. Fac.	Bkg. CPM
13295	3	37.13	2.69	2.06

Surveyor:	V. TAYLOR/ C. VERGARI
Signature:	<i>V. Taylor / C. Vergari</i>

Surface Description	Coordinates		Gamma at 1m	Gamma Inst.	Beta/Gamma Contact	Beta/Gamma Code	Contact Gross 1 min. Count	Alpha Inst.	Contact Gross 1 min. Count	Beta Inst.	Scan Contact Gross CPM		Removable DPM/100 cm2	Alpha Count	Removable DPM/100 cm2	Beta Count	Comments
	X	Y	uR/hr	Code	mR/hr	Code	Alpha	Code	Beta	Code	Max Beta	Avg Beta	Alpha	Code	Beta	Code	
FLOOR, CONCRETE	29	-2	5	23	0.019	22	2	6	237	11	355	230	-0.82	2	-2.87	3	PAINTED
FLOOR, CONCRETE	29	-3	5	23	0.011	22	3	6	222	11	504	200	-0.82	2	-2.87	3	PAINTED
FLOOR, CONCRETE	29	-4	5	23	0.008	22	2	6	274	11	297	210	-0.82	2	-2.87	3	PAINTED
FLOOR, CONCRETE	29	-5	5	23	0.01	22	0	6	254	11	349	260	-0.82	2	-1.52	3	PAINTED
FLOOR, CONCRETE	29	-6	5	23	0.018	22	3	6	252	11	334	240	-0.82	2	-2.87	3	PAINTED
FLOOR, CONCRETE	29	-7	5	23	0.009	22	0	6	247	11	324	220	0.65	2	-0.17	3	PAINTED
FLOOR, CONCRETE	29	-8	5	23	0.019	22	0	6	250	11	360	220	-0.82	2	-2.87	3	PAINTED
FLOOR, CONCRETE	29	-9	5	23	0.009	22	0	6	249	11	298	200	0.65	2	-1.52	3	PAINTED
FLOOR, CONCRETE	30	0	5	23	0.011	22	4	6	246	11	316	210	-0.82	2	-1.52	3	PAINTED
FLOOR, CONCRETE	30	-1	5	23	0.009	22	5	6	180	11	299	200	-0.82	2	-4.21	3	PAINTED
FLOOR, CONCRETE	30	-2	4	23	0.008	22	3	6	238	11	294	210	-0.82	2	-1.52	3	PAINTED
FLOOR, CONCRETE	30	-3	5	23	0.015	22	0	6	244	11	319	220	-0.82	2	2.52	3	PAINTED
FLOOR, CONCRETE	30	-4	4	23	0.012	22	0	6	302	11	331	220	0.65	2	-4.21	3	PAINTED
FLOOR, CONCRETE	30	-5	5	23	0.017	22	4	6	238	11	338	240	-0.82	2	-2.87	3	PAINTED
FLOOR, CONCRETE	30	-6	5	23	0.013	22	2	6	274	11	355	210	-0.82	2	-4.21	3	PAINTED
FLOOR, CONCRETE	30	-7	6	23	0.012	22	5	6	265	11	274	200	-0.82	2	-1.52	3	PAINTED
FLOOR, CONCRETE	30	-8	5	23	0.012	22	4	6	237	11	209	140	-0.82	2	-4.21	3	PAINTED
FLOOR, CONCRETE	30	-9	5	23	0.012	22	1	6	257	11	255	130	-0.82	2	-5.56	3	PAINTED

**LB5100-W Low Background Counting System – Smear Analysis**

Date: 3/2/95  
 Counting Unit id: 1  
 Data file name: C:\LBXL\UNIT1\B01-146.XLD  
 Batch Ended: 3/2/95 11:37  
 Crosstalk Correction: Not Applied

Alpha activity action level (DPM): 20.00  
 Beta activity action level (DPM): 200.00  
 Certainty level for MDA and flags: 95.00%  
 High Voltage Setting: 1410

Application Revision: 3  
 Application Version: Standard

Alpha efficiency log file: th230ab Alpha Efficiency: 33.88% Alpha to Beta Crosstalk: 24.12% Alpha Background (CPM): 0.278571429 Alpha Correction Factor: 1.000
Beta efficiency log file: tc99ab Beta Efficiency: 37.13% Beta into Alpha Crosstalk: 0.03% Beta Background (CPM): 2.064285714 Beta Correction Factor: 1.000

Batch ID: Blairsville 1-6-1

Carrier	Alpha Activity				Beta Activity				Count time (min)	Alpha CPM	Beta CPM	Completion Date - Time
	DPM	$\sigma$	flags	MDA	DPM	$\sigma$	flags	MDA				
1	-0.822	1.48	<MDA	7.64	1.17	3.03	<MDA	12.71	2.00	-0.279	0.44	3/2/95 7:33
2	-0.822	1.48	<MDA	7.64	-0.17	2.71	<MDA	12.71	2.00	-0.279	-0.06	3/2/95 7:35
3	-0.822	1.48	<MDA	7.64	-2.87	1.93	<MDA	12.71	2.00	-0.279	-1.06	3/2/95 7:37
4	-0.822	1.48	<MDA	7.64	-4.21	1.39	<MDA	12.71	2.00	-0.279	-1.56	3/2/95 7:40
5	-0.822	1.48	<MDA	7.64	-2.87	1.93	<MDA	12.71	2.00	-0.279	-1.06	3/2/95 7:42
6	0.654	1.48	<MDA	7.64	-2.87	1.93	<MDA	12.71	2.00	0.221	-1.06	3/2/95 7:44
7	-0.822	1.48	<MDA	7.64	-4.21	1.39	<MDA	12.71	2.00	-0.279	-1.56	3/2/95 7:46
8	-0.822	1.48	<MDA	7.64	-4.21	1.39	<MDA	12.71	2.00	-0.279	-1.56	3/2/95 7:49
9	0.654	1.48	<MDA	7.64	-2.87	1.93	<MDA	12.71	2.00	0.221	-1.06	3/2/95 7:51
10	-0.822	1.48	<MDA	7.64	-2.87	1.93	<MDA	12.71	2.00	-0.279	-1.06	3/2/95 7:53
11	0.654	1.48	<MDA	7.64	-1.52	2.36	<MDA	12.71	2.00	0.221	-0.56	3/2/95 7:55
12	-0.822	1.48	<MDA	7.64	-0.17	2.71	<MDA	12.71	2.00	-0.279	-0.06	3/2/95 7:57
13	-0.822	1.48	<MDA	7.64	-4.21	1.39	<MDA	12.71	2.00	-0.279	-1.56	3/2/95 7:59
14	-0.822	1.48	<MDA	7.64	-4.21	1.39	<MDA	12.71	2.00	-0.279	-1.56	3/2/95 8:02
15	-0.822	1.48	<MDA	7.64	-1.52	2.36	<MDA	12.71	2.00	-0.279	-0.56	3/2/95 8:04
16	-0.822	1.48	<MDA	7.64	6.56	4.06	<AL	12.71	2.00	-0.279	2.44	3/2/95 8:06
17	-0.822	1.48	<MDA	7.64	-4.21	1.39	<MDA	12.71	2.00	-0.279	-1.56	3/2/95 8:08
18	-0.822	1.48	<MDA	7.64	-1.52	2.36	<MDA	12.71	2.00	-0.279	-0.56	3/2/95 8:10
19	0.654	1.48	<MDA	7.64	-1.52	2.36	<MDA	12.71	2.00	0.221	-0.56	3/2/95 8:13
20	-0.822	1.48	<MDA	7.64	-1.52	2.36	<MDA	12.71	2.00	-0.279	-0.56	3/2/95 8:15
21	0.654	1.48	<MDA	7.64	-1.52	2.36	<MDA	12.71	2.00	0.221	-0.56	3/2/95 8:17
22	-0.822	1.48	<MDA	7.64	2.52	3.32	<MDA	12.71	2.00	-0.279	0.94	3/2/95 8:19
23	0.654	1.48	<MDA	7.64	2.52	3.32	<MDA	12.71	2.00	0.221	0.94	3/2/95 8:21
24	-0.822	1.48	<MDA	7.64	-0.17	2.71	<MDA	12.71	2.00	-0.279	-0.06	3/2/95 8:24

**LB5100-W Low Background Counting System – Smear Analysis**

Date: 3/2/95  
 Counting Unit id: 1  
 Data file name: C:\LBXL\UNIT1\B01-146.XLD  
 Batch Ended: 3/2/95 11:37  
 Crosstalk Correction: Not Applied

Alpha activity action level (DPM): 20.00  
 Beta activity action level (DPM): 200.00  
 Certainty level for MDA and flags: 95.00%  
 High Voltage Setting: 1410

Application Revision: 3  
 Application Version: Standard

Alpha efficiency log file: th230ab  
 Alpha Efficiency: 33.88%  
 Alpha to Beta Crosstalk: 24.12%  
 Alpha Background (CPM): 0.278571429  
 Alpha Correction Factor: 1.000

Beta efficiency log file: tc99ab  
 Beta Efficiency: 37.13%  
 Beta into Alpha Crosstalk: 0.03%  
 Beta Background (CPM): 2.064285714  
 Beta Correction Factor: 1.000

Batch ID: Blairsville 1-6-1

Carrier	Alpha Activity				Beta Activity				Count time (min)	Alpha CPM	Beta CPM	Completion Date - Time
	DPM	$\sigma$	flags	MDA	DPM	$\sigma$	flags	MDA				
25	0.654	1.48	<MDA	7.64	-4.21	1.39	<MDA	12.71	2.00	0.221	-1.56	3/2/95 8:26
26	0.654	1.48	<MDA	7.64	5.21	3.82	<AL	12.71	2.00	0.221	1.94	3/2/95 8:28
27	-0.822	1.48	<MDA	7.64	-1.52	2.36	<MDA	12.71	2.00	-0.279	-0.56	3/2/95 8:30
28	0.654	1.48	<MDA	7.64	-4.21	1.39	<MDA	12.71	2.00	0.221	-1.56	3/2/95 8:32
29	-0.822	1.48	<MDA	7.64	-2.87	1.93	<MDA	12.71	2.00	-0.279	-1.06	3/2/95 8:35
30	-0.822	1.48	<MDA	7.64	-1.52	2.36	<MDA	12.71	2.00	-0.279	-0.56	3/2/95 8:37
31	-0.822	1.48	<MDA	7.64	1.17	3.03	<MDA	12.71	2.00	-0.279	0.44	3/2/95 8:39
32	-0.822	1.48	<MDA	7.64	-1.52	2.36	<MDA	12.71	2.00	-0.279	-0.56	3/2/95 8:41
33	-0.822	1.48	<MDA	7.64	-5.56	1.39	<MDA	12.71	2.00	-0.279	-2.06	3/2/95 8:44
34	-0.822	1.48	<MDA	7.64	-5.56	1.39	<MDA	12.71	2.00	-0.279	-2.06	3/2/95 8:46
35	-0.822	1.48	<MDA	7.64	-0.17	2.71	<MDA	12.71	2.00	-0.279	-0.06	3/2/95 8:48
36	-0.822	1.48	<MDA	7.64	-1.52	2.36	<MDA	12.71	2.00	-0.279	-0.56	3/2/95 8:50
37	-0.822	1.48	<MDA	7.64	-4.21	1.39	<MDA	12.71	2.00	-0.279	-1.56	3/2/95 8:52
38	0.654	1.48	<MDA	7.64	-2.87	1.93	<MDA	12.71	2.00	0.221	-1.06	3/2/95 8:54
39	-0.822	1.48	<MDA	7.64	1.17	3.03	<MDA	12.71	2.00	-0.279	0.44	3/2/95 8:57
40	-0.822	1.48	<MDA	7.64	-1.52	2.36	<MDA	12.71	2.00	-0.279	-0.56	3/2/95 8:59
41	-0.822	1.48	<MDA	7.64	-1.52	2.36	<MDA	12.71	2.00	-0.279	-0.56	3/2/95 9:01
42	-0.822	1.48	<MDA	7.64	1.17	3.03	<MDA	12.71	2.00	-0.279	0.44	3/2/95 9:03
43	-0.822	1.48	<MDA	7.64	2.52	3.32	<MDA	12.71	2.00	-0.279	0.94	3/2/95 9:06
44	-0.822	1.48	<MDA	7.64	-1.52	2.36	<MDA	12.71	2.00	-0.279	-0.56	3/2/95 9:08
45	-0.822	1.48	<MDA	7.64	2.52	3.32	<MDA	12.71	2.00	-0.279	0.94	3/2/95 9:10
46	-0.822	1.48	<MDA	7.64	-4.21	1.39	<MDA	12.71	2.00	-0.279	-1.56	3/2/95 9:12
47	-0.822	1.48	<MDA	7.64	2.52	3.32	<MDA	12.71	2.00	-0.279	0.94	3/2/95 9:14
48	0.654	1.48	<MDA	7.64	-2.87	1.93	<MDA	12.71	2.00	0.221	-1.06	3/2/95 9:17



**LB5100-W Low Background Counting System -- Smear Analysis**

Date: 3/2/95  
 Counting Unit id: 1  
 Data file name: C:\LBXL\UNIT1\B01-146.XLD  
 Batch Ended: 3/2/95 11:37  
 Crosstalk Correction: Not Applied

Alpha activity action level (DPM): 20.00  
 Beta activity action level (DPM): 200.00  
 Certainty level for MDA and flags: 95.00%  
 High Voltage Setting: 1410

Application Revision: 3  
 Application Version: Standard

Alpha efficiency log file: th230ab  
 Alpha Efficiency: 33.88%  
 Alpha to Beta Crosstalk: 24.12%  
 Alpha Background (CPM): 0.278571429  
 Alpha Correction Factor: 1.000

Beta efficiency log file: tc99ab  
 Beta Efficiency: 37.13%  
 Beta into Alpha Crosstalk: 0.03%  
 Beta Background (CPM): 2.064285714  
 Beta Correction Factor: 1.000

Batch ID: Blairsville 1-6-1

Carrier	Alpha Activity				Beta Activity				Count time (min)	Alpha CPM	Beta CPM	Completion Date - Time
	DPM	$\sigma$	flags	MDA	DPM	$\sigma$	flags	MDA				
49	-0.822	1.48	<MDA	7.64	1.17	3.03	<MDA	12.71	2.00	-0.279	0.44	3/2/95 9:19
50	0.654	1.48	<MDA	7.64	-4.21	1.39	<MDA	12.71	2.00	0.221	-1.56	3/2/95 9:21
51	-0.822	1.48	<MDA	7.64	-2.87	1.93	<MDA	12.71	2.00	-0.279	-1.06	3/2/95 9:23
52	-0.822	1.48	<MDA	7.64	1.17	3.03	<MDA	12.71	2.00	-0.279	0.44	3/2/95 9:25
53	-0.822	1.48	<MDA	7.64	1.17	3.03	<MDA	12.71	2.00	-0.279	0.44	3/2/95 9:28
54	0.654	1.48	<MDA	7.64	-4.21	1.39	<MDA	12.71	2.00	0.221	-1.56	3/2/95 9:30
55	-0.822	1.48	<MDA	7.64	-5.56	1.39	<MDA	12.71	2.00	-0.279	-2.06	3/2/95 9:32
56	-0.822	1.48	<MDA	7.64	-5.56	1.39	<MDA	12.71	2.00	-0.279	-2.06	3/2/95 9:34
57	-0.822	1.48	<MDA	7.64	-0.17	2.71	<MDA	12.71	2.00	-0.279	-0.06	3/2/95 9:36
58	-0.822	1.48	<MDA	7.64	-1.52	2.36	<MDA	12.71	2.00	-0.279	-0.56	3/2/95 9:39
59	-0.822	1.48	<MDA	7.64	-0.17	2.71	<MDA	12.71	2.00	-0.279	-0.06	3/2/95 9:41
60	3.605	2.56	<AL	7.64	2.52	3.32	<MDA	12.71	2.00	1.221	0.94	3/2/95 9:43
61	0.654	1.48	<MDA	7.64	-1.52	2.36	<MDA	12.71	2.00	0.221	-0.56	3/2/95 9:45
62	-0.822	1.48	<MDA	7.64	-1.52	2.36	<MDA	12.71	2.00	-0.279	-0.56	3/2/95 9:47
63	-0.822	1.48	<MDA	7.64	-1.52	2.36	<MDA	12.71	2.00	-0.279	-0.56	3/2/95 9:50
64	-0.822	1.48	<MDA	7.64	2.52	3.32	<MDA	12.71	2.00	-0.279	0.94	3/2/95 9:52
65	-0.822	1.48	<MDA	7.64	-2.87	1.93	<MDA	12.71	2.00	-0.279	-1.06	3/2/95 9:54
66	-0.822	1.48	<MDA	7.64	-1.52	2.36	<MDA	12.71	2.00	-0.279	-0.56	3/2/95 9:56
67	-0.822	1.48	<MDA	7.64	-0.17	2.71	<MDA	12.71	2.00	-0.279	-0.06	3/2/95 9:58
68	-0.822	1.48	<MDA	7.64	-2.87	1.93	<MDA	12.71	2.00	-0.279	-1.06	3/2/95 10:01
69	-0.822	1.48	<MDA	7.64	1.17	3.03	<MDA	12.71	2.00	-0.279	0.44	3/2/95 10:03
70	-0.822	1.48	<MDA	7.64	-1.52	2.36	<MDA	12.71	2.00	-0.279	-0.56	3/2/95 10:05
71	0.654	1.48	<MDA	7.64	-5.56	1.39	<MDA	12.71	2.00	0.221	-2.06	3/2/95 10:07
72	-0.822	1.48	<MDA	7.64	-4.21	1.39	<MDA	12.71	2.00	-0.279	-1.56	3/2/95 10:09

**LB5100-W Low Background Counting System – Smear Analysis**

Date: 3/2/95  
 Counting Unit id: 1  
 Data file name: C:\LBXLUNIT1\B01-146.XLD  
 Batch Ended: 3/2/95 11:37  
 Crosstalk Correction: Not Applied

Alpha activity action level (DPM): 20.00  
 Beta activity action level (DPM): 200.00  
 Certainty level for MDA and flags: 95.00%  
 High Voltage Setting: 1410

Application Revision: 3  
 Application Version: Standard

Batch ID: Blairsville 1-6-1

Alpha efficiency log file: th230ab Alpha Efficiency: 33.88% Alpha to Beta Crosstalk: 24.12% Alpha Background (CPM): 0.278571429 Alpha Correction Factor: 1.000			
Beta efficiency log file: tc99ab Beta Efficiency: 37.13% Beta into Alpha Crosstalk: 0.03% Beta Background (CPM): 2.064285714 Beta Correction Factor: 1.000			
Count time (min)	Alpha CPM	Beta CPM	Completion Date - Time
2.00	-0.279	-1.06	3/2/95 10:12
2.00	-0.279	0.44	3/2/95 10:14
2.00	-0.279	-1.06	3/2/95 10:16
2.00	-0.279	-1.06	3/2/95 10:18
2.00	-0.279	-1.06	3/2/95 10:20
2.00	-0.279	-1.56	3/2/95 10:23
2.00	0.221	-1.06	3/2/95 10:25
2.00	-0.279	1.94	3/2/95 10:27
2.00	-0.279	-0.56	3/2/95 10:29
2.00	-0.279	-0.56	3/2/95 10:31
2.00	-0.279	-1.06	3/2/95 10:34
2.00	-0.279	1.94	3/2/95 10:36
2.00	-0.279	-0.56	3/2/95 10:38
2.00	-0.279	1.44	3/2/95 10:40
2.00	-0.279	-0.56	3/2/95 10:42
2.00	0.221	-0.56	3/2/95 10:45
2.00	-0.279	-1.56	3/2/95 10:47
2.00	-0.279	-0.06	3/2/95 10:49
2.00	-0.279	0.44	3/2/95 10:51
2.00	-0.279	-1.56	3/2/95 10:53
2.00	-0.279	-1.06	3/2/95 10:56
2.00	-0.279	-1.06	3/2/95 10:58
2.00	-0.279	-1.06	3/2/95 11:00
2.00	-0.279	-0.56	3/2/95 11:02

Carrier	Alpha Activity				Beta Activity			
	DPM	$\sigma$	flags	MDA	DPM	$\sigma$	flags	MDA
73	-0.822	1.48	<MDA	7.64	-2.87	1.93	<MDA	12.71
74	-0.822	1.48	<MDA	7.64	1.17	3.03	<MDA	12.71
75	-0.822	1.48	<MDA	7.64	-2.87	1.93	<MDA	12.71
76	-0.822	1.48	<MDA	7.64	-2.87	1.93	<MDA	12.71
77	-0.822	1.48	<MDA	7.64	-2.87	1.93	<MDA	12.71
78	-0.822	1.48	<MDA	7.64	-4.21	1.39	<MDA	12.71
79	0.654	1.48	<MDA	7.64	-2.87	1.93	<MDA	12.71
80	-0.822	1.48	<MDA	7.64	5.21	3.82	<AL	12.71
81	-0.822	1.48	<MDA	7.64	-1.52	2.36	<MDA	12.71
82	-0.822	1.48	<MDA	7.64	-1.52	2.36	<MDA	12.71
83	-0.822	1.48	<MDA	7.64	-2.87	1.93	<MDA	12.71
84	-0.822	1.48	<MDA	7.64	5.21	3.82	<AL	12.71
85	-0.822	1.48	<MDA	7.64	-1.52	2.36	<MDA	12.71
86	-0.822	1.48	<MDA	7.64	3.87	3.58	<MDA	12.71
87	-0.822	1.48	<MDA	7.64	-1.52	2.36	<MDA	12.71
88	0.654	1.48	<MDA	7.64	-1.52	2.36	<MDA	12.71
89	-0.822	1.48	<MDA	7.64	-4.21	1.39	<MDA	12.71
90	-0.822	1.48	<MDA	7.64	-0.17	2.71	<MDA	12.71
91	-0.822	1.48	<MDA	7.64	1.17	3.03	<MDA	12.71
92	-0.822	1.48	<MDA	7.64	-4.21	1.39	<MDA	12.71
93	-0.822	1.48	<MDA	7.64	-2.87	1.93	<MDA	12.71
94	-0.822	1.48	<MDA	7.64	-2.87	1.93	<MDA	12.71
95	-0.822	1.48	<MDA	7.64	-2.87	1.93	<MDA	12.71
96	-0.822	1.48	<MDA	7.64	-1.52	2.36	<MDA	12.71

**LB5100-W Low Background Counting System -- Smear Analysis**

Date: 3/2/95  
 Counting Unit id: 1  
 Data file name: C:\LBXL\UNIT1\B01-146.XLD  
 Batch Ended: 3/2/95 11:37  
 Crosstalk Correction: Not Applied

Alpha activity action level (DPM): 20.00  
 Beta activity action level (DPM): 200.00  
 Certainty level for MDA and flags: 95.00%  
 High Voltage Setting: 1410

Application Revision: 3  
 Application Version: Standard

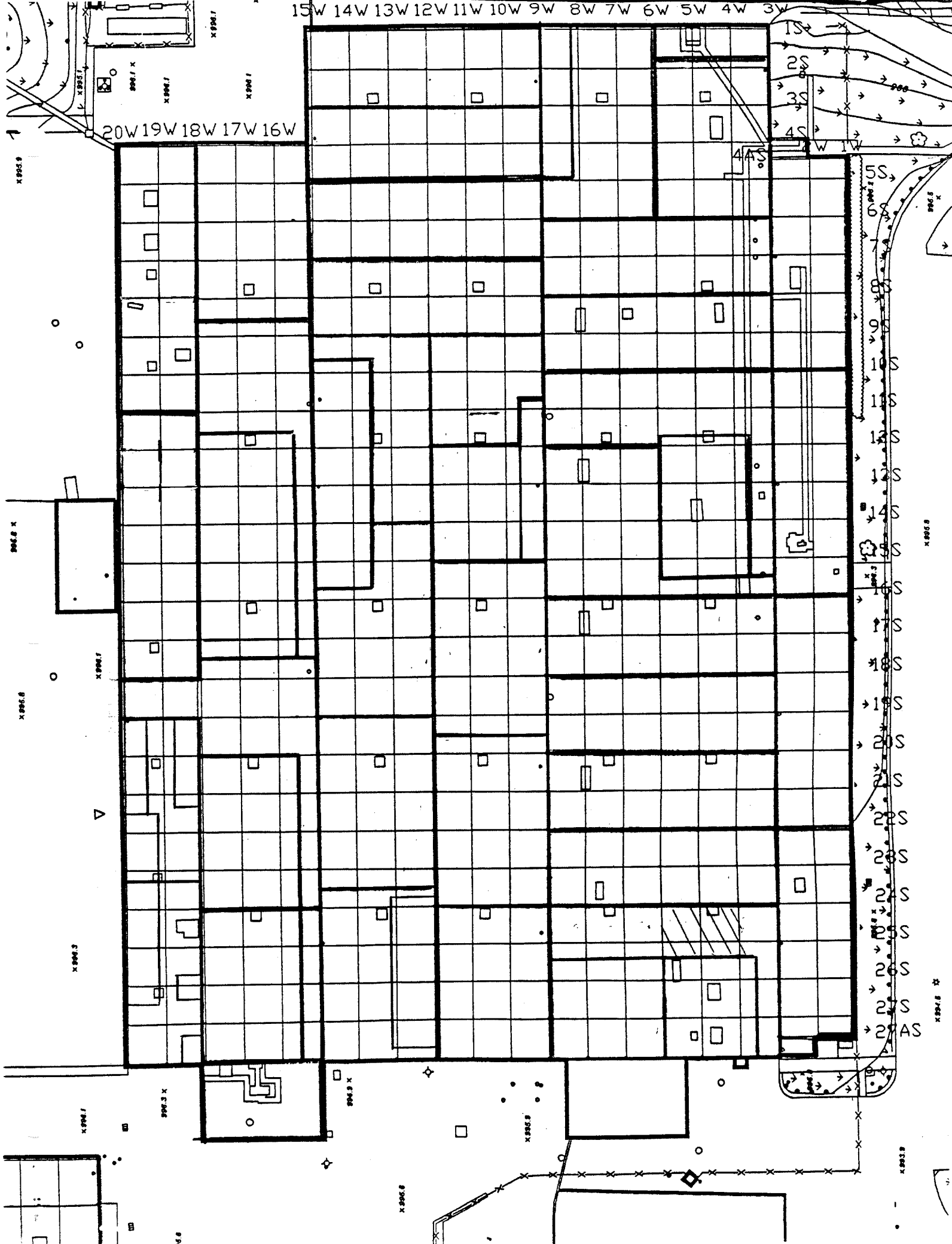
Alpha efficiency log file: th230ab Alpha Efficiency: 33.88% Alpha to Beta Crosstalk: 24.12% Alpha Background (CPM): 0.278571429 Alpha Correction Factor: 1.000
Beta efficiency log file: tc99ab Beta Efficiency: 37.13% Beta into Alpha Crosstalk: 0.03% Beta Background (CPM): 2.064285714 Beta Correction Factor: 1.000

Batch ID: Blairsville 1-6-1

Carrier	Alpha Activity				Beta Activity				Count time (min)	Alpha CPM	Beta CPM	Completion Date - Time
	DPM	$\sigma$	flags	MDA	DPM	$\sigma$	flags	MDA				
97	-0.822	1.48	<MDA	7.64	-2.87	1.93	<MDA	12.71	2.00	-0.279	-1.06	3/2/95 11:04
98	0.654	1.48	<MDA	7.64	-0.17	2.71	<MDA	12.71	2.00	0.221	-0.06	3/2/95 11:07
99	-0.822	1.48	<MDA	7.64	-2.87	1.93	<MDA	12.71	2.00	-0.279	-1.06	3/2/95 11:09
100	0.654	1.48	<MDA	7.64	-1.52	2.36	<MDA	12.71	2.00	0.221	-0.56	3/2/95 11:11
1	-0.822	1.48	<MDA	7.64	-1.52	2.36	<MDA	12.71	2.00	-0.279	-0.56	3/2/95 11:13
2	-0.822	1.48	<MDA	7.64	-4.21	1.39	<MDA	12.71	2.00	-0.279	-1.56	3/2/95 11:15
3	-0.822	1.48	<MDA	7.64	-1.52	2.36	<MDA	12.71	2.00	-0.279	-0.56	3/2/95 11:18
4	-0.822	1.48	<MDA	7.64	2.52	3.32	<MDA	12.71	2.00	-0.279	0.94	3/2/95 11:20
5	0.654	1.48	<MDA	7.64	-4.21	1.39	<MDA	12.71	2.00	0.221	-1.56	3/2/95 11:22
6	-0.822	1.48	<MDA	7.64	-2.87	1.93	<MDA	12.71	2.00	-0.279	-1.06	3/2/95 11:24
7	-0.822	1.48	<MDA	7.64	-4.21	1.39	<MDA	12.71	2.00	-0.279	-1.56	3/2/95 11:26
8	-0.822	1.48	<MDA	7.64	-1.52	2.36	<MDA	12.71	2.00	-0.279	-0.56	3/2/95 11:29
9	-0.822	1.48	<MDA	7.64	-4.21	1.39	<MDA	12.71	2.00	-0.279	-1.56	3/2/95 11:31
10	-0.822	1.48	<MDA	7.64	-5.56	1.39	<MDA	12.71	2.00	-0.279	-2.06	3/2/95 11:33
11	-0.822	1.48	<MDA	7.64	-4.21	1.39	<MDA	12.71	2.00	-0.279	-1.56	3/2/95 11:35
12	2.129	2.09	<AL	7.64	-2.87	1.93	<MDA	12.71	2.00	0.721	-1.06	3/2/95 11:37

15W 14W 13W 12W 11W 10W 9W 8W 7W 6W 5W 4W 3W

20W 19W 18W 17W 16W



## Blairsville Point Survey Form #003

Survey Serial #:	01-147
Survey Section:	1
Survey Unit:	6
Survey Sub-unit:	1

Alpha Survey Instruments				
Inst. S/N	Inst. Code	Eff. %	Corr. Fac.	Bkg. CPM
1510	6	23.6	4.24	1


Beta Survey Instruments				
Inst. S/N	Inst. Code	Eff. %	Corr. Fac.	Bkg. CPM
1593	11	37.5	2.67	297

Gamma or Beta/Gamma Instruments			
Inst. S/N	Inst. Code	Bkg.	Detection Type
234	23	5	Gamma
1522	22	0.01	Beta / Gamma

Classification:	5
Survey Type:	LOWER
Survey Date:	1/26/95
Count Date:	3/6/95

Alpha Counting Instruments				
Inst. S/N	Inst. Code	Eff. %	Corr. Fac.	Bkg. CPM
13295	2	33.88	2.95	0.28

Beta Counting Instruments				
Inst. S/N	Inst. Code	Eff. %	Corr. Fac.	Bkg. CPM
13295	3	37.13	2.69	2.06

Surveyor:	V. TAYLOR / C. VERGARI
Signature:	

Surface Description	Coordinates		Gamma at 1m	Gamma Inst.	Beta/Gamma Contact	Beta/Gamma	Contact Gross 1 min. Count	Alpha Inst.	Contact Gross 1 min. Count	Beta Inst.	Scan Contact Gross CPM		Removable DPM/100 cm2	Alpha Count	Removable DPM/100 cm2	Beta Count	Comments
	X	Y	uR/hr	Code	mR/hr	Code	Alpha	Code	Beta	Code	Max Beta	Avg Beta	Alpha	Beta	Code		
FLOOR, CONCRETE	31	0	5	23	0.014	22	0	6	243	11	341	200	-0.82	2	-2.87	3	PAINTED
FLOOR, CONCRETE	31	-1	4	23	0.011	22	2	6	162	11	360	200	-0.82	2	-0.17	3	PAINTED
FLOOR, CONCRETE	31	-2	4	23	0.013	22	2	6	232	11	319	190	0.65	2	-5.56	3	PAINTED
FLOOR, CONCRETE	31	-3	4	23	0.013	22	0	6	235	11	621	200	-0.82	2	-1.52	3	PAINTED
FLOOR, CONCRETE	31	-4	5	23	0.011	22	5	6	247	11	322	200	-0.82	2	-1.52	3	PAINTED
FLOOR, CONCRETE	31	-5	5	23	0.014	22	0	6	236	11	299	200	-0.82	2	-0.17	3	PAINTED
FLOOR, CONCRETE	31	-6	5	23	0.013	22	1	6	236	11	343	220	-0.82	2	-4.21	3	PAINTED
FLOOR, CONCRETE	31	-7	5	23	0.012	22	0	6	258	11	335	190	-0.82	2	-0.17	3	PAINTED
FLOOR, CONCRETE	31	-8	5	23	0.013	22	2	6	250	11	1700	220	0.65	2	-4.21	3	PAINTED
FLOOR, CONCRETE	31	-9	4	23	0.012	22	3	6	231	11	373	220	-0.82	2	-0.17	3	PAINTED
FLOOR, CONCRETE	32	0	5	23	0.012	22	1	6	212	11	400	230	-0.82	2	2.52	3	PAINTED
FLOOR, CONCRETE	32	-1	5	23	0.007	22	1	6	144	11	337	230	-0.82	2	-4.21	3	PAINTED
FLOOR, CONCRETE	32	-2	4	23	0.013	22	2	6	244	11	372	220	-0.82	2	-0.17	3	PAINTED
FLOOR, CONCRETE	32	-3	5	23	0.014	22	3	6	248	11	360	180	2.13	2	-2.87	3	PAINTED
FLOOR, CONCRETE	32	-4	5	23	0.009	22	0	6	253	11	345	220	-0.82	2	-2.87	3	PAINTED
FLOOR, CONCRETE	32	-5	5	23	0.015	22	4	6	239	11	276	180	2.13	2	3.87	3	PAINTED
FLOOR, CONCRETE	32	-6	5	23	0.016	22	1	6	210	11	396	230	-0.82	2	-4.21	3	PAINTED
FLOOR, CONCRETE	32	-7	5	23	0.008	22	2	6	249	11	361	250	-0.82	2	-5.56	3	PAINTED
FLOOR, CONCRETE	32	-8	5	23	0.012	22	0	6	262	11	289	180	0.65	2	1.17	3	PAINTED
FLOOR, CONCRETE	32	-9	5	23	0.011	22	0	6	241	11	325	250	-0.82	2	-2.87	3	PAINTED
FLOOR, CONCRETE	33	-1	4	23	0.011	22	1	6	237	11	305	210	-0.82	2	1.17	3	PAINTED
FLOOR, CONCRETE	33	-2	5	23	0.013	22	2	6	213	11	295	200	2.13	2	-5.56	3	PAINTED
FLOOR, CONCRETE	33	-3	5	23	0.019	22	3	6	190	11	322	160	-0.82	2	-2.87	3	PAINTED

# Blairsville Point Survey Form #003

Survey Serial #:	01-147
Survey Section:	1
Survey Unit:	6
Survey Sub-unit:	1

Alpha Survey Instruments				
Inst. S/N	Inst. Code	Eff. %	Corr. Fac.	Bkg. CPM
1510	6	23.6	4.24	1

Beta Survey Instruments				
Inst. S/N	Inst. Code	Eff. %	Corr. Fac.	Bkg. CPM
1593	11	37.5	2.67	297

Gamma or Beta/Gamma Instruments			
Inst. S/N	Inst. Code	Bkg.	Detection Type
234	23	5	Gamma
1522	22	0.01	Beta / Gamma

Classification:	5
Survey Type:	LOWER
Survey Date:	1/26/95
Count Date:	3/6/95

Alpha Counting Instruments				
Inst. S/N	Inst. Code	Eff. %	Corr. Fac.	Bkg. CPM
13295	2	33.88	2.95	0.28

Beta Counting Instruments				
Inst. S/N	Inst. Code	Eff. %	Corr. Fac.	Bkg. CPM
13295	3	37.13	2.69	2.06

Surveyor:	V. TAYLOR/ C. VERGARI
Signature:	<i>V. Taylor / Carmen Vergari</i>

Surface Description	Coordinates		Gamma at 1m uR/hr	Gamma Inst. Code	Beta/Gamma Contact mR/hr	Beta/Gamma Code	Contact Gross 1 min. Count Alpha	Alpha Inst. Code	Contact Gross 1 min. Count Beta	Beta Inst. Code	Scan Contact Gross CPM		Removable DPM/100 cm2 Alpha	Alpha Count Code	Removable DPM/100 cm2 Beta	Beta Count Code	Comments
	X	Y									Max Beta	Avg Beta					
FLOOR, CONCRETE	33	-4	5	23	0.013	22	1	6	249	11	350	180	-0.82	2	-4.21	3	PAINTED
FLOOR, CONCRETE	33	-5	5	23	0.007	22	2	6	266	11	323	200	-0.82	2	-2.87	3	PAINTED
FLOOR, CONCRETE	33	-6	5	23	0.016	22	0	6	226	11	377	210	-0.82	2	-0.17	3	PAINTED
FLOOR, CONCRETE	33	-7	5	23	0.01	22	2	6	382	11	364	220	-0.82	2	-1.52	3	PAINTED
FLOOR, CONCRETE	33	-8	5	23	0.009	22	1	6	246	11	359	210	-0.82	2	-4.21	3	PAINTED
FLOOR, CONCRETE	33	-9	5	23	0.01	22	3	6	215	11	354	230	0.65	2	1.17	3	PAINTED
FLOOR, CONCRETE	34	0	5	23	0.011	22	3	6	210	11	348	200	0.65	2	6.56	3	PAINTED
FLOOR, CONCRETE	34	-1	5	23	0.016	22	2	6	258	11	306	220	-0.82	2	1.17	3	PAINTED
FLOOR, CONCRETE	34	-2	5	23	0.017	22	2	6	205	11	295	210	-0.82	2	-1.52	3	PAINTED
FLOOR, CONCRETE	34	-3	5	23	0.012	22	1	6	248	11	372	220	-0.82	2	1.17	3	PAINTED
FLOOR, CONCRETE	34	-4	6	23	0.016	22	2	6	242	11	326	230	-0.82	2	2.52	3	PAINTED
FLOOR, CONCRETE	34	-5	5	23	0.01	22	1	6	267	11	366	220	-0.82	2	-4.21	3	PAINTED
FLOOR, CONCRETE	34	-6	5	23	0.018	22	4	6	235	11	334	240	-0.82	2	-4.21	3	PAINTED
FLOOR, CONCRETE	34	-7	5	23	0.014	22	1	6	262	11	369	240	-0.82	2	-1.52	3	PAINTED
FLOOR, CONCRETE	34	-8	5	23	0.008	22	4	6	243	11	320	210	0.65	2	-0.17	3	PAINTED
FLOOR, CONCRETE	34	-9	6	23	0.01	22	7	6	241	11	356	240	2.13	2	-1.52	3	PAINTED
FLOOR, CONCRETE	34	-10	6	23	0.012	22	4	6	228	11	348	236	-0.82	2	-1.52	3	PAINTED
FLOOR, CONCRETE	34	-11	6	23	0.017	22	5	6	237	11	325	220	-0.82	2	-1.52	3	PAINTED
FLOOR, CONCRETE	34	-12	5	23	0.013	22	1	6	254	11	406	260	-0.82	2	-4.21	3	PAINTED
FLOOR, CONCRETE	34	-13	5	23	0.011	22	1	6	238	11	396	260	-0.82	2	-1.52	3	PAINTED
FLOOR, CONCRETE	34	-14	6	23	0.014	22	1	6	247	11	345	220	-0.82	2	1.17	3	PAINTED
FLOOR, CONCRETE	34	-15	6	23	0.011	22	4	6	252	11	365	270	-0.82	2	1.17	3	PAINTED
FLOOR, CONCRETE	34	-16	6	23	0.011	22	4	6	233	11	325	200	0.65	2	-0.17	3	PAINTED

# Blairsville Point Survey Form #003

Survey Serial #:	01-147
Survey Section:	1
Survey Unit:	6
Survey Sub-unit:	1

Alpha Survey Instruments				
Inst. S/N	Inst. Code	Eff. %	Corr. Fac.	Bkg. CPM
1510	6	23.6	4.24	1

Beta Survey Instruments				
Inst. S/N	Inst. Code	Eff. %	Corr. Fac.	Bkg. CPM
1593	11	37.5	2.67	297

Gamma or Beta/Gamma Instruments			
Inst. S/N	Inst. Code	Bkg.	Detection Type
234	23	5	Gamma
1522	22	0.01	Beta / Gamma

Classification:	5
Survey Type:	LOWER

Alpha Counting Instruments				
Inst. S/N	Inst. Code	Eff. %	Corr. Fac.	Bkg. CPM
13295	2	33.88	2.95	0.28

Beta Counting Instruments				
Inst. S/N	Inst. Code	Eff. %	Corr. Fac.	Bkg. CPM
13295	3	37.13	2.69	2.06

Surveyor:	V. TAYLOR/ C. VERGARI
Signature:	<i>V. Taylor / Carme Vergari</i>

Surface Description	Coordinates		Gamma at 1m	Gamma Inst.	Beta/Gamma Contact	Beta/Gamma	Contact Gross 1 min. Count	Alpha Inst.	Contact Gross 1 min. Count	Beta Inst.	Scan Contact Gross CPM		Removable DPM/100 cm2	Alpha Count	Removable DPM/100 cm2	Beta Count	Comments
	X	Y	uR/hr	Code	mR/hr	Code	Alpha	Beta	Code	Max Beta	Avg Beta	Alpha	Beta	Code			
FLOOR, CONCRETE	34	-17	6	23	0.019	22	1	6	245	11	340	230	-0.82	2	2.52	3	PAINTED
FLOOR, CONCRETE	34	-18	6	23	0.015	22	4	6	238	11	349	215	0.65	2	-2.87	3	PAINTED
FLOOR, CONCRETE	34	-19	7	23	0.013	22	1	6	253	11	347	220	-0.82	2	-2.87	3	PAINTED
FLOOR, CONCRETE	34	-20	7	23	0.013	22	7	6	271	11	317	230	-0.82	2	-0.17	3	PAINTED
FLOOR, CONCRETE	34	-21	6	23	0.009	22	1	6	254	11	366	250	0.65	2	-2.87	3	PAINTED
FLOOR, CONCRETE	34	-22	7	23	0.016	22	2	6	271	11	395	240	-0.82	2	2.52	3	PAINTED
FLOOR, CONCRETE	34	-23	6	23	0.011	22	1	6	264	11	339	260	-0.82	2	-2.87	3	PAINTED
FLOOR, CONCRETE	34	-24	6	23	0.01	22	4	6	202	11	317	220	-0.82	2	-4.21	3	PAINTED
FLOOR, CONCRETE	35	0	5	23	0.014	22	1	6	247	11	282	200	-0.82	2	1.17	3	PAINTED
FLOOR, CONCRETE	35	-1	5	23	0.016	22	1	6	224	11	305	210	-0.82	2	-2.87	3	PAINTED
FLOOR, CONCRETE	35	-2	5	23	0.012	22	3	6	222	11	360	170	-0.82	2	-5.56	3	PAINTED
FLOOR, CONCRETE	35	-3	5	23	0.011	22	4	6	265	11	301	180	-0.82	2	-4.21	3	PAINTED
FLOOR, CONCRETE	35	-4	5	23	0.009	22	2	6	254	11	302	190	-0.82	2	-0.17	3	PAINTED
FLOOR, CONCRETE	35	-5	5	23	0.014	22	2	6	228	11	305	180	-0.82	2	-1.52	3	PAINTED
FLOOR, CONCRETE	35	-6	4	23	0.007	22	3	6	248	11	314	210	0.65	2	5.21	3	PAINTED
FLOOR, CONCRETE	35	-7	5	23	0.017	22	0	6	229	11	349	220	-0.82	2	-2.87	3	PAINTED
FLOOR, CONCRETE	35	-8	5	23	0.011	22	5	6	208	11	350	230	0.65	2	-0.17	3	PAINTED
FLOOR, CONCRETE	35	-9	5	23	0.009	22	3	6	247	11	254	160	-0.82	2	5.21	3	PAINTED
FLOOR, CONCRETE	35	-10	5	23	0.02	22	3	6	331	11	310	250	-0.82	2	-4.21	3	PAINTED
FLOOR, CONCRETE	35	-11	5	23	0.015	22	0	6	220	11	310	190	0.65	2	3.87	3	PAINTED
FLOOR, CONCRETE	35	-12	5	23	0.017	22	2	6	216	11	264	190	-0.82	2	-0.17	3	PAINTED
FLOOR, CONCRETE	35	-13	5	23	0.015	22	2	6	224	11	353	250	-0.82	2	-2.87	3	PAINTED
FLOOR, CONCRETE	35	-14	5	23	0.009	22	0	6	226	11	358	220	-0.82	2	-0.17	3	PAINTED

# Blairsville Point Survey Form #003

Survey Serial #:	01-147
Survey Section:	1
Survey Unit:	6
Survey Sub-unit:	1

Alpha Survey Instruments				
Inst. S/N	Inst. Code	Eff. %	Corr. Fac.	Bkg. CPM
1510	6	23.6	4.24	1


Beta Survey Instruments				
Inst. S/N	Inst. Code	Eff. %	Corr. Fac.	Bkg. CPM
1593	11	37.5	2.67	297

Gamma or Beta/Gamma Instruments			
Inst. S/N	Inst. Code	Bkg.	Detection Type
234	23	5	Gamma
1522	22	0.01	Beta / Gamma

Classification:	5
Survey Type:	LOWER
Survey Date:	1/26/95
Count Date:	3/6/95

Alpha Counting Instruments				
Inst. S/N	Inst. Code	Eff. %	Corr. Fac.	Bkg. CPM
13295	2	33.88	2.95	0.28

Beta Counting Instruments				
Inst. S/N	Inst. Code	Eff. %	Corr. Fac.	Bkg. CPM
13295	3	37.13	2.69	2.06

Surveyor:	V. TAYLOR / C. VERGARI
Signature:	

Surface Description	Coordinates		Gamma at 1m uR/hr	Gamma Inst. Code	Beta/Gamma Contact mR/hr	Beta/Gamma Code	Contact Gross 1 min. Count Alpha	Alpha Inst. Code	Contact Gross 1 min. Count Beta	Beta Inst. Code	Scan Contact Gross CPM		Removable DPM/100 cm2 Alpha	Alpha Count Code	Removable DPM/100 cm2 Beta	Beta Count Code	Comments
	X	Y									Max Beta	Avg Beta					
FLOOR, CONCRETE	35	-15	5	23	0.013	22	0	6	216	11	340	260	-0.82	2	-0.17	3	PAINTED
FLOOR, CONCRETE	35	-16	5	23	0.016	22	3	6	242	11	343	250	-0.82	2	-4.21	3	PAINTED
FLOOR, CONCRETE	35	-17	5	23	0.017	22	3	6	260	11	288	180	-0.82	2	1.17	3	PAINTED
FLOOR, CONCRETE	35	-18	5	23	0.011	22	4	6	233	11	371	250	2.13	2	-5.56	3	PAINTED
FLOOR, CONCRETE	35	-19	6	23	0.016	22	3	6	242	11	342	230	-0.82	2	-1.52	3	PAINTED
FLOOR, CONCRETE	35	-20	6	23	0.015	22	2	6	235	11	415	270	-0.82	2	-2.87	3	PAINTED
FLOOR, CONCRETE	35	-21	6	23	0.015	22	2	6	271	11	316	240	-0.82	2	-2.87	3	PAINTED
FLOOR, CONCRETE	35	-22	6	23	0.017	22	4	6	222	11	360	250	-0.82	2	-5.56	3	PAINTED
FLOOR, CONCRETE	35	-23	6	23	0.017	22	4	6	284	11	341	190	-0.82	2	-4.21	3	PAINTED
FLOOR, CONCRETE	35	-24	5	23	0.007	22	5	6	266	11	270	150	0.65	2	-5.56	3	PAINTED
FLOOR, CONCRETE	36	0	5	23	0.007	22	2	6	265	11	282	200	-0.82	2	-2.87	3	PAINTED
FLOOR, CONCRETE	36	-1	4	23	0.009	22	2	6	227	11	288	190	-0.82	2	1.17	3	PAINTED
FLOOR, CONCRETE	36	-2	5	23	0.013	22	4	6	222	11	N/A	N/A	-0.82	2	-2.87	3	PAINTED
FLOOR, CONCRETE	36	-3	5	23	0.007	22	1	6	260	11	N/A	N/A	-0.82	2	-0.17	3	PAINTED
FLOOR, CONCRETE	36	-4	5	23	0.008	22	0	6	234	11	297	220	-0.82	2	-0.17	3	PAINTED
FLOOR, CONCRETE	36	-5	4	23	0.008	22	1	6	229	11	315	210	-0.82	2	-5.56	3	PAINTED
FLOOR, CONCRETE	36	-6	5	23	0.012	22	0	6	207	11	363	220	-0.82	2	-2.87	3	PAINTED
FLOOR, CONCRETE	36	-7	4	23	0.016	22	0	6	248	11	348	240	-0.82	2	-2.87	3	PAINTED
FLOOR, CONCRETE	36	-8	5	23	0.007	22	5	6	230	11	300	210	-0.82	2	-0.17	3	PAINTED
FLOOR, CONCRETE	36	-9	5	23	0.012	22	3	6	235	11	300	220	-0.82	2	-1.52	3	PAINTED
FLOOR, CONCRETE	36	-10	5	23	0.015	22	4	6	253	11	269	200	0.65	2	2.52	3	PAINTED
FLOOR, CONCRETE	36	-11	5	23	0.004	22	0	6	243	11	276	190	-0.82	2	-5.56	3	PAINTED
FLOOR, CONCRETE	36	-12	5	23	0.015	22	0	6	237	11	284	200	-0.82	2	-4.21	3	PAINTED



## Blairsville Point Survey Form #003

Survey Serial #:	01-147
Survey Section:	1
Survey Unit:	6
Survey Sub-unit:	1

Alpha Survey Instruments				
Inst. S/N	Inst. Code	Eff. %	Corr. Fac.	Bkg. CPM
1510	6	23.6	4.24	1

Beta Survey Instruments				
Inst. S/N	Inst. Code	Eff. %	Corr. Fac.	Bkg. CPM
1593	11	37.5	2.67	297

Gamma or Beta/Gamma Instruments			
Inst. S/N	Inst. Code	Bkg.	Detection Type
234	23	5	Gamma
1522	22	0.01	Beta / Gamma

Classification:	5
Survey Type:	LOWER

Alpha Counting Instruments				
Inst. S/N	Inst. Code	Eff. %	Corr. Fac.	Bkg. CPM
13295	2	33.88	2.95	0.28

Beta Counting Instruments				
Inst. S/N	Inst. Code	Eff. %	Corr. Fac.	Bkg. CPM
13295	3	37.13	2.69	2.06

Survey Date:	1/26/95
Count Date:	3/6/95

Surveyor:	V. TAYLOR/ C. VERGARI
Signature:	<i>V. Taylor / C. Vergari</i>

Surface Description	Coordinates		Gamma at 1m	Gamma Inst.	Beta/Gamma Contact	Beta/Gamma	Contact Gross 1 min. Count	Alpha Inst.	Contact Gross 1 min. Count	Beta Inst.	Scan Contact Gross CPM		Removable DPM/100 cm2	Alpha Count	Removable DPM/100 cm2	Beta Count	Comments
	X	Y	uR/hr	Code	mR/hr	Code	Alpha	Code	Beta	Code	Max Beta	Avg Beta	Alpha	Code	Beta	Code	
	FLOOR, CONCRETE	36	-13	5	23	0.011	22	1	6	240	11	240	190	-0.82	2	-2.87	
FLOOR, CONCRETE	36	-14	5	23	0.012	22	0	6	241	11	356	200	0.65	2	-4.21	3	PAINTED
FLOOR, CONCRETE	36	-15	5	23	0.009	22	2	6	224	11	300	210	-0.82	2	-2.87	3	PAINTED
FLOOR, CONCRETE	36	-16	5	23	0.008	22	0	6	222	11	359	240	-0.82	2	-4.21	3	PAINTED
FLOOR, CONCRETE	36	-17	5	23	0.006	22	5	6	213	11	342	220	-0.82	2	-0.17	3	PAINTED
FLOOR, CONCRETE	36	-18	5	23	0.014	22	3	6	265	11	309	197	-0.82	2	-0.17	3	PAINTED
FLOOR, CONCRETE	36	-19	6	23	0.018	22	1	6	246	11	336	240	-0.82	2	-2.87	3	PAINTED
FLOOR, CONCRETE	36	-20	5	23	0.012	22	1	6	250	11	292	210	-0.82	2	-0.17	3	PAINTED
FLOOR, CONCRETE	36	-21	5	23	0.011	22	3	6	254	11	351	250	0.65	2	-1.52	3	PAINTED
FLOOR, CONCRETE	36	-22	6	23	0.012	22	0	6	310	11	360	240	-0.82	2	-2.87	3	PAINTED
FLOOR, CONCRETE	36	-23	6	23	0.02	22	3	6	251	11	382	250	-0.82	2	-1.52	3	PAINTED
FLOOR, CONCRETE	36	-24	6	23	0.012	22	2	6	245	11	341	220	-0.82	2	-1.52	3	PAINTED

**LB5100-W Low Background Counting System -- Smear Analysis**

Date: 3/6/95  
 Counting Unit id: 1  
 Data file name: C:\LBXL\UNIT1\B01-147.XLD  
 Batch Ended: 3/6/95 13:22  
 Crosstalk Correction: Not Applied

Alpha activity action level (DPM): 20.00  
 Beta activity action level (DPM): 200.00  
 Certainty level for MDA and flags: 95.00%  
 High Voltage Setting: 1410

Application Revision: 3  
 Application Version: Standard

Alpha efficiency log file: th230ab Alpha Efficiency: 33.88% Alpha to Beta Crosstalk: 24.12% Alpha Background (CPM): 0.278571429 Alpha Correction Factor: 1.000
Beta efficiency log file: tc99ab Beta Efficiency: 37.13% Beta into Alpha Crosstalk: 0.03% Beta Background (CPM): 2.064285714 Beta Correction Factor: 1.000

Batch ID: Blairsville 1-6-1

Carrier	Alpha Activity				Beta Activity				Count time (min)	Alpha CPM	Beta CPM	Completion Date - Time
	DPM	$\sigma$	flags	MDA	DPM	$\sigma$	flags	MDA				
1	-0.822	1.48	<MDA	7.64	-2.87	1.93	<MDA	12.71	2.00	-0.279	-1.06	3/6/95 9:31
2	-0.822	1.48	<MDA	7.64	-0.17	2.71	<MDA	12.71	2.00	-0.279	-0.06	3/6/95 9:33
3	0.654	1.48	<MDA	7.64	-5.56	1.39	<MDA	12.71	2.00	0.221	-2.06	3/6/95 9:36
4	-0.822	1.48	<MDA	7.64	-1.52	2.36	<MDA	12.71	2.00	-0.279	-0.56	3/6/95 9:38
5	-0.822	1.48	<MDA	7.64	-1.52	2.36	<MDA	12.71	2.00	-0.279	-0.56	3/6/95 9:40
6	-0.822	1.48	<MDA	7.64	-0.17	2.71	<MDA	12.71	2.00	-0.279	-0.06	3/6/95 9:42
7	-0.822	1.48	<MDA	7.64	-4.21	1.39	<MDA	12.71	2.00	-0.279	-1.56	3/6/95 9:44
8	-0.822	1.48	<MDA	7.64	-0.17	2.71	<MDA	12.71	2.00	-0.279	-0.06	3/6/95 9:46
9	0.654	1.48	<MDA	7.64	-4.21	1.39	<MDA	12.71	2.00	0.221	-1.56	3/6/95 9:49
10	-0.822	1.48	<MDA	7.64	-0.17	2.71	<MDA	12.71	2.00	-0.279	-0.06	3/6/95 9:51
11	-0.822	1.48	<MDA	7.64	2.52	3.32	<MDA	12.71	2.00	-0.279	0.94	3/6/95 9:53
12	-0.822	1.48	<MDA	7.64	-4.21	1.39	<MDA	12.71	2.00	-0.279	-1.56	3/6/95 9:55
13	-0.822	1.48	<MDA	7.64	-0.17	2.71	<MDA	12.71	2.00	-0.279	-0.06	3/6/95 9:58
14	2.129	2.09	<AL	7.64	-2.87	1.93	<MDA	12.71	2.00	0.721	-1.06	3/6/95 10:00
15	-0.822	1.48	<MDA	7.64	-2.87	1.93	<MDA	12.71	2.00	-0.279	-1.06	3/6/95 10:02
16	2.129	2.09	<AL	7.64	3.87	3.58	<MDA	12.71	2.00	0.721	1.44	3/6/95 10:04
17	-0.822	1.48	<MDA	7.64	-4.21	1.39	<MDA	12.71	2.00	-0.279	-1.56	3/6/95 10:06
18	-0.822	1.48	<MDA	7.64	-5.56	1.39	<MDA	12.71	2.00	-0.279	-2.06	3/6/95 10:08
19	0.654	1.48	<MDA	7.64	1.17	3.03	<MDA	12.71	2.00	0.221	0.44	3/6/95 10:11
20	-0.822	1.48	<MDA	7.64	-2.87	1.93	<MDA	12.71	2.00	-0.279	-1.06	3/6/95 10:13
21	-0.822	1.48	<MDA	7.64	1.17	3.03	<MDA	12.71	2.00	-0.279	0.44	3/6/95 10:15
22	2.129	2.09	<AL	7.64	-5.56	1.39	<MDA	12.71	2.00	0.721	-2.06	3/6/95 10:17
23	-0.822	1.48	<MDA	7.64	-2.87	1.93	<MDA	12.71	2.00	-0.279	-1.06	3/6/95 10:20
24	-0.822	1.48	<MDA	7.64	-4.21	1.39	<MDA	12.71	2.00	-0.279	-1.56	3/6/95 10:22

**LB5100-W Low Background Counting System – Smear Analysis**

Date: 3/6/95  
 Counting Unit id: 1  
 Data file name: C:\LBXL\UNIT1\B01-147.XLD  
 Batch Ended: 3/6/95 13:22  
 Crosstalk Correction: Not Applied

Alpha activity action level (DPM): 20.00  
 Beta activity action level (DPM): 200.00  
 Certainty level for MDA and flags: 95.00%  
 High Voltage Setting: 1410

Application Revision: 3  
 Application Version: Standard

Alpha efficiency log file: th230ab Alpha Efficiency: 33.88% Alpha to Beta Crosstalk: 24.12% Alpha Background (CPM): 0.278571429 Alpha Correction Factor: 1.000
Beta efficiency log file: tc99ab Beta Efficiency: 37.13% Beta into Alpha Crosstalk: 0.03% Beta Background (CPM): 2.064285714 Beta Correction Factor: 1.000

Batch ID: Blairsville 1-6-1

Carrier	Alpha Activity				Beta Activity				Count time (min)	Alpha CPM	Beta CPM	Completion Date - Time
	DPM	$\sigma$	flags	MDA	DPM	$\sigma$	flags	MDA				
25	-0.822	1.48	<MDA	7.64	-2.87	1.93	<MDA	12.71	2.00	-0.279	-1.06	3/6/95 10:24
26	-0.822	1.48	<MDA	7.64	-0.17	2.71	<MDA	12.71	2.00	-0.279	-0.06	3/6/95 10:26
27	-0.822	1.48	<MDA	7.64	-1.52	2.36	<MDA	12.71	2.00	-0.279	-0.56	3/6/95 10:28
28	-0.822	1.48	<MDA	7.64	-4.21	1.39	<MDA	12.71	2.00	-0.279	-1.56	3/6/95 10:31
29	0.654	1.48	<MDA	7.64	1.17	3.03	<MDA	12.71	2.00	0.221	0.44	3/6/95 10:33
30	0.654	1.48	<MDA	7.64	6.56	4.06	<AL	12.71	2.00	0.221	2.44	3/6/95 10:35
31	-0.822	1.48	<MDA	7.64	1.17	3.03	<MDA	12.71	2.00	-0.279	0.44	3/6/95 10:37
32	-0.822	1.48	<MDA	7.64	-1.52	2.36	<MDA	12.71	2.00	-0.279	-0.56	3/6/95 10:39
33	-0.822	1.48	<MDA	7.64	1.17	3.03	<MDA	12.71	2.00	-0.279	0.44	3/6/95 10:41
34	-0.822	1.48	<MDA	7.64	2.52	3.32	<MDA	12.71	2.00	-0.279	0.94	3/6/95 10:44
35	-0.822	1.48	<MDA	7.64	-4.21	1.39	<MDA	12.71	2.00	-0.279	-1.56	3/6/95 10:46
36	-0.822	1.48	<MDA	7.64	-4.21	1.39	<MDA	12.71	2.00	-0.279	-1.56	3/6/95 10:48
37	-0.822	1.48	<MDA	7.64	-1.52	2.36	<MDA	12.71	2.00	-0.279	-0.56	3/6/95 10:50
38	0.654	1.48	<MDA	7.64	-0.17	2.71	<MDA	12.71	2.00	0.221	-0.06	3/6/95 10:53
39	2.129	2.09	<AL	7.64	-1.52	2.36	<MDA	12.71	2.00	0.721	-0.56	3/6/95 10:55
40	-0.822	1.48	<MDA	7.64	-1.52	2.36	<MDA	12.71	2.00	-0.279	-0.56	3/6/95 10:57
41	-0.822	1.48	<MDA	7.64	-1.52	2.36	<MDA	12.71	2.00	-0.279	-0.56	3/6/95 10:59
42	-0.822	1.48	<MDA	7.64	-4.21	1.39	<MDA	12.71	2.00	-0.279	-1.56	3/6/95 11:01
43	-0.822	1.48	<MDA	7.64	-1.52	2.36	<MDA	12.71	2.00	-0.279	-0.56	3/6/95 11:04
44	-0.822	1.48	<MDA	7.64	1.17	3.03	<MDA	12.71	2.00	-0.279	0.44	3/6/95 11:06
45	-0.822	1.48	<MDA	7.64	1.17	3.03	<MDA	12.71	2.00	-0.279	0.44	3/6/95 11:08
46	0.654	1.48	<MDA	7.64	-0.17	2.71	<MDA	12.71	2.00	0.221	-0.06	3/6/95 11:10
47	-0.822	1.48	<MDA	7.64	2.52	3.32	<MDA	12.71	2.00	-0.279	0.94	3/6/95 11:12
48	0.654	1.48	<MDA	7.64	-2.87	1.93	<MDA	12.71	2.00	0.221	-1.06	3/6/95 11:15

**LB5100-W Low Background Counting System -- Smear Analysis**

Date: 3/6/95  
 Counting Unit id: 1  
 Data file name: C:\LBXL\UNIT1\B01-147.XLD  
 Batch Ended: 3/6/95 13:22  
 Crosstalk Correction: Not Applied

Alpha activity action level (DPM): 20.00  
 Beta activity action level (DPM): 200.00  
 Certainty level for MDA and flags: 95.00%  
 High Voltage Setting: 1410

Application Revision: 3  
 Application Version: Standard

Alpha efficiency log file: th230ab Alpha Efficiency: 33.88% Alpha to Beta Crosstalk: 24.12% Alpha Background (CPM): 0.278571429 Alpha Correction Factor: 1.000
Beta efficiency log file: tc99ab Beta Efficiency: 37.13% Beta into Alpha Crosstalk: 0.03% Beta Background (CPM): 2.064285714 Beta Correction Factor: 1.000

Batch ID: Blairsville 1-6-1

Carrier	Alpha Activity				Beta Activity				Count time (min)	Alpha CPM	Beta CPM	Completion Date - Time
	DPM	$\sigma$	flags	MDA	DPM	$\sigma$	flags	MDA				
49	-0.822	1.48	<MDA	7.64	-2.87	1.93	<MDA	12.71	2.00	-0.279	-1.06	3/6/95 11:17
50	-0.822	1.48	<MDA	7.64	-0.17	2.71	<MDA	12.71	2.00	-0.279	-0.06	3/6/95 11:19
51	0.654	1.48	<MDA	7.64	-2.87	1.93	<MDA	12.71	2.00	0.221	-1.06	3/6/95 11:21
52	-0.822	1.48	<MDA	7.64	2.52	3.32	<MDA	12.71	2.00	-0.279	0.94	3/6/95 11:23
53	-0.822	1.48	<MDA	7.64	-2.87	1.93	<MDA	12.71	2.00	-0.279	-1.06	3/6/95 11:26
54	-0.822	1.48	<MDA	7.64	-4.21	1.39	<MDA	12.71	2.00	-0.279	-1.56	3/6/95 11:28
55	-0.822	1.48	<MDA	7.64	1.17	3.03	<MDA	12.71	2.00	-0.279	0.44	3/6/95 11:30
56	-0.822	1.48	<MDA	7.64	-2.87	1.93	<MDA	12.71	2.00	-0.279	-1.06	3/6/95 11:32
57	-0.822	1.48	<MDA	7.64	-5.56	1.39	<MDA	12.71	2.00	-0.279	-2.06	3/6/95 11:34
58	-0.822	1.48	<MDA	7.64	-4.21	1.39	<MDA	12.71	2.00	-0.279	-1.56	3/6/95 11:37
59	-0.822	1.48	<MDA	7.64	-0.17	2.71	<MDA	12.71	2.00	-0.279	-0.06	3/6/95 11:39
60	-0.822	1.48	<MDA	7.64	-1.52	2.36	<MDA	12.71	2.00	-0.279	-0.56	3/6/95 11:41
61	0.654	1.48	<MDA	7.64	5.21	3.82	<AL	12.71	2.00	0.221	1.94	3/6/95 11:43
62	-0.822	1.48	<MDA	7.64	-2.87	1.93	<MDA	12.71	2.00	-0.279	-1.06	3/6/95 11:45
63	0.654	1.48	<MDA	7.64	-0.17	2.71	<MDA	12.71	2.00	0.221	-0.06	3/6/95 11:48
64	-0.822	1.48	<MDA	7.64	5.21	3.82	<AL	12.71	2.00	-0.279	1.94	3/6/95 11:50
65	-0.822	1.48	<MDA	7.64	-4.21	1.39	<MDA	12.71	2.00	-0.279	-1.56	3/6/95 11:52
66	0.654	1.48	<MDA	7.64	3.87	3.58	<MDA	12.71	2.00	0.221	1.44	3/6/95 11:54
67	-0.822	1.48	<MDA	7.64	-0.17	2.71	<MDA	12.71	2.00	-0.279	-0.06	3/6/95 11:56
68	-0.822	1.48	<MDA	7.64	-2.87	1.93	<MDA	12.71	2.00	-0.279	-1.06	3/6/95 11:59
69	-0.822	1.48	<MDA	7.64	-0.17	2.71	<MDA	12.71	2.00	-0.279	-0.06	3/6/95 12:01
70	-0.822	1.48	<MDA	7.64	-0.17	2.71	<MDA	12.71	2.00	-0.279	-0.06	3/6/95 12:03
71	-0.822	1.48	<MDA	7.64	-4.21	1.39	<MDA	12.71	2.00	-0.279	-1.56	3/6/95 12:05
72	-0.822	1.48	<MDA	7.64	1.17	3.03	<MDA	12.71	2.00	-0.279	0.44	3/6/95 12:07

**LB5100-W Low Background Counting System -- Smear Analysis**

Date: 3/6/95  
 Counting Unit id: 1  
 Data file name: C:\LBXL\UNIT1\B01-147.XLD  
 Batch Ended: 3/6/95 13:22  
 Crosstalk Correction: Not Applied

Alpha activity action level (DPM): 20.00  
 Beta activity action level (DPM): 200.00  
 Certainty level for MDA and flags: 95.00%  
 High Voltage Setting: 1410

Application Revision: 3  
 Application Version: Standard

Alpha efficiency log file: th230ab  
 Alpha Efficiency: 33.88%  
 Alpha to Beta Crosstalk: 24.12%  
 Alpha Background (CPM): 0.278571429  
 Alpha Correction Factor: 1.000

Beta efficiency log file: tc99ab  
 Beta Efficiency: 37.13%  
 Beta into Alpha Crosstalk: 0.03%  
 Beta Background (CPM): 2.064285714  
 Beta Correction Factor: 1.000

Batch ID: Blairsville 1-6-1

Carrier	Alpha Activity				Beta Activity				Count time (min)	Alpha CPM	Beta CPM	Completion Date - Time
	DPM	$\sigma$	flags	MDA	DPM	$\sigma$	flags	MDA				
73	2.129	2.09	<AL	7.64	-5.56	1.39	<MDA	12.71	2.00	0.721	-2.06	3/6/95 12:10
74	-0.822	1.48	<MDA	7.64	-1.52	2.36	<MDA	12.71	2.00	-0.279	-0.56	3/6/95 12:12
75	-0.822	1.48	<MDA	7.64	-2.87	1.93	<MDA	12.71	2.00	-0.279	-1.06	3/6/95 12:14
76	-0.822	1.48	<MDA	7.64	-2.87	1.93	<MDA	12.71	2.00	-0.279	-1.06	3/6/95 12:16
77	-0.822	1.48	<MDA	7.64	-5.56	1.39	<MDA	12.71	2.00	-0.279	-2.06	3/6/95 12:18
78	-0.822	1.48	<MDA	7.64	-4.21	1.39	<MDA	12.71	2.00	-0.279	-1.56	3/6/95 12:21
79	0.654	1.48	<MDA	7.64	-5.56	1.39	<MDA	12.71	2.00	0.221	-2.06	3/6/95 12:23
80	-0.822	1.48	<MDA	7.64	-2.87	1.93	<MDA	12.71	2.00	-0.279	-1.06	3/6/95 12:25
81	-0.822	1.48	<MDA	7.64	1.17	3.03	<MDA	12.71	2.00	-0.279	0.44	3/6/95 12:27
82	-0.822	1.48	<MDA	7.64	-2.87	1.93	<MDA	12.71	2.00	-0.279	-1.06	3/6/95 12:29
83	-0.822	1.48	<MDA	7.64	-0.17	2.71	<MDA	12.71	2.00	-0.279	-0.06	3/6/95 12:32
84	-0.822	1.48	<MDA	7.64	-0.17	2.71	<MDA	12.71	2.00	-0.279	-0.06	3/6/95 12:34
85	-0.822	1.48	<MDA	7.64	-5.56	1.39	<MDA	12.71	2.00	-0.279	-2.06	3/6/95 12:36
86	-0.822	1.48	<MDA	7.64	-2.87	1.93	<MDA	12.71	2.00	-0.279	-1.06	3/6/95 12:38
87	-0.822	1.48	<MDA	7.64	-2.87	1.93	<MDA	12.71	2.00	-0.279	-1.06	3/6/95 12:40
88	-0.822	1.48	<MDA	7.64	-0.17	2.71	<MDA	12.71	2.00	-0.279	-0.06	3/6/95 12:43
89	-0.822	1.48	<MDA	7.64	-1.52	2.36	<MDA	12.71	2.00	-0.279	-0.56	3/6/95 12:45
90	0.654	1.48	<MDA	7.64	2.52	3.32	<MDA	12.71	2.00	0.221	0.94	3/6/95 12:47
91	-0.822	1.48	<MDA	7.64	-5.56	1.39	<MDA	12.71	2.00	-0.279	-2.06	3/6/95 12:49
92	-0.822	1.48	<MDA	7.64	-4.21	1.39	<MDA	12.71	2.00	-0.279	-1.56	3/6/95 12:51
93	-0.822	1.48	<MDA	7.64	-2.87	1.93	<MDA	12.71	2.00	-0.279	-1.06	3/6/95 12:54
94	0.654	1.48	<MDA	7.64	-4.21	1.39	<MDA	12.71	2.00	0.221	-1.56	3/6/95 12:56
95	-0.822	1.48	<MDA	7.64	-2.87	1.93	<MDA	12.71	2.00	-0.279	-1.06	3/6/95 12:58
96	-0.822	1.48	<MDA	7.64	-4.21	1.39	<MDA	12.71	2.00	-0.279	-1.56	3/6/95 13:00

**LB5100-W Low Background Counting System – Smear Analysis**

Date: 3/6/95  
 Counting Unit id: 1  
 Data file name: C:\LBXL\UNIT1\B01-147.XLD  
 Batch Ended: 3/6/95 13:22  
 Crosstalk Correction: Not Applied

Alpha activity action level (DPM): 20.00  
 Beta activity action level (DPM): 200.00  
 Certainty level for MDA and flags: 95.00%  
 High Voltage Setting: 1410

Application Revision: 3  
 Application Version: Standard

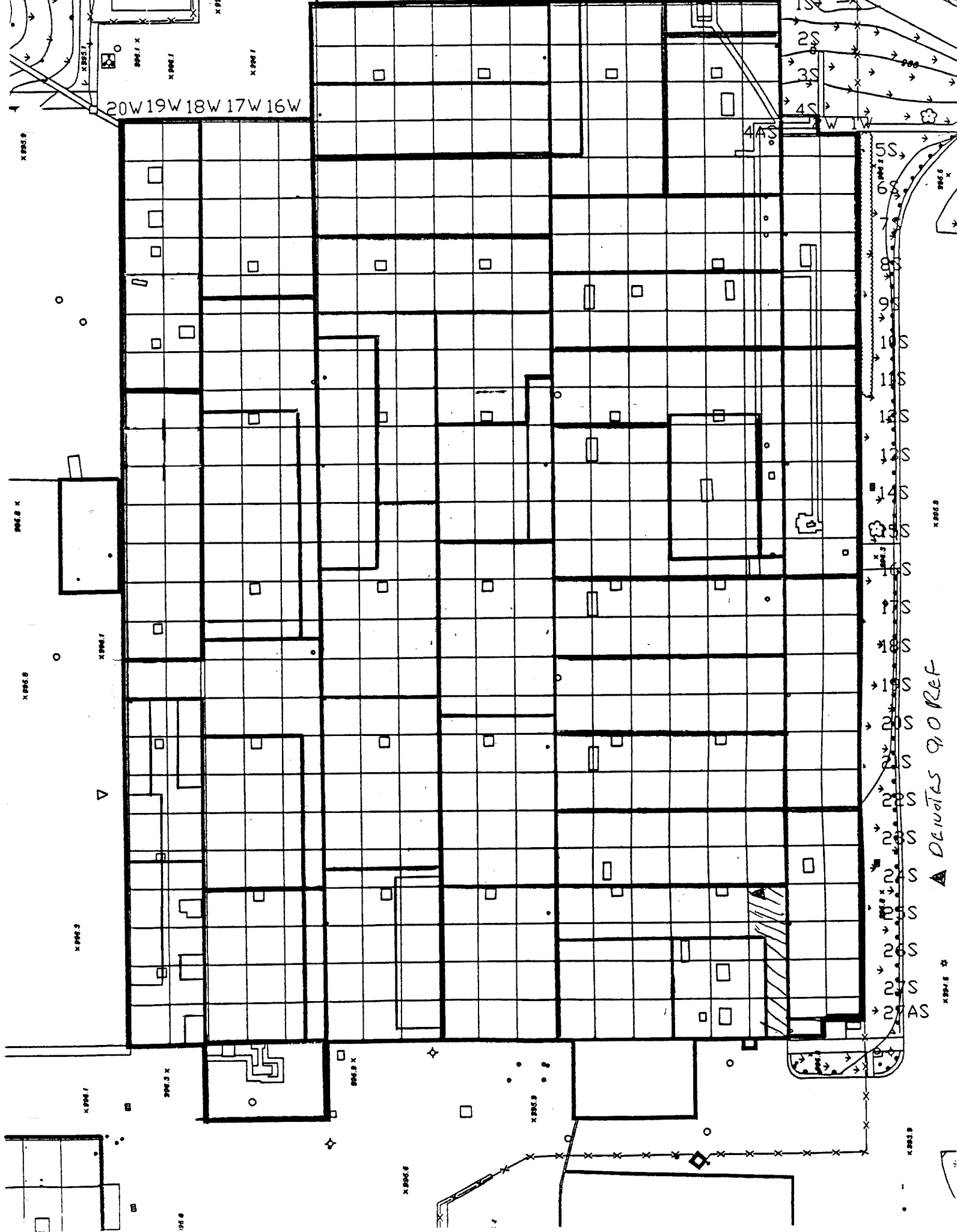
Alpha efficiency log file: th230ab Alpha Efficiency: 33.88% Alpha to Beta Crosstalk: 24.12% Alpha Background (CPM): 0.278571429 Alpha Correction Factor: 1.000
Beta efficiency log file: tc99ab Beta Efficiency: 37.13% Beta into Alpha Crosstalk: 0.03% Beta Background (CPM): 2.064285714 Beta Correction Factor: 1.000

Batch ID: Blairsville 1-6-1

Carrier	Alpha Activity				Beta Activity				Count time (min)	Alpha CPM	Beta CPM	Completion Date - Time
	DPM	$\sigma$	flags	MDA	DPM	$\sigma$	flags	MDA				
97	-0.822	1.48	<MDA	7.64	-0.17	2.71	<MDA	12.71	2.00	-0.279	-0.06	3/6/95 13:02
98	-0.822	1.48	<MDA	7.64	-0.17	2.71	<MDA	12.71	2.00	-0.279	-0.06	3/6/95 13:05
99	-0.822	1.48	<MDA	7.64	-2.87	1.93	<MDA	12.71	2.00	-0.279	-1.06	3/6/95 13:07
100	-0.822	1.48	<MDA	7.64	-0.17	2.71	<MDA	12.71	2.00	-0.279	-0.06	3/6/95 13:09
1	0.654	1.48	<MDA	7.64	-1.52	2.36	<MDA	12.71	2.00	0.221	-0.56	3/6/95 13:11
2	-0.822	1.48	<MDA	7.64	-2.87	1.93	<MDA	12.71	2.00	-0.279	-1.06	3/6/95 13:13
3	-0.822	1.48	<MDA	7.64	-1.52	2.36	<MDA	12.71	2.00	-0.279	-0.56	3/6/95 13:16
4	-0.822	1.48	<MDA	7.64	-1.52	2.36	<MDA	12.71	2.00	-0.279	-0.56	3/6/95 13:18
5	-0.822	1.48	<MDA	7.64	-1.52	2.36	<MDA	12.71	2.00	-0.279	-0.56	3/6/95 13:20
6	-0.822	1.48	<MDA	7.64	-1.52	2.36	<MDA	12.71	2.00	-0.279	-0.56	3/6/95 13:22

15W 14W 13W 12W 11W 10W 9W 8W 7W 6W 5W 4W 3W


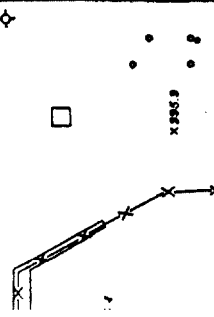
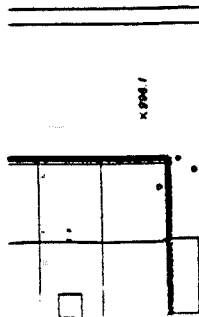
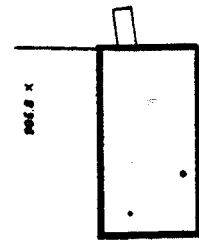
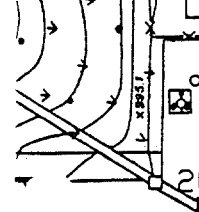
20W 19W 18W 17W 16W



▲ DEVIATES 9.0 Ref

X 29.5 S

X 29.5 S



# Blairsville Point Survey Form #003

Survey Serial #:	01-148
------------------	--------

Survey Section:	1
-----------------	---

Survey Unit:	20
--------------	----

Survey Sub-unit:	3
------------------	---

Classification:	5
-----------------	---

Survey Type:	lower walls
--------------	-------------

Survey Date:	1/30/95
--------------	---------

Count Date:	3/2/52
-------------	--------


Alpha Survey Instruments				
Inst. S/N	Inst. Code	Eff. %	Corr. Fac.	Bkg. CPM
1510	6	23.6	4.24	1

Beta Survey Instruments				
Inst. S/N	Inst. Code	Eff. %	Corr. Fac.	Bkg. CPM
1593	11	37.5	2.67	265

Gamma or Beta/Gamma Instruments			
Inst. S/N	Inst. Code	Bkg.	Detection Type

Alpha Counting Instruments				
Inst. S/N	Inst. Code	Eff. %	Corr. Fac.	Bkg. CPM
13295	2	33.88	2.95	0.28

Beta Counting Instruments				
Inst. S/N	Inst. Code	Eff. %	Corr. Fac.	Bkg. CPM
13295	3	37.13	2.69	2.06

Surveyor:	V. TAYLOR/ L. SMITH
Signature:	

Surface Description	Coordinates		Gamma at 1m	Gamma Inst.	Beta/Gamma Contact	Beta/Gamma Code	Contact Gross 1 min. Count	Alpha Inst.	Contact Gross 1 min. Count	Beta Inst.	Scan Contact Gross CPM		Removable DPM/100 cm2	Alpha Count	Removable DPM/100 cm2	Beta Count	Comments
	X	Y	uR/hr	Code	mR/hr	Code	Alpha	Code	Beta	Code	Max Beta	Avg Beta	Alpha	Code	Beta	Code	
PAINTED BLOCK	1	1	N/A	N/A	N/A	N/A	3	6	250	11	410	250	-0.82	2	-1.52	3	WEST WALL
PAINTED BLOCK	1	2	N/A	N/A	N/A	N/A	1	6	231	11	316	240	-0.82	2	-0.17	3	WEST WALL
PAINTED BLOCK	2	1	N/A	N/A	N/A	N/A	4	6	242	11	287	230	-0.82	2	-2.87	3	WEST WALL
PAINTED BLOCK	3	1	N/A	N/A	N/A	N/A	0	6	245	11	323	250	-0.82	2	-4.21	3	WEST WALL
PAINTED BLOCK	4	1	N/A	N/A	N/A	N/A	4	6	253	11	335	280	-0.82	2	-2.87	3	WEST WALL
PAINTED BLOCK	4	2	N/A	N/A	N/A	N/A	1	6	201	11	364	225	-0.82	2	-0.17	3	WEST WALL
PAINTED BLOCK	5.3	1	N/A	N/A	N/A	N/A	0	6	243	11	341	250	-0.82	2	-0.17	3	WEST WALL
PAINTED BLOCK	5.3	2	N/A	N/A	N/A	N/A	2	6	235	11	337	240	-0.82	2	-5.56	3	WEST WALL
PLASTER	1	1	N/A	N/A	N/A	N/A	3	6	152	11	257	160	0.65	2	-0.17	3	NORTH WALL
PLASTER	1	2	N/A	N/A	N/A	N/A	3	6	183	11	204	170	0.65	2	-0.17	3	NORTH WALL
PLASTER	2	1	N/A	N/A	N/A	N/A	2	6	153	11	226	160	-0.82	2	-2.87	3	NORTH WALL
PLASTER	3	1	N/A	N/A	N/A	N/A	0	6	180	11	260	180	0.65	2	1.17	3	NORTH WALL
PLASTER	4	1	N/A	N/A	N/A	N/A	1	6	184	11	276	160	-0.82	2	-0.17	3	NORTH WALL
PLASTER	4	2	N/A	N/A	N/A	N/A	2	6	165	11	222	180	-0.82	2	-1.52	3	NORTH WALL
PLASTER	5	1	N/A	N/A	N/A	N/A	5	6	175	11	223	170	-0.82	2	-1.52	3	NORTH WALL
PLASTER	5	2	N/A	N/A	N/A	N/A	3	6	184	11	267	150	2.13	2	-1.52	3	NORTH WALL
PAINTED BLOCK	0.3	1	N/A	N/A	N/A	N/A	5	6	247	11	274	210	2.13	2	-4.21	3	EAST WALL
PAINTED BLOCK	0.3	2	N/A	N/A	N/A	N/A	4	6	242	11	266	210	-0.82	2	-1.52	3	EAST WALL
PAINTED BLOCK	2	1	N/A	N/A	N/A	N/A	1	6	232	11	386	240	0.65	2	-1.52	3	EAST WALL
PAINTED BLOCK	2	2	N/A	N/A	N/A	N/A	2	6	239	11	247	206	0.65	2	2.52	3	EAST WALL
PAINTED BLOCK	3	1	N/A	N/A	N/A	N/A	2	6	254	11	367	220	-0.82	2	-1.52	3	EAST WALL
PAINTED BLOCK	4	1	N/A	N/A	N/A	N/A	1	6	279	11	362	240	-0.82	2	-1.52	3	EAST WALL
PAINTED BLOCK	4	2	N/A	N/A	N/A	N/A	0	6	234	11	279	205	-0.82	2	-0.17	3	EAST WALL



# Blairsville Point Survey Form #003

Survey Serial #:	01-148
Survey Section:	1
Survey Unit:	20
Survey Sub-unit:	3

Alpha Survey Instruments				
Inst. S/N	Inst. Code	Eff. %	Corr. Fac.	Bkg. CPM
1510	6	23.6	4.24	1

Beta Survey Instruments				
Inst. S/N	Inst. Code	Eff. %	Corr. Fac.	Bkg. CPM
1593	11	37.5	2.67	265

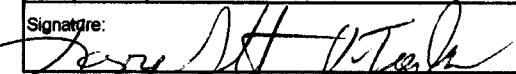
Gamma or Beta/Gamma Instruments			
Inst. S/N	Inst. Code	Bkg.	Detection Type

Classification:	5
Survey Type:	lower walls

Alpha Counting Instruments				
Inst. S/N	Inst. Code	Eff. %	Corr. Fac.	Bkg. CPM
13295	2	33.88	2.95	0.28

Beta Counting Instruments				
Inst. S/N	Inst. Code	Eff. %	Corr. Fac.	Bkg. CPM
13295	3	37.13	2.69	2.06

Survey Date:	1/30/95
Count Date:	3/2/52

Surveyor:	V. TAYLOR/ L. SMITH
Signature:	

Surface Description	Coordinates		Gamma at 1m uR/hr	Gamma Inst. Code	Beta/Gamma Contact mR/hr	Beta/Gamma Code	Contact Gross 1 min. Count Alpha	Alpha Inst. Code	Contact Gross 1 min. Count Beta	Beta Inst. Code	Scan Contact		Removable DPM/100 cm2 Alpha	Alpha Count Code	Removable DPM/100 cm2 Beta	Beta Count Code	Comments
											Gross CPM						
	X	Y									Max Beta	Avg Beta					
PAINTED BLOCK	5	1	N/A	N/A	N/A	N/A	0	6	266	11	312	230	0.65	2	1.17	3	EAST WALL
PAINTED BLOCK	5	2	N/A	N/A	N/A	N/A	0	6	230	11	352	210	0.65	2	-5.56	3	EAST WALL
PAINTED BLOCK	1	1	N/A	N/A	N/A	N/A	0	6	252	11	324	220	0.65	2	-0.17	3	SOUTH WALL
PAINTED BLOCK	1	2	N/A	N/A	N/A	N/A	3	6	254	11	317	230	-0.82	2	-5.56	3	SOUTH WALL
PAINTED BLOCK	2	1	N/A	N/A	N/A	N/A	4	6	220	11	329	230	-0.82	2	1.17	3	SOUTH WALL
PAINTED BLOCK	2	2	N/A	N/A	N/A	N/A	4	6	229	11	322	240	-0.82	2	1.17	3	SOUTH WALL
PAINTED BLOCK	3	1	N/A	N/A	N/A	N/A	2	6	276	11	408	260	-0.82	2	-0.17	3	SOUTH WALL
PAINTED BLOCK	3	2	N/A	N/A	N/A	N/A	2	6	206	11	321	240	0.65	2	-4.21	3	SOUTH WALL
PAINTED BLOCK	4	1	N/A	N/A	N/A	N/A	1	6	253	11	324	240	-0.82	2	-5.56	3	SOUTH WALL
PAINTED BLOCK	4	2	N/A	N/A	N/A	N/A	3	6	238	11	273	230	0.65	2	-2.87	3	SOUTH WALL
PAINTED BLOCK	5	1	N/A	N/A	N/A	N/A	2	6	219	11	330	220	-0.82	2	-2.87	3	SOUTH WALL
PAINTED BLOCK	5	2	N/A	N/A	N/A	N/A	3	6	209	11	300	210	-0.82	2	-5.56	3	SOUTH WALL

**LB5100-W Low Background Counting System – Smear Analysis**

Date: 3/1/95  
 Counting Unit id: 1  
 Data file name: C:\LBXL\UNIT1\B01-148.XLD  
 Batch Ended: 3/1/95 13:56  
 Crosstalk Correction: Not Applied

Alpha activity action level (DPM): 20.00  
 Beta activity action level (DPM): 200.00  
 Certainty level for MDA and flags: 95.00%  
 High Voltage Setting: 1410

Application Revision: 3  
 Application Version: Standard

Batch ID: Blairsville 1-20-3

Alpha efficiency log file: th230ab			
Alpha Efficiency: 33.88%			
Alpha to Beta Crosstalk: 24.12%			
Alpha Background (CPM): 0.278571429			
Alpha Correction Factor: 1.000			
Beta efficiency log file: tc99ab			
Beta Efficiency: 37.13%			
Beta into Alpha Crosstalk: 0.03%			
Beta Background (CPM): 2.064285714			
Beta Correction Factor: 1.000			
Count time (min)	Alpha CPM	Beta CPM	Completion Date - Time
2.00	-0.279	-0.56	3/1/95 12:35
2.00	-0.279	-0.06	3/1/95 12:37
2.00	-0.279	-1.06	3/1/95 12:39
2.00	-0.279	-1.56	3/1/95 12:42
2.00	-0.279	-1.06	3/1/95 12:44
2.00	-0.279	-0.06	3/1/95 12:46
2.00	-0.279	-0.06	3/1/95 12:48
2.00	-0.279	-2.06	3/1/95 12:50
2.00	0.221	-0.06	3/1/95 12:53
2.00	0.221	-0.06	3/1/95 12:55
2.00	-0.279	-1.06	3/1/95 12:57
2.00	0.221	0.44	3/1/95 12:59
2.00	-0.279	-0.06	3/1/95 13:01
2.00	-0.279	-0.56	3/1/95 13:03
2.00	-0.279	-0.56	3/1/95 13:06
2.00	0.721	-0.56	3/1/95 13:08
2.00	0.721	-1.56	3/1/95 13:10
2.00	-0.279	-0.56	3/1/95 13:12
2.00	0.221	-0.56	3/1/95 13:15
2.00	0.221	0.94	3/1/95 13:17
2.00	-0.279	-0.56	3/1/95 13:19
2.00	-0.279	-0.56	3/1/95 13:21
2.00	-0.279	-0.06	3/1/95 13:23
2.00	0.221	0.44	3/1/95 13:25

Carrier	Alpha Activity				Beta Activity			
	DPM	$\sigma$	flags	MDA	DPM	$\sigma$	flags	MDA
1	-0.822	1.48	<MDA	7.64	-1.52	2.36	<MDA	12.71
2	-0.822	1.48	<MDA	7.64	-0.17	2.71	<MDA	12.71
3	-0.822	1.48	<MDA	7.64	-2.87	1.93	<MDA	12.71
4	-0.822	1.48	<MDA	7.64	-4.21	1.39	<MDA	12.71
5	-0.822	1.48	<MDA	7.64	-2.87	1.93	<MDA	12.71
6	-0.822	1.48	<MDA	7.64	-0.17	2.71	<MDA	12.71
7	-0.822	1.48	<MDA	7.64	-0.17	2.71	<MDA	12.71
8	-0.822	1.48	<MDA	7.64	-5.56	1.39	<MDA	12.71
9	0.654	1.48	<MDA	7.64	-0.17	2.71	<MDA	12.71
10	0.654	1.48	<MDA	7.64	-0.17	2.71	<MDA	12.71
11	-0.822	1.48	<MDA	7.64	-2.87	1.93	<MDA	12.71
12	0.654	1.48	<MDA	7.64	1.17	3.03	<MDA	12.71
13	-0.822	1.48	<MDA	7.64	-0.17	2.71	<MDA	12.71
14	-0.822	1.48	<MDA	7.64	-1.52	2.36	<MDA	12.71
15	-0.822	1.48	<MDA	7.64	-1.52	2.36	<MDA	12.71
16	2.129	2.09	<AL	7.64	-1.52	2.36	<MDA	12.71
17	2.129	2.09	<AL	7.64	-4.21	1.39	<MDA	12.71
18	-0.822	1.48	<MDA	7.64	-1.52	2.36	<MDA	12.71
19	0.654	1.48	<MDA	7.64	-1.52	2.36	<MDA	12.71
20	0.654	1.48	<MDA	7.64	2.52	3.32	<MDA	12.71
21	-0.822	1.48	<MDA	7.64	-1.52	2.36	<MDA	12.71
22	-0.822	1.48	<MDA	7.64	-1.52	2.36	<MDA	12.71
23	-0.822	1.48	<MDA	7.64	-0.17	2.71	<MDA	12.71
24	0.654	1.48	<MDA	7.64	1.17	3.03	<MDA	12.71

**LB5100-W Low Background Counting System -- Smear Analysis**

Date: 3/1/95  
 Counting Unit id: 1  
 Data file name: C:\LBXL\UNIT1\B01-148.XLD  
 Batch Ended: 3/1/95 13:56  
 Crosstalk Correction: Not Applied

Alpha activity action level (DPM): 20.00  
 Beta activity action level (DPM): 200.00  
 Certainty level for MDA and flags: 95.00%  
 High Voltage Setting: 1410

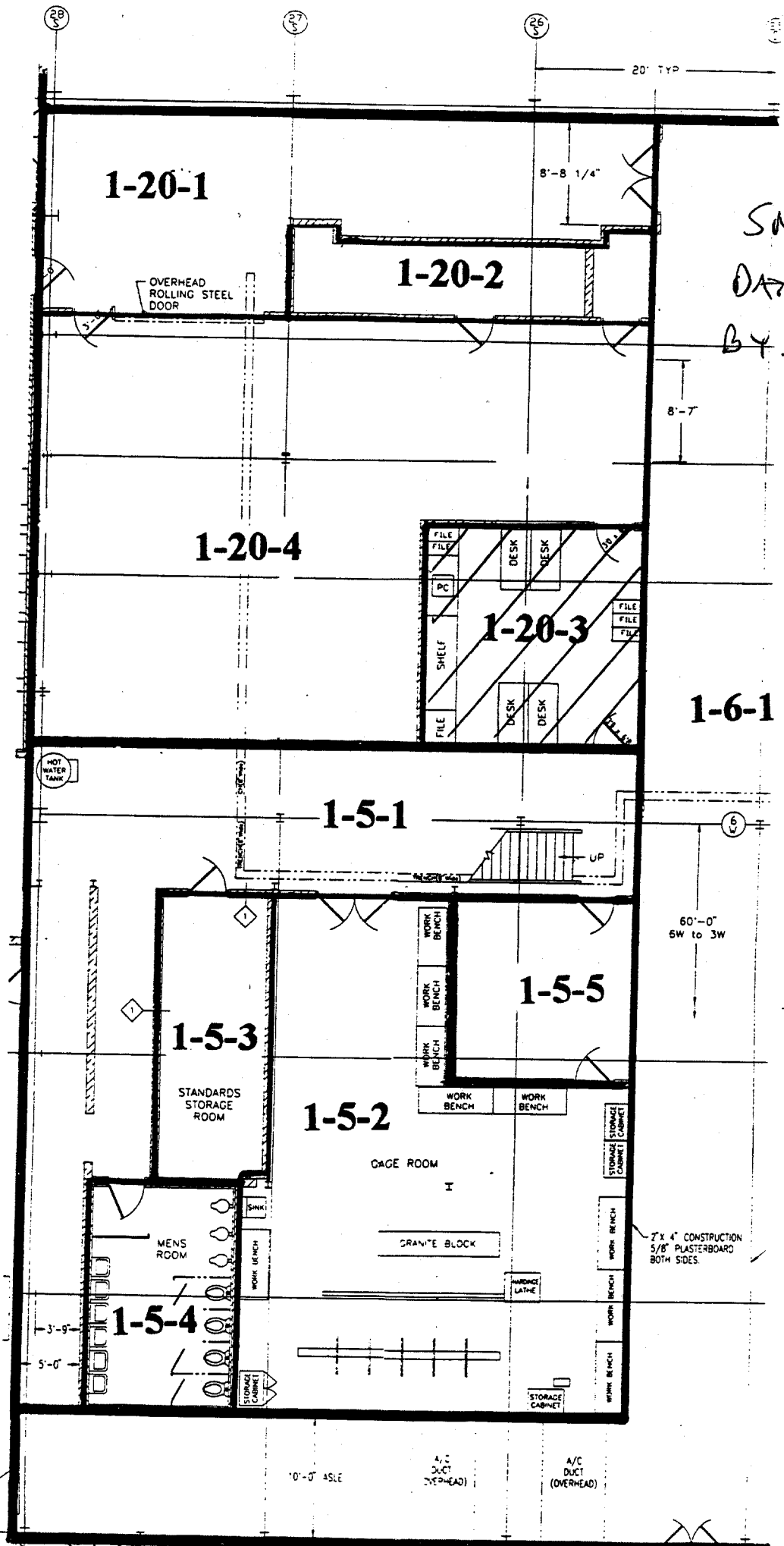
Application Revision: 3  
 Application Version: Standard

Alpha efficiency log file: th230ab  
 Alpha Efficiency: 33.88%  
 Alpha to Beta Crosstalk: 24.12%  
 Alpha Background (CPM): 0.278571429  
 Alpha Correction Factor: 1.000

Beta efficiency log file: tc99ab  
 Beta Efficiency: 37.13%  
 Beta into Alpha Crosstalk: 0.03%  
 Beta Background (CPM): 2.064285714  
 Beta Correction Factor: 1.000

Batch ID: Blairsville 1-20-3

Carrier	Alpha Activity				Beta Activity				Count time (min)	Alpha CPM	Beta CPM	Completion Date - Time
	DPM	$\sigma$	flags	MDA	DPM	$\sigma$	flags	MDA				
25	0.654	1.48	<MDA	7.64	-5.56	1.39	<MDA	12.71	2.00	0.221	-2.06	3/1/95 13:28
26	0.654	1.48	<MDA	7.64	-0.17	2.71	<MDA	12.71	2.00	0.221	-0.06	3/1/95 13:30
27	-0.822	1.48	<MDA	7.64	-5.56	1.39	<MDA	12.71	2.00	-0.279	-2.06	3/1/95 13:32
28	-0.822	1.48	<MDA	7.64	1.17	3.03	<MDA	12.71	2.00	-0.279	0.44	3/1/95 13:34
29	-0.822	1.48	<MDA	7.64	1.17	3.03	<MDA	12.71	2.00	-0.279	0.44	3/1/95 13:37
30	-0.822	1.48	<MDA	7.64	-0.17	2.71	<MDA	12.71	2.00	-0.279	-0.06	3/1/95 13:39
31	0.654	1.48	<MDA	7.64	-4.21	1.39	<MDA	12.71	2.00	0.221	-1.56	3/1/95 13:41
32	-0.822	1.48	<MDA	7.64	-5.56	1.39	<MDA	12.71	2.00	-0.279	-2.06	3/1/95 13:43
33	0.654	1.48	<MDA	7.64	-2.87	1.93	<MDA	12.71	2.00	0.221	-1.06	3/1/95 13:45
34	-0.822	1.48	<MDA	7.64	-2.87	1.93	<MDA	12.71	2.00	-0.279	-1.06	3/1/95 13:48
35	-0.822	1.48	<MDA	7.64	-5.56	1.39	<MDA	12.71	2.00	-0.279	-2.06	3/1/95 13:50
36	-0.822	1.48	<MDA	7.64	-2.87	1.93	<MDA	12.71	2.00	-0.279	-1.06	3/1/95 13:52
37	0.654	1.48	<MDA	7.64	5.21	3.82	<AL	12.71	2.00	0.221	1.94	3/1/95 13:54
38	-0.822	1.48	<MDA	7.64	5.21	3.82	<AL	12.71	2.00	-0.279	1.94	3/1/95 13:56



1-20-1

1-20-2

1-20-4

1-20-3

1-6-1

1-5-1

1-5-5

1-5-3

1-5-2

1-5-4

OVERHEAD ROLLING STEEL DOOR

8'-8 1/4"

8'-7"

HOT WATER TANK

6 W

60'-0" SW to 3W

STANDARDS STORAGE ROOM

CAGE ROOM

MENS ROOM

GRANITE BLOCK

7' X 4" CONSTRUCTION 5/8" PLASTERBOARD BOTH SIDES

0'-0" ASLE

A/C DUCT (OVERHEAD)

A/C DUCT (OVERHEAD)

SN: 01-148

DATE: 1-30-95

BY: V.T; L.S.

# Blairsville Point Survey Form #003

Survey Serial #:	01-149
Survey Section:	1
Survey Unit:	20
Survey Sub-unit:	3

Alpha Survey Instruments				
Inst. S/N	Inst. Code	Eff. %	Corr. Fac.	Bkg. CPM
1510	6	21.4	4.67	1


Beta Survey Instruments				
Inst. S/N	Inst. Code	Eff. %	Corr. Fac.	Bkg. CPM
1593	11	35.4	2.82	224

Gamma or Beta/Gamma Instruments			
Inst. S/N	Inst. Code	Bkg.	Detection Type

Classification:	5
Survey Type:	upper walls

Alpha Counting Instruments				
Inst. S/N	Inst. Code	Eff. %	Corr. Fac.	Bkg. CPM
13295	2	33.88	2.95	0.28

Beta Counting Instruments				
Inst. S/N	Inst. Code	Eff. %	Corr. Fac.	Bkg. CPM
13295	3	37.13	2.69	2.06

Surveyor:	V. TAYLOR/L. SMITH
Signature:	

Surface Description	Coordinates		Gamma at 1m	Gamma Inst.	Beta/Gamma Contact	Beta/Gamma	Contact Gross 1 min. Count	Alpha Inst.	Contact Gross 1 min. Count	Beta Inst.	Scan Contact Gross CPM		Removable DPM/100 cm2	Alpha Count	Removable DPM/100 cm2	Beta Count	Comments
	X	Y	uR/hr	Code	mR/hr	Code	Alpha	Code	Beta	Code	Max Beta	Avg Beta	Alpha	Code	Beta	Code	
PLASTER	1	2.7	N/A	N/A	N/A	N/A	4	6	191	11	380	200	-0.82	2	-0.17	3	NORTH WALL
PLASTER	2	2.7	N/A	N/A	N/A	N/A	2	6	164	11	281	140	0.65	2	-4.21	3	NORTH WALL
PLASTER	3	2.7	N/A	N/A	N/A	N/A	4	6	179	11	218	180	-0.82	2	-1.52	3	NORTH WALL
PLASTER	4	2.7	N/A	N/A	N/A	N/A	0	6	174	11	233	160	-0.82	2	-1.52	3	NORTH WALL
PLASTER	5	2.7	N/A	N/A	N/A	N/A	4	6	164	11	247	206	-0.82	2	-0.17	3	NORTH WALL
PAINTED BLOCK	0.3	2.5	N/A	N/A	N/A	N/A	0	6	233	11	284	210	-0.82	2	-1.52	3	EAST WALL
PAINTED BLOCK	2	2.5	N/A	N/A	N/A	N/A	1	6	249	11	268	211	-0.82	2	-2.87	3	EAST WALL
PAINTED BLOCK	3	2.5	N/A	N/A	N/A	N/A	1	6	219	11	272	215	-0.82	2	-1.52	3	EAST WALL
PAINTED BLOCK	4	2.5	N/A	N/A	N/A	N/A	4	6	226	11	239	206	0.65	2	-0.17	3	EAST WALL
PAINTED BLOCK	5	2.5	N/A	N/A	N/A	N/A	2	6	209	11	268	200	-0.82	2	-4.21	3	EAST WALL
PAINTED BLOCK	1	2.5	N/A	N/A	N/A	N/A	1	6	246	11	277	200	0.65	2	-2.87	3	SOUTH WALL
PAINTED BLOCK	2	2.5	N/A	N/A	N/A	N/A	2	6	223	11	265	190	-0.82	2	-4.21	3	SOUTH WALL
PAINTED BLOCK	3	2.5	N/A	N/A	N/A	N/A	1	6	219	11	260	200	-0.82	2	1.17	3	SOUTH WALL
PAINTED BLOCK	4	2.5	N/A	N/A	N/A	N/A	3	6	238	11	279	220	0.65	2	-1.52	3	SOUTH WALL
PAINTED BLOCK	5	2.5	N/A	N/A	N/A	N/A	1	6	220	11	199	161	-0.82	2	-1.52	3	SOUTH WALL
PAINTED BLOCK	1	2.5	N/A	N/A	N/A	N/A	3	6	232	11	282	210	3.60	2	1.17	3	WEST WALL
PAINTED BLOCK	2	2.5	N/A	N/A	N/A	N/A	1	6	233	11	272	200	0.65	2	-2.87	3	WEST WALL
PAINTED BLOCK	3	2.5	N/A	N/A	N/A	N/A	1	6	237	11	237	180	-0.82	2	-0.17	3	WEST WALL
PAINTED BLOCK	4	2.5	N/A	N/A	N/A	N/A	2	6	207	11	266	200	3.60	2	7.91	3	WEST WALL
PAINTED BLOCK	5.3	2.5	N/A	N/A	N/A	N/A	2	6	193	11	236	200	-0.82	2	-4.21	3	WEST WALL
PAINTED STEEL	1	-1	N/A	N/A	N/A	N/A	0	6	208	11	243	170	-0.82	2	-1.52	3	CEILING
PAINTED STEEL	2	-1	N/A	N/A	N/A	N/A	0	6	180	11	262	140	-0.82	2	-1.52	3	CEILING
PAINTED STEEL	3	-1	N/A	N/A	N/A	N/A	0	6	204	11	295	220	0.65	2	2.52	3	CEILING

# Blairsville Point Survey Form #003

Survey Serial #:	01-149
Survey Section:	1
Survey Unit:	20
Survey Sub-unit:	3

Alpha Survey Instruments				
Inst. S/N	Inst. Code	Eff. %	Corr. Fac.	Bkg. CPM
1510	6	21.4	4.67	1


Beta Survey Instruments				
Inst. S/N	Inst. Code	Eff. %	Corr. Fac.	Bkg. CPM
1593	11	35.4	2.82	224

Gamma or Beta/Gamma Instruments			
Inst. S/N	Inst. Code	Bkg.	Detection Type

Classification:	5
Survey Type:	upper walls

Alpha Counting Instruments				
Inst. S/N	Inst. Code	Eff. %	Corr. Fac.	Bkg. CPM
13295	2	33.88	2.95	0.28

Beta Counting Instruments				
Inst. S/N	Inst. Code	Eff. %	Corr. Fac.	Bkg. CPM
13295	3	37.13	2.69	2.06

Surveyor:	V. TAYLOR / L. SMITH
Signature:	

Surface Description	Coordinates		Gamma at 1m	Gamma Inst.	Beta/Gamma Contact	Beta/Gamma Code	Contact Gross 1 min. Count	Alpha Inst.	Contact Gross 1 min. Count	Beta Inst.	Scan Contact Gross CPM		Removable DPM/100 cm2	Alpha Count	Removable DPM/100 cm2	Beta Count	Comments
	X	Y	uR/hr	Code	mR/hr	Code	Alpha	Beta	Code	Max Beta	Avg Beta	Alpha	Beta	Code	Code		
	PAINTED STEEL	4	-1	N/A	N/A	N/A	N/A	4	6	151	11	284	170	-0.82	2	-0.17	
PAINTED STEEL	5	-1	N/A	N/A	N/A	N/A	3	6	170	11	288	180	-0.82	2	-0.17	3	CEILING
PAINTED STEEL	1	-2	N/A	N/A	N/A	N/A	1	6	177	11	293	170	0.65	2	-4.21	3	CEILING
PAINTED STEEL	2	-2	N/A	N/A	N/A	N/A	3	6	168	11	279	180	0.65	2	-4.21	3	CEILING
PAINTED STEEL	3	-2	N/A	N/A	N/A	N/A	3	6	167	11	240	150	-0.82	2	-2.87	3	CEILING
PAINTED STEEL	4	-2	N/A	N/A	N/A	N/A	2	6	183	11	233	150	0.65	2	1.17	3	CEILING
PAINTED STEEL	5	-2	N/A	N/A	N/A	N/A	2	6	183	11	323	160	0.65	2	5.21	3	CEILING
PAINTED STEEL	1	-3	N/A	N/A	N/A	N/A	1	6	146	11	572	160	-0.82	2	3.87	3	CEILING
PAINTED STEEL	2	-3	N/A	N/A	N/A	N/A	0	6	173	11	666	200	-0.82	2	-1.52	3	CEILING, EDGE OF BEAM
PAINTED STEEL	3	-3	N/A	N/A	N/A	N/A	0	6	186	11	584	190	-0.82	2	3.87	3	CEILING
PAINTED STEEL	4	-3	N/A	N/A	N/A	N/A	2	6	171	11	4090	310	-0.82	2	-4.21	3	CEILING REMEDIATED TO 234cpm
PAINTED STEEL	5	-3	N/A	N/A	N/A	N/A	0	6	162	11	342	140	0.65	2	-4.21	3	CEILING
PAINTED STEEL	1	-4	N/A	N/A	N/A	N/A	2	6	154	11	323	180	-0.82	2	-5.56	3	CEILING
PAINTED STEEL	2	-4	N/A	N/A	N/A	N/A	2	6	219	11	338	190	-0.82	2	-2.87	3	CEILING
PAINTED STEEL	3	-4	N/A	N/A	N/A	N/A	2	6	169	11	362	170	-0.82	2	-0.17	3	CEILING
PAINTED STEEL	4	-4	N/A	N/A	N/A	N/A	3	6	502	11	360	310	0.65	2	5.21	3	CEILING
PAINTED STEEL	5	-4	N/A	N/A	N/A	N/A	3	6	176	11	292	190	-0.82	2	-1.52	3	CEILING
PAINTED STEEL	1	-5	N/A	N/A	N/A	N/A	3	6	176	11	359	170	-0.82	2	-0.17	3	CEILING
PAINTED STEEL	2	-5	N/A	N/A	N/A	N/A	2	6	175	11	264	140	-0.82	2	-0.17	3	CEILING
PAINTED STEEL	3	-5	N/A	N/A	N/A	N/A	1	6	192	11	251	200	-0.82	2	-1.52	3	CEILING
PAINTED STEEL	4	-5	N/A	N/A	N/A	N/A	4	6	178	11	264	150	-0.82	2	5.21	3	CEILING
PAINTED STEEL	5	-5	N/A	N/A	N/A	N/A	3	6	192	11	276	170	-0.82	2	-1.52	3	CEILING
STEEL BEAM	5.3	3	N/A	N/A	N/A	N/A	2	6	880	11	1960	340		2		3	CEILING

**LB5100-W Low Background Counting System -- Smear Analysis**

Date: 3/7/95  
 Counting Unit id: 1  
 Data file name: C:\LBXL\UNIT1\B01-149.XLD  
 Batch Ended: 3/7/95 9:58  
 Crosstalk Correction: Not Applied

Alpha activity action level (DPM): 20.00  
 Beta activity action level (DPM): 200.00  
 Certainty level for MDA and flags: 95.00%  
 High Voltage Setting: 1410

Application Revision: 3  
 Application Version: Standard

Alpha efficiency log file: th230ab  
 Alpha Efficiency: 33.88%  
 Alpha to Beta Crosstalk: 24.12%  
 Alpha Background (CPM): 0.278571429  
 Alpha Correction Factor: 1.000

Beta efficiency log file: tc99ab  
 Beta Efficiency: 37.13%  
 Beta into Alpha Crosstalk: 0.03%  
 Beta Background (CPM): 2.064285714  
 Beta Correction Factor: 1.000

Batch ID: Blairsville 1-20-3

Carrier	Alpha Activity				Beta Activity				Count time (min)	Alpha CPM	Beta CPM	Completion Date - Time
	DPM	$\sigma$	flags	MDA	DPM	$\sigma$	flags	MDA				
1	-0.822	1.48	<MDA	7.64	-0.17	2.71	<MDA	12.71	2.00	-0.279	-0.06	3/7/95 8:21
2	0.654	1.48	<MDA	7.64	-4.21	1.39	<MDA	12.71	2.00	0.221	-1.56	3/7/95 8:24
3	-0.822	1.48	<MDA	7.64	-1.52	2.36	<MDA	12.71	2.00	-0.279	-0.56	3/7/95 8:26
4	-0.822	1.48	<MDA	7.64	-1.52	2.36	<MDA	12.71	2.00	-0.279	-0.56	3/7/95 8:28
5	-0.822	1.48	<MDA	7.64	-0.17	2.71	<MDA	12.71	2.00	-0.279	-0.06	3/7/95 8:30
6	-0.822	1.48	<MDA	7.64	-1.52	2.36	<MDA	12.71	2.00	-0.279	-0.56	3/7/95 8:32
7	-0.822	1.48	<MDA	7.64	-2.87	1.93	<MDA	12.71	2.00	-0.279	-1.06	3/7/95 8:34
8	-0.822	1.48	<MDA	7.64	-1.52	2.36	<MDA	12.71	2.00	-0.279	-0.56	3/7/95 8:37
9	0.654	1.48	<MDA	7.64	-0.17	2.71	<MDA	12.71	2.00	0.221	-0.06	3/7/95 8:39
10	-0.822	1.48	<MDA	7.64	-4.21	1.39	<MDA	12.71	2.00	-0.279	-1.56	3/7/95 8:41
11	0.654	1.48	<MDA	7.64	-2.87	1.93	<MDA	12.71	2.00	0.221	-1.06	3/7/95 8:43
12	-0.822	1.48	<MDA	7.64	-4.21	1.39	<MDA	12.71	2.00	-0.279	-1.56	3/7/95 8:46
13	-0.822	1.48	<MDA	7.64	1.17	3.03	<MDA	12.71	2.00	-0.279	0.44	3/7/95 8:48
14	0.654	1.48	<MDA	7.64	-1.52	2.36	<MDA	12.71	2.00	0.221	-0.56	3/7/95 8:50
15	-0.822	1.48	<MDA	7.64	-1.52	2.36	<MDA	12.71	2.00	-0.279	-0.56	3/7/95 8:52
16	3.605	2.56	<AL	7.64	1.17	3.03	<MDA	12.71	2.00	1.221	0.44	3/7/95 8:54
17	0.654	1.48	<MDA	7.64	-2.87	1.93	<MDA	12.71	2.00	0.221	-1.06	3/7/95 8:56
18	-0.822	1.48	<MDA	7.64	-0.17	2.71	<MDA	12.71	2.00	-0.279	-0.06	3/7/95 8:59
19	3.605	2.56	<AL	7.64	7.91	4.27	<AL	12.71	2.00	1.221	2.94	3/7/95 9:01
20	-0.822	1.48	<MDA	7.64	-4.21	1.39	<MDA	12.71	2.00	-0.279	-1.56	3/7/95 9:03
21	-0.822	1.48	<MDA	7.64	-1.52	2.36	<MDA	12.71	2.00	-0.279	-0.56	3/7/95 9:05
22	-0.822	1.48	<MDA	7.64	-1.52	2.36	<MDA	12.71	2.00	-0.279	-0.56	3/7/95 9:07
23	0.654	1.48	<MDA	7.64	2.52	3.32	<MDA	12.71	2.00	0.221	0.94	3/7/95 9:10
24	-0.822	1.48	<MDA	7.64	-0.17	2.71	<MDA	12.71	2.00	-0.279	-0.06	3/7/95 9:12

**LB5100-W Low Background Counting System – Smear Analysis**

Date: 3/7/95  
 Counting Unit id: 1  
 Data file name: C:\LBXL\UNIT1\B01-149.XLD  
 Batch Ended: 3/7/95 9:58  
 Crosstalk Correction: Not Applied

Alpha activity action level (DPM): 20.00  
 Beta activity action level (DPM): 200.00  
 Certainty level for MDA and flags: 95.00%  
 High Voltage Setting: 1410

Application Revision: 3  
 Application Version: Standard

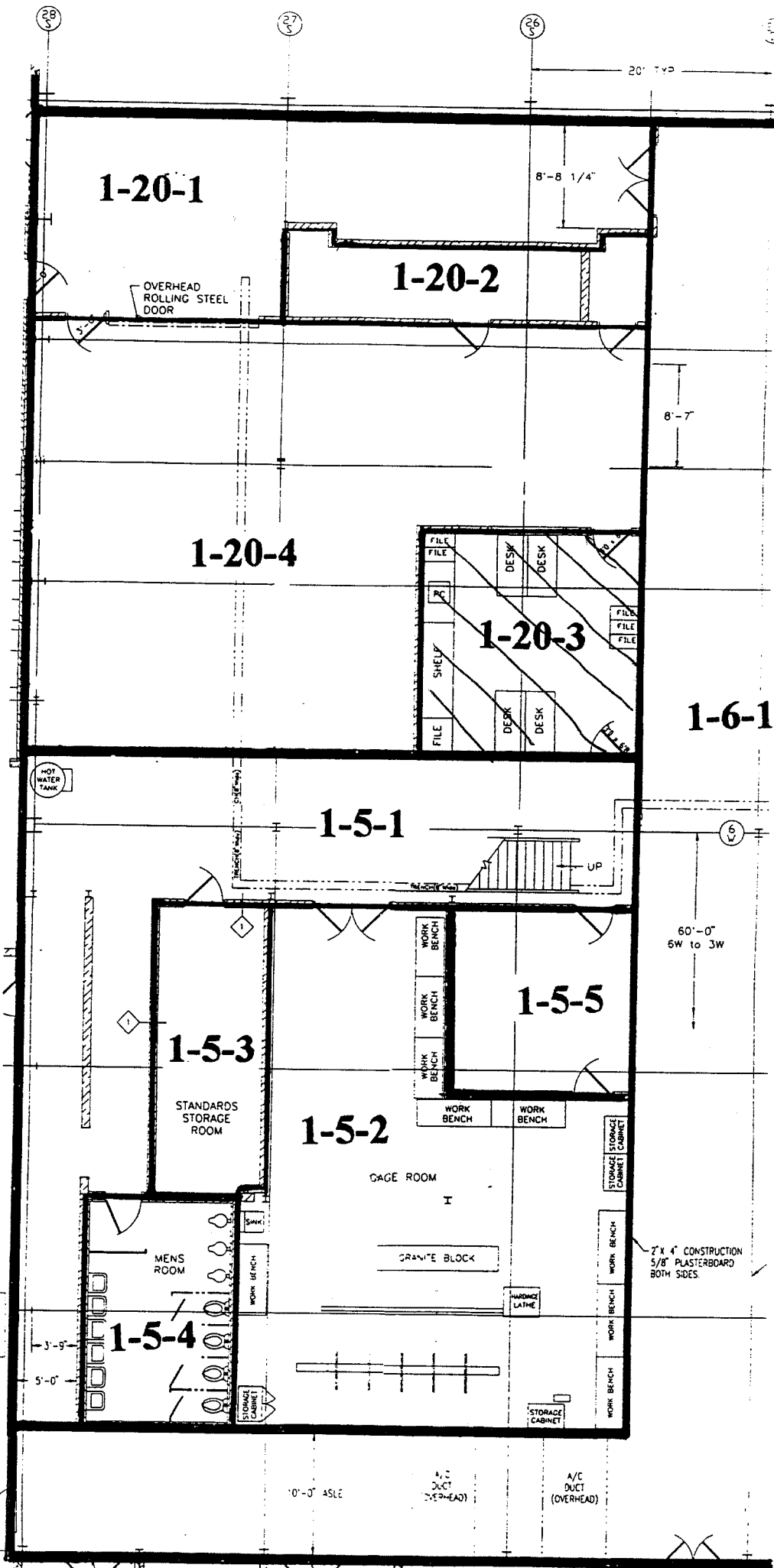
Alpha efficiency log file: th230ab  
 Alpha Efficiency: 33.88%  
 Alpha to Beta Crosstalk: 24.12%  
 Alpha Background (CPM): 0.278571429  
 Alpha Correction Factor: 1.000

Beta efficiency log file: tc99ab  
 Beta Efficiency: 37.13%  
 Beta into Alpha Crosstalk: 0.03%  
 Beta Background (CPM): 2.064285714  
 Beta Correction Factor: 1.000

Batch ID: Blairsville 1-20-3

Carrier	Alpha Activity				Beta Activity				Count time (min)	Alpha CPM	Beta CPM	Completion Date - Time
	DPM	$\sigma$	flags	MDA	DPM	$\sigma$	flags	MDA				
25	-0.822	1.48	<MDA	7.64	-0.17	2.71	<MDA	12.71	2.00	-0.279	-0.06	3/7/95 9:14
26	0.654	1.48	<MDA	7.64	-4.21	1.39	<MDA	12.71	2.00	0.221	-1.56	3/7/95 9:16
27	0.654	1.48	<MDA	7.64	-4.21	1.39	<MDA	12.71	2.00	0.221	-1.56	3/7/95 9:19
28	-0.822	1.48	<MDA	7.64	-2.87	1.93	<MDA	12.71	2.00	-0.279	-1.06	3/7/95 9:21
29	0.654	1.48	<MDA	7.64	1.17	3.03	<MDA	12.71	2.00	0.221	0.44	3/7/95 9:23
30	0.654	1.48	<MDA	7.64	5.21	3.82	<AL	12.71	2.00	0.221	1.94	3/7/95 9:25
31	-0.822	1.48	<MDA	7.64	3.87	3.58	<MDA	12.71	2.00	-0.279	1.44	3/7/95 9:27
32	-0.822	1.48	<MDA	7.64	-1.52	2.36	<MDA	12.71	2.00	-0.279	-0.56	3/7/95 9:29
33	-0.822	1.48	<MDA	7.64	3.87	3.58	<MDA	12.71	2.00	-0.279	1.44	3/7/95 9:32
34	-0.822	1.48	<MDA	7.64	-4.21	1.39	<MDA	12.71	2.00	-0.279	-1.56	3/7/95 9:34
35	0.654	1.48	<MDA	7.64	-4.21	1.39	<MDA	12.71	2.00	0.221	-1.56	3/7/95 9:36
36	-0.822	1.48	<MDA	7.64	-5.56	1.39	<MDA	12.71	2.00	-0.279	-2.06	3/7/95 9:38
37	-0.822	1.48	<MDA	7.64	-2.87	1.93	<MDA	12.71	2.00	-0.279	-1.06	3/7/95 9:41
38	-0.822	1.48	<MDA	7.64	-0.17	2.71	<MDA	12.71	2.00	-0.279	-0.06	3/7/95 9:43
39	0.654	1.48	<MDA	7.64	5.21	3.82	<AL	12.71	2.00	0.221	1.94	3/7/95 9:45
40	-0.822	1.48	<MDA	7.64	-1.52	2.36	<MDA	12.71	2.00	-0.279	-0.56	3/7/95 9:47
41	-0.822	1.48	<MDA	7.64	-0.17	2.71	<MDA	12.71	2.00	-0.279	-0.06	3/7/95 9:49
42	-0.822	1.48	<MDA	7.64	-0.17	2.71	<MDA	12.71	2.00	-0.279	-0.06	3/7/95 9:51
43	-0.822	1.48	<MDA	7.64	-1.52	2.36	<MDA	12.71	2.00	-0.279	-0.56	3/7/95 9:54
44	-0.822	1.48	<MDA	7.64	5.21	3.82	<AL	12.71	2.00	-0.279	1.94	3/7/95 9:56
45	-0.822	1.48	<MDA	7.64	-1.52	2.36	<MDA	12.71	2.00	-0.279	-0.56	3/7/95 9:58





# Blairsville Point Survey Form #003

Survey Serial #: **01-150**

Survey Section: **1**

Survey Unit: **2**

Survey Sub-unit: **4**

Classification: **4**

Survey Type: **LOWER**

Survey Date: **1/31/95**

Count Date: **3/2/95**

Alpha Survey Instruments				
Inst. S/N	Inst. Code	Eff. %	Corr. Fac.	Bkg. CPM
1510	6	23.6	4.24	3

Beta Survey Instruments				
Inst. S/N	Inst. Code	Eff. %	Corr. Fac.	Bkg. CPM
1593	11	37.5	2.67	220

Gamma or Beta/Gamma Instruments			
Inst. S/N	Inst. Code	Bkg.	Detection Type
234	23	5	Gamma
1522	22	0.013	Beta / Gamma

Alpha Counting Instruments				
Inst. S/N	Inst. Code	Eff. %	Corr. Fac.	Bkg. CPM
13295	2	33.88	2.95	0.28

Beta Counting Instruments				
Inst. S/N	Inst. Code	Eff. %	Corr. Fac.	Bkg. CPM
13295	3	37.13	2.69	2.06

Surveyor: **V. TAYLOR/ C. VERGARI**  
 Signature: *V. Taylor / C. Vergari*

Surface Description	Coordinates		Gamma	Gamma	Beta/Gamma	Beta/	Contact Gross	Alpha	Contact Gross	Beta	Scan Contact		Removable	Alpha	Removable	Beta	Comments
			at 1m	Inst.	Contact	Gamma	1 min. Count	Inst.	1 min. Count	Inst.	Gross CPM		DPM/100 cm2	Count	DPM/100 cm2	Count	
	uR/hr	Code	mR/hr	Code	Alpha	Code	Beta	Code	Max Beta	Avg Beta	Alpha	Code	Beta	Code			
FLOOR	1	-2	6.5	23	0.014	22	3	6	215	11	334	220	-0.82	2	-2.87	3	CARPET
FLOOR	1	-4	7	23	0.011	22	2	6	196	11	295	220	-0.82	2	-1.52	3	CARPET
FLOOR	1	-6	6	23	0.009	22	7	6	216	11	274	190	-0.82	2	1.17	3	CARPET
FLOOR	1	-8	5	23	0.008	22	5	6	222	11	247	190	-0.82	2	-5.56	3	CARPET
FLOOR	1	-10	6	23	0.012	22	1	6	192	11	250	160	-0.82	2	-0.17	3	CARPET
FLOOR	1	-12	5	23	0.009	22	4	6	184	11	258	160	0.65	2	1.17	3	CARPET
FLOOR	3.5	-11.5	5	23	0.007	22	2	6	218	11	211	180	-0.82	2	-4.21	3	CARPET
FLOOR	6	-11.5	5	23	0.011	22	3	6	182	11	263	200	-0.82	2	-2.87	3	CARPET
FLOOR	1	-14	5	23	0.009	22	7	6	171	11	273	180	-0.82	2	-2.87	3	CARPET
FLOOR	1	-19	6	23	0.014	22	3	6	171	11	262	180	-0.82	2	-5.56	3	CARPET
FLOOR	3	-19	6	23	0.013	22	1	6	216	11	253	170	-0.82	2	1.17	3	CARPET
FLOOR	6	-19	6	23	0.013	22	3	6	216	11	303	210	-0.82	2	2.52	3	CARPET
FLOOR	6	-23	6	23	0.018	22	3	6	201	11	316	220	0.65	2	2.52	3	CARPET
FLOOR	6	-26	6	23	0.019	22	2	6	231	11	321	210	-0.82	2	-0.17	3	CARPET
FLOOR	6	-28	6	23	0.008	22	0	6	220	11	304	230	3.60	2	-4.21	3	CARPET
FLOOR	6	-32	6	23	0.009	22	8	6	212	11	327	190	-0.82	2	5.21	3	CARPET
FLOOR	6	-36	5	23	0.008	22	1	6	224	11	275	220	-0.82	2	2.52	3	CARPET
FLOOR	0	-38	5	23	0.01	22	0	6	261	11	350	230	2.13	2	-0.17	3	CARPET
FLOOR	-2	-36	6	23	0.013	22	3	6	195	11	269	190	-0.82	2	-4.21	3	CARPET
FLOOR	-4	-38	5	23	0.006	22	0	6	232	11	281	200	2.13	2	1.17	3	CARPET
FLOOR	-4	-36	5	23	0.01	22	0	6	183	11	273	190	-0.82	2	-1.52	3	CARPET
FLOOR	-4	-34	5	23	0.01	22	1	6	204	11	315	210	-0.82	2	-1.52	3	CARPET
FLOOR	-4	-32	6	23	0.013	22	1	6	205	11	287	190	-0.82	2	-2.87	3	CARPET

## Blairsville Point Survey Form #003

Survey Serial #:	01-150
Survey Section:	1
Survey Unit:	2
Survey Sub-unit:	4

Alpha Survey Instruments				
Inst. S/N	Inst. Code	Eff. %	Corr. Fac.	Bkg. CPM
1510	6	23.6	4.24	3


Beta Survey Instruments				
Inst. S/N	Inst. Code	Eff. %	Corr. Fac.	Bkg. CPM
1593	11	37.5	2.67	220

Gamma or Beta/Gamma Instruments			
Inst. S/N	Inst. Code	Bkg.	Detection Type
234	23	5	Gamma
1522	22	0.013	Beta / Gamma

Classification:	4
Survey Type:	LOWER

Alpha Counting Instruments				
Inst. S/N	Inst. Code	Eff. %	Corr. Fac.	Bkg. CPM
13295	2	33.88	2.95	0.28

Beta Counting Instruments				
Inst. S/N	Inst. Code	Eff. %	Corr. Fac.	Bkg. CPM
13295	3	37.13	2.69	2.06

Surveyor:	V. TAYLOR/ C. VERGARI
Signature:	

Surface Description	Coordinates		Gamma	Gamma	Beta/Gamma	Beta/	Contact Gross	Alpha	Contact Gross	Beta	Scan Contact		Removable	Alpha	Removable	Beta	Comments
			at 1m	Inst.	Contact	Gamma	1 min. Count	Inst.	1 min. Count	Inst.	Gross CPM		DPM/100 cm2	Count	DPM/100 cm2	Count	
	uR/hr	Code	mR/hr	Code	Alpha	Code	Beta	Code	Max Beta	Avg Beta	Alpha	Code	Beta	Code			
FLOOR	-4	-30	5	23	0.005	22	2	6	170	11	302	160	-0.82	2	1.17	3	CARPET
FLOOR	0	-27	5	23	0.019	22	4	6	207	11	298	210	-0.82	2	-4.21	3	CARPET
FLOOR	2	-30	5	23	0.006	22	5	6	211	11	286	220	-0.82	2	-1.52	3	CARPET
FLOOR	-4	-25	5	23	0.01	22	4	6	211	11	287	220	-0.82	2	-2.87	3	CARPET
FLOOR	-2	-23	5	23	0.016	22	3	6	188	11	245	160	-0.82	2	-1.52	3	CARPET
FLOOR	-4	-21	5	23	0.008	22	0	6	198	11	264	210	-0.82	2	-1.52	3	CARPET
FLOOR	-4	-14	6	23	0.014	22	3	6	219	11	269	210	-0.82	2	-1.52	3	CARPET
FLOOR	-2	-14	6	23	0.012	22	1	6	223	11	276	210	0.65	2	-2.87	3	CARPET

**LB5100-W Low Background Counting System -- Smear Analysis**

Date: 3/2/95  
 Counting Unit id: 1  
 Data file name: C:\LBXL\UNIT1\B01-150.XLD  
 Batch Ended: 3/2/95 12:48  
 Crosstalk Correction: Not Applied

Alpha activity action level (DPM): 20.00  
 Beta activity action level (DPM): 200.00  
 Certainty level for MDA and flags: 95.00%  
 High Voltage Setting: 1410

Application Revision: 3  
 Application Version: Standard

Alpha efficiency log file: th230ab Alpha Efficiency: 33.88% Alpha to Beta Crosstalk: 24.12% Alpha Background (CPM): 0.278571429 Alpha Correction Factor: 1.000
Beta efficiency log file: tc99ab Beta Efficiency: 37.13% Beta into Alpha Crosstalk: 0.03% Beta Background (CPM): 2.064285714 Beta Correction Factor: 1.000

Batch ID: Blairsville 1-2-4

Carrier	Alpha Activity				Beta Activity				Count time (min)	Alpha CPM	Beta CPM	Completion Date - Time
	DPM	$\sigma$	flags	MDA	DPM	$\sigma$	flags	MDA				
1	-0.822	1.48	<MDA	7.64	-2.87	1.93	<MDA	12.71	2.00	-0.279	-1.06	3/2/95 11:40
2	-0.822	1.48	<MDA	7.64	-1.52	2.36	<MDA	12.71	2.00	-0.279	-0.56	3/2/95 11:42
3	-0.822	1.48	<MDA	7.64	1.17	3.03	<MDA	12.71	2.00	-0.279	0.44	3/2/95 11:44
4	-0.822	1.48	<MDA	7.64	-5.56	1.39	<MDA	12.71	2.00	-0.279	-2.06	3/2/95 11:46
5	-0.822	1.48	<MDA	7.64	-0.17	2.71	<MDA	12.71	2.00	-0.279	-0.06	3/2/95 11:49
6	0.654	1.48	<MDA	7.64	1.17	3.03	<MDA	12.71	2.00	0.221	0.44	3/2/95 11:51
7	-0.822	1.48	<MDA	7.64	-4.21	1.39	<MDA	12.71	2.00	-0.279	-1.56	3/2/95 11:53
8	-0.822	1.48	<MDA	7.64	-2.87	1.93	<MDA	12.71	2.00	-0.279	-1.06	3/2/95 11:55
9	-0.822	1.48	<MDA	7.64	-5.56	1.39	<MDA	12.71	2.00	-0.279	-2.06	3/2/95 11:57
10	-0.822	1.48	<MDA	7.64	1.17	3.03	<MDA	12.71	2.00	-0.279	0.44	3/2/95 12:00
11	-0.822	1.48	<MDA	7.64	2.52	3.32	<MDA	12.71	2.00	-0.279	0.94	3/2/95 12:02
12	0.654	1.48	<MDA	7.64	2.52	3.32	<MDA	12.71	2.00	0.221	0.94	3/2/95 12:04
13	-0.822	1.48	<MDA	7.64	-0.17	2.71	<MDA	12.71	2.00	-0.279	-0.06	3/2/95 12:06
14	3.605	2.56	<AL	7.64	-4.21	1.39	<MDA	12.71	2.00	1.221	-1.56	3/2/95 12:08
15	-0.822	1.48	<MDA	7.64	5.21	3.82	<AL	12.71	2.00	-0.279	1.94	3/2/95 12:10
16	-0.822	1.48	<MDA	7.64	2.52	3.32	<MDA	12.71	2.00	-0.279	0.94	3/2/95 12:13
17	2.129	2.09	<AL	7.64	-0.17	2.71	<MDA	12.71	2.00	0.721	-0.06	3/2/95 12:15
18	-0.822	1.48	<MDA	7.64	-4.21	1.39	<MDA	12.71	2.00	-0.279	-1.56	3/2/95 12:17
19	2.129	2.09	<AL	7.64	1.17	3.03	<MDA	12.71	2.00	0.721	0.44	3/2/95 12:19
20	-0.822	1.48	<MDA	7.64	-1.52	2.36	<MDA	12.71	2.00	-0.279	-0.56	3/2/95 12:22
21	-0.822	1.48	<MDA	7.64	-1.52	2.36	<MDA	12.71	2.00	-0.279	-0.56	3/2/95 12:24
22	-0.822	1.48	<MDA	7.64	-2.87	1.93	<MDA	12.71	2.00	-0.279	-1.06	3/2/95 12:26
23	-0.822	1.48	<MDA	7.64	1.17	3.03	<MDA	12.71	2.00	-0.279	0.44	3/2/95 12:28
24	-0.822	1.48	<MDA	7.64	-4.21	1.39	<MDA	12.71	2.00	-0.279	-1.56	3/2/95 12:30

**LB5100-W Low Background Counting System -- Smear Analysis**

Date: 3/2/95  
 Counting Unit id: 1  
 Data file name: C:\LBXL\UNIT1\B01-150.XLD  
 Batch Ended: 3/2/95 12:48  
 Crosstalk Correction: Not Applied

Alpha activity action level (DPM): 20.00  
 Beta activity action level (DPM): 200.00  
 Certainty level for MDA and flags: 95.00%  
 High Voltage Setting: 1410

Application Revision: 3  
 Application Version: Standard

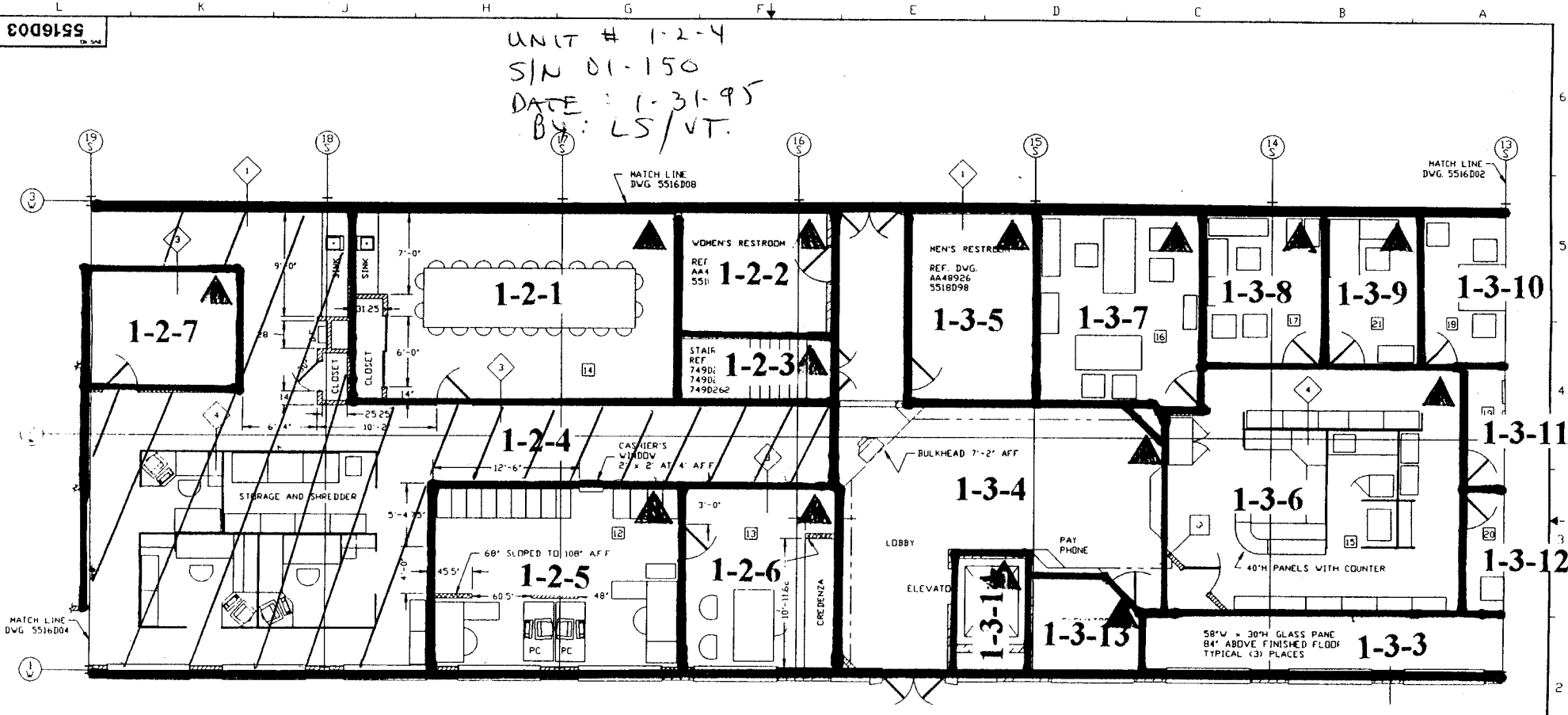
Alpha efficiency log file: th230ab Alpha Efficiency: 33.88% Alpha to Beta Crosstalk: 24.12% Alpha Background (CPM): 0.278571429 Alpha Correction Factor: 1.000
Beta efficiency log file: tc99ab Beta Efficiency: 37.13% Beta into Alpha Crosstalk: 0.03% Beta Background (CPM): 2.064285714 Beta Correction Factor: 1.000

Batch ID: Blairsville 1-2-4

Carrier	Alpha Activity				Beta Activity				Count time (min)	Alpha CPM	Beta CPM	Completion Date - Time
	DPM	$\sigma$	flags	MDA	DPM	$\sigma$	flags	MDA				
25	-0.822	1.48	<MDA	7.64	-1.52	2.36	<MDA	12.71	2.00	-0.279	-0.56	3/2/95 12:32
26	-0.822	1.48	<MDA	7.64	-2.87	1.93	<MDA	12.71	2.00	-0.279	-1.06	3/2/95 12:35
27	-0.822	1.48	<MDA	7.64	-1.52	2.36	<MDA	12.71	2.00	-0.279	-0.56	3/2/95 12:37
28	-0.822	1.48	<MDA	7.64	-1.52	2.36	<MDA	12.71	2.00	-0.279	-0.56	3/2/95 12:39
29	-0.822	1.48	<MDA	7.64	-1.52	2.36	<MDA	12.71	2.00	-0.279	-0.56	3/2/95 12:41
30	0.654	1.48	<MDA	7.64	-2.87	1.93	<MDA	12.71	2.00	0.221	-1.06	3/2/95 12:44
31	0.654	1.48	<MDA	7.64	5.21	3.82	<AL	12.71	2.00	0.221	1.94	3/2/95 12:46
32	-0.822	1.48	<MDA	7.64	-2.87	1.93	<MDA	12.71	2.00	-0.279	-1.06	3/2/95 12:48

5516D03

UNIT # 1-2-4  
 S/N 01-150  
 DATE: 1-31-95  
 BY: LS/VT.



- LEGEND
- ◊ 8" BLOCK, 3/4" PLASTER, AND 5/8" DRYWALL
  - ◊ 4" BRICK, 4" BLOCK, 1" PLASTER, 3-1/2" WOOD FRAME w/INSULATION
  - ◊ 3-1/2" WOOD FRAME AND 5/8" DRYWALL 115' HIGH
  - ◊ WESTINGHOUSE MODULAR WALL UNITS (ASB) 60' HIGH
  - ▨ 3-1/2" WOOD FRAME AND 5/8" DRYWALL PARTITIONS CONSTRUCTED AS NOTED

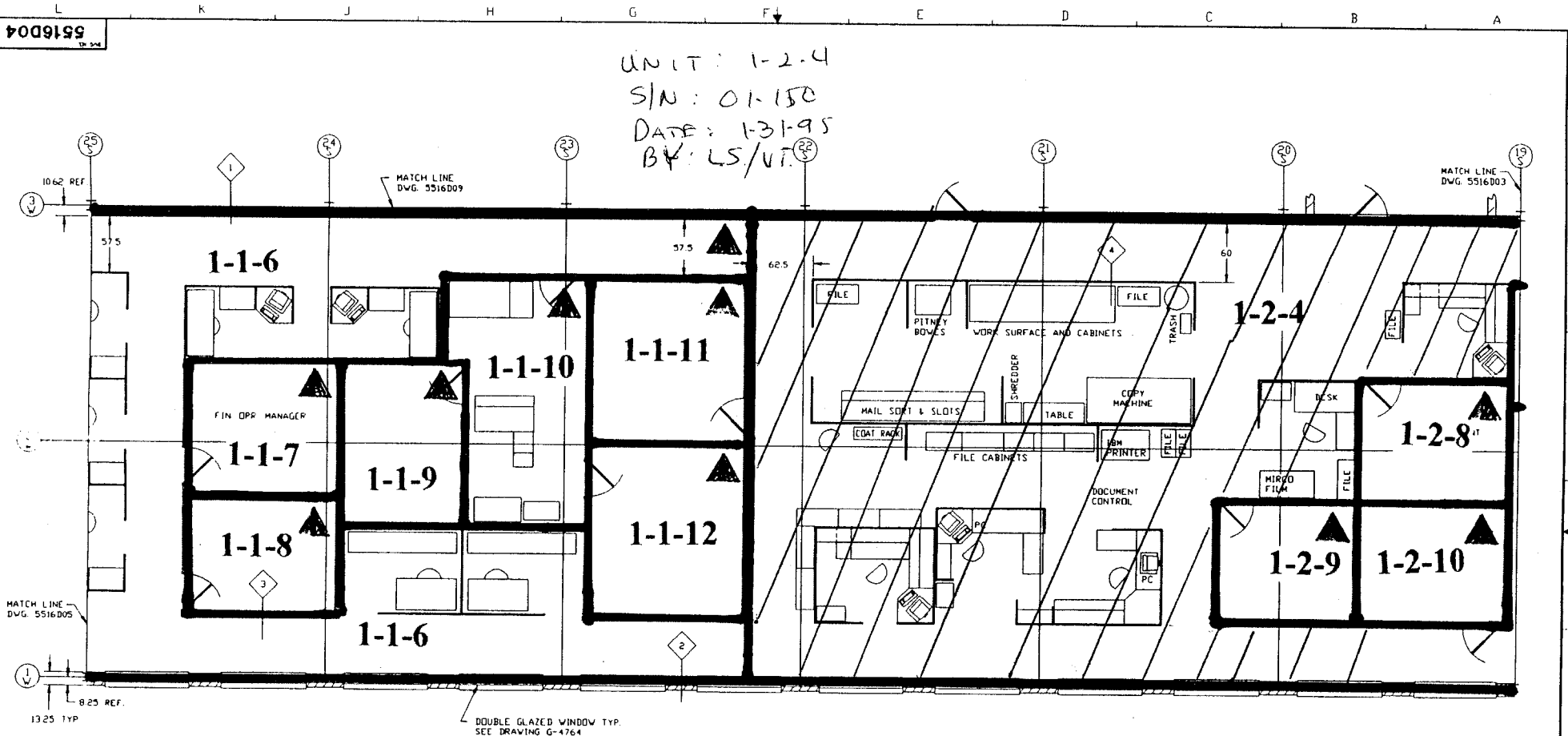
LEGEND

NOTE: ▲ DESIGNATES NORTHERN MOST WEST CORNER (0, 0 Reference point)

DESIGN BY W. ELAYSON	DATE 8/11/74	<b>Westinghouse Electric Corporation</b> SPECIALTY METALS PLANT BLAIRSVILLE, PA USA	TITLE MAIN BUILDING EQUIPMENT LAYOUT OFFICE AREA
DESIGNED BY W. L. ENE	DATE 1/31/95		
SCALE 25 x 12	SHEET 1 OF 1	DWG. NO. <b>5516D03</b>	REV. 07

5516D04

UNIT: 1-2-4  
 S/N: 01-150  
 DATE: 1-31-95  
 BY: LS/VT



- LEGEND
- ◆ 8" BLOCK, 3/4" PLASTER, AND 5/8" DRYWALL
  - ◆ 4" BRICK, 4" BLOCK, 1" PLASTER, 3-1/2" WOOD FRAME, W/INSULATION
  - ◆ 3-1/2" WOOD FRAME AND 5/8" DRYWALL 115" HIGH
  - ◆ WESTINGHOUSE MODULAR WALL UNITS (ASD) 60" HIGH

NOTE: ▲ DESIGNATES NORTHERN MOST WEST CORNER (0, 0 Reference point)

TOLERANCES & FINISHING NOTES UNLESS OTHERWISE SPECIFIED FINISHING PRICES SHALL BE BASED ON DIMENSIONS TOLERANCES AND DIMENSIONS IN BRACKETED ARE OF THE "A" UNLESS OTHERWISE SPECIFIED ALL DIMENSIONS ARE TO FACE UNLESS OTHERWISE SPECIFIED FINISHING SHALL BE AS SHOWN UNLESS OTHERWISE SPECIFIED FINISHING SHALL BE AS SHOWN UNLESS OTHERWISE SPECIFIED	WESTINGHOUSE PROPRIETARY DATA THIS DOCUMENT CONTAINS PROPRIETARY INFORMATION OF THE WESTINGHOUSE ELECTRIC CORPORATION NUCLEAR FUEL OPERATIONS DIVISIONS. IT IS LOANED TO YOU IN CONFIDENCE AND MUST NOT BE REPRODUCED OR DISCLOSED TO OTHERS OR USED FOR OTHER THAN THE PURPOSE FOR WHICH LOANED WITHOUT THE WRITTEN PERMISSION OF THE WESTINGHOUSE NUCLEAR FUEL OPERATIONS DIVISIONS.	DES. BY: W. CLAWSON DATE: 8-10-94	<b>Westinghouse Electric Corporation</b> SPECIALTY METALS PLANT BLAIRSVILLE, PA USA	
		DES. ENG. REC. ENG. QA. ENG.		TITLE <b>MAIN BUILDING EQUIPMENT LAYOUT OFFICE AREA</b>
		SCALE: 25' = 12' SHEET 1 OF 1 SHEETS		DWG. NO. <b>5516D04</b>
		REV. U.3		DATE:

## Blairsville Point Survey Form #003

Survey Serial #:	01-151
Survey Section:	1
Survey Unit:	2
Survey Sub-unit:	5

Alpha Survey Instruments				
Inst. S/N	Inst. Code	Eff. %	Corr. Fac.	Bkg. CPM
1510	6	23.6	4.24	3

Beta Survey Instruments				
Inst. S/N	Inst. Code	Eff. %	Corr. Fac.	Bkg. CPM
1593	11	37.5	2.67	220

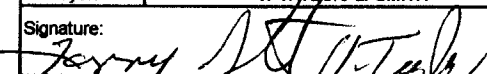
Gamma or Beta/Gamma Instruments			
Inst. S/N	Inst. Code	Bkg.	Detection Type
234	23	5	Gamma
1522	22	0.013	Beta / Gamma

Classification:	4
Survey Type:	LOWER

Alpha Counting Instruments				
Inst. S/N	Inst. Code	Eff. %	Corr. Fac.	Bkg. CPM
13295	2	33.88	2.95	0.28

Beta Counting Instruments				
Inst. S/N	Inst. Code	Eff. %	Corr. Fac.	Bkg. CPM
13295	3	37.13	2.69	2.06

Survey Date:	1/31/95
Count Date:	3/2/95

Surveyor:	V. TAYLOR/ L. SMITH
Signature:	

Surface Description	Coordinates		Gamma at 1m	Gamma Inst.	Beta/Gamma Contact	Beta/Gamma Code	Contact Gross 1 min. Count	Alpha Inst.	Contact Gross 1 min. Count	Beta Inst.	Scan Contact Gross CPM		Removable DPM/100 cm2	Alpha Count	Removable DPM/100 cm2	Beta Count	Comments
	X	Y	uR/hr	Code	mR/hr	Code	Alpha	Code	Beta	Code	Max Beta	Avg Beta	Alpha	Code	Beta	Code	
CARPET FLOOR	2	-2	5	23	0.013	22	1	6	208	11	269	200	-0.82	2	-1.52	3	
CARPET FLOOR	2	-5	5	23	0.009	22	2	6	231	11	281	210	0.65	2	-0.17	3	



**LB5100-W Low Background Counting System – Smear Analysis**

Date: 3/2/95  
 Counting Unit id: 1  
 Data file name: C:\LBXL\UNIT1\B01-151.XLD  
 Batch Ended: 3/2/95 12:52  
 Crosstalk Correction: Not Applied

Alpha activity action level (DPM): 20.00  
 Beta activity action level (DPM): 200.00  
 Certainty level for MDA and flags: 95.00%  
 High Voltage Setting: 1410

Application Revision: 3  
 Application Version: Standard

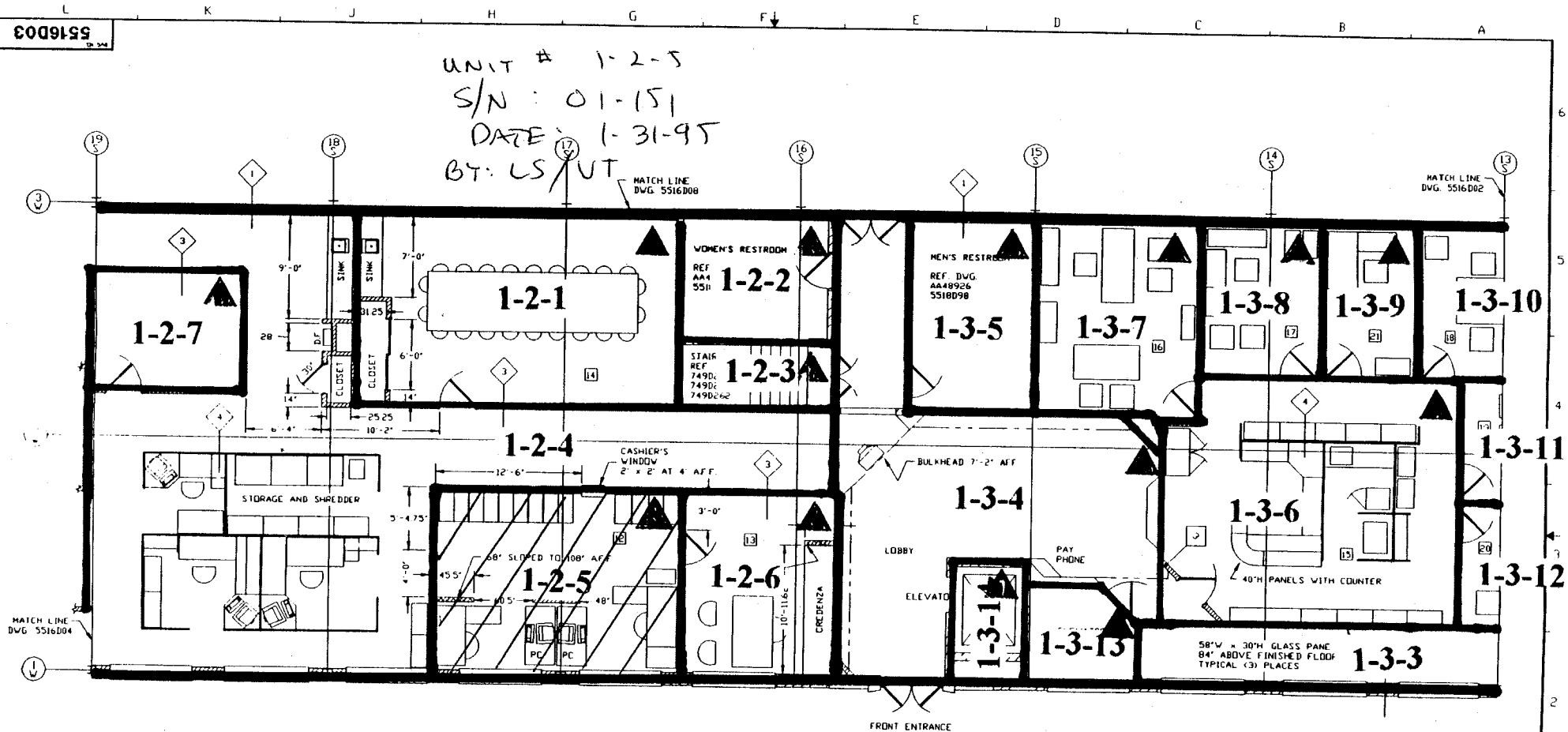
Batch ID: Blairsville 1-2-5

Carrier	Alpha Activity				Beta Activity				Count time (min)	Alpha CPM	Beta CPM	Completion Date - Time
	DPM	$\sigma$	flags	MDA	DPM	$\sigma$	flags	MDA				
33	-0.822	1.48	<MDA	7.64	-1.52	2.36	<MDA	12.71	2.00	-0.279	-0.56	3/2/95 12:50
34	0.654	1.48	<MDA	7.64	-0.17	2.71	<MDA	12.71	2.00	0.221	-0.06	3/2/95 12:52

Alpha efficiency log file: th230ab Alpha Efficiency: 33.88% Alpha to Beta Crosstalk: 24.12% Alpha Background (CPM): 0.278571429 Alpha Correction Factor: 1.000
Beta efficiency log file: tc99ab Beta Efficiency: 37.13% Beta into Alpha Crosstalk: 0.03% Beta Background (CPM): 2.064285714 Beta Correction Factor: 1.000

5516D03

UNIT # 1-2-5  
 S/N : 01-151  
 DATE : 1-31-95  
 BY: LS/UT



- LEGEND
- ◊ 8" BLOCK, 3/4" PLASTER, AND 5/8" DRYWALL
  - ◊ 4" BRICK, 4" BLOCK, 1" PLASTER, 3-1/2" WOOD FRAME W/INSULATION
  - ◊ 3-1/2" WOOD FRAME AND 5/8" DRYWALL 115' HIGH
  - ◊ WESTINGHOUSE MODULAR WALL UNITS (ASD) 60" HIGH
  - ▨ 3-1/2" WOOD FRAME AND 5/8" DRYWALL PARTITIONS (CONSTRUCTED AS NOTED)

FRONT ENTRANCE

LEGEND

NOTE: ▲ DESIGNATES NORTHERN MOST WEST CORNER (0, 0 Reference point)

DESIGN	REVISION	DATE	<b>Westinghouse Electric Corporation</b> SPECIALTY METALS PLANT BAINSVILLE, PA. USA
BY	CHKD	APP'D	
TITLE <b>MAIN BUILDING EQUIPMENT LAYOUT OFFICE AREA</b>			SCALE 25' x 12' 1" = 10'
SHEET NO. <b>5516D03</b>			

## Blairsville Point Survey Form #003

Survey Serial #:	01-152
Survey Section:	1
Survey Unit:	2
Survey Sub-unit:	6

Alpha Survey Instruments				
Inst. S/N	Inst. Code	Eff. %	Corr. Fac.	Bkg. CPM
1510	6	23.6	4.24	3


Beta Survey Instruments				
Inst. S/N	Inst. Code	Eff. %	Corr. Fac.	Bkg. CPM
1593	11	37.5	2.67	220

Gamma or Beta/Gamma Instruments			
Inst. S/N	Inst. Code	Bkg.	Detection Type
234	23	5	Gamma
1522	22	0.013	Beta / Gamma

Classification:	4
Survey Type:	LOWER
Survey Date:	1/31/95
Count Date:	3/2/95

Alpha Counting Instruments				
Inst. S/N	Inst. Code	Eff. %	Corr. Fac.	Bkg. CPM
13295	2	33.88	2.95	0.28

Beta Counting Instruments				
Inst. S/N	Inst. Code	Eff. %	Corr. Fac.	Bkg. CPM
13295	3	37.13	2.69	2.06

Surveyor:	V. TAYLOR/L. SMITH
Signature:	

Surface Description	Coordinates		Gamma at 1m	Gamma Inst.	Beta/Gamma Contact	Beta/Gamma Code	Contact Gross 1 min. Count	Alpha Inst.	Contact Gross 1 min. Count	Beta Inst.	Scan Contact Gross CPM		Removable DPM/100 cm2	Alpha Count	Removable DPM/100 cm2	Beta Count	Comments
	X	Y	uR/hr	Code	mR/hr	Code	Alpha	Code	Beta	Code	Max Beta	Avg Beta	Alpha	Code	Beta	Code	
CARPET FLOOR	2	-2	6	23	0.015	22	1	6	225	11	315	210	-0.82	2	-4.21	3	
CARPET FLOOR	4	-2	6	23	0.007	22	2	6	196	11	235	180	0.65	2	-1.52	3	

**LB5100-W Low Background Counting System -- Smear Analysis**

Date: 3/2/95  
 Counting Unit id: 1  
 Data file name: C:\LBXLUNIT1\B01-152.XLD  
 Batch Ended: 3/2/95 12:57  
 Crosstalk Correction: Not Applied

Alpha activity action level (DPM): 20.00  
 Beta activity action level (DPM): 200.00  
 Certainty level for MDA and flags: 95.00%  
 High Voltage Setting: 1410

Application Revision: 3  
 Application Version: Standard

Batch ID: Blairsville 1-2-6

Carrier	Alpha Activity				Beta Activity			
	DPM	$\sigma$	flags	MDA	DPM	$\sigma$	flags	MDA
35	-0.822	1.48	<MDA	7.64	-4.21	1.39	<MDA	12.71
36	0.654	1.48	<MDA	7.64	-1.52	2.36	<MDA	12.71

Alpha efficiency log file: th230ab			
Alpha Efficiency: 33.88%			
Alpha to Beta Crosstalk: 24.12%			
Alpha Background (CPM): 0.278571429			
Alpha Correction Factor: 1.000			
Beta efficiency log file: tc99ab			
Beta Efficiency: 37.13%			
Beta into Alpha Crosstalk: 0.03%			
Beta Background (CPM): 2.064285714			
Beta Correction Factor: 1.000			
Count time (min)	Alpha CPM	Beta CPM	Completion Date - Time
2.00	-0.279	-1.56	3/2/95 12:55
2.00	0.221	-0.56	3/2/95 12:57

5516D03

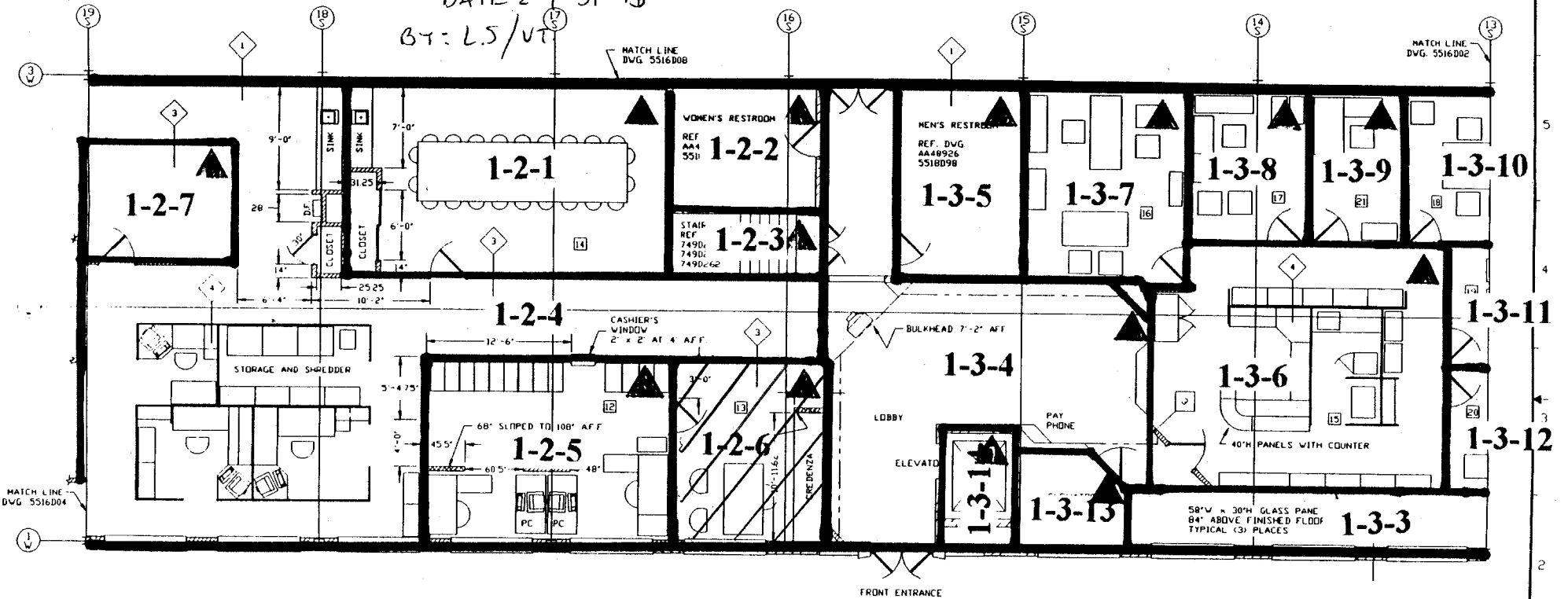
S/N : 01-152

UNIT # : 01-2-6

DATE : 1-31-95

BY : LS/UT

NORTH



LEGEND

- ① 8" BLOCK, 3/4" PLASTER, AND 5/8" DRYWALL
- ② 4" BRICK, 4" BLOCK, 1" PLASTER, 3-1/2" WOOD FRAME W/INSULATION
- ③ 3-1/2" WOOD FRAME AND 5/8" DRYWALL 115' HIGH
- ④ WESTINGHOUSE MODULAR WALL UNITS (ASD) 60" HIGH
- ⑤ 3-1/2" WOOD FRAME AND 5/8" DRYWALL PARTITIONS CONSTRUCTED AS NOTED

LEGEND

NOTE: ▲ DESIGNATES NORTHERN MOST WEST CORNER (0, 0 Reference point)

DESIGN	DATE	<b>Westinghouse Electric Corporation</b> SPECIALTY METALS PLANT BLAINSVILLE PA USA	TITLE <b>MATH BUILDING          EQUIPMENT LAYOUT          OFFICE AREA</b>	SCALE 1/8" = 1'-0"	SHEET NO. <b>5516D03</b>
BY	REV				
CHKD	DATE				
APP'D	DATE				

## Blairsville Point Survey Form #003

Survey Serial #:	01-153
Survey Section:	1
Survey Unit:	2
Survey Sub-unit:	10

Alpha Survey Instruments				
Inst. S/N	Inst. Code	Eff. %	Corr. Fac.	Bkg. CPM
1510	6	23.6	4.24	1


Beta Survey Instruments				
Inst. S/N	Inst. Code	Eff. %	Corr. Fac.	Bkg. CPM
1593	11	37.5	2.67	265

Gamma or Beta/Gamma Instruments			
Inst. S/N	Inst. Code	Bkg.	Detection Type
234	23	5	Gamma
1522	22	0.012	Beta / Gamma

Classification:	4
Survey Type:	LOWER
Survey Date:	1/31/95
Count Date:	3/2/95

Alpha Counting Instruments				
Inst. S/N	Inst. Code	Eff. %	Corr. Fac.	Bkg. CPM
13295	2	33.88	2.95	0.28

Beta Counting Instruments				
Inst. S/N	Inst. Code	Eff. %	Corr. Fac.	Bkg. CPM
13295	3	37.13	2.69	2.06

Surveyor:	Y. TAYLOR/ L. SMITH
Signature:	

Surface Description	Coordinates		Gamma at 1m	Gamma Inst.	Beta/Gamma Contact	Beta/Gamma	Contact Gross 1 min. Count	Alpha Inst.	Contact Gross 1 min. Count	Beta Inst.	Scan Contact Gross CPM		Removable DPM/100 cm2	Alpha Count	Removable DPM/100 cm2	Beta Count	Comments
	X	Y	uR/hr	Code	mR/hr	Code	Alpha	Code	Beta	Code	Max Beta	Avg Beta	Alpha	Code	Beta	Code	
CARPET FLOOR	2	-1	6	23	0.008	22	2	6	217	11	284	220	-0.82	2	-2.87	3	
CARPET FLOOR	2	-2.5	6	23	0.013	22	2	6	223	11	298	200	-0.82	2	-2.87	3	

**LB5100-W Low Background Counting System -- Smear Analysis**

Date: 3/2/95  
 Counting Unit id: 1  
 Data file name: C:\LBXL\UNIT1\B01-153.XLD  
 Batch Ended: 3/2/95 13:01  
 Crosstalk Correction: Not Applied

Alpha activity action level (DPM): 20.00  
 Beta activity action level (DPM): 200.00  
 Certainty level for MDA and flags: 95.00%  
 High Voltage Setting: 1410

Application Revision: 3  
 Application Version: Standard

Batch ID: Blairsville 1-2-10

Carrier	Alpha Activity				Beta Activity				Count time (min)	Alpha CPM	Beta CPM	Completion Date - Time
	DPM	$\sigma$	flags	MDA	DPM	$\sigma$	flags	MDA				
37	-0.822	1.48	<MDA	7.64	-2.87	1.93	<MDA	12.71	2.00	-0.279	-1.06	3/2/95 12:59
38	-0.822	1.48	<MDA	7.64	-2.87	1.93	<MDA	12.71	2.00	-0.279	-1.06	3/2/95 13:01

Alpha efficiency log file: th230ab Alpha Efficiency: 33.88% Alpha to Beta Crosstalk: 24.12% Alpha Background (CPM): 0.278571429 Alpha Correction Factor: 1.000
Beta efficiency log file: tc99ab Beta Efficiency: 37.13% Beta into Alpha Crosstalk: 0.03% Beta Background (CPM): 2.064285714 Beta Correction Factor: 1.000





## Blairsville Point Survey Form #003

Survey Serial #:	01-154
------------------	--------

Survey Section:	1
-----------------	---

Survey Unit:	2
--------------	---

Survey Sub-unit:	7
------------------	---

Classification:	4
-----------------	---

Survey Type:	LOWER
--------------	-------

Survey Date:	1/31/95
--------------	---------

Count Date:	3/2/95
-------------	--------


Alpha Survey Instruments				
Inst. S/N	Inst. Code	Eff. %	Corr. Fac.	Bkg. CPM
1510	6	23.6	4.24	1

Beta Survey Instruments				
Inst. S/N	Inst. Code	Eff. %	Corr. Fac.	Bkg. CPM
1593	11	37.5	2.67	265

Gamma or Beta/Gamma Instruments			
Inst. S/N	Inst. Code	Bkg.	Detection Type
234	23	5	Gamma
1522	22	0.009	Beta / Gamma

Alpha Counting Instruments				
Inst. S/N	Inst. Code	Eff. %	Corr. Fac.	Bkg. CPM
13295	2	33.88	2.95	0.28

Beta Counting Instruments				
Inst. S/N	Inst. Code	Eff. %	Corr. Fac.	Bkg. CPM
13295	3	37.13	2.69	2.06

Surveyor:	V. TAYLOR L. SMITH
Signature:	

Surface Description	Coordinates		Gamma at 1m uR/hr	Gamma Inst. Code	Beta/Gamma Contact mR/hr	Beta/Gamma Code	Contact Gross 1 min. Count Alpha	Alpha Inst. Code	Contact Gross 1 min. Count Beta	Beta Inst. Code	Scan Contact Gross CPM		Removable DPM/100 cm2 Alpha	Alpha Count Code	Removable DPM/100 cm2 Beta	Beta Count Code	Comments
	X	Y									Max Beta	Avg Beta					
CARPET FLOOR	1	-1	5	23	0.009	22	1	6	223	11	303	210	-0.82	2	-0.17	3	
CARPET FLOOR	2	-3	5	23	0.009	22	4	6	198	11	273	200	-0.82	2	1.17	3	

**LB5100-W Low Background Counting System -- Smear Analysis**

Date: 3/2/95  
 Counting Unit id: 1  
 Data file name: C:\LBXL\UNIT1\B01-154.XLD  
 Batch Ended: 3/2/95 13:06  
 Crosstalk Correction: Not Applied

Alpha activity action level (DPM): 20.00  
 Beta activity action level (DPM): 200.00  
 Certainty level for MDA and flags: 95.00%  
 High Voltage Setting: 1410  
 Application Revision: 3  
 Application Version: Standard

Alpha efficiency log file: th230ab Alpha Efficiency: 33.88% Alpha to Beta Crosstalk: 24.12% Alpha Background (CPM): 0.278571429 Alpha Correction Factor: 1.000
Beta efficiency log file: tc99ab Beta Efficiency: 37.13% Beta into Alpha Crosstalk: 0.03% Beta Background (CPM): 2.064285714 Beta Correction Factor: 1.000
Count      Alpha      Beta      Completion time (min)    CPM      CPM      Date - Time
2.00      -0.279      -0.06      3/2/95 13:04
2.00      -0.279      0.44      3/2/95 13:06

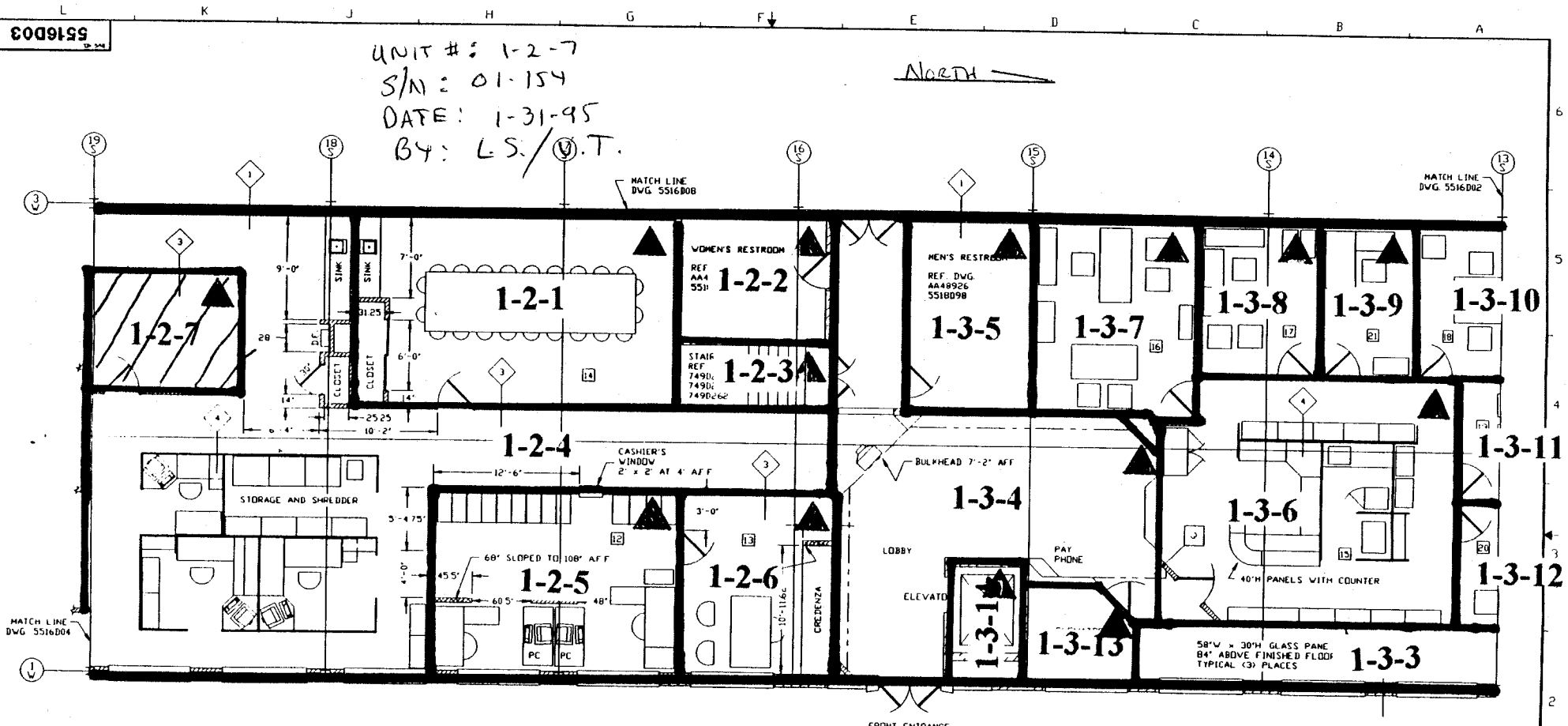
Batch ID: Blairsville 1-2-7

Carrier	Alpha Activity				Beta Activity			
	DPM	$\sigma$	flags	MDA	DPM	$\sigma$	flags	MDA
39	-0.822	1.48	<MDA	7.64	-0.17	2.71	<MDA	12.71
40	-0.822	1.48	<MDA	7.64	1.17	3.03	<MDA	12.71

5516D03

UNIT #: 1-2-7  
S/N: 01-154  
DATE: 1-31-95  
BY: L.S./V.T.

NORTH



- LEGEND
- ◊ 8" BLOCK, 3/4" PLASTER, AND 5/8" DRYWALL
  - ◊ 4" BRICK, 4" BLOCK, 1" PLASTER, 3-1/2" WOOD FRAME W/INSULATION
  - ◊ 3-1/2" WOOD FRAME AND 5/8" DRYWALL 115' HIGH
  - ◊ WESTINGHOUSE MODULAR WALL UNITS (ASD) 60" HIGH
  - ▨ = 3-1/2" WOOD FRAME AND 5/8" DRYWALL PARTITIONS CONSTRUCTED AS NOTED

FRONT ENTRANCE

LEGEND

NOTE: ▲ DESIGNATES NORTHERN MOST WEST CORNER (0, 0 Reference point)

DESIGN	DATE	BY	APP	REV	DATE	BY	APP
Westinghouse Electric Corporation SPECIALTY METALS PLANT BLAIRSVILLE, PA USA				TITLE MAIN BUILDING EQUIPMENT LAYOUT OFFICE AREA			
SCALE 25' = 12"				NO. 5516D03			

## Blairsville Point Survey Form #003

Survey Serial #:	01-155
Survey Section:	1
Survey Unit:	1
Survey Sub-unit:	4

Alpha Survey Instruments				
Inst. S/N	Inst. Code	Eff. %	Corr. Fac.	Bkg. CPM
1510	6	23.6	4.24	1


Beta Survey Instruments				
Inst. S/N	Inst. Code	Eff. %	Corr. Fac.	Bkg. CPM
1593	11	37.5	2.67	247

Gamma or Beta/Gamma Instruments			
Inst. S/N	Inst. Code	Bkg.	Detection Type
234	23	6	Gamma
1522	22	0.012	Beta / Gamma

Classification:	4
Survey Type:	LOWER
Survey Date:	1/31/95
Count Date:	3/6/95

Alpha Counting Instruments				
Inst. S/N	Inst. Code	Eff. %	Corr. Fac.	Bkg. CPM
13295	2	33.88	2.95	0.28

Beta Counting Instruments				
Inst. S/N	Inst. Code	Eff. %	Corr. Fac.	Bkg. CPM
13295	3	37.13	2.69	2.06

Surveyor:	V. TAYLOR/ L. SMITH
Signature:	

Surface Description	Coordinates		Gamma at 1m	Gamma Inst.	Beta/Gamma Contact	Beta/Gamma Code	Contact Gross 1 min. Count	Alpha Inst.	Contact Gross 1 min. Count	Beta Inst.	Scan Contact Gross CPM		Removable DPM/100 cm2	Alpha Count	Removable DPM/100 cm2	Beta Count	Comments
	X	Y	uR/hr	Code	mR/hr	Code	Alpha	Code	Beta	Code	Max Beta	Avg Beta	Alpha	Code	Beta	Code	
FLOOR	1	-2	6	23	0.013	22	1	6	185	11	285	210	-0.82	2	1.17	3	CARPET
FLOOR	3	-3	5	23	0.011	22	2	6	230	11	267	160	0.65	2	-2.87	3	CARPET

**LB5100-W Low Background Counting System -- Smear Analysis**

Date: 3/6/95  
 Counting Unit id: 1  
 Data file name: C:\LBXL\UNIT1\B01-155.XLD  
 Batch Ended: 3/6/95 13:27  
 Crosstalk Correction: Not Applied

Alpha activity action level (DPM): 20.00  
 Beta activity action level (DPM): 200.00  
 Certainty level for MDA and flags: 95.00%  
 High Voltage Setting: 1410

Application Revision: 3  
 Application Version: Standard

Batch ID: Blairsville 1-1-4

Carrier	Alpha Activity				Beta Activity				Count time (min)	Alpha CPM	Beta CPM	Completion Date - Time
	DPM	$\sigma$	flags	MDA	DPM	$\sigma$	flags	MDA				
7	-0.822	1.48	<MDA	7.64	1.17	3.03	<MDA	12.71	2.00	-0.279	0.44	3/6/95 13:24
8	0.654	1.48	<MDA	7.64	-2.87	1.93	<MDA	12.71	2.00	0.221	-1.06	3/6/95 13:27

Alpha efficiency log file: th230ab Alpha Efficiency: 33.88% Alpha to Beta Crosstalk: 24.12% Alpha Background (CPM): 0.278571429 Alpha Correction Factor: 1.000
Beta efficiency log file: tc99ab Beta Efficiency: 37.13% Beta into Alpha Crosstalk: 0.03% Beta Background (CPM): 2.064285714 Beta Correction Factor: 1.000

5516D05

COMPUTER ROOM EQUIPMENT LEGEND

- A - 4997 RACK SERIES 1 COMPUTER
- B - 4997 RACK W/SERIES 1 COMPUTER
- C - C351 PRINTER FOR SERIES 1 COMPUTER
- D - CHECK PRINTER
- E - 30" x 60" TABLE
- F - 3031 CRT
- G - BURSTER
- H - METAL SHELVING UNIT x 84" HIGH
- J - 5360 SYSTEM 36 COMPUTER
- K - BOOKCASE
- L - STANDUP WORK STATION
- M - 5251 OPERATOR'S CONSOLE FOR SYSTEM 36 COMPUTER
- N - PRINTER STAND
- P - 5256 PRINTER
- Q - 30" x 48" TABLE
- R - 5291 OPERATOR'S CONSOLE FOR SYSTEM 36 COMPUTER
- S - 5 DRAWER FILING CABINET
- T - TELEX
- U - FACSIMILE W/TELEPHONE & MODUM
- V - 34" x 72" TABLE
- W - 3262 PRINTER FOR SYSTEM 36 COMPUTER
- Y - AIR CONDITIONING UNIT
- Z - CP9 VOLTAGE REGULATOR

SEE CAD00373 FOR FIRE PROTECTION EQUIPMENT LAYOUT

LEGEND

- ① 8" BLOCK, 3/4" PLASTER AND 5/8" DRYWALL
- ② 4" BRICK, 4" BLOCK, 1" PLASTER, 3-1/2" WOOD FRAME W/INSULATION
- ③ 3-1/2" WOOD FRAME AND 5/8" DRYWALL 115" HIGH
- ④ WESTINGHOUSE MODULAR WALL UNITS (ASD) 60" HIGH

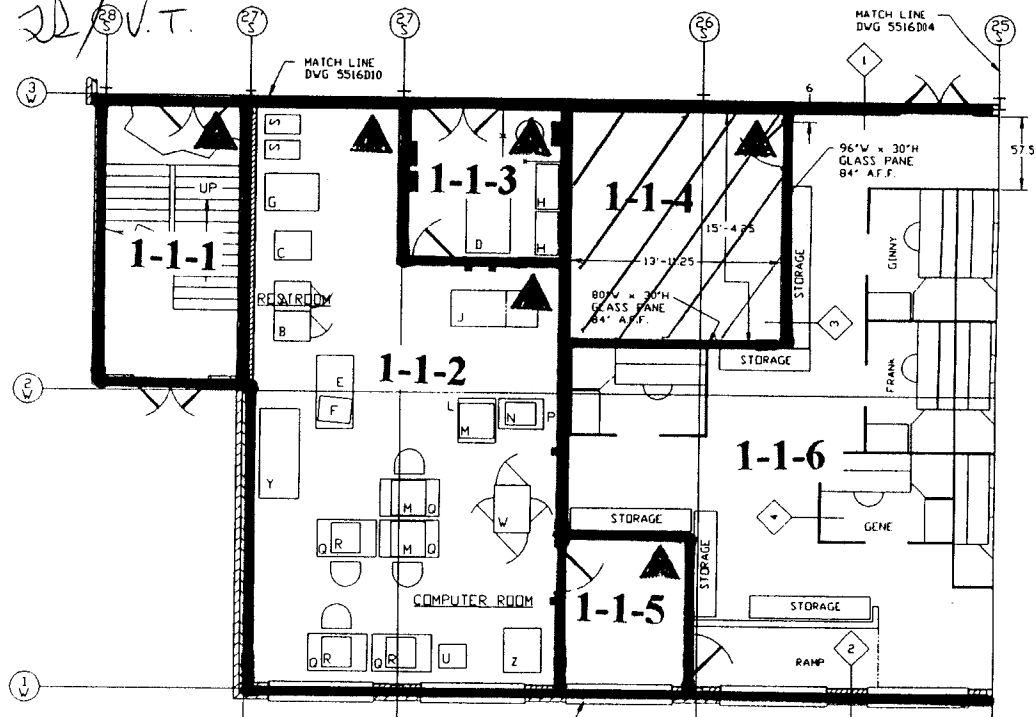
UNIT # 1-1-4

S/N : 01-155

DATE: 1-31-95

BY: J.D. / S.B. V.T.

North



NOTE: ▲ DESIGNATES NORTHERN MOST WEST CORNER (0, 0 Reference point)

<p>TOLERANCES &amp; FINISHING NOTES UNLESS OTHERWISE SPECIFIED: DIMENSIONS TO FACE UNLESS NOTED OTHERWISE DIMENSIONS TO HOLE UNLESS NOTED OTHERWISE ALL DIMENSIONS &amp; FINISHING TO FACE UNLESS NOTED OTHERWISE DIMENSIONS TO HOLE UNLESS NOTED OTHERWISE DIMENSIONS TO FACE UNLESS NOTED OTHERWISE</p>	<p>WESTINGHOUSE PROPRIETARY DATA</p> <p>THIS DOCUMENT CONTAINS PROPRIETARY INFORMATION OF THE WESTINGHOUSE ELECTRIC CORPORATION. IT IS INTENDED TO BE USED IN CONFIDENCE AND MUST NOT BE REPRODUCED OR DISCLOSED TO OTHERS OR USED FOR OTHER THAN THE PURPOSE FOR WHICH TRANSMITTED WITHOUT THE PRIOR WRITTEN PERMISSION OF THE WESTINGHOUSE NUCLEAR FUEL OPERATIONS DIVISIONS.</p>	DESIGN	CLAYSON	11/8/74	<p>Westinghouse Electric Corporation SPECIALTY METALS PLANT BLAIRSVILLE, PA USA</p>
		DATE	CHKD	DATE	
<p>SCALE: 25' = 12'</p>			<p>SHT 1 OF 1 SHEETS</p>		<p>DWG NO: 5516D05</p>

## Blairsville Point Survey Form #003

Survey Serial #:	01-156
Survey Section:	1
Survey Unit:	1
Survey Sub-unit:	3

Alpha Survey Instruments				
Inst. S/N	Inst. Code	Eff. %	Corr. Fac.	Bkg. CPM
1510	6	23.6	4.24	5


Beta Survey Instruments				
Inst. S/N	Inst. Code	Eff. %	Corr. Fac.	Bkg. CPM
1593	11	37.5	2.67	199

Gamma or Beta/Gamma Instruments			
Inst. S/N	Inst. Code	Bkg.	Detection Type
1522	22	0.012	Beta / Gamma
234	23	6	Gamma

Classification:	4
Survey Type:	LOWER

Alpha Counting Instruments				
Inst. S/N	Inst. Code	Eff. %	Corr. Fac.	Bkg. CPM
13295	2	33.88	2.95	0.28

Beta Counting Instruments				
Inst. S/N	Inst. Code	Eff. %	Corr. Fac.	Bkg. CPM
13295	3	37.13	2.69	2.06

Surveyor:	V. TAYLOR / L. SMITH
Signature:	

Surface Description	Coordinates		Gamma at 1m	Gamma Inst.	Beta/Gamma Contact	Beta/Gamma Code	Contact Gross 1 min. Count	Alpha Inst. Code	Contact Gross 1 min. Count	Beta Inst. Code	Scan Contact Gross CPM		Removable DPM/100 cm2	Alpha Count Code	Removable DPM/100 cm2	Beta Count Code	Comments
	X	Y	uR/hr	Code	mR/hr	Code	Alpha	Beta	Code	Code	Max Beta	Avg Beta	Alpha	Beta	Beta		
FLOOR	1	-2	6	23	0.009	22	1	6	211	11	307	220	0.65	2	-4.21	3	TILE

**LB5100-W Low Background Counting System -- Smear Analysis**

Date: 3/6/95  
 Counting Unit id: 1  
 Data file name: C:\LBXLUNIT1\B01-156.XLD  
 Batch Ended: 3/6/95 13:29  
 Crosstalk Correction: Not Applied

Alpha activity action level (DPM): 20.00  
 Beta activity action level (DPM): 200.00  
 Certainty level for MDA and flags: 95.00%  
 High Voltage Setting: 1410  
 Application Revision: 3  
 Application Version: Standard

Batch ID: Blairsville 1-1-3

Carrier	Alpha Activity				Beta Activity				Count time (min)	Alpha CPM	Beta CPM	Completion Date - Time
	DPM	$\sigma$	flags	MDA	DPM	$\sigma$	flags	MDA				
9	0.654	1.48	<MDA	7.64	-4.21	1.39	<MDA	12.71	2.00	0.221	-1.56	3/6/95 13:29

Alpha efficiency log file: th230ab Alpha Efficiency: 33.88% Alpha to Beta Crosstalk: 24.12% Alpha Background (CPM): 0.278571429 Alpha Correction Factor: 1.000
Beta efficiency log file: tc99ab Beta Efficiency: 37.13% Beta into Alpha Crosstalk: 0.03% Beta Background (CPM): 2.064285714 Beta Correction Factor: 1.000





## Blairsville Point Survey Form #003

Survey Serial #:	01-157
Survey Section:	1
Survey Unit:	1
Survey Sub-unit:	2

Alpha Survey Instruments				
Inst. S/N	Inst. Code	Eff. %	Corr. Fac.	Bkg. CPM
1510	6	23.6	4.24	5


Beta Survey Instruments				
Inst. S/N	Inst. Code	Eff. %	Corr. Fac.	Bkg. CPM
1593	11	37.5	2.67	199

Gamma or Beta/Gamma Instruments			
Inst. S/N	Inst. Code	Bkg.	Detection Type
234	23	6	Gamma
1522	22	0.012	Beta / Gamma

Classification:	4
Survey Type:	LOWER

Alpha Counting Instruments				
Inst. S/N	Inst. Code	Eff. %	Corr. Fac.	Bkg. CPM
13295	2	33.88	2.95	0.28

Beta Counting Instruments				
Inst. S/N	Inst. Code	Eff. %	Corr. Fac.	Bkg. CPM
13295	3	37.13	2.69	2.06

Surveyor:	V. TAYLOR/ L. SMITH
Signature:	

Survey Date:	1/31/95
Count Date:	3/6/95

Surface Description	Coordinates		Gamma at 1m uR/hr	Gamma Inst. Code	Beta/Gamma Contact mR/hr	Beta/Gamma Code	Contact Gross 1 min. Count Alpha	Alpha Inst. Code	Contact Gross 1 min. Count Beta	Beta Inst. Code	Scan Contact Gross CPM		Removable DPM/100 cm2 Alpha	Alpha Count Code	Removable DPM/100 cm2 Beta	Beta Count Code	Comments
	X	Y									Max Beta	Avg Beta					
SUBFLOOR	1	-4	6	23	0.013	22	1	6	209	11	303	250	-0.82	2	-1.52	3	TILE
SUBFLOOR	2	-2	6	23	0.017	22	3	6	229	11	304	240	0.65	2	-2.87	3	TILE
SUBFLOOR	7	-4	7	23	0.015	22	3	6	251	11	313	240	-0.82	2	-2.87	3	TILE

**LB5100-W Low Background Counting System -- Smear Analysis**

Date: 3/6/95  
 Counting Unit id: 1  
 Data file name: C:\LBXL\UNIT1\B01-157.XLD  
 Batch Ended: 3/6/95 13:36  
 Crosstalk Correction: Not Applied

Alpha activity action level (DPM): 20.00  
 Beta activity action level (DPM): 200.00  
 Certainty level for MDA and flags: 95.00%  
 High Voltage Setting: 1410

Application Revision: 3  
 Application Version: Standard

Batch ID: Blairsville 1-1-2

Carrier	Alpha Activity				Beta Activity				Count time (min)	Alpha CPM	Beta CPM	Completion Date - Time
	DPM	$\sigma$	flags	MDA	DPM	$\sigma$	flags	MDA				
10	-0.822	1.48	<MDA	7.64	-1.52	2.36	<MDA	12.71	2.00	-0.279	-0.56	3/6/95 13:31
11	0.654	1.48	<MDA	7.64	-2.87	1.93	<MDA	12.71	2.00	0.221	-1.06	3/6/95 13:33
12	-0.822	1.48	<MDA	7.64	-2.87	1.93	<MDA	12.71	2.00	-0.279	-1.06	3/6/95 13:36

Alpha efficiency log file: th230ab Alpha Efficiency: 33.88% Alpha to Beta Crosstalk: 24.12% Alpha Background (CPM): 0.278571429 Alpha Correction Factor: 1.000
Beta efficiency log file: tc99ab Beta Efficiency: 37.13% Beta into Alpha Crosstalk: 0.03% Beta Background (CPM): 2.064285714 Beta Correction Factor: 1.000

5516D05

COMPUTER ROOM EQUIPMENT LEGEND

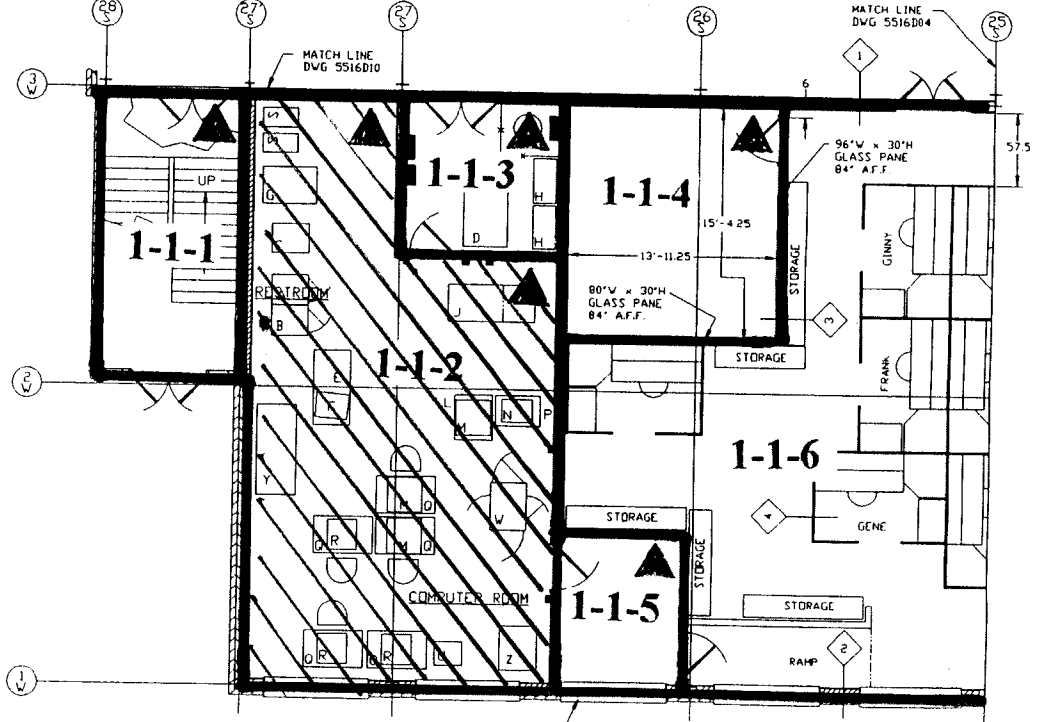
- A - 4997 RACK SERIES 1 COMPUTER
- B - 4997 RACK W/SERIES 1 COMPUTER
- C - C351 PRINTER FOR SERIES 1 COMPUTER
- D - CHECK PRINTER
- E - 30" x 60" TABLE
- F - 3031 CRT
- G - BURSTER
- H - METAL SHELVING UNIT x 84" HIGH
- J - 5360 SYSTEM 36 COMPUTER
- K - BOOKCASE
- L - STANDUP WORK STATION
- M - 5251 OPERATOR'S CONSOLE FOR SYSTEM 36 COMPUTER
- N - PRINTER STAND
- P - 5256 PRINTER
- R - 30" x 48" TABLE
- S - 5291 OPERATOR'S CONSOLE FOR SYSTEM 36 COMPUTER
- T - 5 DRAWER FILING CABINET
- U - TELEX
- V - FACSIMILE W/TELEPHONE & MODUM
- W - 34" x 72" TABLE
- X - 3262 PRINTER FOR SYSTEM 36 COMPUTER
- Y - AIR CONDITIONING UNIT
- Z - CP9 VOLTAGE REGULATOR

SEE CAD00373 FOR FIRE PROTECTION EQUIPMENT LAYOUT

LEGEND

- ◆ 8" BLOCK, 3/4" PLASTER, AND 5/8" DRYWALL
- ◆ 4" BRICK, 4" BLOCK, 1" PLASTER, 3-1/2" WOOD FRAME W/INSULATION
- ◆ 3-1/2" WOOD FRAME AND 5/8" DRYWALL 115" HIGH
- ◆ WESTINGHOUSE MODULAR WALL UNITS (ASD) 60" HIGH

UNIT # 1-1-2  
 SN : 01-157  
 DATE: 1-31-94  
 BY: L.S./U.T



NOTE: ▲ DESIGNATES NORTHERN MOST WEST CORNER (0, 0 Reference point)

TOLERANCES & WORKING NOTES

WORKING NOTES: UNLESS OTHERWISE SPECIFIED: DIMENSIONS SHALL BE IN DECIMALS AND FRACTIONS. DIMENSIONS IN PARENTHESES ARE FOR INFORMATION ONLY. DIMENSIONS IN BRACKETS ARE FOR APPROXIMATE. ALL DIMENSIONS ARE TO FACE UNLESS OTHERWISE NOTED. DIMENSIONS TO CENTER UNLESS OTHERWISE NOTED. DIMENSIONS TO SURFACE UNLESS OTHERWISE NOTED. DIMENSIONS TO EDGE UNLESS OTHERWISE NOTED. DIMENSIONS TO CORNER UNLESS OTHERWISE NOTED. DIMENSIONS TO CENTER UNLESS OTHERWISE NOTED. DIMENSIONS TO SURFACE UNLESS OTHERWISE NOTED. DIMENSIONS TO EDGE UNLESS OTHERWISE NOTED. DIMENSIONS TO CORNER UNLESS OTHERWISE NOTED.

WESTINGHOUSE PROPRIETARY DATA

THIS DOCUMENT CONTAINS PROPRIETARY INFORMATION OF THE WESTINGHOUSE ELECTRIC CORPORATION. ALL INFORMATION CONTAINED HEREIN IS UNCLASSIFIED TO THE EXTENT POSSIBLE AND IS TO BE RELEASED UPON REQUEST. ITS CONTENTS SHALL NOT BE DISCLOSED TO THE PUBLIC OR TO OTHER EMPLOYEES OF OTHER COMPANIES WITHOUT THE WRITTEN PERMISSION OF THE WESTINGHOUSE NUCLEAR FUEL OPERATIONS DIVISION.

REV	BY	DATE
01	CLAVSON	11/82/78
02		
03		
04		
05		
06		
07		
08		
09		
10		

Westinghouse Electric Corporation  
 SPECIALTY METALS PLANT BLAIRSVILLE, PA USA

THIS MAIN BUILDING EQUIPMENT LAYOUT OFFICE AREA

SCALE: 1/8" = 1'-0"

5516D05

## Blairsville Point Survey Form #003

Survey Serial #:	01-158
Survey Section:	1
Survey Unit:	1
Survey Sub-unit:	1

Alpha Survey Instruments				
Inst. S/N	Inst. Code	Eff. %	Corr. Fac.	Bkg. CPM
1510	6	23.6	4.24	0


Beta Survey Instruments				
Inst. S/N	Inst. Code	Eff. %	Corr. Fac.	Bkg. CPM
1593	11	37.5	2.67	316

Gamma or Beta/Gamma Instruments			
Inst. S/N	Inst. Code	Bkg.	Detection Type
1522	22	0.015	Beta / Gamma
234	23	11	Gamma

Classification:	4
Survey Type:	LOWER
Survey Date:	1/31/95
Count Date:	3/6/95

Alpha Counting Instruments				
Inst. S/N	Inst. Code	Eff. %	Corr. Fac.	Bkg. CPM
13295	2	33.88	2.95	0.28

Beta Counting Instruments				
Inst. S/N	Inst. Code	Eff. %	Corr. Fac.	Bkg. CPM
13295	3	37.13	2.69	2.06

Surveyor:	V. TAYLOR/L. SMITH
Signature:	

Surface Description	Coordinates		Gamma at 1m	Gamma Inst.	Beta/Gamma Contact	Beta/Gamma Code	Contact Gross 1 min. Count	Alpha Inst.	Contact Gross 1 min. Count	Beta Inst.	Scan Contact Gross CPM		Removable DPM/100 cm2	Alpha Count	Removable DPM/100 cm2	Beta Count	Comments
	X	Y	uR/hr	Code	mR/hr	Code	Alpha	Code	Beta	Code	Max Beta	Avg Beta	Alpha	Code	Beta	Code	
	TILE ON CONCRETE	1	-1	12	23	0.013	22	2	6	344	11	418	320	-0.82	2	-2.87	
TILE ON CONCRETE	2	-2	12	23	0.013	22	2	6	341	11	476	340	-0.82	2	-4.21	3	
TILE ON CONCRETE	4	-1	12	23	0.019	22	7	6	410	11	447	330	-0.82	2	-2.87	3	
TILE ON CONCRETE	5	-1	12	23	0.015	22	7	6	360	11	413	320	-0.82	2	-5.56	3	

**LB5100-W Low Background Counting System – Smear Analysis**

Date: 3/6/95  
 Counting Unit id: 1  
 Data file name: C:\LBXL\UNIT1\B01-158.XLD  
 Batch Ended: 3/6/95 13:47  
 Crosstalk Correction: Not Applied

Alpha activity action level (DPM): 20.00  
 Beta activity action level (DPM): 200.00  
 Certainty level for MDA and flags: 95.00%  
 High Voltage Setting: 1410

Application Revision: 3  
 Application Version: Standard

Batch ID: Blairsville 1-1-1

Alpha efficiency log file: th230ab Alpha Efficiency: 33.88% Alpha to Beta Crosstalk: 24.12% Alpha Background (CPM): 0.278571429 Alpha Correction Factor: 1.000			
Beta efficiency log file: tc99ab Beta Efficiency: 37.13% Beta into Alpha Crosstalk: 0.03% Beta Background (CPM): 2.064285714 Beta Correction Factor: 1.000			
Count	Alpha	Beta	Completion
time (min)	CPM	CPM	Date - Time
2.00	-0.279	-1.06	3/6/95 13:38
2.00	-0.279	-1.56	3/6/95 13:40
2.00	-0.279	-1.06	3/6/95 13:42
2.00	-0.279	-2.06	3/6/95 13:44
2.00	-0.279	-1.06	3/6/95 13:47

Carrier	Alpha Activity				Beta Activity			
	DPM	$\sigma$	flags	MDA	DPM	$\sigma$	flags	MDA
13	-0.822	1.48	<MDA	7.64	-2.87	1.93	<MDA	12.71
14	-0.822	1.48	<MDA	7.64	-4.21	1.39	<MDA	12.71
15	-0.822	1.48	<MDA	7.64	-2.87	1.93	<MDA	12.71
16	-0.822	1.48	<MDA	7.64	-5.56	1.39	<MDA	12.71
17	-0.822	1.48	<MDA	7.64	-2.87	1.93	<MDA	12.71

5516D05

UNIT: 1-1-1  
 SN: 01-158  
 DATE: 1-31-95  
 BY: L.S./V.T.

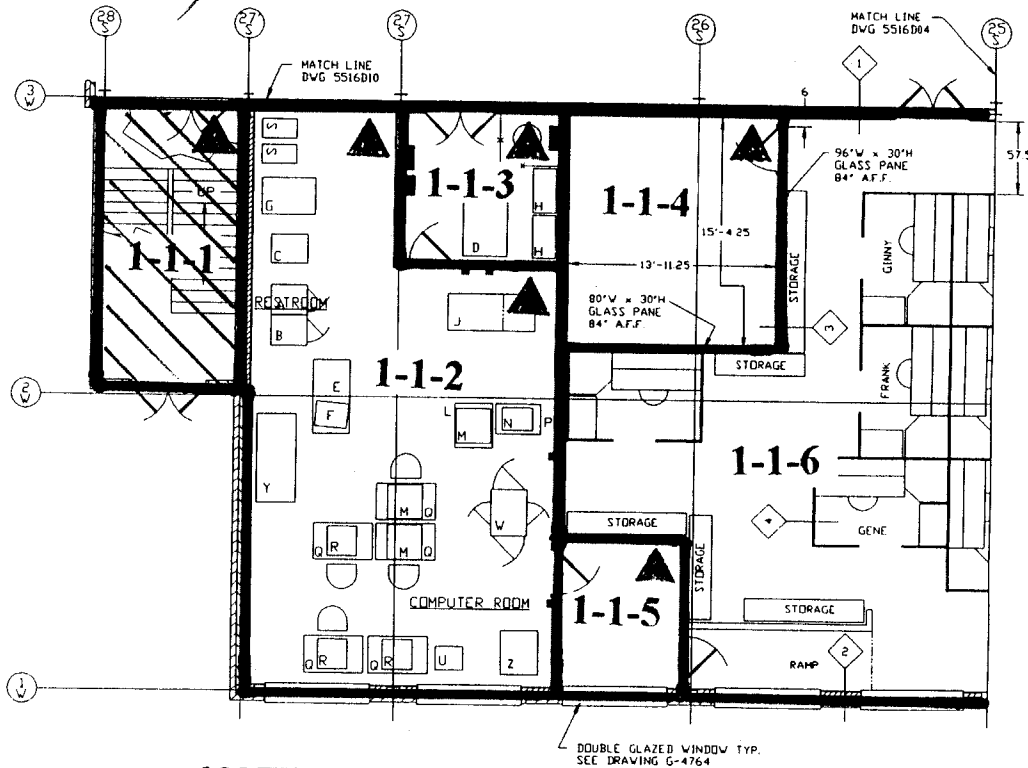
COMPUTER ROOM EQUIPMENT LEGEND

- A - 4997 RACK SERIES 1 COMPUTER
- B - 4997 RACK W/SERIES 1 COMPUTER
- C - C351 PRINTER FOR SERIES 1 COMPUTER
- D - CHECK PRINTER
- E - 30" x 60" TABLE
- F - 3031 CRT
- G - BURSTER
- H - METAL SHELVING UNIT x 84" HIGH
- J - 5360 SYSTEM 36 COMPUTER
- K - BOOKCASE
- L - STANDUP WORK STATION
- M - 5251 OPERATOR'S CONSOLE FOR SYSTEM 36 COMPUTER
- N - PRINTER STAND
- P - 5256 PRINTER
- O - 30" x 48" TABLE
- R - 5291 OPERATOR'S CONSOLE FOR SYSTEM 36 COMPUTER
- S - 5 DRAWER FILING CABINET
- T - TELEX
- U - FACSIMILE W/TELEPHONE & MODUM
- V - 34" x 72" TABLE
- W - 3262 PRINTER FOR SYSTEM 36 COMPUTER
- Y - AIR CONDITIONING UNIT
- Z - CP9 VOLTAGE REGULATOR

SEE CAD00373 FOR FIRE PROTECTION EQUIPMENT LAYOUT

LEGEND

- ◊ 8" BLOCK, 3/4" PLASTER, AND 5/8" DRYWALL
- ◊ 4" BRICK, 4" BLOCK, 1" PLASTER, 3-1/2" WOOD FRAME W/INSULATION
- ◊ 3-1/2" WOOD FRAME AND 5/8" DRYWALL 115" HIGH
- ◊ WESTINGHOUSE MODULAR WALL UNITS (ASD) 60" HIGH



NOTE: ▲ DESIGNATES NORTHERN MOST WEST CORNER (0, 0 Reference point)

TOLERANCES & FINISHING NOTES UNLESS OTHERWISE SPECIFIED: FINISHING PRACTICES, LEGENDS, SYMBOLS, DIMENSIONS, TOLERANCES, AND FINISHES TO BE AS SHOWN OR UNLESS OTHERWISE SPECIFIED. DIMENSIONS IN BOLD MUST BE OBSERVED. ALL UNITS EXCEPT DIMENSIONS FOR GRADE OR LOWER SHALL BE IN METERS. DIMENSIONS SHALL BE TO FACE UNLESS OTHERWISE SPECIFIED. DIMENSIONS SHALL BE TO FACE UNLESS OTHERWISE SPECIFIED.	WESTINGHOUSE PROPRIETARY DATA THIS DOCUMENT CONTAINS PROPRIETARY INFORMATION OF THE WESTINGHOUSE ELECTRIC CORPORATION. IT IS TRANSMITTED TO YOU IN CONFIDENCE AND SHALL NOT BE DISCLOSED IN WHOLE OR IN PART TO OTHERS OR BE REPRODUCED IN ANY MANNER WITHOUT THE PRIOR WRITTEN PERMISSION OF THE WESTINGHOUSE NUCLEAR FUEL OPERATIONS DIVISION.	DESIGNED BY: CLAWSON DATE: 11/8/74	WESTINGHOUSE ELECTRIC CORPORATION SPECIALTY METALS PLANT BLAIRSVILLE, PA. USA
		CHECKED BY: [ ] DATE: [ ] DRAWN BY: [ ] DATE: [ ]	
DRAWING NO. 5516D05		SHEET NO. 1 OF 1	DIVISION NO. 05

## Blairsville Point Survey Form #003

Survey Serial #:	01-159
Survey Section:	1
Survey Unit:	1
Survey Sub-unit:	12

Alpha Survey Instruments				
Inst. S/N	Inst. Code	Eff. %	Corr. Fac.	Bkg. CPM
1510	6	23.6	4.24	1


Beta Survey Instruments				
Inst. S/N	Inst. Code	Eff. %	Corr. Fac.	Bkg. CPM
1593	11	37.5	2.67	225

Gamma or Beta/Gamma Instruments			
Inst. S/N	Inst. Code	Bkg.	Detection Type
1522	22	0.013	Beta / Gamma
234	23	5	Gamma

Classification:	4
Survey Type:	LOWER

Alpha Counting Instruments				
Inst. S/N	Inst. Code	Eff. %	Corr. Fac.	Bkg. CPM
13295	2	33.88	2.95	0.28

Beta Counting Instruments				
Inst. S/N	Inst. Code	Eff. %	Corr. Fac.	Bkg. CPM
13295	3	37.13	2.69	2.06

Surveyor:	V. TAYLOR/ L. SMITH
Signature:	

Surface Description	Coordinates		Gamma at 1m	Gamma Inst.	Beta/Gamma Contact	Beta/Gamma Code	Contact Gross 1 min. Count	Alpha Inst. Code	Contact Gross 1 min. Count	Beta Inst. Code	Scan Contact Gross CPM		Removable DPM/100 cm2	Alpha Count Code	Removable DPM/100 cm2	Beta Count Code	Comments
	X	Y	uR/hr	Code	mR/hr	Code	Alpha	Beta	Code	Code	Max Beta	Avg Beta	Alpha	Beta	Beta		
FLOOR	2	-1	5	23	0.013	22	1	6	219	11	262	210	-0.82	2	-1.52	3	CARPET
FLOOR	2	-3	5	23	0.015	22	2	6	203	11	289	220	-0.82	2	-4.21	3	CARPET



**LB5100-W Low Background Counting System -- Smear Analysis**

Date: 3/6/95  
 Counting Unit id: 1  
 Data file name: C:\LBXL\UNIT1\B01-159.XLD  
 Batch Ended: 3/6/95 13:51  
 Crosstalk Correction: Not Applied

Alpha activity action level (DPM): 20.00  
 Beta activity action level (DPM): 200.00  
 Certainty level for MDA and flags: 95.00%  
 High Voltage Setting: 1410

Application Revision: 3  
 Application Version: Standard

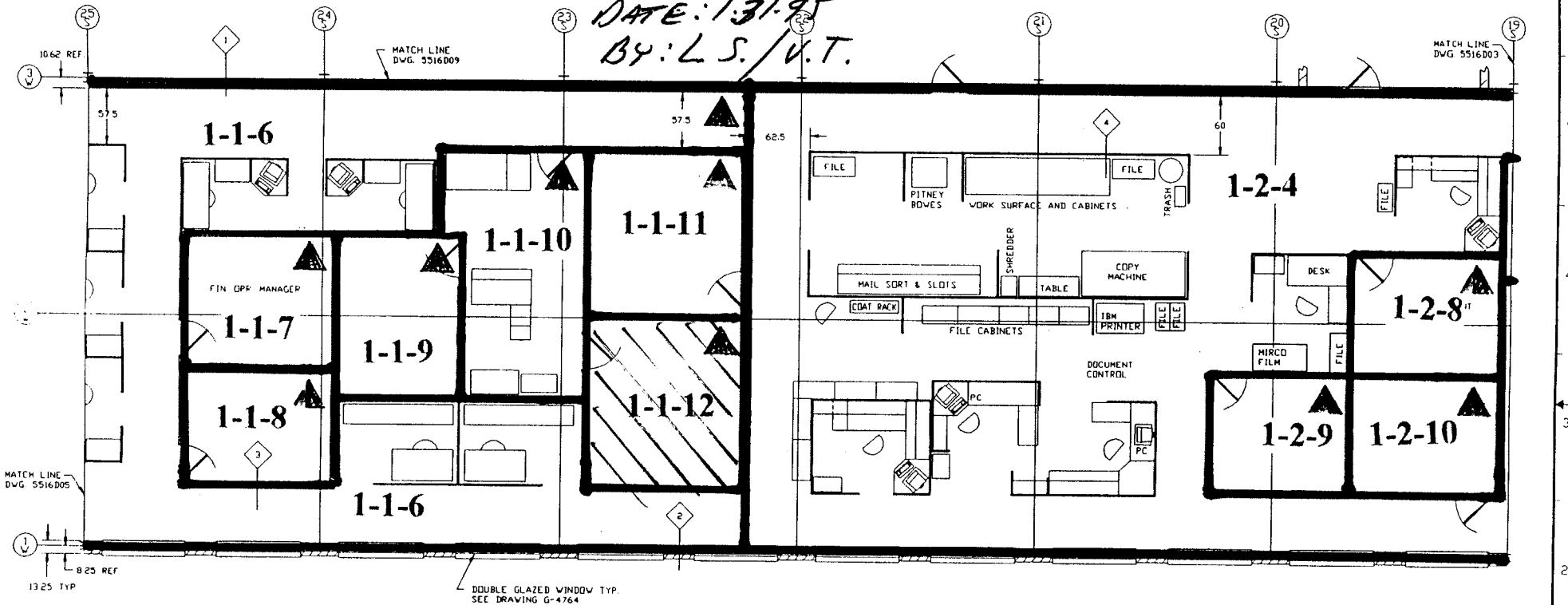
Batch ID: Blairsville 1-1-12

Carrier	Alpha Activity				Beta Activity				Count time (min)	Alpha CPM	Beta CPM	Completion Date - Time
	DPM	$\sigma$	flags	MDA	DPM	$\sigma$	flags	MDA				
18	-0.822	1.48	<MDA	7.64	-1.52	2.36	<MDA	12.71	2.00	-0.279	-0.56	3/6/95 13:49
19	-0.822	1.48	<MDA	7.64	-4.21	1.39	<MDA	12.71	2.00	-0.279	-1.56	3/6/95 13:51

Alpha efficiency log file: th230ab Alpha Efficiency: 33.88% Alpha to Beta Crosstalk: 24.12% Alpha Background (CPM): 0.278571429 Alpha Correction Factor: 1.000
Beta efficiency log file: tc99ab Beta Efficiency: 37.13% Beta into Alpha Crosstalk: 0.03% Beta Background (CPM): 2.064285714 Beta Correction Factor: 1.000

5516D04

UNIT: 1-1-12  
 S/N: 01-159  
 DATE: 1-31-95  
 BY: L.S./V.T.



LEGEND

- ◆ 8" BLOCK, 3/4" PLASTER, AND 5/8" DRYWALL
- ◆ 4" BRICK, 4" BLOCK, 1" PLASTER, 3-1/2" WOOD FRAME W/INSULATION
- ◆ 3-1/2" WOOD FRAME AND 5/8" DRYWALL 115" HIGH
- ◆ WESTINGHOUSE MODULAR WALL UNITS (ASD) 60" HIGH

NOTE: ▲ DESIGNATES NORTHERN MOST WEST CORNER (0, 0 Reference point)

TELEPHONE 1-MOVING UNITS UNLESS OTHERWISE SPECIFIED. DRAWING PRICES SHOWN ARE BASED ON THE FOLLOWING: 1.00 PER HOUR FOR DESIGN AND SUPERVISION. BASED ON 1994. 2.00 PER HOUR FOR MATERIALS. 3.00 PER HOUR FOR LABOR. 4.00 PER HOUR FOR TRAVEL. 5.00 PER HOUR FOR MEALS. 6.00 PER HOUR FOR TRAVEL. 7.00 PER HOUR FOR MEALS. 8.00 PER HOUR FOR TRAVEL. 9.00 PER HOUR FOR MEALS. 10.00 PER HOUR FOR TRAVEL. 11.00 PER HOUR FOR MEALS. 12.00 PER HOUR FOR TRAVEL. 13.00 PER HOUR FOR MEALS. 14.00 PER HOUR FOR TRAVEL. 15.00 PER HOUR FOR MEALS. 16.00 PER HOUR FOR TRAVEL. 17.00 PER HOUR FOR MEALS. 18.00 PER HOUR FOR TRAVEL. 19.00 PER HOUR FOR MEALS. 20.00 PER HOUR FOR TRAVEL. 21.00 PER HOUR FOR MEALS. 22.00 PER HOUR FOR TRAVEL. 23.00 PER HOUR FOR MEALS. 24.00 PER HOUR FOR TRAVEL. 25.00 PER HOUR FOR MEALS. 26.00 PER HOUR FOR TRAVEL. 27.00 PER HOUR FOR MEALS. 28.00 PER HOUR FOR TRAVEL. 29.00 PER HOUR FOR MEALS. 30.00 PER HOUR FOR TRAVEL. 31.00 PER HOUR FOR MEALS. 32.00 PER HOUR FOR TRAVEL. 33.00 PER HOUR FOR MEALS. 34.00 PER HOUR FOR TRAVEL. 35.00 PER HOUR FOR MEALS. 36.00 PER HOUR FOR TRAVEL. 37.00 PER HOUR FOR MEALS. 38.00 PER HOUR FOR TRAVEL. 39.00 PER HOUR FOR MEALS. 40.00 PER HOUR FOR TRAVEL. 41.00 PER HOUR FOR MEALS. 42.00 PER HOUR FOR TRAVEL. 43.00 PER HOUR FOR MEALS. 44.00 PER HOUR FOR TRAVEL. 45.00 PER HOUR FOR MEALS. 46.00 PER HOUR FOR TRAVEL. 47.00 PER HOUR FOR MEALS. 48.00 PER HOUR FOR TRAVEL. 49.00 PER HOUR FOR MEALS. 50.00 PER HOUR FOR TRAVEL. 51.00 PER HOUR FOR MEALS. 52.00 PER HOUR FOR TRAVEL. 53.00 PER HOUR FOR MEALS. 54.00 PER HOUR FOR TRAVEL. 55.00 PER HOUR FOR MEALS. 56.00 PER HOUR FOR TRAVEL. 57.00 PER HOUR FOR MEALS. 58.00 PER HOUR FOR TRAVEL. 59.00 PER HOUR FOR MEALS. 60.00 PER HOUR FOR TRAVEL. 61.00 PER HOUR FOR MEALS. 62.00 PER HOUR FOR TRAVEL. 63.00 PER HOUR FOR MEALS. 64.00 PER HOUR FOR TRAVEL. 65.00 PER HOUR FOR MEALS. 66.00 PER HOUR FOR TRAVEL. 67.00 PER HOUR FOR MEALS. 68.00 PER HOUR FOR TRAVEL. 69.00 PER HOUR FOR MEALS. 70.00 PER HOUR FOR TRAVEL. 71.00 PER HOUR FOR MEALS. 72.00 PER HOUR FOR TRAVEL. 73.00 PER HOUR FOR MEALS. 74.00 PER HOUR FOR TRAVEL. 75.00 PER HOUR FOR MEALS. 76.00 PER HOUR FOR TRAVEL. 77.00 PER HOUR FOR MEALS. 78.00 PER HOUR FOR TRAVEL. 79.00 PER HOUR FOR MEALS. 80.00 PER HOUR FOR TRAVEL. 81.00 PER HOUR FOR MEALS. 82.00 PER HOUR FOR TRAVEL. 83.00 PER HOUR FOR MEALS. 84.00 PER HOUR FOR TRAVEL. 85.00 PER HOUR FOR MEALS. 86.00 PER HOUR FOR TRAVEL. 87.00 PER HOUR FOR MEALS. 88.00 PER HOUR FOR TRAVEL. 89.00 PER HOUR FOR MEALS. 90.00 PER HOUR FOR TRAVEL. 91.00 PER HOUR FOR MEALS. 92.00 PER HOUR FOR TRAVEL. 93.00 PER HOUR FOR MEALS. 94.00 PER HOUR FOR TRAVEL. 95.00 PER HOUR FOR MEALS. 96.00 PER HOUR FOR TRAVEL. 97.00 PER HOUR FOR MEALS. 98.00 PER HOUR FOR TRAVEL. 99.00 PER HOUR FOR MEALS. 100.00 PER HOUR FOR TRAVEL.	WESTINGHOUSE PROPRIETARY DATA THIS DOCUMENT CONTAINS PROPRIETARY INFORMATION OF THE WESTINGHOUSE ELECTRIC CORPORATION NUCLEAR FUEL OPERATIONS DIVISIONS. IT IS TRANSMITTED TO YOU IN CONFIDENCE AND TRUST AND IS TO BE RETURNED TO THE COMPANY. IT IS NOT TO BE REPRODUCED OR TRANSMITTED IN ANY FORM OR BY ANY MEANS, ELECTRONIC OR MECHANICAL, INCLUDING PHOTOCOPYING, RECORDING, OR BY ANY INFORMATION STORAGE AND RETRIEVAL SYSTEM, WITHOUT THE PRIOR WRITTEN PERMISSION OF THE WESTINGHOUSE NUCLEAR FUEL OPERATIONS DIVISIONS.	DESIGNED BY: V. CLAWSON DATE: 11-02-94 CHECKED BY: DATE: DRAWN BY: DATE: IN CHARGE: DATE: APPROVED BY: DATE:	Westinghouse Electric Corporation SPECIALTY METALS PLANT, BLAIRSVILLE, PA, USA. TITLE: MAIN BUILDING EQUIPMENT LAYOUT OFFICE AREA SCALE: 25' = 12' SHEET 1 OF 1 SHEETS DWG NO. 5516D04 REV. 0.3
--	--	---	---

# Blairsville Point Survey Form #003

Survey Serial #: **01-160**

Survey Section: **1**

Survey Unit: **1**

Survey Sub-unit: **10**

Classification: **4**

Survey Type: **LOWER**

Survey Date: **1/31/95**

Count Date: **3/7/95**

Alpha Survey Instruments				
Inst. S/N	Inst. Code	Eff. %	Corr. Fac.	Bkg. CPM
1510	6	21.4	4.67	1

Beta Survey Instruments				
Inst. S/N	Inst. Code	Eff. %	Corr. Fac.	Bkg. CPM
1593	11	35.4	2.82	225

Gamma or Beta/Gamma Instruments			
Inst. S/N	Inst. Code	Bkg.	Detection Type
1522	22	0.013	Beta / Gamma
234	23	5	Gamma

Alpha Counting Instruments				
Inst. S/N	Inst. Code	Eff. %	Corr. Fac.	Bkg. CPM
13295	2	33.88	2.95	0.28

Beta Counting Instruments				
Inst. S/N	Inst. Code	Eff. %	Corr. Fac.	Bkg. CPM
13295	3	37.13	2.69	2.06

Surveyor: **V. TAYLOR/L. SMITH**  
 Signature: *V. Taylor*

Surface Description	Coordinates		Gamma at 1m uR/hr	Gamma Inst. Code	Beta/Gamma Contact mR/hr	Beta/Gamma Code	Contact Gross 1 min. Count Alpha	Alpha Inst. Code	Contact Gross 1 min. Count Beta	Beta Inst. Code	Scan Contact Gross CPM		Removable DPM/100 cm2 Alpha	Alpha Count Code	Removable DPM/100 cm2 Beta	Beta Count Code	Comments
	X	Y									Max Beta	Avg Beta					
CARPET	2	-1	5	23	0.012	22	3	6	218	11	263	190	0.65	2	-0.17	3	
CARPET	4	-1	5	23	0.013	22	2	6	188	11	237	160	-0.82	2	-2.87	3	

**LB5100-W Low Background Counting System – Smear Analysis**

Date: 3/7/95  
 Counting Unit id: 1  
 Data file name: C:\LBXL\UNIT1\B01-160.XLD  
 Batch Ended: 3/7/95 10:03  
 Crosstalk Correction: Not Applied

Alpha activity action level (DPM): 20.00  
 Beta activity action level (DPM): 200.00  
 Certainty level for MDA and flags: 95.00%  
 High Voltage Setting: 1410

Application Revision: 3  
 Application Version: Standard

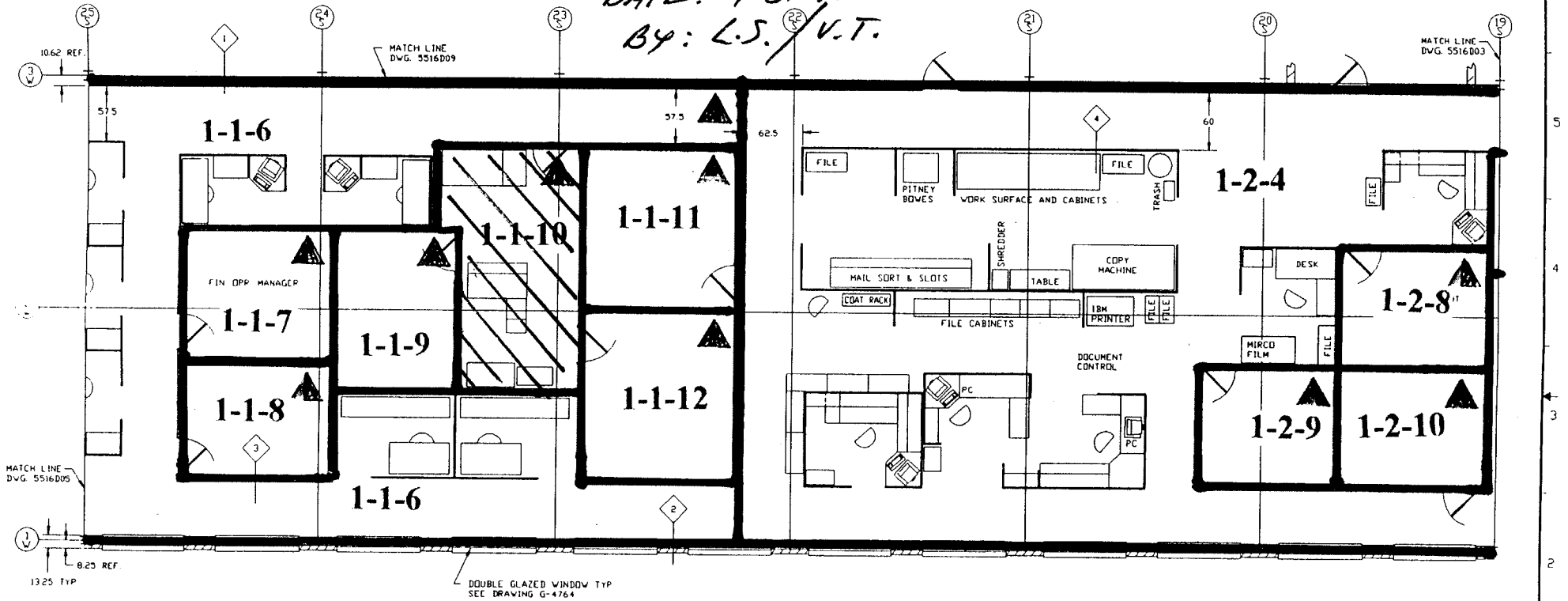
Batch ID: Blairsville 1-1-10

Carrier	Alpha Activity				Beta Activity				Count time (min)	Alpha CPM	Beta CPM	Completion Date - Time
	DPM	$\sigma$	flags	MDA	DPM	$\sigma$	flags	MDA				
46	0.654	1.48	<MDA	7.64	-0.17	2.71	<MDA	12.71	2.00	0.221	-0.06	3/7/95 10:00
47	-0.822	1.48	<MDA	7.64	-2.87	1.93	<MDA	12.71	2.00	-0.279	-1.06	3/7/95 10:03

Alpha efficiency log file: th230ab Alpha Efficiency: 33.88% Alpha to Beta Crosstalk: 24.12% Alpha Background (CPM): 0.278571429 Alpha Correction Factor: 1.000
Beta efficiency log file: tc99ab Beta Efficiency: 37.13% Beta into Alpha Crosstalk: 0.03% Beta Background (CPM): 2.064285714 Beta Correction Factor: 1.000

5516D04

UNIT # 1-1-10  
S/N : 01-160  
DATE: 1-31-95  
BY: L.S. / V.T.



LEGEND

- ◊ 8" BLOCK, 3/4" PLASTER, AND 5/8" DRYWALL
- ◊ 4" BRICK, 4" BLOCK, 1" PLASTER, 3-1/2" WOOD FRAME W/INSULATION
- ◊ 3-1/2" WOOD FRAME AND 5/8" DRYWALL 115" HIGH
- ◊ WESTINGHOUSE MODULAR WALL UNITS (ASD) 60" HIGH

NOTE: ▲ DESIGNATES NORTHERN MOST WEST CORNER (0, 0 Reference point)

<p>REVISIONS</p> <table border="1"> <tr><th>NO.</th><th>DATE</th><th>DESCRIPTION</th></tr> <tr><td>1</td><td></td><td></td></tr> <tr><td>2</td><td></td><td></td></tr> <tr><td>3</td><td></td><td></td></tr> <tr><td>4</td><td></td><td></td></tr> <tr><td>5</td><td></td><td></td></tr> <tr><td>6</td><td></td><td></td></tr> <tr><td>7</td><td></td><td></td></tr> <tr><td>8</td><td></td><td></td></tr> <tr><td>9</td><td></td><td></td></tr> <tr><td>10</td><td></td><td></td></tr> </table>	NO.	DATE	DESCRIPTION	1			2			3			4			5			6			7			8			9			10			<p>TOLERANCES &amp; FINISHING NOTES</p> <p>UNLESS OTHERWISE SPECIFIED</p> <p>ALL DIMENSIONS SHALL BE TO FACE UNLESS OTHERWISE SPECIFIED</p> <p>ALL DIMENSIONS SHALL BE TO FACE UNLESS OTHERWISE SPECIFIED</p> <p>ALL DIMENSIONS SHALL BE TO FACE UNLESS OTHERWISE SPECIFIED</p>	<p>WESTINGHOUSE PROPRIETARY DATA</p> <p>THIS DOCUMENT CONTAINS PROPRIETARY INFORMATION OF THE WESTINGHOUSE ELECTRIC CORPORATION. IT IS LOANED TO YOU IN CONFIDENCE AND MUST NOT BE REPRODUCED OR TRANSMITTED IN ANY MANNER OR USED FOR OTHER THAN THE PURPOSE FOR WHICH TRANSMITTED WITHOUT THE PRIOR WRITTEN PERMISSION OF THE WESTINGHOUSE ELECTRIC CORPORATION.</p>	<table border="1"> <tr><td>DESIGN</td><td>CLAYTON</td><td>81-97-98</td></tr> <tr><td>DRAWN</td><td></td><td></td></tr> <tr><td>CHECKED</td><td></td><td></td></tr> <tr><td>APPROVED</td><td></td><td></td></tr> <tr><td>DATE</td><td></td><td></td></tr> </table>	DESIGN	CLAYTON	81-97-98	DRAWN			CHECKED			APPROVED			DATE			<p>Westinghouse Electric Corporation SPECIALTY METALS PLANT BLAIRSVILLE, PA USA</p> <p>TITLE: MAIN BUILDING EQUIPMENT LAYOUT OFFICE AREA</p> <p>SCALE: 25 = 12</p> <p>SHT 1 OF 1 SHS DWG NO 5516D04</p>	<p>REV U3</p>
	NO.	DATE	DESCRIPTION																																																		
1																																																					
2																																																					
3																																																					
4																																																					
5																																																					
6																																																					
7																																																					
8																																																					
9																																																					
10																																																					
DESIGN	CLAYTON	81-97-98																																																			
DRAWN																																																					
CHECKED																																																					
APPROVED																																																					
DATE																																																					

## Blairsville Point Survey Form #003

Survey Serial #:	01-161
Survey Section:	1
Survey Unit:	1
Survey Sub-unit:	9

Alpha Survey Instruments				
Inst. S/N	Inst. Code	Eff. %	Corr. Fac.	Bkg. CPM
1510	6	21.4	4.67	-1


Beta Survey Instruments				
Inst. S/N	Inst. Code	Eff. %	Corr. Fac.	Bkg. CPM
1593	11	35.4	2.82	225

Gamma or Beta/Gamma Instruments			
Inst. S/N	Inst. Code	Bkg.	Detection Type
1522	22	0.013	Beta / Gamma
234	23	5	Gamma

Classification:	4
Survey Type:	LOWER
Survey Date:	1/31/95
Count Date:	3/7/95

Alpha Counting Instruments				
Inst. S/N	Inst. Code	Eff. %	Corr. Fac.	Bkg. CPM
13295	2	33.88	2.95	0.28

Beta Counting Instruments				
Inst. S/N	Inst. Code	Eff. %	Corr. Fac.	Bkg. CPM
13295	3	37.13	2.69	2.06

Surveyor:	V. TAYLOR/ L. SMITH
Signature:	

Surface Description	Coordinates		Gamma at 1m	Gamma Inst.	Beta/Gamma Contact	Beta/Gamma Code	Contact Gross 1 min. Count	Alpha Inst. Code	Contact Gross 1 min. Count	Beta Inst. Code	Scan Contact Gross CPM		Removable DPM/100 cm2	Alpha Count Code	Removable DPM/100 cm2	Beta Count Code	Comments
	X	Y	uR/hr	Code	mR/hr	Code	Alpha	Beta	Code	Max Beta	Avg Beta	Alpha	Beta	Beta			
CARPET FLOOR	2	-1	5	23	0.01	22	1	6	191	11	244	160	-0.82	2	2.52	3	
CARPET FLOOR	4	-1	5	23	0.008	22	1	6	218	11	261	190	0.65	2	-2.87	3	

**LB5100-W Low Background Counting System -- Smear Analysis**

Date: 3/7/95  
 Counting Unit id: 1  
 Data file name: C:\LBXL\UNIT1\B01-161.XLD  
 Batch Ended: 3/7/95 10:07  
 Crosstalk Correction: Not Applied

Alpha activity action level (DPM): 20.00  
 Beta activity action level (DPM): 200.00  
 Certainty level for MDA and flags: 95.00%  
 High Voltage Setting: 1410  
 Application Revision: 3  
 Application Version: Standard

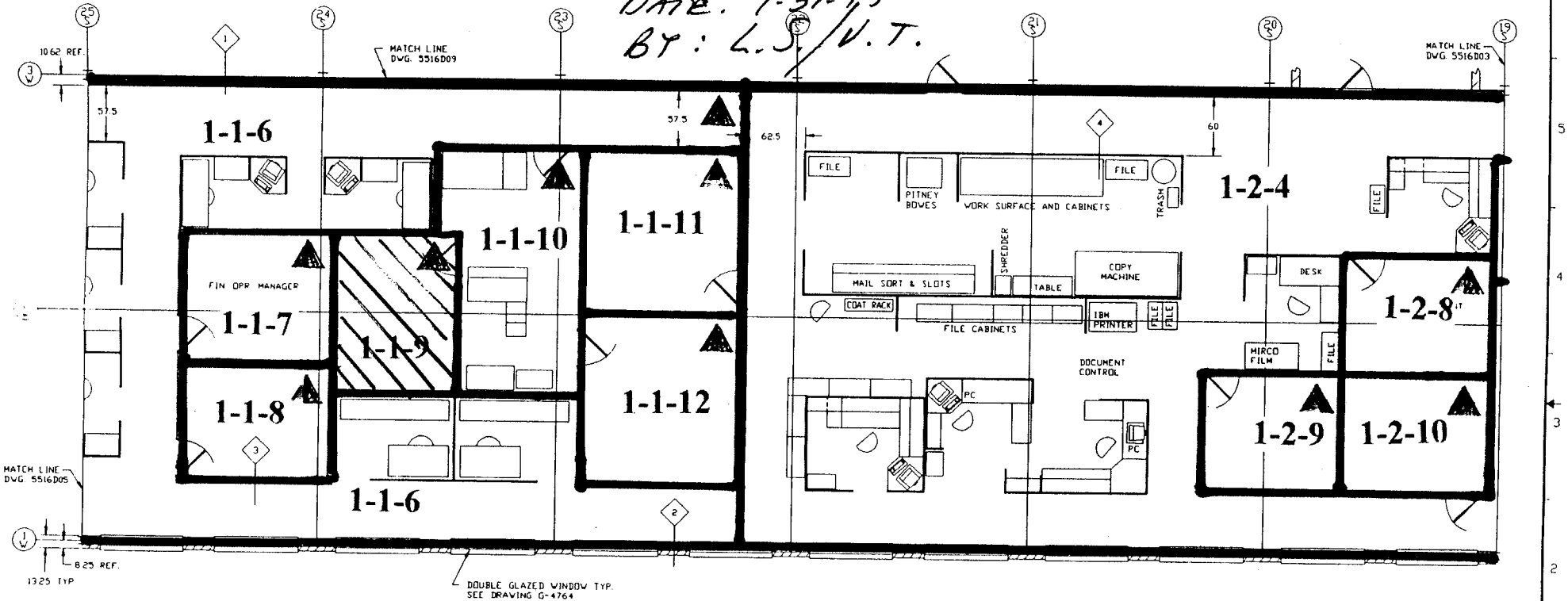
Alpha efficiency log file: th230ab Alpha Efficiency: 33.88% Alpha to Beta Crosstalk: 24.12% Alpha Background (CPM): 0.278571429 Alpha Correction Factor: 1.000			
Beta efficiency log file: tc99ab Beta Efficiency: 37.13% Beta into Alpha Crosstalk: 0.03% Beta Background (CPM): 2.064285714 Beta Correction Factor: 1.000			
Count time (min)	Alpha CPM	Beta CPM	Completion Date - Time
2.00	-0.279	0.94	3/7/95 10:05
2.00	0.221	-1.06	3/7/95 10:07

Batch ID: Blairsville 1-1-9

Carrier	Alpha Activity				Beta Activity			
	DPM	$\sigma$	flags	MDA	DPM	$\sigma$	flags	MDA
48	-0.822	1.48	<MDA	7.64	2.52	3.32	<MDA	12.71
49	0.654	1.48	<MDA	7.64	-2.87	1.93	<MDA	12.71

5516D04

UNIT # 1-1.9  
 S/N: 01-161  
 DATE: 1-31-95  
 BY: L.J./V.T.



LEGEND

- ◆ 8" BLOCK, 3/4" PLASTER, AND 5/8" DRYWALL
- ◆ 4" BRICK, 4" BLOCK, 1" PLASTER, 3-1/2" WOOD FRAME W/INSULATION
- ◆ 3-1/2" WOOD FRAME AND 5/8" DRYWALL 115' HIGH
- ◆ WESTINGHOUSE MODULAR WALL UNITS (ASD) 60" HIGH

NOTE: ▲ DESIGNATES NORTHERN MOST WEST CORNER (0, 0 Reference point)

<p>WESTINGHOUSE PROPRIETARY DATA</p> <p>THIS DOCUMENT CONTAINS PROPRIETARY INFORMATION OF THE WESTINGHOUSE ELECTRIC CORPORATION. NUCLEAR FUEL OPERATIONS DIVISION. IT IS TRANSMITTED TO YOU IN CONFIDENCE AND FURTHER IS TO BE RETURNED UPON REQUEST. ITS CONTENTS MAY NOT BE DISCLOSED IN WHOLE OR IN PART TO OTHERS OR USED FOR OTHER THAN THE PURPOSE FOR WHICH TRANSMITTED WITHOUT THE PRIOR WRITTEN PERMISSION OF THE WESTINGHOUSE NUCLEAR FUEL OPERATIONS DIVISION.</p>	<p>DESIGNATION: 81-97-08</p> <p>DATE: 01-31-95</p> <p>BY: L.J./V.T.</p>	<p>Westinghouse Electric Corporation</p> <p>SPECIALTY METALS PLANT BLAIRSVILLE, PA USA</p> <p>MAIN BUILDING EQUIPMENT LAYOUT OFFICE AREA</p> <p>SCALE: 25' = 12'</p> <p>SHEET 1 OF 1 SHEETS DWG NO. 5516D04</p>
	<p>TELEPHONE &amp; MACHINE NOTES</p> <p>UNLESS OTHERWISE SPECIFIED:</p> <p>FINISHES: 1. WALLS: 8" BLOCK, 3/4" PLASTER, AND 5/8" DRYWALL</p> <p>2. FLOORS: 4" BRICK, 4" BLOCK, 1" PLASTER, 3-1/2" WOOD FRAME W/INSULATION</p> <p>3. CEILING: 3-1/2" WOOD FRAME AND 5/8" DRYWALL 115' HIGH</p> <p>4. PARTITIONS: WESTINGHOUSE MODULAR WALL UNITS (ASD) 60" HIGH</p>	



# Blairsville Point Survey Form #003

Survey Serial #:	01-162
------------------	--------

Survey Section:	1
-----------------	---

Survey Unit:	3
--------------	---

Survey Sub-unit:	4
------------------	---

Classification:	4
-----------------	---

Survey Type:	LOWER
--------------	-------

Survey Date:	2/2/95
--------------	--------

Count Date:	3/7/95
-------------	--------


Alpha Survey Instruments				
Inst. S/N	Inst. Code	Eff. %	Corr. Fac.	Bkg. CPM
1510	6	21.4	4.67	1

Beta Survey Instruments				
Inst. S/N	Inst. Code	Eff. %	Corr. Fac.	Bkg. CPM
1593	11	35.4	2.82	223

Gamma or Beta/Gamma Instruments			
Inst. S/N	Inst. Code	Bkg.	Detection Type
234	23	6	Gamma
1522	22	0.009	Beta / Gamma

Alpha Counting Instruments				
Inst. S/N	Inst. Code	Eff. %	Corr. Fac.	Bkg. CPM
13295	2	33.88	2.95	0.28

Beta Counting Instruments				
Inst. S/N	Inst. Code	Eff. %	Corr. Fac.	Bkg. CPM
13295	3	37.13	2.69	2.06

Surveyor:	V. TAYLOR / L. SMITH
Signature:	

Surface Description	Coordinates		Gamma at 1m	Gamma Inst.	Beta/Gamma Contact	Beta/Gamma Code	Contact Gross 1 min. Count	Alpha Inst. Code	Contact Gross 1 min. Count	Beta Inst. Code	Scan Contact Gross CPM		Removable DPM/100 cm2	Alpha Count	Removable DPM/100 cm2	Beta Count	Comments
	X	Y	uR/hr	Code	mR/hr	Code	Alpha	Beta	Code	Code	Max Beta	Avg Beta	Alpha	Code	Beta	Code	
CARPET FLOOR	2	-2	6	23	0.009	22	2	6	235	11	275	235	0.65	2	-2.87	3	
CARPET FLOOR	2	-4	6	23	0.01	22	0	6	212	11	274	232	-0.82	2	-2.87	3	
CARPET FLOOR	3	-6	6	23	0.011	22	1	6	208	11	257	230	-0.82	2	-0.17	3	
CARPET FLOOR	5	-6.5	6	23	0.008	22	6	6	232	11	276	235	0.65	2	-2.87	3	
CARPET FLOOR	1	-7.5	6	23	0.007	22	1	6	211	11	255	210	0.65	2	-0.17	3	

**LB5100-W Low Background Counting System -- Smear Analysis**

Date: 3/7/95  
 Counting Unit id: 1  
 Data file name: C:\LBXL\UNIT1\B01-162.XLD  
 Batch Ended: 3/7/95 10:18  
 Crosstalk Correction: Not Applied

Alpha activity action level (DPM): 20.00  
 Beta activity action level (DPM): 200.00  
 Certainty level for MDA and flags: 95.00%  
 High Voltage Setting: 1410

Application Revision: 3  
 Application Version: Standard

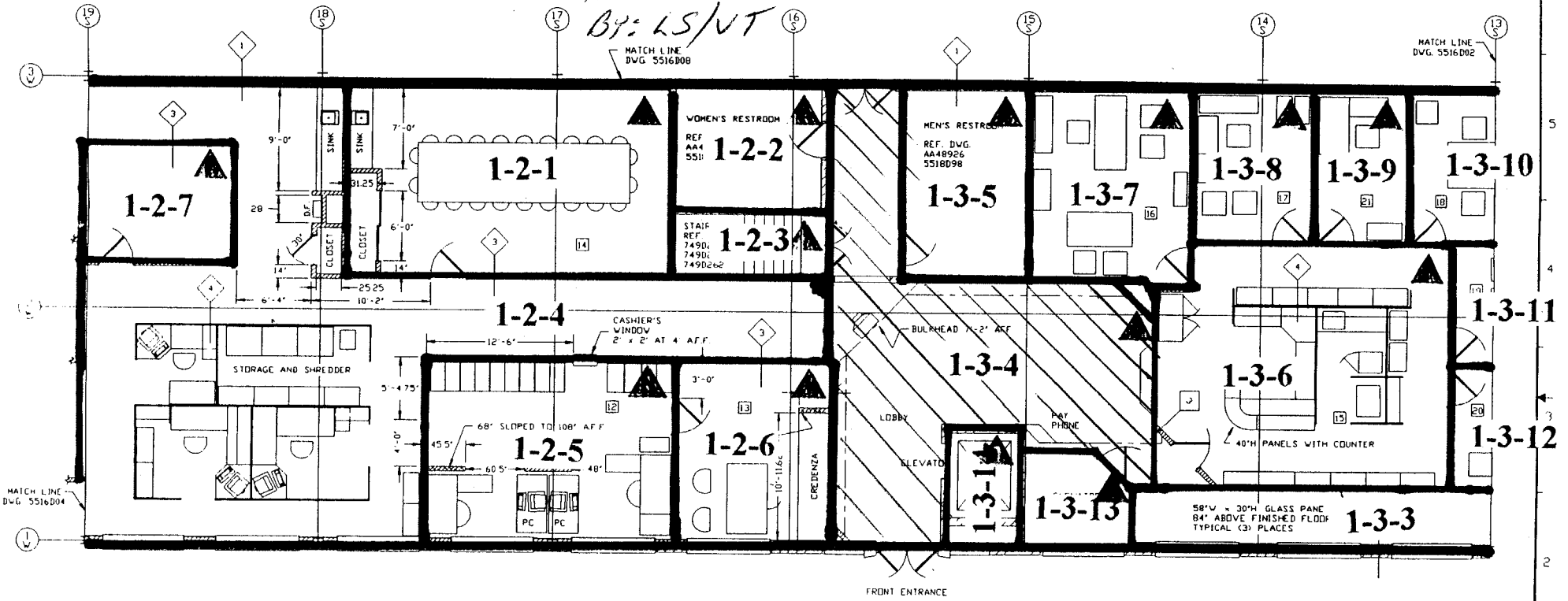
Alpha efficiency log file: th230ab Alpha Efficiency: 33.88% Alpha to Beta Crosstalk: 24.12% Alpha Background (CPM): 0.278571429 Alpha Correction Factor: 1.000			
Beta efficiency log file: tc99ab Beta Efficiency: 37.13% Beta into Alpha Crosstalk: 0.03% Beta Background (CPM): 2.064285714 Beta Correction Factor: 1.000			
Count	Alpha	Beta	Completion
time (min)	CPM	CPM	Date - Time
2.00	0.221	-1.06	3/7/95 10:09
2.00	-0.279	-1.06	3/7/95 10:12
2.00	-0.279	-0.06	3/7/95 10:14
2.00	0.221	-1.06	3/7/95 10:16
2.00	0.221	-0.06	3/7/95 10:18

Batch ID: Blairsville 1-3-4

Carrier	Alpha Activity				Beta Activity			
	DPM	$\sigma$	flags	MDA	DPM	$\sigma$	flags	MDA
50	0.654	1.48	<MDA	7.64	-2.87	1.93	<MDA	12.71
51	-0.822	1.48	<MDA	7.64	-2.87	1.93	<MDA	12.71
52	-0.822	1.48	<MDA	7.64	-0.17	2.71	<MDA	12.71
53	0.654	1.48	<MDA	7.64	-2.87	1.93	<MDA	12.71
54	0.654	1.48	<MDA	7.64	-0.17	2.71	<MDA	12.71

5516D03

S/N # 01-162  
 UNIT: 1-3-4  
 DATE: 2-2-95  
 BY: LS/NT



- LEGEND
- ◊ 8" BLOCK, 3/4" PLASTER, AND 5/8" DRYWALL
  - ◊ 4" BRICK, 4" BLOCK, 1" PLASTER, 3-1/2" WOOD FRAME W/INSULATION
  - ◊ 3-1/2" WOOD FRAME AND 5/8" DRYWALL 115" HIGH
  - ◊ WESTINGHOUSE MODULAR WALL UNITS (ASD) 60" HIGH
  - ▨ = 3-1/2" WOOD FRAME AND 5/8" DRYWALL PARTITIONS CONSTRUCTED AS NOTED

NOTE: ▲ DESIGNATES NORTHERN MOST WEST CORNER (0, 0 Reference point)

DESIGN	W. CLAWSON	8/10/74	<b>Westinghouse Electric Corporation</b> SPECIALTY METALS PLANT BLAIRSVILLE, PA USA
DATE			
CHKD			MAIN BUILDING EQUIPMENT LAYOUT OFFICE AREA
REV ENG			
REV DEC			SCALE 25' = 12" SHT 1 OF 1 SH15 DWG NO. 5516D03
REV DRG			
APP			REV 017

## Blairsville Point Survey Form #003

Survey Serial #:	01-163
Survey Section:	1
Survey Unit:	3
Survey Sub-unit:	6

Alpha Survey Instruments				
Inst. S/N	Inst. Code	Eff. %	Corr. Fac.	Bkg. CPM
1510	6	21.4	4.67	1


Beta Survey Instruments				
Inst. S/N	Inst. Code	Eff. %	Corr. Fac.	Bkg. CPM
1593	11	35.4	2.82	223

Gamma or Beta/Gamma Instruments			
Inst. S/N	Inst. Code	Bkg.	Detection Type
234	23	6	Gamma
1522	22	0.009	Beta / Gamma

Classification:	4
Survey Type:	LOWER

Alpha Counting Instruments				
Inst. S/N	Inst. Code	Eff. %	Corr. Fac.	Bkg. CPM
13295	2	33.88	2.95	0.28

Beta Counting Instruments				
Inst. S/N	Inst. Code	Eff. %	Corr. Fac.	Bkg. CPM
13295	3	37.13	2.69	2.06

Surveyor:	V. TAYLOR/ L. SMITH
Signature:	

Surface Description	Coordinates		Gamma at 1m	Gamma Inst.	Beta/Gamma Contact	Beta/Gamma Code	Contact Gross 1 min. Count	Alpha Inst. Code	Contact Gross 1 min. Count	Beta Inst. Code	Scan Contact Gross CPM		Removable DPM/100 cm2	Alpha Count	Removable DPM/100 cm2	Beta Count	Comments
	X	Y	uR/hr	Code	mR/hr	Code	Alpha	Beta	Code	Code	Max Beta	Avg Beta	Alpha	Code	Beta	Code	
CARPET FLOOR	0.5	-2	4	23	0.012	22	3	6	197	11	247	160	0.65	2	-2.87	3	
CARPET FLOOR	3	-6	5	23	0.013	22	3	6	191	11	271	180	-0.82	2	-0.17	3	
CARPET FLOOR	5.5	-4	5	23	0.01	22	1	6	206	11	297	220	-0.82	2	2.52	3	

**LB5100-W Low Background Counting System -- Smear Analysis**

Date: 3/7/95  
 Counting Unit id: 1  
 Data file name: C:\LBXL\UNIT1\B01-163.XLD  
 Batch Ended: 3/7/95 10:25  
 Crosstalk Correction: Not Applied

Alpha activity action level (DPM): 20.00  
 Beta activity action level (DPM): 200.00  
 Certainty level for MDA and flags: 95.00%  
 High Voltage Setting: 1410

Application Revision: 3  
 Application Version: Standard

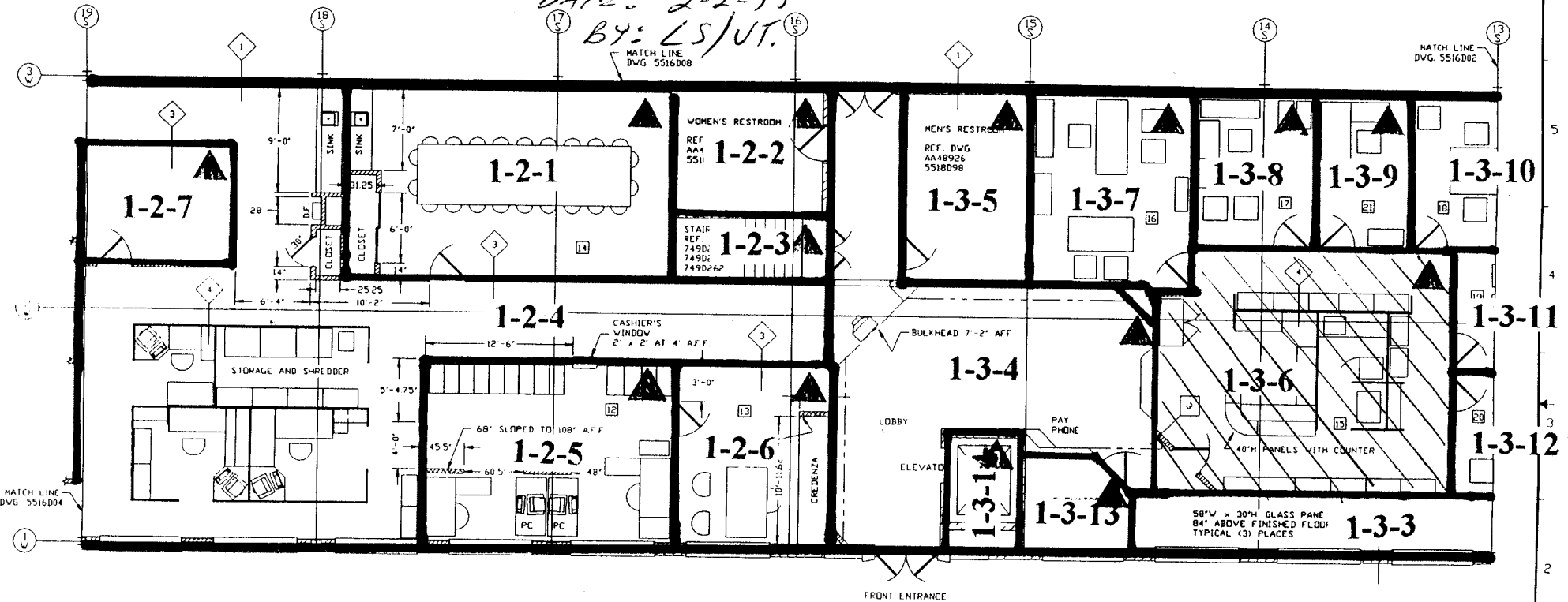
Alpha efficiency log file: th230ab Alpha Efficiency: 33.88% Alpha to Beta Crosstalk: 24.12% Alpha Background (CPM): 0.278571429 Alpha Correction Factor: 1.000
Beta efficiency log file: tc99ab Beta Efficiency: 37.13% Beta into Alpha Crosstalk: 0.03% Beta Background (CPM): 2.064285714 Beta Correction Factor: 1.000
Count    Alpha    Beta    Completion time (min)    CPM    CPM    Date - Time
2.00    0.221    -1.06    3/7/95 10:20
2.00    -0.279    -0.06    3/7/95 10:22
2.00    -0.279    0.94    3/7/95 10:25

Batch ID: Blairsville 1-3-6

Carrier	Alpha Activity				Beta Activity			
	DPM	$\sigma$	flags	MDA	DPM	$\sigma$	flags	MDA
55	0.654	1.48	<MDA	7.64	-2.87	1.93	<MDA	12.71
56	-0.822	1.48	<MDA	7.64	-0.17	2.71	<MDA	12.71
57	-0.822	1.48	<MDA	7.64	2.52	3.32	<MDA	12.71

5516D03

UNIT # 1-3-6  
 SN: 01-163  
 DATE: 2-2-95  
 BY: LS/JT.



- LEGEND
- ◊ 8" BLOCK, 3/4" PLASTER, AND 5/8" DRYWALL
  - ◊ 4" BRICK, 4" BLOCK, 1" PLASTER, 3-1/2" WOOD FRAME V/INSULATION
  - ◊ 3-1/2" WOOD FRAME AND 5/8" DRYWALL 115' HIGH
  - ◊ WESTINGHOUSE MODULAR WALL UNITS (ASD) 60" HIGH
  - ▨ 3-1/2" WOOD FRAME AND 5/8" DRYWALL PARTITIONS CONSTRUCTED AS NOTED

NOTE: ▲ DESIGNATES NORTHERN MOST WEST CORNER (0, 0 Reference point)

DES. BY: W. SLAYBORN	REV. 2/74	<b>Westinghouse Electric Corporation</b> SPECIALTY METALS PLANT BLAIRSVILLE, PA USA	TITLE <b>MAIN BUILDING EQUIPMENT LAYOUT OFFICE AREA</b>
CHKD BY:			
DES. ENG:		SCALE: 25' = 1"	SHEET: 1 OF 1 SH13 DVG. NO. <b>5516D03</b>
APP.:			

## Blairsville Point Survey Form #003

Survey Serial #:	01-164
Survey Section:	1
Survey Unit:	3
Survey Sub-unit:	7

Alpha Survey Instruments				
Inst. S/N	Inst. Code	Eff. %	Corr. Fac.	Bkg. CPM
1510	6	21.4	4.67	1


Beta Survey Instruments				
Inst. S/N	Inst. Code	Eff. %	Corr. Fac.	Bkg. CPM
1593	11	35.4	2.82	223

Gamma or Beta/Gamma Instruments			
Inst. S/N	Inst. Code	Bkg.	Detection Type
234	23	6	Gamma
1522	22	0.009	Beta / Gamma

Classification:	4
Survey Type:	LOWER
Survey Date:	2/2/95
Count Date:	3/7/95

Alpha Counting Instruments				
Inst. S/N	Inst. Code	Eff. %	Corr. Fac.	Bkg. CPM
13295	2	33.88	2.95	0.28

Beta Counting Instruments				
Inst. S/N	Inst. Code	Eff. %	Corr. Fac.	Bkg. CPM
13295	3	37.13	2.69	2.06

Surveyor:	V. TAYLOR/L. SMITH
Signature:	

Surface Description	Coordinates		Gamma at 1m	Gamma Inst.	Beta/Gamma Contact	Beta/Gamma Code	Contact Gross 1 min. Count	Alpha Inst. Code	Contact Gross 1 min. Count	Beta Inst. Code	Scan Contact Gross CPM		Removable DPM/100 cm2	Alpha Count	Removable DPM/100 cm2	Beta Count	Comments
	X	Y	uR/hr	Code	mR/hr	Code	Alpha	Beta	Code	Code	Max Beta	Avg Beta	Alpha	Code	Beta	Code	
CARPET FLOOR	2	-1	5	23	0.016	22	4	6	203	11	329	190	-0.82	2	1.17	3	
CARPET FLOOR	1	-3	5	23	0.013	22	4	6	202	11	287	220	-0.82	2	-5.56	3	

**LB5100-W Low Background Counting System – Smear Analysis**

Date: 3/7/95  
 Counting Unit id: 1  
 Data file name: C:\LBXL\UNIT1\B01-164.XLD  
 Batch Ended: 3/7/95 10:29  
 Crosstalk Correction: Not Applied

Alpha activity action level (DPM): 20.00  
 Beta activity action level (DPM): 200.00  
 Certainty level for MDA and flags: 95.00%  
 High Voltage Setting: 1410

Application Revision: 3  
 Application Version: Standard

Alpha efficiency log file: th230ab Alpha Efficiency: 33.88% Alpha to Beta Crosstalk: 24.12% Alpha Background (CPM): 0.278571429 Alpha Correction Factor: 1.000			
Beta efficiency log file: tc99ab Beta Efficiency: 37.13% Beta into Alpha Crosstalk: 0.03% Beta Background (CPM): 2.064285714 Beta Correction Factor: 1.000			
Count time (min)	Alpha CPM	Beta CPM	Completion Date - Time
2.00	-0.279	0.44	3/7/95 10:27
2.00	-0.279	-2.06	3/7/95 10:29

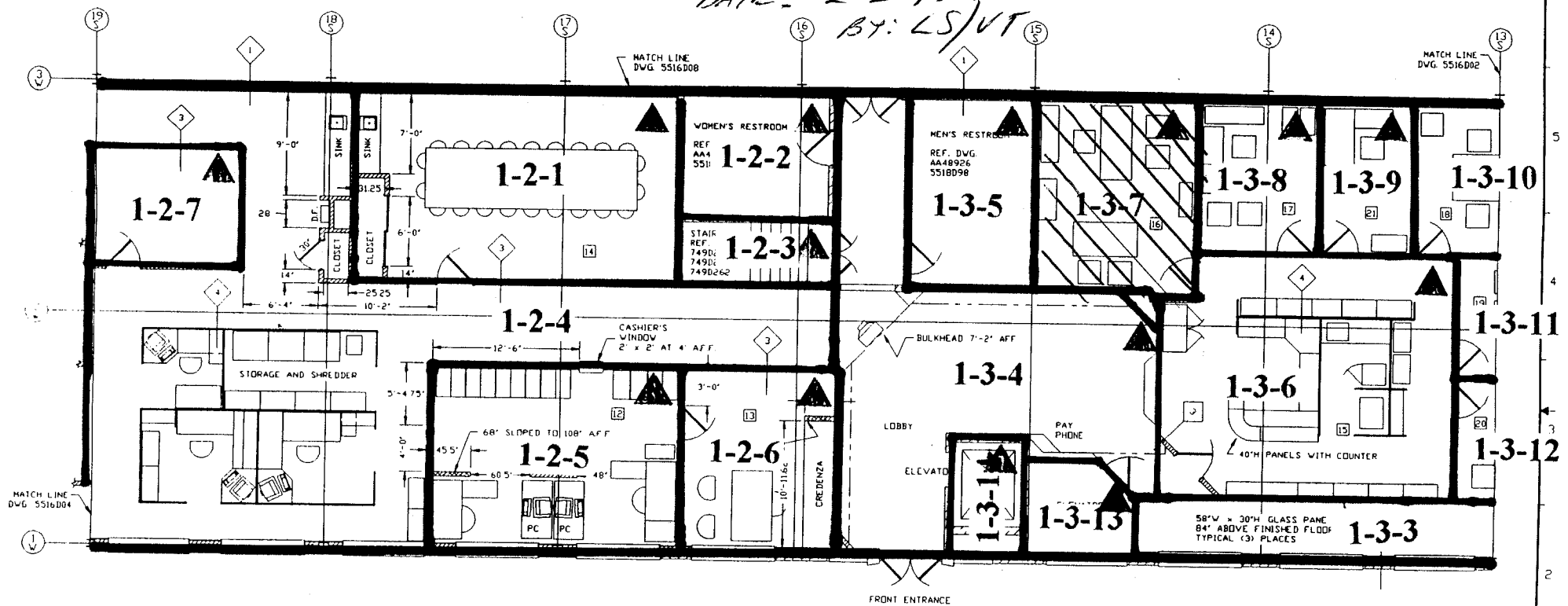
Batch ID: Blairsville 1-3-7

Carrier	Alpha Activity				Beta Activity			
	DPM	$\sigma$	flags	MDA	DPM	$\sigma$	flags	MDA
58	-0.822	1.48	<MDA	7.64	1.17	3.03	<MDA	12.71
59	-0.822	1.48	<MDA	7.64	-5.56	1.39	<MDA	12.71



5516D03

S/N: 01-164  
 UNIT: 1-3-7  
 DATE: 2-2-95  
 BY: LS/VT



- LEGEND
- ◊ 8" BLOCK, 3/4" PLASTER, AND 5/8" DRYWALL
  - ◊ 4" BRICK, 4" BLOCK, 1" PLASTER, 3-1/2" WOOD FRAME W/INSULATION
  - ◊ 3-1/2" WOOD FRAME AND 5/8" DRYWALL 115' HIGH
  - ◊ WESTINGHOUSE MODULAR WALL UNITS (ASD) 60" HIGH
  - ▨ 3-1/2" WOOD FRAME AND 5/8" DRYWALL PARTITIONS CONSTRUCTED AS NOTED

NOTE: ▲ DESIGNATES NORTHERN MOST WEST CORNER (0, 0 Reference point)

DESIGN	W. CLAWSON	8/7/74	<b>Westinghouse Electric Corporation</b> SPECIALTY METALS PLANT - BLAIRSVILLE, PA USA
CHKD			
DESIGN			
DATE			
SCALE	25' = 12"		MAIN BUILDING EQUIPMENT LAYOUT OFFICE AREA
SHEET	1 OF 1 SHEETS	DWG NO.	
REV			117

# Blairsville Point Survey Form #003

Survey Serial #:	01-165
------------------	--------

Survey Section:	1
-----------------	---

Survey Unit:	3
--------------	---

Survey Sub-unit:	8
------------------	---

Classification:	4
-----------------	---

Survey Type:	LOWER
--------------	-------

Survey Date:	2/2/95
--------------	--------

Count Date:	3/7/95
-------------	--------


Alpha Survey Instruments				
Inst. S/N	Inst. Code	Eff. %	Corr. Fac.	Bkg. CPM
1510	6	21.4	4.67	1

Beta Survey Instruments				
Inst. S/N	Inst. Code	Eff. %	Corr. Fac.	Bkg. CPM
1593	11	35.4	2.82	223

Gamma or Beta/Gamma Instruments			
Inst. S/N	Inst. Code	Bkg.	Detection Type
234	23	5	Gamma
1522	22	0.009	Beta / Gamma

Alpha Counting Instruments				
Inst. S/N	Inst. Code	Eff. %	Corr. Fac.	Bkg. CPM
13295	2	33.88	2.95	0.28

Beta Counting Instruments				
Inst. S/N	Inst. Code	Eff. %	Corr. Fac.	Bkg. CPM
13295	3	37.13	2.69	2.06

Surveyor:	V. TAYLOR/ L. SMITH
Signature:	

Surface Description	Coordinates		Gamma at 1m uR/hr	Gamma Inst. Code	Beta/Gamma Contact mR/hr	Beta/Gamma Code	Contact Gross 1 min. Count Alpha	Alpha Inst. Code	Contact Gross 1 min. Count Beta	Beta Inst. Code	Scan Contact Gross CPM		Removable DPM/100 cm2 Alpha	Alpha Count Code	Removable DPM/100 cm2 Beta	Beta Count Code	Comments
	X	Y									Max Beta	Avg Beta					
CARPET FLOOR	1	-2	5	23	0.006	22	3	6	243	11	284	180	-0.82	2	3.87	3	
CARPET FLOOR	3	-2	5	23	0.011	22	4	6	212	11	240	180	-0.82	2	1.17	3	

**LB5100-W Low Background Counting System -- Smear Analysis**

Date: 3/7/95  
 Counting Unit id: 1  
 Data file name: C:\LBXL\UNIT1\B01-165.XLD  
 Batch Ended: 3/7/95 10:34  
 Crosstalk Correction: Not Applied

Alpha activity action level (DPM): 20.00  
 Beta activity action level (DPM): 200.00  
 Certainty level for MDA and flags: 95.00%  
 High Voltage Setting: 1410

Application Revision: 3  
 Application Version: Standard

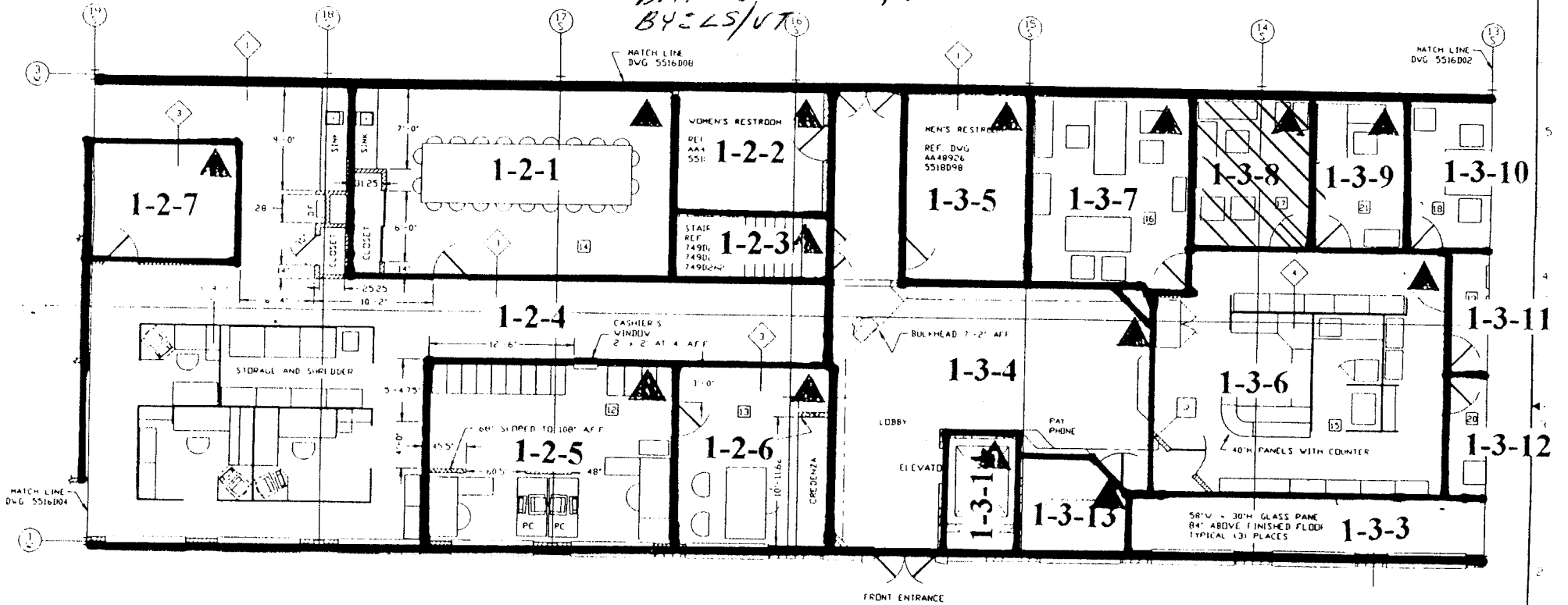
Batch ID: Blairsville 1-3-8

Alpha efficiency log file: th230ab Alpha Efficiency: 33.88% Alpha to Beta Crosstalk: 24.12% Alpha Background (CPM): 0.278571429 Alpha Correction Factor: 1.000			
Beta efficiency log file: tc99ab Beta Efficiency: 37.13% Beta into Alpha Crosstalk: 0.03% Beta Background (CPM): 2.064285714 Beta Correction Factor: 1.000			
Count	Alpha	Beta	Completion
time (min)	CPM	CPM	Date - Time
2.00	-0.279	1.44	3/7/95 10:31
2.00	-0.279	0.44	3/7/95 10:34

Carrier	Alpha Activity				Beta Activity			
	DPM	$\sigma$	flags	MDA	DPM	$\sigma$	flags	MDA
60	-0.822	1.48	<MDA	7.64	3.87	3.58	<MDA	12.71
61	-0.822	1.48	<MDA	7.64	1.17	3.03	<MDA	12.71

5516D03

UNITS 1-3-8  
SN: 01-165  
DATE: 2-2-95  
BY: LS/VT



LEGEND

- ① 8" BLOCK, 3/4" PLASTER, AND 5/8" DRYWALL
- ② 4" BRICK, 4" BLOCK, 1" PLASTER, 3-1/2" WOOD FRAME W/ INSULATION
- ③ 3-1/2" WOOD FRAME AND 5/8" DRYWALL 115" HIGH
- ④ WESTINGHOUSE MODULAR WALL UNITS (ASD) 60" HIGH
- ⑤ 3-1/2" WOOD FRAME AND 5/8" DRYWALL PARTITIONS (CONSTRUCTED AS NOTED)

FRONT ENTRANCE  
LEGEND

NOTE: ▲ DESIGNATES NORTHERN MOST WEST CORNER (0, 0 Reference point)

DRAWN BY: [ ] DATE: [ ] CHECKED BY: [ ] DATE: [ ] APPROVED BY: [ ] DATE: [ ]	<b>Westinghouse Electric Corporation</b> SPECIALTY METALS PLANT, BRIDGESVILLE, PA, U.S.A. MAIN BUILDING EQUIPMENT LAYOUT OFFICE AREA
---	--

# Blairsville Point survey Form #003

Survey Serial #:	01-166
------------------	--------

Survey Section:	1
-----------------	---

Survey Unit:	3
--------------	---

Survey Sub-unit:	9
------------------	---

Classification:	4
-----------------	---

Survey Type:	LOWER
--------------	-------

Survey Date:	2/2/95
--------------	--------

Count Date:	3/7/95
-------------	--------


Alpha Survey Instruments				
Inst. S/N	Inst. Code	Eff. %	Corr. Fac.	Bkg. CPM
1510	6	21.4	4.67	1

Beta Survey Instruments				
Inst. S/N	Inst. Code	Eff. %	Corr. Fac.	Bkg. CPM
1593	11	35.4	2.82	223

Alpha Counting Instruments				
Inst. S/N	Inst. Code	Eff. %	Corr. Fac.	Bkg. CPM
13295	2	33.88	2.95	0.28

Beta Counting Instruments				
Inst. S/N	Inst. Code	Eff. %	Corr. Fac.	Bkg. CPM
13295	3	37.13	2.69	2.06

Gamma or Beta/Gamma Instruments			
Inst. S/N	Inst. Code	Bkg.	Detection Type
234	23	5	Gamma
1522	22	0.009	Beta / Gamma

Surveyor:	V. TAYLOR/L. SMITH
Signature:	

Surface Description	Coordinates		Gamma at 1m uR/hr	Gamma Inst. Code	Beta/Gamma Contact mR/hr	Beta/Gamma Code	Contact Gross 1 min. Count Alpha	Alpha Inst. Code	Contact Gross 1 min. Count Beta	Beta Inst. Code	Scan Contact Gross CPM		Removable DPM/100 cm2 Alpha	Alpha Count Code	Removable DPM/100 cm2 Beta	Beta Count Code	Comments
	X	Y									Max Beta	Avg Beta					
CARPET FLOOR	2.5	-1	5	23	0.011	22	1	6	210	11	254	210	0.65	2	3.87	3	

**LB5100-W Low Background Counting System -- Smear Analysis**

Date: 3/7/95  
 Counting Unit id: 1  
 Data file name: C:\LBXL\UNIT1\B01-166.XLD  
 Batch Ended: 3/7/95 10:36  
 Crosstalk Correction: Not Applied

Alpha activity action level (DPM): 20.00  
 Beta activity action level (DPM): 200.00  
 Certainty level for MDA and flags: 95.00%  
 High Voltage Setting: 1410

Application Revision: 3  
 Application Version: Standard

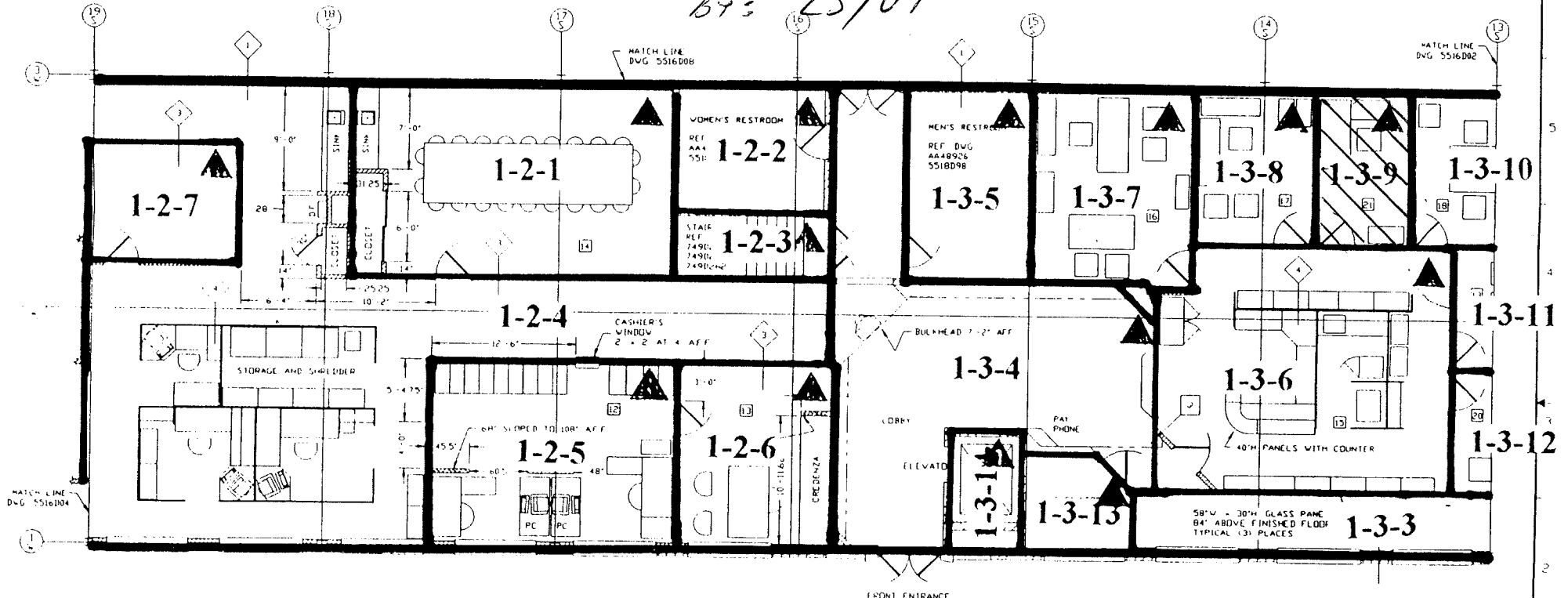
Batch ID: Blairsville 1-3-9

Alpha efficiency log file: th230ab Alpha Efficiency: 33.88% Alpha to Beta Crosstalk: 24.12% Alpha Background (CPM): 0.278571429 Alpha Correction Factor: 1.000			
Beta efficiency log file: tc99ab Beta Efficiency: 37.13% Beta into Alpha Crosstalk: 0.03% Beta Background (CPM): 2.064285714 Beta Correction Factor: 1.000			
Count	Alpha	Beta	Completion
time (min)	CPM	CPM	Date - Time
2.00	0.221	1.44	3/7/95 10:36

Carrier	Alpha Activity				Beta Activity			
	DPM	$\sigma$	flags	MDA	DPM	$\sigma$	flags	MDA
62	0.654	1.48	<MDA	7.64	3.87	3.58	<MDA	12.71

5516D03

UNIT: 1-3-9  
 SN: 01-166  
 DATE: 2-2-95  
 BY: LS/UT



- LEGEND
- ① 8" BLOCK, 3/4" PLASTER, AND 5/8" DRYWALL
  - ② 4" BRICK, 4" BLOCK, 1" PLASTER, 3-1/2" WOOD FRAME W/ INSULATION
  - ③ 3-1/2" WOOD FRAME AND 5/8" DRYWALL 115" HIGH
  - ④ WESTINGHOUSE MODULAR WALL UNITS (ASB) 60" HIGH
  - ⑤ 3-1/2" WOOD FRAME AND 5/8" DRYWALL PARTITIONS CONSTRUCTED AS NOTED

NOTE: ▲ DESIGNATES NORTHERN MOST WEST CORNER (0, 0 Reference point)

<b>Westinghouse Electric Corporation</b> SPECIALTY METALS PLANT, HAINSVILLE, PA, USA	
MAIN BUILDING EQUIPMENT LAYOUT OFFICE AREA	

## Blairsville Point Survey Form #003

Survey Serial #:	01-167
------------------	--------

Survey Section:	1
-----------------	---

Survey Unit:	3
--------------	---

Survey Sub-unit:	10
------------------	----

Classification:	4
-----------------	---

Survey Type:	LOWER
--------------	-------

Survey Date:	2/2/95
--------------	--------

Count Date:	3/8/95
-------------	--------


Alpha Survey Instruments				
Inst. S/N	Inst. Code	Eff. %	Corr. Fac.	Bkg. CPM
1510	6	21.4	4.67	1

Beta Survey Instruments				
Inst. S/N	Inst. Code	Eff. %	Corr. Fac.	Bkg. CPM
1593	11	35.4	2.82	223

Gamma or Beta/Gamma Instruments			
Inst. S/N	Inst. Code	Bkg.	Detection Type
234	23	6	Gamma
1522	22	0.009	Beta / Gamma

Alpha Counting Instruments				
Inst. S/N	Inst. Code	Eff. %	Corr. Fac.	Bkg. CPM
13295	2	33.88	2.95	0.28

Beta Counting Instruments				
Inst. S/N	Inst. Code	Eff. %	Corr. Fac.	Bkg. CPM
13295	3	37.13	2.69	2.06

Surveyor:	V. TAYLOR / L. SMITH
Signature:	

Surface Description	Coordinates		Gamma at 1m	Gamma Inst.	Beta/Gamma Contact	Beta/Gamma	Contact Gross	Alpha Inst.	Contact Gross	Beta Inst.	Scan Contact Gross CPM		Removable	Alpha Count	Removable	Beta Count	Comments
	X	Y	uR/hr	Code	mR/hr	Code	1 min. Count	Code	1 min. Count	Code	Max Beta	Avg Beta	Alpha	Code	Beta	Code	
CARPET FLOOR	1	-2	6	23	0.013	22	1	6	243	11	235	190	-0.82	2	1.17	3	
CARPET FLOOR	3	-4	6	23	0.014	22	0	6	227	11	274	190	-0.82	2	-2.87	3	



**LB5100-W Low Background Counting System -- Smear Analysis**

Date: 3/7/95  
 Counting Unit id: 1  
 Data file name: C:\LBXL\UNIT1\B01-167.XLD  
 Batch Ended: 3/7/95 10:40  
 Crosstalk Correction: Not Applied

Alpha activity action level (DPM): 20.00  
 Beta activity action level (DPM): 200.00  
 Certainty level for MDA and flags: 95.00%  
 High Voltage Setting: 1410

Application Revision: 3  
 Application Version: Standard

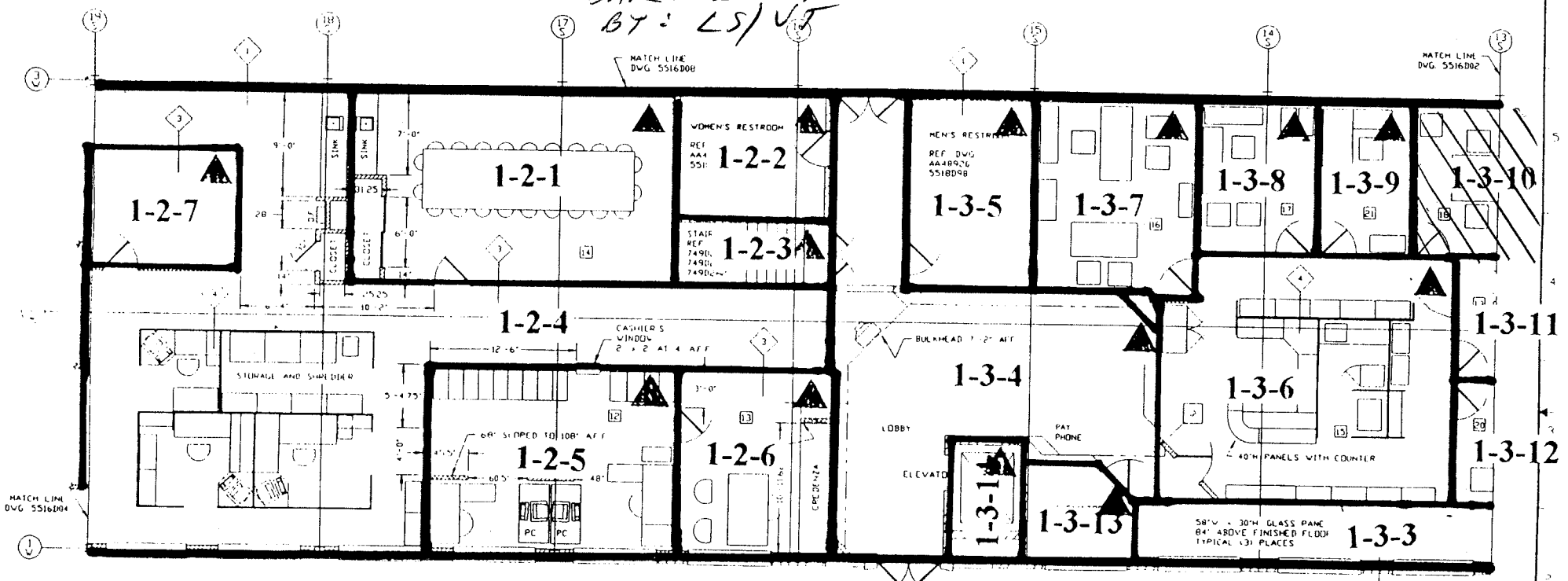
Batch ID: Blairsville 1-3-10

Carrier	Alpha Activity				Beta Activity				Count time (min)	Alpha CPM	Beta CPM	Completion Date - Time
	DPM	$\sigma$	flags	MDA	DPM	$\sigma$	flags	MDA				
63	-0.822	1.48	<MDA	7.64	1.17	3.03	<MDA	12.71	2.00	-0.279	0.44	3/7/95 10:38
64	-0.822	1.48	<MDA	7.64	-2.87	1.93	<MDA	12.71	2.00	-0.279	-1.06	3/7/95 10:40

Alpha efficiency log file: th230ab Alpha Efficiency: 33.88% Alpha to Beta Crosstalk: 24.12% Alpha Background (CPM): 0.278571429 Alpha Correction Factor: 1.000
Beta efficiency log file: tc99ab Beta Efficiency: 37.13% Beta into Alpha Crosstalk: 0.03% Beta Background (CPM): 2.064285714 Beta Correction Factor: 1.000

5516D03

UNIT: 1-3-10  
SN: 01-167  
DATE: 2-2-95  
BY: LS/VJ



- LEGEND
- ⊕ 8" BLOCK, 1/4" PLASTER AND 5/8" DRYWALL
  - ⊕ 4" BRICK, 4" BLOCK, 1" PLASTER, 3-1/2" WOOD FRAME INSULATION
  - ⊕ 3-1/2" WOOD FRAME AND 5/8" DRYWALL 115" HIGH
  - ⊕ WESTINGHOUSE MODULAR WALL UNITS (ASD) 60" HIGH
  - ⊕ 3-1/2" WOOD FRAME AND 5/8" DRYWALL PARTITIONS (CONSTRUCTED AS NOTED)

NOTE: ▲ DESIGNATES NORTHERN MOST WEST CORNER (0, 0 Reference point)

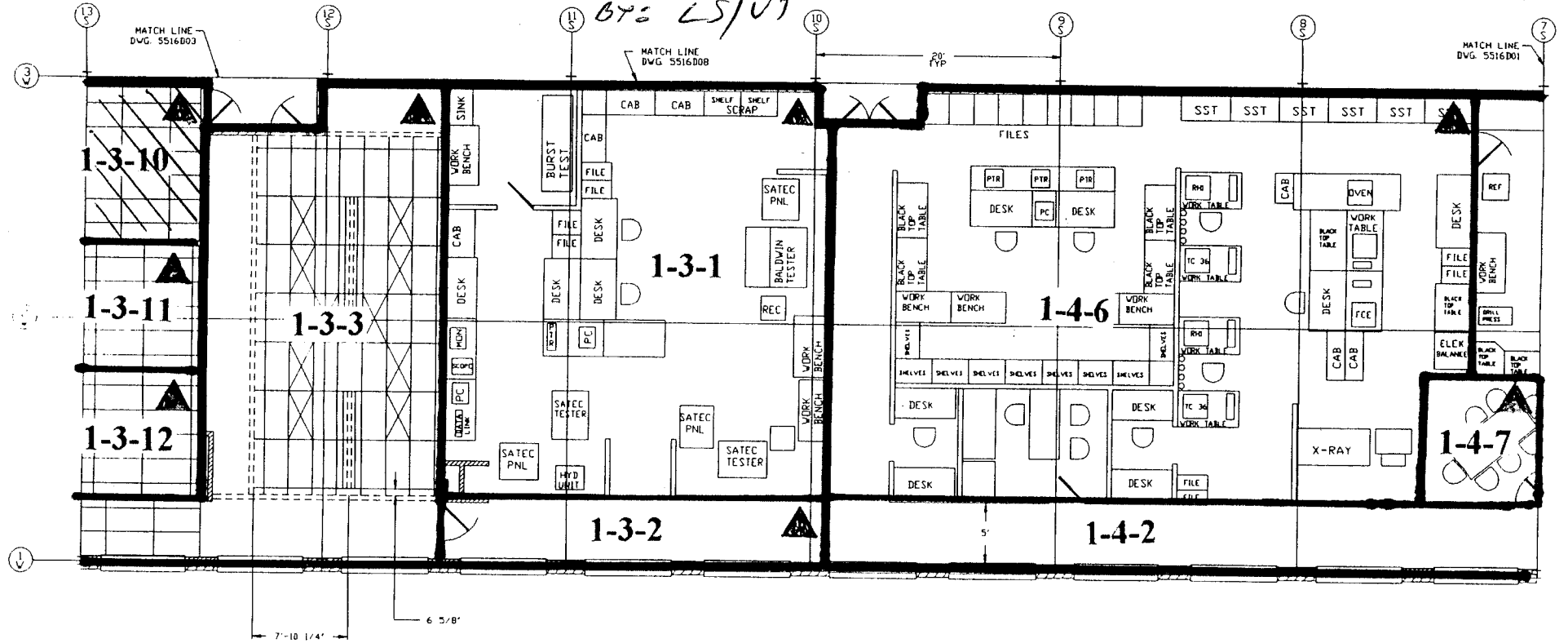
Westinghouse Electric Corporation  
SPECIALTY METALS PLANT, BEIRSVILLE, PA, USA

MAIN BUILDING  
EQUIPMENT LAYOUT  
OFFICE AREA

5516D03

5516D02

UNITS: 1-3-10  
 SN: 01-167  
 DATE: 2-2-95  
 BY: LS/UT



NOTE: ▲ DESIGNATES NORTHERN MOST WEST CORNER (0, 0 Reference point)

<p>4 5 6</p>	<p>10 11 12</p>	<p>13 14 15 16 17 18 19 20 21 22 23 24 25 26 27 28 29 30 31 32 33 34 35 36 37 38 39 40 41 42 43 44 45 46 47 48 49 50 51 52 53 54 55 56 57 58 59 60 61 62 63 64 65 66 67 68 69 70 71 72 73 74 75 76 77 78 79 80 81 82 83 84 85 86 87 88 89 90 91 92 93 94 95 96 97 98 99 100</p>	<p>101 102 103 104 105 106 107 108 109 110 111 112 113 114 115 116 117 118 119 120 121 122 123 124 125 126 127 128 129 130 131 132 133 134 135 136 137 138 139 140 141 142 143 144 145 146 147 148 149 150 151 152 153 154 155 156 157 158 159 160 161 162 163 164 165 166 167 168 169 170 171 172 173 174 175 176 177 178 179 180 181 182 183 184 185 186 187 188 189 190 191 192 193 194 195 196 197 198 199 200</p>	<p>201 202 203 204 205 206 207 208 209 210 211 212 213 214 215 216 217 218 219 220 221 222 223 224 225 226 227 228 229 230 231 232 233 234 235 236 237 238 239 240 241 242 243 244 245 246 247 248 249 250 251 252 253 254 255 256 257 258 259 260 261 262 263 264 265 266 267 268 269 270 271 272 273 274 275 276 277 278 279 280 281 282 283 284 285 286 287 288 289 290 291 292 293 294 295 296 297 298 299 300</p>	<p>301 302 303 304 305 306 307 308 309 310 311 312 313 314 315 316 317 318 319 320 321 322 323 324 325 326 327 328 329 330 331 332 333 334 335 336 337 338 339 340 341 342 343 344 345 346 347 348 349 350 351 352 353 354 355 356 357 358 359 360 361 362 363 364 365 366 367 368 369 370 371 372 373 374 375 376 377 378 379 380 381 382 383 384 385 386 387 388 389 390 391 392 393 394 395 396 397 398 399 400</p>	<p>401 402 403 404 405 406 407 408 409 410 411 412 413 414 415 416 417 418 419 420 421 422 423 424 425 426 427 428 429 430 431 432 433 434 435 436 437 438 439 440 441 442 443 444 445 446 447 448 449 450 451 452 453 454 455 456 457 458 459 460 461 462 463 464 465 466 467 468 469 470 471 472 473 474 475 476 477 478 479 480 481 482 483 484 485 486 487 488 489 490 491 492 493 494 495 496 497 498 499 500</p>
----------------------	-------------------------	---	--	--	--	--

# Blairsville Point Survey Form #003

Survey Serial #:	01-168
------------------	--------

Survey Section:	1
-----------------	---

Survey Unit:	3
--------------	---

Survey Sub-unit:	11
------------------	----

Classification:	4
-----------------	---

Survey Type:	LOWER
--------------	-------

Survey Date:	2/2/95
--------------	--------

Count Date:	3/8/95
-------------	--------


Alpha Survey Instruments				
Inst. S/N	Inst. Code	Eff. %	Corr. Fac.	Bkg. CPM
1510	6	21.4	4.67	1

Beta Survey Instruments				
Inst. S/N	Inst. Code	Eff. %	Corr. Fac.	Bkg. CPM
1593	11	35.4	2.82	223

Gamma or Beta/Gamma Instruments			
Inst. S/N	Inst. Code	Bkg.	Detection Type
234	23	6	Gamma
1522	22	0.009	Beta / Gamma

Alpha Counting Instruments				
Inst. S/N	Inst. Code	Eff. %	Corr. Fac.	Bkg. CPM
13295	2	33.88	2.95	0.28

Beta Counting Instruments				
Inst. S/N	Inst. Code	Eff. %	Corr. Fac.	Bkg. CPM
13295	3	37.13	2.69	2.06

Surveyor:	V. TAYLOR/ L. SMITH
Signature:	

Surface Description	Coordinates		Gamma at 1m uR/hr	Gamma Inst. Code	Beta/Gamma Contact mR/hr	Beta/Gamma Code	Contact Gross 1 min. Count Alpha	Alpha Inst. Code	Contact Gross 1 min. Count Beta	Beta Inst. Code	Scan Contact Gross CPM		Removable DPM/100 cm2 Alpha	Alpha Count Code	Removable DPM/100 cm2 Beta	Beta Count Code	Comments
	X	Y									Max Beta	Avg Beta					
CARPET FLOOR	1	-1	6	23	0.007	22	3	6	200	11	292	180	-0.82	2	3.87	3	
CARPET FLOOR	2.2	-3	6	23	0.012	22	2	6	201	11	338	220	-0.82	2	-2.87	3	

**LB5100-W Low Background Counting System – Smear Analysis**

Date: 3/7/95  
 Counting Unit id: 1  
 Data file name: C:\LBXL\UNIT1\B01-168.XLD  
 Batch Ended: 3/7/95 10:45  
 Crosstalk Correction: Not Applied

Alpha activity action level (DPM): 20.00  
 Beta activity action level (DPM): 200.00  
 Certainty level for MDA and flags: 95.00%  
 High Voltage Setting: 1410

Application Revision: 3  
 Application Version: Standard

Batch ID: Blairsville 1-3-11

Carrier	Alpha Activity				Beta Activity			
	DPM	$\sigma$	flags	MDA	DPM	$\sigma$	flags	MDA
65	-0.822	1.48	<MDA	7.64	3.87	3.58	<MDA	12.71
66	-0.822	1.48	<MDA	7.64	-2.87	1.93	<MDA	12.71

Alpha efficiency log file: th230ab Alpha Efficiency: 33.88% Alpha to Beta Crosstalk: 24.12% Alpha Background (CPM): 0.278571429 Alpha Correction Factor: 1.000			
Beta efficiency log file: tc99ab Beta Efficiency: 37.13% Beta into Alpha Crosstalk: 0.03% Beta Background (CPM): 2.064285714 Beta Correction Factor: 1.000			
Count time (min)	Alpha CPM	Beta CPM	Completion Date - Time
2.00	-0.279	1.44	3/7/95 10:42
2.00	-0.279	-1.06	3/7/95 10:45

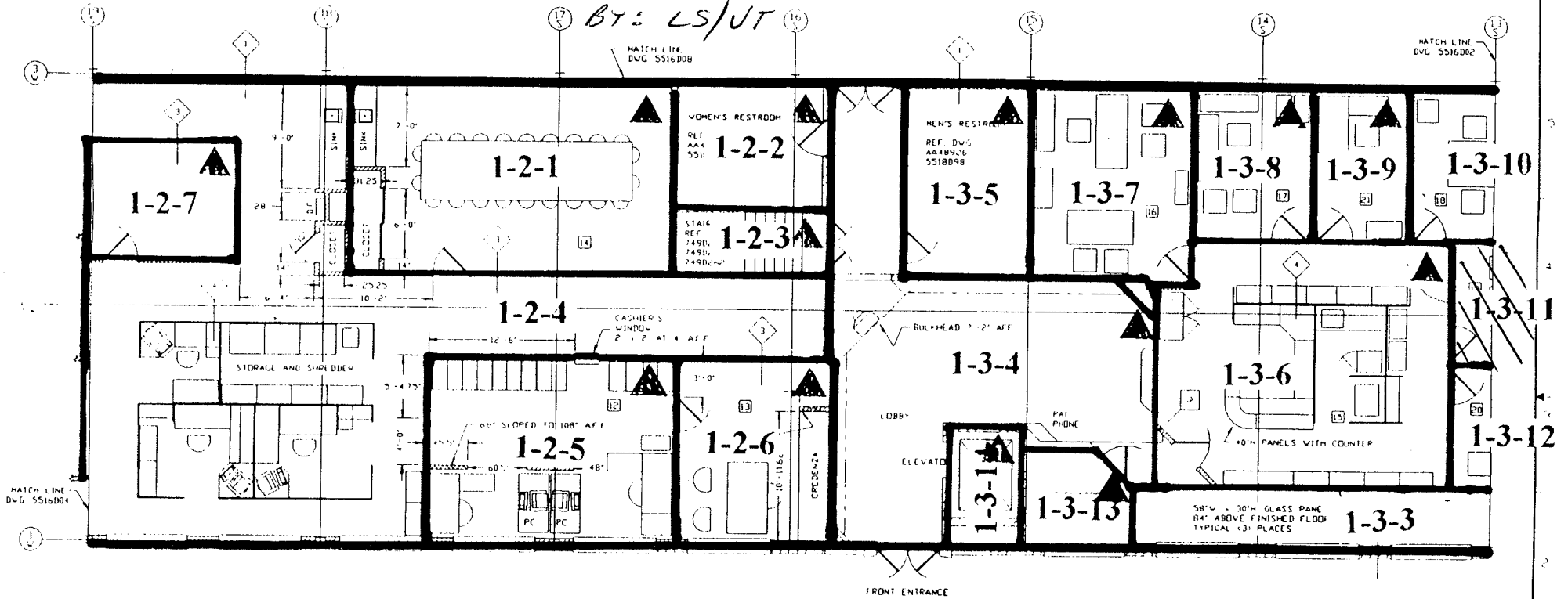
5516D02

UNIT: ~~01-168~~ 1-3-11

SM: 01-168

DATE: 2-2-95

BT: LS/UT



LEGEND

- ① 8" BLOCK, 3/4" PLASTER, AND 5/8" DRYWALL
- ② 4" BRICK, 4" BLOCK, 1" PLASTER, 3-1/2" WOOD FRAME INSULATION
- ③ 3-1/2" WOOD FRAME AND 5/8" DRYWALL 115' HIGH
- ④ WESTINGHOUSE MODULAR WALL UNITS (ASD) 60" HIGH
- ⑤ 3-1/2" WOOD FRAME AND 5/8" DRYWALL PARTITIONS (CONSTRUCTED AS NOTED)

LEGEND

NOTE: ▲ DESIGNATES NORTHERN MOST WEST CORNER (0, 0 Reference point)

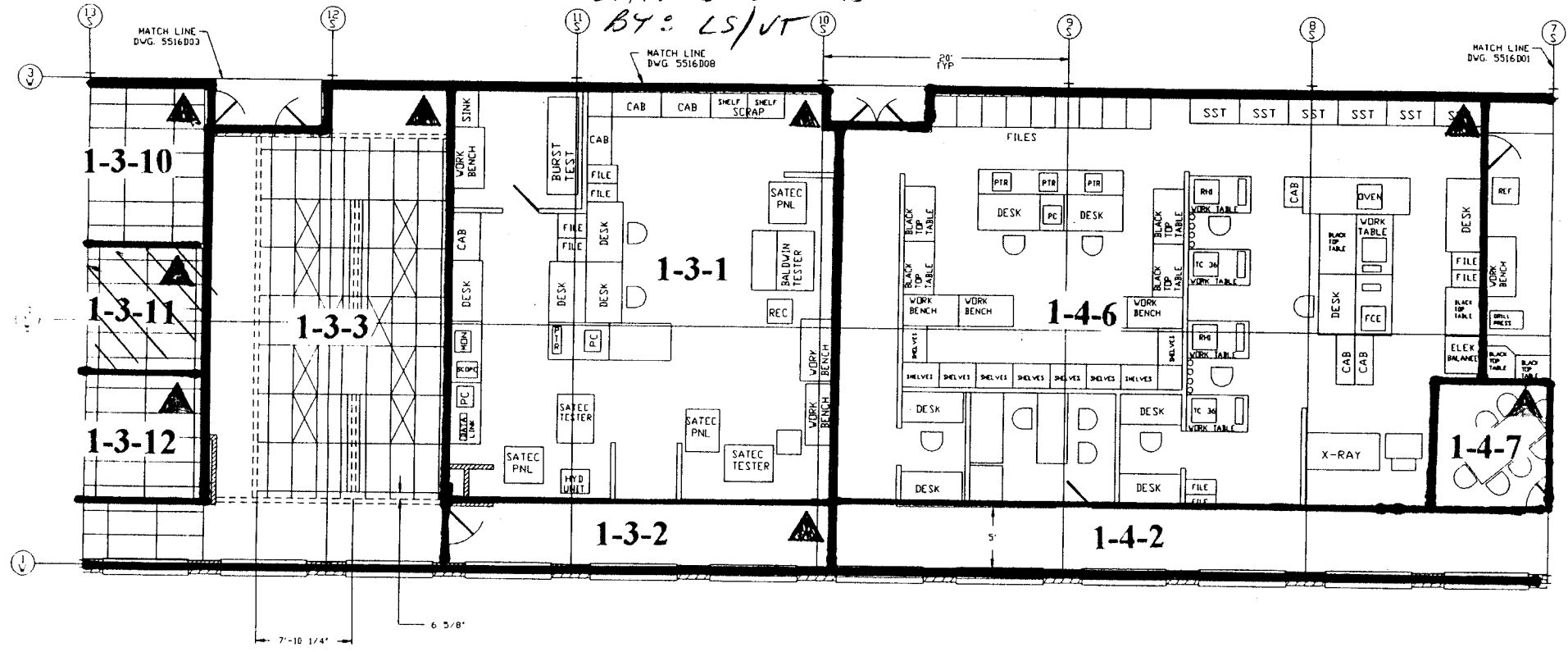
Westinghouse Electric Corporation  
SPECIALTY METALS PLANT, BAINSVILLE, PA, U.S.A.

MAIN BUILDING  
EQUIPMENT LAYOUT  
OFFICE AREA

5516D02

5516D02

UNITS 1-3-11  
SN 01168  
DATE 2-1-95  
BY: LS/VT



NOTE: ▲ DESIGNATES NORTHERN MOST WEST CORNER (0, 0 Reference point)

4 5 6 7 8 9 10 11 12 13 14 15 16 17 18 19 20 21 22 23 24 25 26 27 28 29 30 31 32 33 34 35 36 37 38 39 40 41 42 43 44 45 46 47 48 49 50 51 52 53 54 55 56 57 58 59 60 61 62 63 64 65 66 67 68 69 70 71 72 73 74 75 76 77 78 79 80 81 82 83 84 85 86 87 88 89 90 91 92 93 94 95 96 97 98 99 100	TOLERANCES & FINISHES: UNLESS OTHERWISE SPECIFIED: DIMENSIONS: FRACTIONS: 1/16" TO 1/4" DECIMALS: 0.0005" TO 0.001" ANGLES: 30°, 45°, 60°, 90°, 120°, 135°, 150°, 180° SURFACES: UNLESS OTHERWISE SPECIFIED, ALL SURFACES SHALL BE FINISHED TO THE FOLLOWING STANDARDS: FINISHES: UNLESS OTHERWISE SPECIFIED, ALL FINISHES SHALL BE TO THE FOLLOWING STANDARDS: MATERIALS: UNLESS OTHERWISE SPECIFIED, ALL MATERIALS SHALL BE TO THE FOLLOWING STANDARDS: MANUFACTURERS: UNLESS OTHERWISE SPECIFIED, ALL MANUFACTURERS SHALL BE TO THE FOLLOWING STANDARDS:	WESTINGHOUSE PROPRIETARY DATA THIS EQUIPMENT CONTAINS PROPRIETARY INFORMATION OF THE WESTINGHOUSE ELECTRIC CORPORATION NUCLEAR FUEL OPERATIONS DIVISIONS. IT IS TRANSMITTED TO YOU IN CONFIDENCE AND TRUST AND IS TO BE RETURNED TO THE PURCHASER OR DESTROYED BY YOU OR OTHERS WITHOUT THE PRIOR WRITTEN PERMISSION OF THE WESTINGHOUSE NUCLEAR FUEL OPERATIONS DIVISIONS.	DESIGNED BY: CLAWSON DATE: 1/10/74 DRAWN BY: CHECKED BY: IN CHARGE: APPROVED BY:	TITLE: MAIN BUILDING EQUIPMENT LAYOUT P.C. LABS. SCALE: 25' = 12" SHEET 1 OF 1 SHEETS DWG. NO. 5516D02	Westinghouse Electric Corporation SPECIALTY METALS PLANT, BLAIRSVILLE, PA, USA 5

## Blairsville Point Survey Form #003

Survey Serial #:	01-169
Survey Section:	1
Survey Unit:	3
Survey Sub-unit:	12

Alpha Survey Instruments				
Inst. S/N	Inst. Code	Eff. %	Corr. Fac.	Bkg. CPM
1510	6	21.4	4.67	1


Beta Survey Instruments				
Inst. S/N	Inst. Code	Eff. %	Corr. Fac.	Bkg. CPM
1593	11	35.4	2.82	223

Gamma or Beta/Gamma Instruments			
Inst. S/N	Inst. Code	Bkg.	Detection Type
234	23	6	Gamma
1522	22	0.009	Beta / Gamma

Classification:	4
Survey Type:	LOWER
Survey Date:	2/2/95
Count Date:	3/8/95

Alpha Counting Instruments				
Inst. S/N	Inst. Code	Eff. %	Corr. Fac.	Bkg. CPM
13295	2	33.88	2.95	0.28

Beta Counting Instruments				
Inst. S/N	Inst. Code	Eff. %	Corr. Fac.	Bkg. CPM
13295	3	37.13	2.69	2.06

Surveyor:	V. TAYLOR / L. SMITH
Signature:	

Surface Description	Coordinates		Gamma at 1m	Gamma Inst.	Beta/Gamma Contact	Beta/Gamma Code	Contact Gross 1 min. Count	Alpha Inst. Code	Contact Gross 1 min. Count	Beta Inst. Code	Scan Contact Gross CPM		Removable DPM/100 cm2	Alpha Count	Removable DPM/100 cm2	Beta Count	Comments
	X	Y	uR/hr	Code	mR/hr	Code	Alpha	Beta	Code	Code	Max Beta	Avg Beta	Alpha	Code	Beta	Code	
FLOOR	2	-2	6	23	0.008	22	1	6	215	11	352	220	-0.82	2	-2.87	3	CARPET
FLOOR	1	-3.5	6	23	0.019	22	2	6	224	11	276	190	2.13	2	-0.17	3	CARPET



**LB5100-W Low Background Counting System -- Smear Analysis**

Date: 3/8/95  
 Counting Unit id: 1  
 Data file name: C:\LBXL\UNIT1\B01-169.XLD  
 Batch Ended: 3/8/95 7:40  
 Crosstalk Correction: Not Applied

Alpha activity action level (DPM): 20.00  
 Beta activity action level (DPM): 200.00  
 Certainty level for MDA and flags: 95.00%  
 High Voltage Setting: 1410

Application Revision: 3  
 Application Version: Standard

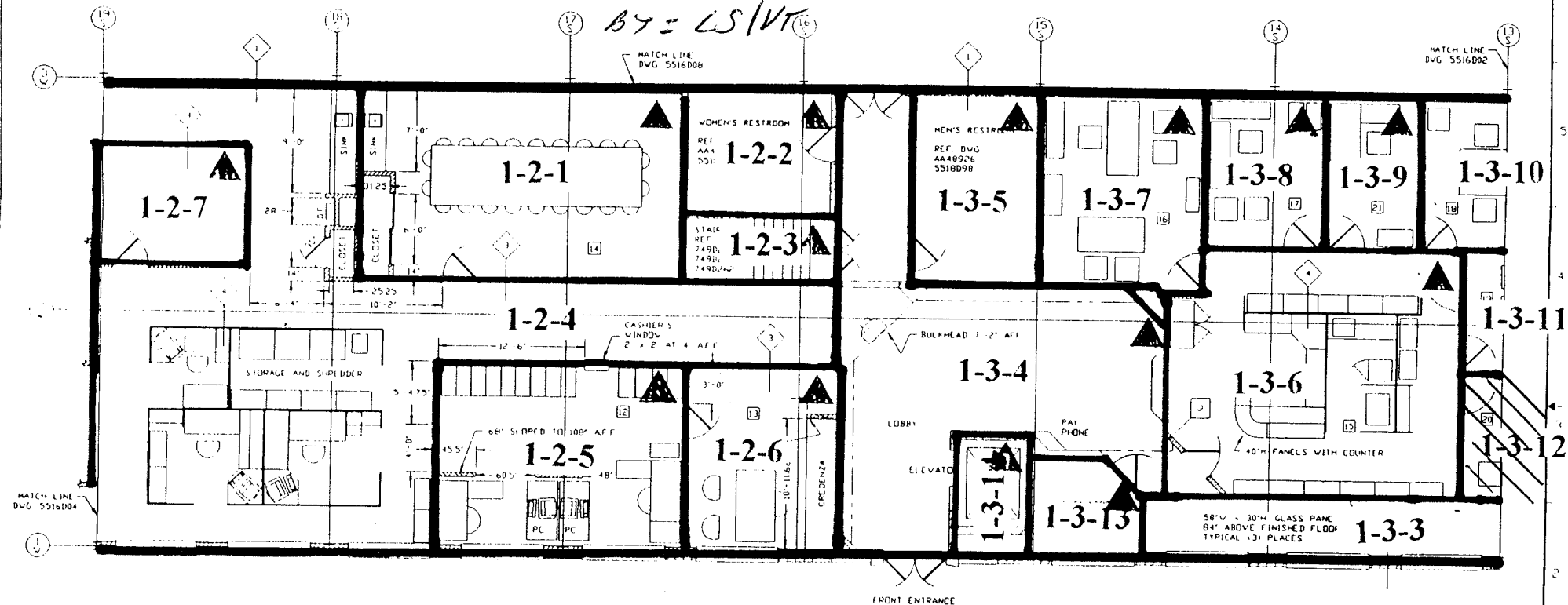
Batch ID: Blairsville 1-3-12

Carrier	Alpha Activity				Beta Activity				Count time (min)	Alpha CPM	Beta CPM	Completion Date - Time
	DPM	$\sigma$	flags	MDA	DPM	$\sigma$	flags	MDA				
1	-0.822	1.48	<MDA	7.64	-2.87	1.93	<MDA	12.71	2.00	-0.279	-1.06	3/8/95 7:38
2	2.129	2.09	<AL	7.64	-0.17	2.71	<MDA	12.71	2.00	0.721	-0.06	3/8/95 7:40

Alpha efficiency log file: th230ab Alpha Efficiency: 33.88% Alpha to Beta Crosstalk: 24.12% Alpha Background (CPM): 0.278571429 Alpha Correction Factor: 1.000
Beta efficiency log file: tc99ab Beta Efficiency: 37.13% Beta into Alpha Crosstalk: 0.03% Beta Background (CPM): 2.064285714 Beta Correction Factor: 1.000

5516D03

UNIT = 1-3-12  
SN : 01-169  
DATE: 2-2-95  
BY = LS/VT



LEGEND

- ① 8" BLOCK, 3/4" PLASTER AND 5/8" DRYWALL
- ② 4" BRICK, 4" BLOCK, 1" PLASTER, 3-1/2" WOOD FRAME INSULATION
- ③ 3-1/2" WOOD FRAME AND 5/8" DRYWALL 115" HIGH
- ④ WESTINGHOUSE MODULAR WALL UNITS (ASD) 60" HIGH
- ⑤ \* 3-1/2" WOOD FRAME AND 5/8" DRYWALL PARTITIONS (CONSTRUCTED AS NOTED)

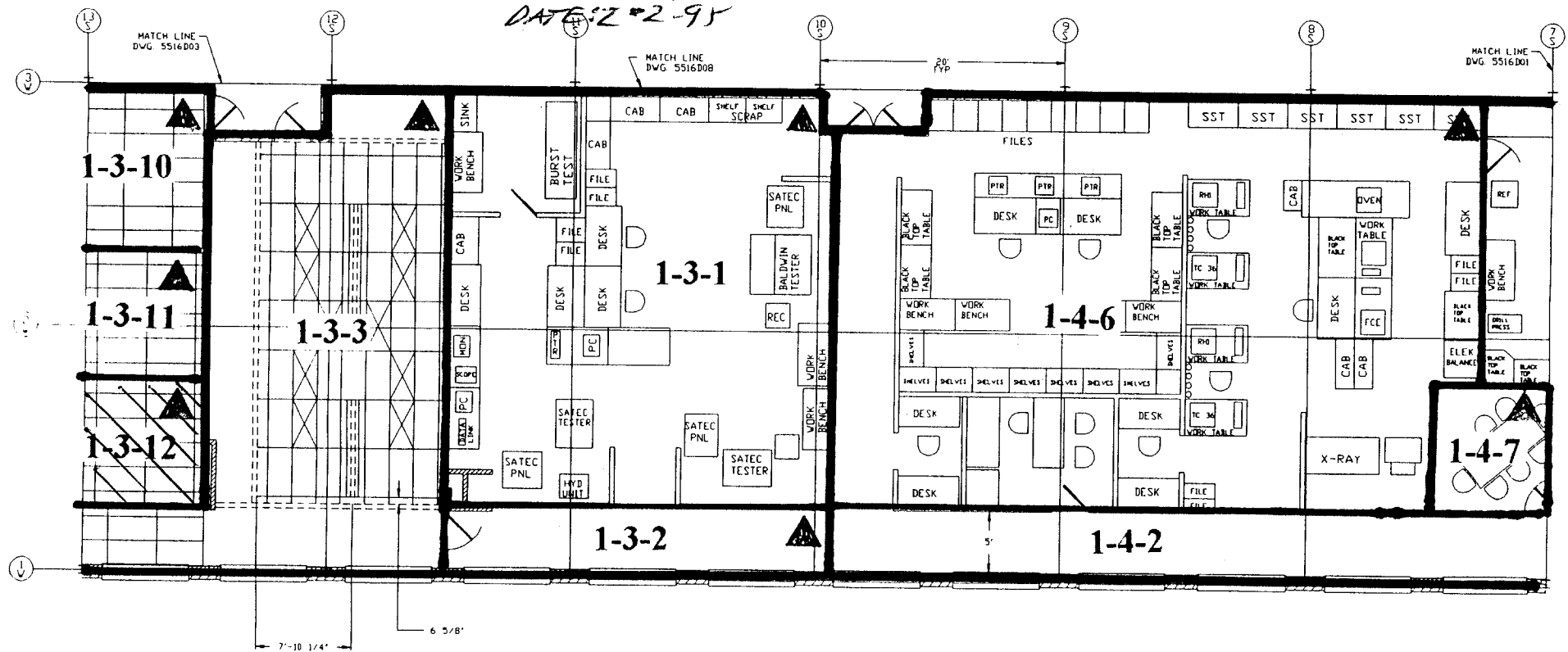
LEGEND

NOTE: ▲ DESIGNATES NORTHERN MOST WEST CORNER (0, 0 Reference point)

Westinghouse Electric Corporation SPECIALTY METALS PLANT - BAINSVILLE, PA, U.S.A.	
PROJECT	MAIN BUILDING EQUIPMENT LAYOUT
DATE	01/11/95
BY	LS/VT
CHECKED	
APPROVED	

5516D02

UNIT 2 1-3-12  
 SN 01-169  
 BY: LS/VT  
 DATE: 2-95



NOTE: ▲ DESIGNATES NORTHERN MOST WEST CORNER (0, 0 Reference point)

1	2	3	4	5	6

TOLERANCES & FINISHES NOTES  
 UNLESS OTHERWISE SPECIFIED  
 DIMENSIONS ARE TO FACE UNLESS NOTED OTHERWISE  
 FINISHES ARE TO BE AS SHOWN  
 ALL DIMENSIONS ARE TO FACE UNLESS NOTED OTHERWISE  
 FINISHES ARE TO BE AS SHOWN  
 UNLESS OTHERWISE SPECIFIED

WESTINGHOUSE PROPRIETARY DATA  
 THIS DOCUMENT CONTAINS PROPRIETARY INFORMATION OF THE WESTINGHOUSE ELECTRIC CORPORATION, NUCLEAR FUEL OPERATIONS DIVISIONS. IT IS TRANSMITTED TO YOU IN CONFIDENCE AND THIS INFO IS TO BE RETURNED UPON REQUEST. ITS CONTENT MAY NOT BE DISCLOSED IN WHOLE OR IN PART TO OTHERS OR USED FOR OTHER THAN THE PURPOSE FOR WHICH TRANSMITTED WITHOUT THE PRIOR WRITTEN PERMISSION OF THE WESTINGHOUSE NUCLEAR FUEL OPERATIONS DIVISIONS.

DESIGN BY: V. CLAWSON  
 DATE: 1/10/74  
 DRAWN BY: [blank]  
 CHECKED BY: [blank]  
 APPROVED BY: [blank]

**Westinghouse Electric Corporation**  
 SPECIALTY METALS PLANT BLAIRSVILLE, PA USA

TITLE: MAIN BUILDING EQUIPMENT LAYOUT OF LABS

SCALE: 25' = 1" SH15

DWG. NO. 5516D02

SHEET 1 OF 1

## Blairsville Point Survey Form #003

Survey Serial #:	01-170
Survey Section:	1
Survey Unit:	46
Survey Sub-unit:	4

Alpha Survey Instruments				
Inst. S/N	Inst. Code	Eff. %	Corr. Fac.	Bkg. CPM
1510	6	21.4	4.67	3


Beta Survey Instruments				
Inst. S/N	Inst. Code	Eff. %	Corr. Fac.	Bkg. CPM
1593	11	35.4	2.82	216

Gamma or Beta/Gamma Instruments			
Inst. S/N	Inst. Code	Bkg.	Detection Type
234	23	5	Gamma
1522	22	0.013	Beta / Gamma

Classification:	4
Survey Type:	LOWER
Survey Date:	2/2/95
Count Date:	3/8/95

Alpha Counting Instruments				
Inst. S/N	Inst. Code	Eff. %	Corr. Fac.	Bkg. CPM
13295	2	33.88	2.95	0.28

Beta Counting Instruments				
Inst. S/N	Inst. Code	Eff. %	Corr. Fac.	Bkg. CPM
13295	3	37.13	2.69	2.06

Surveyor:	V. TAYLOR/L. SMITH
Signature:	

Surface Description	Coordinates		Gamma at 1m	Gamma Inst.	Beta/Gamma Contact	Beta/Gamma Code	Contact Gross 1 min. Count	Alpha Inst. Code	Contact Gross 1 min. Count	Beta Inst. Code	Scan Contact Gross CPM		Removable DPM/100 cm2	Alpha Count Code	Removable DPM/100 cm2	Beta Count Code	Comments
	X	Y	uR/hr	Code	mR/hr	Code	Alpha	Beta	Code	Code	Max Beta	Avg Beta	Alpha	Code	Beta	Code	
FLOOR	2	-1	5	23	0.013	22	3	6	194	11	279	190	2.13	2	-0.17	3	TILE
FLOOR	3	-3	5	23	0.013	22	3	6	234	11	301	230	0.65	2	-1.52	3	TILE

**LB5100-W Low Background Counting System -- Smear Analysis**

Date: 3/8/95  
 Counting Unit id: 1  
 Data file name: C:\LBXL\UNIT1\B01-170.XLD  
 Batch Ended: 3/8/95 7:45  
 Crosstalk Correction: Not Applied

Alpha activity action level (DPM): 20.00  
 Beta activity action level (DPM): 200.00  
 Certainty level for MDA and flags: 95.00%  
 High Voltage Setting: 1410

Application Revision: 3  
 Application Version: Standard

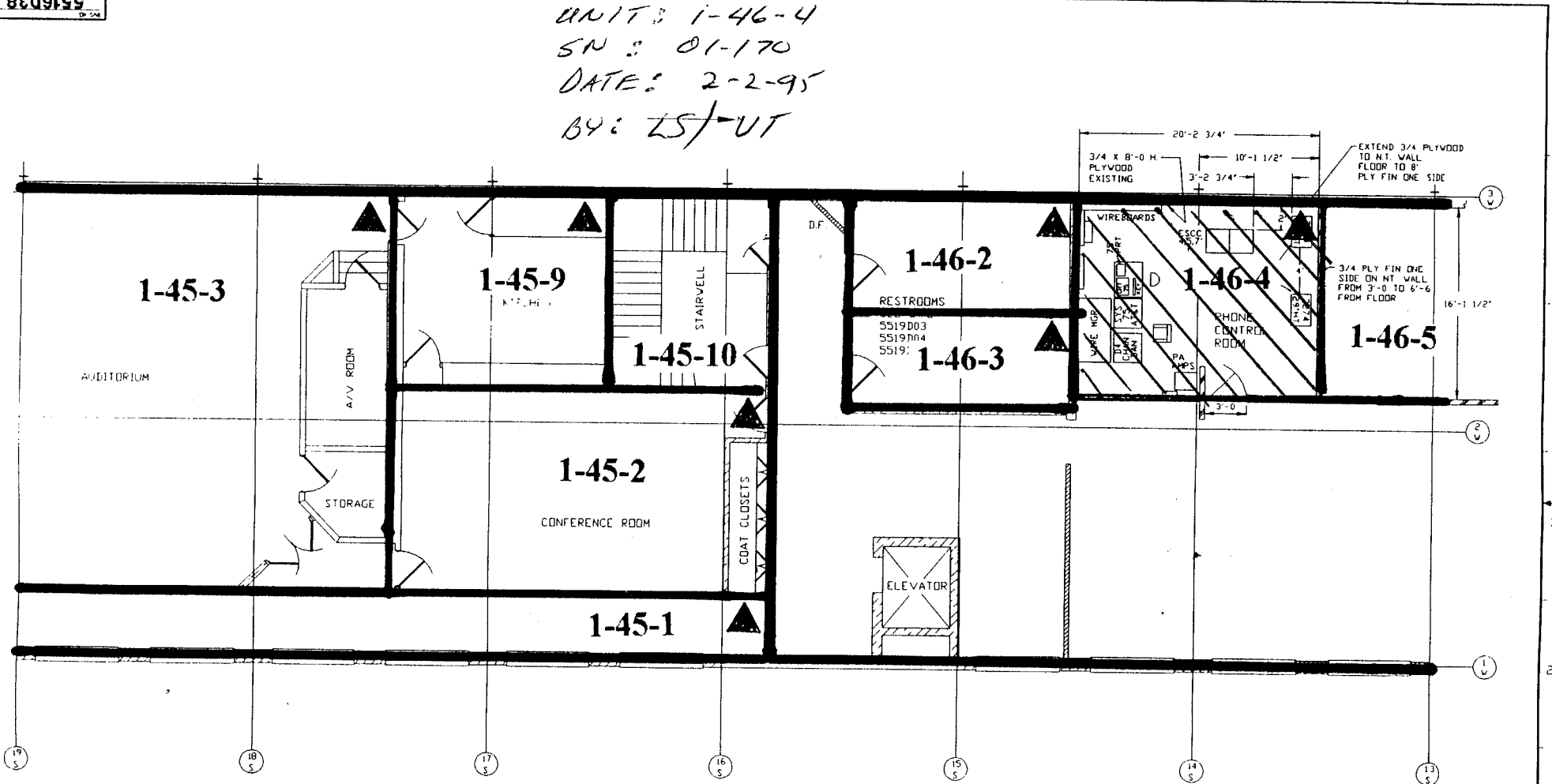
Batch ID: Blairsville 1-46-4

Carrier	Alpha Activity				Beta Activity				Count time (min)	Alpha CPM	Beta CPM	Completion Date - Time
	DPM	$\sigma$	flags	MDA	DPM	$\sigma$	flags	MDA				
3	2.129	2.09	<AL	7.64	-0.17	2.71	<MDA	12.71	2.00	0.721	-0.06	3/8/95 7:42
4	0.654	1.48	<MDA	7.64	-1.52	2.36	<MDA	12.71	2.00	0.221	-0.56	3/8/95 7:45

Alpha efficiency log file: th230ab Alpha Efficiency: 33.88% Alpha to Beta Crosstalk: 24.12% Alpha Background (CPM): 0.278571429 Alpha Correction Factor: 1.000
Beta efficiency log file: tc99ab Beta Efficiency: 37.13% Beta into Alpha Crosstalk: 0.03% Beta Background (CPM): 2.064285714 Beta Correction Factor: 1.000

5516D38

UNITS: 1-46-4  
SN: 01-170  
DATE: 2-2-95  
BY: LS/UT



NOTE: ▲ DESIGNATES NORTHERN MOST WEST CORNER (0, 0 Reference point)

WESTINGHOUSE PROPRIETARY DATA THIS DOCUMENT CONTAINS PROPRIETARY INFORMATION OF THE WESTINGHOUSE ELECTRIC CORPORATION NUCLEAR FUEL OPERATIONS DIVISIONS. IT IS TRANSMITTED TO YOU IN CONFIDENCE AND MUST NOT BE DISCLOSED OR REPRODUCED IN ANY MANNER OR USED FOR OTHER THAN THE PURPOSE FOR WHICH TRANSMITTED WITHOUT THE PRIOR WRITTEN PERMISSION OF THE WESTINGHOUSE NUCLEAR FUEL OPERATIONS DIVISIONS.	DES. OF: ANDERSON DATE: 06/21/93	<b>Westinghouse Electric Corporation</b> SPECIALTY METALS PLANT BLAIRSVILLE PA USA
	FILE: MAIN BLDG. EQUIPMENT LAYOUT SECOND FLOOR LOBBY	SCALE: 25 = 10' SHEET 1 OF 1

## Blairsville Point Survey Form #003

Survey Serial #:	01-171
Survey Section:	1
Survey Unit:	46
Survey Sub-unit:	6

Alpha Survey Instruments				
Inst. S/N	Inst. Code	Eff. %	Corr. Fac.	Bkg. CPM
1510	6	21.4	4.67	3


Beta Survey Instruments				
Inst. S/N	Inst. Code	Eff. %	Corr. Fac.	Bkg. CPM
1593	11	35.4	2.82	216

Gamma or Beta/Gamma Instruments			
Inst. S/N	Inst. Code	Bkg.	Detection Type
234	23	5	Gamma
1522	22	0.013	Beta / Gamma

Classification:	4
Survey Type:	LOWER
Survey Date:	2/2/95
Count Date:	3/8/95

Alpha Counting Instruments				
Inst. S/N	Inst. Code	Eff. %	Corr. Fac.	Bkg. CPM
13295	2	33.88	2.95	0.28

Beta Counting Instruments				
Inst. S/N	Inst. Code	Eff. %	Corr. Fac.	Bkg. CPM
13295	3	37.13	2.69	2.06

Surveyor:	V. TAYLOR/ L. SMITH
Signature:	

Surface Description	Coordinates		Gamma at 1m	Gamma Inst.	Beta/Gamma Contact	Beta/Gamma Code	Contact Gross 1 min. Count	Alpha Inst. Code	Contact Gross 1 min. Count	Beta Inst. Code	Scan Contact Gross CPM		Removable DPM/100 cm2	Alpha Count	Removable DPM/100 cm2	Beta Count	Comments
	X	Y	uR/hr	Code	mR/hr	Code	Alpha	Beta	Code	Max Beta	Avg Beta	Alpha	Code	Beta	Code		
	FLOOR	2	-2	6	23	0.012	22	0	6	190	11	230	210	0.65	2	2.52	
FLOOR	4	-3	5	23	0.013	22	1	6	198	11	236	180	0.65	2	1.17	3	CARPET

**LB5100-W Low Background Counting System – Smear Analysis**

Date: 3/8/95  
 Counting Unit id: 1  
 Data file name: C:\LBXL\UNIT1\B01-171.XLD  
 Batch Ended: 3/8/95 7:49  
 Crosstalk Correction: Not Applied

Alpha activity action level (DPM): 20.00  
 Beta activity action level (DPM): 200.00  
 Certainty level for MDA and flags: 95.00%  
 High Voltage Setting: 1410

Application Revision: 3  
 Application Version: Standard

Batch ID: Blairsville 1-46-6

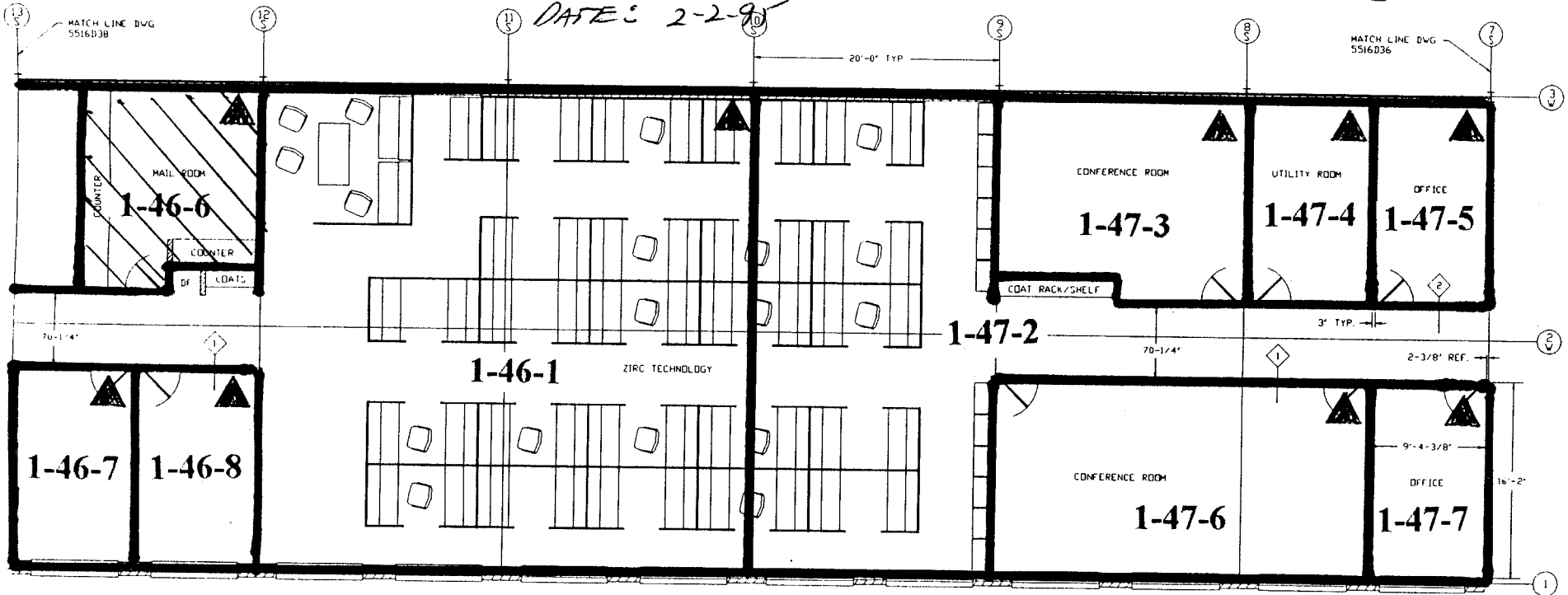
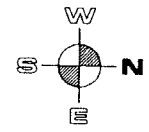
Carrier	Alpha Activity				Beta Activity				Count time (min)	Alpha CPM	Beta CPM	Completion Date - Time
	DPM	$\sigma$	flags	MDA	DPM	$\sigma$	flags	MDA				
5	0.654	1.48	<MDA	7.64	2.52	3.32	<MDA	12.71	2.00	0.221	0.94	3/8/95 7:47
6	0.654	1.48	<MDA	7.64	1.17	3.03	<MDA	12.71	2.00	0.221	0.44	3/8/95 7:49

Alpha efficiency log file: th230ab Alpha Efficiency: 33.88% Alpha to Beta Crosstalk: 24.12% Alpha Background (CPM): 0.278571429 Alpha Correction Factor: 1.000
Beta efficiency log file: tc99ab Beta Efficiency: 37.13% Beta into Alpha Crosstalk: 0.03% Beta Background (CPM): 2.064285714 Beta Correction Factor: 1.000



5516D37

UNITS 1-46-6  
SN: 01-171  
BY: LS/UT  
DATE: 2-2-95



NOTE: ▲ DESIGNATES NORTHERN MOST WEST CORNER (0, 0 Reference point)

WESTINGHOUSE PROPRIETARY DATA

THIS DOCUMENT CONTAINS PROPRIETARY INFORMATION OF THE WESTINGHOUSE ELECTRIC CORPORATION WHICH IS UNCLASSIFIED EXCEPT WHERE SHOWN OTHERWISE BY THIS DOCUMENT TO THE PUBLIC AND SHALL BE CONTAINED IN UNCLASSIFIED FORM UNLESS INDICATED OTHERWISE BY THE AUTHORITY FOR UNCLASSIFIED INFORMATION. THE PROPRIETARY INFORMATION OF THE WESTINGHOUSE ELECTRIC CORPORATION IS UNCLASSIFIED EXCEPT WHERE SHOWN OTHERWISE BY THIS DOCUMENT TO THE PUBLIC AND SHALL BE CONTAINED IN UNCLASSIFIED FORM UNLESS INDICATED OTHERWISE BY THE AUTHORITY FOR UNCLASSIFIED INFORMATION.

DESIGN: \_\_\_\_\_  
DATE: \_\_\_\_\_  
BY: \_\_\_\_\_  
CHECKED: \_\_\_\_\_  
SCALE: 25-12  
SHEET: 1 OF 1 SHEETS

**Westinghouse Electric Corporation**  
SPECIALTY METALS PLANT BLAINSVILLE, PA USA

OFFICE: LAFAYETTE  
SECOND FLOOR  
MAIN BUILDING

SCALE: 25-12  
SHEET: 1 OF 1 SHEETS  
DWG. NO.: 5516D37

## Blairsville Point Survey Form #003

Survey Serial #:	01-172
Survey Section:	1
Survey Unit:	46
Survey Sub-unit:	7

Alpha Survey Instruments				
Inst. S/N	Inst. Code	Eff. %	Corr. Fac.	Bkg. CPM
1510	6	21.4	4.67	3


Beta Survey Instruments				
Inst. S/N	Inst. Code	Eff. %	Corr. Fac.	Bkg. CPM
1593	11	35.4	2.82	216

Gamma or Beta/Gamma Instruments			
Inst. S/N	Inst. Code	Bkg.	Detection Type
234	23	5	Gamma
234	23	5	Gamma
1522	22	0.013	Beta / Gamma

Classification:	4
Survey Type:	LOWER

Alpha Counting Instruments				
Inst. S/N	Inst. Code	Eff. %	Corr. Fac.	Bkg. CPM
13295	2	33.88	2.95	0.28

Beta Counting Instruments				
Inst. S/N	Inst. Code	Eff. %	Corr. Fac.	Bkg. CPM
13295	3	37.13	2.69	2.06

Surveyor:	V. TAYLOR / L. SMITH
Signature:	

Surface Description	Coordinates		Gamma at 1m uR/hr	Gamma Inst. Code	Beta/Gamma Contact mR/hr	Beta/Gamma Code	Contact Gross 1 min. Count Alpha	Alpha Inst. Code	Contact Gross 1 min. Count Beta	Beta Inst. Code	Scan Contact Gross CPM		Removable DPM/100 cm2 Alpha	Alpha Count Code	Removable DPM/100 cm2 Beta	Beta Count Code	Comments
	X	Y									Max Beta	Avg Beta					
	FLOOR	1									-2	4					
FLOOR	3	-2	5	23	0.013	22	2	6	194	11	265	200	-0.82	2	-1.52	3	CARPET

**LB5100-W Low Background Counting System -- Smear Analysis**

Date: 3/8/95  
 Counting Unit id: 1  
 Data file name: C:\LBXL\UNIT1\B01-172.XLD  
 Batch Ended: 3/8/95 7:54  
 Crosstalk Correction: Not Applied

Alpha activity action level (DPM): 20.00  
 Beta activity action level (DPM): 200.00  
 Certainty level for MDA and flags: 95.00%  
 High Voltage Setting: 1410

Application Revision: 3  
 Application Version: Standard

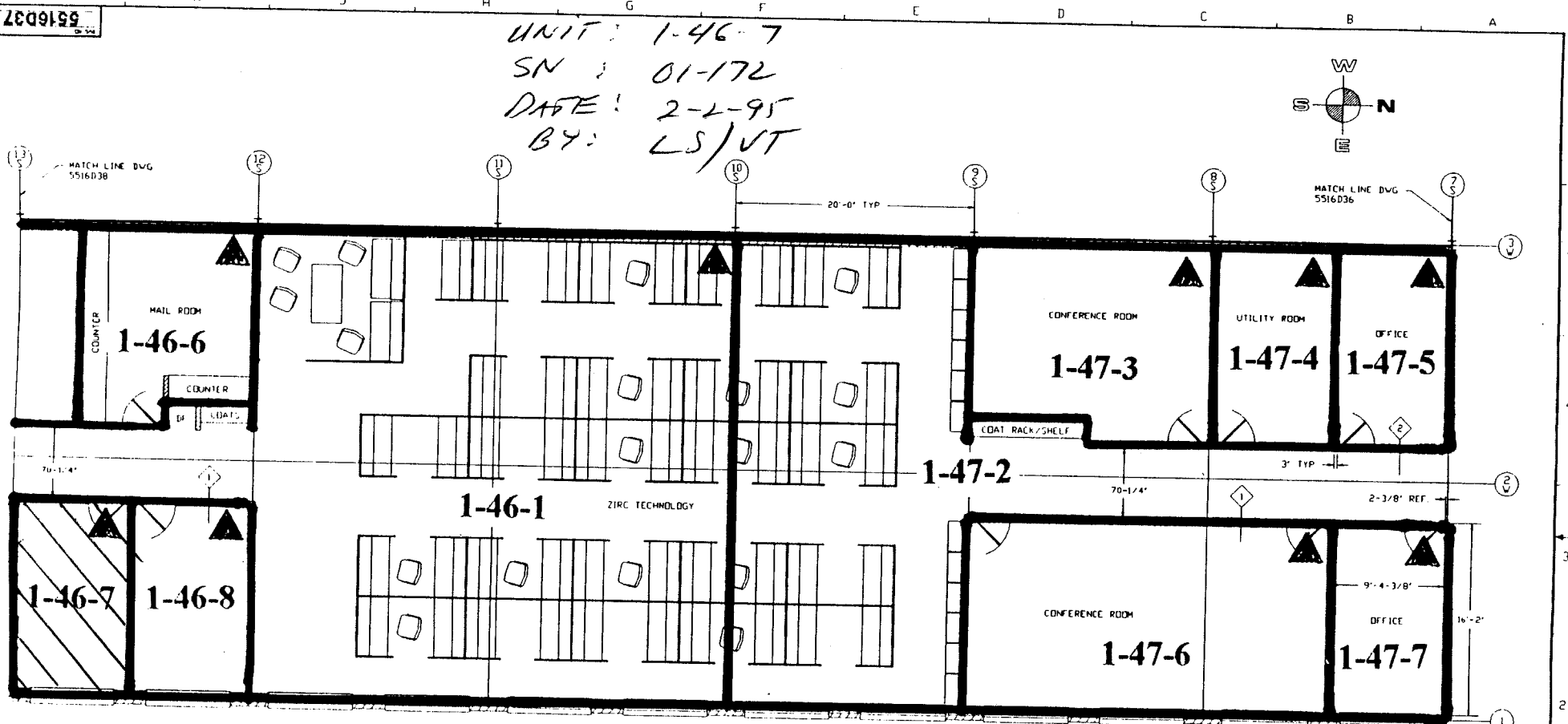
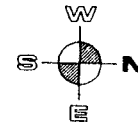
Batch ID: Blairsville 1-46-7

Carrier	Alpha Activity				Beta Activity				Count time (min)	Alpha CPM	Beta CPM	Completion Date - Time
	DPM	$\sigma$	flags	MDA	DPM	$\sigma$	flags	MDA				
7	-0.822	1.48	<MDA	7.64	-4.21	1.39	<MDA	12.71	2.00	-0.279	-1.56	3/8/95 7:51
8	-0.822	1.48	<MDA	7.64	-1.52	2.36	<MDA	12.71	2.00	-0.279	-0.56	3/8/95 7:54

Alpha efficiency log file: th230ab Alpha Efficiency: 33.88% Alpha to Beta Crosstalk: 24.12% Alpha Background (CPM): 0.278571429 Alpha Correction Factor: 1.000
Beta efficiency log file: tc99ab Beta Efficiency: 37.13% Beta into Alpha Crosstalk: 0.03% Beta Background (CPM): 2.064285714 Beta Correction Factor: 1.000

5516D37

UNIT: 1-46-7  
SN: 01-172  
DATE: 2-2-95  
BY: LS/VT



NOTE: ▲ DESIGNATES NORTHERN MOST WEST CORNER (0, 0 Reference point)

WESTINGHOUSE PROPRIETARY DATA THIS DRAWING IS THE PROPERTY OF WESTINGHOUSE ELECTRIC CORPORATION. IT IS TO BE USED ONLY FOR THE PROJECT AND NOT TO BE REPRODUCED OR TRANSMITTED IN ANY FORM OR BY ANY MEANS WITHOUT THE WRITTEN PERMISSION OF WESTINGHOUSE ELECTRIC CORPORATION. THE DESIGN OF THIS DRAWING IS THE PROPERTY OF WESTINGHOUSE ELECTRIC CORPORATION.	DATE: 2-2-95	BY: LS/VT	<b>Westinghouse Electric Corporation</b> SPECIALTY METALS PLANT, BEAMSVILLE, PA, USA
	PROJECT: OFFICE LAYOUT	FLOR: SECOND FLOOR	
SCALE: AS SHOWN	SHEET: 1 OF 1	DWG. NO. 5516D37	REV. 0

## Blairsville Point Survey Form #003

Survey Serial #:	01-173
Survey Section:	1
Survey Unit:	46
Survey Sub-unit:	8

Alpha Survey Instruments				
Inst. S/N	Inst. Code	Eff. %	Corr. Fac.	Bkg. CPM
1510	6	21.4	4.67	3


Beta Survey Instruments				
Inst. S/N	Inst. Code	Eff. %	Corr. Fac.	Bkg. CPM
1593	11	35.4	2.82	216

Gamma or Beta/Gamma Instruments			
Inst. S/N	Inst. Code	Bkg.	Detection Type
234	23	5	Gamma
1522	22	0.013	Beta / Gamma

Classification:	4
Survey Type:	LOWER
Survey Date:	2/2/95
Count Date:	3/8/95

Alpha Counting Instruments				
Inst. S/N	Inst. Code	Eff. %	Corr. Fac.	Bkg. CPM
13295	2	33.88	2.95	0.28

Beta Counting Instruments				
Inst. S/N	Inst. Code	Eff. %	Corr. Fac.	Bkg. CPM
13295	3	37.13	2.69	2.06

Surveyor:	V. TAYLOR / L. SMITH
Signature:	

Surface Description	Coordinates		Gamma at 1m	Gamma Inst.	Beta/Gamma Contact	Beta/Gamma Code	Contact Gross 1 min. Count	Alpha Inst.	Contact Gross 1 min. Count	Beta Inst.	Scan Contact Gross CPM		Removable DPM/100 cm2	Alpha Count	Removable DPM/100 cm2	Beta Count	Comments
	X	Y	uR/hr	Code	mR/hr	Code	Alpha	Code	Beta	Code	Max Beta	Avg Beta	Alpha	Code	Beta	Code	
FLOOR	2	-2	5	23	0.009	22	4	6	197	11	297	190	0.65	2	1.17	3	CARPET
FLOOR	4	-2	5	23	0.013	22	3	6	212	11	298	200	-0.82	2	-2.87	3	CARPET

**LB5100-W Low Background Counting System -- Smear Analysis**

Date: 3/8/95  
 Counting Unit id: 1  
 Data file name: C:\LBXL\UNIT1\B01-173.XLD  
 Batch Ended: 3/8/95 7:58  
 Crosstalk Correction: Not Applied

Alpha activity action level (DPM): 20.00  
 Beta activity action level (DPM): 200.00  
 Certainty level for MDA and flags: 95.00%  
 High Voltage Setting: 1410

Application Revision: 3  
 Application Version: Standard

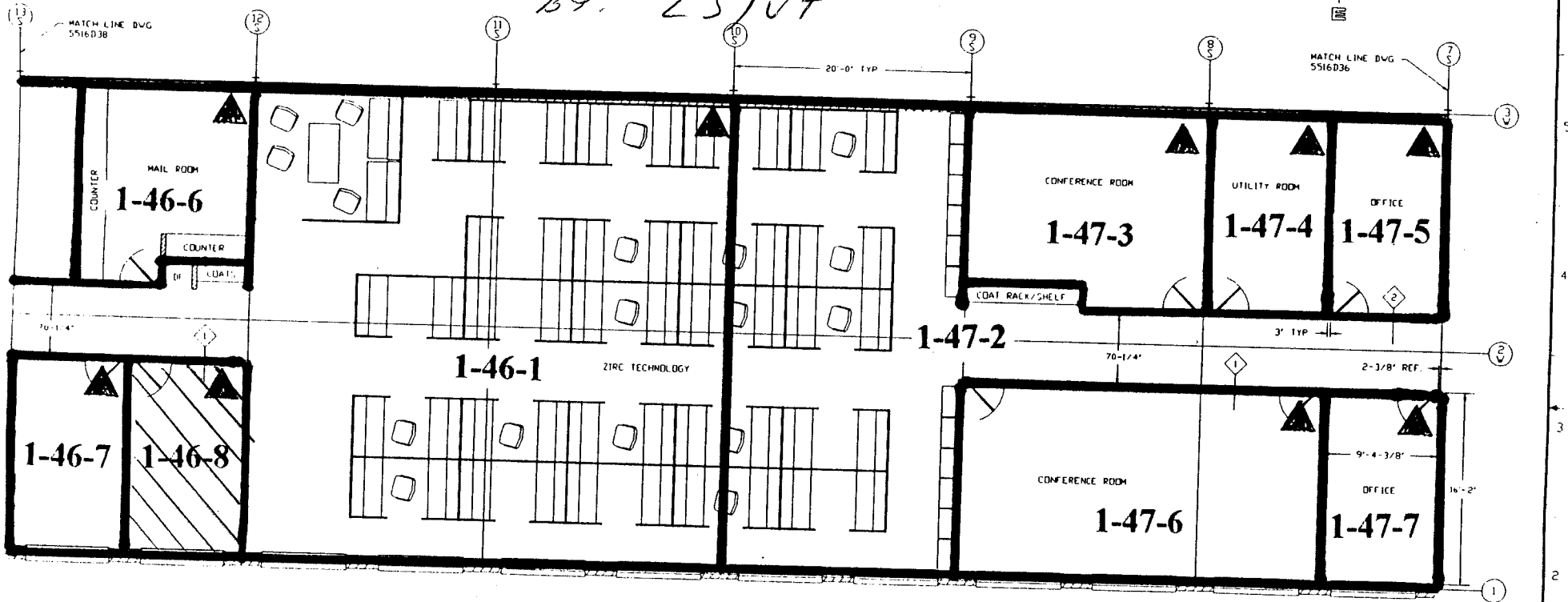
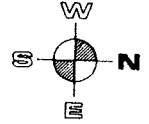
Batch ID: Blairsville 1-46-8

Carrier	Alpha Activity				Beta Activity				Count time (min)	Alpha CPM	Beta CPM	Completion Date - Time
	DPM	$\sigma$	flags	MDA	DPM	$\sigma$	flags	MDA				
9	0.654	1.48	<MDA	7.64	1.17	3.03	<MDA	12.71	2.00	0.221	0.44	3/8/95 7:56
10	-0.822	1.48	<MDA	7.64	-2.87	1.93	<MDA	12.71	2.00	-0.279	-1.06	3/8/95 7:58

Alpha efficiency log file: th230ab Alpha Efficiency: 33.88% Alpha to Beta Crosstalk: 24.12% Alpha Background (CPM): 0.278571429 Alpha Correction Factor: 1.000
Beta efficiency log file: tc99ab Beta Efficiency: 37.13% Beta into Alpha Crosstalk: 0.03% Beta Background (CPM): 2.064285714 Beta Correction Factor: 1.000

5516D37

UNIT : 1-46-8  
SN : 01-173  
DATE : 2-2-91  
BY : LS/VT



NOTE: ▲ DESIGNATES NORTHERN MOST WEST CORNER (0, 0 Reference point)

WESTINGHOUSE PROPRIETARY DATA <small>THIS DOCUMENT CONTAINS PROPRIETARY INFORMATION OF THE WESTINGHOUSE ELECTRICAL CORPORATION WHICH IS UNLAWFULLY TO BE REPRODUCED OR TRANSMITTED IN ANY FORM OR BY ANY MEANS, ELECTRONIC OR MECHANICAL, INCLUDING PHOTOCOPYING, RECORDING, OR BY ANY INFORMATION STORAGE AND RETRIEVAL SYSTEM, WITHOUT THE WRITTEN PERMISSION OF THE WESTINGHOUSE ELECTRICAL CORPORATION. THE WESTINGHOUSE ELECTRICAL CORPORATION IS NOT RESPONSIBLE FOR THE ACCURACY OF THE INFORMATION CONTAINED HEREIN.</small>	DESIGNED BY: _____ DRAWN BY: _____ CHECKED BY: _____ DATE: _____	WESTINGHOUSE Electric Corporation SPECIALTY METALS PLANT BLAIRSVILLE, PA, USA
	SCALE: AS SHOWN SHEET NO. 1 OF 1 DWG. NO. 5516D37	OFFICE LAYOUT SECOND FLOOR MAIN BUILDING

## Blairsville Point Survey Form #003

Survey Serial #: **01-174**

Survey Section: **1**

Survey Unit: **47**

Survey Sub-unit: **3**

Classification: **4**

Survey Type: **LOWER**

Survey Date: **2/2/95**

Count Date: **3/8/95**


Alpha Survey Instruments				
Inst. S/N	Inst. Code	Eff. %	Corr. Fac.	Bkg. CPM
1510	6	21.4	4.67	3

Beta Survey Instruments				
Inst. S/N	Inst. Code	Eff. %	Corr. Fac.	Bkg. CPM
1593	11	35.4	2.82	216

Gamma or Beta/Gamma Instruments			
Inst. S/N	Inst. Code	Bkg.	Detection Type
234	23	5	Gamma
1522	22	0.013	Beta / Gamma

Alpha Counting Instruments				
Inst. S/N	Inst. Code	Eff. %	Corr. Fac.	Bkg. CPM
13295	2	33.88	2.95	0.28

Beta Counting Instruments				
Inst. S/N	Inst. Code	Eff. %	Corr. Fac.	Bkg. CPM
13295	3	37.13	2.69	2.06

Surveyor: **V. TAYLOR/ L. SMITH**  
 Signature: 

Surface Description	Coordinates		Gamma at 1m	Gamma Inst.	Beta/Gamma Contact	Beta/Gamma	Contact Gross 1 min. Count	Alpha Inst.	Contact Gross 1 min. Count	Beta Inst.	Scan Contact Gross CPM		Removable DPM/100 cm2	Alpha Count	Removable DPM/100 cm2	Beta Count	Comments
	X	Y	uR/hr	Code	mR/hr	Code	Alpha	Code	Beta	Code	Max Beta	Avg Beta	Alpha	Code	Beta	Code	
	FLOOR	2	-2	5	23	0.009	22	0	6	233	11	347	190	0.65	2	-0.17	
FLOOR	1	-4	6	23	0.016	22	1	6	214	11	309	200	-0.82	2	-0.17	3	CARPET
FLOOR	3	-4	5	23	0.011	22	1	6	192	11	264	190	-0.82	2	2.52	3	CARPET
FLOOR	4	-1	5	23	0.007	22	2	6	196	11	284	210	-0.82	2	-1.52	3	CARPET



**LB5100-W Low Background Counting System – Smear Analysis**

Date: 3/8/95  
 Counting Unit id: 1  
 Data file name: C:\LBXL\UNIT1\B01-174.XLD  
 Batch Ended: 3/8/95 8:07  
 Crosstalk Correction: Not Applied

Alpha activity action level (DPM): 20.00  
 Beta activity action level (DPM): 200.00  
 Certainty level for MDA and flags: 95.00%  
 High Voltage Setting: 1410

Application Revision: 3  
 Application Version: Standard

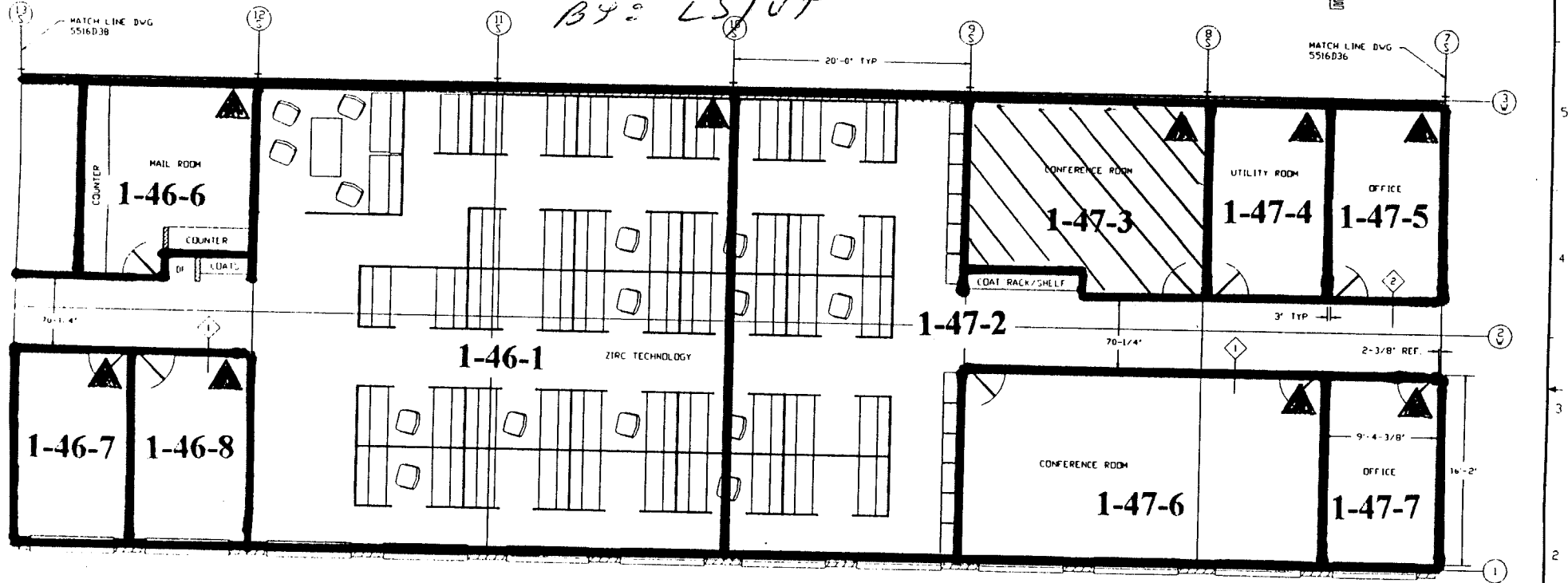
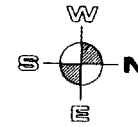
Batch ID: Blairsville 1-47-3

Carrier	Alpha Activity				Beta Activity				Count time (min)	Alpha CPM	Beta CPM	Completion Date - Time
	DPM	$\sigma$	flags	MDA	DPM	$\sigma$	flags	MDA				
11	0.654	1.48	<MDA	7.64	-0.17	2.71	<MDA	12.71	2.00	0.221	-0.06	3/8/95 8:00
12	-0.822	1.48	<MDA	7.64	-0.17	2.71	<MDA	12.71	2.00	-0.279	-0.06	3/8/95 8:02
13	-0.822	1.48	<MDA	7.64	2.52	3.32	<MDA	12.71	2.00	-0.279	0.94	3/8/95 8:05
14	-0.822	1.48	<MDA	7.64	-1.52	2.36	<MDA	12.71	2.00	-0.279	-0.56	3/8/95 8:07

Alpha efficiency log file: th230ab Alpha Efficiency: 33.88% Alpha to Beta Crosstalk: 24.12% Alpha Background (CPM): 0.278571429 Alpha Correction Factor: 1.000
Beta efficiency log file: tc99ab Beta Efficiency: 37.13% Beta into Alpha Crosstalk: 0.03% Beta Background (CPM): 2.064285714 Beta Correction Factor: 1.000

5516D37

UNITS 1-47-3  
SN: 01-174  
DATE: 2-2-95  
BY: LS/UT



NOTE: ▲ DESIGNATES NORTHERN MOST WEST CORNER (0, 0 Reference point)

WESTINGHOUSE PROPRIETARY DATA <small>THIS DRAWING IS THE PROPERTY OF WESTINGHOUSE ELECTRIC CORPORATION AND IS NOT TO BE REPRODUCED OR TRANSMITTED IN ANY FORM OR BY ANY MEANS, ELECTRONIC OR MECHANICAL, INCLUDING PHOTOCOPYING, RECORDING, OR BY ANY INFORMATION STORAGE AND RETRIEVAL SYSTEM, WITHOUT THE WRITTEN PERMISSION OF WESTINGHOUSE ELECTRIC CORPORATION.</small>	DATE: 2-2-95 DRAWN BY: LS/UT CHECKED BY:	WESTINGHOUSE ELECTRIC CORPORATION SPECIALTY METALS PLANT, BLAIRSVILLE, PA, USA
	TITLE: OFFICE LAYOUT SECOND FLOOR MAIN BUILDING	SCALE: AS SHOWN SHEET NO. 5516D37

## Blairsville Point Survey Form #003

Survey Serial #:	01-175
Survey Section:	1
Survey Unit:	47
Survey Sub-unit:	4

Alpha Survey Instruments				
Inst. S/N	Inst. Code	Eff. %	Corr. Fac.	Bkg. CPM
1510	6	21.4	4.67	3


Beta Survey Instruments				
Inst. S/N	Inst. Code	Eff. %	Corr. Fac.	Bkg. CPM
1593	11	35.4	2.82	216

Gamma or Beta/Gamma Instruments			
Inst. S/N	Inst. Code	Bkg.	Detection Type
234	23	6	Gamma
1522	22	0.013	Beta / Gamma

Classification:	4
Survey Type:	LOWER

Alpha Counting Instruments				
Inst. S/N	Inst. Code	Eff. %	Corr. Fac.	Bkg. CPM
13295	2	33.88	2.95	0.28

Beta Counting Instruments				
Inst. S/N	Inst. Code	Eff. %	Corr. Fac.	Bkg. CPM
13295	3	37.13	2.69	2.06

Surveyor:	V. TAYLOR/ L. SMITH
Signature:	

Surface Description	Coordinates		Gamma at 1m	Gamma Inst.	Beta/Gamma Contact	Beta/Gamma	Contact Gross 1 min. Count	Alpha Inst.	Contact Gross 1 min. Count	Beta Inst.	Scan Contact Gross CPM		Removable DPM/100 cm2	Alpha Count	Removable DPM/100 cm2	Beta Count	Comments
	X	Y	uR/hr	Code	mR/hr	Code	Alpha	Code	Beta	Code	Max Beta	Avg Beta	Alpha	Code	Beta	Code	
FLOOR	2	-1	6	23	0.011	22	3	6	243	11	263	210	0.65	2	-1.52	3	TILE
FLOOR	4	-2	6	23	0.013	22	7	6	224	11	293	220	-0.82	2	-0.17	3	TILE

**LB5100-W Low Background Counting System -- Smear Analysis**

Date: 3/8/95  
 Counting Unit id: 1  
 Data file name: C:\LBXL\UNIT1\B01-175.XLD  
 Batch Ended: 3/8/95 8:11  
 Crosstalk Correction: Not Applied

Alpha activity action level (DPM): 20.00  
 Beta activity action level (DPM): 200.00  
 Certainty level for MDA and flags: 95.00%  
 High Voltage Setting: 1410

Application Revision: 3  
 Application Version: Standard

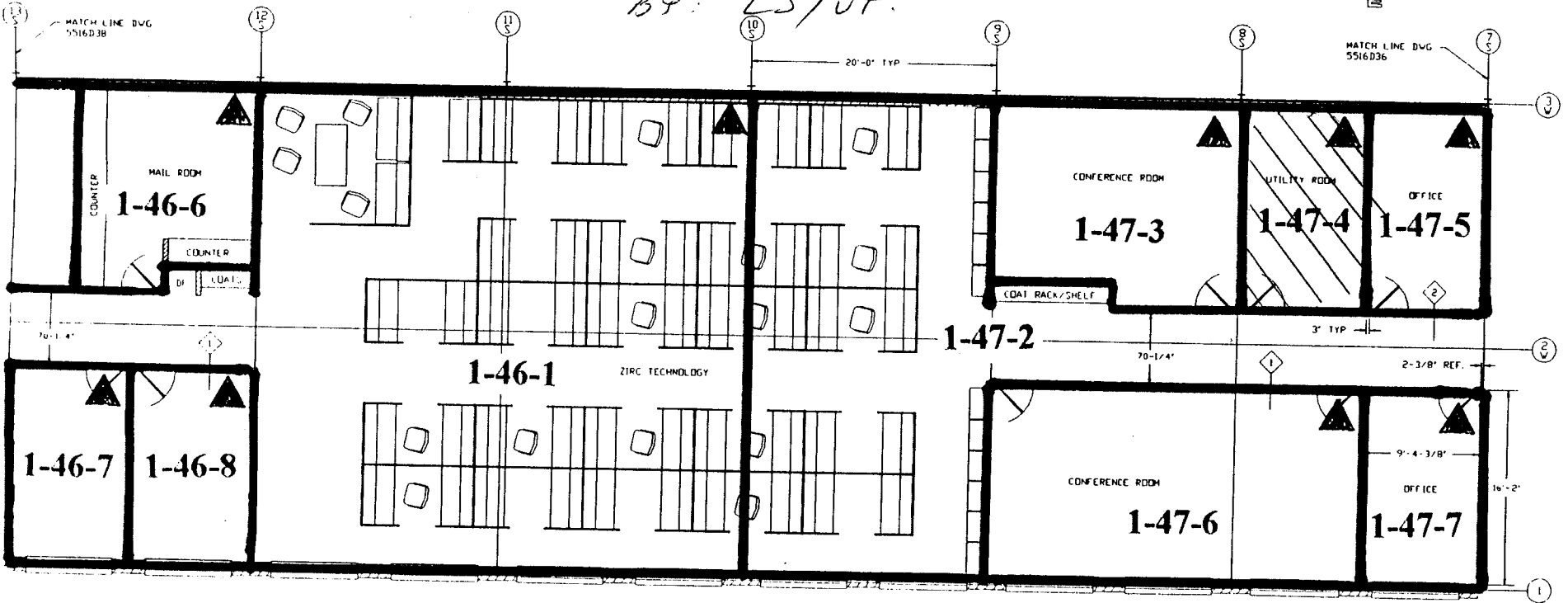
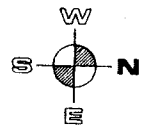
Alpha efficiency log file: th230ab Alpha Efficiency: 33.88% Alpha to Beta Crosstalk: 24.12% Alpha Background (CPM): 0.278571429 Alpha Correction Factor: 1.000			
Beta efficiency log file: tc99ab Beta Efficiency: 37.13% Beta into Alpha Crosstalk: 0.03% Beta Background (CPM): 2.064285714 Beta Correction Factor: 1.000			
Count time (min)	Alpha CPM	Beta CPM	Completion Date - Time
2.00	0.221	-0.56	3/8/95 8:09
2.00	-0.279	-0.06	3/8/95 8:11

Batch ID: Blairsville 1-47-4

Carrier	Alpha Activity				Beta Activity			
	DPM	$\sigma$	flags	MDA	DPM	$\sigma$	flags	MDA
15	0.654	1.48	<MDA	7.64	-1.52	2.36	<MDA	12.71
16	-0.822	1.48	<MDA	7.64	-0.17	2.71	<MDA	12.71

ZCQ9199

UNIT: 1-47-4  
SN: 01-175  
DATE: 2-2-95  
BY: LS/UT.



NOTE: ▲ DESIGNATES NORTHERN MOST WEST CORNER (0, 0 Reference point)

WESTINGHOUSE FABRICATORY DATA THIS DRAWING IS THE PROPERTY OF WESTINGHOUSE ELECTRIC CORPORATION AND IS TO BE USED ONLY FOR THE PROJECT AND SITE SPECIFICALLY IDENTIFIED THEREON. IT IS TO BE KEPT IN THE BUILDING WHERE IT IS STORED AND NOT REPRODUCED OR COPIED IN ANY MANNER WITHOUT THE WRITTEN PERMISSION OF THE PROJECT ENGINEER. ANY REPRODUCTION OR COPIING OF THIS DRAWING WITHOUT THE WRITTEN PERMISSION OF THE PROJECT ENGINEER IS STRICTLY PROHIBITED.	DESIGNED BY	DATE	<b>Westinghouse Electric Corporation</b> SPECIALTY METALS PLANT BLAINSVILLE, PA 15004
	CHECKED BY	DATE	
	SCALE	OFFICE LAYOUT SECOND FLOOR MAIN BUILDING	
	SCALE 1/8"=1'-0"	5516D37	

## Blairsville Point Survey Form #003

Survey Serial #:	01-176
Survey Section:	1
Survey Unit:	47
Survey Sub-unit:	5

Alpha Survey Instruments				
Inst. S/N	Inst. Code	Eff. %	Corr. Fac.	Bkg. CPM
1510	6	21.4	4.67	3


Beta Survey Instruments				
Inst. S/N	Inst. Code	Eff. %	Corr. Fac.	Bkg. CPM
1593	11	35.4	2.82	216

Gamma or Beta/Gamma Instruments			
Inst. S/N	Inst. Code	Bkg.	Detection Type
234	23	5	Gamma
1522	22	0.013	Beta / Gamma

Classification:	4
Survey Type:	LOWER
Survey Date:	2/2/95
Count Date:	3/8/95

Alpha Counting Instruments				
Inst. S/N	Inst. Code	Eff. %	Corr. Fac.	Bkg. CPM
13295	2	33.88	2.95	0.28

Beta Counting Instruments				
Inst. S/N	Inst. Code	Eff. %	Corr. Fac.	Bkg. CPM
13295	3	37.13	2.69	2.06

Surveyor:	V. TAYLOR / L. SMITH
Signature:	

Surface Description	Coordinates		Gamma at 1m uR/hr	Gamma Inst. Code	Beta/Gamma Contact mR/hr	Beta/Gamma Code	Contact Gross 1 min. Count Alpha	Alpha Inst. Code	Contact Gross 1 min. Count Beta	Beta Inst. Code	Scan Contact Gross CPM		Removable DPM/100 cm2 Alpha	Alpha Count Code	Removable DPM/100 cm2 Beta	Beta Count Code	Comments
	X	Y									Max Beta	Avg Beta					
FLOOR	2	-1.5	5	23	0.009	22	2	6	197	11	282	180	2.13	2	-0.17	3	CARPET
FLOOR	4	-1.5	4	23	0.008	22	1	6	249	11	291	200	-0.82	2	-1.52	3	CARPET

**LB5100-W Low Background Counting System – Smear Analysis**

Date: 3/8/95  
 Counting Unit id: 1  
 Data file name: C:\LBXL\UNIT1\B01-176.XLD  
 Batch Ended: 3/8/95 8:16  
 Crosstalk Correction: Not Applied

Alpha activity action level (DPM): 20.00  
 Beta activity action level (DPM): 200.00  
 Certainty level for MDA and flags: 95.00%  
 High Voltage Setting: 1410

Application Revision: 3  
 Application Version: Standard

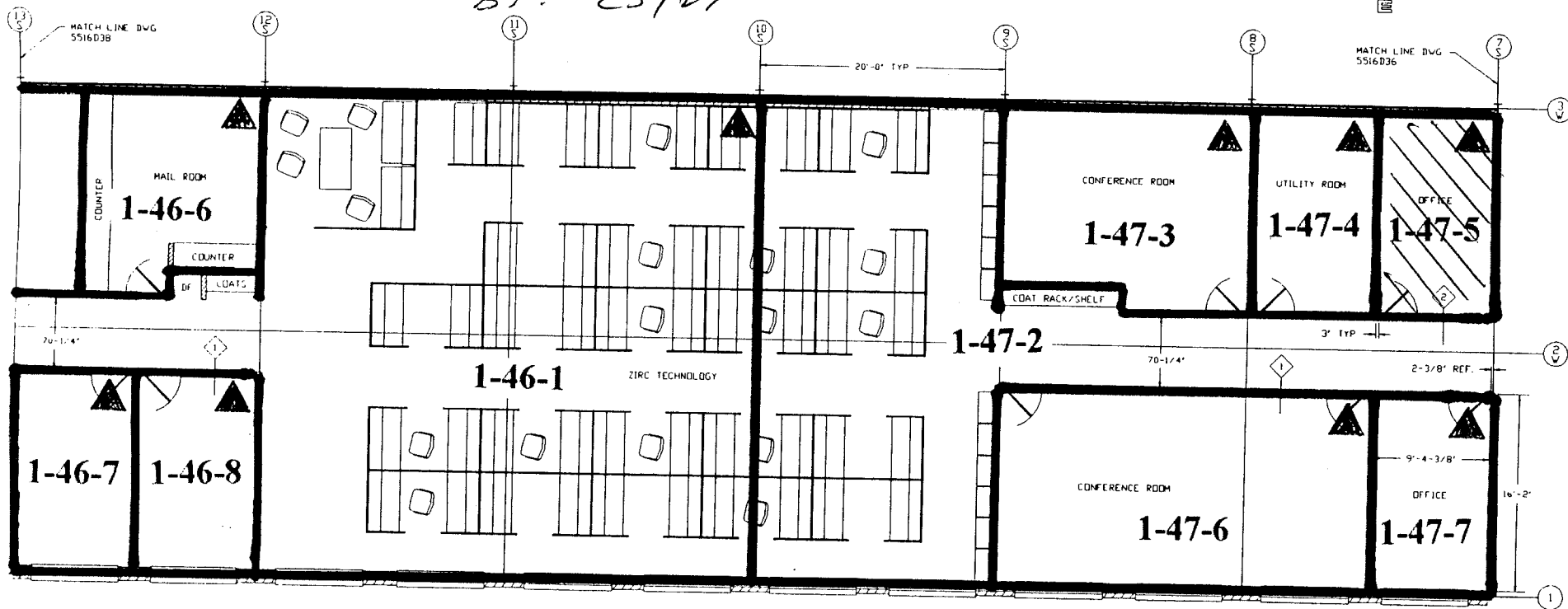
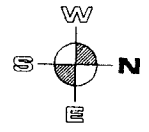
Batch ID: Blairsville 1-47-5

Alpha efficiency log file: th230ab Alpha Efficiency: 33.88% Alpha to Beta Crosstalk: 24.12% Alpha Background (CPM): 0.278571429 Alpha Correction Factor: 1.000			
Beta efficiency log file: tc99ab Beta Efficiency: 37.13% Beta into Alpha Crosstalk: 0.03% Beta Background (CPM): 2.064285714 Beta Correction Factor: 1.000			
Count time (min)	Alpha CPM	Beta CPM	Completion Date - Time
2.00	0.721	-0.06	3/8/95 8:14
2.00	-0.279	-0.56	3/8/95 8:16

Carrier	Alpha Activity				Beta Activity			
	DPM	$\sigma$	flags	MDA	DPM	$\sigma$	flags	MDA
17	2.129	2.09	<AL	7.64	-0.17	2.71	<MDA	12.71
18	-0.822	1.48	<MDA	7.64	-1.52	2.36	<MDA	12.71

5516D37

UNIT: 1-47-5  
SN: 01-176  
DATE: 2-2-95  
BY: CS/VT



NOTE: ▲ DESIGNATES NORTHERN MOST WEST CORNER (0, 0 Reference point)

WESTINGHOUSE PROPRIETARY DATA	DESIGN	DATE	<b>Westinghouse Electric Corporation</b> SPECIALTY METALS PLANT, BLAIRSVILLE, PA 15016
	BY	DATE	
<small>THIS DRAWING IS THE PROPERTY OF WESTINGHOUSE ELECTRIC CORPORATION. IT IS TO BE USED ONLY FOR THE PROJECT AND SITE SPECIFICALLY IDENTIFIED HEREON. IT IS NOT TO BE REPRODUCED, COPIED, OR TRANSMITTED IN ANY FORM OR BY ANY MEANS, WITHOUT THE WRITTEN PERMISSION OF WESTINGHOUSE ELECTRIC CORPORATION.</small>	SCALE	25=12	TITLE <b>OFFICE LAYOUT</b> <b>SECOND FLOOR</b> <b>MAIN BUILDING</b>
	SHEET	1 OF 1 SHEETS	



## Blairsville Point Survey Form #003

Survey Serial #: **01-177**

Survey Section: **1**

Survey Unit: **47**

Survey Sub-unit: **7**

Classification: **4**

Survey Type: **LOWER**

Survey Date: **2/2/95**

Count Date: **3/8/95**


Alpha Survey Instruments				
Inst. S/N	Inst. Code	Eff. %	Corr. Fac.	Bkg. CPM
1510	6	21.4	4.67	3

Beta Survey Instruments				
Inst. S/N	Inst. Code	Eff. %	Corr. Fac.	Bkg. CPM
1593	11	35.4	2.82	216

Gamma or Beta/Gamma Instruments			
Inst. S/N	Inst. Code	Bkg.	Detection Type
234	23	5	Gamma
1522	22	0.013	Beta / Gamma

Alpha Counting Instruments				
Inst. S/N	Inst. Code	Eff. %	Corr. Fac.	Bkg. CPM
13295	2	33.88	2.95	0.28

Beta Counting Instruments				
Inst. S/N	Inst. Code	Eff. %	Corr. Fac.	Bkg. CPM
13295	3	37.13	2.69	2.06

Surveyor: **V. TAYLOR/ L. SMITH**  
 Signature: 

Surface Description	Coordinates		Gamma at 1m	Gamma Inst.	Beta/Gamma Contact	Beta/Gamma Code	Contact Gross 1 min. Count	Alpha Inst.	Contact Gross 1 min. Count	Beta Inst.	Scan Contact Gross CPM		Removable DPM/100 cm2	Alpha Count	Removable DPM/100 cm2	Beta Count	Comments
	X	Y	uR/hr	Code	mR/hr	Code	Alpha	Code	Beta	Code	Max Beta	Avg Beta	Alpha	Code	Beta	Code	
FLOOR	1	-1	5	23	0.011	22	1	6	188	11	282	160	0.65	2	-0.17	3	CARPET
FLOOR	3	-2	5	23	0.014	22	3	6	202	11	360	200	0.65	2	-2.87	3	CARPET

**LB5100-W Low Background Counting System -- Smear Analysis**

Date: 3/8/95  
 Counting Unit id: 1  
 Data file name: C:\LBXL\UNIT1\B01-177.XLD  
 Batch Ended: 3/8/95 8:20  
 Crosstalk Correction: Not Applied

Alpha activity action level (DPM): 20.00  
 Beta activity action level (DPM): 200.00  
 Certainty level for MDA and flags: 95.00%  
 High Voltage Setting: 1410

Application Revision: 3  
 Application Version: Standard

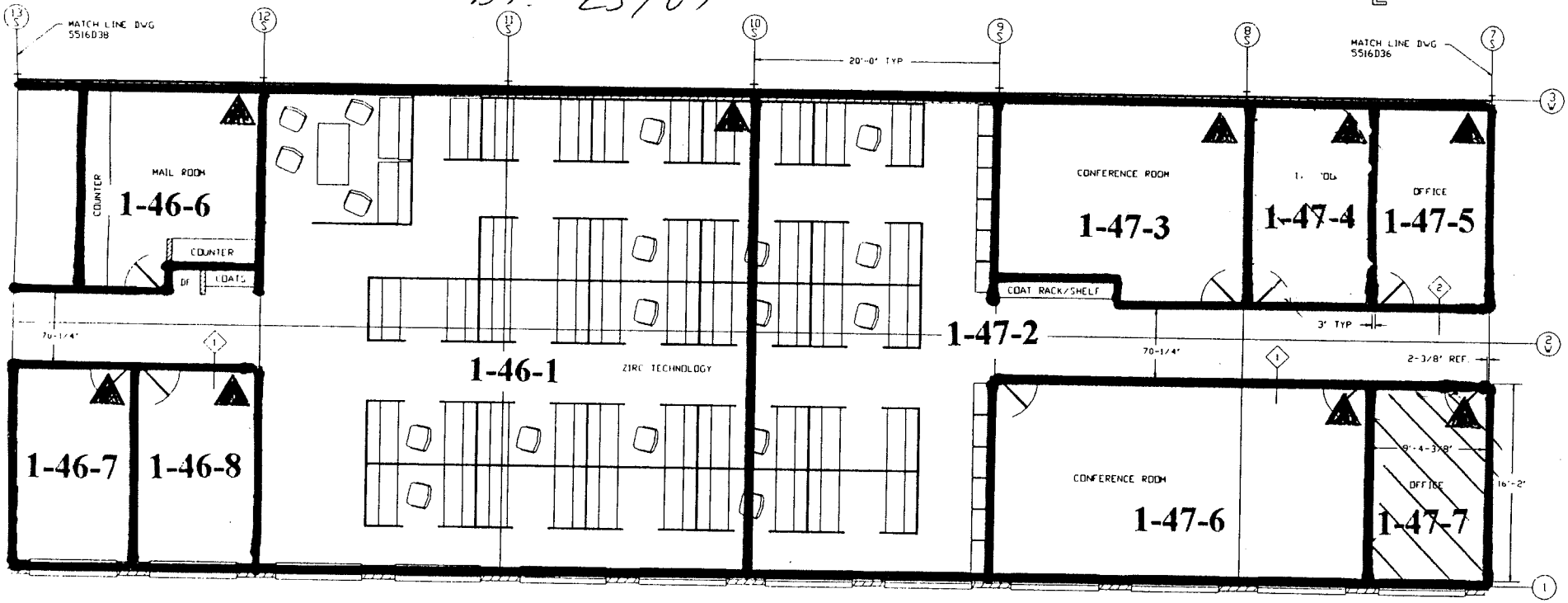
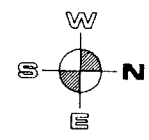
Batch ID: Blairsville 1-47-7

Carrier	Alpha Activity				Beta Activity				Count time (min)	Alpha CPM	Beta CPM	Completion Date - Time
	DPM	$\sigma$	flags	MDA	DPM	$\sigma$	flags	MDA				
19	0.654	1.48	<MDA	7.64	-0.17	2.71	<MDA	12.71	2.00	0.221	-0.06	3/8/95 8:18
20	0.654	1.48	<MDA	7.64	-2.87	1.93	<MDA	12.71	2.00	0.221	-1.06	3/8/95 8:20

Alpha efficiency log file: th230ab Alpha Efficiency: 33.88% Alpha to Beta Crosstalk: 24.12% Alpha Background (CPM): 0.278571429 Alpha Correction Factor: 1.000
Beta efficiency log file: tc99ab Beta Efficiency: 37.13% Beta into Alpha Crosstalk: 0.03% Beta Background (CPM): 2.064285714 Beta Correction Factor: 1.000

Z809199  
5516037

UNIT: 1-47-7  
SN: 01-177  
DATE: 2-2-95  
BY: LS/UT



NOTE: ▲ DESIGNATES NORTHERN MOST WEST CORNER (0, 0 Reference point)

WESTINGHOUSE PROPRIETARY DATA	DESIGN BY	DATE	<b>Westinghouse Electric Corporation</b> SPECIALTY METALS PLANT BLAINSVILLE, PA USA
	BY	DATE	
<small>THIS DRAWING IS THE PROPERTY OF WESTINGHOUSE ELECTRIC CORPORATION. IT IS TO BE USED ONLY FOR THE PROJECT AND SITE SPECIFICALLY IDENTIFIED HEREON. IT IS NOT TO BE REPRODUCED, COPIED, OR TRANSMITTED IN ANY FORM OR BY ANY MEANS, ELECTRONIC OR MECHANICAL, INCLUDING PHOTOCOPYING, RECORDING, OR BY ANY INFORMATION STORAGE AND RETRIEVAL SYSTEM, WITHOUT THE PRIOR WRITTEN PERMISSION OF THE WESTINGHOUSE NUCLEAR FUEL OPERATIONS DIVISION.</small>	TITLE OFFICE LAYOUT SECOND FLOOR MAIN BUILDING	SCALE 25x12 SHEET 7 OF 1 SHEETS DWG. NO. 5516037	REV. NO. 02

## Blairsville Point Survey Form #003

Survey Serial #:	01-178
Survey Section:	1
Survey Unit:	47
Survey Sub-unit:	8

Alpha Survey Instruments				
Inst. S/N	Inst. Code	Eff. %	Corr. Fac.	Bkg. CPM
1510	6	21.4	4.67	3


Beta Survey Instruments				
Inst. S/N	Inst. Code	Eff. %	Corr. Fac.	Bkg. CPM
1593	11	35.4	2.82	216

Gamma or Beta/Gamma Instruments			
Inst. S/N	Inst. Code	Bkg.	Detection Type
234	23	5	Gamma
1522	22	0.013	Beta / Gamma

Classification:	4
Survey Type:	LOWER

Alpha Counting Instruments				
Inst. S/N	Inst. Code	Eff. %	Corr. Fac.	Bkg. CPM
13295	2	33.88	2.95	0.28

Beta Counting Instruments				
Inst. S/N	Inst. Code	Eff. %	Corr. Fac.	Bkg. CPM
13295	3	37.13	2.69	2.06

Surveyor:	V. TAYLOR / L. SMITH
Signature:	

Surface Description	Coordinates		Gamma at 1m	Gamma Inst.	Beta/Gamma Contact	Beta/Gamma Code	Contact Gross 1 min. Count	Alpha Inst. Code	Contact Gross 1 min. Count	Beta Inst. Code	Scan Contact Gross CPM		Removable DPM/100 cm2	Alpha Count	Removable DPM/100 cm2	Beta Count	Comments
	X	Y	uR/hr	Code	mR/hr	Code	Alpha	Code	Beta	Code	Max Beta	Avg Beta	Alpha	Code	Beta	Code	
FLOOR	1.5	-2	5	23	0.013	22	0	6	226	11	240	160	2.13	2	2.52	3	CARPET
FLOOR	3.5	-2	5	23	0.012	22	2	6	208	11	264	180	0.65	2	-1.52	3	CARPET

**LB5100-W Low Background Counting System -- Smear Analysis**

Date: 3/8/95  
 Counting Unit id: 1  
 Data file name: C:\LBXL\UNIT1\B01-178.XLD  
 Batch Ended: 3/8/95 8:25  
 Crosstalk Correction: Not Applied

Alpha activity action level (DPM): 20.00  
 Beta activity action level (DPM): 200.00  
 Certainty level for MDA and flags: 95.00%  
 High Voltage Setting: 1410

Application Revision: 3  
 Application Version: Standard

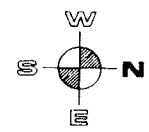
Batch ID: Blairsville 1-47-8

Carrier	Alpha Activity				Beta Activity				Count time (min)	Alpha CPM	Beta CPM	Completion Date - Time
	DPM	$\sigma$	flags	MDA	DPM	$\sigma$	flags	MDA				
21	2.129	2.09	<AL	7.64	2.52	3.32	<MDA	12.71	2.00	0.721	0.94	3/8/95 8:23
22	0.654	1.48	<MDA	7.64	-1.52	2.36	<MDA	12.71	2.00	0.221	-0.56	3/8/95 8:25

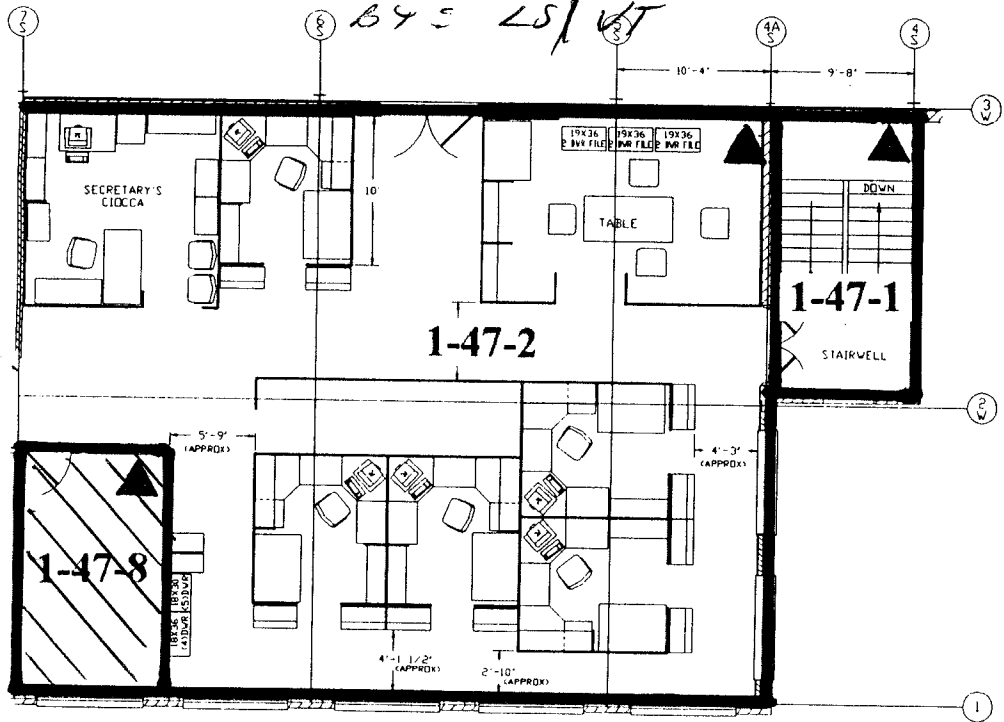
Alpha efficiency log file: th230ab Alpha Efficiency: 33.88% Alpha to Beta Crosstalk: 24.12% Alpha Background (CPM): 0.278571429 Alpha Correction Factor: 1.000
Beta efficiency log file: tc99ab Beta Efficiency: 37.13% Beta into Alpha Crosstalk: 0.03% Beta Background (CPM): 2.064285714 Beta Correction Factor: 1.000

5516D36

UNIT: 1-47-8  
SN 01-178  
DATE: 2-2-95  
BY: LS/WT



MATCH LINE  
5516D37



NOTE: ▲ DESIGNATES NORTHERN MOST WEST CORNER (0, 0 Reference point)

TO ENGINEER & ARCHITECT, HEREIN UNLESS OTHERWISE SPECIFIED ALL WORK SHALL BE DONE IN ACCORDANCE WITH THE LATEST EDITIONS OF THE FOLLOWING CODES AND STANDARDS: 1. NATIONAL ELECTRICAL CODE (NEC) 2. NATIONAL FIRE ALARM CODE (NFAC) 3. NATIONAL FIRE PROTECTION ASSOCIATION (NFPA) 70B 4. NATIONAL FIRE PROTECTION ASSOCIATION (NFPA) 70E 5. NATIONAL FIRE PROTECTION ASSOCIATION (NFPA) 96A 6. NATIONAL FIRE PROTECTION ASSOCIATION (NFPA) 96B 7. NATIONAL FIRE PROTECTION ASSOCIATION (NFPA) 96C 8. NATIONAL FIRE PROTECTION ASSOCIATION (NFPA) 96D 9. NATIONAL FIRE PROTECTION ASSOCIATION (NFPA) 96E 10. NATIONAL FIRE PROTECTION ASSOCIATION (NFPA) 96F 11. NATIONAL FIRE PROTECTION ASSOCIATION (NFPA) 96G 12. NATIONAL FIRE PROTECTION ASSOCIATION (NFPA) 96H 13. NATIONAL FIRE PROTECTION ASSOCIATION (NFPA) 96I 14. NATIONAL FIRE PROTECTION ASSOCIATION (NFPA) 96J 15. NATIONAL FIRE PROTECTION ASSOCIATION (NFPA) 96K 16. NATIONAL FIRE PROTECTION ASSOCIATION (NFPA) 96L 17. NATIONAL FIRE PROTECTION ASSOCIATION (NFPA) 96M 18. NATIONAL FIRE PROTECTION ASSOCIATION (NFPA) 96N 19. NATIONAL FIRE PROTECTION ASSOCIATION (NFPA) 96O 20. NATIONAL FIRE PROTECTION ASSOCIATION (NFPA) 96P 21. NATIONAL FIRE PROTECTION ASSOCIATION (NFPA) 96Q 22. NATIONAL FIRE PROTECTION ASSOCIATION (NFPA) 96R 23. NATIONAL FIRE PROTECTION ASSOCIATION (NFPA) 96S 24. NATIONAL FIRE PROTECTION ASSOCIATION (NFPA) 96T 25. NATIONAL FIRE PROTECTION ASSOCIATION (NFPA) 96U 26. NATIONAL FIRE PROTECTION ASSOCIATION (NFPA) 96V 27. NATIONAL FIRE PROTECTION ASSOCIATION (NFPA) 96W 28. NATIONAL FIRE PROTECTION ASSOCIATION (NFPA) 96X 29. NATIONAL FIRE PROTECTION ASSOCIATION (NFPA) 96Y 30. NATIONAL FIRE PROTECTION ASSOCIATION (NFPA) 96Z	WESTINGHOUSE PROPRIETARY DATA  THIS DOCUMENT CONTAINS PROPRIETARY INFORMATION OF THE WESTINGHOUSE ELECTRIC CORPORATION AND IS NOT TO BE REPRODUCED, COPIED, OR TRANSMITTED IN ANY FORM OR BY ANY MEANS, ELECTRONIC OR MECHANICAL, INCLUDING PHOTOCOPYING, RECORDING, OR BY ANY INFORMATION STORAGE AND RETRIEVAL SYSTEM, WITHOUT THE PRIOR WRITTEN PERMISSION OF THE WESTINGHOUSE ELECTRIC CORPORATION.	DESIGNED BY: CLAVSON DATE: 10/22/94 DRAWN BY: CHECKED BY: APPROVED BY: SCALE: 20'-0" = 1" SHEET NO.: 5516D36	TITLE: MAIN BUILDING 2nd FLR - NORTH OFFICE LAYOUT SCALE: 20'-0" = 1" SHEET NO.: 5516D36
		WESTINGHOUSE ELECTRIC CORPORATION SPECIALTY METALS PLANT - BLAIRSVILLE, PA USA	DATE: 10/22/94 SHEET NO.: 5516D36

## Blairsville Point Survey Form #003

Survey Serial #:	01-179
Survey Section:	1
Survey Unit:	46
Survey Sub-unit:	5

Alpha Survey Instruments				
Inst. S/N	Inst. Code	Eff. %	Corr. Fac.	Bkg. CPM
1510	6	21.4	4.67	1


Beta Survey Instruments				
Inst. S/N	Inst. Code	Eff. %	Corr. Fac.	Bkg. CPM
1593	11	35.4	2.82	273

Gamma or Beta/Gamma Instruments			
Inst. S/N	Inst. Code	Bkg.	Detection Type
234	23	6	Gamma
1522	22	0.013	Beta / Gamma

Classification:	4
Survey Type:	LOWER

Alpha Counting Instruments				
Inst. S/N	Inst. Code	Eff. %	Corr. Fac.	Bkg. CPM
13295	2	33.88	2.95	0.28

Beta Counting Instruments				
Inst. S/N	Inst. Code	Eff. %	Corr. Fac.	Bkg. CPM
13295	3	37.13	2.69	2.06

Surveyor:	V. TAYLOR/ L. SMITH
Signature:	

Surface Description	Coordinates		Gamma at 1m	Gamma Inst.	Beta/Gamma Contact	Beta/Gamma	Contact Gross 1 min. Count	Alpha Inst.	Contact Gross 1 min. Count	Beta Inst.	Scan Contact Gross CPM		Removable DPM/100 cm2	Alpha Count	Removable DPM/100 cm2	Beta Count	Comments
	X	Y	uR/hr	Code	mR/hr	Code	Alpha	Code	Beta	Code	Max Beta	Avg Beta	Alpha	Code	Beta	Code	
FLOOR	1.5	-2	6	23	0.008	22	2	6	243	11	337	230	-0.82	2	-0.17	3	TILE
FLOOR	4	-2	6	23	0.011	22	2	6	213	11	306	200	2.13	2	-1.52	3	TILE

**LB5100-W Low Background Counting System – Smear Analysis**

Date: 3/8/95  
 Counting Unit id: 1  
 Data file name: C:\LBXL\UNIT1\B01-179.XLD  
 Batch Ended: 3/8/95 8:29  
 Crosstalk Correction: Not Applied

Alpha activity action level (DPM): 20.00  
 Beta activity action level (DPM): 200.00  
 Certainty level for MDA and flags: 95.00%  
 High Voltage Setting: 1410

Application Revision: 3  
 Application Version: Standard

Batch ID: Blairsville 1-46-5

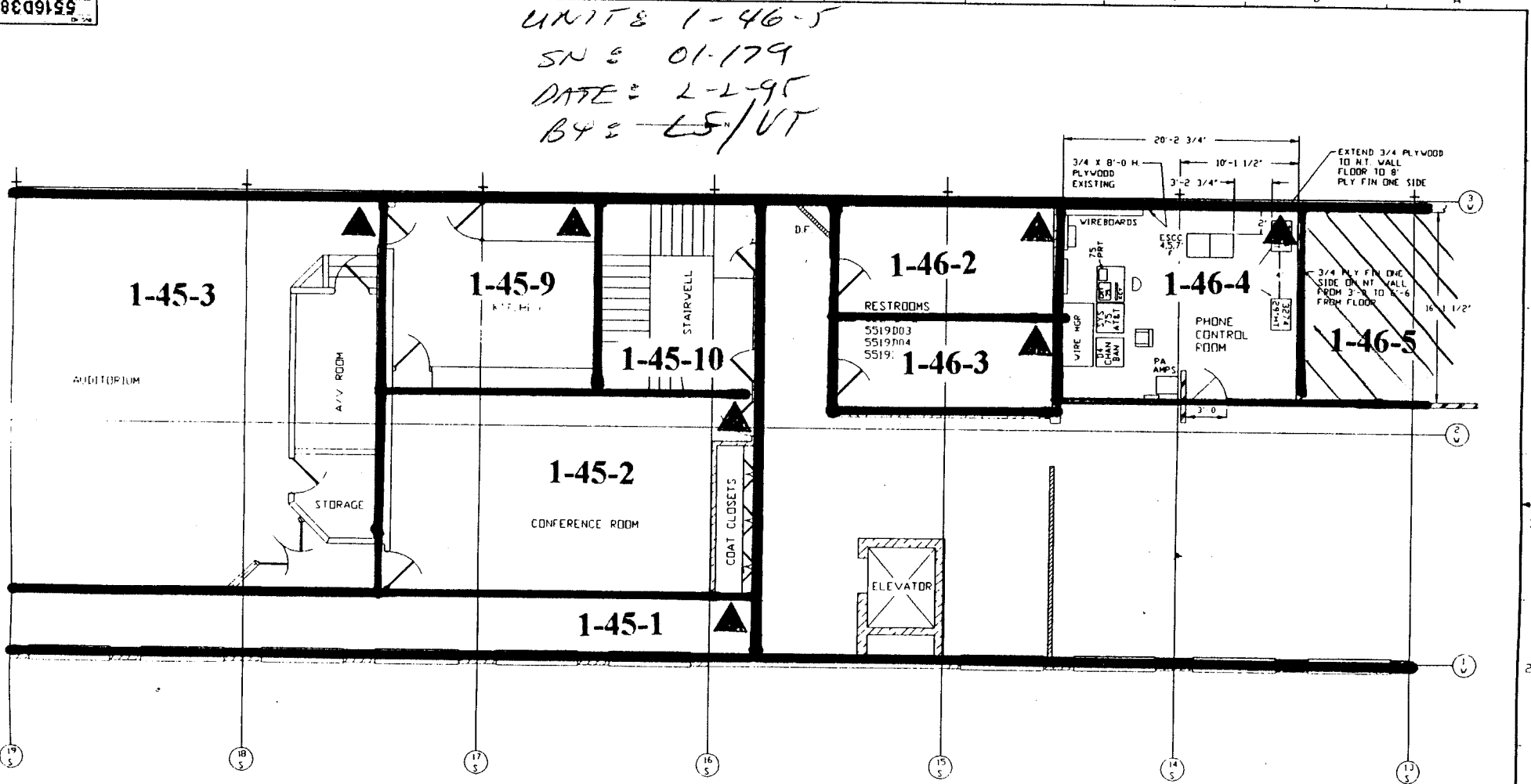
Carrier	Alpha Activity				Beta Activity				Count time (min)	Alpha CPM	Beta CPM	Completion Date - Time
	DPM	$\sigma$	flags	MDA	DPM	$\sigma$	flags	MDA				
23	-0.822	1.48	<MDA	7.64	-0.17	2.71	<MDA	12.71	2.00	-0.279	-0.06	3/8/95 8:27
24	2.129	2.09	<AL	7.64	-1.52	2.36	<MDA	12.71	2.00	0.721	-0.56	3/8/95 8:29

Alpha efficiency log file: th230ab Alpha Efficiency: 33.88% Alpha to Beta Crosstalk: 24.12% Alpha Background (CPM): 0.278571429 Alpha Correction Factor: 1.000
Beta efficiency log file: tc99ab Beta Efficiency: 37.13% Beta into Alpha Crosstalk: 0.03% Beta Background (CPM): 2.064285714 Beta Correction Factor: 1.000



6516D38

UNITS 1-46-5  
SN'S 01-179  
DATE: 2-2-95  
BY: LS/UT



NOTE: ▲ DESIGNATES NORTHERN MOST WEST CORNER (0, 0 Reference point)

<p>WESTINGHOUSE PROPRIETARY DATA</p> <p>THIS DOCUMENT CONTAINS PROPRIETARY INFORMATION OF THE WESTINGHOUSE ELECTRIC CORPORATION WHICH IS THE PROPERTY OF WESTINGHOUSE ELECTRIC CORPORATION. IT IS TRANSMITTED TO YOU IN CONFIDENCE AND MAY BE DISCLOSED TO OTHERS OR IN PART TO OTHERS OR USED FOR OTHER THAN THE PURPOSE FOR WHICH TRANSMITTED WITHOUT THE PRIOR WRITTEN PERMISSION OF THE WESTINGHOUSE ELECTRIC CORPORATION.</p>	<p>DESIGNED BY: WESTINGHOUSE</p> <p>DATE: 06/21/81</p>	<p>Westinghouse Electric Corporation</p> <p>SPECIALTY METALS PLANT BRIDGESVILLE PA USA</p> <p>TITLE: MAIN BLDG. EQUIPMENT LAYOUT</p> <p>SECOND FLOOR LOBBY</p> <p>SCALE: 25' = 1"</p> <p>NO. 6516D38</p>
	<p>DATE: 06/21/81</p>	
	<p>DATE: 06/21/81</p>	
	<p>DATE: 06/21/81</p>	

## Blairsville Point Survey Form #003

Survey Serial #:	01-180
Survey Section:	1
Survey Unit:	44
Survey Sub-unit:	3

Alpha Survey Instruments				
Inst. S/N	Inst. Code	Eff. %	Corr. Fac.	Bkg. CPM
1510	6	21.4	4.67	1

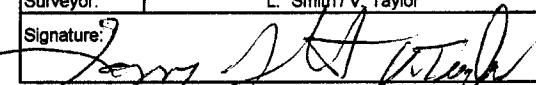
Beta Survey Instruments				
Inst. S/N	Inst. Code	Eff. %	Corr. Fac.	Bkg. CPM
1593	11	35.4	2.82	234

Gamma or Beta/Gamma Instruments			
Inst. S/N	Inst. Code	Bkg.	Detection Type
234	23	8	Gamma
1522	22	0.01	Beta / Gamma

Classification:	4
Survey Type:	LOWER
Survey Date:	2/2/95
Count Date:	3/9/95

Alpha Counting Instruments				
Inst. S/N	Inst. Code	Eff. %	Corr. Fac.	Bkg. CPM
13295	2	33.88	2.95	0.28

Beta Counting Instruments				
Inst. S/N	Inst. Code	Eff. %	Corr. Fac.	Bkg. CPM
13295	3	37.13	2.69	2.06

Surveyor:	L. Smith / V. Taylor
Signature:	

Surface Description	Coordinates		Gamma at 1m	Gamma Inst.	Beta/Gamma Contact	Beta/Gamma Code	Contact Gross 1 min. Count	Alpha Inst. Code	Contact Gross 1 min. Count	Beta Inst. Code	Scan Contact Gross CPM		Removable DPM/100 cm2	Alpha Count Code	Removable DPM/100 cm2	Beta Count Code	Comments
	X	Y	uR/hr	Code	mR/hr	Code	Alpha	Beta	Code	Code	Max Beta	Avg Beta	Alpha	Code	Beta	Code	
Carpeted floor	2	-3	8	23	0.007	22	2	6	237	13	302	230	-0.82	2	-5.56	3	

**LB5100-W Low Background Counting System -- Smear Analysis**

Date: 3/9/95  
 Counting Unit id: 1  
 Data file name: C:\LBXL\UNIT1\B01-180.XLD  
 Batch Ended: 3/9/95 13:27  
 Crosstalk Correction: Not Applied

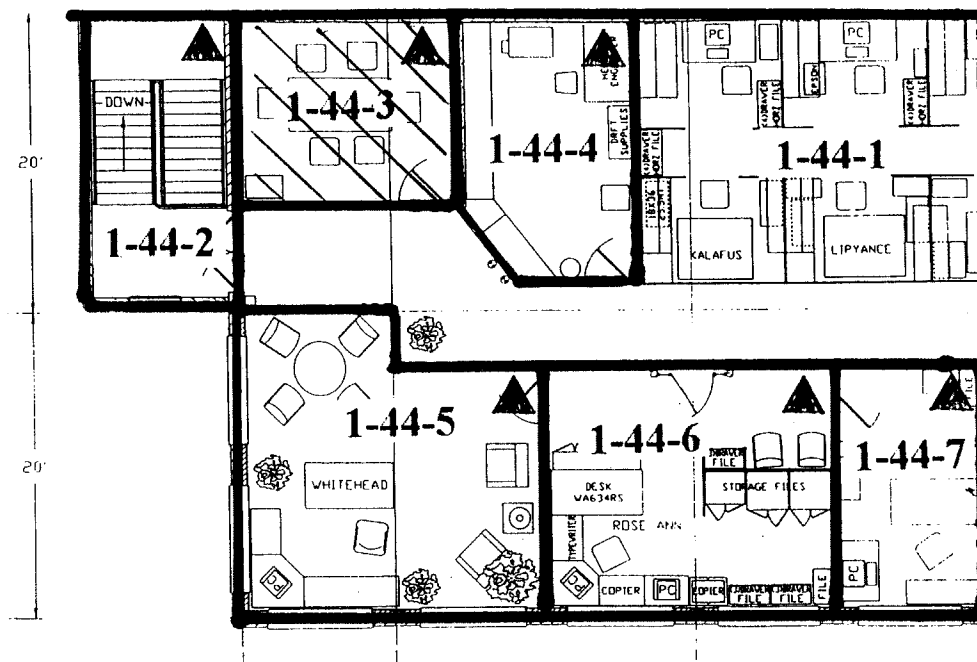
Alpha activity action level (DPM): 20.00  
 Beta activity action level (DPM): 200.00  
 Certainty level for MDA and flags: 95.00%  
 High Voltage Setting: 1410  
 Application Revision: 3  
 Application Version: Standard

Batch ID: Blairsville 1-44-3


Carrier	Alpha Activity				Beta Activity				Count time (min)	Alpha CPM	Beta CPM	Completion Date - Time
	DPM	$\sigma$	flags	MDA	DPM	$\sigma$	flags	MDA				
8	-0.822	1.48	<MDA	7.64	-5.56	1.39	<MDA	12.71	2.00	-0.279	-2.06	3/9/95 13:27

Alpha efficiency log file: th230ab Alpha Efficiency: 33.88% Alpha to Beta Crosstalk: 24.12% Alpha Background (CPM): 0.278571429 Alpha Correction Factor: 1.000
Beta efficiency log file: tc99ab Beta Efficiency: 37.13% Beta into Alpha Crosstalk: 0.03% Beta Background (CPM): 2.064285714 Beta Correction Factor: 1.000

UNIT: 1-44-3  
 S/N : 01-180  
 DATE : 2-2-95  
 BY : L.S./UT.



NOTE: ▲ DESIGNATES NORTHERN MOST  
 WEST CORNER (0, 0 Reference point)

DES DFTM	ANDERSON	6-24-83	 <b>Westinghouse Electric Corporation</b> SPECIALTY METALS PLANT BLAIRSVILLE, PA. USA.	
DFTM				
CHKR				
DES ENG				
MFG ENG				
DA ENG			TITLE	MAIN BLDG. LAYOUT
APP				2nd FLR. - SOUTH
			SCALE	25=12
			SHT	1 OF 1 SHTS
			DWG NO.	<b>5516D40</b>
			REV	03

## Blairsville Point Survey Form #003

Survey Serial #:	01-181
Survey Section:	1
Survey Unit:	44
Survey Sub-unit:	4

Alpha Survey Instruments				
Inst. S/N	Inst. Code	Eff. %	Corr. Fac.	Bkg. CPM
1510	6	21.4	4.67	1


Beta Survey Instruments				
Inst. S/N	Inst. Code	Eff. %	Corr. Fac.	Bkg. CPM
1593	11	35.4	2.82	221

Gamma or Beta/Gamma Instruments			
Inst. S/N	Inst. Code	Bkg.	Detection Type
234	23	5	Gamma
1522	22	0.013	Beta / Gamma

Classification:	4
Survey Type:	LOWER

Alpha Counting Instruments				
Inst. S/N	Inst. Code	Eff. %	Corr. Fac.	Bkg. CPM
13295	2	33.88	2.95	0.28

Beta Counting Instruments				
Inst. S/N	Inst. Code	Eff. %	Corr. Fac.	Bkg. CPM
13295	3	37.13	2.69	2.06

Surveyor:	L. Smith / V. Taylor
Signature:	

Surface Description	Coordinates		Gamma at 1m	Gamma Inst.	Beta/Gamma Contact	Beta/Gamma	Contact Gross 1 min. Count	Alpha Inst.	Contact Gross 1 min. Count	Beta Inst.	Scan Contact Gross CPM		Removable DPM/100 cm2	Alpha Count	Removable DPM/100 cm2	Beta Count	Comments
	X	Y	uR/hr	Code	mR/hr	Code	Alpha	Code	Beta	Code	Max Beta	Avg Beta	Alpha	Code	Beta	Code	
Carpeted floor	2	-2	6	23	0.008	22	1	6	219	13	283	200	0.65	2	-1.52	3	
Carpeted floor	4	-2	5	23	0.012	22	0	6	205	13	318	190	-0.82	2	3.87	3	

**LB5100-W Low Background Counting System -- Smear Analysis**

Date: 3/9/95  
 Counting Unit id: 1  
 Data file name: C:\LBXL\UNIT1\B01-181.XLD  
 Batch Ended: 3/9/95 13:31  
 Crosstalk Correction: Not Applied

Alpha activity action level (DPM): 20.00  
 Beta activity action level (DPM): 200.00  
 Certainty level for MDA and flags: 95.00%  
 High Voltage Setting: 1410

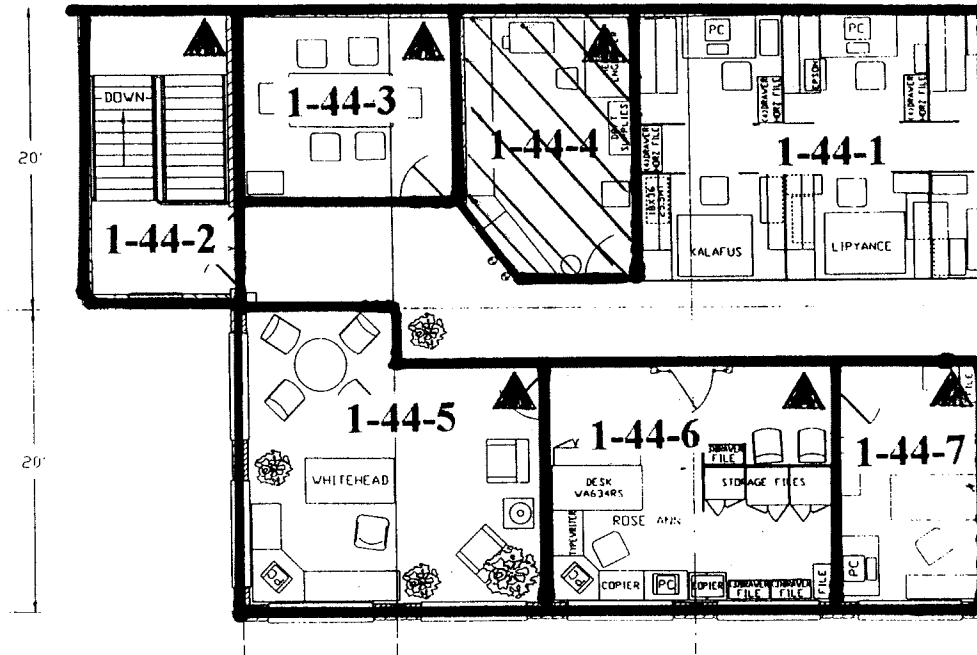
Application Revision: 3  
 Application Version: Standard

Batch ID: Blairsville 1-44-4


Carrier	Alpha Activity				Beta Activity				Count time (min)	Alpha CPM	Beta CPM	Completion Date - Time
	DPM	$\sigma$	flags	MDA	DPM	$\sigma$	flags	MDA				
9	0.654	1.48	<MDA	7.64	-1.52	2.36	<MDA	12.71	2.00	0.221	-0.56	3/9/95 13:29
10	-0.822	1.48	<MDA	7.64	3.87	3.58	<MDA	12.71	2.00	-0.279	1.44	3/9/95 13:31

Alpha efficiency log file: th230ab Alpha Efficiency: 33.88% Alpha to Beta Crosstalk: 24.12% Alpha Background (CPM): 0.278571429 Alpha Correction Factor: 1.000
Beta efficiency log file: tc99ab Beta Efficiency: 37.13% Beta into Alpha Crosstalk: 0.03% Beta Background (CPM): 2.064285714 Beta Correction Factor: 1.000

UNIT : 1-44-4  
 S/N : 01-181  
 DATE : 2-2-95  
 BY : LS/VT



NOTE: ▲ DESIGNATES NORTHERN MOST WEST CORNER (0, 0 Reference point)

DES DPTH	ANDERSON	6-24-83	 <b>Westinghouse Electric Corporation</b> SPECIALTY METALS PLANT BLAIRSVILLE, PA. USA.
DPTH			
CHKR			TITLE
DES ENG			MAIN BLDG. LAYOUT
MFG ENG			2nd FLR. - SOUTH
DA ENG			SCALE .25=12
APP			SHT 1 OF 1 SHTS
			DWG NO. <b>5516D40</b>
			REV 03

## Blairsville Point Survey Form #003

Survey Serial #:	01-182
Survey Section:	1
Survey Unit:	44
Survey Sub-unit:	5

Alpha Survey Instruments				
Inst. S/N	Inst. Code	Eff. %	Corr. Fac.	Bkg. CPM
1510	6	21.4	4.67	1

Beta Survey Instruments				
Inst. S/N	Inst. Code	Eff. %	Corr. Fac.	Bkg. CPM
1593	11	35.4	2.82	218


Gamma or Beta/Gamma Instruments			
Inst. S/N	Inst. Code	Bkg.	Detection Type
1522	22	0.011	Beta / Gamma
234	23	5	Gamma

Classification:	4
Survey Type:	Lower

Alpha Counting Instruments				
Inst. S/N	Inst. Code	Eff. %	Corr. Fac.	Bkg. CPM
13295	2	33.88	2.95	0.28

Beta Counting Instruments				
Inst. S/N	Inst. Code	Eff. %	Corr. Fac.	Bkg. CPM
13295	3	37.13	2.69	2.06

Survey Date:	2/2/95
Count Date:	3/9/95

Surveyor:	V. Taylor / L. Smith
Signature:	

Surface Description	Coordinates		Gamma at 1m	Gamma Inst.	Beta/Gamma Contact	Beta/Gamma Code	Contact Gross 1 min. Count	Alpha Inst. Code	Contact Gross 1 min. Count	Beta Inst. Code	Scan Contact Gross CPM		Removable DPM/100 cm2	Alpha Count Code	Removable DPM/100 cm2	Beta Count Code	Comments
	X	Y	uR/hr	Code	mR/hr	Code	Alpha	Beta	Code	Max Beta	Avg Beta	Alpha	Beta	Code			
Carpeted floor	1	-2	4	23	0.018	22	0	6	194	11	305	220	-0.82	2	-1.52	3	
Carpeted floor	2	-4	6	23	0.014	22	0	6	210	11	245	170	-0.82	2	-1.52	3	



**LB5100-W Low Background Counting System -- Smear Analysis**

Date: 3/9/95  
 Counting Unit id: 1  
 Data file name: C:\LBXL\UNIT1\B01-182.XLD  
 Batch Ended: 3/9/95 13:36  
 Crosstalk Correction: Not Applied

Alpha activity action level (DPM): 20.00  
 Beta activity action level (DPM): 200.00  
 Certainty level for MDA and flags: 95.00%  
 High Voltage Setting: 1410

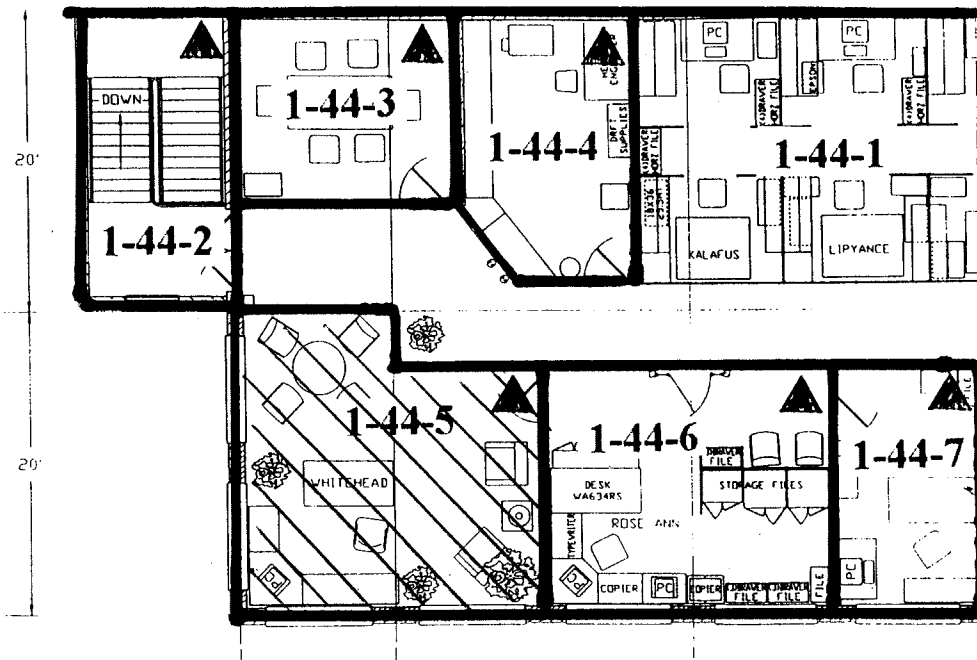
Application Revision: 3  
 Application Version: Standard

Batch ID: Blairsville 1-44-5


Carrier	Alpha Activity				Beta Activity				Count time (min)	Alpha CPM	Beta CPM	Completion Date - Time
	DPM	$\sigma$	flags	MDA	DPM	$\sigma$	flags	MDA				
11	-0.822	1.48	<MDA	7.64	-1.52	2.36	<MDA	12.71	2.00	-0.279	-0.56	3/9/95 13:33
12	-0.822	1.48	<MDA	7.64	-1.52	2.36	<MDA	12.71	2.00	-0.279	-0.56	3/9/95 13:36

Alpha efficiency log file: th230ab Alpha Efficiency: 33.88% Alpha to Beta Crosstalk: 24.12% Alpha Background (CPM): 0.278571429 Alpha Correction Factor: 1.000
Beta efficiency log file: tc99ab Beta Efficiency: 37.13% Beta into Alpha Crosstalk: 0.03% Beta Background (CPM): 2.064285714 Beta Correction Factor: 1.000

UNIT: 1-44-5  
 S/N: 01-182  
 DATE: 2-2-95  
 BY: LS/VT



NOTE: ▲ DESIGNATES NORTHERN MOST WEST CORNER (0, 0 Reference point)

DES DPTH	ANDERSON	6-24-83	 <b>Westinghouse Electric Corporation</b> SPECIALTY METALS PLANT BLAIRSVILLE, PA. USA.
DPTH			
CHKR			
DES ENG			
MFG ENG			
QA ENG			TITLE MAIN BLDG. LAYOUT 2nd FLR. - SOUTH
APP			SCALE 25=12 SHT 1 OF 1 SHTS
			DWG NO. <b>5516D40</b>
			REV <b>03</b>

C

B

A

DWR 86

# Blairsville Point Survey Form #003

Survey Serial #:	01-183
Survey Section:	1
Survey Unit:	44
Survey Sub-unit:	6

Alpha Survey Instruments				
Inst. S/N	Inst. Code	Eff. %	Corr. Fac.	Bkg. CPM
1510	6	21.4	4.67	1


Beta Survey Instruments				
Inst. S/N	Inst. Code	Eff. %	Corr. Fac.	Bkg. CPM
1593	11	35.4	2.82	209

Gamma or Beta/Gamma Instruments			
Inst. S/N	Inst. Code	Bkg.	Detection Type
1522	22	0.01	Beta / Gamma
234	23	4	Gamma

Classification:	4
Survey Type:	Lower
Survey Date:	2/2/95
Count Date:	3/9/95

Alpha Counting Instruments				
Inst. S/N	Inst. Code	Eff. %	Corr. Fac.	Bkg. CPM
13295	2	33.88	2.95	0.28

Beta Counting Instruments				
Inst. S/N	Inst. Code	Eff. %	Corr. Fac.	Bkg. CPM
13295	3	37.13	2.69	2.06

Surveyor:	V. Taylor / L. Smith
Signature:	

Surface Description	Coordinates		Gamma at 1m	Gamma Inst.	Beta/Gamma Contact	Beta/Gamma	Contact Gross	Alpha Inst.	Contact Gross	Beta Inst.	Scan Contact Gross CPM		Removable	Alpha Count	Removable	Beta Count	Comments
	X	Y	uR/hr	Code	mR/hr	Code	1 min. Count	Code	1 min. Count	Code	Max Beta	Avg Beta	DPM/100 cm2	Code	DPM/100 cm2	Code	
Carpeted floor	1	-2	4	23	0.011	22	0	6	204	11	228	180	-0.82	2	-0.17	3	
Carpeted floor	2	-3.5	4	23	0.012	22	7	6	246	11	269	210	-0.82	2	-4.21	3	

**LB5100-W Low Background Counting System -- Smear Analysis**

Date: 3/9/95  
 Counting Unit id: 1  
 Data file name: C:\LBXL\UNIT1\B01-183.XLD  
 Batch Ended: 3/9/95 13:40  
 Crosstalk Correction: Not Applied

Alpha activity action level (DPM): 20.00  
 Beta activity action level (DPM): 200.00  
 Certainty level for MDA and flags: 95.00%  
 High Voltage Setting: 1410

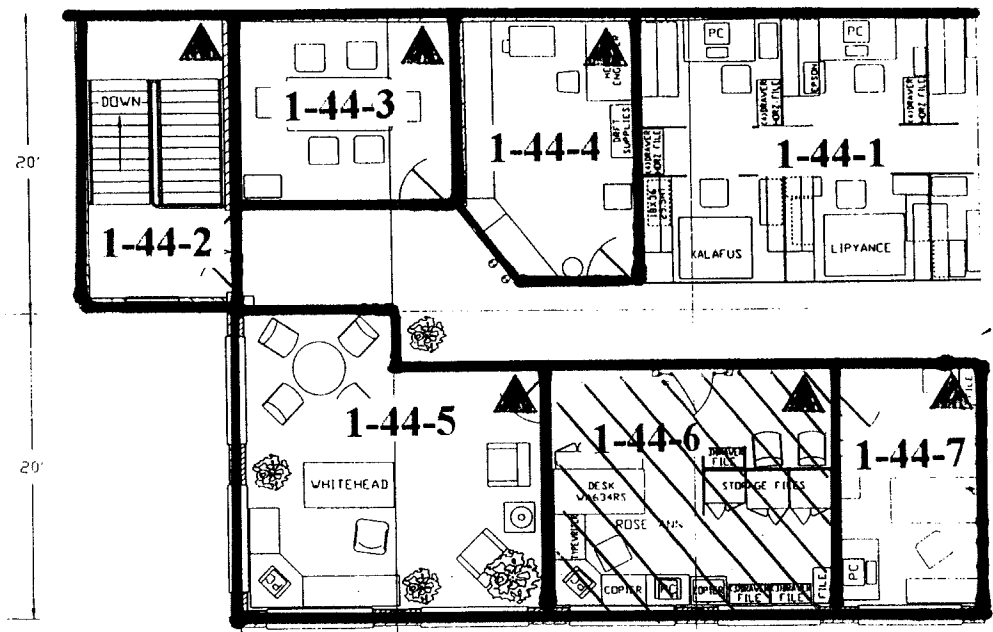
Application Revision: 3  
 Application Version: Standard

Batch ID: Blairsville 1-44-6


Carrier	Alpha Activity				Beta Activity				Count time (min)	Alpha CPM	Beta CPM	Completion Date - Time
	DPM	$\sigma$	flags	MDA	DPM	$\sigma$	flags	MDA				
13	-0.822	1.48	<MDA	7.64	-0.17	2.71	<MDA	12.71	2.00	-0.279	-0.06	3/9/95 13:38
14	-0.822	1.48	<MDA	7.64	-4.21	1.39	<MDA	12.71	2.00	-0.279	-1.56	3/9/95 13:40

Alpha efficiency log file: th230ab Alpha Efficiency: 33.88% Alpha to Beta Crosstalk: 24.12% Alpha Background (CPM): 0.278571429 Alpha Correction Factor: 1.000
Beta efficiency log file: tc99ab Beta Efficiency: 37.13% Beta into Alpha Crosstalk: 0.03% Beta Background (CPM): 2.064285714 Beta Correction Factor: 1.000

UNIT: 1-44-6  
 S/N: 01-183  
 DATE: 2-2-95  
 BY: LS/VT



NOTE: ▲ DESIGNATES NORTHERN MOST WEST CORNER (0, 0 Reference point)

DES DPTH	ANDERSON	6-24-83	 <b>Westinghouse Electric Corporation</b> SPECIALTY METALS PLANT BLAIRSVILLE, PA. USA.
DPTH			
CHKR			TITLE
DES ENG			MAIN BLDG. LAYOUT
MFG ENG			2nd FLR. - SOUTH
QA ENG			SCALE .25=12
APP			SHT 1 OF 1 SHTS
			DWG NO. <b>5516D40</b>
			REV 03

C B A DWR 86

## Blairsville Point Survey Form #003

Survey Serial #:	01-184
Survey Section:	1
Survey Unit:	44
Survey Sub-unit:	7

Alpha Survey Instruments				
Inst. S/N	Inst. Code	Eff. %	Corr. Fac.	Bkg. CPM
1510	6	21.4	4.67	1

Beta Survey Instruments				
Inst. S/N	Inst. Code	Eff. %	Corr. Fac.	Bkg. CPM
1593	11	35.4	2.82	214


Gamma or Beta/Gamma Instruments			
Inst. S/N	Inst. Code	Bkg.	Detection Type
1522	22	0.013	Beta / Gamma
234	23	4	Gamma

Classification:	4
Survey Type:	Lower

Alpha Counting Instruments				
Inst. S/N	Inst. Code	Eff. %	Corr. Fac.	Bkg. CPM
13295	2	33.88	2.95	0.28

Beta Counting Instruments				
Inst. S/N	Inst. Code	Eff. %	Corr. Fac.	Bkg. CPM
13295	3	37.13	2.69	2.06

Survey Date:	2/2/95
Count Date:	3/9/95

Surveyor:	V. Taylor / L. Smith
Signature:	

Surface Description	Coordinates		Gamma at 1m	Gamma Inst.	Beta/Gamma Contact	Beta/Gamma Code	Contact Gross 1 min. Count	Alpha Inst. Code	Contact Gross 1 min. Count	Beta Inst. Code	Scan Contact Gross CPM		Removable DPM/100 cm2	Alpha Count Code	Removable DPM/100 cm2	Beta Count Code	Comments
	X	Y	uR/hr	Code	mR/hr	Code	Alpha	Beta	Code	Code	Max Beta	Avg Beta	Alpha	Beta	Beta		
Carpeted floor	3	-2	4	23	0.016	22	0	6	176	11	286	170	-0.82	2	1.17	3	

**LB5100-W Low Background Counting System – Smear Analysis**

Date: 3/9/95  
 Counting Unit id: 1  
 Data file name: C:\LBXL\UNIT1\B01-184.XLD  
 Batch Ended: 3/9/95 13:42  
 Crosstalk Correction: Not Applied

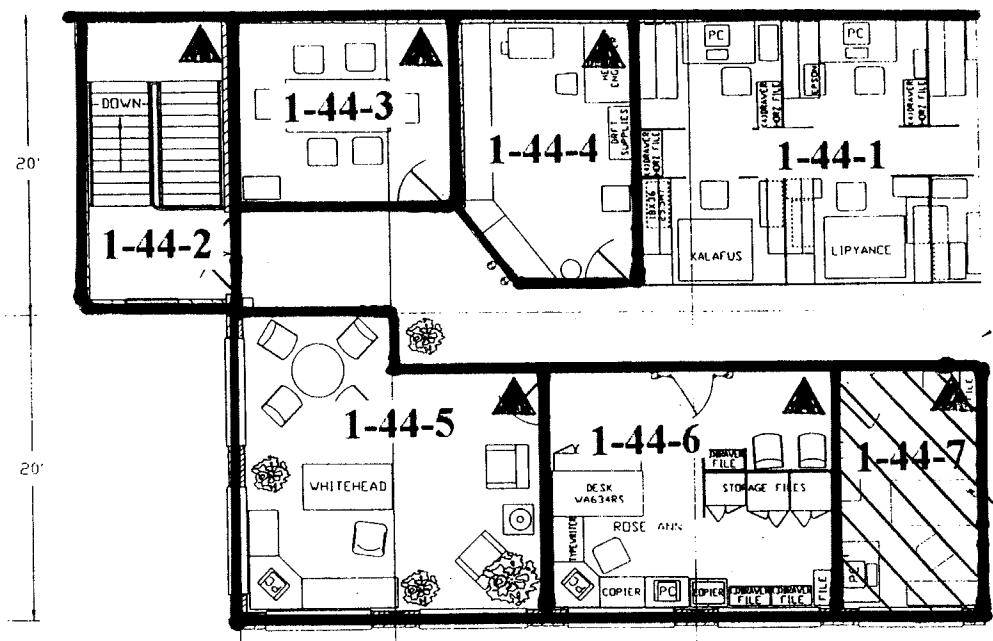
Alpha activity action level (DPM): 20.00  
 Beta activity action level (DPM): 200.00  
 Certainty level for MDA and flags: 95.00%  
 High Voltage Setting: 1410  
 Application Revision: 3  
 Application Version: Standard

Alpha efficiency log file: th230ab Alpha Efficiency: 33.88% Alpha to Beta Crosstalk: 24.12% Alpha Background (CPM): 0.278571429 Alpha Correction Factor: 1.000
Beta efficiency log file: tc99ab Beta Efficiency: 37.13% Beta into Alpha Crosstalk: 0.03% Beta Background (CPM): 2.064285714 Beta Correction Factor: 1.000


Batch ID: Blairsville 1-44-7

Carrier	Alpha Activity				Beta Activity				Count time (min)	Alpha CPM	Beta CPM	Completion Date - Time
	DPM	$\sigma$	flags	MDA	DPM	$\sigma$	flags	MDA				
15	-0.822	1.48	<MDA	7.64	1.17	3.03	<MDA	12.71	2.00	-0.279	0.44	3/9/95 13:42

UNIT: 1-44-7  
 S/N: 01-184  
 DATE: 2-2-94  
 BY: LS/UT



NOTE: ▲ DESIGNATES NORTHERN MOST WEST CORNER (0, 0 Reference point)

DES DFTM	ANDERSON	6-24-83	 <b>Westinghouse Electric Corporation</b> SPECIALTY METALS PLANT BLAIRSVILLE, PA. USA.
DFTM			
CHKR			
DES ENG			
HFG ENG			
QA ENG			
APP			TITLE MAIN BLDG. LAYOUT 2nd FLR. - SOUTH
SCALE .25=12			REV
SHT 1	OF 1	SHTS	DWG NO. <b>5516D40</b>
			03



## Blairsville Point Survey Form #003

Survey Serial #:	01-185
Survey Section:	1
Survey Unit:	44
Survey Sub-unit:	8

Alpha Survey Instruments				
Inst. S/N	Inst. Code	Eff. %	Corr. Fac.	Bkg. CPM
1510	6	21.4	4.67	2


Beta Survey Instruments				
Inst. S/N	Inst. Code	Eff. %	Corr. Fac.	Bkg. CPM
1593	11	35.4	2.82	207

Gamma or Beta/Gamma Instruments			
Inst. S/N	Inst. Code	Bkg.	Detection Type
1522	22	0.013	Beta / Gamma
234	23	4	Gamma

Classification:	4
Survey Type:	LOWER
Survey Date:	2/2/95
Count Date:	3/23/95

Alpha Counting Instruments				
Inst. S/N	Inst. Code	Eff. %	Corr. Fac.	Bkg. CPM
13295	2	33.37	3.00	0.25

Beta Counting Instruments				
Inst. S/N	Inst. Code	Eff. %	Corr. Fac.	Bkg. CPM
13295	3	37.06	2.70	1.88

Surveyor:	V. TAYLOR/L. SMITH
Signature:	

Surface Description	Coordinates		Gamma at 1m uR/hr	Gamma Inst. Code	Beta/Gamma Contact mR/hr	Beta/Gamma Code	Contact Gross 1 min. Count Alpha	Alpha Inst. Code	Contact Gross 1 min. Count Beta	Beta Inst. Code	Scan Contact Gross CPM		Removable DPM/100 cm2 Alpha	Alpha Count Code	Removable DPM/100 cm2 Beta	Beta Count Code	Comments
	X	Y									Max Beta	Avg Beta					
CARPET	1	-1	4	23	0.013	22	5	6	203	11	257	180	-0.74	2	-1.01	3	
CARPET	3.5	-1	4	23	0.009	22	0	6	194	11	256	190	0.76	2	-3.71	3	

**LB5100-W Low Background Counting System -- Smear Analysis**

Date: 3/23/95  
 Counting Unit id: 1  
 Data file name: C:\LBXL\UNIT1\B01-185.XLD  
 Batch Ended: 3/23/95 9:57  
 Crosstalk Correction: Not Applied

Alpha activity action level (DPM): 20.00  
 Beta activity action level (DPM): 200.00  
 Certainty level for MDA and flags: 95.00%  
 High Voltage Setting: 1410

Application Revision: 3  
 Application Version: Standard

Alpha efficiency log file: th230ab Alpha Efficiency: 33.37% Alpha to Beta Crosstalk: 24.79% Alpha Background (CPM): 0.246428571 Alpha Correction Factor: 1.000			
Beta efficiency log file: tc99ab Beta Efficiency: 37.06% Beta into Alpha Crosstalk: 0.03% Beta Background (CPM): 1.875 Beta Correction Factor: 1.000			
Count	Alpha	Beta	Completion
time (min)	CPM	CPM	Date - Time
2.00	-0.246	-0.38	3/23/95 9:55
2.00	0.254	-1.38	3/23/95 9:57

Batch ID: Blairsville 1-44-8

Carrier	Alpha Activity				Beta Activity			
	DPM	$\sigma$	flags	MDA	DPM	$\sigma$	flags	MDA
1	-0.738	1.50	<MDA	7.53	-1.01	2.35	<MDA	12.28
2	0.760	1.50	<MDA	7.53	-3.71	1.37	<MDA	12.28



## Blairsville Point Survey Form #003

Survey Serial #: 01-186

Survey Section: 1

Survey Unit: 44

Survey Sub-unit: 9

Classification: 4

Survey Type: LOWER

Survey Date: 2/2/95

Count Date: 3/23/95


Alpha Survey Instruments				
Inst. S/N	Inst. Code	Eff. %	Corr. Fac.	Bkg. CPM
1510	6	21.4	4.67	1

Alpha Counting Instruments				
Inst. S/N	Inst. Code	Eff. %	Corr. Fac.	Bkg. CPM
13295	2	33.37	3.00	0.25

Beta Survey Instruments				
Inst. S/N	Inst. Code	Eff. %	Corr. Fac.	Bkg. CPM
1593	11	35.4	2.82	186

Beta Counting Instruments				
Inst. S/N	Inst. Code	Eff. %	Corr. Fac.	Bkg. CPM
13295	3	37.06	2.70	1.88

Gamma or Beta/Gamma Instruments			
Inst. S/N	Inst. Code	Bkg.	Detection Type
234	23	5	Gamma
1522	22	0.013	Beta / Gamma

Surveyor: V. TAYLOR/L. SMITH  
 Signature: 

Surface Description	Coordinates		Gamma at 1m	Gamma Inst.	Beta/Gamma Contact	Beta/Gamma Code	Contact Gross 1 min. Count	Alpha Inst. Code	Contact Gross 1 min. Count	Beta Inst. Code	Scan Contact Gross CPM		Removable DPM/100 cm2	Alpha Count	Removable DPM/100 cm2	Beta Count	Comments
	X	Y	uR/hr	Code	mR/hr	Code	Alpha	Beta	Code	Max Beta	Avg Beta	Alpha	Code	Beta	Code		
CARPET	1	-1	4	23	0.011	22	0	6	184	11	268	180	-0.74	2	-3.71	3	
CARPET	3	-2	5	23	0.011	22	1	6	194	11	251	190	0.76	2	-3.71	3	

**LB5100-W Low Background Counting System -- Smear Analysis**

Date: 3/23/95  
 Counting Unit id: 1  
 Data file name: C:\LBXL\UNIT1\B01-186.XLD  
 Batch Ended: 3/23/95 10:02  
 Crosstalk Correction: Not Applied

Alpha activity action level (DPM): 20.00  
 Beta activity action level (DPM): 200.00  
 Certainty level for MDA and flags: 95.00%  
 High Voltage Setting: 1410

Application Revision: 3  
 Application Version: Standard

Batch ID: Blairsville 1-44-9

Carrier	Alpha Activity				Beta Activity			
	DPM	$\sigma$	flags	MDA	DPM	$\sigma$	flags	MDA
3	-0.738	1.50	<MDA	7.53	-3.71	1.37	<MDA	12.28
4	0.760	1.50	<MDA	7.53	-3.71	1.37	<MDA	12.28

Alpha efficiency log file: th230ab Alpha Efficiency: 33.37% Alpha to Beta Crosstalk: 24.79% Alpha Background (CPM): 0.246428571 Alpha Correction Factor: 1.000			
Beta efficiency log file: tc99ab Beta Efficiency: 37.06% Beta into Alpha Crosstalk: 0.03% Beta Background (CPM): 1.875 Beta Correction Factor: 1.000			
Count time (min)	Alpha CPM	Beta CPM	Completion Date - Time
2.00	-0.246	-1.38	3/23/95 9:59
2.00	0.254	-1.38	3/23/95 10:02



## Blairsville Point Survey Form #003

Survey Serial #:	01-187
Survey Section:	1
Survey Unit:	45
Survey Sub-unit:	10

Alpha Survey Instruments				
Inst. S/N	Inst. Code	Eff. %	Corr. Fac.	Bkg. CPM
1510	6	21.4	4.67	4


Beta Survey Instruments				
Inst. S/N	Inst. Code	Eff. %	Corr. Fac.	Bkg. CPM
1593	11	35.4	2.82	221

Gamma or Beta/Gamma Instruments			
Inst. S/N	Inst. Code	Bkg.	Detection Type
234	23	9	Gamma
1522	22	0.01	Beta / Gamma

Classification:	4
Survey Type:	LOWER
Survey Date:	2/2/95
Count Date:	3/23/95

Alpha Counting Instruments				
Inst. S/N	Inst. Code	Eff. %	Corr. Fac.	Bkg. CPM
13295	2	33.37	3.00	0.25

Beta Counting Instruments				
Inst. S/N	Inst. Code	Eff. %	Corr. Fac.	Bkg. CPM
13295	3	37.06	2.70	1.88

Surveyor:	V. TAYLOR/L. SMITH
Signature:	

Surface Description	Coordinates		Gamma at 1m	Gamma Inst.	Beta/Gamma Contact	Beta/Gamma	Contact Gross 1 min. Count	Alpha Inst.	Contact Gross 1 min. Count	Beta Inst.	Scan Contact Gross CPM		Removable DPM/100 cm2	Alpha Count	Removable DPM/100 cm2	Beta Count	Comments
	X	Y	uR/hr	Code	mR/hr	Code	Alpha	Code	Beta	Code	Max Beta	Avg Beta	Alpha	Code	Beta	Code	
CARPET	1	-1	9	23	0.014	22	0	6	275	11	360	220	-0.74	2	0.34	3	

**LB5100-W Low Background Counting System – Smear Analysis**

Date: 3/23/95  
 Counting Unit id: 1  
 Data file name: C:\LBXL\UNIT1\B01-187.XLD  
 Batch Ended: 3/23/95 10:04  
 Crosstalk Correction: Not Applied

Alpha activity action level (DPM): 20.00  
 Beta activity action level (DPM): 200.00  
 Certainty level for MDA and flags: 95.00%  
 High Voltage Setting: 1410

Application Revision: 3  
 Application Version: Standard

Batch ID: Blairsville 1-45-10

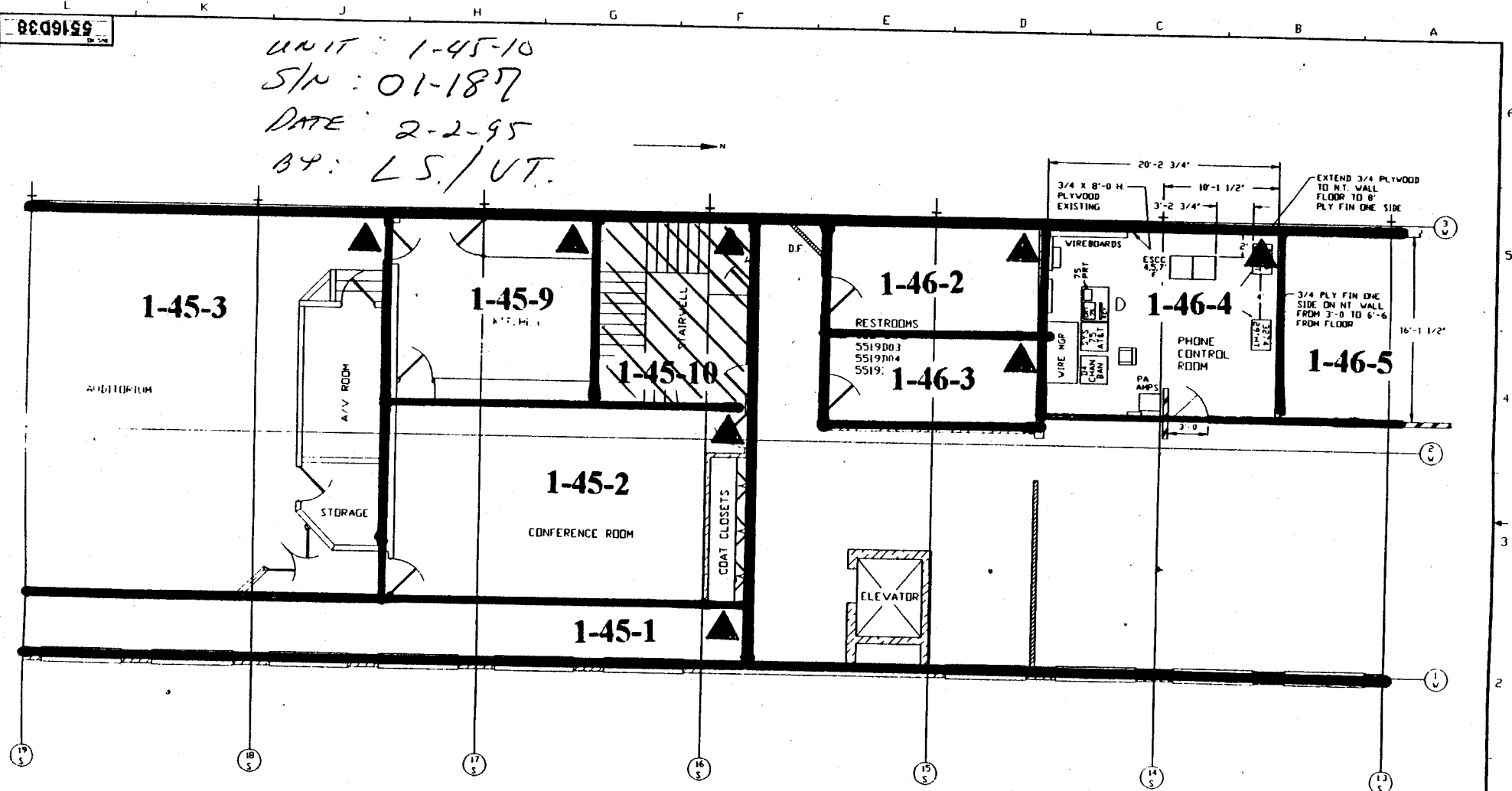
Carrier	Alpha Activity				Beta Activity				Count time (min)	Alpha CPM	Beta CPM	Completion Date - Time
	DPM	$\sigma$	flags	MDA	DPM	$\sigma$	flags	MDA				
5	-0.738	1.50	<MDA	7.53	0.34	2.71	<MDA	12.28	2.00	-0.246	0.13	3/23/95 10:04

Alpha efficiency log file: th230ab Alpha Efficiency: 33.37% Alpha to Beta Crosstalk: 24.79% Alpha Background (CPM): 0.246428571 Alpha Correction Factor: 1.000
Beta efficiency log file: tc99ab Beta Efficiency: 37.06% Beta into Alpha Crosstalk: 0.03% Beta Background (CPM): 1.875 Beta Correction Factor: 1.000



8009159

UNIT: 1-45-10  
S/N: 01-187  
DATE: 2-2-95  
BY: L.S./UT.



NOTE: ▲ DESIGNATES NORTHERN MOST WEST CORNER (0, 0 Reference point)

WESTINGHOUSE PROPRIETARY DATA

THIS DRAWING CONTAINS PROPRIETARY DATA AND IS THE PROPERTY OF WESTINGHOUSE ELECTRIC CORPORATION. IT IS TO BE USED FOR THE OPERATIONS OF THE PLANT IN WHICH IT IS INSTALLED. IT IS TO BE KEPT UNDER LOCK AND KEY AND IS NOT TO BE LOANED, REPRODUCED, COPIED, OR IN ANY MANNER USED FOR OTHER THAN THE PURPOSE FOR WHICH IT WAS ISSUED. THE PRICE OF THIS DRAWING IS \$10.00 PER SET. WESTINGHOUSE ELECTRIC CORPORATION, PITTSBURGH, PA. 15224

REV. BY: \_\_\_\_\_  
DATE: \_\_\_\_\_  
REV. BY: \_\_\_\_\_  
DATE: \_\_\_\_\_  
REV. BY: \_\_\_\_\_  
DATE: \_\_\_\_\_

**Westinghouse Electric Corporation**  
SPECIALTY METALS PLANT BRANSVILLE, PA. USA

W  
T  
E  
C

MAIN BLDG. EQUIPMENT LAYOUT  
SECOND FLOOR LOBBY

SCALE: 25' = 1"

# Blairsville Point Survey Form #003

Survey Serial #:	01-188
Survey Section:	1
Survey Unit:	45
Survey Sub-unit:	2

Alpha Survey Instruments				
Inst. S/N	Inst. Code	Eff. %	Corr. Fac.	Bkg. CPM
1510	6	21.4	4.67	2


Beta Survey Instruments				
Inst. S/N	Inst. Code	Eff. %	Corr. Fac.	Bkg. CPM
1593	11	35.4	2.82	197

Gamma or Beta/Gamma Instruments			
Inst. S/N	Inst. Code	Bkg.	Detection Type
234	23	5	Gamma
1522	22	0.01	Beta / Gamma

Classification:	4
Survey Type:	Lower
Survey Date:	2/6/95
Count Date:	3/9/95

Alpha Counting Instruments				
Inst. S/N	Inst. Code	Eff. %	Corr. Fac.	Bkg. CPM
13295	2	33.88	2.95	0.28

Beta Counting Instruments				
Inst. S/N	Inst. Code	Eff. %	Corr. Fac.	Bkg. CPM
13295	3	37.13	2.69	2.06

Surveyor:	V. Taylor / L. Smith
Signature:	

Surface Description	Coordinates		Gamma at 1m	Gamma Inst.	Beta/Gamma Contact	Beta/Gamma Code	Contact Gross 1 min. Count	Alpha Inst. Code	Contact Gross 1 min. Count	Beta Inst. Code	Scan Contact Gross CPM		Removable DPM/100 cm2	Alpha Count Code	Removable DPM/100 cm2	Beta Count Code	Comments
	X	Y	uR/hr	Code	mR/hr	Code	Alpha	Beta	Code	Code	Max Beta	Avg Beta	Alpha	Beta	Beta		
Carpeted floor	2	-2	5	23	0.009	22	1	6	185	11	288	190	0.65	2	1.17	3	
Carpeted floor	0.5	-4	6	23	0.01	22	2	6	213	11	223	180	-0.82	2	-1.52	3	
Carpeted floor	0.5	-6	6	23	0.013	22	1	6	199	11	236	190	-0.82	2	1.17	3	
Carpeted floor	1	-8	5	23	0.01	22	2	6	195	11	220	180	-0.82	2	-1.52	3	
Carpeted floor	3	-8	5	23	0.01	22	1	6	207	11	279	190	-0.82	2	-1.52	3	
Carpeted floor	4	-6	5	23	0.014	22	0	6	196	11	225	160	-0.82	2	5.21	3	
Carpeted floor	4	-4	6	23	0.008	22	1	6	214	11	267	190	-0.82	2	-0.17	3	

**LB5100-W Low Background Counting System -- Smear Analysis**

Date: 3/9/95  
 Counting Unit id: 1  
 Data file name: C:\LBXL\UNIT1\B01-188.XLD  
 Batch Ended: 3/9/95 13:24  
 Crosstalk Correction: Not Applied

Alpha activity action level (DPM): 20.00  
 Beta activity action level (DPM): 200.00  
 Certainty level for MDA and flags: 95.00%  
 High Voltage Setting: 1410

Application Revision: 3  
 Application Version: Standard

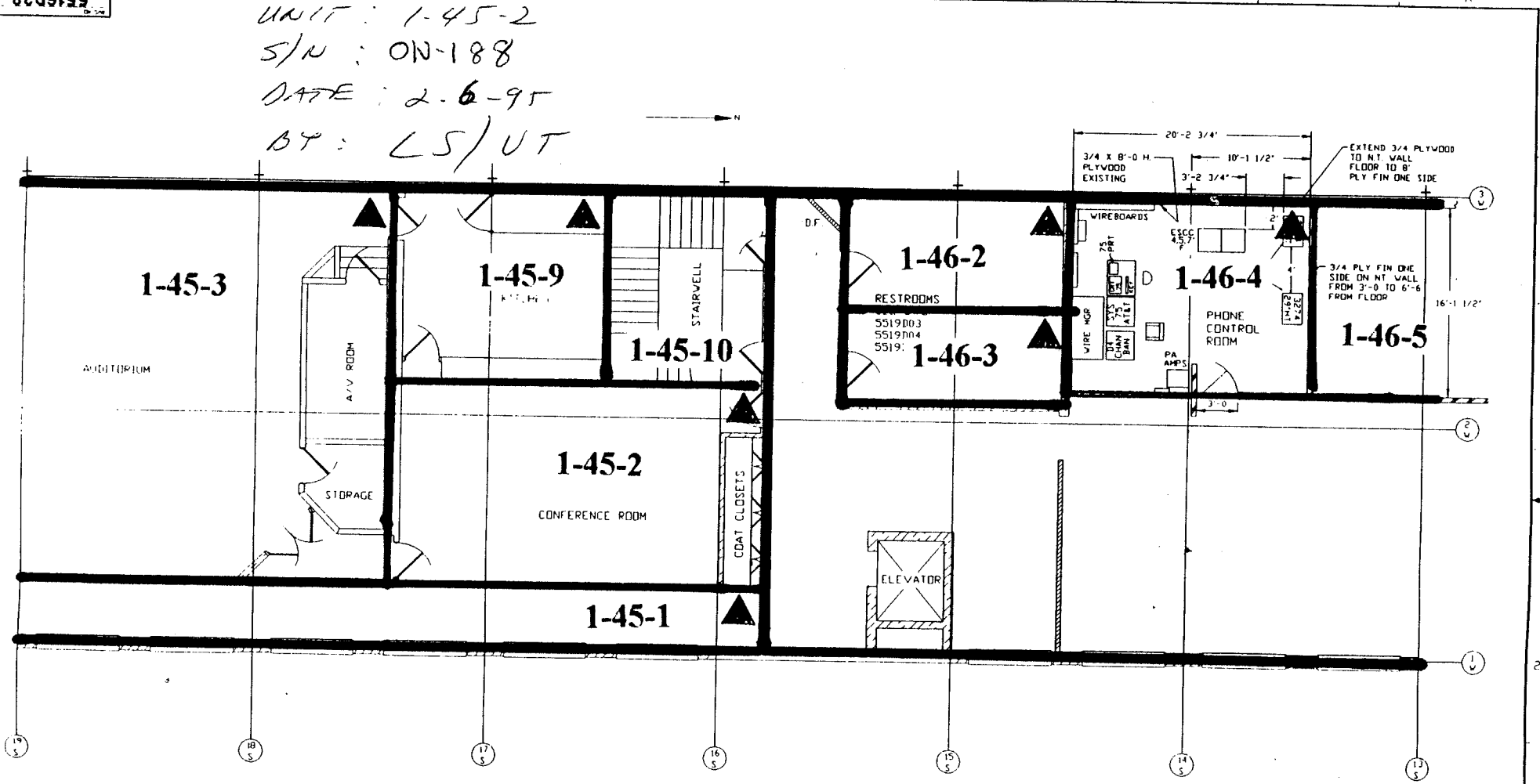
Alpha efficiency log file: th230ab Alpha Efficiency: 33.88% Alpha to Beta Crosstalk: 24.12% Alpha Background (CPM): 0.278571429 Alpha Correction Factor: 1.000			
Beta efficiency log file: tc99ab Beta Efficiency: 37.13% Beta into Alpha Crosstalk: 0.03% Beta Background (CPM): 2.064285714 Beta Correction Factor: 1.000			
Count time (min)	Alpha CPM	Beta CPM	Completion Date - Time
2.00	0.221	0.44	3/9/95 13:11
2.00	-0.279	-0.56	3/9/95 13:13
2.00	-0.279	0.44	3/9/95 13:16
2.00	-0.279	-0.56	3/9/95 13:18
2.00	-0.279	-0.56	3/9/95 13:20
2.00	-0.279	1.94	3/9/95 13:22
2.00	-0.279	-0.06	3/9/95 13:24

Batch ID: Blairsville 1-45-2

Carrier	Alpha Activity				Beta Activity			
	DPM	$\sigma$	flags	MDA	DPM	$\sigma$	flags	MDA
1	0.654	1.48	<MDA	7.64	1.17	3.03	<MDA	12.71
2	-0.822	1.48	<MDA	7.64	-1.52	2.36	<MDA	12.71
3	-0.822	1.48	<MDA	7.64	1.17	3.03	<MDA	12.71
4	-0.822	1.48	<MDA	7.64	-1.52	2.36	<MDA	12.71
5	-0.822	1.48	<MDA	7.64	-1.52	2.36	<MDA	12.71
6	-0.822	1.48	<MDA	7.64	5.21	3.82	<AL	12.71
7	-0.822	1.48	<MDA	7.64	-0.17	2.71	<MDA	12.71

8809159

UNIT: 1-45-2  
S/N: ON-188  
DATE: 2-6-95  
BY: LS/UT



NOTE: ▲ DESIGNATES NORTHERN MOST WEST CORNER (0, 0 Reference point)

WESTINGHOUSE PROPRIETARY DATA THIS DOCUMENT CONTAINS PROPRIETARY INFORMATION OF THE WESTINGHOUSE ELECTRIC CORPORATION AND IS THE PROPERTY OF WESTINGHOUSE. IT IS TO BE KEPT UNDER LOCK AND KEY. IT IS TO BE RETURNED TO THE COMPANY OR DESTROYED WITHOUT THE PRIOR WRITTEN PERMISSION OF THE WESTINGHOUSE ELECTRIC CORPORATION.	DESIGNED BY: _____ DATE: _____ DRAWN BY: _____ DATE: _____ CHECKED BY: _____ DATE: _____	TITLE: <b>MAIN BLDG. EQUIPMENT LAYOUT</b> <b>SECOND FLOOR LOBBY</b> SCALE: 1/8" = 1'-0"
	<b>Westinghouse Electric Corporation</b> SPECIALTY METALS PLANT BIRLSVILLE PA USA	

## Blairsville Point Survey Form #003

Survey Serial #:	01-189
Survey Section:	1
Survey Unit:	45
Survey Sub-unit:	9

Alpha Survey Instruments				
Inst. S/N	Inst. Code	Eff. %	Corr. Fac.	Bkg. CPM
1510	6	21.4	4.67	2


Beta Survey Instruments				
Inst. S/N	Inst. Code	Eff. %	Corr. Fac.	Bkg. CPM
1593	11	35.4	2.82	227

Gamma or Beta/Gamma Instruments			
Inst. S/N	Inst. Code	Bkg.	Detection Type
234	23	6	Gamma
1522	22	0.011	Beta / Gamma

Classification:	4
Survey Type:	LOWER

Alpha Counting Instruments				
Inst. S/N	Inst. Code	Eff. %	Corr. Fac.	Bkg. CPM
13295	2	33.37	3.00	0.25

Beta Counting Instruments				
Inst. S/N	Inst. Code	Eff. %	Corr. Fac.	Bkg. CPM
13295	3	37.06	2.70	1.88

Surveyor:	V. TAYLOR/L. SMITH
Signature:	

Surface Description	Coordinates		Gamma at 1m uR/hr	Gamma Inst. Code	Beta/Gamma Contact mR/hr	Beta/Gamma Code	Contact Gross 1 min. Count Alpha	Alpha Inst. Code	Contact Gross 1 min. Count Beta	Beta Inst. Code	Scan Contact Gross CPM		Removable DPM/100 cm2 Alpha	Alpha Count Code	Removable DPM/100 cm2 Beta	Beta Count Code	Comments
	X	Y									Max Beta	Avg Beta					
WOOD FLOOR	2	-2	6	23	0.014	22	5	6	199	11	238	170	-0.74	2	-1.01	3	
WOOD FLOOR	1	-4.5	6	23	0.008	22	0	6	203	11	269	200	-0.74	2	-1.01	3	

**LB5100-W Low Background Counting System -- Smear Analysis**

Date: 3/23/95  
 Counting Unit id: 1  
 Data file name: C:\LBXL\UNIT1\B01-189.XLD  
 Batch Ended: 3/23/95 10:08  
 Crosstalk Correction: Not Applied

Alpha activity action level (DPM): 20.00  
 Beta activity action level (DPM): 200.00  
 Certainty level for MDA and flags: 95.00%  
 High Voltage Setting: 1410

Application Revision: 3  
 Application Version: Standard

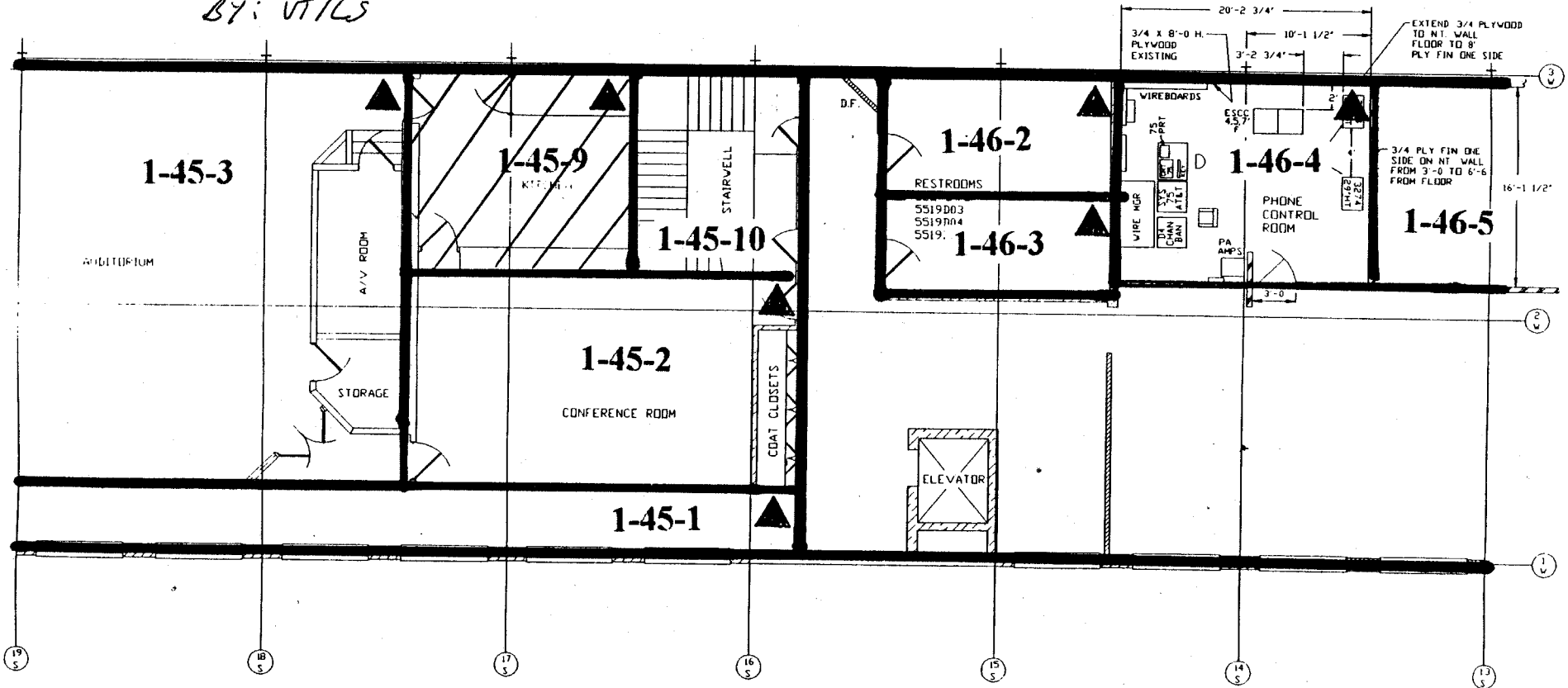
Batch ID: Blairsville 1-45-9

Carrier	Alpha Activity				Beta Activity			
	DPM	$\sigma$	flags	MDA	DPM	$\sigma$	flags	MDA
6	-0.738	1.50	<MDA	7.53	-1.01	2.35	<MDA	12.28
7	-0.738	1.50	<MDA	7.53	-1.01	2.35	<MDA	12.28

Alpha efficiency log file: th230ab Alpha Efficiency: 33.37% Alpha to Beta Crosstalk: 24.79% Alpha Background (CPM): 0.246428571 Alpha Correction Factor: 1.000			
Beta efficiency log file: tc99ab Beta Efficiency: 37.06% Beta into Alpha Crosstalk: 0.03% Beta Background (CPM): 1.875 Beta Correction Factor: 1.000			
Count time (min)	Alpha CPM	Beta CPM	Completion Date - Time
2.00	-0.246	-0.38	3/23/95 10:06
2.00	-0.246	-0.38	3/23/95 10:08

5516D38

UNIT: 1-45-9  
 SIN: 01-189  
 DATE: 2-6-95  
 BY: VT/LS



NOTE: ▲ DESIGNATES NORTHERN MOST WEST CORNER (0, 0 Reference point)

WESTINGHOUSE PROPRIETARY DATA

THIS DOCUMENT CONTAINS PROPRIETARY DATA THE CONFIDENTIALITY OF WHICH IS THE PROPERTY OF WESTINGHOUSE ELECTRIC CORPORATION. IT IS LOANED TO YOU BY LICENSE AND IS TO BE RETURNED TO THE COMPANY AND NOT BE USED FOR OTHER THAN THE PURPOSE FOR WHICH IT WAS LOANED. THE PROVISIONS OF THIS LICENSE APPLY TO ALL REPRODUCTIONS OF THIS DOCUMENT.

DESIGNED BY ANDERSON

DATE: 06-20-81  
 DRAWN BY: [blank]  
 CHECKED BY: [blank]  
 APPROVED BY: [blank]

Westinghouse Electric Corporation  
 SPECIALTY METALS PLANT, BLAIRSVILLE, PA, USA

TITLE: MAIN BLDG. EQUIPMENT LAYOUT  
 SECOND FLOOR LOBBY

SCALE: AS SHOWN  
 SHEET 1 OF 1 SHEETS  
 DRAWING NO. 5516D38

## Blairsville Point Survey Form #003

Survey Serial #:	01-190
Survey Section:	1
Survey Unit:	46
Survey Sub-unit:	3

Alpha Survey Instruments				
Inst. S/N	Inst. Code	Eff. %	Corr. Fac.	Bkg. CPM
1510	6	21.4	4.67	2


Beta Survey Instruments				
Inst. S/N	Inst. Code	Eff. %	Corr. Fac.	Bkg. CPM
1593	11	35.4	2.82	342

Gamma or Beta/Gamma Instruments			
Inst. S/N	Inst. Code	Bkg.	Detection Type
234	23	10	Gamma
1522	22	0.023	Beta / Gamma

Classification:	4
Survey Type:	LOWER
Survey Date:	2/6/95
Count Date:	3/23/95

Alpha Counting Instruments				
Inst. S/N	Inst. Code	Eff. %	Corr. Fac.	Bkg. CPM
13295	2	33.37	3.00	0.25

Beta Counting Instruments				
Inst. S/N	Inst. Code	Eff. %	Corr. Fac.	Bkg. CPM
13295	3	37.06	2.70	1.88

Surveyor:	V. TAYLOR/L. SMITH
Signature:	

Surface Description	Coordinates		Gamma at 1m	Gamma Inst.	Beta/Gamma Contact	Beta/Gamma	Contact Gross 1 min. Count	Alpha Inst.	Contact Gross 1 min. Count	Beta Inst.	Scan Contact Gross CPM		Removable DPM/100 cm2	Alpha Count	Removable DPM/100 cm2	Beta Count	Comments
	X	Y	uR/hr	Code	mR/hr	Code	Alpha	Beta	Code	Max Beta	Avg Beta	Alpha	Beta	Code			
MOSAIC TILE	1	-2	10	23	0.012	22	6	6	524	11	540	425	2.26	2	-1.01	3	
MOSAIC TILE	1	-3	11	23	0.021	22	3	6	582	11	567	460	0.76	2	-3.71	3	



**LB5100-W Low Background Counting System – Smear Analysis**

Date: 3/23/95  
 Counting Unit Id: 1  
 Data file name: C:\LBXL\UNIT1\B01-190.XLD  
 Batch Ended: 3/23/95 10:13  
 Crosstalk Correction: Not Applied

Alpha activity action level (DPM): 20.00  
 Beta activity action level (DPM): 200.00  
 Certainty level for MDA and flags: 95.00%  
 High Voltage Setting: 1410

Application Revision: 3  
 Application Version: Standard

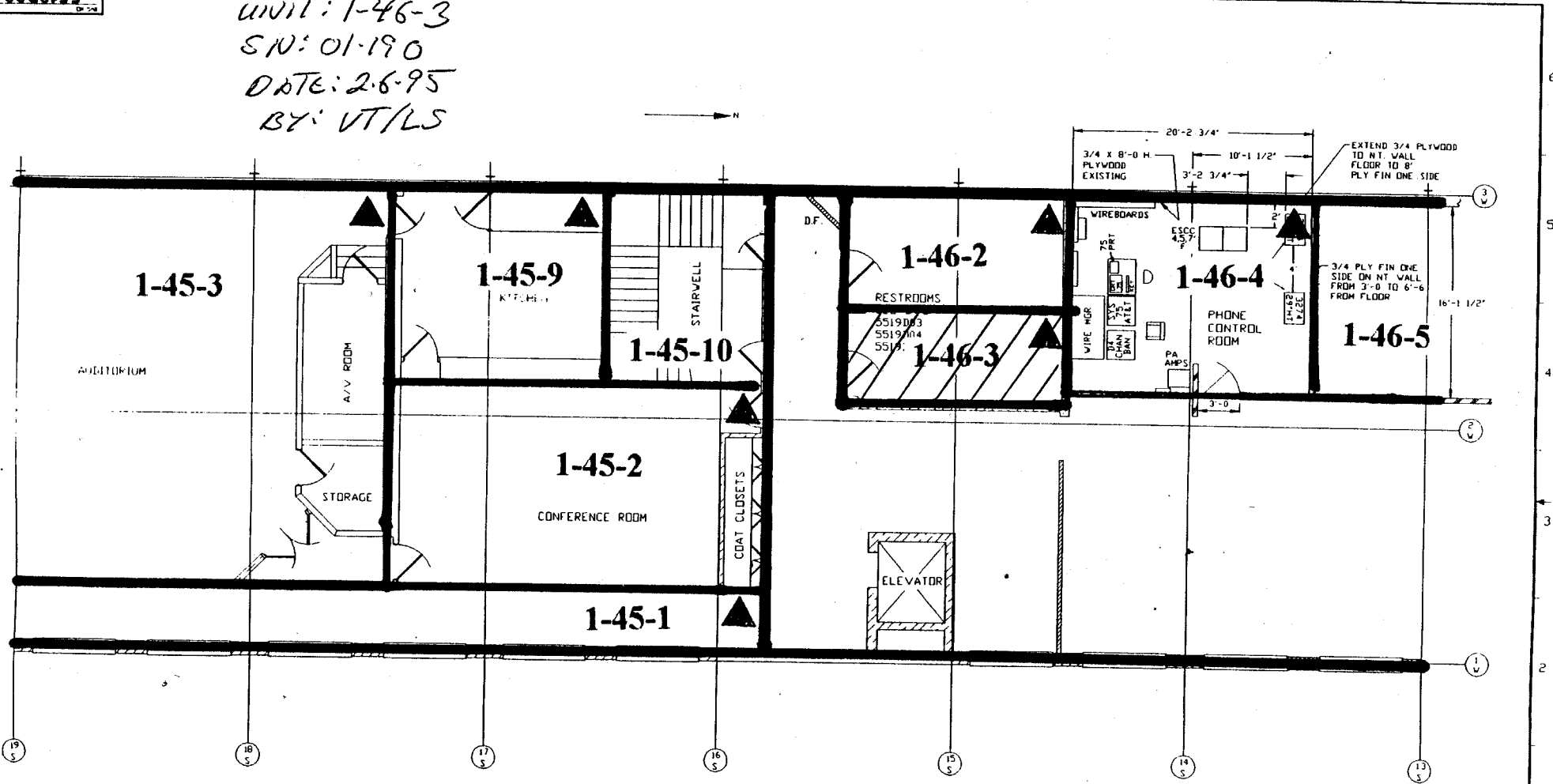
Batch ID: Blairsville 1-46-3

Carrier	Alpha Activity				Beta Activity			
	DPM	$\sigma$	flags	MDA	DPM	$\sigma$	flags	MDA
8	2.258	2.12	<AL	7.53	-1.01	2.35	<MDA	12.28
9	0.760	1.50	<MDA	7.53	-3.71	1.37	<MDA	12.28

Alpha efficiency log file: th230ab Alpha Efficiency: 33.37% Alpha to Beta Crosstalk: 24.79% Alpha Background (CPM): 0.246428571 Alpha Correction Factor: 1.000			
Beta efficiency log file: tc99ab Beta Efficiency: 37.06% Beta into Alpha Crosstalk: 0.03% Beta Background (CPM): 1.875 Beta Correction Factor: 1.000			
Count time (min)	Alpha CPM	Beta CPM	Completion Date - Time
2.00	0.754	-0.38	3/23/95 10:11
2.00	0.254	-1.38	3/23/95 10:13

5516D38

UNIT: 1-46-3  
 SN: 01-190  
 DATE: 2-6-95  
 BY: VT/LS



NOTE: ▲ DESIGNATES NORTHERN MOST WEST CORNER (0, 0 Reference point)

WESTINGHOUSE PROPRIETARY DATA		DESIGNED BY ANDERSON	DATE 06/20/81
THIS DOCUMENT CONTAINS PROPRIETARY AND CONFIDENTIAL INFORMATION OF THE WESTINGHOUSE ELECTRIC CORPORATION. IT IS LOANED TO YOU BY THE WESTINGHOUSE ELECTRIC CORPORATION. IT IS TO BE KEPT UNDER LOCK AND KEY AND IS NOT TO BE REPRODUCED OR TRANSMITTED IN ANY FORM OR BY ANY MEANS WITHOUT THE PRIOR WRITTEN PERMISSION OF THE WESTINGHOUSE NUCLEAR FUEL OPERATIONS DIVISION.		<b>Westinghouse Electric Corporation</b> SPECIALTY METALS PLANT, BLAIRSVILLE, PA, USA	
		TITLE: MAIN BLDG. EQUIPMENT LAYOUT SECOND FLOOR LOBBY	
		SCALE: 25' = 1"	DATE: 06/20/81
		SHEET 1 OF 1 SHEETS	5516D38

## Blairsville Point Survey Form #003

Survey Serial #:	01-191
Survey Section:	1
Survey Unit:	15
Survey Sub-unit:	1

Alpha Survey Instruments				
Inst. S/N	Inst. Code	Eff. %	Corr. Fac.	Bkg. CPM
1510	6	21.4	4.67	1


Beta Survey Instruments				
Inst. S/N	Inst. Code	Eff. %	Corr. Fac.	Bkg. CPM
1593	11	35.4	2.82	183

Gamma or Beta/Gamma Instruments			
Inst. S/N	Inst. Code	Bkg.	Detection Type

Classification:	4
Survey Type:	LOWER WALL

Alpha Counting Instruments				
Inst. S/N	Inst. Code	Eff. %	Corr. Fac.	Bkg. CPM
13295	2	33.37	3.00	0.25

Beta Counting Instruments				
Inst. S/N	Inst. Code	Eff. %	Corr. Fac.	Bkg. CPM
13295	3	37.06	2.70	1.88

Surveyor:	V. TAYLOR L. SMITH
Signature:	

Surface Description	Coordinates		Gamma at 1m	Gamma Inst.	Beta/Gamma Contact	Beta/Gamma Code	Contact Gross 1 min. Count	Alpha Inst.	Contact Gross 1 min. Count	Beta Inst.	Scan Contact Gross CPM		Removable DPM/100 cm2	Alpha Count	Removable DPM/100 cm2	Beta Count	Comments
	X	Y	uR/hr	Code	mR/hr	Code	Alpha	Beta	Code	Max Beta	Avg Beta	Alpha	Code	Beta	Code		
PAINTED BLOCK	1	2	N/A	N/A	N/A	N/A	3	6	225	11	283	200	0.76	2	-1.01	3	EAST WALL
PAINTED BLOCK	2	1	N/A	N/A	N/A	N/A	4	6	183	11	244	170	-0.74	2	3.04	3	EAST WALL
PAINTED BLOCK	4	1	N/A	N/A	N/A	N/A	3	6	182	11	300	190	-0.74	2	0.34	3	EAST WALL
PAINTED BLOCK	6	2	N/A	N/A	N/A	N/A	1	6	240	11	312	210	-0.74	2	3.04	3	EAST WALL
PAINTED BLOCK	8	2	N/A	N/A	N/A	N/A	2	6	244	11	364	220	-0.74	2	-2.36	3	EAST WALL
PAINTED BLOCK	9	1	N/A	N/A	N/A	N/A	0	6	181	11	317	190	-0.74	2	0.34	3	EAST WALL
PAINTED BLOCK	11	2	N/A	N/A	N/A	N/A	2	6	282	11	270	240	-0.74	2	-1.01	3	EAST WALL
PAINTED BLOCK	1	2	N/A	N/A	N/A	N/A	2	6	228	11	285	220	-0.74	2	-3.71	3	WEST WALL
PAINTED BLOCK	3	1	N/A	N/A	N/A	N/A	1	6	248	11	327	220	-0.74	2	-1.01	3	WEST WALL
PAINTED BLOCK	2	2	N/A	N/A	N/A	N/A	1	6	170	11	298	215	2.26	2	-2.36	3	NORTH WALL
PAINTED BLOCK	4	1	N/A	N/A	N/A	N/A	2	6	221	11	309	220	-0.74	2	0.34	3	NORTH WALL
PAINTED BLOCK	8	1	N/A	N/A	N/A	N/A	1	6	246	11	323	230	0.76	2	1.69	3	NORTH WALL
PAINTED BLOCK	10	2	N/A	N/A	N/A	N/A	1	6	206	11	281	210	0.76	2	-2.36	3	NORTH WALL
PAINTED BLOCK	14	1	N/A	N/A	N/A	N/A	5	6	240	11	325	230	-0.74	2	-2.36	3	NORTH WALL
PAINTED BLOCK	16	1	N/A	N/A	N/A	N/A	3	6	215	11	249	180	-0.74	2	-1.01	3	NORTH WALL

**LB5100-W Low Background Counting System -- Smear Analysis**

Date: 3/23/95  
 Counting Unit id: 1  
 Data file name: C:\LBXL\UNIT1\B01-191.XLD  
 Batch Ended: 3/23/95 10:48  
 Crosstalk Correction: Not Applied

Alpha activity action level (DPM): 20.00  
 Beta activity action level (DPM): 200.00  
 Certainty level for MDA and flags: 95.00%  
 High Voltage Setting: 1410

Application Revision: 3

Application Version: Standard

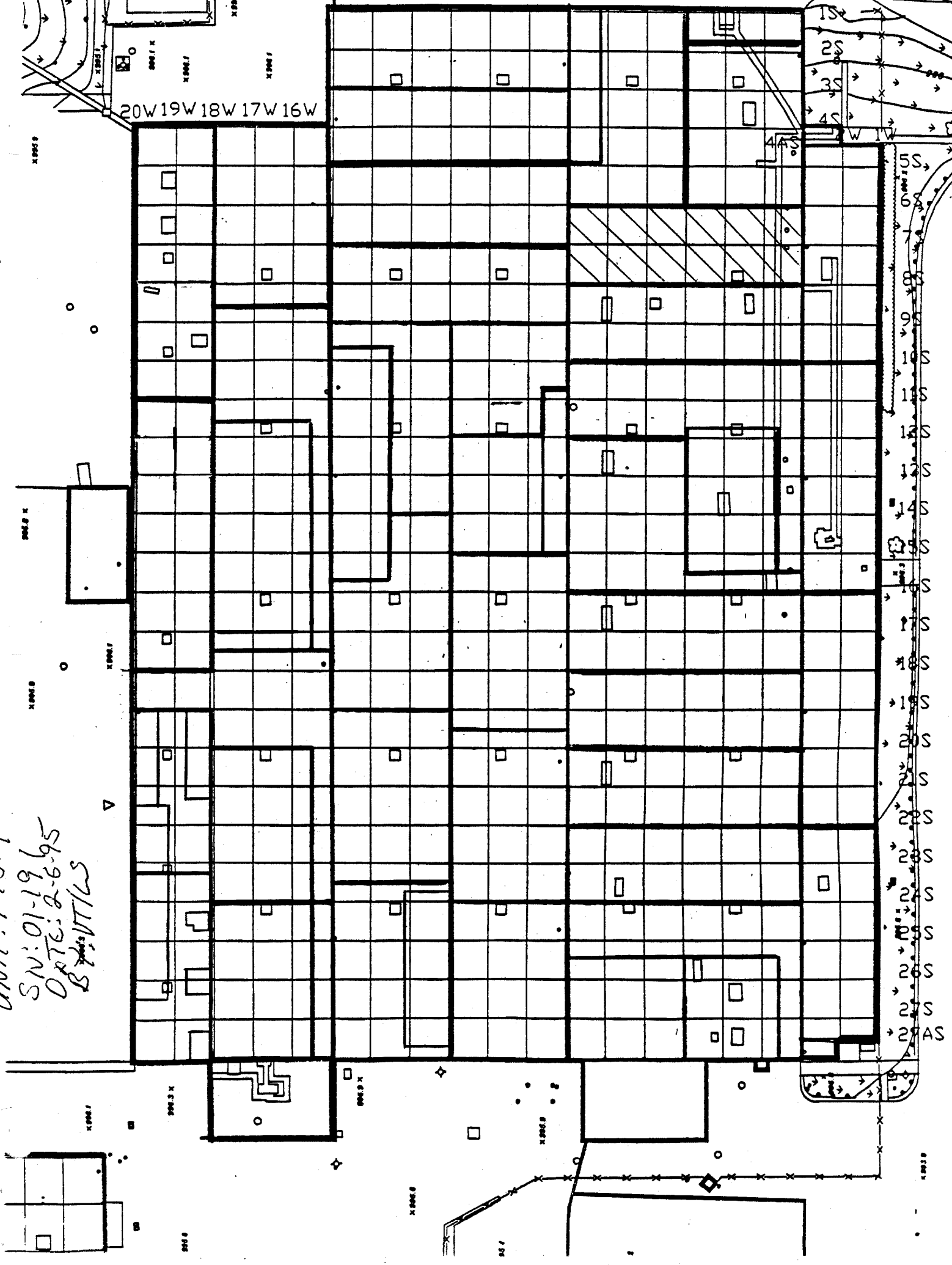
Batch ID: Blairsville 1-15-1

Alpha efficiency log file: th230ab Alpha Efficiency: 33.37% Alpha to Beta Crosstalk: 24.79% Alpha Background (CPM): 0.246428571 Alpha Correction Factor: 1.000			
Beta efficiency log file: tc99ab Beta Efficiency: 37.06% Beta into Alpha Crosstalk: 0.03% Beta Background (CPM): 1.875 Beta Correction Factor: 1.000			
Count time (min)	Alpha CPM	Beta CPM	Completion Date - Time
2.00	0.254	-0.38	3/23/95 10:15
2.00	-0.246	1.13	3/23/95 10:17
2.00	-0.246	0.13	3/23/95 10:19
2.00	-0.246	1.13	3/23/95 10:22
2.00	-0.246	-0.88	3/23/95 10:24
2.00	-0.246	0.13	3/23/95 10:26
2.00	-0.246	-0.38	3/23/95 10:28
2.00	-0.246	-1.38	3/23/95 10:30
2.00	-0.246	-0.38	3/23/95 10:33
2.00	0.754	-0.88	3/23/95 10:35
2.00	-0.246	0.13	3/23/95 10:37
2.00	0.254	0.63	3/23/95 10:39
2.00	0.254	-0.88	3/23/95 10:41
2.00	-0.246	-0.88	3/23/95 10:43
2.00	-0.246	-0.38	3/23/95 10:46
2.00	-0.246	0.13	3/23/95 10:48

Carrier	Alpha Activity				Beta Activity			
	DPM	$\sigma$	flags	MDA	DPM	$\sigma$	flags	MDA
10	0.760	1.50	<MDA	7.53	-1.01	2.35	<MDA	12.28
11	-0.738	1.50	<MDA	7.53	3.04	3.31	<MDA	12.28
12	-0.738	1.50	<MDA	7.53	0.34	2.71	<MDA	12.28
13	-0.738	1.50	<MDA	7.53	3.04	3.31	<MDA	12.28
14	-0.738	1.50	<MDA	7.53	-2.36	1.92	<MDA	12.28
15	-0.738	1.50	<MDA	7.53	0.34	2.71	<MDA	12.28
16	-0.738	1.50	<MDA	7.53	-1.01	2.35	<MDA	12.28
17	-0.738	1.50	<MDA	7.53	-3.71	1.37	<MDA	12.28
18	-0.738	1.50	<MDA	7.53	-1.01	2.35	<MDA	12.28
19	2.258	2.12	<AL	7.53	-2.36	1.92	<MDA	12.28
20	-0.738	1.50	<MDA	7.53	0.34	2.71	<MDA	12.28
21	0.760	1.50	<MDA	7.53	1.69	3.03	<MDA	12.28
22	0.760	1.50	<MDA	7.53	-2.36	1.92	<MDA	12.28
23	-0.738	1.50	<MDA	7.53	-2.36	1.92	<MDA	12.28
24	-0.738	1.50	<MDA	7.53	-1.01	2.35	<MDA	12.28
25	-0.738	1.50	<MDA	7.53	0.34	2.71	<MDA	12.28

20W19W18W17W16W

UNIT: 1-15-1  
SN: 01-19-65  
DATE: 2-6-95  
BY: NTLS



1S  
2S  
3S  
4S  
5S  
6S  
7S  
8S  
9S  
10S  
11S  
12S  
13S  
14S  
15S  
16S  
17S  
18S  
19S  
20S  
21S  
22S  
23S  
24S  
25S  
26S  
27S  
28S  
29AS

X 2005.9

X 2004.8

X 2005.8

X 2004.7

X 2004.3

X 2004.9

X 2004.6

X 2004.4

X 2004.5

X 2005.1

X 2005.1

X 2005.1

X 2005.1

X 2005.1

X 2005.1

X 2005.1

X 2005.1

X 2005.1

X 2005.1

X 2005.1

X 2005.1

X 2005.1

X 2005.1

X 2005.1

X 2005.1

X 2005.1

X 2005.1

X 2005.1

X 2005.1

X 2005.1

X 2005.1

X 2005.1

X 2005.1

X 2005.1

X 2005.1

X 2005.1

X 2005.1

X 2005.1

O

O

O

O

O

O

O

O

O

O

O

O

O

O

O

O

O

O

O

O

O

O

O

O

O

O

O

O

O

O

O

O


O

O

O

O

O



# Blairsville Point Survey Form #003

Survey Serial #:	01-192
Survey Section:	1
Survey Unit:	14
Survey Sub-unit:	1

Alpha Survey Instruments				
Inst. S/N	Inst. Code	Eff. %	Corr. Fac.	Bkg. CPM
1510	6	21.4	4.67	2


Beta Survey Instruments				
Inst. S/N	Inst. Code	Eff. %	Corr. Fac.	Bkg. CPM
1593	11	35.4	2.82	234

Gamma or Beta/Gamma Instruments			
Inst. S/N	Inst. Code	Bkg.	Detection Type

Classification:	4
Survey Type:	lower

Alpha Counting Instruments				
Inst. S/N	Inst. Code	Eff. %	Corr. Fac.	Bkg. CPM
13295	2	33.37	3.00	0.25

Beta Counting Instruments				
Inst. S/N	Inst. Code	Eff. %	Corr. Fac.	Bkg. CPM
13295	3	37.06	2.70	1.88

Surveyor:	V. TAYLOR
Signature:	

Surface Description	Coordinates		Gamma at 1m	Gamma Inst.	Beta/Gamma Contact	Beta/Gamma	Contact Gross 1 min. Count	Alpha Inst.	Contact Gross 1 min. Count	Beta Inst.	Scan Contact Gross CPM		Removable DPM/100 cm2	Alpha Count	Removable DPM/100 cm2	Beta Count	Comments
	X	Y	uR/hr	Code	mR/hr	Code	Alpha	Beta	Code	Code	Max Beta	Avg Beta	Alpha	Beta	Code		
PAINTED BLOCK	2	1	N/A	N/A	N/A	N/A	1	6	247	11	408	240	-0.74	2	-3.71	3	EAST WALL
PAINTED BLOCK	4	2	N/A	N/A	N/A	N/A	3	6	266	11	308	230	-0.74	2	-1.01	3	EAST WALL
PAINTED BLOCK	5	2	N/A	N/A	N/A	N/A	2	6	245	11	334	220	-0.74	2	-2.36	3	EAST WALL
PAINTED BLOCK	7	2	N/A	N/A	N/A	N/A	2	6	258	11	295	220	-0.74	2	-5.06	3	EAST WALL
PAINTED BLOCK	8	1	N/A	N/A	N/A	N/A	4	6	173	11	224	180	-0.74	2	-1.01	3	EAST WALL
PAINTED BLOCK	9	1	N/A	N/A	N/A	N/A	2	6	193	11	267	170	-0.74	2	-2.36	3	EAST WALL
PAINTED BLOCK	10	2	N/A	N/A	N/A	N/A	1	6	208	11	326	200	0.76	2	-2.36	3	EAST WALL
PAINTED BLOCK	2	1	N/A	N/A	N/A	N/A	0	6	209	11	328	240	-0.74	2	-2.36	3	WEST WALL
PAINTED BLOCK	4	2	N/A	N/A	N/A	N/A	3	6	233	11	288	220	-0.74	2	0.34	3	WEST WALL
PAINTED BLOCK	6	1	N/A	N/A	N/A	N/A	1	6	234	11	324	210	0.76	2	4.39	3	WEST WALL
PAINTED BLOCK	10	2	N/A	N/A	N/A	N/A	0	6	237	11	285	230	0.76	2	3.04	3	WEST WALL
PAINTED BLOCK	11	1	N/A	N/A	N/A	N/A	4	6	234	11	322	220	0.76	2	-1.01	3	WEST WALL
PAINTED BLOCK	12	2	N/A	N/A	N/A	N/A	0	6	214	11	310	200	-0.74	2	3.04	3	WEST WALL
PAINTED BLOCK	1	1	N/A	N/A	N/A	N/A	3	6	224	11	293	230	-0.74	2	-1.01	3	WEST WALL

**LB5100-W Low Background Counting System – Smear Analysis**

Date: 3/27/95  
 Counting Unit id: 1  
 Data file name: C:\LBXLUNIT1\B01-192.XLD  
 Batch Ended: 3/27/95 8:47  
 Crosstalk Correction: Not Applied

Alpha activity action level (DPM): 20.00  
 Beta activity action level (DPM): 200.00  
 Certainty level for MDA and flags: 95.00%  
 High Voltage Setting: 1410

Application Revision: 3  
 Application Version: Standard

Batch ID: Blairsville 1-14-1

Alpha efficiency log file: th230ab Alpha Efficiency: 33.37% Alpha to Beta Crosstalk: 24.79% Alpha Background (CPM): 0.246428571 Alpha Correction Factor: 1.000			
Beta efficiency log file: tc99ab Beta Efficiency: 37.06% Beta into Alpha Crosstalk: 0.03% Beta Background (CPM): 1.875 Beta Correction Factor: 1.000			
Count time (min)	Alpha CPM	Beta CPM	Completion Date - Time
2.00	-0.246	-1.38	3/27/95 8:19
2.00	-0.246	-0.38	3/27/95 8:21
2.00	-0.246	-0.88	3/27/95 8:23
2.00	-0.246	-1.88	3/27/95 8:25
2.00	-0.246	-0.38	3/27/95 8:27
2.00	-0.246	-0.88	3/27/95 8:30
2.00	0.254	-0.88	3/27/95 8:32
2.00	-0.246	-0.88	3/27/95 8:34
2.00	-0.246	0.13	3/27/95 8:36
2.00	0.254	1.63	3/27/95 8:38
2.00	0.254	1.13	3/27/95 8:41
2.00	0.254	-0.38	3/27/95 8:43
2.00	-0.246	1.13	3/27/95 8:45
2.00	-0.246	-0.38	3/27/95 8:47

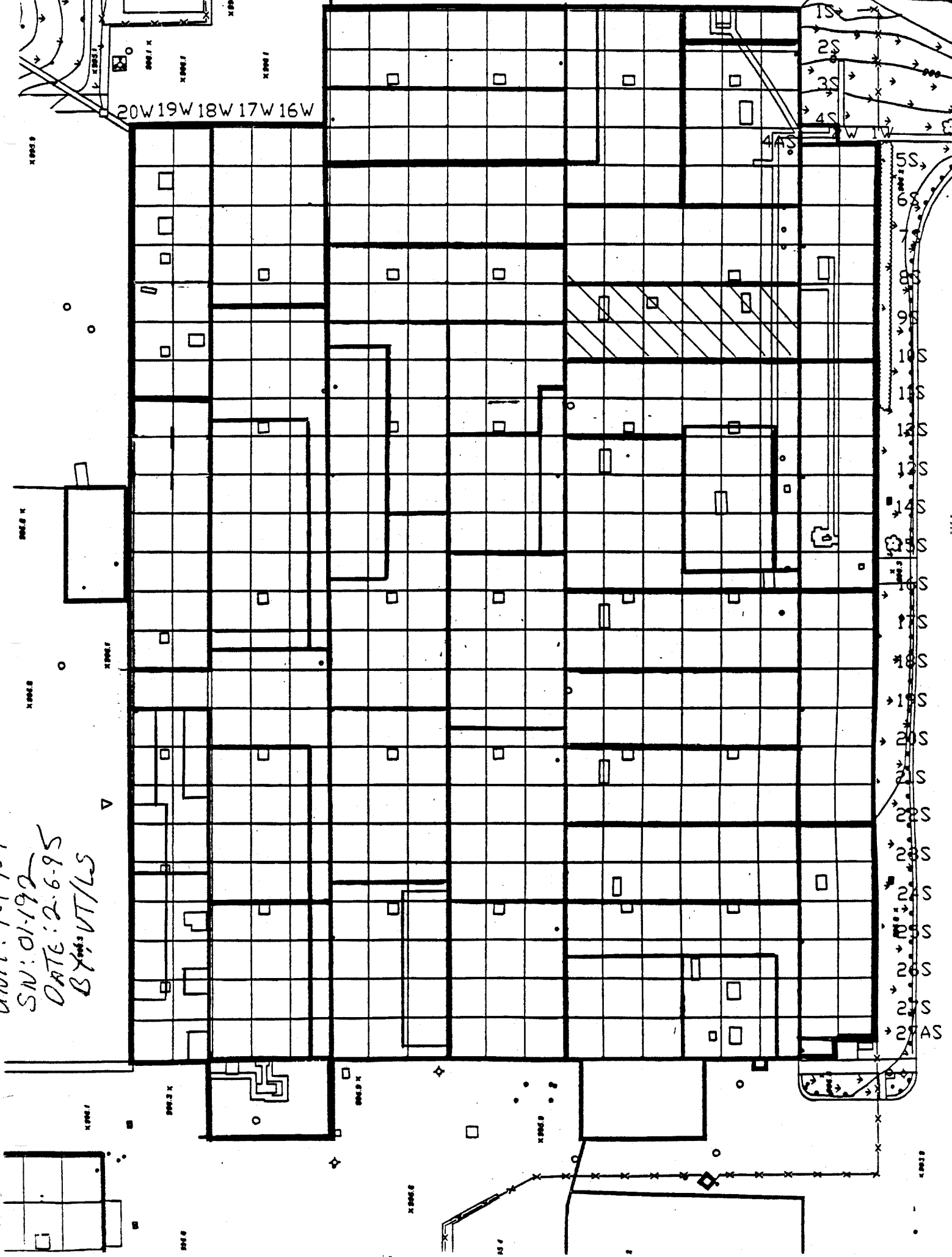
Carrier	Alpha Activity				Beta Activity			
	DPM	$\sigma$	flags	MDA	DPM	$\sigma$	flags	MDA
1	-0.738	1.50	<MDA	7.53	-3.71	1.37	<MDA	12.28
2	-0.738	1.50	<MDA	7.53	-1.01	2.35	<MDA	12.28
3	-0.738	1.50	<MDA	7.53	-2.36	1.92	<MDA	12.28
4	-0.738	1.50	<MDA	7.53	-5.06	1.37	<MDA	12.28
5	-0.738	1.50	<MDA	7.53	-1.01	2.35	<MDA	12.28
6	-0.738	1.50	<MDA	7.53	-2.36	1.92	<MDA	12.28
7	0.760	1.50	<MDA	7.53	-2.36	1.92	<MDA	12.28
8	-0.738	1.50	<MDA	7.53	-2.36	1.92	<MDA	12.28
9	-0.738	1.50	<MDA	7.53	0.34	2.71	<MDA	12.28
10	0.760	1.50	<MDA	7.53	4.39	3.58	<AL	12.28
11	0.760	1.50	<MDA	7.53	3.04	3.31	<MDA	12.28
12	0.760	1.50	<MDA	7.53	-1.01	2.35	<MDA	12.28
13	-0.738	1.50	<MDA	7.53	3.04	3.31	<MDA	12.28
14	-0.738	1.50	<MDA	7.53	-1.01	2.35	<MDA	12.28

UNIT: 1-14-1  
SN: 01-192  
DATE: 2-6-95  
BY: VT/LS

20W 19W 18W 17W 16W

15W 14W 13W 12W 11W 10W 9W 8W 7W 6W 5W 4W 3W

15S  
25S  
35S  
45S  
55S  
65S  
75S  
85S  
95S  
105S  
115S  
125S  
135S  
145S  
155S  
165S  
175S  
185S  
195S  
205S  
215S  
225S  
235S  
245S  
255S  
265S  
275S  
285S





# Blairsville Point Survey Form #003

Survey Serial #:	01-193
Survey Section:	1
Survey Unit:	13
Survey Sub-unit:	1

Alpha Survey Instruments				
Inst. S/N	Inst. Code	Eff. %	Corr. Fac.	Bkg. CPM
1510	6	21.4	4.67	1


Beta Survey Instruments				
Inst. S/N	Inst. Code	Eff. %	Corr. Fac.	Bkg. CPM
1593	11	35.4	2.82	212

Gamma or Beta/Gamma Instruments			
Inst. S/N	Inst. Code	Bkg.	Detection Type

Classification:	4
Survey Type:	LOWER
Survey Date:	2/6/95
Count Date:	3/21/95

Alpha Counting Instruments				
Inst. S/N	Inst. Code	Eff. %	Corr. Fac.	Bkg. CPM
13295	2	33.37	3.00	0.25

Beta Counting Instruments				
Inst. S/N	Inst. Code	Eff. %	Corr. Fac.	Bkg. CPM
13295	3	37.06	2.70	1.88

Surveyor:	V. TAYLOR
Signature:	

Surface Description	Coordinates		Gamma at 1m uR/hr	Gamma Inst. Code	Beta/Gamma Contact mR/hr	Beta/Gamma Code	Contact Gross 1 min. Count Alpha	Alpha Inst. Code	Contact Gross 1 min. Count Beta	Beta Inst. Code	Scan Contact Gross CPM		Removable DPM/100 cm2 Alpha	Alpha Count Code	Removable DPM/100 cm2 Beta	Beta Count Code	Comments
	X	Y									Max Beta	Avg Beta					
	PAINTED BLOCK	1									-1	N/A					
PAINTED BLOCK	6	1	N/A	N/A	N/A	N/A	5	6	172	11	222	180	-0.74	2	0.34	3	EAST WALL
PAINTED BLOCK	8	2	N/A	N/A	N/A	N/A	2	6	221	11	298	210	-0.74	2	-3.71	3	EAST WALL
PAINTED BLOCK	10	1	N/A	N/A	N/A	N/A	0	6	198	11	279	170	-0.74	2	1.69	3	EAST WALL
PAINTED BLOCK	12	1	N/A	N/A	N/A	N/A	1	6	190	11	268	200	-0.74	2	-1.01	3	EAST WALL
PAINTED BLOCK	16	2	N/A	N/A	N/A	N/A	3	6	207	11	305	220	-0.74	2	-2.36	3	EAST WALL
PAINTED BLOCK	18	1	N/A	N/A	N/A	N/A	3	6	220	11	277	200	-0.74	2	-5.06	3	EAST WALL
PAINTED BLOCK	20	2	N/A	N/A	N/A	N/A	1	6	224	11	311	230	-0.74	2	-3.71	3	EAST WALL
PAINTED BLOCK	22	1	N/A	N/A	N/A	N/A	0	6	179	11	272	180	-0.74	2	-1.01	3	EAST WALL
PAINTED BLOCK	24	2	N/A	N/A	N/A	N/A	0	6	247	11	334	210	0.76	2	-3.71	3	EAST WALL
PAINTED BLOCK	26	1	N/A	N/A	N/A	N/A	1	6	224	11	240	180	-0.74	2	-2.36	3	EAST WALL
PAINTED BLOCK	28	2	N/A	N/A	N/A	N/A	2	6	251	11	269	220	0.76	2	1.69	3	EAST WALL
PAINTED BLOCK	30	1	N/A	N/A	N/A	N/A	2	6	188	11	263	170	-0.74	2	0.34	3	EAST WALL
PAINTED BLOCK	32	0.5	N/A	N/A	N/A	N/A	0	6	219	11	266	200	-0.74	2	0.34	3	EAST WALL
PAINTED BLOCK	2	2	N/A	N/A	N/A	N/A	1	6	264	11	309	230	-0.74	2	-1.01	3	WEST WALL #1
PAINTED BLOCK	6	1	N/A	N/A	N/A	N/A	2	6	233	11	329	220	-0.74	2	0.34	3	WEST WALL #1
PAINTED BLOCK	12	2	N/A	N/A	N/A	N/A	4	6	260	11	294	210	-0.74	2	-5.06	3	WEST WALL #1
PAINTED BLOCK	3	0.5	N/A	N/A	N/A	N/A	0	6	235	11	325	230	0.76	2	-2.36	3	SOUTH WALL
PAINTED BLOCK	12	0.5	N/A	N/A	N/A	N/A	2	6	203	11	363	210	3.76	2	-3.71	3	SOUTH WALL
PAINTED BLOCK	0	2	N/A	N/A	N/A	N/A	3	6	229	11	325	220	-0.74	2	0.34	3	WEST WALL #2
PAINTED BLOCK	1	1	N/A	N/A	N/A	N/A	2	6	231	11	330	240	-0.74	2	3.04	3	WEST WALL #2
PAINTED BLOCK	2	1	N/A	N/A	N/A	N/A	5	6	257	11	290	220	-0.74	2	1.69	3	WEST WALL #2
PAINTED BLOCK	3	2	N/A	N/A	N/A	N/A	1	6	232	11	333	220	3.76	2	1.69	3	WEST WALL #2

## Blairsville Point Survey Form #003

Survey Serial #:	01-193
Survey Section:	1
Survey Unit:	13
Survey Sub-unit:	1

Alpha Survey Instruments				
Inst. S/N	Inst. Code	Eff. %	Corr. Fac.	Bkg. CPM
1510	6	21.4	4.67	1


Beta Survey Instruments				
Inst. S/N	Inst. Code	Eff. %	Corr. Fac.	Bkg. CPM
1593	11	35.4	2.82	212

Gamma or Beta/Gamma Instruments			
Inst. S/N	Inst. Code	Bkg.	Detection Type

Classification:	4
Survey Type:	LOWER
Survey Date:	2/6/95
Count Date:	3/21/95

Alpha Counting Instruments				
Inst. S/N	Inst. Code	Eff. %	Corr. Fac.	Bkg. CPM
13295	2	33.37	3.00	0.25

Beta Counting Instruments				
Inst. S/N	Inst. Code	Eff. %	Corr. Fac.	Bkg. CPM
13295	3	37.06	2.70	1.88

Surveyor:	V. TAYLOR
Signature:	

Surface Description	Coordinates		Gamma at 1m uR/hr	Gamma Inst. Code	Beta/Gamma Contact mR/hr	Beta/Gamma Code	Contact Gross 1 min. Count Alpha	Alpha Inst. Code	Contact Gross 1 min. Count Beta	Beta Inst. Code	Scan Contact Gross CPM		Removable DPM/100 cm2 Alpha	Alpha Count Code	Removable DPM/100 cm2 Beta	Beta Count Code	Comments
	X	Y									Max Beta	Avg Beta					
PAINTED BLOCK	5	2	N/A	N/A	N/A	N/A	2	6	204	11	355	210	2.26	2	-2.36	3	WEST WALL #2
PAINTED BLOCK	7.6	2	N/A	N/A	N/A	N/A	4	6	216	11	264	210	-0.74	2	-2.36	3	WEST WALL #2
PAINTED BLOCK	11	1	N/A	N/A	N/A	N/A	4	6	228	11	247	200	-0.74	2	0.34	3	WEST WALL #2

**LB5100-W Low Background Counting System -- Smear Analysis**

Date: 3/21/95  
 Counting Unit id: 1  
 Data file name: C:\LBXL\UNIT1\B01-193.XLD  
 Batch Ended: 3/21/95 13:45  
 Crosstalk Correction: Not Applied

Alpha activity action level (DPM): 20.00  
 Beta activity action level (DPM): 200.00  
 Certainty level for MDA and flags: 95.00%  
 High Voltage Setting: 1410

Application Revision: 3  
 Application Version: Standard

Alpha efficiency log file: th230ab Alpha Efficiency: 33.37% Alpha to Beta Crosstalk: 24.79% Alpha Background (CPM): 0.246428571 Alpha Correction Factor: 1.000
Beta efficiency log file: tc99ab Beta Efficiency: 37.06% Beta into Alpha Crosstalk: 0.03% Beta Background (CPM): 1.875 Beta Correction Factor: 1.000

Batch ID: Blairsville 1-13-1

Carrier	Alpha Activity				Beta Activity				Count time (min)	Alpha CPM	Beta CPM	Completion Date - Time
	DPM	$\sigma$	flags	MDA	DPM	$\sigma$	flags	MDA				
1	-0.738	1.50	<MDA	7.53	-1.01	2.35	<MDA	12.28	2.00	-0.246	-0.38	3/21/95 12:50
2	-0.738	1.50	<MDA	7.53	0.34	2.71	<MDA	12.28	2.00	-0.246	0.13	3/21/95 12:52
3	-0.738	1.50	<MDA	7.53	-3.71	1.37	<MDA	12.28	2.00	-0.246	-1.38	3/21/95 12:54
4	-0.738	1.50	<MDA	7.53	1.69	3.03	<MDA	12.28	2.00	-0.246	0.63	3/21/95 12:56
5	-0.738	1.50	<MDA	7.53	-1.01	2.35	<MDA	12.28	2.00	-0.246	-0.38	3/21/95 12:58
6	-0.738	1.50	<MDA	7.53	-2.36	1.92	<MDA	12.28	2.00	-0.246	-0.88	3/21/95 13:01
7	-0.738	1.50	<MDA	7.53	-5.06	1.37	<MDA	12.28	2.00	-0.246	-1.88	3/21/95 13:03
8	-0.738	1.50	<MDA	7.53	-3.71	1.37	<MDA	12.28	2.00	-0.246	-1.38	3/21/95 13:05
9	-0.738	1.50	<MDA	7.53	-1.01	2.35	<MDA	12.28	2.00	-0.246	-0.38	3/21/95 13:07
10	0.760	1.50	<MDA	7.53	-3.71	1.37	<MDA	12.28	2.00	0.254	-1.38	3/21/95 13:09
11	-0.738	1.50	<MDA	7.53	-2.36	1.92	<MDA	12.28	2.00	-0.246	-0.88	3/21/95 13:12
12	0.760	1.50	<MDA	7.53	1.69	3.03	<MDA	12.28	2.00	0.254	0.63	3/21/95 13:14
13	-0.738	1.50	<MDA	7.53	0.34	2.71	<MDA	12.28	2.00	-0.246	0.13	3/21/95 13:16
14	-0.738	1.50	<MDA	7.53	0.34	2.71	<MDA	12.28	2.00	-0.246	0.13	3/21/95 13:18
15	-0.738	1.50	<MDA	7.53	-1.01	2.35	<MDA	12.28	2.00	-0.246	-0.38	3/21/95 13:20
16	-0.738	1.50	<MDA	7.53	0.34	2.71	<MDA	12.28	2.00	-0.246	0.13	3/21/95 13:23
17	-0.738	1.50	<MDA	7.53	-5.06	1.37	<MDA	12.28	2.00	-0.246	-1.88	3/21/95 13:25
18	0.760	1.50	<MDA	7.53	-2.36	1.92	<MDA	12.28	2.00	0.254	-0.88	3/21/95 13:27
19	3.756	2.60	<AL	7.53	-3.71	1.37	<MDA	12.28	2.00	1.254	-1.38	3/21/95 13:29
20	-0.738	1.50	<MDA	7.53	0.34	2.71	<MDA	12.28	2.00	-0.246	0.13	3/21/95 13:31
21	-0.738	1.50	<MDA	7.53	3.04	3.31	<MDA	12.28	2.00	-0.246	1.13	3/21/95 13:34
22	-0.738	1.50	<MDA	7.53	1.69	3.03	<MDA	12.28	2.00	-0.246	0.63	3/21/95 13:36
23	3.756	2.60	<AL	7.53	1.69	3.03	<MDA	12.28	2.00	1.254	0.63	3/21/95 13:38
24	2.258	2.12	<AL	7.53	-2.36	1.92	<MDA	12.28	2.00	0.754	-0.88	3/21/95 13:40

**LB5100-W Low Background Counting System – Smear Analysis**

Date: 3/21/95  
 Counting Unit id: 1  
 Data file name: C:\LBXL\UNIT1\B01-193.XLD  
 Batch Ended: 3/21/95 13:45  
 Crosstalk Correction: Not Applied

Alpha activity action level (DPM): 20.00  
 Beta activity action level (DPM): 200.00  
 Certainty level for MDA and flags: 95.00%  
 High Voltage Setting: 1410

Application Revision: 3  
 Application Version: Standard

Batch ID: Blairsville 1-13-1

Carrier	Alpha Activity				Beta Activity			
	DPM	$\sigma$	flags	MDA	DPM	$\sigma$	flags	MDA
25	-0.738	1.50	<MDA	7.53	-2.36	1.92	<MDA	12.28
26	-0.738	1.50	<MDA	7.53	0.34	2.71	<MDA	12.28

Alpha efficiency log file: th230ab Alpha Efficiency: 33.37% Alpha to Beta Crosstalk: 24.79% Alpha Background (CPM): 0.246428571 Alpha Correction Factor: 1.000			
Beta efficiency log file: tc99ab Beta Efficiency: 37.06% Beta into Alpha Crosstalk: 0.03% Beta Background (CPM): 1.875 Beta Correction Factor: 1.000			
Count time (min)	Alpha CPM	Beta CPM	Completion Date - Time
2.00	-0.246	-0.88	3/21/95 13:42
2.00	-0.246	0.13	3/21/95 13:45

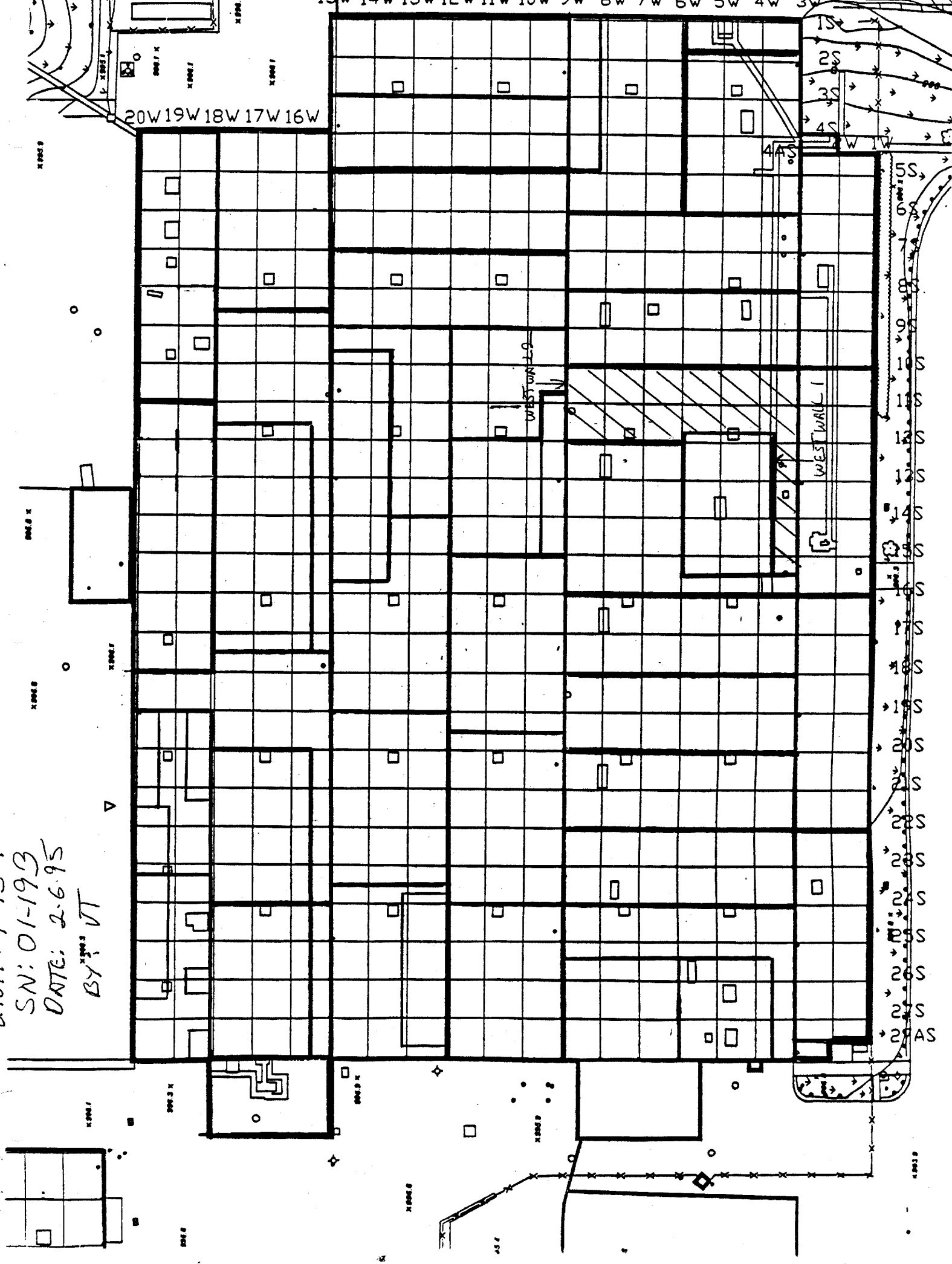
20W 19W 18W 17W 16W

1S  
2S  
3S  
4S  
5S  
6S  
7S  
8S  
9S  
10S  
11S  
12S  
13S  
14S  
15S  
16S  
17S  
18S  
19S  
20S  
21S  
22S  
23S  
24S  
25S  
26S  
27S  
28S  
29AS

WEST WALK

WEST WALK 1

UNIT: 1-13-1  
SN: 01-193  
DATE: 2-6-95  
BY: JVT



# Blairsville Point Survey Form #003

Survey Serial #:	01-194
Survey Section:	1
Survey Unit:	12
Survey Sub-unit:	1

Alpha Survey Instruments				
Inst. S/N	Inst. Code	Eff. %	Corr. Fac.	Bkg. CPM
1510	6	21.4	4.67	0

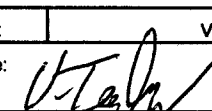
Beta Survey Instruments				
Inst. S/N	Inst. Code	Eff. %	Corr. Fac.	Bkg. CPM
1593	11	35.4	2.82	224

Gamma or Beta/Gamma Instruments			
Inst. S/N	Inst. Code	Bkg.	Detection Type

Classification:	4
Survey Type:	LOWER
Survey Date:	2/6/95
Count Date:	3/27/95

Alpha Counting Instruments				
Inst. S/N	Inst. Code	Eff. %	Corr. Fac.	Bkg. CPM
13295	2	33.37	3.00	0.25

Beta Counting Instruments				
Inst. S/N	Inst. Code	Eff. %	Corr. Fac.	Bkg. CPM
13295	3	37.06	2.70	1.88

Surveyor:	V. TAYLOR
Signature:	

Surface Description	Coordinates		Gamma at 1m	Gamma Inst.	Beta/Gamma Contact	Beta/Gamma Code	Contact Gross 1 min. Count	Alpha Inst. Code	Contact Gross 1 min. Count	Beta Inst. Code	Scan Contact Gross CPM		Removable DPM/100 cm2	Alpha Count Code	Removable DPM/100 cm2	Beta Count Code	Comments
	X	Y	uR/hr	Code	mR/hr	Code	Alpha	Beta	Code	Max Beta	Avg Beta	Alpha	Beta	Beta			
PAINTED BLOCK	3	2	N/A	N/A	N/A	N/A	1	6	261	11	291	240	-0.74	2	5.73	3	NORTH WALL
PAINTED BLOCK	4	0.5	N/A	N/A	N/A	N/A	2	6	228	11	288	230	-0.74	2	-1.01	3	NORTH WALL
PAINTED BLOCK	6	2	N/A	N/A	N/A	N/A	1	6	232	11	319	210	-0.74	2	-1.01	3	NORTH WALL
PAINTED BLOCK	8	5	N/A	N/A	N/A	N/A	0	6	205	11	292	200	-0.74	2	-5.06	3	NORTH WALL
PAINTED BLOCK	9.5	2	N/A	N/A	N/A	N/A	1	6	230	11	287	210	-0.74	2	-5.06	3	NORTH WALL
PAINTED BLOCK	11.5	0.5	N/A	N/A	N/A	N/A	1	6	196	11	270	180	-0.74	2	-2.36	3	NORTH WALL
PAINTED BLOCK	13.5	2	N/A	N/A	N/A	N/A	0	6	260	11	320	240	0.76	2	1.69	3	NORTH WALL
PAINTED BLOCK	1.7	1	N/A	N/A	N/A	N/A	4	6	244	11	278	210	-0.74	2	-3.71	3	EAST WALL
PLASTER	5.5	2	N/A	N/A	N/A	N/A	1	6	168	11	235	140	-0.74	2	0.34	3	EAST WALL
PLASTER	7.5	0.5	N/A	N/A	N/A	N/A	3	6	169	11	199	140	-0.74	2	-3.71	3	EAST WALL
PLASTER	10.5	2	N/A	N/A	N/A	N/A	1	6	178	11	208	140	-0.74	2	-2.36	3	EAST WALL
PLASTER	12.5	1	N/A	N/A	N/A	N/A	0	6	174	11	261	170	0.76	2	-1.01	3	EAST WALL
PLASTER	14.5	2	N/A	N/A	N/A	N/A	4	6	150	11	223	160	-0.74	2	-1.01	3	EAST WALL
PLASTER	17	0.5	N/A	N/A	N/A	N/A	1	6	178	11	240	160	-0.74	2	-1.01	3	EAST WALL
PAINTED BLOCK	0	1	N/A	N/A	N/A	N/A	5	6	207	11	284	180	-0.74	2	-2.36	3	WEST WALL
PAINTED BLOCK	1.7	1	N/A	N/A	N/A	N/A	4	6	236	11	306	190	0.76	2	-5.06	3	WEST WALL
PAINTED BLOCK	5.2	1	N/A	N/A	N/A	N/A	2	6	201	11	309	200	-0.74	2	-2.36	3	WEST WALL
PAINTED BLOCK	6.2	2	N/A	N/A	N/A	N/A	0	6	235	11	288	220	-0.74	2	-1.01	3	WEST WALL
PAINTED BLOCK	9.5	0.5	N/A	N/A	N/A	N/A	3	6	209	11	201	170	-0.74	2	1.69	3	WEST WALL

**LB5100-W Low Background Counting System – Smear Analysis**

Date: 3/27/95  
 Counting Unit id: 1  
 Data file name: C:\LBXL\UNIT1\B01-194.XLD  
 Batch Ended: 3/27/95 9:31  
 Crosstalk Correction: Not Applied

Alpha activity action level (DPM): 20.00  
 Beta activity action level (DPM): 200.00  
 Certainty level for MDA and flags: 95.00%  
 High Voltage Setting: 1410

Application Revision: 3  
 Application Version: Standard

Alpha efficiency log file: th230ab Alpha Efficiency: 33.37% Alpha to Beta Crosstalk: 24.79% Alpha Background (CPM): 0.246428571 Alpha Correction Factor: 1.000
Beta efficiency log file: tc99ab Beta Efficiency: 37.06% Beta into Alpha Crosstalk: 0.03% Beta Background (CPM): 1.875 Beta Correction Factor: 1.000

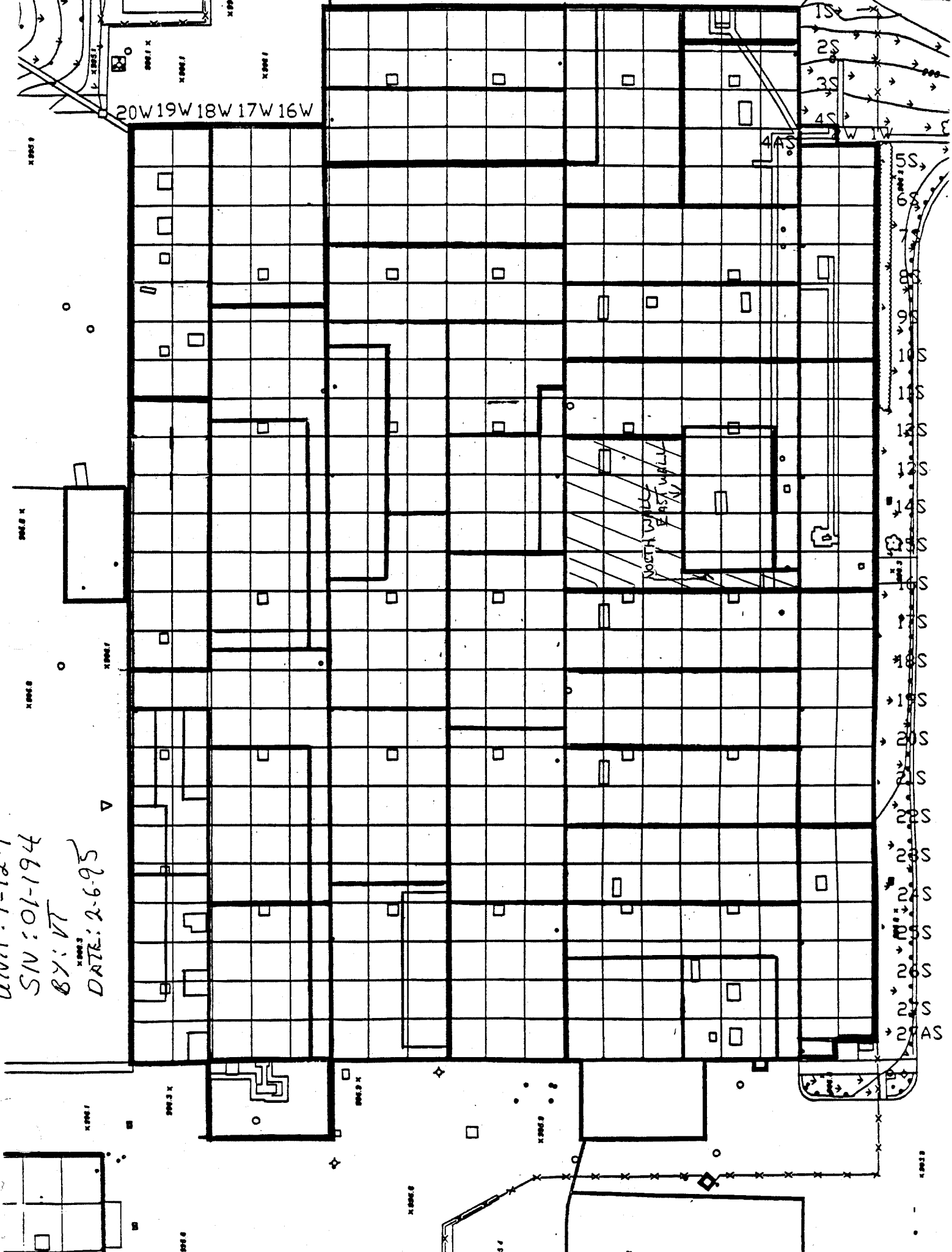
Batch ID: Blairsville 1-12-1

Carrier	Alpha Activity				Beta Activity				Count time (min)	Alpha CPM	Beta CPM	Completion Date - Time
	DPM	$\sigma$	flags	MDA	DPM	$\sigma$	flags	MDA				
15	-0.738	1.50	<MDA	7.53	5.73	3.83	<AL	12.28	2.00	-0.246	2.13	3/27/95 8:49
16	-0.738	1.50	<MDA	7.53	-1.01	2.35	<MDA	12.28	2.00	-0.246	-0.38	3/27/95 8:52
17	-0.738	1.50	<MDA	7.53	-1.01	2.35	<MDA	12.28	2.00	-0.246	-0.38	3/27/95 8:54
18	-0.738	1.50	<MDA	7.53	-5.06	1.37	<MDA	12.28	2.00	-0.246	-1.88	3/27/95 8:56
19	-0.738	1.50	<MDA	7.53	-5.06	1.37	<MDA	12.28	2.00	-0.246	-1.88	3/27/95 8:58
20	-0.738	1.50	<MDA	7.53	-2.36	1.92	<MDA	12.28	2.00	-0.246	-0.88	3/27/95 9:01
21	0.760	1.50	<MDA	7.53	1.69	3.03	<MDA	12.28	2.00	0.254	0.63	3/27/95 9:03
22	-0.738	1.50	<MDA	7.53	-3.71	1.37	<MDA	12.28	2.00	-0.246	-1.38	3/27/95 9:05
23	-0.738	1.50	<MDA	7.53	0.34	2.71	<MDA	12.28	2.00	-0.246	0.13	3/27/95 9:07
24	-0.738	1.50	<MDA	7.53	-3.71	1.37	<MDA	12.28	2.00	-0.246	-1.38	3/27/95 9:09
25	-0.738	1.50	<MDA	7.53	-2.36	1.92	<MDA	12.28	2.00	-0.246	-0.88	3/27/95 9:11
26	0.760	1.50	<MDA	7.53	-1.01	2.35	<MDA	12.28	2.00	0.254	-0.38	3/27/95 9:14
27	-0.738	1.50	<MDA	7.53	-1.01	2.35	<MDA	12.28	2.00	-0.246	-0.38	3/27/95 9:16
28	-0.738	1.50	<MDA	7.53	-1.01	2.35	<MDA	12.28	2.00	-0.246	-0.38	3/27/95 9:18
29	-0.738	1.50	<MDA	7.53	-2.36	1.92	<MDA	12.28	2.00	-0.246	-0.88	3/27/95 9:20
30	0.760	1.50	<MDA	7.53	-5.06	1.37	<MDA	12.28	2.00	0.254	-1.88	3/27/95 9:23
31	-0.738	1.50	<MDA	7.53	-2.36	1.92	<MDA	12.28	2.00	-0.246	-0.88	3/27/95 9:25
32	-0.738	1.50	<MDA	7.53	-1.01	2.35	<MDA	12.28	2.00	-0.246	-0.38	3/27/95 9:27
33	-0.738	1.50	<MDA	7.53	1.69	3.03	<MDA	12.28	2.00	-0.246	0.63	3/27/95 9:29
34	0.760	1.50	<MDA	7.53	1.69	3.03	<MDA	12.28	2.00	0.254	0.63	3/27/95 9:31

UNIT: 1-12-1  
SIN: 01-194  
BY: VT  
DATE: 2-6-95

20W 19W 18W 17W 16W

15W 14W 13W 12W 11W 10W 9W 8W 7W 6W 5W 4W 3W



NORTH WALL  
EAST WALL

15S  
20S  
30S  
40S  
50S  
60S  
70S  
80S  
90S  
100S  
110S  
120S  
130S  
140S  
150S  
160S  
170S  
180S  
190S  
200S  
210S  
220S  
230S  
240S  
250S  
260S  
270S  
280S  
290S  
300S

290S



# Blairsville Point Survey Form #003

Survey Serial #:	01-195
Survey Section:	1
Survey Unit:	9
Survey Sub-unit:	1

Alpha Survey Instruments				
Inst. S/N	Inst. Code	Eff. %	Corr. Fac.	Bkg. CPM
1510	6	21.4	4.67	2


Beta Survey Instruments				
Inst. S/N	Inst. Code	Eff. %	Corr. Fac.	Bkg. CPM
1593	11	35.4	2.82	199

Gamma or Beta/Gamma Instruments			
Inst. S/N	Inst. Code	Bkg.	Detection Type

Classification:	4
Survey Type:	LOWER

Alpha Counting Instruments				
Inst. S/N	Inst. Code	Eff. %	Corr. Fac.	Bkg. CPM
13295	2	33.37	3.00	0.25

Beta Counting Instruments				
Inst. S/N	Inst. Code	Eff. %	Corr. Fac.	Bkg. CPM
13295	3	37.06	2.70	1.88

Surveyor:	V. TAYLOR
Signature:	

Surface Description	Coordinates		Gamma at 1m uR/hr	Gamma Inst. Code	Beta/Gamma Contact mR/hr	Beta/Gamma Code	Contact Gross 1 min. Count Alpha	Alpha Inst. Code	Contact Gross 1 min. Count Beta	Beta Inst. Code	Scan Contact Gross CPM		Removable DPM/100 cm2 Alpha	Alpha Count Code	Removable DPM/100 cm2 Beta	Beta Count Code	Comments
	X	Y									Max Beta	Avg Beta					
	PAINTED BLOCK	2									2	N/A					
PAINTED BLOCK	4	2	N/A	N/A	N/A	N/A	3	6	234	11	277	240	-0.74	2	-3.71	3	
PAINTED BLOCK	5	1	N/A	N/A	N/A	N/A	0	6	183	11	249	160	0.76	2	-3.71	3	
PAINTED BLOCK	7	2	N/A	N/A	N/A	N/A	1	6	225	11	320	200	-0.74	2	-3.71	3	
PAINTED BLOCK	8	0.5	N/A	N/A	N/A	N/A	1	6	188	11	241	170	-0.74	2	1.69	3	
PAINTED BLOCK	9	1	N/A	N/A	N/A	N/A	3	6	185	11	263	205	-0.74	2	1.69	3	
PAINTED BLOCK	11	1	N/A	N/A	N/A	N/A	4	6	204	11	289	180	0.76	2	-5.06	3	
PAINTED BLOCK	11.7	2	N/A	N/A	N/A	N/A	3	6	244	11	271	210	-0.74	2	4.39	3	
PAINTED BLOCK	1	1	N/A	N/A	N/A	N/A	0	6	191	11	303	160	-0.74	2	-2.36	3	
PAINTED BLOCK	3	2	N/A	N/A	N/A	N/A	1	6	226	11	274	230	-0.74	2	3.04	3	
PAINTED BLOCK	4	1	N/A	N/A	N/A	N/A	3	6	196	11	314	180	-0.74	2	0.34	3	
PAINTED BLOCK	6	2	N/A	N/A	N/A	N/A	0	6	184	11	276	170	-0.74	2	-3.71	3	
PAINTED BLOCK	8	2	N/A	N/A	N/A	N/A	1	6	197	11	272	190	-0.74	2	-1.01	3	
PAINTED BLOCK	9	0.5	N/A	N/A	N/A	N/A	2	6	176	11	234	160	-0.74	2	0.34	3	
PAINTED BLOCK	10	1	N/A	N/A	N/A	N/A	0	6	213	11	233	160	-0.74	2	0.34	3	
PAINTED BLOCK	11	2	N/A	N/A	N/A	N/A	2	6	207	11	243	180	-0.74	2	-3.71	3	

**LB5100-W Low Background Counting System -- Smear Analysis**

Date: 3/27/95  
 Counting Unit id: 1  
 Data file name: C:\LBXL\UNIT1\B01-195.XLD  
 Batch Ended: 3/27/95 10:07  
 Crosstalk Correction: Not Applied

Alpha activity action level (DPM): 20.00  
 Beta activity action level (DPM): 200.00  
 Certainty level for MDA and flags: 95.00%  
 High Voltage Setting: 1410

Application Revision: 3  
 Application Version: Standard

Batch ID: Blairsville 1-9-1

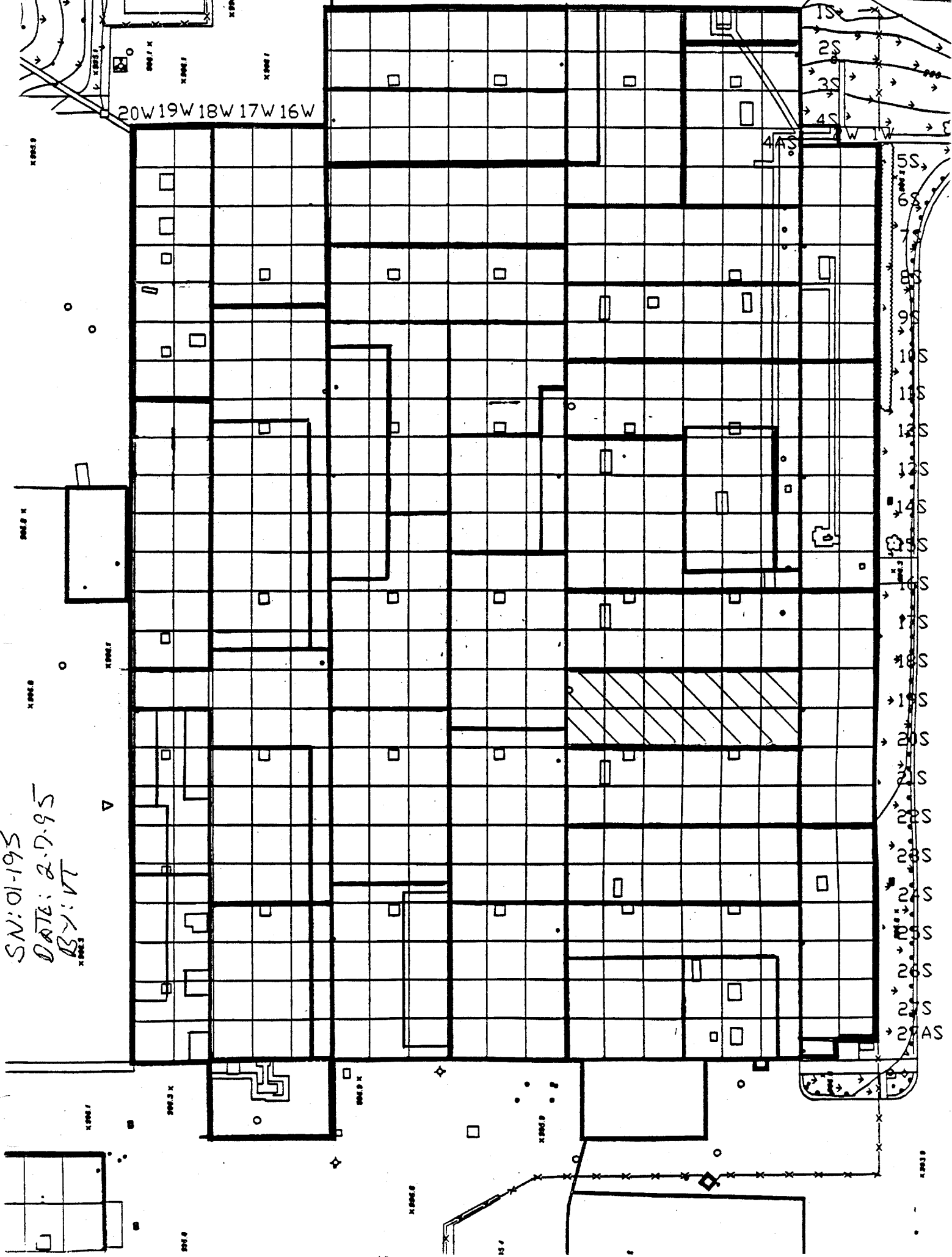
Alpha efficiency log file: th230ab Alpha Efficiency: 33.37% Alpha to Beta Crosstalk: 24.79% Alpha Background (CPM): 0.246428571 Alpha Correction Factor: 1.000			
Beta efficiency log file: tc99ab Beta Efficiency: 37.06% Beta into Alpha Crosstalk: 0.03% Beta Background (CPM): 1.875 Beta Correction Factor: 1.000			
Count time (min)	Alpha CPM	Beta CPM	Completion Date - Time
2.00	0.254	-1.88	3/27/95 9:34
2.00	-0.246	-1.38	3/27/95 9:36
2.00	0.254	-1.38	3/27/95 9:38
2.00	-0.246	-1.38	3/27/95 9:40
2.00	-0.246	0.63	3/27/95 9:42
2.00	-0.246	0.63	3/27/95 9:45
2.00	0.254	-1.88	3/27/95 9:47
2.00	-0.246	1.63	3/27/95 9:49
2.00	-0.246	-0.88	3/27/95 9:51
2.00	-0.246	1.13	3/27/95 9:53
2.00	-0.246	0.13	3/27/95 9:56
2.00	-0.246	-1.38	3/27/95 9:58
2.00	-0.246	-0.38	3/27/95 10:00
2.00	-0.246	0.13	3/27/95 10:02
2.00	-0.246	0.13	3/27/95 10:04
2.00	-0.246	-1.38	3/27/95 10:07

Carrier	Alpha Activity				Beta Activity			
	DPM	$\sigma$	flags	MDA	DPM	$\sigma$	flags	MDA
35	0.760	1.50	<MDA	7.53	-5.06	1.37	<MDA	12.28
36	-0.738	1.50	<MDA	7.53	-3.71	1.37	<MDA	12.28
37	0.760	1.50	<MDA	7.53	-3.71	1.37	<MDA	12.28
38	-0.738	1.50	<MDA	7.53	-3.71	1.37	<MDA	12.28
39	-0.738	1.50	<MDA	7.53	1.69	3.03	<MDA	12.28
40	-0.738	1.50	<MDA	7.53	1.69	3.03	<MDA	12.28
41	0.760	1.50	<MDA	7.53	-5.06	1.37	<MDA	12.28
42	-0.738	1.50	<MDA	7.53	4.39	3.58	<AL	12.28
43	-0.738	1.50	<MDA	7.53	-2.36	1.92	<MDA	12.28
44	-0.738	1.50	<MDA	7.53	3.04	3.31	<MDA	12.28
45	-0.738	1.50	<MDA	7.53	0.34	2.71	<MDA	12.28
46	-0.738	1.50	<MDA	7.53	-3.71	1.37	<MDA	12.28
47	-0.738	1.50	<MDA	7.53	-1.01	2.35	<MDA	12.28
48	-0.738	1.50	<MDA	7.53	0.34	2.71	<MDA	12.28
49	-0.738	1.50	<MDA	7.53	0.34	2.71	<MDA	12.28
50	-0.738	1.50	<MDA	7.53	-3.71	1.37	<MDA	12.28

20W 19W 18W 17W 16W

15W 14W 13W 12W 11W 10W 9W 8W 7W 6W 5W 4W 3W

UNIT: 1-9-1  
SN: 01-195  
DATE: 2.7.95  
BY: VT



1S  
2S  
3S  
4S  
5S  
6S  
7S  
8S  
9S  
10S  
11S  
12S  
13S  
14S  
15S  
16S  
17S  
18S  
19S  
20S  
21S  
22S  
23S  
24S  
25S  
26S  
27S  
28S  
29S

X 0006

X 0006

X 0006

X 0007

X 0007

X 0007

X 0007

X 0006

X 0006

# Blairsville Point Survey Form #003

Survey Serial #:	01-196
------------------	--------

Survey Section:	1
-----------------	---

Survey Unit:	10
--------------	----

Survey Sub-unit:	1
------------------	---

Classification:	4
-----------------	---

Survey Type:	LOWER
--------------	-------

Survey Date:	2/7/95
--------------	--------

Count Date:	3/27/95
-------------	---------


Alpha Survey Instruments				
Inst. S/N	Inst. Code	Eff. %	Corr. Fac.	Bkg. CPM
1510	6	21.4	4.67	2

Beta Survey Instruments				
Inst. S/N	Inst. Code	Eff. %	Corr. Fac.	Bkg. CPM
1593	11	35.4	2.82	199

Gamma or Beta/Gamma Instruments			
Inst. S/N	Inst. Code	Bkg.	Detection Type

Alpha Counting Instruments				
Inst. S/N	Inst. Code	Eff. %	Corr. Fac.	Bkg. CPM
13295	2	33.37	3.00	0.25

Beta Counting Instruments				
Inst. S/N	Inst. Code	Eff. %	Corr. Fac.	Bkg. CPM
13295	3	37.06	2.70	1.88

Surveyor:	V. TAYLOR
Signature:	

Surface Description	Coordinates		Gamma at 1m uR/hr	Gamma Inst. Code	Beta/Gamma Contact mR/hr	Beta/Gamma Code	Contact Gross 1 min. Count Alpha	Alpha Inst. Code	Contact Gross 1 min. Count Beta	Beta Inst. Code	Scan Contact Gross CPM		Removable DPM/100 cm2 Alpha	Alpha Count Code	Removable DPM/100 cm2 Beta	Beta Count Code	Comments
	X	Y									Max Beta	Avg Beta					
	PAINTED BLOCK	1									2	N/A					
PAINTED BLOCK	2	1	N/A	N/A	N/A	N/A	4	6	183	11	193	160	0.76	2	-2.36	3	EAST WALL
PAINTED BLOCK	3	1	N/A	N/A	N/A	N/A	0	6	189	11	266	180	0.76	2	-1.01	3	EAST WALL
PAINTED BLOCK	4	2	N/A	N/A	N/A	N/A	0	6	249	11	257	210	0.76	2	-1.01	3	EAST WALL
PAINTED BLOCK	6	1	N/A	N/A	N/A	N/A	5	6	169	11	270	160	-0.74	2	0.34	3	EAST WALL
PAINTED BLOCK	8	2	N/A	N/A	N/A	N/A	1	6	248	11	269	210	0.76	2	3.04	3	EAST WALL
PAINTED BLOCK	9	1	N/A	N/A	N/A	N/A	2	6	169	11	240	170	-0.74	2	-2.36	3	EAST WALL
PAINTED BLOCK	11.5	2	N/A	N/A	N/A	N/A	4	6	257	11	289	230	-0.74	2	3.04	3	EAST WALL
PAINTED BLOCK	1	2	N/A	N/A	N/A	N/A	3	6	206	11	279	190	-0.74	2	0.34	3	WEST WALL
PAINTED BLOCK	2	1	N/A	N/A	N/A	N/A	0	6	201	11	292	180	-0.74	2	-5.06	3	WEST WALL
PAINTED BLOCK	4	2	N/A	N/A	N/A	N/A	3	6	220	11	240	190	0.76	2	-2.36	3	WEST WALL
PAINTED BLOCK	6	1	N/A	N/A	N/A	N/A	1	6	212	11	266	180	-0.74	2	1.69	3	WEST WALL
PAINTED BLOCK	8	2	N/A	N/A	N/A	N/A	0	6	232	11	307	230	-0.74	2	0.34	3	WEST WALL
PAINTED BLOCK	9	1	N/A	N/A	N/A	N/A	1	6	255	11	295	220	0.76	2	-2.36	3	WEST WALL
PAINTED BLOCK	10	1	N/A	N/A	N/A	N/A	0	6	218	11	389	220	-0.74	2	1.69	3	WEST WALL
PAINTED BLOCK	12	2	N/A	N/A	N/A	N/A	1	6	219	11	291	180	2.26	2	-1.01	3	WEST WALL

**LB5100-W Low Background Counting System -- Smear Analysis**

Date: 3/27/95  
 Counting Unit id: 1  
 Data file name: C:\LBXL\UNIT1\B01-196.XLD  
 Batch Ended: 3/27/95 10:42  
 Crosstalk Correction: Not Applied

Alpha activity action level (DPM): 20.00  
 Beta activity action level (DPM): 200.00  
 Certainty level for MDA and flags: 95.00%  
 High Voltage Setting: 1410

Application Revision: 3  
 Application Version: Standard

Batch ID: Blairsville 1-10-1

Alpha efficiency log file: th230ab Alpha Efficiency: 33.37% Alpha to Beta Crosstalk: 24.79% Alpha Background (CPM): 0.246428571 Alpha Correction Factor: 1.000			
Beta efficiency log file: tc99ab Beta Efficiency: 37.06% Beta into Alpha Crosstalk: 0.03% Beta Background (CPM): 1.875 Beta Correction Factor: 1.000			
Count time (min)	Alpha CPM	Beta CPM	Completion Date - Time
2.00	0.254	1.13	3/27/95 10:09
2.00	0.254	-0.88	3/27/95 10:11
2.00	0.254	-0.38	3/27/95 10:13
2.00	0.254	-0.38	3/27/95 10:16
2.00	-0.246	0.13	3/27/95 10:18
2.00	0.254	1.13	3/27/95 10:20
2.00	-0.246	-0.88	3/27/95 10:22
2.00	-0.246	1.13	3/27/95 10:24
2.00	-0.246	0.13	3/27/95 10:27
2.00	-0.246	-1.88	3/27/95 10:29
2.00	0.254	-0.88	3/27/95 10:31
2.00	-0.246	0.63	3/27/95 10:33
2.00	-0.246	0.13	3/27/95 10:35
2.00	0.254	-0.88	3/27/95 10:38
2.00	-0.246	0.63	3/27/95 10:40
2.00	0.754	-0.38	3/27/95 10:42

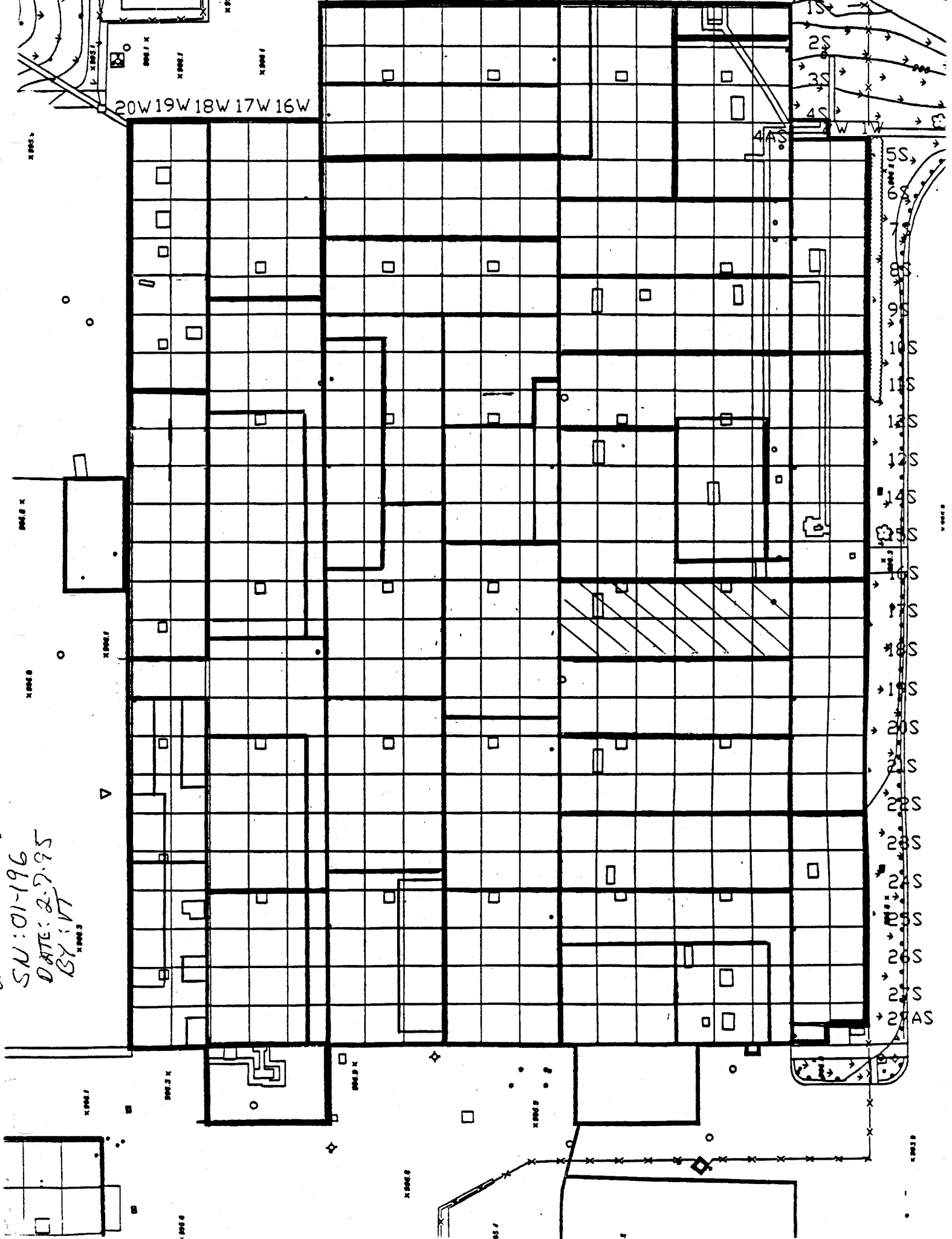
Carrier	Alpha Activity				Beta Activity			
	DPM	$\sigma$	flags	MDA	DPM	$\sigma$	flags	MDA
51	0.760	1.50	<MDA	7.53	3.04	3.31	<MDA	12.28
52	0.760	1.50	<MDA	7.53	-2.36	1.92	<MDA	12.28
53	0.760	1.50	<MDA	7.53	-1.01	2.35	<MDA	12.28
54	0.760	1.50	<MDA	7.53	-1.01	2.35	<MDA	12.28
55	-0.738	1.50	<MDA	7.53	0.34	2.71	<MDA	12.28
56	0.760	1.50	<MDA	7.53	3.04	3.31	<MDA	12.28
57	-0.738	1.50	<MDA	7.53	-2.36	1.92	<MDA	12.28
58	-0.738	1.50	<MDA	7.53	3.04	3.31	<MDA	12.28
59	-0.738	1.50	<MDA	7.53	0.34	2.71	<MDA	12.28
60	-0.738	1.50	<MDA	7.53	-5.06	1.37	<MDA	12.28
61	0.760	1.50	<MDA	7.53	-2.36	1.92	<MDA	12.28
62	-0.738	1.50	<MDA	7.53	1.69	3.03	<MDA	12.28
63	-0.738	1.50	<MDA	7.53	0.34	2.71	<MDA	12.28
64	0.760	1.50	<MDA	7.53	-2.36	1.92	<MDA	12.28
65	-0.738	1.50	<MDA	7.53	1.69	3.03	<MDA	12.28
66	2.258	2.12	<AL	7.53	-1.01	2.35	<MDA	12.28

15W 14W 13W 12W 11W 10W 9W 8W 7W 6W 5W 4W 3W

20W 19W 18W 17W 16W

1S  
2S  
3S  
4S  
5S  
6S  
7S  
8S  
9S  
10S  
11S  
12S  
13S  
14S  
15S  
16S  
17S  
18S  
19S  
20S  
21S  
22S  
23S  
24S  
25S  
26S  
27S  
28S  
29S  
30S

UNIT: 1-10-1  
SU: 01-196  
DATE: 2-7-95  
BY: IVT



# Blairsville Point Survey Form #003

Survey Serial #:	01-197
Survey Section:	1
Survey Unit:	8
Survey Sub-unit:	1

Alpha Survey Instruments				
Inst. S/N	Inst. Code	Eff. %	Corr. Fac.	Bkg. CPM
1510	6	21.4	4.67	0

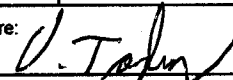
Beta Survey Instruments				
Inst. S/N	Inst. Code	Eff. %	Corr. Fac.	Bkg. CPM
1593	11	35.4	2.82	192

Gamma or Beta/Gamma Instruments			
Inst. S/N	Inst. Code	Bkg.	Detection Type

Classification:	4
Survey Type:	lower
Survey Date:	2/7/95
Count Date:	3/27/95

Alpha Counting Instruments				
Inst. S/N	Inst. Code	Eff. %	Corr. Fac.	Bkg. CPM
13295	2	33.37	3.00	0.25

Beta Counting Instruments				
Inst. S/N	Inst. Code	Eff. %	Corr. Fac.	Bkg. CPM
13295	3	37.06	2.70	1.88

Surveyor:	V. TAYLOR
Signature:	

Surface Description	Coordinates		Gamma at 1m uR/hr	Gamma Inst. Code	Beta/Gamma Contact mR/hr	Beta/Gamma Code	Contact Gross 1 min. Count Alpha	Alpha Inst. Code	Contact Gross 1 min. Count Beta	Beta Inst. Code	Scan Contact Gross CPM		Removable DPM/100 cm2 Alpha	Alpha Count Code	Removable DPM/100 cm2 Beta	Beta Count Code	Comments
	X	Y									Max Beta	Avg Beta					
PAINTED BLOCK	0.5	0.5	N/A	N/A	N/A	N/A	1	6	216	11	269	190	-0.74	2	-2.36	3	EAST WALL
PAINTED BLOCK	2	0.5	N/A	N/A	N/A	N/A	3	6	217	11	280	200	0.76	2	-5.06	3	EAST WALL
PAINTED BLOCK	3	2	N/A	N/A	N/A	N/A	0	6	258	11	358	260	-0.74	2	0.34	3	EAST WALL
PAINTED BLOCK	4	1	N/A	N/A	N/A	N/A	3	6	179	11	287	160	-0.74	2	-1.01	3	EAST WALL
PAINTED BLOCK	5	2	N/A	N/A	N/A	N/A	2	6	243	11	318	220	-0.74	2	-1.01	3	EAST WALL
PAINTED BLOCK	7.3	1	N/A	N/A	N/A	N/A	1	6	177	11	279	170	-0.74	2	3.04	3	EAST WALL
PAINTED BLOCK	9.5	0.5	N/A	N/A	N/A	N/A	0	6	167	11	211	140	-0.74	2	1.69	3	EAST WALL
PAINTED BLOCK	11	2	N/A	N/A	N/A	N/A	2	6	239	11	399	220	-0.74	2	-2.36	3	EAST WALL
PAINTED BLOCK	0	2	N/A	N/A	N/A	N/A	1	6	197	11	255	210	0.76	2	0.34	3	WEST WALL
PAINTED BLOCK	2	0.5	N/A	N/A	N/A	N/A	0	6	205	11	269	190	-0.74	2	1.69	3	WEST WALL
PAINTED BLOCK	3	0.5	N/A	N/A	N/A	N/A	2	6	212	11	292	160		2		3	WEST WALL
PAINTED BLOCK	5	1	N/A	N/A	N/A	N/A	0	6	193	11	280	170		2		3	WEST WALL
PAINTED BLOCK	7	0.5	N/A	N/A	N/A	N/A	4	6	191	11	229	166		2		3	WEST WALL
PAINTED BLOCK	9	1	N/A	N/A	N/A	N/A	2	6	173	11	228	160		2		3	WEST WALL
PAINTED BLOCK	11	1.5	N/A	N/A	N/A	N/A	2	6	198	11	279	180		2		3	WEST WALL

**LB5100-W Low Background Counting System -- Smear Analysis**

Date: 3/27/95  
 Counting Unit id: 1  
 Data file name: C:\LBXL\UNIT1\B01-197.XLD  
 Batch Ended: 3/27/95 11:15  
 Crosstalk Correction: Not Applied

Alpha activity action level (DPM): 20.00  
 Beta activity action level (DPM): 200.00  
 Certainty level for MDA and flags: 95.00%  
 High Voltage Setting: 1410

Application Revision: 3  
 Application Version: Standard

Batch ID: Blairsville 1-8-1

Carrier	Alpha Activity				Beta Activity				Count time (min)	Alpha CPM	Beta CPM	Completion Date - Time
	DPM	$\sigma$	flags	MDA	DPM	$\sigma$	flags	MDA				
72	-0.738	1.50	<MDA	7.53	-2.36	1.92	<MDA	12.28	2.00	-0.246	-0.88	3/27/95 10:55
73	0.760	1.50	<MDA	7.53	-5.06	1.37	<MDA	12.28	2.00	0.254	-1.88	3/27/95 10:58
74	-0.738	1.50	<MDA	7.53	0.34	2.71	<MDA	12.28	2.00	-0.246	0.13	3/27/95 11:00
75	-0.738	1.50	<MDA	7.53	-1.01	2.35	<MDA	12.28	2.00	-0.246	-0.38	3/27/95 11:02
76	-0.738	1.50	<MDA	7.53	-1.01	2.35	<MDA	12.28	2.00	-0.246	-0.38	3/27/95 11:04
77	-0.738	1.50	<MDA	7.53	3.04	3.31	<MDA	12.28	2.00	-0.246	1.13	3/27/95 11:06
78	-0.738	1.50	<MDA	7.53	1.69	3.03	<MDA	12.28	2.00	-0.246	0.63	3/27/95 11:09
79	-0.738	1.50	<MDA	7.53	-2.36	1.92	<MDA	12.28	2.00	-0.246	-0.88	3/27/95 11:11
80	0.760	1.50	<MDA	7.53	0.34	2.71	<MDA	12.28	2.00	0.254	0.13	3/27/95 11:13
81	-0.738	1.50	<MDA	7.53	1.69	3.03	<MDA	12.28	2.00	-0.246	0.63	3/27/95 11:15

Alpha efficiency log file: th230ab Alpha Efficiency: 33.37% Alpha to Beta Crosstalk: 24.79% Alpha Background (CPM): 0.246428571 Alpha Correction Factor: 1.000
Beta efficiency log file: tc99ab Beta Efficiency: 37.06% Beta into Alpha Crosstalk: 0.03% Beta Background (CPM): 1.875 Beta Correction Factor: 1.000

Count time (min)	Alpha CPM	Beta CPM	Completion Date - Time
2.00	-0.246	-0.88	3/27/95 10:55
2.00	0.254	-1.88	3/27/95 10:58
2.00	-0.246	0.13	3/27/95 11:00
2.00	-0.246	-0.38	3/27/95 11:02
2.00	-0.246	-0.38	3/27/95 11:04
2.00	-0.246	1.13	3/27/95 11:06
2.00	-0.246	0.63	3/27/95 11:09
2.00	-0.246	-0.88	3/27/95 11:11
2.00	0.254	0.13	3/27/95 11:13
2.00	-0.246	0.63	3/27/95 11:15

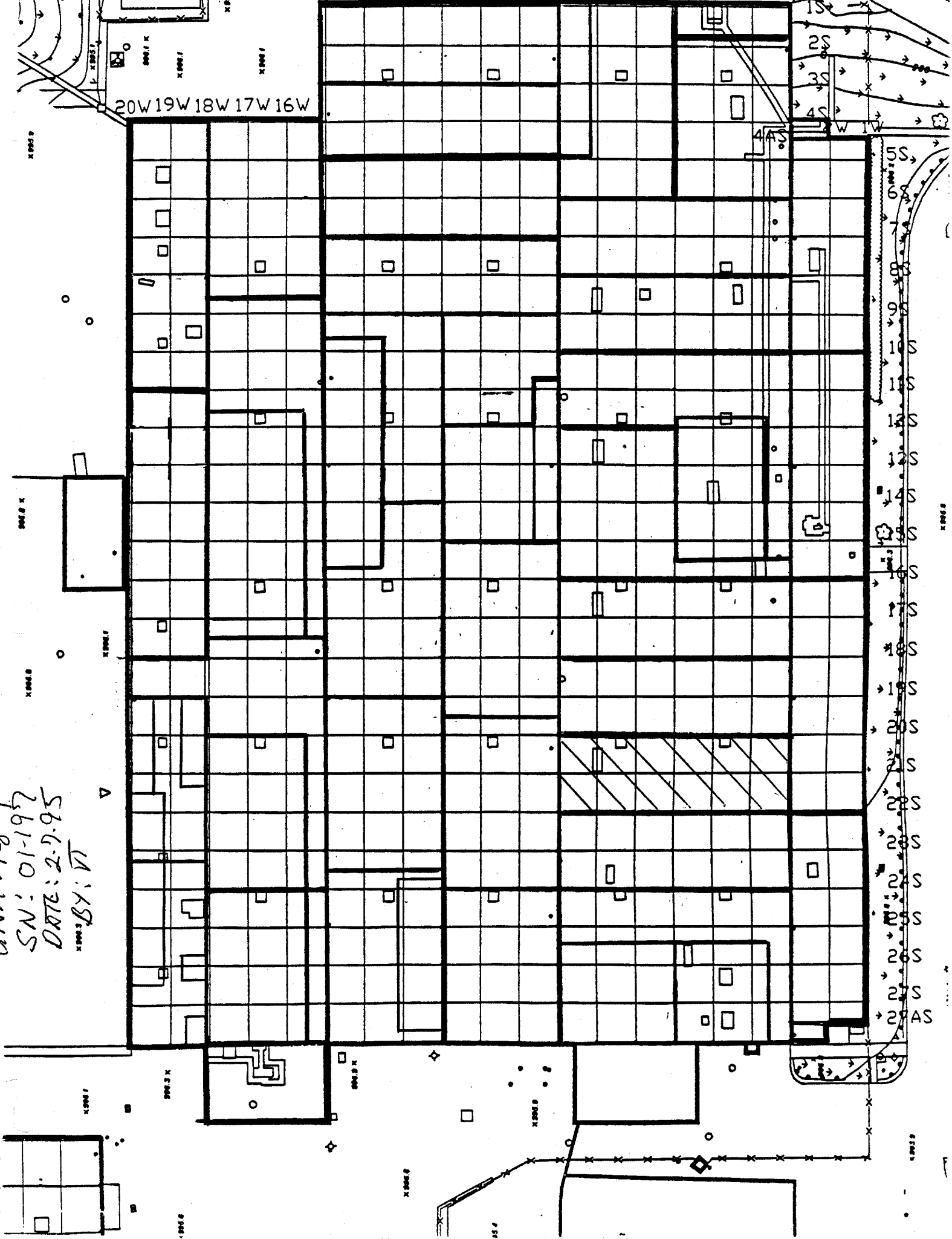


15W 14W 13W 12W 11W 10W 9W 8W 7W 6W 5W 4W 3W

20W 19W 18W 17W 16W

1S  
2S  
3S  
4S  
5S  
6S  
7S  
8S  
9S  
10S  
11S  
12S  
13S  
14S  
15S  
16S  
17S  
18S  
19S  
20S  
21S  
22S  
23S  
24S  
25S  
26S  
27S  
28S  
29AS

UNIT: 1-8-1  
SN: 01-197  
DATE: 2-9-95  
BY: VI



# Blairsville Point Survey Form #003

Survey Serial #:	01-198
Survey Section:	1
Survey Unit:	7
Survey Sub-unit:	1

Alpha Survey Instruments				
Inst. S/N	Inst. Code	Eff. %	Corr. Fac.	Bkg. CPM
1510	6	21.4	4.67	3


Beta Survey Instruments				
Inst. S/N	Inst. Code	Eff. %	Corr. Fac.	Bkg. CPM
1593	11	35.4	2.82	209

Gamma or Beta/Gamma Instruments			
Inst. S/N	Inst. Code	Bkg.	Detection Type

Classification:	4
Survey Type:	lower
Survey Date:	2/7/95
Count Date:	3/27/95

Alpha Counting Instruments				
Inst. S/N	Inst. Code	Eff. %	Corr. Fac.	Bkg. CPM
13295	2	33.37	3.00	0.25

Beta Counting Instruments				
Inst. S/N	Inst. Code	Eff. %	Corr. Fac.	Bkg. CPM
13295	3	37.06	2.70	1.88

Surveyor:	V. TAYLOR / L. SMITH
Signature:	

Surface Description	Coordinates		Gamma at 1m uR/hr	Gamma Inst. Code	Beta/Gamma Contact mR/hr	Beta/Gamma Code	Contact Gross 1 min. Count Alpha	Alpha Inst. Code	Contact Gross 1 min. Count Beta	Beta Inst. Code	Scan Contact Gross CPM		Removable DPM/100 cm2 Alpha	Alpha Count Code	Removable DPM/100 cm2 Beta	Beta Count Code	Comments
	X	Y									Max Beta	Avg Beta					
PAINTED BLOCK	1	0.5	N/A	N/A	N/A	N/A	1	6	167	11	325	180	0.76	2	-2.36	3	
PAINTED BLOCK	2	2	N/A	N/A	N/A	N/A	6	6	234	11	310	240	-0.74	2	0.34	3	
PAINTED BLOCK	4	2	N/A	N/A	N/A	N/A	0	6	220	11	408	250	0.76	2	-2.36	3	
PAINTED BLOCK	5	1	N/A	N/A	N/A	N/A	2	6	169	11	237	180	0.76	2	-3.71	3	
PAINTED BLOCK	7	0.5	N/A	N/A	N/A	N/A	7	6	208	11	218	170	-0.74	2	-1.01	3	
PAINTED BLOCK	8	2	N/A	N/A	N/A	N/A	2	6	235	11	275	220	-0.74	2	0.34	3	
PAINTED BLOCK	10	1	N/A	N/A	N/A	N/A	7	6	181	11	285	190	0.76	2	1.69	3	
PAINTED BLOCK	11	0.5	N/A	N/A	N/A	N/A	2	6	302	11	240	180	-0.74	2	-5.06	3	
PAINTED BLOCK	0	1.5	N/A	N/A	N/A	N/A	4	6	193	11	306	200	-0.74	2	-1.01	3	
PAINTED BLOCK	6	1	N/A	N/A	N/A	N/A	0	6	184	11	324	200	-0.74	2	-1.01	3	
PAINTED BLOCK	7	2	N/A	N/A	N/A	N/A	14	6	216	11	295	240	2.26	2	-1.01	3	
PAINTED BLOCK	8	1	N/A	N/A	N/A	N/A	27	6	353	11	379	250	-0.74	2	-5.06	3	
PAINTED BLOCK	9	2	N/A	N/A	N/A	N/A	10	6	234	11	272	200	-0.74	2	-2.36	3	
PAINTED BLOCK	11	2	N/A	N/A	N/A	N/A	2	6	171	11	225	180	-0.74	2	-3.71	3	

**LB5100-W Low Background Counting System – Smear Analysis**

Date: 3/27/95  
 Counting Unit id: 1  
 Data file name: C:\LBXL\UNIT1\B01-198.XLD  
 Batch Ended: 3/27/95 11:46  
 Crosstalk Correction: Not Applied

Alpha activity action level (DPM): 20.00  
 Beta activity action level (DPM): 200.00  
 Certainty level for MDA and flags: 95.00%  
 High Voltage Setting: 1410

Application Revision: 3  
 Application Version: Standard

Batch ID: Blairsville 1-7-1

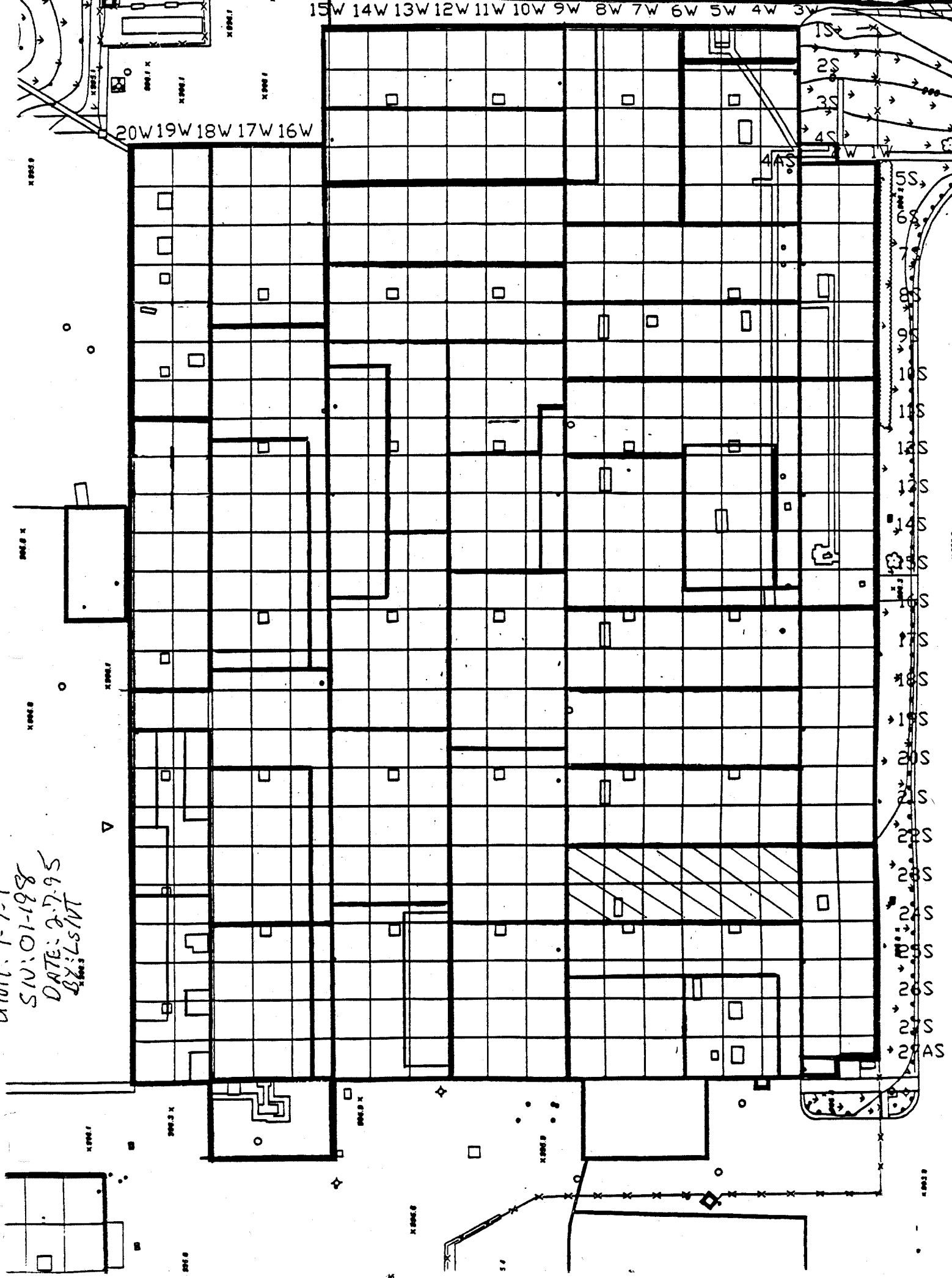
Alpha efficiency log file: th230ab Alpha Efficiency: 33.37% Alpha to Beta Crosstalk: 24.79% Alpha Background (CPM): 0.246428571 Alpha Correction Factor: 1.000			
Beta efficiency log file: tc99ab Beta Efficiency: 37.06% Beta into Alpha Crosstalk: 0.03% Beta Background (CPM): 1.875 Beta Correction Factor: 1.000			
Count time (min)	Alpha CPM	Beta CPM	Completion Date - Time
2.00	0.254	-0.88	3/27/95 11:18
2.00	-0.246	0.13	3/27/95 11:20
2.00	0.254	-0.88	3/27/95 11:22
2.00	0.254	-1.38	3/27/95 11:24
2.00	-0.246	-0.38	3/27/95 11:26
2.00	-0.246	0.13	3/27/95 11:29
2.00	0.254	0.63	3/27/95 11:31
2.00	-0.246	-1.88	3/27/95 11:33
2.00	-0.246	-0.38	3/27/95 11:35
2.00	-0.246	-0.38	3/27/95 11:37
2.00	0.754	-0.38	3/27/95 11:40
2.00	-0.246	-1.88	3/27/95 11:42
2.00	-0.246	-0.88	3/27/95 11:44
2.00	-0.246	-1.38	3/27/95 11:46

Carrier	Alpha Activity				Beta Activity			
	DPM	$\sigma$	flags	MDA	DPM	$\sigma$	flags	MDA
82	0.760	1.50	<MDA	7.53	-2.36	1.92	<MDA	12.28
83	-0.738	1.50	<MDA	7.53	0.34	2.71	<MDA	12.28
84	0.760	1.50	<MDA	7.53	-2.36	1.92	<MDA	12.28
85	0.760	1.50	<MDA	7.53	-3.71	1.37	<MDA	12.28
86	-0.738	1.50	<MDA	7.53	-1.01	2.35	<MDA	12.28
87	-0.738	1.50	<MDA	7.53	0.34	2.71	<MDA	12.28
88	0.760	1.50	<MDA	7.53	1.69	3.03	<MDA	12.28
89	-0.738	1.50	<MDA	7.53	-5.06	1.37	<MDA	12.28
90	-0.738	1.50	<MDA	7.53	-1.01	2.35	<MDA	12.28
91	-0.738	1.50	<MDA	7.53	-1.01	2.35	<MDA	12.28
92	2.258	2.12	<AL	7.53	-1.01	2.35	<MDA	12.28
93	-0.738	1.50	<MDA	7.53	-5.06	1.37	<MDA	12.28
94	-0.738	1.50	<MDA	7.53	-2.36	1.92	<MDA	12.28
95	-0.738	1.50	<MDA	7.53	-3.71	1.37	<MDA	12.28

15W 14W 13W 12W 11W 10W 9W 8W 7W 6W 5W 4W 3W

20W 19W 18W 17W 16W

UNIT: 1-7-1  
SIV: 01-198  
DATE: 2-7-95  
BY: LS/VT



# Blairsville Point Survey Form #003

Survey Serial #:	01-199
Survey Section:	1
Survey Unit:	6
Survey Sub-unit:	1

Alpha Survey Instruments				
Inst. S/N	Inst. Code	Eff. %	Corr. Fac.	Bkg. CPM
1510	6	21.4	4.67	1

Beta Survey Instruments				
Inst. S/N	Inst. Code	Eff. %	Corr. Fac.	Bkg. CPM
1593	11	35.4	2.82	136

Gamma or Beta/Gamma Instruments			
Inst. S/N	Inst. Code	Bkg.	Detection Type

Classification:	4
Survey Type:	LOWER

Alpha Counting Instruments				
Inst. S/N	Inst. Code	Eff. %	Corr. Fac.	Bkg. CPM
13295	2	33.37	3.00	0.25

Beta Counting Instruments				
Inst. S/N	Inst. Code	Eff. %	Corr. Fac.	Bkg. CPM
13295	3	37.06	2.70	1.88

Survey Date:	2/7/95
Count Date:	3/27/95

Surveyor:	V. TAYLOR / L. SMITH
Signature:	<i>V. Taylor / L. Smith</i>

Surface Description	Coordinates		Gamma at 1m uR/hr	Gamma Inst. Code	Beta/Gamma Contact mR/hr	Beta/Gamma Code	Contact Gross 1 min. Count Alpha	Alpha Inst. Code	Contact Gross 1 min. Count Beta	Beta Inst. Code	Scan Contact		Removable DPM/100 cm2 Alpha	Alpha Count	Removable DPM/100 cm2 Beta	Beta Count	Comments
											Gross CPM						
	Max Beta	Avg Beta															
BLOCK	1	1	N/A	N/A	N/A	N/A	1	6	212	11	262	200	-0.74	2	-1.01	3	EAST WALL
BLOCK	3	1	N/A	N/A	N/A	N/A	2	6	229	11	271	200	-0.74	2	-5.06	3	EAST WALL
BLOCK	5	0.5	N/A	N/A	N/A	N/A	1	6	171	11	261	170	0.76	2	-2.36	3	EAST WALL
BLOCK	10	1	N/A	N/A	N/A	N/A	1	6	169	11	268	180	-0.74	2	-2.36	3	EAST WALL
BLOCK	14	1	N/A	N/A	N/A	N/A	3	6	187	11	264	190	-0.74	2	-3.71	3	EAST WALL
BLOCK	15	2	N/A	N/A	N/A	N/A	1	6	218	11	310	220	-0.74	2	-1.01	3	EAST WALL
BLOCK	19	1	N/A	N/A	N/A	N/A	1	6	160	11	305	140	-0.74	2	0.34	3	EAST WALL
BLOCK	21	1	N/A	N/A	N/A	N/A	2	6	199	11	256	180	-0.74	2	3.04	3	EAST WALL
BLOCK	2	1	N/A	N/A	N/A	N/A	1	6	236	11	318	220	0.76	2	-1.01	3	WEST WALL
BLOCK	4	0.5	N/A	N/A	N/A	N/A	2	6	195	11	294	210	0.76	2	1.69	3	WEST WALL
BLOCK	6	2	N/A	N/A	N/A	N/A	3	6	218	11	346	230	0.76	2	0.34	3	WEST WALL
BLOCK	8	1	N/A	N/A	N/A	N/A	2	6	202	11	342	220	0.76	2	5.73	3	WEST WALL
BLOCK	10	2	N/A	N/A	N/A	N/A	1	6	255	11	314	220	-0.74	2	-2.36	3	WEST WALL
BLOCK	12	1.5	N/A	N/A	N/A	N/A	2	6	225	11	255	170	0.76	2	-1.01	3	WEST WALL
BLOCK	1	1	N/A	N/A	N/A	N/A	1	6	213	11	305	190	-0.74	2	4.39	3	WEST WALL #2
BLOCK	3	1	N/A	N/A	N/A	N/A	3	6	209	11	297	220	-0.74	2	3.04	3	WEST WALL #2
BLOCK	5	1	N/A	N/A	N/A	N/A	0	6	241	11	282	230	-0.74	2	-3.71	3	WEST WALL #2
BLOCK	7	2	N/A	N/A	N/A	N/A	2	6	191	11	300	200	-0.74	2	1.69	3	WEST WALL #2

**LB5100-W Low Background Counting System -- Smear Analysis**

Date: 3/27/95  
 Counting Unit id: 1  
 Data file name: C:\LBXL\UNIT1\B01-199.XLD  
 Batch Ended: 3/27/95 13:58  
 Crosstalk Correction: Not Applied

Alpha activity action level (DPM): 20.00  
 Beta activity action level (DPM): 200.00  
 Certainty level for MDA and flags: 95.00%  
 High Voltage Setting: 1410

Application Revision: 3  
 Application Version: Standard

Alpha efficiency log file: th230ab  
 Alpha Efficiency: 33.37%  
 Alpha to Beta Crosstalk: 24.79%  
 Alpha Background (CPM): 0.246428571  
 Alpha Correction Factor: 1.000

Beta efficiency log file: tc99ab  
 Beta Efficiency: 37.06%  
 Beta into Alpha Crosstalk: 0.03%  
 Beta Background (CPM): 1.875  
 Beta Correction Factor: 1.000

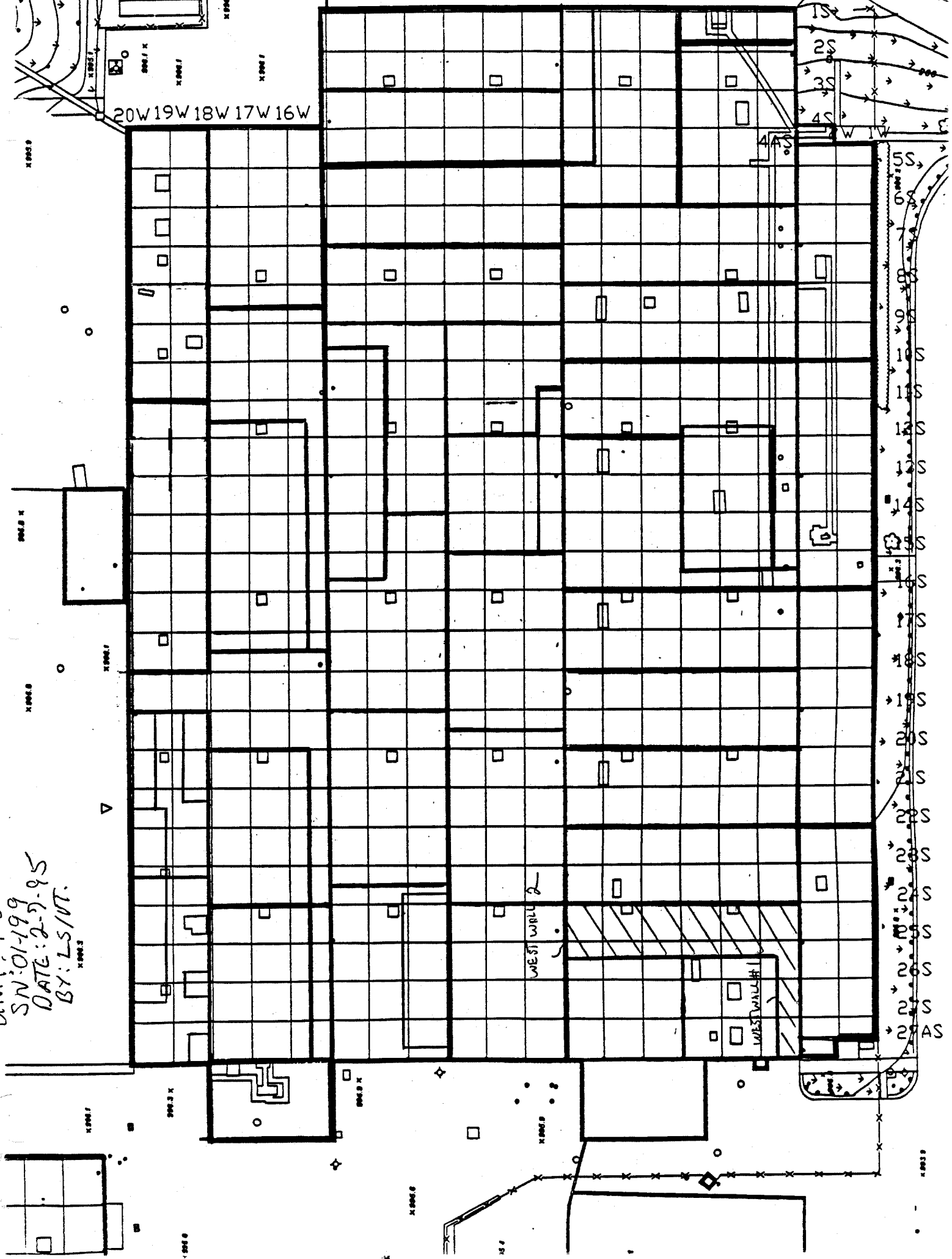
Batch ID: Blairsville 1-6-1

Carrier	Alpha Activity				Beta Activity				Count time (min)	Alpha CPM	Beta CPM	Completion Date - Time
	DPM	$\sigma$	flags	MDA	DPM	$\sigma$	flags	MDA				
1	-0.738	1.50	<MDA	7.53	-1.01	2.35	<MDA	12.28	2.00	-0.246	-0.38	3/27/95 13:18
2	-0.738	1.50	<MDA	7.53	-5.06	1.37	<MDA	12.28	2.00	-0.246	-1.88	3/27/95 13:20
3	0.760	1.50	<MDA	7.53	-2.36	1.92	<MDA	12.28	2.00	0.254	-0.88	3/27/95 13:23
4	-0.738	1.50	<MDA	7.53	-2.36	1.92	<MDA	12.28	2.00	-0.246	-0.88	3/27/95 13:25
5	-0.738	1.50	<MDA	7.53	-3.71	1.37	<MDA	12.28	2.00	-0.246	-1.38	3/27/95 13:27
6	-0.738	1.50	<MDA	7.53	-1.01	2.35	<MDA	12.28	2.00	-0.246	-0.38	3/27/95 13:29
7	-0.738	1.50	<MDA	7.53	0.34	2.71	<MDA	12.28	2.00	-0.246	0.13	3/27/95 13:31
8	-0.738	1.50	<MDA	7.53	3.04	3.31	<MDA	12.28	2.00	-0.246	1.13	3/27/95 13:34
9	0.760	1.50	<MDA	7.53	-1.01	2.35	<MDA	12.28	2.00	0.254	-0.38	3/27/95 13:36
10	0.760	1.50	<MDA	7.53	1.69	3.03	<MDA	12.28	2.00	0.254	0.63	3/27/95 13:38
11	0.760	1.50	<MDA	7.53	0.34	2.71	<MDA	12.28	2.00	0.254	0.13	3/27/95 13:40
12	0.760	1.50	<MDA	7.53	5.73	3.83	<AL	12.28	2.00	0.254	2.13	3/27/95 13:42
13	-0.738	1.50	<MDA	7.53	-2.36	1.92	<MDA	12.28	2.00	-0.246	-0.88	3/27/95 13:45
14	0.760	1.50	<MDA	7.53	-1.01	2.35	<MDA	12.28	2.00	0.254	-0.38	3/27/95 13:47
15	-0.738	1.50	<MDA	7.53	4.39	3.58	<AL	12.28	2.00	-0.246	1.63	3/27/95 13:49
16	-0.738	1.50	<MDA	7.53	3.04	3.31	<MDA	12.28	2.00	-0.246	1.13	3/27/95 13:51
17	-0.738	1.50	<MDA	7.53	-3.71	1.37	<MDA	12.28	2.00	-0.246	-1.38	3/27/95 13:53
18	-0.738	1.50	<MDA	7.53	1.69	3.03	<MDA	12.28	2.00	-0.246	0.63	3/27/95 13:56
19	0.760	1.50	<MDA	7.53	-1.01	2.35	<MDA	12.28	2.00	0.254	-0.38	3/27/95 13:58

15W 14W 13W 12W 11W 10W 9W 8W 7W 6W 5W 4W 3W

20W 19W 18W 17W 16W

UNIT: 1-6-1  
SN: 01-199  
DATE: 2-9-95  
BY: LS/VT.



## Blairsville Point Survey Form #003

Survey Serial #:	01-200
Survey Section:	1
Survey Unit:	11
Survey Sub-unit:	2

Alpha Survey Instruments				
Inst. S/N	Inst. Code	Eff. %	Corr. Fac.	Bkg. CPM
1510	6	21.4	4.67	4


Beta Survey Instruments				
Inst. S/N	Inst. Code	Eff. %	Corr. Fac.	Bkg. CPM
1593	11	35.4	2.82	255

Gamma or Beta/Gamma Instruments			
Inst. S/N	Inst. Code	Bkg.	Detection Type

Classification:	4
Survey Type:	LOWER WALL
Survey Date:	2/8/95
Count Date:	3/27/95

Alpha Counting Instruments				
Inst. S/N	Inst. Code	Eff. %	Corr. Fac.	Bkg. CPM
13295	2	33.37	3.00	0.25

Beta Counting Instruments				
Inst. S/N	Inst. Code	Eff. %	Corr. Fac.	Bkg. CPM
13295	3	37.06	2.70	1.88

Surveyor:	V. TAYLOR
Signature:	

Surface Description	Coordinates		Gamma at 1m uR/hr	Gamma Inst. Code	Beta/Gamma Contact mR/hr	Beta/Gamma Code	Contact Gross 1 min. Count Alpha	Alpha Inst. Code	Contact Gross 1 min. Count Beta	Beta Inst. Code	Scan Contact Gross CPM		Removable DPM/100 cm2 Alpha	Alpha Count Code	Removable DPM/100 cm2 Beta	Beta Count Code	Comments
	X	Y									Max Beta	Avg Beta					
PAINTED BLOCK	1	0.5	N/A	N/A	N/A	N/A	2	6	242	11	297	230	-0.74	2	-1.01	3	EAST WALL
PAINTED BLOCK	3.5	2	N/A	N/A	N/A	N/A	2	6	244	11	266	210	-0.74	2	-2.36	3	EAST WALL



**LB5100-W Low Background Counting System -- Smear Analysis**

Date: 3/27/95  
 Counting Unit id: 1  
 Data file name: C:\LBXL\UNIT1\B01-200.XLD  
 Batch Ended: 3/27/95 14:02  
 Crosstalk Correction: Not Applied

Alpha activity action level (DPM): 20.00  
 Beta activity action level (DPM): 200.00  
 Certainty level for MDA and flags: 95.00%  
 High Voltage Setting: 1410

Application Revision: 3  
 Application Version: Standard

Batch ID: Blairsville 1-11-2

Carrier	Alpha Activity				Beta Activity				Count time (min)	Alpha CPM	Beta CPM	Completion Date - Time
	DPM	$\sigma$	flags	MDA	DPM	$\sigma$	flags	MDA				
20	-0.738	1.50	<MDA	7.53	-1.01	2.35	<MDA	12.28	2.00	-0.246	-0.38	3/27/95 14:00
21	-0.738	1.50	<MDA	7.53	-2.36	1.92	<MDA	12.28	2.00	-0.246	-0.88	3/27/95 14:02

Alpha efficiency log file: th230ab Alpha Efficiency: 33.37% Alpha to Beta Crosstalk: 24.79% Alpha Background (CPM): 0.246428571 Alpha Correction Factor: 1.000
Beta efficiency log file: tc99ab Beta Efficiency: 37.06% Beta into Alpha Crosstalk: 0.03% Beta Background (CPM): 1.875 Beta Correction Factor: 1.000

UNIT: 1-11-2

SN: 01-200

DATE: 2-8-95

BY: QOT.

BAY 2 MAIN BUILDING  
MID BAY PRODUCTION OFFICE  
(UNIT 1-11)

