

**DIAGRAMS AND DATA SHEETS  
FOR RADIOLOGICAL SURVEYS OF BUILDINGS**

**JULY 20, 2000**

**VOLUME 1 OF 7**

**WESTINGHOUSE ELECTRIC CORPORATION**

**BLAIRSVILLE, PA**

**REPORT #003**

**DIAGRAMS AND DATA SHEETS  
FOR RADIOLOGICAL SURVEYS OF BUILDINGS**

**TABLE OF CONTENTS**

	<u>Page Number</u>
Purpose	1
Scope	1
Discussion	1
Appendix A: Site Diagrams	
Appendix B: Survey Unit 1 Diagrams	
Appendix C: Survey Unit 2 Diagrams	
Appendix D: Survey Unit 3 Diagrams	
Appendix E: Survey Unit 4 Diagrams	
Appendix F: Original Radiological Survey Data Sheets Building 1	
Appendix G: Original Radiological Survey Data Sheets Building 2	
Appendix H: Original Radiological Survey Data Sheets Building 3	
Appendix I: Original Radiological Survey Data Sheets Building 4	

DIAGRAMS AND DATA SHEETS  
FOR RADIOLOGICAL SURVEYS OF BUILDINGS

Purpose

The Westinghouse Blairsville Site utilized nuclear materials during the period of the mid to late 1950's to the early part of the 1960's. Work was performed both under licenses with the atomic Energy Commission and for the Bettis Atomic Power Laboratory. Although all work ceased during the 1960's, subsequent radiological surveys and investigations, starting in 1993, established that some residual radioactivity, primarily in underground piping and subsurface soil contamination, existed on the site. During the period of 1993 through the present, additional remediation work and radiological surveys have been conducted to establish that the site can be released for unrestricted use. This series of reports documents the results of the final status radiological surveys subsequent to the various remediation efforts.

Scope

This report compiles all of the building diagrams, both site maps and individual survey section maps. Also included are all of the original radiological survey data sheets used in the final unconditional building release analysis.

Discussion

Blairsville site diagrams included in Appendix A, give an overall view of the structures and some of the internals relevant to the overall report. The building internals in this appendix give an equipment layout of the office areas in Building 1. Also included is an example survey sample grid, applied to Building 1, following the procedure found in Report #006. Finally, a site-sectioning diagram showing the survey sections and units is provided.

Appendices B, C, D, and E include all sub-unit diagrams for survey units 1, 2, 3, and 4 respectively. These diagrams are sorted in consecutive order within each appendix. Appendices F, G, H, and I contain the original radiological survey data sheets for buildings 1, 2, 3, and 4 respectively. These appendices are arranged in consecutive order per the survey serial numbers and each contains the "Blairsville Point Survey Form #003". Many surveys also contain a "LB5100-W Low Background Counting System – Smear Analysis" printout, and/or a respective location diagram.

**DIAGRAMS AND DATA SHEETS  
FOR RADIOLOGICAL SURVEYS OF BUILDINGS**

List of Volume Contents

Vol.      Appendix      Contents

1.    Appendix A:    Site Diagrams  
      Appendix B:    Survey Unit 1 Diagrams  
      Appendix C:    Survey Unit 2 Diagrams  
      Appendix D:    Survey Unit 3 Diagrams  
      Appendix E:    Survey Unit 4 Diagrams
2.    Appendix F:    Data Sheets for Building 1, Survey Serial #: 001-100
3.    Appendix F:    Data Sheets for Building 1, Survey Serial #: 101-200
4.    Appendix F:    Data Sheets for Building 1, Survey Serial #: 201-300
5.    Appendix F:    Data Sheets for Building 1, Survey Serial #: 301-400
6.    Appendix F:    Data Sheets for Building 1, Survey Serial #: 401-486
7.    Appendix G:    Data Sheets for Building 2, Survey Serial #: 001-057  
      Appendix H:    Data Sheets for Building 3, Survey Serial #: 001-028  
      Appendix I:    Data Sheets for Building 4, Survey Serial #: 001-018

## **APPENDIX A**

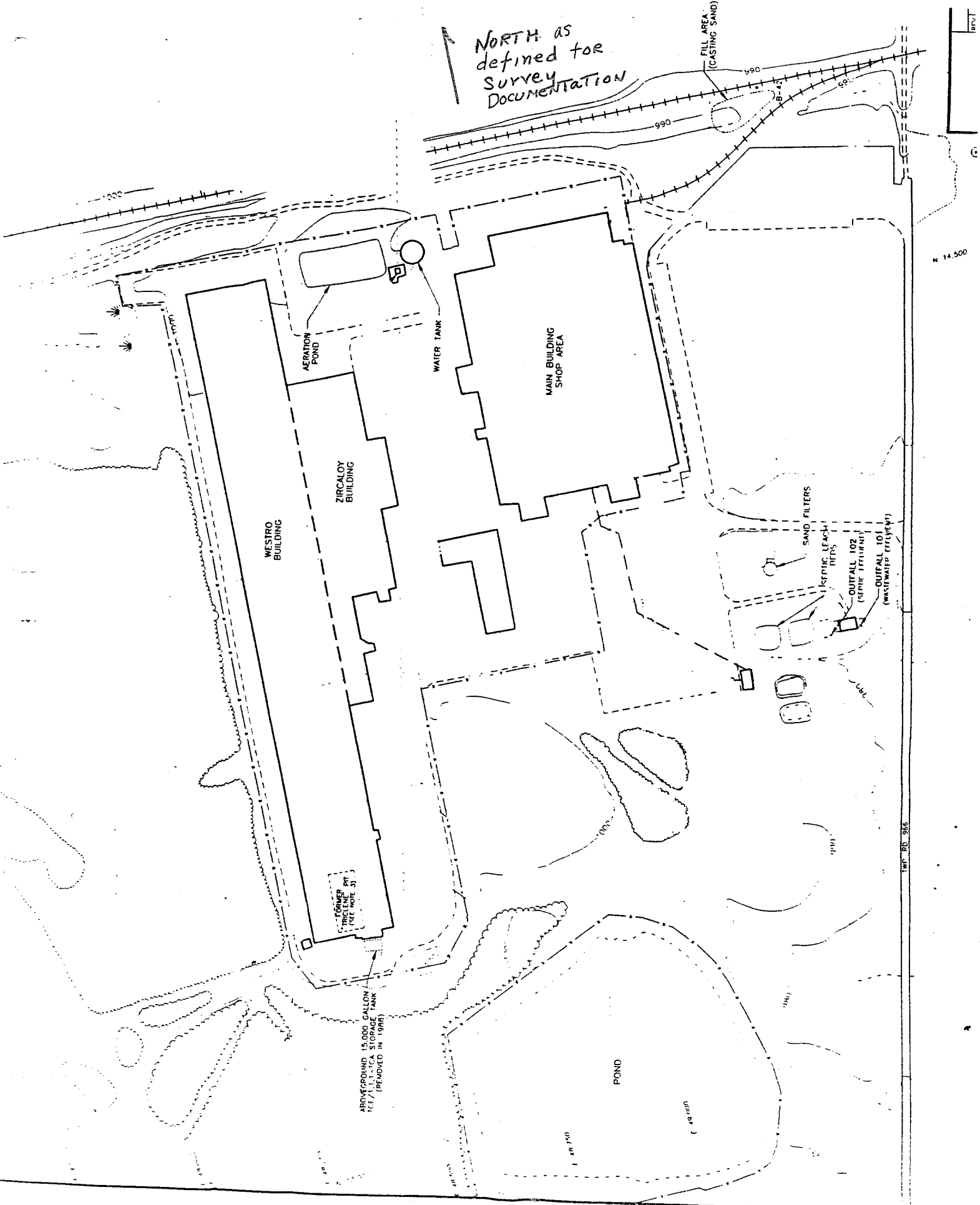
### **SITE DIAGRAMS**

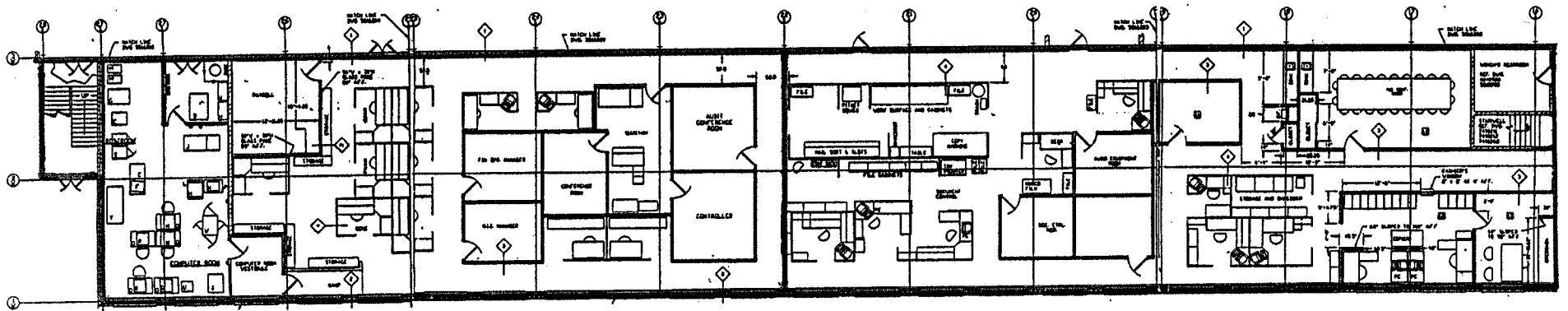
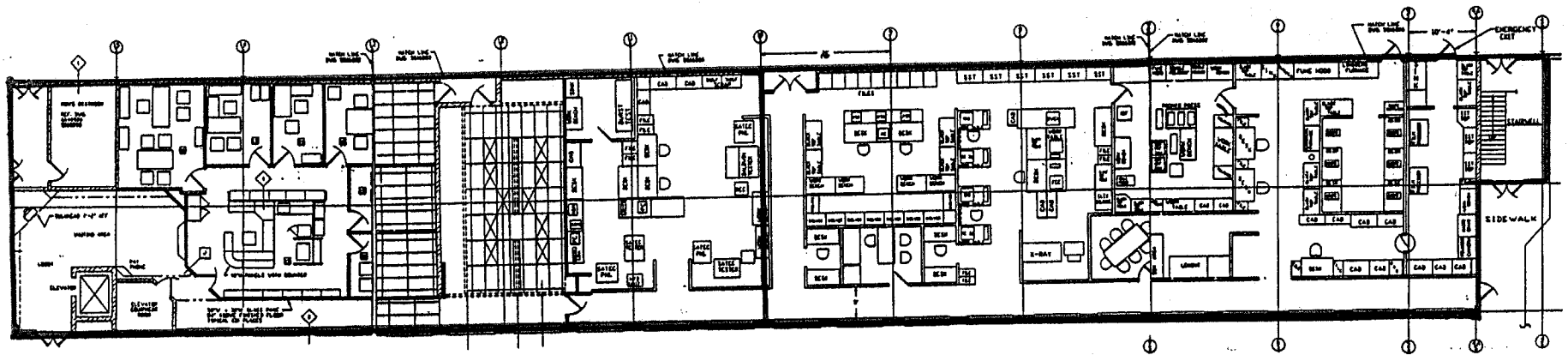
NORTH AS  
defined for  
Survey  
DOCUMENTATION


FILL AREA  
(CASTING SAND)

N 14.500

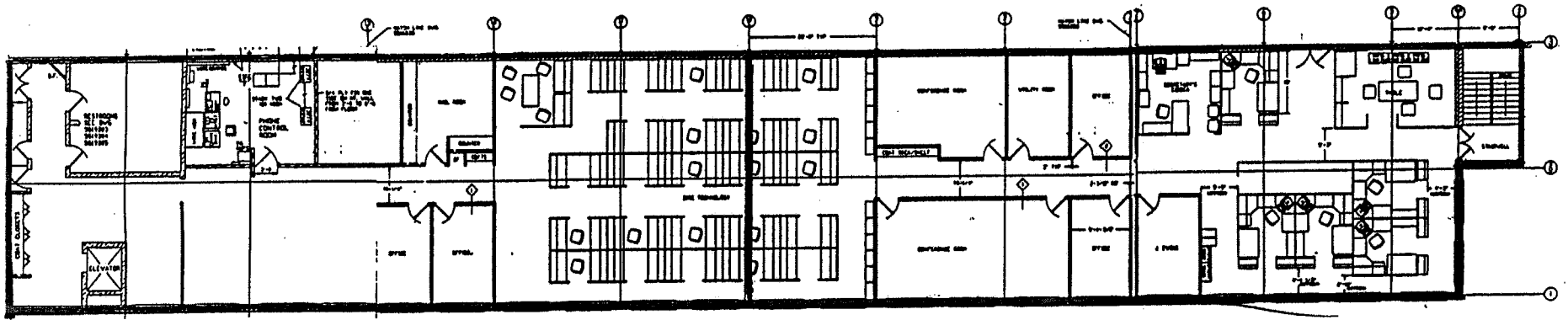
TWP. RD. 966



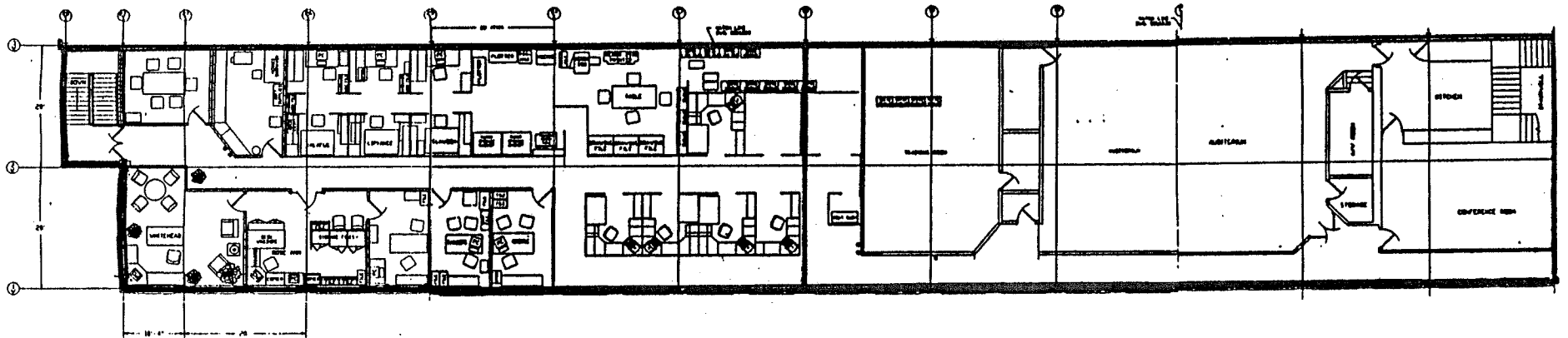



 <b>Westinghouse Electric Corporation</b> SPECIALTY METALS PLANT BLAIRSVILLE, PA. USA.			
MAIN BUILDING EQUIPMENT LAYOUT OFFICE AREA			
SCALE	25 = 12		
SHT	1	OF 1	SHTS
		DWG. NO.	5516D04
		REV.	03

1st Floor



N →



	<b>Westinghouse Electric Corporation</b> SPECIALTY METALS PLANT BLAIREVILLE PA USA	
	THIS DEPT. LAYOUT SECOND FLOOR MAIN BUILDING	
SCALE 25'-12" SHEET 1 OF 1 2411	PROJ. NO. <b>5516D37</b>	REV. <b>02</b>

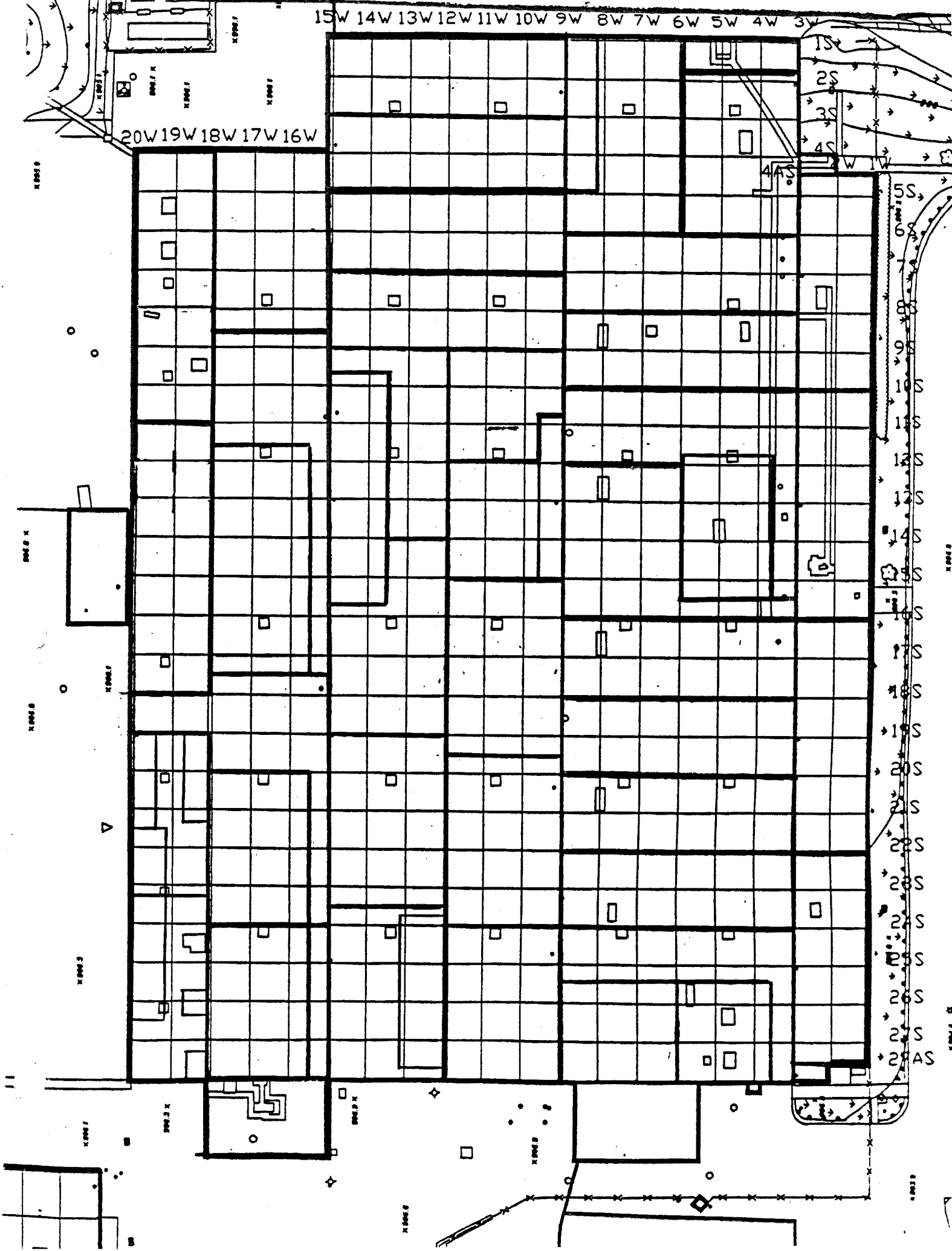
2nd Floor

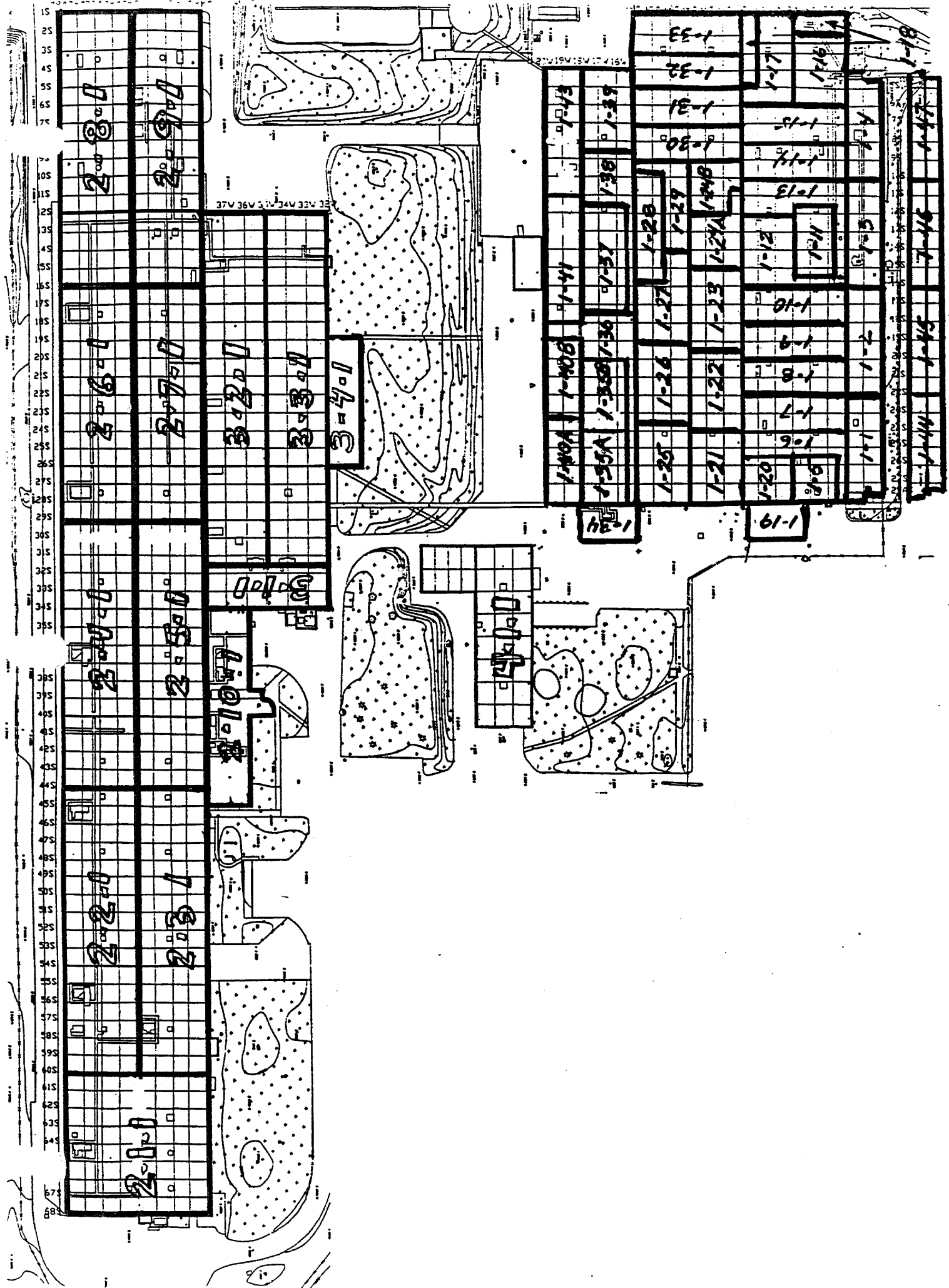


15W 14W 13W 12W 11W 10W 9W 8W 7W 6W 5W 4W 3W

20W 19W 18W 17W 16W

1S  
2S  
3S  
4S  
5S  
6S  
7S  
8S  
9S  
10S  
11S  
12S  
13S  
14S  
15S  
16S  
17S  
18S  
19S  
20S  
21S  
22S  
23S  
24S  
25S  
26S  
27S  
28S  
29S  
30S  
31S  
32S  
33S  
34S  
35S  
36S  
37S  
38S  
39S  
40S  
41S  
42S  
43S  
44S  
45S  
46S  
47S  
48S  
49S  
50S  
51S  
52S  
53S  
54S  
55S  
56S  
57S  
58S  
59S  
60S  
61S  
62S  
63S  
64S  
65S  
66S  
67S  
68S  
69S  
70S  
71S  
72S  
73S  
74S  
75S  
76S  
77S  
78S  
79S  
80S  
81S  
82S  
83S  
84S  
85S  
86S  
87S  
88S  
89S  
90S  
91S  
92S  
93S  
94S  
95S  
96S  
97S  
98S  
99S  
100S





**APPENDIX B**

**SURVEY UNIT 1 DIAGRAMS**

5516D05

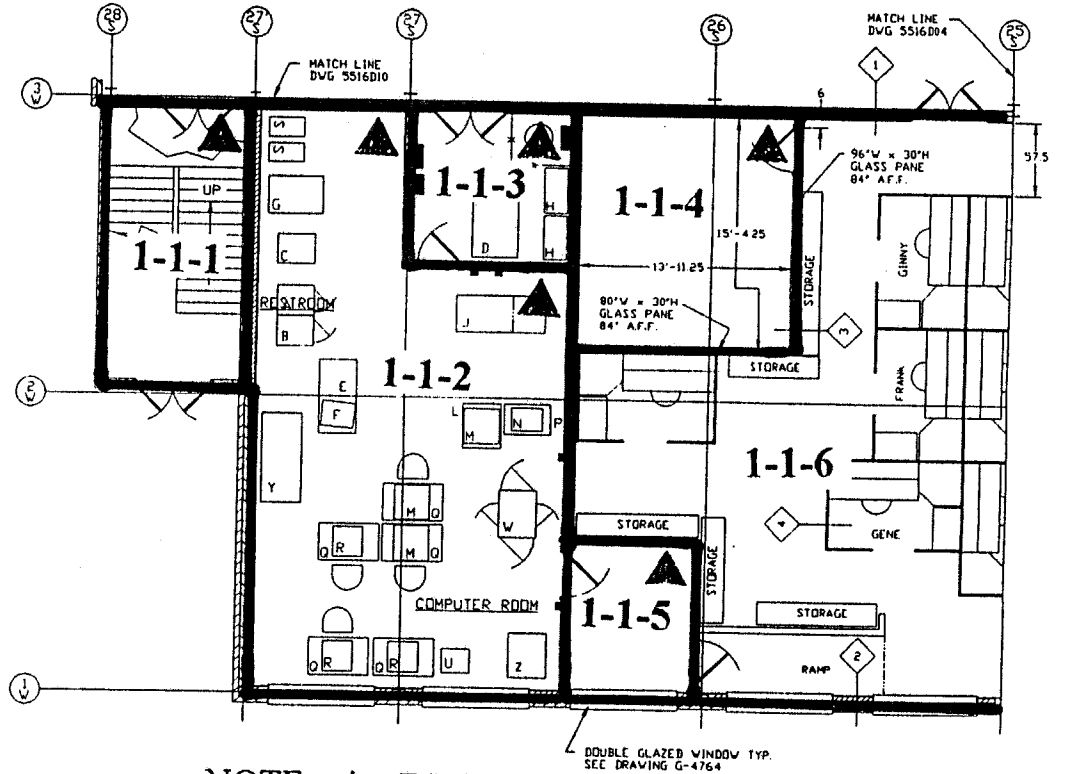
COMPUTER ROOM EQUIPMENT LEGEND

- A - 4997 RACK SERIES 1 COMPUTER
- B - 4997 RACK W/SERIES 1 COMPUTER
- C - C251 PRINTER FOR SERIES 1 COMPUTER
- D - CHECK PRINTER
- E - 30" x 60" TABLE
- F - 303J CRT
- G - BURSTER
- H - METAL SHELVING UNIT x 84" HIGH
- J - 5360 SYSTEM 36 COMPUTER
- K - BOOKCASE
- L - STANDUP WORK STATION
- M - 5251 OPERATOR'S CONSOLE FOR SYSTEM 36 COMPUTER
- N - PRINTER STAND
- P - 5256 PRINTER
- Q - 30" x 48" TABLE
- R - 5291 OPERATOR'S CONSOLE FOR SYSTEM 36 COMPUTER
- S - 5 DRAWER FILING CABINET
- T - TELEX
- U - FACSIMILE V/TELEPHONE & MODUM
- V - 34" x 72" TABLE
- W - 3262 PRINTER FOR SYSTEM 36 COMPUTER
- Y - AIR CONDITIONING UNIT
- Z - CP9 VOLTAGE REGULATOR

SEE CAD00373 FOR FIRE PROTECTION EQUIPMENT LAYOUT

LEGEND

- ① 8" BLOCK, 3/4" PLASTER, AND 5/8" DRYWALL
- ② 4" BRICK, 4" BLOCK, 1" PLASTER, 3-1/2" WOOD FRAME W/INSULATION
- ③ 3-1/2" WOOD FRAME AND 5/8" DRYWALL 115" HIGH
- ④ WESTINGHOUSE MODULAR WALL UNITS (ASD) 60" HIGH



NOTE: ▲ DESIGNATES NORTHERN MOST WEST CORNER (0, 0 Reference point)

TO FRAMES & ANCHORS, NOTES SHALL APPLY UNLESS SPECIFIED OTHERWISE TO FRAMES AND ANCHORS SHALL BE AS SHOWN ON THE DRAWING UNLESS OTHERWISE SPECIFIED.

WESTINGHOUSE PROPRIETARY DATA

THIS DOCUMENT CONTAINS PROPRIETARY INFORMATION OF THE WESTINGHOUSE ELECTRICAL CORPORATION AND IS LOANED TO YOU IN CONFIDENCE AND THIS AND IS TO BE RETURNED TO THE WESTINGHOUSE ELECTRICAL CORPORATION IMMEDIATELY UPON THE COMPLETION OF THE PROJECT FOR WHICH IT WAS PREPARED WITHOUT THE PRIOR WRITTEN PERMISSION OF THE CORPORATION.

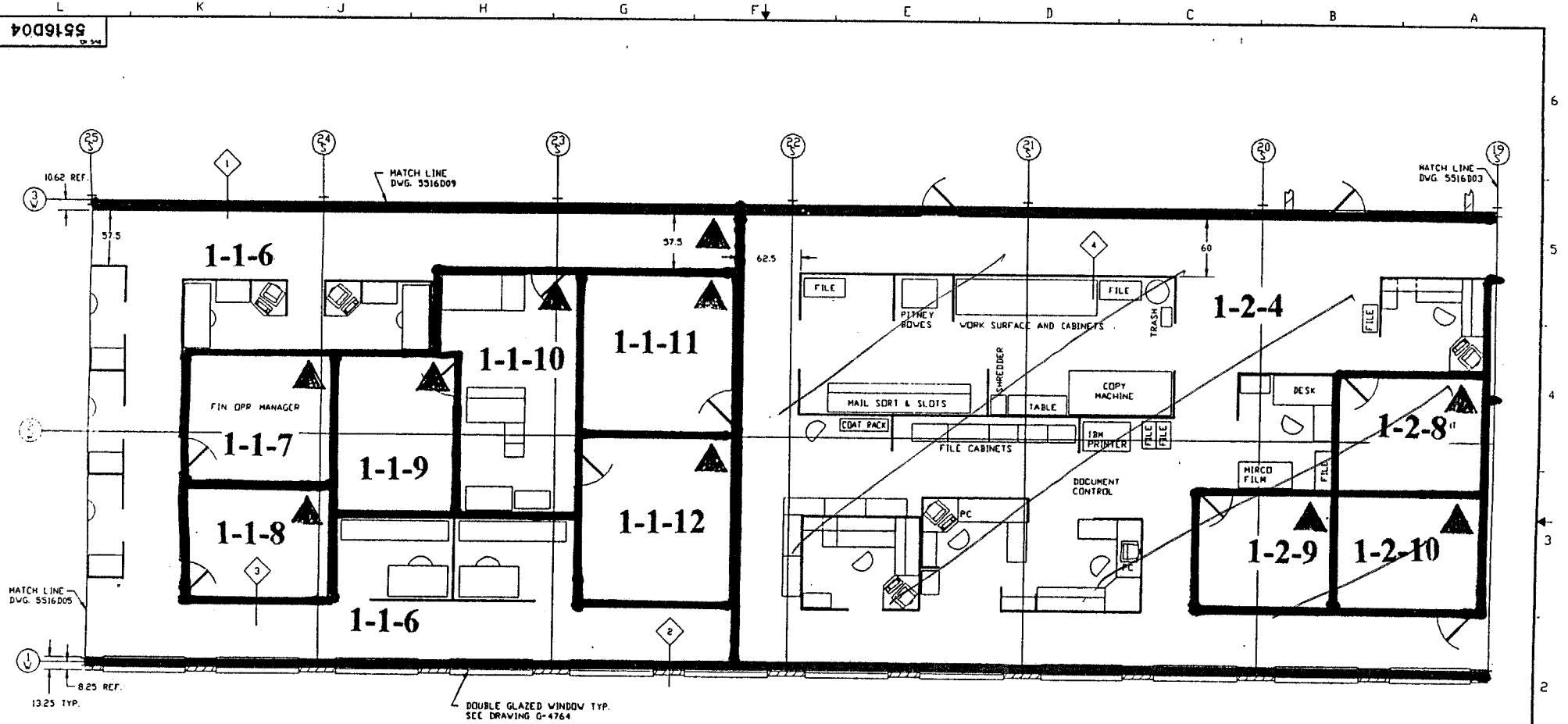
GROUP 1 - 4

DES BY	CLAWSON	11/1/71
DATE		
CHKD BY		
DATE		
APP'D BY		
DATE		

**Westinghouse Electric Corporation**  
SPECIALTY METALS PLANT BLAIRSVILLE PA USA

PROJECT: MAIN BUILDING EQUIPMENT LAYOUT OFFICE AREA

5516D04

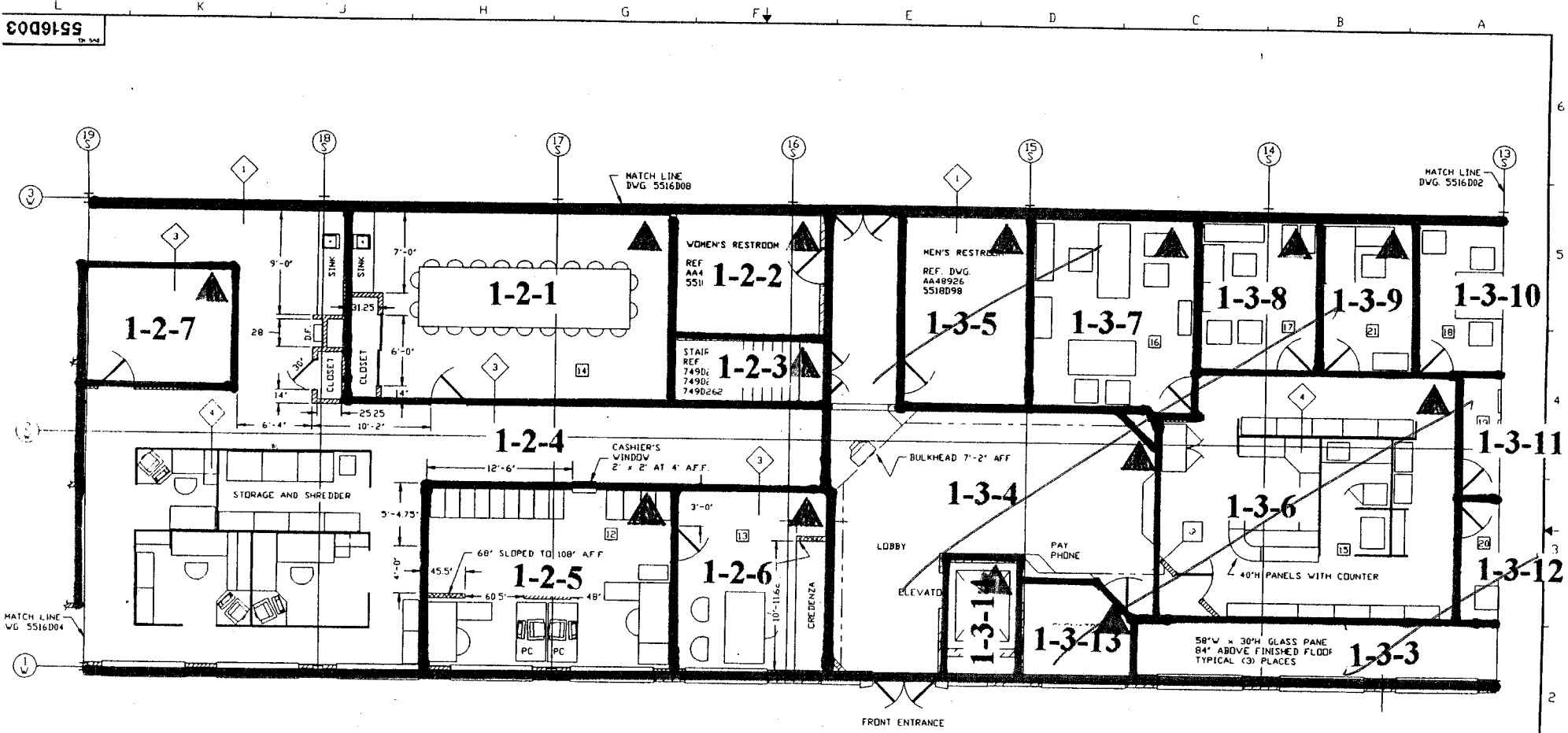


- LEGEND**
- ① 8" BLOCK, 3/4" PLASTER, AND 5/8" DRYWALL
  - ② 4" BRICK, 4" BLOCK, 1" PLASTER, 3-1/2" WOOD FRAME W/INSULATION
  - ③ 3-1/2" WOOD FRAME AND 5/8" DRYWALL 115" HIGH
  - ④ WESTINGHOUSE MODULAR WALL UNITS (ASD) 60" HIGH

**NOTE:** ▲ DESIGNATES NORTHERN MOST WEST CORNER (0, 0 Reference point)

REVISIONS NO. DATE BY 1 10/1/80 JAC 2 10/1/80 JAC 3 10/1/80 JAC 4 10/1/80 JAC 5 10/1/80 JAC	TOLERANCES & FINISHING NOTES UNLESS OTHERWISE SPECIFIED FINISHING SHALL BE AS FOLLOWS: WALLS 1/2" PLASTER OVER 5/8" DRYWALL OR 1/2" PLASTER OVER 1/2" GYP BOARD FINISHING SHALL BE AS FOLLOWS: FLOORS 1/2" PLASTER OVER 1/2" GYP BOARD FINISHING SHALL BE AS FOLLOWS: CEILING 1/2" PLASTER OVER 1/2" GYP BOARD FINISHING SHALL BE AS FOLLOWS: DOORS 1/2" PLASTER OVER 1/2" GYP BOARD FINISHING SHALL BE AS FOLLOWS: WINDOWS 1/2" PLASTER OVER 1/2" GYP BOARD	WESTINGHOUSE PROPRIETARY DATA THIS DOCUMENT CONTAINS PROPRIETARY INFORMATION OF THE WESTINGHOUSE ELECTRIC CORPORATION NUCLEAR FUEL OPERATIONS DIVISIONS. IT IS TRANSMITTED TO YOU IN CONFIDENCE AND IT IS TO BE RETURNED UPON REQUEST. ITS CONTENT MAY NOT BE REPRODUCED OR TRANSMITTED IN ANY FORM OR BY ANY MEANS WITHOUT THE WRITTEN PERMISSION OF THE WESTINGHOUSE NUCLEAR FUEL OPERATIONS DIVISIONS.	REV BY: CLAVSON DATE: 11-27-80 DESG: [ ] DWG NO: [ ] SHEET NO: [ ] TOTAL SHEETS: [ ]	TITLE <b>Westinghouse Electric Corporation</b> SPECIALTY METALS PLANT BLAIRSVILLE, PA, USA <b>MAIN BUILDING EQUIPMENT LAYOUT OFFICE AREA</b> SCALE: 25' = 1"	5516D04
---	--	--	---	--	---------

5516D03

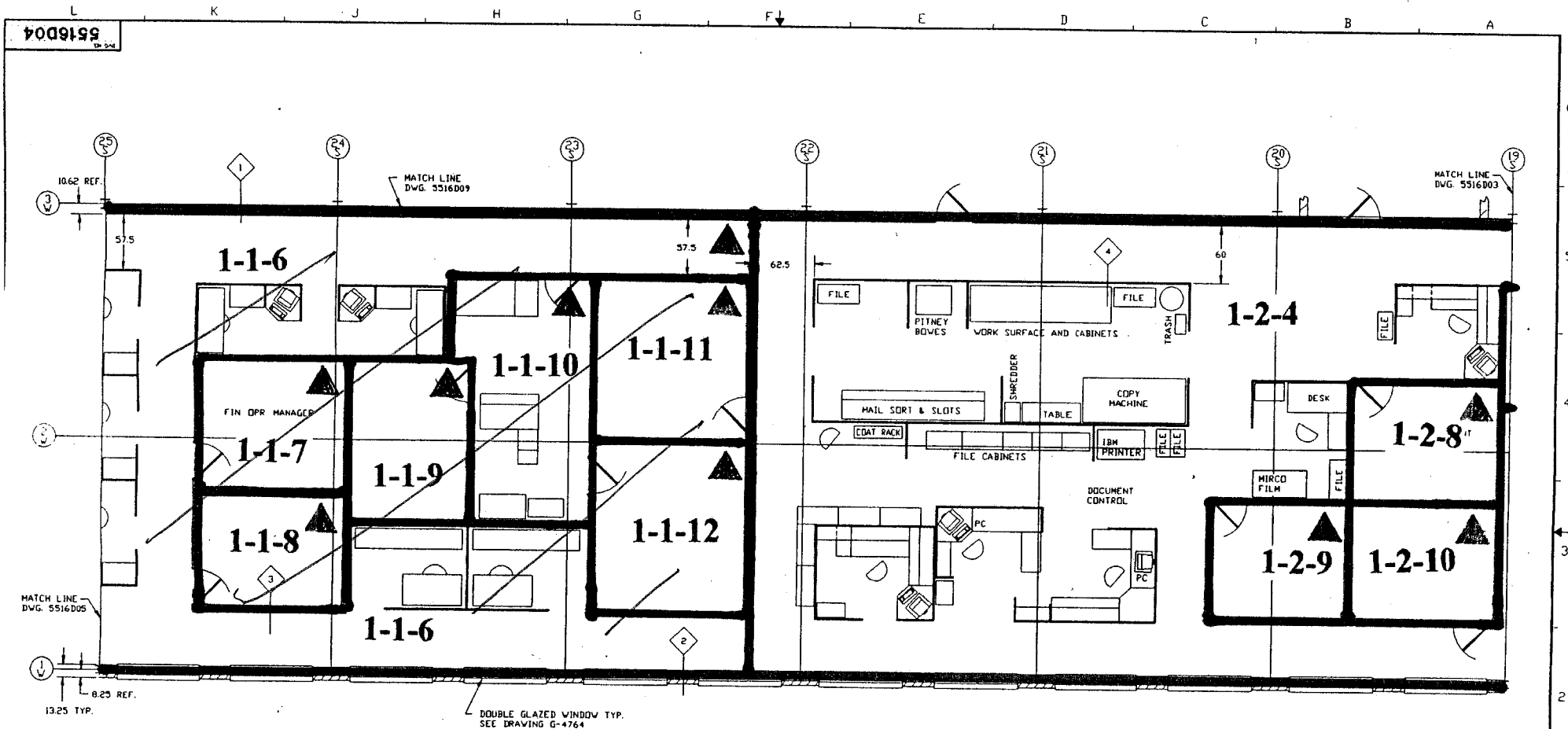


- LEGEND
- ◊ 8" BLOCK, 3/4" PLASTER, AND 5/8" DRYWALL
  - ◊ 4" BRICK, 4" BLOCK, 1" PLASTER, 3-1/2" WOOD FRAME W/INSULATION
  - ◊ 3-1/2" WOOD FRAME AND 5/8" DRYWALL 115' HIGH
  - ◊ WESTINGHOUSE MODULAR WALL UNITS (ASB) 60" HIGH
  - ▨ = 3-1/2" WOOD FRAME AND 5/8" DRYWALL PARTITIONS CONSTRUCTED AS NOTED

NOTE: ▲ DESIGNATES NORTHERN MOST WEST CORNER (0, 0 Reference point)

DESIGN	W. CLAWSON	02/17/74	<b>Westinghouse Electric Corporation</b> SPECIALTY METALS PLANT BLAIRSVILLE, PA. USA	REV	07
CHKD				TITLE <b>MAIN BUILDING EQUIPMENT LAYOUT OFFICE AREA</b>	SCALE
DESIGN				SHT	1 OF 1 SHES
DATE				DWG NO.	<b>5516D03</b>

5516D04



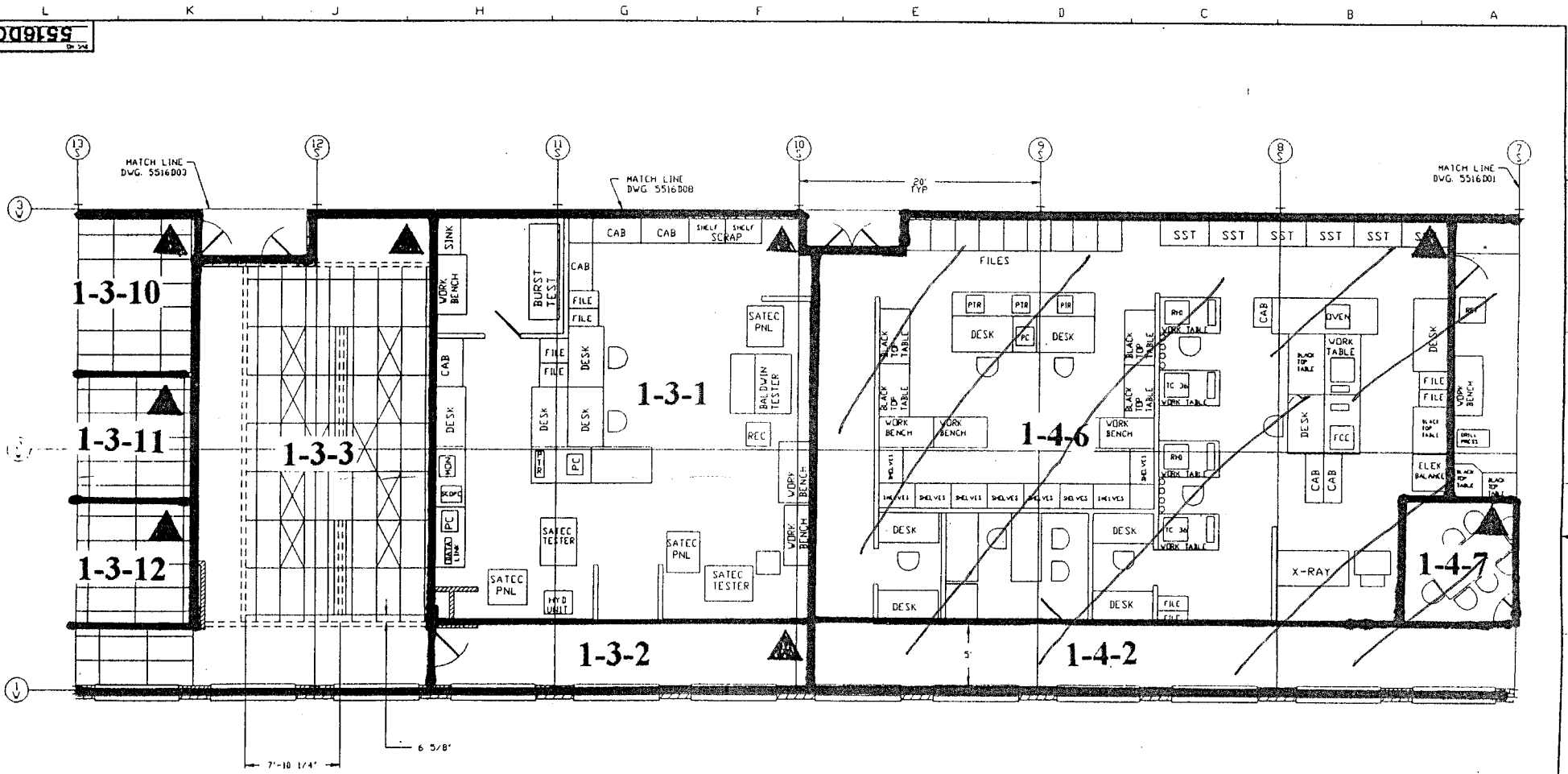
LEGEND

- ◆ 8" BLOCK, 3/4" PLASTER, AND 5/8" DRYWALL
- ◆ 4" BRICK, 4" BLOCK, 1" PLASTER, 3-1/2" WOOD FRAME W/INSULATION
- ◆ 3-1/2" WOOD FRAME AND 5/8" DRYWALL 115' HIGH
- ◆ WESTINGHOUSE MODULAR WALL UNITS (ASD) 60" HIGH

NOTE: ▲ DESIGNATES NORTHERN MOST WEST CORNER (0, 0 Reference point)

<p>REVISIONS</p> <table border="1"> <tr><td>NO.</td><td>DATE</td><td>DESCRIPTION</td></tr> <tr><td>1</td><td>10/28/80</td><td>ISSUED FOR CONSTRUCTION</td></tr> </table>	NO.	DATE	DESCRIPTION	1	10/28/80	ISSUED FOR CONSTRUCTION	<p>TOLERANCES &amp; FINISHING NOTES</p> <p>UNLESS OTHERWISE SPECIFIED</p> <p>FINISHES TO BE AS SHOWN</p> <p>ALL DIMENSIONS UNLESS OTHERWISE SPECIFIED ARE TO FACE UNLESS INDICATED OTHERWISE</p> <p>ALL DIMENSIONS UNLESS OTHERWISE SPECIFIED ARE TO FACE UNLESS INDICATED OTHERWISE</p> <p>ALL DIMENSIONS UNLESS OTHERWISE SPECIFIED ARE TO FACE UNLESS INDICATED OTHERWISE</p>	<p>WESTINGHOUSE PROPRIETARY DATA</p> <p>THIS DOCUMENT CONTAINS PROPRIETARY INFORMATION OF THE WESTINGHOUSE ELECTRIC CORPORATION NUCLEAR FUEL OPERATIONS DIVISIONS. IT IS UNCLASSIFIED TO YOU IN CONFIDENCE AND THIS AND ITS CONTENTS ARE NOT TO BE DISCLOSED IN WHOLE OR IN PART TO OTHERS OR USED FOR OTHER THAN THE PURPOSE FOR WHICH ISSUED WITHOUT THE PRIOR WRITTEN PERMISSION OF THE WESTINGHOUSE NUCLEAR FUEL OPERATIONS DIVISIONS.</p>	<table border="1"> <tr><td>DESIGN</td><td>CLAWSON</td><td>11-07-80</td></tr> <tr><td>DRAWN</td><td></td><td></td></tr> <tr><td>CHECKED</td><td></td><td></td></tr> <tr><td>IN CHARGE</td><td></td><td></td></tr> <tr><td>APP</td><td></td><td></td></tr> </table>	DESIGN	CLAWSON	11-07-80	DRAWN			CHECKED			IN CHARGE			APP			<p>Westinghouse Electric Corporation</p> <p>SPECIALTY METALS PLANT BLAIRSVILLE, PA. USA.</p> <p>MAIN BUILDING EQUIPMENT LAYOUT OFFICE AREA</p> <p>SCALE 25 = 12</p> <p>5516D04</p>
NO.	DATE	DESCRIPTION																							
1	10/28/80	ISSUED FOR CONSTRUCTION																							
DESIGN	CLAWSON	11-07-80																							
DRAWN																									
CHECKED																									
IN CHARGE																									
APP																									

5516D02



NOTE: ▲ DESIGNATES NORTHERN MOST WEST CORNER (0, 0 Reference point)

REV	DATE	BY	CHKD
4			
5			

WESTINGHOUSE PROPRIETARY DATA

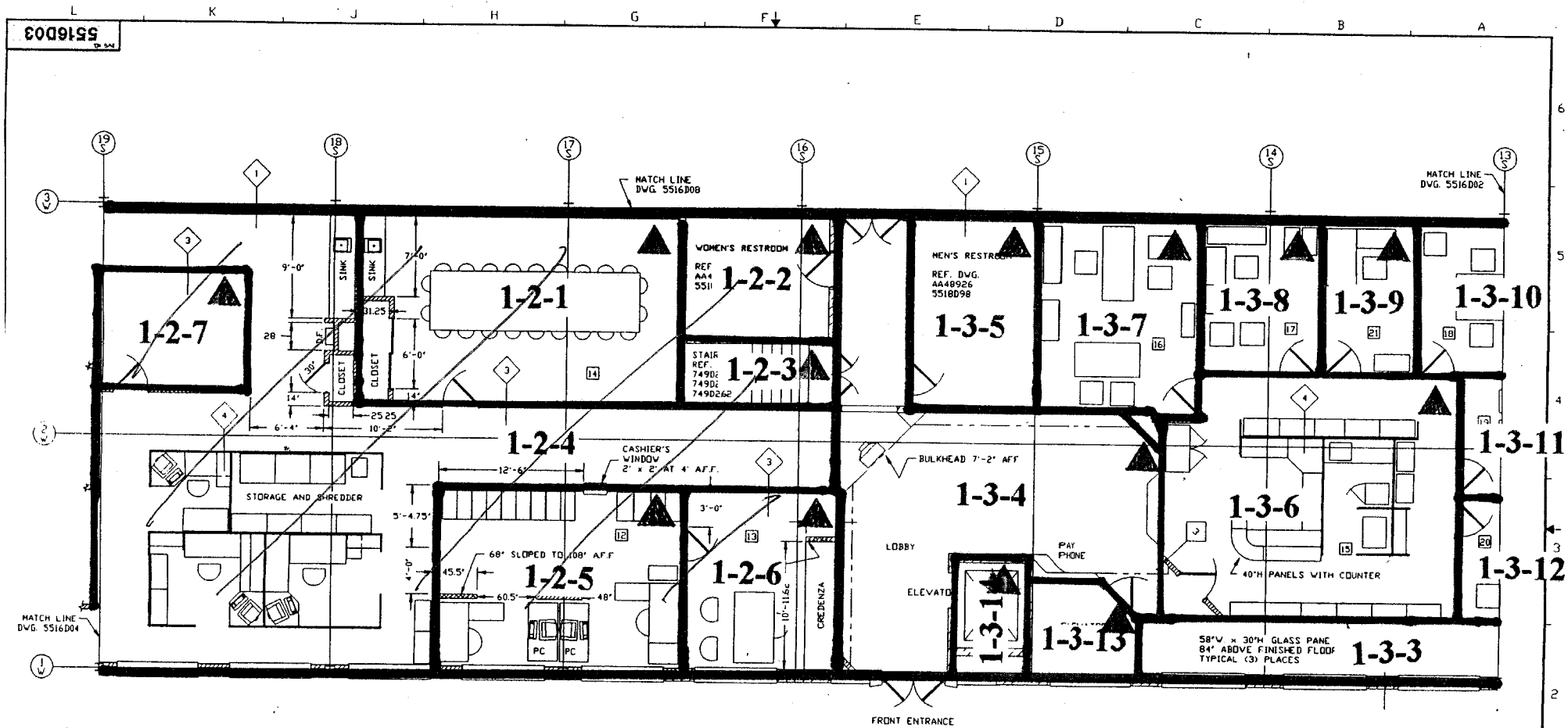
THIS DRAWING CONTAINS PROPRIETARY INFORMATION OF THE WESTINGHOUSE ELECTRIC CORPORATION. IT IS LOANED TO YOU BY THE WESTINGHOUSE ELECTRIC CORPORATION AND IS TO BE RETURNED TO THE COMPANY IMMEDIATELY UPON THE COMPLETION OF THE PROJECT FOR WHICH IT WAS LOANED. IT IS NOT TO BE REPRODUCED OR TRANSMITTED IN ANY FORM OR BY ANY MEANS, ELECTRONIC OR MECHANICAL, INCLUDING PHOTOCOPYING, RECORDING, OR BY ANY INFORMATION STORAGE AND RETRIEVAL SYSTEM, WITHOUT THE PRIOR WRITTEN PERMISSION OF THE WESTINGHOUSE ELECTRIC CORPORATION.

WESTINGHOUSE PROPRIETARY DATA

THIS DRAWING CONTAINS PROPRIETARY INFORMATION OF THE WESTINGHOUSE ELECTRIC CORPORATION. IT IS LOANED TO YOU BY THE WESTINGHOUSE ELECTRIC CORPORATION AND IS TO BE RETURNED TO THE COMPANY IMMEDIATELY UPON THE COMPLETION OF THE PROJECT FOR WHICH IT WAS LOANED. IT IS NOT TO BE REPRODUCED OR TRANSMITTED IN ANY FORM OR BY ANY MEANS, ELECTRONIC OR MECHANICAL, INCLUDING PHOTOCOPYING, RECORDING, OR BY ANY INFORMATION STORAGE AND RETRIEVAL SYSTEM, WITHOUT THE PRIOR WRITTEN PERMISSION OF THE WESTINGHOUSE ELECTRIC CORPORATION.

DESIGN	DATE	BY	CHKD
<p>Westinghouse Electric Corporation SPECIALTY METALS PLANT BLAIRSVILLE PA USA</p>			
<p>TITLE MAIN BUILDING EQUIPMENT LAYOUT D.C. LAB.</p>			
SCALE 25' = 12"		REV 5	
SHEET 1 OF 1 SHEETS		DWG. NO. 5516D02	





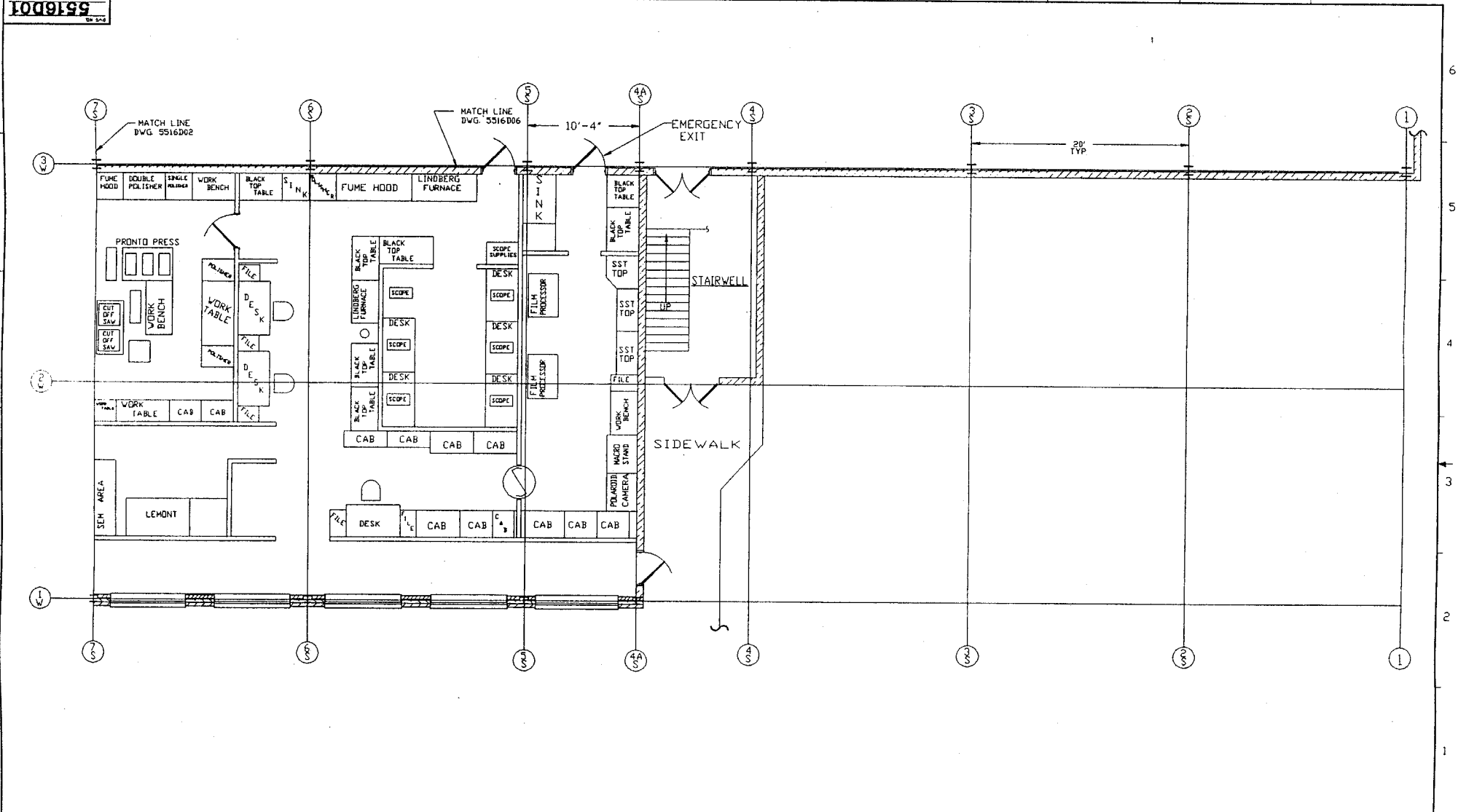
LEGEND

- ◊ 8" BLOCK, 3/4" PLASTER, AND 5/8" DRYWALL
- ◊ 4" BRICK, 4" BLOCK, 1" PLASTER, 3-1/2" WOOD FRAME W/INSULATION
- ◊ 3-1/2" WOOD FRAME AND 5/8" DRYWALL 115' HIGH
- ◊ WESTINGHOUSE MODULAR WALL UNITS (ASD) 60" HIGH
- ▨ = 3-1/2" WOOD FRAME AND 5/8" DRYWALL PARTITIONS CONSTRUCTED AS NOTED.

NOTE: ▲ DESIGNATES NORTHERN MOST WEST CORNER (0, 0 Reference point)

DESIGNED BY DRAWN BY CHECKED BY DESIGNED BY CHECKED BY APPROVED BY	DATE 8/13/74	<b>Westinghouse Electric Corporation</b> SPECIALTY METALS PLANT BLAIRSVILLE, PA USA	TITLE <b>MAIN BUILDING EQUIPMENT LAYOUT OFFICE AREA</b>	SCALE 25' = 12"	SHEET 1 OF 3 SHEETS	DRAWING NO. <b>5518D03</b>	REV 07

5516D01  
REV 001



1  
2  
3  
4  
5  
6  
7  
8  
9  
10  
11  
12  
13  
14  
15  
16  
17  
18  
19  
20  
21  
22  
23  
24  
25  
26  
27  
28  
29  
30  
31  
32  
33  
34  
35  
36  
37  
38  
39  
40  
41  
42  
43  
44  
45  
46  
47  
48  
49  
50  
51  
52  
53  
54  
55  
56  
57  
58  
59  
60  
61  
62  
63  
64  
65  
66  
67  
68  
69  
70  
71  
72  
73  
74  
75  
76  
77  
78  
79  
80  
81  
82  
83  
84  
85  
86  
87  
88  
89  
90  
91  
92  
93  
94  
95  
96  
97  
98  
99  
100

3  
4  
5  
6  
7  
8  
9  
10  
11  
12  
13  
14  
15  
16  
17  
18  
19  
20  
21  
22  
23  
24  
25  
26  
27  
28  
29  
30  
31  
32  
33  
34  
35  
36  
37  
38  
39  
40  
41  
42  
43  
44  
45  
46  
47  
48  
49  
50  
51  
52  
53  
54  
55  
56  
57  
58  
59  
60  
61  
62  
63  
64  
65  
66  
67  
68  
69  
70  
71  
72  
73  
74  
75  
76  
77  
78  
79  
80  
81  
82  
83  
84  
85  
86  
87  
88  
89  
90  
91  
92  
93  
94  
95  
96  
97  
98  
99  
100

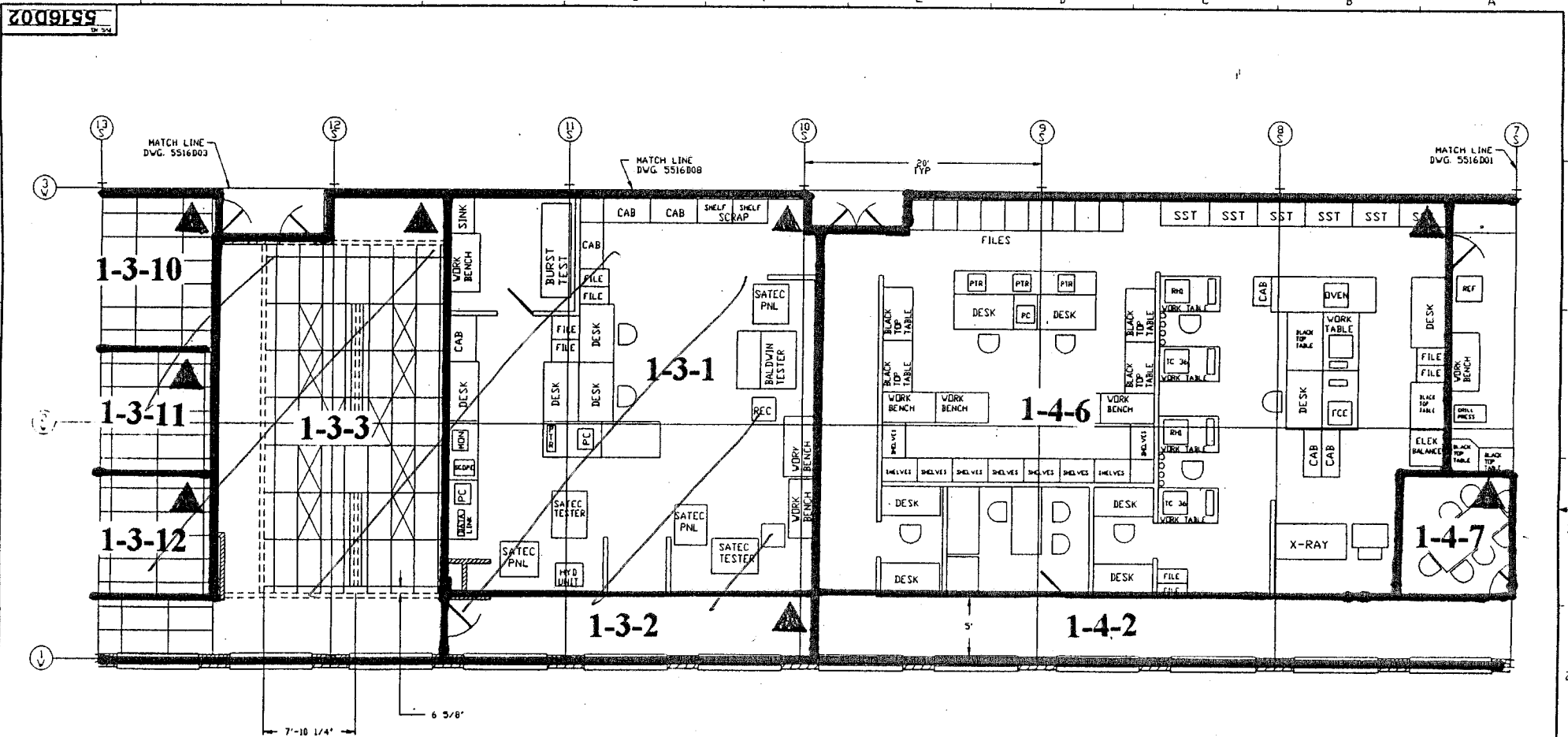
1  
2  
3  
4  
5  
6  
7  
8  
9  
10  
11  
12  
13  
14  
15  
16  
17  
18  
19  
20  
21  
22  
23  
24  
25  
26  
27  
28  
29  
30  
31  
32  
33  
34  
35  
36  
37  
38  
39  
40  
41  
42  
43  
44  
45  
46  
47  
48  
49  
50  
51  
52  
53  
54  
55  
56  
57  
58  
59  
60  
61  
62  
63  
64  
65  
66  
67  
68  
69  
70  
71  
72  
73  
74  
75  
76  
77  
78  
79  
80  
81  
82  
83  
84  
85  
86  
87  
88  
89  
90  
91  
92  
93  
94  
95  
96  
97  
98  
99  
100

TOLERANCES & FINISHING NOTES  
UNLESS OTHERWISE SPECIFIED  
DRAWING PRACTICE CENTER SYMBOLS  
DIMENSIONS TO CENTER UNLESS INDICATED OTHERWISE  
ALL DIMENSIONS UNLESS OTHERWISE SPECIFIED  
DIMENSIONS IN BRACKETED IN ANY CASE  
ALL DIMENSIONS UNLESS OTHERWISE SPECIFIED  
DIMENSIONS IN BRACKETED IN ANY CASE  
ALL DIMENSIONS UNLESS OTHERWISE SPECIFIED  
DIMENSIONS IN BRACKETED IN ANY CASE

WESTINGHOUSE PROPRIETARY DATA  
THIS DOCUMENT CONTAINS PROPRIETARY INFORMATION OF THE WESTINGHOUSE ELECTRIC CORPORATION  
NUCLEAR FUEL OPERATIONS DIVISIONS. IT IS TRANSMITTED TO YOU IN CONFIDENCE AND IS NOT TO BE REPRODUCED, COPIED, OR IN ANY MANNER DISSEMINATED TO OTHERS WITHOUT THE WRITTEN PERMISSION OF THE WESTINGHOUSE NUCLEAR FUEL OPERATIONS DIVISIONS.

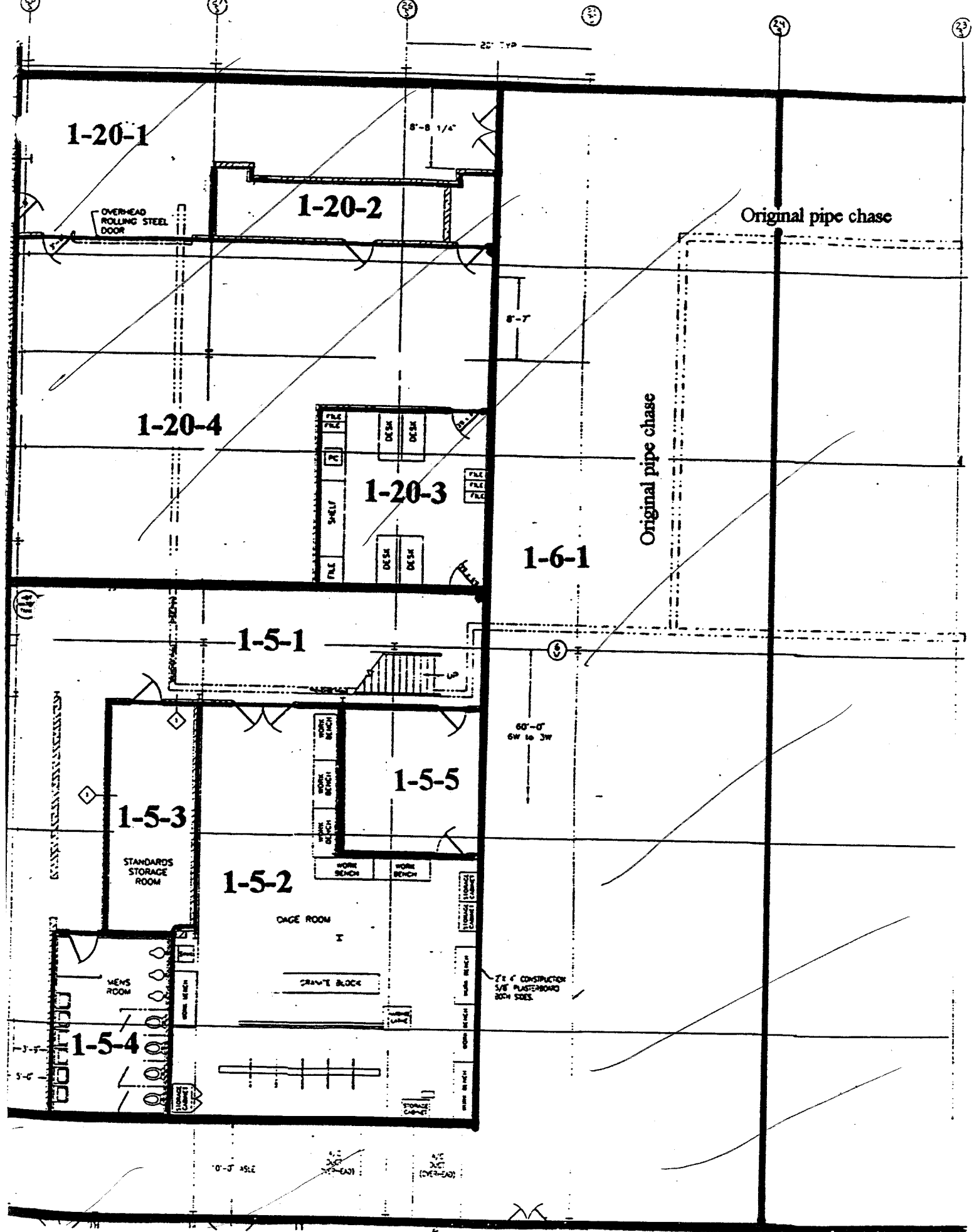
DES BY W. GLEASON  
CHK BY  
APP  
304270  
5516J02  
3042710

		<b>Westinghouse Electric Corporation</b> SPECIALTY METALS PLANT BLAIRSVILLE, PA. USA	
TITLE <b>MAIN BUILDING EQUIPMENT LAYOUT OC LABS</b>			
SCALE 25' = 12'			
DWG. NO. <b>5516D01</b>			REV. NO. <b>3</b>



NOTE: ▲ DESIGNATES NORTHERN MOST WEST CORNER (0, 0 Reference point)

<p>REVISIONS</p> <table border="1"> <tr><th>NO.</th><th>DATE</th><th>DESCRIPTION</th></tr> <tr><td>1</td><td>11/17/74</td><td>ISSUED FOR CONSTRUCTION</td></tr> </table>	NO.	DATE	DESCRIPTION	1	11/17/74	ISSUED FOR CONSTRUCTION	<p>TOLERANCES &amp; FINISHING NOTES</p> <p>UNLESS OTHERWISE SPECIFIED</p> <p>ALL DIMENSIONS ARE TO CENTER UNLESS OTHERWISE SPECIFIED</p> <p>ALL DIMENSIONS ARE TO CENTER UNLESS OTHERWISE SPECIFIED</p> <p>ALL DIMENSIONS ARE TO CENTER UNLESS OTHERWISE SPECIFIED</p>	<p>WESTINGHOUSE PROPRIETARY DATA</p> <p>THIS EQUIPMENT CONTAINS PROPRIETARY INFORMATION OF THE WESTINGHOUSE ELECTRIC CORPORATION. IT IS TO BE KEPT IN WHOLE OR IN PART TO OTHERS OR USED IN ANY MANNER WITHOUT THE PRIOR WRITTEN PERMISSION OF THE WESTINGHOUSE ELECTRIC CORPORATION.</p>	<p>DESIGN BY: CLAYSON</p> <p>DATE: 11/17/74</p> <p>SCALE: 25' = 1"</p> <p>SHEET 1 OF 1 SHEETS</p>	<p>Westinghouse Electric Corporation</p> <p>SPECIALTY METALS PLANT BLAIRSVILLE, PA USA</p> <p>MAIN BUILDING EQUIPMENT LAYOUT</p> <p>DRAWING NO. 5516D02</p> <p>REV. 5</p>
NO.	DATE	DESCRIPTION								
1	11/17/74	ISSUED FOR CONSTRUCTION								



1-20-1

1-20-2

1-20-4

1-20-3

1-6-1

1-5-1

1-5-3

1-5-5

1-5-2

1-5-4

OVERHEAD ROLLING STEEL DOOR

Original pipe chase

Original pipe chase

STANDARDS STORAGE ROOM

CAGE ROOM

MENS ROOM

CRANE BLOCK

2x4 CONSTRUCTION 5/8" PLASTERBOARD BOOH SOES

8'-8 1/4"

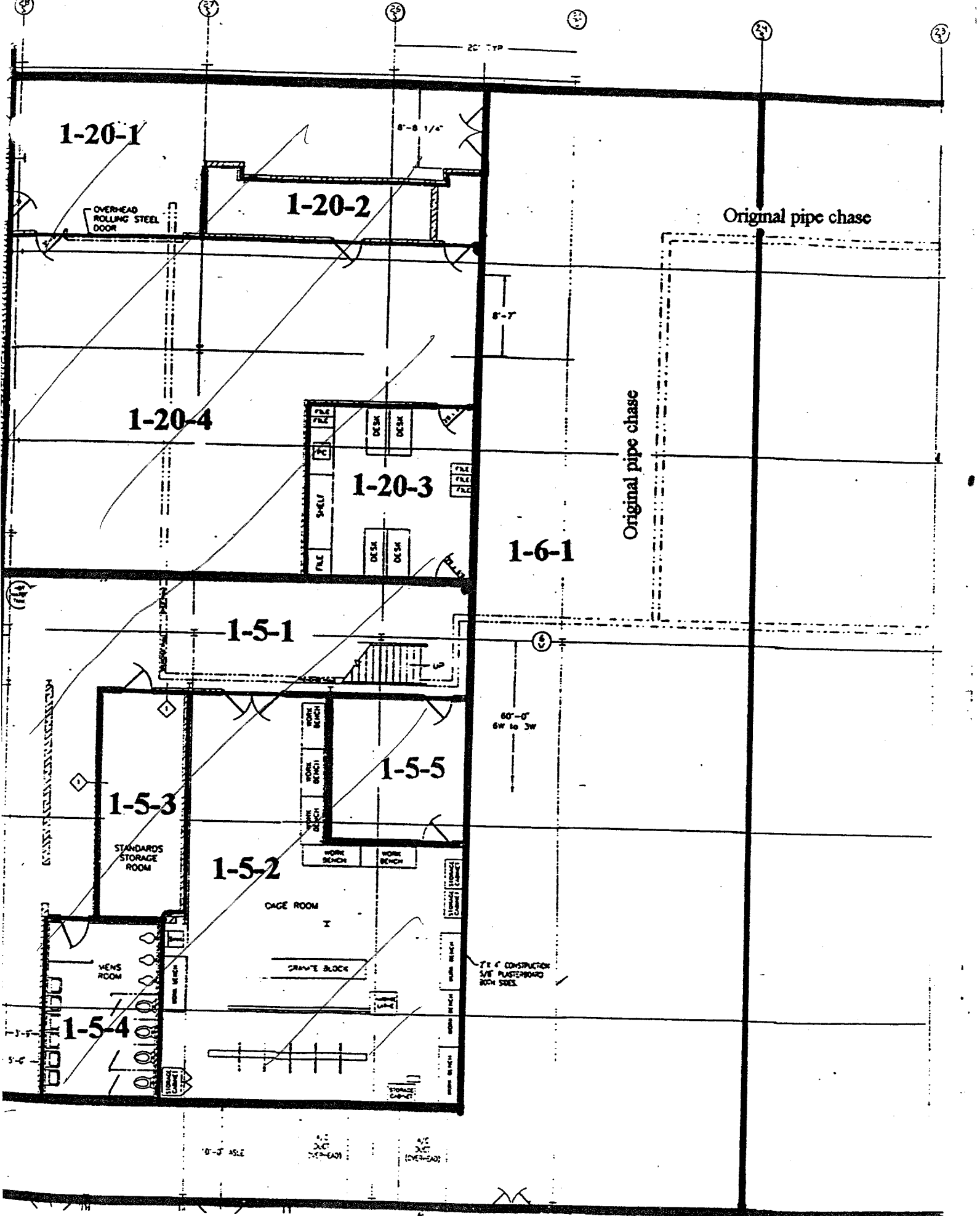
8'-7"

60'-0" SW to 3W

0'-0" ASL

3/4" (1-5-4)

1/2" (OVER-HEAD)



1-20-1

1-20-2

1-20-4

1-20-3

1-6-1

1-5-1

1-5-5

1-5-3

1-5-2

1-5-4

OVERHEAD ROLLING STEEL DOOR

Original pipe chase

Original pipe chase

STANDARDS STORAGE ROOM

MENS ROOM

CAGE ROOM

CRANE BLOCK

DESK

DESK

DESK

DESK

FILE

FILE

FILE

FILE

FILE

FILE

FILE

FILE

FILE

FILE

FILE

FILE

FILE

FILE

FILE

FILE

FILE

FILE

FILE

FILE

FILE

FILE

FILE

FILE

FILE

FILE

FILE

FILE

FILE

FILE

FILE

DESK

DESK

DESK

DESK

DESK

DESK

DESK

DESK

DESK

DESK

DESK

DESK

DESK

DESK

DESK

DESK

DESK

DESK

DESK

DESK

DESK

DESK

DESK

DESK

DESK

DESK

DESK

DESK

DESK

DESK

DESK

20' TYP

8'-8 1/4"

8'-7"

60'-0"  
6W to 3W

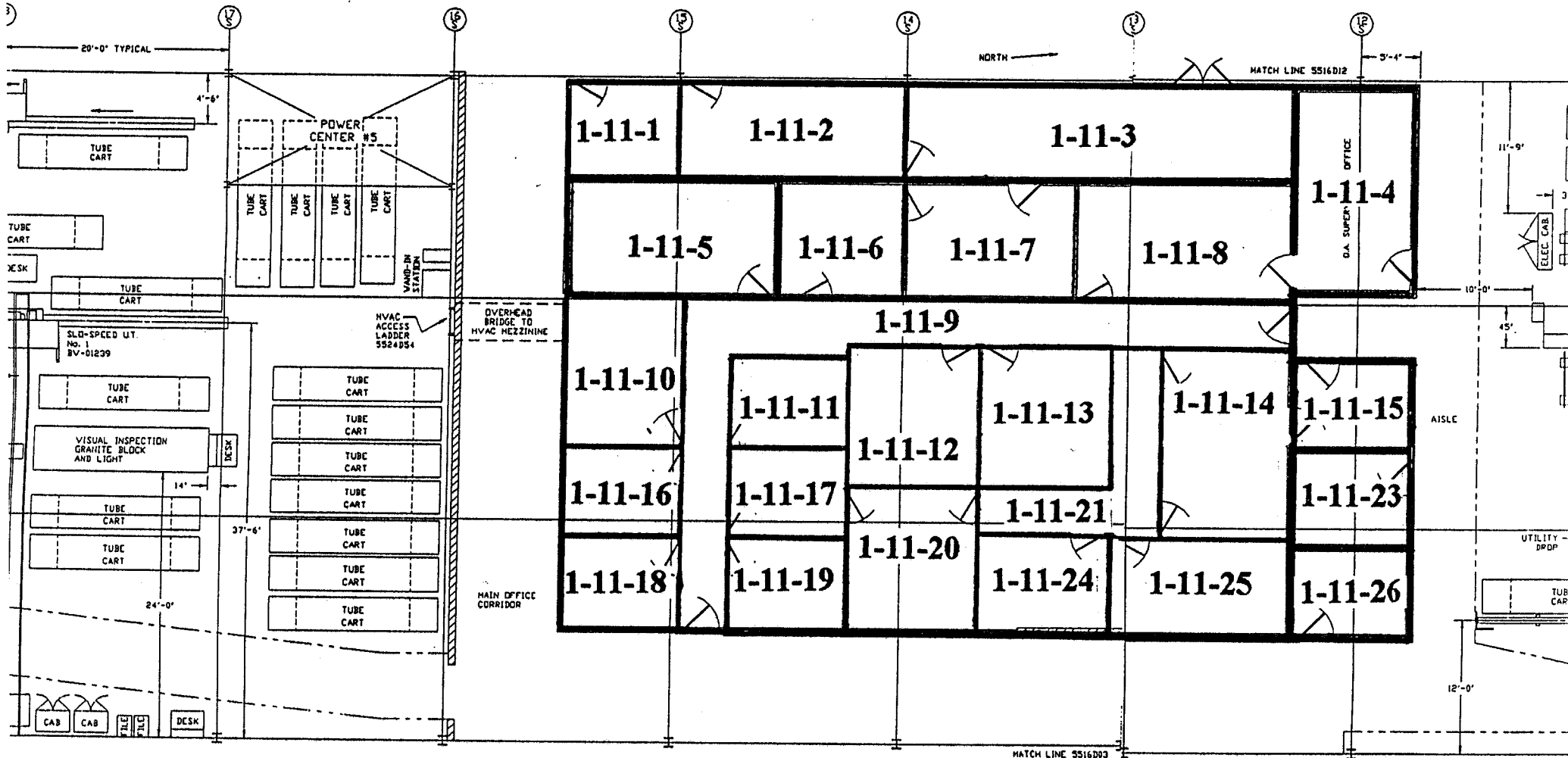
2" CONSTRUCTION  
5/8" PLASTERBOARD  
BOTH SIDES

0'-0" ASLE

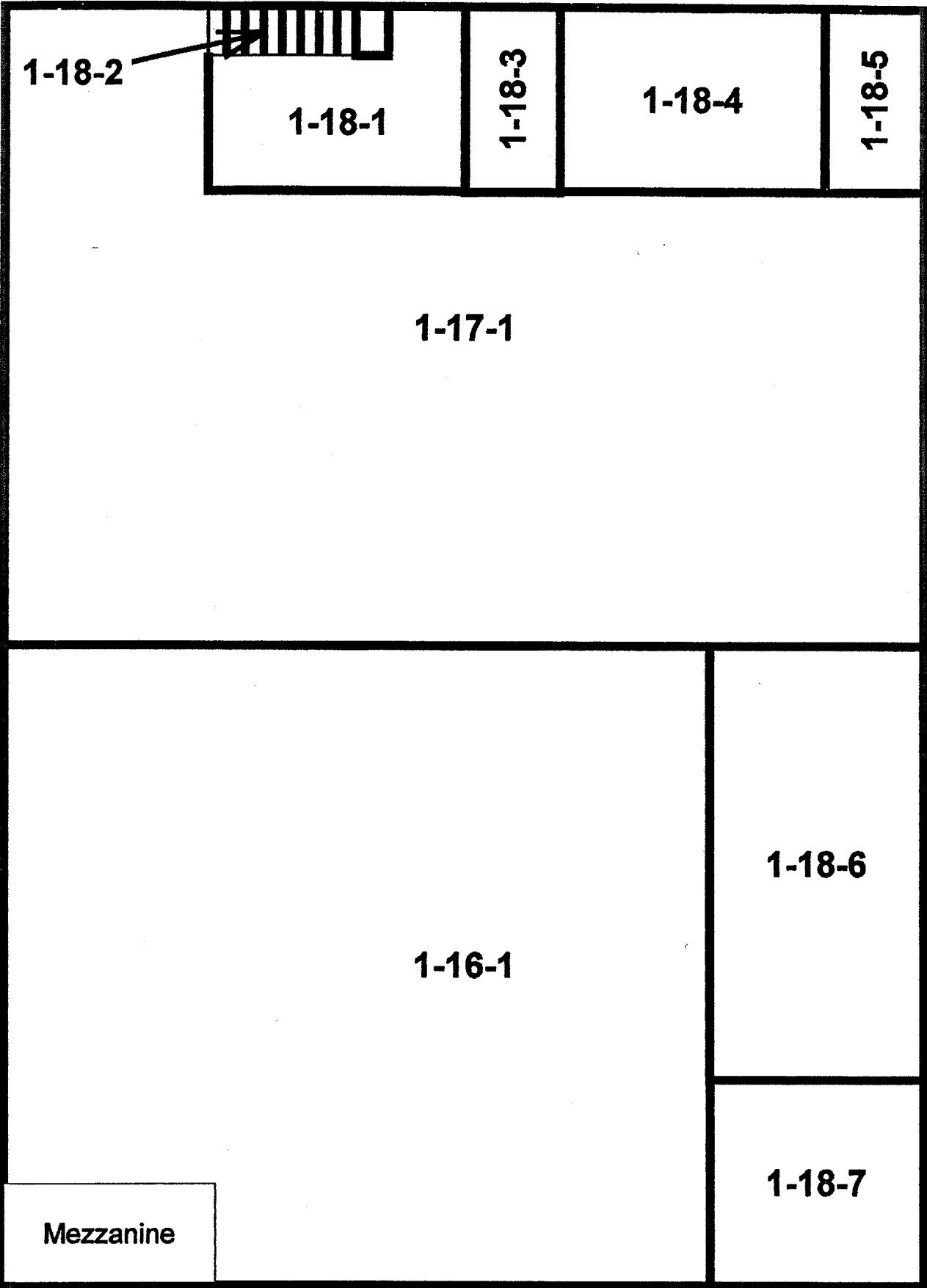
2x2  
(222-60)

2x2  
(222-60)

# BAY 2 MAIN BUILDING MID BAY PRODUCTION OFFICE (UNIT 1-11)



# Units 1-16, 1-17, 1-18



1-18-2

1-18-1

1-18-3

1-18-4

1-18-5

1-17-1

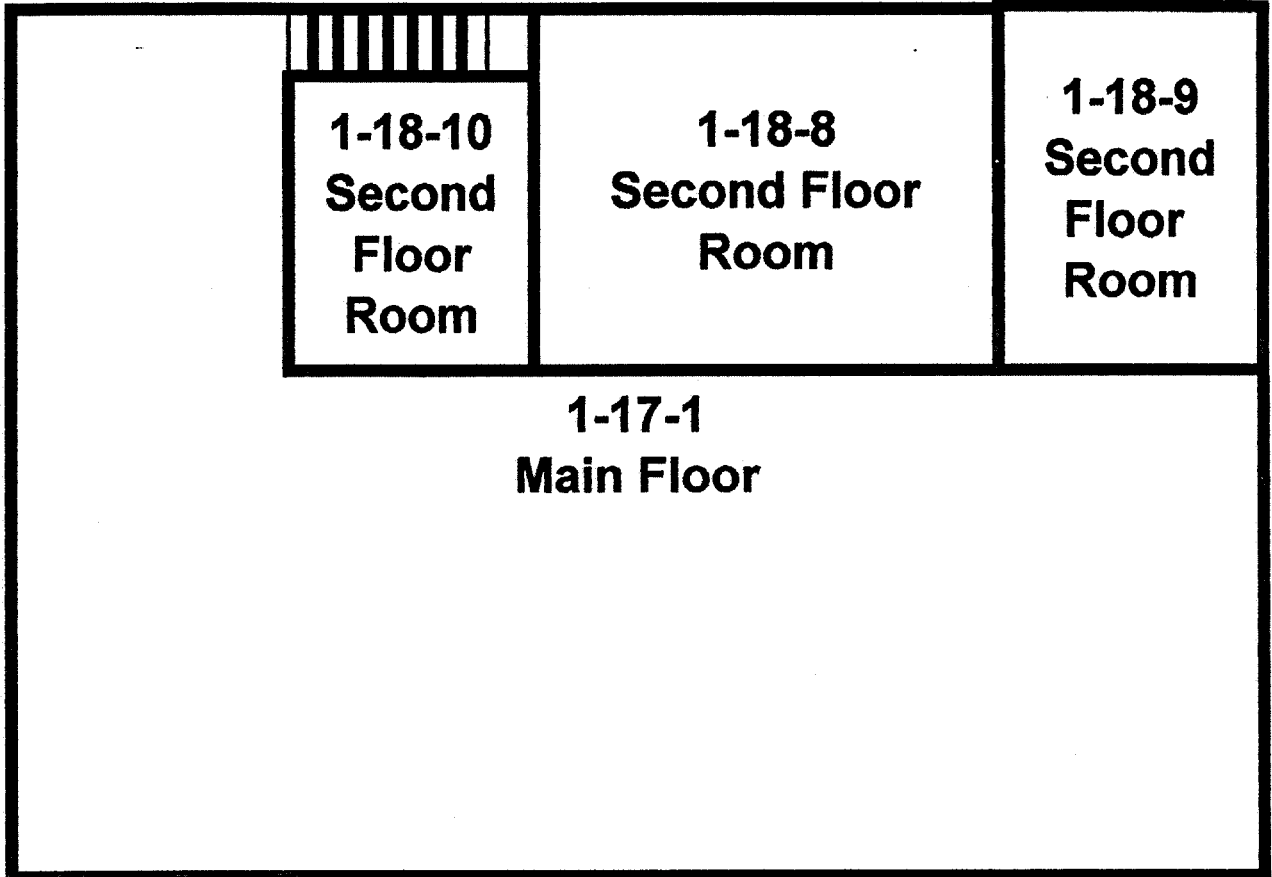
1-18-6

1-16-1

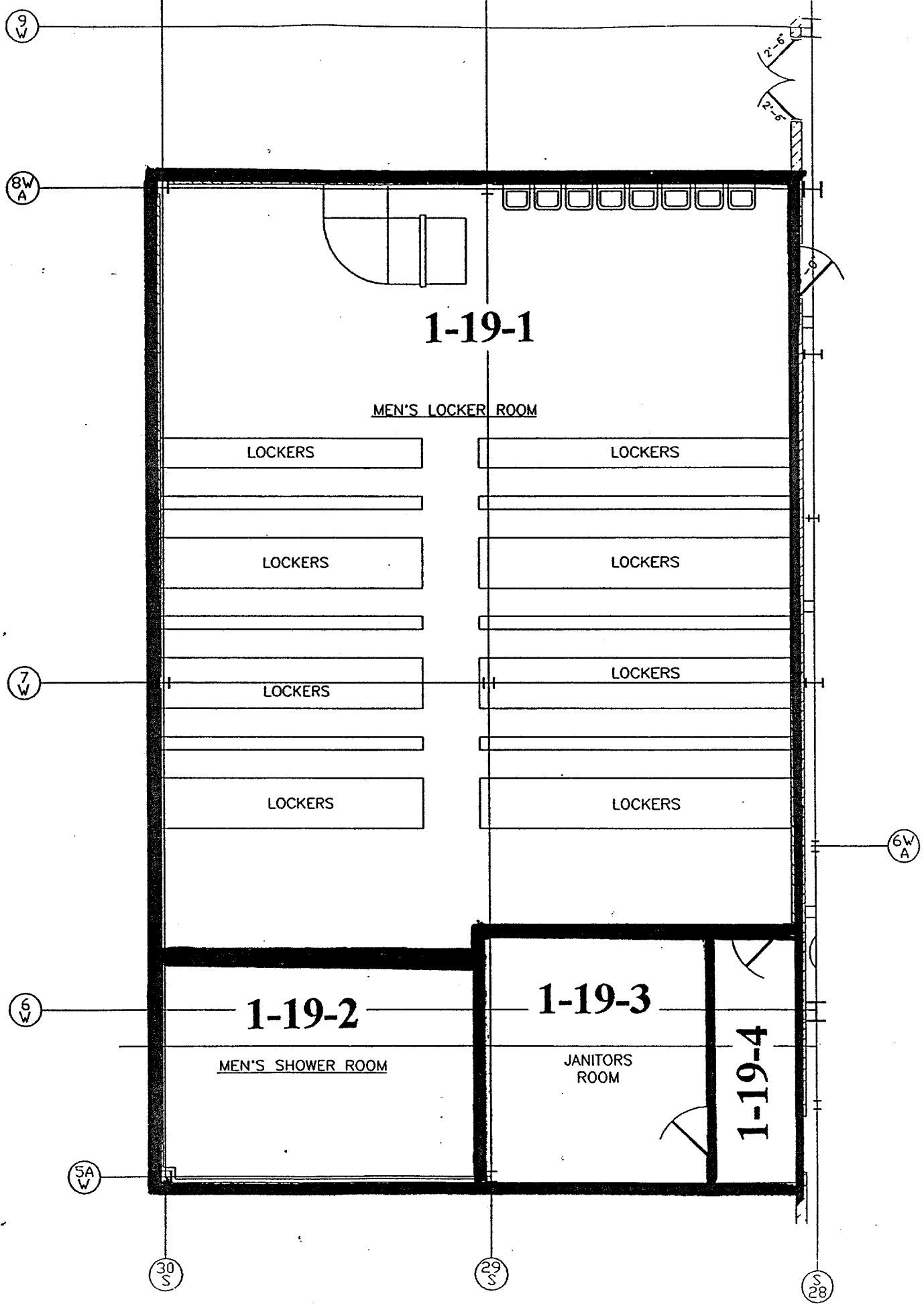
1-18-7

Mezzanine

**SECOND FLOOR ROOMS  
UNIT 1-18**







1-19-1

MEN'S LOCKER ROOM

LOCKERS

LOCKERS

LOCKERS

LOCKERS

LOCKERS

LOCKERS

LOCKERS

LOCKERS

1-19-2

MEN'S SHOWER ROOM

1-19-3

JANITORS ROOM

1-19-4

9W

8W  
A

7W

6W

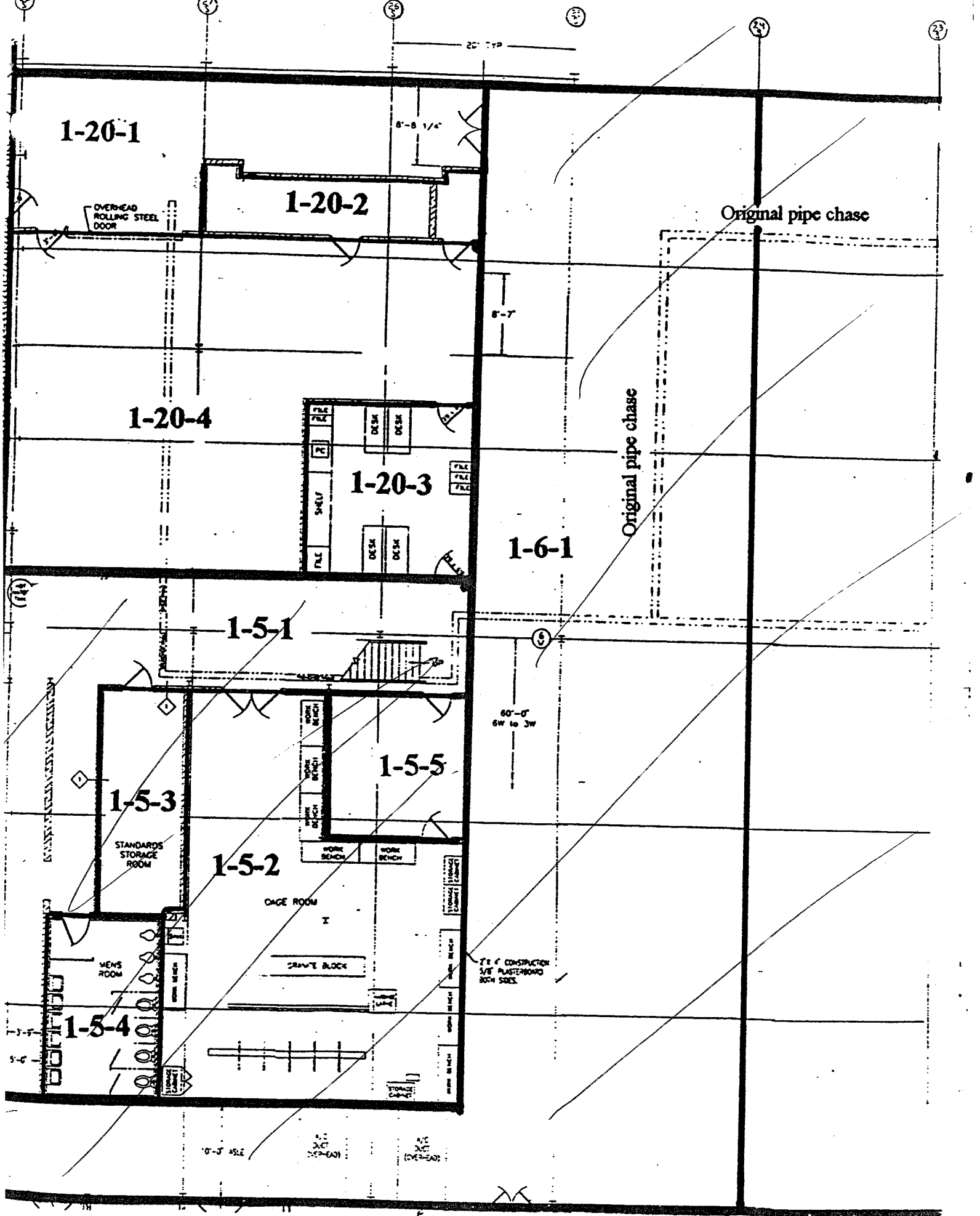
5A  
W

30S

29S

28S

6W  
A



1-20-1

1-20-2

1-20-4

1-20-3

1-6-1

1-5-1

1-5-3

1-5-5

1-5-2

1-5-4

OVERHEAD ROLLING STEEL DOOR

Original pipe chase

Original pipe chase

STANDARDS STORAGE ROOM

MENS ROOM

CAGE ROOM

GRAVE BLOCK

8'-0 1/4"

8'-7"

60'-0" SW to JW

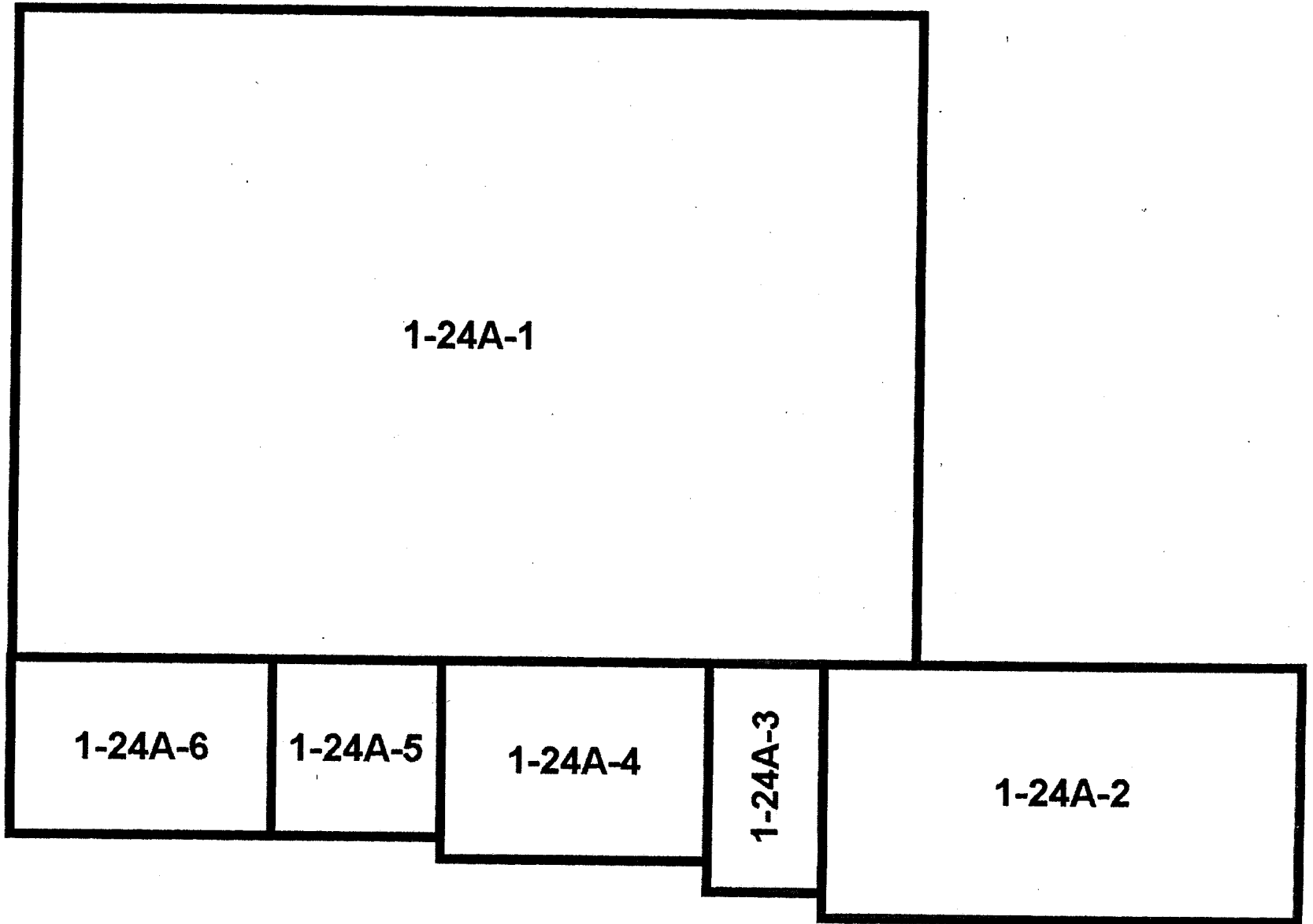
2" x 4" CONSTRUCTION 5/8" PLASTERBOARD 200# SOX

10'-0" ASLE

2" x 2" (OVER-HEAD)

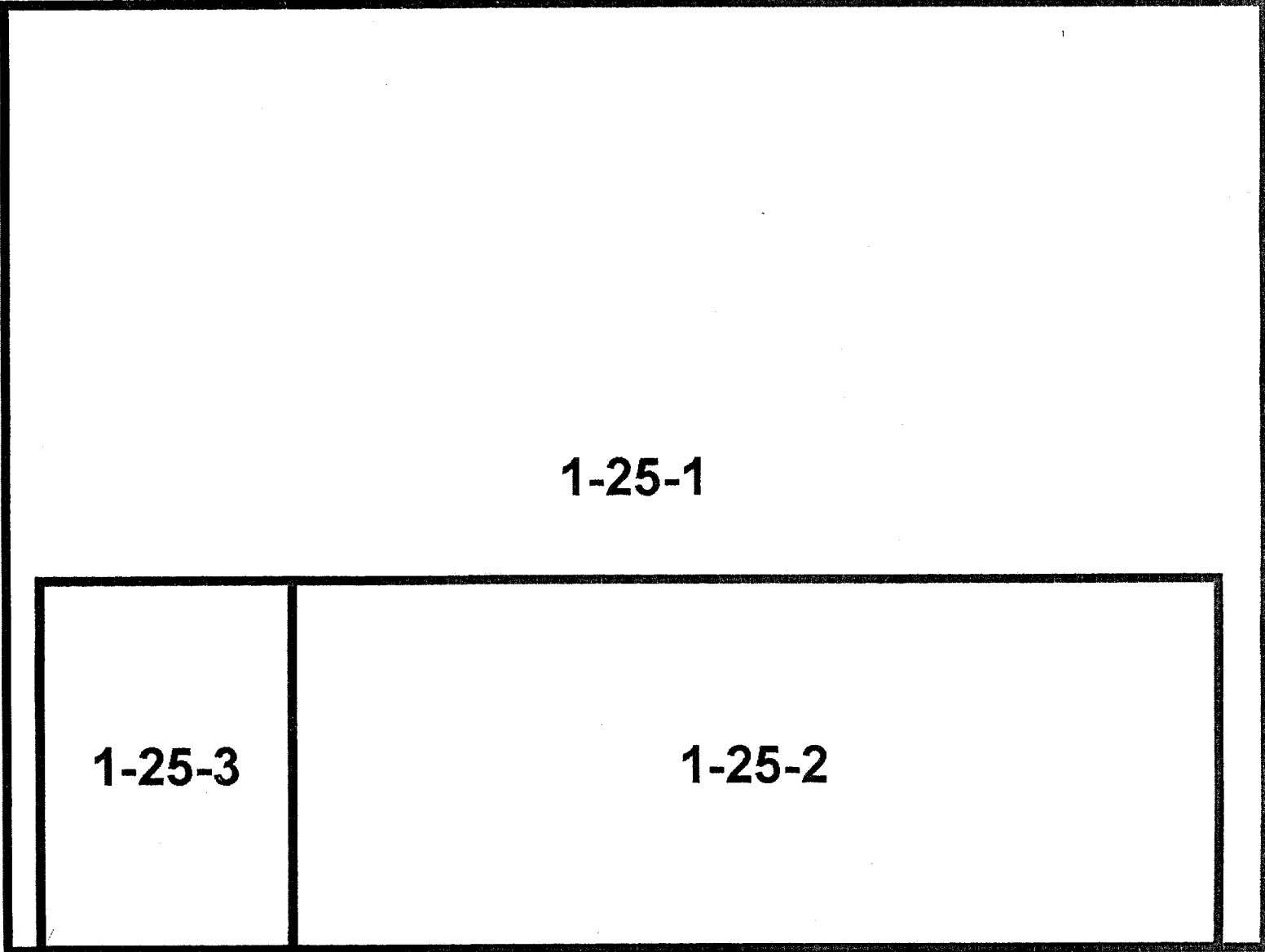
2" x 2" (OVER-HEAD)

# UNIT 1-24A

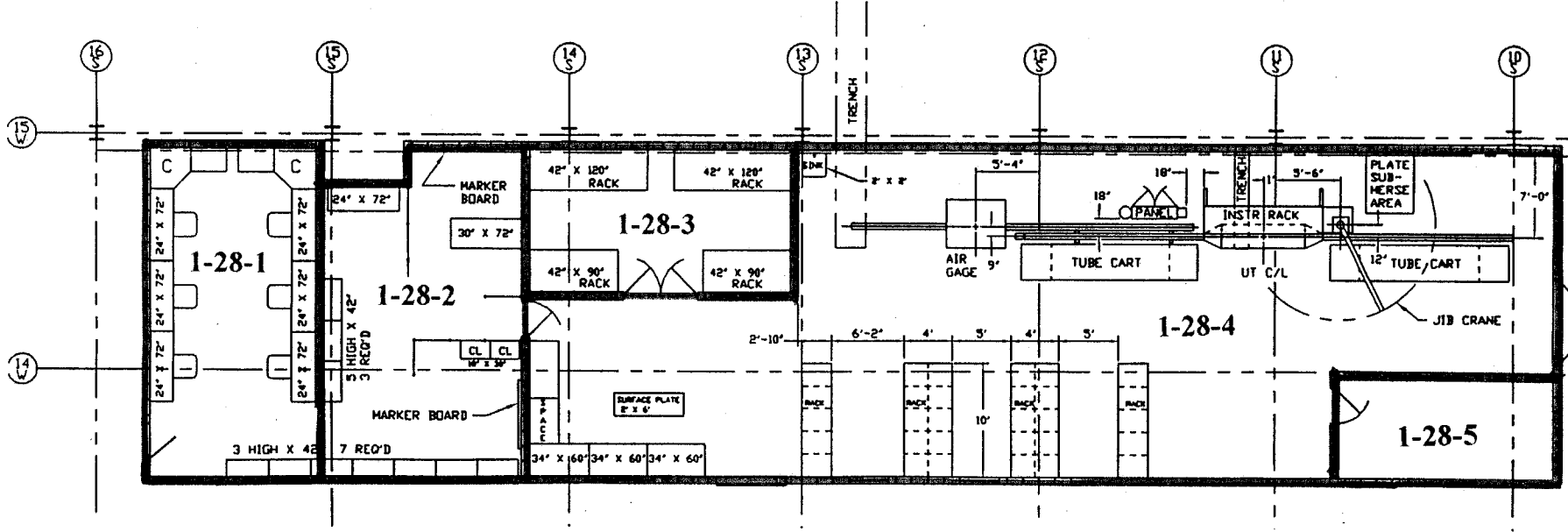


**MAIN BUILDING  
UNIT 1-25**

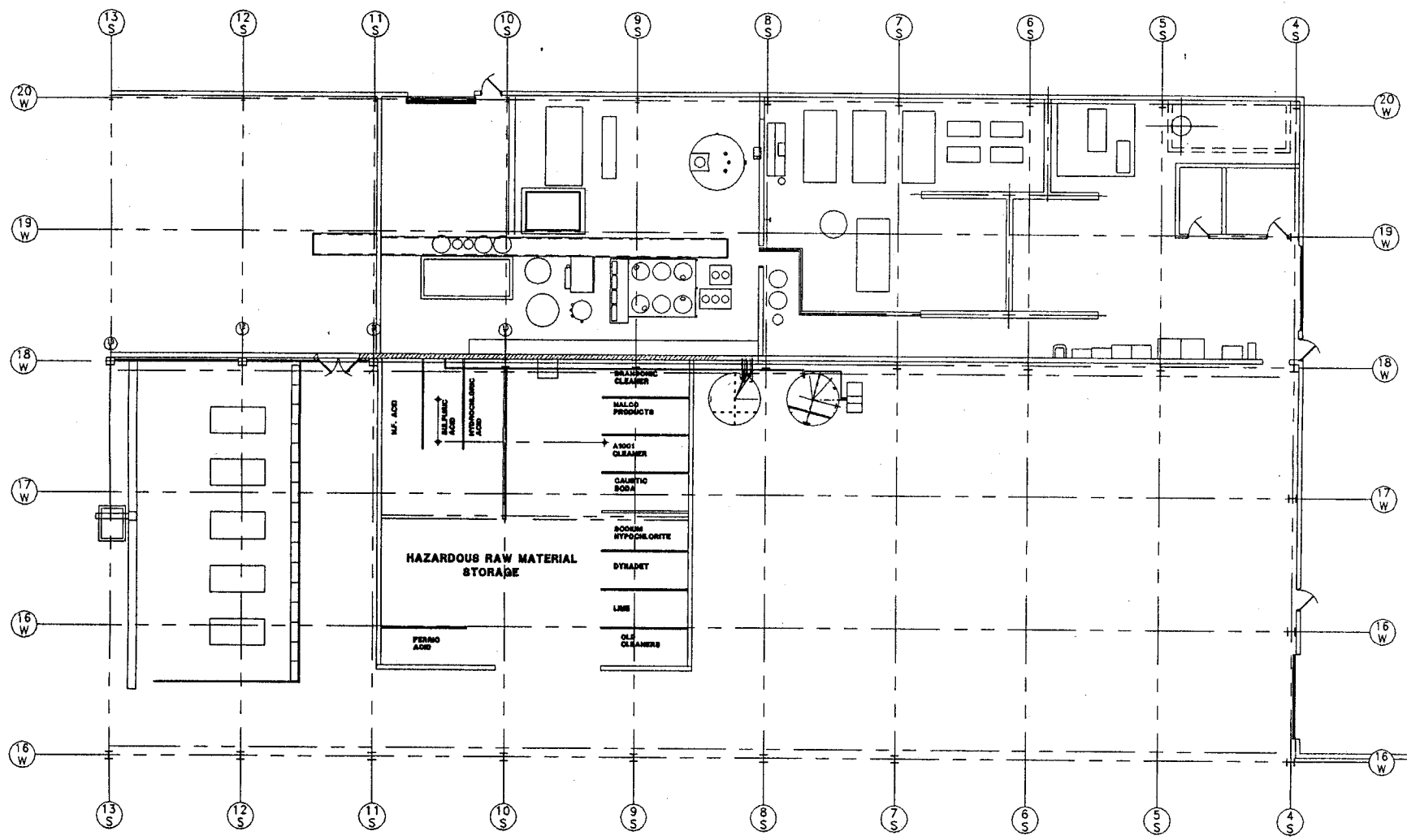
NORTH →



# MAIN BUILDING UNIT 1-28



1-29  
1-43

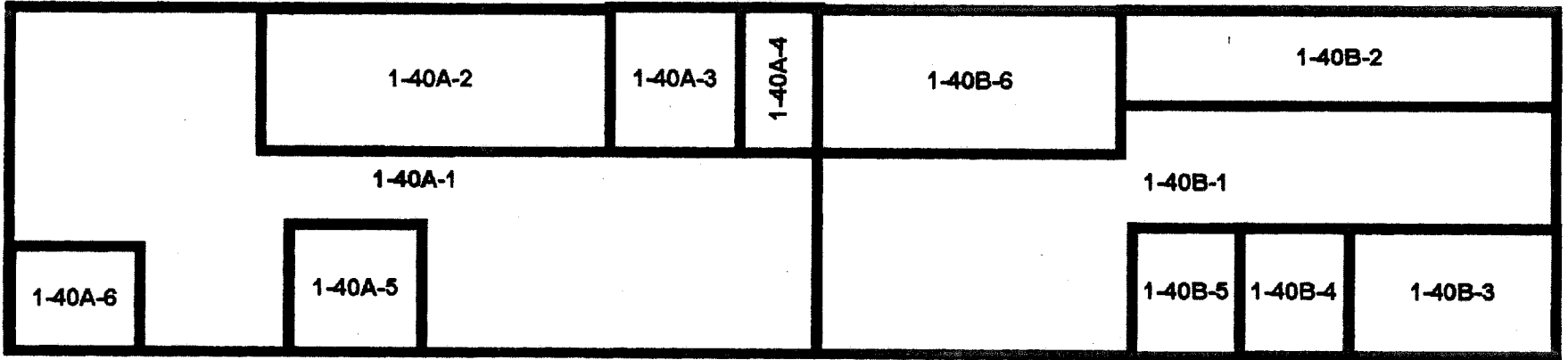


PLANT SERVICE & HAZARDOUS RAW MATERIALS  
SMP BLAIRSVILLE, PA

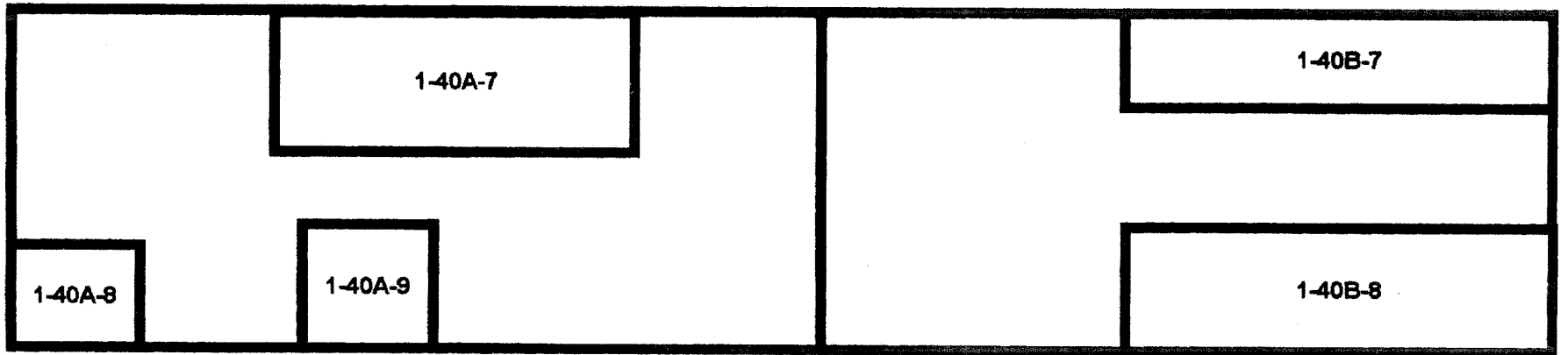
1 = 300

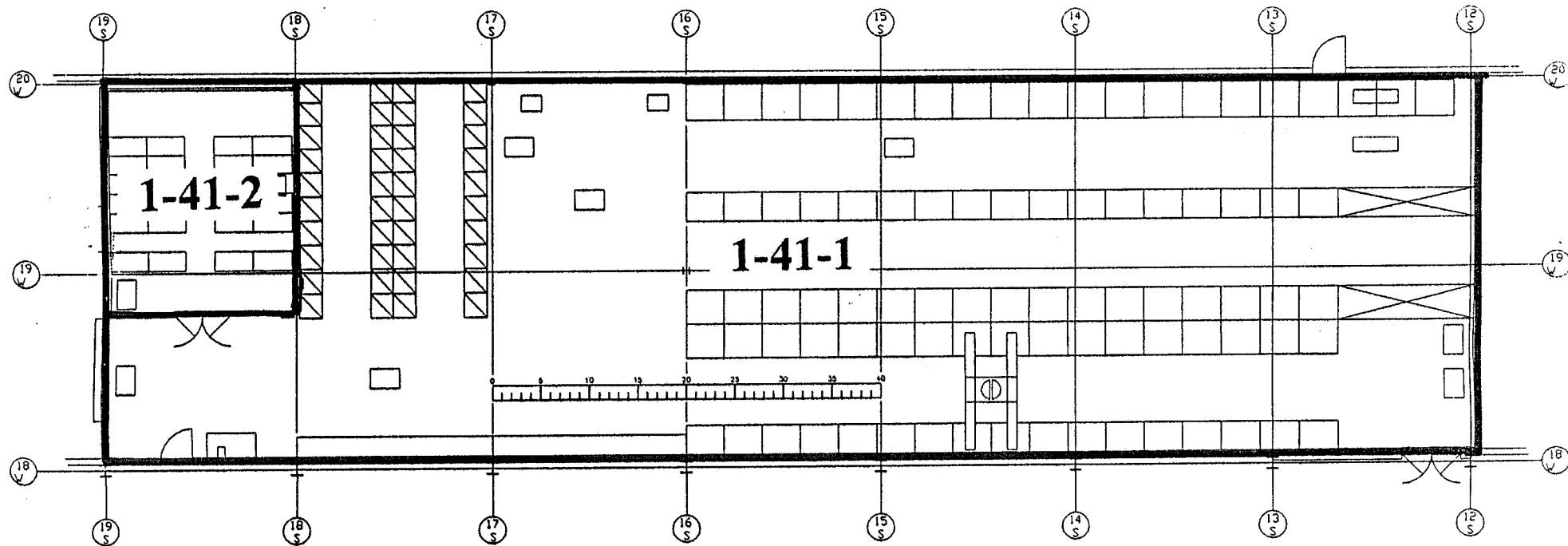
KEY-26R

UNIT 1-40A & B  
(Main Floor)




UNIT 1-40A & B  
(Second Floor Surfaces)





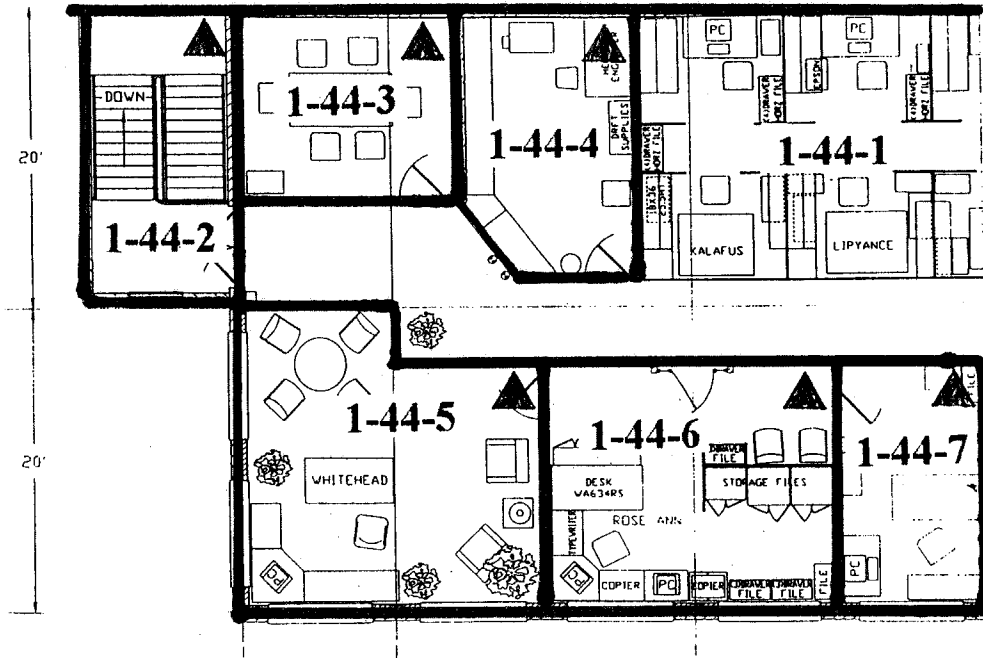
STORE ROOM  
SMP BLAIRSVILLE, PA




1 = 200

KEY-29





NOTE: ▲ DESIGNATES NORTHERN MOST WEST CORNER (0, 0 Reference point)

DES DFTH	ANDERSON	6-24-83	 <b>Westinghouse Electric Corporation</b> SPECIALTY METALS PLANT BLAIRSVILLE, PA. USA.	
DFTH				
CHKR				
DES ENG				
HFG ENG				
QA ENG			TITLE	MAIN BLDG. LAYOUT
APP				2nd FLR. - SOUTH
			SCALE	.25=12
			SHT	1 OF 1 SHTS
			DWG NO.	<b>5516D40</b>
			REV	<b>03</b>

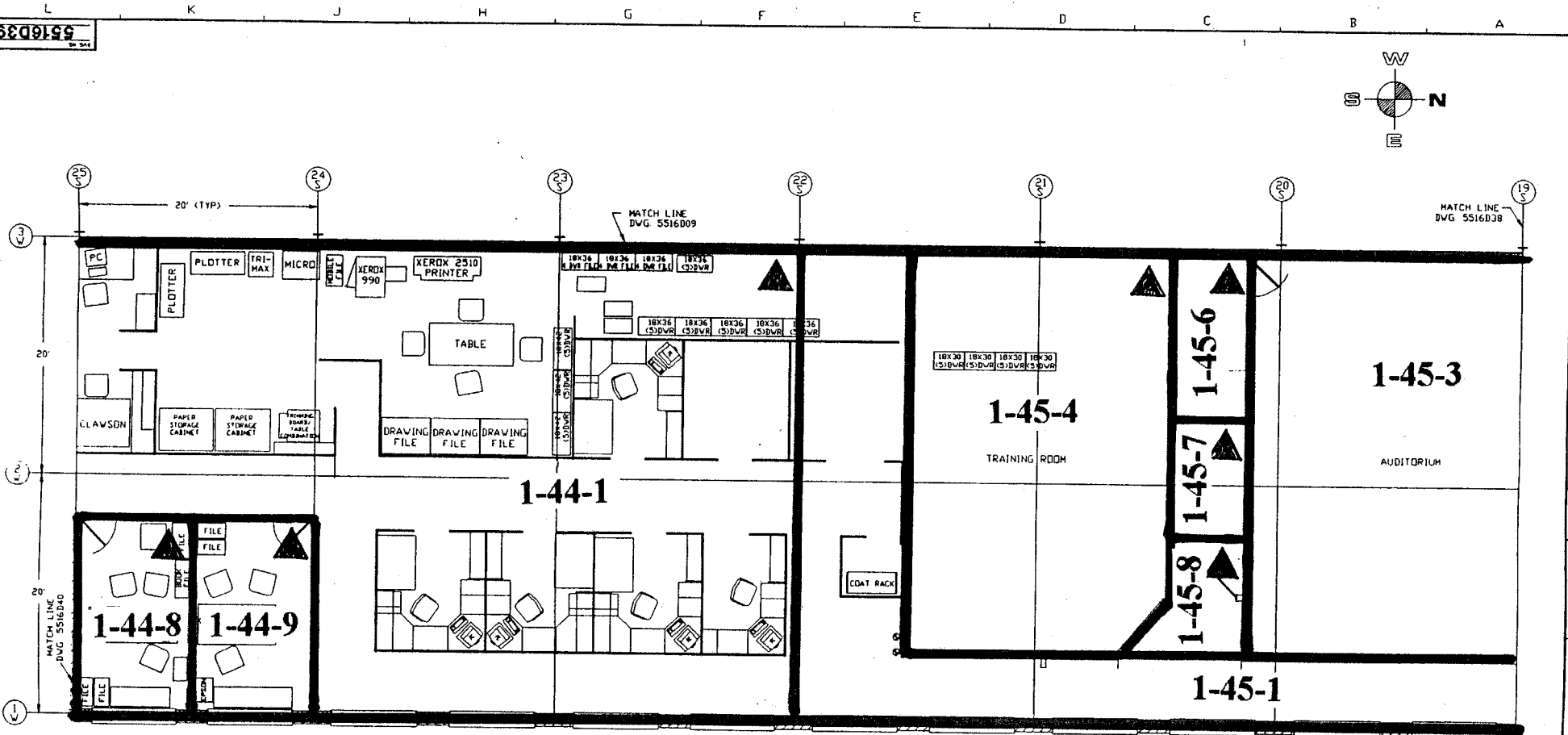
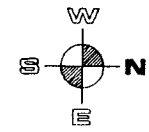
C

B

A

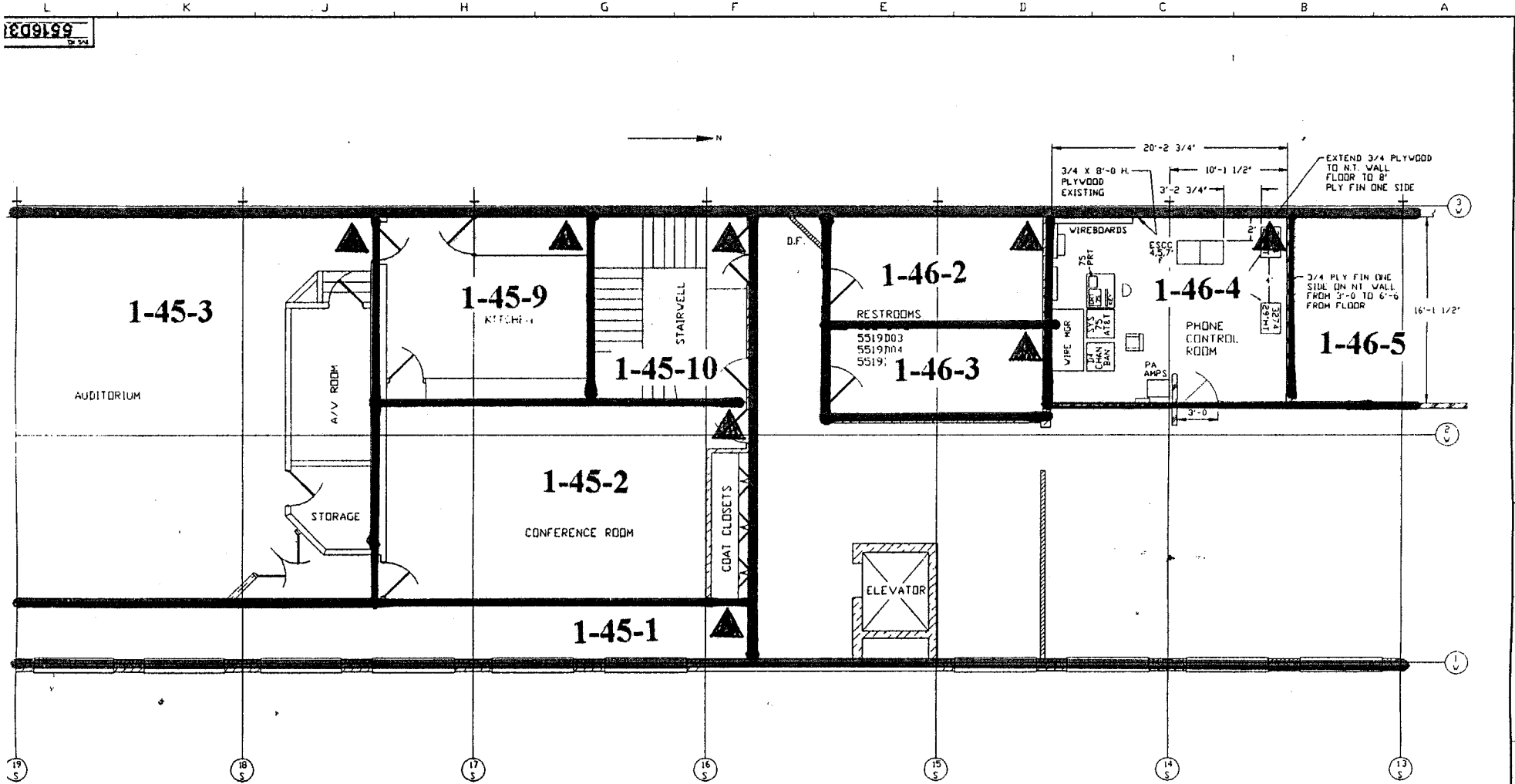
DWR 86

5516D39



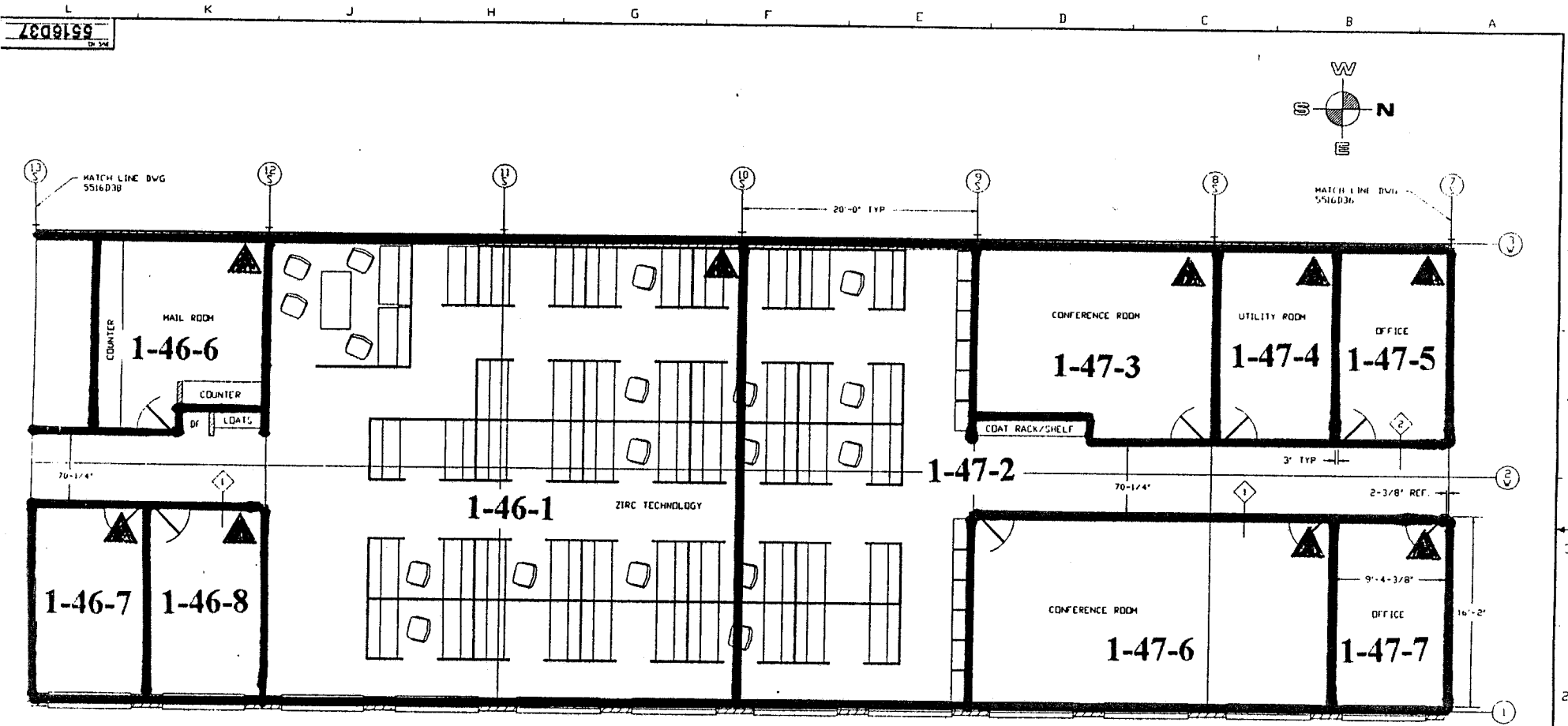
NOTE: ▲ DESIGNATES NORTHERN MOST WEST CORNER (0, 0 Reference point)

<p><b>TOLERANCES &amp; DIMENSIONING NOTES</b></p> <p>UNLESS OTHERWISE SPECIFIED:</p> <p>DIMENSIONS ARE TO FACE UNLESS INDICATED OTHERWISE.</p> <p>FINISHES TO BE SHOWN ON DRAWING.</p> <p>ALL DIMENSIONS ARE TO CENTER UNLESS INDICATED OTHERWISE.</p> <p>ALL DIMENSIONS ARE TO CENTER UNLESS INDICATED OTHERWISE.</p> <p>ALL DIMENSIONS ARE TO CENTER UNLESS INDICATED OTHERWISE.</p> <p>ALL DIMENSIONS ARE TO CENTER UNLESS INDICATED OTHERWISE.</p> <p>ALL DIMENSIONS ARE TO CENTER UNLESS INDICATED OTHERWISE.</p>	<p><b>WESTINGHOUSE PROPRIETARY DATA</b></p> <p>THIS DOCUMENT CONTAINS PROPRIETARY INFORMATION OF THE WESTINGHOUSE ELECTRIC CORPORATION. IT IS TRANSMITTED TO YOU IN CONFIDENCE AND IS TO BE RETURNED UPON REQUEST. ITS CONTENT MAY NOT BE REPRODUCED OR TRANSMITTED IN ANY FORM OR BY ANY MEANS WITHOUT THE PRIOR WRITTEN PERMISSION OF THE WESTINGHOUSE NUCLEAR FUEL OPERATIONS DIVISION.</p>	<p>DESIGN</p> <p>DATE</p> <p>BY</p> <p>CHKD</p> <p>APP</p>	<p>SCALE 25=12</p> <p>SHEET 1 OF 1</p>	<p><b>Westinghouse Electric Corporation</b></p> <p>SPECIALTY METALS PLANT BLAIRSVILLE, PA USA</p> <p>TITLE</p> <p>MAIN BLDG. LAYOUT</p> <p>2nd FLR. SOUTH</p> <p>XXXX</p>	<p>DATE</p> <p>BY</p> <p>CHKD</p> <p>APP</p>
		<p>DATE</p> <p>BY</p> <p>CHKD</p> <p>APP</p>	<p>DATE</p> <p>BY</p> <p>CHKD</p> <p>APP</p>		



NOTE: ▲ DESIGNATES NORTHERN MOST WEST CORNER (0, 0 Reference point)

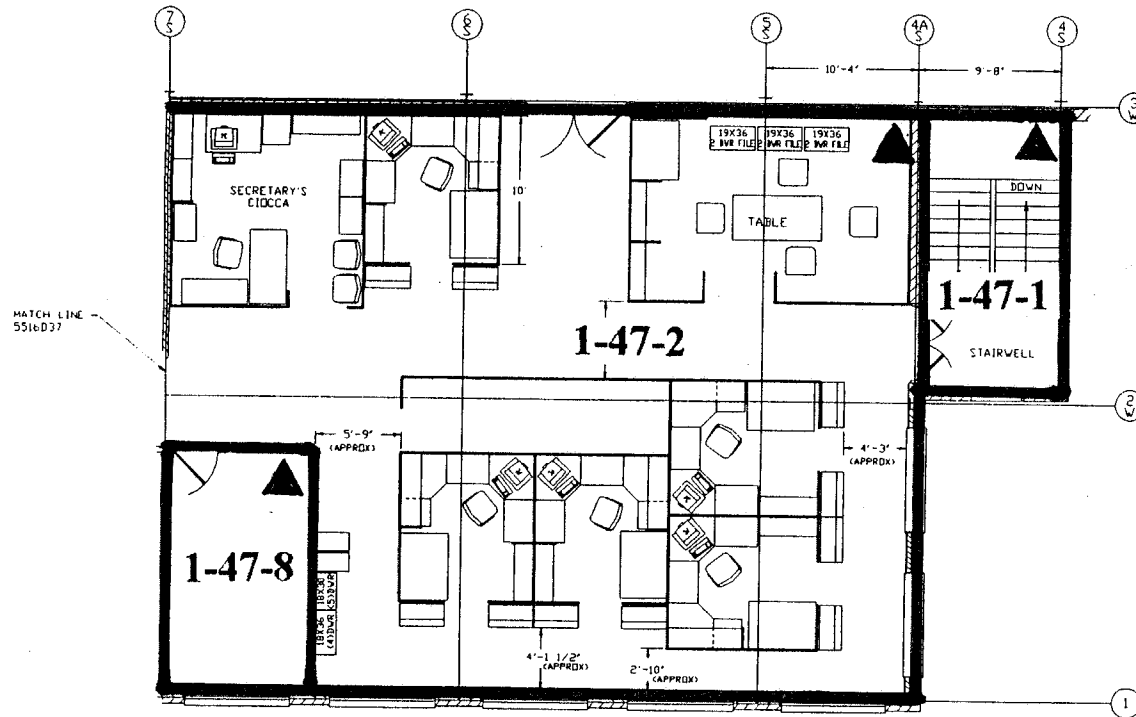
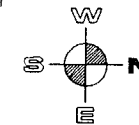
5516D38 06/28/81 1-45-1 1-45-2 1-45-3 1-45-9 1-45-10 1-46-2 1-46-3 1-46-4 1-46-5 1-46-6 1-46-7 1-46-8 1-46-9 1-46-10 1-46-11 1-46-12 1-46-13 1-46-14 1-46-15 1-46-16 1-46-17 1-46-18 1-46-19 1-46-20 1-46-21 1-46-22 1-46-23 1-46-24 1-46-25 1-46-26 1-46-27 1-46-28 1-46-29 1-46-30 1-46-31 1-46-32 1-46-33 1-46-34 1-46-35 1-46-36 1-46-37 1-46-38 1-46-39 1-46-40 1-46-41 1-46-42 1-46-43 1-46-44 1-46-45 1-46-46 1-46-47 1-46-48 1-46-49 1-46-50 1-46-51 1-46-52 1-46-53 1-46-54 1-46-55 1-46-56 1-46-57 1-46-58 1-46-59 1-46-60 1-46-61 1-46-62 1-46-63 1-46-64 1-46-65 1-46-66 1-46-67 1-46-68 1-46-69 1-46-70 1-46-71 1-46-72 1-46-73 1-46-74 1-46-75 1-46-76 1-46-77 1-46-78 1-46-79 1-46-80 1-46-81 1-46-82 1-46-83 1-46-84 1-46-85 1-46-86 1-46-87 1-46-88 1-46-89 1-46-90 1-46-91 1-46-92 1-46-93 1-46-94 1-46-95 1-46-96 1-46-97 1-46-98 1-46-99 1-46-100	WESTINGHOUSE PROPRIETARY DATA THIS DOCUMENT CONTAINS PROPRIETARY INFORMATION OF THE WESTINGHOUSE ELECTRIC CORPORATION. IT IS NOT TO BE REPRODUCED OR TRANSMITTED IN ANY FORM OR BY ANY MEANS, ELECTRONIC OR MECHANICAL, INCLUDING PHOTOCOPYING, RECORDING, OR BY ANY INFORMATION STORAGE AND RETRIEVAL SYSTEM, WITHOUT THE PRIOR WRITTEN PERMISSION OF THE WESTINGHOUSE ELECTRIC CORPORATION.	DESIGNED BY: ANDERSON DATE: 06/28/81 CHECKED BY: DATE: DRAWN BY: DATE: SCALE: 25' = 1"	Westinghouse Electric Corporation SPECIALTY METALS PLANT BLAIRSVILLE PA USA TITLE: MAIN BLDG. EQUIPMENT LAYOUT SECOND FLOOR LOBBY SCALE: 25' = 1" SHEET NO. 5516D38 REV. NO. 06
--	--	--	--



NOTE: ▲ DESIGNATES NORTHERN MOST WEST CORNER (0, 0 Reference point)

WESTINGHOUSE PROPRIETARY DATA <small>THIS DRAWING IS THE PROPERTY OF WESTINGHOUSE ELECTRIC CORPORATION. IT IS TO BE USED ONLY FOR THE PROJECT AND SITE SPECIFICALLY IDENTIFIED HEREON. IT IS NOT TO BE REPRODUCED, COPIED, OR TRANSMITTED IN ANY FORM OR BY ANY MEANS, WITHOUT THE WRITTEN PERMISSION OF WESTINGHOUSE ELECTRIC CORPORATION.</small>	DESIGNED BY DRAWN BY CHECKED BY DATE	PROJECT NO. SHEET NO.	WESTINGHOUSE Electric Corporation SPECIALTY METALS PLANT, BLAIRSVILLE, PA, U.S.A.
	TITLE OFFICE LAYOUT SECOND FLOOR MAIN BUILDING		SCALE 1/8" = 1'-0" SHEET NO. 5516D37

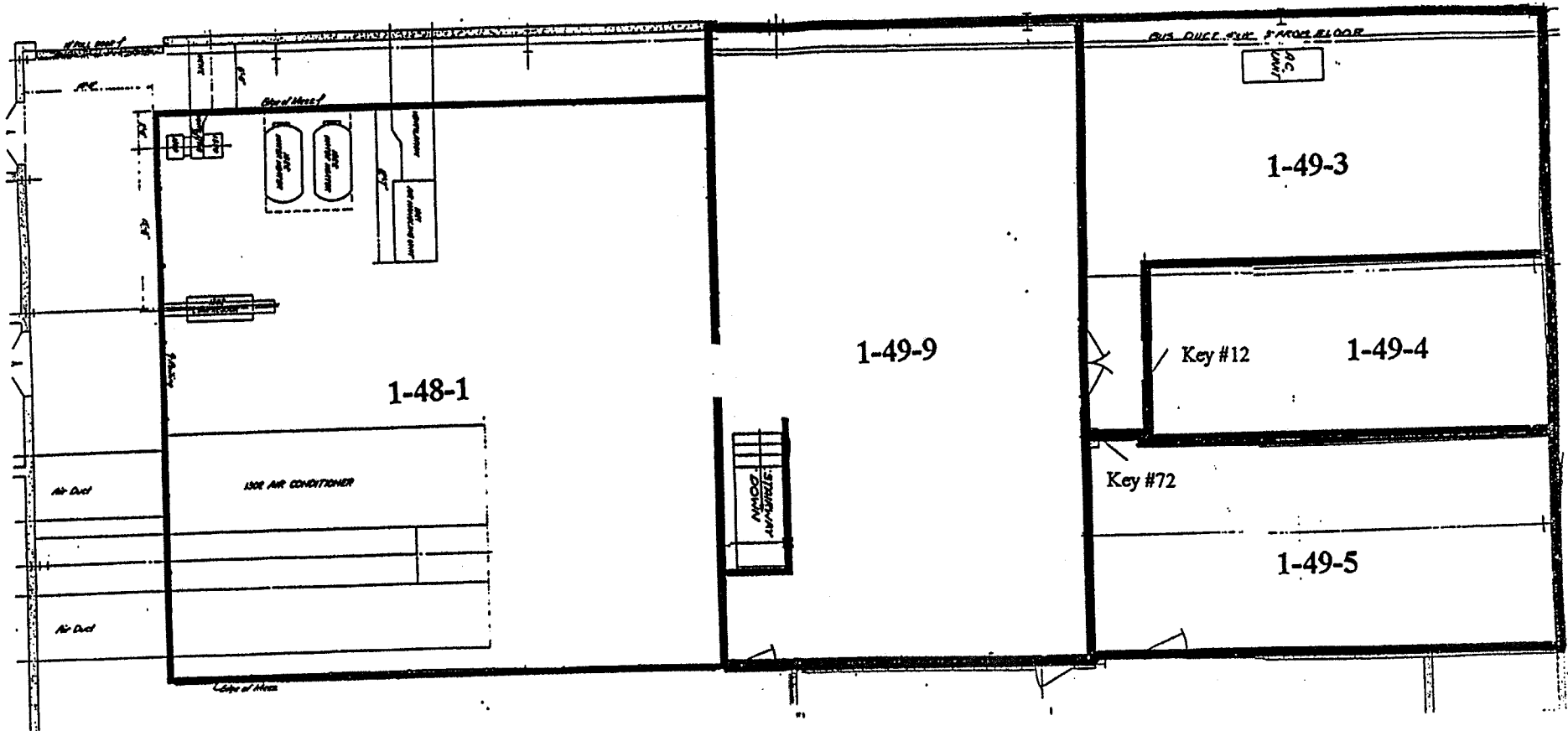
5516D36

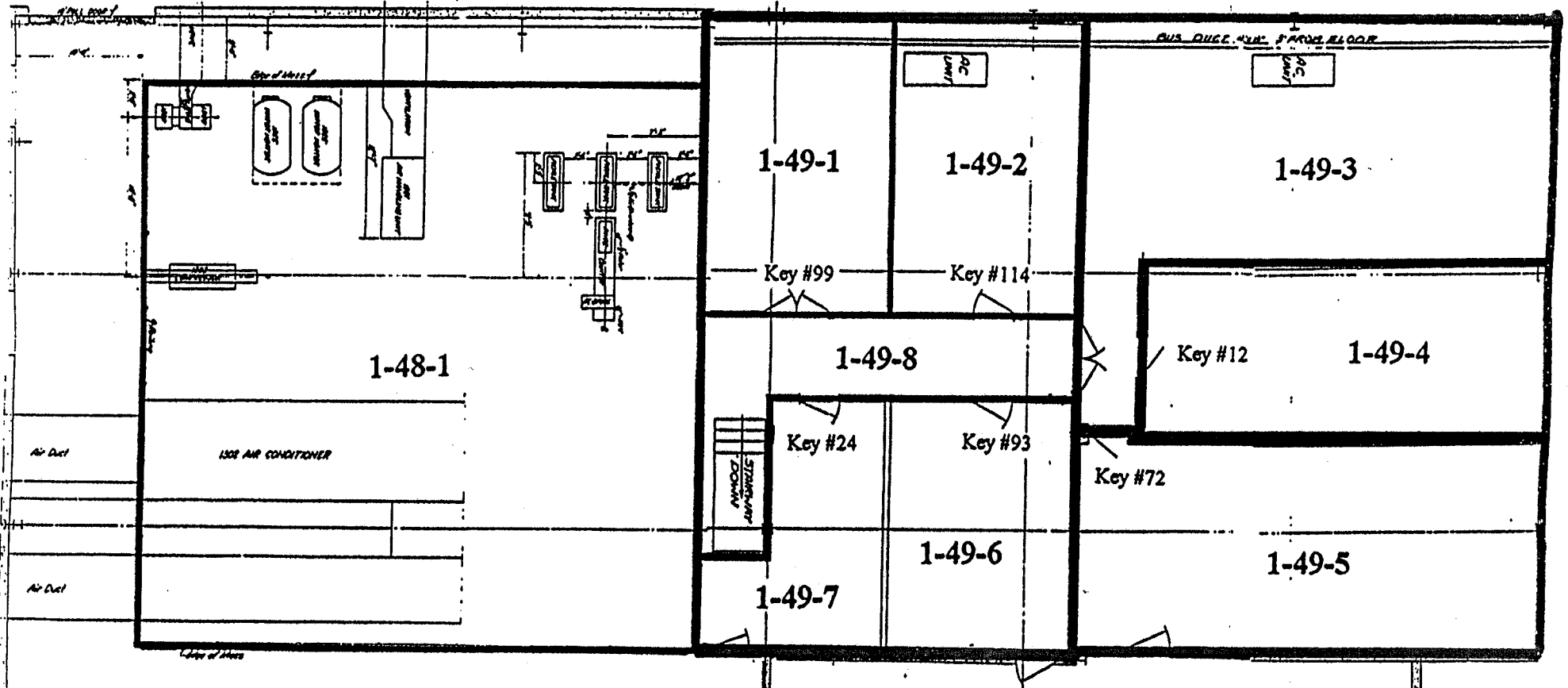


NOTE: ▲ DESIGNATES NORTHERN MOST WEST CORNER (0, 0 Reference point)

TO CHANGE & REVISIONS NOTES SEE REVISIONS SHEET	WESTINGHOUSE PROPRIETARY DATA  THIS DOCUMENT CONTAINS PROPRIETARY INFORMATION OF THE WESTINGHOUSE ELECTRIC CORPORATION. NO PART OF THIS DOCUMENT IS TO BE REPRODUCED OR TRANSMITTED IN ANY FORM OR BY ANY MEANS, WITHOUT THE PRIOR WRITTEN PERMISSION OF THE WESTINGHOUSE ELECTRIC CORPORATION.	DESIGNED BY: W. CLAVSON DATE: 10/23/50	Westinghouse Electric Corporation SPECIALTY METALS PLANT, BLAIRSVILLE, PA, U.S.A.
		DRAWN BY: [blank] CHECKED BY: [blank] TITLE: MAIN BUILDING - 2nd FLR - NORTH - OFFICE LAYOUT SCALE: 25' = 1' SHEET: 1 OF 1	
APPROVED BY: [blank] DATE: [blank]	892	DATE: [blank]	5516D36

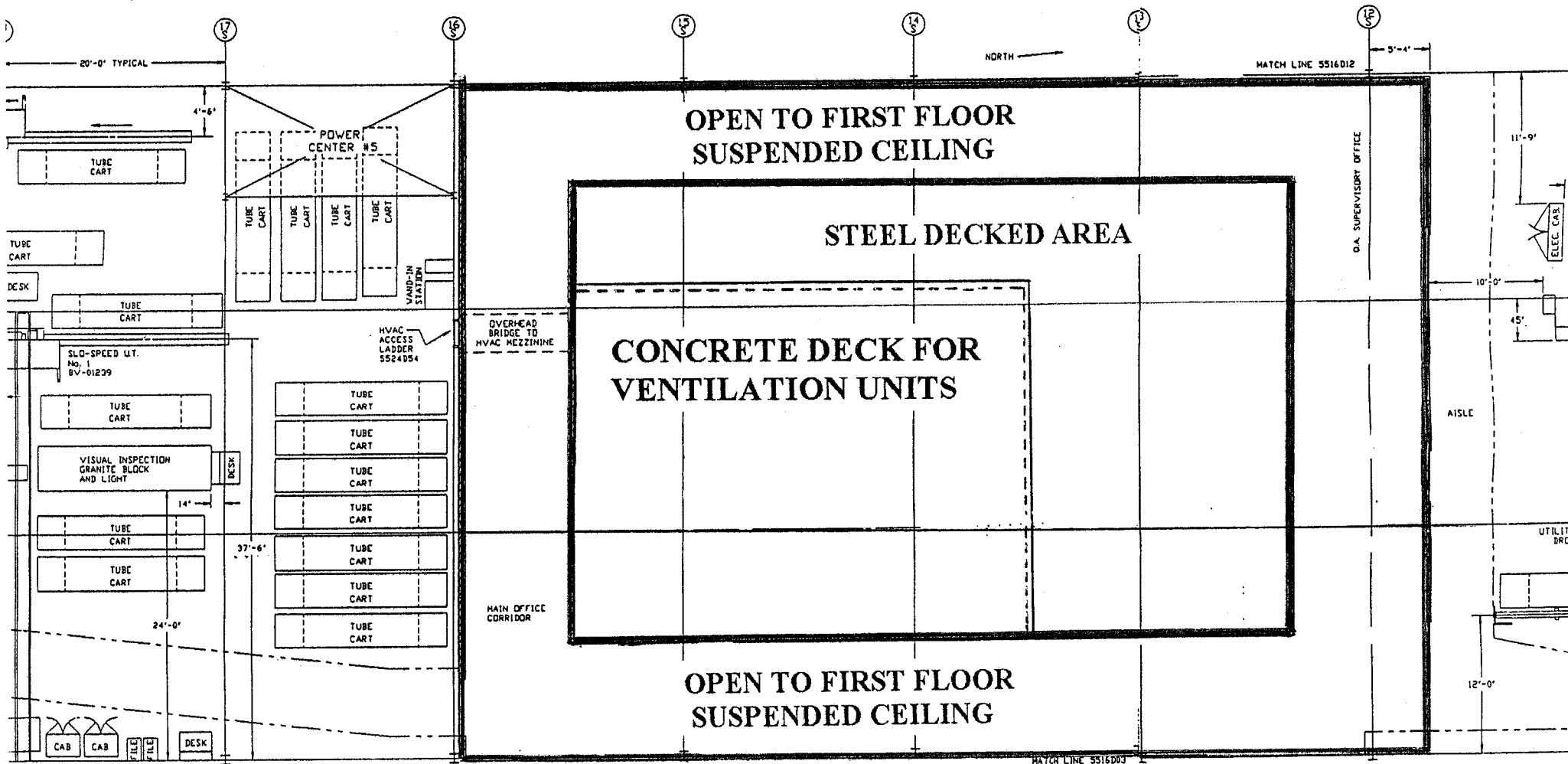
UNIT 1-49 and 1-48 (rev 1 as of 6-13-95)





# UNIT 1-50-1

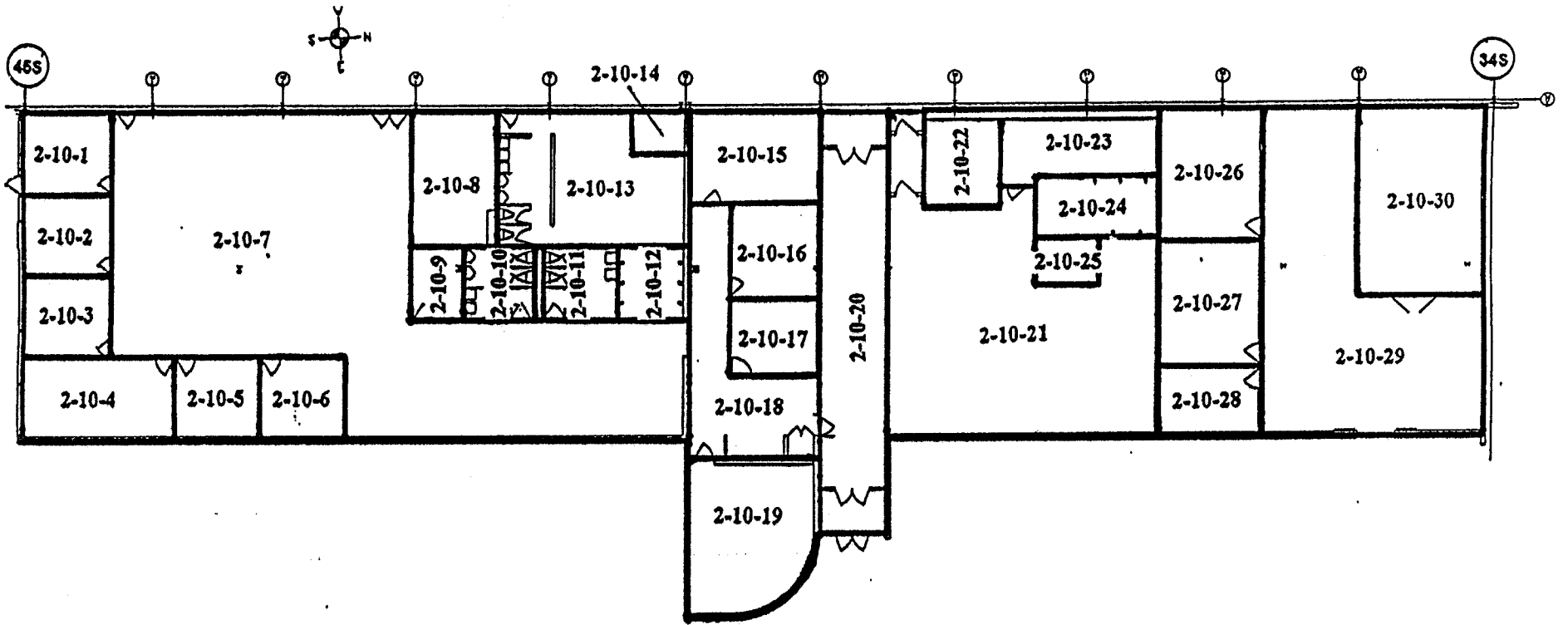
## 2nd FLOOR OF PRODUCTION BAY OFFICE AREAS



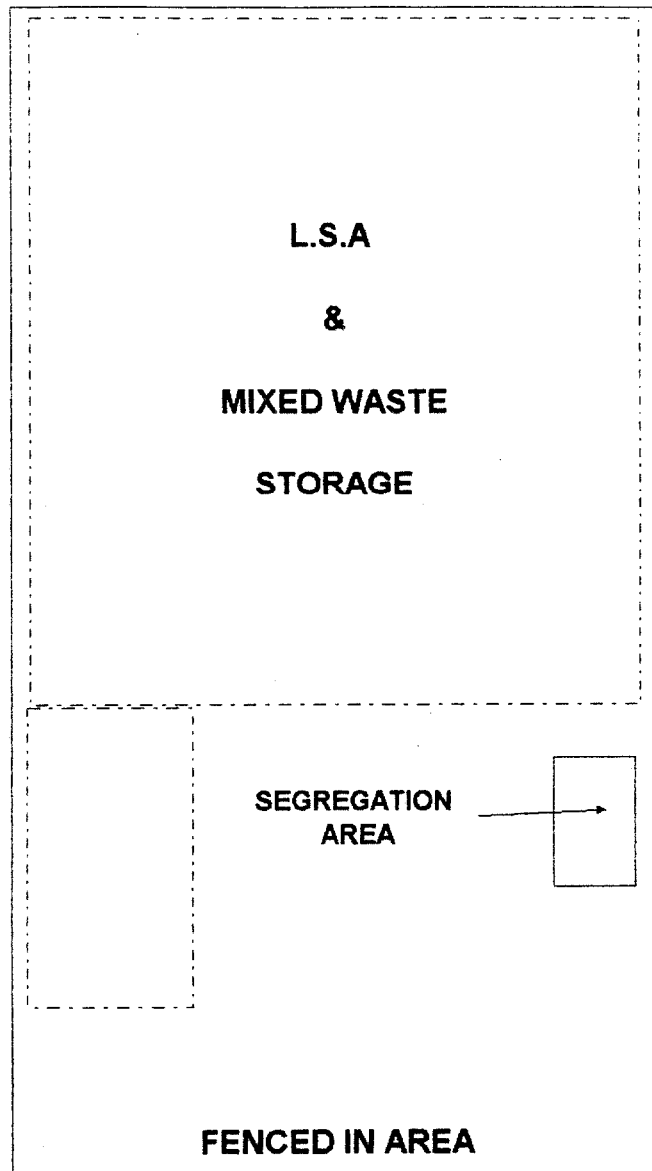


## **APPENDIX C**

### **SURVEY UNIT 2 DIAGRAMS**



**DRUMMED WASTE AREA  
WESTRO BLDG.**

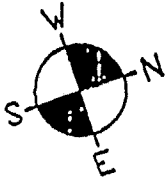


**WESTRO 2**

**TRUCK BAY**

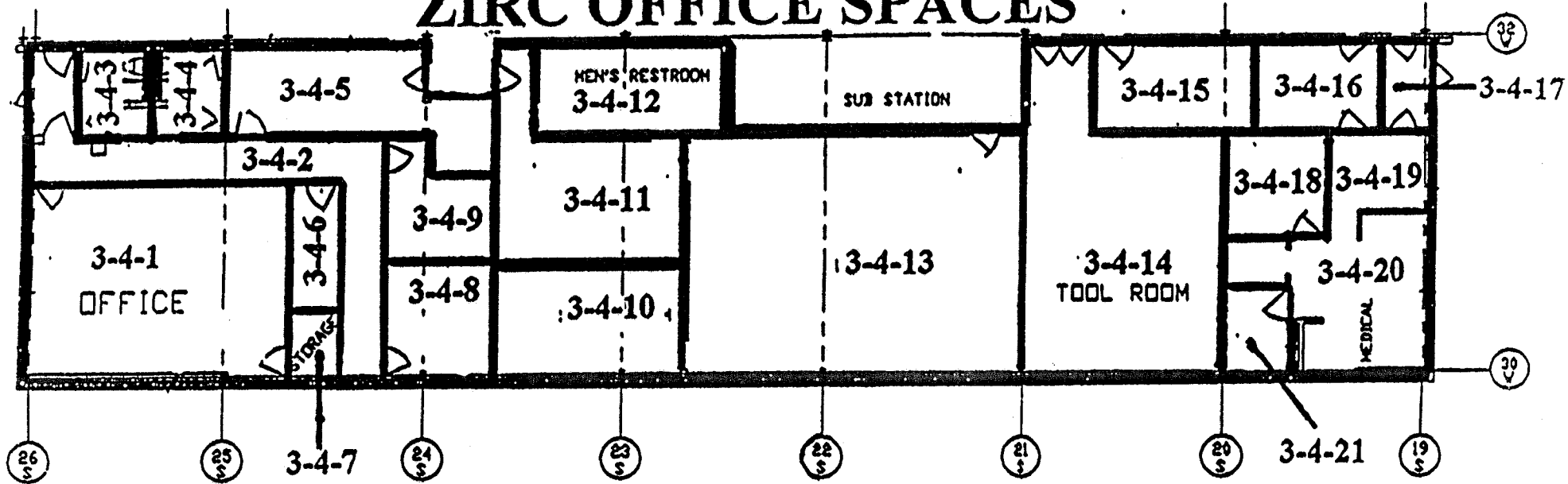
## **APPENDIX D**

### **SURVEY UNIT 3 DIAGRAMS**



# UNIT 3-4

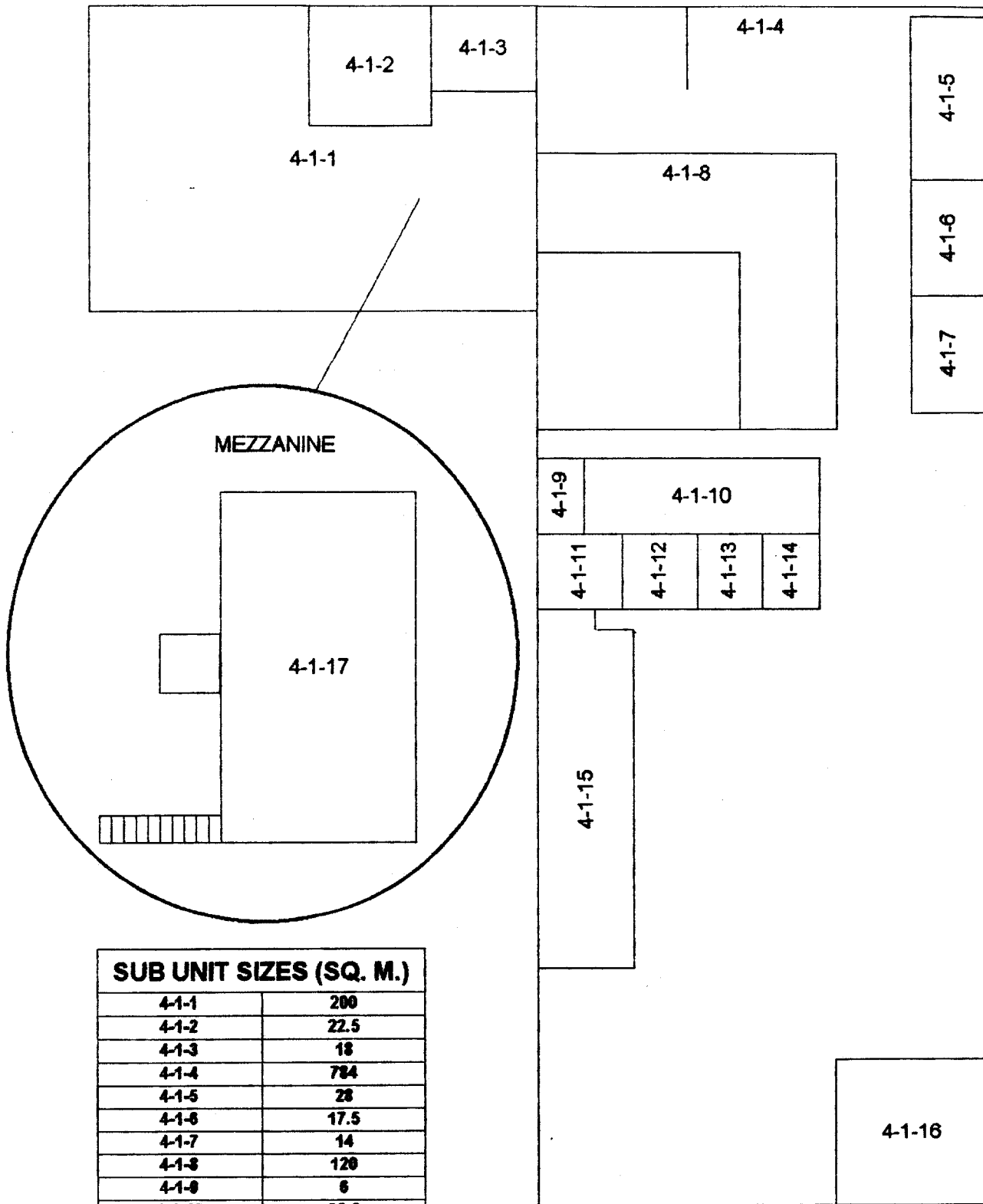
## ZIRC OFFICE SPACES



**APPENDIX E**

**SURVEY UNIT 4 DIAGRAMS**

# UNIT 4-1



SUB UNIT SIZES (SQ. M.)	
4-1-1	200
4-1-2	22.5
4-1-3	18
4-1-4	784
4-1-5	28
4-1-6	17.5
4-1-7	14
4-1-8	120
4-1-9	6
4-1-10	25.5
4-1-11	12
4-1-12	10
4-1-13	10
4-1-14	10
4-1-15	76
4-1-16	16
4-1-17	68

**DIAGRAMS AND DATA SHEETS  
FOR RADIOLOGICAL SURVEYS OF BUILDINGS**

**JULY 20, 2000**

**VOLUME 2 OF 7**

**WESTINGHOUSE ELECTRIC CORPORATION**

**BLAIRSVILLE, PA**

**REPORT #003**



**DIAGRAMS AND DATA SHEETS  
FOR RADIOLOGICAL SURVEYS OF BUILDINGS**

**TABLE OF CONTENTS**

	<u>Page Number</u>
Purpose	1
Scope	1
Discussion	1
Appendix A: Site Diagrams	
Appendix B: Survey Unit 1 Diagrams	
Appendix C: Survey Unit 2 Diagrams	
Appendix D: Survey Unit 3 Diagrams	
Appendix E: Survey Unit 4 Diagrams	
Appendix F: Original Radiological Survey Data Sheets Building 1	
Appendix G: Original Radiological Survey Data Sheets Building 2	
Appendix H: Original Radiological Survey Data Sheets Building 3	
Appendix I: Original Radiological Survey Data Sheets Building 4	

## DIAGRAMS AND DATA SHEETS FOR RADIOLOGICAL SURVEYS OF BUILDINGS

### Purpose

The Westinghouse Blairsville Site utilized nuclear materials during the period of the mid to late 1950's to the early part of the 1960's. Work was performed both under licenses with the atomic Energy Commission and for the Bettis Atomic Power Laboratory. Although all work ceased during the 1960's, subsequent radiological surveys and investigations, starting in 1993, established that some residual radioactivity, primarily in underground piping and subsurface soil contamination, existed on the site. During the period of 1993 through the present, additional remediation work and radiological surveys have been conducted to establish that the site can be released for unrestricted use. This series of reports documents the results of the final status radiological surveys subsequent to the various remediation efforts.

### Scope

This report compiles all of the building diagrams, both site maps and individual survey section maps. Also included are all of the original radiological survey data sheets used in the final unconditional building release analysis.

### Discussion

Blairsville site diagrams included in Appendix A, give an overall view of the structures and some of the internals relevant to the overall report. The building internals in this appendix give an equipment layout of the office areas in Building 1. Also included is an example survey sample grid, applied to Building 1, following the procedure found in Report #006. Finally, a site-sectioning diagram showing the survey sections and units is provided.

Appendices B, C, D, and E include all sub-unit diagrams for survey units 1, 2, 3, and 4 respectively. These diagrams are sorted in consecutive order within each appendix. Appendices F, G, H, and I contain the original radiological survey data sheets for buildings 1, 2, 3, and 4 respectively. These appendices are arranged in consecutive order per the survey serial numbers and each contains the "Blairsville Point Survey Form #003". Many surveys also contain a "LB5100-W Low Background Counting System – Smear Analysis" printout, and/or a respective location diagram.

**DIAGRAMS AND DATA SHEETS  
FOR RADIOLOGICAL SURVEYS OF BUILDINGS**

List of Volume Contents

Vol.      Appendix      Contents

1.    Appendix A:    Site Diagrams  
      Appendix B:    Survey Unit 1 Diagrams  
      Appendix C:    Survey Unit 2 Diagrams  
      Appendix D:    Survey Unit 3 Diagrams  
      Appendix E:    Survey Unit 4 Diagrams
2.    Appendix F:    Data Sheets for Building 1, Survey Serial #: 001-100
3.    Appendix F:    Data Sheets for Building 1, Survey Serial #: 101-200
4.    Appendix F:    Data Sheets for Building 1, Survey Serial #: 201-300
5.    Appendix F:    Data Sheets for Building 1, Survey Serial #: 301-400
6.    Appendix F:    Data Sheets for Building 1, Survey Serial #: 401-486
7.    Appendix G:    Data Sheets for Building 2, Survey Serial #: 001-057  
      Appendix H:    Data Sheets for Building 3, Survey Serial #: 001-028  
      Appendix I:    Data Sheets for Building 4, Survey Serial #: 001-018

**APPENDIX F**  
**ORIGINAL RADIOLOGICAL SURVEY DATA SHEETS**  
**BUILDING 1**

**REPORT #003**

# Blairsville Point Survey Form #003

Survey Serial #:	01-001
Survey Section:	1
Survey Unit:	17
Survey Sub-unit:	1

Alpha Survey Instruments				
Inst. S/N	Inst. Code	Eff. %	Corr. Fac.	Bkg. CPM
1517	7	20.6	4.85	3

Beta Survey Instruments				
Inst. S/N	Inst. Code	Eff. %	Corr. Fac.	Bkg. CPM
1595	12	31.9	3.13	338


Gamma or Beta/Gamma Instruments			
Inst. S/N	Inst. Code	Bkg.	Detection Type
1522	22	0.012	Beta / Gamma
234	23	7	Gamma

Classification:	3
Survey Type:	Lower

Alpha Counting Instruments				
Inst. S/N	Inst. Code	Eff. %	Corr. Fac.	Bkg. CPM
13295	2	42.75	2.34	0.19

Beta Counting Instruments				
Inst. S/N	Inst. Code	Eff. %	Corr. Fac.	Bkg. CPM
13295	3	36.84	2.71	1.39

Survey Date:	10/24/94
Count Date:	11/1/94

Surveyor:	L. Smith / V. Taylor
Signature:	

Surface Description	Coordinates		Gamma at 1m	Gamma Inst.	Beta/Gamma Contact	Beta/Gamma Code	Contact Gross 1 min. Count	Alpha Inst. Code	Contact Gross 1 min. Count	Beta Inst. Code	Scan Contact		Removable DPM/100 cm2	Alpha Count	Removable DPM/100 cm2	Beta Count	Comments
											Gross CPM						
	X	Y	uR/hr	Code	mR/hr	Code	Alpha	Beta	Max Beta	Avg Beta	Alpha	Beta					
Floor	2	-2	7	23	0.015	22	4	7	308	12	412	270	0.74	2	0.29	3	Concrete
Floor	6	-2	7	23	0.019	22	3	7	322	12	324	260	-0.43	2	3.00	3	Concrete
Floor	10	-2	8	23	0.017	22	4	7	282	12	320	270	0.74	2	1.65	3	Concrete
Floor	4	-6	6	23	0.012	22	3	7	322	12	434	300	-0.43	2	1.65	3	Concrete
Floor	8	-6	7	23	0.011	22	3	7	335	12	414	300	-0.43	2	0.29	3	Concrete
Floor	12	-6	6	23	0.02	22	2	7	313	12	718	300	-0.43	2	1.65	3	Concrete
Floor	2	-10	9	23	0.018	22	7	7	303	12	598	300	-0.43	2	1.65	3	Concrete
Floor	6	-10	7	23	0.018	22	0	7	332	12	389	290	-0.43	2	3.00	3	Concrete
Floor	10	-10	6	23	0.01	22	4	7	272	12	409	300	-0.43	2	-1.07	3	Concrete
Floor	6	-14	7	23	0.017	22	4	7	297	12	375	280	-0.43	2	0.29	3	Concrete
Floor	8	-14	7	23	0.016	22	7	7	324	12	360	290	-0.43	2	3.00	3	Concrete
Floor	12	-14	7	23	0.02	22	3	7	278	12	345	280	0.74	2	0.29	3	Concrete
Floor	4	-18	6	23	0.01	22	2	7	292	12	337	250	0.74	2	0.29	3	Concrete
Floor	8	-18	7	23	0.014	22	2	7	260	12	332	280	-0.43	2	1.65	3	Concrete
Floor	12	-18	7	23	0.011	22	3	7	249	12	392	320	-0.43	2	0.29	3	Concrete
Floor	6	-20	7	23	0.012	22	3	7	283	12	423	300	0.74	2	1.65	3	Concrete
Floor	10	-20	6	23	0.014	22	9	7	304	12	427	290	0.74	2	3.00	3	Concrete
Floor	2	-22	8	23	0.015	22	3	7	307	12	365	280	-0.43	2	1.65	3	Concrete
Floor	6	-22	6	23	0.01	22	3	7	315	12	494	290	0.74	2	3.00	3	Concrete
Floor	12	-22	6	23	0.012	22	2	7	290	12	417	300	0.74	2	-1.07	3	Concrete
Floor	4	-24	6	23	0.015	22	3	7	271	12	352	280	-0.43	2	4.36	3	Concrete
Floor	6	-24	6	23	0.021	22	3	7	310	12	388	320	-0.43	2	-2.42	3	Concrete
Floor	10	-24	6	23	0.014	22	3	7	284	12	346	290	0.74	2	1.65	3	Concrete

## Blairsville Point Survey Form #003

Survey Serial #: 01-001

Survey Section: 1

Survey Unit: 17

Survey Sub-unit: 1

Classification: 3

Survey Type: Lower

Survey Date: 10/24/94

Count Date: 11/1/94

Alpha Survey Instruments				
Inst. S/N	Inst. Code	Eff. %	Corr. Fac.	Bkg. CPM
1517	7	20.6	4.85	3

Beta Survey Instruments				
Inst. S/N	Inst. Code	Eff. %	Corr. Fac.	Bkg. CPM
1595	12	31.9	3.13	338

Gamma or Beta/Gamma Instruments			
Inst. S/N	Inst. Code	Bkg.	Detection Type
1522	22	0.012	Beta / Gamma
234	23	7	Gamma

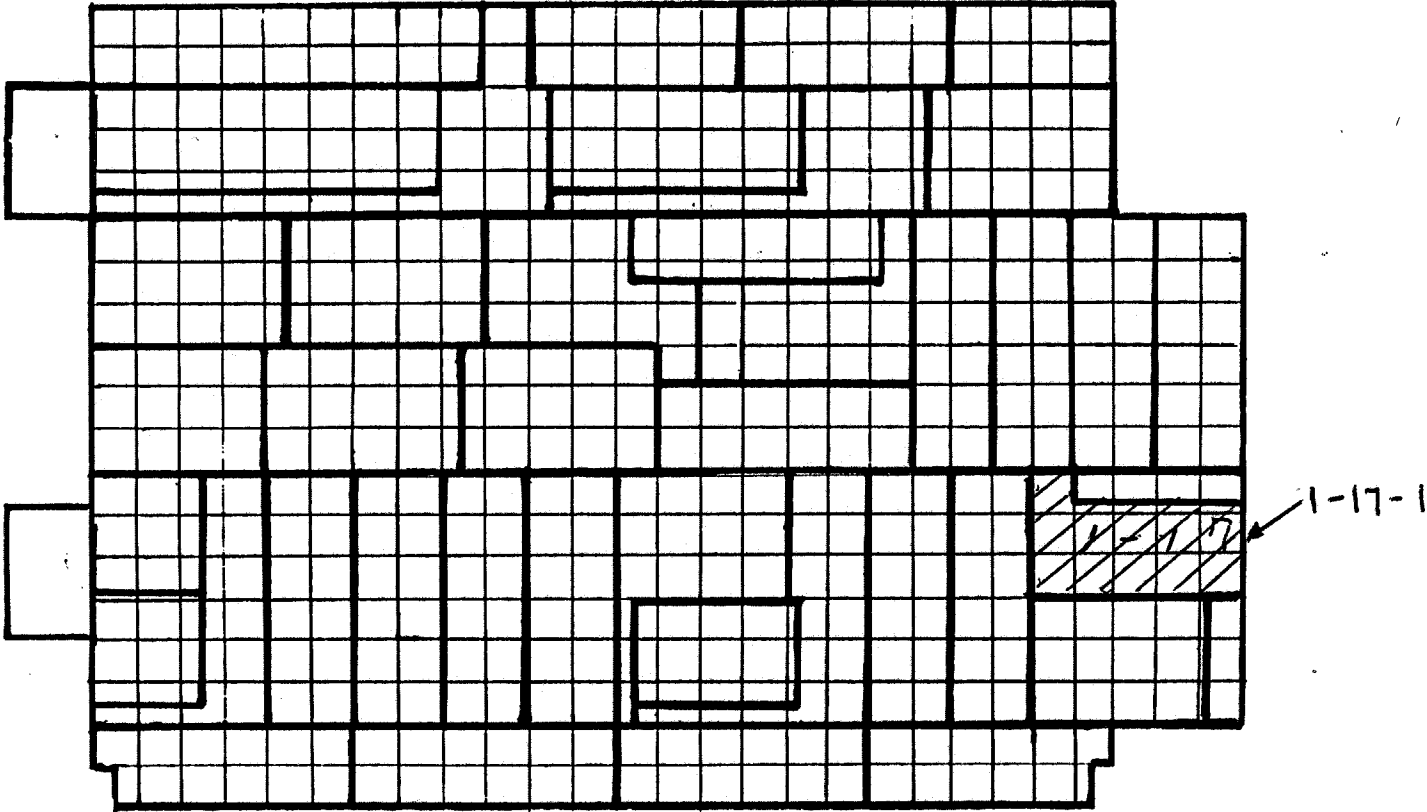
Alpha Counting Instruments				
Inst. S/N	Inst. Code	Eff. %	Corr. Fac.	Bkg. CPM
13295	2	42.75	2.34	0.19

Beta Counting Instruments				
Inst. S/N	Inst. Code	Eff. %	Corr. Fac.	Bkg. CPM
13295	3	36.84	2.71	1.39

Surveyor: L. Smith / V. Taylor  
 Signature: *V. Taylor*

Surface Description	Coordinates		Gamma at 1m	Gamma Inst.	Beta/Gamma Contact	Beta/Gamma Code	Contact Gross 1 min. Count	Alpha Inst.	Contact Gross 1 min. Count	Beta Inst.	Scan Contact Gross CPM		Removable DPM/100 cm2	Alpha Count	Removable DPM/100 cm2	Beta Count	Comments
	X	Y	uR/hr	Code	mR/hr	Code	Alpha	Beta	Code	Code	Max Beta	Avg Beta	Alpha	Beta	Code		
Floor	-5	-26	7	23	0.019	22	2	7	288	12	327	300	-0.43	2	-2.42	3	Concrete
Floor	-2	-26	8	23	0.01	22	5	7	291	12	368	305	-0.43	2	0.29	3	Concrete
Floor	6	-28	8	23	0.011	22	3	7	274	12	321	280	0.74	2	3.00	3	Concrete
Floor	10	-26	6	23	0.015	22	2	7	267	12	358	284	0.74	2	1.65	3	Concrete
Floor	0	-28	6	23	0.014	22	4	7	294	12	348	270	-0.43	2	0.29	3	Concrete
Floor	0	-30	7	23	0.017	22	5	7	311	12	350	300	-0.43	2	1.65	3	Concrete

**SURVEY UNITS FOR SECTION ONE**



Second Floor Areas



MAIN BUILDING  
SMP  
BLAIRSVILLE SITE

**LB5100-W Low Background Counting System -- Smear Analysis**

Date: 11/8/94  
 Counting Unit id: 1  
 Data file name: C:\LBXL\UNIT1\B01-001.XLD  
 Batch Ended: 11/1/94 11:54  
 Crosstalk Correction: Not Applied

Alpha activity action level (DPM): 20.00  
 Beta activity action level (DPM): 200.00  
 Certainty level for MDA and flags: 95.00%  
 High Voltage Setting: 1410

Application Revision: 3  
 Application Version: Standard

Alpha efficiency log file: pu239ab  
 Alpha Efficiency: 42.75%  
 Alpha to Beta Crosstalk: 5.85%  
 Alpha Background (CPM): 0.185714286  
 Alpha Correction Factor: 1.000

Beta efficiency log file: tc99ab  
 Beta Efficiency: 36.84%  
 Beta into Alpha Crosstalk: 0.03%  
 Beta Background (CPM): 1.392857143  
 Beta Correction Factor: 1.000

Batch ID: Blairsville 1-17-1

Carrier	Alpha Activity				Beta Activity				Count time (min)	Alpha CPM	Beta CPM	Completion Date - Time
	DPM	$\sigma$	flags	MDA	DPM	$\sigma$	flags	MDA				
1	0.735	1.17	<MDA	5.53	0.29	2.37	<MDA	11.18	2.00	0.314	0.11	11/1/94 10:50
2	-0.434	1.17	<MDA	5.53	3.00	3.05	<MDA	11.18	2.00	-0.186	1.11	11/1/94 10:52
3	0.735	1.17	<MDA	5.53	1.65	2.73	<MDA	11.18	2.00	0.314	0.61	11/1/94 10:54
4	-0.434	1.17	<MDA	5.53	1.65	2.73	<MDA	11.18	2.00	-0.186	0.61	11/1/94 10:57
5	-0.434	1.17	<MDA	5.53	0.29	2.37	<MDA	11.18	2.00	-0.186	0.11	11/1/94 10:59
6	-0.434	1.17	<MDA	5.53	1.65	2.73	<MDA	11.18	2.00	-0.186	0.61	11/1/94 11:01
7	-0.434	1.17	<MDA	5.53	1.65	2.73	<MDA	11.18	2.00	-0.186	0.61	11/1/94 11:03
8	-0.434	1.17	<MDA	5.53	3.00	3.05	<MDA	11.18	2.00	-0.186	1.11	11/1/94 11:05
9	-0.434	1.17	<MDA	5.53	-1.07	1.94	<MDA	11.18	2.00	-0.186	-0.39	11/1/94 11:08
10	-0.434	1.17	<MDA	5.53	0.29	2.37	<MDA	11.18	2.00	-0.186	0.11	11/1/94 11:10
11	-0.434	1.17	<MDA	5.53	3.00	3.05	<MDA	11.18	2.00	-0.186	1.11	11/1/94 11:12
12	0.735	1.17	<MDA	5.53	0.29	2.37	<MDA	11.18	2.00	0.314	0.11	11/1/94 11:14
13	0.735	1.17	<MDA	5.53	0.29	2.37	<MDA	11.18	2.00	0.314	0.11	11/1/94 11:16
14	-0.434	1.17	<MDA	5.53	1.65	2.73	<MDA	11.18	2.00	-0.186	0.61	11/1/94 11:18
15	-0.434	1.17	<MDA	5.53	0.29	2.37	<MDA	11.18	2.00	-0.186	0.11	11/1/94 11:21
16	0.735	1.17	<MDA	5.53	1.65	2.73	<MDA	11.18	2.00	0.314	0.61	11/1/94 11:23
17	0.735	1.17	<MDA	5.53	3.00	3.05	<MDA	11.18	2.00	0.314	1.11	11/1/94 11:25
18	-0.434	1.17	<MDA	5.53	1.65	2.73	<MDA	11.18	2.00	-0.186	0.61	11/1/94 11:27
19	0.735	1.17	<MDA	5.53	3.00	3.05	<MDA	11.18	2.00	0.314	1.11	11/1/94 11:29
20	0.735	1.17	<MDA	5.53	-1.07	1.94	<MDA	11.18	2.00	0.314	-0.39	11/1/94 11:32
21	-0.434	1.17	<MDA	5.53	4.36	3.34	<AL	11.18	2.00	-0.186	1.61	11/1/94 11:34
22	-0.434	1.17	<MDA	5.53	-2.42	1.38	<MDA	11.18	2.00	-0.186	-0.89	11/1/94 11:36
23	0.735	1.17	<MDA	5.53	1.65	2.73	<MDA	11.18	2.00	0.314	0.61	11/1/94 11:38
24	-0.434	1.17	<MDA	5.53	-2.42	1.38	<MDA	11.18	2.00	-0.186	-0.89	11/1/94 11:41



**LB5100-W Low Background Counting System – Smear Analysis**

Date: 11/8/94  
 Counting Unit id: 1  
 Data file name: C:\LBXL\UNIT1\B01-001.XLD  
 Batch Ended: 11/1/94 11:54  
 Crosstalk Correction: Not Applied

Alpha activity action level (DPM): 20.00  
 Beta activity action level (DPM): 200.00  
 Certainty level for MDA and flags: 95.00%  
 High Voltage Setting: 1410

Application Revision: 3  
 Application Version: Standard

Alpha efficiency log file: pu239ab  
 Alpha Efficiency: 42.75%  
 Alpha to Beta Crosstalk: 5.85%  
 Alpha Background (CPM): 0.185714286  
 Alpha Correction Factor: 1.000

Beta efficiency log file: tc99ab  
 Beta Efficiency: 36.84%  
 Beta into Alpha Crosstalk: 0.03%  
 Beta Background (CPM): 1.392857143  
 Beta Correction Factor: 1.000

Batch ID: Blairsville 1-17-1

Carrier	Alpha Activity				Beta Activity				Count time (min)	Alpha CPM	Beta CPM	Completion Date - Time
	DPM	$\sigma$	flags	MDA	DPM	$\sigma$	flags	MDA				
25	-0.434	1.17	<MDA	5.53	0.29	2.37	<MDA	11.18	2.00	-0.186	0.11	11/1/94 11:43
26	0.735	1.17	<MDA	5.53	3.00	3.05	<MDA	11.18	2.00	0.314	1.11	11/1/94 11:45
27	0.735	1.17	<MDA	5.53	1.65	2.73	<MDA	11.18	2.00	0.314	0.61	11/1/94 11:47
28	-0.434	1.17	<MDA	5.53	0.29	2.37	<MDA	11.18	2.00	-0.186	0.11	11/1/94 11:49
29	-0.434	1.17	<MDA	5.53	1.65	2.73	<MDA	11.18	2.00	-0.186	0.61	11/1/94 11:51
30	-0.434	1.17	<MDA	5.53	3.00	3.05	<MDA	11.18	2.00	-0.186	1.11	11/1/94 11:54

# Blairsville Point Survey Form #003

Survey Serial #:	01-002
Survey Section:	1
Survey Unit:	16
Survey Sub-unit:	1

Alpha Survey Instruments				
Inst. S/N	Inst. Code	Eff. %	Corr. Fac.	Bkg. CPM
1517	7	20.6	4.85	1

Beta Survey Instruments				
Inst. S/N	Inst. Code	Eff. %	Corr. Fac.	Bkg. CPM
1595	12	31.9	3.13	314

Gamma or Beta/Gamma Instruments			
Inst. S/N	Inst. Code	Bkg.	Detection Type
1522	22	0.01	Beta / Gamma
234	23	5	Gamma

Classification:	3
Survey Type:	Lower

Alpha Counting Instruments				
Inst. S/N	Inst. Code	Eff. %	Corr. Fac.	Bkg. CPM
13295	2	42.75	2.34	0.19

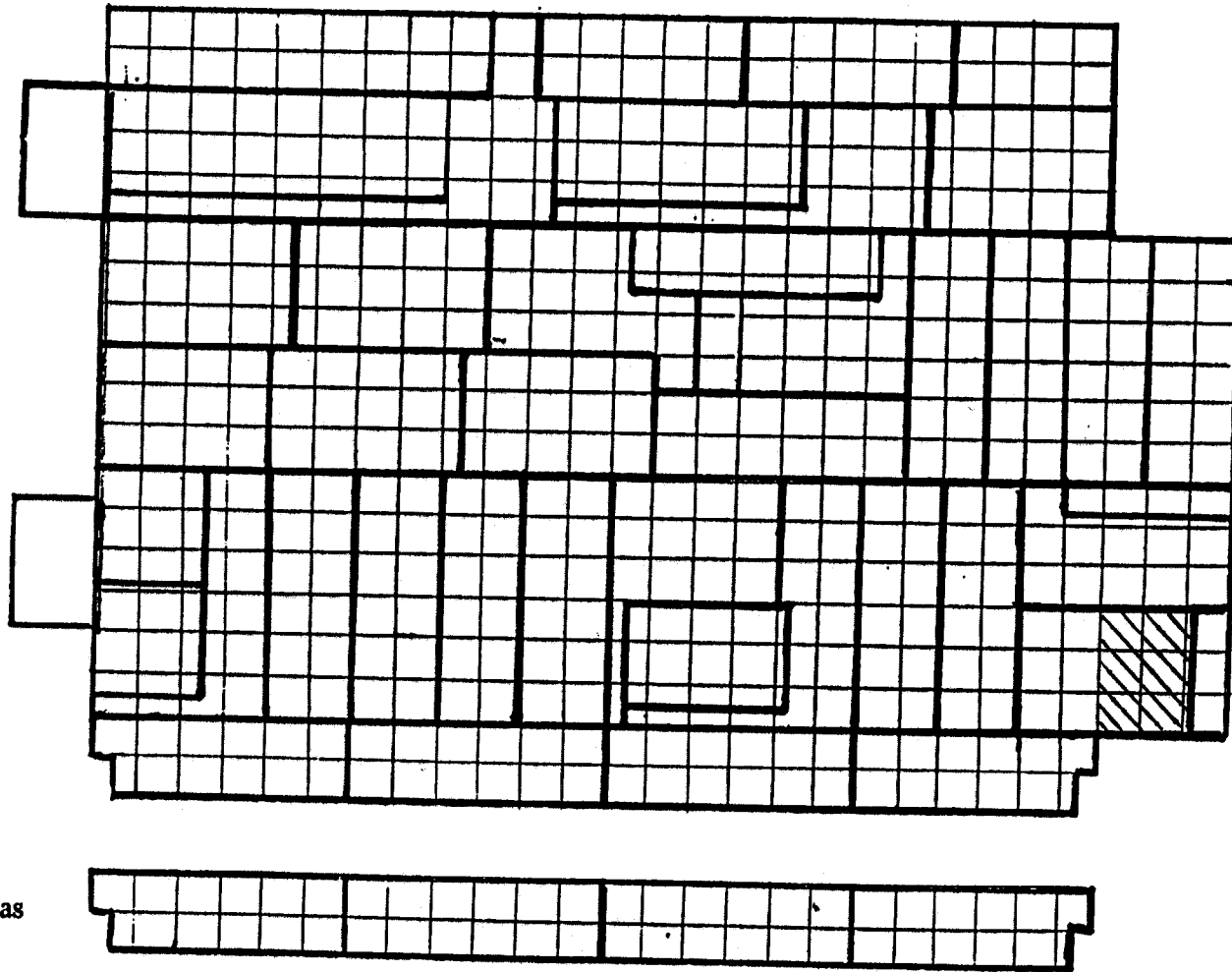
Beta Counting Instruments				
Inst. S/N	Inst. Code	Eff. %	Corr. Fac.	Bkg. CPM
13295	3	36.84	2.71	1.39

Survey Date:	10/25/94
Count Date:	11/8/94

Surveyor:	J. Shoemaker / L. Smith
Signature:	<i>[Handwritten Signatures]</i>

Surface Description	Coordinates		Gamma at 1m uR/hr	Gamma Inst. Code	Beta/Gamma Contact mR/hr	Beta/Gamma Code	Contact Gross 1 min. Count Alpha	Alpha Inst. Code	Contact Gross 1 min. Count Beta	Beta Inst. Code	Scan Contact Gross CPM		Removable DPM/100 cm2 Alpha	Alpha Count Code	Removable DPM/100 cm2 Beta	Beta Count Code	Comments
											Max Beta	Avg Beta					
	X	Y															
Floor	0	-8	5	23	0.01	22	3	7	333	12	338	300	-0.43	2	0.29	3	Concrete
Floor	2	-8	5	23	0.011	22	2	7	338	12	428	290	0.74	2	0.29	3	Concrete
Floor	4	-8	6	23	0.01	22	4	7	321	12	412	320	1.90	2	4.36	3	Concrete
Floor	6	-8	5	23	0.012	22	1	7	336	12	451	340	-0.43	2	-1.07	3	Concrete
Floor	8	-8	5	23	0.014	22	1	7	328	12	352	260	-0.43	2	-1.07	3	Concrete
Floor	10	-8	6	23	0.013	22	1	7	309	12	353	290	1.90	2	5.72	3	Concrete
Floor	12	-8	6	23	0.013	22	1	7	304	12	444	320	0.74	2	0.29	3	Concrete
Floor	14	-8	6	23	0.012	22	2	7	320	12	364	300	-0.43	2	3.00	3	Concrete
Floor	16	-8	5	23	0.012	22	1	7	351	12	416	340	-0.43	2	-1.07	3	Concrete
Floor	4	-6	5	23	0.013	22	3	7	306	12	348	310	0.74	2	1.65	3	Concrete
Floor	4	-4	6	23	0.015	22	1	7	328	12	364	300	0.74	2	4.36	3	Concrete
Floor	8	-4	6	23	0.014	22	2	7	303	12	357	290	1.90	2	0.29	3	Concrete
Floor	8	-6	6	23	0.011	22	5	7	308	12	401	320	0.74	2	1.65	3	Concrete
Floor	0	-12	6	23	0.013	22	3	7	352	12	363	300	-0.43	2	8.43	3	Concrete
Floor	2	-12	5	23	0.015	22	4	7	269	12	331	290	0.74	2	8.43	3	Concrete
Floor	4	-12	6	23	0.013	22	1	7	331	12	340	290	-0.43	2	-2.42	3	Concrete
Floor	6	-12	6	23	0.01	22	5	7	360	12	598	340	3.07	2	-1.07	3	Concrete
Floor	10	-12	6	23	0.013	22	5	7	354	12	412	320	-0.43	2	5.72	3	Concrete
Floor	12	-12	6	23	0.014	22	1	7	343	12	428	290	0.74	2	0.29	3	Concrete
Floor	16	-12	5	23	0.015	22	2	7	333	12	338	300	-0.43	2	-1.07	3	Concrete

# SURVEY UNITS FOR SECTION ONE



Second Floor Areas

MAIN BUILDING  
SMP  
BLAIRSVILLE SITE

#CAD00538



**LB5100-W Low Background Counting System -- Smear Analysis**

Date: 11/8/94  
 Counting Unit id: 1  
 Data file name: C:\LBXL\UNIT1\B01-002.XLD  
 Batch Ended: 11/2/94 9:27  
 Crosstalk Correction: Not Applied

Alpha activity action level (DPM): 20.00  
 Beta activity action level (DPM): 200.00  
 Certainty level for MDA and flags: 95.00%  
 High Voltage Setting: 1410

Application Revision: 3  
 Application Version: Standard

Alpha efficiency log file: pu239ab  
 Alpha Efficiency: 42.75%  
 Alpha to Beta Crosstalk: 5.85%  
 Alpha Background (CPM): 0.185714286  
 Alpha Correction Factor: 1.000

Beta efficiency log file: tc99ab  
 Beta Efficiency: 36.84%  
 Beta into Alpha Crosstalk: 0.03%  
 Beta Background (CPM): 1.392857143  
 Beta Correction Factor: 1.000

Batch ID: Blairsville 1-16-1

Carrier	Alpha Activity				Beta Activity				Count time (min)	Alpha CPM	Beta CPM	Completion Date - Time
	DPM	$\sigma$	flags	MDA	DPM	$\sigma$	flags	MDA				
33	-0.434	1.17	<MDA	5.53	0.29	2.37	<MDA	11.18	2.00	-0.186	0.11	11/2/94 8:45
34	0.735	1.17	<MDA	5.53	0.29	2.37	<MDA	11.18	2.00	0.314	0.11	11/2/94 8:47
35	1.905	1.66	<AL	5.53	4.36	3.34	<AL	11.18	2.00	0.814	1.61	11/2/94 8:49
36	-0.434	1.17	<MDA	5.53	-1.07	1.94	<MDA	11.18	2.00	-0.186	-0.39	11/2/94 8:52
37	-0.434	1.17	<MDA	5.53	-1.07	1.94	<MDA	11.18	2.00	-0.186	-0.39	11/2/94 8:54
38	1.905	1.66	<AL	5.53	5.72	3.60	<AL	11.18	2.00	0.814	2.11	11/2/94 8:56
39	0.735	1.17	<MDA	5.53	0.29	2.37	<MDA	11.18	2.00	0.314	0.11	11/2/94 8:58
40	-0.434	1.17	<MDA	5.53	3.00	3.05	<MDA	11.18	2.00	-0.186	1.11	11/2/94 9:01
41	-0.434	1.17	<MDA	5.53	-1.07	1.94	<MDA	11.18	2.00	-0.186	-0.39	11/2/94 9:03
42	0.735	1.17	<MDA	5.53	1.65	2.73	<MDA	11.18	2.00	0.314	0.61	11/2/94 9:05
43	0.735	1.17	<MDA	5.53	4.36	3.34	<AL	11.18	2.00	0.314	1.61	11/2/94 9:07
44	1.905	1.66	<AL	5.53	0.29	2.37	<MDA	11.18	2.00	0.814	0.11	11/2/94 9:09
45	0.735	1.17	<MDA	5.53	1.65	2.73	<MDA	11.18	2.00	0.314	0.61	11/2/94 9:11
46	-0.434	1.17	<MDA	5.53	8.43	4.08	<AL	11.18	2.00	-0.186	3.11	11/2/94 9:14
47	0.735	1.17	<MDA	5.53	8.43	4.08	<AL	11.18	2.00	0.314	3.11	11/2/94 9:16
48	-0.434	1.17	<MDA	5.53	-2.42	1.38	<MDA	11.18	2.00	-0.186	-0.89	11/2/94 9:18
49	3.074	2.03	<AL	5.53	-1.07	1.94	<MDA	11.18	2.00	1.314	-0.39	11/2/94 9:20
50	-0.434	1.17	<MDA	5.53	5.72	3.60	<AL	11.18	2.00	-0.186	2.11	11/2/94 9:23
51	0.735	1.17	<MDA	5.53	0.29	2.37	<MDA	11.18	2.00	0.314	0.11	11/2/94 9:25
52	-0.434	1.17	<MDA	5.53	-1.07	1.94	<MDA	11.18	2.00	-0.186	-0.39	11/2/94 9:27

# Blairsville Point Survey Form #003

Survey Serial #:	01-003
Survey Section:	1
Survey Unit:	16
Survey Sub-unit:	1

Alpha Survey Instruments				
Inst. S/N	Inst. Code	Eff. %	Corr. Fac.	Bkg. CPM
1517	7	19.7	5.08	2

Beta Survey Instruments				
Inst. S/N	Inst. Code	Eff. %	Corr. Fac.	Bkg. CPM
1595	12	31.8	3.14	294


Gamma or Beta/Gamma Instruments			
Inst. S/N	Inst. Code	Bkg.	Detection Type
1522	22	0.01	Beta / Gamma
234	23	8	Gamma

Classification:	3
Survey Type:	Lower

Alpha Counting Instruments				
Inst. S/N	Inst. Code	Eff. %	Corr. Fac.	Bkg. CPM
13295	2	42.75	2.34	0.19

Beta Counting Instruments				
Inst. S/N	Inst. Code	Eff. %	Corr. Fac.	Bkg. CPM
13295	3	36.84	2.71	1.39

Survey Date:	10/26/94
Count Date:	11/1/94

Surveyor:	J. Shoemaker / C. Vergari
Signature:	

Surface Description	Coordinates		Gamma at 1m uR/hr	Gamma Inst. Code	Beta/Gamma Contact mR/hr	Beta/Gamma Code	Contact Gross 1 min. Count Alpha	Alpha Inst. Code	Contact Gross 1 min. Count Beta	Beta Inst. Code	Scan Contact Gross CPM		Removable DPM/100 cm2 Alpha	Alpha Count Code	Removable DPM/100 cm2 Beta	Beta Count Code	Comments
											Max Beta	Avg Beta					
	X	Y															
Floor	0	-14	8	23	0.013	22	2	7	322	12	479	320	-0.43	2	0.29	3	Concrete
Floor	0	-16	8	23	0.012	22	2	7	336	12	406	310	3.07	2	0.29	3	Concrete
Floor	0	-18	9	23	0.01	22	11	7	335	12	440	315	-0.43	2	3.00	3	Concrete
Floor	0	-20	8	23	0.016	22	2	7	326	12	372	280	-0.43	2	0.29	3	Concrete
Floor	0	-22	8	23	0.015	22	4	7	493	12	409	280	3.07	2	-1.07	3	Concrete
Floor	0	-24	7	23	0.013	22	5	7	320	12	473	280	0.74	2	-3.78	3	Concrete
Floor	0	-25	8	23	0.011	22	2	7	332	12	493	300	-0.43	2	-1.07	3	Concrete
Floor	2	-14	8	23	0.016	22	3	7	266	12	399	300	-0.43	2	1.65	3	Concrete
Floor	2	-16	9	23	0.01	22	4	7	326	12	416	300	0.74	2	1.65	3	Concrete
Floor	2	-18	9	23	0.011	22	5	7	283	12	374	290	1.90	2	1.65	3	Concrete
Floor	2	-20	8	23	0.01	22	6	7	347	12	438	290	-0.43	2	-1.07	3	Concrete
Floor	2	-22	8	23	0.014	22	6	7	336	12	374	300	-0.43	2	4.36	3	Concrete
Floor	2	-24	9	23	0.016	22	4	7	347	12	398	310	0.74	2	5.72	3	Concrete
Floor	2	-25	8	23	0.022	22	3	7	333	12	390	280	-0.43	2	1.65	3	Concrete
Floor	4	-14	7	23	0.012	22	2	7	327	12	346	280	0.74	2	4.36	3	Concrete
Floor	4	-16	7	23	0.01	22	5	7	295	12	383	300	-0.43	2	-3.78	3	Concrete
Floor	4	-18	9	23	0.01	22	5	7	341	12	409	300	-0.43	2	1.65	3	Concrete
Floor	4	-20	8	23	0.018	22	0	7	318	12	598	300	-0.43	2	1.65	3	Concrete
Floor	4	-22	8	23	0.016	22	3	7	313	12	362	280	-0.43	2	-2.42	3	Concrete
Floor	4	-24	8	23	0.01	22	2	7	313	12	412	270	0.74	2	3.00	3	Concrete
Floor	12	-14	9	23	0.011	22	2	7	373	12	491	300	-0.43	2	3.00	3	Concrete
Floor	12	-16	8	23	0.012	22	4	7	341	12	525	300	0.74	2	4.36	3	Concrete
Floor	12	-18	8	23	0.01	22	9	7	328	12	440	280	0.74	2	4.36	3	Concrete

## Blairsville Point Survey Form #003

Survey Serial #:	01-003
Survey Section:	1
Survey Unit:	16
Survey Sub-unit:	1

Alpha Survey Instruments				
Inst. S/N	Inst. Code	Eff. %	Corr. Fac.	Bkg. CPM
1517	7	19.7	5.08	2


Beta Survey Instruments				
Inst. S/N	Inst. Code	Eff. %	Corr. Fac.	Bkg. CPM
1595	12	31.8	3.14	294

Gamma or Beta/Gamma Instruments			
Inst. S/N	Inst. Code	Bkg.	Detection Type
1522	22	0.01	Beta / Gamma
234	23	8	Gamma

Classification:	3
Survey Type:	Lower
Survey Date:	10/26/94
Count Date:	11/1/94

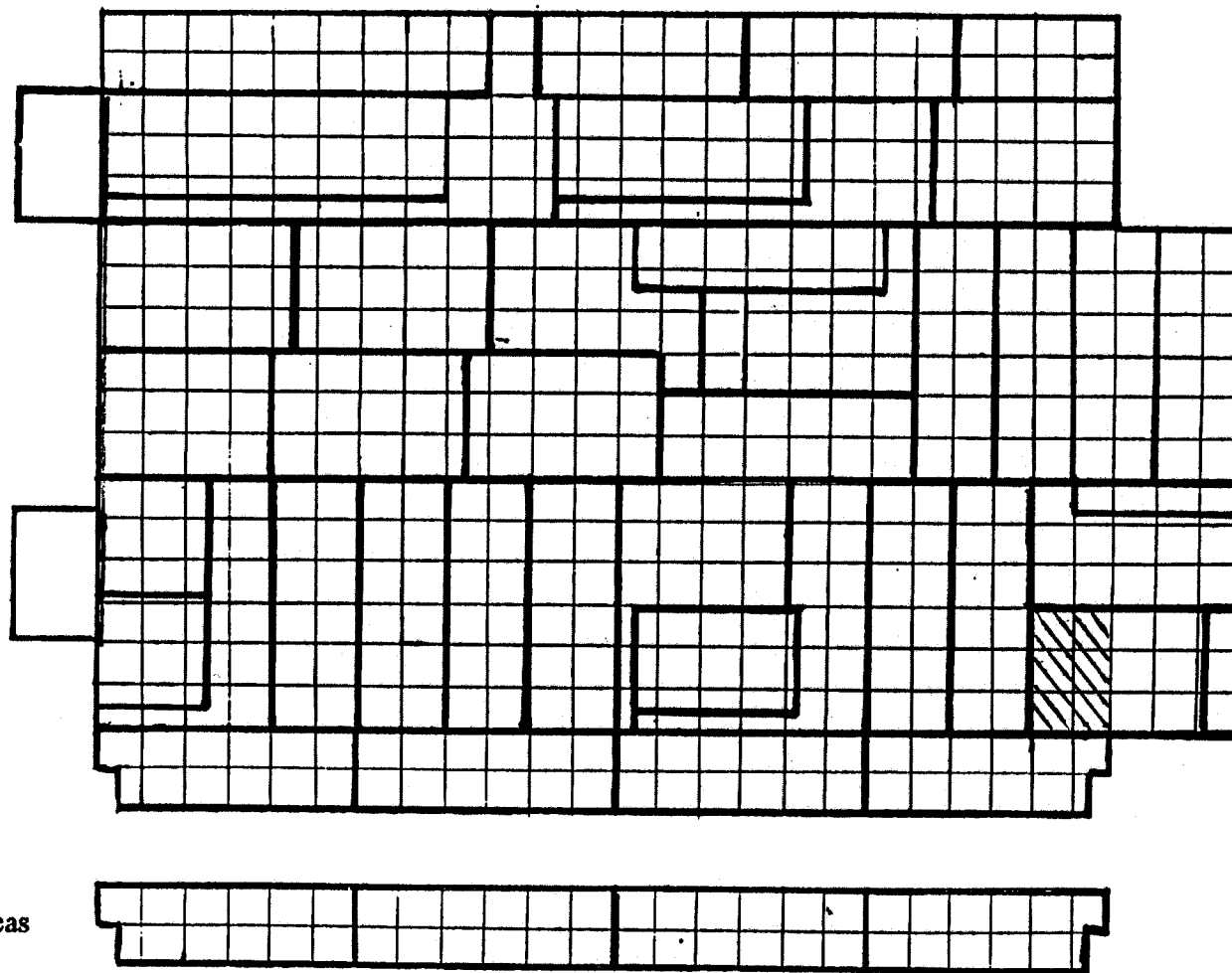
Alpha Counting Instruments				
Inst. S/N	Inst. Code	Eff. %	Corr. Fac.	Bkg. CPM
13295	2	42.75	2.34	0.19

Beta Counting Instruments				
Inst. S/N	Inst. Code	Eff. %	Corr. Fac.	Bkg. CPM
13295	3	36.84	2.71	1.39

Surveyor:	J. Shoemaker / C. Vergari
Signature:	

Surface Description	Coordinates		Gamma at 1m	Gamma Inst.	Beta/Gamma Contact	Beta/Gamma	Contact Gross 1 min. Count	Alpha Inst.	Contact Gross 1 min. Count	Beta Inst.	Scan Contact Gross CPM		Removable DPM/100 cm2	Alpha Count	Removable DPM/100 cm2	Beta Count	Comments
	X	Y	uR/hr	Code	mR/hr	Code	Alpha	Beta	Code	Code	Max Beta	Avg Beta	Alpha	Code	Beta	Code	
Floor	12	-20	7	23	0.014	22	3	7	338	12	443	320	-0.43	2	1.65	3	Concrete
Floor	12	-22	8	23	0.013	22	2	7	354	12	431	310	3.07	2	0.29	3	Concrete
Floor	12	-24	9	23	0.014	22	2	7	344	12	459	320	0.74	2	-2.42	3	Concrete
Floor	10	-24	8	23	0.012	22	5	7	388	12	414	280	0.74	2	1.65	3	Concrete
Floor	10	-22	8	23	0.01	22	1	7	307	12	385	300	3.07	2	11.15	3	Concrete

# SURVEY UNITS FOR SECTION ONE



Second Floor Areas

MAIN BUILDING  
SMP  
BLAIRSVILLE SITE

#CAD00538

**LB5100-W Low Background Counting System – Smear Analysis**

Date: 11/8/94  
 Counting Unit id: 1  
 Data file name: C:\LBXL\UNIT1\B01-003.XLD  
 Batch Ended: 11/1/94 12:55  
 Crosstalk Correction: Not Applied

Alpha activity action level (DPM): 20.00  
 Beta activity action level (DPM): 200.00  
 Certainty level for MDA and flags: 95.00%  
 High Voltage Setting: 1410

Application Revision: 3  
 Application Version: Standard

Alpha efficiency log file: pu239ab  
 Alpha Efficiency: 42.75%  
 Alpha to Beta Crosstalk: 5.85%  
 Alpha Background (CPM): 0.185714286  
 Alpha Correction Factor: 1.000

Beta efficiency log file: tc99ab  
 Beta Efficiency: 36.84%  
 Beta into Alpha Crosstalk: 0.03%  
 Beta Background (CPM): 1.392857143  
 Beta Correction Factor: 1.000

Batch ID: Blairsville 1-16-1

Carrier	Alpha Activity				Beta Activity				Count time (min)	Alpha CPM	Beta CPM	Completion Date - Time
	DPM	$\sigma$	flags	MDA	DPM	$\sigma$	flags	MDA				
31	-0.434	1.17	<MDA	5.53	0.29	2.37	<MDA	11.18	2.00	-0.186	0.11	11/1/94 11:56
32	3.074	2.03	<AL	5.53	0.29	2.37	<MDA	11.18	2.00	1.314	0.11	11/1/94 11:58
33	-0.434	1.17	<MDA	5.53	3.00	3.05	<MDA	11.18	2.00	-0.186	1.11	11/1/94 12:00
34	-0.434	1.17	<MDA	5.53	0.29	2.37	<MDA	11.18	2.00	-0.186	0.11	11/1/94 12:03
35	3.074	2.03	<AL	5.53	-1.07	1.94	<MDA	11.18	2.00	1.314	-0.39	11/1/94 12:05
36	0.735	1.17	<MDA	5.53	-3.78	1.38	<MDA	11.18	2.00	0.314	-1.39	11/1/94 12:07
37	-0.434	1.17	<MDA	5.53	-1.07	1.94	<MDA	11.18	2.00	-0.186	-0.39	11/1/94 12:09
38	-0.434	1.17	<MDA	5.53	1.65	2.73	<MDA	11.18	2.00	-0.186	0.61	11/1/94 12:11
39	0.735	1.17	<MDA	5.53	1.65	2.73	<MDA	11.18	2.00	0.314	0.61	11/1/94 12:13
40	1.905	1.66	<AL	5.53	1.65	2.73	<MDA	11.18	2.00	0.814	0.61	11/1/94 12:16
41	-0.434	1.17	<MDA	5.53	-1.07	1.94	<MDA	11.18	2.00	-0.186	-0.39	11/1/94 12:18
42	-0.434	1.17	<MDA	5.53	4.36	3.34	<AL	11.18	2.00	-0.186	1.61	11/1/94 12:20
43	0.735	1.17	<MDA	5.53	5.72	3.60	<AL	11.18	2.00	0.314	2.11	11/1/94 12:22
44	-0.434	1.17	<MDA	5.53	1.65	2.73	<MDA	11.18	2.00	-0.186	0.61	11/1/94 12:25
45	0.735	1.17	<MDA	5.53	4.36	3.34	<AL	11.18	2.00	0.314	1.61	11/1/94 12:27
46	-0.434	1.17	<MDA	5.53	-3.78	1.38	<MDA	11.18	2.00	-0.186	-1.39	11/1/94 12:29
47	-0.434	1.17	<MDA	5.53	1.65	2.73	<MDA	11.18	2.00	-0.186	0.61	11/1/94 12:31
48	-0.434	1.17	<MDA	5.53	1.65	2.73	<MDA	11.18	2.00	-0.186	0.61	11/1/94 12:33
49	-0.434	1.17	<MDA	5.53	-2.42	1.38	<MDA	11.18	2.00	-0.186	-0.89	11/1/94 12:36
50	0.735	1.17	<MDA	5.53	3.00	3.05	<MDA	11.18	2.00	0.314	1.11	11/1/94 12:38
51	-0.434	1.17	<MDA	5.53	3.00	3.05	<MDA	11.18	2.00	-0.186	1.11	11/1/94 12:40
52	0.735	1.17	<MDA	5.53	4.36	3.34	<AL	11.18	2.00	0.314	1.61	11/1/94 12:42
53	0.735	1.17	<MDA	5.53	4.36	3.34	<AL	11.18	2.00	0.314	1.61	11/1/94 12:44
54	-0.434	1.17	<MDA	5.53	1.65	2.73	<MDA	11.18	2.00	-0.186	0.61	11/1/94 12:46



**LB5100-W Low Background Counting System – Smear Analysis**

Date: 11/8/94  
 Counting Unit id: 1  
 Data file name: C:\LBXL\UNIT1\B01-003.XLD  
 Batch Ended: 11/1/94 12:55  
 Crosstalk Correction: Not Applied

Alpha activity action level (DPM): 20.00  
 Beta activity action level (DPM): 200.00  
 Certainty level for MDA and flags: 95.00%  
 High Voltage Setting: 1410

Application Revision: 3  
 Application Version: Standard

Batch ID: Blairsville 1-16-1

Carrier	Alpha Activity				Beta Activity				Count time (min)	Alpha CPM	Beta CPM	Completion Date - Time
	DPM	$\sigma$	flags	MDA	DPM	$\sigma$	flags	MDA				
55	3.074	2.03	<AL	5.53	0.29	2.37	<MDA	11.18	2.00	1.314	0.11	11/1/94 12:49
56	0.735	1.17	<MDA	5.53	-2.42	1.38	<MDA	11.18	2.00	0.314	-0.89	11/1/94 12:51
57	0.735	1.17	<MDA	5.53	1.65	2.73	<MDA	11.18	2.00	0.314	0.61	11/1/94 12:53
58	3.074	2.03	<AL	5.53	11.15	4.51	<AL	11.18	2.00	1.314	4.11	11/1/94 12:55

Alpha efficiency log file: pu239ab Alpha Efficiency: 42.75% Alpha to Beta Crosstalk: 5.85% Alpha Background (CPM): 0.185714286 Alpha Correction Factor: 1.000
Beta efficiency log file: tc99ab Beta Efficiency: 36.84% Beta into Alpha Crosstalk: 0.03% Beta Background (CPM): 1.392857143 Beta Correction Factor: 1.000

# Blairsville Point Survey Form #003

Survey Serial #:	01-004
------------------	--------

Survey Section:	1
-----------------	---

Survey Unit:	33
--------------	----

Survey Sub-unit:	1
------------------	---

Classification:	3
-----------------	---

Survey Type:	Lower
--------------	-------

Survey Date:	10/26/94
--------------	----------

Count Date:	11/1/94
-------------	---------


Alpha Survey Instruments				
Inst. S/N	Inst. Code	Eff. %	Corr. Fac.	Bkg. CPM
1517	7	19.7	5.08	2

Beta Survey Instruments				
Inst. S/N	Inst. Code	Eff. %	Corr. Fac.	Bkg. CPM
1595	12	31.8	3.14	294

Gamma or Beta/Gamma Instruments			
Inst. S/N	Inst. Code	Bkg.	Detection Type
1522	22	0.01	Beta / Gamma
234	23	8	Gamma

Alpha Counting Instruments				
Inst. S/N	Inst. Code	Eff. %	Corr. Fac.	Bkg. CPM
13295	2	42.75	2.34	0.19

Beta Counting Instruments				
Inst. S/N	Inst. Code	Eff. %	Corr. Fac.	Bkg. CPM
13295	3	36.84	2.71	1.39

Surveyor:	J. Shoemaker / C. Vergari
Signature:	

Surface Description	Coordinates		Gamma at 1m	Gamma Inst.	Beta/Gamma Contact	Beta/Gamma Code	Contact Gross 1 min. Count	Alpha Inst. Code	Contact Gross 1 min. Count	Beta Inst. Code	Scan Contact Gross CPM		Removable DPM/100 cm2	Alpha Count Code	Removable DPM/100 cm2	Beta Count Code	Comments
	X	Y	uR/hr	Code	mR/hr	Code	Alpha	Beta	Code	Max Beta	Avg Beta	Alpha	Beta	Beta	Code		
	Floor	0	-2	5	23	0.011	22	1	7	316	12	454	330	-0.43	2	1.65	
Floor	0	-4	5	23	0.01	22	0	7	301	12	376	300	0.74	2	0.29	3	Concrete
Floor	0	-6	5	23	0.015	22	4	7	309	12	370	290	0.74	2	1.65	3	Concrete
Floor	2	-6	4	23	0.012	22	3	7	278	12	400	290	0.74	2	-1.07	3	Concrete
Floor	2	-10	5	23	0.013	22	3	7	278	12	364	300	-0.43	2	-2.42	3	Concrete
Floor	4	-2	5	23	0.01	22	0	7	300	12	430	280	-0.43	2	3.00	3	Concrete
Floor	4	-4	5	23	0.014	22	3	7	289	12	385	290	-0.43	2	-1.07	3	Concrete
Floor	4	-6	5	23	0.012	22	5	7	263	12	417	280	0.74	2	-1.07	3	Concrete
Floor	4	-10	6	23	0.01	22	3	7	288	12	371	280	-0.43	2	-2.42	3	Concrete
Floor	5	-2	5	23	0.01	22	1	7	249	12	409	280	-0.43	2	-2.42	3	Concrete
Floor	5	-4	5	23	0.012	22	2	7	257	12	414	290	-0.43	2	4.36	3	Concrete
Floor	6	-2	5	23	0.011	22	0	7	249	12	371	275	0.74	2	5.72	3	Concrete
Floor	6	-4	6	23	0.013	22	1	7	295	12	352	260	-0.43	2	3.00	3	Concrete
Floor	6	-6	5	23	0.01	22	3	7	261	12	377	260	0.74	2	1.65	3	Concrete
Floor	6	-8	4	23	0.011	22	3	7	270	12	396	260	-0.43	2	-1.07	3	Concrete
Floor	6	-10	5	23	0.01	22	2	7	260	12	341	260	-0.43	2	0.29	3	Concrete
Floor	6	-12	5	23	0.012	22	2	7	251	12	382	270	-0.43	2	-2.42	3	Concrete
Floor	8	-6	5	23	0.01	22	4	7	267	12	344	260	-0.43	2	0.29	3	Concrete
Floor	8	-8	4	23	0.013	22	4	7	247	12	405	260	-0.43	2	-2.42	3	Concrete
Floor	8	-10	5	23	0.01	22	1	7	252	12	343	260	-0.43	2	-1.07	3	Concrete
Floor	8	-12	6	23	0.012	22	5	7	246	12	416	290	-0.43	2	7.08	3	Concrete
Floor	10	-2	6	23	0.01	22	2	7	252	12	350	260	-0.43	2	3.00	3	Concrete
Floor	10	-4	5	23	0.014	22	4	7	286	12	353	250	0.74	2	-1.07	3	Concrete

## Blairsville Point Survey Form #003

Survey Serial #:	01-004
------------------	--------

Survey Section:	1
-----------------	---

Survey Unit:	33
--------------	----

Survey Sub-unit:	1
------------------	---

Classification:	3
-----------------	---

Survey Type:	Lower
--------------	-------

Survey Date:	10/26/94
--------------	----------

Count Date:	11/1/94
-------------	---------


Alpha Survey Instruments				
Inst. S/N	Inst. Code	Eff. %	Corr. Fac.	Bkg. CPM
1517	7	19.7	5.08	2

Beta Survey Instruments				
Inst. S/N	Inst. Code	Eff. %	Corr. Fac.	Bkg. CPM
1595	12	31.8	3.14	294

Gamma or Beta/Gamma Instruments			
Inst. S/N	Inst. Code	Bkg.	Detection Type
1522	22	0.01	Beta / Gamma
234	23	8	Gamma

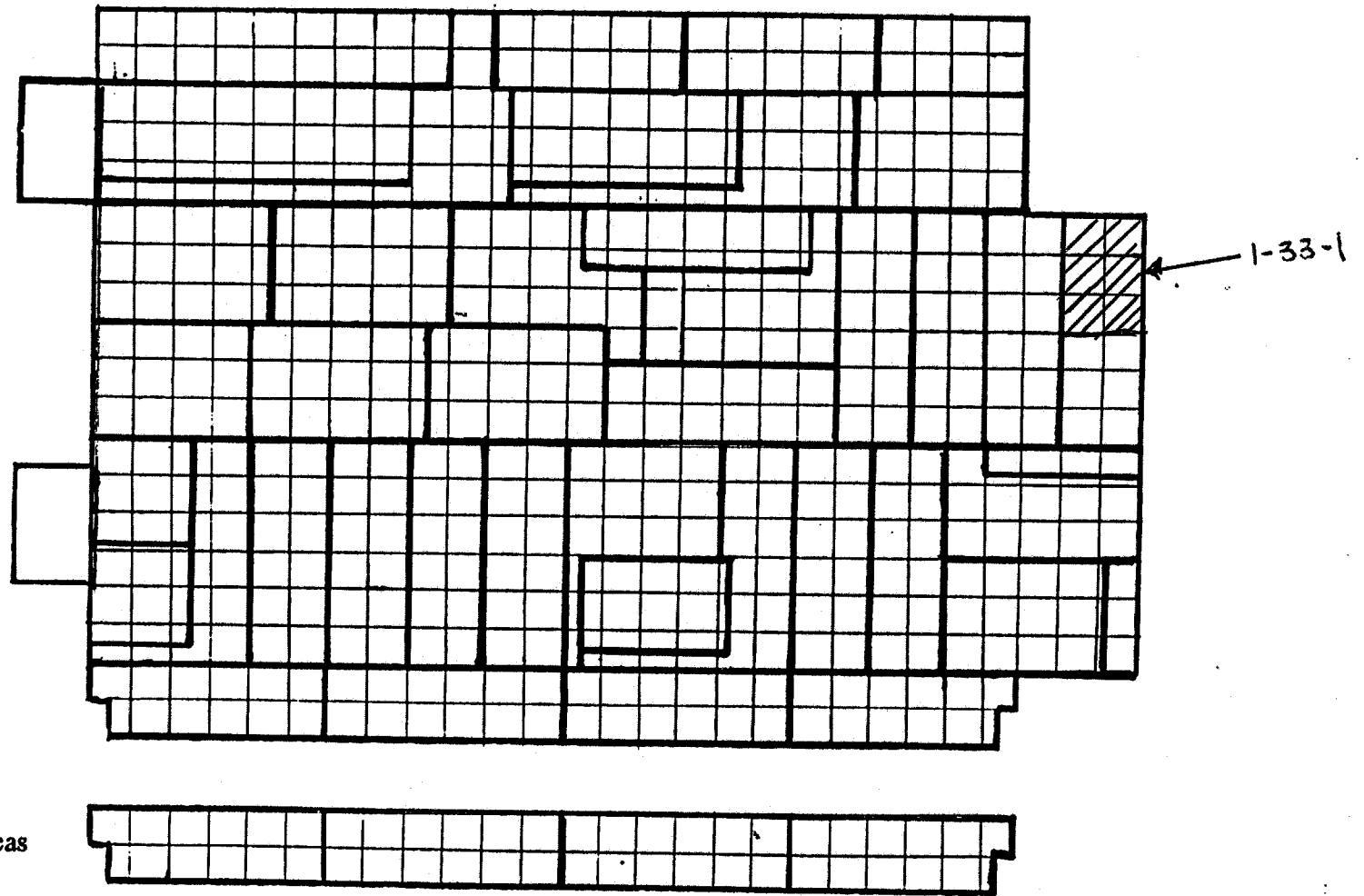
Alpha Counting Instruments				
Inst. S/N	Inst. Code	Eff. %	Corr. Fac.	Bkg. CPM
13295	2	42.75	2.34	0.19

Beta Counting Instruments				
Inst. S/N	Inst. Code	Eff. %	Corr. Fac.	Bkg. CPM
13295	3	36.84	2.71	1.39

Surveyor:	J. Shoemaker / C. Vergari
Signature:	

Surface Description	Coordinates		Gamma at 1m uR/hr	Gamma Inst. Code	Beta/Gamma Contact mR/hr	Beta/Gamma Code	Contact Gross 1 min. Count Alpha	Alpha Inst. Code	Contact Gross 1 min. Count Beta	Beta Inst. Code	Scan Contact Gross CPM		Removable DPM/100 cm2 Alpha	Alpha Count Code	Removable DPM/100 cm2 Beta	Beta Count Code	Comments
											Max Beta	Avg Beta					
	X	Y															
Floor	10	-6	5	23	0.015	22	4	7	258	12	356	230	-0.43	2	-1.07	3	Concrete
Floor	10	-8	5	23	0.011	22	0	7	250	12	398	260	-0.43	2	1.65	3	Concrete
Floor	10	-10	6	23	0.011	22	6	7	268	12	355	265	0.74	2	0.29	3	Concrete
Floor	10	-12	5	23	0.01	22	1	7	272	12	350	270	0.74	2	-1.07	3	Concrete
Floor	12	-2	5	23	0.013	22	2	7	252	12	355	260	-0.43	2	-2.42	3	Concrete
Floor	12	-4	5	23	0.01	22	0	7	244	12	304	240	-0.43	2	1.65	3	Concrete
Floor	12	-6	5	23	0.012	22	0	7	268	12	438	270	0.74	2	0.29	3	Concrete
Floor	12	-10	5	23	0.012	22	3	7	261	12	384	290	-0.43	2	1.65	3	Concrete
Floor	12	-12	6	23	0.014	22	4	7	263	12	301	235	-0.43	2	-1.07	3	Concrete
Floor	14	-6	5	23	0.01	22	1	7	245	12	359	250	-0.43	2	4.36	3	Concrete
Floor	14	-8	5	23	0.013	22	5	7	254	12	337	250	-0.43	2	-1.07	3	Concrete
Floor	14	-10	5	23	0.01	22	0	7	258	12	331	220	-0.43	2	1.65	3	Concrete
Floor	14	-12	5	23	0.015	22	5	7	260	12	367	270	0.74	2	3.00	3	Concrete

# SURVEY UNITS FOR SECTION ONE



MAIN BUILDING  
SMP  
BLAIRSVILLE SITE

#CAD00538

**LB5100-W Low Background Counting System -- Smear Analysis**

Date: 11/8/94  
 Counting Unit Id: 1  
 Data file name: C:\LBXL\UNIT1\B01-004.XLD  
 Batch Ended: 11/1/94 15:27  
 Crosstalk Correction: Not Applied

Alpha activity action level (DPM): 20.00  
 Beta activity action level (DPM): 200.00  
 Certainty level for MDA and flags: 95.00%  
 High Voltage Setting: 1410

Application Revision: 3  
 Application Version: Standard

Alpha efficiency log file: pu239ab  
 Alpha Efficiency: 42.75%  
 Alpha to Beta Crosstalk: 5.85%  
 Alpha Background (CPM): 0.185714286  
 Alpha Correction Factor: 1.000

Beta efficiency log file: tc99ab  
 Beta Efficiency: 36.84%  
 Beta into Alpha Crosstalk: 0.03%  
 Beta Background (CPM): 1.392857143  
 Beta Correction Factor: 1.000

Batch ID: Blairsville 1-33-1

Carrier	Alpha Activity				Beta Activity				Count time (min)	Alpha CPM	Beta CPM	Completion Date - Time
	DPM	$\sigma$	flags	MDA	DPM	$\sigma$	flags	MDA				
1	-0.434	1.17	<MDA	5.53	1.65	2.73	<MDA	11.18	2.00	-0.186	0.61	11/1/94 14:08
2	0.735	1.17	<MDA	5.53	0.29	2.37	<MDA	11.18	2.00	0.314	0.11	11/1/94 14:10
3	0.735	1.17	<MDA	5.53	1.65	2.73	<MDA	11.18	2.00	0.314	0.61	11/1/94 14:12
4	0.735	1.17	<MDA	5.53	-1.07	1.94	<MDA	11.18	2.00	0.314	-0.39	11/1/94 14:15
5	-0.434	1.17	<MDA	5.53	-2.42	1.38	<MDA	11.18	2.00	-0.186	-0.89	11/1/94 14:17
6	-0.434	1.17	<MDA	5.53	3.00	3.05	<MDA	11.18	2.00	-0.186	1.11	11/1/94 14:19
7	-0.434	1.17	<MDA	5.53	-1.07	1.94	<MDA	11.18	2.00	-0.186	-0.39	11/1/94 14:21
8	0.735	1.17	<MDA	5.53	-1.07	1.94	<MDA	11.18	2.00	0.314	-0.39	11/1/94 14:23
9	-0.434	1.17	<MDA	5.53	-2.42	1.38	<MDA	11.18	2.00	-0.186	-0.89	11/1/94 14:26
10	-0.434	1.17	<MDA	5.53	-2.42	1.38	<MDA	11.18	2.00	-0.186	-0.89	11/1/94 14:28
11	-0.434	1.17	<MDA	5.53	4.36	3.34	<AL	11.18	2.00	-0.186	1.61	11/1/94 14:30
12	0.735	1.17	<MDA	5.53	5.72	3.60	<AL	11.18	2.00	0.314	2.11	11/1/94 14:32
13	-0.434	1.17	<MDA	5.53	3.00	3.05	<MDA	11.18	2.00	-0.186	1.11	11/1/94 14:34
14	0.735	1.17	<MDA	5.53	1.65	2.73	<MDA	11.18	2.00	0.314	0.61	11/1/94 14:37
15	-0.434	1.17	<MDA	5.53	-1.07	1.94	<MDA	11.18	2.00	-0.186	-0.39	11/1/94 14:39
16	-0.434	1.17	<MDA	5.53	0.29	2.37	<MDA	11.18	2.00	-0.186	0.11	11/1/94 14:41
17	-0.434	1.17	<MDA	5.53	-2.42	1.38	<MDA	11.18	2.00	-0.186	-0.89	11/1/94 14:43
18	-0.434	1.17	<MDA	5.53	0.29	2.37	<MDA	11.18	2.00	-0.186	0.11	11/1/94 14:45
19	-0.434	1.17	<MDA	5.53	-2.42	1.38	<MDA	11.18	2.00	-0.186	-0.89	11/1/94 14:48
20	-0.434	1.17	<MDA	5.53	-1.07	1.94	<MDA	11.18	2.00	-0.186	-0.39	11/1/94 14:50
21	-0.434	1.17	<MDA	5.53	7.08	3.85	<AL	11.18	2.00	-0.186	2.61	11/1/94 14:52
22	-0.434	1.17	<MDA	5.53	3.00	3.05	<MDA	11.18	2.00	-0.186	1.11	11/1/94 14:54
23	0.735	1.17	<MDA	5.53	-1.07	1.94	<MDA	11.18	2.00	0.314	-0.39	11/1/94 14:56
24	-0.434	1.17	<MDA	5.53	-1.07	1.94	<MDA	11.18	2.00	-0.186	-0.39	11/1/94 14:59

**LB5100-W Low Background Counting System – Smear Analysis**

Date: 11/8/94  
 Counting Unit id: 1  
 Data file name: C:\LBXL\UNIT1\B01-004.XLD  
 Batch Ended: 11/1/94 15:27  
 Crosstalk Correction: Not Applied

Alpha activity action level (DPM): 20.00  
 Beta activity action level (DPM): 200.00  
 Certainty level for MDA and flags: 95.00%  
 High Voltage Setting: 1410

Application Revision: 3  
 Application Version: Standard

Alpha efficiency log file: pu239ab  
 Alpha Efficiency: 42.75%  
 Alpha to Beta Crosstalk: 5.85%  
 Alpha Background (CPM): 0.185714286  
 Alpha Correction Factor: 1.000

Beta efficiency log file: tc99ab  
 Beta Efficiency: 36.84%  
 Beta into Alpha Crosstalk: 0.03%  
 Beta Background (CPM): 1.392857143  
 Beta Correction Factor: 1.000

Batch ID: Blairsville 1-33-1

Carrier	Alpha Activity				Beta Activity				Count time (min)	Alpha CPM	Beta CPM	Completion Date - Time
	DPM	$\sigma$	flags	MDA	DPM	$\sigma$	flags	MDA				
25	-0.434	1.17	<MDA	5.53	1.65	2.73	<MDA	11.18	2.00	-0.186	0.61	11/1/94 15:01
26	0.735	1.17	<MDA	5.53	0.29	2.37	<MDA	11.18	2.00	0.314	0.11	11/1/94 15:03
27	0.735	1.17	<MDA	5.53	-1.07	1.94	<MDA	11.18	2.00	0.314	-0.39	11/1/94 15:05
28	-0.434	1.17	<MDA	5.53	-2.42	1.38	<MDA	11.18	2.00	-0.186	-0.89	11/1/94 15:07
29	-0.434	1.17	<MDA	5.53	1.65	2.73	<MDA	11.18	2.00	-0.186	0.61	11/1/94 15:10
30	0.735	1.17	<MDA	5.53	0.29	2.37	<MDA	11.18	2.00	0.314	0.11	11/1/94 15:12
31	-0.434	1.17	<MDA	5.53	1.65	2.73	<MDA	11.18	2.00	-0.186	0.61	11/1/94 15:14
32	-0.434	1.17	<MDA	5.53	-1.07	1.94	<MDA	11.18	2.00	-0.186	-0.39	11/1/94 15:16
33	-0.434	1.17	<MDA	5.53	4.36	3.34	<AL	11.18	2.00	-0.186	1.61	11/1/94 15:18
34	-0.434	1.17	<MDA	5.53	-1.07	1.94	<MDA	11.18	2.00	-0.186	-0.39	11/1/94 15:21
35	-0.434	1.17	<MDA	5.53	1.65	2.73	<MDA	11.18	2.00	-0.186	0.61	11/1/94 15:23
36	0.735	1.17	<MDA	5.53	3.00	3.05	<MDA	11.18	2.00	0.314	1.11	11/1/94 15:25
37	-0.434	1.17	<MDA	5.53	-2.42	1.38	<MDA	11.18	2.00	-0.186	-0.89	11/1/94 15:27

# Blairsville Point Survey Form #003

Survey Serial #:	01-005
------------------	--------

Survey Section:	1
-----------------	---

Survey Unit:	33
--------------	----

Survey Sub-unit:	2
------------------	---

Classification:	3
-----------------	---

Survey Type:	Lower
--------------	-------

Survey Date:	10/27/94
--------------	----------

Count Date:	11/1/94
-------------	---------

Alpha Survey Instruments				
Inst. S/N	Inst. Code	Eff. %	Corr. Fac.	Bkg. CPM
1517	7	19.7	5.08	2

Beta Survey Instruments				
Inst. S/N	Inst. Code	Eff. %	Corr. Fac.	Bkg. CPM
1595	12	31.8	3.14	285

Gamma or Beta/Gamma Instruments			
Inst. S/N	Inst. Code	Bkg.	Detection Type
234	23	5	Gamma
1522	22	0.01	Beta / Gamma

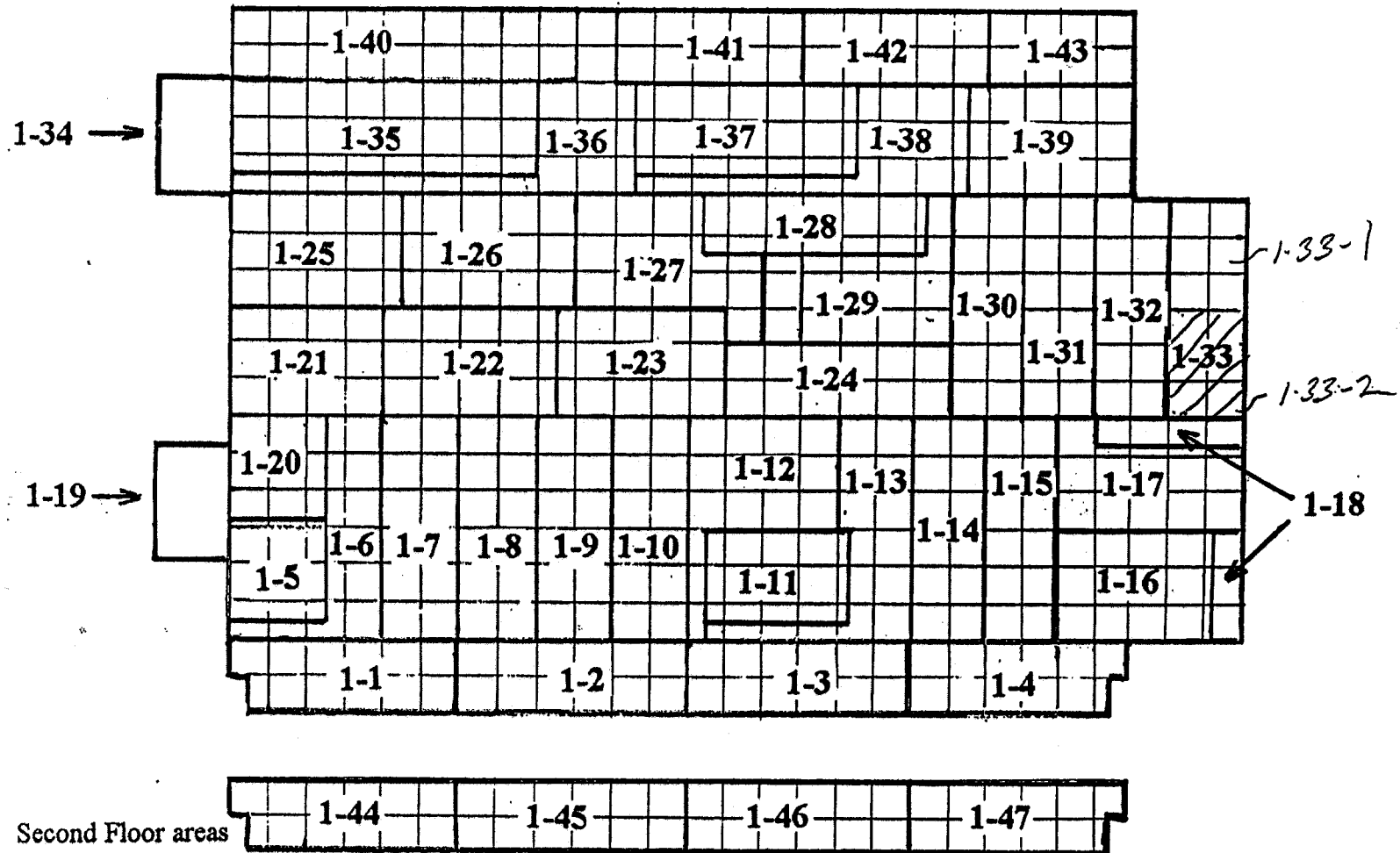
Alpha Counting Instruments				
Inst. S/N	Inst. Code	Eff. %	Corr. Fac.	Bkg. CPM
13295	2	42.75	2.34	0.19

Beta Counting Instruments				
Inst. S/N	Inst. Code	Eff. %	Corr. Fac.	Bkg. CPM
13295	3	36.84	2.71	1.39

Surveyor:	V. Taylor
Signature:	<i>V. Taylor Jerry</i>

Surface Description	Coordinates		Gamma at 1m uR/hr	Gamma Inst. Code	Beta/Gamma Contact mR/hr	Beta/Gamma Code	Contact Gross 1 min. Count Alpha	Alpha Inst. Code	Contact Gross 1 min. Count Beta	Beta Inst. Code	Scan Contact Gross CPM		Removable DPM/100 cm2 Alpha	Alpha Count Code	Removable DPM/100 cm2 Beta	Beta Count Code	Comments
	X	Y									Max Beta	Avg Beta					
	Floor	2									-1	5					
Floor	4	-4	6	23	0.011	22	1	7	276	12	350	280	0.74	2	1.65	3	Concrete
Floor	8	-2	6	23	0.012	22	4	7	304	12	347	280	1.90	2	-1.07	3	Concrete
Floor	10	-6	5	23	0.01	22	1	7	302	12	400	310	-0.43	2	3.00	3	Concrete
Floor	2	-8	5	23	0.011	22	6	7	269	12	323	250	-0.43	2	-1.07	3	Concrete
Floor	8	-8	6	23	0.016	22	3	7	264	12	375	260	-0.43	2	3.00	3	Concrete
Floor	4	-10	6	23	0.016	22	2	7	268	12	327	230	1.90	2	1.65	3	Concrete
Floor	10	-10	6	23	0.017	22	1	7	292	12	305	250	-0.43	2	3.00	3	Concrete
Floor	2	-12	5	23	0.01	22	3	7	252	12	312	260	-0.43	2	3.00	3	Concrete
Floor	6	-12	5	23	0.015	22	5	7	328	12	415	230	-0.43	2	3.00	3	Concrete
Floor	11	-1	7	23	0.011	22	5	7	286	12	382	280	-0.43	2	4.36	3	Concrete
Floor	14	-2	6	23	0.014	22	5	7	288	12	355	250	-0.43	2	-2.42	3	Concrete
Floor	16	-4	7	23	0.016	22	7	7	254	12	356	260	0.74	2	1.65	3	Concrete
Floor	14	-8	6	23	0.01	22	7	7	268	12	307	230	-0.43	2	-1.07	3	Concrete

# SURVEY UNITS FOR SECTION ONE



MAIN BUILDING  
SMP  
BLAIRSVILLE SITE

#CAD00538



**LB5100-W Low Background Counting System -- Smear Analysis**

Date: 11/8/94  
 Counting Unit Id: 1  
 Data file name: C:\LBX\UNIT1\B01-005.XLD  
 Batch Ended: 11/1/94 13:31  
 Crosstalk Correction: Not Applied

Alpha activity action level (DPM): 20.00  
 Beta activity action level (DPM): 200.00  
 Certainty level for MDA and flags: 95.00%  
 High Voltage Setting: 1410

Application Revision: 3  
 Application Version: Standard

Batch ID: Blairsville 1-33-2

Alpha efficiency log file: pu239ab Alpha Efficiency: 42.75% Alpha to Beta Crosstalk: 5.85% Alpha Background (CPM): 0.185714286 Alpha Correction Factor: 1.000			
Beta efficiency log file: tc99ab Beta Efficiency: 36.84% Beta into Alpha Crosstalk: 0.03% Beta Background (CPM): 1.392857143 Beta Correction Factor: 1.000			
Count time (min)	Alpha CPM	Beta CPM	Completion Date - Time
2.00	-0.186	0.11	11/1/94 12:58
2.00	0.314	0.61	11/1/94 13:00
2.00	0.814	-0.39	11/1/94 13:02
2.00	-0.186	1.11	11/1/94 13:04
2.00	-0.186	-0.39	11/1/94 13:06
2.00	-0.186	1.11	11/1/94 13:08
2.00	0.814	0.61	11/1/94 13:11
2.00	-0.186	1.11	11/1/94 13:13
2.00	-0.186	1.11	11/1/94 13:15
2.00	-0.186	1.11	11/1/94 13:17
2.00	-0.186	1.61	11/1/94 13:20
2.00	-0.186	-0.89	11/1/94 13:22
2.00	0.314	0.61	11/1/94 13:24
2.00	-0.186	-0.39	11/1/94 13:26
2.00	1.314	0.61	11/1/94 13:28
2.00	0.814	2.61	11/1/94 13:31

Carrier	Alpha Activity				Beta Activity			
	DPM	$\sigma$	flags	MDA	DPM	$\sigma$	flags	MDA
59	-0.434	1.17	<MDA	5.53	0.29	2.37	<MDA	11.18
60	0.735	1.17	<MDA	5.53	1.65	2.73	<MDA	11.18
61	1.905	1.66	<AL	5.53	-1.07	1.94	<MDA	11.18
62	-0.434	1.17	<MDA	5.53	3.00	3.05	<MDA	11.18
63	-0.434	1.17	<MDA	5.53	-1.07	1.94	<MDA	11.18
64	-0.434	1.17	<MDA	5.53	3.00	3.05	<MDA	11.18
65	1.905	1.66	<AL	5.53	1.65	2.73	<MDA	11.18
66	-0.434	1.17	<MDA	5.53	3.00	3.05	<MDA	11.18
67	-0.434	1.17	<MDA	5.53	3.00	3.05	<MDA	11.18
68	-0.434	1.17	<MDA	5.53	3.00	3.05	<MDA	11.18
69	-0.434	1.17	<MDA	5.53	4.36	3.34	<AL	11.18
70	-0.434	1.17	<MDA	5.53	-2.42	1.38	<MDA	11.18
71	0.735	1.17	<MDA	5.53	1.65	2.73	<MDA	11.18
72	-0.434	1.17	<MDA	5.53	-1.07	1.94	<MDA	11.18
73	3.074	2.03	<AL	5.53	1.65	2.73	<MDA	11.18
74	1.905	1.66	<AL	5.53	7.08	3.85	<AL	11.18

# Blairsville Point Survey Form #003

Survey Serial #:	01-006
------------------	--------

Survey Section:	1
Survey Unit:	32
Survey Sub-unit:	2

Classification:	3
Survey Type:	Lower

Survey Date:	10/27/94
Count Date:	11/1/94


Alpha Survey Instruments				
Inst. S/N	Inst. Code	Eff. %	Corr. Fac.	Bkg. CPM
1517	7	19.7	5.08	3

Alpha Counting Instruments				
Inst. S/N	Inst. Code	Eff. %	Corr. Fac.	Bkg. CPM
13295	2	42.75	2.34	0.19

Beta Survey Instruments				
Inst. S/N	Inst. Code	Eff. %	Corr. Fac.	Bkg. CPM
1595	12	31.8	3.14	324

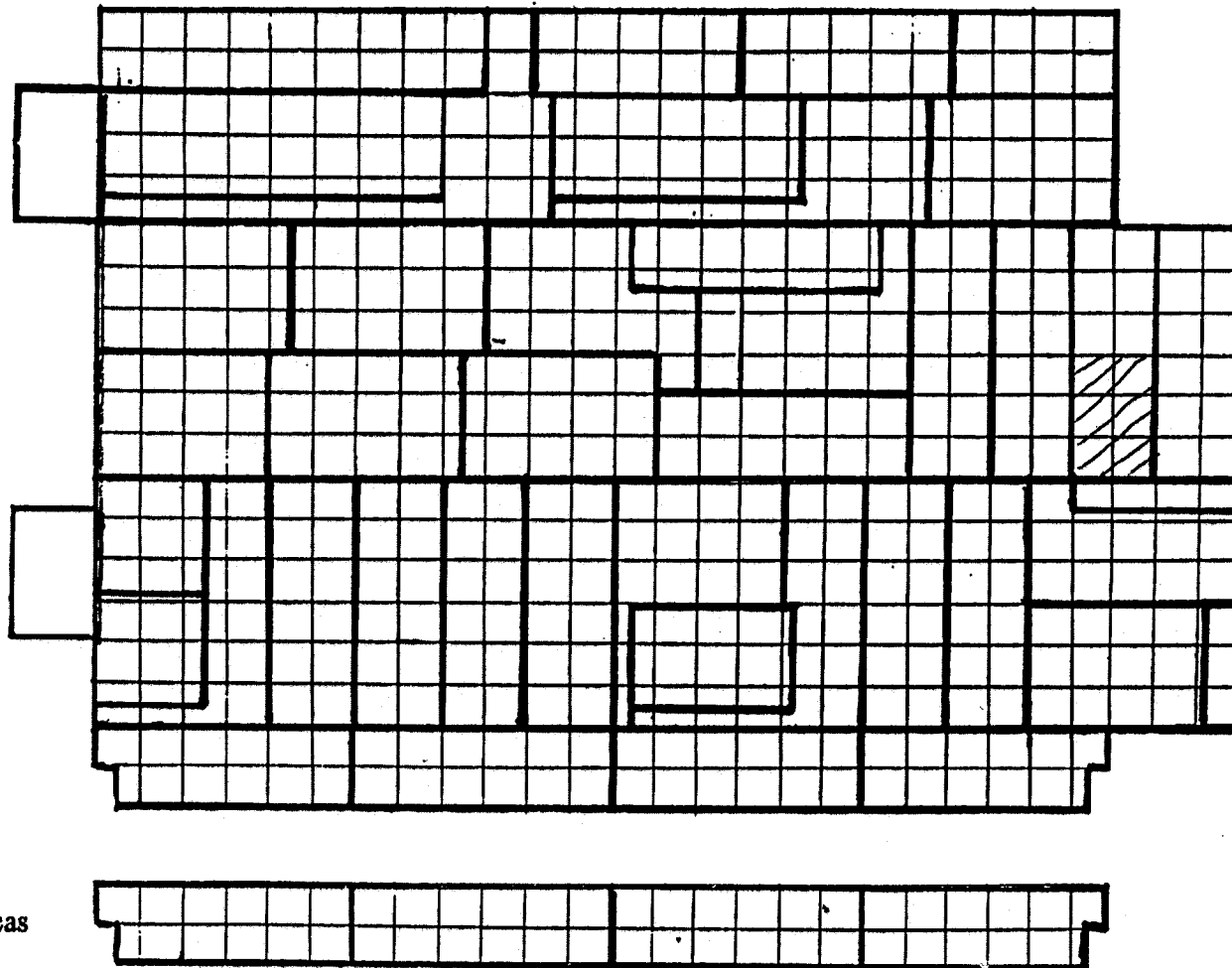
Beta Counting Instruments				
Inst. S/N	Inst. Code	Eff. %	Corr. Fac.	Bkg. CPM
13295	3	36.84	2.71	1.39

Gamma or Beta/Gamma Instruments			
Inst. S/N	Inst. Code	Bkg.	Detection Type
234	23	5	Gamma
1522	22	0.012	Beta / Gamma

Surveyor:	V. Taylor / L. Smith
Signature:	

Surface Description	Coordinates		Gamma at 1m uR/hr	Gamma Inst. Code	Beta/Gamma Contact mR/hr	Beta/Gamma Code	Contact Gross 1 min. Count Alpha	Alpha Inst. Code	Contact Gross 1 min. Count Beta	Beta Inst. Code	Scan Contact Gross CPM		Removable DPM/100 cm <sup>2</sup> Alpha	Alpha Count Code	Removable DPM/100 cm <sup>2</sup> Beta	Beta Count Code	Comments
	X	Y									Max Beta	Avg Beta					
	Floor	2									-2	5					
Floor	4	-2	5	23	0.014	22	3	7	322	12	354	280	-0.43	2	4.36	3	Concrete
Floor	10	-2	5	23	0.012	22	18	7	316	12	297	240	-0.43	2	-1.07	3	Concrete
Floor	2	-4	5	23	0.014	22	0	7	341	12	381	325	0.74	2	1.65	3	Concrete
Floor	6	-4	4	23	0.012	22	4	7	280	12	320	240	-0.43	2	0.29	3	Concrete
Floor	8	-4	5	23	0.017	22	5	7	279	12	420	300	1.90	2	4.36	3	Concrete
Floor	4	-6	5	23	0.018	22	8	7	316	12	324	250	-0.43	2	1.65	3	Concrete
Floor	8	-6	4	23	0.01	22	3	7	324	12	381	250	-0.43	2	3.00	3	Concrete
Floor	10	-6	5	23	0.017	22	6	7	303	12	387	290	0.74	2	1.65	3	Concrete
Floor	4	-8	5	23	0.01	22	25	7	312	12	479	300	1.90	2	7.08	3	Concrete
Floor	8	-8	5	23	0.011	22	4	7	293	12	345	290	0.74	2	3.00	3	Concrete
Floor	10	-8	5	23	0.016	22	3	7	297	12	421	320	-0.43	2	-1.07	3	Concrete
Floor	12	-8	5	23	0.013	22	1	7	299	12	324	280	-0.43	2	1.65	3	Concrete
Floor	4	-12	5	23	0.013	22	2	7	330	12	409	320	1.90	2	-1.07	3	Concrete
Floor	8	-12	5	23	0.016	22	8	7	306	12	387	300	0.74	2	1.65	3	Concrete

# SURVEY UNITS FOR SECTION ONE



Second Floor Areas

MAIN BUILDING  
SMP  
BLAIRSVILLE SITE

#CAD00538



**LB5100-W Low Background Counting System -- Smear Analysis**

Date: 11/8/94  
 Counting Unit Id: 1  
 Data file name: C:\LBXL\UNIT1\B01-006.XLD  
 Batch Ended: 11/1/94 14:06  
 Crosstalk Correction: Not Applied

Alpha activity action level (DPM): 20.00  
 Beta activity action level (DPM): 200.00  
 Certainty level for MDA and flags: 95.00%  
 High Voltage Setting: 1410

Application Revision: 3  
 Application Version: Standard

Alpha efficiency log file: pu239ab  
 Alpha Efficiency: 42.75%  
 Alpha to Beta Crosstalk: 5.85%  
 Alpha Background (CPM): 0.185714286  
 Alpha Correction Factor: 1.000

Beta efficiency log file: tc99ab  
 Beta Efficiency: 36.84%  
 Beta into Alpha Crosstalk: 0.03%  
 Beta Background (CPM): 1.392857143  
 Beta Correction Factor: 1.000

Batch ID: Blairsville 1-32-2

Carrier	Alpha Activity				Beta Activity				Count time (min)	Alpha CPM	Beta CPM	Completion Date - Time
	DPM	$\sigma$	flags	MDA	DPM	$\sigma$	flags	MDA				
75	1.905	1.66	<AL	5.53	3.00	3.05	<MDA	11.18	2.00	0.814	1.11	11/1/94 13:33
76	-0.434	1.17	<MDA	5.53	4.36	3.34	<AL	11.18	2.00	-0.186	1.61	11/1/94 13:35
77	-0.434	1.17	<MDA	5.53	-1.07	1.94	<MDA	11.18	2.00	-0.186	-0.39	11/1/94 13:37
78	0.735	1.17	<MDA	5.53	1.65	2.73	<MDA	11.18	2.00	0.314	0.61	11/1/94 13:39
79	-0.434	1.17	<MDA	5.53	0.29	2.37	<MDA	11.18	2.00	-0.186	0.11	11/1/94 13:42
80	1.905	1.66	<AL	5.53	4.36	3.34	<AL	11.18	2.00	0.814	1.61	11/1/94 13:44
81	-0.434	1.17	<MDA	5.53	1.65	2.73	<MDA	11.18	2.00	-0.186	0.61	11/1/94 13:46
82	-0.434	1.17	<MDA	5.53	3.00	3.05	<MDA	11.18	2.00	-0.186	1.11	11/1/94 13:48
83	0.735	1.17	<MDA	5.53	1.65	2.73	<MDA	11.18	2.00	0.314	0.61	11/1/94 13:50
84	1.905	1.66	<AL	5.53	7.08	3.85	<AL	11.18	2.00	0.814	2.61	11/1/94 13:53
85	0.735	1.17	<MDA	5.53	3.00	3.05	<MDA	11.18	2.00	0.314	1.11	11/1/94 13:55
86	-0.434	1.17	<MDA	5.53	-1.07	1.94	<MDA	11.18	2.00	-0.186	-0.39	11/1/94 13:57
87	-0.434	1.17	<MDA	5.53	1.65	2.73	<MDA	11.18	2.00	-0.186	0.61	11/1/94 13:59
88	1.905	1.66	<AL	5.53	-1.07	1.94	<MDA	11.18	2.00	0.814	-0.39	11/1/94 14:01
89	0.735	1.17	<MDA	5.53	1.65	2.73	<MDA	11.18	2.00	0.314	0.61	11/1/94 14:04
90	0.735	1.17	<MDA	5.53	4.36	3.34	<AL	11.18	2.00	0.314	1.61	11/1/94 14:06

# Blairsville Point Survey Form #003

Survey Serial #:	01-007
Survey Section:	1
Survey Unit:	32
Survey Sub-unit:	1

Alpha Survey Instruments				
Inst. S/N	Inst. Code	Eff. %	Corr. Fac.	Bkg. CPM
1517	7	19.7	5.08	2


Beta Survey Instruments				
Inst. S/N	Inst. Code	Eff. %	Corr. Fac.	Bkg. CPM
1595	12	31.8	3.14	189

Gamma or Beta/Gamma Instruments			
Inst. S/N	Inst. Code	Bkg.	Detection Type
234	23	5	Gamma
1522	22	0.01	Beta / Gamma

Classification:	3
Survey Type:	Lower

Alpha Counting Instruments				
Inst. S/N	Inst. Code	Eff. %	Corr. Fac.	Bkg. CPM
13295	2	42.75	2.34	0.19

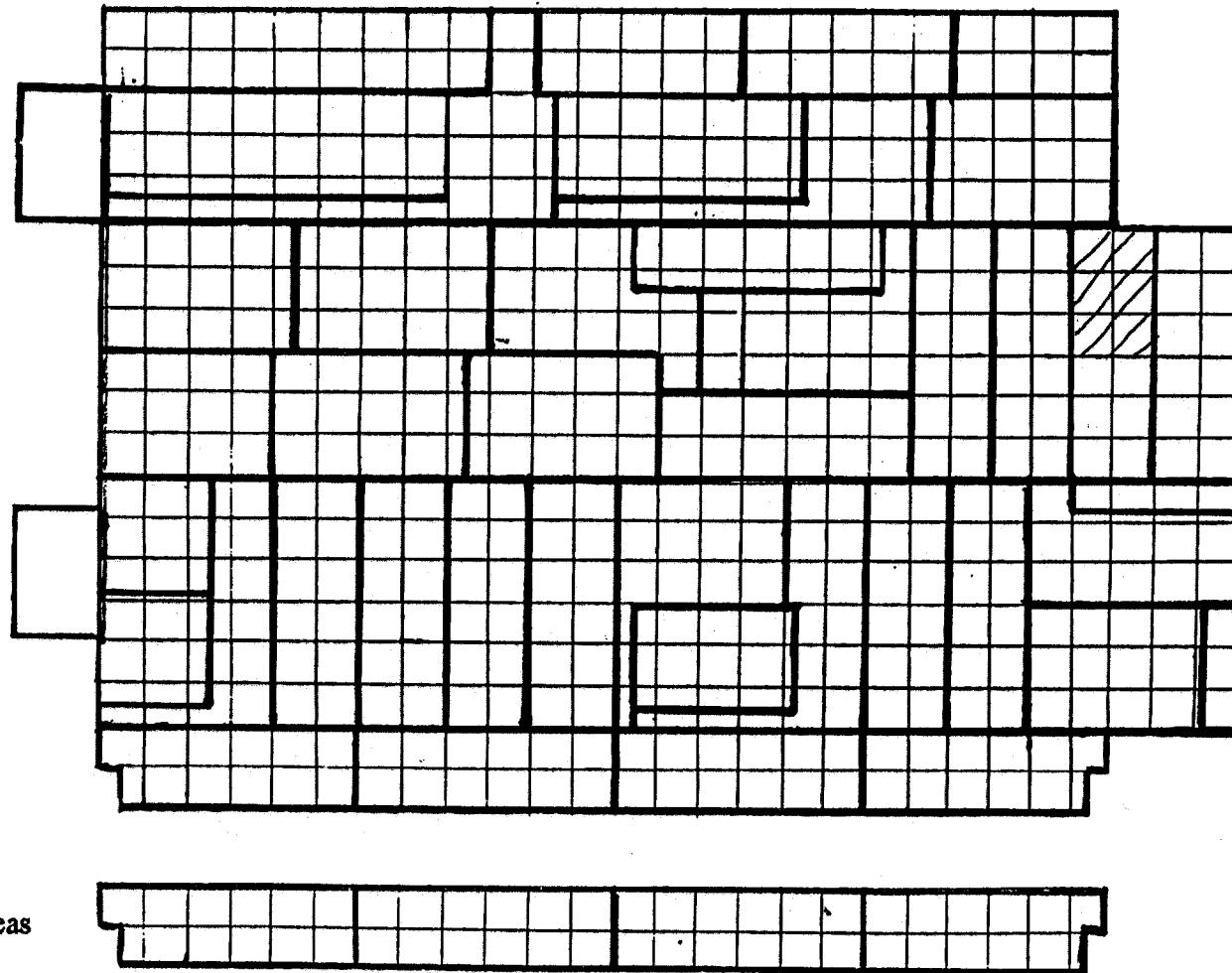
Beta Counting Instruments				
Inst. S/N	Inst. Code	Eff. %	Corr. Fac.	Bkg. CPM
13295	3	36.84	2.71	1.39

Surveyor:	V. Taylor / L. Smith
Signature:	

Survey Date:	10/27/94
Count Date:	11/8/94

Surface Description	Coordinates		Gamma at 1m	Gamma Inst.	Beta/Gamma Contact	Beta/Gamma Code	Contact Gross 1 min. Count	Alpha Inst.	Contact Gross 1 min. Count	Beta Inst.	Scan Contact Gross CPM		Removable DPM/100 cm2	Alpha Count	Removable DPM/100 cm2	Beta Count	Comments
	X	Y	uR/hr	Code	mR/hr	Code	Alpha	Code	Beta	Code	Max Beta	Avg Beta	Alpha	Code	Beta	Code	
	Floor	6	-2	6	23	0.016	22	0	7	216	12	338	200	0.74	2	-2.42	
Floor	10	-2	5	23	0.012	22	0	7	224	12	352	220	-0.43	2	-2.42	3	Concrete
Floor	6	-4	5	23	0.015	22	0	7	224	12	233	180	-0.43	2	3.00	3	Concrete
Floor	10	-4	5	23	0.011	22	1	7	239	12	247	200	0.74	2	4.36	3	Concrete
Floor	12	-4	4	23	0.012	22	3	7	205	12	226	200	-0.43	2	3.00	3	Concrete
Floor	8	-6	4	23	0.018	22	3	7	220	12	286	220	0.74	2	0.29	3	Concrete
Floor	6	-8	5	23	0.02	22	3	7	261	12	261	220	-0.43	2	-1.07	3	Concrete
Floor	10	-8	5	23	0.016	22	0	7	280	12	359	240	-0.43	2	1.65	3	Concrete
Floor	12	-8	5	23	0.016	22	3	7	246	12	316	250	-0.43	2	5.72	3	Concrete
Floor	2	-10	5	23	0.016	22	7	7	303	12	298	250	1.90	2	0.29	3	Concrete
Floor	8	-10	5	23	0.019	22	2	7	255	12	259	260	-0.43	2	1.65	3	Concrete
Floor	12	-10	4	23	0.018	22	2	7	257	12	320	260	-0.43	2	-1.07	3	Concrete
Floor	14	-10	5	23	0.01	22	2	7	236	12	334	250	-0.43	2	0.29	3	Concrete
Floor	16	-10	6	23	0.025	22	0	7	249	12	278	220	-0.43	2	1.65	3	Concrete

# SURVEY UNITS FOR SECTION ONE



Second Floor Areas

MAIN BUILDING  
SMP  
BLAIRSVILLE SITE

#CAD00538



**LB5100-W Low Background Counting System – Smear Analysis**

Date: 11/8/94  
 Counting Unit id: 1  
 Data file name: C:\LBXL\UNIT1\B01-007.XLD  
 Batch Ended: 11/1/94 16:00  
 Crosstalk Correction: Not Applied

Alpha activity action level (DPM): 20.00  
 Beta activity action level (DPM): 200.00  
 Certainty level for MDA and flags: 95.00%  
 High Voltage Setting: 1410

Application Revision: 3  
 Application Version: Standard

Alpha efficiency log file: pu239ab  
 Alpha Efficiency: 42.75%  
 Alpha to Beta Crosstalk: 5.85%  
 Alpha Background (CPM): 0.185714286  
 Alpha Correction Factor: 1.000

Beta efficiency log file: tc99ab  
 Beta Efficiency: 36.84%  
 Beta into Alpha Crosstalk: 0.03%  
 Beta Background (CPM): 1.392857143  
 Beta Correction Factor: 1.000

Batch ID: Blairsville 1-32-1

Carrier	Alpha Activity				Beta Activity				Count time (min)	Alpha CPM	Beta CPM	Completion Date - Time
	DPM	$\sigma$	flags	MDA	DPM	$\sigma$	flags	MDA				
38	0.735	1.17	<MDA	5.53	-2.42	1.38	<MDA	11.18	2.00	0.314	-0.89	11/1/94 15:29
39	-0.434	1.17	<MDA	5.53	-2.42	1.38	<MDA	11.18	2.00	-0.186	-0.89	11/1/94 15:32
40	-0.434	1.17	<MDA	5.53	3.00	3.05	<MDA	11.18	2.00	-0.186	1.11	11/1/94 15:34
41	0.735	1.17	<MDA	5.53	4.36	3.34	<AL	11.18	2.00	0.314	1.61	11/1/94 15:36
42	-0.434	1.17	<MDA	5.53	3.00	3.05	<MDA	11.18	2.00	-0.186	1.11	11/1/94 15:38
43	0.735	1.17	<MDA	5.53	0.29	2.37	<MDA	11.18	2.00	0.314	0.11	11/1/94 15:40
44	-0.434	1.17	<MDA	5.53	-1.07	1.94	<MDA	11.18	2.00	-0.186	-0.39	11/1/94 15:43
45	-0.434	1.17	<MDA	5.53	1.65	2.73	<MDA	11.18	2.00	-0.186	0.61	11/1/94 15:45
46	-0.434	1.17	<MDA	5.53	5.72	3.60	<AL	11.18	2.00	-0.186	2.11	11/1/94 15:47
47	1.905	1.66	<AL	5.53	0.29	2.37	<MDA	11.18	2.00	0.814	0.11	11/1/94 15:49
48	-0.434	1.17	<MDA	5.53	1.65	2.73	<MDA	11.18	2.00	-0.186	0.61	11/1/94 15:51
49	-0.434	1.17	<MDA	5.53	-1.07	1.94	<MDA	11.18	2.00	-0.186	-0.39	11/1/94 15:54
50	-0.434	1.17	<MDA	5.53	0.29	2.37	<MDA	11.18	2.00	-0.186	0.11	11/1/94 15:56
51	-0.434	1.17	<MDA	5.53	1.65	2.73	<MDA	11.18	2.00	-0.186	0.61	11/1/94 15:58
52	-0.434	1.17	<MDA	5.53	0.29	2.37	<MDA	11.18	2.00	-0.186	0.11	11/1/94 16:00

# Blairsville Point Survey Form #003

Survey Serial #:	01-008
------------------	--------

Survey Section:	1
-----------------	---

Survey Unit:	31
--------------	----

Survey Sub-unit:	2
------------------	---

Classification:	3
-----------------	---

Survey Type:	Lower
--------------	-------

Survey Date:	10/28/94
--------------	----------

Count Date:	11/8/94
-------------	---------

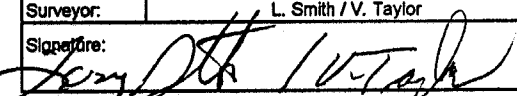
Alpha Survey Instruments				
Inst. S/N	Inst. Code	Eff. %	Corr. Fac.	Bkg. CPM
1517	7	19.7	5.08	2

Alpha Counting Instruments				
Inst. S/N	Inst. Code	Eff. %	Corr. Fac.	Bkg. CPM
13295	2	42.75	2.34	0.19

Beta Survey Instruments				
Inst. S/N	Inst. Code	Eff. %	Corr. Fac.	Bkg. CPM
1595	12	31.8	3.14	262

Beta Counting Instruments				
Inst. S/N	Inst. Code	Eff. %	Corr. Fac.	Bkg. CPM
13295	3	36.84	2.71	1.39

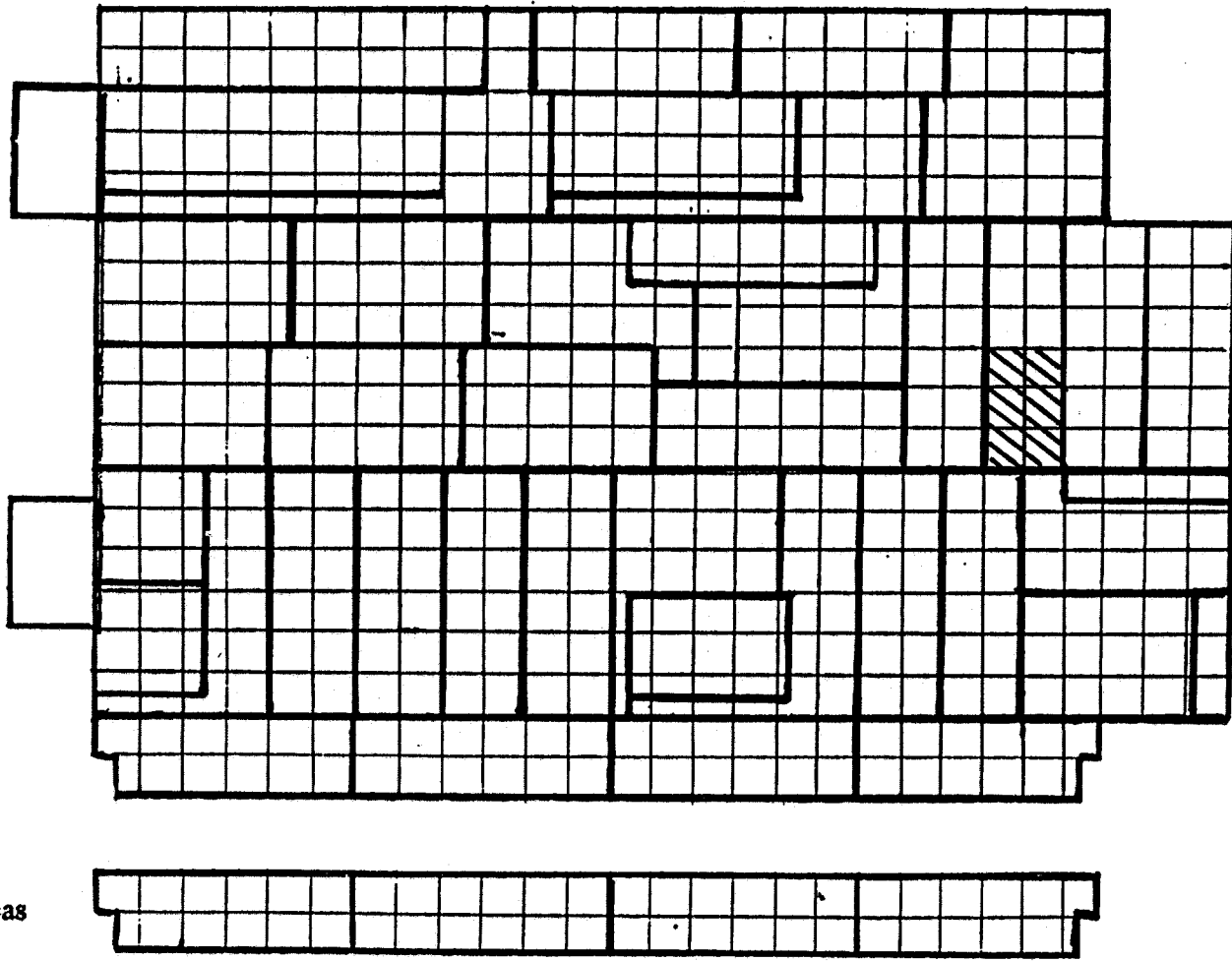
Gamma or Beta/Gamma Instruments			
Inst. S/N	Inst. Code	Bkg.	Detection Type
1522	22	0.01	Beta / Gamma
234	23	5	Gamma

Surveyor:	L. Smith / V. Taylor
Signature:	

Surface Description	Coordinates		Gamma at 1m uR/hr	Gamma Inst. Code	Beta/Gamma Contact mR/hr	Beta/Gamma Code	Contact Gross 1 min. Count Alpha	Alpha Inst. Code	Contact Gross 1 min. Count Beta	Beta Inst. Code	Scan Contact Gross CPM		Removable DPM/100 cm2 Alpha	Alpha Count	Removable DPM/100 cm2 Beta	Beta Count	Comments
	X	Y									Max Beta	Avg Beta					
	Floor	2									-2	5					
Floor	4	-2	5	23	0.016	22	4	7	324	12	323	280	-0.43	2	3.00	3	Concrete
Floor	8	-2	6	23	0.017	22	7	7	318	12	360	300	-0.43	2	0.29	3	Concrete
Floor	10	-2	6	23	0.018	22	2	7	325	12	379	320	0.74	2	1.65	3	Concrete
Floor	14	-2	6	23	0.01	22	4	7	343	12	367	340	0.74	2	4.36	3	Concrete
Floor	16	-2	6	23	0.018	22	8	7	323	12	409	330	-0.43	2	4.36	3	Concrete
Floor	1	-4	6	23	0.018	22	4	7	306	12	364	300	-0.43	2	3.00	3	Concrete
Floor	3	-4	6	23	0.015	22	7	7	319	12	328	280	-0.43	2	5.72	3	Concrete
Floor	5	-4	6	23	0.018	22	4	7	347	12	399	320	-0.43	2	3.00	3	Concrete
Floor	7	-4	6	23	0.015	22	5	7	328	12	401	330	-0.43	2	-1.07	3	Concrete
Floor	11	-4	6	23	0.016	22	7	7	307	12	428	300	-0.43	2	0.29	3	Concrete
Floor	13	-4	5	23	0.01	22	3	7	289	12	356	300	1.90	2	3.00	3	Concrete
Floor	6	-8	6	23	0.009	22	11	7	344	12	492	350	-0.43	2	-1.07	3	Concrete
Floor	10	-8	5	23	0.019	22	4	7	323	12	423	325	-0.43	2	-2.42	3	Concrete
Floor	5	-10	5	23	0.016	22	5	7	310	12	359	300	-0.43	2	7.08	3	Concrete
Floor	9	-10	5	23	0.018	22	8	7	329	12	382	300	1.90	2	1.65	3	Concrete



# SURVEY UNITS FOR SECTION ONE



Second Floor Areas

MAIN BUILDING  
SMP  
BLAIRSVILLE SITE

#CAD00538



**LB5100-W Low Background Counting System – Smear Analysis**

Date: 11/8/94  
 Counting Unit id: 1  
 Data file name: C:\LBXL\UNIT1\B01-008.XLD  
 Batch Ended: 11/1/94 16:38  
 Crosstalk Correction: Not Applied

Alpha activity action level (DPM): 20.00  
 Beta activity action level (DPM): 200.00  
 Certainty level for MDA and flags: 95.00%  
 High Voltage Setting: 1410

Application Revision: 3  
 Application Version: Standard

Alpha efficiency log file: pu239ab Alpha Efficiency: 42.75% Alpha to Beta Crosstalk: 5.85% Alpha Background (CPM): 0.185714286 Alpha Correction Factor: 1.000
Beta efficiency log file: tc99ab Beta Efficiency: 36.84% Beta into Alpha Crosstalk: 0.03% Beta Background (CPM): 1.392857143 Beta Correction Factor: 1.000

Batch ID: Blairsville 1-31-2

Carrier	Alpha Activity				Beta Activity				Count time (min)	Alpha CPM	Beta CPM	Completion Date - Time
	DPM	$\sigma$	flags	MDA	DPM	$\sigma$	flags	MDA				
53	-0.434	1.17	<MDA	5.53	3.00	3.05	<MDA	11.18	2.00	-0.186	1.11	11/1/94 16:02
54	-0.434	1.17	<MDA	5.53	3.00	3.05	<MDA	11.18	2.00	-0.186	1.11	11/1/94 16:05
55	-0.434	1.17	<MDA	5.53	0.29	2.37	<MDA	11.18	2.00	-0.186	0.11	11/1/94 16:07
56	0.735	1.17	<MDA	5.53	1.65	2.73	<MDA	11.18	2.00	0.314	0.61	11/1/94 16:09
57	0.735	1.17	<MDA	5.53	4.36	3.34	<AL	11.18	2.00	0.314	1.61	11/1/94 16:11
58	-0.434	1.17	<MDA	5.53	4.36	3.34	<AL	11.18	2.00	-0.186	1.61	11/1/94 16:13
59	-0.434	1.17	<MDA	5.53	3.00	3.05	<MDA	11.18	2.00	-0.186	1.11	11/1/94 16:16
60	-0.434	1.17	<MDA	5.53	5.72	3.60	<AL	11.18	2.00	-0.186	2.11	11/1/94 16:18
61	-0.434	1.17	<MDA	5.53	3.00	3.05	<MDA	11.18	2.00	-0.186	1.11	11/1/94 16:20
62	-0.434	1.17	<MDA	5.53	-1.07	1.94	<MDA	11.18	2.00	-0.186	-0.39	11/1/94 16:22
63	-0.434	1.17	<MDA	5.53	0.29	2.37	<MDA	11.18	2.00	-0.186	0.11	11/1/94 16:24
64	1.905	1.66	<AL	5.53	3.00	3.05	<MDA	11.18	2.00	0.814	1.11	11/1/94 16:27
65	-0.434	1.17	<MDA	5.53	-1.07	1.94	<MDA	11.18	2.00	-0.186	-0.39	11/1/94 16:29
66	-0.434	1.17	<MDA	5.53	-2.42	1.38	<MDA	11.18	2.00	-0.186	-0.89	11/1/94 16:31
67	-0.434	1.17	<MDA	5.53	7.08	3.85	<AL	11.18	2.00	-0.186	2.61	11/1/94 16:33
68	1.905	1.66	<AL	5.53	1.65	2.73	<MDA	11.18	2.00	0.814	0.61	11/1/94 16:35
69	-0.434	1.17	<MDA	5.53	5.72	3.60	<AL	11.18	2.00	-0.186	2.11	11/1/94 16:38

# Blairsville Point Survey Form #003

Survey Serial #:	01-009
Survey Section:	1
Survey Unit:	31
Survey Sub-unit:	1

Alpha Survey Instruments				
Inst. S/N	Inst. Code	Eff. %	Corr. Fac.	Bkg. CPM
1517	7	19.7	5.08	2


Beta Survey Instruments				
Inst. S/N	Inst. Code	Eff. %	Corr. Fac.	Bkg. CPM
1595	12	31.8	3.14	270

Gamma or Beta/Gamma Instruments			
Inst. S/N	Inst. Code	Bkg.	Detection Type
1522	22	0.012	Beta / Gamma
234	23	5	Gamma

Classification:	3
Survey Type:	Lower

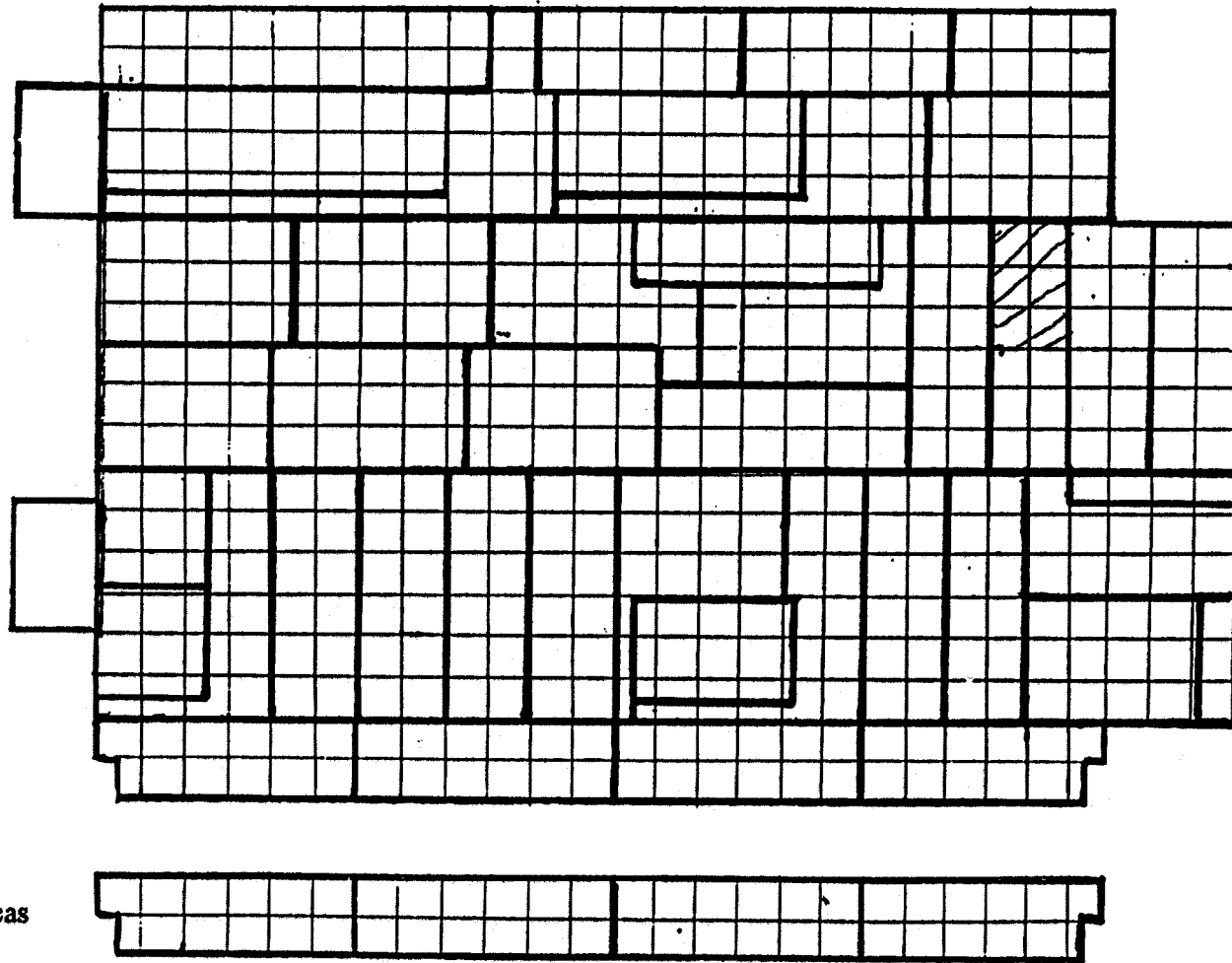
Alpha Counting Instruments				
Inst. S/N	Inst. Code	Eff. %	Corr. Fac.	Bkg. CPM
13295	2	42.75	2.34	0.19

Beta Counting Instruments				
Inst. S/N	Inst. Code	Eff. %	Corr. Fac.	Bkg. CPM
13295	3	36.84	2.71	1.39

Surveyor:	L. Smith / V. Taylor
Signature:	

Surface Description	Coordinates		Gamma at 1m	Gamma Inst.	Beta/Gamma Contact	Beta/Gamma Code	Contact Gross 1 min. Count	Alpha Inst. Code	Contact Gross 1 min. Count	Beta Inst. Code	Scan Contact Gross CPM		Removable DPM/100 cm2	Alpha Count Code	Removable DPM/100 cm2	Beta Count Code	Comments
	X	Y	uR/hr	Code	mR/hr	Code	Alpha	Beta	Code	Code	Max Beta	Avg Beta	Alpha	Beta	Code		
Floor	4	-2	5	23	0.016	22	4	7	327	12	380	280	-0.43	2	1.65	3	Concrete
Floor	6	-2	5	23	0.015	22	3	7	319	12	313	290	-0.43	2	0.29	3	Concrete
Floor	8	-2	5	23	0.019	22	0	7	311	12	598	320	-0.43	2	1.65	3	Concrete
Floor	12	-2	5	23	0.02	22	4	7	301	12	428	300	1.90	2	1.65	3	Concrete
Floor	14	-2	5	23	0.016	22	7	7	345	12	353	290	-0.43	2	1.65	3	Concrete
Floor	3	-4	5	23	0.017	22	4	7	289	12	0.85	270	-0.43	2	3.00	3	Concrete
Floor	7	-4	5	23	0.014	22	4	7	332	12	385	300	0.74	2	0.29	3	Concrete
Floor	11	-4	5	23	0.01	22	6	7	353	12	408	330	-0.43	2	3.00	3	Concrete
Floor	15	-4	5	23	0.015	22	4	7	310	12	376	290	-0.43	2	3.00	3	Concrete
Floor	2	-6	5	23	0.015	22	1	7	324	12	406	260	0.74	2	-2.42	3	Concrete
Floor	4	-6	5	23	0.018	22	3	7	340	12	418	320	1.90	2	-1.07	3	Concrete
Floor	8	-6	6	23	0.011	22	5	7	325	12	448	330	0.74	2	4.36	3	Concrete
Floor	12	-6	5	23	0.012	22	6	7	288	12	397	260	-0.43	2	0.29	3	Concrete
Floor	8	-8	5	23	0.013	22	6	7	327	12	412	290	0.74	2	-1.07	3	Concrete

# SURVEY UNITS FOR SECTION ONE



Second Floor Areas

MAIN BUILDING  
SMP  
BLAIRSVILLE SITE

#CAD00538

### LB5100-W Low Background Counting System -- Smear Analysis

Date: 11/8/94  
 Counting Unit id: 1  
 Data file name: C:\LBXL\UNIT1\B01-009.XLD  
 Batch Ended: 11/1/94 17:11  
 Crosstalk Correction: Not Applied

Alpha activity action level (DPM): 20.00  
 Beta activity action level (DPM): 200.00  
 Certainty level for MDA and flags: 95.00%  
 High Voltage Setting: 1410

Application Revision: 3  
 Application Version: Standard

Alpha efficiency log file: pu239ab  
 Alpha Efficiency: 42.75%  
 Alpha to Beta Crosstalk: 5.85%  
 Alpha Background (CPM): 0.185714286  
 Alpha Correction Factor: 1.000

Beta efficiency log file: tc99ab  
 Beta Efficiency: 36.84%  
 Beta into Alpha Crosstalk: 0.03%  
 Beta Background (CPM): 1.392857143  
 Beta Correction Factor: 1.000

Batch ID: Blairsville 1-31-1

Carrier	Alpha Activity				Beta Activity				Count time (min)	Alpha CPM	Beta CPM	Completion Date - Time
	DPM	$\sigma$	flags	MDA	DPM	$\sigma$	flags	MDA				
70	-0.434	1.17	<MDA	5.53	1.65	2.73	<MDA	11.18	2.00	-0.186	0.61	11/1/94 16:40
71	-0.434	1.17	<MDA	5.53	0.29	2.37	<MDA	11.18	2.00	-0.186	0.11	11/1/94 16:42
72	-0.434	1.17	<MDA	5.53	1.65	2.73	<MDA	11.18	2.00	-0.186	0.61	11/1/94 16:44
73	1.905	1.66	<AL	5.53	1.65	2.73	<MDA	11.18	2.00	0.814	0.61	11/1/94 16:46
74	-0.434	1.17	<MDA	5.53	1.65	2.73	<MDA	11.18	2.00	-0.186	0.61	11/1/94 16:49
75	-0.434	1.17	<MDA	5.53	3.00	3.05	<MDA	11.18	2.00	-0.186	1.11	11/1/94 16:51
76	0.735	1.17	<MDA	5.53	0.29	2.37	<MDA	11.18	2.00	0.314	0.11	11/1/94 16:53
77	-0.434	1.17	<MDA	5.53	3.00	3.05	<MDA	11.18	2.00	-0.186	1.11	11/1/94 16:55
78	-0.434	1.17	<MDA	5.53	3.00	3.05	<MDA	11.18	2.00	-0.186	1.11	11/1/94 16:57
79	0.735	1.17	<MDA	5.53	-2.42	1.38	<MDA	11.18	2.00	0.314	-0.89	11/1/94 17:00
80	1.905	1.66	<AL	5.53	-1.07	1.94	<MDA	11.18	2.00	0.814	-0.39	11/1/94 17:02
81	0.735	1.17	<MDA	5.53	4.36	3.34	<AL	11.18	2.00	0.314	1.61	11/1/94 17:04
82	-0.434	1.17	<MDA	5.53	0.29	2.37	<MDA	11.18	2.00	-0.186	0.11	11/1/94 17:06
83	0.735	1.17	<MDA	5.53	-1.07	1.94	<MDA	11.18	2.00	0.314	-0.39	11/1/94 17:08
84	-0.434	1.17	<MDA	5.53	-1.07	1.94	<MDA	11.18	2.00	-0.186	-0.39	11/1/94 17:11

# Blairsville Point Survey Form #003

Survey Serial #:	01-010
Survey Section:	1
Survey Unit:	30
Survey Sub-unit:	1

Alpha Survey Instruments				
Inst. S/N	Inst. Code	Eff. %	Corr. Fac.	Bkg. CPM
1517	7	19.7	5.08	2

Beta Survey Instruments				
Inst. S/N	Inst. Code	Eff. %	Corr. Fac.	Bkg. CPM
1595	12	31.8	3.14	244


Gamma or Beta/Gamma Instruments			
Inst. S/N	Inst. Code	Bkg.	Detection Type
234	23	5	Gamma
1522	22	0.011	Beta / Gamma

Classification:	3
Survey Type:	Lower

Alpha Counting Instruments				
Inst. S/N	Inst. Code	Eff. %	Corr. Fac.	Bkg. CPM
13295	2	42.75	2.34	0.19

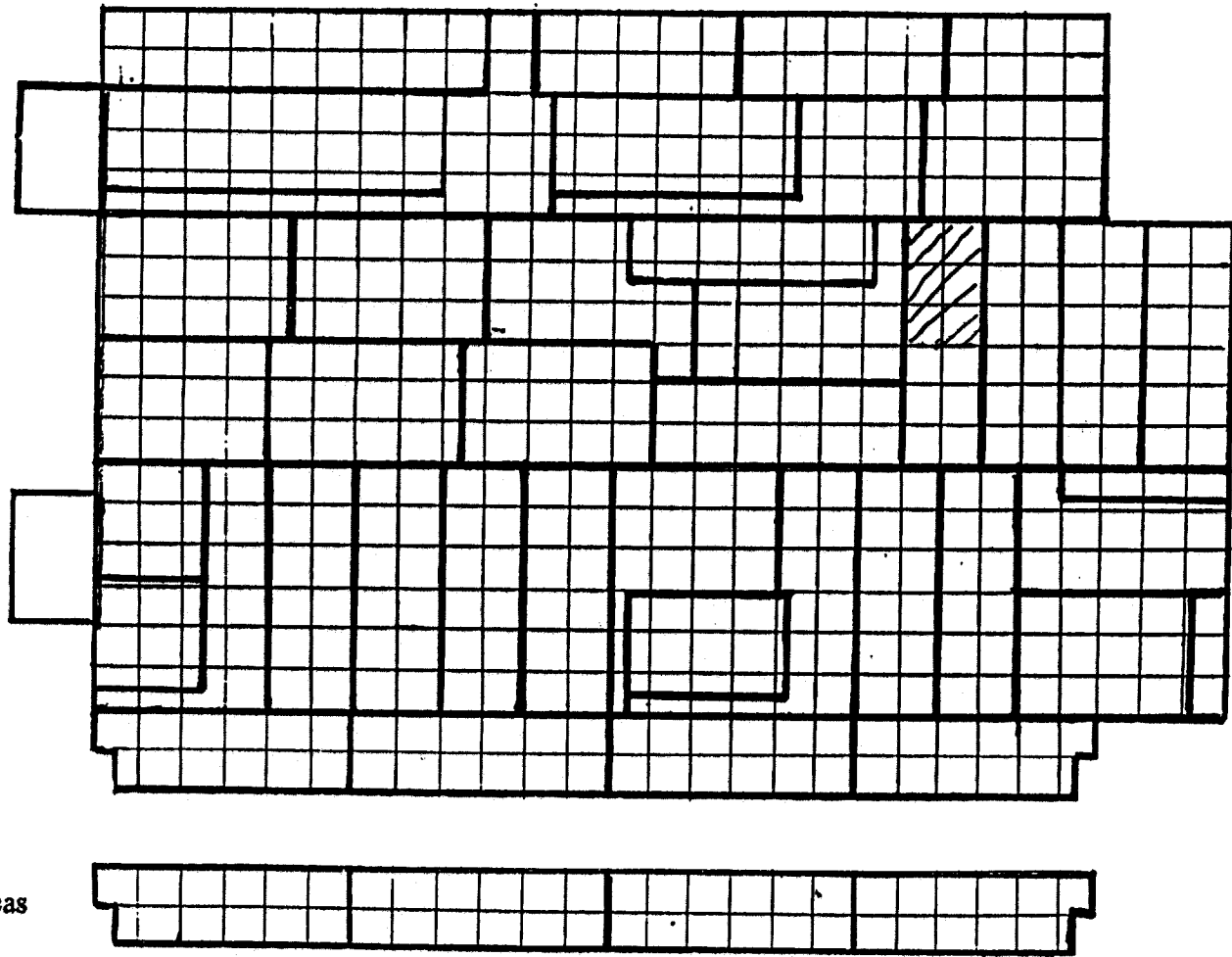
Beta Counting Instruments				
Inst. S/N	Inst. Code	Eff. %	Corr. Fac.	Bkg. CPM
13295	3	36.84	2.71	1.39

Survey Date:	10/31/94
Count Date:	11/10/94

Surveyor:	L. Smith / V. Taylor
Signature:	

Surface Description	Coordinates		Gamma at 1m	Gamma Inst.	Beta/Gamma Contact	Beta/Gamma Code	Contact Gross 1 min. Count	Alpha Inst.	Contact Gross 1 min. Count	Beta Inst.	Scan Contact Gross CPM		Removable DPM/100 cm2	Alpha Count	Removable DPM/100 cm2	Beta Count	Comments
	X	Y	uR/hr	Code	mR/hr	Code	Alpha	Code	Beta	Code	Max Beta	Avg Beta	Alpha	Code	Beta	Code	
	Floor	6	-2	4	23	0.014	22	4	7	344	12	400	280	0.74	2	0.29	
Floor	8	-2	5	23	0.016	22	2	7	321	12	418	340	-0.43	2	0.29	3	Concrete
Floor	10	-2	5	23	0.014	22	4	7	320	12	352	310	-0.43	2	0.29	3	Concrete
Floor	12	-2	6	23	0.015	22	4	7	344	12	389	300	-0.43	2	-1.07	3	Concrete
Floor	14	-2	5	23	0.014	22	4	7	318	12	403	320	-0.43	2	1.65	3	Concrete
Floor	16	-2	5	23	0.012	22	4	7	341	12	389	320	-0.43	2	3.00	3	Concrete
Floor	8	-4	6	23	0.02	22	2	7	324	12	407	300	0.74	2	0.29	3	Concrete
Floor	10	-4	5	23	0.014	22	3	7	282	12	431	320	-0.43	2	-1.07	3	Concrete
Floor	12	-4	5	23	0.015	22	2	7	345	12	412	320	-0.43	2	-2.42	3	Concrete
Floor	16	-4	5	23	0.021	22	3	7	293	12	386	300	-0.43	2	1.65	3	Concrete
Floor	10	-6	5	23	0.014	22	6	7	304	12	396	300	0.74	2	0.29	3	Concrete
Floor	4	-10	4	23	0.017	22	5	7	340	12	408	300	0.74	2	1.65	3	Concrete
Floor	6	-10	6	23	0.013	22	4	7	379	12	375	280	-0.43	2	0.29	3	Concrete
Floor	10	-10	5	23	0.014	22	6	7	265	12	347	280	0.74	2	0.29	3	Concrete
Floor	12	-10	4	23	0.011	22	4	7	344	12	399	310	-0.43	2	0.29	3	Concrete
Floor	14	-10	5	23	0.018	22	5	7	338	12	458	306	0.74	2	-1.07	3	Concrete

# SURVEY UNITS FOR SECTION ONE



Second Floor Areas

MAIN BUILDING  
SMP  
BLAIRSVILLE SITE

#CAD00538

**LB5100-W Low Background Counting System -- Smear Analysis**

Date: 11/10/94  
 Counting Unit id: 1  
 Data file name: C:\LBXL\UNIT1\B01-010.XLD  
 Batch Ended: 11/1/94 17:48  
 Crosstalk Correction: Not Applied

Alpha activity action level (DPM): 20.00  
 Beta activity action level (DPM): 200.00  
 Certainty level for MDA and flags: 95.00%  
 High Voltage Setting: 1410

Application Revision: 3  
 Application Version: Standard

Alpha efficiency log file: pu239ab  
 Alpha Efficiency: 42.75%  
 Alpha to Beta Crosstalk: 5.85%  
 Alpha Background (CPM): 0.185714286  
 Alpha Correction Factor: 1.000

Beta efficiency log file: tc99ab  
 Beta Efficiency: 36.84%  
 Beta into Alpha Crosstalk: 0.03%  
 Beta Background (CPM): 1.392857143  
 Beta Correction Factor: 1.000

Batch ID: Blairsville 1-30-1

Carrier	Alpha Activity				Beta Activity				Count time (min)	Alpha CPM	Beta CPM	Completion Date - Time
	DPM	$\sigma$	flags	MDA	DPM	$\sigma$	flags	MDA				
85	0.735	1.17	<MDA	5.53	0.29	2.37	<MDA	11.18	2.00	0.314	0.11	11/1/94 17:13
86	-0.434	1.17	<MDA	5.53	0.29	2.37	<MDA	11.18	2.00	-0.186	0.11	11/1/94 17:15
87	-0.434	1.17	<MDA	5.53	0.29	2.37	<MDA	11.18	2.00	-0.186	0.11	11/1/94 17:17
88	-0.434	1.17	<MDA	5.53	-1.07	1.94	<MDA	11.18	2.00	-0.186	-0.39	11/1/94 17:19
89	-0.434	1.17	<MDA	5.53	1.65	2.73	<MDA	11.18	2.00	-0.186	0.61	11/1/94 17:22
90	-0.434	1.17	<MDA	5.53	3.00	3.05	<MDA	11.18	2.00	-0.186	1.11	11/1/94 17:24
1	0.735	1.17	<MDA	5.53	0.29	2.37	<MDA	11.18	2.00	0.314	0.11	11/1/94 17:26
2	-0.434	1.17	<MDA	5.53	-1.07	1.94	<MDA	11.18	2.00	-0.186	-0.39	11/1/94 17:28
3	-0.434	1.17	<MDA	5.53	-2.42	1.38	<MDA	11.18	2.00	-0.186	-0.89	11/1/94 17:30
4	-0.434	1.17	<MDA	5.53	1.65	2.73	<MDA	11.18	2.00	-0.186	0.61	11/1/94 17:33
5	0.735	1.17	<MDA	5.53	0.29	2.37	<MDA	11.18	2.00	0.314	0.11	11/1/94 17:35
6	0.735	1.17	<MDA	5.53	1.65	2.73	<MDA	11.18	2.00	0.314	0.61	11/1/94 17:37
7	-0.434	1.17	<MDA	5.53	0.29	2.37	<MDA	11.18	2.00	-0.186	0.11	11/1/94 17:39
8	0.735	1.17	<MDA	5.53	0.29	2.37	<MDA	11.18	2.00	0.314	0.11	11/1/94 17:42
9	-0.434	1.17	<MDA	5.53	0.29	2.37	<MDA	11.18	2.00	-0.186	0.11	11/1/94 17:44
10	0.735	1.17	<MDA	5.53	-1.07	1.94	<MDA	11.18	2.00	0.314	-0.39	11/1/94 17:46
11	-0.434	1.17	<MDA	5.53	1.65	2.73	<MDA	11.18	2.00	-0.186	0.61	11/1/94 17:48



# Blairsville Point Survey Form #003

Survey Serial #:	01-011
Survey Section:	1
Survey Unit:	30
Survey Sub-unit:	2

Alpha Survey Instruments				
Inst. S/N	Inst. Code	Eff. %	Corr. Fac.	Bkg. CPM
1517	7	19.7	5.08	2

Beta Survey Instruments				
Inst. S/N	Inst. Code	Eff. %	Corr. Fac.	Bkg. CPM
1595	12	31.8	3.14	244

Gamma or Beta/Gamma Instruments			
Inst. S/N	Inst. Code	Bkg.	Detection Type
234	23	5	Gamma
1522	22	0.011	Beta / Gamma

Classification:	3
Survey Type:	Lower
Survey Date:	10/31/94
Count Date:	11/10/94

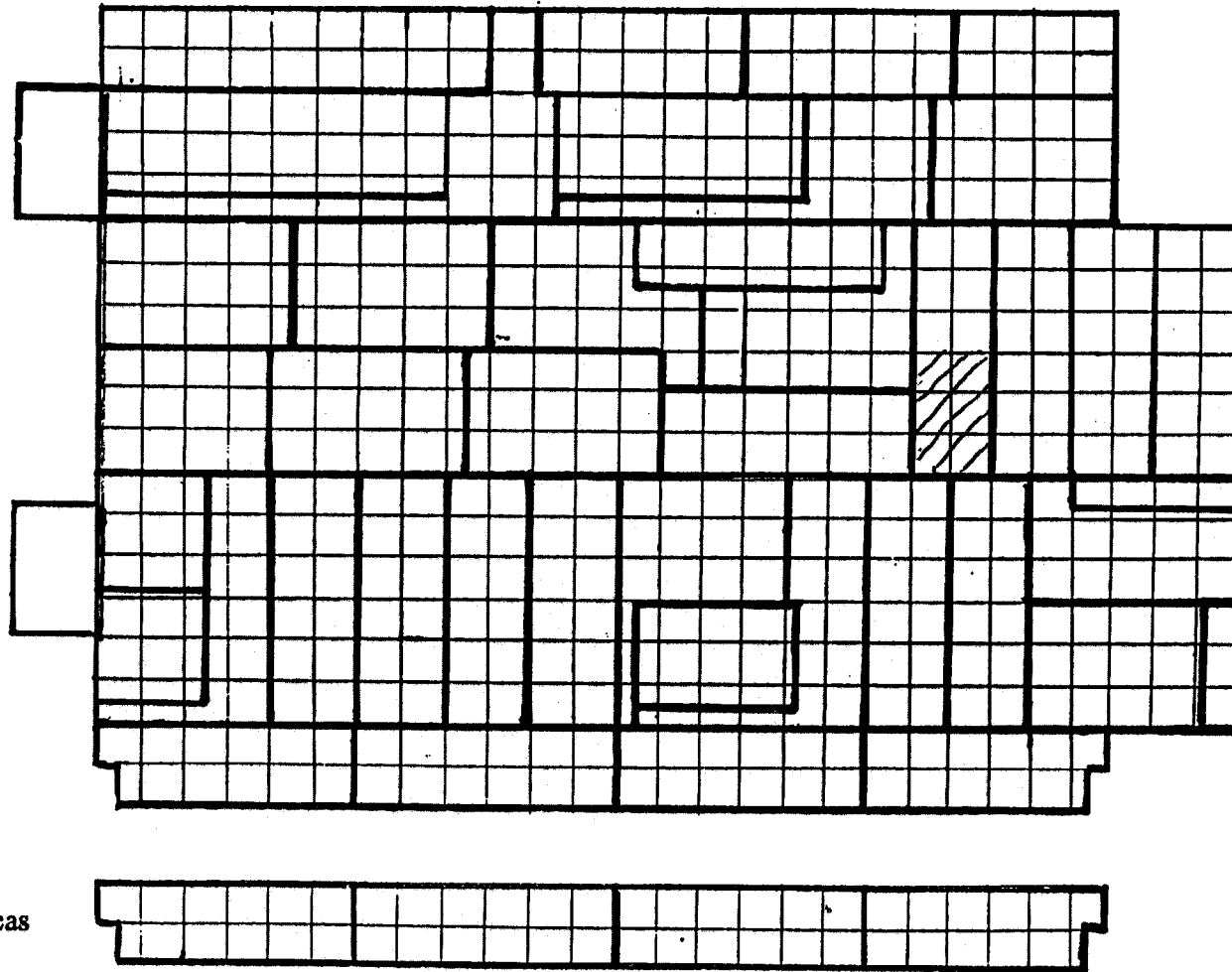
Alpha Counting Instruments				
Inst. S/N	Inst. Code	Eff. %	Corr. Fac.	Bkg. CPM
13295	2	42.75	2.34	0.19

Beta Counting Instruments				
Inst. S/N	Inst. Code	Eff. %	Corr. Fac.	Bkg. CPM
13295	3	36.84	2.71	1.39

Surveyor:	V. Taylor
Signature:	<i>V. Taylor</i>

Surface Description	Coordinates		Gamma at 1m	Gamma Inst.	Beta/Gamma Contact	Beta/Gamma Code	Contact Gross 1 min. Count	Alpha Inst.	Contact Gross 1 min. Count	Beta Inst.	Scan Contact Gross CPM		Removable DPM/100 cm2	Alpha Count	Removable DPM/100 cm2	Beta Count	Comments
	X	Y	uR/hr	Code	mR/hr	Code	Alpha	Beta	Code	Code	Max Beta	Avg Beta	Alpha	Beta	Code		
	Floor	2	0	5	23	0.01	22	5	7	267	12	332	240	0.74	2	5.72	
Floor	6	0	5	23	0.011	22	5	7	199	12	298	200	0.74	2	3.00	3	Concrete
Floor	10	0	5	23	0.011	22	6	7	279	12	342	240	0.74	2	4.36	3	Concrete
Floor	14	0	4	23	0.016	22	2	7	263	12	325	200	0.74	2	3.00	3	Concrete
Floor	16	0	6	23	0.015	22	4	7	277	12	271	205	-0.43	2	1.65	3	Concrete
Floor	4	-2	5	23	0.011	22	1	7	251	12	311	200	0.74	2	4.36	3	Concrete
Floor	8	-2	5	23	0.012	22	1	7	250	12	282	225	0.74	2	3.00	3	Concrete
Floor	6	-4	4	23	0.011	22	5	7	275	12	341	225	-0.43	2	1.65	3	Concrete
Floor	2	-6	5	23	0.016	22	1	7	251	12	1530	210	0.74	2	-1.07	3	Concrete - by table saw
Floor	4	-6	5	23	0.011	22	3	7	312	12	990	250	-0.43	2	-1.07	3	Concrete - by table saw
Floor	8	-6	6	23	0.014	22	7	7	280	12	359	240	0.74	2	3.00	3	Concrete
Floor	2	-8	5	23	0.018	22	8	7	292	12	1200	230	0.74	2	3.00	3	Concrete - on trench grate
Floor	6	-8	5	23	0.015	22	4	7	292	12	351	265	0.74	2	-1.07	3	Concrete
Floor	10	-8	4	23	0.014	22	2	7	274	12	323	245	0.74	2	1.65	3	Concrete
Floor	1	-10	5	23	0.013	22	5	7	335	12	349	255	-0.43	2	1.65	3	Concrete
Floor	5	-10	5	23	0.01	22	2	7	270	12	357	280	-0.43	2	3.00	3	Concrete

# SURVEY UNITS FOR SECTION ONE



Second Floor Areas

MAIN BUILDING  
SMP  
BLAIRSVILLE SITE

#CAD00538



**LB5100-W Low Background Counting System -- Smear Analysis**

Date: 11/10/94  
 Counting Unit id: 1  
 Data file name: C:\LBXL\UNIT1\B01-011.XLD  
 Batch Ended: 11/1/94 18:26  
 Crosstalk Correction: Not Applied

Alpha activity action level (DPM): 20.00  
 Beta activity action level (DPM): 200.00  
 Certainty level for MDA and flags: 95.00%  
 High Voltage Setting: 1410

Application Revision: 3  
 Application Version: Standard

Alpha efficiency log file: pu239ab Alpha Efficiency: 42.75% Alpha to Beta Crosstalk: 5.85% Alpha Background (CPM): 0.185714286 Alpha Correction Factor: 1.000
Beta efficiency log file: tc99ab Beta Efficiency: 36.84% Beta into Alpha Crosstalk: 0.03% Beta Background (CPM): 1.392857143 Beta Correction Factor: 1.000

Batch ID: Blairsville 1-30-2

Carrier	Alpha Activity				Beta Activity				Count time (min)	Alpha CPM	Beta CPM	Completion Date - Time
	DPM	$\sigma$	flags	MDA	DPM	$\sigma$	flags	MDA				
12	0.735	1.17	<MDA	5.53	5.72	3.60	<AL	11.18	2.00	0.314	2.11	11/1/94 17:50
13	0.735	1.17	<MDA	5.53	3.00	3.05	<MDA	11.18	2.00	0.314	1.11	11/1/94 17:53
14	0.735	1.17	<MDA	5.53	4.36	3.34	<AL	11.18	2.00	0.314	1.61	11/1/94 17:55
15	0.735	1.17	<MDA	5.53	3.00	3.05	<MDA	11.18	2.00	0.314	1.11	11/1/94 17:57
16	-0.434	1.17	<MDA	5.53	1.65	2.73	<MDA	11.18	2.00	-0.186	0.61	11/1/94 17:59
17	0.735	1.17	<MDA	5.53	4.36	3.34	<AL	11.18	2.00	0.314	1.61	11/1/94 18:01
18	0.735	1.17	<MDA	5.53	3.00	3.05	<MDA	11.18	2.00	0.314	1.11	11/1/94 18:04
19	-0.434	1.17	<MDA	5.53	1.65	2.73	<MDA	11.18	2.00	-0.186	0.61	11/1/94 18:06
20	0.735	1.17	<MDA	5.53	-1.07	1.94	<MDA	11.18	2.00	0.314	-0.39	11/1/94 18:08
21	-0.434	1.17	<MDA	5.53	-1.07	1.94	<MDA	11.18	2.00	-0.186	-0.39	11/1/94 18:10
22	0.735	1.17	<MDA	5.53	3.00	3.05	<MDA	11.18	2.00	0.314	1.11	11/1/94 18:12
23	0.735	1.17	<MDA	5.53	3.00	3.05	<MDA	11.18	2.00	0.314	1.11	11/1/94 18:15
24	0.735	1.17	<MDA	5.53	-1.07	1.94	<MDA	11.18	2.00	0.314	-0.39	11/1/94 18:17
25	0.735	1.17	<MDA	5.53	1.65	2.73	<MDA	11.18	2.00	0.314	0.61	11/1/94 18:19
26	-0.434	1.17	<MDA	5.53	1.65	2.73	<MDA	11.18	2.00	-0.186	0.61	11/1/94 18:21
27	-0.434	1.17	<MDA	5.53	3.00	3.05	<MDA	11.18	2.00	-0.186	1.11	11/1/94 18:23
28	0.735	1.17	<MDA	5.53	-1.07	1.94	<MDA	11.18	2.00	0.314	-0.39	11/1/94 18:26

# Blairsville Point survey Form #003

Survey Serial #:	01-012
Survey Section:	1
Survey Unit:	29
Survey Sub-unit:	1

Alpha Survey Instruments				
Inst. S/N	Inst. Code	Eff. %	Corr. Fac.	Bkg. CPM
1517	7	19.7	5.08	2


Beta Survey Instruments				
Inst. S/N	Inst. Code	Eff. %	Corr. Fac.	Bkg. CPM
1595	12	31.8	3.14	334

Gamma or Beta/Gamma Instruments			
Inst. S/N	Inst. Code	Bkg.	Detection Type
234	23	5	Gamma
1522	22	0.012	Beta / Gamma

Classification:	3
Survey Type:	Lower
Survey Date:	10/31/94
Count Date:	11/10/94

Alpha Counting Instruments				
Inst. S/N	Inst. Code	Eff. %	Corr. Fac.	Bkg. CPM
13295	2	42.75	2.34	0.19

Beta Counting Instruments				
Inst. S/N	Inst. Code	Eff. %	Corr. Fac.	Bkg. CPM
13295	3	36.84	2.71	1.39

Surveyor:	X. Taylor / L. Smith
Signature:	

Surface Description	Coordinates		Gamma at 1m	Gamma Inst.	Beta/Gamma Contact	Beta/Gamma	Contact Gross 1 min. Count	Alpha Inst.	Contact Gross 1 min. Count	Beta Inst.	Scan Contact Gross CPM		Removable DPM/100 cm2	Alpha Count	Removable DPM/100 cm2	Beta Count	Comments
	X	Y	uR/hr	Code	mR/hr	Code	Alpha	Code	Beta	Code	Max Beta	Avg Beta	Alpha	Code	Beta	Code	
	Floor	6	0	5	23	0.015	22	6	7	344	12	327	270	1.90	2	3.00	
Floor	8	0	5	23	0.012	22	3	7	346	12	366	260	-0.43	2	4.36	3	Concrete
Floor	10	0	5	23	0.012	22	3	7	342	12	361	270	0.74	2	3.00	3	Concrete
Floor	12	0	6	23	0.01	22	3	7	425	12	399	310	0.74	2	0.29	3	Concrete
Floor	14	0	5	23	0.01	22	6	7	348	12	380	280	1.90	2	-2.42	3	Concrete
Floor	16	0	4	23	0.02	22	2	7	352	12	Blank	320	0.74	2	4.36	3	Concrete
Floor	6	-2	6	23	0.014	22	1	7	353	12	343	290	0.74	2	1.65	3	Concrete
Floor	8	-2	6	23	0.015	22	6	7	374	12	420	335	-0.43	2	3.00	3	Concrete
Floor	10	-2	5	23	0.013	22	2	7	347	12	360	325	-0.43	2	1.65	3	Concrete
Floor	12	-2	5	23	0.014	22	1	7	374	12	412	250	0.74	2	1.65	3	Concrete
Floor	7	-4	6	23	0.011	22	3	7	363	12	325	255	0.74	2	4.36	3	Concrete
Floor	9	-4	6	23	0.014	22	2	7	357	12	392	280	-0.43	2	3.00	3	Concrete
Floor	11	-4	6	23	0.017	22	6	7	361	12	410	330	-0.43	2	7.08	3	Concrete
Floor	13	-4	6	23	0.009	22	1	7	339	12	378	280	0.74	2	5.72	3	Concrete
Floor	15	-4	6	23	0.012	22	1	7	353	12	398	280	0.74	2	3.00	3	Concrete
Floor	10	-6	6	23	0.009	22	4	7	329	12	383	310	0.74	2	0.29	3	Concrete
Floor	12	-6	6	23	0.017	22	6	7	331	12	385	305	-0.43	2	-1.07	3	Concrete
Floor	14	-6	5	23	0.011	22	1	7	331	12	443	255	0.74	2	-1.07	3	Concrete
Floor	10	-8	6	23	0.018	22	3	7	364	12	437	350	0.74	2	7.08	3	Concrete
Floor	12	-8	5	23	0.014	22	1	7	371	12	403	320	1.90	2	0.29	3	Concrete
Floor	11	-10	5	23	0.012	22	0	7	352	12	388	310	-0.43	2	4.36	3	Concrete
Floor	12	-12	5	23	0.011	22	2	7	387	12	389	320	-0.43	2	-2.42	3	Concrete
Floor	14	-12	6	23	0.009	22	5	7	353	12	369	320	-0.43	2	0.29	3	Concrete

## Blairsville Point Survey Form #003

Survey Serial #:	01-012
Survey Section:	1
Survey Unit:	29
Survey Sub-unit:	1

Alpha Survey Instruments				
Inst. S/N	Inst. Code	Eff. %	Corr. Fac.	Bkg. CPM
1517	7	19.7	5.08	2


Beta Survey Instruments				
Inst. S/N	Inst. Code	Eff. %	Corr. Fac.	Bkg. CPM
1595	12	31.8	3.14	334

Gamma or Beta/Gamma Instruments			
Inst. S/N	Inst. Code	Bkg.	Detection Type
234	23	5	Gamma
1522	22	0.012	Beta / Gamma

Classification:	3
Survey Type:	Lower

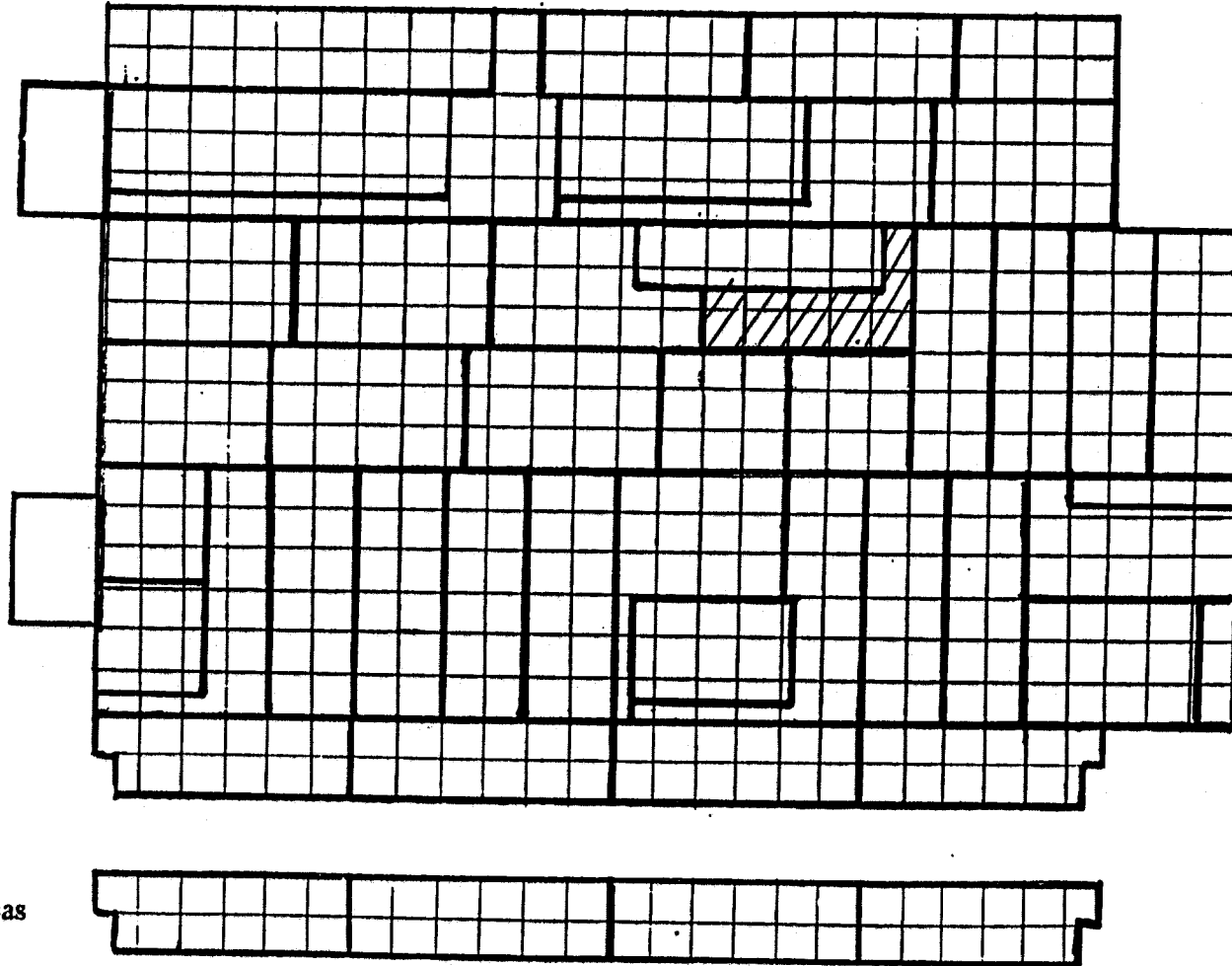
Alpha Counting Instruments				
Inst. S/N	Inst. Code	Eff. %	Corr. Fac.	Bkg. CPM
13295	2	42.75	2.34	0.19

Beta Counting Instruments				
Inst. S/N	Inst. Code	Eff. %	Corr. Fac.	Bkg. CPM
13295	3	36.84	2.71	1.39

Surveyor:	V. Taylor / L. Smith
Signature:	

Surface Description	Coordinates		Gamma at 1m	Gamma Inst.	Beta/Gamma Contact	Beta/Gamma Code	Contact Gross 1 min. Count	Alpha Inst.	Contact Gross 1 min. Count	Beta Inst.	Scan Contact Gross CPM		Removable DPM/100 cm2	Alpha Count	Removable DPM/100 cm2	Beta Count	Comments
	X	Y	uR/hr	Code	mR/hr	Code	Alpha	Beta	Code	Code	Max Beta	Avg Beta	Alpha	Beta	Code		
	Floor	11	-14	6	23	0.014	22	2	7	364	12	362	320	-0.43	2	1.65	
Floor	15	-14	5	23	0.013	22	2	7	331	12	433	340	0.74	2	-2.42	3	Concrete
Floor	10	-16	6	23	0.015	22	4	7	404	12	394	310	-0.43	2	-2.42	3	Concrete
Floor	14	-16	6	23	0.017	22	1	7	381	12	426	340	-0.43	2	1.65	3	Concrete
Floor	10	-18	7	23	0.017	22	1	7	340	12	408	313	-0.43	2	-1.07	3	Concrete
Floor	10	-20	6	23	0.016	22	2	7	352	12	436	280	-0.43	2	4.36	3	Concrete
Floor	10	-22	8	23	0.018	22	2	7	352	12	371	270	-0.43	2	3.00	3	Concrete
Floor	12	-22	6	23	0.016	22	1	7	321	12	372	280	0.74	2	0.29	3	Concrete

# SURVEY UNITS FOR SECTION ONE



Second Floor Areas

MAIN BUILDING  
SMP  
BLAIRSVILLE SITE

#CAD00538

**LB5100-W Low Background Counting System – Smear Analysis**

Date: 11/10/94  
 Counting Unit id: 1  
 Data file name: C:\LBXL\UNIT1\B01-012.XLD  
 Batch Ended: 11/2/94 8:43  
 Crosstalk Correction: Not Applied

Alpha activity action level (DPM): 20.00  
 Beta activity action level (DPM): 200.00  
 Certainty level for MDA and flags: 95.00%  
 High Voltage Setting: 1410

Application Revision: 3  
 Application Version: Standard

Alpha efficiency log file: pu239ab  
 Alpha Efficiency: 42.75%  
 Alpha to Beta Crosstalk: 5.85%  
 Alpha Background (CPM): 0.185714286  
 Alpha Correction Factor: 1.000

Beta efficiency log file: tc99ab  
 Beta Efficiency: 36.84%  
 Beta into Alpha Crosstalk: 0.03%  
 Beta Background (CPM): 1.392857143  
 Beta Correction Factor: 1.000

Batch ID: Blairsville 1-29-1

Carrier	Alpha Activity				Beta Activity				Count time (min)	Alpha CPM	Beta CPM	Completion Date - Time
	DPM	$\sigma$	flags	MDA	DPM	$\sigma$	flags	MDA				
1	1.905	1.66	<AL	5.53	3.00	3.05	<MDA	11.18	2.00	0.814	1.11	11/2/94 7:35
2	-0.434	1.17	<MDA	5.53	4.36	3.34	<AL	11.18	2.00	-0.186	1.61	11/2/94 7:37
3	0.735	1.17	<MDA	5.53	3.00	3.05	<MDA	11.18	2.00	0.314	1.11	11/2/94 7:39
4	0.735	1.17	<MDA	5.53	0.29	2.37	<MDA	11.18	2.00	0.314	0.11	11/2/94 7:41
5	1.905	1.66	<AL	5.53	-2.42	1.38	<MDA	11.18	2.00	0.814	-0.89	11/2/94 7:43
6	0.735	1.17	<MDA	5.53	4.36	3.34	<AL	11.18	2.00	0.314	1.61	11/2/94 7:46
7	0.735	1.17	<MDA	5.53	1.65	2.73	<MDA	11.18	2.00	0.314	0.61	11/2/94 7:48
8	-0.434	1.17	<MDA	5.53	3.00	3.05	<MDA	11.18	2.00	-0.186	1.11	11/2/94 7:50
9	-0.434	1.17	<MDA	5.53	1.65	2.73	<MDA	11.18	2.00	-0.186	0.61	11/2/94 7:52
10	0.735	1.17	<MDA	5.53	1.65	2.73	<MDA	11.18	2.00	0.314	0.61	11/2/94 7:54
11	0.735	1.17	<MDA	5.53	4.36	3.34	<AL	11.18	2.00	0.314	1.61	11/2/94 7:57
12	-0.434	1.17	<MDA	5.53	3.00	3.05	<MDA	11.18	2.00	-0.186	1.11	11/2/94 7:59
13	-0.434	1.17	<MDA	5.53	7.08	3.85	<AL	11.18	2.00	-0.186	2.61	11/2/94 8:01
14	0.735	1.17	<MDA	5.53	5.72	3.60	<AL	11.18	2.00	0.314	2.11	11/2/94 8:03
15	0.735	1.17	<MDA	5.53	3.00	3.05	<MDA	11.18	2.00	0.314	1.11	11/2/94 8:05
16	0.735	1.17	<MDA	5.53	0.29	2.37	<MDA	11.18	2.00	0.314	0.11	11/2/94 8:08
17	-0.434	1.17	<MDA	5.53	-1.07	1.94	<MDA	11.18	2.00	-0.186	-0.39	11/2/94 8:10
18	0.735	1.17	<MDA	5.53	-1.07	1.94	<MDA	11.18	2.00	0.314	-0.39	11/2/94 8:12
19	0.735	1.17	<MDA	5.53	7.08	3.85	<AL	11.18	2.00	0.314	2.61	11/2/94 8:14
20	1.905	1.66	<AL	5.53	0.29	2.37	<MDA	11.18	2.00	0.814	0.11	11/2/94 8:16
21	-0.434	1.17	<MDA	5.53	4.36	3.34	<AL	11.18	2.00	-0.186	1.61	11/2/94 8:19
22	-0.434	1.17	<MDA	5.53	-2.42	1.38	<MDA	11.18	2.00	-0.186	-0.89	11/2/94 8:21
23	-0.434	1.17	<MDA	5.53	0.29	2.37	<MDA	11.18	2.00	-0.186	0.11	11/2/94 8:23
24	-0.434	1.17	<MDA	5.53	1.65	2.73	<MDA	11.18	2.00	-0.186	0.61	11/2/94 8:25

**LB5100-W Low Background Counting System – Smear Analysis**

Date: 11/10/94  
 Counting Unit Id: 1  
 Data file name: C:\LBXL\UNIT1\B01-012.XLD  
 Batch Ended: 11/2/94 8:43  
 Crosstalk Correction: Not Applied

Alpha activity action level (DPM): 20.00  
 Beta activity action level (DPM): 200.00  
 Certainty level for MDA and flags: 95.00%  
 High Voltage Setting: 1410

Application Revision: 3  
 Application Version: Standard

Alpha efficiency log file: pu239ab  
 Alpha Efficiency: 42.75%  
 Alpha to Beta Crosstalk: 5.85%  
 Alpha Background (CPM): 0.185714286  
 Alpha Correction Factor: 1.000

Beta efficiency log file: tc99ab  
 Beta Efficiency: 36.84%  
 Beta into Alpha Crosstalk: 0.03%  
 Beta Background (CPM): 1.392857143  
 Beta Correction Factor: 1.000

Batch ID: Blairsville 1-29-1

Carrier	Alpha Activity				Beta Activity				Count time (min)	Alpha CPM	Beta CPM	Completion Date - Time
	DPM	$\sigma$	flags	MDA	DPM	$\sigma$	flags	MDA				
25	0.735	1.17	<MDA	5.53	-2.42	1.38	<MDA	11.18	2.00	0.314	-0.89	11/2/94 8:27
26	-0.434	1.17	<MDA	5.53	-2.42	1.38	<MDA	11.18	2.00	-0.186	-0.89	11/2/94 8:30
27	-0.434	1.17	<MDA	5.53	1.65	2.73	<MDA	11.18	2.00	-0.186	0.61	11/2/94 8:32
28	-0.434	1.17	<MDA	5.53	-1.07	1.94	<MDA	11.18	2.00	-0.186	-0.39	11/2/94 8:34
29	-0.434	1.17	<MDA	5.53	4.36	3.34	<AL	11.18	2.00	-0.186	1.61	11/2/94 8:36
30	-0.434	1.17	<MDA	5.53	3.00	3.05	<MDA	11.18	2.00	-0.186	1.11	11/2/94 8:38
31	0.735	1.17	<MDA	5.53	0.29	2.37	<MDA	11.18	2.00	0.314	0.11	11/2/94 8:41
32	-0.434	1.17	<MDA	5.53	-1.07	1.94	<MDA	11.18	2.00	-0.186	-0.39	11/2/94 8:43



# Blairsville Point Survey Form #003

Survey Serial #:	01-013
Survey Section:	1
Survey Unit:	24B
Survey Sub-unit:	1

Alpha Survey Instruments				
Inst. S/N	Inst. Code	Eff. %	Corr. Fac.	Bkg. CPM
1517	7	19.7	5.08	3


Beta Survey Instruments				
Inst. S/N	Inst. Code	Eff. %	Corr. Fac.	Bkg. CPM
1595	12	31.8	3.14	334

Gamma or Beta/Gamma Instruments			
Inst. S/N	Inst. Code	Bkg.	Detection Type
234	23	5	Gamma
1522	22	0.019	Beta / Gamma

Classification:	3
Survey Type:	Lower

Alpha Counting Instruments				
Inst. S/N	Inst. Code	Eff. %	Corr. Fac.	Bkg. CPM
13295	2	42.75	2.34	0.19

Beta Counting Instruments				
Inst. S/N	Inst. Code	Eff. %	Corr. Fac.	Bkg. CPM
13295	3	36.84	2.71	1.39

Surveyor:	V. Taylor / L. Smith
Signature:	

Surface Description	Coordinates		Gamma at 1m uR/hr	Gamma Inst. Code	Beta/Gamma Contact mR/hr	Beta/Gamma Code	Contact Gross 1 min. Count Alpha	Alpha Inst. Code	Contact Gross 1 min. Count Beta	Beta Inst. Code	Scan Contact Gross CPM		Removable DPM/100 cm2 Alpha	Alpha Count Code	Removable DPM/100 cm2 Beta	Beta Count Code	Comments
	X	Y									Max Beta	Avg Beta					
	Floor	4									0	5					
Floor	6	0	5	23	0.013	22	3	7	372	12	400	320	-0.43	2	1.65	3	Concrete
Floor	8	0	5	23	0.012	22	3	7	350	12	301	230	-0.43	2	3.00	3	Concrete
Floor	10	0	5	23	0.016	22	3	7	375	12	393	330	1.90	2	-2.42	3	Concrete
Floor	2	-2	5	23	0.011	22	2	7	361	12	371	280	4.24	2	3.00	3	Concrete
Floor	4	-2	5	23	0.009	22	2	7	395	12	396	250	1.90	2	-1.07	3	Concrete
Floor	6	-2	5.5	23	0.015	22	1	7	329	12	409	320	0.74	2	-2.42	3	Concrete
Floor	8	-2	5	23	0.008	22	2	7	365	12	382	330	-0.43	2	4.36	3	Concrete
Floor	1	-4	6	23	0.016	22	1	7	338	12	403	320	0.74	2	1.65	3	Concrete
Floor	3	-4	5	23	0.015	22	1	7	339	12	371	305	0.74	2	1.65	3	Concrete
Floor	5	-4	5	23	0.014	22	6	7	361	12	445	330	-0.43	2	0.29	3	Concrete
Floor	7	-4	5	23	0.019	22	1	7	358	12	406	340	-0.43	2	4.36	3	Concrete
Floor	2	-6	5	23	0.026	22	3	7	361	12	412	300	-0.43	2	3.00	3	Concrete
Floor	4	-6	5	23	0.014	22	6	7	347	12	432	390	-0.43	2	7.08	3	Concrete
Floor	6	-6	6	23	0.011	22	2	7	330	12	405	260	0.74	2	4.36	3	Concrete
Floor	8	-6	5	23	0.009	22	3	7	316	12	450	320	-0.43	2	4.36	3	Concrete
Floor	1	-8	5	23	0.013	22	2	7	356	12	338	310	0.74	2	4.36	3	Concrete
Floor	3	-8	4.5	23	0.012	22	3	7	335	12	384	305	-0.43	2	-1.07	3	Concrete
Floor	5	-8	5	23	0.018	22	5	7	370	12	390	310	0.74	2	4.36	3	Concrete
Floor	7	-8	5	23	0.01	22	6	7	372	12	411	330	1.90	2	-1.07	3	Concrete
Floor	9	-8	6	23	0.008	22	5	7	347	12	379	290	3.07	2	3.00	3	Concrete
Floor	14	-8	5	23	0.017	22	1	7	354	12	499	320	0.74	2	1.65	3	Concrete
Floor	16	-8	5	23	0.018	22	8	7	351	12	348	310	-0.43	2	5.72	3	Concrete

## Blairsville Point Survey Form #003

Survey Serial #:	01-013
Survey Section:	1
Survey Unit:	24B
Survey Sub-unit:	1

Alpha Survey Instruments				
Inst. S/N	Inst. Code	Eff. %	Corr. Fac.	Bkg. CPM
1517	7	19.7	5.08	3


Beta Survey Instruments				
Inst. S/N	Inst. Code	Eff. %	Corr. Fac.	Bkg. CPM
1595	12	31.8	3.14	334

Gamma or Beta/Gamma Instruments			
Inst. S/N	Inst. Code	Bkg.	Detection Type
234	23	5	Gamma
1522	22	0.019	Beta / Gamma

Classification:	3
Survey Type:	Lower

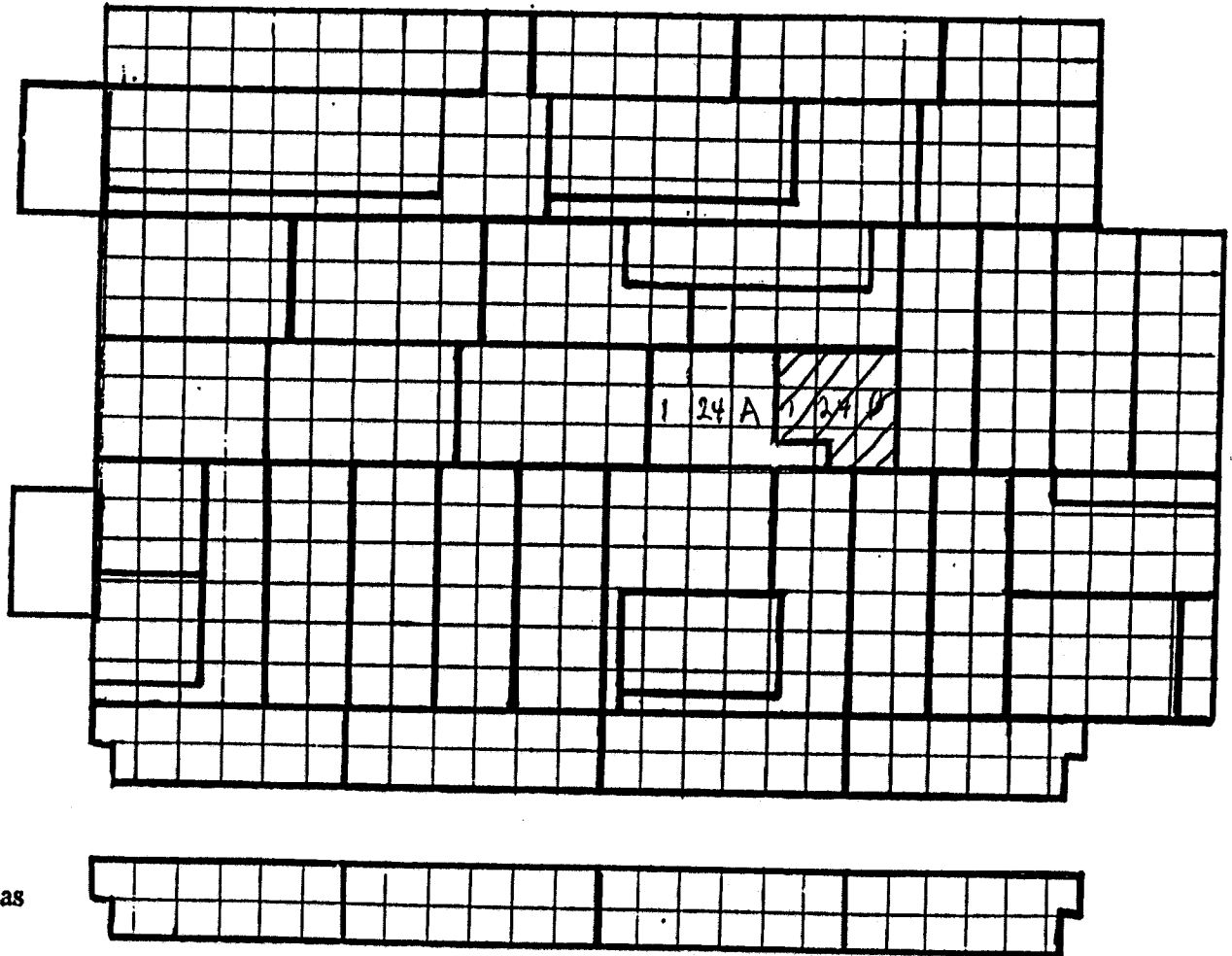
Alpha Counting Instruments				
Inst. S/N	Inst. Code	Eff. %	Corr. Fac.	Bkg. CPM
13295	2	42.75	2.34	0.19

Beta Counting Instruments				
Inst. S/N	Inst. Code	Eff. %	Corr. Fac.	Bkg. CPM
13295	3	36.84	2.71	1.39

Surveyor:	V. Taylor / L. Smith
Signature:	

Surface Description	Coordinates		Gamma at 1m uR/hr	Gamma Inst. Code	Beta/Gamma Contact mR/hr	Beta/Gamma Code	Contact Gross 1 min. Count Alpha	Alpha Inst. Code	Contact Gross 1 min. Count Beta	Beta Inst. Code	Scan Contact Gross CPM		Removable DPM/100 cm2 Alpha	Alpha Count Code	Removable DPM/100 cm2 Beta	Beta Count Code	Comments
											Max Beta	Avg Beta					
	X	Y															
Floor	2	-10	5	23	0.022	22	9	7	312	12	377	280	0.74	2	4.36	3	Concrete
Floor	6	-10	6	23	0.027	22	2	7	372	12	406	330	-0.43	2	1.65	3	Concrete
Floor	8	-10	5	23	0.017	22	5	7	361	12	464	290	-0.43	2	-1.07	3	Concrete
Floor	12	-10	5	23	0.009	22	1	7	328	12	376	310	-0.43	2	-1.07	3	Concrete
Floor	14	-10	6	23	0.015	22	5	7	343	12	420	300	-0.43	2	-1.07	3	Concrete
Floor	16	-10	6	23	0.022	22	4	7	338	12	340	290	0.74	2	3.00	3	Concrete
Floor	6	-12	5	23	0.014	22	1	7	346	12	372	320	0.74	2	3.00	3	Concrete
Floor	6	-14	5	23	0.009	22	3	7	343	12	464	290	-0.43	2	4.36	3	Concrete

# SURVEY UNITS FOR SECTION ONE



Second Floor Areas

MAIN BUILDING  
SMP  
BLAIRSVILLE SITE

**LB5100-W Low Background Counting System -- Smear Analysis**

Date: 11/10/94  
 Counting Unit id: 1  
 Data file name: C:\LBXL\UNIT1\B01-013.XLD  
 Batch Ended: 11/8/94 14:43  
 Crosstalk Correction: Not Applied

Alpha activity action level (DPM): 20.00  
 Beta activity action level (DPM): 200.00  
 Certainty level for MDA and flags: 95.00%  
 High Voltage Setting: 1410

Application Revision: 3  
 Application Version: Standard

Alpha efficiency log file: pu239ab  
 Alpha Efficiency: 42.75%  
 Alpha to Beta Crosstalk: 5.85%  
 Alpha Background (CPM): 0.185714286  
 Alpha Correction Factor: 1.000

Beta efficiency log file: tc99ab  
 Beta Efficiency: 36.84%  
 Beta into Alpha Crosstalk: 0.03%  
 Beta Background (CPM): 1.392857143  
 Beta Correction Factor: 1.000

Batch ID: Blairsville 1-24b-1

Carrier	Alpha Activity				Beta Activity				Count time (min)	Alpha CPM	Beta CPM	Completion Date - Time
	DPM	$\sigma$	flags	MDA	DPM	$\sigma$	flags	MDA				
1	0.735	1.17	<MDA	5.53	3.00	3.05	<MDA	11.18	2.00	0.314	1.11	11/8/94 13:34
2	-0.434	1.17	<MDA	5.53	1.65	2.73	<MDA	11.18	2.00	-0.186	0.61	11/8/94 13:37
3	-0.434	1.17	<MDA	5.53	3.00	3.05	<MDA	11.18	2.00	-0.186	1.11	11/8/94 13:39
4	1.905	1.66	<AL	5.53	-2.42	1.38	<MDA	11.18	2.00	0.814	-0.89	11/8/94 13:41
5	4.244	2.34	<AL	5.53	3.00	3.05	<MDA	11.18	2.00	1.814	1.11	11/8/94 13:43
6	1.905	1.66	<AL	5.53	-1.07	1.94	<MDA	11.18	2.00	0.814	-0.39	11/8/94 13:45
7	0.735	1.17	<MDA	5.53	-2.42	1.38	<MDA	11.18	2.00	0.314	-0.89	11/8/94 13:48
8	-0.434	1.17	<MDA	5.53	4.36	3.34	<AL	11.18	2.00	-0.186	1.61	11/8/94 13:50
9	0.735	1.17	<MDA	5.53	1.65	2.73	<MDA	11.18	2.00	0.314	0.61	11/8/94 13:52
10	0.735	1.17	<MDA	5.53	1.65	2.73	<MDA	11.18	2.00	0.314	0.61	11/8/94 13:54
11	-0.434	1.17	<MDA	5.53	0.29	2.37	<MDA	11.18	2.00	-0.186	0.11	11/8/94 13:56
12	-0.434	1.17	<MDA	5.53	4.36	3.34	<AL	11.18	2.00	-0.186	1.61	11/8/94 13:59
13	-0.434	1.17	<MDA	5.53	3.00	3.05	<MDA	11.18	2.00	-0.186	1.11	11/8/94 14:01
14	-0.434	1.17	<MDA	5.53	7.08	3.85	<AL	11.18	2.00	-0.186	2.61	11/8/94 14:03
15	0.735	1.17	<MDA	5.53	4.36	3.34	<AL	11.18	2.00	0.314	1.61	11/8/94 14:05
16	-0.434	1.17	<MDA	5.53	4.36	3.34	<AL	11.18	2.00	-0.186	1.61	11/8/94 14:07
17	0.735	1.17	<MDA	5.53	4.36	3.34	<AL	11.18	2.00	0.314	1.61	11/8/94 14:10
18	-0.434	1.17	<MDA	5.53	-1.07	1.94	<MDA	11.18	2.00	-0.186	-0.39	11/8/94 14:12
19	0.735	1.17	<MDA	5.53	4.36	3.34	<AL	11.18	2.00	0.314	1.61	11/8/94 14:14
20	1.905	1.66	<AL	5.53	-1.07	1.94	<MDA	11.18	2.00	0.814	-0.39	11/8/94 14:16
21	3.074	2.03	<AL	5.53	3.00	3.05	<MDA	11.18	2.00	1.314	1.11	11/8/94 14:18
22	0.735	1.17	<MDA	5.53	1.65	2.73	<MDA	11.18	2.00	0.314	0.61	11/8/94 14:20
23	-0.434	1.17	<MDA	5.53	5.72	3.60	<AL	11.18	2.00	-0.186	2.11	11/8/94 14:23
24	0.735	1.17	<MDA	5.53	4.36	3.34	<AL	11.18	2.00	0.314	1.61	11/8/94 14:25

**LB5100-W Low Background Counting System -- Smear Analysis**

Date: 11/10/94  
 Counting Unit id: 1  
 Data file name: C:\LBXLU\UNIT1\B01-013.XLD  
 Batch Ended: 11/8/94 14:43  
 Crosstalk Correction: Not Applied

Alpha activity action level (DPM): 20.00  
 Beta activity action level (DPM): 200.00  
 Certainty level for MDA and flags: 95.00%  
 High Voltage Setting: 1410

Application Revision: 3  
 Application Version: Standard

Alpha efficiency log file: pu239ab  
 Alpha Efficiency: 42.75%  
 Alpha to Beta Crosstalk: 5.85%  
 Alpha Background (CPM): 0.185714286  
 Alpha Correction Factor: 1.000

Beta efficiency log file: tc99ab  
 Beta Efficiency: 36.84%  
 Beta into Alpha Crosstalk: 0.03%  
 Beta Background (CPM): 1.392857143  
 Beta Correction Factor: 1.000

Batch ID: Blairsville 1-24b-1

Carrier	Alpha Activity				Beta Activity				Count time (min)	Alpha CPM	Beta CPM	Completion Date - Time
	DPM	$\sigma$	flags	MDA	DPM	$\sigma$	flags	MDA				
25	-0.434	1.17	<MDA	5.53	1.65	2.73	<MDA	11.18	2.00	-0.186	0.61	11/8/94 14:27
26	-0.434	1.17	<MDA	5.53	-1.07	1.94	<MDA	11.18	2.00	-0.186	-0.39	11/8/94 14:29
27	-0.434	1.17	<MDA	5.53	-1.07	1.94	<MDA	11.18	2.00	-0.186	-0.39	11/8/94 14:32
28	-0.434	1.17	<MDA	5.53	-1.07	1.94	<MDA	11.18	2.00	-0.186	-0.39	11/8/94 14:34
29	0.735	1.17	<MDA	5.53	3.00	3.05	<MDA	11.18	2.00	0.314	1.11	11/8/94 14:36
30	0.735	1.17	<MDA	5.53	3.00	3.05	<MDA	11.18	2.00	0.314	1.11	11/8/94 14:38
31	-0.434	1.17	<MDA	5.53	4.36	3.34	<AL	11.18	2.00	-0.186	1.61	11/8/94 14:40
32	-0.434	1.17	<MDA	5.53	0.29	2.37	<MDA	11.18	2.00	-0.186	0.11	11/8/94 14:43

# Blairsville Point Survey Form #003

Survey Serial #:	01-014
Survey Section:	1
Survey Unit:	24A
Survey Sub-unit:	1

Alpha Survey Instruments				
Inst. S/N	Inst. Code	Eff. %	Corr. Fac.	Bkg. CPM
1517	7	19.7	5.08	1


Beta Survey Instruments				
Inst. S/N	Inst. Code	Eff. %	Corr. Fac.	Bkg. CPM
1595	12	31.8	3.14	357

Gamma or Beta/Gamma Instruments			
Inst. S/N	Inst. Code	Bkg.	Detection Type
234	23	5	Gamma
1522	22	0.011	Beta / Gamma

Classification:	3
Survey Type:	Lower
Survey Date:	11/1/94
Count Date:	11/8/94

Alpha Counting Instruments				
Inst. S/N	Inst. Code	Eff. %	Corr. Fac.	Bkg. CPM
13295	2	42.75	2.34	0.19

Beta Counting Instruments				
Inst. S/N	Inst. Code	Eff. %	Corr. Fac.	Bkg. CPM
13295	3	36.84	2.71	1.39

Surveyor:	V. Taylor / J. Shoemaker
Signature:	

Surface Description	Coordinates		Gamma at 1m	Gamma Inst.	Beta/Gamma Contact	Beta/Gamma	Contact Gross 1 min. Count	Alpha Inst.	Contact Gross 1 min. Count	Beta Inst.	Scan Contact Gross CPM		Removable DPM/100 cm2	Alpha Count	Removable DPM/100 cm2	Beta Count	Comments
	X	Y	uR/hr	Code	mR/hr	Code	Alpha	Beta	Code	Max Beta	Avg Beta	Alpha	Beta	Code	Code		
Floor	2	0	4	23	0.015	22	3	7	389	12	426	265	-0.43	2	3.00	3	Concrete
Floor	4	0	5	23	0.016	22	1	7	379	12	439	250	0.74	2	3.00	3	Concrete
Floor	6	0	5	23	0.018	22	2	7	388	12	400	260	-0.43	2	-1.07	3	Concrete
Floor	8	0	6	23	0.019	22	1	7	372	12	431	280	-0.43	2	5.72	3	Concrete - painted
Floor	10	0	6	23	0.012	22	1	7	346	12	414	265	-0.43	2	4.36	3	Concrete - painted
Floor	12	0	6	23	0.011	22	2	7	353	12	356	250	0.74	2	1.65	3	Concrete - painted
Floor	2	-2	5	23	0.013	22	2	7	315	12	353	250	-0.43	2	0.29	3	Concrete
Floor	4	-2	5	23	0.017	22	1	7	377	12	474	270	-0.43	2	7.08	3	Concrete
Floor	6	-2	4	23	0.017	22	1	7	363	12	387	260	0.74	2	0.29	3	Concrete
Floor	8	-2	5	23	0.013	22	1	7	341	12	348	250	1.90	2	-2.42	3	Concrete - painted
Floor	12	-2	5	23	0.018	22	1	7	398	12	384	260	0.74	2	0.29	3	Concrete - painted
Floor	2	-4	6	23	0.01	22	4	7	330	12	363	260	0.74	2	4.36	3	Concrete
Floor	4	-4	5	23	0.016	22	2	7	337	12	369	260	-0.43	2	5.72	3	Concrete
Floor	8	-4	5	23	0.015	22	2	7	346	12	343	270	1.90	2	4.36	3	Concrete - painted
Floor	2	-6	5	23	0.011	22	4	7	348	12	374	260	0.74	2	1.65	3	Concrete
Floor	4	-6	6	23	0.015	22	1	7	342	12	448	280	0.74	2	0.29	3	Concrete
Floor	6	-6	5	23	0.019	22	3	7	307	12	408	280	-0.43	2	4.36	3	Concrete
Floor	10	-6	4	23	0.012	22	2	7	300	12	430	270	0.74	2	-2.42	3	Concrete - painted
Floor	12	-6	6	23	0.012	22	1	7	397	12	352	235	0.74	2	0.29	3	Concrete - painted
Floor	2	-8	4	23	0.014	22	4	7	329	12	405	260	0.74	2	4.36	3	Concrete
Floor	4	-8	5	23	0.01	22	1	7	370	12	385	260	0.74	2	5.72	3	Concrete
Floor	8	-8	5	23	0.016	22	2	7	286	12	431	265	-0.43	2	0.29	3	Concrete - painted
Floor	10	-8	4	23	0.011	22	2	7	297	12	397	270	-0.43	2	3.00	3	Concrete - painted

## Blairsville Point Survey Form #003

Survey Serial #:	01-014
------------------	--------

Survey Section:	1
-----------------	---

Survey Unit:	24A
--------------	-----

Survey Sub-unit:	1
------------------	---

Classification:	3
-----------------	---

Survey Type:	Lower
--------------	-------

Survey Date:	11/1/94
--------------	---------

Count Date:	11/8/94
-------------	---------


Alpha Survey Instruments				
Inst. S/N	Inst. Code	Eff. %	Corr. Fac.	Bkg. CPM
1517	7	19.7	5.08	1

Beta Survey Instruments				
Inst. S/N	Inst. Code	Eff. %	Corr. Fac.	Bkg. CPM
1595	12	31.8	3.14	357

Gamma or Beta/Gamma Instruments			
Inst. S/N	Inst. Code	Bkg.	Detection Type
234	23	5	Gamma
1522	22	0.011	Beta / Gamma

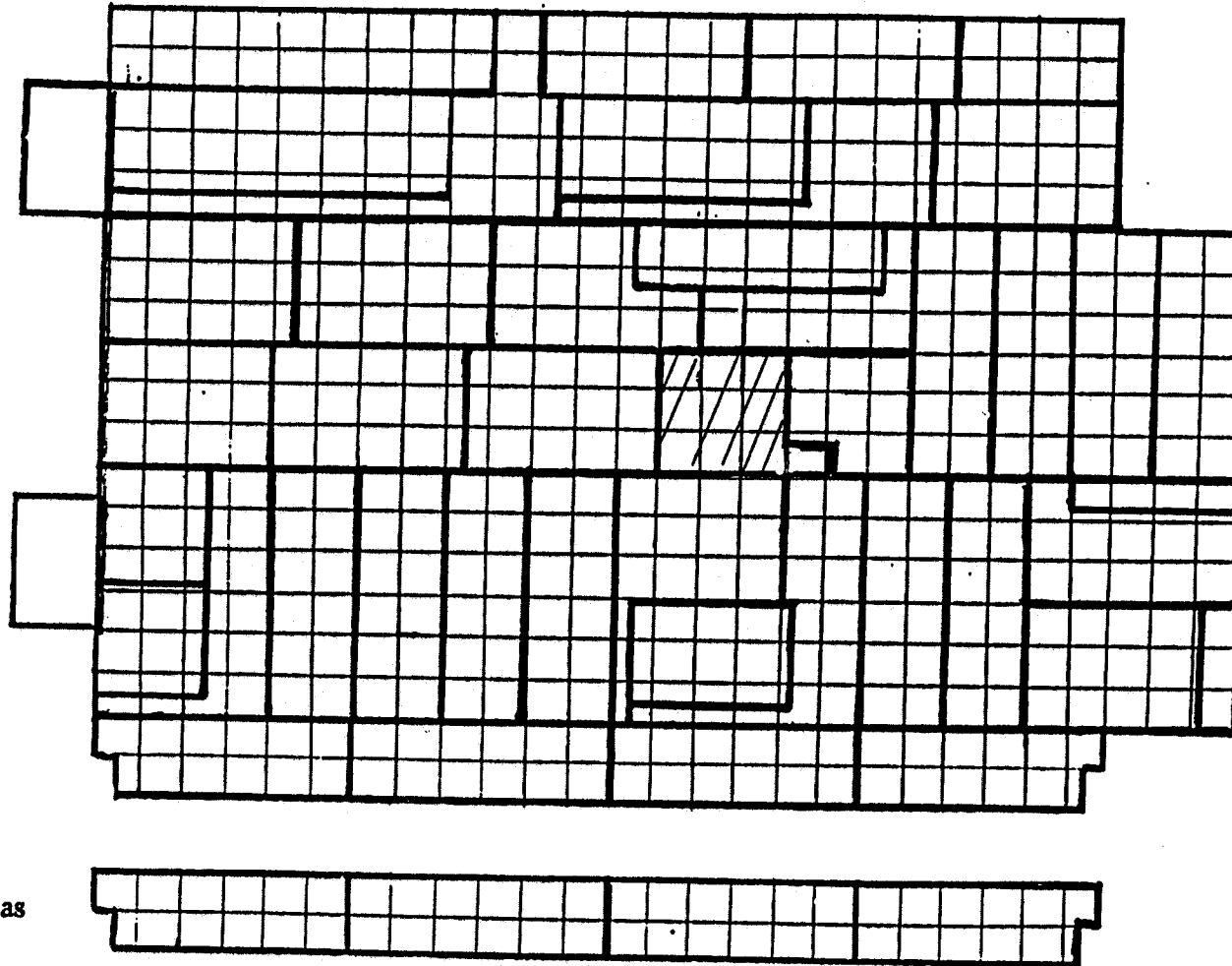
Alpha Counting Instruments				
Inst. S/N	Inst. Code	Eff. %	Corr. Fac.	Bkg. CPM
13295	2	42.75	2.34	0.19

Beta Counting Instruments				
Inst. S/N	Inst. Code	Eff. %	Corr. Fac.	Bkg. CPM
13295	3	36.84	2.71	1.39

Surveyor:	V. Taylor / J. Shoemaker
Signature:	

Surface Description	Coordinates		Gamma at 1m uR/hr	Gamma Inst. Code	Beta/Gamma Contact mR/hr	Beta/Gamma Code	Contact Gross 1 min. Count Alpha	Alpha Inst. Code	Contact Gross 1 min. Count Beta	Beta Inst. Code	Scan Contact Gross CPM		Removable DPM/100 cm2 Alpha	Alpha Count Code	Removable DPM/100 cm2 Beta	Beta Count Code	Comments
	X	Y									Max Beta	Avg Beta					
	Floor	2									-10	5					
Floor	6	-10	6	23	0.022	22	2	7	310	12	428	280	-0.43	2	5.72	3	Concrete
Floor	8	-10	4	23	0.011	22	4	7	271	12	414	275	-0.43	2	-2.42	3	Concrete - painted
Floor	10	-10	5	23	0.019	22	2	7	280	12	450	290	-0.43	2	-1.07	3	Concrete - painted
Floor	12	-10	5	23	0.017	22	2	7	300	12	454	290	1.90	2	0.29	3	Concrete - painted
Floor	2	-12	4	23	0.01	22	4	7	309	12	477	300	0.74	2	3.00	3	Concrete
Floor	4	-12	6	23	0.016	22	1	7	337	12	435	290	-0.43	2	5.72	3	Concrete
Floor	8	-12	6	23	0.02	22	3	7	294	12	414	280	0.74	2	1.65	3	Concrete - painted

# SURVEY UNITS FOR SECTION ONE



Second Floor Areas

MAIN BUILDING  
SMP  
BLAIRSVILLE SITE

#CAD00538



**LB5100-W Low Background Counting System – Smear Analysis**

Date: 11/10/94  
 Counting Unit id: 1  
 Data file name: C:\LBXL\UNIT1\B01-014.XLD  
 Batch Ended: 11/8/94 15:51  
 Crosstalk Correction: Not Applied

Alpha activity action level (DPM): 20.00  
 Beta activity action level (DPM): 200.00  
 Certainty level for MDA and flags: 95.00%  
 High Voltage Setting: 1410

Application Revision: 3  
 Application Version: Standard

Batch ID: Blairsville 1-24a-1

Alpha efficiency log file: pu239ab Alpha Efficiency: 42.75% Alpha to Beta Crosstalk: 5.85% Alpha Background (CPM): 0.185714286 Alpha Correction Factor: 1.000
Beta efficiency log file: tc99ab Beta Efficiency: 36.84% Beta into Alpha Crosstalk: 0.03% Beta Background (CPM): 1.392857143 Beta Correction Factor: 1.000

Carrier	Alpha Activity				Beta Activity				Count time (min)	Alpha CPM	Beta CPM	Completion Date - Time
	DPM	$\sigma$	flags	MDA	DPM	$\sigma$	flags	MDA				
33	-0.434	1.17	<MDA	5.53	3.00	3.05	<MDA	11.18	2.00	-0.186	1.11	11/8/94 14:45
34	0.735	1.17	<MDA	5.53	3.00	3.05	<MDA	11.18	2.00	0.314	1.11	11/8/94 14:47
35	-0.434	1.17	<MDA	5.53	-1.07	1.94	<MDA	11.18	2.00	-0.186	-0.39	11/8/94 14:49
36	-0.434	1.17	<MDA	5.53	5.72	3.60	<AL	11.18	2.00	-0.186	2.11	11/8/94 14:51
37	-0.434	1.17	<MDA	5.53	4.36	3.34	<AL	11.18	2.00	-0.186	1.61	11/8/94 14:54
38	0.735	1.17	<MDA	5.53	1.65	2.73	<MDA	11.18	2.00	0.314	0.61	11/8/94 14:56
39	-0.434	1.17	<MDA	5.53	0.29	2.37	<MDA	11.18	2.00	-0.186	0.11	11/8/94 14:58
40	-0.434	1.17	<MDA	5.53	7.08	3.85	<AL	11.18	2.00	-0.186	2.61	11/8/94 15:00
41	0.735	1.17	<MDA	5.53	0.29	2.37	<MDA	11.18	2.00	0.314	0.11	11/8/94 15:02
42	1.905	1.66	<AL	5.53	-2.42	1.38	<MDA	11.18	2.00	0.814	-0.89	11/8/94 15:05
43	0.735	1.17	<MDA	5.53	0.29	2.37	<MDA	11.18	2.00	0.314	0.11	11/8/94 15:07
44	0.735	1.17	<MDA	5.53	4.36	3.34	<AL	11.18	2.00	0.314	1.61	11/8/94 15:09
45	-0.434	1.17	<MDA	5.53	5.72	3.60	<AL	11.18	2.00	-0.186	2.11	11/8/94 15:11
46	1.905	1.66	<AL	5.53	4.36	3.34	<AL	11.18	2.00	0.814	1.61	11/8/94 15:13
47	0.735	1.17	<MDA	5.53	1.65	2.73	<MDA	11.18	2.00	0.314	0.61	11/8/94 15:16
48	0.735	1.17	<MDA	5.53	0.29	2.37	<MDA	11.18	2.00	0.314	0.11	11/8/94 15:18
49	-0.434	1.17	<MDA	5.53	4.36	3.34	<AL	11.18	2.00	-0.186	1.61	11/8/94 15:20
50	0.735	1.17	<MDA	5.53	-2.42	1.38	<MDA	11.18	2.00	0.314	-0.89	11/8/94 15:22
51	0.735	1.17	<MDA	5.53	0.29	2.37	<MDA	11.18	2.00	0.314	0.11	11/8/94 15:24
52	0.735	1.17	<MDA	5.53	4.36	3.34	<AL	11.18	2.00	0.314	1.61	11/8/94 15:27
53	0.735	1.17	<MDA	5.53	5.72	3.60	<AL	11.18	2.00	0.314	2.11	11/8/94 15:29
54	-0.434	1.17	<MDA	5.53	0.29	2.37	<MDA	11.18	2.00	-0.186	0.11	11/8/94 15:31
55	-0.434	1.17	<MDA	5.53	3.00	3.05	<MDA	11.18	2.00	-0.186	1.11	11/8/94 15:33
56	-0.434	1.17	<MDA	5.53	7.08	3.85	<AL	11.18	2.00	-0.186	2.61	11/8/94 15:35

**LB5100-W Low Background Counting System -- Smear Analysis**

Date: 11/10/94  
 Counting Unit id: 1  
 Data file name: C:\LBXL\UNIT1\B01-014.XLD  
 Batch Ended: 11/8/94 15:51  
 Crosstalk Correction: Not Applied

Alpha activity action level (DPM): 20.00  
 Beta activity action level (DPM): 200.00  
 Certainty level for MDA and flags: 95.00%  
 High Voltage Setting: 1410

Application Revision: 3  
 Application Version: Standard

Alpha efficiency log file: pu239ab Alpha Efficiency: 42.75% Alpha to Beta Crosstalk: 5.85% Alpha Background (CPM): 0.185714286 Alpha Correction Factor: 1.000			
Beta efficiency log file: tc99ab Beta Efficiency: 36.84% Beta into Alpha Crosstalk: 0.03% Beta Background (CPM): 1.392857143 Beta Correction Factor: 1.000			
Count time (min)	Alpha CPM	Beta CPM	Completion Date - Time
2.00	-0.186	2.11	11/8/94 15:38
2.00	-0.186	-0.89	11/8/94 15:40
2.00	-0.186	-0.39	11/8/94 15:42
2.00	0.814	0.11	11/8/94 15:44
2.00	0.314	1.11	11/8/94 15:46
2.00	-0.186	2.11	11/8/94 15:49
2.00	0.314	0.61	11/8/94 15:51

Batch ID: Blairsville 1-24a-1

Carrier	Alpha Activity				Beta Activity			
	DPM	$\sigma$	flags	MDA	DPM	$\sigma$	flags	MDA
57	-0.434	1.17	<MDA	5.53	5.72	3.60	<AL	11.18
58	-0.434	1.17	<MDA	5.53	-2.42	1.38	<MDA	11.18
59	-0.434	1.17	<MDA	5.53	-1.07	1.94	<MDA	11.18
60	1.905	1.66	<AL	5.53	0.29	2.37	<MDA	11.18
61	0.735	1.17	<MDA	5.53	3.00	3.05	<MDA	11.18
62	-0.434	1.17	<MDA	5.53	5.72	3.60	<AL	11.18
63	0.735	1.17	<MDA	5.53	1.65	2.73	<MDA	11.18

# Blairsville Point Survey Form #003

Survey Serial #:	01-015
------------------	--------

Survey Section:	1
-----------------	---

Survey Unit:	27
--------------	----

Survey Sub-unit:	1
------------------	---

Classification:	3
-----------------	---

Survey Type:	Lower
--------------	-------

Survey Date:	11/2/94
--------------	---------

Count Date:	11/8/94
-------------	---------

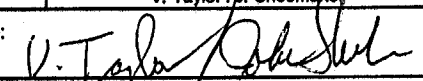
Alpha Survey Instruments				
Inst. S/N	Inst. Code	Eff. %	Corr. Fac.	Bkg. CPM
1517	7	19.7	5.08	2

Beta Survey Instruments				
Inst. S/N	Inst. Code	Eff. %	Corr. Fac.	Bkg. CPM
1595	12	31.8	3.14	346

Gamma or Beta/Gamma Instruments			
Inst. S/N	Inst. Code	Bkg.	Detection Type
234	23	7	Gamma
1522	22	0.012	Beta / Gamma

Alpha Counting Instruments				
Inst. S/N	Inst. Code	Eff. %	Corr. Fac.	Bkg. CPM
13295	2	42.75	2.34	0.19

Beta Counting Instruments				
Inst. S/N	Inst. Code	Eff. %	Corr. Fac.	Bkg. CPM
13295	3	36.84	2.71	1.39

Surveyor:	V. Taylor / J. Shoemaker
Signature:	

Surface Description	Coordinates		Gamma at 1m	Gamma Inst.	Beta/Gamma Contact	Beta/Gamma Code	Contact Gross 1 min. Count	Alpha Inst.	Contact Gross 1 min. Count	Beta Inst.	Scan Contact Gross CPM		Removable DPM/100 cm2	Alpha Count	Removable DPM/100 cm2	Beta Count	Comments
	X	Y	uR/hr	Code	mR/hr	Code	Alpha	Code	Beta	Code	Max Beta	Avg Beta	Alpha	Code	Beta	Code	
	Floor	10	0	7	23	0.015	22	4	7	375	12	445	280	1.90	2	-1.07	
Floor	10	-2	7	23	0.018	22	2	7	367	12	386	270	-0.43	2	-1.07	3	Concrete
Floor	14	-2	5	23	0.015	22	1	7	358	12	350	250	1.90	2	3.00	3	Concrete
Floor	10	-4	6	23	0.011	22	5	7	339	12	354	260	0.74	2	-2.42	3	Concrete
Floor	10	-6	7	23	0.011	22	2	7	371	12	365	280	-0.43	2	1.65	3	Concrete
Floor	11	-6	6	23	0.01	22	1	7	349	12	369	250	0.74	2	4.36	3	Concrete
Floor	10	-8	7	23	0.015	22	1	7	317	12	405	275	0.74	2	3.00	3	Concrete
Floor	14	-9	6	23	0.012	22	3	7	327	12	397	260	-0.43	2	-1.07	3	Concrete
Floor	10	-10	7	23	0.01	22	1	7	357	12	386	260	-0.43	2	0.29	3	Concrete
Floor	10	-12	7	23	0.014	22	3	7	354	12	398	260	-0.43	2	-2.42	3	Concrete
Floor	12	-12	6	23	0.012	22	1	7	343	12	458	270	4.24	2	5.72	3	Concrete
Floor	16	-12	6	23	0.012	22	4	7	353	12	405	270	-0.43	2	3.00	3	Concrete
Floor	10	-14	6	23	0.01	22	3	7	353	12	370	280	-0.43	2	-1.07	3	Concrete
Floor	14	-14	6	23	0.018	22	2	7	353	12	371	250	-0.43	2	0.29	3	Concrete
Floor	10	-16	7	23	0.018	22	6	7	345	12	441	270	1.90	2	7.08	3	Concrete
Floor	14	-16	7	23	0.011	22	4	7	343	12	371	260	-0.43	2	0.29	3	Concrete
Floor	16	-16	6	23	0.012	22	3	7	340	12	435	280	-0.43	2	4.36	3	Concrete
Floor	2	-18	6	23	0.018	22	1	7	268	12	331	220	-0.43	2	1.65	3	Concrete
Floor	6	-18	6	23	0.014	22	5	7	334	12	461	300	-0.43	2	0.29	3	Concrete
Floor	8	-18	7	23	0.016	22	3	7	336	12	380	260	-0.43	2	-2.42	3	Concrete
Floor	10	-18	7	23	0.01	22	0	7	283	12	338	270	-0.43	2	-1.07	3	Concrete
Floor	14	-18	6	23	0.013	22	2	7	351	12	334	280	-0.43	2	0.29	3	Concrete
Floor	6	-20	6	23	0.014	22	2	7	325	12	356	310	1.90	2	-2.42	3	Concrete

# Blairsville Point Survey Form #003

Survey Serial #:	01-015
Survey Section:	1
Survey Unit:	27
Survey Sub-unit:	1

Alpha Survey Instruments				
Inst. S/N	Inst. Code	Eff. %	Corr. Fac.	Bkg. CPM
1517	7	19.7	5.08	2


Beta Survey Instruments				
Inst. S/N	Inst. Code	Eff. %	Corr. Fac.	Bkg. CPM
1595	12	31.8	3.14	346

Gamma or Beta/Gamma Instruments			
Inst. S/N	Inst. Code	Bkg.	Detection Type
234	23	7	Gamma
1522	22	0.012	Beta / Gamma

Classification:	3
Survey Type:	Lower

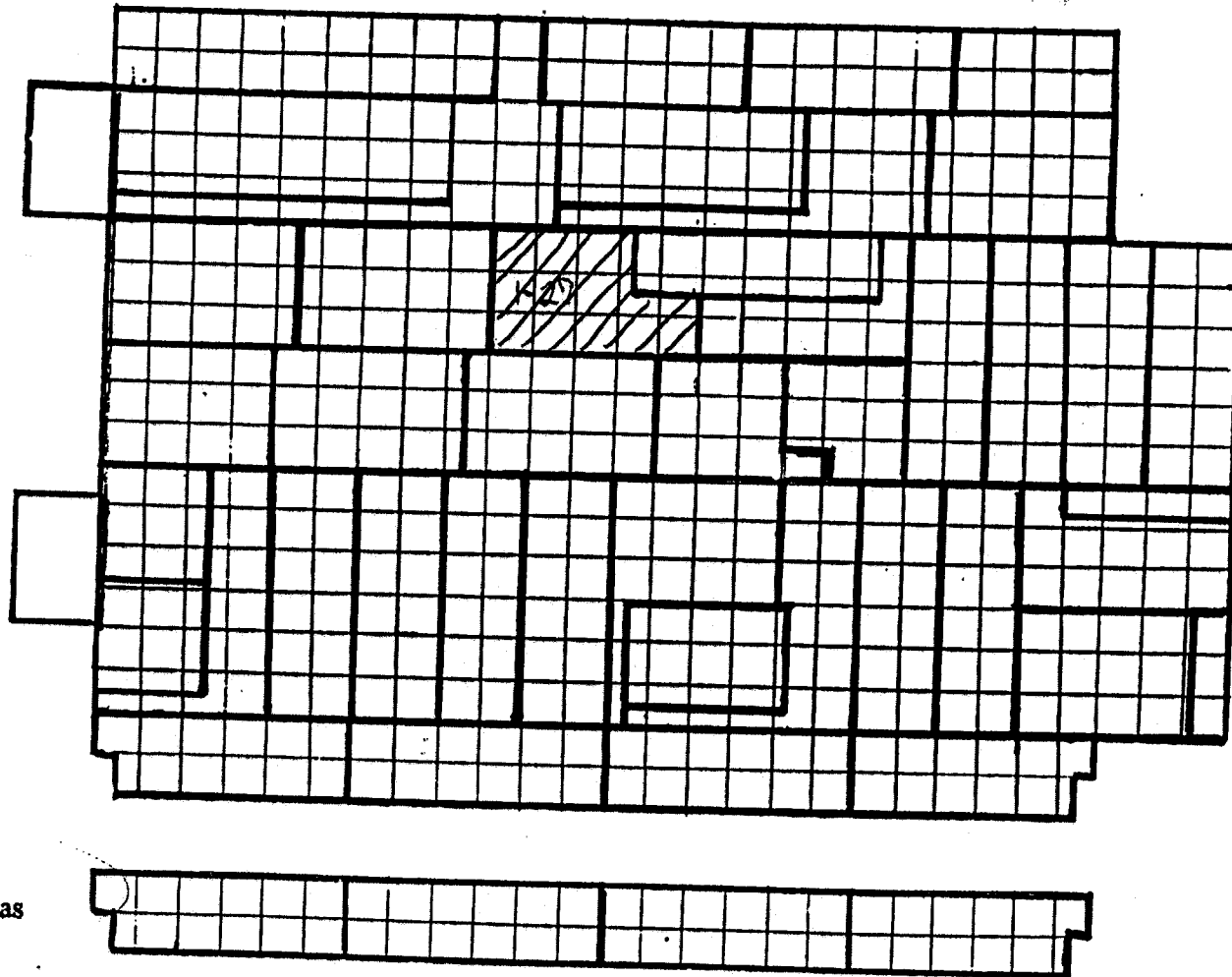
Alpha Counting Instruments				
Inst. S/N	Inst. Code	Eff. %	Corr. Fac.	Bkg. CPM
13295	2	42.75	2.34	0.19

Beta Counting Instruments				
Inst. S/N	Inst. Code	Eff. %	Corr. Fac.	Bkg. CPM
13295	3	38.84	2.71	1.39

Surveyor:	V. Taylor / J. Shoemaker
Signature:	

Surface Description	Coordinates		Gamma at 1m uR/hr	Gamma Inst. Code	Beta/Gamma Contact mR/hr	Beta/Gamma Code	Contact Gross 1 min. Count Alpha	Alpha Inst. Code	Contact Gross 1 min. Count Beta	Beta Inst. Code	Scan Contact Gross CPM		Removable DPM/100 cm2 Alpha	Alpha Count Code	Removable DPM/100 cm2 Beta	Beta Count Code	Comments
	X	Y									Max Beta	Avg Beta					
	Floor	10									-20	7					
Floor	13	-20	7	23	0.012	22	3	7	272	12	375	241	-0.43	2	0.29	3	Concrete - painted
Floor	6	-22	7	23	0.011	22	1	7	330	12	364	275	-0.43	2	4.36	3	Concrete
Floor	10	-22	6	23	0.015	22	2	7	330	12	388	290	0.74	2	8.43	3	Concrete
Floor	14	-22	6	23	0.012	22	2	7	320	12	412	280	-0.43	2	-1.07	3	Concrete - painted
Floor	8	-26	7	23	0.01	22	6	7	301	12	378	280	-0.43	2	4.36	3	Concrete
Floor	12	-26	6	23	0.019	22	2	7	291	12	405	280	1.90	2	-1.07	3	Concrete - painted
Floor	16	-26	7	23	0.011	22	1	7	317	12	404	270	-0.43	2	0.29	3	Concrete - painted
Floor	6	-30	6	23	0.019	22	3	7	291	12	347	250	-0.43	2	-1.07	3	Concrete

# SURVEY UNITS FOR SECTION ONE



Second Floor Areas

MAIN BUILDING  
SMP  
BLAIRSVILLE SITE

#CAD00538

# LB5100-W Low Background Counting System -- Smear Analysis

Date: 11/10/94  
 Counting Unit id: 1  
 Data file name: C:\LBX\UNIT1\B01-015.XLD  
 Batch Ended: 11/8/94 17:03  
 Crosstalk Correction: Not Applied

Alpha activity action level (DPM): 20.00  
 Beta activity action level (DPM): 200.00  
 Certainty level for MDA and flags: 95.00%  
 High Voltage Setting: 1410

Application Revision: 3  
 Application Version: Standard

Alpha efficiency log file: pu239ab  
 Alpha Efficiency: 42.75%  
 Alpha to Beta Crosstalk: 5.85%  
 Alpha Background (CPM): 0.185714286  
 Alpha Correction Factor: 1.000

Beta efficiency log file: tc99ab  
 Beta Efficiency: 36.84%  
 Beta into Alpha Crosstalk: 0.03%  
 Beta Background (CPM): 1.392857143  
 Beta Correction Factor: 1.000

Batch ID: Blairsville 1-27-1

Carrier	Alpha Activity				Beta Activity				Count time (min)	Alpha CPM	Beta CPM	Completion Date - Time
	DPM	$\sigma$	flags	MDA	DPM	$\sigma$	flags	MDA				
64	1.905	1.66	<AL	5.53	-1.07	1.94	<MDA	11.18	2.00	0.814	-0.39	11/8/94 15:53
65	-0.434	1.17	<MDA	5.53	-1.07	1.94	<MDA	11.18	2.00	-0.186	-0.39	11/8/94 15:55
66	1.905	1.66	<AL	5.53	3.00	3.05	<MDA	11.18	2.00	0.814	1.11	11/8/94 15:57
67	0.735	1.17	<MDA	5.53	-2.42	1.38	<MDA	11.18	2.00	0.314	-0.89	11/8/94 16:00
68	-0.434	1.17	<MDA	5.53	1.65	2.73	<MDA	11.18	2.00	-0.186	0.61	11/8/94 16:02
69	0.735	1.17	<MDA	5.53	4.36	3.34	<AL	11.18	2.00	0.314	1.61	11/8/94 16:04
70	0.735	1.17	<MDA	5.53	3.00	3.05	<MDA	11.18	2.00	0.314	1.11	11/8/94 16:06
71	-0.434	1.17	<MDA	5.53	-1.07	1.94	<MDA	11.18	2.00	-0.186	-0.39	11/8/94 16:08
72	-0.434	1.17	<MDA	5.53	0.29	2.37	<MDA	11.18	2.00	-0.186	0.11	11/8/94 16:11
73	-0.434	1.17	<MDA	5.53	-2.42	1.38	<MDA	11.18	2.00	-0.186	-0.89	11/8/94 16:13
74	4.244	2.34	<AL	5.53	5.72	3.60	<AL	11.18	2.00	1.814	2.11	11/8/94 16:15
75	-0.434	1.17	<MDA	5.53	3.00	3.05	<MDA	11.18	2.00	-0.186	1.11	11/8/94 16:17
76	-0.434	1.17	<MDA	5.53	-1.07	1.94	<MDA	11.18	2.00	-0.186	-0.39	11/8/94 16:19
77	-0.434	1.17	<MDA	5.53	0.29	2.37	<MDA	11.18	2.00	-0.186	0.11	11/8/94 16:22
78	1.905	1.66	<AL	5.53	7.08	3.85	<AL	11.18	2.00	0.814	2.61	11/8/94 16:24
79	-0.434	1.17	<MDA	5.53	0.29	2.37	<MDA	11.18	2.00	-0.186	0.11	11/8/94 16:26
80	-0.434	1.17	<MDA	5.53	4.36	3.34	<AL	11.18	2.00	-0.186	1.61	11/8/94 16:28
81	-0.434	1.17	<MDA	5.53	1.65	2.73	<MDA	11.18	2.00	-0.186	0.61	11/8/94 16:30
82	-0.434	1.17	<MDA	5.53	0.29	2.37	<MDA	11.18	2.00	-0.186	0.11	11/8/94 16:33
83	-0.434	1.17	<MDA	5.53	-2.42	1.38	<MDA	11.18	2.00	-0.186	-0.89	11/8/94 16:35
84	-0.434	1.17	<MDA	5.53	-1.07	1.94	<MDA	11.18	2.00	-0.186	-0.39	11/8/94 16:37
85	-0.434	1.17	<MDA	5.53	0.29	2.37	<MDA	11.18	2.00	-0.186	0.11	11/8/94 16:39
86	1.905	1.66	<AL	5.53	-2.42	1.38	<MDA	11.18	2.00	0.814	-0.89	11/8/94 16:41
87	-0.434	1.17	<MDA	5.53	13.86	4.91	<AL	11.18	2.00	-0.186	5.11	11/8/94 16:44

**LB5100-W Low Background Counting System -- Smear Analysis**

Date: 11/10/94  
 Counting Unit id: 1  
 Data file name: C:\LBXL\UNIT1\B01-015.XLD  
 Batch Ended: 11/8/94 17:03  
 Crosstalk Correction: Not Applied

Alpha activity action level (DPM): 20.00  
 Beta activity action level (DPM): 200.00  
 Certainty level for MDA and flags: 95.00%  
 High Voltage Setting: 1410

Application Revision: 3  
 Application Version: Standard

Alpha efficiency log file: pu239ab Alpha Efficiency: 42.75% Alpha to Beta Crosstalk: 5.85% Alpha Background (CPM): 0.185714286 Alpha Correction Factor: 1.000
Beta efficiency log file: tc99ab Beta Efficiency: 36.84% Beta into Alpha Crosstalk: 0.03% Beta Background (CPM): 1.392857143 Beta Correction Factor: 1.000

Batch ID: Blairsville 1-27-1

Carrier	Alpha Activity				Beta Activity				Count time (min)	Alpha CPM	Beta CPM	Completion Date - Time
	DPM	$\sigma$	flags	MDA	DPM	$\sigma$	flags	MDA				
88	-0.434	1.17	<MDA	5.53	0.29	2.37	<MDA	11.18	2.00	-0.186	0.11	11/8/94 16:46
89	-0.434	1.17	<MDA	5.53	4.36	3.34	<AL	11.18	2.00	-0.186	1.61	11/8/94 16:48
90	0.735	1.17	<MDA	5.53	8.43	4.08	<AL	11.18	2.00	0.314	3.11	11/8/94 16:50
91	-0.434	1.17	<MDA	5.53	-1.07	1.94	<MDA	11.18	2.00	-0.186	-0.39	11/8/94 16:52
92	-0.434	1.17	<MDA	5.53	4.36	3.34	<AL	11.18	2.00	-0.186	1.61	11/8/94 16:55
93	1.905	1.66	<AL	5.53	-1.07	1.94	<MDA	11.18	2.00	0.814	-0.39	11/8/94 16:57
94	-0.434	1.17	<MDA	5.53	0.29	2.37	<MDA	11.18	2.00	-0.186	0.11	11/8/94 16:59
95	-0.434	1.17	<MDA	5.53	-1.07	1.94	<MDA	11.18	2.00	-0.186	-0.39	11/8/94 17:01
96	-0.434	1.17	<MDA	5.53	4.36	3.34	<AL	11.18	2.00	-0.186	1.61	11/8/94 17:03

# Blairsville Point Survey Form #003

Survey Serial #:	01-016
------------------	--------

Survey Section:	1
-----------------	---

Survey Unit:	23
--------------	----

Survey Sub-unit:	1
------------------	---

Classification:	3
-----------------	---

Survey Type:	Lower
--------------	-------

Survey Date:	11/2/94
--------------	---------

Count Date:	11/8/94
-------------	---------


Alpha Survey Instruments				
Inst. S/N	Inst. Code	Eff. %	Corr. Fac.	Bkg. CPM
1517	7	19.7	5.08	1

Alpha Counting Instruments				
Inst. S/N	Inst. Code	Eff. %	Corr. Fac.	Bkg. CPM
13295	2	42.75	2.34	0.19

Beta Survey Instruments				
Inst. S/N	Inst. Code	Eff. %	Corr. Fac.	Bkg. CPM
1595	12	31.8	3.14	307

Beta Counting Instruments				
Inst. S/N	Inst. Code	Eff. %	Corr. Fac.	Bkg. CPM
13295	3	36.84	2.71	1.39

Gamma or Beta/Gamma Instruments			
Inst. S/N	Inst. Code	Bkg.	Detection Type
234	23	5	Gamma
1522	22	0.01	Beta / Gamma

Surveyor:	V. Taylor / J. Shoemaker
Signature:	

Surface Description	Coordinates		Gamma at 1m uR/hr	Gamma Inst. Code	Beta/Gamma Contact mR/hr	Beta/Gamma Code	Contact Gross 1 min. Count Alpha	Alpha Inst. Code	Contact Gross 1 min. Count Beta	Beta Inst. Code	Scan Contact Gross CPM		Removable DPM/100 cm2 Alpha	Alpha Count Code	Removable DPM/100 cm2 Beta	Beta Count Code	Comments
	X	Y									Max Beta	Avg Beta					
	Floor	2									-2	5					
Floor	6	-2	5	23	0.02	22	5	7	323	12	389	260	1.90	2	1.65	3	Concrete
Floor	10	-2	6	23	0.012	22	4	7	295	12	297	235	-0.43	2	0.29	3	Concrete
Floor	14	-2	6	23	0.018	22	0	7	292	12	361	240	0.74	2	-3.78	3	Concrete
Floor	18	-2	6	23	0.013	22	2	7	321	12	345	250	-0.43	2	-1.07	3	Concrete
Floor	1	-4	5	23	0.01	22	0	7	261	12	356	260	-0.43	2	-2.42	3	Concrete
Floor	5	-4	6	23	0.011	22	0	7	309	12	340	230	0.74	2	-1.07	3	Concrete
Floor	7	-4	6	23	0.016	22	3	7	320	12	389	260	-0.43	2	3.00	3	Concrete
Floor	11	-4	5	23	0.011	22	1	7	296	12	419	300	1.90	2	0.29	3	Concrete
Floor	15	-4	5	23	0.012	22	3	7	319	12	325	230	-0.43	2	1.65	3	Concrete
Floor	3	-8	5	23	0.018	22	2	7	323	12	385	230	-0.43	2	-1.07	3	Concrete
Floor	7	-8	4	23	0.01	22	3	7	296	12	387	250	-0.43	2	-2.42	3	Concrete
Floor	12	-8	5	23	0.014	22	2	7	304	12	373	240	-0.43	2	3.00	3	Concrete
Floor	16	-6	5	23	0.013	22	0	7	316	12	361	240	-0.43	2	1.65	3	Concrete
Floor	9	-10	5	23	0.014	22	5	7	258	12	368	230	3.07	2	-2.42	3	Concrete
Floor	4	-12	4	23	0.01	22	0	7	287	12	371	250	-0.43	2	1.65	3	Concrete
Floor	7	-12	4	23	0.011	22	3	7	296	12	381	240	-0.43	2	3.00	3	Concrete
Floor	16	-10	5	23	0.011	22	3	7	272	12	407	270	1.90	2	-2.42	3	Concrete
Floor	16	-14	5	23	0.01	22	1	7	297	12	396	280	1.90	2	0.29	3	Concrete
Floor	16	-18	5	23	0.012	22	0	7	319	12	346	280	-0.43	2	-2.42	3	Concrete
Floor	16	-22	5	23	0.01	22	0	7	286	12	337	230	-0.43	2	0.29	3	Concrete
Floor	16	-26	4	23	0.013	22	0	7	296	12	422	230	-0.43	2	-1.07	3	Concrete
Floor	3	-27	5	23	0.012	22	1	7	288	12	362	240	0.74	2	1.65	3	Concrete



## Blairsville Point Survey Form #003

Survey Serial #:	01-016
Survey Section:	1
Survey Unit:	23
Survey Sub-unit:	1

Alpha Survey Instruments				
Inst. S/N	Inst. Code	Eff. %	Corr. Fac.	Bkg. CPM
1517	7	19.7	5.08	1


Beta Survey Instruments				
Inst. S/N	Inst. Code	Eff. %	Corr. Fac.	Bkg. CPM
1595	12	31.8	3.14	307

Gamma or Beta/Gamma Instruments			
Inst. S/N	Inst. Code	Bkg.	Detection Type
234	23	5	Gamma
1522	22	0.01	Beta / Gamma

Classification:	3
Survey Type:	Lower
Survey Date:	11/2/94
Count Date:	11/8/94

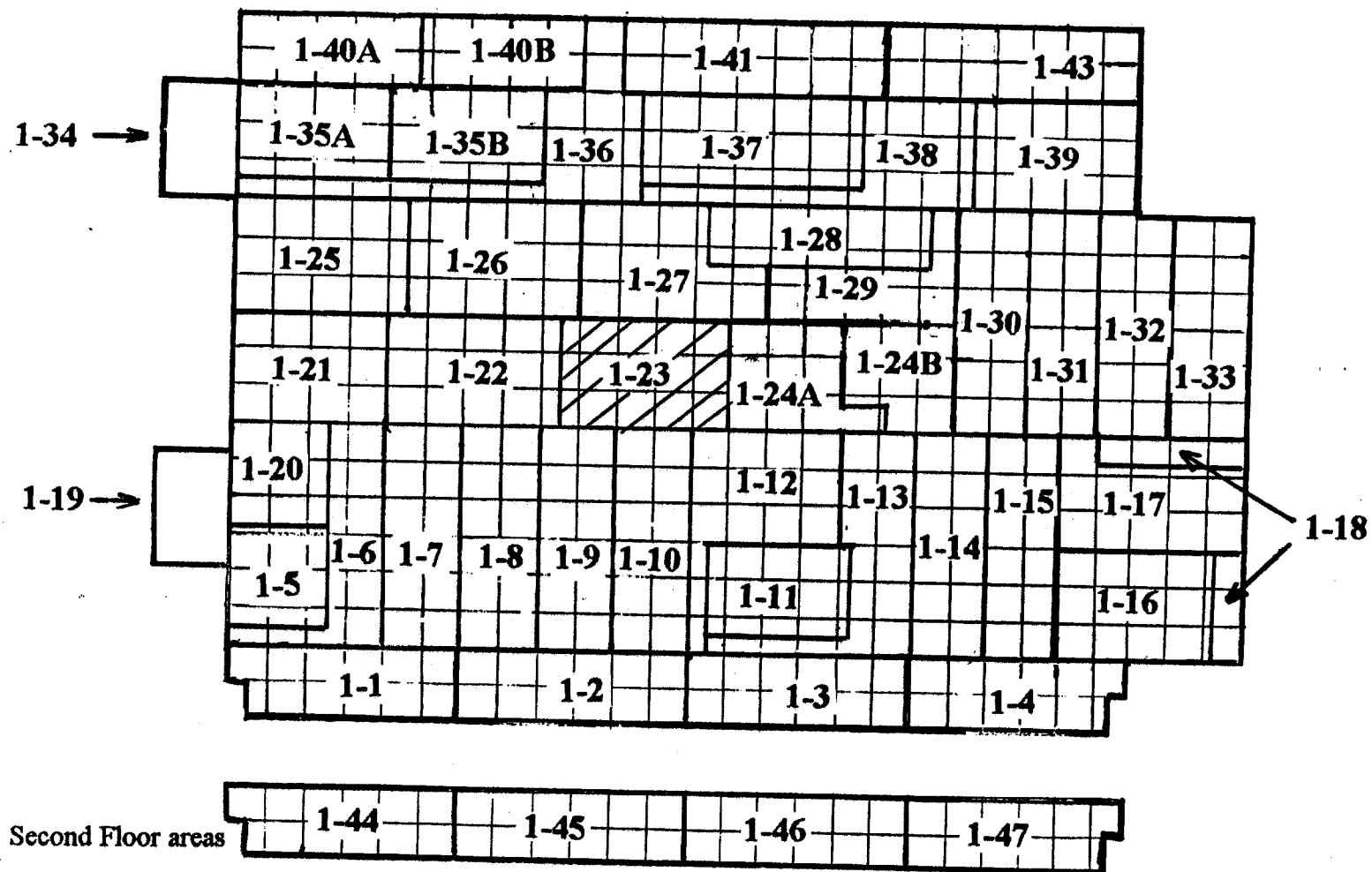
Alpha Counting Instruments				
Inst. S/N	Inst. Code	Eff. %	Corr. Fac.	Bkg. CPM
13295	2	42.75	2.34	0.19

Beta Counting Instruments				
Inst. S/N	Inst. Code	Eff. %	Corr. Fac.	Bkg. CPM
13295	3	36.84	2.71	1.39

Surveyor:	V. Taylor / J. Shoemaker,
Signature:	

Surface Description	Coordinates		Gamma at 1m uR/hr	Gamma Inst. Code	Beta/Gamma Contact mR/hr	Beta/Gamma Code	Contact Gross 1 min. Count Alpha	Alpha Inst. Code	Contact Gross 1 min. Count Beta	Beta Inst. Code	Scan Contact Gross CPM		Removable DPM/100 cm2 Alpha	Alpha Count Code	Removable DPM/100 cm2 Beta	Beta Count Code	Comments
	X	Y									Max Beta	Avg Beta					
	Floor	7									-27	6					
Floor	10	-26	5	23	0.012	22	1	7	299	12	365	220	-0.43	2	3.00	3	Concrete
Floor	14	-25	5	23	0.011	22	1	7	302	12	377	250	-0.43	2	1.65	3	Concrete
Floor	7	-24	5	23	0.017	22	5	7	276	12	340	235	-0.43	2	0.29	3	Concrete
Floor	10	-24	5	23	0.019	22	3	7	269	12	292	260	-0.43	2	1.65	3	Concrete
Floor	3	-21	5	23	0.013	22	1	7	305	12	341	230	-0.43	2	-3.78	3	Concrete
Floor	7	-20	5	23	0.012	22	6	7	299	12	354	240	-0.43	2	1.65	3	Concrete
Floor	10	-18	5	23	0.019	22	1	7	288	12	350	260	0.74	2	0.29	3	Concrete

# SURVEY UNITS FOR SECTION ONE



MAIN BUILDING  
SMP  
BLAIRSVILLE SITE

### LB5100-W Low Background Counting System -- Smear Analysis

Date: 11/10/94  
 Counting Unit id: 1  
 Data file name: C:\LBXLUNIT1\B01-016.XLD  
 Batch Ended: 11/8/94 18:14  
 Crosstalk Correction: Not Applied

Alpha activity action level (DPM): 20.00  
 Beta activity action level (DPM): 200.00  
 Certainty level for MDA and flags: 95.00%  
 High Voltage Setting: 1410

Application Revision: 3  
 Application Version: Standard

Batch ID: Blairsville 1-23-1

Alpha efficiency log file: pu239ab			
Alpha Efficiency: 42.75%			
Alpha to Beta Crosstalk: 5.85%			
Alpha Background (CPM): 0.185714286			
Alpha Correction Factor: 1.000			
Beta efficiency log file: tc99ab			
Beta Efficiency: 36.84%			
Beta into Alpha Crosstalk: 0.03%			
Beta Background (CPM): 1.392857143			
Beta Correction Factor: 1.000			
Count time (min)	Alpha CPM	Beta CPM	Completion Date - Time
2.00	-0.186	-0.39	11/8/94 17:06
2.00	0.814	0.61	11/8/94 17:08
2.00	-0.186	0.11	11/8/94 17:10
2.00	0.314	-1.39	11/8/94 17:12
2.00	-0.186	-0.39	11/8/94 17:14
2.00	-0.186	-0.89	11/8/94 17:17
2.00	0.314	-0.39	11/8/94 17:19
2.00	-0.186	1.11	11/8/94 17:21
2.00	0.814	0.11	11/8/94 17:23
2.00	-0.186	0.61	11/8/94 17:25
2.00	-0.186	-0.39	11/8/94 17:28
2.00	-0.186	-0.89	11/8/94 17:30
2.00	-0.186	1.11	11/8/94 17:32
2.00	-0.186	0.61	11/8/94 17:34
2.00	1.314	-0.89	11/8/94 17:36
2.00	-0.186	0.61	11/8/94 17:39
2.00	-0.186	1.11	11/8/94 17:41
2.00	0.814	-0.89	11/8/94 17:43
2.00	0.814	0.11	11/8/94 17:45
2.00	-0.186	-0.89	11/8/94 17:47
2.00	-0.186	0.11	11/8/94 17:50
2.00	-0.186	-0.39	11/8/94 17:52
2.00	0.314	0.61	11/8/94 17:54
2.00	0.314	0.11	11/8/94 17:56

Carrier	Alpha Activity				Beta Activity			
	DPM	$\sigma$	flags	MDA	DPM	$\sigma$	flags	MDA
1	-0.434	1.17	<MDA	5.53	-1.07	1.94	<MDA	11.18
2	1.905	1.66	<AL	5.53	1.65	2.73	<MDA	11.18
3	-0.434	1.17	<MDA	5.53	0.29	2.37	<MDA	11.18
4	0.735	1.17	<MDA	5.53	-3.78	1.38	<MDA	11.18
5	-0.434	1.17	<MDA	5.53	-1.07	1.94	<MDA	11.18
6	-0.434	1.17	<MDA	5.53	-2.42	1.38	<MDA	11.18
7	0.735	1.17	<MDA	5.53	-1.07	1.94	<MDA	11.18
8	-0.434	1.17	<MDA	5.53	3.00	3.05	<MDA	11.18
9	1.905	1.66	<AL	5.53	0.29	2.37	<MDA	11.18
10	-0.434	1.17	<MDA	5.53	1.65	2.73	<MDA	11.18
11	-0.434	1.17	<MDA	5.53	-1.07	1.94	<MDA	11.18
12	-0.434	1.17	<MDA	5.53	-2.42	1.38	<MDA	11.18
13	-0.434	1.17	<MDA	5.53	3.00	3.05	<MDA	11.18
14	-0.434	1.17	<MDA	5.53	1.65	2.73	<MDA	11.18
15	3.074	2.03	<AL	5.53	-2.42	1.38	<MDA	11.18
16	-0.434	1.17	<MDA	5.53	1.65	2.73	<MDA	11.18
17	-0.434	1.17	<MDA	5.53	3.00	3.05	<MDA	11.18
18	1.905	1.66	<AL	5.53	-2.42	1.38	<MDA	11.18
19	1.905	1.66	<AL	5.53	0.29	2.37	<MDA	11.18
20	-0.434	1.17	<MDA	5.53	-2.42	1.38	<MDA	11.18
21	-0.434	1.17	<MDA	5.53	0.29	2.37	<MDA	11.18
22	-0.434	1.17	<MDA	5.53	-1.07	1.94	<MDA	11.18
23	0.735	1.17	<MDA	5.53	1.65	2.73	<MDA	11.18
24	0.735	1.17	<MDA	5.53	0.29	2.37	<MDA	11.18

**LB5100-W Low Background Counting System – Smear Analysis**

Date: 11/10/94  
 Counting Unit id: 1  
 Data file name: C:\LBXL\UNIT1\B01-016.XLD  
 Batch Ended: 11/8/94 18:14  
 Crosstalk Correction: Not Applied

Alpha activity action level (DPM): 20.00  
 Beta activity action level (DPM): 200.00  
 Certainty level for MDA and flags: 95.00%  
 High Voltage Setting: 1410

Application Revision: 3  
 Application Version: Standard

Alpha efficiency log file: pu239ab Alpha Efficiency: 42.75% Alpha to Beta Crosstalk: 5.85% Alpha Background (CPM): 0.185714286 Alpha Correction Factor: 1.000
Beta efficiency log file: tc99ab Beta Efficiency: 36.84% Beta into Alpha Crosstalk: 0.03% Beta Background (CPM): 1.392857143 Beta Correction Factor: 1.000
Count time (min)    Alpha CPM    Beta CPM    Completion Date - Time
2.00    -0.186    1.11    11/8/94 17:59
2.00    -0.186    0.61    11/8/94 18:01
2.00    -0.186    0.11    11/8/94 18:03
2.00    -0.186    0.61    11/8/94 18:05
2.00    -0.186    -1.39    11/8/94 18:07
2.00    -0.186    0.61    11/8/94 18:09
2.00    0.314    0.11    11/8/94 18:12
2.00    -0.186    -1.39    11/8/94 18:14

Batch ID: Blairsville 1-23-1

Carrier	Alpha Activity				Beta Activity			
	DPM	$\sigma$	flags	MDA	DPM	$\sigma$	flags	MDA
25	-0.434	1.17	<MDA	5.53	3.00	3.05	<MDA	11.18
26	-0.434	1.17	<MDA	5.53	1.65	2.73	<MDA	11.18
27	-0.434	1.17	<MDA	5.53	0.29	2.37	<MDA	11.18
28	-0.434	1.17	<MDA	5.53	1.65	2.73	<MDA	11.18
29	-0.434	1.17	<MDA	5.53	-3.78	1.38	<MDA	11.18
30	-0.434	1.17	<MDA	5.53	1.65	2.73	<MDA	11.18
31	0.735	1.17	<MDA	5.53	0.29	2.37	<MDA	11.18
32	-0.434	1.17	<MDA	5.53	-3.78	1.38	<MDA	11.18

# Blairsville Point Survey Form #003

Survey Serial #:	01-017
------------------	--------

Survey Section:	1
-----------------	---

Survey Unit:	22
--------------	----

Survey Sub-unit:	1
------------------	---

Classification:	3
-----------------	---

Survey Type:	Lower
--------------	-------

Survey Date:	11/3/94
--------------	---------

Count Date:	11/10/94
-------------	----------

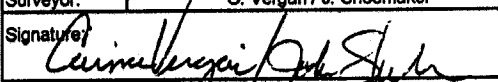
Alpha Survey Instruments				
Inst. S/N	Inst. Code	Eff. %	Corr. Fac.	Bkg. CPM
1517	7	19.7	5.08	5

Beta Survey Instruments				
Inst. S/N	Inst. Code	Eff. %	Corr. Fac.	Bkg. CPM
1595	12	31.8	3.14	289

Gamma or Beta/Gamma Instruments			
Inst. S/N	Inst. Code	Bkg.	Detection Type
1522	22	0.015	Beta / Gamma
234	23	6	Gamma

Alpha Counting Instruments				
Inst. S/N	Inst. Code	Eff. %	Corr. Fac.	Bkg. CPM
13295	2	42.75	2.34	0.19

Beta Counting Instruments				
Inst. S/N	Inst. Code	Eff. %	Corr. Fac.	Bkg. CPM
13295	3	36.84	2.71	1.39

Surveyor:	C. Vergari / J. Shoemaker
Signature:	

Surface Description	Coordinates		Gamma at 1m uR/hr	Gamma Inst. Code	Beta/Gamma Contact mR/hr	Beta/Gamma Code	Contact Gross 1 min. Count Alpha	Alpha Inst. Code	Contact Gross 1 min. Count Beta	Beta Inst. Code	Scan Contact Gross CPM		Removable DPM/100 cm2 Alpha	Alpha Count Code	Removable DPM/100 cm2 Beta	Beta Count Code	Comments
	X	Y									Max Beta	Avg Beta					
	Floor	7									0	6					
Floor	7	-2	7	23	0.023	22	2	7	346	12	368	240	-0.43	2	1.65	3	Concrete
Floor	2	-4	6	23	0.019	22	0	7	319	12	382	270	0.74	2	-2.42	3	Concrete
Floor	4	-4	5	23	0.013	22	2	7	287	12	339	230	1.90	2	-2.42	3	Concrete
Floor	6	-4	5	23	0.02	22	3	7	308	12	382	250	-0.43	2	0.29	3	Concrete
Floor	7	-4	5	23	0.017	22	4	7	314	12	393	240	0.74	2	3.00	3	Concrete
Floor	9	-4	5	23	0.019	22	4	7	279	12	329	220	-0.43	2	0.29	3	Concrete
Floor	11	-4	6	23	0.014	22	1	7	286	12	338	230	-0.43	2	-2.42	3	Concrete
Floor	13	-4	6	23	0.015	22	3	7	350	12	341	260	0.74	2	4.36	3	Concrete
Floor	15	-4	6	23	0.015	22	1	7	306	12	352	220	0.74	2	0.29	3	Concrete
Floor	17	-4	6	23	0.012	22	3	7	312	12	345	280	-0.43	2	-3.78	3	Concrete
Floor	7	-6	5	23	0.016	22	6	7	330	12	357	260	0.74	2	4.36	3	Concrete
Floor	7	-8	6	23	0.018	22	3	7	321	12	380	260	-0.43	2	1.65	3	Concrete
Floor	3	-9	6	23	0.014	22	3	7	387	12	432	230	-0.43	2	0.29	3	Concrete
Floor	7	-10	6	23	0.022	22	8	7	356	12	399	240	-0.43	2	0.29	3	Concrete
Floor	7	-12	5	23	0.02	22	5	7	364	12	375	230	-0.43	2	3.00	3	Concrete
Floor	7	-14	6	23	0.012	22	2	7	310	12	317	190	0.74	2	-2.42	3	Concrete
Floor	7	-16	5	23	0.017	22	6	7	277	12	381	230	-0.43	2	-3.78	3	Concrete
Floor	14	-17	5	23	0.015	22	2	7	313	12	324	250	-0.43	2	0.29	3	Concrete
Floor	7	-18	7	23	0.014	22	3	7	339	12	350	280	-0.43	2	0.29	3	Concrete
Floor	2	-20	6	23	0.018	22	3	7	297	12	302	220	-0.43	2	5.72	3	Concrete
Floor	4	-20	6	23	0.014	22	2	7	295	12	351	285	-0.43	2	-1.07	3	Concrete
Floor	6	-20	7	23	0.018	22	1	7	313	12	359	270	-0.43	2	0.29	3	Concrete

# Blairsville Point Survey Form #003

Survey Serial #: 01-017

Survey Section: 1

Survey Unit: 22

Survey Sub-unit: 1

Classification: 3

Survey Type: Lower

Survey Date: 11/3/94

Count Date: 11/10/94

Alpha Survey Instruments				
Inst. S/N	Inst. Code	Eff. %	Corr. Fac.	Bkg. CPM
1517	7	19.7	5.08	5

Alpha Counting Instruments				
Inst. S/N	Inst. Code	Eff. %	Corr. Fac.	Bkg. CPM
13295	2	42.75	2.34	0.19

Beta Survey Instruments				
Inst. S/N	Inst. Code	Eff. %	Corr. Fac.	Bkg. CPM
1595	12	31.8	3.14	289

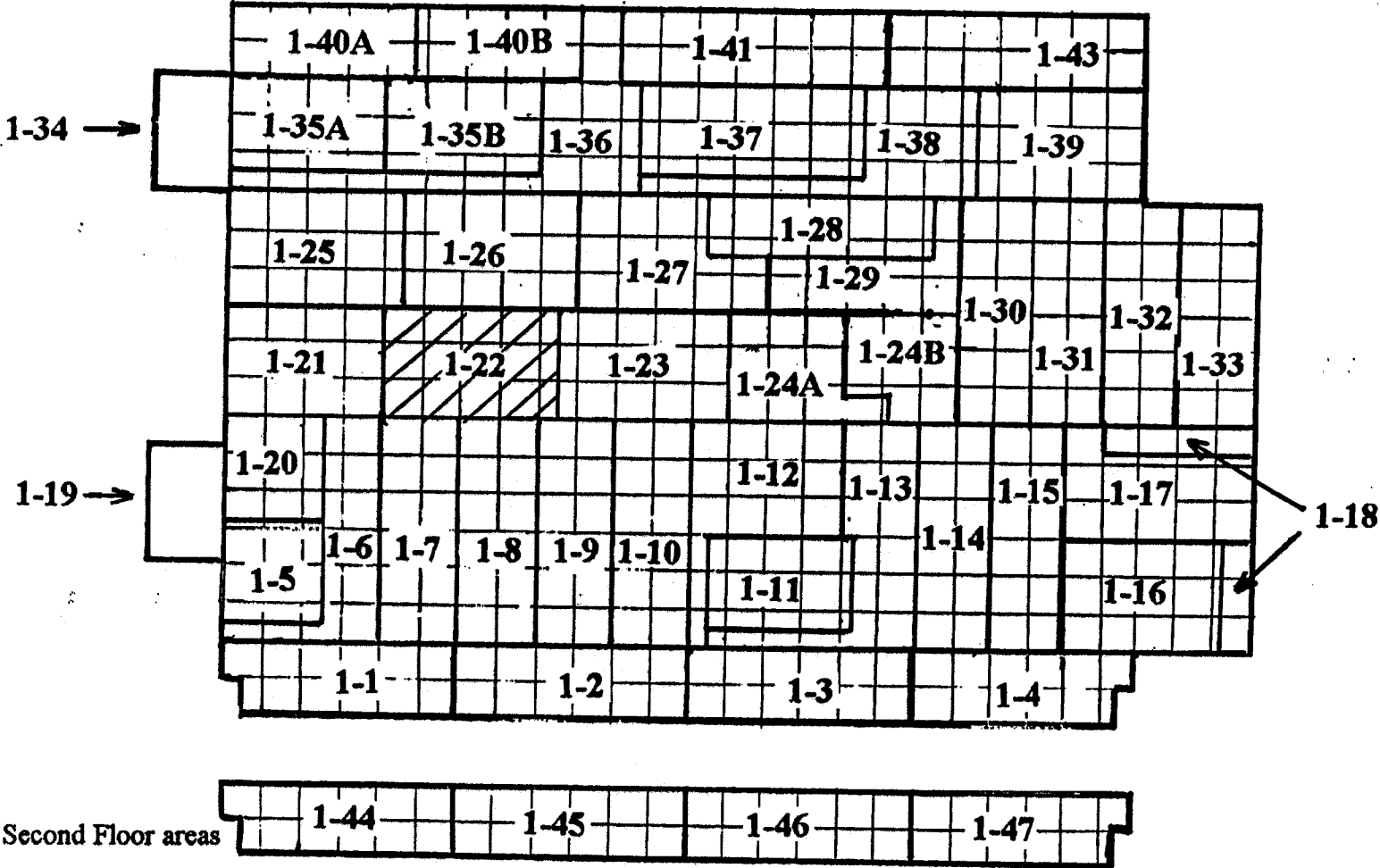
Beta Counting Instruments				
Inst. S/N	Inst. Code	Eff. %	Corr. Fac.	Bkg. CPM
13295	3	36.84	2.71	1.39

Gamma or Beta/Gamma Instruments			
Inst. S/N	Inst. Code	Bkg.	Detection Type
1522	22	0.015	Beta / Gamma
234	23	6	Gamma

Surveyor: C. Vergari / J. Shoemaker  
 Signature: *C. Vergari*

Surface Description	Coordinates		Gamma at 1m uR/hr	Gamma Inst. Code	Beta/Gamma Contact mR/hr	Beta/Gamma Code	Contact Gross 1 min. Count Alpha	Alpha Inst. Code	Contact Gross 1 min. Count Beta	Beta Inst. Code	Scan Contact Gross CPM		Removable DPM/100 cm2 Alpha	Alpha Count Code	Removable DPM/100 cm2 Beta	Beta Count Code	Comments
											Max Beta	Avg Beta					
	X	Y															
Floor	7	-20	6	23	0.018	22	6	7	339	12	389	260	0.74	2	5.72	3	Concrete
Floor	9	-20	5	23	0.016	22	7	7	312	12	378	260	1.90	2	-2.42	3	Concrete
Floor	11	-20	6	23	0.013	22	3	7	269	12	305	220	-0.43	2	3.00	3	Concrete
Floor	13	-20	5	23	0.014	22	5	7	280	12	317	220	0.74	2	0.29	3	Concrete
Floor	15	-20	6	23	0.016	22	3	7	293	12	327	240	0.74	2	3.00	3	Concrete
Floor	7	-22	6	23	0.015	22	9	7	273	12	367	280	-0.43	2	3.00	3	Concrete
Floor	7	-24	5	23	0.013	22	2	7	291	12	410	300	1.90	2	-1.07	3	Concrete
Floor	7	-26	5	23	0.016	22	1	7	290	12	355	260	-0.43	2	-1.07	3	Concrete
Floor	7	-27	6	23	0.013	22	2	7	329	12	339	250	-0.43	2	-2.42	3	Concrete

SURVEY UNITS FOR SECTION ONE



MAIN BUILDING  
SMP  
BLAIRSVILLE SITE

### LB5100-W Low Background Counting System -- Smear Analysis

Date: 11/10/94  
 Counting Unit Id: 1  
 Data file name: C:\LBXLIUNIT1\B01-017.XLD  
 Batch Ended: 11/10/94 12:35  
 Crosstalk Correction: Not Applied

Alpha activity action level (DPM): 20.00  
 Beta activity action level (DPM): 200.00  
 Certainty level for MDA and flags: 95.00%  
 High Voltage Setting: 1410

Application Revision: 3  
 Application Version: Standard

Alpha efficiency log file: pu239ab  
 Alpha Efficiency: 42.75%  
 Alpha to Beta Crosstalk: 5.85%  
 Alpha Background (CPM): 0.185714286  
 Alpha Correction Factor: 1.000

Beta efficiency log file: tc99ab  
 Beta Efficiency: 36.84%  
 Beta into Alpha Crosstalk: 0.03%  
 Beta Background (CPM): 1.392857143  
 Beta Correction Factor: 1.000

Batch ID: Blairsville 1-22-1

Carrier	Alpha Activity				Beta Activity				Count time (min)	Alpha CPM	Beta CPM	Completion Date - Time
	DPM	$\sigma$	flags	MDA	DPM	$\sigma$	flags	MDA				
1	0.735	1.17	<MDA	5.53	-2.42	1.38	<MDA	11.18	2.00	0.314	-0.89	11/10/94 11:25
2	-0.434	1.17	<MDA	5.53	1.65	2.73	<MDA	11.18	2.00	-0.186	0.61	11/10/94 11:27
3	0.735	1.17	<MDA	5.53	-2.42	1.38	<MDA	11.18	2.00	0.314	-0.89	11/10/94 11:29
4	1.905	1.66	<AL	5.53	-2.42	1.38	<MDA	11.18	2.00	0.814	-0.89	11/10/94 11:31
5	-0.434	1.17	<MDA	5.53	0.29	2.37	<MDA	11.18	2.00	-0.186	0.11	11/10/94 11:33
6	0.735	1.17	<MDA	5.53	3.00	3.05	<MDA	11.18	2.00	0.314	1.11	11/10/94 11:35
7	-0.434	1.17	<MDA	5.53	0.29	2.37	<MDA	11.18	2.00	-0.186	0.11	11/10/94 11:38
8	-0.434	1.17	<MDA	5.53	-2.42	1.38	<MDA	11.18	2.00	-0.186	-0.89	11/10/94 11:40
9	0.735	1.17	<MDA	5.53	4.36	3.34	<AL	11.18	2.00	0.314	1.61	11/10/94 11:42
10	0.735	1.17	<MDA	5.53	0.29	2.37	<MDA	11.18	2.00	0.314	0.11	11/10/94 11:44
11	-0.434	1.17	<MDA	5.53	-3.78	1.38	<MDA	11.18	2.00	-0.186	-1.39	11/10/94 11:46
12	0.735	1.17	<MDA	5.53	4.36	3.34	<AL	11.18	2.00	0.314	1.61	11/10/94 11:49
13	-0.434	1.17	<MDA	5.53	1.65	2.73	<MDA	11.18	2.00	-0.186	0.61	11/10/94 11:51
14	-0.434	1.17	<MDA	5.53	0.29	2.37	<MDA	11.18	2.00	-0.186	0.11	11/10/94 11:53
15	-0.434	1.17	<MDA	5.53	0.29	2.37	<MDA	11.18	2.00	-0.186	0.11	11/10/94 11:55
16	-0.434	1.17	<MDA	5.53	3.00	3.05	<MDA	11.18	2.00	-0.186	1.11	11/10/94 11:57
17	0.735	1.17	<MDA	5.53	-2.42	1.38	<MDA	11.18	2.00	0.314	-0.89	11/10/94 12:00
18	-0.434	1.17	<MDA	5.53	-3.78	1.38	<MDA	11.18	2.00	-0.186	-1.39	11/10/94 12:02
19	-0.434	1.17	<MDA	5.53	0.29	2.37	<MDA	11.18	2.00	-0.186	0.11	11/10/94 12:04
20	-0.434	1.17	<MDA	5.53	0.29	2.37	<MDA	11.18	2.00	-0.186	0.11	11/10/94 12:06
21	-0.434	1.17	<MDA	5.53	5.72	3.60	<AL	11.18	2.00	-0.186	2.11	11/10/94 12:08
22	-0.434	1.17	<MDA	5.53	-1.07	1.94	<MDA	11.18	2.00	-0.186	-0.39	11/10/94 12:11
23	-0.434	1.17	<MDA	5.53	0.29	2.37	<MDA	11.18	2.00	-0.186	0.11	11/10/94 12:13
24	0.735	1.17	<MDA	5.53	5.72	3.60	<AL	11.18	2.00	0.314	2.11	11/10/94 12:15



**LB5100-W Low Background Counting System – Smear Analysis**

Date: 11/10/94  
 Counting Unit id: 1  
 Data file name: C:\LBXL\UNIT1\B01-017.XLD  
 Batch Ended: 11/10/94 12:35  
 Crosstalk Correction: Not Applied

Alpha activity action level (DPM): 20.00  
 Beta activity action level (DPM): 200.00  
 Certainty level for MDA and flags: 95.00%  
 High Voltage Setting: 1410

Application Revision: 3  
 Application Version: Standard

Alpha efficiency log file: pu239ab  
 Alpha Efficiency: 42.75%  
 Alpha to Beta Crosstalk: 5.85%  
 Alpha Background (CPM): 0.185714286  
 Alpha Correction Factor: 1.000

Beta efficiency log file: tc99ab  
 Beta Efficiency: 36.84%  
 Beta into Alpha Crosstalk: 0.03%  
 Beta Background (CPM): 1.392857143  
 Beta Correction Factor: 1.000

Batch ID: Blairsville 1-22-1

Carrier	Alpha Activity				Beta Activity				Count time (min)	Alpha CPM	Beta CPM	Completion Date - Time
	DPM	$\sigma$	flags	MDA	DPM	$\sigma$	flags	MDA				
25	1.905	1.66	<AL	5.53	-2.42	1.38	<MDA	11.18	2.00	0.814	-0.89	11/10/94 12:17
26	-0.434	1.17	<MDA	5.53	3.00	3.05	<MDA	11.18	2.00	-0.186	1.11	11/10/94 12:20
27	0.735	1.17	<MDA	5.53	0.29	2.37	<MDA	11.18	2.00	0.314	0.11	11/10/94 12:22
28	0.735	1.17	<MDA	5.53	3.00	3.05	<MDA	11.18	2.00	0.314	1.11	11/10/94 12:24
29	-0.434	1.17	<MDA	5.53	3.00	3.05	<MDA	11.18	2.00	-0.186	1.11	11/10/94 12:26
30	1.905	1.66	<AL	5.53	-1.07	1.94	<MDA	11.18	2.00	0.814	-0.39	11/10/94 12:28
31	-0.434	1.17	<MDA	5.53	-1.07	1.94	<MDA	11.18	2.00	-0.186	-0.39	11/10/94 12:30
32	-0.434	1.17	<MDA	5.53	-2.42	1.38	<MDA	11.18	2.00	-0.186	-0.89	11/10/94 12:33
33	0.735	1.17	<MDA	5.53	3.00	3.05	<MDA	11.18	2.00	0.314	1.11	11/10/94 12:35

# Blairsville Point Survey Form #003

Survey Serial #: **01-018**

Survey Section: **1**

Survey Unit: **21**

Survey Sub-unit: **1**

Classification: **3**

Survey Type: **Lower**

Survey Date: **11/3/94**

Count Date: **11/10/94**


Alpha Survey Instruments				
Inst. S/N	Inst. Code	Eff. %	Corr. Fac.	Bkg. CPM
1517	7	19.7	5.08	3

Beta Survey Instruments				
Inst. S/N	Inst. Code	Eff. %	Corr. Fac.	Bkg. CPM
1595	12	31.8	3.14	279

Gamma or Beta/Gamma Instruments			
Inst. S/N	Inst. Code	Bkg.	Detection Type
1522	22	0.012	Beta / Gamma
234	23	5	Gamma

Alpha Counting Instruments				
Inst. S/N	Inst. Code	Eff. %	Corr. Fac.	Bkg. CPM
13295	2	42.75	2.34	0.19

Beta Counting Instruments				
Inst. S/N	Inst. Code	Eff. %	Corr. Fac.	Bkg. CPM
13295	3	36.84	2.71	1.39

Surveyor: **J. Shoemaker / C. Vergari**  
 Signature: 

Surface Description	Coordinates		Gamma	Gamma	Beta/Gamma	Beta/	Contact Gross	Alpha	Contact Gross	Beta	Scan Contact		Removable	Alpha	Removable	Beta	Comments
			at 1m	Inst.	Contact	Gamma	1 min. Count	Inst.	Gross CPM		DPM/100 cm2	Count	DPM/100 cm2	Count			
	uR/hr	Code	mR/hr	Code	Alpha	Code	Beta	Code	Max Beta	Avg Beta	Alpha	Beta	Code				
Floor	7	0	5	23	0.015	22	2	7	310	12	359	280	0.74	2	4.36	3	Concrete
Floor	1	-1	5	23	0.014	22	5	7	264	12	360	260	-0.43	2	-3.78	3	Concrete
Floor	7	-2	6	23	0.016	22	2	7	291	12	400	280	-0.43	2	-2.42	3	Concrete
Floor	1	-4	4	23	0.015	22	1	7	286	12	402	270	0.74	2	-1.07	3	Concrete
Floor	7	-4	5	23	0.012	22	3	7	296	12	420	300	0.74	2	1.65	3	Concrete
Floor	1	-6	5	23	0.017	22	5	7	202	12	293	230	-0.43	2	1.65	3	Concrete
Floor	7	-6	5	23	0.022	22	1	7	319	12	361	270	-0.43	2	-1.07	3	Concrete
Floor	1	-8	5	23	0.02	22	2	7	307	12	420	240	-0.43	2	-1.07	3	Concrete
Floor	7	-8	6	23	0.013	22	1	7	324	12	381	250	-0.43	2	3.00	3	Concrete
Floor	7	-10	5	23	0.011	22	5	7	295	12	333	210	-0.43	2	5.72	3	Concrete
Floor	1	-11	4	23	0.013	22	6	7	277	12	364	230	0.74	2	3.00	3	Concrete
Floor	7	-12	5	23	0.01	22	5	7	320	12	377	210	0.74	2	8.43	3	Concrete
Floor	1	-13	5	23	0.018	22	2	7	298	12	379	190	-0.43	2	0.29	3	Concrete
Floor	4	-13	5	23	0.025	22	2	7	309	12	359	264	0.74	2	1.65	3	Concrete
Floor	10	-13	5	23	0.015	22	3	7	310	12	354	250	-0.43	2	-2.42	3	Concrete
Floor	16	-13	5	23	0.012	22	8	7	312	12	356	240	0.74	2	-2.42	3	Concrete
Floor	7	-14	5	23	0.01	22	2	7	330	12	440	230	0.74	2	1.65	3	Concrete
Floor	1	-15	6	23	0.016	22	2	7	306	12	412	240	-0.43	2	7.08	3	Concrete
Floor	7	-16	5	23	0.014	22	3	7	308	12	384	240	0.74	2	3.00	3	Concrete
Floor	1	-17	5	23	0.013	22	3	7	295	12	377	240	0.74	2	5.72	3	Concrete
Floor	1	-18	5	23	0.016	22	3	7	286	12	319	220	0.74	2	-1.07	3	Concrete
Floor	7	-18	6	23	0.02	22	1	7	311	12	424	240	-0.43	2	-1.07	3	Concrete
Floor	1	-19	4	23	0.01	22	2	7	268	12	353	240	-0.43	2	1.65	3	Concrete

## Blairsville Point Survey Form #003

Survey Serial #:	01-018
Survey Section:	1
Survey Unit:	21
Survey Sub-unit:	1

Alpha Survey Instruments				
Inst.	Inst.		Corr.	Bkg.
S/N	Code	Eff. %	Fac.	CPM
1517	7	19.7	5.08	3

Beta Survey Instruments				
Inst.	Inst.		Corr.	Bkg.
S/N	Code	Eff. %	Fac.	CPM
1595	12	31.8	3.14	279


Gamma or Beta/Gamma Instruments			
Inst.	Inst.		Detection
S/N	Code	Bkg.	Type
1522	22	0.012	Beta / Gamma
234	23	5	Gamma

Classification:	3
Survey Type:	Lower

Alpha Counting Instruments				
Inst.	Inst.		Corr.	Bkg.
S/N	Code	Eff. %	Fac.	CPM
13295	2	42.75	2.34	0.19

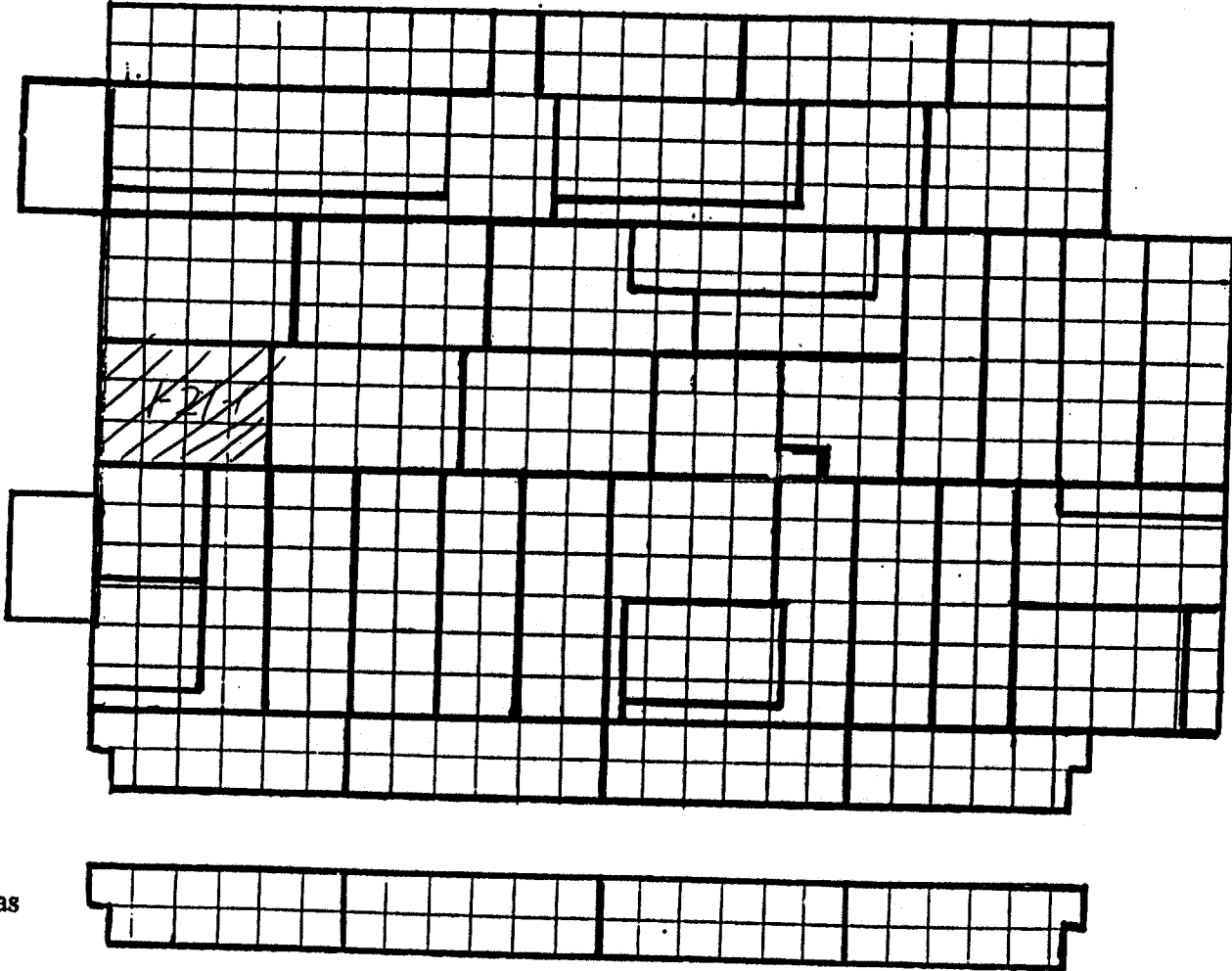
Beta Counting Instruments				
Inst.	Inst.		Corr.	Bkg.
S/N	Code	Eff. %	Fac.	CPM
13295	3	36.84	2.71	1.39

Survey Date:	11/3/94
Count Date:	11/10/94

Surveyor:	J. Shoemaker / C. Vergari
Signature:	

Surface Description	Coordinates		Gamma at 1m	Gamma Inst.	Beta/Gamma Contact	Beta/Gamma Code	Contact Gross 1 min. Count	Alpha Inst.	Contact Gross 1 min. Count	Beta Inst.	Scari Contact Gross CPM		Removable DPM/100 cm2	Alpha Count	Removable DPM/100 cm2	Beta Count	Comments
	X	Y	uR/hr	Code	mR/hr	Code	Alpha	Beta	Code	Max Beta	Avg Beta	Alpha	Code	Beta	Code		
	Floor	7	-20	5	23	0.013	22	2	7	232	12	372	240	-0.43	2	3.00	
Floor	12	-20	5	23	0.017	22	1	7	208	12	359	260	-0.43	2	4.36	3	Concrete
Floor	12	-21	5	23	0.02	22	3	7	190	12	365	260	0.74	2	3.00	3	Concrete
Floor	7	-21	6	23	0.012	22	1	7	319	12	447	260	-0.43	2	0.29	3	Concrete
Floor	11	-21	6	23	0.019	22	5	7	327	12	415	230	0.74	2	0.29	3	Concrete
Floor	14	-21	5	23	0.017	22	6	7	302	12	418	260	-0.43	2	-2.42	3	Concrete
Floor	12	-3	5	23	0.016	22	1	7	323	12	373	290	-0.43	2	0.29	3	Concrete
Floor	17	-3	6	23	0.018	22	2	7	314	12	365	260	-0.43	2	0.29	3	Concrete

# SURVEY UNITS FOR SECTION ONE



Second Floor Areas

MAIN BUILDING  
SMP  
BLAIRSVILLE SITE

**LB5100-W Low Background Counting System – Smear Analysis**

Date: 11/15/94  
 Counting Unit id: 1  
 Data file name: C:\LBXL\UNIT1\B01-018.XLD  
 Batch Ended: 11/10/94 13:45  
 Crosstalk Correction: Not Applied

Alpha activity action level (DPM): 20.00  
 Beta activity action level (DPM): 200.00  
 Certainty level for MDA and flags: 95.00%  
 High Voltage Setting: 1410

Application Revision: 3  
 Application Version: Standard

Alpha efficiency log file: pu239ab  
 Alpha Efficiency: 42.75%  
 Alpha to Beta Crosstalk: 5.85%  
 Alpha Background (CPM): 0.185714286  
 Alpha Correction Factor: 1.000

Beta efficiency log file: tc99ab  
 Beta Efficiency: 36.84%  
 Beta into Alpha Crosstalk: 0.03%  
 Beta Background (CPM): 1.392857143  
 Beta Correction Factor: 1.000

Batch ID: Blairsville 1-21-1

Carrier	Alpha Activity				Beta Activity				Count time (min)	Alpha CPM	Beta CPM	Completion Date - Time
	DPM	$\sigma$	flags	MDA	DPM	$\sigma$	flags	MDA				
34	0.735	1.17	<MDA	5.53	4.36	3.34	<AL	11.18	2.00	0.314	1.61	11/10/94 12:37
35	-0.434	1.17	<MDA	5.53	-3.78	1.38	<MDA	11.18	2.00	-0.186	-1.39	11/10/94 12:39
36	-0.434	1.17	<MDA	5.53	-2.42	1.38	<MDA	11.18	2.00	-0.186	-0.89	11/10/94 12:42
37	0.735	1.17	<MDA	5.53	-1.07	1.94	<MDA	11.18	2.00	0.314	-0.39	11/10/94 12:44
38	0.735	1.17	<MDA	5.53	1.65	2.73	<MDA	11.18	2.00	0.314	0.61	11/10/94 12:46
39	-0.434	1.17	<MDA	5.53	1.65	2.73	<MDA	11.18	2.00	-0.186	0.61	11/10/94 12:48
40	-0.434	1.17	<MDA	5.53	-1.07	1.94	<MDA	11.18	2.00	-0.186	-0.39	11/10/94 12:50
41	-0.434	1.17	<MDA	5.53	-1.07	1.94	<MDA	11.18	2.00	-0.186	-0.39	11/10/94 12:53
42	-0.434	1.17	<MDA	5.53	3.00	3.05	<MDA	11.18	2.00	-0.186	1.11	11/10/94 12:55
43	-0.434	1.17	<MDA	5.53	5.72	3.60	<AL	11.18	2.00	-0.186	2.11	11/10/94 12:57
44	0.735	1.17	<MDA	5.53	3.00	3.05	<MDA	11.18	2.00	0.314	1.11	11/10/94 12:59
45	0.735	1.17	<MDA	5.53	8.43	4.08	<AL	11.18	2.00	0.314	3.11	11/10/94 13:01
46	-0.434	1.17	<MDA	5.53	0.29	2.37	<MDA	11.18	2.00	-0.186	0.11	11/10/94 13:03
47	0.735	1.17	<MDA	5.53	1.65	2.73	<MDA	11.18	2.00	0.314	0.61	11/10/94 13:06
48	-0.434	1.17	<MDA	5.53	-2.42	1.38	<MDA	11.18	2.00	-0.186	-0.89	11/10/94 13:08
49	0.735	1.17	<MDA	5.53	-2.42	1.38	<MDA	11.18	2.00	0.314	-0.89	11/10/94 13:10
50	0.735	1.17	<MDA	5.53	1.65	2.73	<MDA	11.18	2.00	0.314	0.61	11/10/94 13:12
51	-0.434	1.17	<MDA	5.53	7.08	3.85	<AL	11.18	2.00	-0.186	2.61	11/10/94 13:15
52	0.735	1.17	<MDA	5.53	3.00	3.05	<MDA	11.18	2.00	0.314	1.11	11/10/94 13:17
53	0.735	1.17	<MDA	5.53	5.72	3.60	<AL	11.18	2.00	0.314	2.11	11/10/94 13:19
54	0.735	1.17	<MDA	5.53	-1.07	1.94	<MDA	11.18	2.00	0.314	-0.39	11/10/94 13:21
55	-0.434	1.17	<MDA	5.53	-1.07	1.94	<MDA	11.18	2.00	-0.186	-0.39	11/10/94 13:23
56	-0.434	1.17	<MDA	5.53	1.65	2.73	<MDA	11.18	2.00	-0.186	0.61	11/10/94 13:25
57	-0.434	1.17	<MDA	5.53	3.00	3.05	<MDA	11.18	2.00	-0.186	1.11	11/10/94 13:28

**LB5100-W Low Background Counting System -- Smear Analysis**

Date: 11/15/94  
 Counting Unit id: 1  
 Data file name: C:\LBXL\UNIT1\B01-018.XLD  
 Batch Ended: 11/10/94 13:45  
 Crosstalk Correction: Not Applied

Alpha activity action level (DPM): 20.00  
 Beta activity action level (DPM): 200.00  
 Certainty level for MDA and flags: 95.00%  
 High Voltage Setting: 1410

Application Revision: 3  
 Application Version: Standard

Batch ID: Blairsville 1-21-1

Carrier	Alpha Activity				Beta Activity				Count time (min)	Alpha CPM	Beta CPM	Completion Date - Time
	DPM	$\sigma$	flags	MDA	DPM	$\sigma$	flags	MDA				
58	-0.434	1.17	<MDA	5.53	4.36	3.34	<AL	11.18	2.00	-0.186	1.61	11/10/94 13:30
59	0.735	1.17	<MDA	5.53	3.00	3.05	<MDA	11.18	2.00	0.314	1.11	11/10/94 13:32
60	-0.434	1.17	<MDA	5.53	0.29	2.37	<MDA	11.18	2.00	-0.186	0.11	11/10/94 13:34
61	0.735	1.17	<MDA	5.53	0.29	2.37	<MDA	11.18	2.00	0.314	0.11	11/10/94 13:36
62	-0.434	1.17	<MDA	5.53	-2.42	1.38	<MDA	11.18	2.00	-0.186	-0.89	11/10/94 13:39
63	-0.434	1.17	<MDA	5.53	0.29	2.37	<MDA	11.18	2.00	-0.186	0.11	11/10/94 13:41
64	-0.434	1.17	<MDA	5.53	0.29	2.37	<MDA	11.18	2.00	-0.186	0.11	11/10/94 13:43
65	-0.434	1.17	<MDA	5.53	5.72	3.60	<AL	11.18	2.00	-0.186	2.11	11/10/94 13:45

Alpha efficiency log file: pu239ab Alpha Efficiency: 42.75% Alpha to Beta Crosstalk: 5.85% Alpha Background (CPM): 0.185714286 Alpha Correction Factor: 1.000
Beta efficiency log file: tc99ab Beta Efficiency: 36.84% Beta into Alpha Crosstalk: 0.03% Beta Background (CPM): 1.392857143 Beta Correction Factor: 1.000

# Blairsville Point Survey Form #003

Survey Serial #:	01-019
Survey Section:	1
Survey Unit:	25
Survey Sub-unit:	1

Alpha Survey Instruments				
Inst. S/N	Inst. Code	Eff. %	Corr. Fac.	Bkg. CPM
1517	7	19.7	5.08	2

Beta Survey Instruments				
Inst. S/N	Inst. Code	Eff. %	Corr. Fac.	Bkg. CPM
1595	12	31.8	3.14	286


Gamma or Beta/Gamma Instruments			
Inst. S/N	Inst. Code	Bkg.	Detection Type
234	23	5	Gamma
1522	22	0.012	Beta / Gamma

Classification:	3
Survey Type:	Lower

Alpha Counting Instruments				
Inst. S/N	Inst. Code	Eff. %	Corr. Fac.	Bkg. CPM
13295	2	42.75	2.34	0.19

Beta Counting Instruments				
Inst. S/N	Inst. Code	Eff. %	Corr. Fac.	Bkg. CPM
13295	3	36.84	2.71	1.39

Survey Date:	11/7/94
Count Date:	11/10/94

Surveyor:	J. Shoemaker / C. Vergari
Signature:	

Surface Description	Coordinates		Gamma at 1m	Gamma Inst.	Beta/Gamma Contact	Beta/Gamma Code	Contact Gross 1 min. Count	Alpha Inst. Code	Contact Gross 1 min. Count	Beta Inst. Code	Scan Contact Gross CPM		Removable DPM/100 cm2	Alpha Count	Removable DPM/100 cm2	Beta Count	Comments
	X	Y	uR/hr	Code	mR/hr	Code	Alpha	Beta	Code	Max Beta	Avg Beta	Alpha	Beta	Code			
	Floor	5	0	6	23	0.021	22	1	7	310	12	351	240	1.90	2	7.08	
Floor	9	0	5	23	0.015	22	3	7	293	12	310	220	-0.43	2	1.65	3	Concrete
Floor	13	0	5	23	0.011	22	4	7	305	12	352	240	-0.43	2	-1.07	3	Concrete
Floor	15	0	5	23	0.016	22	0	7	299	12	369	270	0.74	2	1.65	3	Concrete
Floor	15	-1	5	23	0.01	22	1	7	294	12	344	260	0.74	2	4.36	3	Concrete
Floor	5	-2	6	23	0.01	22	1	7	288	12	347	220	-0.43	2	1.65	3	Concrete
Floor	9	-2	5	23	0.013	22	1	7	298	12	289	250	-0.43	2	3.00	3	Concrete
Floor	4	-4	4	23	0.022	22	2	7	304	12	367	270	-0.43	2	0.29	3	Concrete
Floor	7	-4	5	23	0.014	22	0	7	315	12	310	260	0.74	2	3.00	3	Concrete
Floor	9	-4	6	23	0.016	22	3	7	305	12	329	270	0.74	2	-3.78	3	Concrete
Floor	4	-6	5	23	0.01	22	2	7	305	12	348	260	1.90	2	-1.07	3	Concrete
Floor	9	-6	6	23	0.013	22	4	7	318	12	347	270	-0.43	2	1.65	3	Concrete
Floor	9	-8	6	23	0.013	22	1	7	301	12	346	200	-0.43	2	3.00	3	Concrete
Floor	11	-8	5	23	0.011	22	2	7	287	12	356	250	-0.43	2	-2.42	3	Concrete
Floor	7	-10	4	23	0.012	22	1	7	301	12	326	230	4.24	2	-1.07	3	Concrete
Floor	9	-10	4	23	0.01	22	1	7	301	12	381	260	-0.43	2	0.29	3	Concrete
Floor	11	-10	5	23	0.011	22	3	7	320	12	301	240	-0.43	2	-1.07	3	Concrete
Floor	3	-12	4	23	0.014	22	2	7	289	12	339	250	0.74	2	0.29	3	Concrete
Floor	5	-12	4	23	0.01	22	1	7	275	12	354	240	-0.43	2	0.29	3	Concrete
Floor	7	-12	5	23	0.013	22	1	7	289	12	335	230	-0.43	2	-2.42	3	Concrete
Floor	9	-12	4	23	0.014	22	4	7	208	12	375	250	0.74	2	4.36	3	Concrete
Floor	9	-14	5	23	0.01	22	2	7	279	12	371	240	-0.43	2	-1.07	3	Concrete
Floor	7	-15	6	23	0.016	22	3	7	298	12	385	270	-0.43	2	1.65	3	Concrete

## Blairsville Point Survey Form #003

Survey Serial #:	01-019
Survey Section:	1
Survey Unit:	25
Survey Sub-unit:	1

Alpha Survey Instruments				
Inst. S/N	Inst. Code	Eff. %	Corr. Fac.	Bkg. CPM
1517	7	19.7	5.08	2


Beta Survey Instruments				
Inst. S/N	Inst. Code	Eff. %	Corr. Fac.	Bkg. CPM
1595	12	31.8	3.14	286

Gamma or Beta/Gamma Instruments			
Inst. S/N	Inst. Code	Bkg.	Detection Type
234	23	5	Gamma
1522	22	0.012	Beta / Gamma

Classification:	3
Survey Type:	Lower
Survey Date:	11/7/94
Count Date:	11/10/94

Alpha Counting Instruments				
Inst. S/N	Inst. Code	Eff. %	Corr. Fac.	Bkg. CPM
13295	2	42.75	2.34	0.19

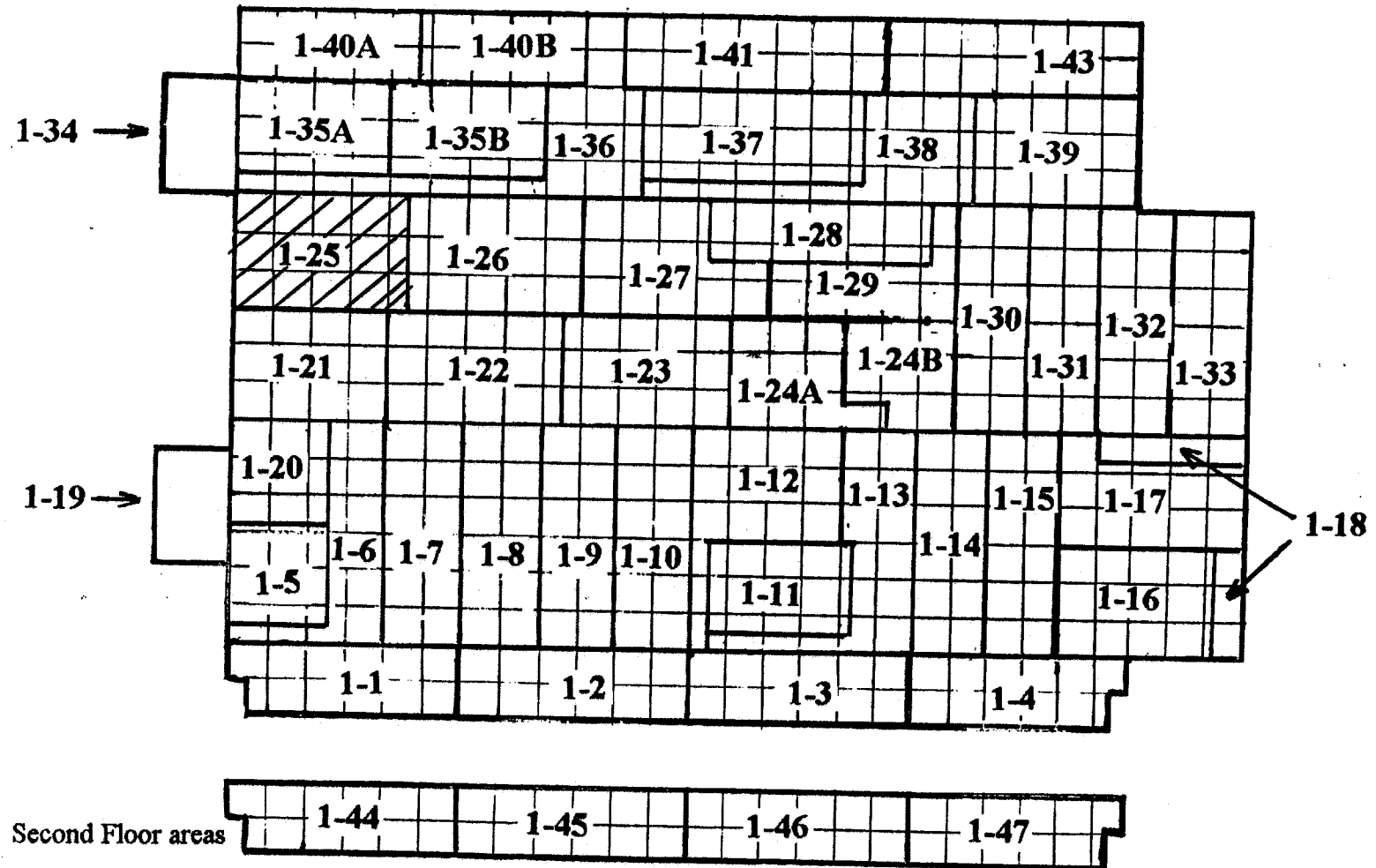
Beta Counting Instruments				
Inst. S/N	Inst. Code	Eff. %	Corr. Fac.	Bkg. CPM
13295	3	36.84	2.71	1.39

Surveyor:	J. Shoemaker / C. Vergari
Signature:	

Surface Description	Coordinates		Gamma at 1m	Gamma Inst.	Beta/Gamma Contact	Beta/Gamma	Contact Gross 1 min. Count	Alpha Inst.	Contact Gross 1 min. Count	Beta Inst.	Scan Contact Gross CPM		Removable DPM/100 cm2	Alpha Count	Removable DPM/100 cm2	Beta Count	Comments
			uR/hr	Code	mR/hr	Code	Alpha	Code	Beta	Code	Max Beta	Avg Beta	Alpha	Code	Beta	Code	
	X	Y															
Floor	9	-16	5	23	0.015	22	2	7	273	12	367	270	-0.43	2	5.72	3	Concrete
Floor	7	-18	5	23	0.011	22	2	7	318	12	359	240	0.74	2	1.65	3	Concrete
Floor	9	-20	5	23	0.013	22	3	7	307	12	367	260	-0.43	2	3.00	3	Concrete
Floor	7	-22	6	23	0.017	22	0	7	293	12	350	250	-0.43	2	-3.78	3	Concrete
Floor	9	-24	6	23	0.016	22	2	7	294	12	355	260	0.74	2	4.36	3	Concrete
Floor	5	-24	5	23	0.014	22	2	7	332	12	365	220	-0.43	2	-1.07	3	Concrete
Floor	7	-26	5	23	0.013	22	2	7	303	12	904	320	-0.43	2	-2.42	3	Concrete
Floor	9	-26	5	23	0.013	22	1	7	327	12	397	280	-0.43	2	3.00	3	Concrete



# SURVEY UNITS FOR SECTION ONE



MAIN BUILDING  
SMP  
BLAIRSVILLE SITE

**LB5100-W Low Background Counting System -- Smear Analysis**

Date: 11/15/94  
 Counting Unit id: 1  
 Data file name: C:\LBXL\UNIT1\B01-019.XLD  
 Batch Ended: 11/10/94 14:56  
 Crosstalk Correction: Not Applied

Alpha activity action level (DPM): 20.00  
 Beta activity action level (DPM): 200.00  
 Certainty level for MDA and flags: 95.00%  
 High Voltage Setting: 1410

Application Revision: 3  
 Application Version: Standard

Alpha efficiency log file: pu239ab  
 Alpha Efficiency: 42.75%  
 Alpha to Beta Crosstalk: 5.85%  
 Alpha Background (CPM): 0.185714286  
 Alpha Correction Factor: 1.000

Beta efficiency log file: tc99ab  
 Beta Efficiency: 36.84%  
 Beta into Alpha Crosstalk: 0.03%  
 Beta Background (CPM): 1.392857143  
 Beta Correction Factor: 1.000

Batch ID: Blairsville 1-25-1

Carrier	Alpha Activity				Beta Activity				Count time (min)	Alpha CPM	Beta CPM	Completion Date - Time
	DPM	$\sigma$	flags	MDA	DPM	$\sigma$	flags	MDA				
66	1.905	1.66	<AL	5.53	7.08	3.85	<AL	11.18	2.00	0.814	2.61	11/10/94 13:48
67	-0.434	1.17	<MDA	5.53	1.65	2.73	<MDA	11.18	2.00	-0.186	0.61	11/10/94 13:50
68	-0.434	1.17	<MDA	5.53	-1.07	1.94	<MDA	11.18	2.00	-0.186	-0.39	11/10/94 13:52
69	0.735	1.17	<MDA	5.53	1.65	2.73	<MDA	11.18	2.00	0.314	0.61	11/10/94 13:54
70	0.735	1.17	<MDA	5.53	4.36	3.34	<AL	11.18	2.00	0.314	1.61	11/10/94 13:56
71	-0.434	1.17	<MDA	5.53	1.65	2.73	<MDA	11.18	2.00	-0.186	0.61	11/10/94 13:59
72	-0.434	1.17	<MDA	5.53	3.00	3.05	<MDA	11.18	2.00	-0.186	1.11	11/10/94 14:01
73	-0.434	1.17	<MDA	5.53	0.29	2.37	<MDA	11.18	2.00	-0.186	0.11	11/10/94 14:03
74	0.735	1.17	<MDA	5.53	3.00	3.05	<MDA	11.18	2.00	0.314	1.11	11/10/94 14:05
75	0.735	1.17	<MDA	5.53	-3.78	1.38	<MDA	11.18	2.00	0.314	-1.39	11/10/94 14:07
76	1.905	1.66	<AL	5.53	-1.07	1.94	<MDA	11.18	2.00	0.814	-0.39	11/10/94 14:10
77	-0.434	1.17	<MDA	5.53	1.65	2.73	<MDA	11.18	2.00	-0.186	0.61	11/10/94 14:12
78	-0.434	1.17	<MDA	5.53	3.00	3.05	<MDA	11.18	2.00	-0.186	1.11	11/10/94 14:14
79	-0.434	1.17	<MDA	5.53	-2.42	1.38	<MDA	11.18	2.00	-0.186	-0.89	11/10/94 14:16
80	4.244	2.34	<AL	5.53	-1.07	1.94	<MDA	11.18	2.00	1.814	-0.39	11/10/94 14:18
81	-0.434	1.17	<MDA	5.53	0.29	2.37	<MDA	11.18	2.00	-0.186	0.11	11/10/94 14:20
82	-0.434	1.17	<MDA	5.53	-1.07	1.94	<MDA	11.18	2.00	-0.186	-0.39	11/10/94 14:23
83	0.735	1.17	<MDA	5.53	0.29	2.37	<MDA	11.18	2.00	0.314	0.11	11/10/94 14:25
84	-0.434	1.17	<MDA	5.53	0.29	2.37	<MDA	11.18	2.00	-0.186	0.11	11/10/94 14:27
85	-0.434	1.17	<MDA	5.53	-2.42	1.38	<MDA	11.18	2.00	-0.186	-0.89	11/10/94 14:29
86	0.735	1.17	<MDA	5.53	4.36	3.34	<AL	11.18	2.00	0.314	1.61	11/10/94 14:31
87	-0.434	1.17	<MDA	5.53	-1.07	1.94	<MDA	11.18	2.00	-0.186	-0.39	11/10/94 14:34
88	-0.434	1.17	<MDA	5.53	1.65	2.73	<MDA	11.18	2.00	-0.186	0.61	11/10/94 14:36
89	-0.434	1.17	<MDA	5.53	5.72	3.60	<AL	11.18	2.00	-0.186	2.11	11/10/94 14:38

**LB5100-W Low Background Counting System -- Smear Analysis**

Date: 11/15/94  
 Counting Unit id: 1  
 Data file name: C:\LBXL\UNIT1\B01-019.XLD  
 Batch Ended: 11/10/94 14:56  
 Crosstalk Correction: Not Applied

Alpha activity action level (DPM): 20.00  
 Beta activity action level (DPM): 200.00  
 Certainty level for MDA and flags: 95.00%  
 High Voltage Setting: 1410

Application Revision: 3  
 Application Version: Standard

Alpha efficiency log file: pu239ab Alpha Efficiency: 42.75% Alpha to Beta Crosstalk: 5.85% Alpha Background (CPM): 0.185714286 Alpha Correction Factor: 1.000
Beta efficiency log file: tc99ab Beta Efficiency: 36.84% Beta into Alpha Crosstalk: 0.03% Beta Background (CPM): 1.392857143 Beta Correction Factor: 1.000

Batch ID: Blairsville 1-25-1

Carrier	Alpha Activity				Beta Activity				Count time (min)	Alpha CPM	Beta CPM	Completion Date - Time
	DPM	$\sigma$	flags	MDA	DPM	$\sigma$	flags	MDA				
90	0.735	1.17	<MDA	5.53	1.65	2.73	<MDA	11.18	2.00	0.314	0.61	11/10/94 14:40
1	-0.434	1.17	<MDA	5.53	3.00	3.05	<MDA	11.18	2.00	-0.186	1.11	11/10/94 14:43
2	-0.434	1.17	<MDA	5.53	-3.78	1.38	<MDA	11.18	2.00	-0.186	-1.39	11/10/94 14:45
3	0.735	1.17	<MDA	5.53	4.36	3.34	<AL	11.18	2.00	0.314	1.61	11/10/94 14:47
4	-0.434	1.17	<MDA	5.53	-1.07	1.94	<MDA	11.18	2.00	-0.186	-0.39	11/10/94 14:49
5	-0.434	1.17	<MDA	5.53	-2.42	1.38	<MDA	11.18	2.00	-0.186	-0.89	11/10/94 14:51
6	-0.434	1.17	<MDA	5.53	3.00	3.05	<MDA	11.18	2.00	-0.186	1.11	11/10/94 14:53
7	-0.434	1.17	<MDA	5.53	3.00	3.05	<MDA	11.18	2.00	-0.186	1.11	11/10/94 14:56

# Blairsville Point Survey Form #003

Survey Serial #:	01-020
------------------	--------

Survey Section:	1
-----------------	---

Survey Unit:	26
--------------	----

Survey Sub-unit:	1
------------------	---

Classification:	3
-----------------	---

Survey Type:	Lower
--------------	-------

Survey Date:	11/7/94
--------------	---------

Count Date:	11/10/94
-------------	----------

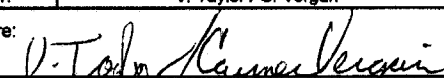
Alpha Survey Instruments				
Inst. S/N	Inst. Code	Eff. %	Corr. Fac.	Bkg. CPM
1517	7	19.7	5.08	3

Beta Survey Instruments				
Inst. S/N	Inst. Code	Eff. %	Corr. Fac.	Bkg. CPM
1595	12	31.8	3.14	335

Gamma or Beta/Gamma Instruments			
Inst. S/N	Inst. Code	Bkg.	Detection Type
234	23	5	Gamma
1522	22	0.012	Beta / Gamma

Alpha Counting Instruments				
Inst. S/N	Inst. Code	Eff. %	Corr. Fac.	Bkg. CPM
13295	2	42.75	2.34	0.19

Beta Counting Instruments				
Inst. S/N	Inst. Code	Eff. %	Corr. Fac.	Bkg. CPM
13295	3	36.84	2.71	1.39

Surveyor:	V. Taylor / C. Vergari
Signature:	

Surface Description	Coordinates		Gamma at 1m	Gamma Inst.	Beta/Gamma Contact	Beta/Gamma Code	Contact Gross 1 min. Count	Alpha Inst. Code	Contact Gross 1 min. Count	Beta Inst. Code	Scan Contact Gross CPM		Removable DPM/100 cm2	Alpha Count	Removable DPM/100 cm2	Beta Count	Comments
	X	Y	uR/hr	Code	mR/hr	Code	Alpha	Beta	Code	Max Beta	Avg Beta	Alpha	Beta	Code			
	Floor	2	-2	6	23	0.017	22	1	7	358	12	479	310	-0.43	2	-1.07	
Floor	7	-2	6	23	0.015	22	3	7	323	12	282	240	0.74	2	1.65	3	Concrete
Floor	9	-2	5	23	0.013	22	3	7	328	12	335	265	0.74	2	-1.07	3	Concrete
Floor	12	-2	5	23	0.012	22	1	7	309	12	340	230	-0.43	2	1.65	3	Concrete
Floor	12	-6	5	23	0.013	22	1	7	304	12	347	260	0.74	2	-2.42	3	Concrete
Floor	12	-8	5	23	0.016	22	0	7	257	12	289	240	0.74	2	4.36	3	Concrete
Floor	13	-10	4	23	0.011	22	0	7	306	12	329	270	0.74	2	-1.07	3	Concrete
Floor	2	-6	5	23	0.01	22	1	7	340	12	342	220	-0.43	2	-1.07	3	Concrete
Floor	7	-6	5	23	0.016	22	3	7	334	12	310	240	-0.43	2	-1.07	3	Concrete
Floor	0	-8	6	23	0.012	22	0	7	335	12	355	270	1.90	2	-1.07	3	Concrete
Floor	4	-9	4	23	0.013	22	3	7	298	12	261	250	-0.43	2	0.29	3	Concrete
Floor	2	-10	5	23	0.011	22	1	7	301	12	366	240	1.90	2	4.36	3	Concrete
Floor	-2.5	-10	6	23	0.015	22	3	7	296	12	337	260	-0.43	2	0.29	3	Concrete
Floor	-2.5	-14	4	23	0.015	22	3	7	297	12	341	260	0.74	2	1.65	3	Concrete
Floor	-2.5	-18	4	23	0.012	22	5	7	310	12	292	240	-0.43	2	0.29	3	Concrete
Floor	-2.5	-22	4	23	0.02	22	0	7	311	12	313	250	-0.43	2	3.00	3	Concrete
Floor	2	-12	5	23	0.011	22	3	7	299	12	457	310	-0.43	2	-1.07	3	Concrete
Floor	0	-14	6	23	0.021	22	1	7	318	12	434	275	-0.43	2	-2.42	3	Concrete
Floor	0	-16	6	23	0.014	22	3	7	300	12	374	270	1.90	2	1.65	3	Concrete
Floor	0	-20	5	23	0.01	22	0	7	263	12	406	280	-0.43	2	0.29	3	Concrete
Floor	2	-24	6	23	0.012	22	1	7	302	12	356	260	-0.43	2	1.65	3	Concrete
Floor	2	-25	6	23	0.012	22	0	7	274	12	404	270	-0.43	2	4.36	3	Concrete
Floor	4	-24	5	23	0.021	22	2	7	322	12	278	280	-0.43	2	9.79	3	Concrete

# Blairsville Point Survey Form #003

Survey Serial #:	01-020
Survey Section:	1
Survey Unit:	26
Survey Sub-unit:	1

Alpha Survey Instruments				
Inst. S/N	Inst. Code	Eff. %	Corr. Fac.	Bkg. CPM
1517	7	19.7	5.08	3

Beta Survey Instruments				
Inst. S/N	Inst. Code	Eff. %	Corr. Fac.	Bkg. CPM
1595	12	31.8	3.14	335


Gamma or Beta/Gamma Instruments			
Inst. S/N	Inst. Code	Bkg.	Detection Type
234	23	5	Gamma
1522	22	0.012	Beta / Gamma

Classification:	3
Survey Type:	Lower

Alpha Counting Instruments				
Inst. S/N	Inst. Code	Eff. %	Corr. Fac.	Bkg. CPM
13295	2	42.75	2.34	0.19

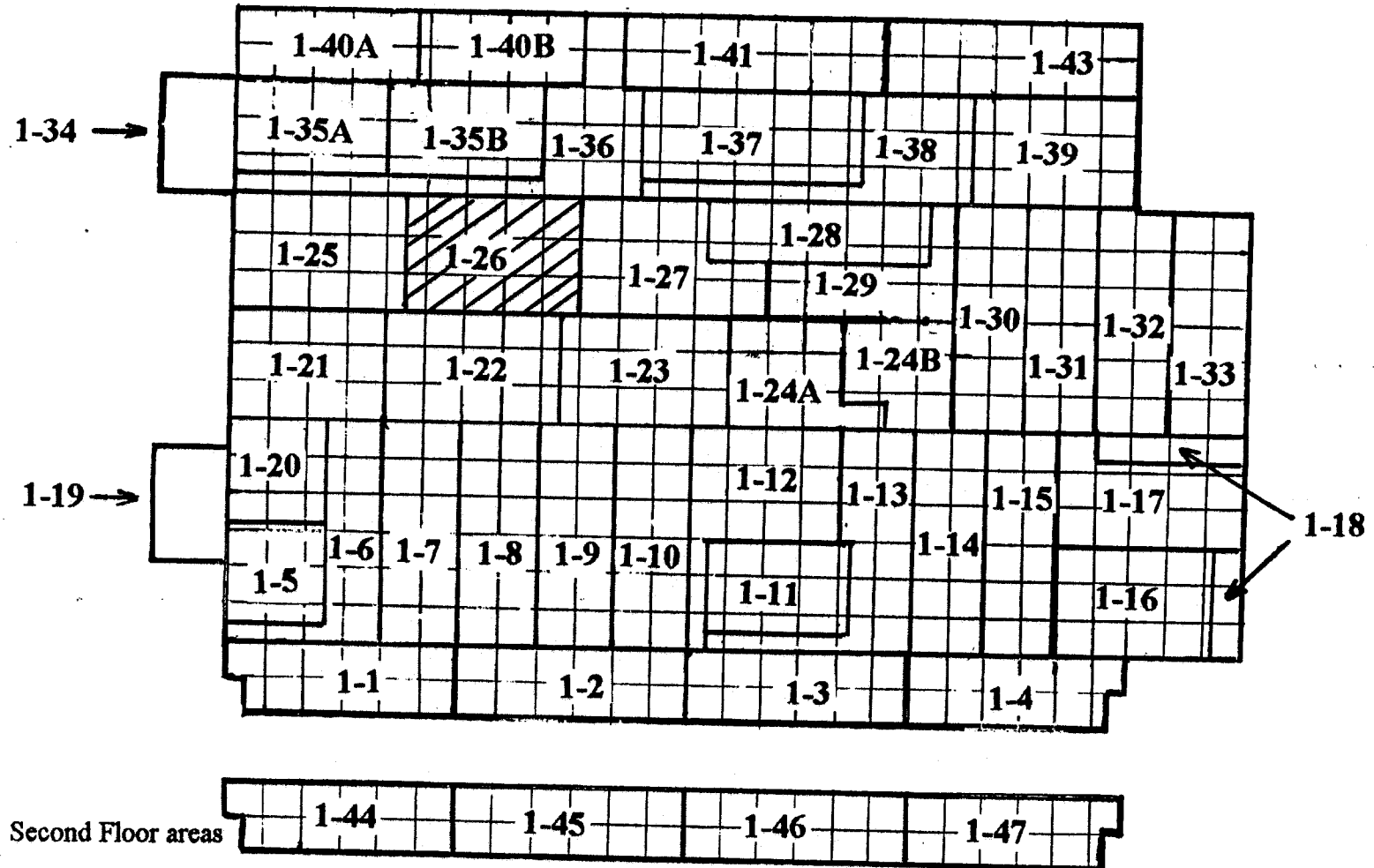
Beta Counting Instruments				
Inst. S/N	Inst. Code	Eff. %	Corr. Fac.	Bkg. CPM
13295	3	36.84	2.71	1.39

Survey Date:	11/7/94
Count Date:	11/10/94

Surveyor:	V. Taylor / C. Vergari
Signature:	

Surface Description	Coordinates		Gamma at 1m	Gamma Inst.	Beta/Gamma Contact	Beta/Gamma Code	Contact Gross 1 min. Count	Alpha Inst.	Contact Gross 1 min. Count	Beta Inst.	Scan Contact Gross CPM		Removable DPM/100 cm2	Alpha Count	Removable DPM/100 cm2	Beta Count	Comments
	X	Y	uR/hr	Code	mR/hr	Code	Alpha	Code	Beta	Code	Max Beta	Avg Beta	Alpha	Code	Beta	Code	
Floor	8	-24	5	23	0.01	22	1	7	283	12	430	290	-0.43	2	-2.42	3	Concrete
Floor	8	-20	5	23	0.015	22	0	7	287	12	338	250	-0.43	2	-1.07	3	Concrete
Floor	8	-16	5	23	0.013	22	1	7	273	12	431	290	-0.43	2	0.29	3	Concrete
Floor	10	-24	5	23	0.018	22	3	7	269	12	295	240	-0.43	2	3.00	3	Concrete
Floor	12	-24	4	23	0.013	22	2	7	295	12	356	280	-0.43	2	-2.42	3	Concrete
Floor	10	-26	4	23	0.017	22	8	7	265	12	366	290	-0.43	2	-2.42	3	Concrete
Floor	6	-26	5	23	0.016	22	0	7	295	12	454	310	1.90	2	4.36	3	Concrete
Floor	2	-26	5	23	0.012	22	3	7	286	12	326	230	-0.43	2	4.36	3	Concrete

# SURVEY UNITS FOR SECTION ONE



MAIN BUILDING  
 SMP  
 BLAIRSVILLE SITE

**LB5100-W Low Background Counting System – Smear Analysis**

Date: 11/15/94  
 Counting Unit id: 1  
 Data file name: C:\LBXL\UNIT1\B01-020.XLD  
 Batch Ended: 11/10/94 16:06  
 Crosstalk Correction: Not Applied

Alpha activity action level (DPM): 20.00  
 Beta activity action level (DPM): 200.00  
 Certainty level for MDA and flags: 95.00%  
 High Voltage Setting: 1410

Application Revision: 3  
 Application Version: Standard

Alpha efficiency log file: pu239ab  
 Alpha Efficiency: 42.75%  
 Alpha to Beta Crosstalk: 5.85%  
 Alpha Background (CPM): 0.185714286  
 Alpha Correction Factor: 1.000

Beta efficiency log file: tc99ab  
 Beta Efficiency: 36.84%  
 Beta into Alpha Crosstalk: 0.03%  
 Beta Background (CPM): 1.392857143  
 Beta Correction Factor: 1.000

Carrier	Alpha Activity				Beta Activity				Count time (min)	Alpha CPM	Beta CPM	Completion Date - Time
	DPM	$\sigma$	flags	MDA	DPM	$\sigma$	flags	MDA				
1	-0.434	1.17	<MDA	5.53	-1.07	1.94	<MDA	11.18	2.00	-0.186	-0.39	11/10/94 14:58
2	0.735	1.17	<MDA	5.53	1.65	2.73	<MDA	11.18	2.00	0.314	0.61	11/10/94 15:00
3	0.735	1.17	<MDA	5.53	-1.07	1.94	<MDA	11.18	2.00	0.314	-0.39	11/10/94 15:02
4	-0.434	1.17	<MDA	5.53	1.65	2.73	<MDA	11.18	2.00	-0.186	0.61	11/10/94 15:05
5	0.735	1.17	<MDA	5.53	-2.42	1.38	<MDA	11.18	2.00	0.314	-0.89	11/10/94 15:07
6	0.735	1.17	<MDA	5.53	4.36	3.34	<AL	11.18	2.00	0.314	1.61	11/10/94 15:09
7	0.735	1.17	<MDA	5.53	-1.07	1.94	<MDA	11.18	2.00	0.314	-0.39	11/10/94 15:11
8	-0.434	1.17	<MDA	5.53	-1.07	1.94	<MDA	11.18	2.00	-0.186	-0.39	11/10/94 15:13
9	-0.434	1.17	<MDA	5.53	-1.07	1.94	<MDA	11.18	2.00	-0.186	-0.39	11/10/94 15:15
10	1.905	1.66	<AL	5.53	-1.07	1.94	<MDA	11.18	2.00	0.814	-0.39	11/10/94 15:18
11	-0.434	1.17	<MDA	5.53	0.29	2.37	<MDA	11.18	2.00	-0.186	0.11	11/10/94 15:20
12	1.905	1.66	<AL	5.53	4.36	3.34	<AL	11.18	2.00	0.814	1.61	11/10/94 15:22
13	-0.434	1.17	<MDA	5.53	0.29	2.37	<MDA	11.18	2.00	-0.186	0.11	11/10/94 15:24
14	0.735	1.17	<MDA	5.53	1.65	2.73	<MDA	11.18	2.00	0.314	0.61	11/10/94 15:27
15	-0.434	1.17	<MDA	5.53	0.29	2.37	<MDA	11.18	2.00	-0.186	0.11	11/10/94 15:29
16	-0.434	1.17	<MDA	5.53	3.00	3.05	<MDA	11.18	2.00	-0.186	1.11	11/10/94 15:31
17	-0.434	1.17	<MDA	5.53	-1.07	1.94	<MDA	11.18	2.00	-0.186	-0.39	11/10/94 15:33
18	-0.434	1.17	<MDA	5.53	-2.42	1.38	<MDA	11.18	2.00	-0.186	-0.89	11/10/94 15:35
19	1.905	1.66	<AL	5.53	1.65	2.73	<MDA	11.18	2.00	0.814	0.61	11/10/94 15:38
20	-0.434	1.17	<MDA	5.53	0.29	2.37	<MDA	11.18	2.00	-0.186	0.11	11/10/94 15:40
21	-0.434	1.17	<MDA	5.53	1.65	2.73	<MDA	11.18	2.00	-0.186	0.61	11/10/94 15:42
22	-0.434	1.17	<MDA	5.53	4.36	3.34	<AL	11.18	2.00	-0.186	1.61	11/10/94 15:44
23	-0.434	1.17	<MDA	5.53	9.79	4.30	<AL	11.18	2.00	-0.186	3.61	11/10/94 15:46
24	-0.434	1.17	<MDA	5.53	-2.42	1.38	<MDA	11.18	2.00	-0.186	-0.89	11/10/94 15:48

**LB5100-W Low Background Counting System – Smear Analysis**

Date: 11/15/94  
 Counting Unit id: 1  
 Data file name: C:\LBXLU\UNIT1\B01-020.XLD  
 Batch Ended: 11/10/94 16:06  
 Crosstalk Correction: Not Applied

Alpha activity action level (DPM): 20.00  
 Beta activity action level (DPM): 200.00  
 Certainty level for MDA and flags: 95.00%  
 High Voltage Setting: 1410

Application Revision: 3  
 Application Version: Standard

Alpha efficiency log file: pu239ab  
 Alpha Efficiency: 42.75%  
 Alpha to Beta Crosstalk: 5.85%  
 Alpha Background (CPM): 0.185714286  
 Alpha Correction Factor: 1.000

Beta efficiency log file: tc99ab  
 Beta Efficiency: 36.84%  
 Beta into Alpha Crosstalk: 0.03%  
 Beta Background (CPM): 1.392857143  
 Beta Correction Factor: 1.000

Batch ID: Blairsville 1-26-1

Carrier	Alpha Activity				Beta Activity				Count time (min)	Alpha CPM	Beta CPM	Completion Date - Time
	DPM	$\sigma$	flags	MDA	DPM	$\sigma$	flags	MDA				
25	-0.434	1.17	<MDA	5.53	-1.07	1.94	<MDA	11.18	2.00	-0.186	-0.39	11/10/94 15:51
26	-0.434	1.17	<MDA	5.53	0.29	2.37	<MDA	11.18	2.00	-0.186	0.11	11/10/94 15:53
27	-0.434	1.17	<MDA	5.53	3.00	3.05	<MDA	11.18	2.00	-0.186	1.11	11/10/94 15:55
28	-0.434	1.17	<MDA	5.53	-2.42	1.38	<MDA	11.18	2.00	-0.186	-0.89	11/10/94 15:57
29	-0.434	1.17	<MDA	5.53	-2.42	1.38	<MDA	11.18	2.00	-0.186	-0.89	11/10/94 15:59
30	1.905	1.66	<AL	5.53	4.36	3.34	<AL	11.18	2.00	0.814	1.61	11/10/94 16:02
31	-0.434	1.17	<MDA	5.53	4.36	3.34	<AL	11.18	2.00	-0.186	1.61	11/10/94 16:04
32	-0.434	1.17	<MDA	5.53	0.29	2.37	<MDA	11.18	2.00	-0.186	0.11	11/10/94 16:06



# Blairsville Point Survey Form #003

Survey Serial #:	01-021
------------------	--------

Survey Section:	1
-----------------	---

Survey Unit:	39
--------------	----

Survey Sub-unit:	1
------------------	---

Classification:	3
-----------------	---

Survey Type:	Lower
--------------	-------

Survey Date:	11/8/94
--------------	---------

Count Date:	11/15/94
-------------	----------

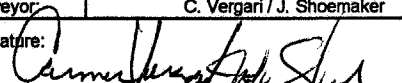
Alpha Survey Instruments				
Inst. S/N	Inst. Code	Eff. %	Corr. Fac.	Bkg. CPM
1517	7	19.7	5.08	1

Beta Survey Instruments				
Inst. S/N	Inst. Code	Eff. %	Corr. Fac.	Bkg. CPM
1595	12	31.8	3.14	314

Gamma or Beta/Gamma Instruments			
Inst. S/N	Inst. Code	Bkg.	Detection Type
5242	16	0.01	Beta / Gamma
234	23	6	Gamma

Alpha Counting Instruments				
Inst. S/N	Inst. Code	Eff. %	Corr. Fac.	Bkg. CPM
13295	2	42.75	2.34	0.19

Beta Counting Instruments				
Inst. S/N	Inst. Code	Eff. %	Corr. Fac.	Bkg. CPM
13295	3	36.84	2.71	1.39

Surveyor:	C. Vergari / J. Shoemaker
Signature:	

Surface Description	Coordinates		Gamma at 1m	Gamma Inst.	Beta/Gamma Contact	Beta/Gamma Code	Contact Gross 1 min. Count	Alpha Inst.	Contact Gross 1 min. Count	Beta Inst.	Scan Contact Gross CPM		Removable DPM/100 cm2	Alpha Count	Removable DPM/100 cm2	Beta Count	Comments
	X	Y	uR/hr	Code	mR/hr	Code	Alpha	Code	Beta	Code	Max Beta	Avg Beta	Alpha	Code	Beta	Code	
	Floor	2	-2	5	23	0.01	16	4	7	322	12	395	250	1.90	2	3.00	
Floor	4	-2	6	23	0.015	16	3	7	330	12	458	300	0.74	2	0.29	3	Concrete
Floor	6	-2	6	23	0.01	16	3	7	314	12	458	350	-0.43	2	1.65	3	Concrete
Floor	8	-2	6	23	0.02	16	2	7	493	12	684	400	4.24	2	4.36	3	Concrete
Floor	10	-2	5	23	0.015	16	2	7	368	12	580	310	-0.43	2	0.29	3	Concrete
Floor	12	-2	5	23	0.015	16	4	7	333	12	478	350	-0.43	2	7.08	3	Concrete
Floor	14	-2	5	23	0.01	16	4	7	312	12	400	300	0.74	2	1.65	3	Concrete
Floor	16	-2	5	23	0.015	16	8	7	318	12	479	350	-0.43	2	-1.07	3	Concrete
Floor	18	-2	4	23	0.01	16	1	7	307	12	370	240	-0.43	2	1.65	3	Concrete
Floor	7	-4	5	23	0.015	16	2	7	355	12	570	400	-0.43	2	1.65	3	Concrete
Floor	14	-4	4	23	0.01	16	2	7	359	12	487	320	0.74	2	7.08	3	Concrete
Floor	14	-6	5	23	0.02	16	3	7	344	12	718	280	0.74	2	5.72	3	Concrete
Floor	16	-6	5	23	0.01	16	1	7	326	12	320	270	-0.43	2	1.65	3	Concrete
Floor	14	-8	5	23	0.015	16	8	7	311	12	411	300	-0.43	2	3.00	3	Concrete
Floor	16	-9	6	23	0.01	16	8	7	316	12	395	290	0.74	2	3.00	3	Concrete
Floor	14	-10	5	23	0.01	16	6	7	320	12	403	300	-0.43	2	3.00	3	Concrete
Floor	14	-12	5	23	0.02	16	2	7	319	12	421	300	-0.43	2	-1.07	3	Concrete
Floor	16	-12	5	23	0.025	16	4	7	295	12	403	280	0.74	2	-2.42	3	Concrete
Floor	14	-14	5	23	0.015	16	4	7	304	12	411	250	-0.43	2	1.65	3	Concrete
Floor	16	-14	5	23	0.01	16	6	7	359	12	482	325	-0.43	2	0.29	3	Concrete
Floor	8	-16	5	23	0.015	16	6	7	789	12	990	700	0.74	2	0.29	3	Concrete
Floor	14	-16	4	23	0.01	16	1	7	346	12	456	310	0.74	2	0.29	3	Concrete
Floor	12	-18	5	23	0.01	16	3	7	294	12	434	260	-0.43	2	5.72	3	Concrete

# Blairsville Point Survey Form #003

Survey Serial #:	01-021
------------------	--------

Survey Section:	1
-----------------	---

Survey Unit:	39
--------------	----

Survey Sub-unit:	1
------------------	---

Classification:	3
-----------------	---

Survey Type:	Lower
--------------	-------

Survey Date:	11/8/94
--------------	---------

Count Date:	11/15/94
-------------	----------


Alpha Survey Instruments				
Inst. S/N	Inst. Code	Eff. %	Corr. Fac.	Bkg. CPM
1517	7	19.7	5.08	1

Beta Survey Instruments				
Inst. S/N	Inst. Code	Eff. %	Corr. Fac.	Bkg. CPM
1595	12	31.8	3.14	314

Gamma or Beta/Gamma Instruments			
Inst. S/N	Inst. Code	Bkg.	Detection Type
5242	16	0.01	Beta / Gamma
234	23	6	Gamma

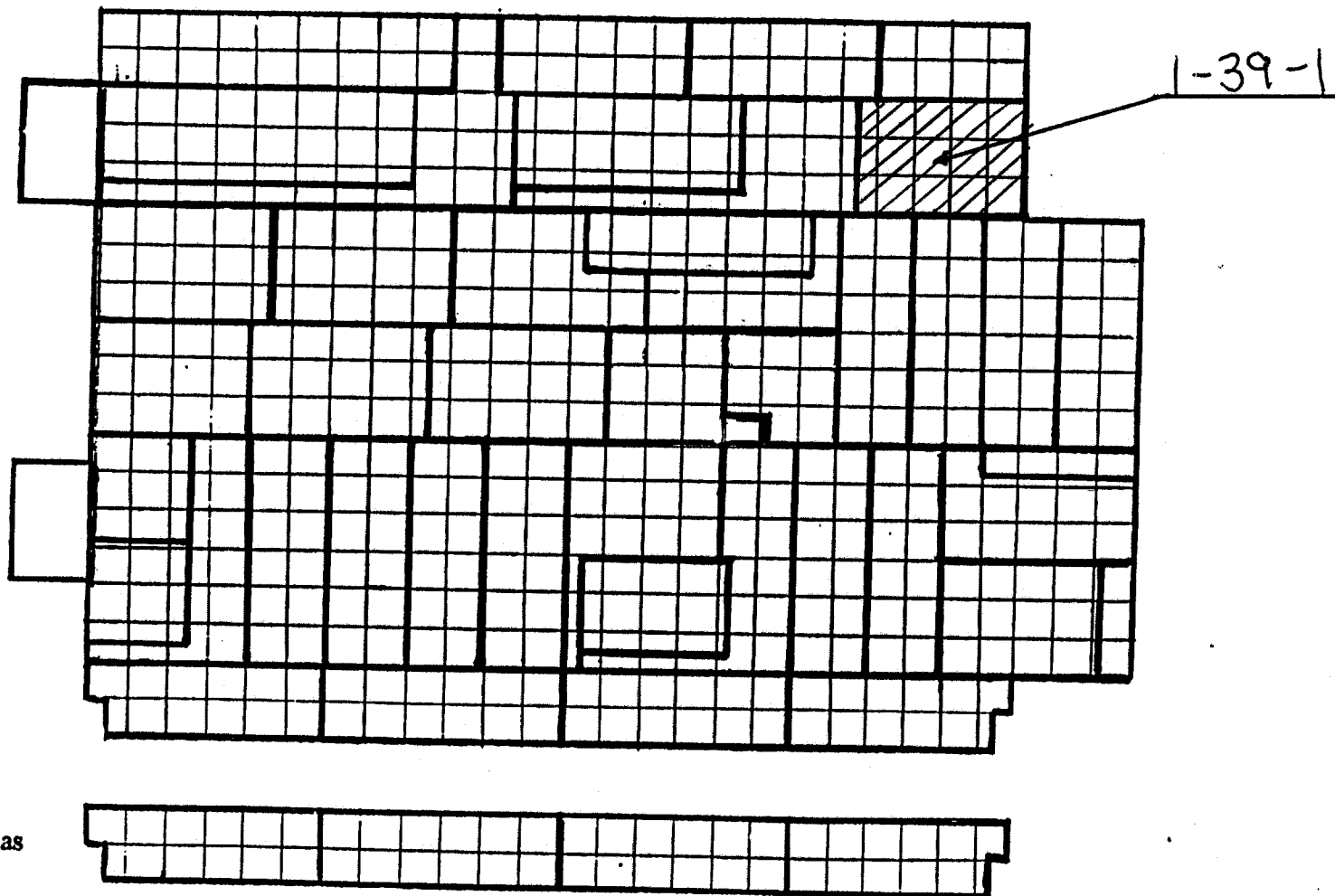
Alpha Counting Instruments				
Inst. S/N	Inst. Code	Eff. %	Corr. Fac.	Bkg. CPM
13295	2	42.75	2.34	0.19

Beta Counting Instruments				
Inst. S/N	Inst. Code	Eff. %	Corr. Fac.	Bkg. CPM
13295	3	36.84	2.71	1.39

Surveyor:	C. Vergari / J. Shoemaker
Signature:	

Surface Description	Coordinates		Gamma at 1m uR/hr	Gamma Inst. Code	Beta/Gamma Contact mR/hr	Beta/Gamma Code	Contact Gross 1 min. Count Alpha	Alpha Inst. Code	Contact Gross 1 min. Count Beta	Beta Inst. Code	Scan Contact Gross CPM		Removable DPM/100 cm2 Alpha	Alpha Count Code	Removable DPM/100 cm2 Beta	Beta Count Code	Comments
	X	Y									Max Beta	Avg Beta					
	Floor	14									-18	6					
Floor	10	-20	4	23	0.015	16	7	7	345	12	315	210	0.74	2	1.65	3	Concrete
Floor	12	-20	5	23	0.02	16	4	7	288	12	363	270	0.74	2	-1.07	3	Concrete
Floor	14	-20	6	23	0.015	16	4	7	298	12	395	210	1.90	2	-2.42	3	Concrete
Floor	9	-22	4	23	0.01	16	6	7	340	12	380	230	1.90	2	0.29	3	Concrete
Floor	14	-22	6	23	0.02	16	2	7	324	12	433	300	-0.43	2	1.65	3	Concrete
Floor	2	-24	5	23	0.015	16	9	7	324	12	357	260	-0.43	2	-1.07	3	Concrete
Floor	8	-24	5	23	0.01	16	7	7	303	12	332	230	-0.43	2	-1.07	3	Concrete
Floor	10	-24	6	23	0.02	16	1	7	295	12	332	240	-0.43	2	-1.07	3	Concrete
Floor	14	-24	5	23	0.01	16	3	7	342	12	430	300	0.74	2	1.65	3	Concrete
Floor	16	-24	6	23	0.02	16	8	7	313	12	385	270	0.74	2	4.36	3	Concrete
Floor	7	-15	6	23	0.02	16	4	7	3263	12	5103	2000	1.90	2	3.00	3	Concrete - to be removed

# SURVEY UNITS FOR SECTION ONE



Second Floor Areas

MAIN BUILDING  
SMP  
BLAIRSVILLE SITE

**LB5100-W Low Background Counting System -- Smear Analysis**

Date: 11/15/94  
 Counting Unit id: 1  
 Data file name: C:\LBXL\UNIT1\B01-021.XLD  
 Batch Ended: 11/15/94 9:00  
 Crosstalk Correction: Not Applied

Alpha activity action level (DPM): 20.00  
 Beta activity action level (DPM): 200.00  
 Certainty level for MDA and flags: 95.00%  
 High Voltage Setting: 1410

Application Revision: 3  
 Application Version: Standard

Alpha efficiency log file: pu239ab  
 Alpha Efficiency: 42.75%  
 Alpha to Beta Crosstalk: 5.85%  
 Alpha Background (CPM): 0.185714286  
 Alpha Correction Factor: 1.000

Beta efficiency log file: tc99ab  
 Beta Efficiency: 36.84%  
 Beta into Alpha Crosstalk: 0.03%  
 Beta Background (CPM): 1.392857143  
 Beta Correction Factor: 1.000

Batch ID: Blairsville 1-39-1 lower

Carrier	Alpha Activity				Beta Activity				Count time (min)	Alpha CPM	Beta CPM	Completion Date - Time
	DPM	$\sigma$	flags	MDA	DPM	$\sigma$	flags	MDA				
1	1.905	1.66	<AL	5.53	3.00	3.05	<MDA	11.18	2.00	0.814	1.11	11/15/94 7:46
2	0.735	1.17	<MDA	5.53	0.29	2.37	<MDA	11.18	2.00	0.314	0.11	11/15/94 7:48
3	-0.434	1.17	<MDA	5.53	1.65	2.73	<MDA	11.18	2.00	-0.186	0.61	11/15/94 7:50
4	4.244	2.34	<AL	5.53	4.36	3.34	<AL	11.18	2.00	1.814	1.61	11/15/94 7:52
5	-0.434	1.17	<MDA	5.53	0.29	2.37	<MDA	11.18	2.00	-0.186	0.11	11/15/94 7:55
6	-0.434	1.17	<MDA	5.53	7.08	3.85	<AL	11.18	2.00	-0.186	2.61	11/15/94 7:57
7	0.735	1.17	<MDA	5.53	1.65	2.73	<MDA	11.18	2.00	0.314	0.61	11/15/94 7:59
8	-0.434	1.17	<MDA	5.53	-1.07	1.94	<MDA	11.18	2.00	-0.186	-0.39	11/15/94 8:01
9	-0.434	1.17	<MDA	5.53	1.65	2.73	<MDA	11.18	2.00	-0.186	0.61	11/15/94 8:03
10	-0.434	1.17	<MDA	5.53	1.65	2.73	<MDA	11.18	2.00	-0.186	0.61	11/15/94 8:06
11	0.735	1.17	<MDA	5.53	7.08	3.85	<AL	11.18	2.00	0.314	2.61	11/15/94 8:08
12	0.735	1.17	<MDA	5.53	5.72	3.60	<AL	11.18	2.00	0.314	2.11	11/15/94 8:10
13	-0.434	1.17	<MDA	5.53	1.65	2.73	<MDA	11.18	2.00	-0.186	0.61	11/15/94 8:12
14	-0.434	1.17	<MDA	5.53	3.00	3.05	<MDA	11.18	2.00	-0.186	1.11	11/15/94 8:14
15	0.735	1.17	<MDA	5.53	3.00	3.05	<MDA	11.18	2.00	0.314	1.11	11/15/94 8:16
16	-0.434	1.17	<MDA	5.53	3.00	3.05	<MDA	11.18	2.00	-0.186	1.11	11/15/94 8:19
17	-0.434	1.17	<MDA	5.53	-1.07	1.94	<MDA	11.18	2.00	-0.186	-0.39	11/15/94 8:21
18	0.735	1.17	<MDA	5.53	-2.42	1.38	<MDA	11.18	2.00	0.314	-0.89	11/15/94 8:23
19	-0.434	1.17	<MDA	5.53	1.65	2.73	<MDA	11.18	2.00	-0.186	0.61	11/15/94 8:25
20	-0.434	1.17	<MDA	5.53	0.29	2.37	<MDA	11.18	2.00	-0.186	0.11	11/15/94 8:28
21	0.735	1.17	<MDA	5.53	0.29	2.37	<MDA	11.18	2.00	0.314	0.11	11/15/94 8:30
22	0.735	1.17	<MDA	5.53	0.29	2.37	<MDA	11.18	2.00	0.314	0.11	11/15/94 8:32
23	-0.434	1.17	<MDA	5.53	5.72	3.60	<AL	11.18	2.00	-0.186	2.11	11/15/94 8:34
24	-0.434	1.17	<MDA	5.53	1.65	2.73	<MDA	11.18	2.00	-0.186	0.61	11/15/94 8:36

**LB5100-W Low Background Counting System -- Smear Analysis**

Date: 11/15/94  
 Counting Unit id: 1  
 Data file name: C:\LBXL\UNIT1\B01-021.XLD  
 Batch Ended: 11/15/94 9:00  
 Crosstalk Correction: Not Applied

Alpha activity action level (DPM): 20.00  
 Beta activity action level (DPM): 200.00  
 Certainty level for MDA and flags: 95.00%  
 High Voltage Setting: 1410

Application Revision: 3  
 Application Version: Standard

Alpha efficiency log file: pu239ab Alpha Efficiency: 42.75% Alpha to Beta Crosstalk: 5.85% Alpha Background (CPM): 0.185714286 Alpha Correction Factor: 1.000
Beta efficiency log file: tc99ab Beta Efficiency: 36.84% Beta into Alpha Crosstalk: 0.03% Beta Background (CPM): 1.392857143 Beta Correction Factor: 1.000

Batch ID: Blairsville 1-39-1 lower

Carrier	Alpha Activity				Beta Activity				Count time (min)	Alpha CPM	Beta CPM	Completion Date - Time
	DPM	$\sigma$	flags	MDA	DPM	$\sigma$	flags	MDA				
25	0.735	1.17	<MDA	5.53	1.65	2.73	<MDA	11.18	2.00	0.314	0.61	11/15/94 8:38
26	0.735	1.17	<MDA	5.53	-1.07	1.94	<MDA	11.18	2.00	0.314	-0.39	11/15/94 8:41
27	1.905	1.66	<AL	5.53	-2.42	1.38	<MDA	11.18	2.00	0.814	-0.89	11/15/94 8:43
28	1.905	1.66	<AL	5.53	0.29	2.37	<MDA	11.18	2.00	0.814	0.11	11/15/94 8:45
29	-0.434	1.17	<MDA	5.53	1.65	2.73	<MDA	11.18	2.00	-0.186	0.61	11/15/94 8:47
30	-0.434	1.17	<MDA	5.53	-1.07	1.94	<MDA	11.18	2.00	-0.186	-0.39	11/15/94 8:49
31	-0.434	1.17	<MDA	5.53	-1.07	1.94	<MDA	11.18	2.00	-0.186	-0.39	11/15/94 8:52
32	-0.434	1.17	<MDA	5.53	-1.07	1.94	<MDA	11.18	2.00	-0.186	-0.39	11/15/94 8:54
33	0.735	1.17	<MDA	5.53	1.65	2.73	<MDA	11.18	2.00	0.314	0.61	11/15/94 8:56
34	0.735	1.17	<MDA	5.53	4.36	3.34	<AL	11.18	2.00	0.314	1.61	11/15/94 8:58
35	1.905	1.66	<AL	5.53	3.00	3.05	<MDA	11.18	2.00	0.814	1.11	11/15/94 9:00

# Blairsville Point survey Form #003

Survey Serial #:	01-022
Survey Section:	1
Survey Unit:	38
Survey Sub-unit:	1

Alpha Survey Instruments				
Inst. S/N	Inst. Code	Eff. %	Corr. Fac.	Bkg. CPM
1517	7	19.7	5.08	1

Beta Survey Instruments				
Inst. S/N	Inst. Code	Eff. %	Corr. Fac.	Bkg. CPM
1595	12	31.8	3.14	243

Gamma or Beta/Gamma Instruments			
Inst. S/N	Inst. Code	Bkg.	Detection Type
5242	16	0.01	Beta / Gamma
234	23	5	Gamma

Classification:	3
Survey Type:	Lower

Alpha Counting Instruments				
Inst. S/N	Inst. Code	Eff. %	Corr. Fac.	Bkg. CPM
13295	2	42.75	2.34	0.19

Beta Counting Instruments				
Inst. S/N	Inst. Code	Eff. %	Corr. Fac.	Bkg. CPM
13295	3	36.84	2.71	1.39

Surveyor:	C. Vergari / J. Shoemaker
Signature:	<i>C. Vergari / J. Shoemaker</i>

Surface Description	Coordinates		Gamma at 1m	Gamma Inst.	Beta/Gamma Contact	Beta/Gamma Code	Contact Gross 1 min. Count	Alpha Inst.	Contact Gross 1 min. Count	Beta Inst.	Scan Contact Gross CPM		Removable DPM/100 cm2	Alpha Count	Removable DPM/100 cm2	Beta Count	Comments
	X	Y	uR/hr	Code	mR/hr	Code	Alpha	Code	Beta	Code	Max Beta	Avg Beta	Alpha	Code	Beta	Code	
	Floor	16	0	5	23	0.015	16	5	7	305	12	311	230	-0.43	2	-1.07	
Floor	16	-3	5	23	0.01	16	3	7	280	12	277	230	-0.43	2	4.36	3	Concrete
Floor	17	-4	4	23	0.01	16	3	7	263	12	356	260	0.74	2	4.36	3	Concrete
Floor	18	-6	5	23	0.02	16	4	7	269	12	286	200	-0.43	2	-1.07	3	Concrete
Floor	16	-6	6	23	0.02	16	3	7	280	12	393	250	-0.43	2	0.29	3	Concrete
Floor	14	-6	5	23	0.015	16	1	7	287	12	302	210	-0.43	2	-1.07	3	Concrete
Floor	12	-6	5	23	0.01	16	3	7	238	12	320	205	0.74	2	0.29	3	Concrete
Floor	11	-4	6	23	0.02	16	2	7	315	12	287	200	0.74	2	1.65	3	Concrete
Floor	10	-6	4	23	0.01	16	4	7	265	12	337	230	-0.43	2	1.65	3	Concrete
Floor	8	-6	6	23	0.025	16	1	7	299	12	278	200	0.74	2	5.72	3	Concrete
Floor	7	-4	9	23	0.02	16	5	7	532	12	593	400	-0.43	2	1.65	3	Brick
Floor	6	-3	10	23	0.025	16	1	7	681	12	713	400	1.90	2	3.00	3	Brick
Floor	6	-6	11	23	0.025	16	2	7	561	12	742	350	-0.43	2	9.79	3	Brick
Floor	4	-6	11	23	0.02	16	3	7	646	12	630	400	-0.43	2	5.72	3	Brick
Floor	2	-6	11	23	0.02	16	1	7	635	12	700	400	-0.43	2	7.08	3	Brick
Floor	2	-4	12	23	0.025	16	1	7	684	12	614	420	0.74	2	4.36	3	Brick
Floor	4	-13	11	23	0.02	16	2	7	657	12	629	375	-0.43	2	1.65	3	Brick
Floor	5	-12	12	23	0.03	16	1	7	593	12	568	350	1.90	2	1.65	3	Brick
Floor	6	-11	12	23	0.025	16	5	7	603	12	653	375	-0.43	2	5.72	3	Brick
Floor	8	-10	6	23	0.01	16	0	7	310	12	416	260	-0.43	2	-1.07	3	Concrete
Floor	10	-9	6	23	0.015	16	3	7	287	12	376	200	1.90	2	-1.07	3	Concrete
Floor	12	-8	5	23	0.015	16	0	7	269	12	297	180	0.74	2	-3.78	3	Concrete
Floor	17	-8	6	23	0.015	16	3	7	312	12	301	220	-0.43	2	3.00	3	Concrete

# Blairsville Point Survey Form #003

Survey Serial #:	01-022
Survey Section:	1
Survey Unit:	38
Survey Sub-unit:	1

Alpha Survey Instruments				
Inst. S/N	Inst. Code	Eff. %	Corr. Fac.	Bkg. CPM
1517	7	19.7	5.08	1


Beta Survey Instruments				
Inst. S/N	Inst. Code	Eff. %	Corr. Fac.	Bkg. CPM
1595	12	31.8	3.14	243

Gamma or Beta/Gamma Instruments			
Inst. S/N	Inst. Code	Bkg.	Detection Type
5242	16	0.01	Beta / Gamma
234	23	5	Gamma

Classification:	3
Survey Type:	Lower
Survey Date:	11/9/94
Count Date:	11/15/94

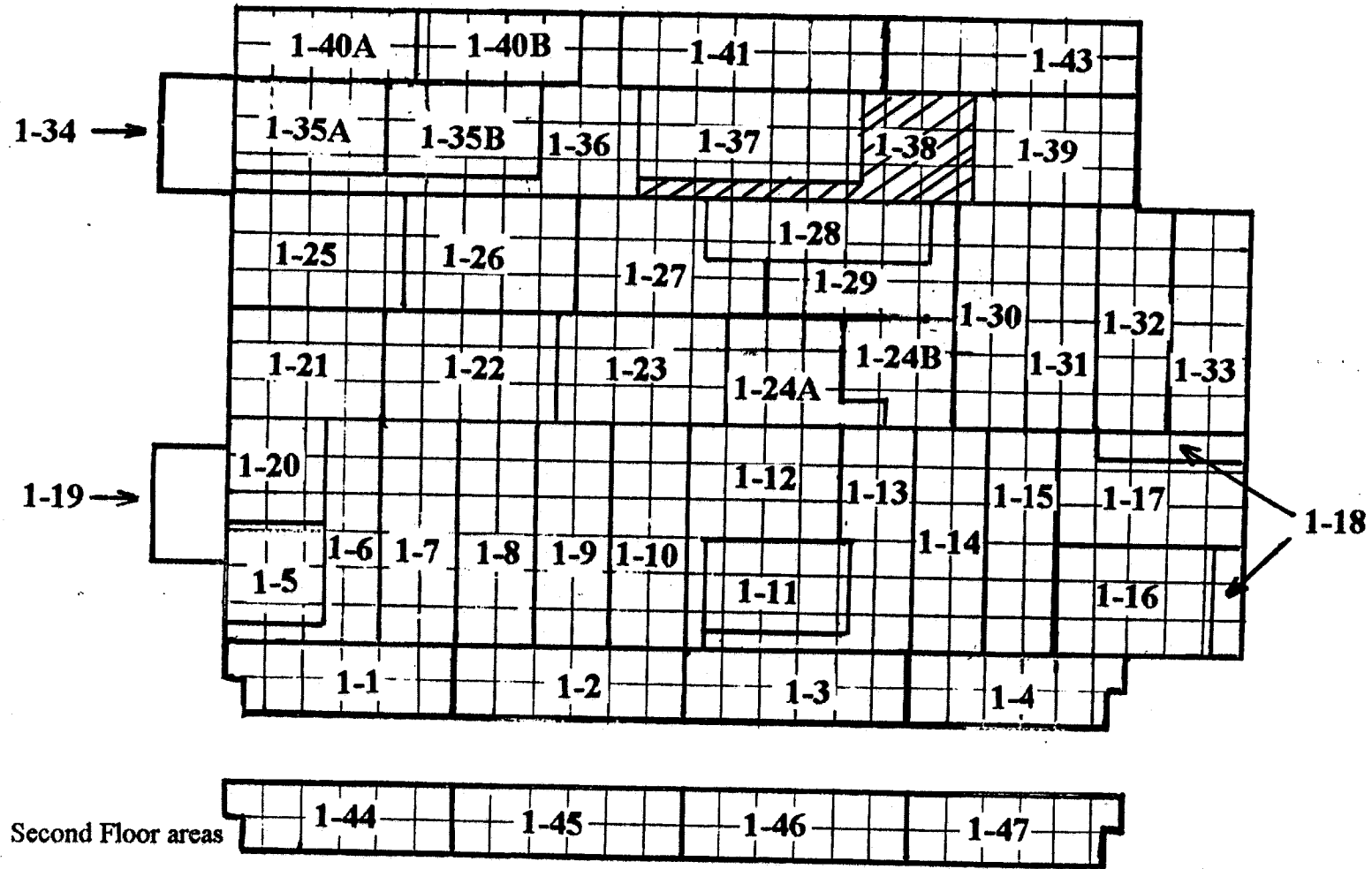
Alpha Counting Instruments				
Inst. S/N	Inst. Code	Eff. %	Corr. Fac.	Bkg. CPM
13295	2	42.75	2.34	0.19

Beta Counting Instruments				
Inst. S/N	Inst. Code	Eff. %	Corr. Fac.	Bkg. CPM
13295	3	36.84	2.71	1.39

Surveyor:	C. Vergari / J. Shoemaker
Signature:	

Surface Description	Coordinates		Gamma at 1m	Gamma Inst.	Beta/Gamma Contact	Beta/Gamma Code	Contact Gross 1 min. Count	Alpha Inst. Code	Contact Gross 1 min. Count	Beta Inst. Code	Scan Contact Gross CPM		Removable DPM/100 cm2	Alpha Count	Removable DPM/100 cm2	Beta Count	Comments
	X	Y	uR/hr	Code	mR/hr	Code	Alpha	Beta	Code	Max Beta	Avg Beta	Alpha	Code	Beta	Code		
Floor	16	-10	6	23	0.015	16	3	7	297	12	335	240	-0.43	2	7.08	3	Concrete
Floor	16	-14	5	23	0.01	16	1	7	252	12	320	220	-0.43	2	1.65	3	Concrete
Floor	16	-18	6	23	0.02	16	1	7	273	12	364	240	-0.43	2	3.00	3	Concrete
Floor	17	-20	6	23	0.01	16	6	7	285	12	285	200	0.74	2	3.00	3	Concrete
Floor	17	-26	6	23	0.015	16	6	7	296	12	346	240	0.74	2	0.29	3	Concrete - near floor drain
Floor	16	-30	6	23	0.015	16	3	7	294	12	393	240	-0.43	2	-1.07	3	Concrete
Floor	16	-34	4	23	0.01	16	3	q	298	12	287	200	0.74	2	0.29	3	Concrete
Floor	18	-38	6	23	0.02	16	1	q	282	12	325	210	-0.43	2	4.36	3	Concrete
Floor	16	-42	6	23	0.015	16	1	q	292	12	297	180	-0.43	2	3.00	3	Concrete
Floor	17	-50	4	23	0.01	16	0	q	266	12	384	210	-0.43	2	0.29	3	Concrete

# SURVEY UNITS FOR SECTION ONE



MAIN BUILDING  
SMP  
BLAIRSVILLE SITE



**LB5100-W Low Background Counting System – Smear Analysis**

Date: 11/15/94  
 Counting Unit id: 1  
 Data file name: C:\LBXL\UNIT1\B01-022.XLD  
 Batch Ended: 11/15/94 10:17  
 Crosstalk Correction: Not Applied

Alpha activity action level (DPM): 20.00  
 Beta activity action level (DPM): 200.00  
 Certainty level for MDA and flags: 95.00%  
 High Voltage Setting: 1410

Application Revision: 3  
 Application Version: Standard

Alpha efficiency log file: pu239ab  
 Alpha Efficiency: 42.75%  
 Alpha to Beta Crosstalk: 5.85%  
 Alpha Background (CPM): 0.185714286  
 Alpha Correction Factor: 1.000

Beta efficiency log file: tc99ab  
 Beta Efficiency: 36.84%  
 Beta into Alpha Crosstalk: 0.03%  
 Beta Background (CPM): 1.392857143  
 Beta Correction Factor: 1.000

Batch ID: Blairsville 1-38-1 lower

Carrier	Alpha Activity				Beta Activity				Count time (min)	Alpha CPM	Beta CPM	Completion Date - Time
	DPM	$\sigma$	flags	MDA	DPM	$\sigma$	flags	MDA				
36	-0.434	1.17	<MDA	5.53	-1.07	1.94	<MDA	11.18	2.00	-0.186	-0.39	11/15/94 9:03
37	-0.434	1.17	<MDA	5.53	4.36	3.34	<AL	11.18	2.00	-0.186	1.61	11/15/94 9:05
38	0.735	1.17	<MDA	5.53	4.36	3.34	<AL	11.18	2.00	0.314	1.61	11/15/94 9:07
39	-0.434	1.17	<MDA	5.53	-1.07	1.94	<MDA	11.18	2.00	-0.186	-0.39	11/15/94 9:09
40	-0.434	1.17	<MDA	5.53	0.29	2.37	<MDA	11.18	2.00	-0.186	0.11	11/15/94 9:11
41	-0.434	1.17	<MDA	5.53	-1.07	1.94	<MDA	11.18	2.00	-0.186	-0.39	11/15/94 9:14
42	0.735	1.17	<MDA	5.53	0.29	2.37	<MDA	11.18	2.00	0.314	0.11	11/15/94 9:16
43	0.735	1.17	<MDA	5.53	1.65	2.73	<MDA	11.18	2.00	0.314	0.61	11/15/94 9:18
44	-0.434	1.17	<MDA	5.53	1.65	2.73	<MDA	11.18	2.00	-0.186	0.61	11/15/94 9:20
45	0.735	1.17	<MDA	5.53	5.72	3.60	<AL	11.18	2.00	0.314	2.11	11/15/94 9:22
46	-0.434	1.17	<MDA	5.53	1.65	2.73	<MDA	11.18	2.00	-0.186	0.61	11/15/94 9:25
47	1.905	1.66	<AL	5.53	3.00	3.05	<MDA	11.18	2.00	0.814	1.11	11/15/94 9:27
48	-0.434	1.17	<MDA	5.53	9.79	4.30	<AL	11.18	2.00	-0.186	3.61	11/15/94 9:29
49	-0.434	1.17	<MDA	5.53	5.72	3.60	<AL	11.18	2.00	-0.186	2.11	11/15/94 9:31
50	-0.434	1.17	<MDA	5.53	7.08	3.85	<AL	11.18	2.00	-0.186	2.61	11/15/94 9:33
51	0.735	1.17	<MDA	5.53	4.36	3.34	<AL	11.18	2.00	0.314	1.61	11/15/94 9:36
52	-0.434	1.17	<MDA	5.53	1.65	2.73	<MDA	11.18	2.00	-0.186	0.61	11/15/94 9:38
53	1.905	1.66	<AL	5.53	1.65	2.73	<MDA	11.18	2.00	0.814	0.61	11/15/94 9:40
54	-0.434	1.17	<MDA	5.53	5.72	3.60	<AL	11.18	2.00	-0.186	2.11	11/15/94 9:42
55	-0.434	1.17	<MDA	5.53	-1.07	1.94	<MDA	11.18	2.00	-0.186	-0.39	11/15/94 9:44
56	1.905	1.66	<AL	5.53	-1.07	1.94	<MDA	11.18	2.00	0.814	-0.39	11/15/94 9:47
57	0.735	1.17	<MDA	5.53	-3.78	1.38	<MDA	11.18	2.00	0.314	-1.39	11/15/94 9:49
58	-0.434	1.17	<MDA	5.53	3.00	3.05	<MDA	11.18	2.00	-0.186	1.11	11/15/94 9:51
59	-0.434	1.17	<MDA	5.53	7.08	3.85	<AL	11.18	2.00	-0.186	2.61	11/15/94 9:53

**LB5100-W Low Background Counting System -- Smear Analysis**

Date: 11/15/94  
 Counting Unit id: 1  
 Data file name: C:\LBXL\UNIT1\B01-022.XLD  
 Batch Ended: 11/15/94 10:17  
 Crosstalk Correction: Not Applied

Alpha activity action level (DPM): 20.00  
 Beta activity action level (DPM): 200.00  
 Certainty level for MDA and flags: 95.00%  
 High Voltage Setting: 1410

Application Revision: 3  
 Application Version: Standard

Alpha efficiency log file: pu239ab Alpha Efficiency: 42.75% Alpha to Beta Crosstalk: 5.85% Alpha Background (CPM): 0.185714286 Alpha Correction Factor: 1.000
Beta efficiency log file: tc99ab Beta Efficiency: 36.84% Beta into Alpha Crosstalk: 0.03% Beta Background (CPM): 1.392857143 Beta Correction Factor: 1.000

Batch ID: Blairsville 1-38-1 lower

Carrier	Alpha Activity				Beta Activity				Count time (min)	Alpha CPM	Beta CPM	Completion Date - Time
	DPM	$\sigma$	flags	MDA	DPM	$\sigma$	flags	MDA				
60	-0.434	1.17	<MDA	5.53	1.65	2.73	<MDA	11.18	2.00	-0.186	0.61	11/15/94 9:55
61	-0.434	1.17	<MDA	5.53	3.00	3.05	<MDA	11.18	2.00	-0.186	1.11	11/15/94 9:58
62	0.735	1.17	<MDA	5.53	3.00	3.05	<MDA	11.18	2.00	0.314	1.11	11/15/94 10:00
63	0.735	1.17	<MDA	5.53	0.29	2.37	<MDA	11.18	2.00	0.314	0.11	11/15/94 10:02
64	-0.434	1.17	<MDA	5.53	-1.07	1.94	<MDA	11.18	2.00	-0.186	-0.39	11/15/94 10:04
65	0.735	1.17	<MDA	5.53	0.29	2.37	<MDA	11.18	2.00	0.314	0.11	11/15/94 10:06
66	-0.434	1.17	<MDA	5.53	4.36	3.34	<AL	11.18	2.00	-0.186	1.61	11/15/94 10:09
67	-0.434	1.17	<MDA	5.53	3.00	3.05	<MDA	11.18	2.00	-0.186	1.11	11/15/94 10:11
68	-0.434	1.17	<MDA	5.53	0.29	2.37	<MDA	11.18	2.00	-0.186	0.11	11/15/94 10:13
69	0.735	1.17	<MDA	5.53	8.43	4.08	<AL	11.18	2.00	0.314	3.11	11/15/94 10:15
70	0.735	1.17	<MDA	5.53	0.29	2.37	<MDA	11.18	2.00	0.314	0.11	11/15/94 10:17

# Blairsville Point Survey Form #003

Survey Serial #:	01-023
------------------	--------

Survey Section:	1
-----------------	---

Survey Unit:	37
--------------	----

Survey Sub-unit:	1
------------------	---

Classification:	3
-----------------	---

Survey Type:	Lower
--------------	-------

Survey Date:	11/9/94
--------------	---------

Count Date:	11/16/94
-------------	----------


Alpha Survey Instruments				
Inst. S/N	Inst. Code	Eff. %	Corr. Fac.	Bkg. CPM
1517	7	19.7	5.08	0

Beta Survey Instruments				
Inst. S/N	Inst. Code	Eff. %	Corr. Fac.	Bkg. CPM
1595	12	31.8	3.14	319

Gamma or Beta/Gamma Instruments			
Inst. S/N	Inst. Code	Bkg.	Detection Type
234	23	5	Gamma
5242	16	0.01	Beta / Gamma

Alpha Counting Instruments				
Inst. S/N	Inst. Code	Eff. %	Corr. Fac.	Bkg. CPM
13295	2	42.75	2.34	0.19

Beta Counting Instruments				
Inst. S/N	Inst. Code	Eff. %	Corr. Fac.	Bkg. CPM
13295	3	36.84	2.71	1.39

Surveyor:	V. Taylor / C. Vergari
Signature:	

Surface Description	Coordinates		Gamma at 1m	Gamma Inst.	Beta/Gamma Contact	Beta/Gamma Code	Contact Gross 1 min. Count	Alpha Inst. Code	Contact Gross 1 min. Count	Beta Inst. Code	Scan Contact Gross CPM		Removable DPM/100 cm2	Alpha Count	Removable DPM/100 cm2	Beta Count	Comments
	X	Y	uR/hr	Code	mR/hr	Code	Alpha	Beta	Code	Code	Max Beta	Avg Beta	Alpha	Beta	Code		
	Floor	2	-2	5	23	0.01	16	2	7	379	12	454	300	-0.43	2	3.00	
Floor	2	-4	5	23	0.015	16	2	7	405	12	454	300	0.74	2	0.29	3	Concrete
Floor	2	-6	5	23	0.015	16	0	7	365	12	440	300	-0.43	2	1.65	3	Concrete
Floor	4	-2	5	23	0.01	16	0	7	329	12	424	300	-0.43	2	4.36	3	Concrete
Floor	4	-4	5	23	0.015	16	4	7	334	12	444	300	0.74	2	1.65	3	Concrete
Floor	4	-6	6	23	0.02	16	3	7	320	12	479	300	-0.43	2	-1.07	3	Concrete
Floor	6.5	-4	5	23	0.01	16	0	7	327	12	452	260	1.90	2	4.36	3	Concrete
Floor	8.5	-2	4	23	0.01	16	3	7	353	12	354	240	0.74	2	1.65	3	Concrete
Floor	8.5	-4	4	23	0.01	16	4	7	340	12	378	270	-0.43	2	-1.07	3	Concrete
Floor	11.5	-2	5	23	0.02	16	0	7	340	12	424	290	0.74	2	9.79	3	Concrete
Floor	11.5	-6	4	23	0.015	16	2	7	327	12	359	230	-0.43	2	4.36	3	Concrete
Floor	13.5	-4	4	23	0.01	16	3	7	320	12	364	250	3.07	2	1.65	3	Concrete
Floor	2	-10	5	23	0.02	16	5	7	256	12	368	220	-0.43	2	1.65	3	Concrete
Floor	6	-10	5	23	0.015	16	3	7	314	12	342	240	0.74	2	3.00	3	Concrete
Floor	10	-10	5	23	0.01	16	5	7	297	12	333	220	-0.43	2	1.65	3	Concrete
Floor	14	-10	5	23	0.01	16	2	7	328	12	428	228	0.74	2	0.29	3	Concrete
Floor	2	-13	5	23	0.015	16	1	7	311	12	598	290	1.90	2	3.00	3	Concrete
Floor	6	-13	4	23	0.01	16	1	7	348	12	331	269	-0.43	2	-1.07	3	Concrete
Floor	12.5	-13	5	23	0.015	16	5	7	286	12	386	255	-0.43	2	-2.42	3	Concrete
Floor	13	-14	5	23	0.01	16	1	7	322	12	421	280	1.90	2	-1.07	3	Concrete
Floor	13	-18	4	23	0.01	16	2	7	326	12	430	270	0.74	2	-3.78	3	Concrete
Floor	2	-17	5	23	0.02	16	2	7	321	12	375	275	0.74	2	-1.07	3	Concrete
Floor	6	-17	4	23	0.01	16	3	7	287	12	428	250	-0.43	2	3.00	3	Concrete

# Blairsville Point Survey Form #003

Survey Serial #:	01-023
------------------	--------

Survey Section:	1
Survey Unit:	37
Survey Sub-unit:	1

Classification:	3
Survey Type:	Lower

Survey Date:	11/9/94
Count Date:	11/16/94


Alpha Survey Instruments				
Inst. S/N	Inst. Code	Eff. %	Corr. Fac.	Bkg. CPM
1517	7	19.7	5.08	0

Alpha Counting Instruments				
Inst. S/N	Inst. Code	Eff. %	Corr. Fac.	Bkg. CPM
13295	2	42.75	2.34	0.19

Beta Survey Instruments				
Inst. S/N	Inst. Code	Eff. %	Corr. Fac.	Bkg. CPM
1595	12	31.8	3.14	319

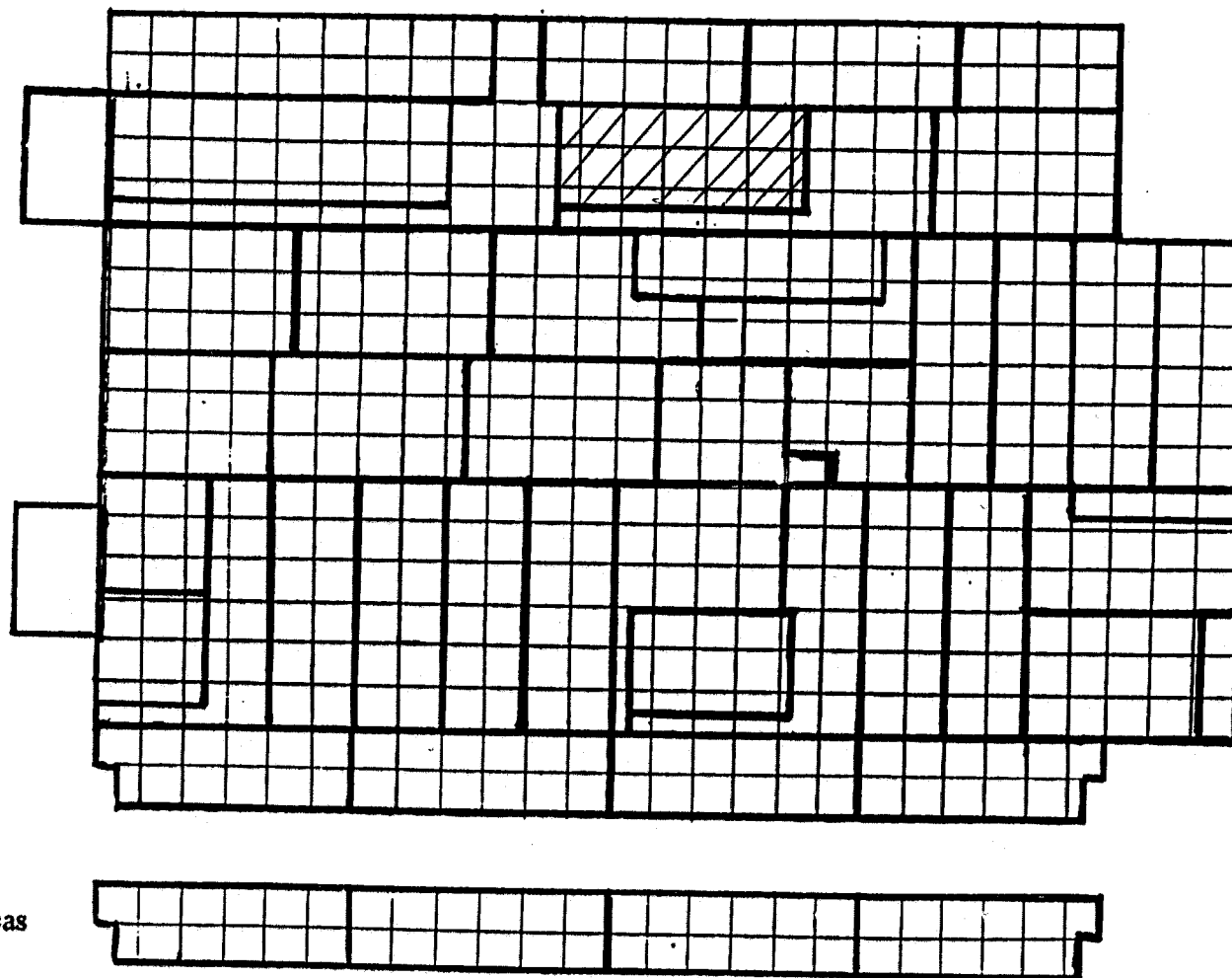
Beta Counting Instruments				
Inst. S/N	Inst. Code	Eff. %	Corr. Fac.	Bkg. CPM
13295	3	36.84	2.71	1.39

Gamma or Beta/Gamma Instruments			
Inst. S/N	Inst. Code	Bkg.	Detection Type
234	23	5	Gamma
5242	16	0.01	Beta / Gamma

Surveyor:	V. Taylor / C. Vergari
Signature:	

Surface Description	Coordinates		Gamma at 1m	Gamma Inst.	Beta/Gamma Contact	Beta/Gamma Code	Contact Gross 1 min. Count	Alpha Inst.	Contact Gross 1 min. Count	Beta Inst.	Scan Contact Gross CPM		Removable DPM/100 cm2	Alpha Count	Removable DPM/100 cm2	Beta Count	Comments
	X	Y	uR/hr	Code	mR/hr	Code	Alpha	Beta	Code	Code	Max Beta	Avg Beta	Alpha	Beta	Code		
	Floor	10	-20	5	23	0.015	16	2	7	315	12	337	220	-0.43	2	-1.07	
Floor	4	-20	5	23	0.02	16	6	7	313	12	382	265	-0.43	2	4.36	3	Concrete
Floor	1	-23	6	23	0.02	16	2	7	283	12	403	240	1.90	2	0.29	3	Concrete
Floor	6	-23	5	23	0.01	16	1	7	274	12	392	260	-0.43	2	0.29	3	Concrete
Floor	6	-26	5	23	0.01	16	2	7	306	12	335	260	-0.43	2	-2.42	3	Concrete
Floor	2	-29	5	23	0.015	16	4	7	334	12	397	280	-0.43	2	-1.07	3	Concrete
Floor	2	-34	3	23	0.01	16	7	7	280	12	339	250	-0.43	2	-2.42	3	Concrete
Floor	8	-29	5	23	0.01	16	6	7	277	12	393	275	0.74	2	7.08	3	Concrete
Floor	8	-35	5	23	0.015	16	4	7	288	12	410	290		2		3	Concrete

# SURVEY UNITS FOR SECTION ONE



Second Floor Areas

MAIN BUILDING  
SMP  
BLAIRSVILLE SITE

#CAD00538

**LB5100-W Low Background Counting System – Smear Analysis**

Date: 11/16/94  
 Counting Unit id: 1  
 Data file name: C:\LBXL\UNIT1\B01-023.XLD  
 Batch Ended: 11/15/94 11:26  
 Crosstalk Correction: Not Applied

Alpha activity action level (DPM): 20.00  
 Beta activity action level (DPM): 200.00  
 Certainty level for MDA and flags: 95.00%  
 High Voltage Setting: 1410

Application Revision: 3  
 Application Version: Standard

Alpha efficiency log file: pu239ab  
 Alpha Efficiency: 42.75%  
 Alpha to Beta Crosstalk: 5.85%  
 Alpha Background (CPM): 0.185714286  
 Alpha Correction Factor: 1.000

Beta efficiency log file: tc99ab  
 Beta Efficiency: 36.84%  
 Beta into Alpha Crosstalk: 0.03%  
 Beta Background (CPM): 1.392857143  
 Beta Correction Factor: 1.000

Batch ID: Blairsville 1-37-1 lower

Carrier	Alpha Activity				Beta Activity				Count time (min)	Alpha CPM	Beta CPM	Completion Date - Time
	DPM	$\sigma$	flags	MDA	DPM	$\sigma$	flags	MDA				
71	-0.434	1.17	<MDA	5.53	3.00	3.05	<MDA	11.18	2.00	-0.186	1.11	11/15/94 10:20
72	0.735	1.17	<MDA	5.53	0.29	2.37	<MDA	11.18	2.00	0.314	0.11	11/15/94 10:22
73	-0.434	1.17	<MDA	5.53	1.65	2.73	<MDA	11.18	2.00	-0.186	0.61	11/15/94 10:24
74	-0.434	1.17	<MDA	5.53	4.36	3.34	<AL	11.18	2.00	-0.186	1.61	11/15/94 10:26
75	0.735	1.17	<MDA	5.53	1.65	2.73	<MDA	11.18	2.00	0.314	0.61	11/15/94 10:29
76	-0.434	1.17	<MDA	5.53	-1.07	1.94	<MDA	11.18	2.00	-0.186	-0.39	11/15/94 10:31
77	1.905	1.66	<AL	5.53	4.36	3.34	<AL	11.18	2.00	0.814	1.61	11/15/94 10:33
78	0.735	1.17	<MDA	5.53	1.65	2.73	<MDA	11.18	2.00	0.314	0.61	11/15/94 10:35
79	-0.434	1.17	<MDA	5.53	-1.07	1.94	<MDA	11.18	2.00	-0.186	-0.39	11/15/94 10:37
80	0.735	1.17	<MDA	5.53	9.79	4.30	<AL	11.18	2.00	0.314	3.61	11/15/94 10:40
81	-0.434	1.17	<MDA	5.53	4.36	3.34	<AL	11.18	2.00	-0.186	1.61	11/15/94 10:42
82	3.074	2.03	<AL	5.53	1.65	2.73	<MDA	11.18	2.00	1.314	0.61	11/15/94 10:44
83	-0.434	1.17	<MDA	5.53	1.65	2.73	<MDA	11.18	2.00	-0.186	0.61	11/15/94 10:46
84	0.735	1.17	<MDA	5.53	3.00	3.05	<MDA	11.18	2.00	0.314	1.11	11/15/94 10:48
85	-0.434	1.17	<MDA	5.53	1.65	2.73	<MDA	11.18	2.00	-0.186	0.61	11/15/94 10:51
86	0.735	1.17	<MDA	5.53	0.29	2.37	<MDA	11.18	2.00	0.314	0.11	11/15/94 10:53
87	1.905	1.66	<AL	5.53	3.00	3.05	<MDA	11.18	2.00	0.814	1.11	11/15/94 10:55
88	-0.434	1.17	<MDA	5.53	-1.07	1.94	<MDA	11.18	2.00	-0.186	-0.39	11/15/94 10:57
89	-0.434	1.17	<MDA	5.53	-2.42	1.38	<MDA	11.18	2.00	-0.186	-0.89	11/15/94 10:59
90	1.905	1.66	<AL	5.53	-1.07	1.94	<MDA	11.18	2.00	0.814	-0.39	11/15/94 11:02
1	0.735	1.17	<MDA	5.53	-3.78	1.38	<MDA	11.18	2.00	0.314	-1.39	11/15/94 11:04
2	0.735	1.17	<MDA	5.53	-1.07	1.94	<MDA	11.18	2.00	0.314	-0.39	11/15/94 11:06
3	-0.434	1.17	<MDA	5.53	3.00	3.05	<MDA	11.18	2.00	-0.186	1.11	11/15/94 11:08
4	-0.434	1.17	<MDA	5.53	-1.07	1.94	<MDA	11.18	2.00	-0.186	-0.39	11/15/94 11:10

**LB5100-W Low Background Counting System -- Smear Analysis**

Date: 11/16/94  
 Counting Unit id: 1  
 Data file name: C:\LBXL\UNIT1\B01-023.XLD  
 Batch Ended: 11/15/94 11:26  
 Crosstalk Correction: Not Applied

Alpha activity action level (DPM): 20.00  
 Beta activity action level (DPM): 200.00  
 Certainty level for MDA and flags: 95.00%  
 High Voltage Setting: 1410

Application Revision: 3  
 Application Version: Standard

Alpha efficiency log file: pu239ab Alpha Efficiency: 42.75% Alpha to Beta Crosstalk: 5.85% Alpha Background (CPM): 0.185714286 Alpha Correction Factor: 1.000
Beta efficiency log file: tc99ab Beta Efficiency: 36.84% Beta into Alpha Crosstalk: 0.03% Beta Background (CPM): 1.392857143 Beta Correction Factor: 1.000

Batch ID: Blairsville 1-37-1 lower

Carrier	Alpha Activity				Beta Activity				Count time (min)	Alpha CPM	Beta CPM	Completion Date - Time
	DPM	$\sigma$	flags	MDA	DPM	$\sigma$	flags	MDA				
5	-0.434	1.17	<MDA	5.53	4.36	3.34	<AL	11.18	2.00	-0.186	1.61	11/15/94 11:13
6	1.905	1.66	<AL	5.53	0.29	2.37	<MDA	11.18	2.00	0.814	0.11	11/15/94 11:15
7	-0.434	1.17	<MDA	5.53	0.29	2.37	<MDA	11.18	2.00	-0.186	0.11	11/15/94 11:17
8	-0.434	1.17	<MDA	5.53	-2.42	1.38	<MDA	11.18	2.00	-0.186	-0.89	11/15/94 11:19
9	-0.434	1.17	<MDA	5.53	-1.07	1.94	<MDA	11.18	2.00	-0.186	-0.39	11/15/94 11:21
10	-0.434	1.17	<MDA	5.53	-2.42	1.38	<MDA	11.18	2.00	-0.186	-0.89	11/15/94 11:24
11	0.735	1.17	<MDA	5.53	7.08	3.85	<AL	11.18	2.00	0.314	2.61	11/15/94 11:26

# Blairsville Point Survey Form #003

Survey Serial #:	01-024
Survey Section:	1
Survey Unit:	36
Survey Sub-unit:	1

Alpha Survey Instruments				
Inst. S/N	Inst. Code	Eff. %	Corr. Fac.	Bkg. CPM
1517	7	19.7	5.08	7

Beta Survey Instruments				
Inst. S/N	Inst. Code	Eff. %	Corr. Fac.	Bkg. CPM
1595	12	31.8	3.14	293

Gamma or Beta/Gamma Instruments			
Inst. S/N	Inst. Code	Bkg.	Detection Type
234	23	5	Gamma
5242	16	0.01	Beta / Gamma

Classification:	3
Survey Type:	Lower

Alpha Counting Instruments				
Inst. S/N	Inst. Code	Eff. %	Corr. Fac.	Bkg. CPM
13295	2	42.75	2.34	0.19

Beta Counting Instruments				
Inst. S/N	Inst. Code	Eff. %	Corr. Fac.	Bkg. CPM
13295	3	36.84	2.71	1.39

Surveyor:	V. Taylor / C. Vergari
Signature:	<i>V. Taylor / C. Vergari</i>

Surface Description	Coordinates		Gamma at 1m	Gamma Inst.	Beta/Gamma Contact	Beta/Gamma Code	Contact Gross 1 min. Count	Alpha Inst.	Contact Gross 1 min. Count	Beta Inst.	Scan Contact Gross CPM		Removable DPM/100 cm2	Alpha Count	Removable DPM/100 cm2	Beta Count	Comments
	X	Y	uR/hr	Code	mR/hr	Code	Alpha	Code	Beta	Code	Max Beta	Avg Beta	Alpha	Code	Beta	Code	
Floor	2	-3	4	23	0.015	16	1	7	312	12	357	250	0.74	2	4.36	3	Concrete
Floor	6	-3	5	23	0.015	16	9	7	300	12	356	200	1.90	2	4.36	3	Concrete
Floor	10	-3	5	23	0.02	16	1	7	288	12	279	180	-0.43	2	-2.42	3	Concrete
Floor	14	-3	5	23	0.015	16	3	7	299	12	358	180	-0.43	2	4.36	3	Concrete
Floor	2	-5	5	23	0.015	16	5	7	317	12	325	240	-0.43	2	0.29	3	Concrete
Floor	9	-6	5	23	0.02	16	2	7	285	12	315	220	0.74	2	-1.07	3	Concrete
Floor	16	-6	5	23	0.015	16	4	7	266	12	355	210	-0.43	2	0.29	3	Concrete
Floor	9	-8	5	23	0.01	16	3	7	320	12	426	200	-0.43	2	-2.42	3	Concrete
Floor	16	-11	5	23	0.015	16	7	7	316	12	391	290	-0.43	2	-2.42	3	Concrete
Floor	2	-11	6	23	0.02	16	8	7	262	12	318	240	-0.43	2	-1.07	3	Concrete
Floor	9	-12	5	23	0.015	16	3	7	300	12	355	220	-0.43	2	-1.07	3	Concrete
Floor	9	-14	5	23	0.015	16	0	7	266	12	290	220	-0.43	2	3.00	3	Concrete
Floor	16	-15	5	23	0.01	16	2	7	292	12	364	270	0.74	2	1.65	3	Concrete
Floor	12	-12	5	23	0.01	16	4	7	268	12	311	220	-0.43	2	3.00	3	Concrete
Floor	16	-19	5	23	0.01	16	5	7	307	12	413	265	-0.43	2	-1.07	3	Concrete
Floor	18	-19	5	23	0.015	16	2	7	299	12	389	225	0.74	2	-1.07	3	Concrete
Floor	16	-22	4	23	0.02	16	3	7	315	12	424	270	-0.43	2	1.65	3	Concrete
Floor	16	-27	5	23	0.02	16	2	7	341	12	388	240	-0.43	2	-1.07	3	Concrete
Floor	18	-27	4	23	0.01	16	3	7	275	12	357	280	-0.43	2	-1.07	3	Concrete
Floor	16	-31	5	23	0.02	16	2	7	304	12	378	250	-0.43	2	0.29	3	Concrete
Floor	18	-33	6	23	0.025	16	3	7	328	12	368	250	-0.43	2	0.29	3	Concrete
Floor	16	-35	5	23	0.015	16	4	7	347	12	377	290	-0.43	2	-1.07	3	Concrete
Floor	16	-37	4	23	0.015	16	2	7	276	12	336	250	0.74	2	4.36	3	Concrete



## Blairsville Point Survey Form #003

Survey Serial #:	01-024
Survey Section:	1
Survey Unit:	36
Survey Sub-unit:	1

Alpha Survey Instruments				
Inst. S/N	Inst. Code	Eff. %	Corr. Fac.	Bkg. CPM
1517	7	19.7	5.08	7

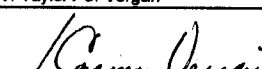
Beta Survey Instruments				
Inst. S/N	Inst. Code	Eff. %	Corr. Fac.	Bkg. CPM
1595	12	31.8	3.14	293

Gamma or Beta/Gamma Instruments			
Inst. S/N	Inst. Code	Bkg.	Detection Type
234	23	5	Gamma
5242	16	0.01	Beta / Gamma

Classification:	3
Survey Type:	Lower

Alpha Counting Instruments				
Inst. S/N	Inst. Code	Eff. %	Corr. Fac.	Bkg. CPM
13295	2	42.75	2.34	0.19

Beta Counting Instruments				
Inst. S/N	Inst. Code	Eff. %	Corr. Fac.	Bkg. CPM
13295	3	36.84	2.71	1.39

Surveyor:	V. Taylor / C. Vergari
Signature:	

Surface Description	Coordinates		Gamma at 1m uR/hr	Gamma Inst. Code	Beta/Gamma Contact mR/hr	Beta/Gamma Code	Contact Gross 1 min. Count Alpha	Alpha Inst. Code	Contact Gross 1 min. Count Beta	Beta Inst. Code	Scan Contact Gross CPM		Removable DPM/100 cm2 Alpha	Alpha Count Code	Removable DPM/100 cm2 Beta	Beta Count Code	Comments
	X	Y									Max Beta	Avg Beta					
Floor	16	-39	6	23	0.025	16	2	7	294	12	342	240	-0.43	2	1.65	3	Concrete
Floor	18	-41	5	23	0.02	16	2	7	315	12	312	250	-0.43	2	4.36	3	Concrete
Floor	16	-43	6	23	0.02	16	1	7	310	12	410	280	0.74	2	3.00	3	Concrete
Floor	18	-45	5	23	0.015	16	11	7	288	12	331	220	-0.43	2	0.29	3	Concrete
Floor	16	-47	5	23	0.015	16	0	7	285	12	336	260	-0.43	2	-2.42	3	Concrete
Floor	16	-51	5	23	0.015	16	3	7	310	12	352	270	1.90	2	-2.42	3	Concrete
Floor	16	-55	5	23	0.01	16	3	7	305	12	432	290	-0.43	2	-2.42	3	Concrete
Floor	20	-55	4	23	0.01	16	2	7	280	432	372	280	-0.43	2	-2.42	3	Concrete - painted
Floor	16	-59	6	23	0.02	16	5	7	280	432	365	290	-0.43	2	0.29	3	Concrete
Floor	16	-63	6	23	0.02	16	4	7	299	432	355	260	-0.43	2	1.65	3	Concrete

**LB5100-W Low Background Counting System – Smear Analysis**

Date: 12/1/94  
 Counting Unit id: 1  
 Data file name: C:\LBXL\UNIT1\B01-024.XLD  
 Batch Ended: 12/1/94 12:05  
 Crosstalk Correction: Not Applied

Alpha activity action level (DPM): 20.00  
 Beta activity action level (DPM): 200.00  
 Certainty level for MDA and flags: 95.00%  
 High Voltage Setting: 1410

Application Revision: 3  
 Application Version: Standard

Alpha efficiency log file: pu239ab Alpha Efficiency: 42.75% Alpha to Beta Crosstalk: 5.85% Alpha Background (CPM): 0.185714286 Alpha Correction Factor: 1.000
Beta efficiency log file: tc99ab Beta Efficiency: 36.84% Beta into Alpha Crosstalk: 0.03% Beta Background (CPM): 1.392857143 Beta Correction Factor: 1.000

Batch ID: Blairsville 1-36-1 lower

Carrier	Alpha Activity				Beta Activity				Count time (min)	Alpha CPM	Beta CPM	Completion Date - Time
	DPM	$\sigma$	flags	MDA	DPM	$\sigma$	flags	MDA				
1	0.735	1.17	<MDA	5.53	4.36	3.34	<AL	11.18	2.00	0.314	1.61	12/1/94 10:55
2	1.905	1.66	<AL	5.53	4.36	3.34	<AL	11.18	2.00	0.814	1.61	12/1/94 10:57
3	-0.434	1.17	<MDA	5.53	-2.42	1.38	<MDA	11.18	2.00	-0.186	-0.89	12/1/94 10:59
4	-0.434	1.17	<MDA	5.53	4.36	3.34	<AL	11.18	2.00	-0.186	1.61	12/1/94 11:01
5	-0.434	1.17	<MDA	5.53	0.29	2.37	<MDA	11.18	2.00	-0.186	0.11	12/1/94 11:04
6	0.735	1.17	<MDA	5.53	-1.07	1.94	<MDA	11.18	2.00	0.314	-0.39	12/1/94 11:06
7	-0.434	1.17	<MDA	5.53	0.29	2.37	<MDA	11.18	2.00	-0.186	0.11	12/1/94 11:08
8	-0.434	1.17	<MDA	5.53	-2.42	1.38	<MDA	11.18	2.00	-0.186	-0.89	12/1/94 11:10
9	-0.434	1.17	<MDA	5.53	-2.42	1.38	<MDA	11.18	2.00	-0.186	-0.89	12/1/94 11:12
10	-0.434	1.17	<MDA	5.53	-1.07	1.94	<MDA	11.18	2.00	-0.186	-0.39	12/1/94 11:15
11	-0.434	1.17	<MDA	5.53	-1.07	1.94	<MDA	11.18	2.00	-0.186	-0.39	12/1/94 11:17
12	-0.434	1.17	<MDA	5.53	3.00	3.05	<MDA	11.18	2.00	-0.186	1.11	12/1/94 11:19
13	0.735	1.17	<MDA	5.53	1.65	2.73	<MDA	11.18	2.00	0.314	0.61	12/1/94 11:21
14	-0.434	1.17	<MDA	5.53	3.00	3.05	<MDA	11.18	2.00	-0.186	1.11	12/1/94 11:24
15	-0.434	1.17	<MDA	5.53	-1.07	1.94	<MDA	11.18	2.00	-0.186	-0.39	12/1/94 11:26
16	0.735	1.17	<MDA	5.53	-1.07	1.94	<MDA	11.18	2.00	0.314	-0.39	12/1/94 11:28
17	-0.434	1.17	<MDA	5.53	1.65	2.73	<MDA	11.18	2.00	-0.186	0.61	12/1/94 11:30
18	-0.434	1.17	<MDA	5.53	-1.07	1.94	<MDA	11.18	2.00	-0.186	-0.39	12/1/94 11:32
19	-0.434	1.17	<MDA	5.53	-1.07	1.94	<MDA	11.18	2.00	-0.186	-0.39	12/1/94 11:34
20	-0.434	1.17	<MDA	5.53	0.29	2.37	<MDA	11.18	2.00	-0.186	0.11	12/1/94 11:37
21	-0.434	1.17	<MDA	5.53	0.29	2.37	<MDA	11.18	2.00	-0.186	0.11	12/1/94 11:39
22	-0.434	1.17	<MDA	5.53	-1.07	1.94	<MDA	11.18	2.00	-0.186	-0.39	12/1/94 11:41
23	0.735	1.17	<MDA	5.53	4.36	3.34	<AL	11.18	2.00	0.314	1.61	12/1/94 11:43
24	-0.434	1.17	<MDA	5.53	1.65	2.73	<MDA	11.18	2.00	-0.186	0.61	12/1/94 11:46

**LB5100-W Low Background Counting System -- Smear Analysis**

Date: 12/1/94  
 Counting Unit id: 1  
 Data file name: C:\LBXL\UNIT1\B01-024.XLD  
 Batch Ended: 12/1/94 12:05  
 Crosstalk Correction: Not Applied

Alpha activity action level (DPM): 20.00  
 Beta activity action level (DPM): 200.00  
 Certainty level for MDA and flags: 95.00%  
 High Voltage Setting: 1410

Application Revision: 3  
 Application Version: Standard

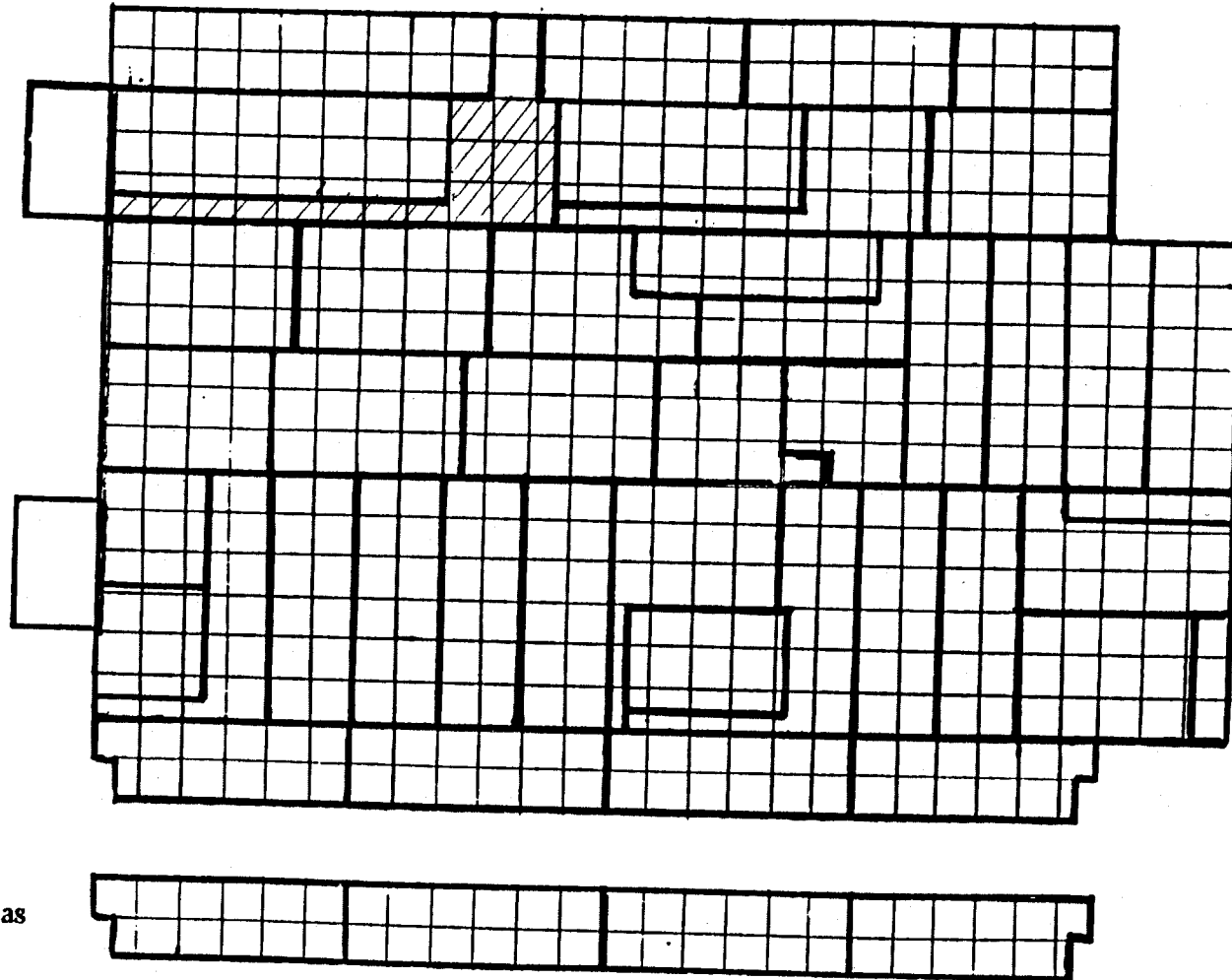
Alpha efficiency log file: pu239ab  
 Alpha Efficiency: 42.75%  
 Alpha to Beta Crosstalk: 5.85%  
 Alpha Background (CPM): 0.185714286  
 Alpha Correction Factor: 1.000

Beta efficiency log file: tc99ab  
 Beta Efficiency: 36.84%  
 Beta into Alpha Crosstalk: 0.03%  
 Beta Background (CPM): 1.392857143  
 Beta Correction Factor: 1.000

Batch ID: Blairsville 1-36-1 lower

Carrier	Alpha Activity				Beta Activity				Count time (min)	Alpha CPM	Beta CPM	Completion Date - Time
	DPM	$\sigma$	flags	MDA	DPM	$\sigma$	flags	MDA				
25	-0.434	1.17	<MDA	5.53	4.36	3.34	<AL	11.18	2.00	-0.186	1.61	12/1/94 11:48
26	0.735	1.17	<MDA	5.53	3.00	3.05	<MDA	11.18	2.00	0.314	1.11	12/1/94 11:50
27	-0.434	1.17	<MDA	5.53	0.29	2.37	<MDA	11.18	2.00	-0.186	0.11	12/1/94 11:52
28	-0.434	1.17	<MDA	5.53	-2.42	1.38	<MDA	11.18	2.00	-0.186	-0.89	12/1/94 11:54
29	1.905	1.66	<AL	5.53	-2.42	1.38	<MDA	11.18	2.00	0.814	-0.89	12/1/94 11:56
30	-0.434	1.17	<MDA	5.53	-2.42	1.38	<MDA	11.18	2.00	-0.186	-0.89	12/1/94 11:59
31	-0.434	1.17	<MDA	5.53	-2.42	1.38	<MDA	11.18	2.00	-0.186	-0.89	12/1/94 12:01
32	-0.434	1.17	<MDA	5.53	0.29	2.37	<MDA	11.18	2.00	-0.186	0.11	12/1/94 12:03
33	-0.434	1.17	<MDA	5.53	1.65	2.73	<MDA	11.18	2.00	-0.186	0.61	12/1/94 12:05

# SURVEY UNITS FOR SECTION ONE



Second Floor Areas

MAIN BUILDING  
SMP  
BLAIRSVILLE SITE

#CAD00538

# Blairsville Point Survey Form #003

Survey Serial #:	01-025
Survey Section:	1
Survey Unit:	35B
Survey Sub-unit:	1

Alpha Survey Instruments				
Inst. S/N	Inst. Code	Eff. %	Corr. Fac.	Bkg. CPM
1510	6	24	4.17	1


Beta Survey Instruments				
Inst. S/N	Inst. Code	Eff. %	Corr. Fac.	Bkg. CPM
1593	11	34.96	2.86	261

Gamma or Beta/Gamma Instruments			
Inst. S/N	Inst. Code	Bkg.	Detection Type
234	23	5	Gamma
5242	16	0.01	Beta / Gamma

Classification:	3
Survey Type:	Lower

Alpha Counting Instruments				
Inst. S/N	Inst. Code	Eff. %	Corr. Fac.	Bkg. CPM
13295	2	42.75	2.34	0.19

Beta Counting Instruments				
Inst. S/N	Inst. Code	Eff. %	Corr. Fac.	Bkg. CPM
13295	3	36.84	2.71	1.39

Surveyor:	L/Smith / J. Shoemaker
Signature:	

Surface Description	Coordinates		Gamma at 1m	Gamma Inst.	Beta/Gamma Contact	Beta/Gamma Code	Contact Gross 1 min. Count	Alpha Inst. Code	Contact Gross 1 min. Count	Beta Inst. Code	Scan Contact Gross CPM		Removable DPM/100 cm2	Alpha Count	Removable DPM/100 cm2	Beta Count	Comments
	X	Y	uR/hr	Code	mR/hr	Code	Alpha	Code	Beta	Code	Max Beta	Avg Beta	Alpha	Code	Beta	Code	
Floor	5	-2	5	23	0.015	16	5	6	307	11	446	300	-0.43	2	-1.07	3	Concrete
Floor	7	-2	5	23	0.015	16	2	6	292	11	341	260	0.74	2	-3.78	3	Concrete
Floor	2	-4	5	23	0.015	16	2	6	298	11	506	300	-0.43	2	-2.42	3	Concrete
Floor	5	-4	5	23	0.01	16	1	6	312	11	362	280	0.74	2	3.00	3	Concrete
Floor	7	-4	5	23	0.015	16	4	6	313	11	397	270	0.74	2	1.65	3	Concrete
Floor	2	-8	5	23	0.01	16	0	6	338	11	307	240	-0.43	2	7.08	3	Concrete
Floor	6	-8	5	23	0.015	16	3	6	278	11	341	260	0.74	2	-1.07	3	Concrete
Floor	4	-10	4	23	0.01	16	2	6	312	11	354	260	-0.43	2	-1.07	3	Concrete
Floor	2	-12	5	23	0.01	16	2	6	319	11	352	270	-0.43	2	1.65	3	Concrete
Floor	6	-12	4.5	23	0.02	16	1	6	228	11	391	290	-0.43	2	1.65	3	Concrete
Floor	5	-14	5	23	0.015	16	2	6	307	11	391	300	-0.43	2	1.65	3	Concrete
Floor	9	-14	4.5	23	0.015	16	2	6	306	11	335	280	-0.43	2	-1.07	3	Concrete
Floor	11	-14	4	23	0.015	16	4	6	291	11	442	300	-0.43	2	0.29	3	Concrete
Floor	5	-16	5	23	0.01	16	2	6	244	11	318	220	0.74	2	3.00	3	Concrete
Floor	3	-18	5	23	0.015	16	2	6	257	11	364	300	-0.43	2	1.65	3	Concrete
Floor	5	-18	5	23	0.01	16	1	6	262	11	367	310	-0.43	2	-1.07	3	Concrete
Floor	2	-20	5	23	0.01	16	7	6	336	11	488	280	-0.43	2	0.29	3	Concrete
Floor	4	-20	4.5	23	0.015	16	2	6	310	11	312	240	0.74	2	0.29	3	Concrete
Floor	3	-24	5.5	23	0.01	16	3	6	316	11	370	280	0.74	2	4.36	3	Concrete
Floor	7	-24	4.5	23	0.01	16	1	6	324	11	384	280	-0.43	2	3.00	3	Concrete
Floor	9	-22	5	23	0.01	16	2	6	297	11	362	290	0.74	2	3.00	3	Concrete
Floor	13	-22	5	23	0.01	16	1	6	342	11	393	300		2		3	Concrete

**LB5100-W Low Background Counting System -- Smear Analysis**

Date: 12/1/94  
 Counting Unit id: 1  
 Data file name: C:\LBXL\UNIT1\B01-025.XLD  
 Batch Ended: 12/1/94 12:51  
 Crosstalk Correction: Not Applied

Alpha activity action level (DPM): 20.00  
 Beta activity action level (DPM): 200.00  
 Certainty level for MDA and flags: 95.00%  
 High Voltage Setting: 1410

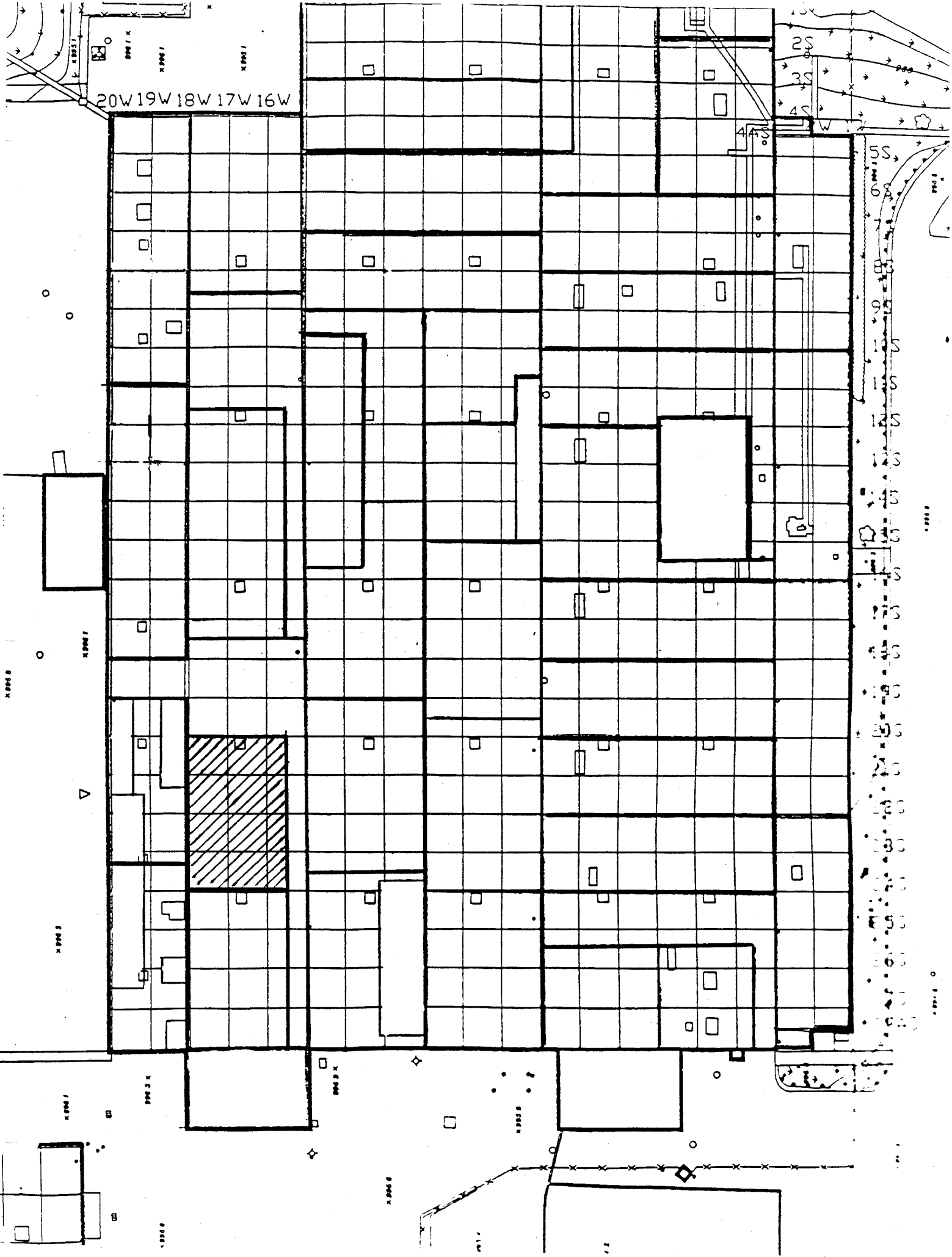
Application Revision: 3  
 Application Version: Standard

Alpha efficiency log file: pu239ab  
 Alpha Efficiency: 42.75%  
 Alpha to Beta Crosstalk: 5.85%  
 Alpha Background (CPM): 0.185714286  
 Alpha Correction Factor: 1.000

Beta efficiency log file: tc99ab  
 Beta Efficiency: 36.84%  
 Beta into Alpha Crosstalk: 0.03%  
 Beta Background (CPM): 1.392857143  
 Beta Correction Factor: 1.000

Batch ID: Blairsville 1-35B-1 Lower

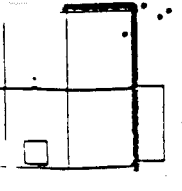

Carrier	Alpha Activity				Beta Activity				Count time (min)	Alpha CPM	Beta CPM	Completion Date - Time
	DPM	$\sigma$	flags	MDA	DPM	$\sigma$	flags	MDA				
34	-0.434	1.17	<MDA	5.53	-1.07	1.94	<MDA	11.18	2.00	-0.186	-0.39	12/1/94 12:08
35	0.735	1.17	<MDA	5.53	-3.78	1.38	<MDA	11.18	2.00	0.314	-1.39	12/1/94 12:10
36	-0.434	1.17	<MDA	5.53	-2.42	1.38	<MDA	11.18	2.00	-0.186	-0.89	12/1/94 12:12
37	0.735	1.17	<MDA	5.53	3.00	3.05	<MDA	11.18	2.00	0.314	1.11	12/1/94 12:14
38	0.735	1.17	<MDA	5.53	1.65	2.73	<MDA	11.18	2.00	0.314	0.61	12/1/94 12:16
39	-0.434	1.17	<MDA	5.53	7.08	3.85	<AL	11.18	2.00	-0.186	2.61	12/1/94 12:19
40	0.735	1.17	<MDA	5.53	-1.07	1.94	<MDA	11.18	2.00	0.314	-0.39	12/1/94 12:21
41	-0.434	1.17	<MDA	5.53	-1.07	1.94	<MDA	11.18	2.00	-0.186	-0.39	12/1/94 12:23
42	-0.434	1.17	<MDA	5.53	1.65	2.73	<MDA	11.18	2.00	-0.186	0.61	12/1/94 12:25
43	-0.434	1.17	<MDA	5.53	1.65	2.73	<MDA	11.18	2.00	-0.186	0.61	12/1/94 12:27
44	-0.434	1.17	<MDA	5.53	1.65	2.73	<MDA	11.18	2.00	-0.186	0.61	12/1/94 12:30
45	-0.434	1.17	<MDA	5.53	-1.07	1.94	<MDA	11.18	2.00	-0.186	-0.39	12/1/94 12:32
46	-0.434	1.17	<MDA	5.53	0.29	2.37	<MDA	11.18	2.00	-0.186	0.11	12/1/94 12:34
47	0.735	1.17	<MDA	5.53	3.00	3.05	<MDA	11.18	2.00	0.314	1.11	12/1/94 12:36
48	-0.434	1.17	<MDA	5.53	1.65	2.73	<MDA	11.18	2.00	-0.186	0.61	12/1/94 12:38
49	-0.434	1.17	<MDA	5.53	-1.07	1.94	<MDA	11.18	2.00	-0.186	-0.39	12/1/94 12:41
50	-0.434	1.17	<MDA	5.53	0.29	2.37	<MDA	11.18	2.00	-0.186	0.11	12/1/94 12:43
51	0.735	1.17	<MDA	5.53	0.29	2.37	<MDA	11.18	2.00	0.314	0.11	12/1/94 12:45
52	0.735	1.17	<MDA	5.53	4.36	3.34	<AL	11.18	2.00	0.314	1.61	12/1/94 12:47
53	-0.434	1.17	<MDA	5.53	3.00	3.05	<MDA	11.18	2.00	-0.186	1.11	12/1/94 12:49
54	0.735	1.17	<MDA	5.53	3.00	3.05	<MDA	11.18	2.00	0.314	1.11	12/1/94 12:51



20W 19W 18W 17W 16W

2S  
3S  
4S  
5S  
6S  
7S  
8S  
9S  
10S  
11S  
12S  
13S  
14S  
15S  
16S  
17S  
18S  
19S  
20S  
21S  
22S  
23S  
24S  
25S  
26S  
27S  
28S  
29S  
30S  
31S  
32S  
33S  
34S  
35S  
36S  
37S  
38S  
39S  
40S  
41S  
42S  
43S  
44S  
45S  
46S  
47S  
48S  
49S  
50S  
51S  
52S  
53S  
54S  
55S  
56S  
57S  
58S  
59S  
60S  
61S  
62S  
63S  
64S  
65S  
66S  
67S  
68S  
69S  
70S  
71S  
72S  
73S  
74S  
75S  
76S  
77S  
78S  
79S  
80S  
81S  
82S  
83S  
84S  
85S  
86S  
87S  
88S  
89S  
90S  
91S  
92S  
93S  
94S  
95S  
96S  
97S  
98S  
99S  
100S

X 0001  
X 0002  
X 0003  
X 0004  
X 0005  
X 0006  
X 0007  
X 0008  
X 0009  
X 0010  
X 0011  
X 0012  
X 0013  
X 0014  
X 0015  
X 0016  
X 0017  
X 0018  
X 0019  
X 0020  
X 0021  
X 0022  
X 0023  
X 0024  
X 0025  
X 0026  
X 0027  
X 0028  
X 0029  
X 0030  
X 0031  
X 0032  
X 0033  
X 0034  
X 0035  
X 0036  
X 0037  
X 0038  
X 0039  
X 0040  
X 0041  
X 0042  
X 0043  
X 0044  
X 0045  
X 0046  
X 0047  
X 0048  
X 0049  
X 0050  
X 0051  
X 0052  
X 0053  
X 0054  
X 0055  
X 0056  
X 0057  
X 0058  
X 0059  
X 0060  
X 0061  
X 0062  
X 0063  
X 0064  
X 0065  
X 0066  
X 0067  
X 0068  
X 0069  
X 0070  
X 0071  
X 0072  
X 0073  
X 0074  
X 0075  
X 0076  
X 0077  
X 0078  
X 0079  
X 0080  
X 0081  
X 0082  
X 0083  
X 0084  
X 0085  
X 0086  
X 0087  
X 0088  
X 0089  
X 0090  
X 0091  
X 0092  
X 0093  
X 0094  
X 0095  
X 0096  
X 0097  
X 0098  
X 0099  
X 0100



# Blairsville Point Survey Form #003

Survey Serial #:	01-026
------------------	--------

Survey Section:	1
-----------------	---

Survey Unit:	43
--------------	----

Survey Sub-unit:	1
------------------	---

Classification:	3
-----------------	---

Survey Type:	Lower
--------------	-------

Survey Date:	11/10/94
--------------	----------

Count Date:	12/6/94
-------------	---------

Alpha Survey Instruments				
Inst. S/N	Inst. Code	Eff. %	Corr. Fac.	Bkg. CPM
1510	6	24	4.17	1

Beta Survey Instruments				
Inst. S/N	Inst. Code	Eff. %	Corr. Fac.	Bkg. CPM
1593	11	34.96	2.86	261

Gamma or Beta/Gamma Instruments			
Inst. S/N	Inst. Code	Bkg.	Detection Type
5242	16	0.01	Beta / Gamma
234	23	5	Gamma

Alpha Counting Instruments				
Inst. S/N	Inst. Code	Eff. %	Corr. Fac.	Bkg. CPM
13295	2	42.75	2.34	0.19

Beta Counting Instruments				
Inst. S/N	Inst. Code	Eff. %	Corr. Fac.	Bkg. CPM
13295	3	36.84	2.71	1.39

Surveyor:	L. Smith / J. Shoemaker
-----------	-------------------------

Signature: 

Surface Description	Coordinates		Gamma at 1m	Gamma Inst.	Beta/Gamma Contact	Beta/Gamma Code	Contact Gross 1 min. Count	Alpha Inst. Code	Contact Gross 1 min. Count	Beta Inst. Code	Scan Contact Gross CPM		Removable DPM/100 cm2	Alpha Count	Removable DPM/100 cm2	Beta Count	Comments
	X	Y	uR/hr	Code	mR/hr	Code	Alpha	Code	Beta	Code	Max Beta	Avg Beta	Alpha	Code	Beta	Code	
Floor	2	-2	4.5	23	0.01	16	1	6	379	11	393	290	-0.43	2	-1.07	3	Concrete
Floor	2	-4	5	23	0.015	16	2	6	313	11	441	350	-0.43	2	-2.42	3	Concrete
Floor	2	-6	5	23	0.01	16	1	6	282	11	332	240	-0.43	2	7.08	3	Concrete
Floor	8	-2	4.5	23	0.01	16	2	6	304	11	412	260	0.74	2	-1.07	3	Concrete
Floor	8	-6	4.5	23	0.015	16	3	6	342	11	425	320	0.74	2	0.29	3	Concrete
Floor	4	-8	4.5	23	0.02	16	3	6	326	11	355	220	-0.43	2	-1.07	3	Concrete
Floor	8	-10	4.5	23	0.015	16	0	6	318	11	375	240	-0.43	2	-2.42	3	Concrete
Floor	10	-10	5	23	0.01	16	3	6	290	11	381	275	0.74	2	5.72	3	Concrete
Floor	11	-8	4.5	23	0.01	16	8	6	298	11	407	300	-0.43	2	-2.42	3	Concrete
Floor	6	-12	5	23	0.015	16	0	6	281	11	337	280	-0.43	2	0.29	3	Concrete
Floor	8	-12	5	23	0.01	16	0	6	296	11	396	280	-0.43	2	4.36	3	Concrete
Floor	11	-14	5	23	0.01	16	3	6	310	11	392	240	-0.43	2	1.65	3	Concrete
Floor	11	-16	4.5	23	0.015	16	6	6	332	11	356	280	-0.43	2	3.00	3	Concrete
Floor	2	-18	5	23	0.01	16	1	6	291	11	397	300	0.74	2	0.29	3	Concrete
Floor	4	-18	4.5	23	0.015	16	3	6	335	11	379	280	-0.43	2	3.00	3	Concrete
Floor	6	-18	5	23	0.015	16	2	6	315	11	367	270	-0.43	2	-1.07	3	Concrete
Floor	4	-20	5	23	0.01	16	1	6	290	11	335	280	-0.43	2	1.65	3	Concrete
Floor	6	-20	5	23	0.01	16	1	6	318	11	360	290	-0.43	2	1.65	3	Concrete
Floor	8	-20	5.5	23	0.015	16	0	6	317	11	380	320	0.74	2	3.00	3	Concrete
Floor	2	-22	5	23	0.015	16	6	6	280	11	361	280	1.90	2	-1.07	3	Concrete
Floor	4	-22	4	23	0.01	16	1	6	309	11	366	250	-0.43	2	1.65	3	Concrete
Floor	6	-22	5	23	0.015	16	3	6	284	11	398	260	1.90	2	-1.07	3	Concrete
Floor	5	-24	5	23	0.01	16	1	6	281	11	377	270	-0.43	2	7.08	3	Concrete



## Blairsville Point Survey Form #003

Survey Serial #:	01-026
------------------	--------

Survey Section:	1
-----------------	---

Survey Unit:	43
--------------	----

Survey Sub-unit:	1
------------------	---

Classification:	3
-----------------	---

Survey Type:	Lower
--------------	-------

Survey Date:	11/10/94
--------------	----------

Count Date:	12/6/94
-------------	---------


Alpha Survey Instruments				
Inst. S/N	Inst. Code	Eff. %	Corr. Fac.	Bkg. CPM
1510	6	24	4.17	1

Alpha Counting Instruments				
Inst. S/N	Inst. Code	Eff. %	Corr. Fac.	Bkg. CPM
13295	2	42.75	2.34	0.19

Beta Survey Instruments				
Inst. S/N	Inst. Code	Eff. %	Corr. Fac.	Bkg. CPM
1593	11	34.96	2.86	261

Beta Counting Instruments				
Inst. S/N	Inst. Code	Eff. %	Corr. Fac.	Bkg. CPM
13295	3	36.84	2.71	1.39

Gamma or Beta/Gamma Instruments			
Inst. S/N	Inst. Code	Bkg.	Detection Type
5242	16	0.01	Beta / Gamma
234	23	5	Gamma

Surveyor:	L. Smith / J. Shoemaker
Signature:	

Surface Description	Coordinates		Gamma at 1m uR/hr	Gamma Inst. Code	Beta/Gamma Contact mR/hr	Beta/Gamma Code	Contact Gross 1 min. Count Alpha	Alpha Inst. Code	Contact Gross 1 min. Count Beta	Beta Inst. Code	Scan Contact Gross CPM		Removable DPM/100 cm <sup>2</sup> Alpha	Alpha Count Code	Removable DPM/100 cm <sup>2</sup> Beta	Beta Count Code	Comments
	X	Y									Max Beta	Avg Beta					
Floor	7	-24	5	23	0.01	16	4	6	272	11	356	250	0.74	2	0.29	3	Concrete
Floor	5	-26	4.5	23	0.015	16	2	6	263	11	338	280	0.74	2	0.29	3	Concrete
Floor	5	-28	4.5	23	0.015	16	0	6	290	11	379	260	-0.43	2	-1.07	3	Concrete
Floor	1	-31	4	23	0.01	16	2	6	269	11	405	300	-0.43	2	-2.42	3	Concrete
Floor	3	-31	5	23	0.015	16	0	6	279	11	360	290	-0.43	2	-1.07	3	Concrete
Floor	5	-31	5	23	0.01	16	3	6	302	11	340	280		2		3	Concrete
Floor	5	-32	5	23	0.01	16	2	6	323	11	408	290		2		3	Concrete

**LB5100-W Low Background Counting System – Smear Analysis**

Date: 12/6/94  
 Counting Unit id: 1  
 Data file name: C:\LBXL\UNIT1\B01-026.XLD  
 Batch Ended: 12/6/94 14:16  
 Crosstalk Correction: Not Applied

Alpha activity action level (DPM): 20.00  
 Beta activity action level (DPM): 200.00  
 Certainty level for MDA and flags: 95.00%  
 High Voltage Setting: 1410

Application Revision: 3  
 Application Version: Standard

Alpha efficiency log file: pu239ab  
 Alpha Efficiency: 42.75%  
 Alpha to Beta Crosstalk: 5.85%  
 Alpha Background (CPM): 0.185714286  
 Alpha Correction Factor: 1.000

Beta efficiency log file: tc99ab  
 Beta Efficiency: 36.84%  
 Beta into Alpha Crosstalk: 0.03%  
 Beta Background (CPM): 1.392857143  
 Beta Correction Factor: 1.000

Batch ID: Blairsville 1-43-1 Lower

Carrier	Alpha Activity				Beta Activity				Count time (min)	Alpha CPM	Beta CPM	Completion Date - Time
	DPM	$\sigma$	flags	MDA	DPM	$\sigma$	flags	MDA				
1	-0.434	1.17	<MDA	5.53	-1.07	1.94	<MDA	11.18	2.00	-0.186	-0.39	12/6/94 13:17
2	-0.434	1.17	<MDA	5.53	-2.42	1.38	<MDA	11.18	2.00	-0.186	-0.89	12/6/94 13:19
3	-0.434	1.17	<MDA	5.53	7.08	3.85	<AL	11.18	2.00	-0.186	2.61	12/6/94 13:21
4	0.735	1.17	<MDA	5.53	-1.07	1.94	<MDA	11.18	2.00	0.314	-0.39	12/6/94 13:23
5	0.735	1.17	<MDA	5.53	0.29	2.37	<MDA	11.18	2.00	0.314	0.11	12/6/94 13:26
6	-0.434	1.17	<MDA	5.53	-1.07	1.94	<MDA	11.18	2.00	-0.186	-0.39	12/6/94 13:28
7	-0.434	1.17	<MDA	5.53	-2.42	1.38	<MDA	11.18	2.00	-0.186	-0.89	12/6/94 13:30
8	0.735	1.17	<MDA	5.53	5.72	3.60	<AL	11.18	2.00	0.314	2.11	12/6/94 13:32
9	-0.434	1.17	<MDA	5.53	-2.42	1.38	<MDA	11.18	2.00	-0.186	-0.89	12/6/94 13:35
10	-0.434	1.17	<MDA	5.53	0.29	2.37	<MDA	11.18	2.00	-0.186	0.11	12/6/94 13:37
11	-0.434	1.17	<MDA	5.53	4.36	3.34	<AL	11.18	2.00	-0.186	1.61	12/6/94 13:39
12	-0.434	1.17	<MDA	5.53	1.65	2.73	<MDA	11.18	2.00	-0.186	0.61	12/6/94 13:41
13	-0.434	1.17	<MDA	5.53	3.00	3.05	<MDA	11.18	2.00	-0.186	1.11	12/6/94 13:43
14	0.735	1.17	<MDA	5.53	0.29	2.37	<MDA	11.18	2.00	0.314	0.11	12/6/94 13:45
15	-0.434	1.17	<MDA	5.53	3.00	3.05	<MDA	11.18	2.00	-0.186	1.11	12/6/94 13:48
16	-0.434	1.17	<MDA	5.53	-1.07	1.94	<MDA	11.18	2.00	-0.186	-0.39	12/6/94 13:50
17	-0.434	1.17	<MDA	5.53	1.65	2.73	<MDA	11.18	2.00	-0.186	0.61	12/6/94 13:52
18	-0.434	1.17	<MDA	5.53	1.65	2.73	<MDA	11.18	2.00	-0.186	0.61	12/6/94 13:54
19	0.735	1.17	<MDA	5.53	3.00	3.05	<MDA	11.18	2.00	0.314	1.11	12/6/94 13:57
20	1.905	1.66	<AL	5.53	-1.07	1.94	<MDA	11.18	2.00	0.814	-0.39	12/6/94 13:59
21	-0.434	1.17	<MDA	5.53	1.65	2.73	<MDA	11.18	2.00	-0.186	0.61	12/6/94 14:01
22	1.905	1.66	<AL	5.53	-1.07	1.94	<MDA	11.18	2.00	0.814	-0.39	12/6/94 14:03
23	-0.434	1.17	<MDA	5.53	7.08	3.85	<AL	11.18	2.00	-0.186	2.61	12/6/94 14:05
24	0.735	1.17	<MDA	5.53	0.29	2.37	<MDA	11.18	2.00	0.314	0.11	12/6/94 14:08

**LB5100-W Low Background Counting System – Smear Analysis**

Date: 12/6/94  
 Counting Unit id: 1  
 Data file name: C:\LBXL\UNIT1\B01-026.XLD  
 Batch Ended: 12/6/94 14:16  
 Crosstalk Correction: Not Applied

Alpha activity action level (DPM): 20.00  
 Beta activity action level (DPM): 200.00  
 Certainty level for MDA and flags: 95.00%  
 High Voltage Setting: 1410

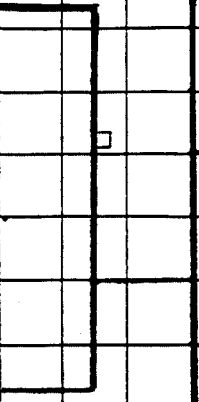
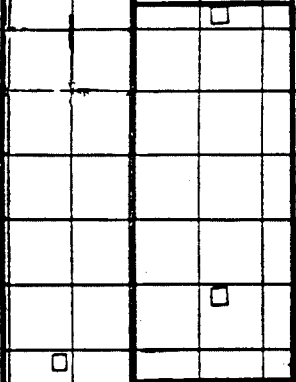
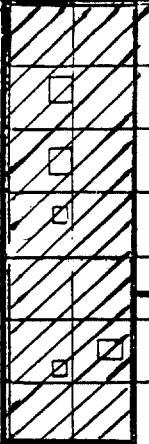
Application Revision: 3  
 Application Version: Standard

Batch ID: Blairsville 1-43-1 Lower

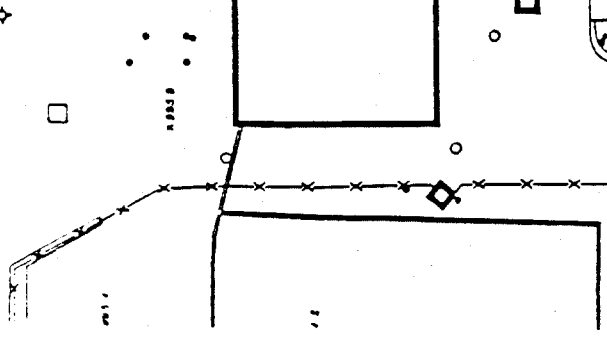
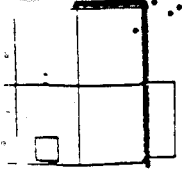
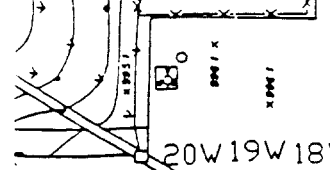
Carrier	Alpha Activity				Beta Activity				Count time (min)	Alpha CPM	Beta CPM	Completion Date - Time
	DPM	$\sigma$	flags	MDA	DPM	$\sigma$	flags	MDA				
25	0.735	1.17	<MDA	5.53	0.29	2.37	<MDA	11.18	2.00	0.314	0.11	12/6/94 14:10
26	-0.434	1.17	<MDA	5.53	-1.07	1.94	<MDA	11.18	2.00	-0.186	-0.39	12/6/94 14:12
27	-0.434	1.17	<MDA	5.53	-2.42	1.38	<MDA	11.18	2.00	-0.186	-0.89	12/6/94 14:14
28	-0.434	1.17	<MDA	5.53	-1.07	1.94	<MDA	11.18	2.00	-0.186	-0.39	12/6/94 14:16

Alpha efficiency log file: pu239ab Alpha Efficiency: 42.75% Alpha to Beta Crosstalk: 5.85% Alpha Background (CPM): 0.185714286 Alpha Correction Factor: 1.000
Beta efficiency log file: tc99ab Beta Efficiency: 36.84% Beta into Alpha Crosstalk: 0.03% Beta Background (CPM): 1.392857143 Beta Correction Factor: 1.000

20W 19W 18W 17W 16W



2S  
3S  
4S  
5S  
6S  
7S  
8S  
9S  
10S  
11S  
12S  
13S  
14S  
15S  
16S  
17S  
18S  
19S  
20S  
21S  
22S  
23S  
24S  
25S  
26S  
27S  
28S  
29S  
30S



# Blairsville Point Survey Form #003

Survey Serial #:	01-027
------------------	--------

Survey Section:	1
-----------------	---

Survey Unit:	34
--------------	----

Survey Sub-unit:	1
------------------	---

Classification:	3
-----------------	---

Survey Type:	Lower
--------------	-------

Survey Date:	11/10/94
--------------	----------

Count Date:	12/6/94
-------------	---------


Alpha Survey Instruments				
Inst.	Inst.		Corr.	Bkg
S/N	Code	Eff. %	Fac.	CPM
1517	7	19.7	5.08	4

Beta Survey Instruments				
Inst	Inst		Corr.	Bkg
S/N	Code	Eff. %	Fac.	CPM
1595	12	31.8	3.14	468

Gamma or Beta/Gamma Instruments			
Inst	Inst		Detection
S/N	Code	Bkg	Type
234	23	9	Gamma
5242	16	0.015	Beta / Gamma

Alpha Counting Instruments				
Inst.	Inst.		Corr.	Bkg.
S/N	Code	Eff. %	Fac.	CPM
13295	2	42.75	2.34	0.19

Beta Counting Instruments				
Inst.	Inst.		Corr.	Bkg.
S/N	Code	Eff. %	Fac.	CPM
13295	3	36.84	2.71	1.39

Surveyor:	V. Taylor / C. Vergari
Signature:	

Surface Description	Coordinates		Gamma at 1m	Gamma Inst.	Beta/Gamma Contact	Beta/Gamma Code	Contact Gross 1 min. Count	Alpha Inst.	Contact Gross 1 min. Count	Beta Inst.	Scan Contact Gross CPM		Removable DPM/100 cm2	Alpha Count	Removable DPM/100 cm2	Beta Count	Comments
	X	Y	uR/hr	Code	mR/hr	Code	Alpha	Code	Beta	Code	Max Beta	Avg Beta	Alpha	Code	Beta	Code	
Floor	2	-2	13	23	0.02	16	3	7	505	12	415	350	-0.43	2	1.65	3	Painted Brick
Floor	4	-2	9	23	0.01	16	2	7	491	12	598	375	-0.43	2	1.65	3	Painted Brick
Floor	6	-2	9	23	0.015	16	1	7	543	12	544	390	0.74	2	1.65	3	Painted Brick
Floor	2	-4	11	23	0.02	16	1	7	483	12	526	400	0.74	2	-2.42	3	Painted Brick
Floor	4	-4	11	23	0.015	16	2	7	540	12	602	390	-0.43	2	3.00	3	Painted Brick
Floor	6	-4	11	23	0.025	16	3	7	501	12	540	370	-0.43	2	0.29	3	Painted Brick
Floor	7	-4	11	23	0.025	16	2	7	487	12	506	390	-0.43	2	-3.78	3	Painted Brick
Floor	-3	-6	10	23	0.02	16	0	7	509	12	526	400	1.90	2	0.29	3	Painted Brick
Floor	-2	-6	12	23	0.025	16	1	7	552	12	563	420	0.74	2	1.65	3	Painted Brick
Floor	0	-6	10	23	0.015	16	0	7	531	12	530	420	0.74	2	3.00	3	Painted Brick
Floor	2	-6	10	23	0.025	16	2	7	497	12	599	400	-0.43	2	-2.42	3	Painted Brick
Floor	4	-7	10	23	0.02	16	1	7	522	12	550	400	-0.43	2	3.00	3	Painted Brick
Floor	4	-9	10	23	0.025	16	0	7	514	12	468	300	-0.43	2	0.29	3	Painted Brick
Floor	6	-9	10	23	0.015	16	1	7	440	12	488	370	-0.43	2	1.65	3	Painted Brick
Floor	3	-10	9	23	0.02	16	2	7	444	12	662	350	-0.43	2	-2.42	3	Painted Brick
Floor	1	-8	10	23	0.02	16	3	7	453	12	582	450	-0.43	2	-1.07	3	Painted Brick
Floor	-1	-10	11	23	0.025	16	1	7	359	12	422	300	0.74	2	0.29	3	Painted Brick

**LB5100-W Low Background Counting System – Smear Analysis**

Date: 12/8/94  
 Counting Unit id: 1  
 Data file name: C:\LBXL\UNIT1\B01-027.XLD  
 Batch Ended: 12/6/94 14:54  
 Crosstalk Correction: Not Applied

Alpha activity action level (DPM): 20.00  
 Beta activity action level (DPM): 200.00  
 Certainty level for MDA and flags: 95.00%  
 High Voltage Setting: 1410

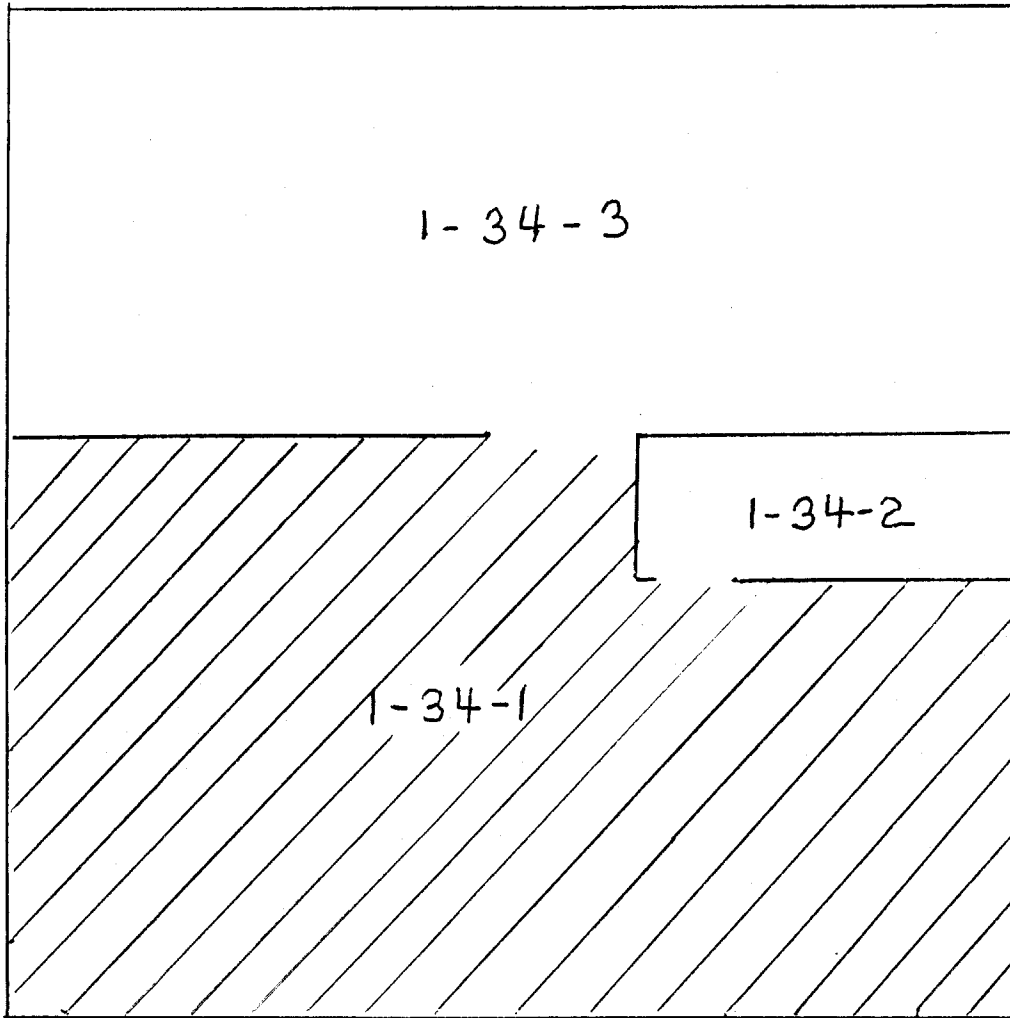
Application Revision: 3  
 Application Version: Standard

Alpha efficiency log file: pu239ab  
 Alpha Efficiency: 42.75%  
 Alpha to Beta Crosstalk: 5.85%  
 Alpha Background (CPM): 0.185714286  
 Alpha Correction Factor: 1.000

Beta efficiency log file: tc99ab  
 Beta Efficiency: 36.84%  
 Beta into Alpha Crosstalk: 0.03%  
 Beta Background (CPM): 1.392857143  
 Beta Correction Factor: 1.000

Batch ID: Blairsville 1-34-1 lower

Carrier	Alpha Activity				Beta Activity				Count time (min)	Alpha CPM	Beta CPM	Completion Date - Time
	DPM	$\sigma$	flags	MDA	DPM	$\sigma$	flags	MDA				
29	-0.434	1.17	<MDA	5.53	1.65	2.73	<MDA	11.18	2.00	-0.186	0.61	12/6/94 14:19
30	-0.434	1.17	<MDA	5.53	1.65	2.73	<MDA	11.18	2.00	-0.186	0.61	12/6/94 14:21
31	0.735	1.17	<MDA	5.53	1.65	2.73	<MDA	11.18	2.00	0.314	0.61	12/6/94 14:23
32	0.735	1.17	<MDA	5.53	-2.42	1.38	<MDA	11.18	2.00	0.314	-0.89	12/6/94 14:25
33	-0.434	1.17	<MDA	5.53	3.00	3.05	<MDA	11.18	2.00	-0.186	1.11	12/6/94 14:27
34	-0.434	1.17	<MDA	5.53	0.29	2.37	<MDA	11.18	2.00	-0.186	0.11	12/6/94 14:30
35	-0.434	1.17	<MDA	5.53	-3.78	1.38	<MDA	11.18	2.00	-0.186	-1.39	12/6/94 14:32
36	1.905	1.66	<AL	5.53	0.29	2.37	<MDA	11.18	2.00	0.814	0.11	12/6/94 14:34
37	0.735	1.17	<MDA	5.53	1.65	2.73	<MDA	11.18	2.00	0.314	0.61	12/6/94 14:36
38	0.735	1.17	<MDA	5.53	3.00	3.05	<MDA	11.18	2.00	0.314	1.11	12/6/94 14:38
39	-0.434	1.17	<MDA	5.53	-2.42	1.38	<MDA	11.18	2.00	-0.186	-0.89	12/6/94 14:41
40	-0.434	1.17	<MDA	5.53	3.00	3.05	<MDA	11.18	2.00	-0.186	1.11	12/6/94 14:43
41	-0.434	1.17	<MDA	5.53	0.29	2.37	<MDA	11.18	2.00	-0.186	0.11	12/6/94 14:45
42	-0.434	1.17	<MDA	5.53	1.65	2.73	<MDA	11.18	2.00	-0.186	0.61	12/6/94 14:47
43	-0.434	1.17	<MDA	5.53	-2.42	1.38	<MDA	11.18	2.00	-0.186	-0.89	12/6/94 14:49
44	-0.434	1.17	<MDA	5.53	-1.07	1.94	<MDA	11.18	2.00	-0.186	-0.39	12/6/94 14:52
45	0.735	1.17	<MDA	5.53	0.29	2.37	<MDA	11.18	2.00	0.314	0.11	12/6/94 14:54



1-34-3

1-34-2

1-34-1

NORTH

# Blairsville Point Survey Form #003

Survey Serial #: **01-028**

Survey Section: **1**

Survey Unit: **34**

Survey Sub-unit: **2**

Classification: **3**

Survey Type: **Lower**

Survey Date: **11/10/94**

Count Date: **12/6/94**

Alpha Survey Instruments				
Inst. S/N	Inst. Code	Eff. %	Corr. Fac.	Bkg. CPM
1517	7	19.7	5.08	1

Beta Survey Instruments				
Inst. S/N	Inst. Code	Eff. %	Corr. Fac.	Bkg. CPM
1595	12	31.8	3.14	315

Gamma or Beta/Gamma Instruments			
Inst. S/N	Inst. Code	Bkg.	Detection Type
234	23	10	Gamma
5242	16	0.015	Beta / Gamma

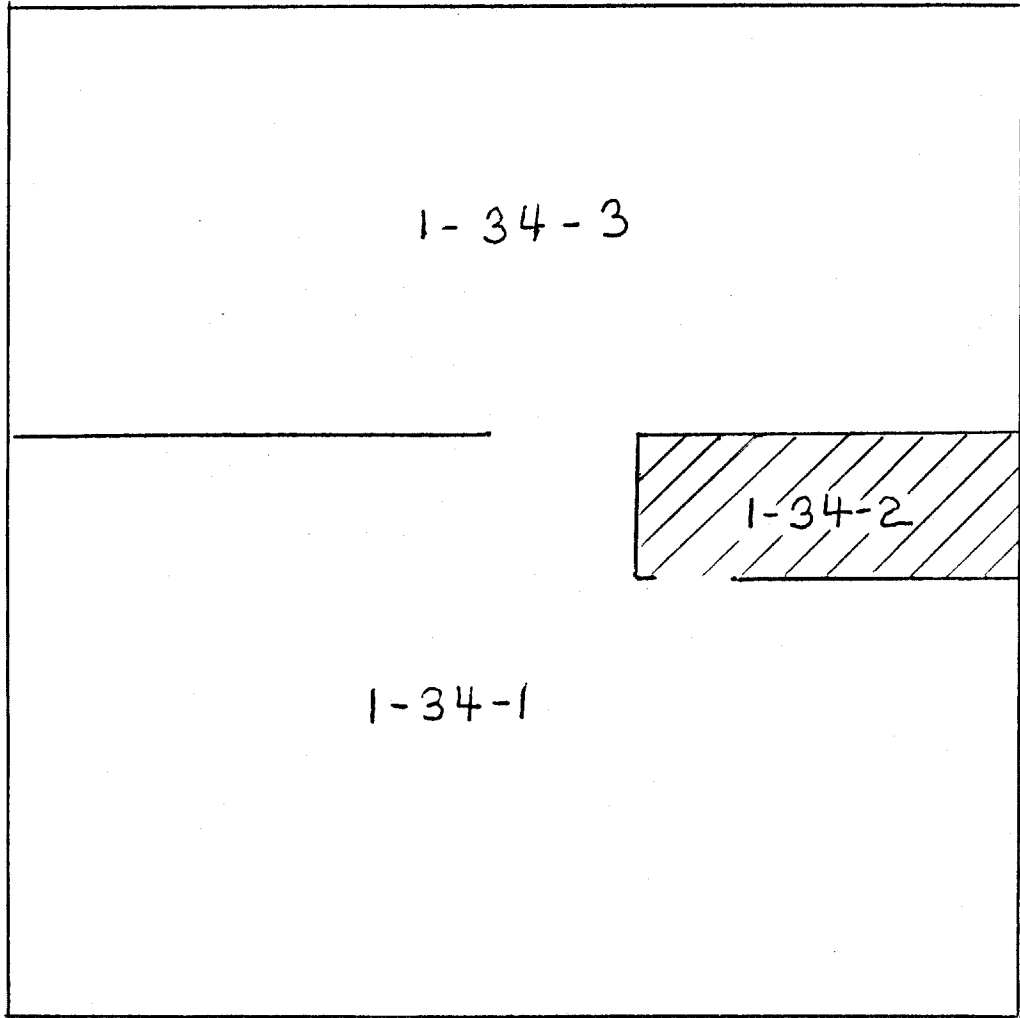
Alpha Counting Instruments				
Inst. S/N	Inst. Code	Eff. %	Corr. Fac.	Bkg. CPM
13295	2	42.75	2.34	0.19

Beta Counting Instruments				
Inst. S/N	Inst. Code	Eff. %	Corr. Fac.	Bkg. CPM
13295	3	36.84	2.71	1.39

Surveyor: **V. Taylor / C. Vergari**  
 Signature: *V. Taylor / C. Vergari*

Surface Description	Coordinates		Gamma at 1m	Gamma Inst.	Beta/Gamma Contact	Beta/Gamma	Contact Gross 1 min. Count	Alpha Inst.	Contact Gross 1 min. Count	Beta Inst.	Scan Contact Gross CPM		Removable DPM/100 cm2	Alpha Count	Removable DPM/100 cm2	Beta Count	Comments
	X	Y	uR/hr	Code	mR/hr	Code	Alpha	Code	Beta	Code	Max Beta	Avg Beta	Alpha	Code	Beta	Code	
Floor	1	-1	9	23	0.015	16	1	7	302	12	405	290	-0.43	2	3.00	3	Painted Concrete
Floor	2	-1	10	23	0.01	16	1	7	283	12	384	250	-0.43	2	0.29	3	Painted Concrete
Floor	2	-2	11	23	0.02	16	2	7	340	12	373	200	-0.43	2	-1.07	3	Painted Concrete
Floor	1	-3	11	23	0.02	16	1	7	342	12	360	280	1.90	2	1.65	3	Painted Concrete
Floor	3	-3	9	23	0.01	16	3	7	296	12	396	300	0.74	2	8.43	3	Painted Concrete
Floor	2	-4	11	23	0.015	16	0	7	323	12	323	290	0.74	2	0.29	3	Painted Concrete





1-34-3

1-34-2

1-34-1

NORTH

**LB5100-W Low Background Counting System -- Smear Analysis**

Date: 12/8/94  
 Counting Unit id: 1  
 Data file name: C:\LBXL\UNIT1\B01-028.XLD  
 Batch Ended: 12/6/94 15:07  
 Crosstalk Correction: Not Applied

Alpha activity action level (DPM): 20.00  
 Beta activity action level (DPM): 200.00  
 Certainty level for MDA and flags: 95.00%  
 High Voltage Setting: 1410

Application Revision: 3  
 Application Version: Standard

Alpha efficiency log file: pu239ab Alpha Efficiency: 42.75% Alpha to Beta Crosstalk: 5.85% Alpha Background (CPM): 0.185714286 Alpha Correction Factor: 1.000
Beta efficiency log file: tc99ab Beta Efficiency: 36.84% Beta into Alpha Crosstalk: 0.03% Beta Background (CPM): 1.392857143 Beta Correction Factor: 1.000
Count time (min)    Alpha CPM    Beta CPM    Completion Date - Time
2.00    -0.186    1.11    12/6/94 14:56
2.00    -0.186    0.11    12/6/94 14:58
2.00    -0.186    -0.39    12/6/94 15:00
2.00    0.814    0.61    12/6/94 15:03
2.00    0.314    3.11    12/6/94 15:05
2.00    0.314    0.11    12/6/94 15:07

Batch ID: Blairsville 1-34-2 lower

Carrier	Alpha Activity				Beta Activity			
	DPM	$\sigma$	flags	MDA	DPM	$\sigma$	flags	MDA
46	-0.434	1.17	<MDA	5.53	3.00	3.05	<MDA	11.18
47	-0.434	1.17	<MDA	5.53	0.29	2.37	<MDA	11.18
48	-0.434	1.17	<MDA	5.53	-1.07	1.94	<MDA	11.18
49	1.905	1.66	<AL	5.53	1.65	2.73	<MDA	11.18
50	0.735	1.17	<MDA	5.53	8.43	4.08	<AL	11.18
51	0.735	1.17	<MDA	5.53	0.29	2.37	<MDA	11.18

# Blairsville Point Survey Form #003

Survey Serial #:	01-029
Survey Section:	1
Survey Unit:	34
Survey Sub-unit:	3

Alpha Survey Instruments				
Inst. S/N	Inst. Code	Eff. %	Corr. Fac.	Bkg CPM
1517	7	19.7	5.08	3

Beta Survey Instruments				
Inst. S/N	Inst. Code	Eff. %	Corr. Fac.	Bkg CPM
1595	12	31.8	3.14	354

Gamma or Beta/Gamma Instruments			
Inst. S/N	Inst. Code	Bkg	Detection Type
234	23	10	Gamma
5242	16	0.015	Beta / Gamma

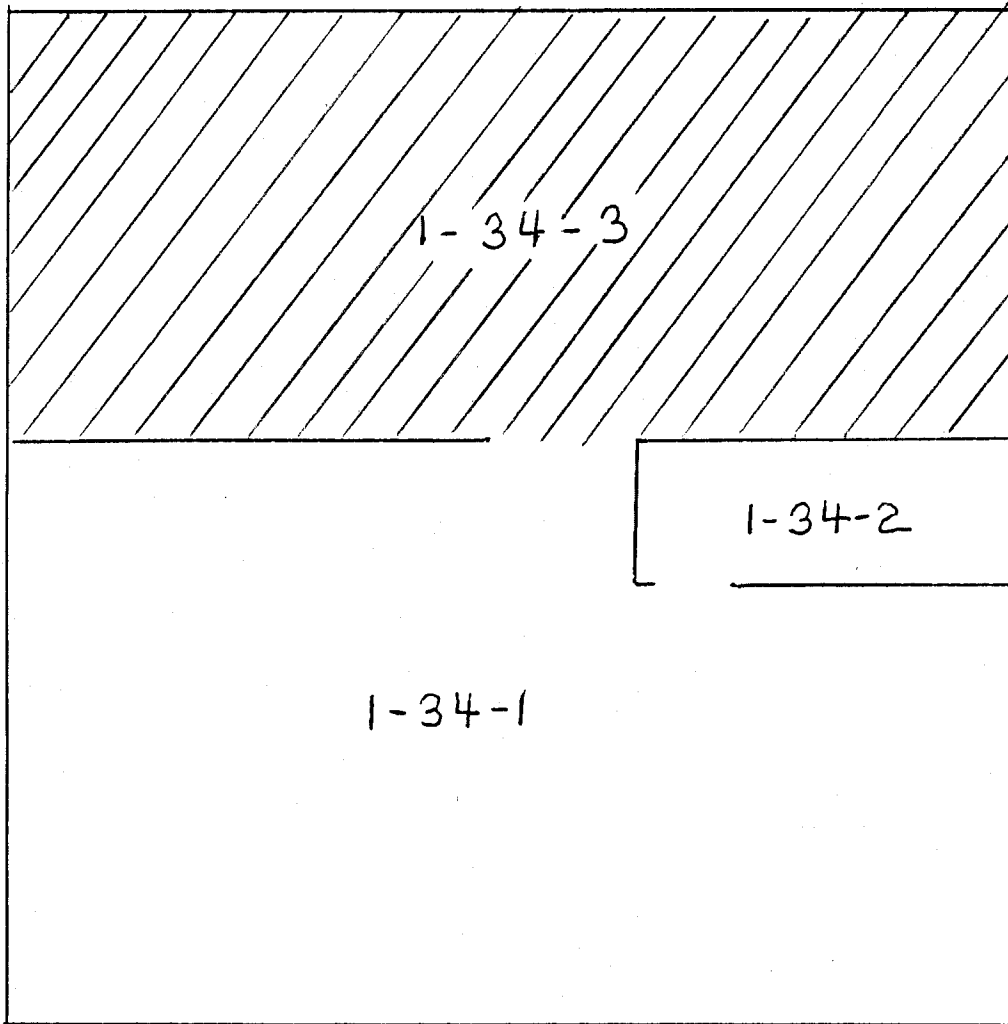
Classification:	3
Survey Type:	Lower

Alpha Counting Instruments				
Inst. S/N	Inst. Code	Eff. %	Corr. Fac.	Bkg. CPM
13295	2	42.75	2.34	0.19

Beta Counting Instruments				
Inst. S/N	Inst. Code	Eff. %	Corr. Fac.	Bkg. CPM
13295	3	36.84	2.71	1.39

Surveyor:	V. Taylor / C. Vergari
Signature:	<i>V. Taylor</i> <i>C. Vergari</i>

Surface Description	Coordinates		Gamma at 1m	Gamma Inst. Code	Beta/Gamma Contact	Beta/Gamma Code	Contact Gross 1 min. Count	Alpha Inst. Code	Contact Gross 1 min. Count	Beta Inst. Code	Scan Contact		Removable DPM/100 cm2	Alpha Count	Removable DPM/100 cm2	Beta Count	Comments
											Gross CPM						
	X	Y	uR/hr	mR/hr	Alpha	Beta	Max Beta	Avg Beta	Alpha	Beta	Code	Code					
Floor	1	-1	11	23	0.01	16	1	7	355	12	355	270	-0.43	2	1.65	3	Painted Brick
Floor	3	-1	8	23	0.01	16	3	7	327	12	326	270	0.74	2	1.65	3	Painted Brick
Floor	5	-1	9	23	0.02	16	4	7	289	12	435	340	-0.43	2	-2.42	3	Painted Brick
Floor	1	-2	6	23	0.015	16	2	7	303	12	378	290	-0.43	2	7.08	3	Painted Brick
Floor	3	-2	8	23	0.015	16	1	7	339	12	409	300	0.74	2	1.65	3	Painted Brick
Floor	5	-3	9	23	0.025	16	0	7	465	12	569	350	-0.43	2	8.43	3	Painted Brick
Floor	5	-5	9	23	0.015	16	3	7	469	12	534	290	-0.43	2	0.29	3	Painted Brick
Floor	3	-4	8	23	0.02	16	3	7	331	12	370	260	-0.43	2	-2.42	3	Painted Brick
Floor	1	-4	8	23	0.02	16	0	7	310	12	316	240	-0.43	2	1.65	3	Painted Brick
Floor	3	-6	9	23	0.01	16	2	7	309	12	438	310	0.74	2	3.00	3	Painted Brick
Floor	3	-8	9	23	0.02	16	2	7	370	12	429	270	-0.43	2	-2.42	3	Painted Brick
Floor	5	-8	9	23	0.015	16	2	7	424	12	527	300	-0.43	2	1.65	3	Painted Brick
Floor	5	-9	8	23	0.015	16	2	7	441	12	577	320	0.74	2	1.65	3	Painted Brick
Floor	3	-9	10	23	0.02	16	2	7	323	12	439	280	0.74	2	5.72	3	Painted Brick
Floor	1	-9	7	23	0.01	16	8	7	422	12	387	290	-0.43	2	-1.07	3	Painted Brick



1-34-3

1-34-2

1-34-1

NORTH

**LB5100-W Low Background Counting System -- Smear Analysis**

Date: 12/8/94  
 Counting Unit id: 1  
 Data file name: C:\LBXL\UNIT1\B01-029.XLD  
 Batch Ended: 12/6/94 15:40  
 Crosstalk Correction: Not Applied

Alpha activity action level (DPM): 20.00  
 Beta activity action level (DPM): 200.00  
 Certainty level for MDA and flags: 95.00%  
 High Voltage Setting: 1410

Application Revision: 3  
 Application Version: Standard

Alpha efficiency log file: pu239ab  
 Alpha Efficiency: 42.75%  
 Alpha to Beta Crosstalk: 5.85%  
 Alpha Background (CPM): 0.185714286  
 Alpha Correction Factor: 1.000

Beta efficiency log file: tc99ab  
 Beta Efficiency: 36.84%  
 Beta into Alpha Crosstalk: 0.03%  
 Beta Background (CPM): 1.392857143  
 Beta Correction Factor: 1.000

Batch ID: Blairsville 1-34-3 lower

Carrier	Alpha Activity				Beta Activity				Count time (min)	Alpha CPM	Beta CPM	Completion Date - Time
	DPM	$\sigma$	flags	MDA	DPM	$\sigma$	flags	MDA				
52	-0.434	1.17	<MDA	5.53	1.65	2.73	<MDA	11.18	2.00	-0.186	0.61	12/6/94 15:09
53	0.735	1.17	<MDA	5.53	1.65	2.73	<MDA	11.18	2.00	0.314	0.61	12/6/94 15:11
54	-0.434	1.17	<MDA	5.53	-2.42	1.38	<MDA	11.18	2.00	-0.186	-0.89	12/6/94 15:14
55	-0.434	1.17	<MDA	5.53	7.08	3.85	<AL	11.18	2.00	-0.186	2.61	12/6/94 15:16
56	0.735	1.17	<MDA	5.53	1.65	2.73	<MDA	11.18	2.00	0.314	0.61	12/6/94 15:18
57	-0.434	1.17	<MDA	5.53	8.43	4.08	<AL	11.18	2.00	-0.186	3.11	12/6/94 15:20
58	-0.434	1.17	<MDA	5.53	0.29	2.37	<MDA	11.18	2.00	-0.186	0.11	12/6/94 15:23
59	-0.434	1.17	<MDA	5.53	-2.42	1.38	<MDA	11.18	2.00	-0.186	-0.89	12/6/94 15:25
60	-0.434	1.17	<MDA	5.53	1.65	2.73	<MDA	11.18	2.00	-0.186	0.61	12/6/94 15:27
61	0.735	1.17	<MDA	5.53	3.00	3.05	<MDA	11.18	2.00	0.314	1.11	12/6/94 15:29
62	-0.434	1.17	<MDA	5.53	-2.42	1.38	<MDA	11.18	2.00	-0.186	-0.89	12/6/94 15:31
63	-0.434	1.17	<MDA	5.53	1.65	2.73	<MDA	11.18	2.00	-0.186	0.61	12/6/94 15:33
64	0.735	1.17	<MDA	5.53	1.65	2.73	<MDA	11.18	2.00	0.314	0.61	12/6/94 15:36
65	0.735	1.17	<MDA	5.53	5.72	3.60	<AL	11.18	2.00	0.314	2.11	12/6/94 15:38
66	-0.434	1.17	<MDA	5.53	-1.07	1.94	<MDA	11.18	2.00	-0.186	-0.39	12/6/94 15:40

# Blairsville Point Survey Form #003

Survey Serial #:	01-030
Survey Section:	1
Survey Unit:	40B
Survey Sub-unit:	1

Alpha Survey Instruments				
Inst. S/N	Inst. Code	Eff. %	Corr. Fac.	Bkg. CPM
1517	7	19.7	5.08	5

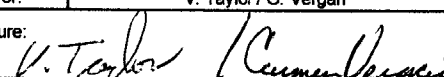
Beta Survey Instruments				
Inst. S/N	Inst. Code	Eff. %	Corr. Fac.	Bkg. CPM
1595	12	31.8	3.14	329

Gamma or Beta/Gamma Instruments			
Inst. S/N	Inst. Code	Bkg.	Detection Type
234	23	7	Gamma
5242	16	0.01	Beta / Gamma

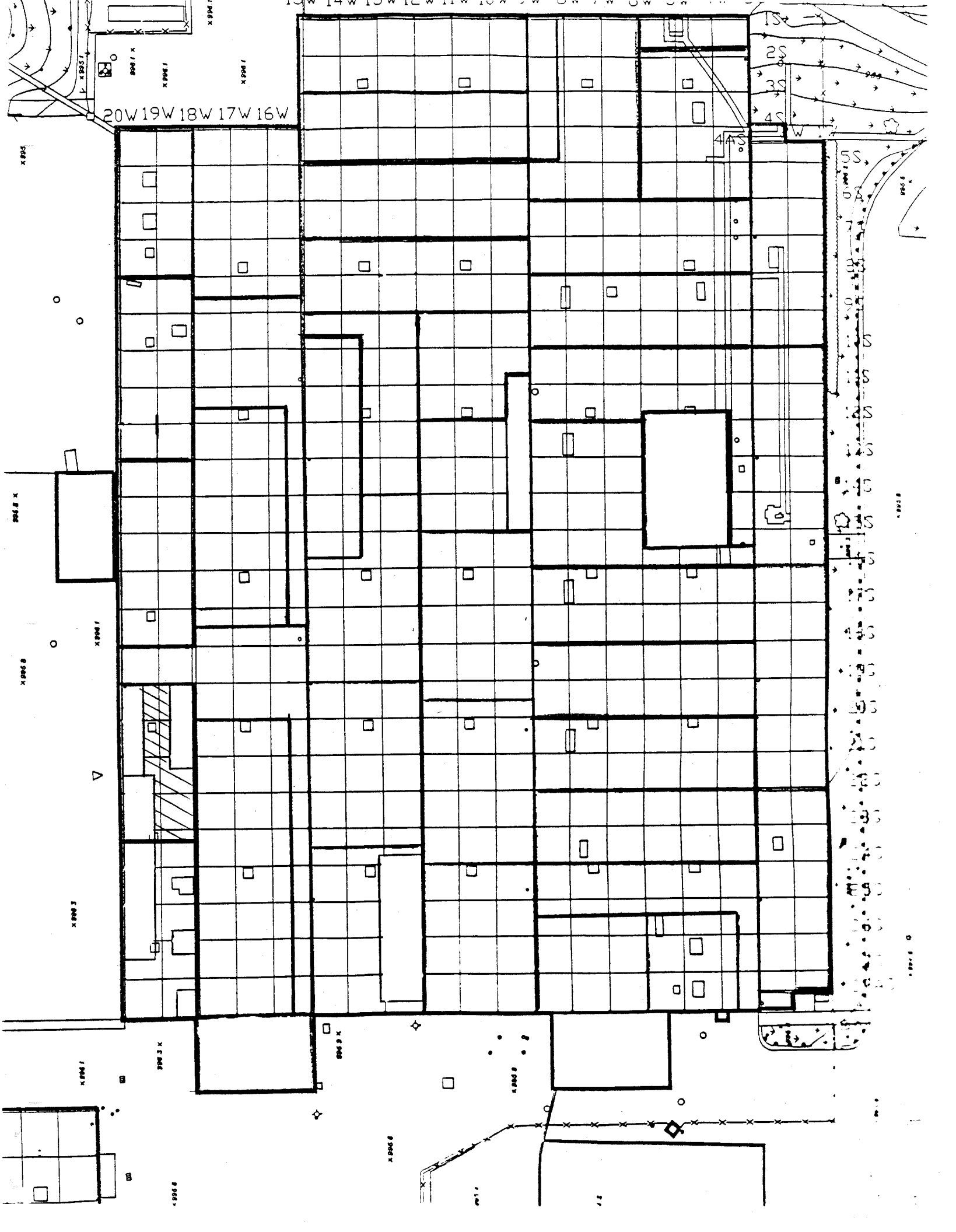
Classification:	3
Survey Type:	Lower

Alpha Counting Instruments				
Inst. S/N	Inst. Code	Eff. %	Corr. Fac.	Bkg. CPM
13295	2	42.75	2.34	0.19

Beta Counting Instruments				
Inst. S/N	Inst. Code	Eff. %	Corr. Fac.	Bkg. CPM
13295	3	36.84	2.71	1.39

Surveyor:	V. Taylor / C. Vergari
Signature:	

Surface Description	Coordinates		Gamma at 1m uR/hr	Gamma Inst. Code	Beta/Gamma Contact mR/hr	Beta/Gamma Code	Contact Gross 1 min. Count Alpha	Alpha Inst. Code	Contact Gross 1 min. Count Beta	Beta Inst. Code	Scan Contact Gross CPM		Removable DPM/100 cm2 Alpha	Alpha Count Code	Removable DPM/100 cm2 Beta	Beta Count Code	Comments
	X	Y									Max Beta	Avg Beta					
	Floor	1									-1	7					
Floor	2	-1	7	23	0.015	16	2	7	330	12	403	300	1.90	2	-1.07	3	Painted Concrete
Floor	1	-2	7	23	0.01	16	9	7	338	12	338	280	-0.43	2	0.29	3	Painted Concrete
Floor	1	-3	7	23	0.02	16	5	7	336	12	334	230	-0.43	2	-1.07	3	Painted Concrete
Floor	3	-3	8	23	0.01	16	0	7	351	12	462	280	-0.43	2	3.00	3	Painted Concrete
Floor	2	-4	6	23	0.015	16	3	7	351	12	310	260	-0.43	2	-3.78	3	Painted Concrete
Floor	1	-6	8	23	0.01	16	3	7	328	12	378	260	0.74	2	0.29	3	Painted Concrete
Floor	3	-7	7	23	0.015	16	3	7	345	12	413	260	-0.43	2	-1.07	3	Painted Concrete
Floor	2	-8	7	23	0.015	16	3	7	322	12	313	260	-0.43	2	-1.07	3	Painted Concrete
Floor	2	-10	6	23	0.01	16	7	7	366	12	423	280	-0.43	2	1.65	3	Painted Concrete
Floor	1	-12	7	23	0.02	16	4	7	315	12	341	260	-0.43	2	-1.07	3	Painted Concrete
Floor	2	-12	7	23	0.015	16	4	7	306	12	356	300	-0.43	2	0.29	3	Painted Concrete
Floor	1	-14	8	23	0.02	16	5	7	327	12	456	280	-0.43	2	0.29	3	Painted Concrete
Floor	3	-13	8	23	0.015	16	5	7	330	12	359	280	-0.43	2	0.29	3	Painted Concrete
Floor	2	-14	6	23	0.02	16	4	7	290	12	378	290	-0.43	2	0.29	3	Painted Concrete
Floor	3	-15	7	23	0.02	16	2	7	352	12	436	310	-0.43	2	-1.07	3	Painted Concrete
Floor	6	-15	7	23	0.015	16	6	7	340	12	408	280	0.74	2	-1.07	3	Painted Concrete
Floor	4	-20	6	23	0.01	16	2	7	286	12	388	280	0.74	2	1.65	3	Painted Concrete
Floor	2	-22	7	23	0.01	16	7	7	325	12	387	262	0.74	2	0.29	3	Painted Concrete
Floor	6	-22	6	23	0.015	16	5	7	394	12	8800	838	0.74	2	0.29	3	Painted Concrete



20W 19W 18W 17W 16W

15S  
25S  
35S  
45S

1945 X

1946 X

1947 X

1948 X

1949 X

1950 X

1946 X

1947 X

1948 X

1949 X

1950 X

1951 X

1952 X

1953 X

1954 X

1955 X

1956 X  
1957 X  
1958 X  
1959 X  
1960 X  
1961 X  
1962 X  
1963 X  
1964 X  
1965 X  
1966 X  
1967 X  
1968 X  
1969 X  
1970 X  
1971 X  
1972 X  
1973 X  
1974 X  
1975 X  
1976 X  
1977 X  
1978 X  
1979 X  
1980 X  
1981 X  
1982 X  
1983 X  
1984 X  
1985 X  
1986 X  
1987 X  
1988 X  
1989 X  
1990 X  
1991 X  
1992 X  
1993 X  
1994 X  
1995 X  
1996 X  
1997 X  
1998 X  
1999 X  
2000 X

### LB5100-W Low Background Counting System -- Smear Analysis

Date: 12/8/94  
 Counting Unit id: 1  
 Data file name: C:\LBXL\UNIT1\B01-030.XLD  
 Batch Ended: 12/6/94 16:24  
 Crosstalk Correction: Not Applied

Alpha activity action level (DPM): 20.00  
 Beta activity action level (DPM): 200.00  
 Certainty level for MDA and flags: 95.00%  
 High Voltage Setting: 1410

Application Revision: 3  
 Application Version: Standard

Alpha efficiency log file: pu239ab  
 Alpha Efficiency: 42.75%  
 Alpha to Beta Crosstalk: 5.85%  
 Alpha Background (CPM): 0.185714286  
 Alpha Correction Factor: 1.000

Beta efficiency log file: tc99ab  
 Beta Efficiency: 36.84%  
 Beta into Alpha Crosstalk: 0.03%  
 Beta Background (CPM): 1.392857143  
 Beta Correction Factor: 1.000

Batch ID: Blairsville 1-40B-1 Lower												
Carrier	Alpha Activity				Beta Activity				Count time (min)	Alpha CPM	Beta CPM	Completion Date - Time
	DPM	$\sigma$	flags	MDA	DPM	$\sigma$	flags	MDA				
67	0.735	1.17	<MDA	5.53	1.65	2.73	<MDA	11.18	2.00	0.314	0.61	12/6/94 15:42
68	1.905	1.66	<AL	5.53	-1.07	1.94	<MDA	11.18	2.00	0.814	-0.39	12/6/94 15:45
69	-0.434	1.17	<MDA	5.53	0.29	2.37	<MDA	11.18	2.00	-0.186	0.11	12/6/94 15:47
70	-0.434	1.17	<MDA	5.53	-1.07	1.94	<MDA	11.18	2.00	-0.186	-0.39	12/6/94 15:49
71	-0.434	1.17	<MDA	5.53	3.00	3.05	<MDA	11.18	2.00	-0.186	1.11	12/6/94 15:51
72	-0.434	1.17	<MDA	5.53	-3.78	1.38	<MDA	11.18	2.00	-0.186	-1.39	12/6/94 15:53
73	0.735	1.17	<MDA	5.53	0.29	2.37	<MDA	11.18	2.00	0.314	0.11	12/6/94 15:56
74	-0.434	1.17	<MDA	5.53	-1.07	1.94	<MDA	11.18	2.00	-0.186	-0.39	12/6/94 15:58
75	-0.434	1.17	<MDA	5.53	-1.07	1.94	<MDA	11.18	2.00	-0.186	-0.39	12/6/94 16:00
76	-0.434	1.17	<MDA	5.53	1.65	2.73	<MDA	11.18	2.00	-0.186	0.61	12/6/94 16:02
77	-0.434	1.17	<MDA	5.53	-1.07	1.94	<MDA	11.18	2.00	-0.186	-0.39	12/6/94 16:04
78	-0.434	1.17	<MDA	5.53	0.29	2.37	<MDA	11.18	2.00	-0.186	0.11	12/6/94 16:07
79	-0.434	1.17	<MDA	5.53	0.29	2.37	<MDA	11.18	2.00	-0.186	0.11	12/6/94 16:09
80	-0.434	1.17	<MDA	5.53	0.29	2.37	<MDA	11.18	2.00	-0.186	0.11	12/6/94 16:11
81	-0.434	1.17	<MDA	5.53	0.29	2.37	<MDA	11.18	2.00	-0.186	0.11	12/6/94 16:13
82	-0.434	1.17	<MDA	5.53	-1.07	1.94	<MDA	11.18	2.00	-0.186	-0.39	12/6/94 16:15
83	0.735	1.17	<MDA	5.53	-1.07	1.94	<MDA	11.18	2.00	0.314	-0.39	12/6/94 16:18
84	0.735	1.17	<MDA	5.53	1.65	2.73	<MDA	11.18	2.00	0.314	0.61	12/6/94 16:20
85	0.735	1.17	<MDA	5.53	0.29	2.37	<MDA	11.18	2.00	0.314	0.11	12/6/94 16:22
86	0.735	1.17	<MDA	5.53	0.29	2.37	<MDA	11.18	2.00	0.314	0.11	12/6/94 16:24



# Blairsville Point Survey Form #003

Survey Serial #:	01-031
------------------	--------

Survey Section:	1
-----------------	---

Survey Unit:	40B
--------------	-----

Survey Sub-unit:	2
------------------	---

Classification:	3
-----------------	---

Survey Type:	Lower
--------------	-------

Survey Date:	11/14/94
--------------	----------

Count Date:	12/6/94
-------------	---------


Alpha Survey Instruments				
Inst. S/N	Inst. Code	Eff. %	Corr. Fac.	Bkg. CPM
1517	7	19.7	5.08	6

Alpha Counting Instruments				
Inst. S/N	Inst. Code	Eff. %	Corr. Fac.	Bkg. CPM
13295	2	42.75	2.34	0.19

Beta Survey Instruments				
Inst. S/N	Inst. Code	Eff. %	Corr. Fac.	Bkg. CPM
1595	12	31.8	3.14	174

Beta Counting Instruments				
Inst. S/N	Inst. Code	Eff. %	Corr. Fac.	Bkg. CPM
13295	3	36.84	2.71	1.39

Gamma or Beta/Gamma Instruments			
Inst. S/N	Inst. Code	Bkg.	Detection Type
234	23	7	Gamma
5242	16	0.01	Beta / Gamma

Surveyor:	V. Taylor / C. Vergari
Signature:	

Surface Description	Coordinates		Gamma at 1m uR/hr	Gamma Inst. Code	Beta/Gamma Contact mR/hr	Beta/Gamma Code	Contact Gross 1 min. Count Alpha	Alpha Inst. Code	Contact Gross 1 min. Count Beta	Beta Inst. Code	Scan Contact		Removable DPM/100 cm2 Alpha	Alpha Count	Removable DPM/100 cm2 Beta	Beta Count	Comments
											Gross CPM						
	Max Beta	Avg Beta															
Floor	2	-2	7	23	0.015	16	2	7	187	12	209	180	-0.43	2	-2.42	3	Tile
Floor	1	-4	6	23	0.01	16	1	7	193	12	182	160	-0.43	2	-1.07	3	Tile
Floor	2	-4	6	23	0.01	16	2	7	168	12	181	140	-0.43	2	1.65	3	Tile
Floor	2	-7	7	23	0.015	16	2	7	174	12	226	180	-0.43	2	0.29	3	Tile
Floor	2	-9	5	23	0.01	16	5	7	190	12	263	190	0.74	2	-1.07	3	Tile
Floor	2	-11	7	23	0.01	16	3	7	195	12	222	150	-0.43	2	4.36	3	Tile
Floor	1	-14	6	23	0.02	16	4	7	167	12	229	180	0.74	2	-2.42	3	Tile
Floor	2	-14	7	23	0.015	16	3	7	185	12	227	180	-0.43	2	-1.07	3	Tile
Floor	3	-14	6	23	0.02	16	10	7	213	12	296	190	0.74	2	1.65	3	Tile



**LB5100-W Low Background Counting System -- Smear Analysis**

Date: 12/13/94  
 Counting Unit id: 1  
 Data file name: C:\LBXL\UNIT1\B01-031.XLD  
 Batch Ended: 12/6/94 16:44  
 Crosstalk Correction: Not Applied

Alpha activity action level (DPM): 20.00  
 Beta activity action level (DPM): 200.00  
 Certainty level for MDA and flags: 95.00%  
 High Voltage Setting: 1410

Application Revision: 3  
 Application Version: Standard

Alpha efficiency log file: pu239ab  
 Alpha Efficiency: 42.75%  
 Alpha to Beta Crosstalk: 5.85%  
 Alpha Background (CPM): 0.185714286  
 Alpha Correction Factor: 1.000

Beta efficiency log file: tc99ab  
 Beta Efficiency: 36.84%  
 Beta into Alpha Crosstalk: 0.03%  
 Beta Background (CPM): 1.392857143  
 Beta Correction Factor: 1.000

Batch ID: Blairsville 1-40B-2 lower

Carrier	Alpha Activity				Beta Activity				Count time (min)	Alpha CPM	Beta CPM	Completion Date - Time
	DPM	$\sigma$	flags	MDA	DPM	$\sigma$	flags	MDA				
87	-0.434	1.17	<MDA	5.53	-2.42	1.38	<MDA	11.18	2.00	-0.186	-0.89	12/6/94 16:26
88	-0.434	1.17	<MDA	5.53	-1.07	1.94	<MDA	11.18	2.00	-0.186	-0.39	12/6/94 16:29
89	-0.434	1.17	<MDA	5.53	1.65	2.73	<MDA	11.18	2.00	-0.186	0.61	12/6/94 16:31
90	-0.434	1.17	<MDA	5.53	0.29	2.37	<MDA	11.18	2.00	-0.186	0.11	12/6/94 16:33
1	0.735	1.17	<MDA	5.53	-1.07	1.94	<MDA	11.18	2.00	0.314	-0.39	12/6/94 16:35
2	-0.434	1.17	<MDA	5.53	4.36	3.34	<AL	11.18	2.00	-0.186	1.61	12/6/94 16:37
3	0.735	1.17	<MDA	5.53	-2.42	1.38	<MDA	11.18	2.00	0.314	-0.89	12/6/94 16:40
4	-0.434	1.17	<MDA	5.53	-1.07	1.94	<MDA	11.18	2.00	-0.186	-0.39	12/6/94 16:42
5	0.735	1.17	<MDA	5.53	1.65	2.73	<MDA	11.18	2.00	0.314	0.61	12/6/94 16:44

# Blairsville Point Survey Form #003

Survey Serial #:	01-032
Survey Section:	1
Survey Unit:	40A
Survey Sub-unit:	1

Alpha Survey Instruments				
Inst. S/N	Inst. Code	Eff. %	Corr. Fac.	Bkg. CPM
1517	7	19.7	5.08	2

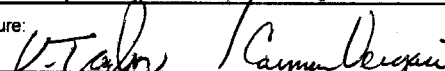
Beta Survey Instruments				
Inst. S/N	Inst. Code	Eff. %	Corr. Fac.	Bkg. CPM
1595	12	31.8	3.14	337

Gamma or Beta/Gamma Instruments			
Inst. S/N	Inst. Code	Bkg.	Detection Type
234	23	7	Gamma
5242	16	0.01	Beta / Gamma

Classification:	3
Survey Type:	Lower

Alpha Counting Instruments				
Inst. S/N	Inst. Code	Eff. %	Corr. Fac.	Bkg. CPM
13295	2	42.75	2.34	0.19

Beta Counting Instruments				
Inst. S/N	Inst. Code	Eff. %	Corr. Fac.	Bkg. CPM
13295	3	36.84	2.71	1.39

Surveyor:	V. Taylor / C. Vergari
Signature:	

Surface Description	Coordinates		Gamma at 1m	Gamma Inst.	Beta/Gamma Contact	Beta/Gamma	Contact Gross 1 min. Count	Alpha Inst.	Contact Gross 1 min. Count	Beta Inst.	Scan Contact Gross CPM		Removable DPM/100 cm2	Alpha Count	Removable DPM/100 cm2	Beta Count	Comments
	X	Y	uR/hr	Code	mR/hr	Code	Alpha	Code	Beta	Code	Max Beta	Avg Beta	Alpha	Code	Beta	Code	
Floor	1	0	6	23	0.01	16	1	7	299	12	362	250	-0.43	2	1.65	3	Painted Concrete
Floor	3	0	6	23	0.01	16	1	7	310	12	376	210	-0.43	2	0.29	3	Painted Concrete
Floor	5	0	6	23	0.01	16	1	7	630	12	694	300	-0.43	2	0.29	3	Painted Concrete
Floor	6	0	6	23	0.015	16	2	7	345	12	818	330	-0.43	2	-1.07	3	Painted Concrete
Floor	1	-2	7	23	0.01	16	1	7	327	12	417	290	-0.43	2	-1.07	3	Painted Concrete
Floor	4	-2	7	23	0.02	16	1	7	377	12	400	270	0.74	2	5.72	3	Painted Concrete
Floor	6	-2	6	23	0.01	16	4	7	339	12	720	350	-0.43	2	0.29	3	Painted Concrete
Floor	1	-4	7	23	0.01	16	5	7	344	12	509	300	-0.43	2	3.00	3	Painted Concrete
Floor	4	-4.5	7	23	0.015	16	3	7	378	12	1060	400	-0.43	2	-2.42	3	Painted Concrete
Floor	6	-4.5	5	23	0.015	16	0	7	383	12	927	370	-0.43	2	1.65	3	Painted Concrete
Floor	2	-7	8	23	0.02	16	2	7	431	12	807	350	-0.43	2	3.00	3	Painted Concrete
Floor	4	-7	5	23	0.01	16	0	7	331	12	413	300	-0.43	2	-1.07	3	Painted Concrete
Floor	6	-7	6	23	0.01	16	2	7	309	12	417	290	-0.43	2	1.65	3	Painted Concrete
Floor	2	-9	6	23	0.015	16	1	7	256	12	395	290	-0.43	2	7.08	3	Painted Concrete
Floor	4	-9	7	23	0.025	16	0	7	372	12	441	290	-0.43	2	3.00	3	Painted Concrete
Floor	6	-9	6	23	0.015	16	4	7	314	12	359	275	0.74	2	-1.07	3	Painted Concrete
Floor	1	-11	6	23	0.01	16	2	7	297	12	334	240	-0.43	2	-2.42	3	Painted Concrete
Floor	4	-11	7	23	0.015	16	1	7	329	12	373	240	-0.43	2	3.00	3	Painted Concrete
Floor	6	-11	7	23	0.015	16	2	7	326	12	329	240	-0.43	2	0.29	3	Painted Concrete
Floor	2	-13	7	23	0.01	16	2	7	305	12	375	225	-0.43	2	-1.07	3	Painted Concrete
Floor	4	-13	7	23	0.02	16	3	7	247	12	375	240	-0.43	2	-1.07	3	Painted Concrete
Floor	6	-13	7	23	0.015	16	1	7	306	12	338	250	1.90	2	-1.07	3	Painted Concrete
Floor	4	14	7	23	0.025	16	2	7	264	12	309	250	1.90	2	3.00	3	Painted Concrete

# Blairsville Point Survey Form #003

Survey Serial #:	01-032
------------------	--------

Survey Section:	1
-----------------	---

Survey Unit:	40A
--------------	-----

Survey Sub-unit:	1
------------------	---

Classification:	3
-----------------	---

Survey Type:	Lower
--------------	-------

Survey Date:	11/14/94
--------------	----------

Count Date:	12/7/94
-------------	---------


Alpha Survey Instruments				
Inst. S/N	Inst. Code	Eff. %	Corr. Fac.	Bkg. CPM
1517	7	19.7	5.08	2

Beta Survey Instruments				
Inst. S/N	Inst. Code	Eff. %	Corr. Fac.	Bkg. CPM
1595	12	31.8	3.14	337

Gamma or Beta/Gamma Instruments			
Inst. S/N	Inst. Code	Bkg.	Detection Type
234	23	7	Gamma
5242	16	0.01	Beta / Gamma

Alpha Counting Instruments				
Inst. S/N	Inst. Code	Eff. %	Corr. Fac.	Bkg. CPM
13295	2	42.75	2.34	0.19

Beta Counting Instruments				
Inst. S/N	Inst. Code	Eff. %	Corr. Fac.	Bkg. CPM
13295	3	36.84	2.71	1.39

Surveyor:	V. Taylor / C. Vergari
Signature:	

Surface Description	Coordinates		Gamma at 1m	Gamma Inst.	Beta/Gamma Contact	Beta/Gamma Code	Contact Gross 1 min. Count	Alpha Inst.	Contact Gross 1 min. Count	Beta Inst.	Scan Contact Gross CPM		Removable DPM/100 cm2	Alpha Count	Removable DPM/100 cm2	Beta Count	Comments
	X	Y	uR/hr	Code	mR/hr	Code	Alpha	Code	Beta	Code	Max Beta	Avg Beta	Alpha	Code	Beta	Code	
	Floor	1	-15	7	23	0.01	16	3	7	301	12	345	260	0.74	2	3.00	
Floor	2	-17	7	23	0.01	16	5	7	304	12	425	275	-0.43	2	0.29	3	Painted Concrete
Floor	-4	-21	6	23	0.01	16	4	7	279	12	409	220	-0.43	2	1.65	3	Painted Concrete
Floor	-2	-21	6	23	0.01	16	5	7	290	12	377	260	-0.43	2	1.65	3	Painted Concrete
Floor	0	-21	7	23	0.01	16	9	7	292	12	479	230	0.74	2	-1.07	3	Painted Concrete
Floor	2	-21	7	23	0.015	16	5	7	293	12	312	270	-0.43	2	-3.78	3	Painted Concrete
Floor	4	-21	6	23	0.015	16	10	7	286	12	307	210	-0.43	2	1.65	3	Painted Concrete
Floor	6	-21	6	23	0.01	16	2	7	263	12	316	210	-0.43	2	3.00	3	Painted Concrete
Floor	-4	-23	6	23	0.015	16	6	7	249	12	325	240	-0.43	2	0.29	3	Painted Concrete
Floor	-2	-23	6	23	0.01	16	6	7	251	12	372	200	0.74	2	-1.07	3	Painted Concrete
Floor	0	-23	5	23	0.01	16	4	7	269	12	479	220	0.74	2	3.00	3	Painted Concrete
Floor	2	-23	7	23	0.015	16	4	7	316	12	404	300	-0.43	2	0.29	3	Painted Concrete
Floor	4	-23	8	23	0.015	16	16	7	294	12	370	280	-0.43	2	-1.07	3	Painted Concrete
Floor	6	-23	7	23	0.015	16	1	7	294	12	356	260	-0.43	2	-1.07	3	Painted Concrete
Floor	0	-25	6	23	0.02	16	10	7	237	12	377	230	1.90	2	1.65	3	Painted Concrete
Floor	2	-29	6	23	0.01	16	4	7	287	12	403	240	-0.43	2	3.00	3	Painted Concrete
Floor	-2	-29	6	23	0.02	16	8	7	250	12	359	210	-0.43	2	4.36	3	Painted Concrete



### LB5100-W Low Background Counting System – Smear Analysis

Date: 12/13/94  
 Counting Unit id: 1  
 Data file name: C:\LBXL\UNIT1\B01-032.XLD  
 Batch Ended: 12/7/94 10:07  
 Crosstalk Correction: Not Applied

Alpha activity action level (DPM): 20.00  
 Beta activity action level (DPM): 200.00  
 Certainty level for MDA and flags: 95.00%  
 High Voltage Setting: 1410

Application Revision: 3  
 Application Version: Standard

Alpha efficiency log file: pu239ab  
 Alpha Efficiency: 42.75%  
 Alpha to Beta Crosstalk: 5.85%  
 Alpha Background (CPM): 0.185714286  
 Alpha Correction Factor: 1.000

Beta efficiency log file: tc99ab  
 Beta Efficiency: 36.84%  
 Beta into Alpha Crosstalk: 0.03%  
 Beta Background (CPM): 1.392857143  
 Beta Correction Factor: 1.000

Batch ID: Blairsville 1-40A-1 lower

Carrier	Alpha Activity				Beta Activity				Count time (min)	Alpha CPM	Beta CPM	Completion Date - Time
	DPM	$\sigma$	flags	MDA	DPM	$\sigma$	flags	MDA				
1	-0.434	1.17	<MDA	5.53	1.65	2.73	<MDA	11.18	2.00	-0.186	0.61	12/7/94 8:41
2	-0.434	1.17	<MDA	5.53	0.29	2.37	<MDA	11.18	2.00	-0.186	0.11	12/7/94 8:43
3	-0.434	1.17	<MDA	5.53	0.29	2.37	<MDA	11.18	2.00	-0.186	0.11	12/7/94 8:46
4	-0.434	1.17	<MDA	5.53	-1.07	1.94	<MDA	11.18	2.00	-0.186	-0.39	12/7/94 8:48
5	-0.434	1.17	<MDA	5.53	-1.07	1.94	<MDA	11.18	2.00	-0.186	-0.39	12/7/94 8:50
6	0.735	1.17	<MDA	5.53	5.72	3.60	<AL	11.18	2.00	0.314	2.11	12/7/94 8:52
7	-0.434	1.17	<MDA	5.53	0.29	2.37	<MDA	11.18	2.00	-0.186	0.11	12/7/94 8:54
8	-0.434	1.17	<MDA	5.53	3.00	3.05	<MDA	11.18	2.00	-0.186	1.11	12/7/94 8:57
9	-0.434	1.17	<MDA	5.53	-2.42	1.38	<MDA	11.18	2.00	-0.186	-0.89	12/7/94 8:59
10	-0.434	1.17	<MDA	5.53	1.65	2.73	<MDA	11.18	2.00	-0.186	0.61	12/7/94 9:01
11	-0.434	1.17	<MDA	5.53	3.00	3.05	<MDA	11.18	2.00	-0.186	1.11	12/7/94 9:03
12	-0.434	1.17	<MDA	5.53	-1.07	1.94	<MDA	11.18	2.00	-0.186	-0.39	12/7/94 9:05
13	-0.434	1.17	<MDA	5.53	1.65	2.73	<MDA	11.18	2.00	-0.186	0.61	12/7/94 9:08
14	-0.434	1.17	<MDA	5.53	7.08	3.85	<AL	11.18	2.00	-0.186	2.61	12/7/94 9:10
15	-0.434	1.17	<MDA	5.53	3.00	3.05	<MDA	11.18	2.00	-0.186	1.11	12/7/94 9:12
16	0.735	1.17	<MDA	5.53	-1.07	1.94	<MDA	11.18	2.00	0.314	-0.39	12/7/94 9:14
17	-0.434	1.17	<MDA	5.53	-2.42	1.38	<MDA	11.18	2.00	-0.186	-0.89	12/7/94 9:16
18	-0.434	1.17	<MDA	5.53	3.00	3.05	<MDA	11.18	2.00	-0.186	1.11	12/7/94 9:19
19	-0.434	1.17	<MDA	5.53	0.29	2.37	<MDA	11.18	2.00	-0.186	0.11	12/7/94 9:21
20	-0.434	1.17	<MDA	5.53	-1.07	1.94	<MDA	11.18	2.00	-0.186	-0.39	12/7/94 9:23
21	-0.434	1.17	<MDA	5.53	-1.07	1.94	<MDA	11.18	2.00	-0.186	-0.39	12/7/94 9:25
22	1.905	1.66	<AL	5.53	-1.07	1.94	<MDA	11.18	2.00	0.814	-0.39	12/7/94 9:27
23	1.905	1.66	<AL	5.53	3.00	3.05	<MDA	11.18	2.00	0.814	1.11	12/7/94 9:30
24	0.735	1.17	<MDA	5.53	3.00	3.05	<MDA	11.18	2.00	0.314	1.11	12/7/94 9:32

**LB5100-W Low Background Counting System – Smear Analysis**

Date: 12/13/94  
 Counting Unit id: 1  
 Data file name: C:\LBXL\UNIT1\B01-032.XLD  
 Batch Ended: 12/7/94 10:07  
 Crosstalk Correction: Not Applied

Alpha activity action level (DPM): 20.00  
 Beta activity action level (DPM): 200.00  
 Certainty level for MDA and flags: 95.00%  
 High Voltage Setting: 1410

Application Revision: 3  
 Application Version: Standard

Alpha efficiency log file: pu239ab Alpha Efficiency: 42.75% Alpha to Beta Crosstalk: 5.85% Alpha Background (CPM): 0.185714286 Alpha Correction Factor: 1.000			
Beta efficiency log file: tc99ab Beta Efficiency: 36.84% Beta into Alpha Crosstalk: 0.03% Beta Background (CPM): 1.392857143 Beta Correction Factor: 1.000			
Count	Alpha	Beta	Completion
time (min)	CPM	CPM	Date - Time
2.00	-0.186	0.11	12/7/94 9:34
2.00	-0.186	0.61	12/7/94 9:36
2.00	-0.186	0.61	12/7/94 9:38
2.00	0.314	-0.39	12/7/94 9:41
2.00	-0.186	-1.39	12/7/94 9:43
2.00	-0.186	0.61	12/7/94 9:45
2.00	-0.186	1.11	12/7/94 9:47
2.00	-0.186	0.11	12/7/94 9:49
2.00	0.314	-0.39	12/7/94 9:52
2.00	0.314	1.11	12/7/94 9:54
2.00	-0.186	0.11	12/7/94 9:56
2.00	-0.186	-0.39	12/7/94 9:58
2.00	-0.186	-0.39	12/7/94 10:00
2.00	0.814	0.61	12/7/94 10:03
2.00	-0.186	1.11	12/7/94 10:05
2.00	-0.186	1.61	12/7/94 10:07

Batch ID: Blairsville 1-40A-1 lower

Carrier	Alpha Activity				Beta Activity			
	DPM	$\sigma$	flags	MDA	DPM	$\sigma$	flags	MDA
25	-0.434	1.17	<MDA	5.53	0.29	2.37	<MDA	11.18
26	-0.434	1.17	<MDA	5.53	1.65	2.73	<MDA	11.18
27	-0.434	1.17	<MDA	5.53	1.65	2.73	<MDA	11.18
28	0.735	1.17	<MDA	5.53	-1.07	1.94	<MDA	11.18
29	-0.434	1.17	<MDA	5.53	-3.78	1.38	<MDA	11.18
30	-0.434	1.17	<MDA	5.53	1.65	2.73	<MDA	11.18
31	-0.434	1.17	<MDA	5.53	3.00	3.05	<MDA	11.18
32	-0.434	1.17	<MDA	5.53	0.29	2.37	<MDA	11.18
33	0.735	1.17	<MDA	5.53	-1.07	1.94	<MDA	11.18
34	0.735	1.17	<MDA	5.53	3.00	3.05	<MDA	11.18
35	-0.434	1.17	<MDA	5.53	0.29	2.37	<MDA	11.18
36	-0.434	1.17	<MDA	5.53	-1.07	1.94	<MDA	11.18
37	-0.434	1.17	<MDA	5.53	-1.07	1.94	<MDA	11.18
38	1.905	1.66	<AL	5.53	1.65	2.73	<MDA	11.18
39	-0.434	1.17	<MDA	5.53	3.00	3.05	<MDA	11.18
40	-0.434	1.17	<MDA	5.53	4.36	3.34	<AL	11.18



# Blairsville Point Survey Form #003

Survey Serial #:	01-033
Survey Section:	1
Survey Unit:	41
Survey Sub-unit:	2

Alpha Survey Instruments				
Inst. S/N	Inst. Code	Eff. %	Corr. Fac.	Bkg. CPM
1517	7	19.7	5.08	2

Beta Survey Instruments				
Inst. S/N	Inst. Code	Eff. %	Corr. Fac.	Bkg. CPM
1601	13	32.6	3.07	312

Gamma or Beta/Gamma Instruments			
Inst. S/N	Inst. Code	Bkg.	Detection Type
234	23	5	Gamma
1522	22	0.012	Beta / Gamma

Classification:	3
Survey Type:	Lower

Alpha Counting Instruments				
Inst. S/N	Inst. Code	Eff. %	Corr. Fac.	Bkg. CPM
13295	2	42.75	2.34	0.19

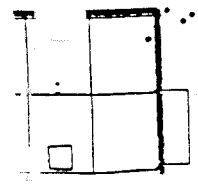
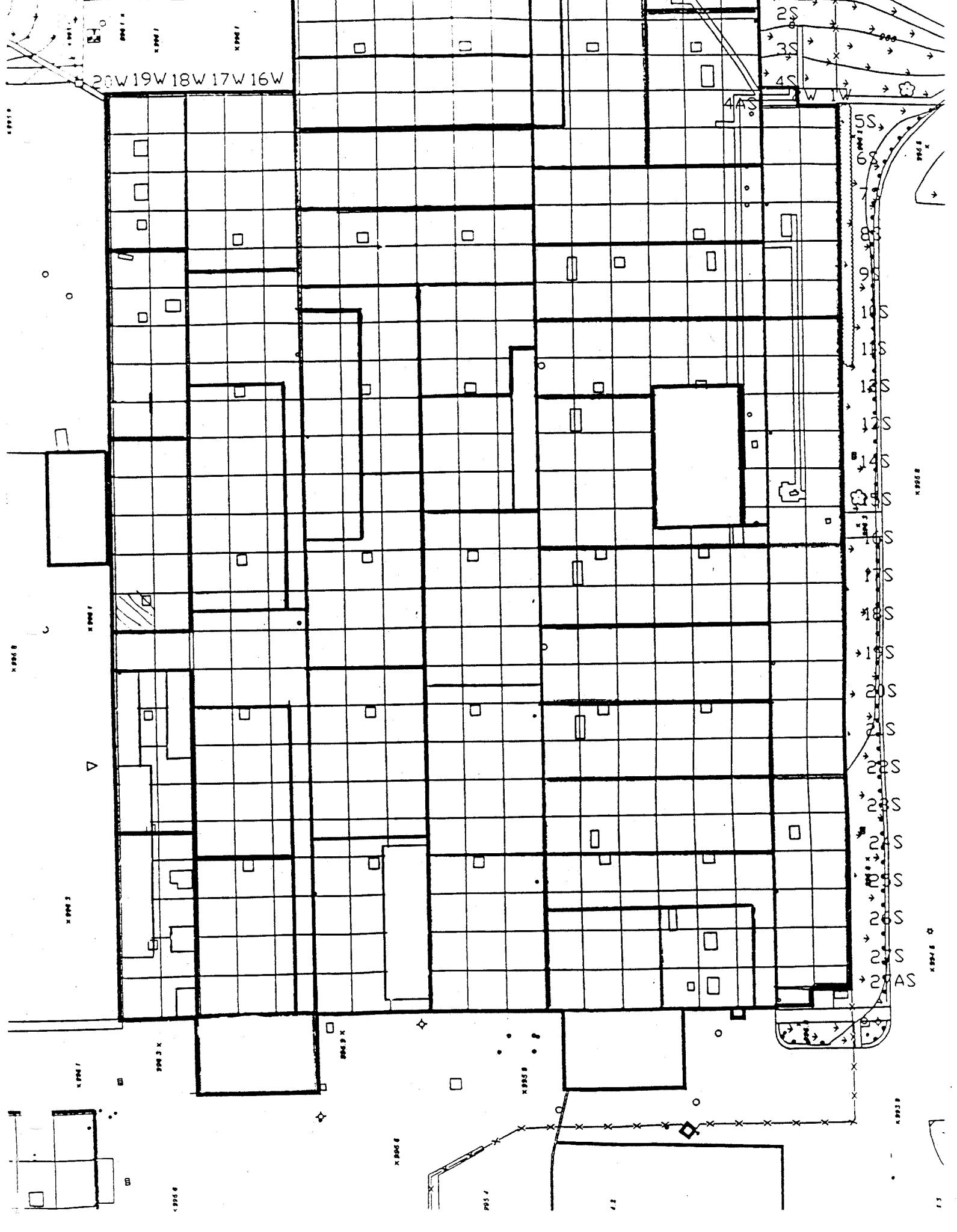
Beta Counting Instruments				
Inst. S/N	Inst. Code	Eff. %	Corr. Fac.	Bkg. CPM
13295	3	36.84	2.71	1.39

Surveyor:	V. Taylor / C. Vergari
Signature:	<i>V. Taylor / C. Vergari</i>

Surface Description	Coordinates		Gamma at 1m uR/hr	Gamma Inst. Code	Beta/Gamma Contact mR/hr	Beta/Gamma Code	Contact Gross 1 min. Count Alpha	Alpha Inst. Code	Contact Gross 1 min. Count Beta	Beta Inst. Code	Scan Contact Gross CPM		Removable DPM/100 cm2 Alpha	Alpha Count Code	Removable DPM/100 cm2 Beta	Beta Count Code	Comments
	X	Y									Max Beta	Avg Beta					
	Floor	1									-1	4					
Floor	1	-3	5	23	0.01	22	6	7	344	13	3660	450	0.74	2	-1.07	3	Painted Concrete
Floor	1	-5	5	23	0.014	22	1	7	328	13	2440	611	-0.43	2	0.29	3	Painted Concrete
Floor	2	-3	5	23	0.018	22	2	7	310	13	406	265	-0.43	2	1.65	3	Painted Concrete
Floor	3.5	-2	6	23	0.016	22	1	7	316	13	436	318	-0.43	2	0.29	3	Painted Concrete
Floor	3.5	-3	6	23	0.012	22	1	7	306	13	389	266	-0.43	2	-1.07	3	Painted Concrete
Floor	3.5	-4	5	23	0.016	22	5	7	297	13	461	280	-0.43	2	0.29	3	Painted Concrete
Floor	3.5	-5	5	23	0.016	22	3	7	302	13	429	309	-0.43	2	-1.07	3	Painted Concrete
Floor	5	-2	5	23	0.012	22	5	7	334	13	454	280	-0.43	2	0.29	3	Painted Concrete
Floor	5	-3	6	23	0.012	22	4	7	342	13	481	310	0.74	2	-1.07	3	Painted Concrete
Floor	6	-4	5	23	0.015	22	7	7	341	13	402	260	0.74	2	1.65	3	Painted Concrete
Floor	6	-3	5	23	0.014	22	1	7	208	13	420	260	-0.43	2	1.65	3	Painted Concrete
Floor	6	-5	5	23	0.012	22	5	7	308	13	369	260	-0.43	2	0.29	3	Painted Concrete

20W 19W 18W 17W 16W

2S  
3S  
4S  
4AS  
5S  
6S  
7S  
8S  
9S  
10S  
11S  
12S  
13S  
14S  
15S  
16S  
17S  
18S  
19S  
20S  
21S  
22S  
23S  
24S  
25S  
26S  
27S  
28AS



**LB5100-W Low Background Counting System – Smear Analysis**

Date: 12/13/94  
 Counting Unit id: 1  
 Data file name: C:\LBXL\UNIT1\B01-033.XLD  
 Batch Ended: 12/7/94 11:55  
 Crosstalk Correction: Not Applied

Alpha activity action level (DPM): 20.00  
 Beta activity action level (DPM): 200.00  
 Certainty level for MDA and flags: 95.00%

High Voltage Setting: 1410

Application Revision: 3

Application Version: Standard

Alpha efficiency log file: pu239ab  
 Alpha Efficiency: 42.75%  
 Alpha to Beta Crosstalk: 5.85%  
 Alpha Background (CPM): 0.185714286  
 Alpha Correction Factor: 1.000

Beta efficiency log file: tc99ab  
 Beta Efficiency: 36.84%  
 Beta into Alpha Crosstalk: 0.03%  
 Beta Background (CPM): 1.392857143  
 Beta Correction Factor: 1.000

Batch ID: Blairsville 1-41-2 lower

Carrier	Alpha Activity				Beta Activity				Count time (min)	Alpha CPM	Beta CPM	Completion Date - Time
	DPM	$\sigma$	flags	MDA	DPM	$\sigma$	flags	MDA				
1	0.735	1.17	<MDA	5.53	0.29	2.37	<MDA	11.18	2.00	0.314	0.11	12/7/94 11:29
2	0.735	1.17	<MDA	5.53	-1.07	1.94	<MDA	11.18	2.00	0.314	-0.39	12/7/94 11:31
3	-0.434	1.17	<MDA	5.53	0.29	2.37	<MDA	11.18	2.00	-0.186	0.11	12/7/94 11:33
4	-0.434	1.17	<MDA	5.53	1.65	2.73	<MDA	11.18	2.00	-0.186	0.61	12/7/94 11:35
5	-0.434	1.17	<MDA	5.53	0.29	2.37	<MDA	11.18	2.00	-0.186	0.11	12/7/94 11:37
6	-0.434	1.17	<MDA	5.53	-1.07	1.94	<MDA	11.18	2.00	-0.186	-0.39	12/7/94 11:39
7	-0.434	1.17	<MDA	5.53	0.29	2.37	<MDA	11.18	2.00	-0.186	0.11	12/7/94 11:42
8	-0.434	1.17	<MDA	5.53	-1.07	1.94	<MDA	11.18	2.00	-0.186	-0.39	12/7/94 11:44
9	-0.434	1.17	<MDA	5.53	0.29	2.37	<MDA	11.18	2.00	-0.186	0.11	12/7/94 11:46
10	0.735	1.17	<MDA	5.53	-1.07	1.94	<MDA	11.18	2.00	0.314	-0.39	12/7/94 11:48
11	0.735	1.17	<MDA	5.53	1.65	2.73	<MDA	11.18	2.00	0.314	0.61	12/7/94 11:51
12	-0.434	1.17	<MDA	5.53	1.65	2.73	<MDA	11.18	2.00	-0.186	0.61	12/7/94 11:53
13	-0.434	1.17	<MDA	5.53	0.29	2.37	<MDA	11.18	2.00	-0.186	0.11	12/7/94 11:55

# Blairsville Point Survey Form #003

Survey Serial #:	01-034
------------------	--------

Survey Section:	1
-----------------	---

Survey Unit:	41
--------------	----

Survey Sub-unit:	1
------------------	---

Classification:	3
-----------------	---

Survey Type:	Lower
--------------	-------

Survey Date:	11/29/94
--------------	----------

Count Date:	12/7/94
-------------	---------

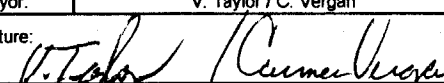
Alpha Survey Instruments				
Inst. S/N	Inst. Code	Eff. %	Corr. Fac.	Bkg. CPM
1517	7	19.1	5.24	2

Beta Survey Instruments				
Inst. S/N	Inst. Code	Eff. %	Corr. Fac.	Bkg. CPM
1601	13	33.4	2.99	343

Gamma or Beta/Gamma Instruments			
Inst. S/N	Inst. Code	Bkg.	Detection Type
234	23	5	Gamma
1522	22	0.012	Beta / Gamma

Alpha Counting Instruments				
Inst. S/N	Inst. Code	Eff. %	Corr. Fac.	Bkg. CPM
13295	2	42.75	2.34	0.19

Beta Counting Instruments				
Inst. S/N	Inst. Code	Eff. %	Corr. Fac.	Bkg. CPM
13295	3	36.84	2.71	1.39

Surveyor:	V. Taylor / C. Vergari
Signature:	

Surface Description	Coordinates		Gamma at 1m uR/hr	Gamma Inst. Code	Beta/Gamma Contact mR/hr	Beta/Gamma Code	Contact Gross 1 min. Count Alpha	Alpha Inst. Code	Contact Gross 1 min. Count Beta	Beta Inst. Code	Scan Contact Gross CPM		Removable DPM/100 cm2 Alpha	Alpha Count Code	Removable DPM/100 cm2 Beta	Beta Count Code	Comments
	X	Y									Max Beta	Avg Beta					
	Floor	3									-0.5	6					
Floor	3	-6	6	23	0.01	22	1	7	385	13	600	414	0.74	2	-1.07	3	Painted Concrete
Floor	3	-8	6	23	0.013	22	3	7	378	13	463	375	0.74	2	3.00	3	Painted Concrete
Floor	3	-10	5	23	0.013	22	1	7	416	13	572	338	-0.43	2	1.65	3	Painted Concrete
Floor	3	-12	5	23	0.02	22	2	7	315	13	408	300	-0.43	2	-3.78	3	Painted Concrete
Floor	3	-14	6	23	0.019	22	1	7	370	13	475	350	-0.43	2	7.08	3	Painted Concrete
Floor	3	-16	6	23	0.014	22	3	7	341	13	436	290	-0.43	2	-1.07	3	Painted Concrete
Floor	3	-18	6	23	0.011	22	2	7	325	13	507	300	-0.43	2	-1.07	3	Painted Concrete
Floor	3	-20	4	23	0.018	22	4	7	321	13	507	310	0.74	2	1.65	3	Painted Concrete
Floor	3	-22	5	23	0.017	22	2	7	324	13	614	300	1.90	2	-1.07	3	Painted Concrete
Floor	3	-24	5	23	0.021	22	0	7	343	13	441	290	-0.43	2	0.29	3	Painted Concrete
Floor	3	-26	5	23	0.023	22	3	7	339	13	479	300	-0.43	2	-2.42	3	Painted Concrete
Floor	3	-27	5	23	0.02	22	2	7	351	13	420	280	0.74	2	0.29	3	Painted Concrete
Floor	6	-1	5	23	0.01	22	6	7	346	13	519	345	-0.43	2	1.65	3	Painted Concrete
Floor	6	-3	6	23	0.01	22	2	7	350	13	474	305	1.90	2	-1.07	3	Painted Concrete
Floor	6	-5	5	23	0.012	22	3	7	342	13	461	290	0.74	2	-2.42	3	Painted Concrete
Floor	6	-7	5	23	0.017	22	3	7	354	13	507	343	0.74	2	-1.07	3	Painted Concrete
Floor	6	-9	5	23	0.014	22	5	7	317	13	467	310	1.90	2	3.00	3	Painted Concrete
Floor	6	-11	6	23	0.012	22	11	7	306	13	404	280	-0.43	2	-3.78	3	Painted Concrete
Floor	6	-13	5	23	0.01	22	2	7	322	13	379	260	-0.43	2	0.29	3	Painted Concrete
Floor	6	-15	4	23	0.017	22	8	7	322	13	402	280	-0.43	2	-1.07	3	Painted Concrete
Floor	6	-19	5	23	0.022	22	5	7	326	13	460	300	0.74	2	0.29	3	Painted Concrete
Floor	6	-23	6	23	0.014	22	6	7	331	13	473	325	-0.43	2	0.29	3	Painted Concrete

# Blairsville Point Survey Form #003

Survey Serial #:	01-034
Survey Section:	1
Survey Unit:	41
Survey Sub-unit:	1

Alpha Survey Instruments				
Inst. S/N	Inst. Code	Eff. %	Corr. Fac.	Bkg. CPM
1517	7	19.1	5.24	2

Beta Survey Instruments				
Inst. S/N	Inst. Code	Eff. %	Corr. Fac.	Bkg. CPM
1601	13	33.4	2.99	343

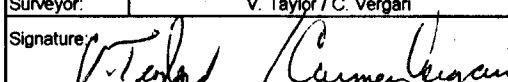
Gamma or Beta/Gamma Instruments			
Inst. S/N	Inst. Code	Bkg.	Detection Type
234	23	5	Gamma
1522	22	0.012	Beta / Gamma

Classification:	3
Survey Type:	Lower

Alpha Counting Instruments				
Inst. S/N	Inst. Code	Eff. %	Corr. Fac.	Bkg. CPM
13295	2	42.75	2.34	0.19

Beta Counting Instruments				
Inst. S/N	Inst. Code	Eff. %	Corr. Fac.	Bkg. CPM
13295	3	36.84	2.71	1.39

Survey Date:	11/29/94
Count Date:	12/7/94

Surveyor:	V. Taylor / C. Vergari
Signature:	

Surface Description	Coordinates		Gamma at 1m uR/hr	Gamma Inst. Code	Beta/Gamma Contact mR/hr	Beta/Gamma Code	Contact Gross 1 min. Count Alpha	Alpha Inst. Code	Contact Gross 1 min. Count Beta	Beta Inst. Code	Scan Contact Gross CPM		Removable DPM/100 cm2 Alpha	Alpha Count Code	Removable DPM/100 cm2 Beta	Beta Count Code	Comments
	X	Y									Max Beta	Avg Beta					
	Floor	6									-27	5					
Floor	10	-2	6	23	0.013	22	5	7	338	13	491	319	-0.43	2	0.29	3	Painted Concrete
Floor	10	-4	5	23	0.019	22	7	7	363	13	720	300	-0.43	2	3.00	3	Painted Concrete
Floor	10	-6	4	23	0.01	22	2	7	317	13	553	330	-0.43	2	-1.07	3	Painted Concrete
Floor	10	-8	4	23	0.012	22	2	7	309	13	453	300	-0.43	2	1.65	3	Painted Concrete
Floor	10	-10	4	23	0.013	22	3	7	305	13	671	300	0.74	2	0.29	3	Painted Concrete
Floor	10	-12	4	23	0.019	22	10	7	273	13	360	250	0.74	2	-1.07	3	Painted Concrete
Floor	10	-14	5	23	0.01	22	2	7	301	13	357	260	-0.43	2	3.00	3	Painted Concrete
Floor	10	-16	4	23	0.013	22	3	7	285	13	376	240	-0.43	2	1.65	3	Painted Concrete
Floor	10	-19	5	23	0.012	22	3	7	301	13	408	240	-0.43	2	3.00	3	Painted Concrete
Floor	10	-25	4	23	0.01	22	1	7	326	13	512	260	1.90	2	1.65	3	Painted Concrete
Floor	9	-32	5	23	0.013	22	6	7	316	13	398	280	-0.43	2	0.29	3	Painted Concrete
Floor	2	-32	4	23	0.016	22	17	7	339	13	600	285	0.74	2	0.29	3	Painted Concrete
Floor	6	-32	4	23	0.01	22	6	7	292	13	467	300	-0.43	2	1.65	3	Painted Concrete
Floor	4	-35	4	23	0.01	22	7	7	314	13	436	310	-0.43	2	1.65	3	Painted Concrete
Floor	9	-35	4	23	0.013	22	16	7	281	13	600	210	-0.43	2	1.65	3	Painted Concrete
Floor	2	-35	4	23	0.016	22	12	7	274	13	447	230	-0.43	2	1.65	3	Painted Concrete
Floor	7	-35	4	23	0.011	22	4	7	312	13	415	315	-0.43	2	-3.78	3	Painted Concrete
Floor	9	-36	5	23	0.019	22	5	7	334	13	613	315	-0.43	2	3.00	3	Painted Concrete
Floor	9	-41	6	23	0.01	22	8	7	337	13	444	300	-0.43	2	5.72	3	Painted Concrete
Floor	9	-42	5	23	0.01	22	7	7	336	13	426	300	-0.43	2	3.00	3	Painted Concrete
Floor	11	-41	5	23	0.012	22	1	7	349	13	360	270	0.74	2	1.65	3	Painted Concrete

**LB5100-W Low Background Counting System -- Smear Analysis**

Date: 12/13/94  
 Counting Unit id: 1  
 Data file name: C:\LBXL\UNIT1\B01-034.XLD  
 Batch Ended: 12/7/94 13:34  
 Crosstalk Correction: Not Applied

Alpha activity action level (DPM): 20.00  
 Beta activity action level (DPM): 200.00  
 Certainty level for MDA and flags: 95.00%  
 High Voltage Setting: 1410

Application Revision: 3  
 Application Version: Standard

Alpha efficiency log file: pu239ab  
 Alpha Efficiency: 42.75%  
 Alpha to Beta Crosstalk: 5.85%  
 Alpha Background (CPM): 0.185714286  
 Alpha Correction Factor: 1.000

Beta efficiency log file: tc99ab  
 Beta Efficiency: 36.84%  
 Beta into Alpha Crosstalk: 0.03%  
 Beta Background (CPM): 1.392857143  
 Beta Correction Factor: 1.000

Batch ID: Blairsville 1-41-1 lower

Carrier	Alpha Activity				Beta Activity				Count time (min)	Alpha CPM	Beta CPM	Completion Date - Time
	DPM	$\sigma$	flags	MDA	DPM	$\sigma$	flags	MDA				
14	0.735	1.17	<MDA	5.53	-1.07	1.94	<MDA	11.18	2.00	0.314	-0.39	12/7/94 11:57
15	0.735	1.17	<MDA	5.53	-1.07	1.94	<MDA	11.18	2.00	0.314	-0.39	12/7/94 11:59
16	0.735	1.17	<MDA	5.53	3.00	3.05	<MDA	11.18	2.00	0.314	1.11	12/7/94 12:02
17	-0.434	1.17	<MDA	5.53	1.65	2.73	<MDA	11.18	2.00	-0.186	0.61	12/7/94 12:04
18	-0.434	1.17	<MDA	5.53	-3.78	1.38	<MDA	11.18	2.00	-0.186	-1.39	12/7/94 12:06
19	-0.434	1.17	<MDA	5.53	7.08	3.85	<AL	11.18	2.00	-0.186	2.61	12/7/94 12:08
20	-0.434	1.17	<MDA	5.53	-1.07	1.94	<MDA	11.18	2.00	-0.186	-0.39	12/7/94 12:10
21	-0.434	1.17	<MDA	5.53	-1.07	1.94	<MDA	11.18	2.00	-0.186	-0.39	12/7/94 12:13
22	0.735	1.17	<MDA	5.53	1.65	2.73	<MDA	11.18	2.00	0.314	0.61	12/7/94 12:15
23	1.905	1.66	<AL	5.53	-1.07	1.94	<MDA	11.18	2.00	0.814	-0.39	12/7/94 12:17
24	-0.434	1.17	<MDA	5.53	0.29	2.37	<MDA	11.18	2.00	-0.186	0.11	12/7/94 12:19
25	-0.434	1.17	<MDA	5.53	-2.42	1.38	<MDA	11.18	2.00	-0.186	-0.89	12/7/94 12:21
26	0.735	1.17	<MDA	5.53	0.29	2.37	<MDA	11.18	2.00	0.314	0.11	12/7/94 12:24
27	-0.434	1.17	<MDA	5.53	1.65	2.73	<MDA	11.18	2.00	-0.186	0.61	12/7/94 12:26
28	1.905	1.66	<AL	5.53	-1.07	1.94	<MDA	11.18	2.00	0.814	-0.39	12/7/94 12:28
29	0.735	1.17	<MDA	5.53	-2.42	1.38	<MDA	11.18	2.00	0.314	-0.89	12/7/94 12:30
30	0.735	1.17	<MDA	5.53	-1.07	1.94	<MDA	11.18	2.00	0.314	-0.39	12/7/94 12:32
31	1.905	1.66	<AL	5.53	3.00	3.05	<MDA	11.18	2.00	0.814	1.11	12/7/94 12:35
32	-0.434	1.17	<MDA	5.53	-3.78	1.38	<MDA	11.18	2.00	-0.186	-1.39	12/7/94 12:37
33	-0.434	1.17	<MDA	5.53	0.29	2.37	<MDA	11.18	2.00	-0.186	0.11	12/7/94 12:39
34	-0.434	1.17	<MDA	5.53	-1.07	1.94	<MDA	11.18	2.00	-0.186	-0.39	12/7/94 12:41
35	0.735	1.17	<MDA	5.53	0.29	2.37	<MDA	11.18	2.00	0.314	0.11	12/7/94 12:43
36	-0.434	1.17	<MDA	5.53	0.29	2.37	<MDA	11.18	2.00	-0.186	0.11	12/7/94 12:46
37	0.735	1.17	<MDA	5.53	1.65	2.73	<MDA	11.18	2.00	0.314	0.61	12/7/94 12:48

**LB5100-W Low Background Counting System -- Smear Analysis**

Date: 12/13/94  
 Counting Unit id: 1  
 Data file name: C:\LBXL\UNIT1\B01-034.XLD  
 Batch Ended: 12/7/94 13:34  
 Crosstalk Correction: Not Applied

Alpha activity action level (DPM): 20.00  
 Beta activity action level (DPM): 200.00  
 Certainty level for MDA and flags: 95.00%  
 High Voltage Setting: 1410

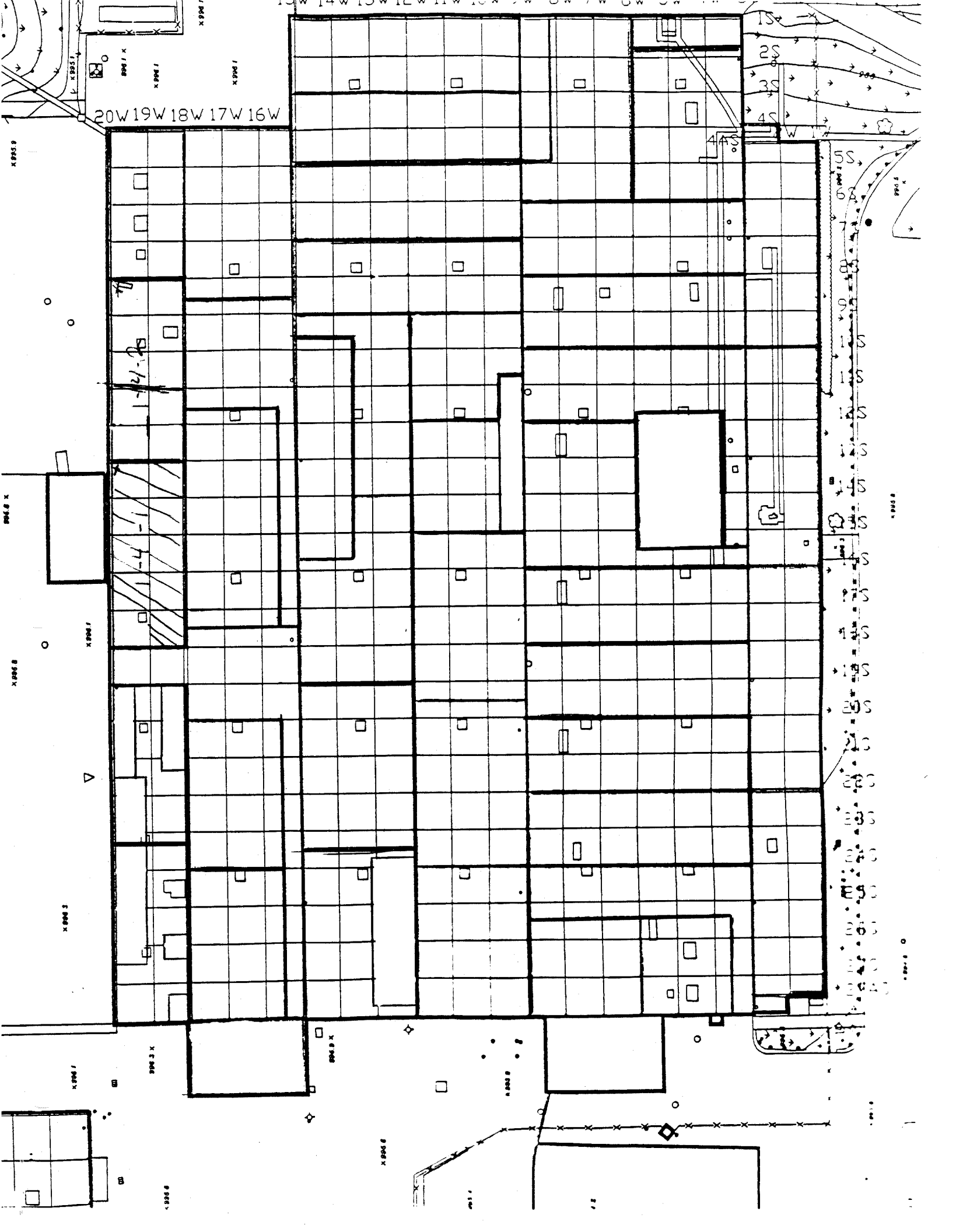
Application Revision: 3  
 Application Version: Standard

Batch ID: Blairsville 1-41-1 lower

Alpha efficiency log file: pu239ab  
 Alpha Efficiency: 42.75%  
 Alpha to Beta Crosstalk: 5.85%  
 Alpha Background (CPM): 0.185714286  
 Alpha Correction Factor: 1.000

Beta efficiency log file: tc99ab  
 Beta Efficiency: 36.84%  
 Beta into Alpha Crosstalk: 0.03%  
 Beta Background (CPM): 1.392857143  
 Beta Correction Factor: 1.000

Carrier	Alpha Activity				Beta Activity				Count time (min)	Alpha CPM	Beta CPM	Completion Date - Time
	DPM	$\sigma$	flags	MDA	DPM	$\sigma$	flags	MDA				
38	-0.434	1.17	<MDA	5.53	0.29	2.37	<MDA	11.18	2.00	-0.186	0.11	12/7/94 12:50
39	-0.434	1.17	<MDA	5.53	3.00	3.05	<MDA	11.18	2.00	-0.186	1.11	12/7/94 12:52
40	-0.434	1.17	<MDA	5.53	-1.07	1.94	<MDA	11.18	2.00	-0.186	-0.39	12/7/94 12:54
41	-0.434	1.17	<MDA	5.53	1.65	2.73	<MDA	11.18	2.00	-0.186	0.61	12/7/94 12:57
42	0.735	1.17	<MDA	5.53	0.29	2.37	<MDA	11.18	2.00	0.314	0.11	12/7/94 12:59
43	0.735	1.17	<MDA	5.53	-1.07	1.94	<MDA	11.18	2.00	0.314	-0.39	12/7/94 13:01
44	-0.434	1.17	<MDA	5.53	3.00	3.05	<MDA	11.18	2.00	-0.186	1.11	12/7/94 13:03
45	-0.434	1.17	<MDA	5.53	1.65	2.73	<MDA	11.18	2.00	-0.186	0.61	12/7/94 13:05
46	-0.434	1.17	<MDA	5.53	3.00	3.05	<MDA	11.18	2.00	-0.186	1.11	12/7/94 13:07
47	1.905	1.66	<AL	5.53	1.65	2.73	<MDA	11.18	2.00	0.814	0.61	12/7/94 13:10
48	-0.434	1.17	<MDA	5.53	0.29	2.37	<MDA	11.18	2.00	-0.186	0.11	12/7/94 13:12
49	0.735	1.17	<MDA	5.53	0.29	2.37	<MDA	11.18	2.00	0.314	0.11	12/7/94 13:14
50	-0.434	1.17	<MDA	5.53	1.65	2.73	<MDA	11.18	2.00	-0.186	0.61	12/7/94 13:16
51	-0.434	1.17	<MDA	5.53	1.65	2.73	<MDA	11.18	2.00	-0.186	0.61	12/7/94 13:19
52	-0.434	1.17	<MDA	5.53	1.65	2.73	<MDA	11.18	2.00	-0.186	0.61	12/7/94 13:21
53	-0.434	1.17	<MDA	5.53	1.65	2.73	<MDA	11.18	2.00	-0.186	0.61	12/7/94 13:23
54	-0.434	1.17	<MDA	5.53	-3.78	1.38	<MDA	11.18	2.00	-0.186	-1.39	12/7/94 13:25
55	-0.434	1.17	<MDA	5.53	3.00	3.05	<MDA	11.18	2.00	-0.186	1.11	12/7/94 13:27
56	-0.434	1.17	<MDA	5.53	5.72	3.60	<AL	11.18	2.00	-0.186	2.11	12/7/94 13:30
57	-0.434	1.17	<MDA	5.53	3.00	3.05	<MDA	11.18	2.00	-0.186	1.11	12/7/94 13:32
58	0.735	1.17	<MDA	5.53	1.65	2.73	<MDA	11.18	2.00	0.314	0.61	12/7/94 13:34



20W 19W 18W 17W 16W

15S  
16S  
17S  
18S  
19S  
20S  
21S  
22S  
23S  
24S  
25S  
26S  
27S  
28S  
29S  
30S  
31S  
32S  
33S  
34S  
35S  
36S  
37S  
38S  
39S  
40S  
41S  
42S  
43S  
44S  
45S  
46S  
47S  
48S  
49S  
50S  
51S  
52S  
53S  
54S  
55S  
56S  
57S  
58S  
59S  
60S  
61S  
62S  
63S  
64S  
65S  
66S  
67S  
68S  
69S  
70S  
71S  
72S  
73S  
74S  
75S  
76S  
77S  
78S  
79S  
80S  
81S  
82S  
83S  
84S  
85S  
86S  
87S  
88S  
89S  
90S  
91S  
92S  
93S  
94S  
95S  
96S  
97S  
98S  
99S  
100S

1904X  
1905X  
1906X  
1907X  
1908X  
1909X  
1910X  
1911X  
1912X  
1913X  
1914X  
1915X  
1916X  
1917X  
1918X  
1919X  
1920X  
1921X  
1922X  
1923X  
1924X  
1925X  
1926X  
1927X  
1928X  
1929X  
1930X  
1931X  
1932X  
1933X  
1934X  
1935X  
1936X  
1937X  
1938X  
1939X  
1940X  
1941X  
1942X  
1943X  
1944X  
1945X  
1946X  
1947X  
1948X  
1949X  
1950X  
1951X  
1952X  
1953X  
1954X  
1955X  
1956X  
1957X  
1958X  
1959X  
1960X  
1961X  
1962X  
1963X  
1964X  
1965X  
1966X  
1967X  
1968X  
1969X  
1970X  
1971X  
1972X  
1973X  
1974X  
1975X  
1976X  
1977X  
1978X  
1979X  
1980X  
1981X  
1982X  
1983X  
1984X  
1985X  
1986X  
1987X  
1988X  
1989X  
1990X  
1991X  
1992X  
1993X  
1994X  
1995X  
1996X  
1997X  
1998X  
1999X  
2000X



# Blairsville Point Survey Form #003

Survey Serial #	01-035
-----------------	--------

Survey Section	1
----------------	---

Survey Unit	35A
-------------	-----

Survey Sub-unit	1
-----------------	---

Classification	3
----------------	---

Survey Type	Lower
-------------	-------

Survey Date	11/29/94
-------------	----------

Count Date	12/7/94
------------	---------

Alpha Survey Instruments				
Inst S/N	Inst Code	Eff. %	Corr. Fac.	Bkg CPM
1517	7	19.1	5.24	3

Beta Survey Instruments				
Inst S/N	Inst Code	Eff. %	Corr. Fac.	Bkg CPM
1601	13	33.4	2.99	357

Gamma or Beta/Gamma Instruments			
Inst S/N	Inst Code	Bkg	Detection Type
234	23	5	Gamma
1522	22	0.012	Beta / Gamma

Alpha Counting Instruments				
Inst. S/N	Inst. Code	Eff. %	Corr. Fac.	Bkg. CPM
13295	2	42.75	2.34	0.19

Beta Counting Instruments				
Inst. S/N	Inst. Code	Eff. %	Corr. Fac.	Bkg. CPM
13295	3	36.84	2.71	1.39

Surveyor:	V. Taylor / C. Vergari
-----------	------------------------

Signature: *V. Taylor / C. Vergari*

Surface Description	Coordinates		Gamma	Gamma	Beta/Gamma	Beta/	Contact Gross	Alpha	Contact Gross	Beta	Scan Contact		Removable	Alpha	Removable	Beta	Comments
			at 1m	Inst.	Contact	Gamma	1 min. Count	Inst.	1 min. Count	Inst.	Gross CPM		DPM/100 cm2	Count	DPM/100 cm2	Count	
	uR/hr	Code	mR/hr	Code	Alpha	Code	Beta	Code	Max Beta	Avg Beta	Alpha	Code	Beta	Code			
Floor	3	-2	5	23	0.016	22	0	7	360	13	412	270	-0.43	2	-1.07	3	Concrete
Floor	5	-2	5	23	0.018	22	2	7	381	13	459	300	0.74	2	-2.42	3	Concrete
Floor	7	-2	4	23	0.015	22	2	7	279	13	399	300	0.74	2	3.00	3	Concrete
Floor	2	-4	5	23	0.02	22	4	7	331	13	374	290	-0.43	2	-2.42	3	Concrete
Floor	5	-4	6	23	0.015	22	2	7	351	13	399	290	-0.43	2	0.29	3	Concrete
Floor	7	-4	5	23	0.012	22	3	7	367	13	450	300	-0.43	2	0.29	3	Concrete
Floor	3	-6	5	23	0.021	22	2	7	480	13	600	600	-0.43	2	-1.07	3	Concrete
Floor	5	-6	6	23	0.013	22	2	7	330	13	439	600	-0.43	2	-2.42	3	Concrete
Floor	7	-6	5	23	0.012	22	3	7	335	13	369	270	-0.43	2	-2.42	3	Concrete
Floor	9	-6	5	23	0.017	22	4	7	344	13	403	280	-0.43	2	4.36	3	Concrete
Floor	11	-6	4	23	0.012	22	2	7	338	13	364	250	-0.43	2	-2.42	3	Concrete
Floor	13	-6	5	23	0.016	22	1	7	348	13	427	300	-0.43	2	3.00	3	Concrete
Floor	2	-8	6	23	0.025	22	0	7	301	13	392	280	-0.43	2	3.00	3	Concrete
Floor	4	-8	6	23	0.017	22	2	7	353	13	383	300	-0.43	2	3.00	3	Concrete
Floor	6	-8	5	23	0.021	22	2	7	327	13	480	320	-0.43	2	4.36	3	Concrete
Floor	8	-8	5	23	0.016	22	1	7	311	13	416	300	-0.43	2	-1.07	3	Concrete
Floor	10	-8	5	23	0.021	22	5	7	305	13	467	320	-0.43	2	-2.42	3	Concrete
Floor	2	-10	4	23	0.014	22	2	7	335	13	426	280	-0.43	2	-1.07	3	Concrete
Floor	4	-10	5	23	0.02	22	2	7	301	13	451	300	0.74	2	4.36	3	Concrete
Floor	6	-10	5	23	0.011	22	3	7	355	13	419	320	0.74	2	-2.42	3	Concrete
Floor	1	-12	5	23	0.015	22	1	7	330	13	423	290	-0.43	2	0.29	3	Concrete
Floor	3	-12	4	23	0.01	22	2	7	376	13	396	280	-0.43	2	1.65	3	Concrete
Floor	5	-12	4	23	0.014	22	2	7	304	13	401	320	0.74	2	0.29	3	Concrete

# Blairsville Point Survey Form #003

Survey Serial #:	01-035
Survey Section:	1
Survey Unit:	35A
Survey Sub-unit:	1

Alpha Survey Instruments				
Inst. S/N	Inst. Code	Eff. %	Corr. Fac.	Bkg. CPM
1517	7	19.1	5.24	3


Beta Survey Instruments				
Inst. S/N	Inst. Code	Eff. %	Corr. Fac.	Bkg. CPM
1601	13	33.4	2.99	357

Gamma or Beta/Gamma Instruments			
Inst. S/N	Inst. Code	Bkg.	Detection Type
234	23	5	Gamma
1522	22	0.012	Beta / Gamma

Classification:	3
Survey Type:	Lower

Alpha Counting Instruments				
Inst. S/N	Inst. Code	Eff. %	Corr. Fac.	Bkg. CPM
13295	2	42.75	2.34	0.19

Beta Counting Instruments				
Inst. S/N	Inst. Code	Eff. %	Corr. Fac.	Bkg. CPM
13295	3	36.84	2.71	1.39

Surveyor:	V. Taylor / C. Vergari
Signature:	

Surface Description	Coordinates		Gamma at 1m	Gamma Inst.	Beta/Gamma Contact	Beta/Gamma Code	Contact Gross 1 min. Count	Alpha Inst.	Contact Gross 1 min. Count	Beta Inst.	Scan Contact Gross CPM		Removable DPM/100 cm2	Alpha Count	Removable DPM/100 cm2	Beta Count	Comments
	X	Y	uR/hr	Code	mR/hr	Code	Alpha	Code	Beta	Code	Gross CPM		Alpha	Code	Beta	Code	
											Max Beta	Avg Beta					
Floor	7	-12	5	23	0.017	22	2	7	326	13	489	320	-0.43	2	-1.07	3	Concrete
Floor	5	-14	5	23	0.022	22	2	7	317	13	480	300	0.74	2	0.29	3	Concrete
Floor	7	-14	5	23	0.018	22	3	7	345	13	469	300	-0.43	2	-3.78	3	Concrete
Floor	8	-18	5	23	0.014	22	2	7	333	13	437	320	-0.43	2	-1.07	3	Concrete
Floor	10	-18	6	23	0.016	22	4	7	350	13	432	300	-0.43	2	-3.78	3	Concrete
Floor	12	-18	5	23	0.018	22	7	7	350	13	408	320	-0.43	2	-1.07	3	Concrete
Floor	12	-20	5	23	0.012	22	3	7	332	13	470	310	-0.43	2	1.65	3	Concrete
Floor	10	-20	5	23	0.016	22	3	7	354	13	432	300	0.74	2	-2.42	3	Concrete
Floor	14	-20	5	23	0.013	22	0	7	338	13	439	290	-0.43	2	1.65	3	Concrete

**LB5100-W Low Background Counting System -- Smear Analysis**

Date: 12/13/94  
 Counting Unit id: 1  
 Data file name: C:\LBXL\UNIT1\B01-035.XLD  
 Batch Ended: 12/7/94 15:00  
 Crosstalk Correction: Not Applied

Alpha activity action level (DPM): 20.00  
 Beta activity action level (DPM): 200.00  
 Certainty level for MDA and flags: 95.00%  
 High Voltage Setting: 1410

Application Revision: 3  
 Application Version: Standard

Alpha efficiency log file: pu239ab  
 Alpha Efficiency: 42.75%  
 Alpha to Beta Crosstalk: 5.85%  
 Alpha Background (CPM): 0.185714286  
 Alpha Correction Factor: 1.000

Beta efficiency log file: tc99ab  
 Beta Efficiency: 36.84%  
 Beta into Alpha Crosstalk: 0.03%  
 Beta Background (CPM): 1.392857143  
 Beta Correction Factor: 1.000

Batch ID: Blairsville 1-35A-1 lower

Carrier	Alpha Activity				Beta Activity				Count time (min)	Alpha CPM	Beta CPM	Completion Date - Time
	DPM	$\sigma$	flags	MDA	DPM	$\sigma$	flags	MDA				
1	-0.434	1.17	<MDA	5.53	-1.07	1.94	<MDA	11.18	2.00	-0.186	-0.39	12/7/94 13:52
2	0.735	1.17	<MDA	5.53	-2.42	1.38	<MDA	11.18	2.00	0.314	-0.89	12/7/94 13:54
3	0.735	1.17	<MDA	5.53	3.00	3.05	<MDA	11.18	2.00	0.314	1.11	12/7/94 13:56
4	-0.434	1.17	<MDA	5.53	-2.42	1.38	<MDA	11.18	2.00	-0.186	-0.89	12/7/94 13:58
5	-0.434	1.17	<MDA	5.53	0.29	2.37	<MDA	11.18	2.00	-0.186	0.11	12/7/94 14:00
6	-0.434	1.17	<MDA	5.53	0.29	2.37	<MDA	11.18	2.00	-0.186	0.11	12/7/94 14:03
7	-0.434	1.17	<MDA	5.53	-1.07	1.94	<MDA	11.18	2.00	-0.186	-0.39	12/7/94 14:05
8	-0.434	1.17	<MDA	5.53	-2.42	1.38	<MDA	11.18	2.00	-0.186	-0.89	12/7/94 14:07
9	-0.434	1.17	<MDA	5.53	-2.42	1.38	<MDA	11.18	2.00	-0.186	-0.89	12/7/94 14:09
10	-0.434	1.17	<MDA	5.53	4.36	3.34	<AL	11.18	2.00	-0.186	1.61	12/7/94 14:11
11	-0.434	1.17	<MDA	5.53	-2.42	1.38	<MDA	11.18	2.00	-0.186	-0.89	12/7/94 14:14
12	-0.434	1.17	<MDA	5.53	3.00	3.05	<MDA	11.18	2.00	-0.186	1.11	12/7/94 14:16
13	-0.434	1.17	<MDA	5.53	3.00	3.05	<MDA	11.18	2.00	-0.186	1.11	12/7/94 14:18
14	-0.434	1.17	<MDA	5.53	3.00	3.05	<MDA	11.18	2.00	-0.186	1.11	12/7/94 14:20
15	-0.434	1.17	<MDA	5.53	4.36	3.34	<AL	11.18	2.00	-0.186	1.61	12/7/94 14:23
16	-0.434	1.17	<MDA	5.53	-1.07	1.94	<MDA	11.18	2.00	-0.186	-0.39	12/7/94 14:25
17	-0.434	1.17	<MDA	5.53	-2.42	1.38	<MDA	11.18	2.00	-0.186	-0.89	12/7/94 14:27
18	-0.434	1.17	<MDA	5.53	-1.07	1.94	<MDA	11.18	2.00	-0.186	-0.39	12/7/94 14:29
19	0.735	1.17	<MDA	5.53	4.36	3.34	<AL	11.18	2.00	0.314	1.61	12/7/94 14:31
20	0.735	1.17	<MDA	5.53	-2.42	1.38	<MDA	11.18	2.00	0.314	-0.89	12/7/94 14:34
21	-0.434	1.17	<MDA	5.53	0.29	2.37	<MDA	11.18	2.00	-0.186	0.11	12/7/94 14:36
22	-0.434	1.17	<MDA	5.53	1.65	2.73	<MDA	11.18	2.00	-0.186	0.61	12/7/94 14:38
23	0.735	1.17	<MDA	5.53	0.29	2.37	<MDA	11.18	2.00	0.314	0.11	12/7/94 14:40
24	-0.434	1.17	<MDA	5.53	-1.07	1.94	<MDA	11.18	2.00	-0.186	-0.39	12/7/94 14:42

**LB5100-W Low Background Counting System -- Smear Analysis**

Date: 12/13/94  
 Counting Unit id: 1  
 Data file name: C:\LBXL\UNIT1\B01-035.XLD  
 Batch Ended: 12/7/94 15:00  
 Crosstalk Correction: Not Applied

Alpha activity action level (DPM): 20.00  
 Beta activity action level (DPM): 200.00  
 Certainty level for MDA and flags: 95.00%  
 High Voltage Setting: 1410

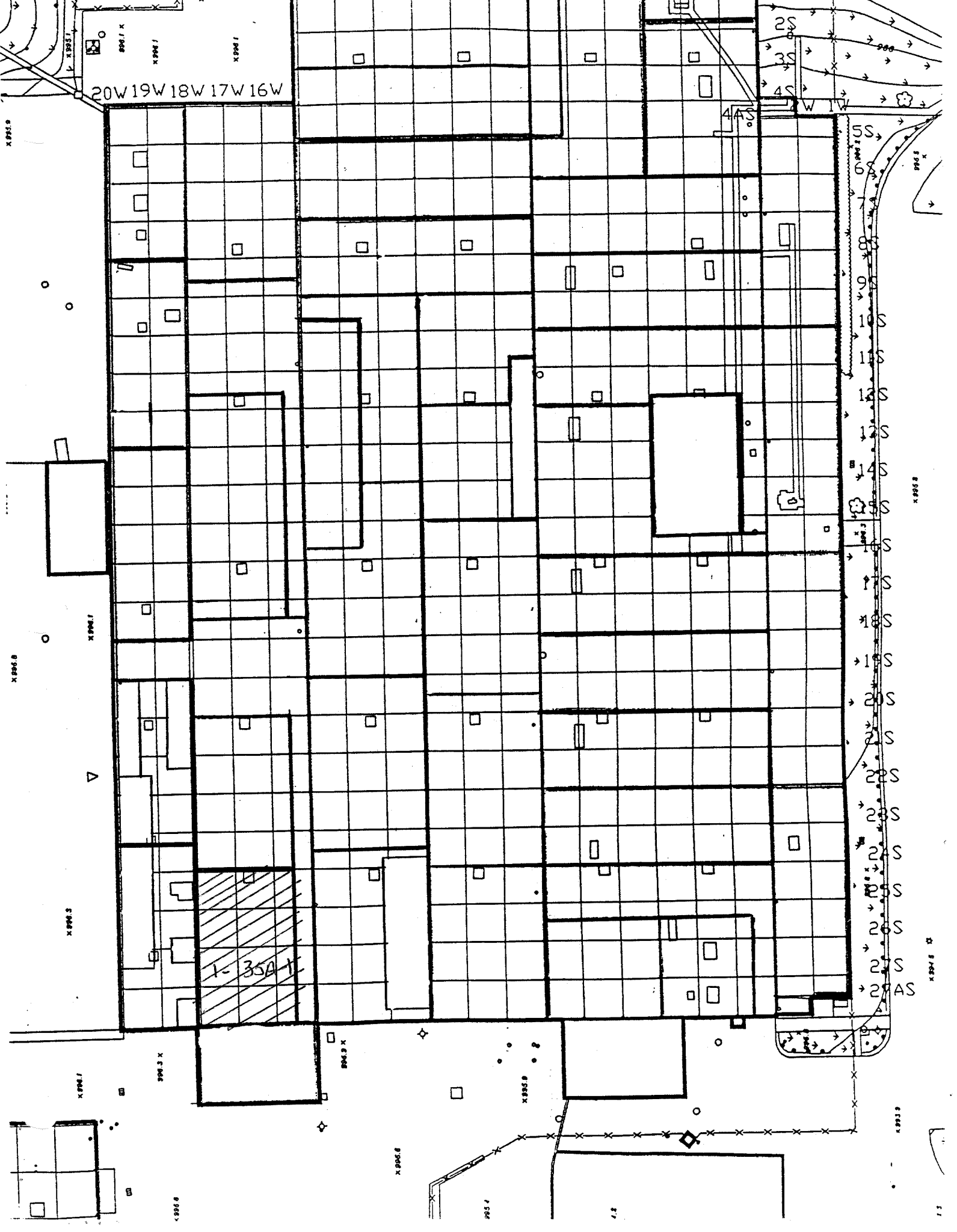
Application Revision: 3  
 Application Version: Standard

Alpha efficiency log file: pu239ab  
 Alpha Efficiency: 42.75%  
 Alpha to Beta Crosstalk: 5.85%  
 Alpha Background (CPM): 0.185714286  
 Alpha Correction Factor: 1.000

Beta efficiency log file: tc99ab  
 Beta Efficiency: 36.84%  
 Beta into Alpha Crosstalk: 0.03%  
 Beta Background (CPM): 1.392857143  
 Beta Correction Factor: 1.000

Batch ID: Blairsville 1-35A-1 lower

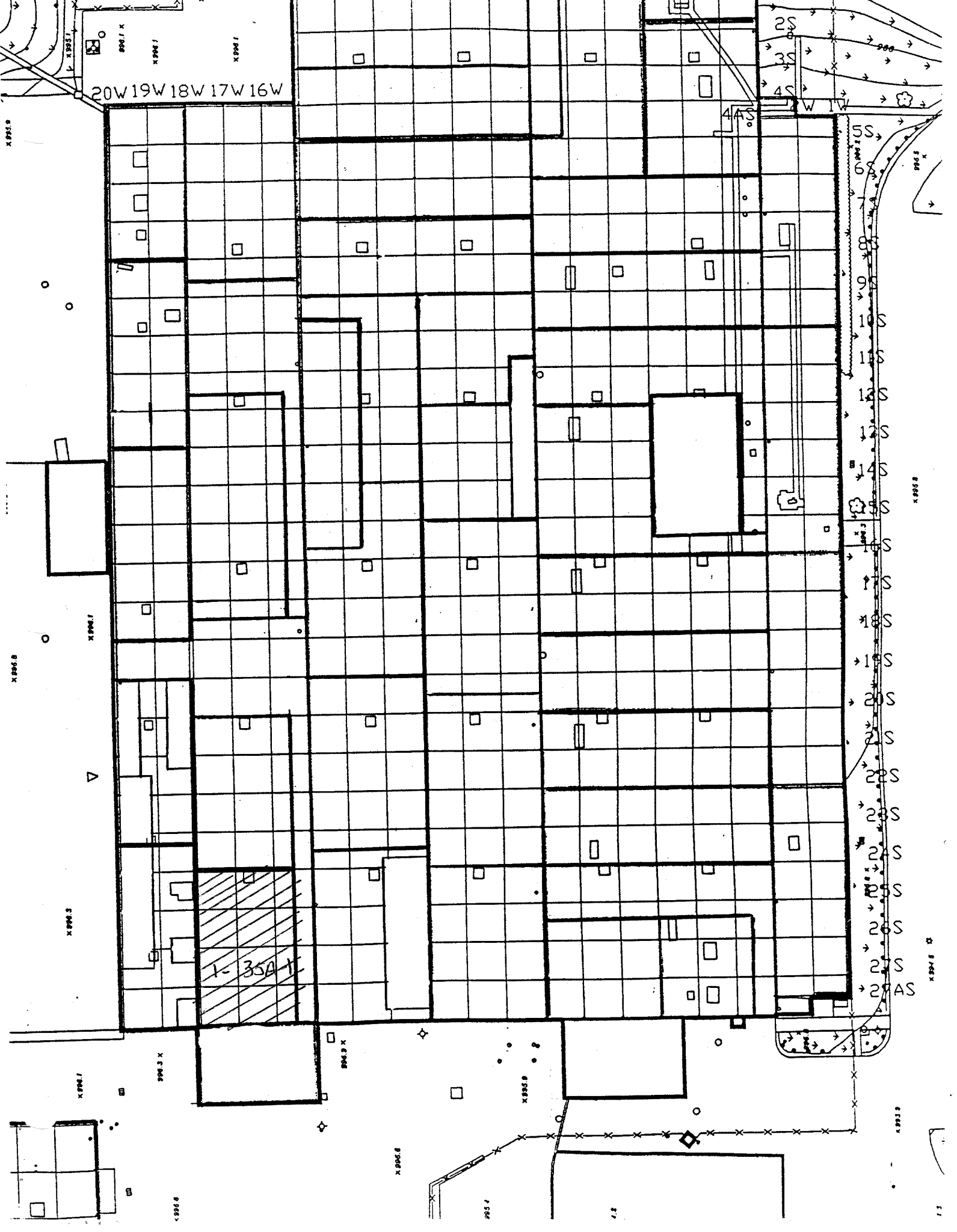
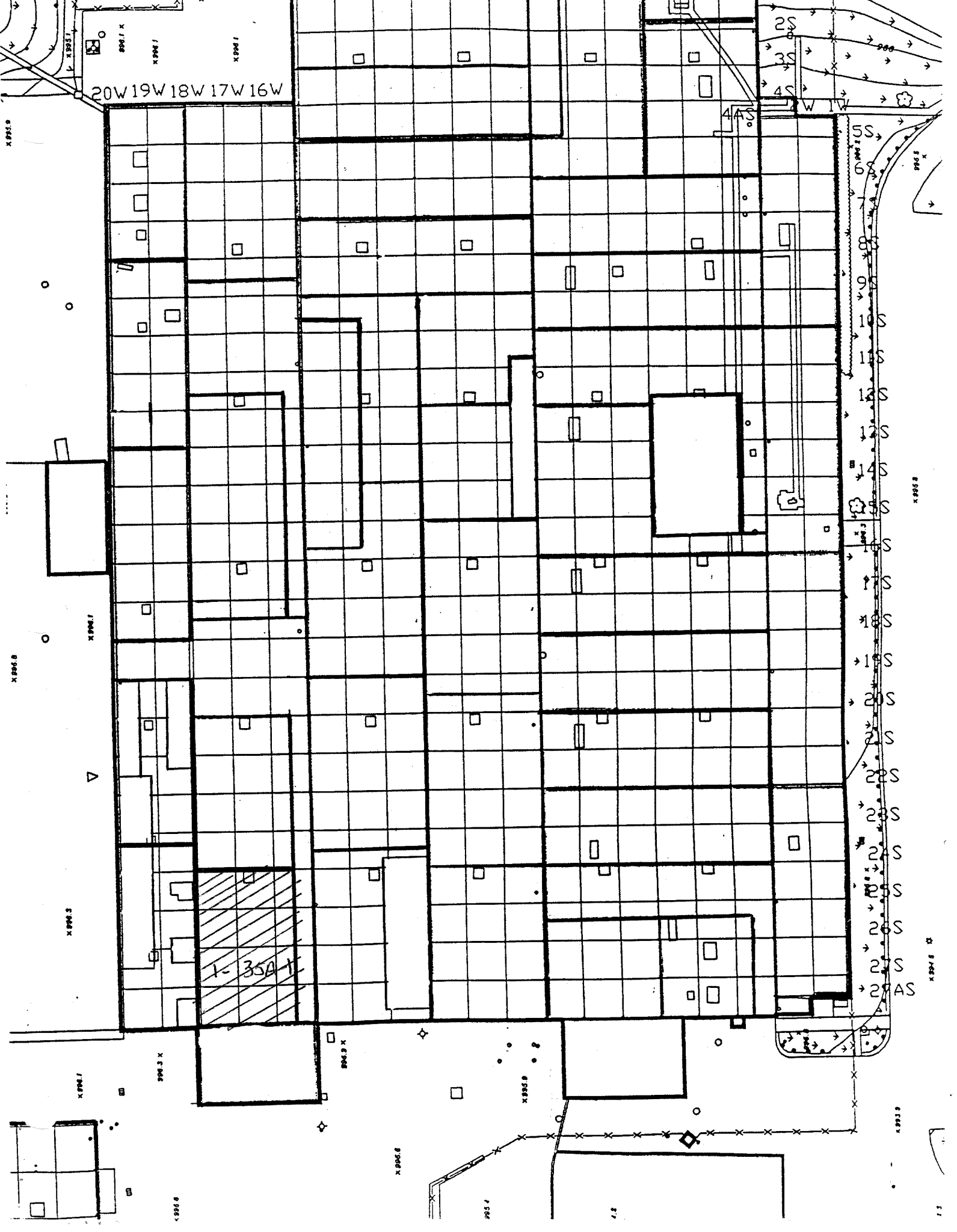
Carrier	Alpha Activity				Beta Activity				Count time (min)	Alpha CPM	Beta CPM	Completion Date - Time
	DPM	$\sigma$	flags	MDA	DPM	$\sigma$	flags	MDA				
25	0.735	1.17	<MDA	5.53	0.29	2.37	<MDA	11.18	2.00	0.314	0.11	12/7/94 14:45
26	-0.434	1.17	<MDA	5.53	-3.78	1.38	<MDA	11.18	2.00	-0.186	-1.39	12/7/94 14:47
27	-0.434	1.17	<MDA	5.53	-1.07	1.94	<MDA	11.18	2.00	-0.186	-0.39	12/7/94 14:49
28	-0.434	1.17	<MDA	5.53	-3.78	1.38	<MDA	11.18	2.00	-0.186	-1.39	12/7/94 14:51
29	-0.434	1.17	<MDA	5.53	-1.07	1.94	<MDA	11.18	2.00	-0.186	-0.39	12/7/94 14:53
30	-0.434	1.17	<MDA	5.53	1.65	2.73	<MDA	11.18	2.00	-0.186	0.61	12/7/94 14:55
31	0.735	1.17	<MDA	5.53	-2.42	1.38	<MDA	11.18	2.00	0.314	-0.89	12/7/94 14:58
32	-0.434	1.17	<MDA	5.53	1.65	2.73	<MDA	11.18	2.00	-0.186	0.61	12/7/94 15:00



20W 19W 18W 17W 16W

2S  
3S  
4S  
5S  
6S  
7S  
8S  
9S  
10S  
11S  
12S  
13S  
14S  
15S  
16S  
17S  
18S  
19S  
20S  
21S  
22S  
23S  
24S  
25S  
26S  
27S  
27AS

1-3501



## Blairsville Point Survey Form #003

Survey Serial #:	01-036
Survey Section:	1
Survey Unit:	4
Survey Sub-unit:	1

Alpha Survey Instruments				
Inst. S/N	Inst. Code	Eff. %	Corr. Fac.	Bkg. CPM
1517	7	19.1	5.24	8


Beta Survey Instruments				
Inst. S/N	Inst. Code	Eff. %	Corr. Fac.	Bkg. CPM
1601	13	33.4	2.99	343

Gamma or Beta/Gamma Instruments			
Inst. S/N	Inst. Code	Bkg.	Detection Type
234	23	15	Gamma
1522	22	0.013	Beta / Gamma

Classification:	3
Survey Type:	Lower
Survey Date:	11/30/94
Count Date:	12/7/94

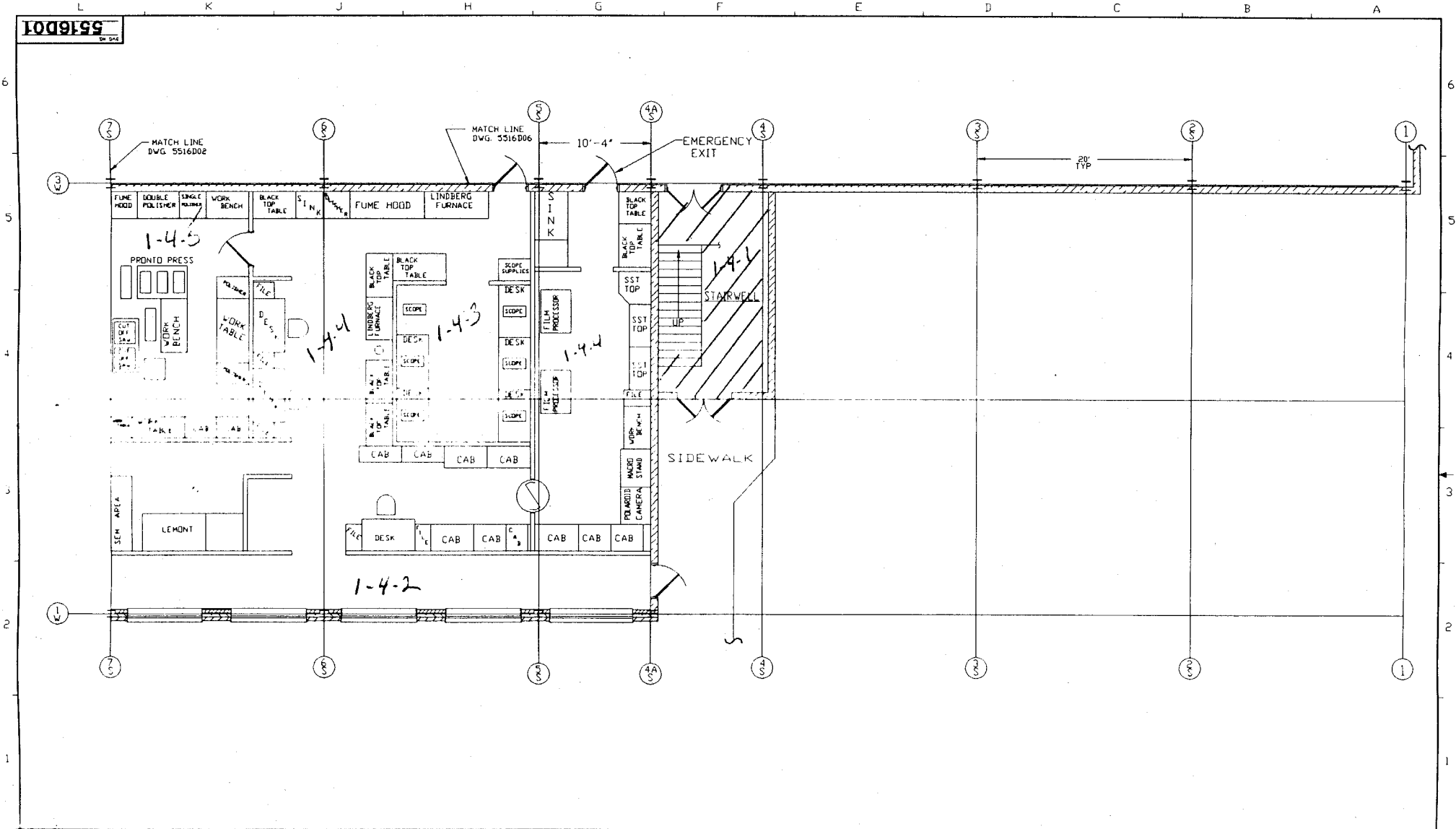
Alpha Counting Instruments				
Inst. S/N	Inst. Code	Eff. %	Corr. Fac.	Bkg. CPM
13295	2	42.75	2.34	0.19

Beta Counting Instruments				
Inst. S/N	Inst. Code	Eff. %	Corr. Fac.	Bkg. CPM
13295	3	36.84	2.71	1.39

Surveyor:	V. Taylor / J. Shoemaker
Signature:	

Surface Description	Coordinates		Gamma	Gamma	Beta/Gamma	Beta/	Contact Gross	Alpha	Contact Gross	Beta	Scan Contact		Removable	Alpha	Removable	Beta	Comments
			at 1m	Inst.	Contact	Gamma	1 min. Count	Inst.	Gross CPM		DPM/100 cm2	Count	DPM/100 cm2	Count			
	uR/hr	Code	mR/hr	Code	Alpha	Code	Beta	Code	Max Beta	Avg Beta	Alpha	Code	Beta	Code			
Floor	1	-1	16	23	0.013	22	3	7	354	13	394	280	0.74	2	0.29	3	Tile
Floor	3	-1	15	23	0.01	22	3	7	346	13	439	320	-0.43	2	-1.07	3	Tile
Floor	5	-1	15	23	0.013	22	2	7	307	13	321	270	0.74	2	-3.78	3	Tile
Floor	2	-2	14	23	0.01	22	2	7	324	13	391	270	1.90	2	-2.42	3	Tile
Floor	3	-2	15	23	0.013	22	3	7	320	13	383	200	-0.43	2	0.29	3	Tile
Floor	5	-2	15	23	0.014	22	1	7	340	13	396	215	-0.43	2	4.36	3	Tile

5516D01  
DWG. 5516D01



**LB5100-W Low Background Counting System – Smear Analysis**

Date: 12/13/94  
 Counting Unit id: 1  
 Data file name: C:\LBXL\UNIT1\B01-036.XLD  
 Batch Ended: 12/7/94 15:34  
 Crosstalk Correction: Not Applied

Alpha activity action level (DPM): 20.00  
 Beta activity action level (DPM): 200.00  
 Certainty level for MDA and flags: 95.00%  
 High Voltage Setting: 1410

Application Revision: 3  
 Application Version: Standard

Batch ID: Blairsville 1-4-1 lower

Carrier	Alpha Activity				Beta Activity				Count time (min)	Alpha CPM	Beta CPM	Completion Date - Time
	DPM	$\sigma$	flags	MDA	DPM	$\sigma$	flags	MDA				
61	0.735	1.17	<MDA	5.53	0.29	2.37	<MDA	11.18	2.00	0.314	0.11	12/7/94 15:23
62	-0.434	1.17	<MDA	5.53	-1.07	1.94	<MDA	11.18	2.00	-0.186	-0.39	12/7/94 15:25
63	0.735	1.17	<MDA	5.53	-3.78	1.38	<MDA	11.18	2.00	0.314	-1.39	12/7/94 15:27
64	1.905	1.66	<AL	5.53	-2.42	1.38	<MDA	11.18	2.00	0.814	-0.89	12/7/94 15:29
65	-0.434	1.17	<MDA	5.53	0.29	2.37	<MDA	11.18	2.00	-0.186	0.11	12/7/94 15:32
66	-0.434	1.17	<MDA	5.53	4.36	3.34	<AL	11.18	2.00	-0.186	1.61	12/7/94 15:34

Alpha efficiency log file: pu239ab Alpha Efficiency: 42.75% Alpha to Beta Crosstalk: 5.85% Alpha Background (CPM): 0.185714286 Alpha Correction Factor: 1.000
Beta efficiency log file: tc99ab Beta Efficiency: 36.84% Beta into Alpha Crosstalk: 0.03% Beta Background (CPM): 1.392857143 Beta Correction Factor: 1.000



# Blairsville Point Survey Form #003

Survey Serial #:	01-037
Survey Section:	1
Survey Unit:	4
Survey Sub-unit:	2

Alpha Survey Instruments				
Inst. S/N	Inst. Code	Eff. %	Corr. Fac.	Bkg. CPM
1517	7	19.1	5.24	7

Beta Survey Instruments				
Inst. S/N	Inst. Code	Eff. %	Corr. Fac.	Bkg. CPM
1601	13	33.4	2.99	258

Gamma or Beta/Gamma Instruments			
Inst. S/N	Inst. Code	Bkg.	Detection Type
234	23	8	Gamma
1522	22	0.011	Beta / Gamma

Classification:	3
Survey Type:	Lower

Alpha Counting Instruments				
Inst. S/N	Inst. Code	Eff. %	Corr. Fac.	Bkg. CPM
13295	2	42.75	2.34	0.19

Beta Counting Instruments				
Inst. S/N	Inst. Code	Eff. %	Corr. Fac.	Bkg. CPM
13295	3	36.84	2.71	1.39

Surveyor:	V. Taylor / J. Shoemaker
Signature:	<i>V. Taylor</i>

Surface Description	Coordinates		Gamma at 1m	Gamma Inst.	Beta/Gamma Contact	Beta/Gamma Code	Contact Gross 1 min. Count	Alpha Inst. Code	Contact Gross 1 min. Count	Beta Inst. Code	Scan Contact Gross CPM		Removable DPM/100 cm2	Alpha Count	Removable DPM/100 cm2	Beta Count	Comments
	X	Y	uR/hr	Code	mR/hr	Code	Alpha	Code	Beta	Code	Max Beta	Avg Beta	Alpha	Code	Beta	Code	
Floor	0.6	-2	10	23	0.011	22	6	7	242	13	295	240	-0.43	2	-2.42	3	Carpet
Floor	0.6	-5	9	23	0.007	22	1	7	280	13	396	250	-0.43	2	0.29	3	Carpet
Floor	0.6	-10	10	23	0.01	22	3	7	279	13	347	260	-0.43	2	1.65	3	Carpet
Floor	0.6	-15	8	23	0.011	22	5	7	254	13	374	290	-0.43	2	3.00	3	Carpet
Floor	0.6	-20	10	23	0.009	22	1	7	275	13	380	270	0.74	2	-2.42	3	Carpet
Floor	0.6	-25	8	23	0.008	22	0	7	254	13	275	230	0.74	2	3.00	3	Carpet
Floor	0.6	-30	8	23	0.011	22	3	7	274	13	354	230	-0.43	2	3.00	3	Carpet
Floor	0.6	-33	10	23	0.014	22	1	7	268	13	352	240	0.74	2	8.43	3	Carpet
Floor	-2	-17	7	23	0.01	22	2	7	271	13	318	220	-0.43	2	1.65	3	Carpet

**LB5100-W Low Background Counting System -- Smear Analysis**

Date: 12/13/94  
 Counting Unit id: 1  
 Data file name: C:\LBXL\UNIT1\B01-037.XLD  
 Batch Ended: 12/7/94 15:54  
 Crosstalk Correction: Not Applied

Alpha activity action level (DPM): 20.00  
 Beta activity action level (DPM): 200.00  
 Certainty level for MDA and flags: 95.00%  
 High Voltage Setting: 1410

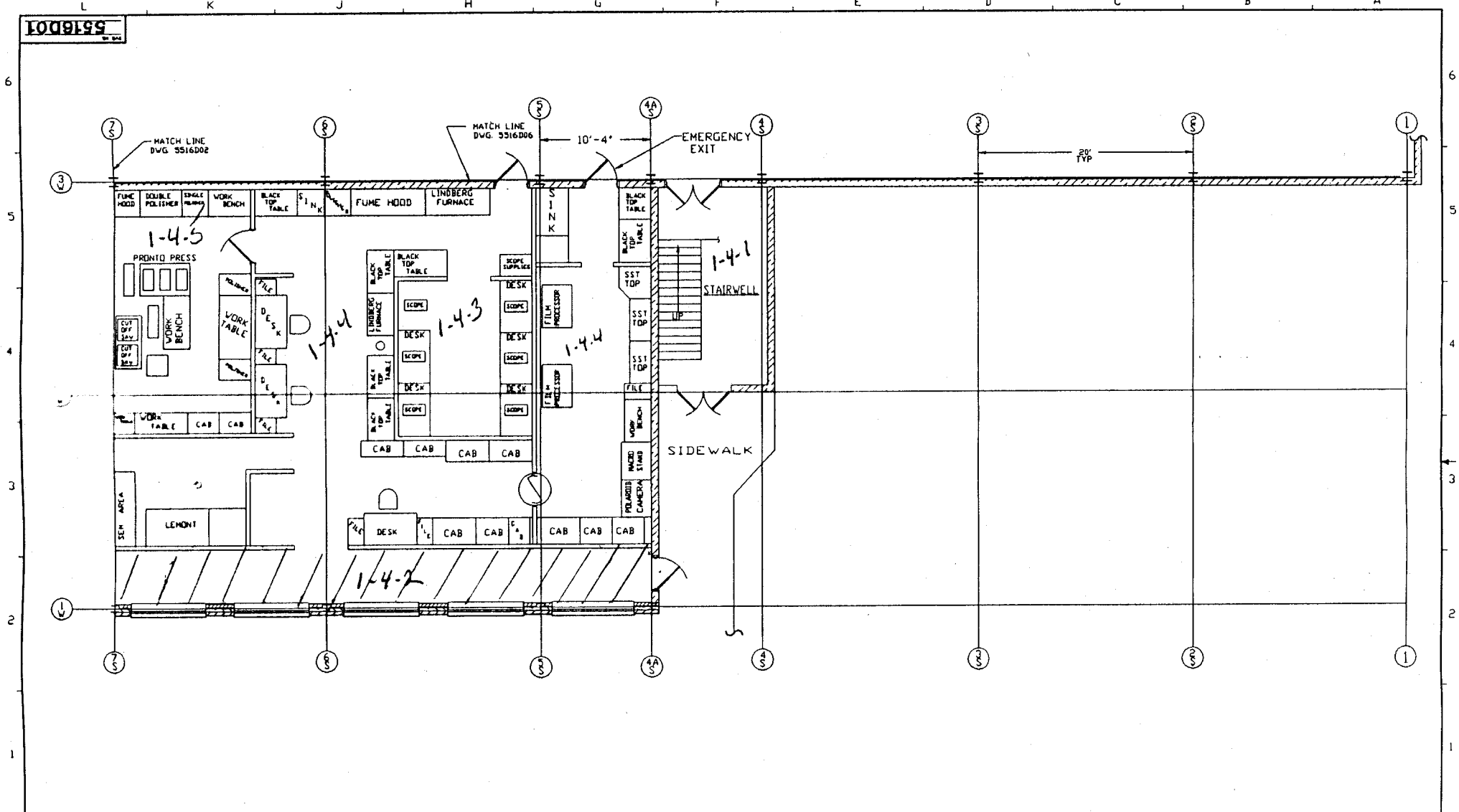
Application Revision: 3  
 Application Version: Standard

Batch ID: Blairsville 1-4-2 lower

Carrier	Alpha Activity				Beta Activity				Count time (min)	Alpha CPM	Beta CPM	Completion Date - Time
	DPM	$\sigma$	flags	MDA	DPM	$\sigma$	flags	MDA				
67	-0.434	1.17	<MDA	5.53	-2.42	1.38	<MDA	11.18	2.00	-0.186	-0.89	12/7/94 15:36
68	-0.434	1.17	<MDA	5.53	0.29	2.37	<MDA	11.18	2.00	-0.186	0.11	12/7/94 15:38
69	-0.434	1.17	<MDA	5.53	1.65	2.73	<MDA	11.18	2.00	-0.186	0.61	12/7/94 15:40
70	-0.434	1.17	<MDA	5.53	3.00	3.05	<MDA	11.18	2.00	-0.186	1.11	12/7/94 15:43
71	0.735	1.17	<MDA	5.53	-2.42	1.38	<MDA	11.18	2.00	0.314	-0.89	12/7/94 15:45
72	0.735	1.17	<MDA	5.53	3.00	3.05	<MDA	11.18	2.00	0.314	1.11	12/7/94 15:47
73	-0.434	1.17	<MDA	5.53	3.00	3.05	<MDA	11.18	2.00	-0.186	1.11	12/7/94 15:49
74	0.735	1.17	<MDA	5.53	8.43	4.08	<AL	11.18	2.00	0.314	3.11	12/7/94 15:51
75	-0.434	1.17	<MDA	5.53	1.65	2.73	<MDA	11.18	2.00	-0.186	0.61	12/7/94 15:54

Alpha efficiency log file: pu239ab Alpha Efficiency: 42.75% Alpha to Beta Crosstalk: 5.85% Alpha Background (CPM): 0.185714286 Alpha Correction Factor: 1.000
Beta efficiency log file: tc99ab Beta Efficiency: 36.84% Beta into Alpha Crosstalk: 0.03% Beta Background (CPM): 1.392857143 Beta Correction Factor: 1.000

5516D01



REVISIONS 1 2 3 4 5 6 7 8 9 10	5516D01 5516D02 3D42710	WESTINGHOUSE PROPRIETARY DATA THIS DOCUMENT CONTAINS PROPRIETARY AND CONFIDENTIAL INFORMATION OF THE WESTINGHOUSE ELECTRIC CORPORATION. IT IS TO BE KEPT UNDER STRICTLY CONFIDENTIAL CONTROL AND IS TO BE REPRODUCED OR TRANSMITTED IN ANY FORM OR BY ANY MEANS WITHOUT THE WRITTEN PERMISSION OF THE WESTINGHOUSE ELECTRIC CORPORATION.	ALL BY: V. SLAVSON DATE: 1/17/74 DES: CME APP:	Westinghouse Electric Corporation SPECIALTY METALS PLANT BLAIRSVILLE, PA USA MAIN BUILDING EQUIPMENT LAYOUT OF LABS	SCALE: 25 = 12 SHEET: 1 OF 1 SHEETS ENCL. NO.: 5516D01 REV: 3	
	1-4-5 1-4-3 1-4-4 1-4-2	MATCH LINE DVG. 5516D06	10'-4"	28' TYP	EMERGENCY EXIT	STAIRWELL
	SINK	SCOPE SUPPLIES	FILM PROCESSOR	POLAROID CAMERA STAND	SIDEWALK	WORK BENCH
	FUME HOOD	LINDBERG FURNACE	SCOPE	DESK	CAB	CAB
	WORK BENCH	BLACK TOP TABLE	BLACK TOP TABLE	BLACK TOP TABLE	BLACK TOP TABLE	BLACK TOP TABLE



# Blairsville Point Survey Form #003

Survey Serial #:	01-038
------------------	--------

Survey Section:	1
-----------------	---

Survey Unit:	4
--------------	---

Survey Sub-unit:	3
------------------	---

Classification:	3
-----------------	---

Survey Type:	Lower
--------------	-------

Survey Date:	11/30/94
--------------	----------

Count Date:	12/8/94
-------------	---------


Alpha Survey Instruments				
Inst. S/N	Inst. Code	Eff. %	Corr. Fac.	Bkg. CPM
1517	7	19.1	5.24	5

Beta Survey Instruments				
Inst. S/N	Inst. Code	Eff. %	Corr. Fac.	Bkg. CPM
1601	13	33.4	2.99	419

Gamma or Beta/Gamma Instruments			
Inst. S/N	Inst. Code	Bkg.	Detection Type
234	23	7	Gamma
1522	22	0.011	Beta / Gamma

Alpha Counting Instruments				
Inst. S/N	Inst. Code	Eff. %	Corr. Fac.	Bkg. CPM
13295	2	42.75	2.34	0.19

Beta Counting Instruments				
Inst. S/N	Inst. Code	Eff. %	Corr. Fac.	Bkg. CPM
13295	3	36.84	2.71	1.39

Surveyor:	V. Taylor / J. Shoemaker
Signature:	

Surface Description	Coordinates		Gamma at 1m	Gamma Inst.	Beta/Gamma Contact	Beta/Gamma Code	Contact Gross 1 min. Count	Alpha Inst.	Contact Gross 1 min. Count	Beta Inst.	Scan Contact Gross CPM		Removable DPM/100 cm2	Alpha Count	Removable DPM/100 cm2	Beta Count	Comments
	X	Y	uR/hr	Code	mR/hr	Code	Alpha	Beta	Code	Code	Max Beta	Avg Beta	Alpha	Code	Beta	Code	
Floor	1	-1	10	23	0.012	22	4	7	437	13	533	400	-0.43	2	1.65	3	Tile
Floor	0	-2	7	23	0.013	22	1	7	412	13	560	380	-0.43	2	5.72	3	Tile
Floor	1	-2	8	23	0.013	22	2	7	427	13	490	380	-0.43	2	0.29	3	Tile
Floor	3	-2	8	23	0.01	22	2	7	418	13	471	340	-0.43	2	1.65	3	Tile
Floor	5	-2	8	23	0.01	22	1	7	369	13	511	330	-0.43	2	-1.07	3	Tile
Floor	4	-1	7	23	0.011	22	2	7	409	13	439	340	-0.43	2	4.36	3	Tile
Floor	2	-3	8	23	0.012	22	2	7	435	13	489	300	-0.43	2	1.65	3	Tile
Floor	2	-1	9	23	0.01	22	2	7	393	13	492	320	0.74	2	0.29	3	Tile

**LB5100-W Low Background Counting System – Smear Analysis**

Date: 12/13/94  
 Counting Unit id: 1  
 Data file name: C:\LBXL\UNIT1\B01-038.XLD  
 Batch Ended: 12/8/94 10:39  
 Crosstalk Correction: Not Applied

Alpha activity action level (DPM): 20.00  
 Beta activity action level (DPM): 200.00  
 Certainty level for MDA and flags: 95.00%  
 High Voltage Setting: 1410

Application Revision: 3  
 Application Version: Standard

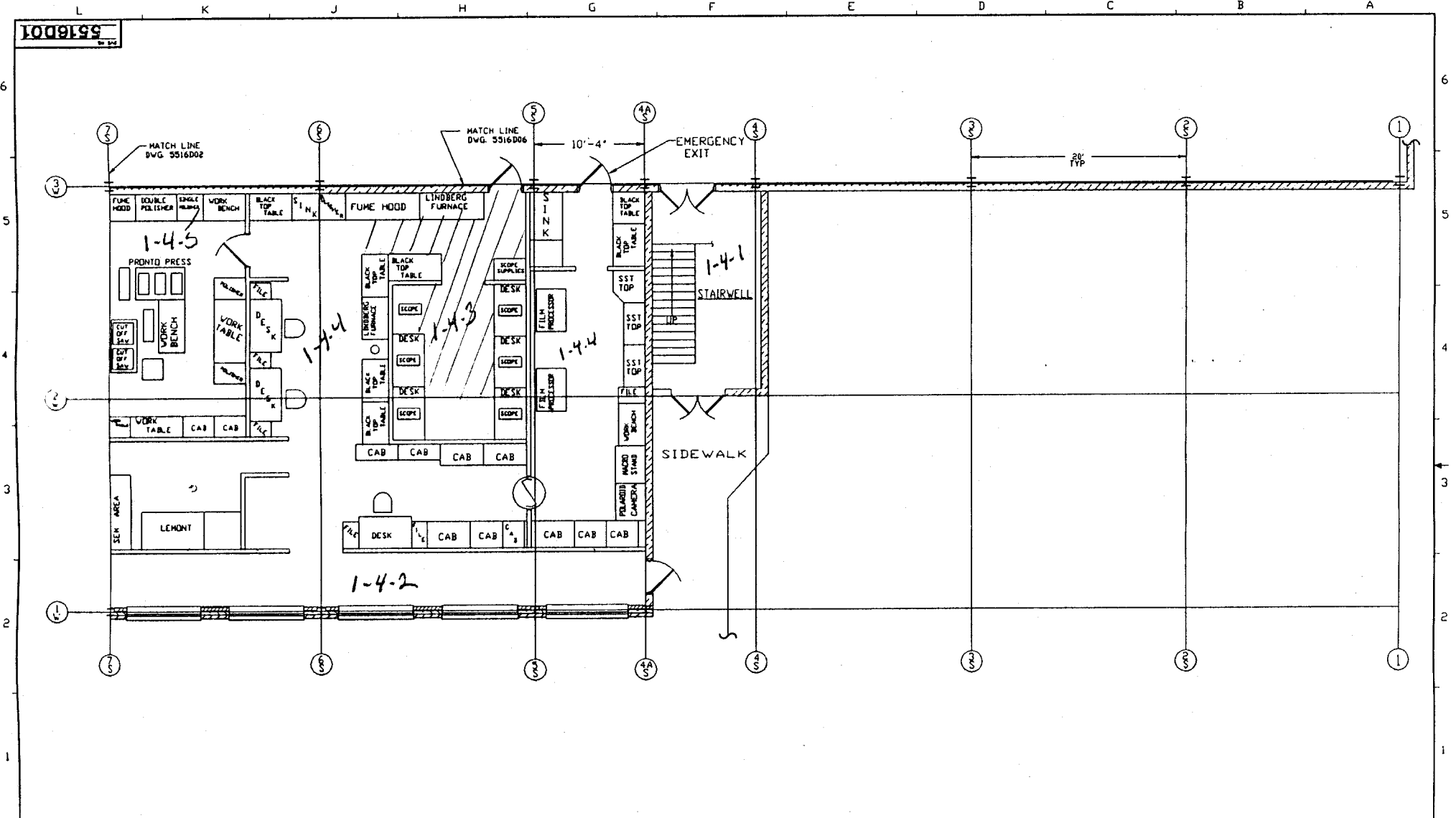
Alpha efficiency log file: pu239ab  
 Alpha Efficiency: 42.75%  
 Alpha to Beta Crosstalk: 5.85%  
 Alpha Background (CPM): 0.185714286  
 Alpha Correction Factor: 1.000

Beta efficiency log file: tc99ab  
 Beta Efficiency: 36.84%  
 Beta into Alpha Crosstalk: 0.03%  
 Beta Background (CPM): 1.392857143  
 Beta Correction Factor: 1.000

Batch ID: Blairsville 1-43-1 lower

Carrier	Alpha Activity				Beta Activity				Count time (min)	Alpha CPM	Beta CPM	Completion Date - Time
	DPM	$\sigma$	flags	MDA	DPM	$\sigma$	flags	MDA				
1	-0.434	1.17	<MDA	5.53	1.65	2.73	<MDA	11.18	2.00	-0.186	0.61	12/8/94 10:23
2	-0.434	1.17	<MDA	5.53	5.72	3.60	<AL	11.18	2.00	-0.186	2.11	12/8/94 10:26
3	-0.434	1.17	<MDA	5.53	0.29	2.37	<MDA	11.18	2.00	-0.186	0.11	12/8/94 10:28
4	-0.434	1.17	<MDA	5.53	1.65	2.73	<MDA	11.18	2.00	-0.186	0.61	12/8/94 10:30
5	-0.434	1.17	<MDA	5.53	-1.07	1.94	<MDA	11.18	2.00	-0.186	-0.39	12/8/94 10:32
6	-0.434	1.17	<MDA	5.53	4.36	3.34	<AL	11.18	2.00	-0.186	1.61	12/8/94 10:34
7	-0.434	1.17	<MDA	5.53	1.65	2.73	<MDA	11.18	2.00	-0.186	0.61	12/8/94 10:37
8	0.735	1.17	<MDA	5.53	0.29	2.37	<MDA	11.18	2.00	0.314	0.11	12/8/94 10:39

5516D01



DATE: 10/27/55  
 DRAWN BY: [Name]  
 CHECKED BY: [Name]

5516D01  
 1-4-1  
 1-4-2  
 1-4-3  
 1-4-4  
 1-4-5

WESTINGHOUSE PROPRIETARY DATA  
 THIS DOCUMENT CONTAINS PROPRIETARY INFORMATION OF THE WESTINGHOUSE ELECTRIC CORPORATION. IT IS TO BE KEPT IN CONFIDENTIALITY AND NOT TO BE REPRODUCED OR DISCLOSED TO OTHERS WITHOUT THE PRIOR WRITTEN PERMISSION OF THE WESTINGHOUSE ELECTRIC CORPORATION.

REV BY: V. CLAYSON  
 DATE: 10/27/55  
 1017-200-5555  
 262

<b>Westinghouse Electric Corporation</b> SPECIALTY METALS PLANT, BUAIRSVILLE, PA USA	
TITLE: MAIN BUILDING EQUIPMENT LAYOUT OF LABS	
SHEET: 25 OF 32 5516D01	REV: 3

## Blairsville Point Survey Form #003

Survey Serial #:	01-039
Survey Section:	1
Survey Unit:	4
Survey Sub-unit:	4

Alpha Survey Instruments				
Inst. S/N	Inst. Code	Eff. %	Corr. Fac.	Bkg. CPM
1517	7	19.1	5.24	0

Beta Survey Instruments				
Inst. S/N	Inst. Code	Eff. %	Corr. Fac.	Bkg. CPM
1601	13	33.4	2.99	543

Gamma or Beta/Gamma Instruments			
Inst. S/N	Inst. Code	Bkg.	Detection Type
234	23	9	Gamma
1522	22	0.016	Beta / Gamma

Classification:	3
Survey Type:	Lower

Alpha Counting Instruments				
Inst. S/N	Inst. Code	Eff. %	Corr. Fac.	Bkg. CPM
13295	2	42.75	2.34	0.19

Beta Counting Instruments				
Inst. S/N	Inst. Code	Eff. %	Corr. Fac.	Bkg. CPM
13295	3	36.84	2.71	1.39

Surveyor:	V. Taylor / J. Shoemaker
Signature:	<i>V. Taylor / J. Shoemaker</i>

Surface Description	Coordinates		Gamma at 1m uR/hr	Gamma Inst. Code	Beta/Gamma Contact mR/hr	Beta/Gamma Code	Contact Gross 1 min. Count Alpha	Alpha Inst. Code	Contact Gross 1 min. Count Beta	Beta Inst. Code	Scan Contact Gross CPM		Removable DPM/100 cm2 Alpha	Alpha Count Code	Removable DPM/100 cm2 Beta	Beta Count Code	Comments
	X	Y									Max Beta	Avg Beta					
	Floor	0.5									0	9					
Floor	2	-2	8	23	0.013	22	2	7	512	13	614	460	-0.43	2	-3.78	3	Tile
Floor	4	-2	7	23	0.016	22	2	7	517	13	567	420	-0.43	2	0.29	3	Tile
Floor	6	-2	8	23	0.013	22	3	7	483	13	583	410	-0.43	2	-1.07	3	Tile
Floor	8	-2	11	23	0.015	22	0	7	598	13	640	480	-0.43	2	0.29	3	Tile
Floor	10	-2	10	23	0.019	22	2	7	520	13	644	320	-0.43	2	1.65	3	Tile
Floor	9	-1	9	23	0.011	22	0	7	563	13	598	325	-0.43	2	0.29	3	Tile
Floor	9	1	8	23	0.016	22	2	7	514	13	559	320	-0.43	2	0.29	3	Tile
Floor	8.5	2	8	23	0.015	22	2	7	457	13	659	400	-0.43	2	-1.07	3	Tile
Floor	8.5	4	8	23	0.013	22	0	7	510	13	643	400	-0.43	2	-1.07	3	Tile
Floor	7.5	-4	8	23	0.012	22	4	7	512	13	649	400	-0.43	2	3.00	3	Tile
Floor	7.5	-6	7	23	0.014	22	3	7	545	13	606	375	-0.43	2	-2.42	3	Tile
Floor	9	-6	8	23	0.016	22	1	7	520	13	563	380	-0.43	2	0.29	3	Tile



**LB5100-W Low Background Counting System – Smear Analysis**

Date: 12/13/94  
 Counting Unit id: 1  
 Data file name: C:\LBXL\UNIT1\B01-039.XLD  
 Batch Ended: 12/8/94 11:07  
 Crosstalk Correction: Not Applied

Alpha activity action level (DPM): 20.00  
 Beta activity action level (DPM): 200.00  
 Certainty level for MDA and flags: 95.00%  
 High Voltage Setting: 1410

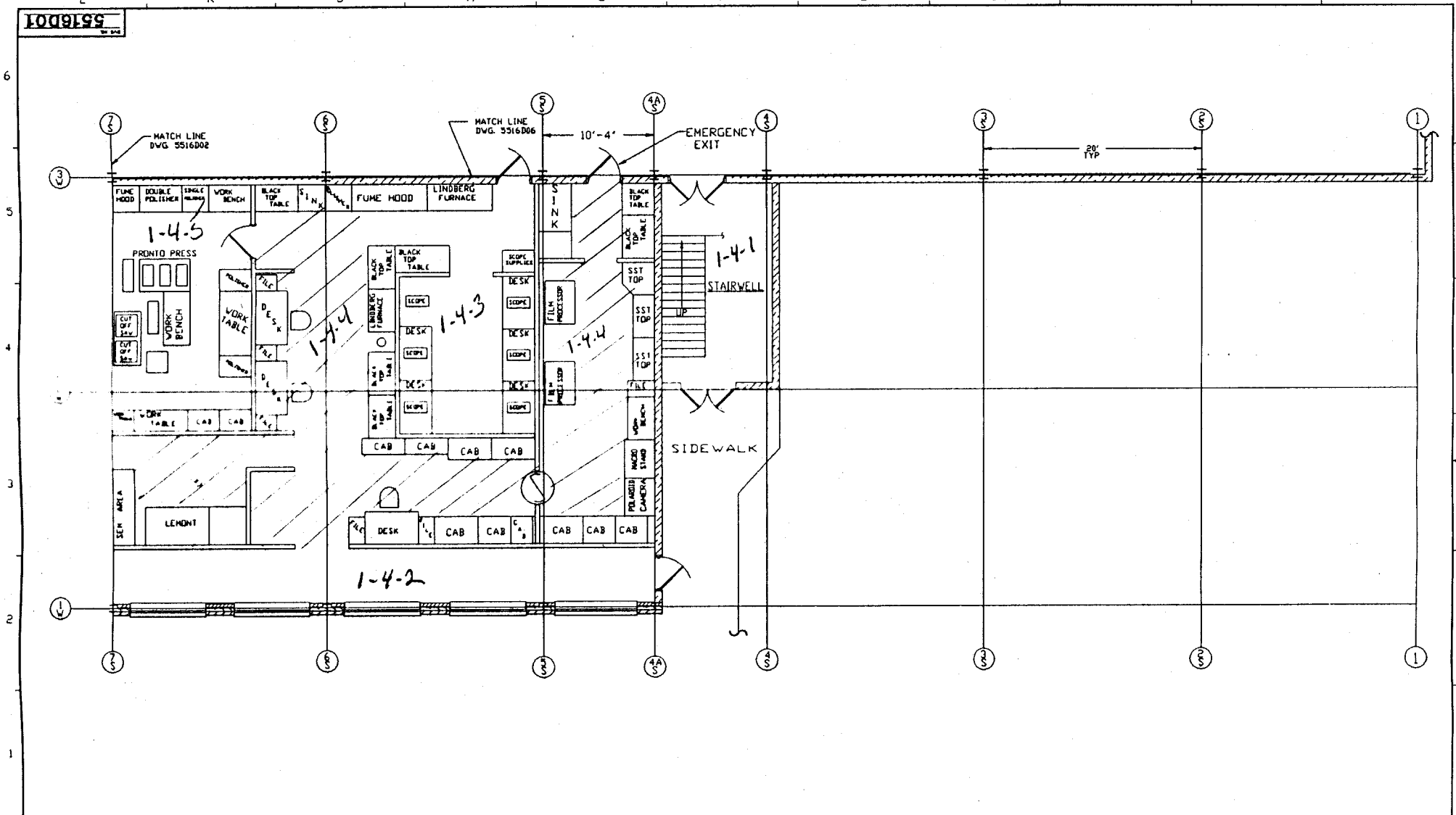
Application Revision: 3  
 Application Version: Standard

Batch ID: Blairsville 1-4-4 lower

Alpha efficiency log file: pu239ab Alpha Efficiency: 42.75% Alpha to Beta Crosstalk: 5.85% Alpha Background (CPM): 0.185714286 Alpha Correction Factor: 1.000			
Beta efficiency log file: tc99ab Beta Efficiency: 36.84% Beta into Alpha Crosstalk: 0.03% Beta Background (CPM): 1.392857143 Beta Correction Factor: 1.000			
Count time (min)	Alpha CPM	Beta CPM	Completion Date - Time
2.00	-0.186	-0.39	12/8/94 10:41
2.00	-0.186	-1.39	12/8/94 10:43
2.00	-0.186	0.11	12/8/94 10:45
2.00	-0.186	-0.39	12/8/94 10:48
2.00	-0.186	0.11	12/8/94 10:50
2.00	-0.186	0.61	12/8/94 10:52
2.00	-0.186	0.11	12/8/94 10:54
2.00	-0.186	0.11	12/8/94 10:56
2.00	-0.186	-0.39	12/8/94 10:59
2.00	-0.186	-0.39	12/8/94 11:01
2.00	-0.186	1.11	12/8/94 11:03
2.00	-0.186	-0.89	12/8/94 11:05
2.00	-0.186	0.11	12/8/94 11:07

Carrier	Alpha Activity				Beta Activity			
	DPM	$\sigma$	flags	MDA	DPM	$\sigma$	flags	MDA
9	-0.434	1.17	<MDA	5.53	-1.07	1.94	<MDA	11.18
10	-0.434	1.17	<MDA	5.53	-3.78	1.38	<MDA	11.18
11	-0.434	1.17	<MDA	5.53	0.29	2.37	<MDA	11.18
12	-0.434	1.17	<MDA	5.53	-1.07	1.94	<MDA	11.18
13	-0.434	1.17	<MDA	5.53	0.29	2.37	<MDA	11.18
14	-0.434	1.17	<MDA	5.53	1.65	2.73	<MDA	11.18
15	-0.434	1.17	<MDA	5.53	0.29	2.37	<MDA	11.18
16	-0.434	1.17	<MDA	5.53	0.29	2.37	<MDA	11.18
17	-0.434	1.17	<MDA	5.53	-1.07	1.94	<MDA	11.18
18	-0.434	1.17	<MDA	5.53	-1.07	1.94	<MDA	11.18
19	-0.434	1.17	<MDA	5.53	3.00	3.05	<MDA	11.18
20	-0.434	1.17	<MDA	5.53	-2.42	1.38	<MDA	11.18
21	-0.434	1.17	<MDA	5.53	0.29	2.37	<MDA	11.18

5516D01



DATE	BY	CHKD	APP

REVISIONS & RADIUS NOTES	WESTINGHOUSE PROPRIETARY DATA

DESIGN	DATE

**Westinghouse Electric Corporation**  
 SPECIALTY METALS PLANT, BLAIRSVILLE, PA. USA.

**MAIN BUILDING EQUIPMENT LAYOUT OC LABS**

SCALE: 23 = 12  
 SHEET 1 OF 1  
 DRAWING NO. **5516D01**  
 REV. **3**

## Blairsville Point Survey Form #003

Survey Serial #:	01-040
------------------	--------

Survey Section:	1
-----------------	---

Survey Unit:	4
--------------	---

Survey Sub-unit:	5
------------------	---

Classification:	3
-----------------	---

Survey Type:	Lower
--------------	-------

Survey Date:	11/30/94
--------------	----------

Count Date:	12/8/94
-------------	---------


Alpha Survey Instruments				
Inst. S/N	Inst. Code	Eff. %	Corr. Fac.	Bkg. CPM
1517	7	19.1	5.24	1

Alpha Counting Instruments				
Inst. S/N	Inst. Code	Eff. %	Corr. Fac.	Bkg. CPM
13295	2	42.75	2.34	0.19

Beta Survey Instruments				
Inst. S/N	Inst. Code	Eff. %	Corr. Fac.	Bkg. CPM
1601	13	33.4	2.99	481

Beta Counting Instruments				
Inst. S/N	Inst. Code	Eff. %	Corr. Fac.	Bkg. CPM
13295	3	36.84	2.71	1.39

Gamma or Beta/Gamma Instruments			
Inst. S/N	Inst. Code	Bkg.	Detection Type
234	23	7	Gamma
1522	22	0.01	Beta / Gamma

Surveyor:	V. Taylor / J. Shoemaker
Signature:	

Surface Description	Coordinates		Gamma at 1m uR/hr	Gamma Inst. Code	Beta/Gamma Contact mR/hr	Beta/Gamma Code	Contact Gross 1 min. Count Alpha	Alpha Inst. Code	Contact Gross 1 min. Count Beta	Beta Inst. Code	Scan Contact Gross CPM		Removable DPM/100 cm2 Alpha	Alpha Count Code	Removable DPM/100 cm2 Beta	Beta Count Code	Comments
	X	Y									Max Beta	Avg Beta					
Floor	1.5	0	7	23	0.014	22	5	7	475	13	459	390	0.74	2	-1.07	3	Tile
Floor	5.5	-1.3	8	23	0.01	22	3	7	480	13	474	390	-0.43	2	1.65	3	Tile
Floor	3.5	-3.3	8	23	0.016	22	2	7	436	13	506	430	0.74	2	1.65	3	Tile

**LB5100-W Low Background Counting System – Smear Analysis**

Date: 12/14/94  
 Counting Unit id: 1  
 Data file name: C:\LBXL\UNIT1\B01-040.XLD  
 Batch Ended: 12/8/94 11:14  
 Crosstalk Correction: Not Applied

Alpha activity action level (DPM): 20.00  
 Beta activity action level (DPM): 200.00  
 Certainty level for MDA and flags: 95.00%  
 High Voltage Setting: 1410

Application Revision: 3  
 Application Version: Standard

Batch ID: Blairsville 1-4-5 lower

Carrier	Alpha Activity				Beta Activity				Count time (min)	Alpha CPM	Beta CPM	Completion Date - Time
	DPM	$\sigma$	flags	MDA	DPM	$\sigma$	flags	MDA				
22	0.735	1.17	<MDA	5.53	-1.07	1.94	<MDA	11.18	2.00	0.314	-0.39	12/8/94 11:10
23	-0.434	1.17	<MDA	5.53	1.65	2.73	<MDA	11.18	2.00	-0.186	0.61	12/8/94 11:12
24	0.735	1.17	<MDA	5.53	1.65	2.73	<MDA	11.18	2.00	0.314	0.61	12/8/94 11:14

Alpha efficiency log file: pu239ab Alpha Efficiency: 42.75% Alpha to Beta Crosstalk: 5.85% Alpha Background (CPM): 0.185714286 Alpha Correction Factor: 1.000
Beta efficiency log file: tc99ab Beta Efficiency: 36.84% Beta into Alpha Crosstalk: 0.03% Beta Background (CPM): 1.392857143 Beta Correction Factor: 1.000



## Blairsville Point Survey Form #003

Survey Serial #:	01-041
Survey Section:	1
Survey Unit:	4
Survey Sub-unit:	6

Alpha Survey Instruments				
Inst. S/N	Inst. Code	Eff. %	Corr. Fac.	Bkg. CPM
1517	7	19.1	5.24	1

Beta Survey Instruments				
Inst. S/N	Inst. Code	Eff. %	Corr. Fac.	Bkg. CPM
1601	13	33.4	2.99	478


Gamma or Beta/Gamma Instruments			
Inst. S/N	Inst. Code	Bkg.	Detection Type
234	23	7	Gamma
1522	22	0.015	Beta / Gamma

Classification:	3
Survey Type:	Lower

Alpha Counting Instruments				
Inst. S/N	Inst. Code	Eff. %	Corr. Fac.	Bkg. CPM
13295	2	42.75	2.34	0.19

Beta Counting Instruments				
Inst. S/N	Inst. Code	Eff. %	Corr. Fac.	Bkg. CPM
13295	3	36.84	2.71	1.39

Survey Date:	11/30/94
Count Date:	12/8/94

Surveyor:	M. Taylor / J. Shoemaker
Signature:	

Surface Description	Coordinates		Gamma at 1m	Gamma Inst.	Beta/Gamma Contact	Beta/Gamma	Contact Gross 1 min. Count	Alpha Inst.	Contact Gross 1 min. Count	Beta Inst.	Scan Contact Gross CPM		Removable DPM/100 cm2	Alpha Count	Removable DPM/100 cm2	Beta Count	Comments
			uR/hr	Code	mR/hr	Code	Alpha	Code	Beta	Code	Max Beta	Avg Beta	Alpha	Code	Beta	Code	
	X	Y															
Floor	1.5	-1.5	7	23	0.018	22	1	7	439	13	534	400	-0.43	2	-1.07	3	Tile
Floor	5.5	-1.5	8	23	0.01	22	4	7	467	13	515	410	0.74	2	1.65	3	Tile
Floor	9	-2	8	23	0.18	22	6	7	472	13	604	435	-0.43	2	3.00	3	Tile
Floor	9	-5	8	23	0.01	22	6	7	485	13	434	250	-0.43	2	-3.78	3	Tile
Floor	9	-8	7	23	0.014	22	0	7	262	13	366	280	-0.43	2	-1.07	3	Carpet
Floor	4.5	-9	6	23	0.011	22	4	7	485	13	508	430	-0.43	2	3.00	3	Tile
Floor	7	-10.5	7	23	0.011	22	4	7	473	13	371	300	-0.43	2	-1.07	3	Tile
Floor	5	-1.5	6	23	0.015	22	2	7	461	13	533	436	-0.43	2	-2.42	3	Tile

**LB5100-W Low Background Counting System -- Smear Analysis**

Date: 12/14/94  
 Counting Unit id: 1  
 Data file name: C:\LBXL\UNIT1\B01-041.XLD  
 Batch Ended: 12/8/94 11:32  
 Crosstalk Correction: Not Applied

Alpha activity action level (DPM): 20.00  
 Beta activity action level (DPM): 200.00  
 Certainty level for MDA and flags: 95.00%  
 High Voltage Setting: 1410

Application Revision: 3  
 Application Version: Standard

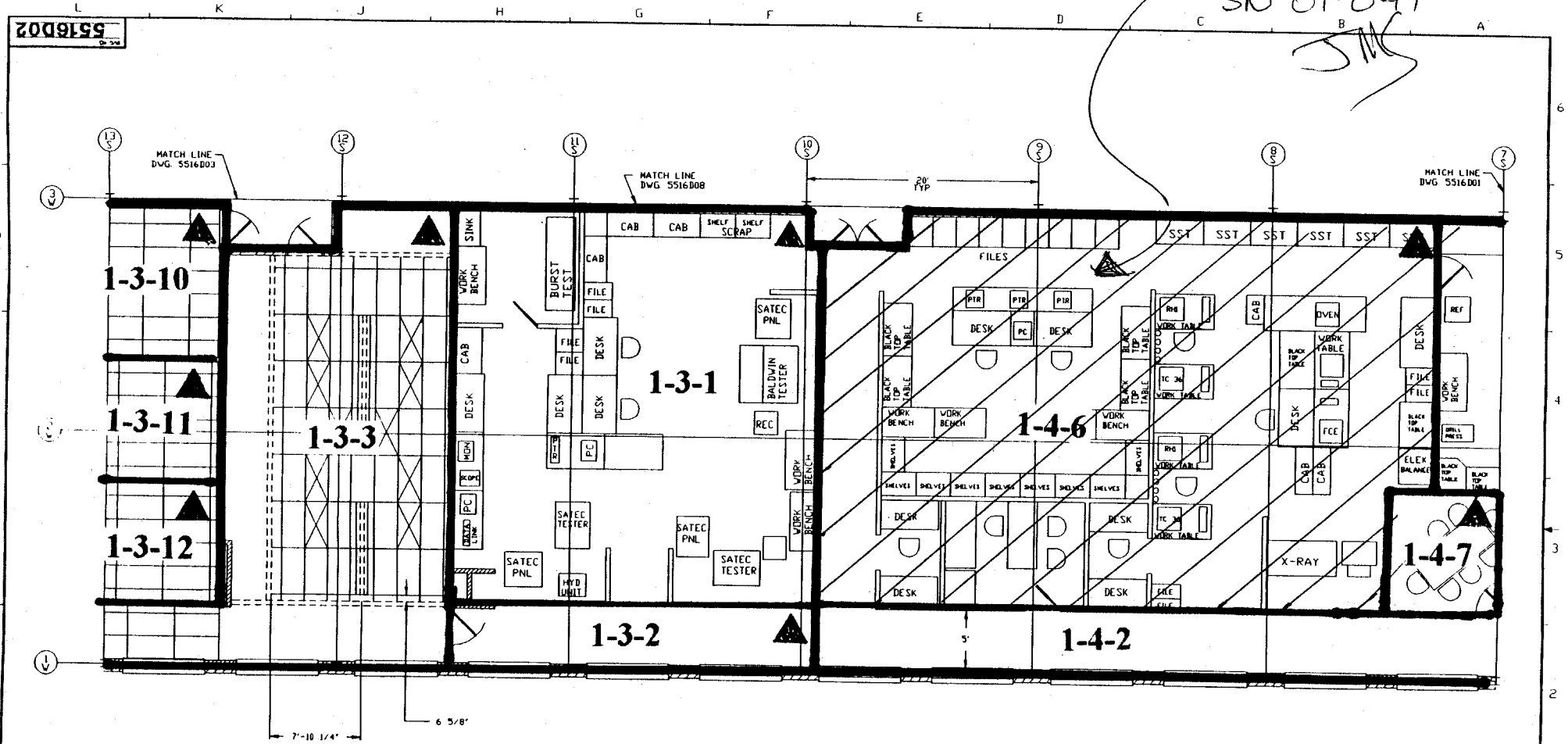
Alpha efficiency log file: pu239ab  
 Alpha Efficiency: 42.75%  
 Alpha to Beta Crosstalk: 5.85%  
 Alpha Background (CPM): 0.185714286  
 Alpha Correction Factor: 1.000

Beta efficiency log file: tc99ab  
 Beta Efficiency: 36.84%  
 Beta into Alpha Crosstalk: 0.03%  
 Beta Background (CPM): 1.392857143  
 Beta Correction Factor: 1.000

Batch ID: Blairsville 1-4-6 lower

Carrier	Alpha Activity				Beta Activity				Count time (min)	Alpha CPM	Beta CPM	Completion Date - Time
	DPM	$\sigma$	flags	MDA	DPM	$\sigma$	flags	MDA				
25	-0.434	1.17	<MDA	5.53	-1.07	1.94	<MDA	11.18	2.00	-0.186	-0.39	12/8/94 11:16
26	0.735	1.17	<MDA	5.53	1.65	2.73	<MDA	11.18	2.00	0.314	0.61	12/8/94 11:18
27	-0.434	1.17	<MDA	5.53	3.00	3.05	<MDA	11.18	2.00	-0.186	1.11	12/8/94 11:21
28	-0.434	1.17	<MDA	5.53	-3.78	1.38	<MDA	11.18	2.00	-0.186	-1.39	12/8/94 11:23
29	-0.434	1.17	<MDA	5.53	-1.07	1.94	<MDA	11.18	2.00	-0.186	-0.39	12/8/94 11:25
30	-0.434	1.17	<MDA	5.53	3.00	3.05	<MDA	11.18	2.00	-0.186	1.11	12/8/94 11:27
31	-0.434	1.17	<MDA	5.53	-1.07	1.94	<MDA	11.18	2.00	-0.186	-0.39	12/8/94 11:30
32	-0.434	1.17	<MDA	5.53	-2.42	1.38	<MDA	11.18	2.00	-0.186	-0.89	12/8/94 11:32

AREA OF SURVEY 1-4-6  
 SN 01-041  
*JMK*



NOTE: ▲ DESIGNATES NORTHERN MOST WEST CORNER (0, 0 Reference point)

4	5
6	7
8	9
10	11
12	13
14	15
16	17
18	19
20	21
22	23
24	25
26	27
28	29
30	31
32	33
34	35
36	37
38	39
40	41
42	43
44	45
46	47
48	49
50	51
52	53
54	55
56	57
58	59
60	61
62	63
64	65
66	67
68	69
70	71
72	73
74	75
76	77
78	79
80	81
82	83
84	85
86	87
88	89
90	91
92	93
94	95
96	97
98	99
100	101

TELEPHONE & MAILING NOTES  
 THESE SPACES RESERVED  
 DRAWING MADE BY: [blank]  
 CHECKED BY: [blank]  
 APPROVED BY: [blank]  
 DATE: [blank]

WESTINGHOUSE PROPRIETARY DATA  
 THIS DOCUMENT CONTAINS PROPRIETARY INFORMATION OF THE WESTINGHOUSE ELECTRIC CORPORATION. IT IS LOANED TO YOU IN CONFIDENCE AND IS NOT TO BE REPRODUCED OR TRANSMITTED IN ANY FORM OR BY ANY MEANS, ELECTRONIC OR MECHANICAL, INCLUDING PHOTOCOPYING, RECORDING, OR BY ANY INFORMATION STORAGE AND RETRIEVAL SYSTEM, WITHOUT THE PRIOR WRITTEN PERMISSION OF THE WESTINGHOUSE ELECTRIC CORPORATION.

DESIGN BY: CLAYSON	DATE: 1/10/74
BY: [blank]	DATE: [blank]
CHECKED BY: [blank]	DATE: [blank]
APPROVED BY: [blank]	DATE: [blank]
<b>Westinghouse Electric Corporation</b> SPECIALTY METALS PLANT BLAIRSVILLE, PA USA	
TITLE: MAIN BUILDING EQUIPMENT LAYOUT DR - 1 A/B	
SCALE: 25' = 1"	SHEET: 1 OF 1 DWG. NO: <b>5516D02</b> REV: <b>5</b>



# Blairsville Point Survey Form #003

Survey Serial #:	01-042
Survey Section:	1
Survey Unit:	35B
Survey Sub-unit:	1

Alpha Survey Instruments				
Inst. S/N	Inst. Code	Eff. %	Corr. Fac.	Bkg. CPM
1510	6	24	4.17	1

Beta Survey Instruments				
Inst. S/N	Inst. Code	Eff. %	Corr. Fac.	Bkg. CPM
1593	11	34.96	2.86	289


Gamma or Beta/Gamma Instruments			
Inst. S/N	Inst. Code	Bkg.	Detection Type
1522	22	0.01	Beta / Gamma
234	23	5	Gamma

Classification:	3
Survey Type:	Lower

Alpha Counting Instruments				
Inst. S/N	Inst. Code	Eff. %	Corr. Fac.	Bkg. CPM
13295	2	42.75	2.34	0.19

Beta Counting Instruments				
Inst. S/N	Inst. Code	Eff. %	Corr. Fac.	Bkg. CPM
13295	3	36.84	2.71	1.39

Survey Date:	11/29/94
Count Date:	12/8/94

Surveyor:	L. Smith / J. Shoemaker
Signature:	

Surface Description	Coordinates		Gamma at 1m uR/hr	Gamma Inst. Code	Beta/Gamma Contact mR/hr	Beta/Gamma Code	Contact Gross 1 min. Count Alpha	Alpha Inst. Code	Contact Gross 1 min. Count Beta	Beta Inst. Code	Scan Contact Gross CPM		Removable DPM/100 cm2 Alpha	Alpha Count Code	Removable DPM/100 cm2 Beta	Beta Count Code	Comments
	X	Y									Max Beta	Avg Beta					
Floor	10	0	5	23	0.01	22	5	6	299	11	365	290	0.74	2	3.00	3	Concrete
Floor	12	-1	5	23	0.01	22	0	6	332	11	336	260	-0.43	2	1.65	3	Concrete
Floor	12	-3	5	23	0.015	22	3	6	330	11	374	300	-0.43	2	-1.07	3	Concrete
Floor	14	-1	5	23	0.01	22	2	6	318	11	338	270	-0.43	2	1.65	3	Concrete
Floor	14	-3	5	23	0.01	22	1	6	301	11	372	290	0.74	2	1.65	3	Concrete
Floor	11	-4	5	23	0.01	22	2	6	316	11	417	300	-0.43	2	3.00	3	Concrete
Floor	13	-4	5	23	0.015	22	3	6	349	11	382	300	-0.43	2	-2.42	3	Concrete
Floor	14	-5	5	23	0.01	22	2	6	289	11	406	320	0.74	2	1.65	3	Concrete
Floor	11	-6	5	23	0.02	22	3	6	286	11	345	280	-0.43	2	-2.42	3	Concrete
Floor	13	-6	5	23	0.01	22	2	6	319	11	349	280	-0.43	2	-2.42	3	Concrete
Floor	14	-7	5	23	0.01	22	0	6	331	11	380	320	-0.43	2	4.36	3	Concrete
Floor	14	-9	5	23	0.01	22	2	6	298	11	295	260	-0.43	2	1.65	3	Concrete

**LB5100-W Low Background Counting System – Smear Analysis**

Date: 12/14/94  
 Counting Unit id: 1  
 Data file name: C:\LBXL\UNIT1\B01-042.XLD  
 Batch Ended: 12/8/94 11:58  
 Crosstalk Correction: Not Applied

Alpha activity action level (DPM): 20.00  
 Beta activity action level (DPM): 200.00  
 Certainty level for MDA and flags: 95.00%  
 High Voltage Setting: 1410

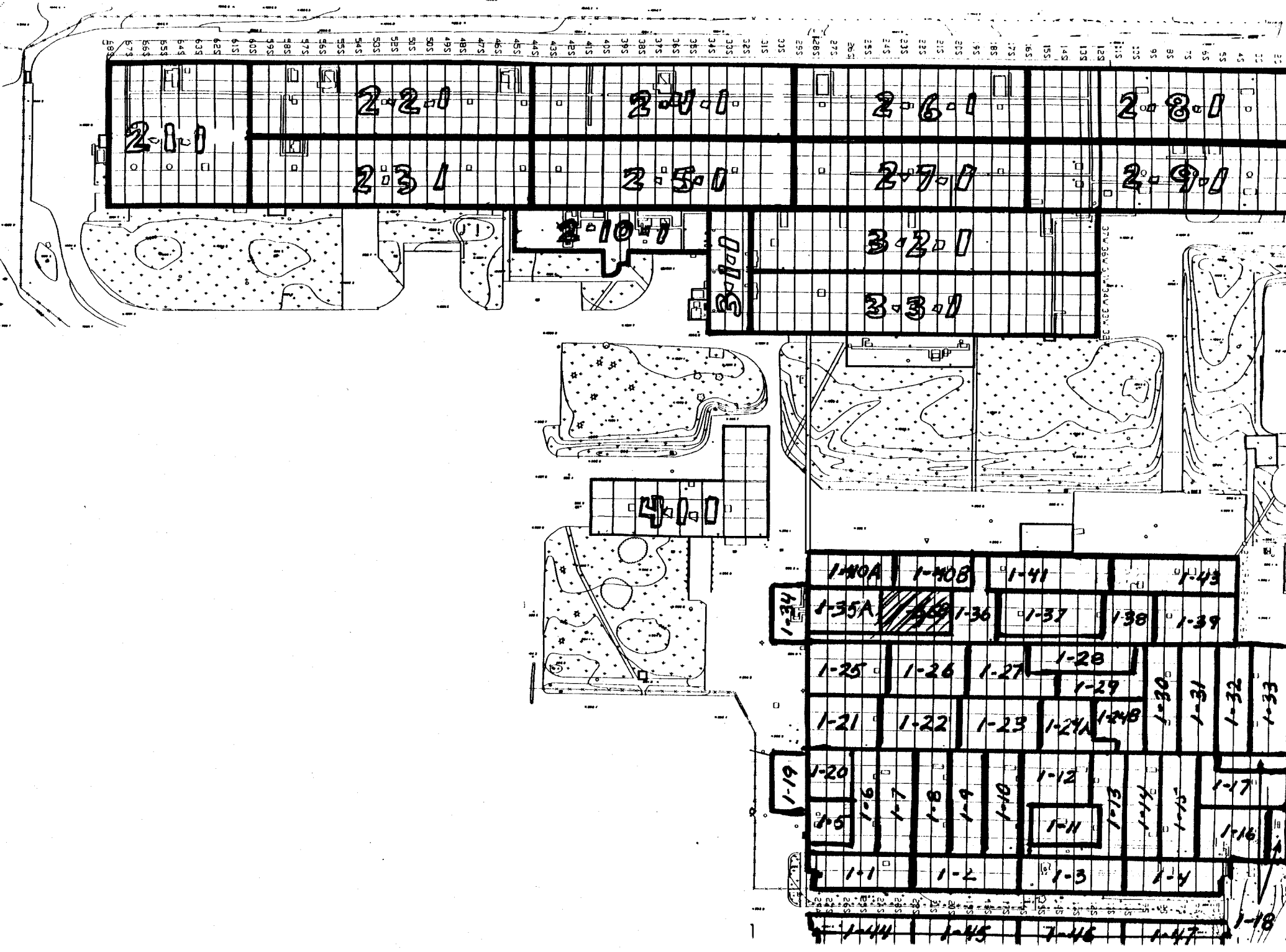
Application Revision: 3  
 Application Version: Standard

Alpha efficiency log file: pu239ab  
 Alpha Efficiency: 42.75%  
 Alpha to Beta Crosstalk: 5.85%  
 Alpha Background (CPM): 0.185714286  
 Alpha Correction Factor: 1.000

Beta efficiency log file: tc99ab  
 Beta Efficiency: 36.84%  
 Beta into Alpha Crosstalk: 0.03%  
 Beta Background (CPM): 1.392857143  
 Beta Correction Factor: 1.000

Batch ID: Blairsville 1-35B-1 lower

Carrier	Alpha Activity				Beta Activity				Count time (min)	Alpha CPM	Beta CPM	Completion Date - Time
	DPM	$\sigma$	flags	MDA	DPM	$\sigma$	flags	MDA				
33	0.735	1.17	<MDA	5.53	3.00	3.05	<MDA	11.18	2.00	0.314	1.11	12/8/94 11:34
34	-0.434	1.17	<MDA	5.53	1.65	2.73	<MDA	11.18	2.00	-0.186	0.61	12/8/94 11:36
35	-0.434	1.17	<MDA	5.53	-1.07	1.94	<MDA	11.18	2.00	-0.186	-0.39	12/8/94 11:38
36	-0.434	1.17	<MDA	5.53	1.65	2.73	<MDA	11.18	2.00	-0.186	0.61	12/8/94 11:41
37	0.735	1.17	<MDA	5.53	1.65	2.73	<MDA	11.18	2.00	0.314	0.61	12/8/94 11:43
38	-0.434	1.17	<MDA	5.53	3.00	3.05	<MDA	11.18	2.00	-0.186	1.11	12/8/94 11:45
39	-0.434	1.17	<MDA	5.53	-2.42	1.38	<MDA	11.18	2.00	-0.186	-0.89	12/8/94 11:47
40	0.735	1.17	<MDA	5.53	1.65	2.73	<MDA	11.18	2.00	0.314	0.61	12/8/94 11:49
41	-0.434	1.17	<MDA	5.53	-2.42	1.38	<MDA	11.18	2.00	-0.186	-0.89	12/8/94 11:52
42	-0.434	1.17	<MDA	5.53	-2.42	1.38	<MDA	11.18	2.00	-0.186	-0.89	12/8/94 11:54
43	-0.434	1.17	<MDA	5.53	4.36	3.34	<AL	11.18	2.00	-0.186	1.61	12/8/94 11:56
44	-0.434	1.17	<MDA	5.53	1.65	2.73	<MDA	11.18	2.00	-0.186	0.61	12/8/94 11:58



## Blairsville Point Survey Form #003

Survey Serial #: **01-043**

Survey Section: **1**

Survey Unit: **3**

Survey Sub-unit: **6**

Classification: **3**

Survey Type: **Lower**

Survey Date: **12/1/94**

Count Date: **12/8/94**

Alpha Survey Instruments				
Inst. S/N	Inst. Code	Eff. %	Corr. Fac.	Bkg. CPM
1517	7	19.1	5.24	2

Beta Survey Instruments				
Inst. S/N	Inst. Code	Eff. %	Corr. Fac.	Bkg. CPM
1601	13	33.4	2.99	231

Gamma or Beta/Gamma Instruments			
Inst. S/N	Inst. Code	Bkg.	Detection Type
234	23	7	Gamma
1522	22	0.015	Beta / Gamma

Alpha Counting Instruments				
Inst. S/N	Inst. Code	Eff. %	Corr. Fac.	Bkg. CPM
13295	2	42.75	2.34	0.19

Beta Counting Instruments				
Inst. S/N	Inst. Code	Eff. %	Corr. Fac.	Bkg. CPM
13295	3	36.84	2.71	1.39

Surveyor: **V. Taylor / J. Shoemaker**  
 Signature: \_\_\_\_\_

Surface Description	Coordinates		Gamma at 1m uR/hr	Gamma Inst. Code	Beta/Gamma Contact mR/hr	Beta/Gamma Code	Contact Gross 1 min. Count Alpha	Alpha Inst. Code	Contact Gross 1 min. Count Beta	Beta Inst. Code	Scan Contact Gross CPM		Removable DPM/100 cm2 Alpha	Alpha Count Code	Removable DPM/100 cm2 Beta	Beta Count Code	Comments
	X	Y									Max Beta	Avg Beta					
Floor	4	-10	8	23	0.018	22	1	7	244	13	312	220	-0.43	2	-1.07	3	Carpet
Floor	9	-10	8	23	0.014	22	2	7	268	13	337	250	-0.43	2	0.29	3	Carpet

**SURVEY DELETED**  
 (points mislocated)

**LB5100-W Low Background Counting System -- Smear Analysis**

Date: 12/14/94  
 Counting Unit id: 1  
 Data file name: C:\LBXL\UNIT1\B01-043.XLD  
 Batch Ended: 12/8/94 12:03  
 Crosstalk Correction: Not Applied

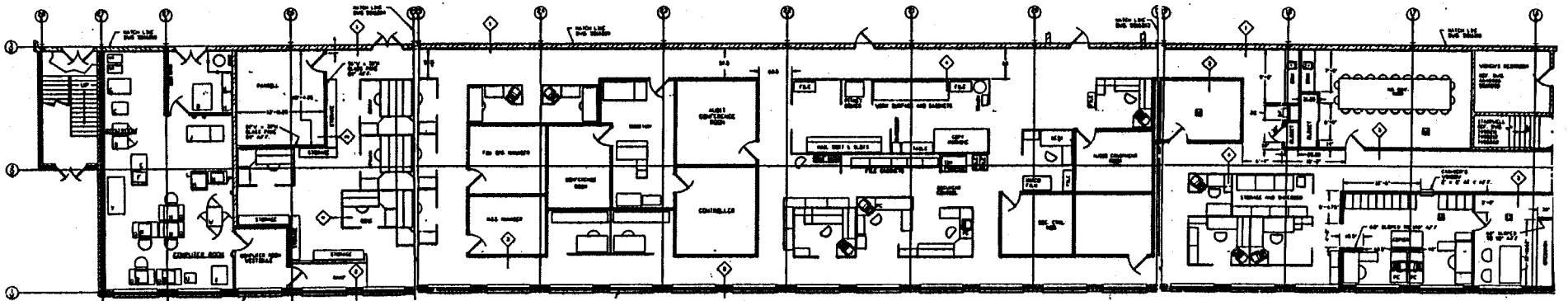
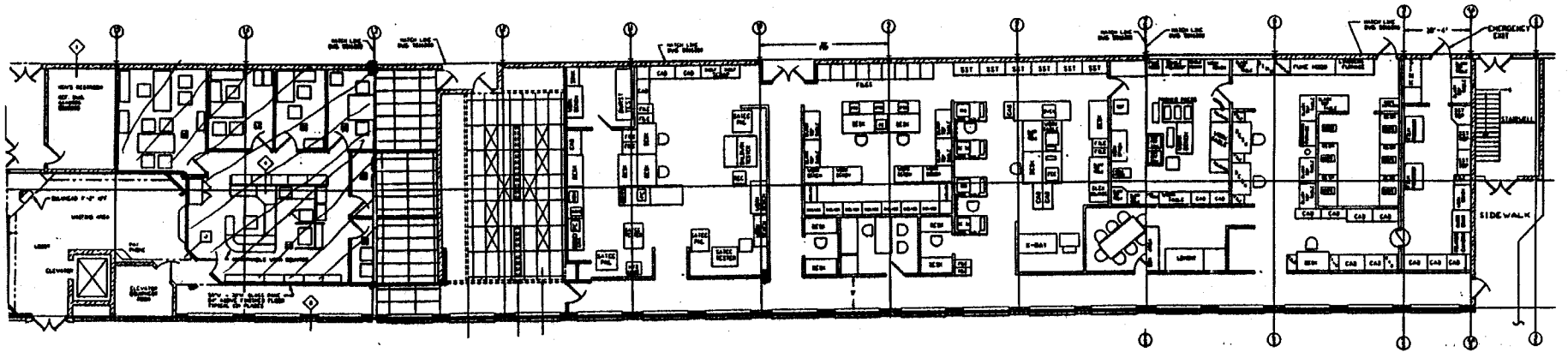
Alpha activity action level (DPM): 20.00  
 Beta activity action level (DPM): 200.00  
 Certainty level for MDA and flags: 95.00%  
 High Voltage Setting: 1410


Application Revision: 3  
 Application Version: Standard

Batch ID: Blairsville 1-3-6 lower

Carrier	Alpha Activity				Beta Activity				Count time (min)	Alpha CPM	Beta CPM	Completion Date - Time
	DPM	$\sigma$	flags	MDA	DPM	$\sigma$	flags	MDA				
45	-0.434	1.17	<MDA	5.53	-1.07	1.94	<MDA	11.18	2.00	-0.186	-0.39	12/8/94 12:00
46	-0.434	1.17	<MDA	5.53	0.29	2.37	<MDA	11.18	2.00	-0.186	0.11	12/8/94 12:03

Alpha efficiency log file: pu239ab Alpha Efficiency: 42.75% Alpha to Beta Crosstalk: 5.85% Alpha Background (CPM): 0.185714286 Alpha Correction Factor: 1.000
Beta efficiency log file: tc99ab Beta Efficiency: 36.84% Beta into Alpha Crosstalk: 0.03% Beta Background (CPM): 1.392857143 Beta Correction Factor: 1.000



 <b>Westinghouse Electric Corporation</b> SPECIALTY METALS PLANT BLAIRSVILLE, PA. USA.	
MAIN BUILDING EQUIPMENT LAYOUT OFFICE AREA	
SCALE: 1/8" = 1'-0" SHEET 1 OF 1 SHEET NO. <b>5516D04</b> REV. <b>03</b>	

## Blairsville Point Survey Form #003

Survey Serial #:	01-044
Survey Section:	1
Survey Unit:	3
Survey Sub-unit:	5

Alpha Survey Instruments				
Inst. S/N	Inst. Code	Eff. %	Corr. Fac.	Bkg. CPM
1517	7	19.1	5.24	6


Beta Survey Instruments				
Inst. S/N	Inst. Code	Eff. %	Corr. Fac.	Bkg. CPM
1601	13	33.4	2.99	560

Gamma or Beta/Gamma Instruments			
Inst. S/N	Inst. Code	Bkg.	Detection Type
234	23	12	Gamma
1522	22	0.012	Beta / Gamma

Classification:	3
Survey Type:	Lower
Survey Date:	12/1/94
Count Date:	12/8/94

Alpha Counting Instruments				
Inst. S/N	Inst. Code	Eff. %	Corr. Fac.	Bkg. CPM
13295	2	42.75	2.34	0.19

Beta Counting Instruments				
Inst. S/N	Inst. Code	Eff. %	Corr. Fac.	Bkg. CPM
13295	3	36.84	2.71	1.39

Surveyor:	V. Taylor / J. Shoemaker
Signature:	

Surface Description	Coordinates		Gamma at 1m	Gamma Inst.	Beta/Gamma Contact	Beta/Gamma Code	Contact Gross 1 min. Count	Alpha Inst. Code	Contact Gross 1 min. Count	Beta Inst. Code	Scan Contact Gross CPM		Removable DPM/100 cm2	Alpha Count	Removable DPM/100 cm2	Beta Count	Comments
	X	Y	uR/hr	Code	mR/hr	Code	Alpha	Beta	Code	Code	Max Beta	Avg Beta	Alpha	Code	Beta	Code	
	Floor	0.5	-1	15	23	0.014	22	4	7	601	13	840	500	-0.43	2	1.65	
Floor	2	-2	13	23	0.016	22	2	7	572	13	707	500	-0.43	2	0.29	3	Ceramic Tile
Floor	2	-1	13	23	0.017	22	4	7	563	13	787	520	-0.43	2	1.65	3	Ceramic Tile
Floor	4	-2	13	23	0.013	22	7	7	613	13	814	525	-0.43	2	0.29	3	Ceramic Tile

**LB5100-W Low Background Counting System -- Smear Analysis**

Date: 12/14/94  
 Counting Unit id: 1  
 Data file name: C:\LBXL\UNIT1\B01-044.XLD  
 Batch Ended: 12/8/94 12:11  
 Crosstalk Correction: Not Applied

Alpha activity action level (DPM): 20.00  
 Beta activity action level (DPM): 200.00  
 Certainty level for MDA and flags: 95.00%  
 High Voltage Setting: 1410

Application Revision: 3  
 Application Version: Standard

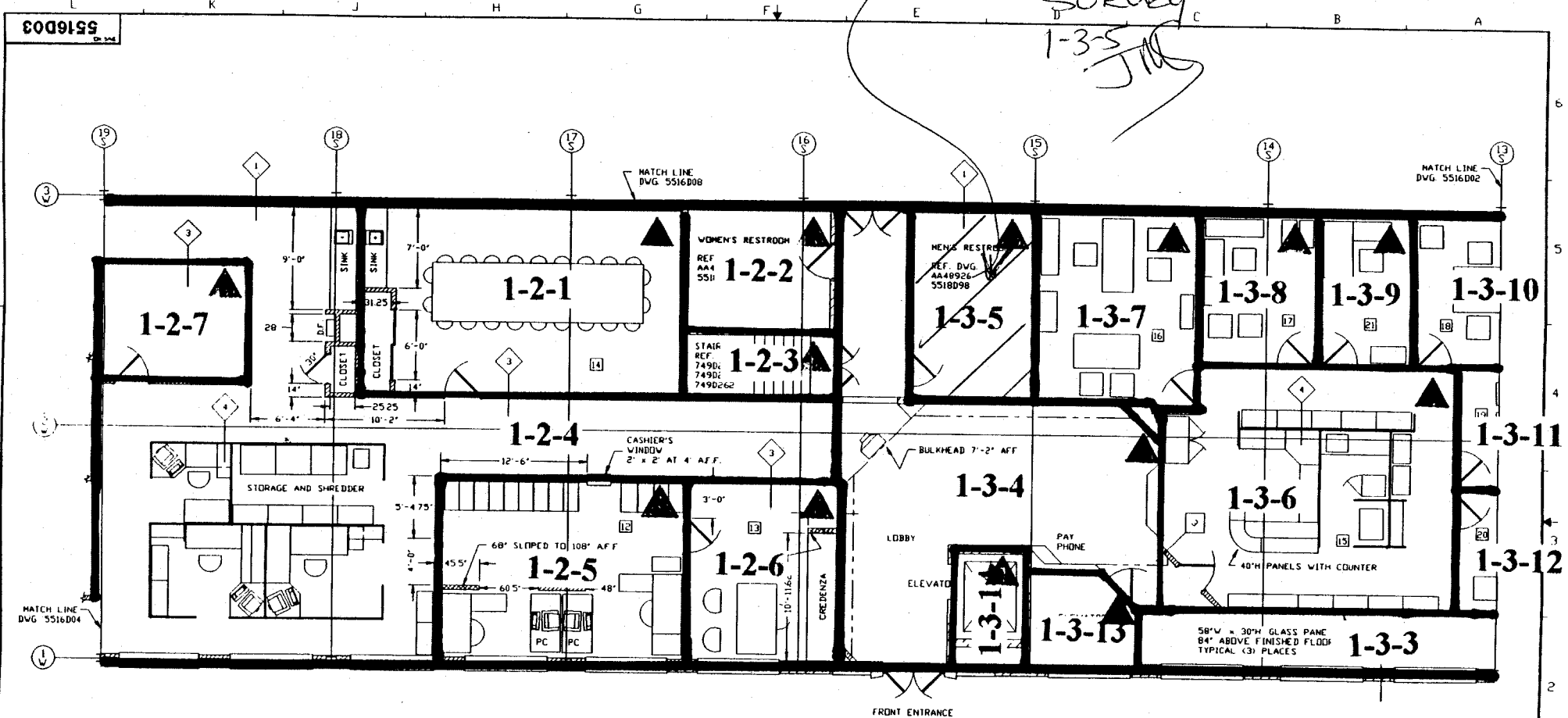
Batch ID: Blairsville 1-3-5 lower

Carrier	Alpha Activity				Beta Activity				Count time (min)	Alpha CPM	Beta CPM	Completion Date - Time
	DPM	$\sigma$	flags	MDA	DPM	$\sigma$	flags	MDA				
47	-0.434	1.17	<MDA	5.53	1.65	2.73	<MDA	11.18	2.00	-0.186	0.61	12/8/94 12:05
48	-0.434	1.17	<MDA	5.53	0.29	2.37	<MDA	11.18	2.00	-0.186	0.11	12/8/94 12:07
49	-0.434	1.17	<MDA	5.53	1.65	2.73	<MDA	11.18	2.00	-0.186	0.61	12/8/94 12:09
50	-0.434	1.17	<MDA	5.53	0.29	2.37	<MDA	11.18	2.00	-0.186	0.11	12/8/94 12:11

Alpha efficiency log file: pu239ab Alpha Efficiency: 42.75% Alpha to Beta Crosstalk: 5.85% Alpha Background (CPM): 0.185714286 Alpha Correction Factor: 1.000
Beta efficiency log file: tc99ab Beta Efficiency: 36.84% Beta into Alpha Crosstalk: 0.03% Beta Background (CPM): 1.392857143 Beta Correction Factor: 1.000



SN # 01-044  
 AREA OF  
 SURVEY  
 1-3-5  
 JTB



- LEGEND
- ◊ 8" BLOCK, 3/4" PLASTER, AND 5/8" DRYWALL
  - ◊ 4" BRICK, 4" BLOCK, 1" PLASTER, 3-1/2" WOOD FRAME W/INSULATION
  - ◊ 3-1/2" WOOD FRAME AND 5/8" DRYWALL 115' HIGH
  - ◊ WESTINGHOUSE MODULAR WALL UNITS (ASB) 60" HIGH
  - ▨ = 3-1/2" WOOD FRAME AND 5/8" DRYWALL PARTITIONS CONSTRUCTED AS NOTED

NOTE: ▲ DESIGNATES NORTHERN MOST WEST CORNER (0, 0 Reference point)

5516D03

DESIGN BY W. SLAYSON	DATE 8/11/74	<b>Westinghouse Electric Corporation</b> SPECIALTY METALS PLANT BLAIRSVILLE, PA. U.S.A.
TITLE MAIN BUILDING EQUIPMENT LAYOUT OFFICE AREA	SCALE 1" = 12'-0"	
DATE BY APP.	REV. 1 2 3	DWG. NO. <b>5516D03</b> SHEET 1 OF 1

## Blairsville Point Survey Form #003

Survey Serial #:	<b>01-045</b>
Survey Section:	1
Survey Unit:	3
Survey Sub-unit:	4

Alpha Survey Instruments				
Inst. S/N	Inst. Code	Eff. %	Corr. Fac.	Bkg. CPM
1517	7	19.1	5.24	1

Beta Survey Instruments				
Inst. S/N	Inst. Code	Eff. %	Corr. Fac.	Bkg. CPM
1601	13	33.4	2.99	279

Gamma or Beta/Gamma Instruments			
Inst. S/N	Inst. Code	Bkg.	Detection Type
234	23	8	Gamma
1522	22	0.015	Beta / Gamma

Classification:	3
Survey Type:	Lower

Alpha Counting Instruments				
Inst. S/N	Inst. Code	Eff. %	Corr. Fac.	Bkg. CPM
13295	2	42.75	2.34	0.19

Beta Counting Instruments				
Inst. S/N	Inst. Code	Eff. %	Corr. Fac.	Bkg. CPM
13295	3	36.84	2.71	1.39

Surveyor:	V. Taylor / J. Shoemaker
Signature:	

Surface Description	Coordinates		Gamma at 1m	Gamma Inst.	Beta/Gamma Contact	Beta/Gamma Code	Contact Gross 1 min. Count	Alpha Inst.	Contact Gross 1 min. Count	Beta Inst.	Scan Contact Gross CPM		Removable DPM/100 cm2	Alpha Count	Removable DPM/100 cm2	Beta Count	Comments
	X	Y	uR/hr	Code	mR/hr	Code	Alpha	Beta	Code	Code	Max Beta	Avg Beta	Alpha	Beta	Code		
	Floor	2	-19.5	8	23	0.013	22	1	7	296	13	374	250	0.74	2	1.65	
Floor	4.5	-19.5	10	23	0.012	22	2	7	264	13	373	240	-0.43	2	0.29	3	Carpet
Floor	7	-18	10	23	0.015	22	3	7	271	13	372	260	-0.43	2	-1.07	3	Carpet
Floor	9	-18.5	7	23	0.01	22	0	7	269	13	319	250	-0.43	2	-1.07	3	Carpet
Floor	11	-18.5	8	23	0.013	22	2	7	269	13	382	230	-0.43	2	0.29	3	Carpet
Floor	13	-18.5	7	23	0.016	22	3	7	300	13	365	225	-0.43	2	1.65	3	Carpet
Floor	7	-14	7	23	0.015	22	4	7	278	13	300	210	0.74	2	0.29	3	Carpet
Floor	9	-13	9	23	0.014	22	1	7	285	13	322	220	-0.43	2	0.29	3	Carpet
Floor	10	-12	8	23	0.011	22	3	7	239	13	349	260	-0.43	2	-1.07	3	Carpet
Floor	11	-10	8	23	0.016	22	4	7	277	13	451	230	-0.43	2	1.65	3	Carpet
Floor	11	-6	9	23	0.017	22	1	7	276	13	373	240	0.74	2	3.00	3	Carpet
Floor	11	-2	8	23	0.015	22	4	7	284	13	321	230	-0.43	2	1.65	3	Carpet

**SURVEY DELETED**  
(points mislocated)

**LB5100-W Low Background Counting System – Smear Analysis**

Date: 12/14/94  
 Counting Unit id: 1  
 Data file name: C:\LBXL\UNIT1\B01-045.XLD  
 Batch Ended: 12/8/94 12:38  
 Crosstalk Correction: Not Applied

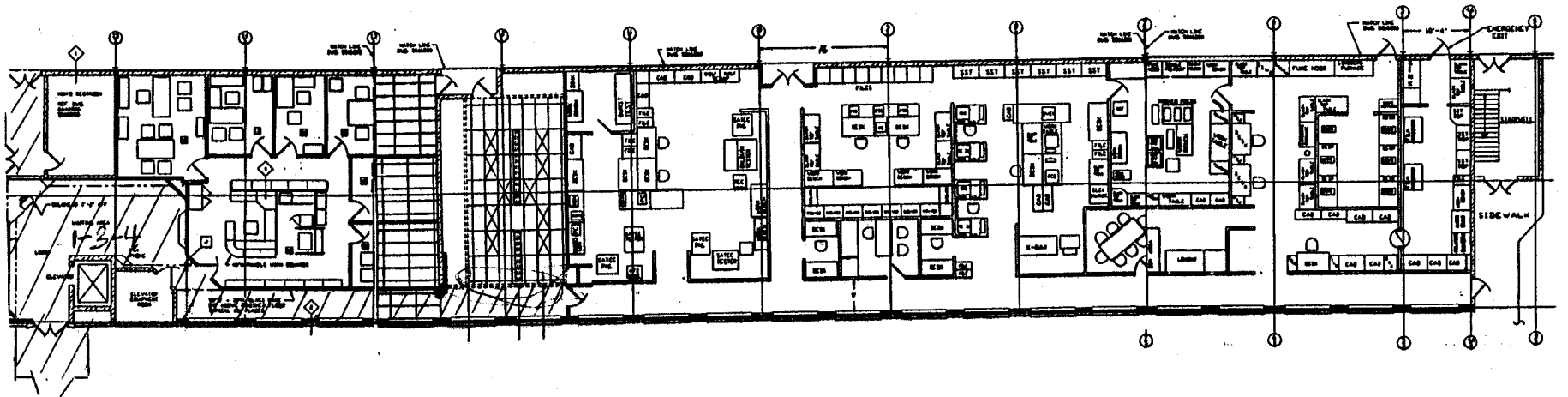
Alpha activity action level (DPM): 20.00  
 Beta activity action level (DPM): 200.00  
 Certainty level for MDA and flags: 95.00%  
 High Voltage Setting: 1410

Application Revision: 3  
 Application Version: Standard

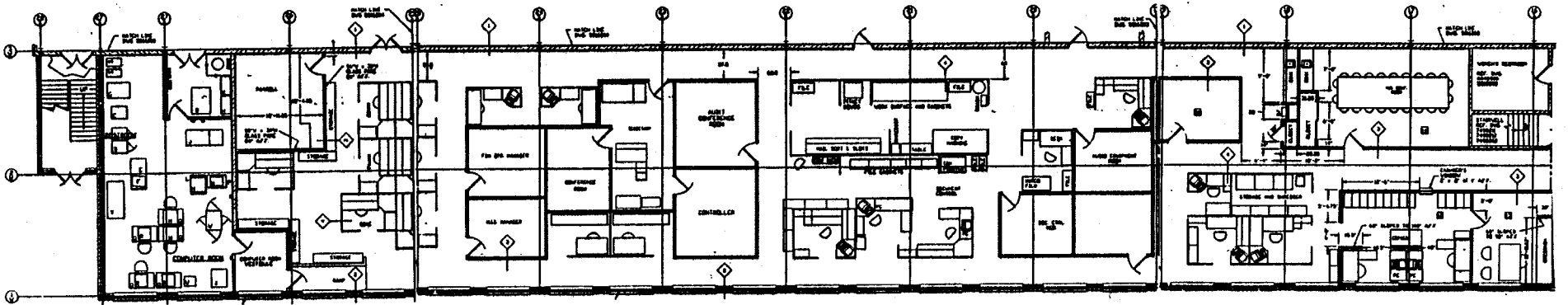
Batch ID: Blairsville 1-3-4 lower


Alpha efficiency log file: pu239ab			
Alpha Efficiency: 42.75%			
Alpha to Beta Crosstalk: 5.85%			
Alpha Background (CPM): 0.185714286			
Alpha Correction Factor: 1.000			
Beta efficiency log file: tc99ab			
Beta Efficiency: 36.84%			
Beta into Alpha Crosstalk: 0.03%			
Beta Background (CPM): 1.392857143			
Beta Correction Factor: 1.000			
Count	Alpha	Beta	Completion
time (min)	CPM	CPM	Date - Time
2.00	0.314	0.61	12/8/94 12:14
2.00	-0.186	0.11	12/8/94 12:16
2.00	-0.186	-0.39	12/8/94 12:18
2.00	-0.186	-0.39	12/8/94 12:20
2.00	-0.186	0.11	12/8/94 12:23
2.00	-0.186	0.61	12/8/94 12:25
2.00	0.314	0.11	12/8/94 12:27
2.00	-0.186	0.11	12/8/94 12:29
2.00	-0.186	-0.39	12/8/94 12:31
2.00	-0.186	0.61	12/8/94 12:33
2.00	0.314	1.11	12/8/94 12:36
2.00	-0.186	0.61	12/8/94 12:38

Carrier	Alpha Activity				Beta Activity			
	DPM	$\sigma$	flags	MDA	DPM	$\sigma$	flags	MDA
51	0.735	1.17	<MDA	5.53	1.65	2.73	<MDA	11.18
52	-0.434	1.17	<MDA	5.53	0.29	2.37	<MDA	11.18
53	-0.434	1.17	<MDA	5.53	-1.07	1.94	<MDA	11.18
54	-0.434	1.17	<MDA	5.53	-1.07	1.94	<MDA	11.18
55	-0.434	1.17	<MDA	5.53	0.29	2.37	<MDA	11.18
56	-0.434	1.17	<MDA	5.53	1.65	2.73	<MDA	11.18
57	0.735	1.17	<MDA	5.53	0.29	2.37	<MDA	11.18
58	-0.434	1.17	<MDA	5.53	0.29	2.37	<MDA	11.18
59	-0.434	1.17	<MDA	5.53	-1.07	1.94	<MDA	11.18
60	-0.434	1.17	<MDA	5.53	1.65	2.73	<MDA	11.18
61	0.735	1.17	<MDA	5.53	3.00	3.05	<MDA	11.18
62	-0.434	1.17	<MDA	5.53	1.65	2.73	<MDA	11.18



N →



	<b>Westinghouse Electric Corporation</b> SPECIALTY METALS PLANT BLAIRSVILLE, PA. USA.	
	MAIN BUILDING EQUIPMENT LAYOUT OFFICE AREA	
SCALE 25' = 12"	5516D04	03
SHT 1 OF 1	DWG NO.	

## Blairsville Point Survey Form #003

Survey Serial #:	01-046
Survey Section:	1
Survey Unit:	3
Survey Sub-unit:	3

Alpha Survey Instruments				
Inst. S/N	Inst. Code	Eff. %	Corr. Fac.	Bkg. CPM
1517	7	19.1	5.24	8


Beta Survey Instruments				
Inst. S/N	Inst. Code	Eff. %	Corr. Fac.	Bkg. CPM
1601	13	33.4	2.99	556

Gamma or Beta/Gamma Instruments			
Inst. S/N	Inst. Code	Bkg.	Detection Type
234	23	10	Gamma
1522	22	0.013	Beta / Gamma

Classification:	3
Survey Type:	Lower
Survey Date:	12/1/94
Count Date:	12/8/94

Alpha Counting Instruments				
Inst. S/N	Inst. Code	Eff. %	Corr. Fac.	Bkg. CPM
13295	2	42.75	2.34	0.19

Beta Counting Instruments				
Inst. S/N	Inst. Code	Eff. %	Corr. Fac.	Bkg. CPM
13295	3	36.84	2.71	1.39

Surveyor:	V. Taylor / J. Shoemaker
Signature:	

Surface Description	Coordinates		Gamma	Gamma	Beta/Gamma	Beta/	Contact Gross	Alpha	Contact Gross	Beta	Scan Contact		Removable	Alpha	Removable	Beta	Comments
			at 1m	Inst.	Contact	Gamma	1 min. Count	Inst.	1 min. Count	Inst.	Gross CPM		DPM/100 cm2	Count	DPM/100 cm2	Count	
	uR/hr	Code	mR/hr	Code	Alpha	Code	Beta	Code	Max Beta	Avg Beta	Alpha	Code	Beta	Code			
Floor	2	-2	8	23	0.014	22	5	7	518	13	557	375	-0.43	2	-1.07	3	Ceramic Tile
Floor	4	-2	10	23	0.013	22	3	7	556	13	619	460	-0.43	2	-2.42	3	Ceramic Tile
Floor	7	-2	9	23	0.011	22	4	7	507	13	627	375	-0.43	2	0.29	3	Ceramic Tile
Floor	10	-2	8	23	0.011	22	1	7	545	13	710	400	-0.43	2	3.00	3	Ceramic Tile
Floor	2	-4	8	23	0.015	22	2	7	490	13	610	450	-0.43	2	1.65	3	Ceramic Tile
Floor	5	-4	9	23	0.012	22	2	7	496	13	560	400	0.74	2	7.08	3	Ceramic Tile
Floor	7	-4	10	23	0.017	22	6	7	560	13	605	375	-0.43	2	-1.07	3	Ceramic Tile
Floor	9	-5	11	23	0.012	22	7	7	549	13	598	430	0.74	2	0.29	3	Ceramic Tile
Floor	11	-2	11	23	0.016	22	5	7	581	13	607	475	-0.43	2	-1.07	3	Ceramic Tile
Floor	11	-4	10	23	0.014	22	5	7	661	13	596	370	0.74	2	0.29	3	Ceramic Tile
Floor	11	-6	11	23	0.016	22	6	7	515	13	604	400	-0.43	2	1.65	3	Ceramic Tile

**LB5100-W Low Background Counting System – Smear Analysis**

Date: 12/20/94  
 Counting Unit id: 1  
 Data file name: C:\LBXL\UNIT1\B01-046.XLD  
 Batch Ended: 12/8/94 13:02  
 Crosstalk Correction: Not Applied

Alpha activity action level (DPM): 20.00  
 Beta activity action level (DPM): 200.00  
 Certainty level for MDA and flags: 95.00%  
 High Voltage Setting: 1410

Application Revision: 3  
 Application Version: Standard

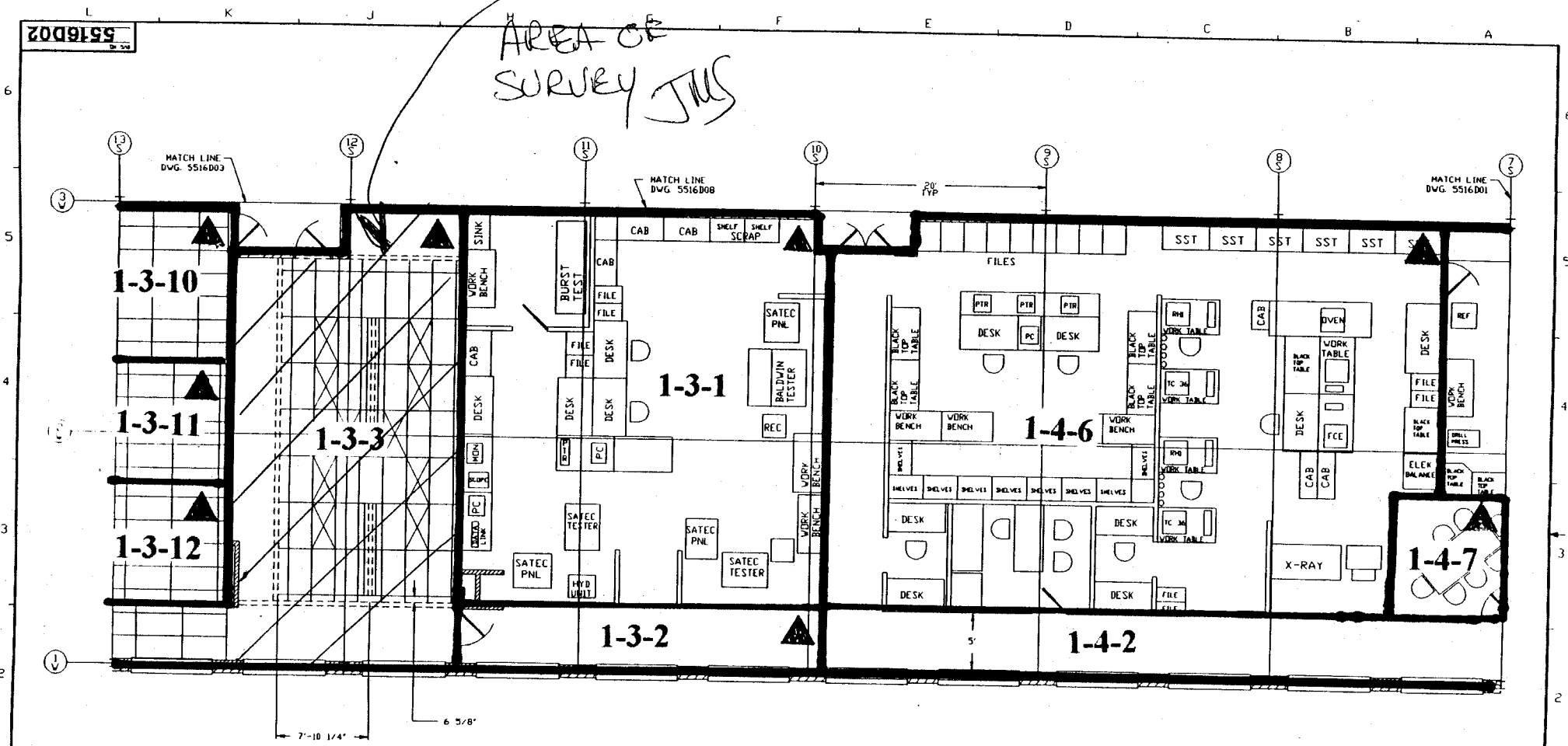
Alpha efficiency log file: pu239ab  
 Alpha Efficiency: 42.75%  
 Alpha to Beta Crosstalk: 5.85%  
 Alpha Background (CPM): 0.185714286  
 Alpha Correction Factor: 1.000

Beta efficiency log file: tc99ab  
 Beta Efficiency: 36.84%  
 Beta into Alpha Crosstalk: 0.03%  
 Beta Background (CPM): 1.392857143  
 Beta Correction Factor: 1.000

Batch ID: Blairsville 1-3-3 lower

Carrier	Alpha Activity				Beta Activity				Count time (min)	Alpha CPM	Beta CPM	Completion Date - Time
	DPM	$\sigma$	flags	MDA	DPM	$\sigma$	flags	MDA				
63	-0.434	1.17	<MDA	5.53	-1.07	1.94	<MDA	11.18	2.00	-0.186	-0.39	12/8/94 12:40
64	-0.434	1.17	<MDA	5.53	-2.42	1.38	<MDA	11.18	2.00	-0.186	-0.89	12/8/94 12:42
65	-0.434	1.17	<MDA	5.53	0.29	2.37	<MDA	11.18	2.00	-0.186	0.11	12/8/94 12:45
66	-0.434	1.17	<MDA	5.53	3.00	3.05	<MDA	11.18	2.00	-0.186	1.11	12/8/94 12:47
67	-0.434	1.17	<MDA	5.53	1.65	2.73	<MDA	11.18	2.00	-0.186	0.61	12/8/94 12:49
68	0.735	1.17	<MDA	5.53	7.08	3.85	<AL	11.18	2.00	0.314	2.61	12/8/94 12:51
69	-0.434	1.17	<MDA	5.53	-1.07	1.94	<MDA	11.18	2.00	-0.186	-0.39	12/8/94 12:53
70	0.735	1.17	<MDA	5.53	0.29	2.37	<MDA	11.18	2.00	0.314	0.11	12/8/94 12:56
71	-0.434	1.17	<MDA	5.53	-1.07	1.94	<MDA	11.18	2.00	-0.186	-0.39	12/8/94 12:58
72	0.735	1.17	<MDA	5.53	0.29	2.37	<MDA	11.18	2.00	0.314	0.11	12/8/94 13:00
73	-0.434	1.17	<MDA	5.53	1.65	2.73	<MDA	11.18	2.00	-0.186	0.61	12/8/94 13:02

SU 01-046  
 AREA OF  
 SURVEY JMS



NOTE: ▲ DESIGNATES NORTHERN MOST WEST CORNER (0, 0 Reference point)

1	2	3	4	5
DATE	BY	CHKD	APP'D	REV

TELEPHONE & MACHINE NOTES  
 UNLESS OTHERWISE SPECIFIED  
 DRAWING DIMENSIONS SHOWN FROM  
 FACE UNLESS INDICATED OTHERWISE  
 INTERPRETATION SHOULD BE MADE TO  
 REFLECT THIS DRAWING  
 ALL UNITS SHOWN ARE IN INCHES  
 UNLESS OTHERWISE SPECIFIED  
 DIMENSIONS IN PARENTHESIS ARE IN  
 FEET AND INCHES  
 DIMENSIONS IN PARENTHESIS ARE IN  
 FEET AND INCHES  
 DIMENSIONS IN PARENTHESIS ARE IN  
 FEET AND INCHES

WESTINGHOUSE PROPRIETARY DATA  
 THIS DRAWING CONTAINS PROPRIETARY DATA AND  
 INFORMATION OF THE WESTINGHOUSE ELECTRIC CORPORATION  
 WHICH IS NOT TO BE REPRODUCED OR TRANSMITTED IN ANY  
 FORM OR BY ANY MEANS, ELECTRONIC OR MECHANICAL,  
 INCLUDING PHOTOCOPYING, RECORDING, OR BY ANY  
 INFORMATION STORAGE AND RETRIEVAL SYSTEM, WITHOUT  
 THE WRITTEN PERMISSION OF THE WESTINGHOUSE  
 ELECTRIC CORPORATION

DESIGNED BY V. KLAUSON	DATE 11/12/74	<b>Westinghouse Electric Corporation</b> SPECIALTY METALS PLANT BLAIRSVILLE, PA USA
DRAWN BY M.C. GAC	SCALE 25' = 1"	
CHECKED BY M.C. GAC	DATE 11/12/74	FILE <b>MAIN BUILDING</b> <b>EQUIPMENT LAYOUT</b> <b>OF LABS</b>
DATE 11/12/74	REV 5	Dwg. No. <b>5516D02</b>

# Blairsville Point Survey Form #003

Survey Serial #:	01-047
------------------	--------

Survey Section:	1
-----------------	---

Survey Unit:	3
--------------	---

Survey Sub-unit:	2
------------------	---

Classification:	3
-----------------	---

Survey Type:	Lower
--------------	-------

Survey Date:	12/1/94
--------------	---------

Count Date:	12/8/94
-------------	---------


Alpha Survey Instruments				
Inst. S/N	Inst. Code	Eff. %	Corr. Fac.	Bkg. CPM
1517	7	19.1	5.24	4

Alpha Counting Instruments				
Inst. S/N	Inst. Code	Eff. %	Corr. Fac.	Bkg. CPM
13295	2	42.75	2.34	0.19

Beta Survey Instruments				
Inst. S/N	Inst. Code	Eff. %	Corr. Fac.	Bkg. CPM
1601	13	33.4	2.99	273

Beta Counting Instruments				
Inst. S/N	Inst. Code	Eff. %	Corr. Fac.	Bkg. CPM
13295	3	36.84	2.71	1.39

Gamma or Beta/Gamma Instruments			
Inst. S/N	Inst. Code	Bkg.	Detection Type
234	23	8	Gamma
1522	22	0.014	Beta / Gamma

Surveyor:	M. Taylor / J. Shoemaker
Signature:	

Surface Description	Coordinates		Gamma at 1m uR/hr	Gamma Inst. Code	Beta/Gamma Contact mR/hr	Beta/Gamma Code	Contact Gross 1 min. Count Alpha	Alpha Inst. Code	Contact Gross 1 min. Count Beta	Beta Inst. Code	Scan Contact Gross CPM		Removable DPM/100 cm <sup>2</sup> Alpha	Alpha Count Code	Removable DPM/100 cm <sup>2</sup> Beta	Beta Count Code	Comments
	X	Y									Max Beta	Avg Beta					
	Floor	0.6									-2	10					
Floor	0.6	-4	8	23	0.013	22	7	7	317	13	336	260	0.74	2	1.65	3	Carpet
Floor	0.6	-6	8	23	0.015	22	4	7	256	13	305	250	-0.43	2	3.00	3	Carpet
Floor	0.6	-8	9	23	0.012	22	3	7	257	13	318	250	1.90	2	-1.07	3	Carpet



**LB5100-W Low Background Counting System – Smear Analysis**

Date: 12/20/94  
 Counting Unit id: 1  
 Data file name: C:\LBXL\UNIT1\B01-047.XLD  
 Batch Ended: 12/8/94 13:11  
 Crosstalk Correction: Not Applied

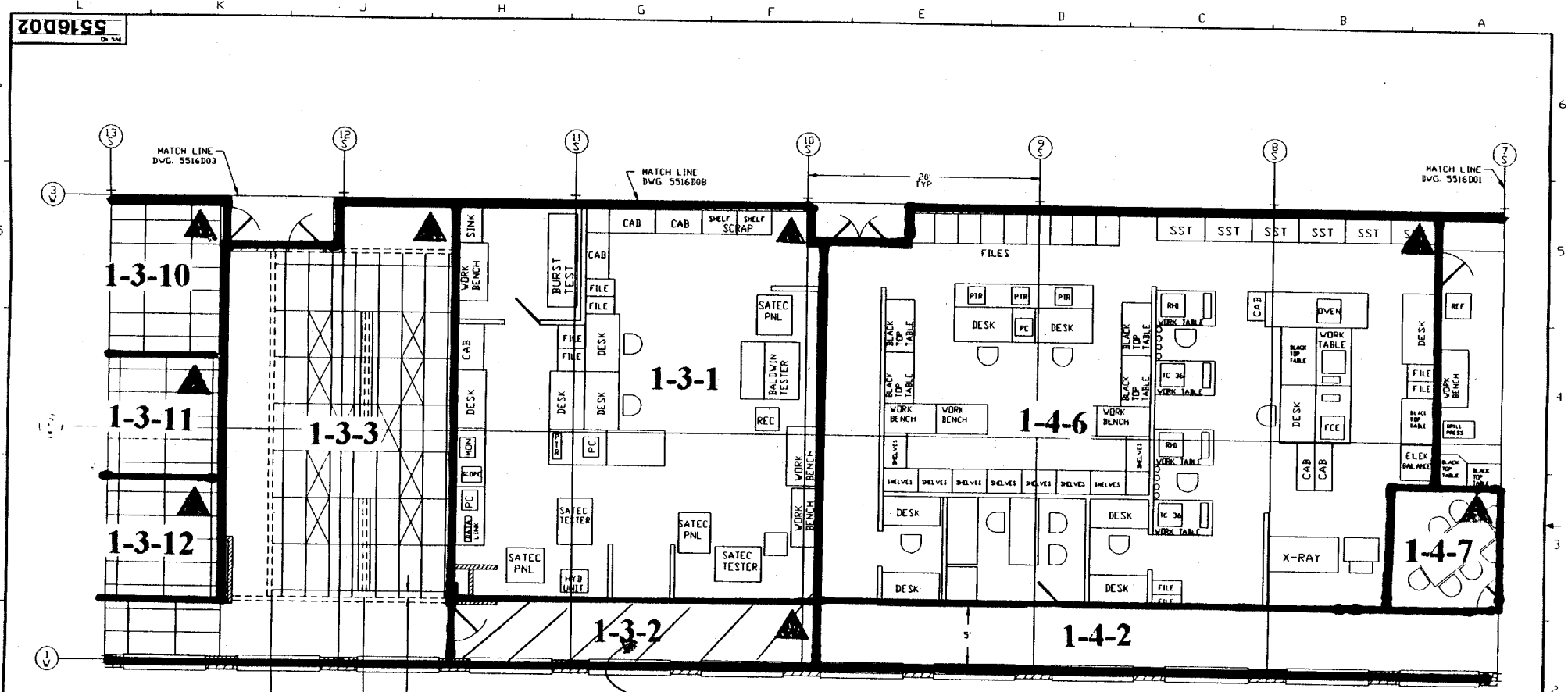
Alpha activity action level (DPM): 20.00  
 Beta activity action level (DPM): 200.00  
 Certainty level for MDA and flags: 95.00%  
 High Voltage Setting: 1410

Application Revision: 3  
 Application Version: Standard

Batch ID: Blairsville 1-3-2 lower

Carrier	Alpha Activity				Beta Activity				Count time (min)	Alpha CPM	Beta CPM	Completion Date - Time
	DPM	$\sigma$	flags	MDA	DPM	$\sigma$	flags	MDA				
74	-0.434	1.17	<MDA	5.53	0.29	2.37	<MDA	11.18	2.00	-0.186	0.11	12/8/94 13:04
75	0.735	1.17	<MDA	5.53	1.65	2.73	<MDA	11.18	2.00	0.314	0.61	12/8/94 13:07
76	-0.434	1.17	<MDA	5.53	3.00	3.05	<MDA	11.18	2.00	-0.186	1.11	12/8/94 13:09
77	1.905	1.66	<AL	5.53	-1.07	1.94	<MDA	11.18	2.00	0.814	-0.39	12/8/94 13:11

Alpha efficiency log file: pu239ab Alpha Efficiency: 42.75% Alpha to Beta Crosstalk: 5.85% Alpha Background (CPM): 0.185714286 Alpha Correction Factor: 1.000
Beta efficiency log file: tc99ab Beta Efficiency: 36.84% Beta into Alpha Crosstalk: 0.03% Beta Background (CPM): 1.392857143 Beta Correction Factor: 1.000



SN 01-047  
 AREA OF SURVEY  
 JMS

NOTE: ▲ DESIGNATES NORTHERN MOST WEST CORNER (0, 0 Reference point)

1	2	3	4	5
DATE	BY	CHECKED	DATE	BY

REFERENCES & DIMENSIONS HEREIN SHALL SUPERSEDE SPECIFICATIONS AND PRACTICES UNLESS OTHERWISE SPECIFIED OR NOTED OTHERWISE. DIMENSIONS AND INFORMATION SHOWN ON THIS PLAN SHALL SUPERSEDE ALL OTHERS. ALL DIMENSIONS ARE IN FEET AND INCHES UNLESS OTHERWISE SPECIFIED. DIMENSIONS IN PARENT INCHES SHALL BE USED IN ALL CASES. ALL DIMENSIONS ARE TO FACE UNLESS OTHERWISE SPECIFIED. DIMENSIONS TO CENTER UNLESS OTHERWISE SPECIFIED. DIMENSIONS TO CENTER UNLESS OTHERWISE SPECIFIED. DIMENSIONS TO CENTER UNLESS OTHERWISE SPECIFIED.

WESTINGHOUSE PROPRIETARY DATA  
 THIS DOCUMENT CONTAINS PROPRIETARY INFORMATION OF THE WESTINGHOUSE ELECTRIC CORPORATION. ALL RIGHTS ARE RESERVED. THIS DOCUMENT IS TO BE KEPT IN CONFIDENCE AND NOT TO BE LOANED, REPRODUCED, COPIED, OR DISCLOSED IN ANY MANNER OR BY ANY MEANS WITHOUT THE PRIOR WRITTEN PERMISSION OF THE WESTINGHOUSE ELECTRIC CORPORATION.

DESIGN BY	W. CLAYSON	DATE	1/12/74
DESIGN NO.			
DATE			
BY			
CHECKED BY			
DATE			
SCALE	25' = 1"		
SHEET	1 OF 1 SHEETS	DWG. NO.	5516D02
REV			5

Westinghouse Electric Corporation  
 SPECIALTY METALS PLANT BLAIRSVILLE, PA USA

MAIN BUILDING  
 EQUIPMENT LAYOUT  
 DC LABS.

# Blairsville Point Survey Form #003

Survey Serial #:	01-048
Survey Section:	1
Survey Unit:	3
Survey Sub-unit:	1

Alpha Survey Instruments				
Inst. S/N	Inst. Code	Eff. %	Corr. Fac.	Bkg. CPM
1517	7	19.1	5.24	3


Beta Survey Instruments				
Inst. S/N	Inst. Code	Eff. %	Corr. Fac.	Bkg. CPM
1601	13	33.4	2.99	442

Gamma or Beta/Gamma Instruments			
Inst. S/N	Inst. Code	Bkg.	Detection Type
234	23	7	Gamma
1522	22	0.01	Beta / Gamma

Classification:	3
Survey Type:	Lower

Alpha Counting Instruments				
Inst. S/N	Inst. Code	Eff. %	Corr. Fac.	Bkg. CPM
13295	2	42.75	2.34	0.19

Beta Counting Instruments				
Inst. S/N	Inst. Code	Eff. %	Corr. Fac.	Bkg. CPM
13295	3	36.84	2.71	1.39

Surveyor:	V. Taylor / J. Shoemaker
Signature:	

Surface Description	Coordinates		Gamma at 1m	Gamma Inst.	Beta/Gamma Contact	Beta/Gamma	Contact Gross 1 min. Count	Alpha Inst.	Contact Gross 1 min. Count	Beta Inst.	Scan Contact Gross CPM		Removable DPM/100 cm2	Alpha Count	Removable DPM/100 cm2	Beta Count	Comments
	X	Y	uR/hr	Code	mR/hr	Code	Alpha	Code	Beta	Code	Max Beta	Avg Beta	Alpha	Code	Beta	Code	
	Floor	1.5	-2	7	23	0.017	22	3	7	519	13	524	370	-0.43	2	-2.42	
Floor	5	-2	7	23	0.011	22	2	7	488	13	653	400	-0.43	2	0.29	3	Ceramic tile
Floor	1.5	-4	7	23	0.014	22	1	7	473	13	546	375	-0.43	2	-3.78	3	Ceramic tile
Floor	3	-4	8	23	0.013	22	0	7	497	13	498	370	0.74	2	-3.78	3	Ceramic tile
Floor	5	-4	8	23	0.014	22	3	7	488	13	557	380	-0.43	2	-1.07	3	Ceramic tile
Floor	7	-4	7	23	0.013	22	2	7	527	13	621	400	-0.43	2	4.36	3	Ceramic tile
Floor	9	-4.5	7	23	0.015	22	1	7	512	13	640	450	-0.43	2	-1.07	3	Ceramic tile
Floor	7	-8	8	23	0.013	22	5	7	488	13	551	380	-0.43	2	-2.42	3	Ceramic tile
Floor	4	-8	7	23	0.013	22	5	7	479	13	545	370	-0.43	2	0.29	3	Ceramic tile
Floor	0.5	-8.5	5	23	0.013	22	1	7	474	13	583	370	-0.43	2	-1.07	3	Ceramic tile

**LB5100-W Low Background Counting System -- Smear Analysis**

Date: 12/20/94  
 Counting Unit id: 1  
 Data file name: C:\LBXL\UNIT1\B01-048.XLD  
 Batch Ended: 12/8/94 15:37  
 Crosstalk Correction: Not Applied

Alpha activity action level (DPM): 20.00  
 Beta activity action level (DPM): 200.00  
 Certainty level for MDA and flags: 95.00%  
 High Voltage Setting: 1410

Application Revision: 3  
 Application Version: Standard

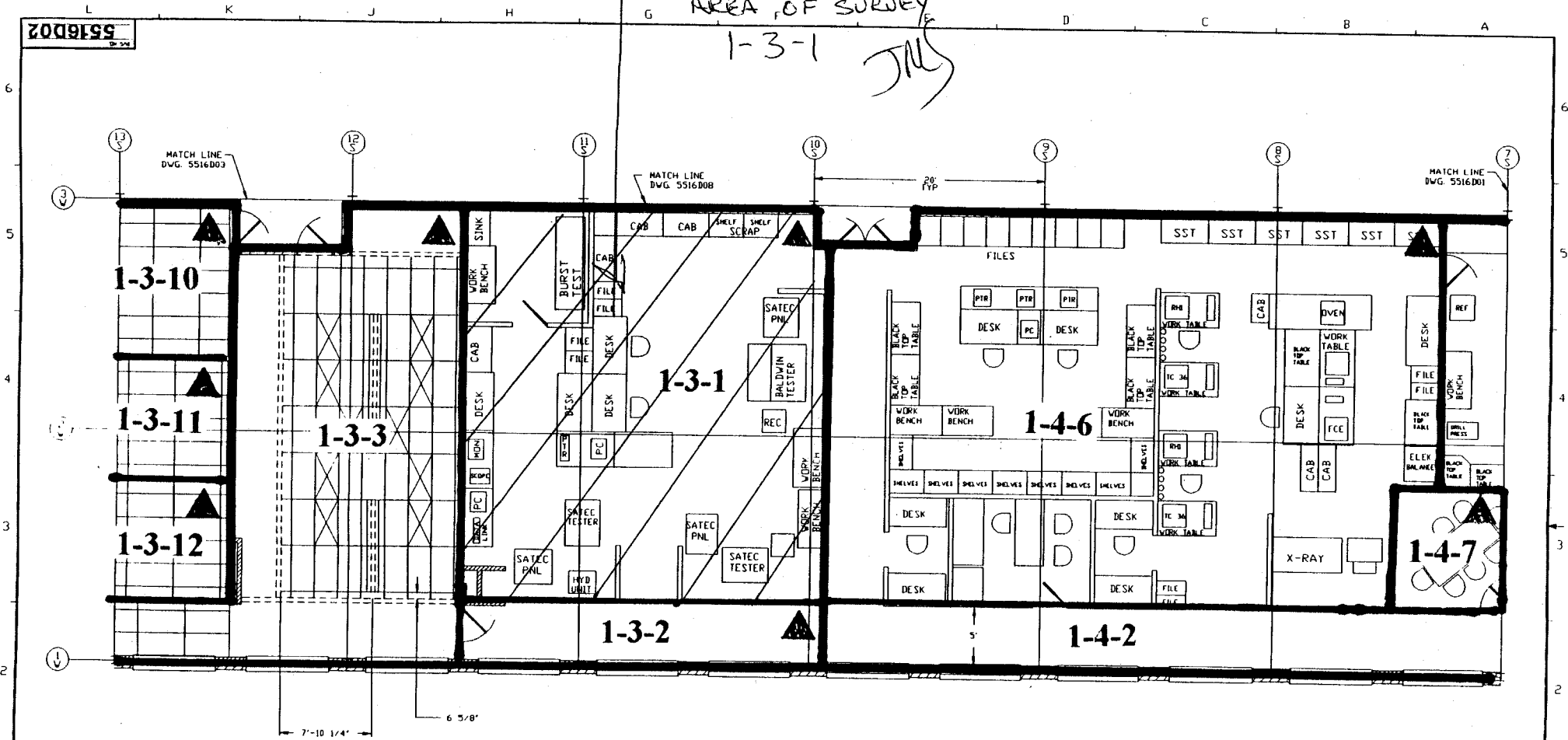
Alpha efficiency log file: pu239ab  
 Alpha Efficiency: 42.75%  
 Alpha to Beta Crosstalk: 5.85%  
 Alpha Background (CPM): 0.185714286  
 Alpha Correction Factor: 1.000

Beta efficiency log file: tc99ab  
 Beta Efficiency: 36.84%  
 Beta into Alpha Crosstalk: 0.03%  
 Beta Background (CPM): 1.392857143  
 Beta Correction Factor: 1.000

Batch ID: Blairsville 1-3-1 lower

Carrier	Alpha Activity				Beta Activity				Count time (min)	Alpha CPM	Beta CPM	Completion Date - Time
	DPM	$\sigma$	flags	MDA	DPM	$\sigma$	flags	MDA				
1	-0.434	1.17	<MDA	5.53	-2.42	1.38	<MDA	11.18	2.00	-0.186	-0.89	12/8/94 15:17
2	-0.434	1.17	<MDA	5.53	0.29	2.37	<MDA	11.18	2.00	-0.186	0.11	12/8/94 15:20
3	-0.434	1.17	<MDA	5.53	-3.78	1.38	<MDA	11.18	2.00	-0.186	-1.39	12/8/94 15:22
4	0.735	1.17	<MDA	5.53	-3.78	1.38	<MDA	11.18	2.00	0.314	-1.39	12/8/94 15:24
5	-0.434	1.17	<MDA	5.53	-1.07	1.94	<MDA	11.18	2.00	-0.186	-0.39	12/8/94 15:26
6	-0.434	1.17	<MDA	5.53	4.36	3.34	<AL	11.18	2.00	-0.186	1.61	12/8/94 15:28
7	-0.434	1.17	<MDA	5.53	-1.07	1.94	<MDA	11.18	2.00	-0.186	-0.39	12/8/94 15:30
8	-0.434	1.17	<MDA	5.53	-2.42	1.38	<MDA	11.18	2.00	-0.186	-0.89	12/8/94 15:33
9	-0.434	1.17	<MDA	5.53	0.29	2.37	<MDA	11.18	2.00	-0.186	0.11	12/8/94 15:35
10	-0.434	1.17	<MDA	5.53	-1.07	1.94	<MDA	11.18	2.00	-0.186	-0.39	12/8/94 15:37

SN 01-048  
 AREA OF SURVEY  
 1-3-1



NOTE: ▲ DESIGNATES NORTHERN MOST WEST CORNER (0, 0 Reference point)

4 5 6 7 8 9 10 11 12 13 14 15 16 17 18 19 20 21 22 23 24 25 26 27 28 29 30 31 32 33 34 35 36 37 38 39 40 41 42 43 44 45 46 47 48 49 50 51 52 53 54 55 56 57 58 59 60 61 62 63 64 65 66 67 68 69 70 71 72 73 74 75 76 77 78 79 80 81 82 83 84 85 86 87 88 89 90 91 92 93 94 95 96 97 98 99 100	TELEPHONES & RECORDING NOTES ALL INFORMATION SPECIFIED INCLUDING MULTIPLE, REDUCED, 3/16" & 1/4" DIMENSIONS TO BE SHOWN AND INTERPRETATION BASED ON THE DRAWING'S DIMENSIONS. INFORMATION IS NOT TO BE USED FOR ANY OTHER PURPOSE. NUMBER OF COPIES - 100 DATE - 11/11/74 DRAWN BY - JMS CHECKED BY - JMS APPROVED BY - JMS WESTINGHOUSE NUCLEAR FUEL OPERATIONS DIVISION	WESTINGHOUSE PROPRIETARY DATA THIS DOCUMENT CONTAINS PROPRIETARY INFORMATION OF THE WESTINGHOUSE ELECTRIC CORPORATION AND IS NOT TO BE REPRODUCED OR TRANSMITTED IN ANY FORM OR BY ANY MEANS, ELECTRONIC OR MECHANICAL, INCLUDING PHOTOCOPYING, RECORDING, OR BY ANY INFORMATION STORAGE AND RETRIEVAL SYSTEM, WITHOUT THE PRIOR WRITTEN PERMISSION OF THE WESTINGHOUSE NUCLEAR FUEL OPERATIONS DIVISION.	DES. BY: JMS V. CLASS: 11/11/74 DATE: 11/11/74 CHK. BY: JMS DATE: 11/11/74 APP. BY: JMS DATE: 11/11/74	Westinghouse Electric Corporation SPECIALTY METALS PLANT BLAIRSVILLE PA USA TITLE: MAIN BUILDING EQUIPMENT LAYOUT OF 1 ABC SCALE: 1/4" = 1'-0" SHEET: 1 OF 1 SHEETS DWG. NO.: 5516D02 REV: 5
---	--	--	--	---

# Blairsville Point Survey Form #003

Survey Serial #:	01-049
Survey Section:	1
Survey Unit:	2
Survey Sub-unit:	1

Alpha Survey Instruments				
Inst. S/N	Inst. Code	Eff. %	Corr. Fac.	Bkg. CPM
1517	7	19.1	5.24	3


Beta Survey Instruments				
Inst. S/N	Inst. Code	Eff. %	Corr. Fac.	Bkg. CPM
1601	13	33.4	2.99	247

Gamma or Beta/Gamma Instruments			
Inst. S/N	Inst. Code	Bkg.	Detection Type
234	23	7	Gamma
1522	22	0.01	Beta / Gamma

Classification:	3
Survey Type:	Lower

Alpha Counting Instruments				
Inst. S/N	Inst. Code	Eff. %	Corr. Fac.	Bkg. CPM
13295	2	42.75	2.34	0.19

Beta Counting Instruments				
Inst. S/N	Inst. Code	Eff. %	Corr. Fac.	Bkg. CPM
13295	3	36.84	2.71	1.39

Surveyor:	V. Taylor / J. Shoemaker
Signature:	

Survey Date:	12/2/94
Count Date:	12/8/94

Surface Description	Coordinates		Gamma at 1m uR/hr	Gamma Inst. Code	Beta/Gamma Contact mR/hr	Beta/Gamma Code	Contact Gross 1 min. Count Alpha	Alpha Inst. Code	Contact Gross 1 min. Count Beta	Beta Inst. Code	Scan Contact Gross CPM		Removable DPM/100 cm <sup>2</sup> Alpha	Alpha Count Code	Removable DPM/100 cm <sup>2</sup> Beta	Beta Count Code	Comments
	X	Y									Max Beta	Avg Beta					
	Floor	2.5									-3	7					
Floor	1	-6	8	23	0.015	22	2	7	273	13	408	260	-0.43	2	-1.07	3	Carpet
Floor	4	-6	7	23	0.011	22	3	7	335	13	296	250	-0.43	2	-1.07	3	Carpet

**LB5100-W Low Background Counting System – Smear Analysis**

Date: 12/20/94  
 Counting Unit id: 1  
 Data file name: C:\LBXL\UNIT1\B01-049.XLD  
 Batch Ended: 12/8/94 15:44  
 Crosstalk Correction: Not Applied

Alpha activity action level (DPM): 20.00  
 Beta activity action level (DPM): 200.00  
 Certainty level for MDA and flags: 95.00%  
 High Voltage Setting: 1410

Application Revision: 3  
 Application Version: Standard

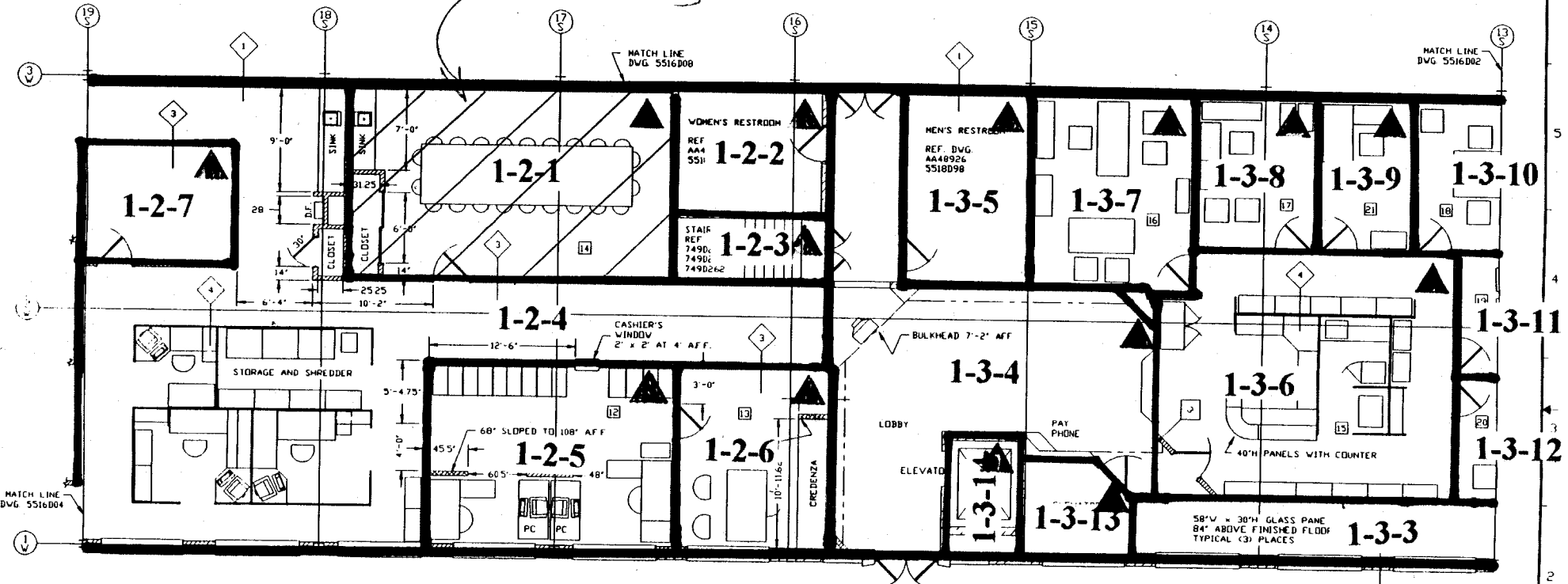
Batch ID: Blairsville 1-2-1 lower

Carrier	Alpha Activity				Beta Activity				Count time (min)	Alpha CPM	Beta CPM	Completion Date - Time
	DPM	$\sigma$	flags	MDA	DPM	$\sigma$	flags	MDA				
11	-0.434	1.17	<MDA	5.53	-3.78	1.38	<MDA	11.18	2.00	-0.186	-1.39	12/8/94 15:39
12	-0.434	1.17	<MDA	5.53	-1.07	1.94	<MDA	11.18	2.00	-0.186	-0.39	12/8/94 15:42
13	-0.434	1.17	<MDA	5.53	-1.07	1.94	<MDA	11.18	2.00	-0.186	-0.39	12/8/94 15:44

Alpha efficiency log file: pu239ab Alpha Efficiency: 42.75% Alpha to Beta Crosstalk: 5.85% Alpha Background (CPM): 0.185714286 Alpha Correction Factor: 1.000
Beta efficiency log file: tc99ab Beta Efficiency: 36.84% Beta into Alpha Crosstalk: 0.03% Beta Background (CPM): 1.392857143 Beta Correction Factor: 1.000

5516D03

SN 101-049  
AREA OF SURVEY JMS



LEGEND

- ◆ 8" BLOCK, 3/4" PLASTER, AND 5/8" DRYWALL
- ◆ 4" BRICK, 4" BLOCK, 1" PLASTER, 3-1/2" WOOD FRAME w/INSULATION
- ◆ 3-1/2" WOOD FRAME AND 5/8" DRYWALL 115' HIGH
- ◆ WESTINGHOUSE MODULAR WALL UNITS (ASD) 60" HIGH
- ◆ = 3-1/2" WOOD FRAME AND 5/8" DRYWALL PARTITIONS CONSTRUCTED AS NOTED

LEGEND

NOTE: ▲ DESIGNATES NORTHERN MOST WEST CORNER (0, 0 Reference point)

DESIGN BY W. GLAVINSKY	DATE 1/74	<b>Westinghouse Electric Corporation</b> SPECIALTY METALS PLANT BLAIRSVILLE, PA USA
CHKD BY M. L. ENG.	DATE 1/74	
TITLE MAIN BUILDING EQUIPMENT LAYOUT OFFICE AREA		SCALE 25' = 1"
DWT 1 OF 1		DWG. NO. <b>5516D03</b>



# Blairsville Point Survey Form #003

Survey Serial #:	01-050
------------------	--------

Survey Section:	1
Survey Unit:	2
Survey Sub-unit:	2

Classification:	3
Survey Type:	Lower

Survey Date:	12/2/94
Count Date:	12/8/94

Alpha Survey Instruments				
Inst. S/N	Inst. Code	Eff. %	Corr. Fac.	Bkg. CPM
1517	7	19.1	5.24	7

Beta Survey Instruments				
Inst. S/N	Inst. Code	Eff. %	Corr. Fac.	Bkg. CPM
1601	13	33.4	2.99	277

Gamma or Beta/Gamma Instruments			
Inst. S/N	Inst. Code	Bkg.	Detection Type
234	23	7	Gamma
1522	22	0.01	Beta / Gamma

Alpha Counting Instruments				
Inst. S/N	Inst. Code	Eff. %	Corr. Fac.	Bkg. CPM
13295	2	42.75	2.34	0.19

Beta Counting Instruments				
Inst. S/N	Inst. Code	Eff. %	Corr. Fac.	Bkg. CPM
13295	3	36.84	2.71	1.39

Surveyor:	V. Taylor / J. Shoemaker
Signature:	

Surface Description	Coordinates		Gamma at 1m	Gamma Inst.	Beta/Gamma Contact	Beta/Gamma Code	Contact Gross 1 min. Count	Alpha Inst.	Contact Gross 1 min. Count	Beta Inst.	Scan Contact Gross CPM		Removable DPM/100 cm2	Alpha Count	Removable DPM/100 cm2	Beta Count	Comments
	X	Y	uR/hr	Code	mR/hr	Code	Alpha	Beta	Code	Code	Max Beta	Avg Beta	Alpha	Beta	Code		
	Floor	1	0	8	23	0.014	22	3	7	239	13	333	240	-0.43	2	-2.42	
Floor	1	-4	7	23	0.012	22	1	7	276	13	349	250	-0.43	2	0.29	3	Carpet
Floor	1	-8	7	23	0.014	22	0	7	252	13	386	250	-0.43	2	-2.42	3	Carpet
Floor	1	-11	7	23	0.01	22	3	7	272	13	415	260	-0.43	2	1.65	3	Carpet
Floor	2.5	-13	7	23	0.01	22	4	7	238	13	423	210	-0.43	2	-1.07	3	Carpet
Floor	3	-11	6	23	0.015	22	10	7	270	13	329	250	-0.43	2	-1.07	3	Carpet
Floor	5	-11	7	23	0.013	22	5	7	268	13	363	220	-0.43	2	1.65	3	Carpet
Floor	6.5	-11	7	23	0.017	22	6	7	294	13	379	250	0.74	2	3.00	3	Carpet
Floor	6.5	-12.5	7	23	0.011							250	-0.43	2	0.29	3	Carpet
Floor	5	-13	6	23	0.011							230	-0.43	2	3.00	3	Carpet
Floor	6.5	-16	7	23	0.012							260	-0.43	2	-3.78	3	Carpet
Floor	5	-16	8	23	0.011							280	-0.43	2	-2.42	3	Carpet
Floor	1	-14	6	23	0.016							220	3.07	2	7.08	3	Carpet
Floor	1	-16	6	23	0.012	22	5	7	269	13	360	230	-0.43	2	-1.07	3	Carpet
Floor	1	-19	6	23	0.015	22	7	7	246	13	374	250	-0.43	2	-3.78	3	Carpet
Floor	4	-19	7	23	0.013	22	4	7	265	13	355	240	-0.43	2	-1.07	3	Carpet
Floor	6	-19	7	23	0.01	22	6	7	252	13	353	250	0.74	2	-1.07	3	Carpet
Floor	3	-17	7	23	0.012	22	7	7	265	13	347	260	-0.43	2	3.00	3	Carpet
Floor	6	-21	7	23	0.012	22	7	7	276	13	396	260	-0.43	2	-1.07	3	Carpet
Floor	6	-24	8	23	0.015	22	1	7	269	13	361	230	-0.43	2	4.36	3	Carpet
Floor	6	-28	8	23	0.012	22	6	7	277	13	359	230	-0.43	2	1.65	3	Carpet
Floor	6	-30	8	23	0.015	22	9	7	286	13	365	240	-0.43	2	-3.78	3	Carpet
Floor	3	-28	7	23	0.012	22	8	7	275	13	345	220	-0.43	2	-2.42	3	Carpet

SURVEY DELETED  
(points mislocated)

## Blairsville Point Survey Form #003

Survey Serial #:	01-050
------------------	--------

Survey Section:	1
-----------------	---

Survey Unit:	2
--------------	---

Survey Sub-unit:	2
------------------	---

Classification:	3
-----------------	---

Survey Type:	Lower
--------------	-------

Survey Date:	12/2/94
--------------	---------

Count Date:	12/8/94
-------------	---------

Alpha Survey Instruments				
Inst. S/N	Inst. Code	Eff. %	Corr. Fac.	Bkg. CPM
1517	7	19.1	5.24	7

Beta Survey Instruments				
Inst. S/N	Inst. Code	Eff. %	Corr. Fac.	Bkg. CPM
1601	13	33.4	2.99	277

Gamma or Beta/Gamma Instruments			
Inst. S/N	Inst. Code	Bkg.	Detection Type
234	23	7	Gamma
1522	22	0.01	Beta / Gamma

Alpha Counting Instruments				
Inst. S/N	Inst. Code	Eff. %	Corr. Fac.	Bkg. CPM
13295	2	42.75	2.34	0.19

Beta Counting Instruments				
Inst. S/N	Inst. Code	Eff. %	Corr. Fac.	Bkg. CPM
13295	3	36.84	2.71	1.39

Surveyor:	V. Taylor / J. Shoemaker
Signature:	

Surface Description	Coordinates		Gamma at 1m	Gamma Inst.	Beta/Gamma Contact	Beta/Gamma	Contact Gross 1 min. Count	Alpha Inst.	Contact Gross 1 min. Count	Beta Inst.	Scan Contact Gross CPM		Removable DPM/100 cm2	Alpha Count	Removable DPM/100 cm2	Beta Count	Comments
	X	Y	uR/hr	Code	mR/hr	Code	Alpha	Code	Beta	Code	Max Beta	Avg Beta	Alpha	Code	Beta	Code	
	Floor	1	-29	6	23	0.011	22	4	7	240	13	318	230	-0.43	2	3.00	
Floor	1	-25	6	23	0.016	22	1	7	272	13	288	220	-0.43	2	4.36	3	Carpet
Floor	0	-27	6	23	0.013	22	3	7	268	13	343	240	-0.43	2	4.36	3	Carpet
Floor	-2	-27	6	23	0.012	22	10	7	266	13	353	240	-0.43	2	0.29	3	Carpet
Floor	-2	-30	8	23	0.017	22	5	7	300	13	319	240	0.74	2	4.36	3	Carpet
Floor	-4	-30	7	23	0.015	22	12	7	266	13	352	260	-0.43	2	0.29	3	Carpet
Floor	-4	-26	7	23	0.024	22	19	7	260	13	359	240	-0.43	2	1.65	3	Carpet
Floor	-4	-22	7	23	0.019	22	10	7	271	13	317	250	-0.43	2	0.29	3	Carpet
Floor	-2	-22	7	23	0.01	22	6	7	288	13	410	250	0.74	2	3.00	3	Carpet
Floor	-4	-18	6	23	0.013	22	4	7	266	13	324	230	0.74	2	1.65	3	Carpet
Floor	-4	-14	8	23	0.012	22	6	7	234	13	315	225	-0.43	2	3.00	3	Carpet
Floor	-1	-14	7	23	0.01	22	15	7	268	13	321	215	0.74	2	7.08	3	Carpet

SURVEY DELETED  
(points mislocated)

**LB5100-W Low Background Counting System -- Smear Analysis**

Date: 12/20/94  
 Counting Unit id: 1  
 Data file name: C:\LBXL\UNIT1\B01-050.XLD  
 Batch Ended: 12/8/94 17:01  
 Crosstalk Correction: Not Applied

Alpha activity action level (DPM): 20.00  
 Beta activity action level (DPM): 200.00  
 Certainty level for MDA and flags: 95.00%  
 High Voltage Setting: 1410

Application Revision: 3  
 Application Version: Standard

Alpha efficiency log file: pu239ab  
 Alpha Efficiency: 42.75%  
 Alpha to Beta Crosstalk: 5.85%  
 Alpha Background (CPM): 0.185714286  
 Alpha Correction Factor: 1.000

Beta efficiency log file: tc99ab  
 Beta Efficiency: 36.84%  
 Beta into Alpha Crosstalk: 0.03%  
 Beta Background (CPM): 1.392857143  
 Beta Correction Factor: 1.000

Carrier	Alpha Activity				Beta Activity				Count time (min)	Alpha CPM	Beta CPM	Completion Date - Time
	DPM	$\sigma$	flags	MDA	DPM	$\sigma$	flags	MDA				
14	-0.434	1.17	<MDA	5.53	-2.42	1.38	<MDA	11.18	2.00	-0.186	-0.89	12/8/94 15:46
15	-0.434	1.17	<MDA	5.53	0.29	2.37	<MDA	11.18	2.00	-0.186	0.11	12/8/94 15:48
16	-0.434	1.17	<MDA	5.53	-2.42	1.38	<MDA	11.18	2.00	-0.186	-0.89	12/8/94 15:50
17	-0.434	1.17	<MDA	5.53	1.65	2.73	<MDA	11.18	2.00	-0.186	0.61	12/8/94 15:53
18	-0.434	1.17	<MDA	5.53	-1.07	1.94	<MDA	11.18	2.00	-0.186	-0.39	12/8/94 15:55
19	-0.434	1.17	<MDA	5.53	-1.07	1.94	<MDA	11.18	2.00	-0.186	-0.39	12/8/94 15:57
20	-0.434	1.17	<MDA	5.53	1.65	2.73	<MDA	11.18	2.00	-0.186	0.61	12/8/94 15:59
21	0.735	1.17	<MDA	5.53	3.00	3.05	<MDA	11.18	2.00	0.314	1.11	12/8/94 16:01
22	-0.434	1.17	<MDA	5.53	0.29	2.37	<MDA	11.18	2.00	-0.186	0.11	12/8/94 16:04
23	-0.434	1.17	<MDA	5.53	3.00	3.05	<MDA	11.18	2.00	-0.186	1.11	12/8/94 16:06
24	-0.434	1.17	<MDA	5.53	-3.78	1.38	<MDA	11.18	2.00	-0.186	-1.39	12/8/94 16:08
25	-0.434	1.17	<MDA	5.53	-2.42	1.38	<MDA	11.18	2.00	-0.186	-0.89	12/8/94 16:10
26	3.074	2.03	<AL	5.53	7.08	3.85	<AL	11.18	2.00	1.314	2.61	12/8/94 16:12
27	-0.434	1.17	<MDA	5.53	-1.07	1.94	<MDA	11.18	2.00	-0.186	-0.39	12/8/94 16:15
28	-0.434	1.17	<MDA	5.53	-3.78	1.38	<MDA	11.18	2.00	-0.186	-1.39	12/8/94 16:17
29	-0.434	1.17	<MDA	5.53	-1.07	1.94	<MDA	11.18	2.00	-0.186	-0.39	12/8/94 16:19
30	0.735	1.17	<MDA	5.53	-1.07	1.94	<MDA	11.18	2.00	0.314	-0.39	12/8/94 16:21
31	-0.434	1.17	<MDA	5.53	3.00	3.05	<MDA	11.18	2.00	-0.186	1.11	12/8/94 16:23
32	-0.434	1.17	<MDA	5.53	-1.07	1.94	<MDA	11.18	2.00	-0.186	-0.39	12/8/94 16:25
33	-0.434	1.17	<MDA	5.53	4.36	3.34	<AL	11.18	2.00	-0.186	1.61	12/8/94 16:28
34	-0.434	1.17	<MDA	5.53	1.65	2.73	<MDA	11.18	2.00	-0.186	0.61	12/8/94 16:30
35	-0.434	1.17	<MDA	5.53	-3.78	1.38	<MDA	11.18	2.00	-0.186	-1.39	12/8/94 16:32
36	-0.434	1.17	<MDA	5.53	-2.42	1.38	<MDA	11.18	2.00	-0.186	-0.89	12/8/94 16:34
37	-0.434	1.17	<MDA	5.53	3.00	3.05	<MDA	11.18	2.00	-0.186	1.11	12/8/94 16:37

**LB5100-W Low Background Counting System -- Smear Analysis**

Date: 12/20/94  
 Counting Unit id: 1  
 Data file name: C:\LBXL\UNIT1\B01-050.XLD  
 Batch Ended: 12/8/94 17:01  
 Crosstalk Correction: Not Applied

Alpha activity action level (DPM): 20.00  
 Beta activity action level (DPM): 200.00  
 Certainty level for MDA and flags: 95.00%  
 High Voltage Setting: 1410

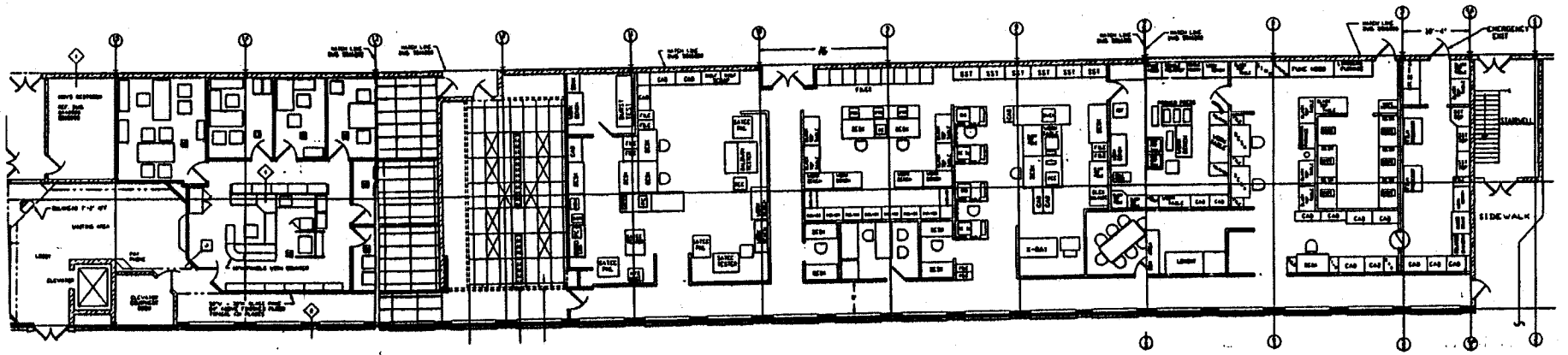
Application Revision: 3  
 Application Version: Standard

Alpha efficiency log file: pu239ab  
 Alpha Efficiency: 42.75%  
 Alpha to Beta Crosstalk: 5.85%  
 Alpha Background (CPM): 0.185714286  
 Alpha Correction Factor: 1.000

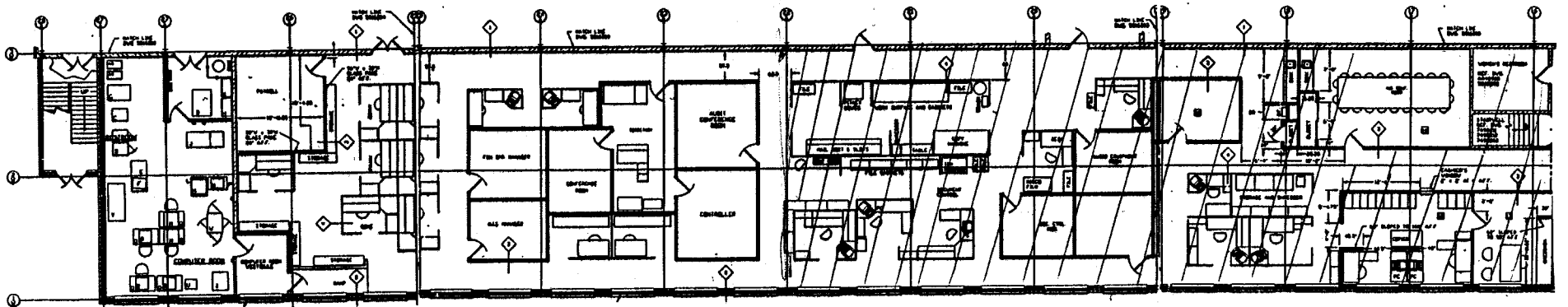
Beta efficiency log file: tc99ab  
 Beta Efficiency: 36.84%  
 Beta into Alpha Crosstalk: 0.03%  
 Beta Background (CPM): 1.392857143  
 Beta Correction Factor: 1.000

Batch ID: Blairsville 1-2-2 lower


Carrier	Alpha Activity				Beta Activity				Count time (min)	Alpha CPM	Beta CPM	Completion Date - Time
	DPM	$\sigma$	flags	MDA	DPM	$\sigma$	flags	MDA				
38	-0.434	1.17	<MDA	5.53	4.36	3.34	<AL	11.18	2.00	-0.186	1.61	12/8/94 16:39
39	-0.434	1.17	<MDA	5.53	4.36	3.34	<AL	11.18	2.00	-0.186	1.61	12/8/94 16:41
40	-0.434	1.17	<MDA	5.53	0.29	2.37	<MDA	11.18	2.00	-0.186	0.11	12/8/94 16:43
41	0.735	1.17	<MDA	5.53	4.36	3.34	<AL	11.18	2.00	0.314	1.61	12/8/94 16:45
42	-0.434	1.17	<MDA	5.53	0.29	2.37	<MDA	11.18	2.00	-0.186	0.11	12/8/94 16:48
43	-0.434	1.17	<MDA	5.53	1.65	2.73	<MDA	11.18	2.00	-0.186	0.61	12/8/94 16:50
44	-0.434	1.17	<MDA	5.53	0.29	2.37	<MDA	11.18	2.00	-0.186	0.11	12/8/94 16:52
45	0.735	1.17	<MDA	5.53	3.00	3.05	<MDA	11.18	2.00	0.314	1.11	12/8/94 16:54
46	0.735	1.17	<MDA	5.53	1.65	2.73	<MDA	11.18	2.00	0.314	0.61	12/8/94 16:56
47	-0.434	1.17	<MDA	5.53	3.00	3.05	<MDA	11.18	2.00	-0.186	1.11	12/8/94 16:59
48	0.735	1.17	<MDA	5.53	7.08	3.85	<AL	11.18	2.00	0.314	2.61	12/8/94 17:01



N →



1-2-2

	<b>Westinghouse Electric Corporation</b> SPECIALTY METALS PLANT BLAIRSVILLE, PA. USA.		
	MAIN BUILDING EQUIPMENT LAYOUT OFFICE AREA		
SCALE 25' = 12"	DWG. NO. 5516D04	REV. NO. 03	
SHEET 1 OF 1	DWG. NO.		

# Blairsville Point Survey Form #003

Survey Serial #:	01-051
Survey Section:	1
Survey Unit:	1
Survey Sub-unit:	1

Alpha Survey Instruments				
Inst. S/N	Inst. Code	Eff. %	Corr. Fac.	Bkg. CPM
1517	7	19.1	5.24	13

Beta Survey Instruments				
Inst. S/N	Inst. Code	Eff. %	Corr. Fac.	Bkg. CPM
1601	13	33.4	2.99	280

Gamma or Beta/Gamma Instruments			
Inst. S/N	Inst. Code	Bkg.	Detection Type
234	23	7	Gamma
1522	22	0.01	Beta / Gamma

Classification:	3
Survey Type:	Lower
Survey Date:	12/2/94
Count Date:	12/13/94

Alpha Counting Instruments				
Inst. S/N	Inst. Code	Eff. %	Corr. Fac.	Bkg. CPM
13295	2	42.75	2.34	0.19

Beta Counting Instruments				
Inst. S/N	Inst. Code	Eff. %	Corr. Fac.	Bkg. CPM
13295	3	36.84	2.71	1.39

Surveyor:	V. Taylor / J. Shoemaker
Signature:	

Surface Description	Coordinates		Gamma at 1m	Gamma Inst.	Beta/Gamma Contact	Beta/Gamma Code	Contact Gross 1 min. Count Alpha	Alpha Inst. Code	Contact Gross 1 min. Count Beta	Beta Inst. Code	Scan Contact Gross CPM		Removable DPM/100 cm2 Alpha	Alpha Count Code	Removable DPM/100 cm2 Beta	Beta Count Code	Comments
	X	Y	uR/hr	Code	mR/hr	Code	Alpha	Code	Beta	Code	Max Beta	Avg Beta	Alpha	Code	Beta	Code	
Floor	1	0	7	23	0.01	22	3	7	257	13	267	180	0.74	2	1.65	3	Carpet
Floor	1	-4	6	23	0.018	22	1	7	258	13	299	210	-0.43	2	4.36	3	Carpet
Floor	1	-7	6	23	0.012	22	4	7	259	13	310	230	-0.43	2	1.65	3	Carpet
Floor	1	-10	7	23	0.014	22	0	7	278	13	345	220	-0.43	2	-1.07	3	Carpet
Floor	1	-13	6	23	0.01	22	2	7	276	13	245	210	-0.43	2	-2.42	3	Carpet
Floor	5	-13	6	23	0.018	22	4	7	277	13	288	180	-0.43	2	-2.42	3	Carpet
Floor	1	-17	7	23	0.012	22	3	7	288	13	260	210	-0.43	2	0.29	3	Carpet
Floor	1	-19	7	23	0.01	22	5	7	268	13	260	180	-0.43	2	-3.78	3	Carpet
Floor	2.5	-18	6	23	0.014	22	5	7	270	13	200	220	-0.43	2	-3.78	3	Carpet
Floor	2.5	-20	7	23	0.01	22	5	7	270	13	200	220	-0.43	2	-2.42	3	Carpet
Floor	1	-23	7	23	0.012	22	5	7	270	13	200	220	-0.43	2	4.36	3	Carpet
Floor	1	-25	5	23	0.016	22	5	7	270	13	200	220	0.74	2	0.29	3	Carpet
Floor	1	-28	5	23	0.016	22	5	7	270	13	200	220	-0.43	2	-2.42	3	Carpet
Floor	3	-27	7	23	0.015	22	1	7	252	13	304	230	0.74	2	1.65	3	Carpet
Floor	6	-27	6	23	0.01	22	1	7	232	13	288	200	0.74	2	-1.07	3	Carpet
Floor	6	-28	6	23	0.018	22	2	7	255	13	218	180	-0.43	2	9.79	3	Carpet
Floor	6	-32	5	23	0.011	22	1	7	271	13	289	210	-0.43	2	-1.07	3	Carpet
Floor	8	-30	6	23	0.017	22	2	7	280	13	235	210	-0.43	2	0.29	3	Carpet
Floor	9	-30	6	23	0.015	22	3	7	257	13	252	200	-0.43	2	0.29	3	Carpet
Floor	9	-27	6	23	0.01	22	0	7	234	13	273	200	0.74	2	3.00	3	Carpet
Floor	11	-30	7	23	0.013	22	4	7	250	13	281	220	-0.43	2	4.36	3	Carpet
Floor	11	-27	7	23	0.016	22	1	7	240	13	291	230	-0.43	2	-1.07	3	Carpet
Floor	11	-23	7	23	0.015	22	2	7	273	13	234	170	0.74	2	-2.42	3	Carpet

SURVEY DELETED  
(points mislocated)

## Blairsville Point Survey Form #003

Survey Serial #:	01-051
------------------	--------

Survey Section:	1
-----------------	---

Survey Unit:	1
--------------	---

Survey Sub-unit:	1
------------------	---

Classification:	3
-----------------	---

Survey Type:	Lower
--------------	-------

Survey Date:	12/2/94
--------------	---------

Count Date:	12/13/94
-------------	----------

Alpha Survey Instruments				
Inst. S/N	Inst. Code	Eff. %	Corr. Fac.	Bkg. CPM
1517	7	19.1	5.24	13

Beta Survey Instruments				
Inst. S/N	Inst. Code	Eff. %	Corr. Fac.	Bkg. CPM
1601	13	33.4	2.99	280

Gamma or Beta/Gamma Instruments			
Inst. S/N	Inst. Code	Bkg.	Detection Type
234	23	7	Gamma
1522	22	0.01	Beta / Gamma

Alpha Counting Instruments				
Inst. S/N	Inst. Code	Eff. %	Corr. Fac.	Bkg. CPM
13295	2	42.75	2.34	0.19

Beta Counting Instruments				
Inst. S/N	Inst. Code	Eff. %	Corr. Fac.	Bkg. CPM
13295	3	36.84	2.71	1.39

Surveyor:	V. Taylor / J. Shoemaker
-----------	--------------------------

Signature:	
------------	--

Surface Description	Coordinates		Gamma at 1m	Gamma Inst.	Beta/Gamma Contact	Beta/Gamma Code	Contact Gross 1 min. Count	Alpha Inst.	Contact Gross 1 min. Count	Beta Inst.	Scan Contact Gross CPM		Removable DPM/100 cm2	Alpha Count	Removable DPM/100 cm2	Beta Count	Comments
	X	Y	uR/hr	Code	mR/hr	Code	Alpha	Beta	Code	Code	Max Beta	Avg Beta	Alpha	Beta	Code		
	Floor	8.5	-23	6	23	0.011	22	0	7	286	13	327	240	0.74	2	3.00	
Floor	6	-23	6	23	0.013	22	1	7	248	13	283	230	-0.43	2	1.65	3	Carpet
Floor	3	-23	7	23	0.018	22	0	7	261	13	266	170	0.74	2	0.29	3	Carpet
Floor	11	-20	7	23	0.01	22	1	7	264	13	334	200	-0.43	2	-1.07	3	Carpet
Floor	11	-17	7	23	0.015	22	1	7	257	13	312	210	-0.43	2	0.29	3	Carpet
Floor	9	-17	7	23	0.01	22	2	7	261	13	280	200	0.74	2	-3.78	3	Carpet
Floor	11	-13.5	6	23	0.012	22	1	7	267	13	251	170	-0.43	2	1.65	3	Carpet
Floor	9	-13.5	7	23	0.01	22	3	7	294	13	204	120	0.74	2	0.29	3	Carpet
Floor	11	-10	7	23	0.011	22	2	7	250	13	334	210	-0.43	2	-1.07	3	Carpet
Floor	11	-7	7	23	0.014	22	6	7	285	13	318	180	3.07	2	4.36	3	Carpet
Floor	11	-4.5	7	23	0.014	22	1	7	258	13	335	180	-0.43	2	0.29	3	Carpet
Floor	11	-25	7	23	0.013	22	2	7	238	13	291	230	-0.43	2	0.29	3	Carpet
Floor	9	-25	6	23	0.021	22	0	7	250	13	404	230	0.74	2	-1.07	3	Carpet
Floor	7	-7	6	23	0.016	22	0	7	250	13	258	190	0.74	2	-1.07	3	Carpet
Floor	3.5	-7	7	23	0.015	22	2	7	254	13	270	210	0.74	2	4.36	3	Carpet
Floor	3.5	-3	6	23	0.013	22	3	7	276	13	285	230	-0.43	2	4.36	3	Carpet

SURVEY DELETED  
(points mislocated)

**LB5100-W Low Background Counting System -- Smear Analysis**

Date: 12/20/94  
 Counting Unit id: 1  
 Data file name: C:\LBXLUNIT1\B01-051.XLD  
 Batch Ended: 12/13/94 10:17  
 Crosstalk Correction: Not Applied

Alpha activity action level (DPM): 20.00  
 Beta activity action level (DPM): 200.00  
 Certainty level for MDA and flags: 95.00%  
 High Voltage Setting: 1410

Application Revision: 3  
 Application Version: Standard

Alpha efficiency log file: pu239ab  
 Alpha Efficiency: 42.75%  
 Alpha to Beta Crosstalk: 5.85%  
 Alpha Background (CPM): 0.185714286  
 Alpha Correction Factor: 1.000

Beta efficiency log file: tc99ab  
 Beta Efficiency: 36.84%  
 Beta into Alpha Crosstalk: 0.03%  
 Beta Background (CPM): 1.392857143  
 Beta Correction Factor: 1.000

Batch ID: Blairsville 1-1-1 lower

Carrier	Alpha Activity				Beta Activity				Count time (min)	Alpha CPM	Beta CPM	Completion Date - Time
	DPM	$\sigma$	flags	MDA	DPM	$\sigma$	flags	MDA				
1	0.735	1.17	<MDA	5.53	1.65	2.73	<MDA	11.18	2.00	0.314	0.61	12/13/94 8:49
2	-0.434	1.17	<MDA	5.53	4.36	3.34	<AL	11.18	2.00	-0.186	1.61	12/13/94 8:51
3	-0.434	1.17	<MDA	5.53	1.65	2.73	<MDA	11.18	2.00	-0.186	0.61	12/13/94 8:54
4	-0.434	1.17	<MDA	5.53	-1.07	1.94	<MDA	11.18	2.00	-0.186	-0.39	12/13/94 8:56
5	-0.434	1.17	<MDA	5.53	-2.42	1.38	<MDA	11.18	2.00	-0.186	-0.89	12/13/94 8:58
6	-0.434	1.17	<MDA	5.53	-2.42	1.38	<MDA	11.18	2.00	-0.186	-0.89	12/13/94 9:00
7	-0.434	1.17	<MDA	5.53	0.29	2.37	<MDA	11.18	2.00	-0.186	0.11	12/13/94 9:02
8	-0.434	1.17	<MDA	5.53	-3.78	1.38	<MDA	11.18	2.00	-0.186	-1.39	12/13/94 9:05
9	-0.434	1.17	<MDA	5.53	-3.78	1.38	<MDA	11.18	2.00	-0.186	-1.39	12/13/94 9:07
10	-0.434	1.17	<MDA	5.53	-2.42	1.38	<MDA	11.18	2.00	-0.186	-0.89	12/13/94 9:09
11	-0.434	1.17	<MDA	5.53	4.36	3.34	<AL	11.18	2.00	-0.186	1.61	12/13/94 9:11
12	0.735	1.17	<MDA	5.53	0.29	2.37	<MDA	11.18	2.00	0.314	0.11	12/13/94 9:13
13	-0.434	1.17	<MDA	5.53	-2.42	1.38	<MDA	11.18	2.00	-0.186	-0.89	12/13/94 9:16
14	0.735	1.17	<MDA	5.53	1.65	2.73	<MDA	11.18	2.00	0.314	0.61	12/13/94 9:18
15	0.735	1.17	<MDA	5.53	-1.07	1.94	<MDA	11.18	2.00	0.314	-0.39	12/13/94 9:20
16	-0.434	1.17	<MDA	5.53	9.79	4.30	<AL	11.18	2.00	-0.186	3.61	12/13/94 9:22
17	-0.434	1.17	<MDA	5.53	-1.07	1.94	<MDA	11.18	2.00	-0.186	-0.39	12/13/94 9:24
18	-0.434	1.17	<MDA	5.53	0.29	2.37	<MDA	11.18	2.00	-0.186	0.11	12/13/94 9:27
19	-0.434	1.17	<MDA	5.53	0.29	2.37	<MDA	11.18	2.00	-0.186	0.11	12/13/94 9:29
20	0.735	1.17	<MDA	5.53	3.00	3.05	<MDA	11.18	2.00	0.314	1.11	12/13/94 9:31
21	-0.434	1.17	<MDA	5.53	4.36	3.34	<AL	11.18	2.00	-0.186	1.61	12/13/94 9:33
22	-0.434	1.17	<MDA	5.53	-1.07	1.94	<MDA	11.18	2.00	-0.186	-0.39	12/13/94 9:35
23	0.735	1.17	<MDA	5.53	-2.42	1.38	<MDA	11.18	2.00	0.314	-0.89	12/13/94 9:38
24	0.735	1.17	<MDA	5.53	3.00	3.05	<MDA	11.18	2.00	0.314	1.11	12/13/94 9:40



**LB5100-W Low Background Counting System – Smear Analysis**

Date: 12/20/94  
 Counting Unit id: 1  
 Data file name: C:\LBXL\UNIT1\B01-051.XLD  
 Batch Ended: 12/13/94 10:17  
 Crosstalk Correction: Not Applied

Alpha activity action level (DPM): 20.00  
 Beta activity action level (DPM): 200.00  
 Certainty level for MDA and flags: 95.00%  
 High Voltage Setting: 1410

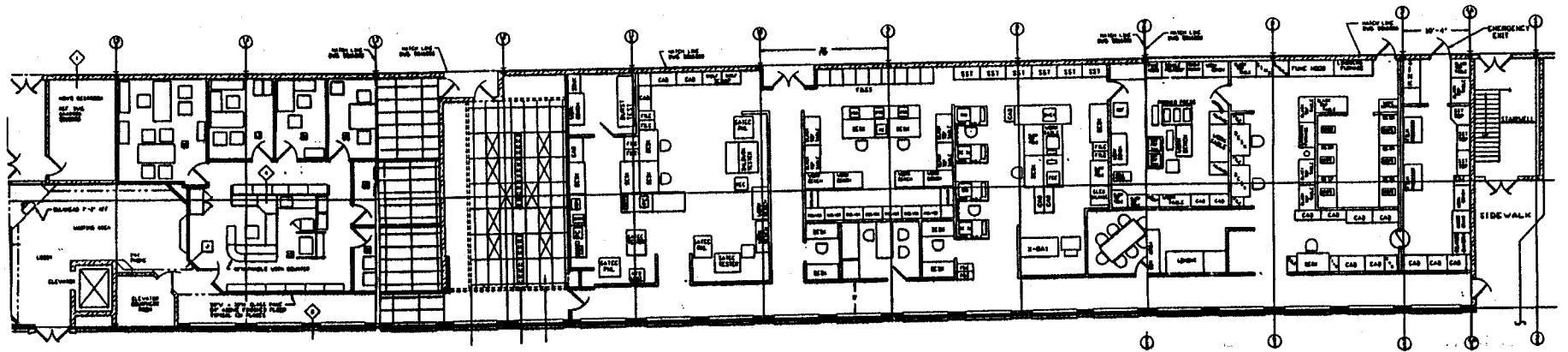
Application Revision: 3  
 Application Version: Standard

Alpha efficiency log file: pu239ab  
 Alpha Efficiency: 42.75%  
 Alpha to Beta Crosstalk: 5.85%  
 Alpha Background (CPM): 0.185714286  
 Alpha Correction Factor: 1.000

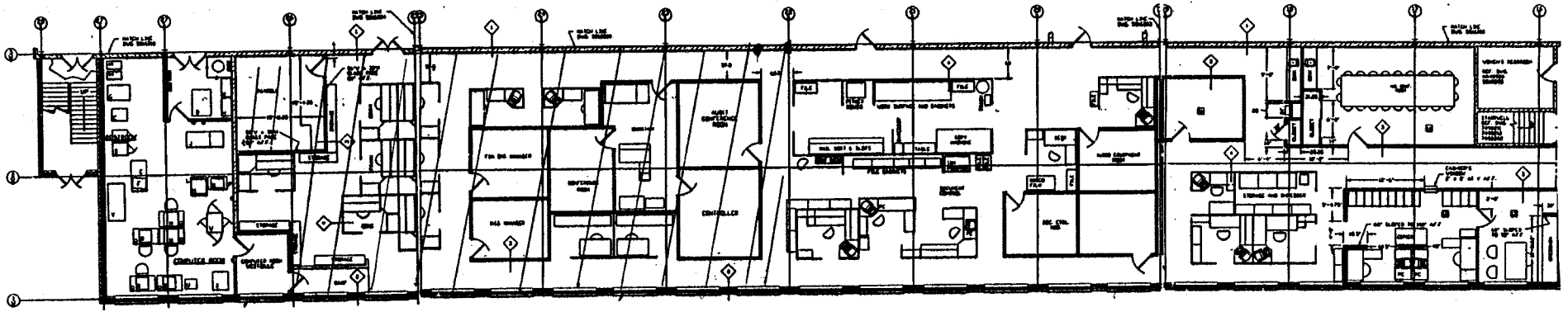
Beta efficiency log file: tc99ab  
 Beta Efficiency: 36.84%  
 Beta into Alpha Crosstalk: 0.03%  
 Beta Background (CPM): 1.392857143  
 Beta Correction Factor: 1.000


Batch ID: Blairsville 1-1-1 lower

Carrier	Alpha Activity				Beta Activity				Count time (min)	Alpha CPM	Beta CPM	Completion Date - Time
	DPM	$\sigma$	flags	MDA	DPM	$\sigma$	flags	MDA				
25	-0.434	1.17	<MDA	5.53	1.65	2.73	<MDA	11.18	2.00	-0.186	0.61	12/13/94 9:42
26	0.735	1.17	<MDA	5.53	0.29	2.37	<MDA	11.18	2.00	0.314	0.11	12/13/94 9:44
27	-0.434	1.17	<MDA	5.53	-1.07	1.94	<MDA	11.18	2.00	-0.186	-0.39	12/13/94 9:46
28	-0.434	1.17	<MDA	5.53	0.29	2.37	<MDA	11.18	2.00	-0.186	0.11	12/13/94 9:49
29	0.735	1.17	<MDA	5.53	-3.78	1.38	<MDA	11.18	2.00	0.314	-1.39	12/13/94 9:51
30	-0.434	1.17	<MDA	5.53	1.65	2.73	<MDA	11.18	2.00	-0.186	0.61	12/13/94 9:53
31	0.735	1.17	<MDA	5.53	0.29	2.37	<MDA	11.18	2.00	0.314	0.11	12/13/94 9:55
32	-0.434	1.17	<MDA	5.53	-1.07	1.94	<MDA	11.18	2.00	-0.186	-0.39	12/13/94 9:57
33	3.074	2.03	<AL	5.53	4.36	3.34	<AL	11.18	2.00	1.314	1.61	12/13/94 10:00
34	-0.434	1.17	<MDA	5.53	0.29	2.37	<MDA	11.18	2.00	-0.186	0.11	12/13/94 10:02
35	-0.434	1.17	<MDA	5.53	0.29	2.37	<MDA	11.18	2.00	-0.186	0.11	12/13/94 10:04
36	0.735	1.17	<MDA	5.53	-1.07	1.94	<MDA	11.18	2.00	0.314	-0.39	12/13/94 10:06
37	0.735	1.17	<MDA	5.53	-1.07	1.94	<MDA	11.18	2.00	0.314	-0.39	12/13/94 10:08
38	0.735	1.17	<MDA	5.53	4.36	3.34	<AL	11.18	2.00	0.314	1.61	12/13/94 10:11
39	-0.434	1.17	<MDA	5.53	4.36	3.34	<AL	11.18	2.00	-0.186	1.61	12/13/94 10:13
40	-0.434	1.17	<MDA	5.53	-1.07	1.94	<MDA	11.18	2.00	-0.186	-0.39	12/13/94 10:15
41	0.735	1.17	<MDA	5.53	3.00	3.05	<MDA	11.18	2.00	0.314	1.11	12/13/94 10:17



N →



 <b>Westinghouse Electric Corporation</b> SPECIALTY METALS PLANT BLAIRSVILLE, PA. USA.	
MAIN BUILDING EQUIPMENT LAYOUT OFFICE AREA	
SCALE: AS SHOWN	DATE: 5/16/64
SHEET: 1 OF 1	REV: 03

## Blairsville Point Survey Form #003

Survey Serial #:	01-052
------------------	--------

Survey Section:	1
-----------------	---

Survey Unit:	1
--------------	---

Survey Sub-unit:	2
------------------	---

Classification:	3
-----------------	---

Survey Type:	Lower
--------------	-------

Survey Date:	12/5/94
--------------	---------

Count Date:	12/13/94
-------------	----------

Alpha Survey Instruments				
Inst. S/N	Inst. Code	Eff. %	Corr. Fac.	Bkg. CPM
1517	7	19.1	5.24	0

Beta Survey Instruments				
Inst. S/N	Inst. Code	Eff. %	Corr. Fac.	Bkg. CPM
1601	13	33.4	2.99	287

Gamma or Beta/Gamma Instruments			
Inst. S/N	Inst. Code	Bkg.	Detection Type
234	23	8	Gamma
1522	22	0.01	Beta / Gamma

Alpha Counting Instruments				
Inst. S/N	Inst. Code	Eff. %	Corr. Fac.	Bkg. CPM
13295	2	42.75	2.34	0.19

Beta Counting Instruments				
Inst. S/N	Inst. Code	Eff. %	Corr. Fac.	Bkg. CPM
13295	3	36.84	2.71	1.39

Surveyor:	V. Taylor / J. Shoemaker
Signature:	

Surface Description	Coordinates		Gamma at 1m	Gamma Inst.	Beta/Gamma Contact	Beta/Gamma Code	Contact Gross 1 min. Count	Alpha Inst.	Contact Gross 1 min. Count	Beta Inst.	Scan Contact Gross CPM		Removable DPM/100 cm2	Alpha Count	Removable DPM/100 cm2	Beta Count	Comments
	X	Y	uR/hr	Code	mR/hr	Code	Alpha	Code	Beta	Code	Max Beta	Avg Beta	Alpha	Code	Beta	Code	
Floor	4	-1.5	8	23	0.012	22	0	7	316	13	323	250	-0.43	2	0.29	3	Tile sub-floor
Floor	6	-2	8	23	0.012	22	3	7	311	13	322	230	-0.43	2	1.65	3	Tile sub-floor
Floor	8	-6	7	23	0.013	22	3	7	329	13	397	290	-0.43	2	0.29	3	Tile sub-floor
Floor	6	-6	8	23	0.012	22	1	7	301	13	335	250	-0.43	2	3.00	3	Tile sub-floor
Floor	2	-8	8	23	0.013	22	0	7	297	13	292	240	-0.43	2	0.29	3	Tile sub-floor

SURVEY DELETED  
(points mislocated)

**LB5100-W Low Background Counting System -- Smear Analysis**

Date: 12/20/94  
 Counting Unit id: 1  
 Data file name: C:\LBXL\UNIT1\B01-052.XLD  
 Batch Ended: 12/13/94 10:28  
 Crosstalk Correction: Not Applied

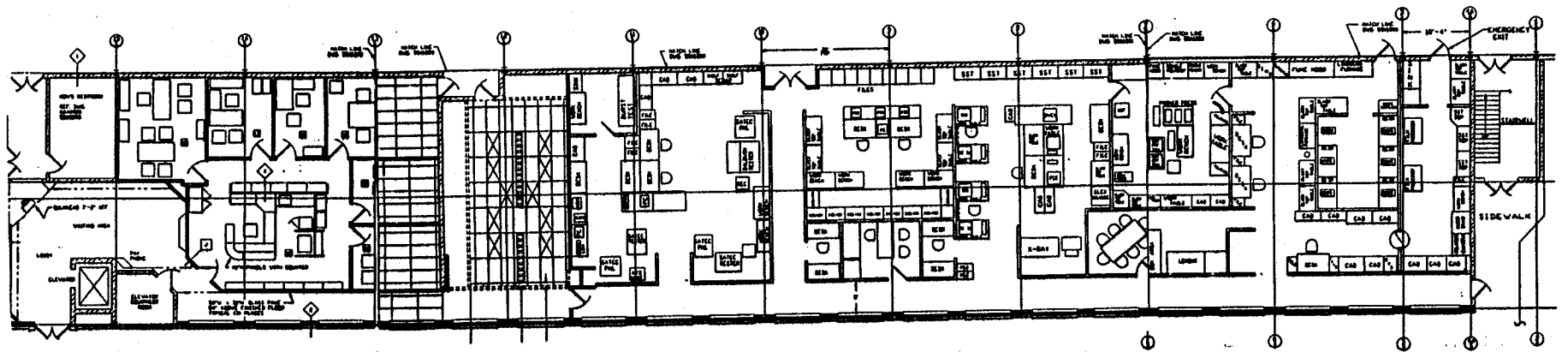
Alpha activity action level (DPM): 20.00  
 Beta activity action level (DPM): 200.00  
 Certainty level for MDA and flags: 95.00%  
 High Voltage Setting: 1410

Application Revision: 3  
 Application Version: Standard

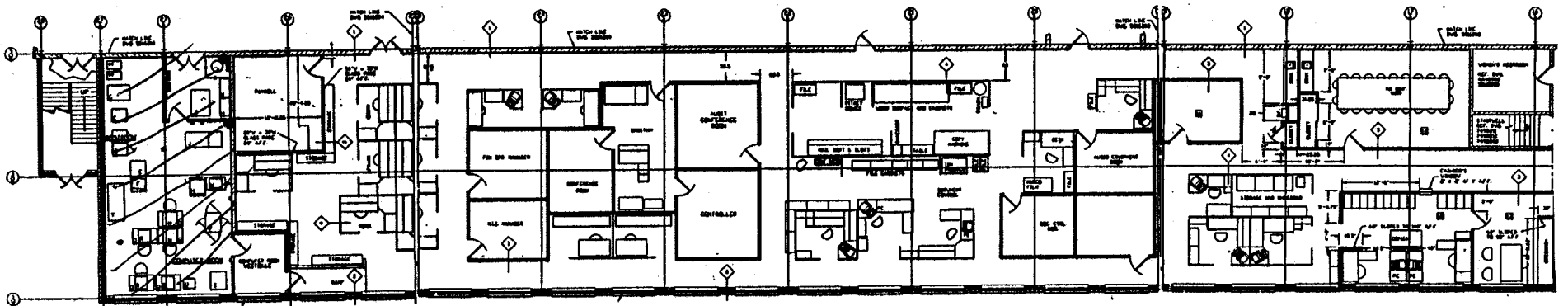
Alpha efficiency log file: pu239ab Alpha Efficiency: 42.75% Alpha to Beta Crosstalk: 5.85% Alpha Background (CPM): 0.185714286 Alpha Correction Factor: 1.000			
Beta efficiency log file: tc99ab Beta Efficiency: 36.84% Beta into Alpha Crosstalk: 0.03% Beta Background (CPM): 1.392857143 Beta Correction Factor: 1.000			
Count time (min)	Alpha CPM	Beta CPM	Completion Date - Time
2.00	-0.186	0.11	12/13/94 10:19
2.00	-0.186	0.61	12/13/94 10:22
2.00	-0.186	0.11	12/13/94 10:24
2.00	-0.186	1.11	12/13/94 10:26
2.00	-0.186	0.11	12/13/94 10:28


Batch ID: Blairsville 1-1-2 lower

Carrier	Alpha Activity				Beta Activity			
	DPM	$\sigma$	flags	MDA	DPM	$\sigma$	flags	MDA
42	-0.434	1.17	<MDA	5.53	0.29	2.37	<MDA	11.18
43	-0.434	1.17	<MDA	5.53	1.65	2.73	<MDA	11.18
44	-0.434	1.17	<MDA	5.53	0.29	2.37	<MDA	11.18
45	-0.434	1.17	<MDA	5.53	3.00	3.05	<MDA	11.18
46	-0.434	1.17	<MDA	5.53	0.29	2.37	<MDA	11.18



N →



	<b>Westinghouse Electric Corporation</b> SPECIALTY METALS PLANT BLAIRSVILLE, PA USA		
	MAIN BUILDING EQUIPMENT LAYOUT OFFICE AREA		
SCALE 25' = 12"		DWG. NO. <b>5516D04</b>	REV. <b>03</b>
SHEET 1 OF 1 SHEETS			

# Blairsville Point Survey Form #003

Survey Serial #:	01-053
Survey Section:	1
Survey Unit:	47
Survey Sub-unit:	1

Alpha Survey Instruments				
Inst. S/N	Inst. Code	Eff. %	Corr. Fac.	Bkg. CPM
1517	7	19.1	5.24	2


Beta Survey Instruments				
Inst. S/N	Inst. Code	Eff. %	Corr. Fac.	Bkg. CPM
1601	13	33.4	2.99	436

Gamma or Beta/Gamma Instruments			
Inst. S/N	Inst. Code	Bkg.	Detection Type
234	23	17	Gamma
1522	22	0.01	Beta / Gamma

Classification:	3
Survey Type:	Lower
Survey Date:	12/5/94
Count Date:	12/13/94

Alpha Counting Instruments				
Inst. S/N	Inst. Code	Eff. %	Corr. Fac.	Bkg. CPM
13295	2	42.75	2.34	0.19

Beta Counting Instruments				
Inst. S/N	Inst. Code	Eff. %	Corr. Fac.	Bkg. CPM
13295	3	36.84	2.71	1.39

Surveyor:	V. Taylor / J. Shoemaker
Signature:	

Surface Description	Coordinates		Gamma at 1m	Gamma Inst.	Beta/Gamma Contact	Beta/Gamma	Contact Gross 1 min. Count	Alpha Inst.	Contact Gross 1 min. Count	Beta Inst.	Scan Contact Gross CPM		Removable DPM/100 cm2	Alpha Count	Removable DPM/100 cm2	Beta Count	Comments
	X	Y	uR/hr	Code	mR/hr	Code	Alpha	Code	Beta	Code	Max Beta	Avg Beta	Alpha	Code	Beta	Code	
Floor	4.5	-1	13	23	0.011	22	3	7	441	13	456	350	-0.43	2	7.08	3	Rubber tile
Floor	4.5	-2	17	23	0.016	22	2	7	411	13	400	250	-0.43	2	-1.07	3	Rubber tile

**LB5100-W Low Background Counting System -- Smear Analysis**

Date: 12/20/94  
 Counting Unit id: 1  
 Data file name: C:\LBXL\UNIT1\B01-053.XLD  
 Batch Ended: 12/13/94 10:33  
 Crosstalk Correction: Not Applied

Alpha activity action level (DPM): 20.00  
 Beta activity action level (DPM): 200.00  
 Certainty level for MDA and flags: 95.00%  
 High Voltage Setting: 1410

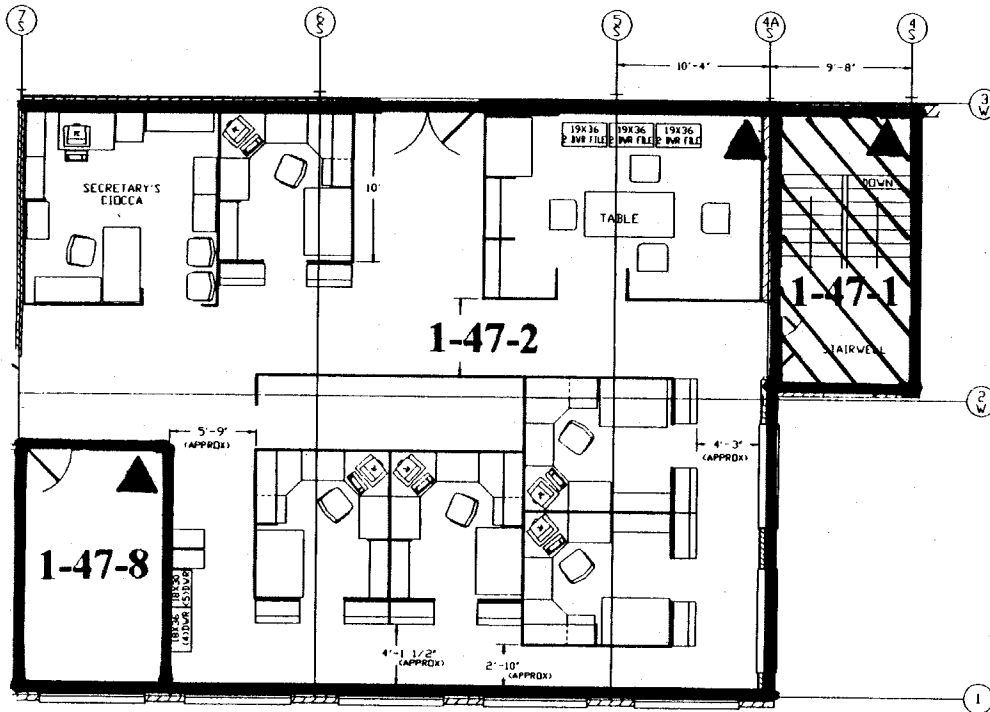
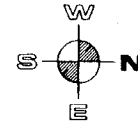
Application Revision: 3  
 Application Version: Standard

Batch ID: Blairsville 1-47-1 lower

Carrier	Alpha Activity				Beta Activity			
	DPM	$\sigma$	flags	MDA	DPM	$\sigma$	flags	MDA
47	-0.434	1.17	<MDA	5.53	7.08	3.85	<AL	11.18
48	-0.434	1.17	<MDA	5.53	-1.07	1.94	<MDA	11.18

Alpha efficiency log file: pu239ab Alpha Efficiency: 42.75% Alpha to Beta Crosstalk: 5.85% Alpha Background (CPM): 0.185714286 Alpha Correction Factor: 1.000			
Beta efficiency log file: tc99ab Beta Efficiency: 36.84% Beta into Alpha Crosstalk: 0.03% Beta Background (CPM): 1.392857143 Beta Correction Factor: 1.000			
Count time (min)	Alpha CPM	Beta CPM	Completion Date - Time
2.00	-0.186	2.61	12/13/94 10:31
2.00	-0.186	-0.39	12/13/94 10:33

5516D38



SURVEY DATE: 12/5/94

SU: #01-053

SUBUNIT # 1-47-1

*JMS*

NOTE: ▲ DESIGNATES NORTHERN MOST WEST CORNER (0, 0 Reference point)

WESTINGHOUSE ENGINEERING SERVICES  
 1000 WESTINGHOUSE CENTER  
 PITTSBURGH, PA 15222-0001  
 (412) 760-0000  
 FAX (412) 760-0001  
 WWW.WESTINGHOUSE.COM

WESTINGHOUSE PROPRIETARY DATA  
 THIS DOCUMENT CONTAINS PROPRIETARY INFORMATION OF THE WESTINGHOUSE ELECTRIC CORPORATION. NO PART OF THIS DOCUMENT IS TO BE REPRODUCED OR TRANSMITTED IN ANY FORM OR BY ANY MEANS, WITHOUT THE PRIOR WRITTEN PERMISSION OF THE WESTINGHOUSE ELECTRIC CORPORATION.

DESIGN	W. CLAYSON	10-23-94
DATE		
BY		
CHECKED		
DATE		
APP		

<b>Westinghouse Electric Corporation</b> SPECIALTY METALS PLANT BIADSVILLE, PA USA	
TITLE: MAIN BUILDING 2ND FLR., NORTH OFFICE LAYOUT	
SCALE: 1/8" = 1'-0"	5516D38



# Blairsville Point Survey Form #003

Survey Serial #:	01-054
------------------	--------

Survey Section:	1
-----------------	---

Survey Unit:	47
--------------	----

Survey Sub-unit:	2
------------------	---

Classification:	3
-----------------	---

Survey Type:	Lower
--------------	-------

Survey Date:	12/5/94
--------------	---------

Count Date:	12/7/94
-------------	---------


Alpha Survey Instruments				
Inst. S/N	Inst. Code	Eff. %	Corr. Fac.	Bkg. CPM
1517	7	19.1	5.24	1

Beta Survey Instruments				
Inst. S/N	Inst. Code	Eff. %	Corr. Fac.	Bkg. CPM
1601	13	33.4	2.99	285

Gamma or Beta/Gamma Instruments			
Inst. S/N	Inst. Code	Bkg.	Detection Type
234	23	8	Gamma
1522	22	0.01	Beta / Gamma

Alpha Counting Instruments				
Inst. S/N	Inst. Code	Eff. %	Corr. Fac.	Bkg. CPM
13295	2	42.75	2.34	0.19

Beta Counting Instruments				
Inst. S/N	Inst. Code	Eff. %	Corr. Fac.	Bkg. CPM
13295	3	36.84	2.71	1.39

Surveyor:	V. Taylor / J. Shoemaker
Signature:	

Surface Description	Coordinates		Gamma at 1m	Gamma Inst.	Beta/Gamma Contact	Beta/Gamma Code	Contact Gross 1 min. Count	Alpha Inst.	Contact Gross 1 min. Count	Beta Inst.	Scan Contact Gross CPM		Removable DPM/100 cm2	Alpha Count	Removable DPM/100 cm2	Beta Count	Comments
	X	Y	uR/hr	Code	mR/hr	Code	Alpha	Code	Beta	Code	Max Beta	Avg Beta	Alpha	Code	Beta	Code	
	Floor	5	-2	8	23	0.01	22	4	7	285	13	348	260	-0.43	2	0.29	
Floor	2	-1.5	9	23	0.01	22	0	7	313	13	351	230	0.74	2	3.00	3	Carpet
Floor	7	-1	9	23	0.014	22	1	7	248	13	286	230	-0.43	2	-2.42	3	Carpet
Floor	7	-3	7	23	0.014	22	2	7	240	13	329	240	-0.43	2	-1.07	3	Carpet
Floor	9	-1	7	23	0.012	22	1	7	252	13	306	240	-0.43	2	-1.07	3	Carpet
Floor	9	-3	7	23	0.01	22	0	7	268	13	342	240	-0.43	2	0.29	3	Carpet
Floor	11	-1	8	23	0.015	22	1	7	292	13	375	260	-0.43	2	-1.07	3	Carpet
Floor	11	-5	7	23	0.01	22	1	7	260	13	403	250	-0.43	2	1.65	3	Carpet
Floor	9	-6.5	7	23	0.019	22	0	7	277	13	382	240	-0.43	2	-1.07	3	Carpet
Floor	11	-9	7	23	0.01	22	1	7	258	13	341	250	-0.43	2	1.65	3	Carpet
Floor	9	-9	7	23	0.01	22	1	7	310	13	340	230	-0.43	2	-1.07	3	Carpet
Floor	11	-11	7	23	0.013	22	2	7	288	13	295	230	-0.43	2	-2.42	3	Carpet
Floor	9	-11	6	23	0.013	22	0	7	282	13	345	300	-0.43	2	3.00	3	Carpet
Floor	5	-11	7	23	0.014	22	0	7	258	13	334	230	-0.43	2	0.29	3	Carpet
Floor	6	-8	6	23	0.012	22	3	7	261	13	328	230	-0.43	2	0.29	3	Carpet
Floor	2	-4	7	23	0.018	22	0	7	291	13	351	230	-0.43	2	1.65	3	Carpet
Floor	5	-6	6	23	0.012	22	1	7	261	13	347	260	-0.43	2	1.65	3	Carpet
Floor	1	-6	6	23	0.014	22	0	7	283	13	384	250	1.90	2	1.65	3	Carpet
Floor	2	-7	6	23	0.015	22	3	7	264	13	392	250	-0.43	2	-1.07	3	Carpet
Floor	2	-10	6	23	0.012	22	2	7	298	13	320	240	0.74	2	1.65	3	Carpet
Floor	5	-10	6	23	0.013	22	0	7	236	13	402	260	-0.43	2	3.00	3	Carpet
Floor	2	-13	6	23	0.01	22	1	7	277	13	327	240	-0.43	2	-1.07	3	Carpet
Floor	5	-14	6	23	0.013	22	1	7	271	13	289	240	0.74	2	5.72	3	Carpet

# Blairsville Point Survey Form #003

Survey Serial #:	01-054
------------------	--------

Alpha Survey Instruments				
Inst. S/N	Inst. Code	Eff. %	Corr. Fac.	Bkg. CPM
1517	7	19.1	5.24	1


Beta Survey Instruments				
Inst. S/N	Inst. Code	Eff. %	Corr. Fac.	Bkg. CPM
1601	13	33.4	2.99	285

Gamma or Beta/Gamma Instruments			
Inst. S/N	Inst. Code	Bkg.	Detection Type
234	23	8	Gamma
1522	22	0.01	Beta / Gamma

Classification:	3
Survey Type:	Lower

Alpha Counting Instruments				
Inst. S/N	Inst. Code	Eff. %	Corr. Fac.	Bkg. CPM
13295	2	42.75	2.34	0.19

Beta Counting Instruments				
Inst. S/N	Inst. Code	Eff. %	Corr. Fac.	Bkg. CPM
13295	3	36.84	2.71	1.39

Surveyor:	V. Taylor / J. Shoemaker
Signature:	

Survey Date:	12/5/94
Count Date:	12/7/94

Surface Description	Coordinates		Gamma at 1m	Gamma Inst.	Beta/Gamma Contact	Beta/Gamma Code	Contact Gross 1 min. Count	Alpha Inst. Code	Contact Gross 1 min. Count	Beta Inst. Code	Scan Contact Gross CPM		Removable DPM/100 cm2	Alpha Count	Removable DPM/100 cm2	Beta Count	Comments
	X	Y	uR/hr	Code	mR/hr	Code	Alpha	Beta	Code	Code	Max Beta	Avg Beta	Alpha	Code	Beta	Code	
Floor	6	-14	6	23	0.01	22	1	7	299	13	386	260	-0.43	2	1.65	3	Carpet
Floor	6	-16	7	23	0.012	22	1	7	269	13	340	260	-0.43	2	-2.42	3	Carpet
Floor	6	-19	7	23	0.012	22	0	7	296	13	380	280	-0.43	2	5.72	3	Carpet
Floor	6	-22	6	23	0.012	22	1	7	263	13	344	230	0.74	2	4.36	3	Carpet
Floor	6	-27	5	23	0.01	22	2	7	318	13	335	260	0.74	2	0.29	3	Carpet
Floor	6	-31	6	23	0.012	22	0	7	272	13	342	240	-0.43	2	-1.07	3	Carpet
Floor	2	-31	6	23	0.018	22	0	7	261	13	350	260	-0.43	2	5.72	3	Carpet
Floor	8	-31	5	23	0.01	22	5	7	255	13	382	250	-0.43	2	3.00	3	Carpet
Floor	6	-33	5	23	0.012	22	1	7	417	13	343	300	-0.43	2	3.00	3	Carpet

**LB5100-W Low Background Counting System -- Smear Analysis**

Date: 12/13/94  
 Counting Unit id: 1  
 Data file name: C:\LBXL\UNIT1\B01-054.XLD  
 Batch Ended: 12/7/94 11:26  
 Crosstalk Correction: Not Applied

Alpha activity action level (DPM): 20.00  
 Beta activity action level (DPM): 200.00  
 Certainty level for MDA and flags: 95.00%  
 High Voltage Setting: 1410

Application Revision: 3  
 Application Version: Standard

Alpha efficiency log file: pu239ab  
 Alpha Efficiency: 42.75%  
 Alpha to Beta Crosstalk: 5.85%  
 Alpha Background (CPM): 0.185714286  
 Alpha Correction Factor: 1.000

Beta efficiency log file: tc99ab  
 Beta Efficiency: 36.84%  
 Beta into Alpha Crosstalk: 0.03%  
 Beta Background (CPM): 1.392857143  
 Beta Correction Factor: 1.000

Batch ID: Blairsville 1-47-2 lower

Carrier	Alpha Activity				Beta Activity				Count time (min)	Alpha CPM	Beta CPM	Completion Date - Time
	DPM	$\sigma$	flags	MDA	DPM	$\sigma$	flags	MDA				
41	-0.434	1.17	<MDA	5.53	0.29	2.37	<MDA	11.18	2.00	-0.186	0.11	12/7/94 10:09
42	0.735	1.17	<MDA	5.53	3.00	3.05	<MDA	11.18	2.00	0.314	1.11	12/7/94 10:12
43	-0.434	1.17	<MDA	5.53	-2.42	1.38	<MDA	11.18	2.00	-0.186	-0.89	12/7/94 10:14
44	-0.434	1.17	<MDA	5.53	-1.07	1.94	<MDA	11.18	2.00	-0.186	-0.39	12/7/94 10:16
45	-0.434	1.17	<MDA	5.53	-1.07	1.94	<MDA	11.18	2.00	-0.186	-0.39	12/7/94 10:18
46	-0.434	1.17	<MDA	5.53	0.29	2.37	<MDA	11.18	2.00	-0.186	0.11	12/7/94 10:20
47	-0.434	1.17	<MDA	5.53	-1.07	1.94	<MDA	11.18	2.00	-0.186	-0.39	12/7/94 10:22
48	-0.434	1.17	<MDA	5.53	1.65	2.73	<MDA	11.18	2.00	-0.186	0.61	12/7/94 10:25
49	-0.434	1.17	<MDA	5.53	-1.07	1.94	<MDA	11.18	2.00	-0.186	-0.39	12/7/94 10:27
50	-0.434	1.17	<MDA	5.53	1.65	2.73	<MDA	11.18	2.00	-0.186	0.61	12/7/94 10:29
51	-0.434	1.17	<MDA	5.53	-1.07	1.94	<MDA	11.18	2.00	-0.186	-0.39	12/7/94 10:31
52	-0.434	1.17	<MDA	5.53	-2.42	1.38	<MDA	11.18	2.00	-0.186	-0.89	12/7/94 10:34
53	-0.434	1.17	<MDA	5.53	3.00	3.05	<MDA	11.18	2.00	-0.186	1.11	12/7/94 10:36
54	-0.434	1.17	<MDA	5.53	0.29	2.37	<MDA	11.18	2.00	-0.186	0.11	12/7/94 10:38
55	-0.434	1.17	<MDA	5.53	0.29	2.37	<MDA	11.18	2.00	-0.186	0.11	12/7/94 10:40
56	-0.434	1.17	<MDA	5.53	1.65	2.73	<MDA	11.18	2.00	-0.186	0.61	12/7/94 10:42
57	-0.434	1.17	<MDA	5.53	1.65	2.73	<MDA	11.18	2.00	-0.186	0.61	12/7/94 10:44
58	1.905	1.66	<AL	5.53	1.65	2.73	<MDA	11.18	2.00	0.814	0.61	12/7/94 10:47
59	-0.434	1.17	<MDA	5.53	-1.07	1.94	<MDA	11.18	2.00	-0.186	-0.39	12/7/94 10:49
60	0.735	1.17	<MDA	5.53	1.65	2.73	<MDA	11.18	2.00	0.314	0.61	12/7/94 10:51
61	-0.434	1.17	<MDA	5.53	3.00	3.05	<MDA	11.18	2.00	-0.186	1.11	12/7/94 10:53
62	-0.434	1.17	<MDA	5.53	-1.07	1.94	<MDA	11.18	2.00	-0.186	-0.39	12/7/94 10:56
63	0.735	1.17	<MDA	5.53	5.72	3.60	<AL	11.18	2.00	0.314	2.11	12/7/94 10:58
64	-0.434	1.17	<MDA	5.53	1.65	2.73	<MDA	11.18	2.00	-0.186	0.61	12/7/94 11:00

**LB5100-W Low Background Counting System -- Smear Analysis**

Date: 12/13/94  
 Counting Unit id: 1  
 Data file name: C:\LBXL\UNIT1\B01-054.XLD  
 Batch Ended: 12/7/94 11:26  
 Crosstalk Correction: Not Applied

Alpha activity action level (DPM): 20.00  
 Beta activity action level (DPM): 200.00  
 Certainty level for MDA and flags: 95.00%  
 High Voltage Setting: 1410

Application Revision: 3  
 Application Version: Standard

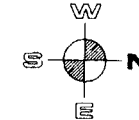
Batch ID: Blairsville 1-47-2 lower

Alpha efficiency log file: pu239ab  
 Alpha Efficiency: 42.75%  
 Alpha to Beta Crosstalk: 5.85%  
 Alpha Background (CPM): 0.185714286  
 Alpha Correction Factor: 1.000

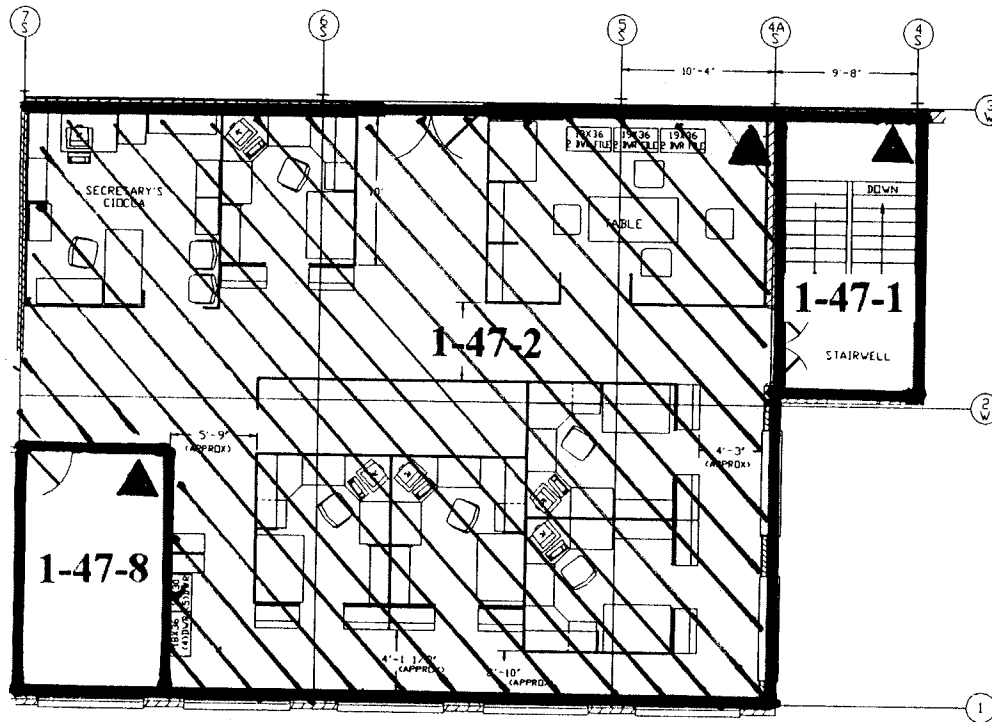
Beta efficiency log file: tc99ab  
 Beta Efficiency: 36.84%  
 Beta into Alpha Crosstalk: 0.03%  
 Beta Background (CPM): 1.392857143  
 Beta Correction Factor: 1.000

Carrier	Alpha Activity				Beta Activity				Count time (min)	Alpha CPM	Beta CPM	Completion Date - Time
	DPM	$\sigma$	flags	MDA	DPM	$\sigma$	flags	MDA				
65	-0.434	1.17	<MDA	5.53	-2.42	1.38	<MDA	11.18	2.00	-0.186	-0.89	12/7/94 11:02
66	-0.434	1.17	<MDA	5.53	-2.42	1.38	<MDA	11.18	2.00	-0.186	-0.89	12/7/94 11:04
67	-0.434	1.17	<MDA	5.53	5.72	3.60	<AL	11.18	2.00	-0.186	2.11	12/7/94 11:07
68	1.905	1.66	<AL	5.53	3.00	3.05	<MDA	11.18	2.00	0.814	1.11	12/7/94 11:09
69	0.735	1.17	<MDA	5.53	4.36	3.34	<AL	11.18	2.00	0.314	1.61	12/7/94 11:11
70	-0.434	1.17	<MDA	5.53	-1.07	1.94	<MDA	11.18	2.00	-0.186	-0.39	12/7/94 11:13
71	0.735	1.17	<MDA	5.53	0.29	2.37	<MDA	11.18	2.00	0.314	0.11	12/7/94 11:15
72	-0.434	1.17	<MDA	5.53	1.65	2.73	<MDA	11.18	2.00	-0.186	0.61	12/7/94 11:17
73	-0.434	1.17	<MDA	5.53	-1.07	1.94	<MDA	11.18	2.00	-0.186	-0.39	12/7/94 11:20
74	-0.434	1.17	<MDA	5.53	5.72	3.60	<AL	11.18	2.00	-0.186	2.11	12/7/94 11:22
75	-0.434	1.17	<MDA	5.53	3.00	3.05	<MDA	11.18	2.00	-0.186	1.11	12/7/94 11:24
76	-0.434	1.17	<MDA	5.53	3.00	3.05	<MDA	11.18	2.00	-0.186	1.11	12/7/94 11:26

5516D36



MATCH LINE  
5516D37



*SURVEY DATE: 11-5-94*

*SN: #01-054*

*SURVEY UNIT: 1-47-2*

*BY: JMS*

**NOTE:** ▲ DESIGNATES NORTHERN MOST WEST CORNER (0, 0 Reference point)

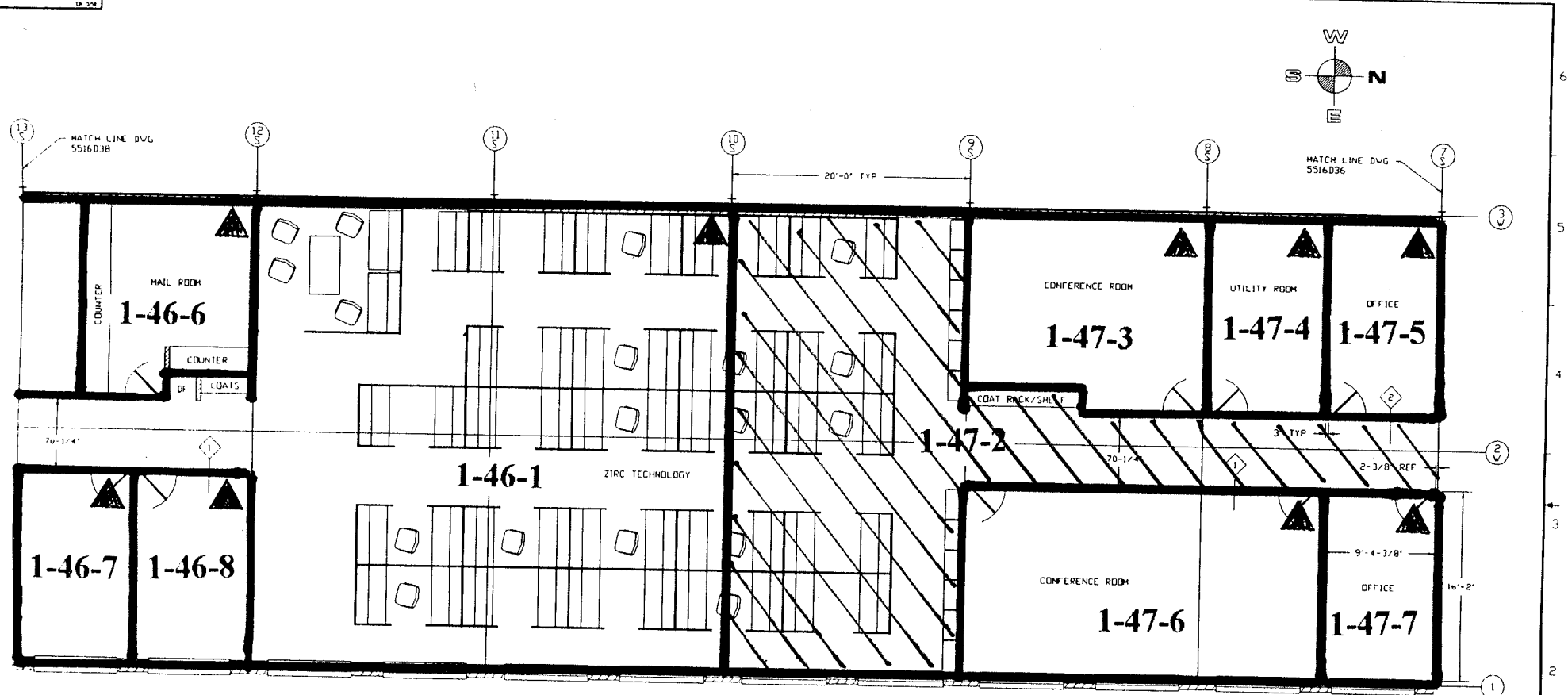
TO LEASEE'S & WORKING NOTES  
UNLESS OTHERWISE SPECIFIED  
ALL DIMENSIONS SHALL BE TO THE  
CENTERLINE OF WALLS UNLESS  
OTHERWISE SPECIFIED  
ALL DIMENSIONS SHALL BE TO THE  
CENTERLINE OF WALLS UNLESS  
OTHERWISE SPECIFIED  
ALL DIMENSIONS SHALL BE TO THE  
CENTERLINE OF WALLS UNLESS  
OTHERWISE SPECIFIED

WESTINGHOUSE PROPRIETARY DATA  
THIS DOCUMENT CONTAINS PROPRIETARY INFORMATION OF THE WESTINGHOUSE ELECTRIC CORPORATION  
WHICH IS THE PROPERTY OF WESTINGHOUSE ELECTRIC CORPORATION  
AND IS LOANED TO YOU BY WESTINGHOUSE ELECTRIC CORPORATION  
IT IS TO BE RETURNED UPON REQUEST AND NOT BE REPRODUCED OR TRANSMITTED IN ANY FORM OR BY ANY MEANS  
WITHOUT THE WRITTEN PERMISSION OF THE WESTINGHOUSE  
ELECTRIC CORPORATION

REV. OF THIS CLAUSE: 10/23/94  
DATE: 11/5/94  
SCALE: AS SHOWN  
SHEET NO. 1 OF 1

**Westinghouse Electric Corporation**  
SPECIALTY METALS PLANT BLAIRSVILLE PA USA  
TITLE: MAIN BUILDING  
2nd FLOOR - NORTH  
OFFICE LAYOUT  
SCALE: AS SHOWN  
SHEET NO. 1 OF 1  
DWG. NO. 5516D36

5516D37



SURVEY DATE: 12-5-99

SN: 01-054

SURVEY ANIT: 1.47-2

BY: *JMS*

NOTE: ▲ DESIGNATES NORTHERN MOST WEST CORNER (0, 0 Reference point)

WESTINGHOUSE PROPRIETARY DATA

THIS DOCUMENT CONTAINS PROPRIETARY DATA OF THE WESTINGHOUSE CORPORATION. IT IS TO BE KEPT IN CONFIDENCE AND NOT TO BE REPRODUCED OR TRANSMITTED IN ANY FORM OR BY ANY MEANS, ELECTRONIC OR MECHANICAL, INCLUDING PHOTOCOPYING, RECORDING, OR BY ANY INFORMATION STORAGE AND RETRIEVAL SYSTEM, WITHOUT THE WRITTEN PERMISSION OF THE WESTINGHOUSE CORPORATION.

DESIGN	DATE
BY	
CHECKED	
DATE	
BY	
CHECKED	
DATE	
BY	

Westinghouse Electric Corporation  
SPECIALTY METALS PLANT BLAIRSVILLE PA USA

OFFICE LAYOUT  
SECOND FLOOR  
MAIN BUILDING

SCALE 25' = 1" 1/2"  
SHEET 1 OF 1 SHEETS  
DWG. NO. 5516D37

# Blairsville Point Survey Form #003

Survey Serial #:	01-055
------------------	--------

Survey Section:	1
Survey Unit:	46
Survey Sub-unit:	2

Classification:	3
Survey Type:	Lower

Survey Date:	12/6/94
Count Date:	1/5/95


Alpha Survey Instruments				
Inst. S/N	Inst. Code	Eff. %	Corr. Fac.	Bkg. CPM
1517	7	19.1	5.24	4

Beta Survey Instruments				
Inst. S/N	Inst. Code	Eff. %	Corr. Fac.	Bkg. CPM
1601	13	33.4	2.99	601

Gamma or Beta/Gamma Instruments			
Inst. S/N	Inst. Code	Bkg.	Detection Type
234	23	15	Gamma
1522	22	0.016	Beta / Gamma

Alpha Counting Instruments				
Inst. S/N	Inst. Code	Eff. %	Corr. Fac.	Bkg. CPM
13295	2	33.88	2.95	0.28

Beta Counting Instruments				
Inst. S/N	Inst. Code	Eff. %	Corr. Fac.	Bkg. CPM
13295	3	37.13	2.69	2.06

Surveyor:	V. Taylor / J. Shoemaker
Signature:	

Surface Description	Coordinates		Gamma at 1m	Gamma Inst.	Beta/Gamma Contact	Beta/Gamma Code	Contact Gross 1 min. Count	Alpha Inst. Code	Contact Gross 1 min. Count	Beta Inst. Code	Scan Contact Gross CPM		Removable DPM/100 cm2	Alpha Count	Removable DPM/100 cm2	Beta Count	Comments
	X	Y	uR/hr	Code	mR/hr	Code	Alpha	Beta	Code	Max Beta	Avg Beta	Alpha	Code	Beta	Code		
Floor	1	-2	15	23	0.015	22	5	7	660	13	791	600	-0.82	2	-0.17	3	Ceramic tile
Floor	2	-3	14	23	0.013	22	6	7	655	13	640	570	0.65	2	-2.87	3	Ceramic tile
Floor	1	-4	13	23	0.015	22	2	7	568	13	750	505	0.65	2	1.17	3	Ceramic tile

**LB5100-W Low Background Counting System -- Smear Analysis**

Date: 1/5/95  
 Counting Unit id: 1  
 Data file name: C:\LBXL\UNIT1\B01-055.XLD  
 Batch Ended: 1/5/95 9:46  
 Crosstalk Correction: Not Applied

Alpha activity action level (DPM): 20.00  
 Beta activity action level (DPM): 200.00  
 Certainty level for MDA and flags: 95.00%  
 High Voltage Setting: 1410

Application Revision: 3  
 Application Version: Standard

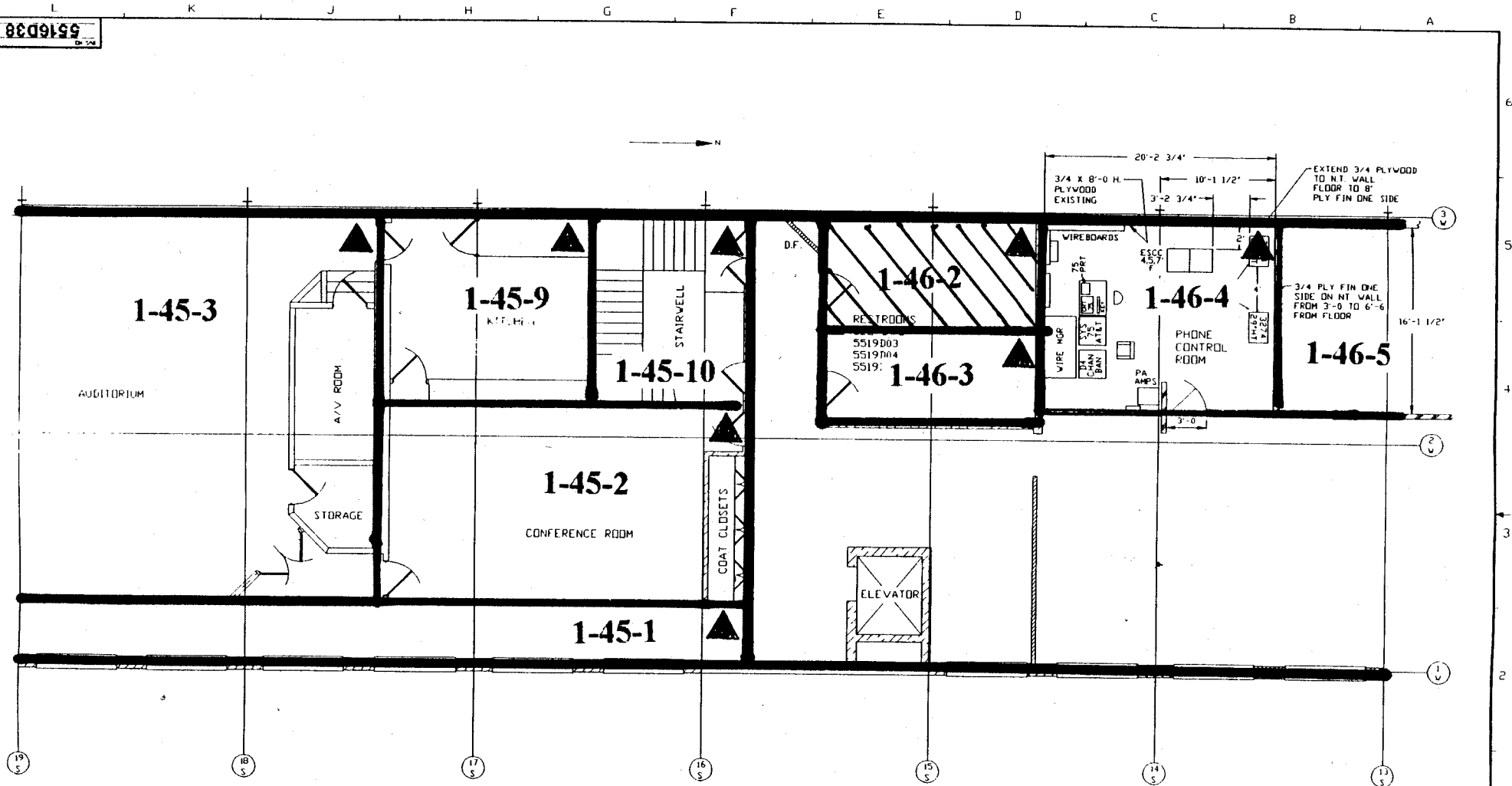
Batch ID: Blairsville 1-46-2 lower

Carrier	Alpha Activity				Beta Activity				Count time (min)	Alpha CPM	Beta CPM	Completion Date - Time
	DPM	$\sigma$	flags	MDA	DPM	$\sigma$	flags	MDA				
1	-0.822	1.48	<MDA	7.64	-0.17	2.71	<MDA	12.71	2.00	-0.279	-0.06	1/5/95 9:42
2	0.654	1.48	<MDA	7.64	-2.87	1.93	<MDA	12.71	2.00	0.221	-1.06	1/5/95 9:44
3	0.654	1.48	<MDA	7.64	1.17	3.03	<MDA	12.71	2.00	0.221	0.44	1/5/95 9:46

Alpha efficiency log file: th230ab Alpha Efficiency: 33.88% Alpha to Beta Crosstalk: 24.12% Alpha Background (CPM): 0.278571429 Alpha Correction Factor: 1.000
Beta efficiency log file: tc99ab Beta Efficiency: 37.13% Beta into Alpha Crosstalk: 0.03% Beta Background (CPM): 2.064285714 Beta Correction Factor: 1.000



5516D38



*SURVEY DATE: 12-6-94*  
*SN: 01-055*

**NOTE: ▲ DESIGNATES NORTHERN MOST WEST CORNER (0, 0 Reference point)**

*SURVEY UNIT: 1.46.2*  
*BY: JMS*

WESTINGHOUSE PROPRIETARY DATA  
 THIS DOCUMENT CONTAINS PROPRIETARY INFORMATION OF THE WESTINGHOUSE ELECTRIC CORPORATION. IT IS TO BE USED ONLY FOR OPERATIONAL PURPOSES AND IS NOT TO BE REPRODUCED OR TRANSMITTED IN ANY FORM OR BY ANY MEANS, ELECTRONIC OR MECHANICAL, INCLUDING PHOTOCOPYING, RECORDING, OR BY ANY INFORMATION STORAGE AND RETRIEVAL SYSTEM, WITHOUT THE PRIOR WRITTEN PERMISSION OF THE WESTINGHOUSE ELECTRIC CORPORATION.

DESIGNED BY: ANDERSON  
 DRAWN BY: [blank]  
 CHECKED BY: [blank]  
 DATE: [blank]  
 SCALE: 1/8" = 1'-0"

**Westinghouse Electric Corporation**  
 SPECIALTY METALS PLANT BEARSVILLE, PA USA  
**MAIN BLDG. EQUIPMENT LAYOUT**  
**SECOND FLOOR LOBBY**  
 SCALE: 1/8" = 1'-0"  
 SHEET 1 OF 1 SHEETS  
 DATA NO. **5516D38**

# Blairsville Point Survey Form #003

Survey Serial #:	01-056
------------------	--------

Alpha Survey Instruments				
Inst. S/N	Inst. Code	Eff. %	Corr. Fac.	Bkg. CPM
1517	7	19.1	5.24	5


Beta Survey Instruments				
Inst. S/N	Inst. Code	Eff. %	Corr. Fac.	Bkg. CPM
1601	13	33.4	2.99	274

Gamma or Beta/Gamma Instruments			
Inst. S/N	Inst. Code	Bkg.	Detection Type
234	23	5	Gamma
1522	22	0.012	Beta / Gamma

Classification:	3
Survey Type:	Lower

Alpha Counting Instruments				
Inst. S/N	Inst. Code	Eff. %	Corr. Fac.	Bkg. CPM
13295	2	33.88	2.95	0.28

Beta Counting Instruments				
Inst. S/N	Inst. Code	Eff. %	Corr. Fac.	Bkg. CPM
13295	3	37.13	2.69	2.06

Surveyor:	V. Taylor / J. Shoemaker
Signature:	

Survey Date:	12/6/94
Count Date:	1/5/95

Surface Description	Coordinates		Gamma at 1m	Gamma Inst.	Beta/Gamma Contact	Beta/Gamma Code	Contact Gross 1 min. Count	Alpha Inst. Code	Contact Gross 1 min. Count	Beta Inst. Code	Scan Contact Gross CPM		Removable DPM/100 cm2	Alpha Count	Removable DPM/100 cm2	Beta Count	Comments
	X	Y	uR/hr	Code	mR/hr	Code	Alpha	Beta	Code	Max Beta	Avg Beta	Alpha	Beta	Code			
	Floor	6	0	5	23	0.012	22	4	7	238	13	329	230	-0.82	2	1.17	
Floor	6	-4.5	5	23	0.01	22	0	7	280	13	405	270	-0.82	2	-1.52	3	Carpet
Floor	1	-3	6	23	0.019	22	3	7	277	13	355	270	3.60	2	1.17	3	Carpet
Floor	1	-6	6	23	0.013	22	2	7	275	13	347	260	-0.82	2	-2.87	3	Carpet
Floor	3.5	-3	5	23	0.019	22	1	7	264	13	348	260	-0.82	2	-4.21	3	Carpet
Floor	4	-6	5	23	0.01	22	0	7	305	13	354	260	-0.82	2	-4.21	3	Carpet
Floor	8	-4.5	5	23	0.011	22	3	7	258	13	331	230	-0.82	2	1.17	3	Carpet
Floor	8	-3	4	23	0.016	22	0	7	248	13	343	220	-0.82	2	-1.52	3	Carpet
Floor	8	-6	5	23	0.013	22	0	7	240	13	274	230	-0.82	2	-4.21	3	Carpet
Floor	10.5	-4.5	5	23	0.01	22	0	7	271	13	338	250	-0.82	2	-4.21	3	Carpet
Floor	6	-8	5	23	0.016	22	0	7	273	13	480	240	0.65	2	-1.52	3	Carpet
Floor	6	-11.5	5	23	0.019	22	1	7	269	13	307	250	-0.82	2	-2.87	3	Carpet
Floor	1	-10	6	23	0.017	22	0	7	278	13	321	260	0.65	2	-1.52	3	Carpet
Floor	4	-10	5	23	0.021	22	0	7	249	13	291	240	2.13	2	3.87	3	Carpet
Floor	8	-10	5	23	0.013	22	1	7	245	13	350	240	0.65	2	-0.17	3	Carpet
Floor	6	-15	5	23	0.01	22	2	7	277	13	298	240	-0.82	2	-4.21	3	Carpet
Floor	2	-15	6	23	0.012	22	3	7	268	13	361	250	-0.82	2	1.17	3	Carpet
Floor	6	-19	6	23	0.019	22	4	7	270	13	321	260	-0.82	2	-4.21	3	Carpet
Floor	6	-24	6	23	0.012	22	23	7	252	13	314	270	2.13	2	-0.17	3	Carpet
Floor	6	-27	7	23	0.011	22	2	7	245	13	343	230	-0.82	2	-2.87	3	Carpet
Floor	6	-29	6	23	0.015	22	0	7	286	13	293	240	-0.82	2	-1.52	3	Carpet
Floor	10	-29	6	23	0.01	22	1	7	282	13	301	240	0.65	2	-5.56	3	Carpet
Floor	6	-32	6	23	0.02	22	1	7	276	13	318	250	2.13	2	-5.56	3	Carpet

# Blairsville Point Survey Form #003

Survey Serial #:	01-056
Survey Section:	1
Survey Unit:	46
Survey Sub-unit:	1

Alpha Survey Instruments				
Inst. S/N	Inst. Code	Eff. %	Corr. Fac.	Bkg. CPM
1517	7	19.1	5.24	5


Beta Survey Instruments				
Inst. S/N	Inst. Code	Eff. %	Corr. Fac.	Bkg. CPM
1601	13	33.4	2.99	274

Gamma or Beta/Gamma Instruments			
Inst. S/N	Inst. Code	Bkg.	Detection Type
234	23	5	Gamma
1522	22	0.012	Beta / Gamma

Classification:	3
Survey Type:	Lower

Alpha Counting Instruments				
Inst. S/N	Inst. Code	Eff. %	Corr. Fac.	Bkg. CPM
13295	2	33.88	2.95	0.28

Beta Counting Instruments				
Inst. S/N	Inst. Code	Eff. %	Corr. Fac.	Bkg. CPM
13295	3	37.13	2.69	2.06

Surveyor:	V. Taylor / J. Shoemaker
Signature:	

Surface Description	Coordinates		Gamma at 1m	Gamma Inst.	Beta/Gamma Contact	Beta/Gamma	Contact Gross 1 min. Count	Alpha Inst.	Contact Gross 1 min. Count	Beta Inst.	Scan Contact Gross CPM		Removable DPM/100 cm2	Alpha Count	Removable DPM/100 cm2	Beta Count	Comments
	X	Y	uR/hr	Code	mR/hr	Code	Alpha	Code	Beta	Code	Max Beta	Avg Beta	Alpha	Code	Beta	Code	
Floor	8	-32	7	23	0.013	22	0	7	272	13	321	260	-0.82	2	-4.21	3	Carpet
Floor	9.5	-32.5	7	23	0.011	22	2	7	259	13	370	250	-0.82	2	-5.56	3	Carpet
Floor	10	-34	6	23	0.014	22	0	7	316	13	356	260	-0.82	2	3.87	3	Carpet
Floor	8	-35	7	23	0.012	22	3	7	279	13	365	280	-0.82	2	-2.87	3	Carpet
Floor	6	-34	8	23	0.015	22	2	7	280	13	350	260	-0.82	2	-0.17	3	Carpet
Floor	4	-34	10	23	0.012	22	1	7	301	13	343	270	0.65	2	-2.87	3	Carpet
Floor	2	-34	13	23	0.015	22	4	7	296	13	452	280	0.65	2	-2.87	3	Carpet
Floor	1	-35	10	23	0.011	22	1	7	316	13	435	310	-0.82	2	-5.56	3	Carpet

**LB5100-W Low Background Counting System – Smear Analysis**

Date: 1/5/95  
 Counting Unit id: 1  
 Data file name: C:\LBXL\UNIT1\B01-056.XLD  
 Batch Ended: 1/5/95 11:01  
 Crosstalk Correction: Not Applied

Alpha activity action level (DPM): 20.00  
 Beta activity action level (DPM): 200.00  
 Certainty level for MDA and flags: 95.00%  
 High Voltage Setting: 1410

Application Revision: 3  
 Application Version: Standard

Batch ID: Blairsville 1-46-1 lower

Alpha efficiency log file: th230ab  
 Alpha Efficiency: 33.88%  
 Alpha to Beta Crosstalk: 24.12%  
 Alpha Background (CPM): 0.278571429  
 Alpha Correction Factor: 1.000

Beta efficiency log file: tc99ab  
 Beta Efficiency: 37.13%  
 Beta into Alpha Crosstalk: 0.03%  
 Beta Background (CPM): 2.064285714  
 Beta Correction Factor: 1.000

Carrier	Alpha Activity				Beta Activity				Count time (min)	Alpha CPM	Beta CPM	Completion Date - Time
	DPM	$\sigma$	flags	MDA	DPM	$\sigma$	flags	MDA				
4	-0.822	1.48	<MDA	7.64	1.17	3.03	<MDA	12.71	2.00	-0.279	0.44	1/5/95 9:49
5	-0.822	1.48	<MDA	7.64	-1.52	2.36	<MDA	12.71	2.00	-0.279	-0.56	1/5/95 9:51
6	3.605	2.56	<AL	7.64	1.17	3.03	<MDA	12.71	2.00	1.221	0.44	1/5/95 9:53
7	-0.822	1.48	<MDA	7.64	-2.87	1.93	<MDA	12.71	2.00	-0.279	-1.06	1/5/95 9:55
8	-0.822	1.48	<MDA	7.64	-4.21	1.39	<MDA	12.71	2.00	-0.279	-1.56	1/5/95 9:58
9	-0.822	1.48	<MDA	7.64	-4.21	1.39	<MDA	12.71	2.00	-0.279	-1.56	1/5/95 10:00
10	-0.822	1.48	<MDA	7.64	1.17	3.03	<MDA	12.71	2.00	-0.279	0.44	1/5/95 10:02
11	-0.822	1.48	<MDA	7.64	-1.52	2.36	<MDA	12.71	2.00	-0.279	-0.56	1/5/95 10:04
12	-0.822	1.48	<MDA	7.64	-4.21	1.39	<MDA	12.71	2.00	-0.279	-1.56	1/5/95 10:06
13	-0.822	1.48	<MDA	7.64	-4.21	1.39	<MDA	12.71	2.00	-0.279	-1.56	1/5/95 10:08
14	0.654	1.48	<MDA	7.64	-1.52	2.36	<MDA	12.71	2.00	0.221	-0.56	1/5/95 10:11
15	-0.822	1.48	<MDA	7.64	-2.87	1.93	<MDA	12.71	2.00	-0.279	-1.06	1/5/95 10:13
16	0.654	1.48	<MDA	7.64	-1.52	2.36	<MDA	12.71	2.00	0.221	-0.56	1/5/95 10:15
17	2.129	2.09	<AL	7.64	3.87	3.58	<MDA	12.71	2.00	0.721	1.44	1/5/95 10:17
18	-0.822	1.48	<MDA	7.64	-0.17	2.71	<MDA	12.71	2.00	-0.279	-0.06	1/5/95 10:19
19	0.654	1.48	<MDA	7.64	-0.17	2.71	<MDA	12.71	2.00	0.221	-0.06	1/5/95 10:22
20	-0.822	1.48	<MDA	7.64	-4.21	1.39	<MDA	12.71	2.00	-0.279	-1.56	1/5/95 10:24
21	-0.822	1.48	<MDA	7.64	1.17	3.03	<MDA	12.71	2.00	-0.279	0.44	1/5/95 10:26
22	-0.822	1.48	<MDA	7.64	-4.21	1.39	<MDA	12.71	2.00	-0.279	-1.56	1/5/95 10:28
23	0.654	1.48	<MDA	7.64	-0.17	2.71	<MDA	12.71	2.00	0.221	-0.06	1/5/95 10:31
24	2.129	2.09	<AL	7.64	-0.17	2.71	<MDA	12.71	2.00	0.721	-0.06	1/5/95 10:33
25	-0.822	1.48	<MDA	7.64	-2.87	1.93	<MDA	12.71	2.00	-0.279	-1.06	1/5/95 10:35
26	-0.822	1.48	<MDA	7.64	-1.52	2.36	<MDA	12.71	2.00	-0.279	-0.56	1/5/95 10:37
27	0.654	1.48	<MDA	7.64	-5.56	1.39	<MDA	12.71	2.00	0.221	-2.06	1/5/95 10:39

**LB5100-W Low Background Counting System -- Smear Analysis**

Date: 1/5/95  
 Counting Unit id: 1  
 Data file name: C:\LBXL\UNIT1\B01-056.XLD  
 Batch Ended: 1/5/95 11:01  
 Crosstalk Correction: Not Applied

Alpha activity action level (DPM): 20.00  
 Beta activity action level (DPM): 200.00  
 Certainty level for MDA and flags: 95.00%  
 High Voltage Setting: 1410

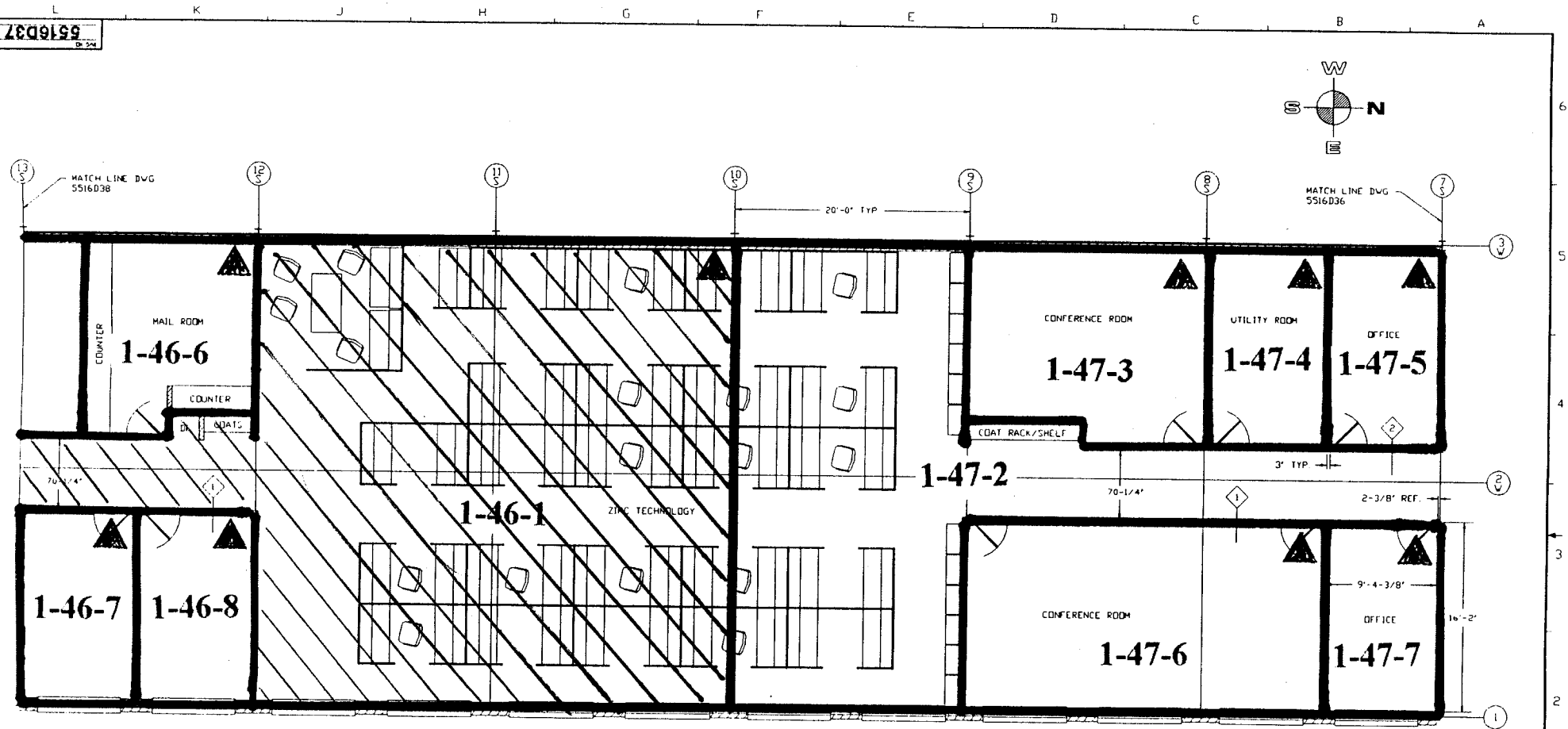
Application Revision: 3  
 Application Version: Standard

Batch ID: Blairsville 1-46-1 lower

Carrier	Alpha Activity				Beta Activity				Count time (min)	Alpha CPM	Beta CPM	Completion Date - Time
	DPM	$\sigma$	flags	MDA	DPM	$\sigma$	flags	MDA				
28	2.129	2.09	<AL	7.64	-5.56	1.39	<MDA	12.71	2.00	0.721	-2.06	1/5/95 10:41
29	-0.822	1.48	<MDA	7.64	-4.21	1.39	<MDA	12.71	2.00	-0.279	-1.56	1/5/95 10:44
30	-0.822	1.48	<MDA	7.64	-5.56	1.39	<MDA	12.71	2.00	-0.279	-2.06	1/5/95 10:46
31	-0.822	1.48	<MDA	7.64	3.87	3.58	<MDA	12.71	2.00	-0.279	1.44	1/5/95 10:48
32	-0.822	1.48	<MDA	7.64	-2.87	1.93	<MDA	12.71	2.00	-0.279	-1.06	1/5/95 10:50
33	-0.822	1.48	<MDA	7.64	-0.17	2.71	<MDA	12.71	2.00	-0.279	-0.06	1/5/95 10:53
34	0.654	1.48	<MDA	7.64	-2.87	1.93	<MDA	12.71	2.00	0.221	-1.06	1/5/95 10:55
35	0.654	1.48	<MDA	7.64	-2.87	1.93	<MDA	12.71	2.00	0.221	-1.06	1/5/95 10:57
36	-0.822	1.48	<MDA	7.64	-5.56	1.39	<MDA	12.71	2.00	-0.279	-2.06	1/5/95 10:59
37	-0.822	1.48	<MDA	7.64	-4.21	1.39	<MDA	12.71	2.00	-0.279	-1.56	1/5/95 11:01

Alpha efficiency log file: th230ab Alpha Efficiency: 33.88% Alpha to Beta Crosstalk: 24.12% Alpha Background (CPM): 0.278571429 Alpha Correction Factor: 1.000
Beta efficiency log file: tc99ab Beta Efficiency: 37.13% Beta into Alpha Crosstalk: 0.03% Beta Background (CPM): 2.064285714 Beta Correction Factor: 1.000

7809199  
5516D37

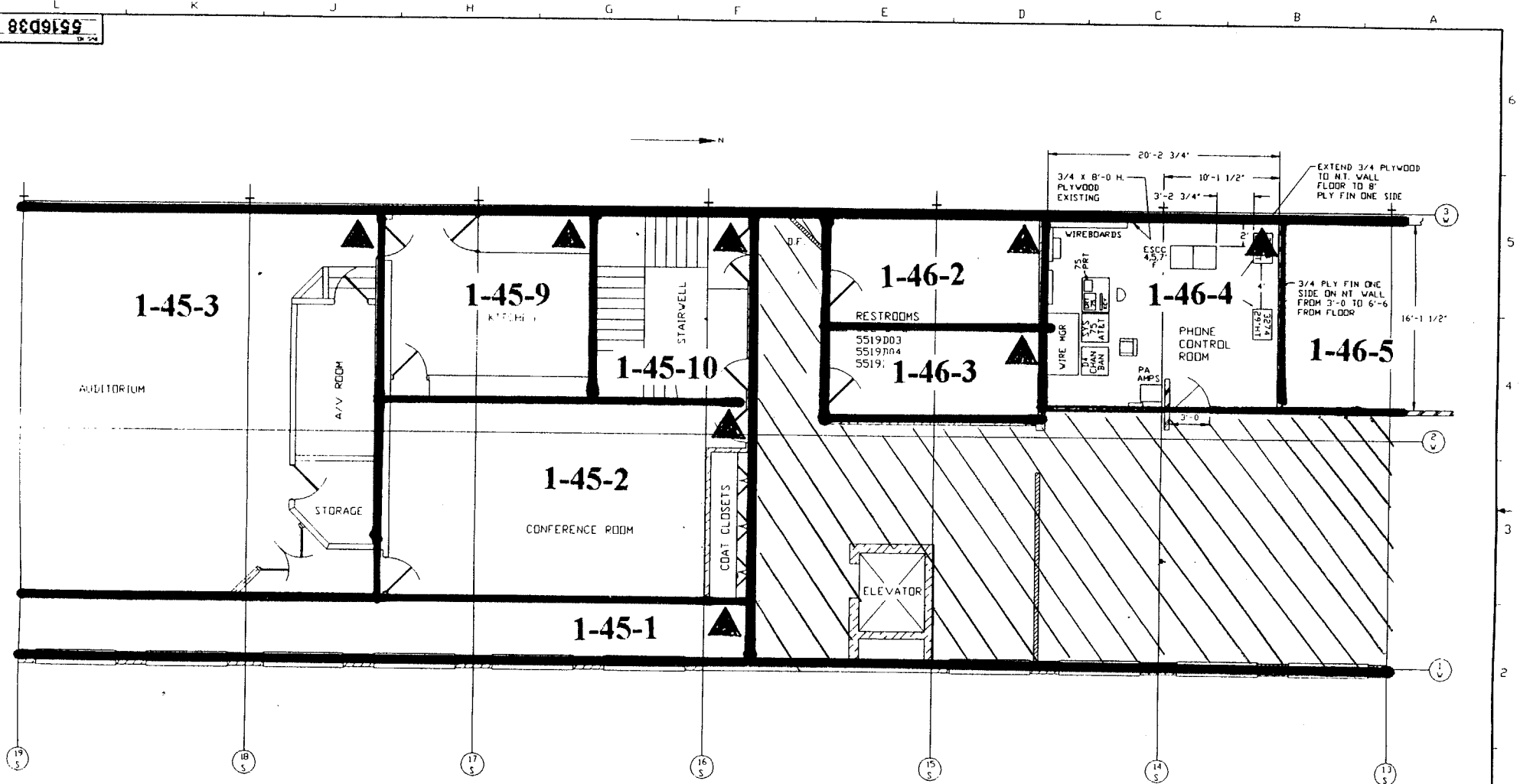


*SURVEY DATE: 12-6-94*  
*SN: 01-052*  
*SURVEY UNIT: 1-46-1*  
*BY: [Signature]*

**NOTE:** ▲ DESIGNATES NORTHERN MOST WEST CORNER (0, 0 Reference point)

WESTINGHOUSE PROPRIETARY DATA <small>THIS DRAWING CONTAINS PROPRIETARY DATA WHICH IS THE PROPERTY OF WESTINGHOUSE ELECTRIC CORPORATION. IT IS TO BE USED ONLY FOR THE PROJECT AND IS NOT TO BE REPRODUCED OR TRANSMITTED IN ANY FORM OR BY ANY MEANS, ELECTRONIC OR MECHANICAL, INCLUDING PHOTOCOPYING, RECORDING, OR BY ANY INFORMATION STORAGE AND RETRIEVAL SYSTEM, WITHOUT THE WRITTEN PERMISSION OF THE WESTINGHOUSE MANUFACTURING OPERATIONS DIVISIONS.</small>	DES. BY: [Blank] DATE: [Blank]	<b>Westinghouse Electric Corporation</b> SPECIALTY METALS PLANT, BLAIRSVILLE, PA, U.S.A.	
	DES. CHK: [Blank]		TITLE: OFFICE LAYOUT SECOND FLOOR MAIN BUILDING
	DATE: 25-12 SHEET: 1 OF 1 SHEETS DWG. NO. 5516D37		REV. 02
	[Blank]		[Blank]

5516D38



SURVEY DATE: 12-6-94  
 SN = # 01-056  
 SURVEY UNIT: 1-46-1  
 BY: *[Signature]*

NOTE: ▲ DESIGNATES NORTHERN MOST WEST CORNER (0, 0 Reference point)

WESTINGHOUSE PROPRIETARY DATA		DESIGN AND REVISION	DATE	<b>Westinghouse Electric Corporation</b> SPECIALTY METALS PLANT BLAIRSVILLE PA USA
<small>THIS EQUIPMENT CONTAINS PROPRIETARY INFORMATION OF THE WESTINGHOUSE ELECTRIC CORPORATION. ALL RIGHTS ARE RESERVED. THIS DOCUMENT IS TO BE RETURNED TO THE SUPPLIER UPON REQUEST. THIS DOCUMENT MAY NOT BE REPRODUCED IN WHOLE OR IN PART TO OTHERS OR USED FOR OTHER THAN THE PURPOSE FOR WHICH TRANSMITTED WITHOUT THE PRIOR WRITTEN PERMISSION OF THE WESTINGHOUSE ELECTRIC CORPORATION.</small>		DATE	06/20/81	
<small>THIS EQUIPMENT CONTAINS PROPRIETARY INFORMATION OF THE WESTINGHOUSE ELECTRIC CORPORATION. ALL RIGHTS ARE RESERVED. THIS DOCUMENT IS TO BE RETURNED TO THE SUPPLIER UPON REQUEST. THIS DOCUMENT MAY NOT BE REPRODUCED IN WHOLE OR IN PART TO OTHERS OR USED FOR OTHER THAN THE PURPOSE FOR WHICH TRANSMITTED WITHOUT THE PRIOR WRITTEN PERMISSION OF THE WESTINGHOUSE ELECTRIC CORPORATION.</small>		REV		TITLE <b>MAIN BLDG. EQUIPMENT LAYOUT</b> <b>SECOND FLOOR LOBBY</b>
<small>THIS EQUIPMENT CONTAINS PROPRIETARY INFORMATION OF THE WESTINGHOUSE ELECTRIC CORPORATION. ALL RIGHTS ARE RESERVED. THIS DOCUMENT IS TO BE RETURNED TO THE SUPPLIER UPON REQUEST. THIS DOCUMENT MAY NOT BE REPRODUCED IN WHOLE OR IN PART TO OTHERS OR USED FOR OTHER THAN THE PURPOSE FOR WHICH TRANSMITTED WITHOUT THE PRIOR WRITTEN PERMISSION OF THE WESTINGHOUSE ELECTRIC CORPORATION.</small>		SCALE	25' = 1"	SHEET NO. 1 OF 1 SHEETS REV. NO. <b>5516D38</b>

# Blairsville Point Survey Form #003

Survey Serial #:	01-057
------------------	--------

Survey Section:	1
-----------------	---

Survey Unit:	45
--------------	----

Survey Sub-unit:	4
------------------	---

Classification:	3
-----------------	---

Survey Type:	Lower
--------------	-------

Survey Date:	12/6/94
--------------	---------

Count Date:	1/5/95
-------------	--------

Alpha Survey Instruments				
Inst. S/N	Inst. Code	Eff. %	Corr. Fac.	Bkg. CPM
1517	7	19.1	5.24	0

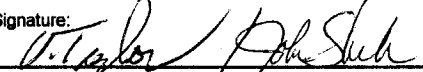
Alpha Counting Instruments				
Inst. S/N	Inst. Code	Eff. %	Corr. Fac.	Bkg. CPM
13295	2	33.88	2.95	0.28

Beta Survey Instruments				
Inst. S/N	Inst. Code	Eff. %	Corr. Fac.	Bkg. CPM
1601	13	33.4	2.99	277

Beta Counting Instruments				
Inst. S/N	Inst. Code	Eff. %	Corr. Fac.	Bkg. CPM
13295	3	37.13	2.69	2.06

Gamma or Beta/Gamma Instruments			
Inst. S/N	Inst. Code	Bkg.	Detection Type
234	23	6	Gamma
1522	22	0.015	Beta / Gamma

Surveyor:	V. Taylor / J. Shoemaker
-----------	--------------------------

Signature: 

Surface Description	Coordinates		Gamma at 1m uR/hr	Gamma Inst. Code	Beta/Gamma Contact mR/hr	Beta/Gamma Code	Contact Gross 1 min. Count Alpha	Alpha Inst. Code	Contact Gross 1 min. Count Beta	Beta Inst. Code	Scan Contact Gross CPM		Removable DPM/100 cm2 Alpha	Alpha Count Code	Removable DPM/100 cm2 Beta	Beta Count Code	Comments
	X	Y									Max Beta	Avg Beta					
	Floor	9									-5	6					
Floor	9	-2	7	23	0.01	22	19	7	719	13	747	630	-0.82	2	-0.17	3	Ceramic Tile
Floor	9	-1	7	23	0.01	22	14	7	729	13	766	650	-0.82	2	-2.87	3	Ceramic Tile
Floor	5	-5	6	23	0.01	22	1	7	251	13	316	250	-0.82	2	2.52	3	Carpet
Floor	3	-5	7	23	0.005	22	0	7	262	13	341	240	-0.82	2	5.21	3	Carpet
Floor	3	-1	6	23	0.01	22	1	7	237	13	370	260	-0.82	2	3.87	3	Carpet
Floor	5	-1	5	23	0.015	22	1	7	272	13	294	220	-0.82	2	-0.17	3	Carpet
Floor	3	-3	7	23	0.015	22	3	7	277	13	350	250	-0.82	2	-5.56	3	Carpet



**LB5100-W Low Background Counting System – Smear Analysis**

Date: 1/5/95  
 Counting Unit id: 1  
 Data file name: C:\LBXL\UNIT1\B01-057.XLD  
 Batch Ended: 1/5/95 11:19  
 Crosstalk Correction: Not Applied

Alpha activity action level (DPM): 20.00  
 Beta activity action level (DPM): 200.00  
 Certainty level for MDA and flags: 95.00%  
 High Voltage Setting: 1410  
 Application Revision: 3  
 Application Version: Standard

Alpha efficiency log file: th230ab Alpha Efficiency: 33.88% Alpha to Beta Crosstalk: 24.12% Alpha Background (CPM): 0.278571429 Alpha Correction Factor: 1.000
Beta efficiency log file: tc99ab Beta Efficiency: 37.13% Beta into Alpha Crosstalk: 0.03% Beta Background (CPM): 2.064285714 Beta Correction Factor: 1.000
Count time (min)    Alpha CPM    Beta CPM    Completion Date - Time
2.00    -0.279    -1.56    1/5/95 11:03
2.00    -0.279    -0.06    1/5/95 11:06
2.00    -0.279    -1.06    1/5/95 11:08
2.00    -0.279    0.94    1/5/95 11:10
2.00    -0.279    1.94    1/5/95 11:12
2.00    -0.279    1.44    1/5/95 11:15
2.00    -0.279    -0.06    1/5/95 11:17
2.00    -0.279    -2.06    1/5/95 11:19

Batch ID: Blairsville 1-45-4 lower

Carrier	Alpha Activity				Beta Activity			
	DPM	$\sigma$	flags	MDA	DPM	$\sigma$	flags	MDA
38	-0.822	1.48	<MDA	7.64	-4.21	1.39	<MDA	12.71
39	-0.822	1.48	<MDA	7.64	-0.17	2.71	<MDA	12.71
40	-0.822	1.48	<MDA	7.64	-2.87	1.93	<MDA	12.71
41	-0.822	1.48	<MDA	7.64	2.52	3.32	<MDA	12.71
42	-0.822	1.48	<MDA	7.64	5.21	3.82	<AL	12.71
43	-0.822	1.48	<MDA	7.64	3.87	3.58	<MDA	12.71
44	-0.822	1.48	<MDA	7.64	-0.17	2.71	<MDA	12.71
45	-0.822	1.48	<MDA	7.64	-5.56	1.39	<MDA	12.71



# Blairsville Point Survey Form #003

Survey Serial #:	<b>01-058</b>
Survey Section:	1
Survey Unit:	45
Survey Sub-unit:	2

Alpha Survey Instruments				
Inst. S/N	Inst. Code	Eff. %	Corr. Fac.	Bkg. CPM
1517	7	19.1	5.24	2

Beta Survey Instruments				
Inst. S/N	Inst. Code	Eff. %	Corr. Fac.	Bkg. CPM
1601	13	33.4	2.99	274

Gamma or Beta/Gamma Instruments			
Inst. S/N	Inst. Code	Bkg.	Detection Type
234	23	8	Gamma
1522	22	0.013	Beta / Gamma

Classification:	3
Survey Type:	Lower

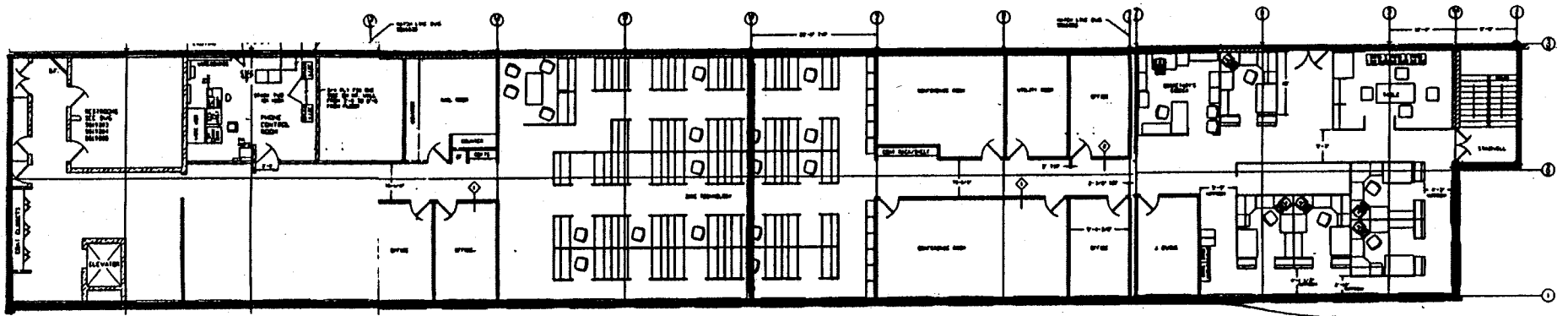
Alpha Counting Instruments				
Inst. S/N	Inst. Code	Eff. %	Corr. Fac.	Bkg. CPM
13295	2	33.88	2.95	0.28

Beta Counting Instruments				
Inst. S/N	Inst. Code	Eff. %	Corr. Fac.	Bkg. CPM
13295	3	37.13	2.69	2.06

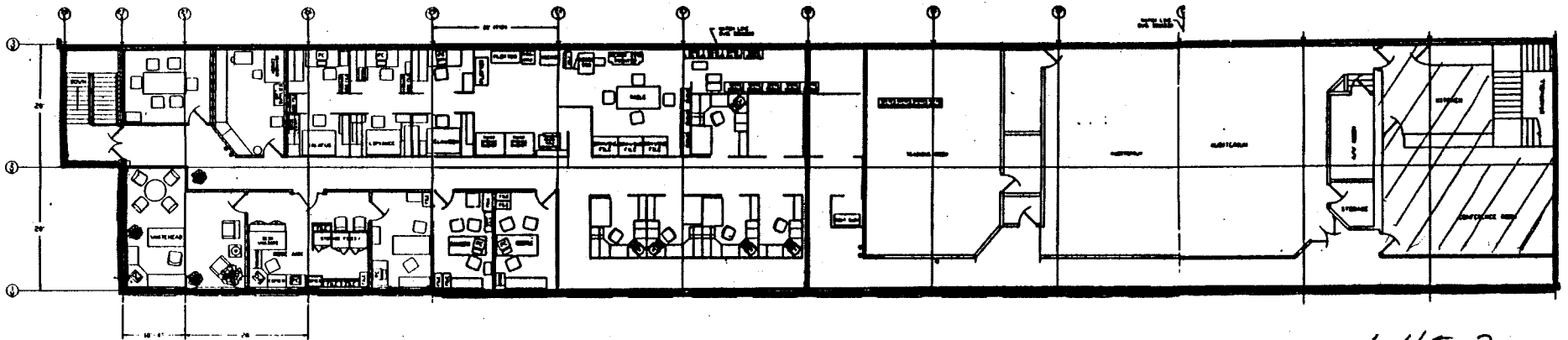
Surveyor:	V. Taylor / J. Shoemaker
Signature:	

Surface Description	Coordinates		Gamma at 1m	Gamma Inst.	Beta/Gamma Contact	Beta/Gamma	Contact Gross 1 min. Count	Alpha Inst.	Contact Gross 1 min. Count	Beta Inst.	Scan Contact Gross CPM		Removable DPM/100 cm2	Alpha Count	Removable DPM/100 cm2	Beta Count	Comments
	X	Y	uR/hr	Code	mR/hr	Code	Alpha	Code	Beta	Code	Max Beta	Avg Beta	Alpha	Code	Beta	Code	
	Floor	2	-2	7	23	0.012	22	1	7	280	13	352	270	-0.82	2	-1.52	
Floor	1	-4	7	23	0.013	22	1	7	266	13	315	250	-0.82	2	-0.17	3	Carpet
Floor	5	-10	6	23	0.01	22	3	7	258	13	294	240	-0.82	2	-0.17	3	Carpet


**SURVEY DELETED**  
(points mislocated)



N →



1-45-2  
 12/6/94  
 John S. Swenaker

 <b>Westinghouse Electric Corporation</b> SPECIALTY METALS PLANT BLAIRSVILLE PA USA			
TITLE OFFICE LAYOUT SECOND FLOOR MAIN BUILDING			
SCALE 25'-12"		DWG. NO. <b>5516D37</b>	
DATE	BY	CHKD.	NO.
			02

**LB5100-W Low Background Counting System – Smear Analysis**

Date: 1/5/95  
 Counting Unit id: 1  
 Data file name: C:\LBXL\UNIT1\B01-058.XLD  
 Batch Ended: 1/5/95 11:26  
 Crosstalk Correction: Not Applied

Alpha activity action level (DPM): 20.00  
 Beta activity action level (DPM): 200.00  
 Certainty level for MDA and flags: 95.00%  
 High Voltage Setting: 1410

Application Revision: 3  
 Application Version: Standard

Batch ID: Blairsville 1-45-2 lower

Carrier	Alpha Activity				Beta Activity				Count time (min)	Alpha CPM	Beta CPM	Completion Date - Time
	DPM	$\sigma$	flags	MDA	DPM	$\sigma$	flags	MDA				
46	-0.822	1.48	<MDA	7.64	-1.52	2.36	<MDA	12.71	2.00	-0.279	-0.56	1/5/95 11:21
47	-0.822	1.48	<MDA	7.64	-0.17	2.71	<MDA	12.71	2.00	-0.279	-0.06	1/5/95 11:24
48	-0.822	1.48	<MDA	7.64	-0.17	2.71	<MDA	12.71	2.00	-0.279	-0.06	1/5/95 11:26

Alpha efficiency log file: th230ab Alpha Efficiency: 33.88% Alpha to Beta Crosstalk: 24.12% Alpha Background (CPM): 0.278571429 Alpha Correction Factor: 1.000
Beta efficiency log file: tc99ab Beta Efficiency: 37.13% Beta into Alpha Crosstalk: 0.03% Beta Background (CPM): 2.064285714 Beta Correction Factor: 1.000

# Blairsville Point Survey Form #003

Survey Serial #: 01-059

Survey Section: 1

Survey Unit: 45

Survey Sub-unit: 1

Classification: 3

Survey Type: Lower

Survey Date: 12/6/94

Count Date: 1/5/95

Alpha Survey Instruments				
Inst. S/N	Inst. Code	Eff. %	Corr. Fac.	Bkg. CPM
1517	7	19.1	5.24	1

Beta Survey Instruments				
Inst. S/N	Inst. Code	Eff. %	Corr. Fac.	Bkg. CPM
1601	13	33.4	2.99	283

Gamma or Beta/Gamma Instruments			
Inst. S/N	Inst. Code	Bkg.	Detection Type
234	23	6	Gamma
1522	22	0.015	Beta / Gamma

Alpha Counting Instruments				
Inst. S/N	Inst. Code	Eff. %	Corr. Fac.	Bkg. CPM
13295	2	33.88	2.95	0.28

Beta Counting Instruments				
Inst. S/N	Inst. Code	Eff. %	Corr. Fac.	Bkg. CPM
13295	3	37.13	2.69	2.06

Surveyor: V. Taylor / J. Shoemaker  
 Signature: *V. Taylor* *J. Shoemaker*

Surface Description	Coordinates		Gamma at 1m uR/hr	Gamma Inst. Code	Beta/Gamma Contact mR/hr	Beta/Gamma Code	Contact Gross 1 min. Count Alpha	Alpha Inst. Code	Contact Gross 1 min. Count Beta	Beta Inst. Code	Scan Contact Gross CPM		Removable DPM/100 cm2 Alpha	Alpha Count Code	Removable DPM/100 cm2 Beta	Beta Count Code	Comments
	X	Y									Max Beta	Avg Beta					
Floor	0.8	0	6	23	0.012	22	1	7	269	13	317	240	-0.82	2	-0.17	3	Carpet
Floor	0.8	-4	6	23	0.02	22	3	7	321	13	373	250	-0.82	2	-2.87	3	Carpet
Floor	0.8	-8	6	23	0.015	22	1	7	276	13	332	230	-0.82	2	-0.17	3	Carpet
Floor	0	-11	7	23	0.015	22	0	7	277	13	312	250	-0.82	2	-2.87	3	Carpet
Floor	-1	-12	7	23	0.01	22	1	7	289	13	278	230	0.65	2	3.87	3	Carpet
Floor	0.7	-16	6	23	0.01	22	2	7	259	13	412	250	0.65	2	-1.52	3	Carpet
Floor	0.7	-20	7	23	0.01	22	1	7	291	13	319	240	-0.82	2	-2.87	3	Carpet
Floor	0.7	-24	7	23	0.02	22	0	7	270	13	325	260	-0.82	2	-1.52	3	Carpet
Floor	0	-28	7	23	0.01	22	1	7	280	13	329	260	-0.82	2	1.17	3	Carpet
Floor	0	-29	7	23	0.01	22	1	7	280	13	338	250	-0.82	2	-0.17	3	Carpet
Floor	0	-32	6	23	0.02	22	1	7	244	13	339	260	-0.82	2	-0.17	3	Carpet
Floor	0	-36	6	23	0.01	22	2	7	299	13	344	250	-0.82	2	-1.52	3	Carpet
Floor	0.7	-37.5	6	23	0.01	22	1	7	242	13	313	240	-0.82	2	-0.17	3	Carpet
Floor	-4	-37.5	7	23	0.02	22	0	7	262	13	265	230	-0.82	2	6.56	3	Carpet
Floor	-6	-36.5	5	23	0.02	22	1	7	241	13	317	240	2.13	2	-2.87	3	Carpet

**LB5100-W Low Background Counting System -- Smear Analysis**

Date: 1/5/95  
 Counting Unit id: 1  
 Data file name: C:\LBXL\UNIT1\B01-059.XLD  
 Batch Ended: 1/5/95 12:01  
 Crosstalk Correction: Not Applied

Alpha activity action level (DPM): 20.00  
 Beta activity action level (DPM): 200.00  
 Certainty level for MDA and flags: 95.00%  
 High Voltage Setting: 1410

Application Revision: 3  
 Application Version: Standard

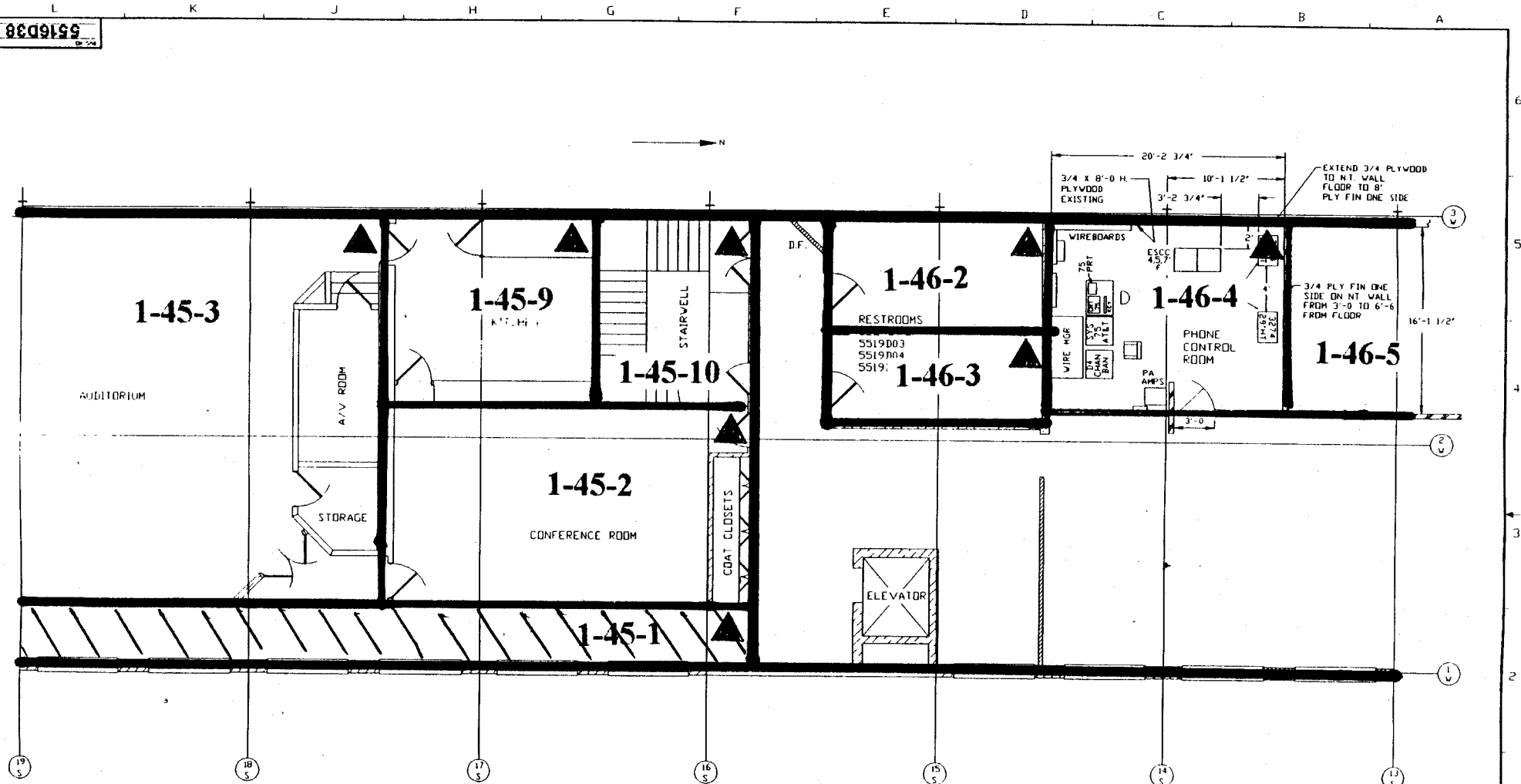
Alpha efficiency log file: th230ab  
 Alpha Efficiency: 33.88%  
 Alpha to Beta Crosstalk: 24.12%  
 Alpha Background (CPM): 0.278571429  
 Alpha Correction Factor: 1.000

Beta efficiency log file: tc99ab  
 Beta Efficiency: 37.13%  
 Beta into Alpha Crosstalk: 0.03%  
 Beta Background (CPM): 2.064285714  
 Beta Correction Factor: 1.000

Batch ID: Blairsville 1-45-1 lower

Carrier	Alpha Activity				Beta Activity				Count time (min)	Alpha CPM	Beta CPM	Completion Date - Time
	DPM	$\sigma$	flags	MDA	DPM	$\sigma$	flags	MDA				
49	-0.822	1.48	<MDA	7.64	-0.17	2.71	<MDA	12.71	2.00	-0.279	-0.06	1/5/95 11:28
50	-0.822	1.48	<MDA	7.64	-2.87	1.93	<MDA	12.71	2.00	-0.279	-1.06	1/5/95 11:30
51	-0.822	1.48	<MDA	7.64	-0.17	2.71	<MDA	12.71	2.00	-0.279	-0.06	1/5/95 11:32
52	-0.822	1.48	<MDA	7.64	-2.87	1.93	<MDA	12.71	2.00	-0.279	-1.06	1/5/95 11:34
53	0.654	1.48	<MDA	7.64	3.87	3.58	<MDA	12.71	2.00	0.221	1.44	1/5/95 11:37
54	0.654	1.48	<MDA	7.64	-1.52	2.36	<MDA	12.71	2.00	0.221	-0.56	1/5/95 11:39
55	-0.822	1.48	<MDA	7.64	-2.87	1.93	<MDA	12.71	2.00	-0.279	-1.06	1/5/95 11:41
56	-0.822	1.48	<MDA	7.64	-1.52	2.36	<MDA	12.71	2.00	-0.279	-0.56	1/5/95 11:43
57	-0.822	1.48	<MDA	7.64	1.17	3.03	<MDA	12.71	2.00	-0.279	0.44	1/5/95 11:46
58	-0.822	1.48	<MDA	7.64	-0.17	2.71	<MDA	12.71	2.00	-0.279	-0.06	1/5/95 11:48
59	-0.822	1.48	<MDA	7.64	-0.17	2.71	<MDA	12.71	2.00	-0.279	-0.06	1/5/95 11:50
60	-0.822	1.48	<MDA	7.64	-1.52	2.36	<MDA	12.71	2.00	-0.279	-0.56	1/5/95 11:52
61	-0.822	1.48	<MDA	7.64	-0.17	2.71	<MDA	12.71	2.00	-0.279	-0.06	1/5/95 11:54
62	-0.822	1.48	<MDA	7.64	6.56	4.06	<AL	12.71	2.00	-0.279	2.44	1/5/95 11:56
63	2.129	2.09	<AL	7.64	-2.87	1.93	<MDA	12.71	2.00	0.721	-1.06	1/5/95 11:59
64	-0.822	1.48	<MDA	7.64	-4.21	1.39	<MDA	12.71	2.00	-0.279	-1.56	1/5/95 12:01

8516D38



SURVEY DATE: 12-6-94  
 SURVEY UNIT: 1-45.1

NOTE: ▲ DESIGNATES NORTHERN MOST WEST CORNER (0, 0 Reference point)

SN: 01-059  
 BY: JMS

WESTINGHOUSE PROPRIETARY DATA

THIS DOCUMENT CONTAINS PROPRIETARY INFORMATION OF THE WESTINGHOUSE ELECTRIC CORPORATION. MAKE-UP PLAN, OPERATIONS DIVISIONS. IT IS TRANSMITTED TO YOU BY LICENSE AND MUST BE RETURNED TO THE SOURCE. IT IS LIMITED TO THE USE OF THE PERSON TO WHOM IT IS TRANSMITTED. OTHER THAN THE PERSON TO WHOM TRANSMITTED WITHOUT THE PRIOR WRITTEN PERMISSION OF THE WESTINGHOUSE ELECTRIC CORPORATION.

DESIGN	DATE
BY	
CHECKED	
DATE	
BY	
CHECKED	
DATE	
BY	

**Westinghouse Electric Corporation**  
 SPECIALTY METALS PLANT BRAINSDALE, PA USA

MAIN BLDG. EQUIPMENT LAYOUT  
 SECOND FLOOR LBBY

SCALE: 1/8" = 1'-0"  
 SHEET 1 OF 1 SHEETS  
 DRAWING NO. **8516D38**





# Blairsville Point Survey Form #003

Survey Serial #: **01-060**

Survey Section: **1**

Survey Unit: **45**

Survey Sub-unit: **3**

Classification: **3**

Survey Type: **Lower**

Survey Date: **12/6/94**

Count Date: **1/9/95**


Alpha Survey Instruments				
Inst. S/N	Inst. Code	Eff. %	Corr. Fac.	Bkg. CPM
1517	7	19.1	5.24	2

Beta Survey Instruments				
Inst. S/N	Inst. Code	Eff. %	Corr. Fac.	Bkg. CPM
1601	13	33.4	2.99	263

Gamma or Beta/Gamma Instruments			
Inst. S/N	Inst. Code	Bkg.	Detection Type
234	23	8	Gamma
1522	22	0.01	Beta / Gamma

Alpha Counting Instruments				
Inst. S/N	Inst. Code	Eff. %	Corr. Fac.	Bkg. CPM
13295	2	33.88	2.95	0.28

Beta Counting Instruments				
Inst. S/N	Inst. Code	Eff. %	Corr. Fac.	Bkg. CPM
13295	3	37.13	2.69	2.06

Surveyor: **V. Taylor / J. Shoemaker**  
 Signature: 

Surface Description	Coordinates		Gamma at 1m	Gamma Inst.	Beta/Gamma Contact	Beta/Gamma	Contact Gross 1 min. Count	Alpha Inst.	Contact Gross 1 min. Count	Beta Inst.	Scan Contact Gross CPM		Removable DPM/100 cm2	Alpha Count	Removable DPM/100 cm2	Beta Count	Comments
			uR/hr	Code	mR/hr	Code	Alpha	Code	Beta	Code	Max Beta	Avg Beta	Alpha	Code	Beta	Code	
	X	Y															
Floor	1	-3	10	23	0.015	22	1	7	286	13	324	220	3.60	2	-4.21	3	Carpet
Floor	1	-9	8	23	0.02	22	3	7	291	13	361	240	-0.82	2	2.52	3	Carpet
Floor	1	-15	7	23	0.01	22	1	7	265	13	311	230	2.13	2	-2.87	3	Carpet
Floor	5	-15	7	23	0.005	22	6	7	250	13	366	250	-0.82	2	-0.17	3	Carpet
Floor	5	-9	6	23	0.01	22	1	7	273	13	325	220	0.65	2	-4.21	3	Carpet
Floor	5	-3	6	23	0.025	22	4	7	284	13	357	240	0.65	2	-4.21	3	Carpet
Floor	9	-3	6	23	0.015	22	2	7	266	13	322	230	-0.82	2	-2.87	3	Carpet
Floor	9	-9	6	23	0.015	22	1	7	295	13	345	240	-0.82	2	-0.17	3	Carpet
Floor	9	-15	6	23	0.01	22	2	7	278	13	340	240	-0.82	2	-1.52	3	Carpet

**LB5100-W Low Background Counting System – Smear Analysis**

Date: 1/9/95  
 Counting Unit id: 1  
 Data file name: C:\LBXL\UNIT1\B01-060.XLD  
 Batch Ended: 1/9/95 8:59  
 Crosstalk Correction: Not Applied

Alpha activity action level (DPM): 20.00  
 Beta activity action level (DPM): 200.00  
 Certainty level for MDA and flags: 95.00%  
 High Voltage Setting: 1410

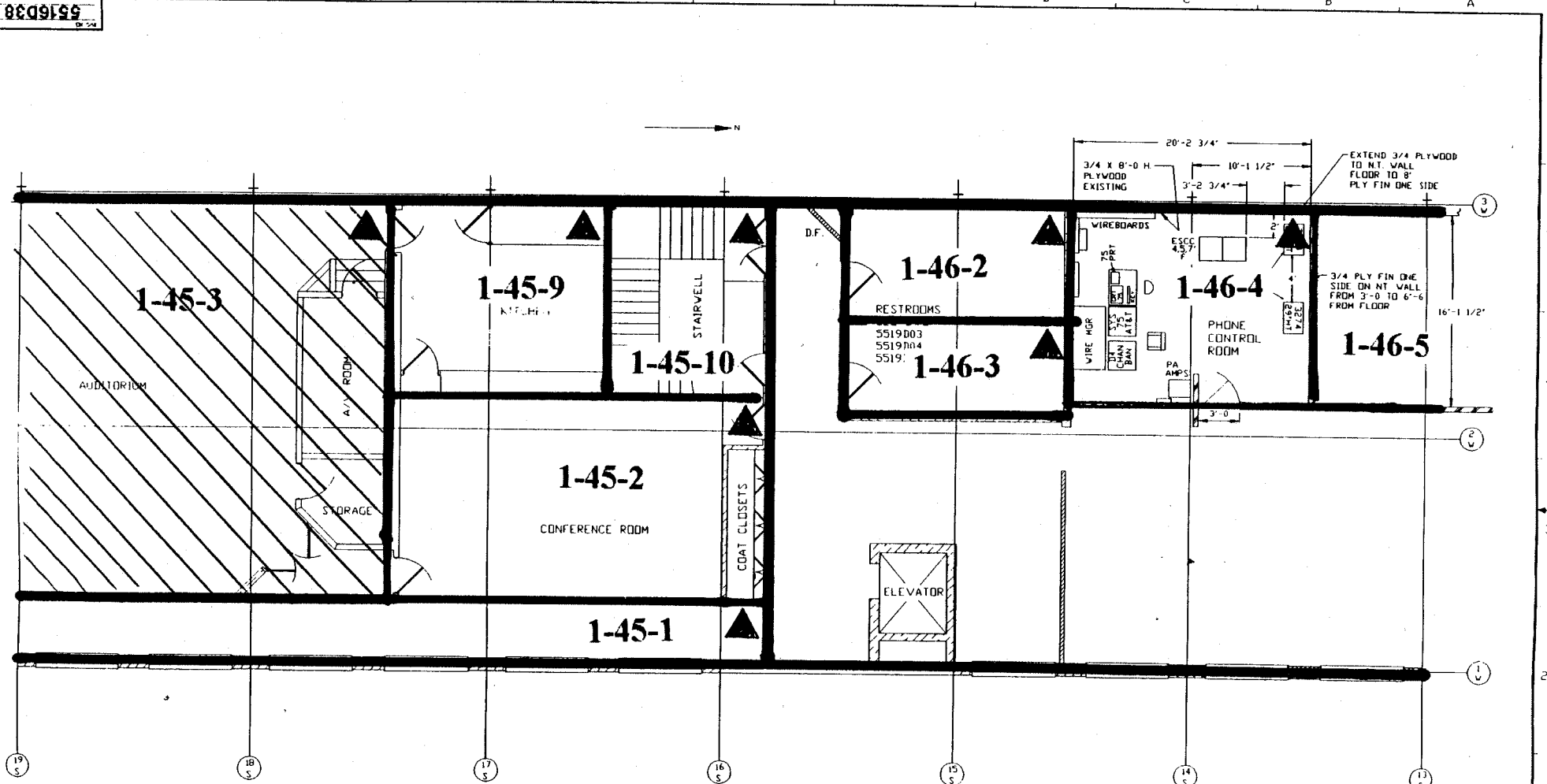
Application Revision: 3  
 Application Version: Standard

Batch ID: .Blairsville 1-45-3 lower

Alpha efficiency log file: th230ab Alpha Efficiency: 33.88% Alpha to Beta Crosstalk: 24.12% Alpha Background (CPM): 0.278571429 Alpha Correction Factor: 1.000			
Beta efficiency log file: tc99ab Beta Efficiency: 37.13% Beta into Alpha Crosstalk: 0.03% Beta Background (CPM): 2.064285714 Beta Correction Factor: 1.000			
Count time (min)	Alpha CPM	Beta CPM	Completion Date - Time
2.00	1.221	-1.56	1/9/95 8:40
2.00	-0.279	0.94	1/9/95 8:42
2.00	0.721	-1.06	1/9/95 8:44
2.00	-0.279	-0.06	1/9/95 8:46
2.00	0.221	-1.56	1/9/95 8:48
2.00	0.221	-1.56	1/9/95 8:51
2.00	-0.279	-1.06	1/9/95 8:53
2.00	-0.279	-0.06	1/9/95 8:55
2.00	-0.279	-0.56	1/9/95 8:57
2.00	-0.279	-1.06	1/9/95 8:59

Carrier	Alpha Activity				Beta Activity			
	DPM	$\sigma$	flags	MDA	DPM	$\sigma$	flags	MDA
1	3.605	2.56	<AL	7.64	-4.21	1.39	<MDA	12.71
2	-0.822	1.48	<MDA	7.64	2.52	3.32	<MDA	12.71
3	2.129	2.09	<AL	7.64	-2.87	1.93	<MDA	12.71
4	-0.822	1.48	<MDA	7.64	-0.17	2.71	<MDA	12.71
5	0.654	1.48	<MDA	7.64	-4.21	1.39	<MDA	12.71
6	0.654	1.48	<MDA	7.64	-4.21	1.39	<MDA	12.71
7	-0.822	1.48	<MDA	7.64	-2.87	1.93	<MDA	12.71
8	-0.822	1.48	<MDA	7.64	-0.17	2.71	<MDA	12.71
9	-0.822	1.48	<MDA	7.64	-1.52	2.36	<MDA	12.71
10	-0.822	1.48	<MDA	7.64	-2.87	1.93	<MDA	12.71

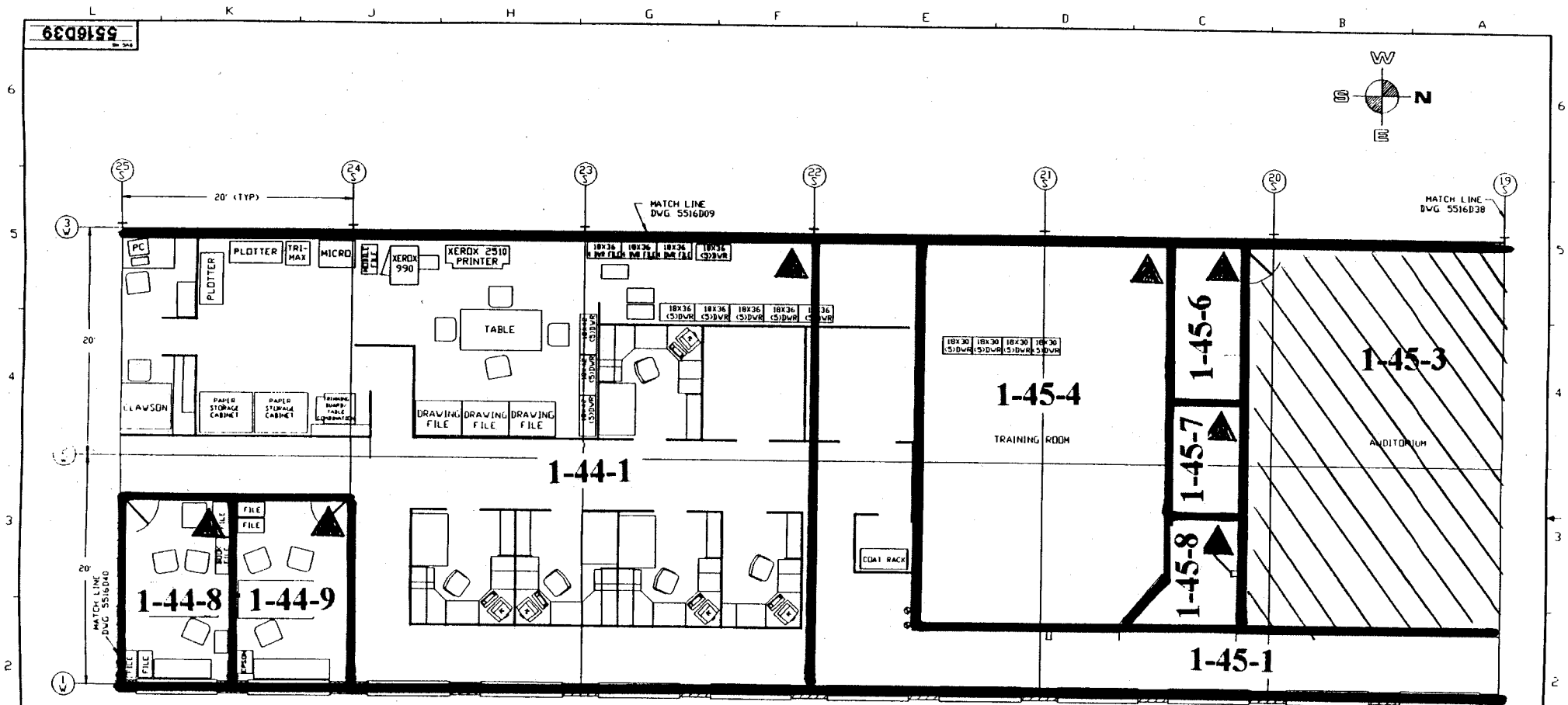
5516D38



SURVEY DATE: 12  
 SN: ~~01-06~~ 01-060  
 SURVEY UNIT: 1-45-3  
 BY: JMS

NOTE: ▲ DESIGNATES NORTHERN MOST WEST CORNER (0, 0 Reference point)

WESTINGHOUSE PROPRIETARY DATA THIS DOCUMENT CONTAINS PROPRIETARY AND CONFIDENTIAL INFORMATION OF THE WESTINGHOUSE ELECTRIC CORPORATION. IT IS NOT TO BE REPRODUCED OR TRANSMITTED IN ANY FORM OR BY ANY MEANS, ELECTRONIC OR MECHANICAL, INCLUDING PHOTOCOPYING, RECORDING, OR BY ANY INFORMATION STORAGE AND RETRIEVAL SYSTEM, WITHOUT THE WRITTEN PERMISSION OF THE WESTINGHOUSE NUCLEAR FUEL OPERATIONS DIVISIONS.	DESIGNED BY: ANDERSON DRAWN BY: [blank] CHECKED BY: [blank] DATE: [blank]	TITLE: MAIN BLDG. EQUIPMENT LAYOUT SECOND FLOOR LOBBY SCALE: 1/8" = 1'-0" SHEET: 1 OF 1 DRAWING NO.: 5516D38
	Westinghouse Electric Corporation SPECIALTY METALS PLANT BIRKBECK PA USA	



SURVEY DATE: 12-6-94  
 SN: 01-060  
 SURVEY UNIT: 1-45-3

BY *JMS*

NOTE: ▲ DESIGNATES NORTHERN MOST WEST CORNER (0, 0 Reference point)

TOLERANCES & DIMENSIONS, NOTES UNLESS OTHERWISE SPECIFIED: DIMENSIONS ARE GIVEN IN DECIMALS OF AN INCH. DIMENSIONS IN PARENTHESES ARE IN MILLIMETERS. DIMENSIONS IN PARENTHESES ARE IN MILLIMETERS. DIMENSIONS IN PARENTHESES ARE IN MILLIMETERS. DIMENSIONS IN PARENTHESES ARE IN MILLIMETERS. DIMENSIONS IN PARENTHESES ARE IN MILLIMETERS.	WESTINGHOUSE PROPRIETARY DATA THIS DOCUMENT CONTAINS PROPRIETARY INFORMATION OF THE WESTINGHOUSE ELECTRIC CORPORATION. NO PART OF THIS DOCUMENT IS TO BE REPRODUCED OR TRANSMITTED IN ANY FORM OR BY ANY MEANS, ELECTRONIC OR MECHANICAL, INCLUDING PHOTOCOPYING, RECORDING, OR BY ANY INFORMATION STORAGE AND RETRIEVAL SYSTEM, WITHOUT THE PRIOR WRITTEN PERMISSION OF THE WESTINGHOUSE MAIN PLANT FILE OPERATIONS DIVISIONS.	DESIG. NO. _____ DATE _____ DRAWN BY _____ CHECKED BY _____ APPR. BY _____	TITLE <b>MAIN BLDG. LAYOUT          End FLR. SOUTH</b> XXXX SCALE: AS SHOWN 5516D39
		WESTINGHOUSE ELECTRIC CORPORATION SPECIALTY METALS PLANT, BLAIRSVILLE, PA, USA	DATE: 12-6-94 DRAWN BY: JMS CHECKED BY: JMS APPR. BY: JMS

# Blairsville Point Survey Form #003

Survey Serial #:	01-061
Survey Section:	1
Survey Unit:	44
Survey Sub-unit:	1

Alpha Survey Instruments				
Inst.	Inst.		Corr.	Bkg.
S/N	Code	Eff. %	Fac.	CPM
1517	7	19.1	5.24	1


Beta Survey Instruments				
Inst.	Inst.		Corr.	Bkg.
S/N	Code	Eff. %	Fac.	CPM
1601	13	33.4	2.99	353

Gamma or Beta/Gamma Instruments			
Inst.	Inst.		Detection
S/N	Code	Bkg.	Type
234	23	5	Gamma
4195	14	0.01	Beta / Gamma

Classification:	3
Survey Type:	Lower
Survey Date:	12/7/94
Count Date:	1/9/95

Alpha Counting Instruments				
Inst.	Inst.		Corr.	Bkg.
S/N	Code	Eff. %	Fac.	CPM
13295	2	33.88	2.95	0.28

Beta Counting Instruments				
Inst.	Inst.		Corr.	Bkg.
S/N	Code	Eff. %	Fac.	CPM
13295	3	37.13	2.69	2.06

Surveyor:	V. Taylor / J. Shoemaker
Signature:	

Surface Description	Coordinates		Gamma at 1m	Gamma Inst.	Beta/Gamma Contact	Beta/Gamma	Contact Gross	Alpha	Contact Gross	Beta	Scan Contact		Removable	Alpha	Removable	Beta	Comments
	X	Y	uR/hr	Code	mR/hr	Code	1 min. Count	Code	1 min. Count	Code	Gross CPM		DPM/100 cm2	Count	DPM/100 cm2	Count	
											Max Beta	Avg Beta					
Floor	6	0	6	23	0.01	14	2	7	287	13	330	240	0.65	2	1.17	3	Carpet
Floor	4	-1	5	23	0.015	14	6	7	253	13	377	230	0.65	2	-2.87	3	Carpet
Floor	8	-1	5	23	0.02	14	5	7	280	13	357	240	-0.82	2	1.17	3	Carpet
Floor	9	-3	5	23	0.005	14	0	7	273	13	346	230	-0.82	2	-5.56	3	Carpet
Floor	6	-4	6	23	0.01	14	0	7	273	13	354	240	0.65	2	3.87	3	Carpet
Floor	4	-4	5	23	0.015	14	2	7	285	13	360	250	-0.82	2	-0.17	3	Carpet
Floor	8	-6	5	23	0.01	14	2	7	244	13	342	240	-0.82	2	1.17	3	Carpet
Floor	6	-8	5	23	0.02	14	0	7	269	13	278	230	-0.82	2	-2.87	3	Carpet
Floor	9	-9	5	23	0.01	14	0	7	253	13	342	250	2.13	2	-2.87	3	Carpet
Floor	11	-3	7	23	0.015	14	2	7	270	13	396	270	0.65	2	-2.87	3	Carpet
Floor	11	-7	7	23	0.01	14	5	7	312	13	395	240	-0.82	2	1.17	3	Carpet
Floor	11	-11	7	23	0.02	14	1	7	288	13	357	260	-0.82	2	-0.17	3	Carpet
Floor	8	-11	5	23	0.01	14	2	7	311	13	351	230	0.65	2	3.87	3	Carpet
Floor	6	-11	5	23	0.005	14	1	7	295	13	358	260	-0.82	2	-2.87	3	Carpet
Floor	4	-12	5	23	0.01	14	3	7	276	13	382	250	-0.82	2	-1.52	3	Carpet
Floor	2	-12	6	23	0.01	14	0	7	283	13	346	230	-0.82	2	-2.87	3	Carpet
Floor	1	-1	6	23	0.01	14	4	7	283	13	353	220	0.65	2	-4.21	3	Carpet
Floor	1	-4	6	23	0.015	14	1	7	282	13	346	210	-0.82	2	-1.52	3	Carpet
Floor	1	-8	6	23	0.02	14	1	7	267	13	338	220	-0.82	2	-4.21	3	Carpet
Floor	3	-8	5	23	0.005	14	6	7	254	13	356	250	-0.82	2	-5.56	3	Carpet
Floor	4	-23	5	23	0.015	14	3	7	264	13	328	230	-0.82	2	-2.87	3	Carpet
Floor	3	-21	5	23	0.01	14	1	7	270	13	370	245	-0.82	2	-5.56	3	Carpet
Floor	2	-20	5	23	0.01	14	0	7	285	13	365	240	-0.82	2	-2.87	3	Carpet

# Blairsville Point Survey Form #003

Survey Serial #: **01-061**

Survey Section: **1**

Survey Unit: **44**

Survey Sub-unit: **1**

Classification: **3**

Survey Type: **Lower**

Survey Date: **12/7/94**

Count Date: **1/9/95**


Alpha Survey Instruments				
Inst. S/N	Inst. Code	Eff. %	Corr. Fac.	Bkg. CPM
1517	7	19.1	5.24	1

Beta Survey Instruments				
Inst. S/N	Inst. Code	Eff. %	Corr. Fac.	Bkg. CPM
1601	13	33.4	2.99	353

Gamma or Beta/Gamma Instruments			
Inst. S/N	Inst. Code	Bkg.	Detection Type
234	23	5	Gamma
4195	14	0.01	Beta / Gamma

Alpha Counting Instruments				
Inst. S/N	Inst. Code	Eff. %	Corr. Fac.	Bkg. CPM
13295	2	33.88	2.95	0.28

Beta Counting Instruments				
Inst. S/N	Inst. Code	Eff. %	Corr. Fac.	Bkg. CPM
13295	3	37.13	2.69	2.06

Surveyor: **V. Taylor / J. Shoemaker**  
 Signature: 

Surface Description	Coordinates		Gamma at 1m	Gamma Inst.	Beta/Gamma Contact	Beta/Gamma Code	Contact Gross 1 min. Count	Alpha Inst.	Contact Gross 1 min. Count	Beta Inst.	Scan Contact Gross CPM		Removable DPM/100 cm2	Alpha Count	Removable DPM/100 cm2	Beta Count	Comments
	X	Y	uR/hr	Code	mR/hr	Code	Alpha	Code	Beta	Code	Max Beta	Avg Beta	Alpha	Code	Beta	Code	
Floor	1	-17	7	23	0.015	14	0	7	253	13	367	240	0.65	2	-0.17	3	Carpet
Floor	4	-17	5	23	0.015	14	1	7	269	13	356	250	0.65	2	-1.52	3	Carpet
Floor	3	-15	5	23	0.02	14	1	7	256	13	348	240	-0.82	2	-2.87	3	Carpet
Floor	6	-15	5	23	0.01	14	2	7	278	13	377	250	-0.82	2	-2.87	3	Carpet
Floor	6	-19	5	23	0.015	14	1	7	279	13	321	240	2.13	2	-1.52	3	Carpet
Floor	6	-23	5	23	0.01	14	3	7	298	13	351	230	-0.82	2	-0.17	3	Carpet
Floor	2	-27	6	23	0.01	14	2	7	290	13	387	240	2.13	2	-4.21	3	Carpet
Floor	6	-27	5	23	0.01	14	2	7	270	13	315	240	-0.82	2	3.87	3	Carpet
Floor	6	-29	6	23	0.02	14	3	7	291	13	347	230	0.65	2	-4.21	3	Carpet
Floor	4.5	-29	6	23	0.01	14	1	7	290	13	382	250	-0.82	2	-2.87	3	Carpet
Floor	4.5	-31	7	23	0.01	14	1	7	334	13	460	240	-0.82	2	-0.17	3	Carpet
Floor	4.5	-33	10	23	0.005	14	3	7	323	13	434	280	2.13	2	-2.87	3	Carpet

**LB5100-W Low Background Counting System -- Smear Analysis**

Date: 1/9/95  
 Counting Unit id: 1  
 Data file name: C:\LBXL\UNIT1\B01-061.XLD  
 Batch Ended: 1/9/95 10:25  
 Crosstalk Correction: Not Applied

Alpha activity action level (DPM): 20.00  
 Beta activity action level (DPM): 200.00  
 Certainty level for MDA and flags: 95.00%  
 High Voltage Setting: 1410

Application Revision: 3  
 Application Version: Standard

Alpha efficiency log file: th230ab  
 Alpha Efficiency: 33.88%  
 Alpha to Beta Crosstalk: 24.12%  
 Alpha Background (CPM): 0.278571429  
 Alpha Correction Factor: 1.000

Beta efficiency log file: tc99ab  
 Beta Efficiency: 37.13%  
 Beta into Alpha Crosstalk: 0.03%  
 Beta Background (CPM): 2.064285714  
 Beta Correction Factor: 1.000

Batch ID: Blairsville 1-44-1 lower

Carrier	Alpha Activity				Beta Activity				Count time (min)	Alpha CPM	Beta CPM	Completion Date - Time
	DPM	$\sigma$	flags	MDA	DPM	$\sigma$	flags	MDA				
11	0.654	1.48	<MDA	7.64	1.17	3.03	<MDA	12.71	2.00	0.221	0.44	1/9/95 9:02
12	0.654	1.48	<MDA	7.64	-2.87	1.93	<MDA	12.71	2.00	0.221	-1.06	1/9/95 9:04
13	-0.822	1.48	<MDA	7.64	1.17	3.03	<MDA	12.71	2.00	-0.279	0.44	1/9/95 9:06
14	-0.822	1.48	<MDA	7.64	-5.56	1.39	<MDA	12.71	2.00	-0.279	-2.06	1/9/95 9:08
15	0.654	1.48	<MDA	7.64	3.87	3.58	<MDA	12.71	2.00	0.221	1.44	1/9/95 9:10
16	-0.822	1.48	<MDA	7.64	-0.17	2.71	<MDA	12.71	2.00	-0.279	-0.06	1/9/95 9:13
17	-0.822	1.48	<MDA	7.64	1.17	3.03	<MDA	12.71	2.00	-0.279	0.44	1/9/95 9:15
18	-0.822	1.48	<MDA	7.64	-2.87	1.93	<MDA	12.71	2.00	-0.279	-1.06	1/9/95 9:17
19	2.129	2.09	<AL	7.64	-2.87	1.93	<MDA	12.71	2.00	0.721	-1.06	1/9/95 9:19
20	0.654	1.48	<MDA	7.64	-2.87	1.93	<MDA	12.71	2.00	0.221	-1.06	1/9/95 9:21
21	-0.822	1.48	<MDA	7.64	1.17	3.03	<MDA	12.71	2.00	-0.279	0.44	1/9/95 9:24
22	-0.822	1.48	<MDA	7.64	-0.17	2.71	<MDA	12.71	2.00	-0.279	-0.06	1/9/95 9:26
23	0.654	1.48	<MDA	7.64	3.87	3.58	<MDA	12.71	2.00	0.221	1.44	1/9/95 9:28
24	-0.822	1.48	<MDA	7.64	-2.87	1.93	<MDA	12.71	2.00	-0.279	-1.06	1/9/95 9:30
25	-0.822	1.48	<MDA	7.64	-1.52	2.36	<MDA	12.71	2.00	-0.279	-0.56	1/9/95 9:32
26	-0.822	1.48	<MDA	7.64	-2.87	1.93	<MDA	12.71	2.00	-0.279	-1.06	1/9/95 9:35
27	0.654	1.48	<MDA	7.64	-4.21	1.39	<MDA	12.71	2.00	0.221	-1.56	1/9/95 9:37
28	-0.822	1.48	<MDA	7.64	-1.52	2.36	<MDA	12.71	2.00	-0.279	-0.56	1/9/95 9:39
29	-0.822	1.48	<MDA	7.64	-4.21	1.39	<MDA	12.71	2.00	-0.279	-1.56	1/9/95 9:41
30	-0.822	1.48	<MDA	7.64	-5.56	1.39	<MDA	12.71	2.00	-0.279	-2.06	1/9/95 9:43
31	-0.822	1.48	<MDA	7.64	-2.87	1.93	<MDA	12.71	2.00	-0.279	-1.06	1/9/95 9:46
32	-0.822	1.48	<MDA	7.64	-5.56	1.39	<MDA	12.71	2.00	-0.279	-2.06	1/9/95 9:48
33	-0.822	1.48	<MDA	7.64	-2.87	1.93	<MDA	12.71	2.00	-0.279	-1.06	1/9/95 9:50
34	0.654	1.48	<MDA	7.64	-0.17	2.71	<MDA	12.71	2.00	0.221	-0.06	1/9/95 9:52



**LB5100-W Low Background Counting System -- Smear Analysis**

Date: 1/9/95  
 Counting Unit id: 1  
 Data file name: C:\LBXL\UNIT1\B01-061.XLD  
 Batch Ended: 1/9/95 10:25  
 Crosstalk Correction: Not Applied

Alpha activity action level (DPM): 20.00  
 Beta activity action level (DPM): 200.00  
 Certainty level for MDA and flags: 95.00%  
 High Voltage Setting: 1410

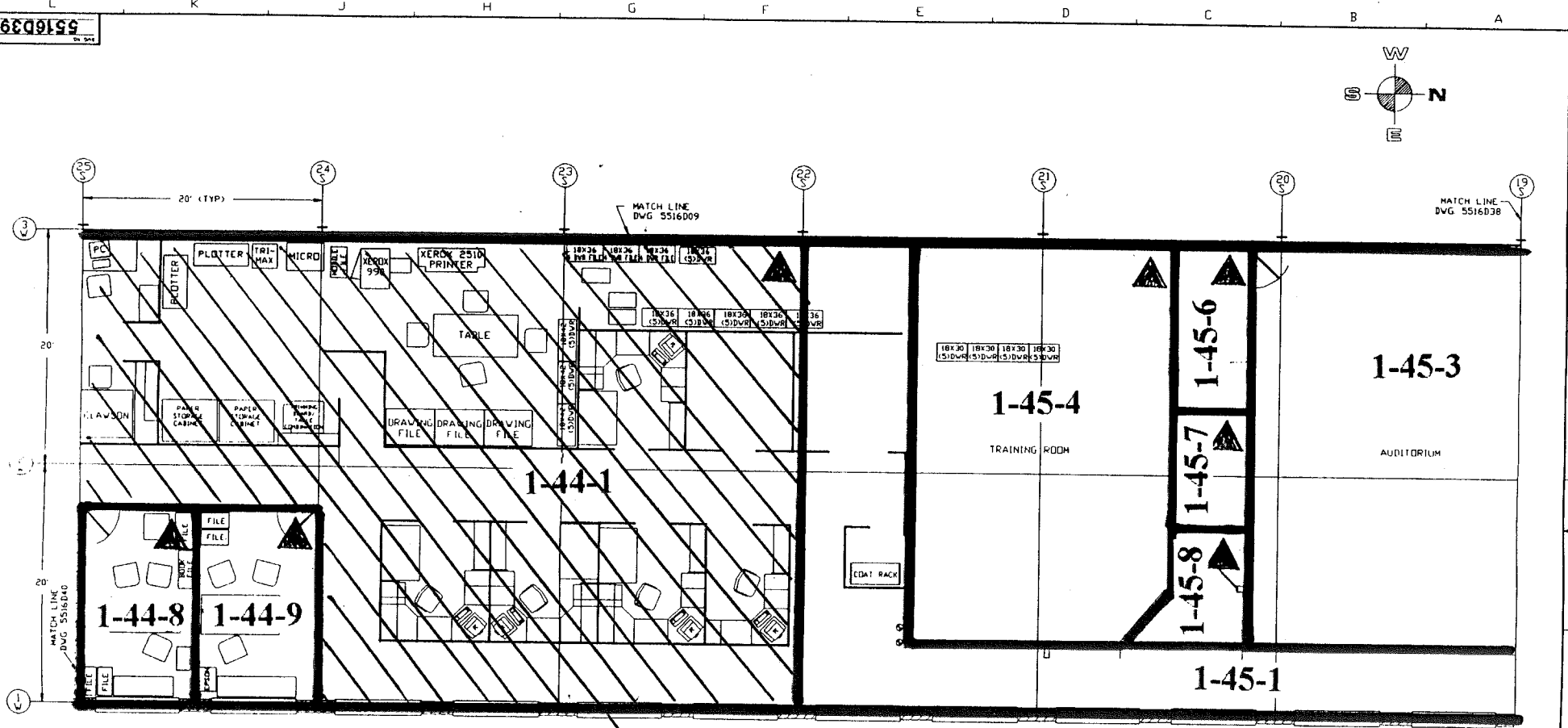
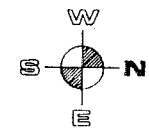
Application Revision: 3  
 Application Version: Standard

Alpha efficiency log file: th230ab Alpha Efficiency: 33.88% Alpha to Beta Crosstalk: 24.12% Alpha Background (CPM): 0.278571429 Alpha Correction Factor: 1.000
Beta efficiency log file: tc99ab Beta Efficiency: 37.13% Beta into Alpha Crosstalk: 0.03% Beta Background (CPM): 2.064285714 Beta Correction Factor: 1.000

Batch ID: Blairsville 1-44-1 lower

Carrier	Alpha Activity				Beta Activity				Count time (min)	Alpha CPM	Beta CPM	Completion Date - Time
	DPM	$\sigma$	flags	MDA	DPM	$\sigma$	flags	MDA				
35	0.654	1.48	<MDA	7.64	-1.52	2.36	<MDA	12.71	2.00	0.221	-0.56	1/9/95 9:54
36	-0.822	1.48	<MDA	7.64	-2.87	1.93	<MDA	12.71	2.00	-0.279	-1.06	1/9/95 9:57
37	-0.822	1.48	<MDA	7.64	-2.87	1.93	<MDA	12.71	2.00	-0.279	-1.06	1/9/95 9:59
38	2.129	2.09	<AL	7.64	-1.52	2.36	<MDA	12.71	2.00	0.721	-0.56	1/9/95 10:01
39	-0.822	1.48	<MDA	7.64	-0.17	2.71	<MDA	12.71	2.00	-0.279	-0.06	1/9/95 10:03
40	2.129	2.09	<AL	7.64	-4.21	1.39	<MDA	12.71	2.00	0.721	-1.56	1/9/95 10:05
41	2.129	2.09	<AL	7.64	-4.21	1.39	<MDA	12.71	2.00	0.721	-1.56	1/9/95 10:08
42	-0.822	1.48	<MDA	7.64	3.87	3.58	<MDA	12.71	2.00	-0.279	1.44	1/9/95 10:10
43	0.654	1.48	<MDA	7.64	-4.21	1.39	<MDA	12.71	2.00	0.221	-1.56	1/9/95 10:12
44	-0.822	1.48	<MDA	7.64	-2.87	1.93	<MDA	12.71	2.00	-0.279	-1.06	1/9/95 10:14
45	-0.822	1.48	<MDA	7.64	-0.17	2.71	<MDA	12.71	2.00	-0.279	-0.06	1/9/95 10:16
46	2.129	2.09	<AL	7.64	-2.87	1.93	<MDA	12.71	2.00	0.721	-1.06	1/9/95 10:19
47	0.654	1.48	<MDA	7.64	-2.87	1.93	<MDA	12.71	2.00	0.221	-1.06	1/9/95 10:21
48	-0.822	1.48	<MDA	7.64	-1.52	2.36	<MDA	12.71	2.00	-0.279	-0.56	1/9/95 10:23
49	-0.822	1.48	<MDA	7.64	-0.17	2.71	<MDA	12.71	2.00	-0.279	-0.06	1/9/95 10:25

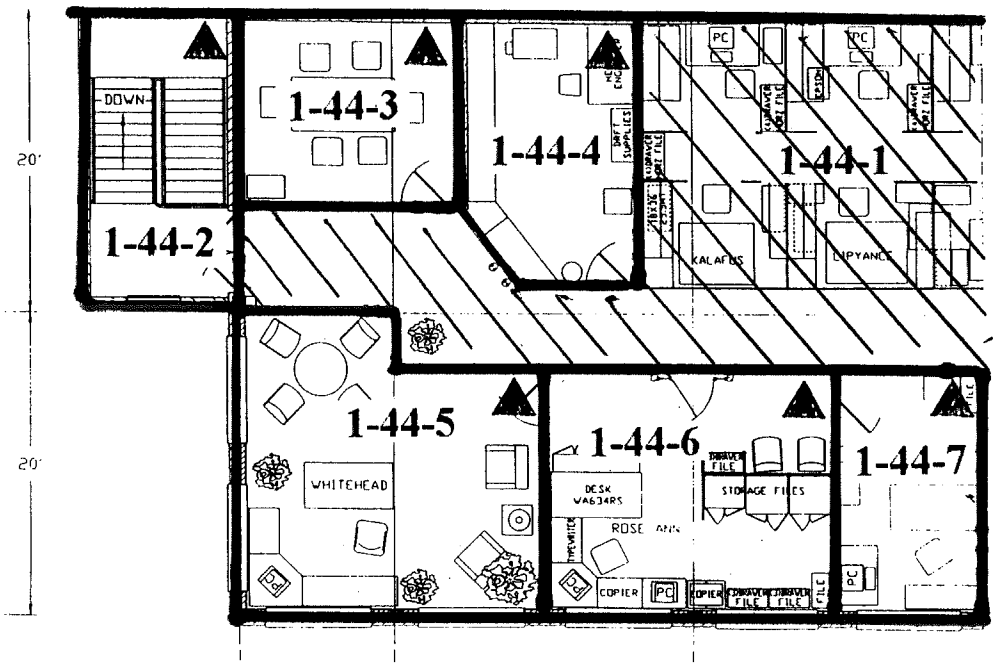
6E09199



SURVEY DATE: 12/7/94  
 SURVEY UNIT: 1-44-1  
 SN: 01-061  
 BY: *[Signature]*


NOTE: ▲ DESIGNATES NORTHERN MOST WEST CORNER (0, 0 Reference point)

<p>TELETYPE &amp; MAILING NOTES                  UNLESS OTHERWISE SPECIFIED                  DRAWING PRACTICES REGARDING SYMBOLS                  DIMENSIONING, TOLERANCES AND                  MATERIALS SHALL BE AS SHOWN ON                  WESTINGHOUSE DRAWING 5516D09</p>	<p>WESTINGHOUSE PROPRIETARY DATA</p> <p>THIS DOCUMENT CONTAINS PROPRIETARY INFORMATION OF THE WESTINGHOUSE ELECTRIC CORPORATION. MAXIMUM FILE OPERATIONS DIVISIONS. IT IS FURNISHED TO YOU BY CONSENT AND TRUST AND IS TO BE RETURNED UPON REQUEST. ITS CONTENT MAY NOT BE REPRODUCED IN WHOLE OR IN PART TO OTHERS OR USED FOR OTHER THAN THE PURPOSE FOR WHICH TRANSMITTED WITHOUT THE PRIOR WRITTEN PERMISSION OF THE WESTINGHOUSE MAXIMUM FILE OPERATIONS DIVISIONS.</p>	<p>DESIGN: E3                  LIPYANCE                  B-24-111</p> <p>DATE: 12/7/94</p> <p>BY: EDC</p> <p>SCALE: 25=12'</p> <p>SHEET: 1 OF 1 SHEET</p>	<p>Westinghouse Electric Corporation                  SPECIALTY METALS PLANT BLAIRSVILLE PA USA</p> <p>TITLE: MAIN BLDG. LAYOUT                  2nd FLR. SOUTH                  XXXX</p> <p>SCALE: 25=12'</p> <p>SHEET: 1 OF 1 SHEET</p> <p>DWG. NO. 5516D39</p> <p>REV: 04</p>
--	--	---	--



SURVEY DATE : 12/7/94  
 SURVEY UNIT : 1-44-1  
 SN : 01-061  
 BY: *[Signature]*

NOTE: ▲ DESIGNATES NORTHERN MOST WEST CORNER (0, 0 Reference point)

DES DFTN	ANDERSON	6-24-83	 <b>Westinghouse Electric Corporation</b> SPECIALTY METALS PLANT BLAIRSVILLE, PA. USA.	
DFTN				
CHKR				
DES ENG				
MFG ENG				
DA ENG			TITLE	MAIN BLDG. LAYOUT 2nd FLR. - SOUTH
APP			SCALE	.25=12
			SHT	1 OF 1 SHTS
			DWG. NO.	<b>5516D40</b>
			REV	03

C B A DWR 86

# Blairsville Point Survey Form #003

Survey Serial #:	01-062
Survey Section:	1
Survey Unit:	44
Survey Sub-unit:	2

Alpha Survey Instruments				
Inst. S/N	Inst. Code	Eff. %	Corr. Fac.	Bkg. CPM
1517	7	19.1	5.24	3

Beta Survey Instruments				
Inst. S/N	Inst. Code	Eff. %	Corr. Fac.	Bkg. CPM
1601	13	33.4	2.99	376


Gamma or Beta/Gamma Instruments			
Inst. S/N	Inst. Code	Bkg.	Detection Type
234	23	18	Gamma
4195	14	0.02	Beta / Gamma

Classification:	3
Survey Type:	Lower

Alpha Counting Instruments				
Inst. S/N	Inst. Code	Eff. %	Corr. Fac.	Bkg. CPM
13295	2	33.88	2.95	0.28

Beta Counting Instruments				
Inst. S/N	Inst. Code	Eff. %	Corr. Fac.	Bkg. CPM
13295	3	37.13	2.69	2.06

Survey Date:	12/7/94
Count Date:	1/9/95

Surveyor:	V. Taylor / J. Shoemaker
Signature:	

Surface Description	Coordinates		Gamma at 1m	Gamma Inst.	Beta/Gamma Contact	Beta/Gamma Code	Contact Gross 1 min. Count	Alpha Inst. Code	Contact Gross 1 min. Count	Beta Inst. Code	Scan Contact Gross CPM		Removable DPM/100 cm2	Alpha Count	Removable DPM/100 cm2	Beta Count	Comments
	X	Y	uR/hr	Code	mR/hr	Code	Alpha	Beta	Code	Max Beta	Avg Beta	Alpha	Beta	Code			
Floor	1	-1	17	23	0.01	14	3	7	380	13	491	350	-0.82	2	-5.56	3	Rubber
Floor	1	-2	18	23	0.015	14	5	7	421	13	483	340	-0.82	2	-2.87	3	Rubber

**LB5100-W Low Background Counting System -- Smear Analysis**

Date: 1/9/95  
 Counting Unit id: 1  
 Data file name: C:\LBXL\UNIT1\B01-062.XLD  
 Batch Ended: 1/9/95 10:30  
 Crosstalk Correction: Not Applied

Alpha activity action level (DPM): 20.00  
 Beta activity action level (DPM): 200.00  
 Certainty level for MDA and flags: 95.00%  
 High Voltage Setting: 1410

Application Revision: 3  
 Application Version: Standard

Alpha efficiency log file: th230ab Alpha Efficiency: 33.88% Alpha to Beta Crosstalk: 24.12% Alpha Background (CPM): 0.278571429 Alpha Correction Factor: 1.000
Beta efficiency log file: tc99ab Beta Efficiency: 37.13% Beta into Alpha Crosstalk: 0.03% Beta Background (CPM): 2.064285714 Beta Correction Factor: 1.000
Count time (min)    Alpha CPM    Beta CPM    Completion Date - Time
2.00    -0.279    -2.06    1/9/95 10:27
2.00    -0.279    -1.06    1/9/95 10:30

Batch ID: Blairsville 1-44-2 lower

Carrier	Alpha Activity				Beta Activity			
	DPM	$\sigma$	flags	MDA	DPM	$\sigma$	flags	MDA
50	-0.822	1.48	<MDA	7.64	-5.56	1.39	<MDA	12.71
51	-0.822	1.48	<MDA	7.64	-2.87	1.93	<MDA	12.71



# Blairsville Point Survey Form #003

Survey Serial #: **01-063**

Survey Section: **1**

Survey Unit: **5**

Survey Sub-unit: **5**

Classification: **4**

Survey Type: **Lower**

Survey Date: **12/14/94**

Count Date: **1/9/95**

Alpha Survey Instruments				
Inst. S/N	Inst. Code	Eff. %	Corr. Fac.	Bkg. CPM
1510	6	24	4.17	4


Beta Survey Instruments				
Inst. S/N	Inst. Code	Eff. %	Corr. Fac.	Bkg. CPM
1593	11	34.96	2.86	255

Gamma or Beta/Gamma Instruments			
Inst. S/N	Inst. Code	Bkg.	Detection Type
234	23	7	Gamma
152	22	0.01	Beta / Gamma

Alpha Counting Instruments				
Inst. S/N	Inst. Code	Eff. %	Corr. Fac.	Bkg. CPM
13295	2	33.88	2.95	0.28

Beta Counting Instruments				
Inst. S/N	Inst. Code	Eff. %	Corr. Fac.	Bkg. CPM
13295	3	37.13	2.69	2.06

Surveyor: **L. Smith / C. Vergari**

Signature: 

Surface Description	Coordinates		Gamma at 1m	Gamma Inst.	Beta/Gamma Contact	Beta/Gamma Code	Contact Gross 1 min. Count	Alpha Inst.	Contact Gross 1 min. Count	Beta Inst.	Scan Contact Gross CPM		Removable DPM/100 cm2	Alpha Count	Removable DPM/100 cm2	Beta Count	Comments	
			uR/hr	Code	mR/hr	Code	Alpha	Code	Beta	Code	Max Beta	Avg Beta	Alpha	Code	Beta	Code		
	X	Y	Code	Code	Code	Code	Code	Code	Code	Code	Code	Code	Code	Code	Code	Code		
Floor	1	-1	7	23	0.01	22	6	6	359	11	424	330	-0.82	2	-2.8	7	3	Painted concrete
Floor	3	-1	7	23	0.015	22	3	6	299	11	386	325	0.65	2	-0.1	7	3	Painted concrete
Floor	2	-2	7.5	23	0.018	22	7	6	341	11	420	325	-0.82	2	-1.5	2	3	Painted concrete
Floor	4	-2	8	23	0.015	22	5	6	362	11	430	300	0.65	2	-0.1	7	3	Painted concrete
Floor	1	-3	8	23	0.014	22	6	6	333	11	486	350	-0.82	2	-1.5	2	3	Painted concrete
Floor	3	-3	8	23	0.01	22	5	6	340	11	389	330	2.13	2	2.5	2	3	Painted concrete
Floor	2	-4	8	23	0.012	22	5	6	311	11	564	370	0.65	2	2.5	2	3	Painted concrete
Floor	4	-4	7	23	0.015	22	9	6	342	11	440	350	-0.82	2	-0.1	7	3	Painted concrete

**LB5100-W Low Background Counting System -- Smear Analysis**

Date: 1/9/95  
 Counting Unit id: 1  
 Data file name: C:\LBXL\UNIT1\B01-063.XLD  
 Batch Ended: 1/9/95 10:47  
 Crosstalk Correction: Not Applied

Alpha activity action level (DPM): 20.00  
 Beta activity action level (DPM): 200.00  
 Certainty level for MDA and flags: 95.00%  
 High Voltage Setting: 1410

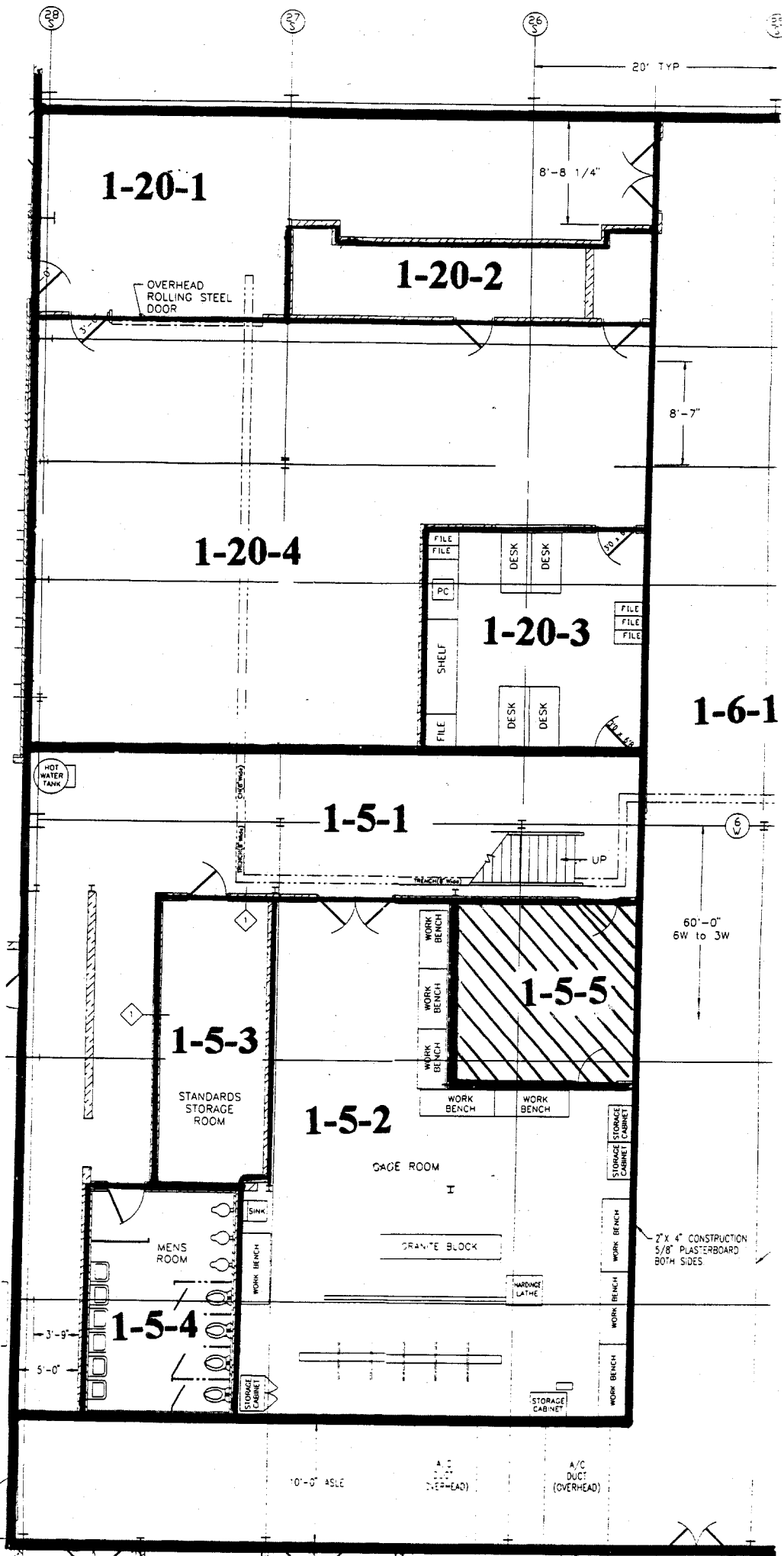
Application Revision: 3  
 Application Version: Standard

Alpha efficiency log file: th230ab Alpha Efficiency: 33.88% Alpha to Beta Crosstalk: 24.12% Alpha Background (CPM): 0.278571429 Alpha Correction Factor: 1.000			
Beta efficiency log file: tc99ab Beta Efficiency: 37.13% Beta into Alpha Crosstalk: 0.03% Beta Background (CPM): 2.064285714 Beta Correction Factor: 1.000			
Count time (min)	Alpha CPM	Beta CPM	Completion Date - Time
2.00	-0.279	-1.06	1/9/95 10:32
2.00	0.221	-0.06	1/9/95 10:34
2.00	-0.279	-0.56	1/9/95 10:36
2.00	0.221	-0.06	1/9/95 10:39
2.00	-0.279	-0.56	1/9/95 10:41
2.00	0.721	0.94	1/9/95 10:43
2.00	0.221	0.94	1/9/95 10:45
2.00	-0.279	-0.06	1/9/95 10:47

Batch ID: Blairsville 1-5-5 lower

Carrier	Alpha Activity				Beta Activity			
	DPM	$\sigma$	flags	MDA	DPM	$\sigma$	flags	MDA
52	-0.822	1.48	<MDA	7.64	-2.87	1.93	<MDA	12.71
53	0.654	1.48	<MDA	7.64	-0.17	2.71	<MDA	12.71
54	-0.822	1.48	<MDA	7.64	-1.52	2.36	<MDA	12.71
55	0.654	1.48	<MDA	7.64	-0.17	2.71	<MDA	12.71
56	-0.822	1.48	<MDA	7.64	-1.52	2.36	<MDA	12.71
57	2.129	2.09	<AL	7.64	2.52	3.32	<MDA	12.71
58	0.654	1.48	<MDA	7.64	2.52	3.32	<MDA	12.71
59	-0.822	1.48	<MDA	7.64	-0.17	2.71	<MDA	12.71





# Blairsville Point Survey Form #003

Survey Serial #:	01-064
Survey Section:	1
Survey Unit:	11
Survey Sub-unit:	7

Alpha Survey Instruments				
Inst. S/N	Inst. Code	Eff. %	Corr. Fac.	Bkg. CPM
1510	6	24	4.17	3

Beta Survey Instruments				
Inst. S/N	Inst. Code	Eff. %	Corr. Fac.	Bkg. CPM
1593	11	34.96	2.86	224


Gamma or Beta/Gamma Instruments			
Inst. S/N	Inst. Code	Bkg.	Detection Type
1522	22	0.01	Beta / Gamma

Classification:	3
Survey Type:	Lower

Alpha Counting Instruments				
Inst. S/N	Inst. Code	Eff. %	Corr. Fac.	Bkg. CPM
13295	2	33.88	2.95	0.28

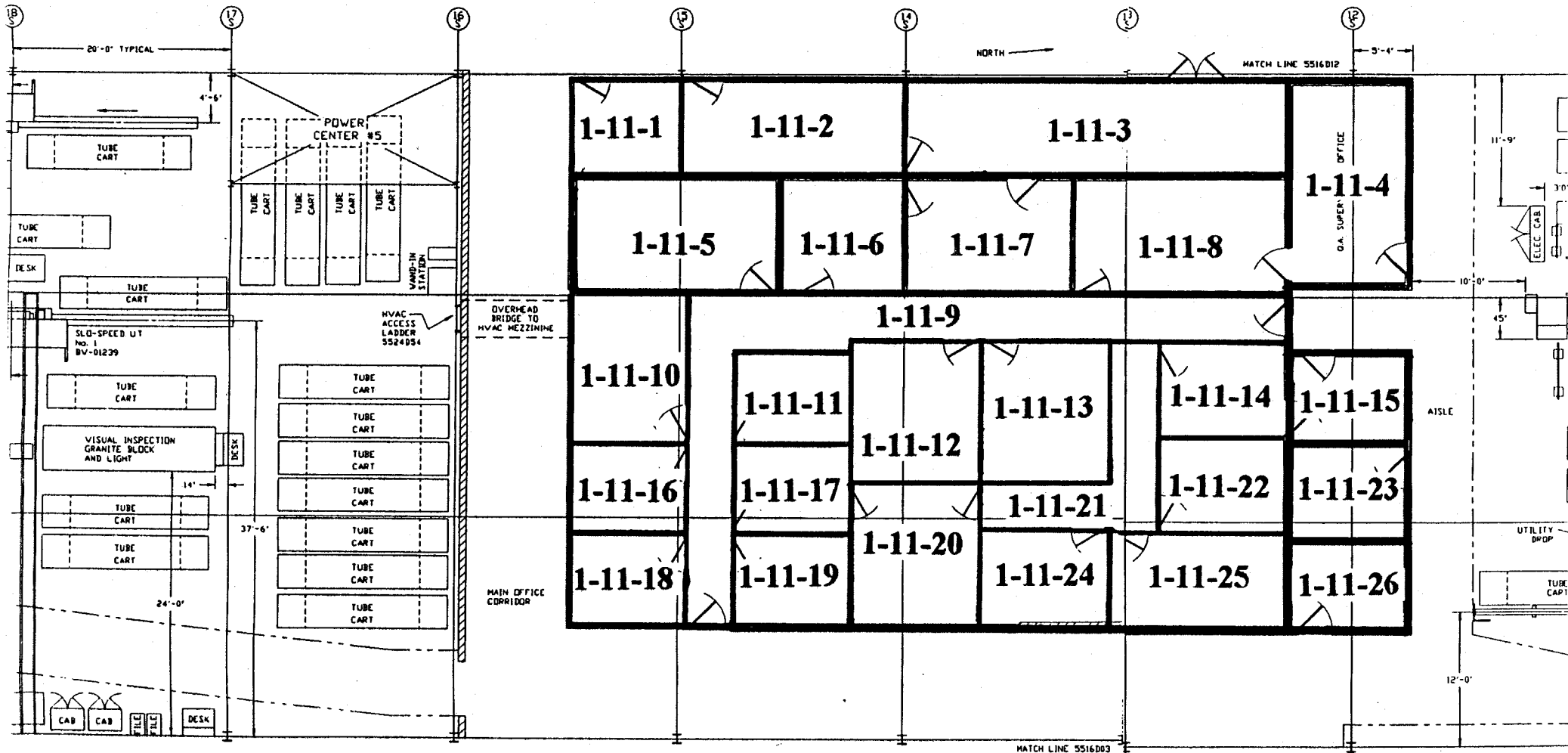
Beta Counting Instruments				
Inst. S/N	Inst. Code	Eff. %	Corr. Fac.	Bkg. CPM
13295	3	37.13	2.69	2.06

Survey Date:	12/19/94
Count Date:	1/9/95

Surveyor:	V. Taylor / J. Shoemaker
Signature:	

Surface Description	Coordinates		Gamma at 1m	Gamma Inst.	Beta/Gamma Contact	Beta/Gamma	Contact Gross 1 min. Count	Alpha Inst.	Contact Gross 1 min. Count	Beta Inst.	Scan Contact Gross CPM		Removable DPM/100 cm2	Alpha Count	Removable DPM/100 cm2	Beta Count	Comments
	X	Y	uR/hr	Code	mR/hr	Code	Alpha	Code	Beta	Code	Max Beta	Avg Beta	Alpha	Code	Beta	Code	
Floor	2	-2	0	0	0.015	22	0	6	207	11	254	180	-0.82	2	-4.21	3	Tile
Floor	1	-3	0	0	0.01	22	0	6	237	11	265	200	-0.82	2	3.87	3	Tile

BAY 2 MAIN BUILDING  
MID BAY PRODUCTION OFFICE  
(UNIT 1-11)



**LB5100-W Low Background Counting System -- Smear Analysis**

Date: 1/9/95  
 Counting Unit id: 1  
 Data file name: C:\LBXL\UNIT1\B01-064.XLD  
 Batch Ended: 1/9/95 13:16  
 Crosstalk Correction: Not Applied

Alpha activity action level (DPM): 20.00  
 Beta activity action level (DPM): 200.00  
 Certainty level for MDA and flags: 95.00%  
 High Voltage Setting: 1410  
 Application Revision: 3  
 Application Version: Standard

Alpha efficiency log file: th230ab Alpha Efficiency: 33.88% Alpha to Beta Crosstalk: 24.12% Alpha Background (CPM): 0.278571429 Alpha Correction Factor: 1.000			
Beta efficiency log file: tc99ab Beta Efficiency: 37.13% Beta into Alpha Crosstalk: 0.03% Beta Background (CPM): 2.064285714 Beta Correction Factor: 1.000			
Count time (min)	Alpha CPM	Beta CPM	Completion Date - Time
2.00	-0.279	-1.56	1/9/95 13:14
2.00	-0.279	1.44	1/9/95 13:16

Batch ID: Blairsville 1-11-7 lower

Carrier	Alpha Activity				Beta Activity			
	DPM	$\sigma$	flags	MDA	DPM	$\sigma$	flags	MDA
1	-0.822	1.48	<MDA	7.64	-4.21	1.39	<MDA	12.71
2	-0.822	1.48	<MDA	7.64	3.87	3.58	<MDA	12.71

# Blairsville Point Survey Form #003

Survey Serial #:	01-065
------------------	--------

Survey Section:	1
Survey Unit:	11
Survey Sub-unit:	1

Classification:	3
Survey Type:	Lower

Survey Date:	12/19/94
Count Date:	1/9/95


Alpha Survey Instruments				
Inst. S/N	Inst. Code	Eff. %	Corr. Fac.	Bkg. CPM
1510	6	24	4.17	3

Alpha Counting Instruments				
Inst. S/N	Inst. Code	Eff. %	Corr. Fac.	Bkg. CPM
13295	2	33.88	2.95	0.28

Beta Survey Instruments				
Inst. S/N	Inst. Code	Eff. %	Corr. Fac.	Bkg. CPM
1593	11	34.96	2.86	224

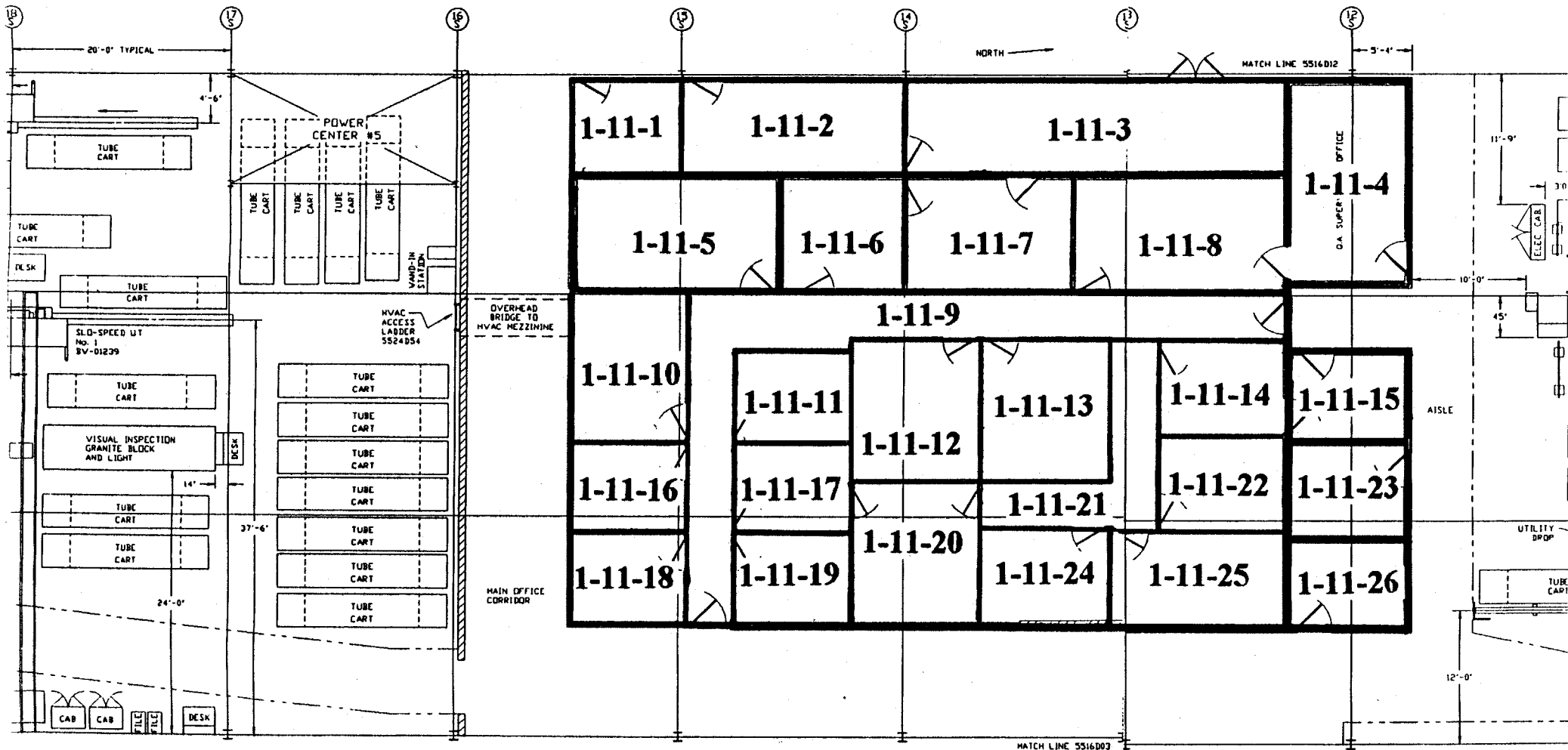
Beta Counting Instruments				
Inst. S/N	Inst. Code	Eff. %	Corr. Fac.	Bkg. CPM
13295	3	37.13	2.69	2.06

Gamma or Beta/Gamma Instruments			
Inst. S/N	Inst. Code	Bkg.	Detection Type
1522	22	0.01	Beta / Gamma

Surveyor:	V. Taylor / J. Shoemaker
Signature:	

Surface Description	Coordinates		Gamma at 1m	Gamma Inst.	Beta/Gamma Contact	Beta/Gamma Code	Contact Gross 1 min. Count	Alpha Inst. Code	Contact Gross 1 min. Count	Beta Inst. Code	Scan Contact Gross CPM		Removable DPM/100 cm2	Alpha Count Code	Removable DPM/100 cm2	Beta Count Code	Comments
	X	Y	uR/hr	Code	mR/hr	Code	Alpha	Beta	Code	Max Beta	Avg Beta	Alpha	Beta	Beta			
Floor	1	-1	0	0	0.01	22	0	6	214	11	248	180	-0.82	2	-4.21	3	Carpet

# BAY 2 MAIN BUILDING MID BAY PRODUCTION OFFICE (UNIT 1-11)



5516D08 REV 14



**LB5100-W Low Background Counting System -- Smear Analysis**

Date: 1/9/95  
 Counting Unit id: 1  
 Data file name: C:\LBXL\UNIT1\B01-065.XLD  
 Batch Ended: 1/9/95 13:19  
 Crosstalk Correction: Not Applied

Alpha activity action level (DPM): 20.00  
 Beta activity action level (DPM): 200.00  
 Certainty level for MDA and flags: 95.00%  
 High Voltage Setting: 1410  
 Application Revision: 3  
 Application Version: Standard

Batch ID: Blairsville 1-11-2 lower

Carrier	Alpha Activity				Beta Activity				Count time (min)	Alpha CPM	Beta CPM	Completion Date - Time
	DPM	$\sigma$	flags	MDA	DPM	$\sigma$	flags	MDA				
3	-0.822	1.48	<MDA	7.64	-4.21	1.39	<MDA	12.71	2.00	-0.279	-1.56	1/9/95 13:19

Alpha efficiency log file: th230ab Alpha Efficiency: 33.88% Alpha to Beta Crosstalk: 24.12% Alpha Background (CPM): 0.278571429 Alpha Correction Factor: 1.000
Beta efficiency log file: tc99ab Beta Efficiency: 37.13% Beta into Alpha Crosstalk: 0.03% Beta Background (CPM): 2.064285714 Beta Correction Factor: 1.000

# Blairsville Point Survey Form #003

Survey Serial #: **01-066**

Survey Section: **1**

Survey Unit: **11**

Survey Sub-unit: **2**

Classification: **3**

Survey Type: **Lower**

Survey Date: **12/19/94**

Count Date: **1/9/95**


Alpha Survey Instruments				
Inst. S/N	Inst. Code	Eff. %	Corr. Fac.	Bkg. CPM
1510	6	24	4.17	3

Beta Survey Instruments				
Inst. S/N	Inst. Code	Eff. %	Corr. Fac.	Bkg. CPM
1593	11	34.96	2.86	224

Gamma or Beta/Gamma Instruments			
Inst. S/N	Inst. Code	Bkg.	Detection Type
1522	22	0.01	Beta / Gamma

Alpha Counting Instruments				
Inst. S/N	Inst. Code	Eff. %	Corr. Fac.	Bkg. CPM
13295	2	33.88	2.95	0.28

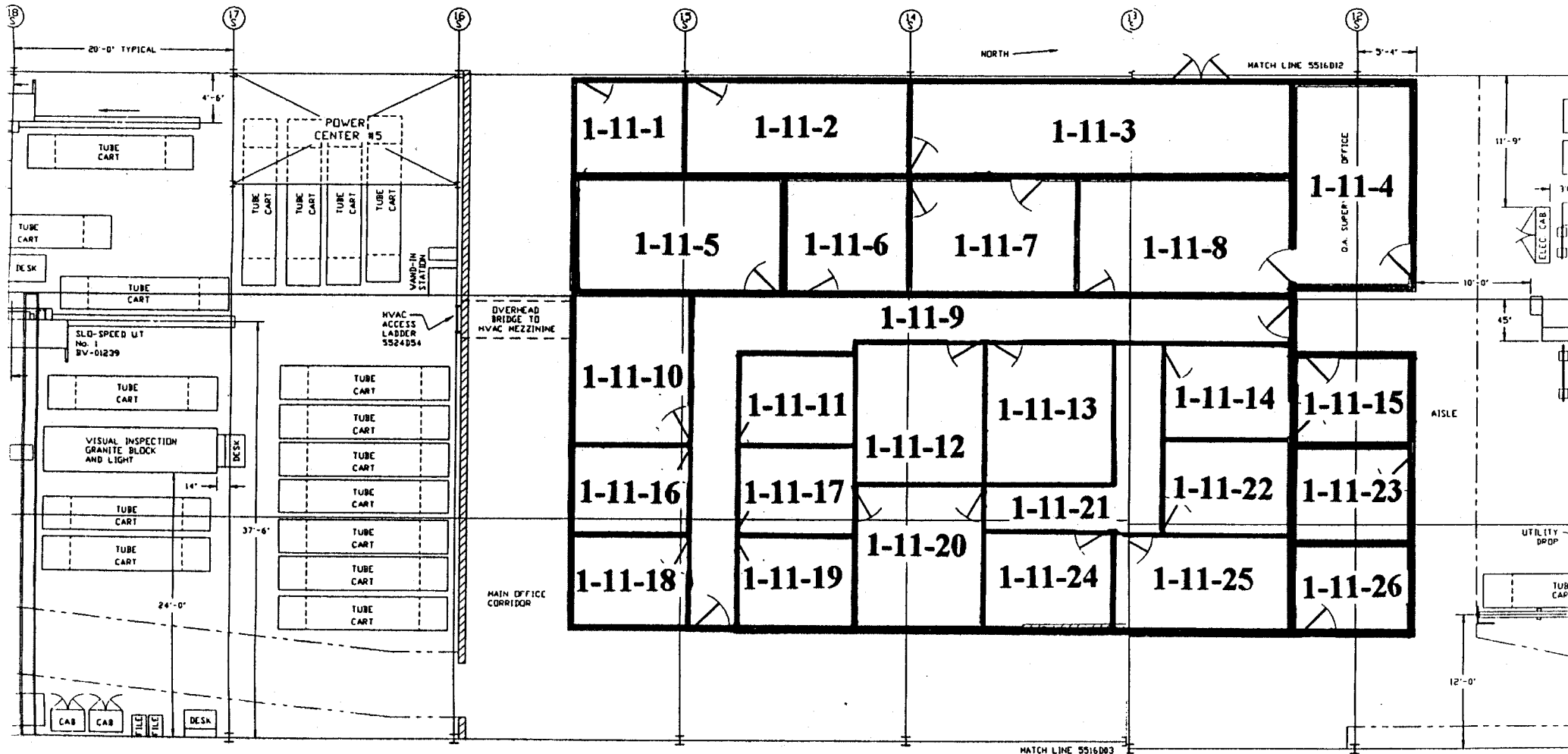
Beta Counting Instruments				
Inst. S/N	Inst. Code	Eff. %	Corr. Fac.	Bkg. CPM
13295	3	37.13	2.69	2.06

Surveyor: **V. Taylor / J. Shoemaker**  
 Signature: 

Surface Description	Coordinates		Gamma at 1m	Gamma Inst.	Beta/Gamma Contact	Beta/Gamma Code	Contact Gross 1 min. Count	Alpha Inst. Code	Contact Gross 1 min. Count	Beta Inst. Code	Scan Contact Gross CPM		Removable DPM/100 cm2	Alpha Count Code	Removable DPM/100 cm2	Beta Count Code	Comments
	X	Y	uR/hr	Code	mR/hr	Code	Alpha	Beta	Code	Max Beta	Avg Beta	Alpha	Beta	Beta			
Floor	1	-2	0	0	0.012	22	1	6	250	11	355	230	-0.82	2	-4.21	3	Painted concrete
Floor	1	-5	0	0	0.013	22	0	6	282	11	292	200	0.65	2	-1.52	3	Painted concrete



# BAY 2 MAIN BUILDING MID BAY PRODUCTION OFFICE (UNIT 1-11)



**LB5100-W Low Background Counting System – Smear Analysis**

Date: 1/9/95  
 Counting Unit id: 1  
 Data file name: C:\LBXL\UNIT1\B01-066.XLD  
 Batch Ended: 1/9/95 13:23  
 Crosstalk Correction: Not Applied

Alpha activity action level (DPM): 20.00  
 Beta activity action level (DPM): 200.00  
 Certainty level for MDA and flags: 95.00%  
 High Voltage Setting: 1410

Application Revision: 3  
 Application Version: Standard

Batch ID: Blairsville 1-11-2 lower

Carrier	Alpha Activity				Beta Activity				Count time (min)	Alpha CPM	Beta CPM	Completion Date - Time
	DPM	$\sigma$	flags	MDA	DPM	$\sigma$	flags	MDA				
4	-0.822	1.48	<MDA	7.64	-4.21	1.39	<MDA	12.71	2.00	-0.279	-1.56	1/9/95 13:21
5	0.654	1.48	<MDA	7.64	-1.52	2.36	<MDA	12.71	2.00	0.221	-0.56	1/9/95 13:23

Alpha efficiency log file: th230ab Alpha Efficiency: 33.88% Alpha to Beta Crosstalk: 24.12% Alpha Background (CPM): 0.278571429 Alpha Correction Factor: 1.000
Beta efficiency log file: tc99ab Beta Efficiency: 37.13% Beta into Alpha Crosstalk: 0.03% Beta Background (CPM): 2.064285714 Beta Correction Factor: 1.000

# Blairsville Point Survey Form #003

Survey Serial #: **01-087**

Survey Section: **1**

Survey Unit: **11**

Survey Sub-unit: **3**

Classification: **3**

Survey Type: **Lower**

Survey Date: **12/19/94**

Count Date: **1/9/95**


Alpha Survey Instruments				
Inst. S/N	Inst. Code	Eff. %	Corr. Fac.	Bkg. CPM
1510	6	24	4.17	3

Beta Survey Instruments				
Inst. S/N	Inst. Code	Eff. %	Corr. Fac.	Bkg. CPM
1593	11	34.96	2.86	224

Gamma or Beta/Gamma Instruments			
Inst. S/N	Inst. Code	Bkg.	Detection Type
1522	22	0.01	Beta / Gamma

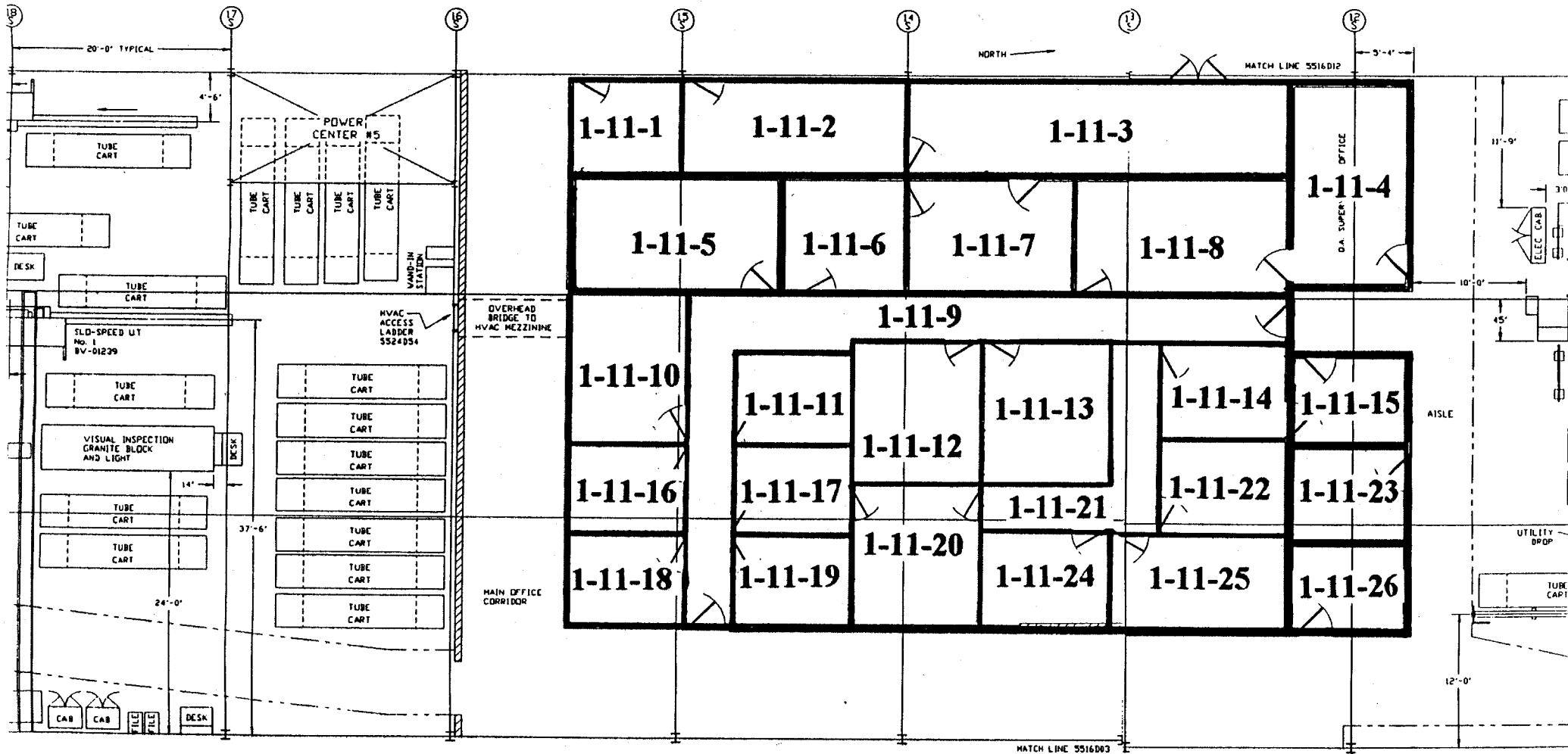
Alpha Counting Instruments				
Inst. S/N	Inst. Code	Eff. %	Corr. Fac.	Bkg. CPM
13295	2	33.88	2.95	0.28

Beta Counting Instruments				
Inst. S/N	Inst. Code	Eff. %	Corr. Fac.	Bkg. CPM
13295	3	37.13	2.69	2.06

Surveyor: **X. Taylor / J. Shoemaker**  
 Signature: 

Surface Description	Coordinates		Gamma at 1m	Gamma Inst.	Beta/Gamma Contact	Beta/Gamma	Contact Gross 1 min. Count	Alpha Inst.	Contact Gross 1 min. Count	Beta Inst.	Scan Contact Gross CPM		Removable DPM/100 cm2	Alpha Count	Removable DPM/100 cm2	Beta Count	Comments
	X	Y	uR/hr	Code	mR/hr	Code	Alpha	Code	Beta	Code	Max Beta	Avg Beta	Alpha	Code	Beta	Code	
Floor	1	-3	0	0	0.01	22	1	6	292	11	354	225	-0.82	2	-1.52	3	Painted concrete
Floor	1	-7	0	0	0.015	22	1	6	275	11	308	220	-0.82	2	1.17	3	Painted concrete

# BAY 2 MAIN BUILDING MID BAY PRODUCTION OFFICE (UNIT 1-11)



5516D08 REV 14



**LB5100-W Low Background Counting System -- Smear Analysis**

Date: 1/9/95  
 Counting Unit id: 1  
 Data file name: C:\LBXL\UNIT1\B01-067.XLD  
 Batch Ended: 1/9/95 13:27  
 Crosstalk Correction: Not Applied

Alpha activity action level (DPM): 20.00  
 Beta activity action level (DPM): 200.00  
 Certainty level for MDA and flags: 95.00%  
 High Voltage Setting: 1410

Application Revision: 3  
 Application Version: Standard

Batch ID: Blairsville 1-11-3 lower

Carrier	Alpha Activity				Beta Activity			
	DPM	$\sigma$	flags	MDA	DPM	$\sigma$	flags	MDA
6	-0.822	1.48	<MDA	7.64	-1.52	2.36	<MDA	12.71
7	-0.822	1.48	<MDA	7.64	1.17	3.03	<MDA	12.71

Alpha efficiency log file: th230ab Alpha Efficiency: 33.88% Alpha to Beta Crosstalk: 24.12% Alpha Background (CPM): 0.278571429 Alpha Correction Factor: 1.000			
Beta efficiency log file: tc99ab Beta Efficiency: 37.13% Beta into Alpha Crosstalk: 0.03% Beta Background (CPM): 2.064285714 Beta Correction Factor: 1.000			
Count time (min)	Alpha CPM	Beta CPM	Completion Date - Time
2.00	-0.279	-0.56	1/9/95 13:25
2.00	-0.279	0.44	1/9/95 13:27

# Blairsville Point Survey Form #003

Survey Serial #:	01-068
------------------	--------

Survey Section:	1
-----------------	---

Survey Unit:	11
--------------	----

Survey Sub-unit:	6
------------------	---

Classification:	3
-----------------	---

Survey Type:	Lower
--------------	-------

Survey Date:	12/19/94
--------------	----------

Count Date:	1/9/95
-------------	--------


Alpha Survey Instruments				
Inst. S/N	Inst. Code	Eff. %	Corr. Fac.	Bkg. CPM
1510	6	24	4.17	3

Beta Survey Instruments				
Inst. S/N	Inst. Code	Eff. %	Corr. Fac.	Bkg. CPM
1593	11	34.96	2.86	224

Gamma or Beta/Gamma Instruments			
Inst. S/N	Inst. Code	Bkg.	Detection Type
1522	22	0.01	Beta / Gamma

Alpha Counting Instruments				
Inst. S/N	Inst. Code	Eff. %	Corr. Fac.	Bkg. CPM
13295	2	33.88	2.95	0.28

Beta Counting Instruments				
Inst. S/N	Inst. Code	Eff. %	Corr. Fac.	Bkg. CPM
13295	3	37.13	2.69	2.06

Surveyor:	V. Taylor / J. Shoemaker
Signature:	

Surface Description	Coordinates		Gamma at 1m	Gamma Inst.	Beta/Gamma Contact	Beta/Gamma	Contact Gross 1 min. Count	Alpha Inst.	Contact Gross 1 min. Count	Beta Inst.	Scan Contact Gross CPM		Removable DPM/100 cm2	Alpha Count	Removable DPM/100 cm2	Beta Count	Comments
	X	Y	uR/hr	Code	mR/hr	Code	Alpha	Code	Beta	Code	Max Beta	Avg Beta	Alpha	Code	Beta	Code	
Floor	1	-1	--	--	0.02	22	2	6	219	11	307	215	-0.82	2	-2.87	3	Tile
Floor	1	-2	--	--	0.015	22	1	6	237	11	332	200	-0.82	2	-0.17	3	Tile

**LB5100-W Low Background Counting System -- Smear Analysis**

Date: 1/9/95  
 Counting Unit id: 1  
 Data file name: C:\LBXL\UNIT1\B01-068.XLD  
 Batch Ended: 1/9/95 13:32  
 Crosstalk Correction: Not Applied

Alpha activity action level (DPM): 20.00  
 Beta activity action level (DPM): 200.00  
 Certainty level for MDA and flags: 95.00%  
 High Voltage Setting: 1410

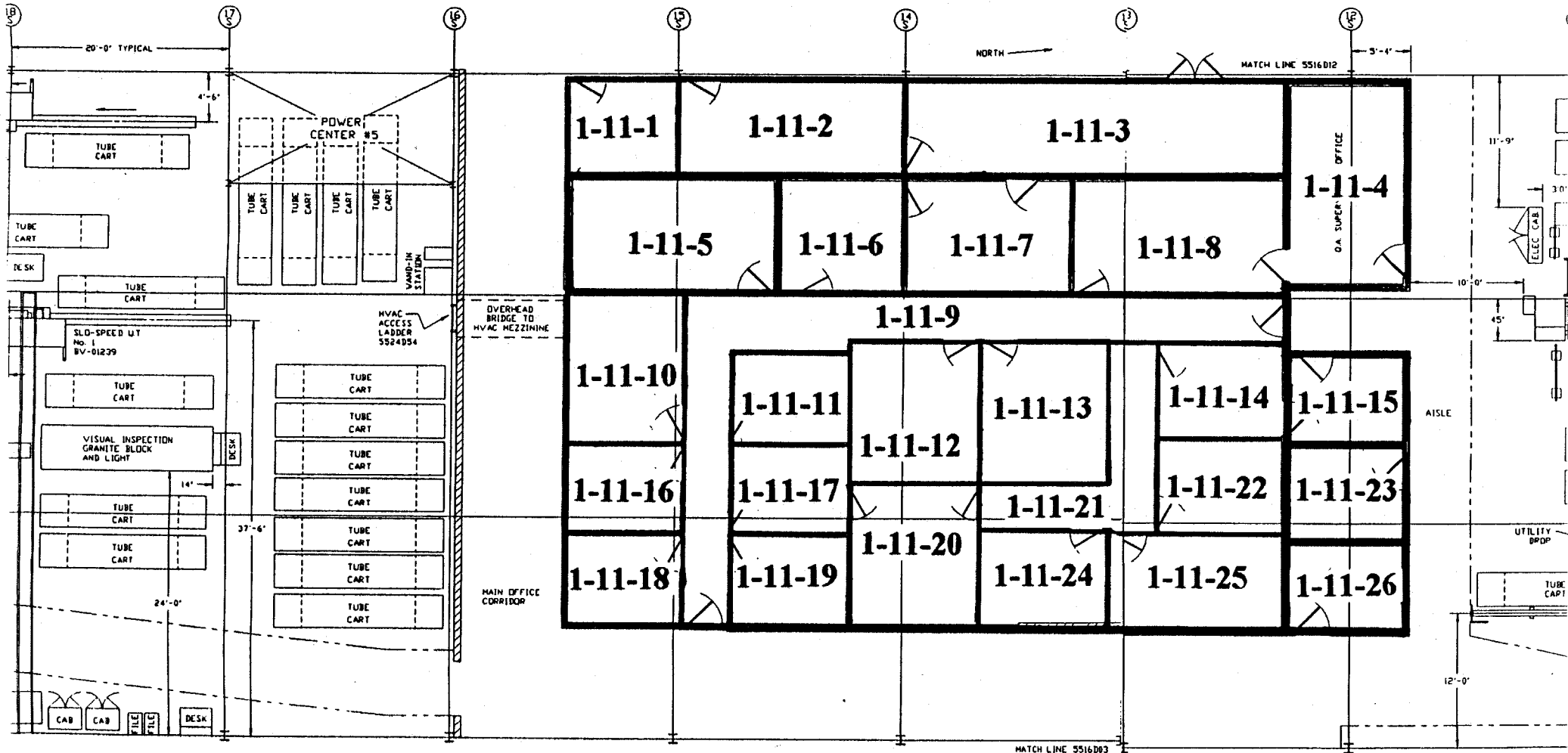
Application Revision: 3  
 Application Version: Standard

Batch ID: Blairsville 1-11-6 lower

Carrier	Alpha Activity				Beta Activity				Count time (min)	Alpha CPM	Beta CPM	Completion Date - Time
	DPM	$\sigma$	flags	MDA	DPM	$\sigma$	flags	MDA				
8	-0.822	1.48	<MDA	7.64	-2.87	1.93	<MDA	12.71	2.00	-0.279	-1.06	1/9/95 13:30
9	-0.822	1.48	<MDA	7.64	-0.17	2.71	<MDA	12.71	2.00	-0.279	-0.06	1/9/95 13:32

Alpha efficiency log file: th230ab Alpha Efficiency: 33.88% Alpha to Beta Crosstalk: 24.12% Alpha Background (CPM): 0.278571429 Alpha Correction Factor: 1.000
Beta efficiency log file: tc99ab Beta Efficiency: 37.13% Beta into Alpha Crosstalk: 0.03% Beta Background (CPM): 2.064285714 Beta Correction Factor: 1.000

# BAY 2 MAIN BUILDING MID BAY PRODUCTION OFFICE (UNIT 1-11)



5516D08 REV 14





# Blairsville Point Survey Form #003

Survey Serial #:	01-069
------------------	--------

Survey Section:	1
-----------------	---

Survey Unit:	11
--------------	----

Survey Sub-unit:	5
------------------	---

Classification:	3
-----------------	---

Survey Type:	Lower
--------------	-------

Survey Date:	12/19/94
--------------	----------

Count Date:	1/9/95
-------------	--------


Alpha Survey Instruments				
Inst. S/N	Inst. Code	Eff. %	Corr. Fac.	Bkg. CPM
1510	6	24	4.17	3

Beta Survey Instruments				
Inst. S/N	Inst. Code	Eff. %	Corr. Fac.	Bkg. CPM
1593	11	34.96	2.86	224

Gamma or Beta/Gamma Instruments			
Inst. S/N	Inst. Code	Bkg.	Detection Type
1522	22	0.01	Beta / Gamma

Alpha Counting Instruments				
Inst. S/N	Inst. Code	Eff. %	Corr. Fac.	Bkg. CPM
13295	2	33.88	2.95	0.28

Beta Counting Instruments				
Inst. S/N	Inst. Code	Eff. %	Corr. Fac.	Bkg. CPM
13295	3	37.13	2.69	2.06

Surveyor:	V. Taylor / J. Shoemaker
Signature:	

Surface Description	Coordinates		Gamma at 1m	Gamma Inst.	Beta/Gamma Contact	Beta/Gamma	Contact Gross 1 min. Count	Alpha Inst.	Contact Gross 1 min. Count	Beta Inst.	Scan Contact Gross CPM		Removable DPM/100 cm2	Alpha Count	Removable DPM/100 cm2	Beta Count	Comments
	X	Y	uR/hr	Code	mR/hr	Code	Alpha	Code	Beta	Code	Max Beta	Avg Beta	Alpha	Code	Beta	Code	
Floor	1.5	-2	--	--	0.01	22	4	6	209	11	265	180	0.65	2	-1.52	3	Tile
Floor	1.5	-4	--	--	0.01	22	2	6	196	11	240	180	-0.82	2	-1.52	3	Tile

**LB5100-W Low Background Counting System – Smear Analysis**

Date: 1/9/95  
 Counting Unit id: 1  
 Data file name: C:\LBXL\UNIT1\B01-069.XLD  
 Batch Ended: 1/9/95 13:36  
 Crosstalk Correction: Not Applied

Alpha activity action level (DPM): 20.00  
 Beta activity action level (DPM): 200.00  
 Certainty level for MDA and flags: 95.00%  
 High Voltage Setting: 1410

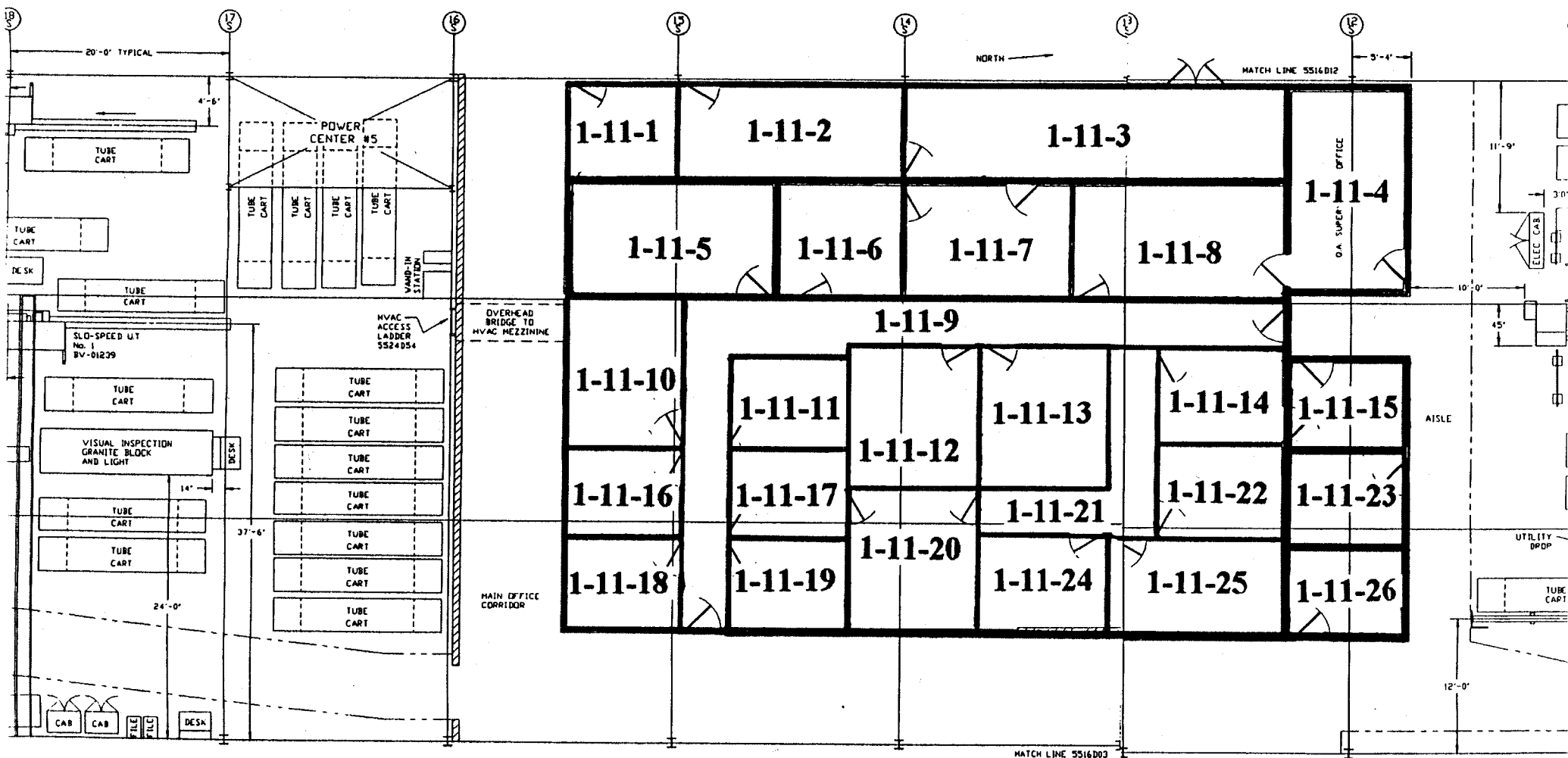
Application Revision: 3  
 Application Version: Standard

Batch ID: Blairsville 1-11-5 lower

Carrier	Alpha Activity				Beta Activity			
	DPM	$\sigma$	flags	MDA	DPM	$\sigma$	flags	MDA
10	0.654	1.48	<MDA	7.64	-1.52	2.36	<MDA	12.71
11	-0.822	1.48	<MDA	7.64	-1.52	2.36	<MDA	12.71

Alpha efficiency log file: th230ab Alpha Efficiency: 33.88% Alpha to Beta Crosstalk: 24.12% Alpha Background (CPM): 0.278571429 Alpha Correction Factor: 1.000			
Beta efficiency log file: tc99ab Beta Efficiency: 37.13% Beta into Alpha Crosstalk: 0.03% Beta Background (CPM): 2.064285714 Beta Correction Factor: 1.000			
Count time (min)	Alpha CPM	Beta CPM	Completion Date - Time
2.00	0.221	-0.56	1/9/95 13:34
2.00	-0.279	-0.56	1/9/95 13:36

# BAY 2 MAIN BUILDING MID BAY PRODUCTION OFFICE (UNIT 1-11)



5516D08 REV 14



# Blairsville Point Survey Form #003

Survey Serial #:	01-070
------------------	--------

Survey Section:	1
-----------------	---

Survey Unit:	11
--------------	----

Survey Sub-unit:	10
------------------	----

Classification:	3
-----------------	---

Survey Type:	Lower
--------------	-------

Survey Date:	12/19/94
--------------	----------

Count Date:	1/10/95
-------------	---------


Alpha Survey Instruments				
Inst.	Inst.		Corr.	Bkg.
S/N	Code	Eff. %	Fac.	CPM
1510	6	24	4.17	3

Beta Survey Instruments				
Inst.	Inst.		Corr.	Bkg.
S/N	Code	Eff. %	Fac.	CPM
1593	11	34.96	2.86	224

Gamma or Beta/Gamma Instruments			
Inst.	Inst.		Detection
S/N	Code	Bkg.	Type
1522	22	0.01	Beta / Gamma

Alpha Counting Instruments				
Inst.	Inst.		Corr.	Bkg.
S/N	Code	Eff. %	Fac.	CPM
13295	2	33.88	2.95	0.28

Beta Counting Instruments				
Inst.	Inst.		Corr.	Bkg.
S/N	Code	Eff. %	Fac.	CPM
13295	3	37.13	2.69	2.06

Surveyor:	V. Taylor / J. Shoemaker
Signature:	

Surface Description	Coordinates		Gamma at 1m	Gamma Inst.	Beta/Gamma Contact	Beta/Gamma	Contact Gross 1 min. Count	Alpha Inst.	Contact Gross 1 min. Count	Beta Inst.	Scan Contact Gross CPM		Removable DPM/100 cm2	Alpha Count	Removable DPM/100 cm2	Beta Count	Comments
	X	Y	uR/hr	Code	mR/hr	Code	Alpha	Beta	Code	Code	Max Beta	Avg Beta	Alpha	Beta	Code		
Floor	2	-2	--	--	0.015	22	3	6	236	11	284	180	2.13	2	-1.52	3	Tile
Floor	3	-1	--	--	0.01	22	2	6	226	11	320	200	-0.82	2	-2.87	3	Tile

**LB5100-W Low Background Counting System -- Smear Analysis**

Date: 1/10/95  
 Counting Unit id: 1  
 Data file name: C:\LBXL\UNIT1\B01-070.XLD  
 Batch Ended: 1/10/95 8:54  
 Crosstalk Correction: Not Applied

Alpha activity action level (DPM): 20.00  
 Beta activity action level (DPM): 200.00  
 Certainty level for MDA and flags: 95.00%  
 High Voltage Setting: 1410

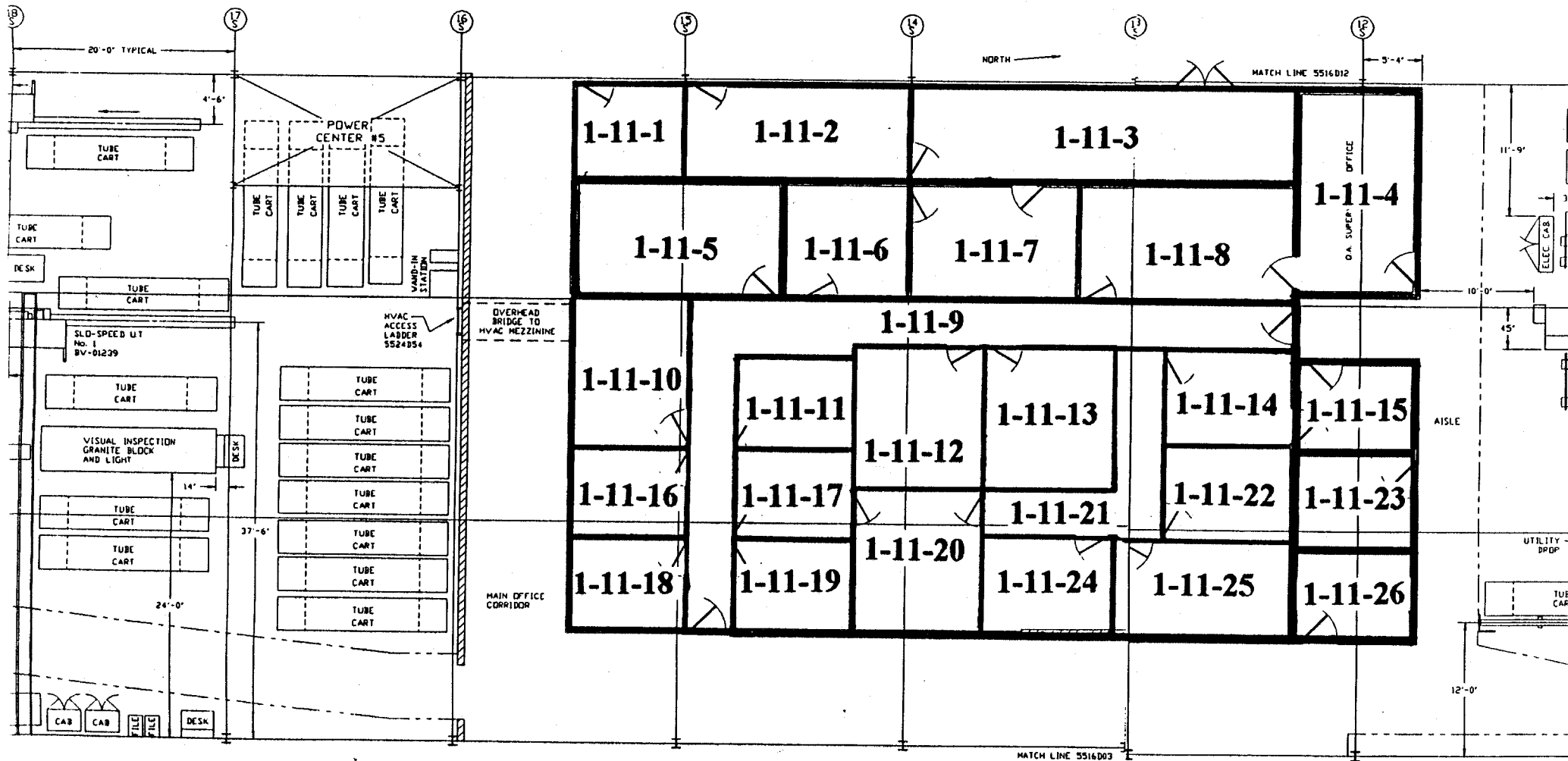
Application Revision: 3  
 Application Version: Standard

Batch ID: Blairsville 1-11-10 lower

Carrier	Alpha Activity				Beta Activity			
	DPM	$\sigma$	flags	MDA	DPM	$\sigma$	flags	MDA
1	2.129	2.09	<AL	7.64	-1.52	2.36	<MDA	12.71
2	-0.822	1.48	<MDA	7.64	-2.87	1.93	<MDA	12.71

Alpha efficiency log file: th230ab Alpha Efficiency: 33.88% Alpha to Beta Crosstalk: 24.12% Alpha Background (CPM): 0.278571429 Alpha Correction Factor: 1.000			
Beta efficiency log file: tc99ab Beta Efficiency: 37.13% Beta into Alpha Crosstalk: 0.03% Beta Background (CPM): 2.064285714 Beta Correction Factor: 1.000			
Count time (min)	Alpha CPM	Beta CPM	Completion Date - Time
2.00	0.721	-0.56	1/10/95 8:52
2.00	-0.279	-1.06	1/10/95 8:54

# BAY 2 MAIN BUILDING MID BAY PRODUCTION OFFICE (UNIT 1-11)



5516D08 REV 14



# Blairsville Point Survey Form #003

Survey Serial #: **01-071**

Survey Section: **1**

Survey Unit: **11**

Survey Sub-unit: **11**

Classification: **3**

Survey Type: **Lower**

Survey Date: **12/19/94**

Count Date: **1/10/95**

Alpha Survey Instruments				
Inst. S/N	Inst. Code	Eff. %	Corr. Fac.	Bkg. CPM
1510	6	24	4.17	3


Beta Survey Instruments				
Inst. S/N	Inst. Code	Eff. %	Corr. Fac.	Bkg. CPM
1593	11	34.96	2.86	224

Gamma or Beta/Gamma Instruments			
Inst. S/N	Inst. Code	Bkg.	Detection Type
1522	22	0.01	Beta / Gamma

Alpha Counting Instruments				
Inst. S/N	Inst. Code	Eff. %	Corr. Fac.	Bkg. CPM
13295	2	33.88	2.95	0.28

Beta Counting Instruments				
Inst. S/N	Inst. Code	Eff. %	Corr. Fac.	Bkg. CPM
13295	3	37.13	2.69	2.06

Surveyor: **V. Taylor / J. Shoemaker**

Signature: 

Surface Description	Coordinates		Gamma at 1m	Gamma Inst.	Beta/Gamma Contact	Beta/Gamma Code	Contact Gross 1 min. Count	Alpha Inst. Code	Contact Gross 1 min. Count	Beta Inst. Code	Scan Contact Gross CPM		Removable DPM/100 cm2	Alpha Count Code	Removable DPM/100 cm2	Beta Count Code	Comments
	X	Y	uR/hr	Code	mR/hr	Code	Alpha	Code	Beta	Code	Max Beta	Avg Beta	Alpha	Code	Beta	Code	
Floor	1	-2	--	--	0.01	22	6	6	213	11	276	215	-0.82	2	-4.21	3	Tile

**LB5100-W Low Background Counting System – Smear Analysis**

Date: 1/10/95  
 Counting Unit id: 1  
 Data file name: C:\LBXL\UNIT1\B01-071.XLD  
 Batch Ended: 1/10/95 8:56  
 Crosstalk Correction: Not Applied

Alpha activity action level (DPM): 20.00  
 Beta activity action level (DPM): 200.00  
 Certainty level for MDA and flags: 95.00%  
 High Voltage Setting: 1410

Application Revision: 3  
 Application Version: Standard

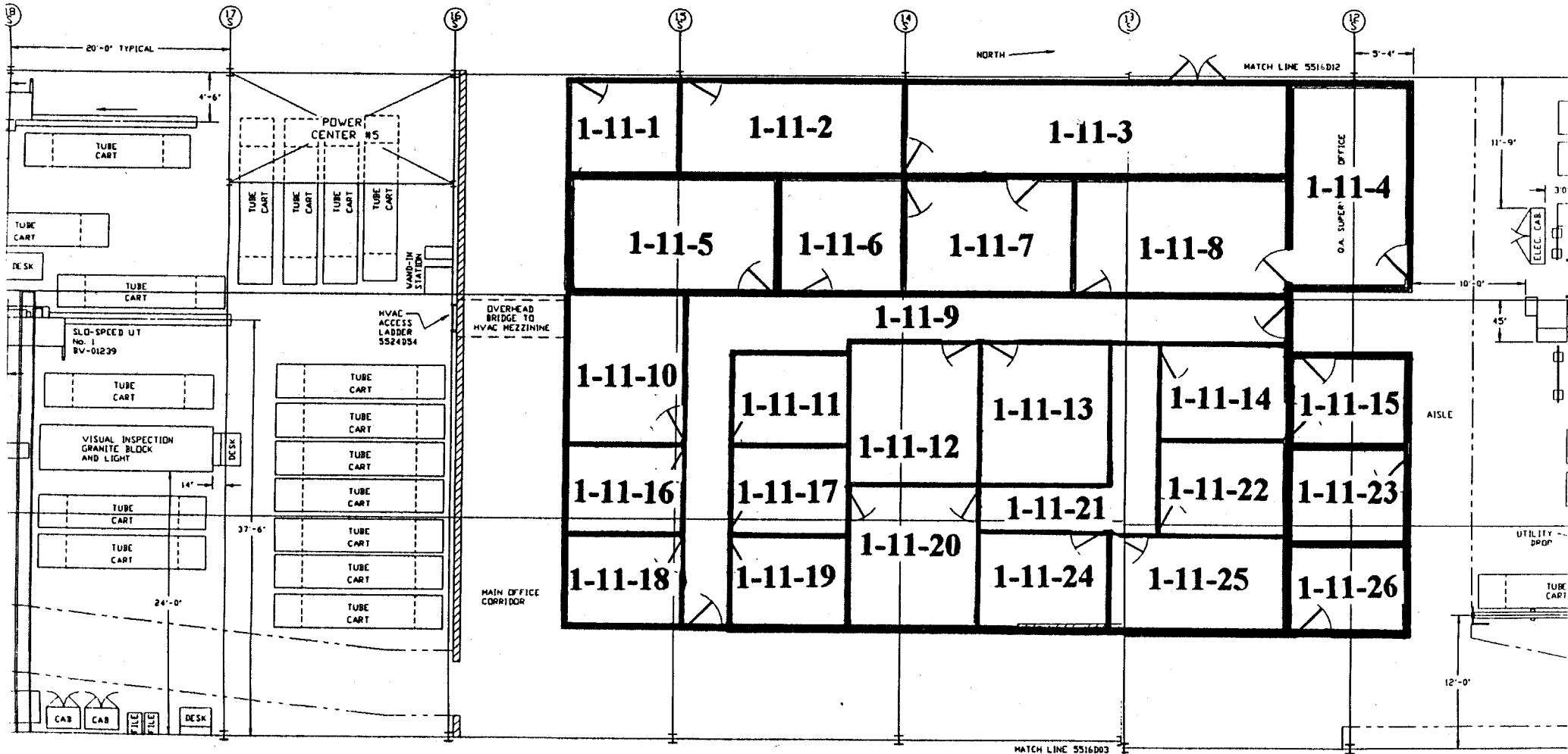
Batch ID: Blairsville 1-11-11 lower

Carrier	Alpha Activity				Beta Activity			
	DPM	$\sigma$	flags	MDA	DPM	$\sigma$	flags	MDA
3	-0.822	1.48	<MDA	7.64	-4.21	1.39	<MDA	12.71

Alpha efficiency log file: th230ab Alpha Efficiency: 33.88% Alpha to Beta Crosstalk: 24.12% Alpha Background (CPM): 0.278571429 Alpha Correction Factor: 1.000			
Beta efficiency log file: tc99ab Beta Efficiency: 37.13% Beta into Alpha Crosstalk: 0.03% Beta Background (CPM): 2.064285714 Beta Correction Factor: 1.000			
Count time (min)	Alpha CPM	Beta CPM	Completion Date - Time
2.00	-0.279	-1.56	1/10/95 8:56



# BAY 2 MAIN BUILDING MID BAY PRODUCTION OFFICE (UNIT 1-11)



5516D08 REV 14



# Blairsville Point Survey Form #003

Survey Serial #: **01-072**

Survey Section: **1**

Survey Unit: **11**

Survey Sub-unit: **16**

Classification: **3**

Survey Type: **Lower**

Survey Date: **12/19/94**

Count Date: **1/10/95**

Alpha Survey Instruments				
Inst. S/N	Inst. Code	Eff. %	Corr. Fac.	Bkg. CPM
1510	6	24	4.17	3

Beta Survey Instruments				
Inst. S/N	Inst. Code	Eff. %	Corr. Fac.	Bkg. CPM
1593	11	34.96	2.86	224

Gamma or Beta/Gamma Instruments			
Inst. S/N	Inst. Code	Bkg.	Detection Type
1522	22	0.01	Beta / Gamma

Alpha Counting Instruments				
Inst. S/N	Inst. Code	Eff. %	Corr. Fac.	Bkg. CPM
13295	2	33.88	2.95	0.28

Beta Counting Instruments				
Inst. S/N	Inst. Code	Eff. %	Corr. Fac.	Bkg. CPM
13295	3	37.13	2.69	2.06

Surveyor: **V. Taylor / J. Shoemaker**  
 Signature: *V. Taylor / J. Shoemaker*

Surface Description	Coordinates		Gamma at 1m	Gamma Inst.	Beta/Gamma Contact	Beta/Gamma	Contact Gross 1 min. Count	Alpha Inst.	Contact Gross 1 min. Count	Beta Inst.	Scan Contact Gross CPM		Removable DPM/100 cm2	Alpha Count	Removable DPM/100 cm2	Beta Count	Comments
	X	Y	uR/hr	Code	mR/hr	Code	Alpha	Code	Beta	Code	Max Beta	Avg Beta	Alpha	Code	Beta	Code	
Floor	1	-1	--	--	0.01	22	1	6	209	11	284	200	-0.82	2	-2.87	3	Tile

**LB5100-W Low Background Counting System -- Smear Analysis**

Date: 1/10/95  
 Counting Unit id: 1  
 Data file name: C:\LBXL\UNIT1\B01-072.XLD  
 Batch Ended: 1/10/95 8:58  
 Crosstalk Correction: Not Applied

Alpha activity action level (DPM): 20.00  
 Beta activity action level (DPM): 200.00  
 Certainty level for MDA and flags: 95.00%  
 High Voltage Setting: 1410

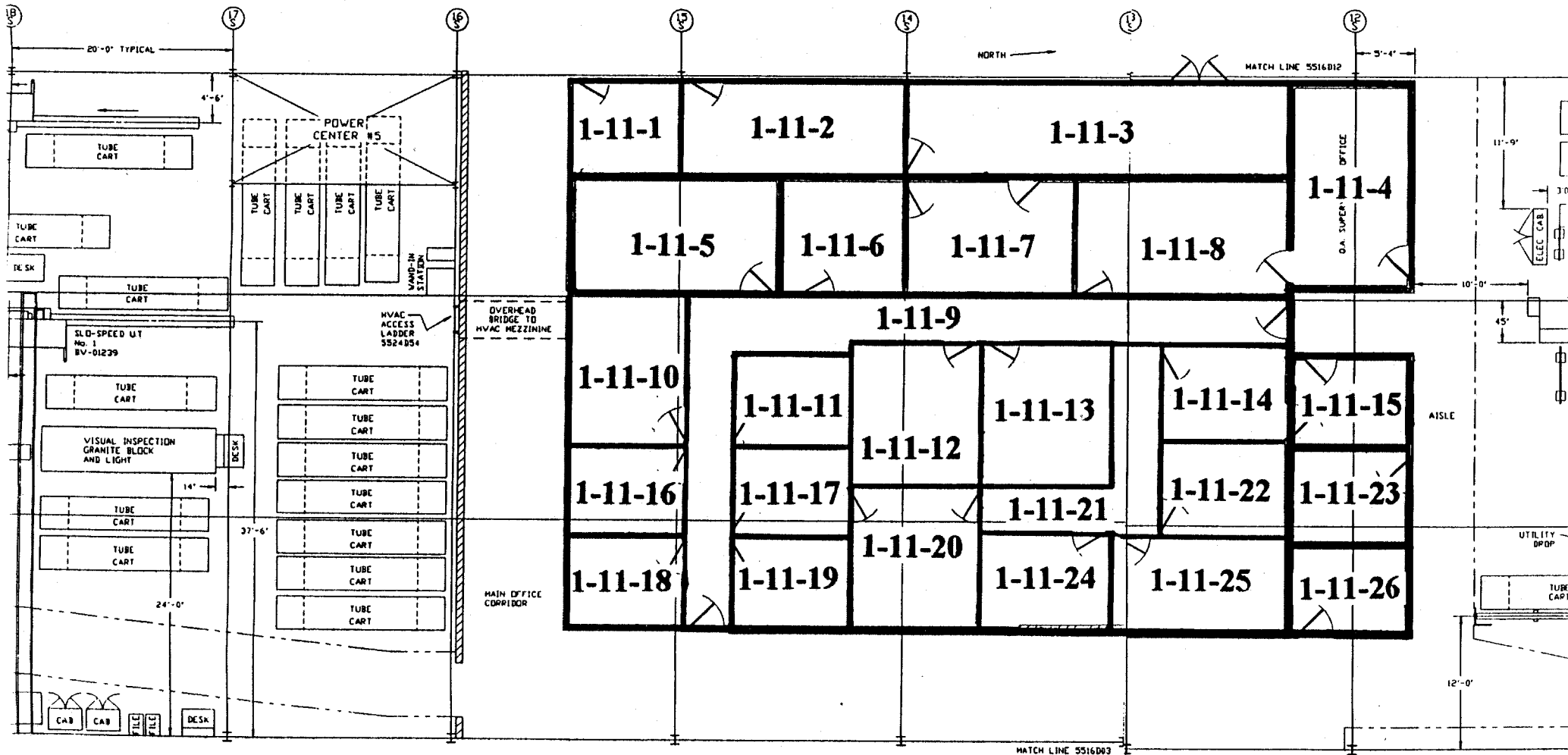
Application Revision: 3  
 Application Version: Standard

Batch ID: Blairsville 1-11-16 lower

Carrier	Alpha Activity				Beta Activity			
	DPM	$\sigma$	flags	MDA	DPM	$\sigma$	flags	MDA
4	-0.822	1.48	<MDA	7.64	-2.87	1.93	<MDA	12.71

Alpha efficiency log file: th230ab Alpha Efficiency: 33.88% Alpha to Beta Crosstalk: 24.12% Alpha Background (CPM): 0.278571429 Alpha Correction Factor: 1.000			
Beta efficiency log file: tc99ab Beta Efficiency: 37.13% Beta into Alpha Crosstalk: 0.03% Beta Background (CPM): 2.064285714 Beta Correction Factor: 1.000			
Count time (min)	Alpha CPM	Beta CPM	Completion Date - Time
2.00	-0.279	-1.06	1/10/95 8:58

# BAY 2 MAIN BUILDING MID BAY PRODUCTION OFFICE (UNIT 1-11)



5516D08 REV 14



# Blairsville Point Survey Form #003

Survey Serial #: **01-073**

Survey Section: **1**

Survey Unit: **11**

Survey Sub-unit: **17**

Classification: **3**

Survey Type: **Lower**

Survey Date: **12/19/94**

Count Date: **1/10/95**


Alpha Survey Instruments				
Inst. S/N	Inst. Code	Eff. %	Corr. Fac.	Bkg. CPM
1510	6	24	4.17	3

Beta Survey Instruments				
Inst. S/N	Inst. Code	Eff. %	Corr. Fac.	Bkg. CPM
1593	11	34.96	2.86	224

Gamma or Beta/Gamma Instruments			
Inst. S/N	Inst. Code	Bkg.	Detection Type
1522	22	0.01	Beta / Gamma

Alpha Counting Instruments				
Inst. S/N	Inst. Code	Eff. %	Corr. Fac.	Bkg. CPM
13295	2	33.88	2.95	0.28

Beta Counting Instruments				
Inst. S/N	Inst. Code	Eff. %	Corr. Fac.	Bkg. CPM
13295	3	37.13	2.69	2.06

Surveyor: **V. Taylor / J. Shoemaker**  
 Signature: 

Surface Description	Coordinates		Gamma at 1m	Gamma Inst.	Beta/Gamma Contact	Beta/Gamma	Contact Gross 1 min. Count	Alpha Inst.	Contact Gross 1 min. Count	Beta Inst.	Scan Contact Gross CPM		Removable DPM/100 cm2	Alpha Count	Removable DPM/100 cm2	Beta Count	Comments
	X	Y	uR/hr	Code	mR/hr	Code	Alpha	Beta	Code	Code	Max Beta	Avg Beta	Alpha	Beta	Code		
Floor	1.5	-1	--	--	0.013	22	1	6	197	11	310	200	0.65	2	-1.52	3	Tile
Floor	1.5	-2	--	--	0.014	22	2	6	215	11	321	220	2.13	2	2.52	3	Tile

**LB5100-W Low Background Counting System -- Smear Analysis**

Date: 1/10/95  
 Counting Unit id: 1  
 Data file name: C:\LBXL\UNIT1\B01-073.XLD  
 Batch Ended: 1/10/95 9:03  
 Crosstalk Correction: Not Applied

Alpha activity action level (DPM): 20.00  
 Beta activity action level (DPM): 200.00  
 Certainty level for MDA and flags: 95.00%  
 High Voltage Setting: 1410

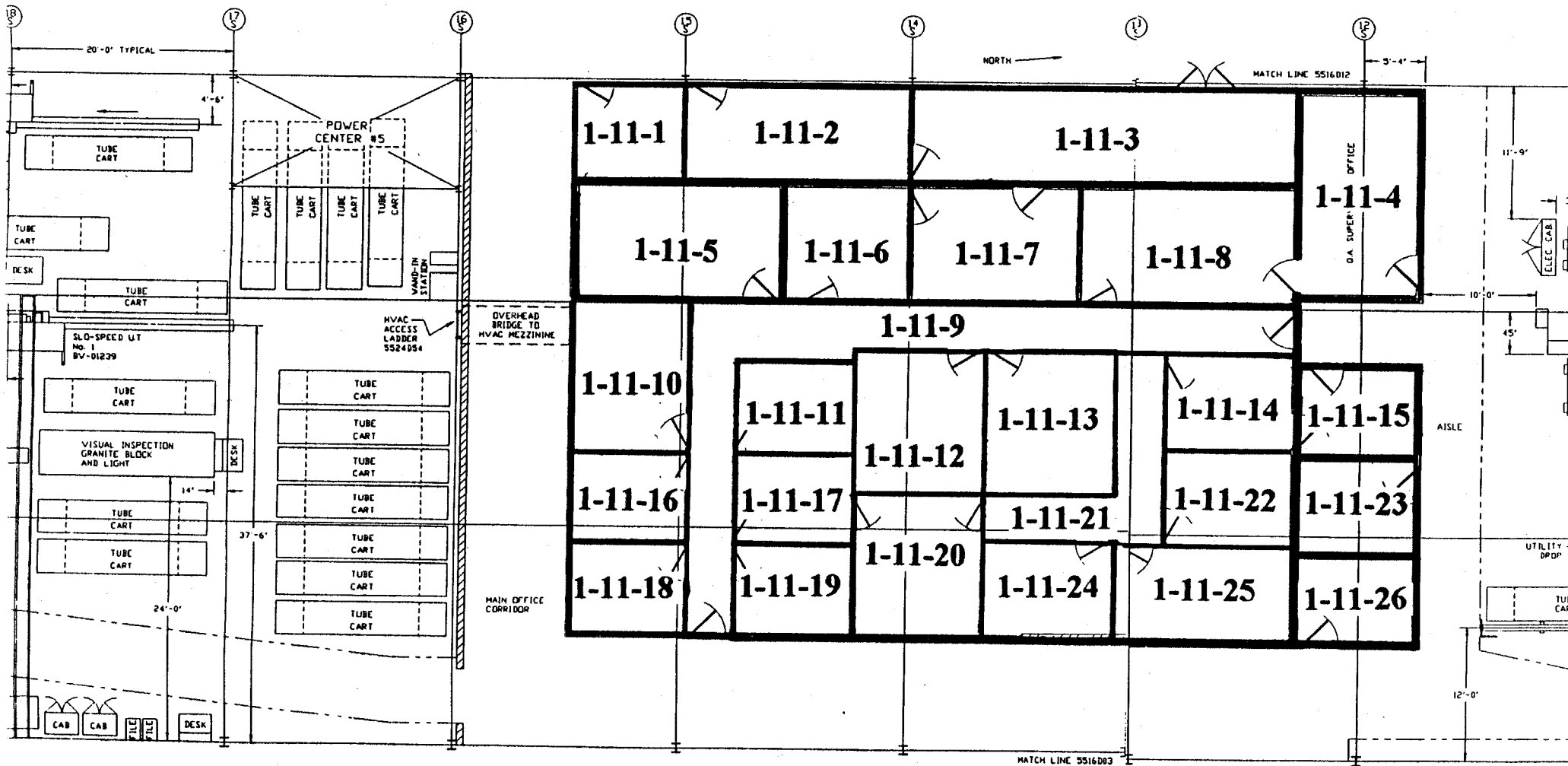
Application Revision: 3  
 Application Version: Standard

Batch ID: Blairsville 1-11-17 lower

Carrier	Alpha Activity				Beta Activity			
	DPM	$\sigma$	flags	MDA	DPM	$\sigma$	flags	MDA
5	0.654	1.48	<MDA	7.64	-1.52	2.36	<MDA	12.71
6	2.129	2.09	<AL	7.64	2.52	3.32	<MDA	12.71

Alpha efficiency log file: th230ab Alpha Efficiency: 33.88% Alpha to Beta Crosstalk: 24.12% Alpha Background (CPM): 0.278571429 Alpha Correction Factor: 1.000			
Beta efficiency log file: tc99ab Beta Efficiency: 37.13% Beta into Alpha Crosstalk: 0.03% Beta Background (CPM): 2.064285714 Beta Correction Factor: 1.000			
Count time (min)	Alpha CPM	Beta CPM	Completion Date - Time
2.00	0.221	-0.56	1/10/95 9:01
2.00	0.721	0.94	1/10/95 9:03

# BAY 2 MAIN BUILDING MID BAY PRODUCTION OFFICE (UNIT 1-11)



# Blairsville Point Survey Form #003

Survey Serial #: **01-074**

Survey Section: **1**

Survey Unit: **11**

Survey Sub-unit: **19**

Classification: **3**

Survey Type: **Lower**

Survey Date: **12/19/94**

Count Date: **1/10/95**


Alpha Survey Instruments				
Inst. S/N	Inst. Code	Eff. %	Corr. Fac.	Bkg. CPM
1510	6	24	4.17	3

Beta Survey Instruments				
Inst. S/N	Inst. Code	Eff. %	Corr. Fac.	Bkg. CPM
1593	11	34.96	2.86	224

Gamma or Beta/Gamma Instruments			
Inst. S/N	Inst. Code	Bkg.	Detection Type
1522	22	0.01	Beta / Gamma

Alpha Counting Instruments				
Inst. S/N	Inst. Code	Eff. %	Corr. Fac.	Bkg. CPM
13295	2	33.88	2.95	0.28

Beta Counting Instruments				
Inst. S/N	Inst. Code	Eff. %	Corr. Fac.	Bkg. CPM
13295	3	37.13	2.69	2.06

Surveyor: **V. Taylor / J. Shoemaker**  
 Signature: 

Surface Description	Coordinates		Gamma at 1m	Gamma Inst.	Beta/Gamma Contact	Beta/Gamma Code	Contact Gross 1 min. Count	Alpha Inst. Code	Contact Gross 1 min. Count	Beta Inst. Code	Scan Contact Gross CPM		Removable DPM/100 cm2	Alpha Count Code	Removable DPM/100 cm2	Beta Count Code	Comments
	X	Y	uR/hr	Code	mR/hr	Code	Alpha	Beta	Code	Max Beta	Avg Beta	Alpha	Beta	Beta	Code		
Floor	1	-2	--	--	0.01	22	0	6	201	11	321	200	-0.82	2	-2.87	3	Tile



**LB5100-W Low Background Counting System -- Smear Analysis**

Date: 1/11/95  
 Counting Unit id: 1  
 Data file name: C:\LBXL\UNIT1\B01-074.XLD  
 Batch Ended: 1/10/95 9:05  
 Crosstalk Correction: Not Applied

Alpha activity action level (DPM): 20.00  
 Beta activity action level (DPM): 200.00  
 Certainty level for MDA and flags: 95.00%  
 High Voltage Setting: 1410

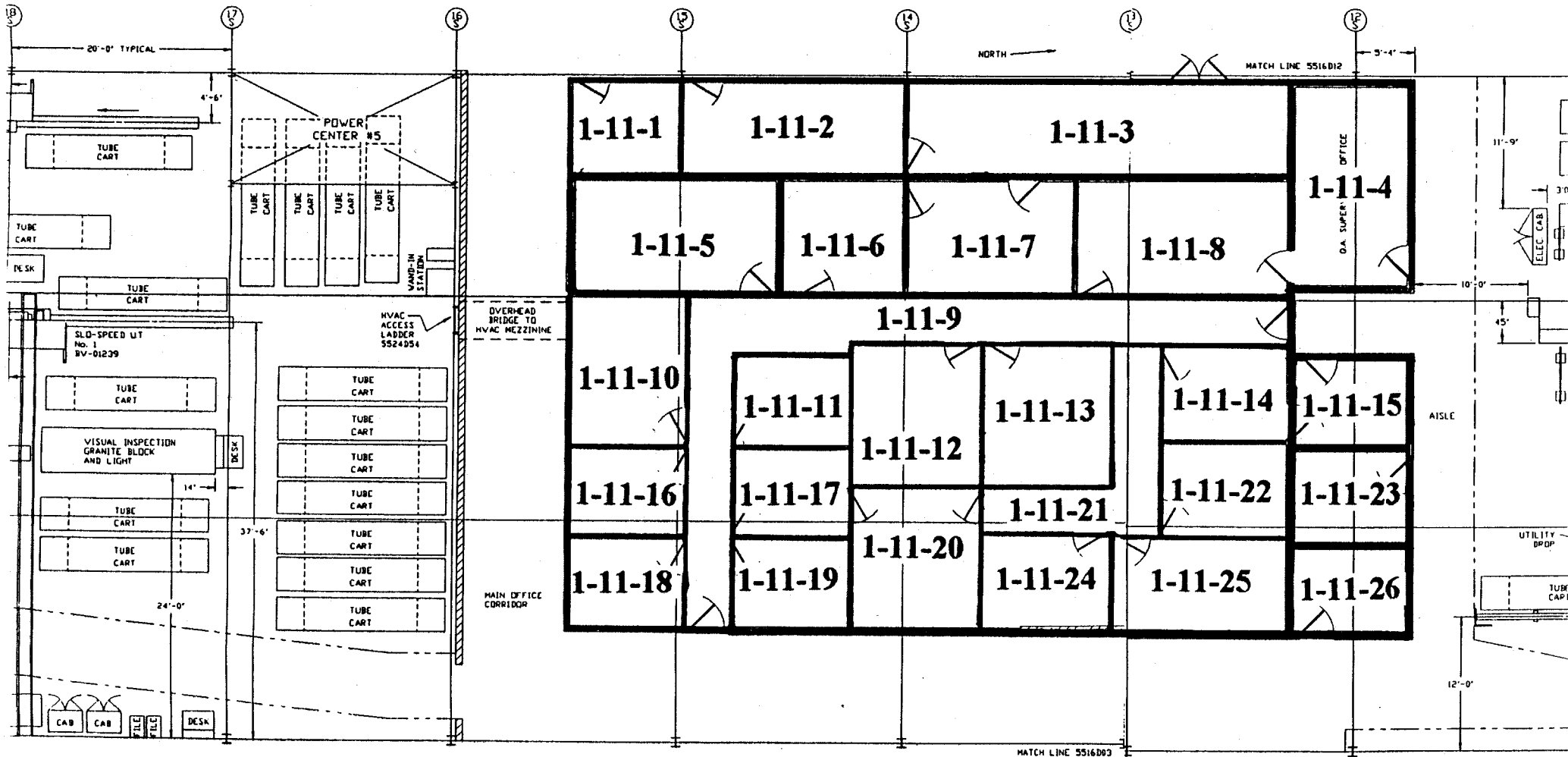
Application Revision: 3  
 Application Version: Standard

Batch ID: Blairsville 1-11-19 lower

Carrier	Alpha Activity				Beta Activity			
	DPM	$\sigma$	flags	MDA	DPM	$\sigma$	flags	MDA
7	-0.822	1.48	<MDA	7.64	-2.87	1.93	<MDA	12.71

Alpha efficiency log file: th230ab Alpha Efficiency: 33.88% Alpha to Beta Crosstalk: 24.12% Alpha Background (CPM): 0.278571429 Alpha Correction Factor: 1.000			
Beta efficiency log file: tc99ab Beta Efficiency: 37.13% Beta into Alpha Crosstalk: 0.03% Beta Background (CPM): 2.064285714 Beta Correction Factor: 1.000			
Count time (min)	Alpha CPM	Beta CPM	Completion Date - Time
2.00	-0.279	-1.06	1/10/95 9:05

BAY 2 MAIN BUILDING  
MID BAY PRODUCTION OFFICE  
(UNIT 1-11)



# Blairsville Point Survey Form #003

Survey Serial #: **01-075**

Survey Section: **1**

Survey Unit: **11**

Survey Sub-unit: **18**

Classification: **3**

Survey Type: **Lower**

Survey Date: **12/19/94**

Count Date: **1/10/95**


Alpha Survey Instruments				
Inst. S/N	Inst. Code	Eff. %	Corr. Fac.	Bkg. CPM
1510	6	24	4.17	3

Beta Survey Instruments				
Inst. S/N	Inst. Code	Eff. %	Corr. Fac.	Bkg. CPM
1593	11	34.96	2.86	224

Gamma or Beta/Gamma Instruments			
Inst. S/N	Inst. Code	Bkg.	Detection Type
1522	22	0.01	Beta / Gamma

Alpha Counting Instruments				
Inst. S/N	Inst. Code	Eff. %	Corr. Fac.	Bkg. CPM
13295	2	33.88	2.95	0.28

Beta Counting Instruments				
Inst. S/N	Inst. Code	Eff. %	Corr. Fac.	Bkg. CPM
13295	3	37.13	2.69	2.06

Surveyor: **V. Taylor / J. Shoemaker**  
 Signature: 

Surface Description	Coordinates		Gamma at 1m	Gamma Inst.	Beta/Gamma Contact	Beta/Gamma	Contact Gross 1 min. Count	Alpha Inst.	Contact Gross 1 min. Count	Beta Inst.	Scan Contact Gross CPM		Removable DPM/100 cm2	Alpha Count	Removable DPM/100 cm2	Beta Count	Comments
	X	Y	uR/hr	Code	mR/hr	Code	Alpha	Code	Beta	Code	Max Beta	Avg Beta	Alpha	Code	Beta	Code	
Floor	1	-1	--	--	0.01	22	0	6	227	11	295	200	-0.82	2	-5.56	3	Tile

**LB5100-W Low Background Counting System – Smear Analysis**

Date: 1/11/95  
 Counting Unit id: 1  
 Data file name: C:\LBXL\UNIT1\B01-075.XLD  
 Batch Ended: 1/10/95 9:07  
 Crosstalk Correction: Not Applied

Alpha activity action level (DPM): 20.00  
 Beta activity action level (DPM): 200.00  
 Certainty level for MDA and flags: 95.00%  
 High Voltage Setting: 1410

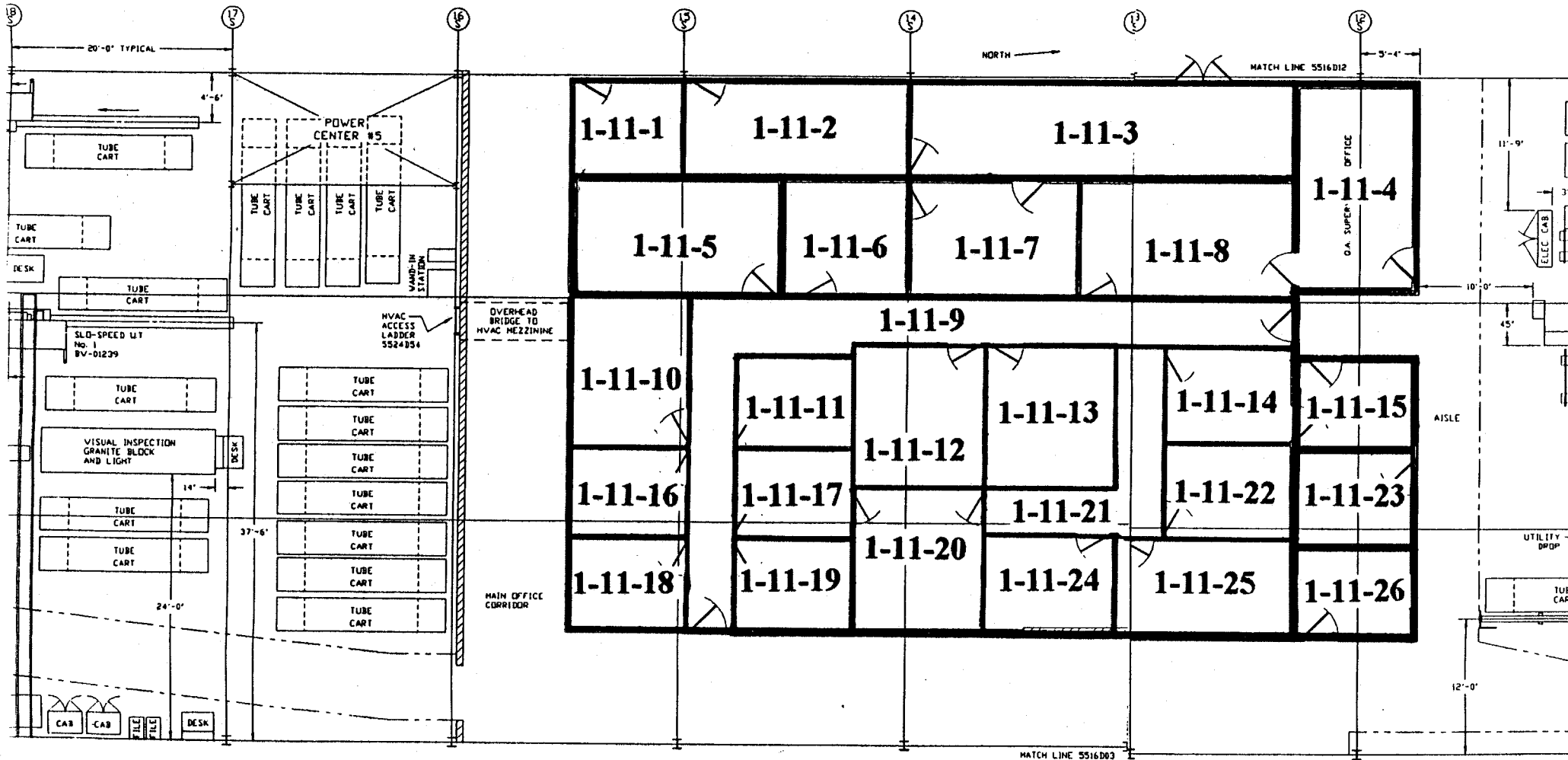
Application Revision: 3  
 Application Version: Standard

Batch ID: Blairsville 1-11-18 lower

Carrier	Alpha Activity				Beta Activity			
	DPM	$\sigma$	flags	MDA	DPM	$\sigma$	flags	MDA
8	-0.822	1.48	<MDA	7.64	-5.56	1.39	<MDA	12.71

Alpha efficiency log file: th230ab Alpha Efficiency: 33.88% Alpha to Beta Crosstalk: 24.12% Alpha Background (CPM): 0.278571429 Alpha Correction Factor: 1.000			
Beta efficiency log file: tc99ab Beta Efficiency: 37.13% Beta into Alpha Crosstalk: 0.03% Beta Background (CPM): 2.064285714 Beta Correction Factor: 1.000			
Count time (min)	Alpha CPM	Beta CPM	Completion Date - Time
2.00	-0.279	-2.06	1/10/95 9:07

**BAY 2 MAIN BUILDING  
MID BAY PRODUCTION OFFICE  
(UNIT 1-11)**



# Blairsville Point Survey Form #003

Survey Serial #: 01-076

Survey Section: 1

Survey Unit: 11

Survey Sub-unit: 4

Classification: 3

Survey Type: Lower

Survey Date: 12/19/94

Count Date: 1/11/95

Alpha Survey Instruments				
Inst. S/N	Inst. Code	Eff. %	Corr. Fac.	Bkg. CPM
1510	6	24	4.17	3

Alpha Counting Instruments				
Inst. S/N	Inst. Code	Eff. %	Corr. Fac.	Bkg. CPM
13295	2	33.88	2.95	0.28

Beta Survey Instruments				
Inst. S/N	Inst. Code	Eff. %	Corr. Fac.	Bkg. CPM
1593	11	34.96	2.86	237

Beta Counting Instruments				
Inst. S/N	Inst. Code	Eff. %	Corr. Fac.	Bkg. CPM
13295	3	37.13	2.69	2.06

Gamma or Beta/Gamma Instruments			
Inst. S/N	Inst. Code	Bkg.	Detection Type
1522	22	0.01	Beta / Gamma

Surveyor: V. Taylor / J. Shoemaker  
 Signature: *[Handwritten Signature]*

Surface Description	Coordinates		Gamma at 1m uR/hr	Gamma Inst. Code	Beta/Gamma Contact mR/hr	Beta/Gamma Code	Contact Gross 1 min. Count Alpha	Alpha Inst. Code	Contact Gross 1 min. Count Beta	Beta Inst. Code	Scan Contact Gross CPM		Removable DPM/100 cm2 Alpha	Alpha Count Code	Removable DPM/100 cm2 Beta	Beta Count Code	Comments
	X	Y									Max Beta	Avg Beta					
Floor	2	-2	—	—	—	22	1	6	244	11	284	220	2.13	2	1.17	3	Tile
Floor	4	-2	—	—	0.01	22	4	6	249	11	253	180	-0.82	2	-2.87	3	Tile

RECEIVED-BLAIRSVILLE  
 JAN 15 1995  
 HUMAN RESOURCES

**LB5100-W Low Background Counting System -- Smear Analysis**

Date: 1/11/95  
 Counting Unit id: 1  
 Data file name: C:\LBXL\UNIT1\B01-076.XLD  
 Batch Ended: 1/11/95 11:00  
 Crosstalk Correction: Not Applied

Alpha activity action level (DPM): 20.00  
 Beta activity action level (DPM): 200.00  
 Certainty level for MDA and flags: 95.00%  
 High Voltage Setting: 1410

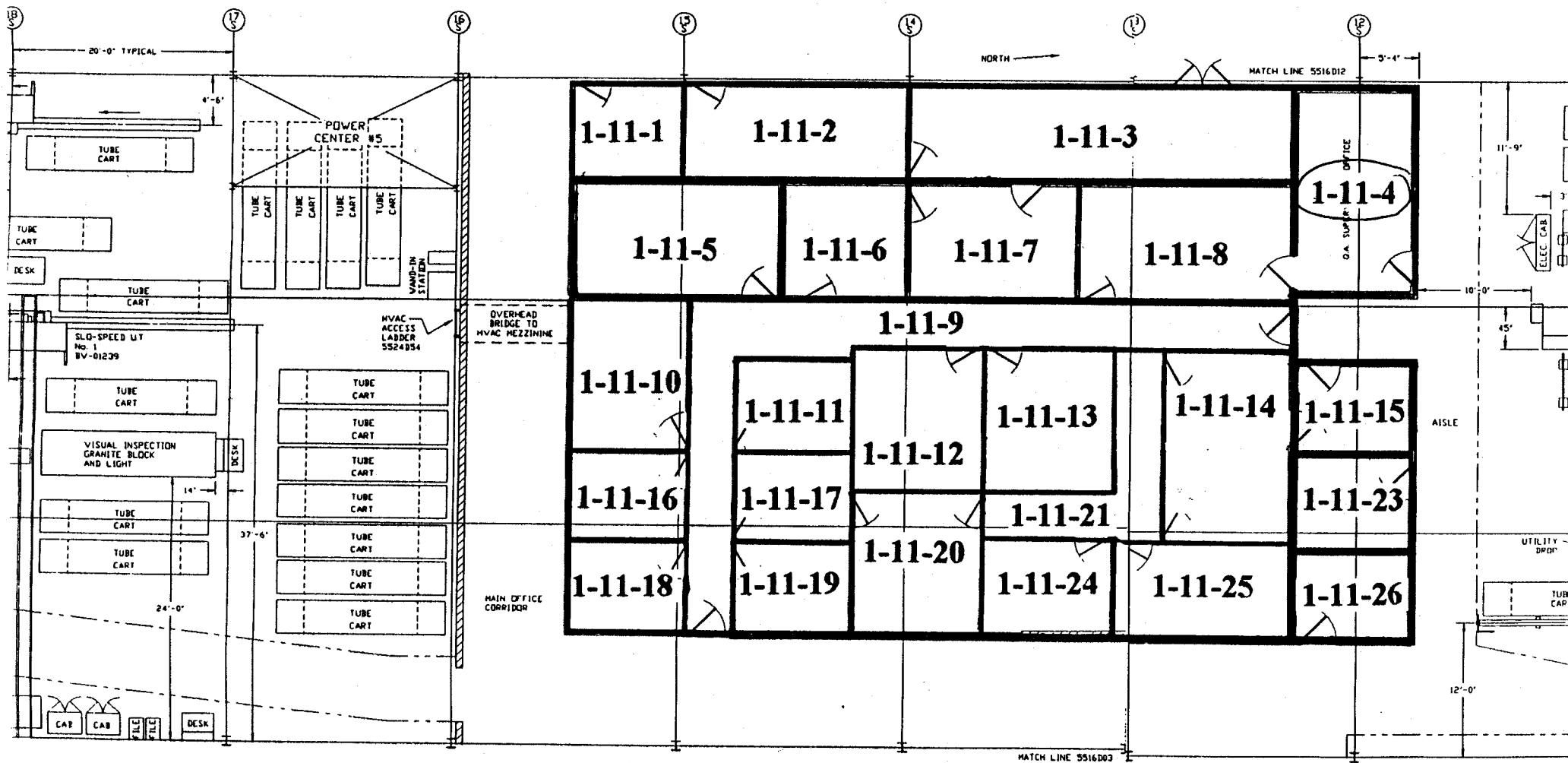
Application Revision: 3  
 Application Version: Standard

Batch ID: Blairsville 1-11-4 lower

Carrier	Alpha Activity				Beta Activity				Count time (min)	Alpha CPM	Beta CPM	Completion Date - Time
	DPM	$\sigma$	flags	MDA	DPM	$\sigma$	flags	MDA				
1	2.129	2.09	<AL	7.64	1.17	3.03	<MDA	12.71	2.00	0.721	0.44	1/11/95 10:58
2	-0.822	1.48	<MDA	7.64	-2.87	1.93	<MDA	12.71	2.00	-0.279	-1.06	1/11/95 11:00

Alpha efficiency log file: th230ab Alpha Efficiency: 33.88% Alpha to Beta Crosstalk: 24.12% Alpha Background (CPM): 0.278571429 Alpha Correction Factor: 1.000
Beta efficiency log file: tc99ab Beta Efficiency: 37.13% Beta into Alpha Crosstalk: 0.03% Beta Background (CPM): 2.064285714 Beta Correction Factor: 1.000

# BAY 2 MAIN BUILDING MID BAY PRODUCTION OFFICE (UNIT 1-11)





# Blairsville Point Survey Form #003

Survey Serial #:	01-077
Survey Section:	1
Survey Unit:	11
Survey Sub-unit:	8

Alpha Survey Instruments				
Inst. S/N	Inst. Code	Eff. %	Corr. Fac.	Bkg. CPM
1510	6	24	4.17	3

Beta Survey Instruments				
Inst. S/N	Inst. Code	Eff. %	Corr. Fac.	Bkg. CPM
1593	11	34.96	2.86	237

Gamma or Beta/Gamma Instruments			
Inst. S/N	Inst. Code	Bkg.	Detection Type
1522	22	0.01	Beta / Gamma

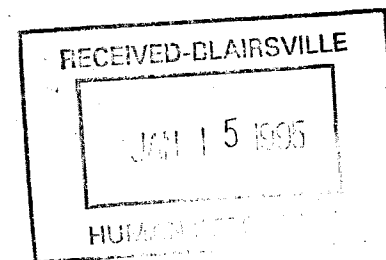
Classification:	3
Survey Type:	Lower
Survey Date:	12/19/94
Count Date:	1/11/95

Alpha Counting Instruments				
Inst. S/N	Inst. Code	Eff. %	Corr. Fac.	Bkg. CPM
13295	2	33.88	2.95	0.28

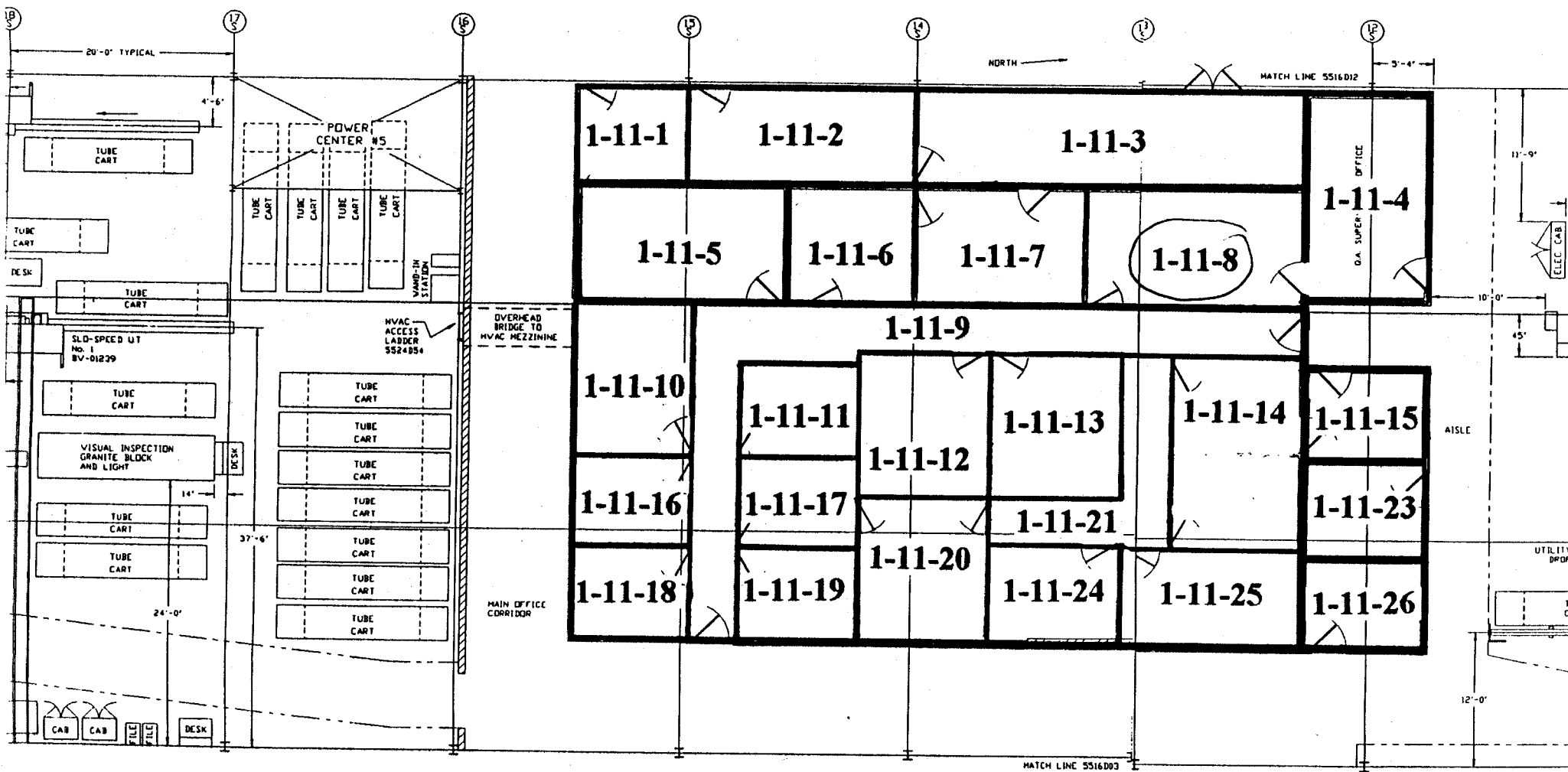
Beta Counting Instruments				
Inst. S/N	Inst. Code	Eff. %	Corr. Fac.	Bkg. CPM
13295	3	37.13	2.69	2.06

Surveyor:	V. Taylor / J. Shoemaker
Signature:	<i>V. Taylor / J. Shoemaker</i>

Surface Description	Coordinates		Gamma at 1m uR/hr	Gamma Inst. Code	Beta/Gamma Contact mR/hr	Beta/Gamma Code	Contact Gross 1 min. Count Alpha	Alpha Inst. Code	Contact Gross 1 min. Count Beta	Beta Inst. Code	Scan Contact Gross CPM		Removable DPM/100 cm <sup>2</sup> Alpha	Alpha Count Code	Removable DPM/100 cm <sup>2</sup> Beta	Beta Count Code	Comments
	X	Y									Max Beta	Avg Beta					
Floor	2	-2	---	---	0.01	22	1	6	217	11	267	200	-0.82	2	-2.87	3	Tile
Floor	1	-4	---	---	0.012	22	1	6	205	11	283	215	0.65	2	-5.56	3	Tile



# BAY 2 MAIN BUILDING MID BAY PRODUCTION OFFICE (UNIT 1-11)



**LB5100-W Low Background Counting System -- Smear Analysis**

Date: 1/11/95  
 Counting Unit id: 1  
 Data file name: C:\LBXL\UNIT1\B01-077.XLD  
 Batch Ended: 1/11/95 11:05  
 Crosstalk Correction: Not Applied

Alpha activity action level (DPM): 20.00  
 Beta activity action level (DPM): 200.00  
 Certainty level for MDA and flags: 95.00%  
 High Voltage Setting: 1410

Application Revision: 3  
 Application Version: Standard

Batch ID: Blairsville 1-11-8 lower

Carrier	Alpha Activity				Beta Activity				Count time (min)	Alpha CPM	Beta CPM	Completion Date - Time
	DPM	$\sigma$	flags	MDA	DPM	$\sigma$	flags	MDA				
3	-0.822	1.48	<MDA	7.64	-2.87	1.93	<MDA	12.71	2.00	-0.279	-1.06	1/11/95 11:03
4	0.654	1.48	<MDA	7.64	-5.56	1.39	<MDA	12.71	2.00	0.221	-2.06	1/11/95 11:05

Alpha efficiency log file: th230ab Alpha Efficiency: 33.88% Alpha to Beta Crosstalk: 24.12% Alpha Background (CPM): 0.278571429 Alpha Correction Factor: 1.000
Beta efficiency log file: tc99ab Beta Efficiency: 37.13% Beta into Alpha Crosstalk: 0.03% Beta Background (CPM): 2.064285714 Beta Correction Factor: 1.000

# Blairsville Point Survey Form #003

Survey Serial #:	<b>01-078</b>
Survey Section:	1
Survey Unit:	11
Survey Sub-unit:	9

Alpha Survey Instruments				
Inst. S/N	Inst. Code	Eff. %	Corr. Fac.	Bkg. CPM
1510	6	24	4.17	3

Beta Survey Instruments				
Inst. S/N	Inst. Code	Eff. %	Corr. Fac.	Bkg. CPM
1593	11	34.96	2.86	237

Gamma or Beta/Gamma Instruments			
Inst. S/N	Inst. Code	Bkg.	Detection Type
1522	22	0.01	Beta / Gamma

Classification:	3
Survey Type:	Lower


Alpha Counting Instruments				
Inst. S/N	Inst. Code	Eff. %	Corr. Fac.	Bkg. CPM
13295	2	33.88	2.95	0.28

Beta Counting Instruments				
Inst. S/N	Inst. Code	Eff. %	Corr. Fac.	Bkg. CPM
13295	3	37.13	2.69	2.06

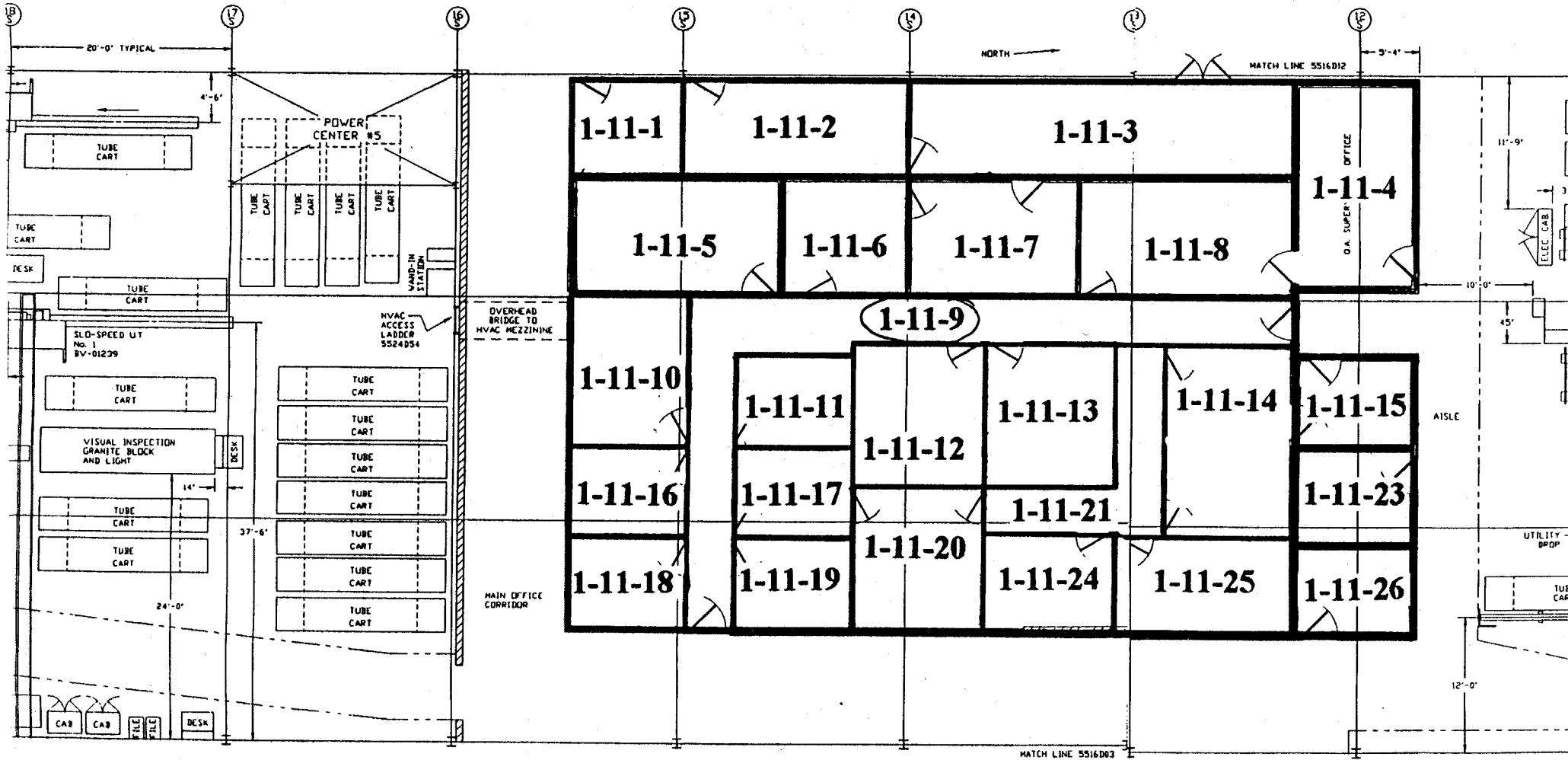
Surveyor:	V. Taylor / J. Shoemaker
Signature:	<i>V. Taylor / J. Shoemaker</i>

Survey Date:	12/19/94
Count Date:	1/11/95

Surface Description	Coordinates		Gamma at 1m	Gamma Inst.	Beta/Gamma Contact	Beta/Gamma Code	Contact Gross 1 min. Count	Alpha Inst. Code	Contact Gross 1 min. Count	Beta Inst. Code	Scan Contact Gross CPM		Removable DPM/100 cm2	Alpha Count	Removable DPM/100 cm2	Beta Count	Comments
	X	Y	uR/hr	Code	mR/hr	Code	Alpha	Beta	Code	Code	Max Beta	Avg Beta	Alpha	Code	Beta	Code	
	Floor	0.5	-2	--	--	0.02	22	6	6	226	11	286	200	0.65	2	-1.52	
Floor	0.5	-6	--	--	0.01	22	6	6	215	11	281	175	-0.82	2	1.17	3	Tile
Floor	0.5	-8	--	--	0.015	22	4	6	212	11	255	175	-0.82	2	2.52	3	Tile
Floor	0.5	-12	--	--	0.01	22	4	6	199	11	240	180	0.65	2	-2.87	3	Tile
Floor	0.5	-13.5	--	--	0.012	22	2	6	228	11	261	200	0.65	2	-1.52	3	Tile
Floor	4.5	-13.5	--	--	0.01	22	2	6	235	11	298	200	-0.82	2	2.52	3	Tile



# BAY 2 MAIN BUILDING MID BAY PRODUCTION OFFICE (UNIT 1-11)



**LB5100-W Low Background Counting System – Smear Analysis**

Date: 1/11/95  
 Counting Unit id: 1  
 Data file name: C:\LBXL\UNIT1\B01-078.XLD  
 Batch Ended: 1/11/95 11:18  
 Crosstalk Correction: Not Applied

Alpha activity action level (DPM): 20.00  
 Beta activity action level (DPM): 200.00  
 Certainty level for MDA and flags: 95.00%  
 High Voltage Setting: 1410

Application Revision: 3  
 Application Version: Standard

Batch ID: Blairsville 1-11-9 lower

Carrier	Alpha Activity				Beta Activity				Count time (min)	Alpha CPM	Beta CPM	Completion Date - Time
	DPM	$\sigma$	flags	MDA	DPM	$\sigma$	flags	MDA				
5	0.654	1.48	<MDA	7.64	-1.52	2.36	<MDA	12.71	2.00	0.221	-0.56	1/11/95 11:07
6	-0.822	1.48	<MDA	7.64	1.17	3.03	<MDA	12.71	2.00	-0.279	0.44	1/11/95 11:09
7	-0.822	1.48	<MDA	7.64	2.52	3.32	<MDA	12.71	2.00	-0.279	0.94	1/11/95 11:12
8	0.654	1.48	<MDA	7.64	-2.87	1.93	<MDA	12.71	2.00	0.221	-1.06	1/11/95 11:14
9	0.654	1.48	<MDA	7.64	-1.52	2.36	<MDA	12.71	2.00	0.221	-0.56	1/11/95 11:16
10	-0.822	1.48	<MDA	7.64	2.52	3.32	<MDA	12.71	2.00	-0.279	0.94	1/11/95 11:18

Alpha efficiency log file: th230ab Alpha Efficiency: 33.88% Alpha to Beta Crosstalk: 24.12% Alpha Background (CPM): 0.278571429 Alpha Correction Factor: 1.000
Beta efficiency log file: tc99ab Beta Efficiency: 37.13% Beta into Alpha Crosstalk: 0.03% Beta Background (CPM): 2.064285714 Beta Correction Factor: 1.000

# Blairsville Point Survey Form #003

Survey Serial #: **01-079**

Survey Section: **1**

Survey Unit: **11**

Survey Sub-unit: **12**

Classification: **3**

Survey Type: **Lower**

Survey Date: **12/19/94**

Count Date: **1/11/95**

Alpha Survey Instruments				
Inst. S/N	Inst. Code	Eff. %	Corr. Fac.	Bkg. CPM
1510	6	24	4.17	3

Beta Survey Instruments				
Inst. S/N	Inst. Code	Eff. %	Corr. Fac.	Bkg. CPM
1593	11	34.96	2.86	237


Gamma or Beta/Gamma Instruments			
Inst. S/N	Inst. Code	Bkg.	Detection Type
1522	22	0.01	Beta / Gamma

Alpha Counting Instruments				
Inst. S/N	Inst. Code	Eff. %	Corr. Fac.	Bkg. CPM
13295	2	33.88	2.95	0.28

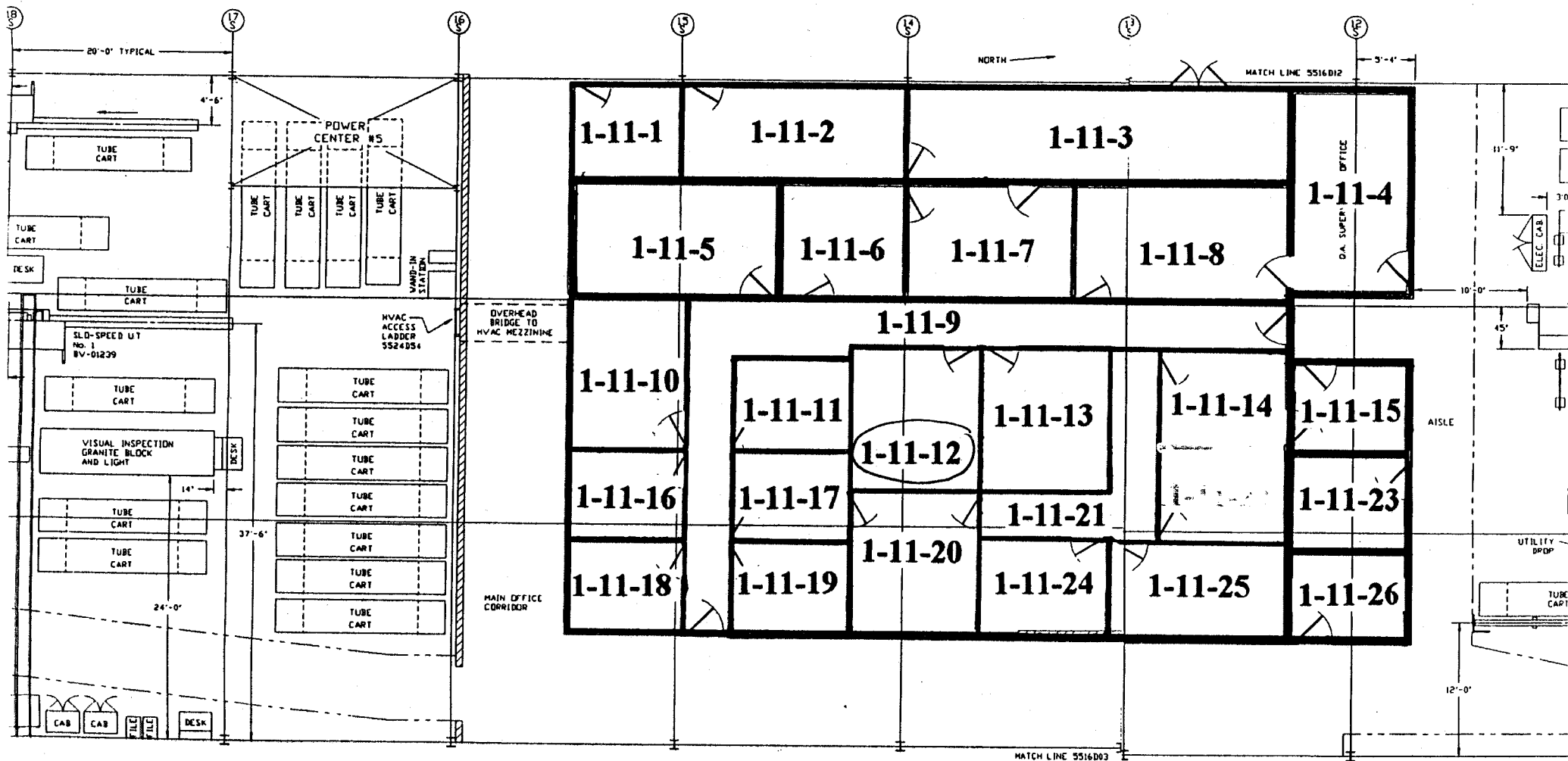
Beta Counting Instruments				
Inst. S/N	Inst. Code	Eff. %	Corr. Fac.	Bkg. CPM
13295	3	37.13	2.69	2.06

Surveyor: **V. Taylor / J. Shoemaker**  
 Signature: *V. Taylor / J. Shoemaker*

Surface Description	Coordinates		Gamma at 1m	Gamma Inst.	Beta/Gamma Contact	Beta/Gamma Code	Contact Gross 1 min. Count	Alpha Inst. Code	Contact Gross 1 min. Count	Beta Inst. Code	Scan Contact Gross CPM		Removable DPM/100 cm2	Alpha Count Code	Removable DPM/100 cm2	Beta Count Code	Comments
	X	Y	uR/hr	Code	mR/hr	Code	Alpha	Beta	Code	Max Beta	Avg Beta	Alpha	Beta	Code			
Floor	1	-1	--	--	0.015	22	1	6	254	11	263	200	-0.82	2	-0.17	3	Tile
Floor	3	-2	--	--	0.012	22	4	6	207	11	273	200	0.65	2	-1.52	3	Tile



# BAY 2 MAIN BUILDING MID BAY PRODUCTION OFFICE (UNIT 1-11)



5516D08 REV 14





**LB5100-W Low Background Counting System – Smear Analysis**

Date: 1/11/95  
 Counting Unit id: 1  
 Data file name: C:\LBXL\UNIT1\B01-079.XLD  
 Batch Ended: 1/11/95 11:23  
 Crosstalk Correction: Not Applied

Alpha activity action level (DPM): 20.00  
 Beta activity action level (DPM): 200.00  
 Certainty level for MDA and flags: 95.00%  
 High Voltage Setting: 1410

Application Revision: 3  
 Application Version: Standard

Batch ID: Blairsville 1-11-12 Lower

Carrier	Alpha Activity				Beta Activity				Count time (min)	Alpha CPM	Beta CPM	Completion Date - Time
	DPM	$\sigma$	flags	MDA	DPM	$\sigma$	flags	MDA				
11	-0.822	1.48	<MDA	7.64	-0.17	2.71	<MDA	12.71	2.00	-0.279	-0.06	1/11/95 11:20
12	0.654	1.48	<MDA	7.64	-1.52	2.36	<MDA	12.71	2.00	0.221	-0.56	1/11/95 11:23

Alpha efficiency log file: th230ab Alpha Efficiency: 33.88% Alpha to Beta Crosstalk: 24.12% Alpha Background (CPM): 0.278571429 Alpha Correction Factor: 1.000
Beta efficiency log file: tc99ab Beta Efficiency: 37.13% Beta into Alpha Crosstalk: 0.03% Beta Background (CPM): 2.064285714 Beta Correction Factor: 1.000

# Blairsville Point Survey Form #003

Survey Serial #: 01-080

Survey Section: 1

Survey Unit: 11

Survey Sub-unit: 13

Classification: 3

Survey Type: Lower

Survey Date: 12/19/94

Count Date: 1/11/95

Alpha Survey Instruments				
Inst. S/N	Inst. Code	Eff. %	Corr. Fac.	Bkg. CPM
1510	6	24	4.17	3

Beta Survey Instruments				
Inst. S/N	Inst. Code	Eff. %	Corr. Fac.	Bkg. CPM
1593	11	34.96	2.86	237

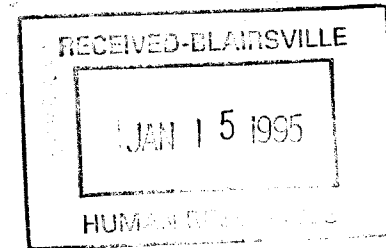
Gamma or Beta/Gamma Instruments			
Inst. S/N	Inst. Code	Bkg.	Detection Type
1522	22	0.01	Beta / Gamma

Alpha Counting Instruments				
Inst. S/N	Inst. Code	Eff. %	Corr. Fac.	Bkg. CPM
13295	2	33.88	2.95	0.28

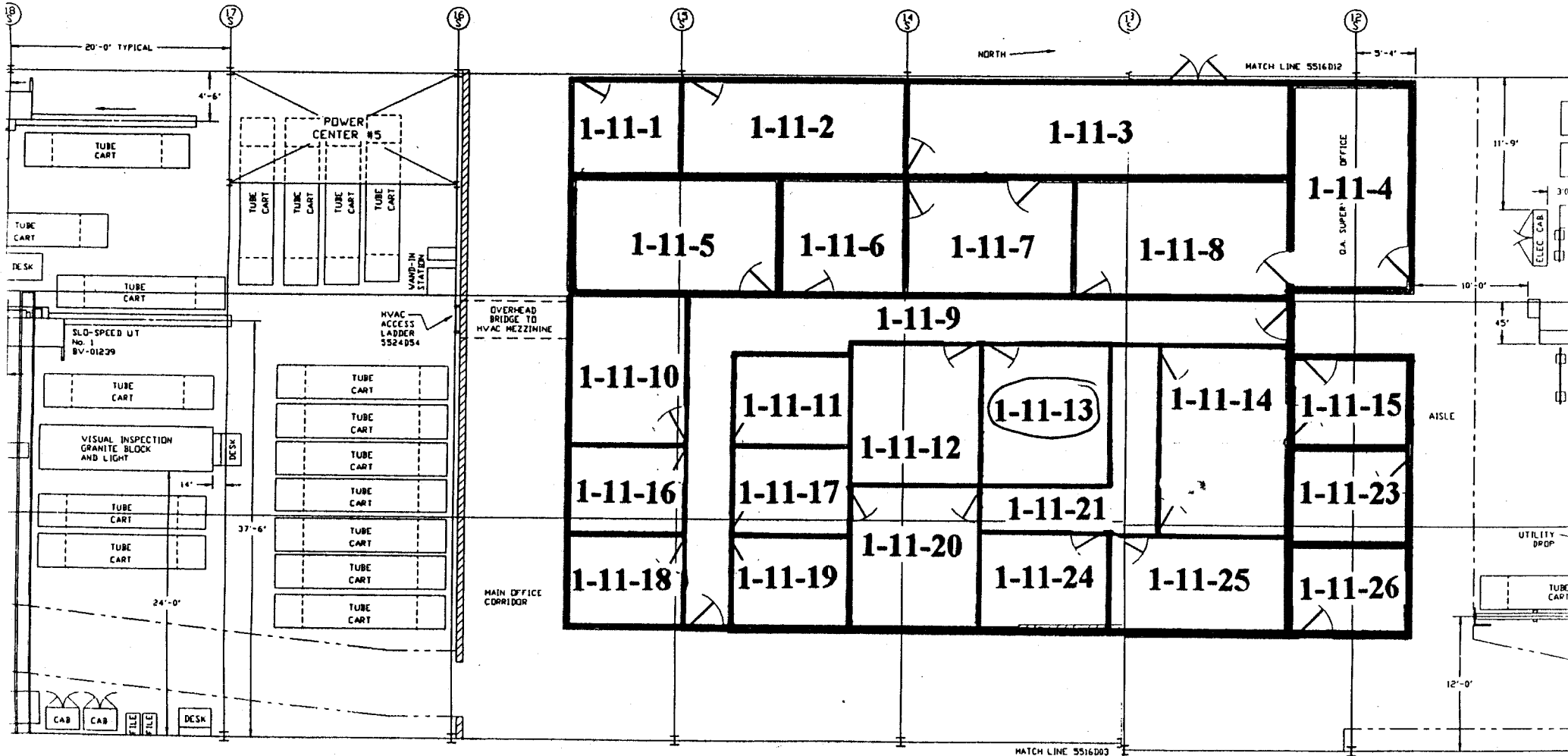
Beta Counting Instruments				
Inst. S/N	Inst. Code	Eff. %	Corr. Fac.	Bkg. CPM
13295	3	37.13	2.69	2.06

Surveyor: X. Taylor / J. Shoemaker  
 Signature: *X. Taylor / J. Shoemaker*

Surface Description	Coordinates		Gamma at 1m	Gamma Inst.	Beta/Gamma Contact	Beta/Gamma	Contact Gross 1 min. Count	Alpha Inst.	Contact Gross 1 min. Count	Beta Inst.	Scan Contact Gross CPM		Removable DPM/100 cm2	Alpha Count	Removable DPM/100 cm2	Beta Count	Comments
	X	Y	uR/hr	Code	mR/hr	Code	Alpha	Beta	Code	Code	Max Beta	Avg Beta	Alpha	Beta	Code		
Floor	1	-1	--	--	0.011	22	2	6	199	11	212	175	0.65	2	-2.87	3	Tile
Floor	2	-2	--	--	0.01	22	0	6	214	11	271	192	-0.82	2	2.52	3	Tile



BAY 2 MAIN BUILDING  
 MID BAY PRODUCTION OFFICE  
 (UNIT 1-11)



5516D08 REV 14



**LB5100-W Low Background Counting System -- Smear Analysis**

Date: 1/11/95  
 Counting Unit id: 1  
 Data file name: C:\LBXL\UNIT1\B01-080.XLD  
 Batch Ended: 1/11/95 11:27  
 Crosstalk Correction: Not Applied

Alpha activity action level (DPM): 20.00  
 Beta activity action level (DPM): 200.00  
 Certainty level for MDA and flags: 95.00%  
 High Voltage Setting: 1410

Application Revision: 3  
 Application Version: Standard

Batch ID: Blairsville 1-11-13 lower

Carrier	Alpha Activity				Beta Activity			
	DPM	$\sigma$	flags	MDA	DPM	$\sigma$	flags	MDA
13	0.654	1.48	<MDA	7.64	-2.87	1.93	<MDA	12.71
14	-0.822	1.48	<MDA	7.64	2.52	3.32	<MDA	12.71

Alpha efficiency log file: th230ab Alpha Efficiency: 33.88% Alpha to Beta Crosstalk: 24.12% Alpha Background (CPM): 0.278571429 Alpha Correction Factor: 1.000			
Beta efficiency log file: tc99ab Beta Efficiency: 37.13% Beta into Alpha Crosstalk: 0.03% Beta Background (CPM): 2.064285714 Beta Correction Factor: 1.000			
Count time (min)	Alpha CPM	Beta CPM	Completion Date - Time
2.00	0.221	-1.06	1/11/95 11:25
2.00	-0.279	0.94	1/11/95 11:27

# Blairsville Point Survey Form #003

Survey Serial #: **01-081**

Survey Section: **1**

Survey Unit: **11**

Survey Sub-unit: **14**

Classification: **3**

Survey Type: **Lower**

Survey Date: **12/19/94**

Count Date: **1/11/95**

Alpha Survey Instruments				
Inst. S/N	Inst. Code	Eff. %	Corr. Fac.	Bkg. CPM
1510	6	24	4.17	3

Beta Survey Instruments				
Inst. S/N	Inst. Code	Eff. %	Corr. Fac.	Bkg. CPM
1593	11	34.96	2.86	237


Gamma or Beta/Gamma Instruments			
Inst. S/N	Inst. Code	Bkg.	Detection Type
1522	22	0.01	Beta / Gamma

Alpha Counting Instruments				
Inst. S/N	Inst. Code	Eff. %	Corr. Fac.	Bkg. CPM
13295	2	33.88	2.95	0.28

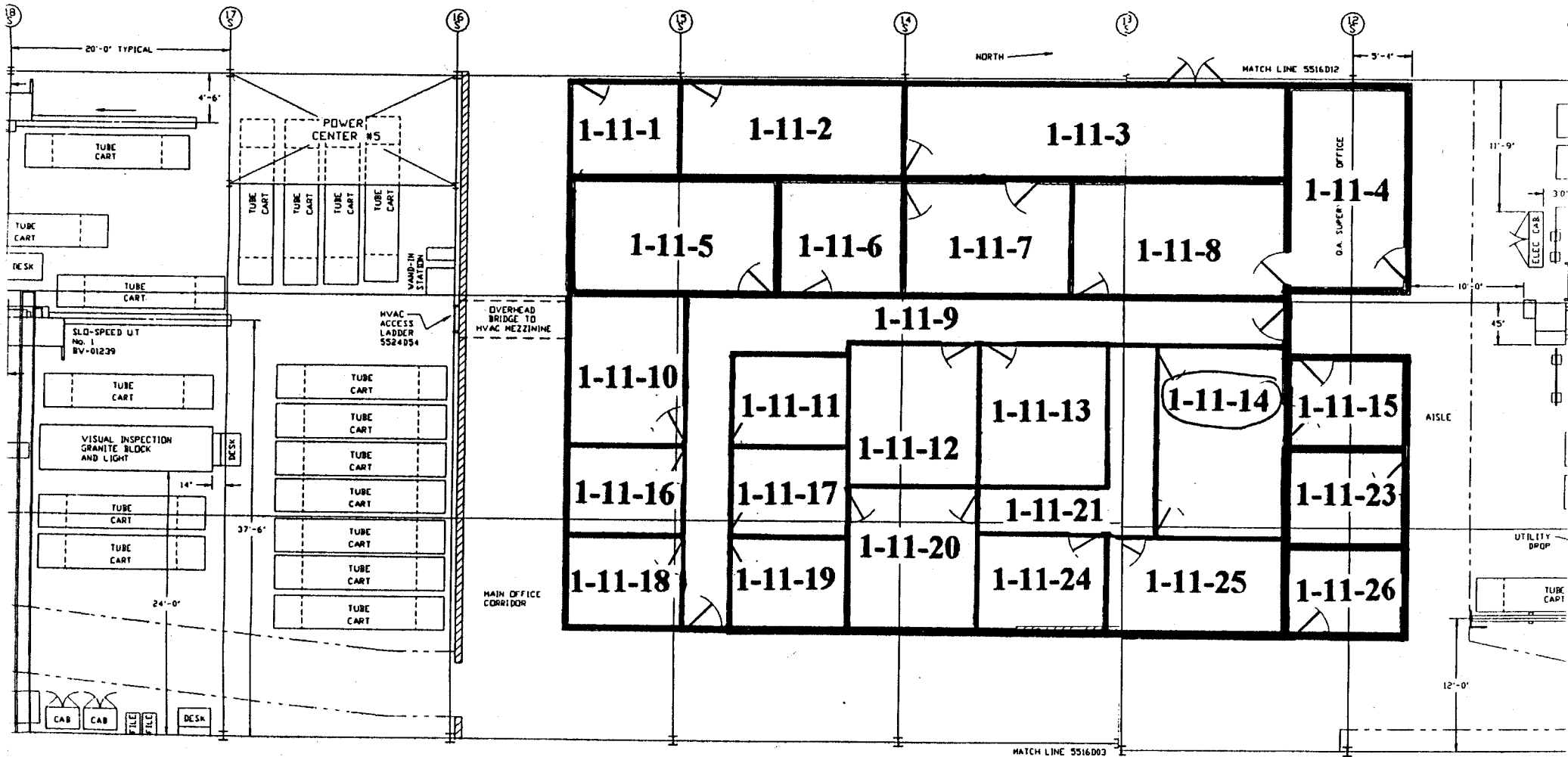
Beta Counting Instruments				
Inst. S/N	Inst. Code	Eff. %	Corr. Fac.	Bkg. CPM
13295	3	37.13	2.69	2.06

Surveyor: **V. Taylor / J. Shoemaker**  
 Signature: *V. Taylor / J. Shoemaker*

Surface Description	Coordinates		Gamma at 1m	Gamma Inst.	Beta/Gamma Contact	Beta/Gamma Code	Contact Gross 1 min. Count	Alpha Inst. Code	Contact Gross 1 min. Count	Beta Inst. Code	Scan Contact Gross CPM		Removable DPM/100 cm2	Alpha Count Code	Removable DPM/100 cm2	Beta Count Code	Comments
	X	Y	uR/hr	Code	mR/hr	Code	Alpha	Beta	Code	Code	Max Beta	Avg Beta	Alpha	Beta	Beta		
Floor	1	-1	---	---	0.015	22	3	6	217	11	292	200	-0.82	2	-0.17	3	Tile



# BAY 2 MAIN BUILDING MID BAY PRODUCTION OFFICE (UNIT 1-11)



5516D08 REV 14



**LB5100-W Low Background Counting System -- Smear Analysis**

Date: 1/11/95  
 Counting Unit id: 1  
 Data file name: C:\LBXL\UNIT1\B01-081.XLD  
 Batch Ended: 1/11/95 11:36  
 Crosstalk Correction: Not Applied

Alpha activity action level (DPM): 20.00  
 Beta activity action level (DPM): 200.00  
 Certainty level for MDA and flags: 95.00%  
 High Voltage Setting: 1410

Application Revision: 3  
 Application Version: Standard

Batch ID: Blairsville 1-11-14 lower

Carrier	Alpha Activity				Beta Activity			
	DPM	$\sigma$	flags	MDA	DPM	$\sigma$	flags	MDA
15	-0.822	1.48	<MDA	7.64	-0.17	2.71	<MDA	12.71

Alpha efficiency log file: th230ab Alpha Efficiency: 33.88% Alpha to Beta Crosstalk: 24.12% Alpha Background (CPM): 0.278571429 Alpha Correction Factor: 1.000			
Beta efficiency log file: tc99ab Beta Efficiency: 37.13% Beta into Alpha Crosstalk: 0.03% Beta Background (CPM): 2.064285714 Beta Correction Factor: 1.000			
Count time (min)	Alpha CPM	Beta CPM	Completion Date - Time
2.00	-0.279	-0.06	1/11/95 11:36

# Blairsville Point Survey Form #003

Survey Serial #:	01-082
Survey Section:	1
Survey Unit:	11
Survey Sub-unit:	15

Alpha Survey Instruments				
Inst. S/N	Inst. Code	Eff. %	Corr. Fac.	Bkg. CPM
1510	6	23.6	4.24	3


Beta Survey Instruments				
Inst. S/N	Inst. Code	Eff. %	Corr. Fac.	Bkg. CPM
1593	11	37.5	2.67	237

Gamma or Beta/Gamma Instruments			
Inst. S/N	Inst. Code	Bkg.	Detection Type
1522	22	0.01	Beta / Gamma

Classification:	3
Survey Type:	Lower
Survey Date:	12/19/94
Count Date:	1/12/95

Alpha Counting Instruments				
Inst. S/N	Inst. Code	Eff. %	Corr. Fac.	Bkg. CPM
13295	2	33.88	2.95	0.28

Beta Counting Instruments				
Inst. S/N	Inst. Code	Eff. %	Corr. Fac.	Bkg. CPM
13295	3	37.13	2.69	2.06

Surveyor:	V. Taylor / J. Shoemaker
Signature:	

Surface Description	Coordinates		Gamma at 1m	Gamma Inst.	Beta/Gamma Contact	Beta/Gamma Code	Contact Gross 1 min. Count	Alpha Inst. Code	Contact Gross 1 min. Count	Beta Inst. Code	Scan Contact Gross CPM		Removable DPM/100 cm2	Alpha Count	Removable DPM/100 cm2	Beta Count	Comments
	X	Y	uR/hr	Code	mR/hr	Code	Alpha	Beta	Code	Max Beta	Avg Beta	Alpha	Beta	Code			
Floor	1	-2	---	---	0.015	22	6	6	218	11	273	170	0.65	2	-1.52	3	Tile



**LB5100-W Low Background Counting System -- Smear Analysis**

Date: 1/12/95  
 Counting Unit id: 1  
 Data file name: C:\LBXL\UNIT1\B01-082.XLD  
 Batch Ended: 1/12/95 8:12  
 Crosstalk Correction: Not Applied

Alpha activity action level (DPM): 20.00  
 Beta activity action level (DPM): 200.00  
 Certainty level for MDA and flags: 95.00%  
 High Voltage Setting: 1410

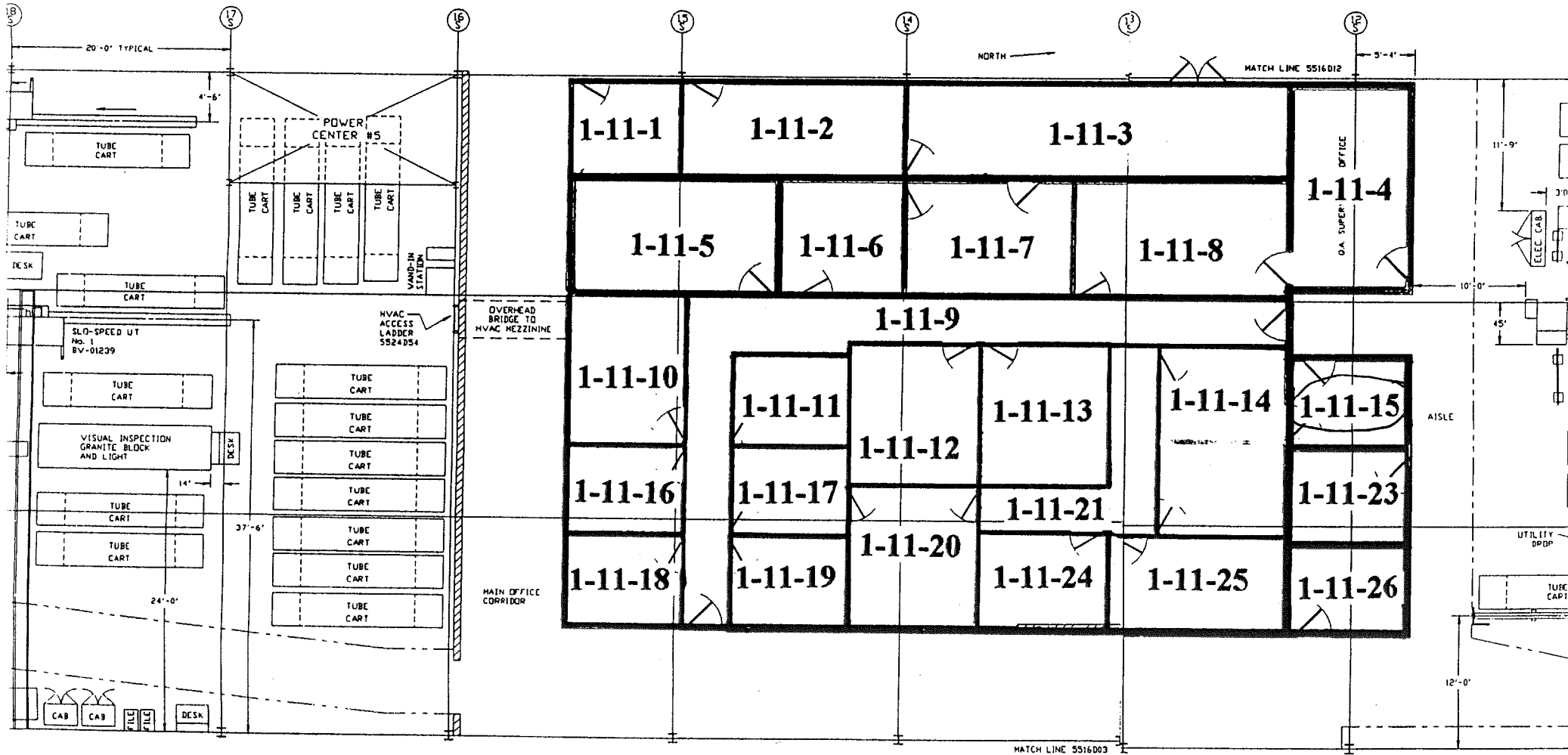
Application Revision: 3  
 Application Version: Standard

Batch ID: Blairsville 1-11-15 lower

Carrier	Alpha Activity				Beta Activity				Count time (min)	Alpha CPM	Beta CPM	Completion Date - Time
	DPM	$\sigma$	flags	MDA	DPM	$\sigma$	flags	MDA				
1	0.654	1.48	<MDA	7.64	-1.52	2.36	<MDA	12.71	2.00	0.221	-0.56	1/12/95 8:12

Alpha efficiency log file: th230ab Alpha Efficiency: 33.88% Alpha to Beta Crosstalk: 24.12% Alpha Background (CPM): 0.278571429 Alpha Correction Factor: 1.000
Beta efficiency log file: tc99ab Beta Efficiency: 37.13% Beta into Alpha Crosstalk: 0.03% Beta Background (CPM): 2.064285714 Beta Correction Factor: 1.000

# BAY 2 MAIN BUILDING MID BAY PRODUCTION OFFICE (UNIT 1-11)



5516D08 REV 14



# Blairsville Point Survey Form #003

Survey Serial #:	01-083
Survey Section:	1
Survey Unit:	11
Survey Sub-unit:	20

Alpha Survey Instruments				
Inst. S/N	Inst. Code	Eff. %	Corr. Fac.	Bkg. CPM
1510	6	23.6	4.24	3


Beta Survey Instruments				
Inst. S/N	Inst. Code	Eff. %	Corr. Fac.	Bkg. CPM
1593	11	37.5	2.67	237

Gamma or Beta/Gamma Instruments			
Inst. S/N	Inst. Code	Bkg.	Detection Type
1522	22	0.01	Beta / Gamma

Classification:	3
Survey Type:	Lower

Alpha Counting Instruments				
Inst. S/N	Inst. Code	Eff. %	Corr. Fac.	Bkg. CPM
13295	2	33.88	2.95	0.28

Beta Counting Instruments				
Inst. S/N	Inst. Code	Eff. %	Corr. Fac.	Bkg. CPM
13295	3	37.13	2.69	2.06

Surveyor:	V. Taylor / J. Shoemaker
Signature:	

Surface Description	Coordinates		Gamma at 1m uR/hr	Gamma Inst. Code	Beta/Gamma Contact mR/hr	Beta/Gamma Code	Contact Gross 1 min. Count Alpha	Alpha Inst. Code	Contact Gross 1 min. Count Beta	Beta Inst. Code	Scan Contact Gross CPM		Removable DPM/100 cm2 Alpha	Alpha Count Code	Removable DPM/100 cm2 Beta	Beta Count Code	Comments
	X	Y									Max Beta	Avg Beta					
Floor	2	-1.5	---	---	0.01	22	0	6	233	11	283	200	0.65	2	-1.52	3	Tile

**LB5100-W Low Background Counting System -- Smear Analysis**

Date: 1/12/95  
 Counting Unit id: 1  
 Data file name: C:\LBXL\UNIT1\B01-083.XLD  
 Batch Ended: 1/12/95 8:14  
 Crosstalk Correction: Not Applied

Alpha activity action level (DPM): 20.00  
 Beta activity action level (DPM): 200.00  
 Certainty level for MDA and flags: 95.00%  
 High Voltage Setting: 1410

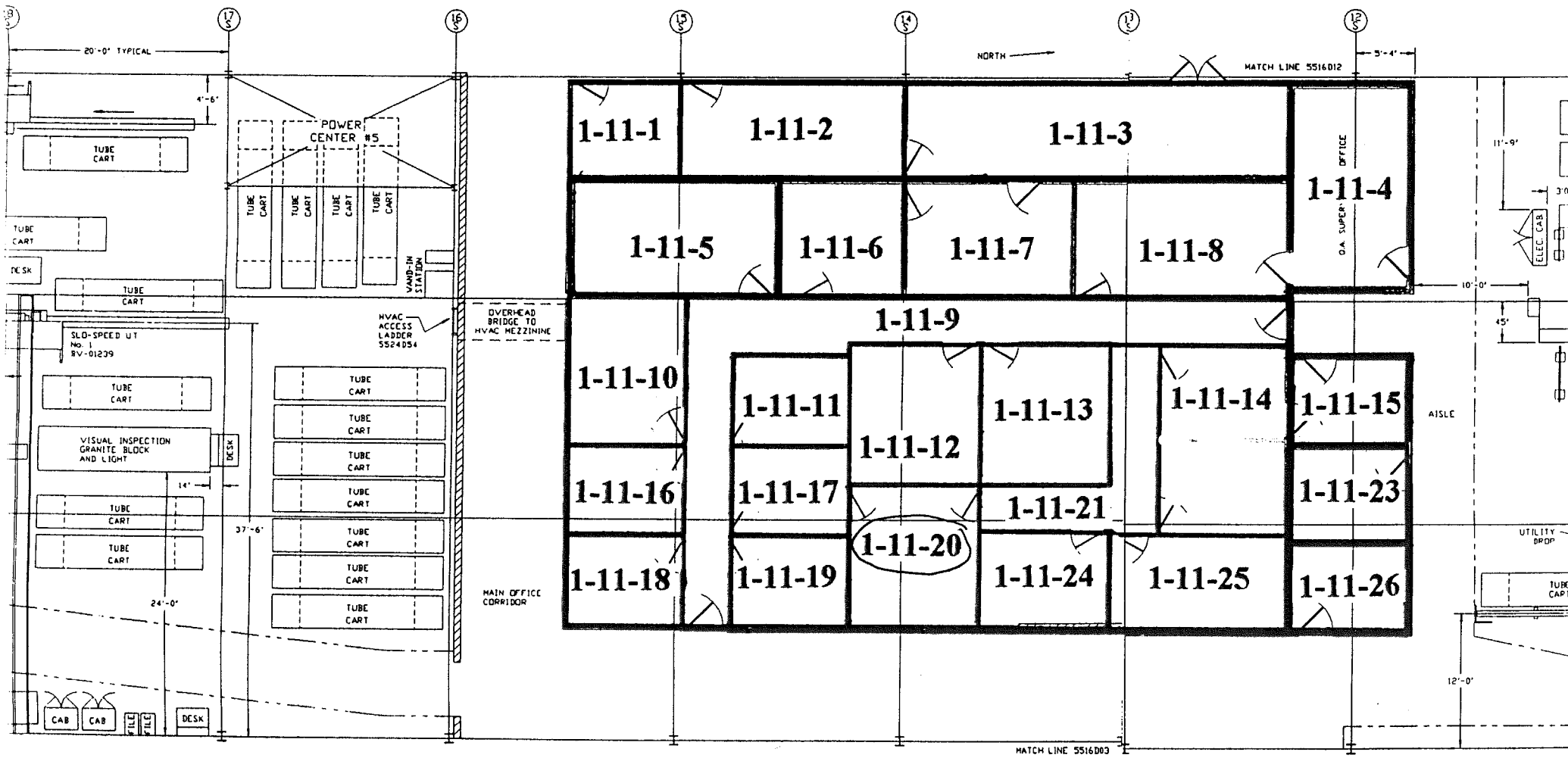
Application Revision: 3  
 Application Version: Standard

Batch ID: Blairsville 1-11-20 lower

Carrier	Alpha Activity				Beta Activity				Count time (min)	Alpha CPM	Beta CPM	Completion Date - Time
	DPM	$\sigma$	flags	MDA	DPM	$\sigma$	flags	MDA				
2	0.654	1.48	<MDA	7.64	-1.52	2.36	<MDA	12.71	2.00	0.221	-0.56	1/12/95 8:14

Alpha efficiency log file: th230ab Alpha Efficiency: 33.88% Alpha to Beta Crosstalk: 24.12% Alpha Background (CPM): 0.278571429 Alpha Correction Factor: 1.000
Beta efficiency log file: tc99ab Beta Efficiency: 37.13% Beta into Alpha Crosstalk: 0.03% Beta Background (CPM): 2.064285714 Beta Correction Factor: 1.000

# BAY 2 MAIN BUILDING MID BAY PRODUCTION OFFICE (UNIT 1-11)



# Blairsville Point Survey Form #003

Survey Serial #: **01-084**

Survey Section: **1**

Survey Unit: **11**

Survey Sub-unit: **21**

Classification: **3**

Survey Type: **Lower**

Survey Date: **12/19/94**

Count Date: **1/12/95**


Alpha Survey Instruments				
Inst. S/N	Inst. Code	Eff. %	Corr. Fac.	Bkg. CPM
1510	6	23.6	4.24	3

Beta Survey Instruments				
Inst. S/N	Inst. Code	Eff. %	Corr. Fac.	Bkg. CPM
1593	11	37.5	2.67	237

Gamma or Beta/Gamma Instruments			
Inst. S/N	Inst. Code	Bkg.	Detection Type
1522	22	0.01	Beta / Gamma

Alpha Counting Instruments				
Inst. S/N	Inst. Code	Eff. %	Corr. Fac.	Bkg. CPM
13295	2	33.88	2.95	0.28

Beta Counting Instruments				
Inst. S/N	Inst. Code	Eff. %	Corr. Fac.	Bkg. CPM
13295	3	37.13	2.69	2.06

Surveyor: **V. Taylor / J. Shoemaker**  
 Signature: 

Surface Description	Coordinates		Gamma at 1m	Gamma Inst.	Beta/Gamma Contact	Beta/Gamma	Contact Gross 1 min. Count	Alpha Inst.	Contact Gross 1 min. Count	Beta Inst.	Scan Contact Gross CPM		Removable DPM/100 cm2	Alpha Count	Removable DPM/100 cm2	Beta Count	Comments
	X	Y	uR/hr	Code	mR/hr	Code	Alpha	Code	Beta	Code	Max Beta	Avg Beta	Alpha	Code	Beta	Code	
Floor	2	-0.5	---	---	0.013	22	2	6	196	11	312	220	-0.82	2	1.17	3	Tile
Floor	4.5	-0.5	---	---	0.011	22	2	6	225	11	336	175	0.65	2	-2.87	3	Tile
Floor	4.5	-3	---	---	0.011	22	2	6	225	11	260	175	-0.82	2	-1.52	3	Tile

**LB5100-W Low Background Counting System – Smear Analysis**

Date: 1/12/95  
 Counting Unit id: 1  
 Data file name: C:\LBXL\UNIT1\B01-084.XLD  
 Batch Ended: 1/12/95 8:21  
 Crosstalk Correction: Not Applied

Alpha activity action level (DPM): 20.00  
 Beta activity action level (DPM): 200.00  
 Certainty level for MDA and flags: 95.00%  
 High Voltage Setting: 1410

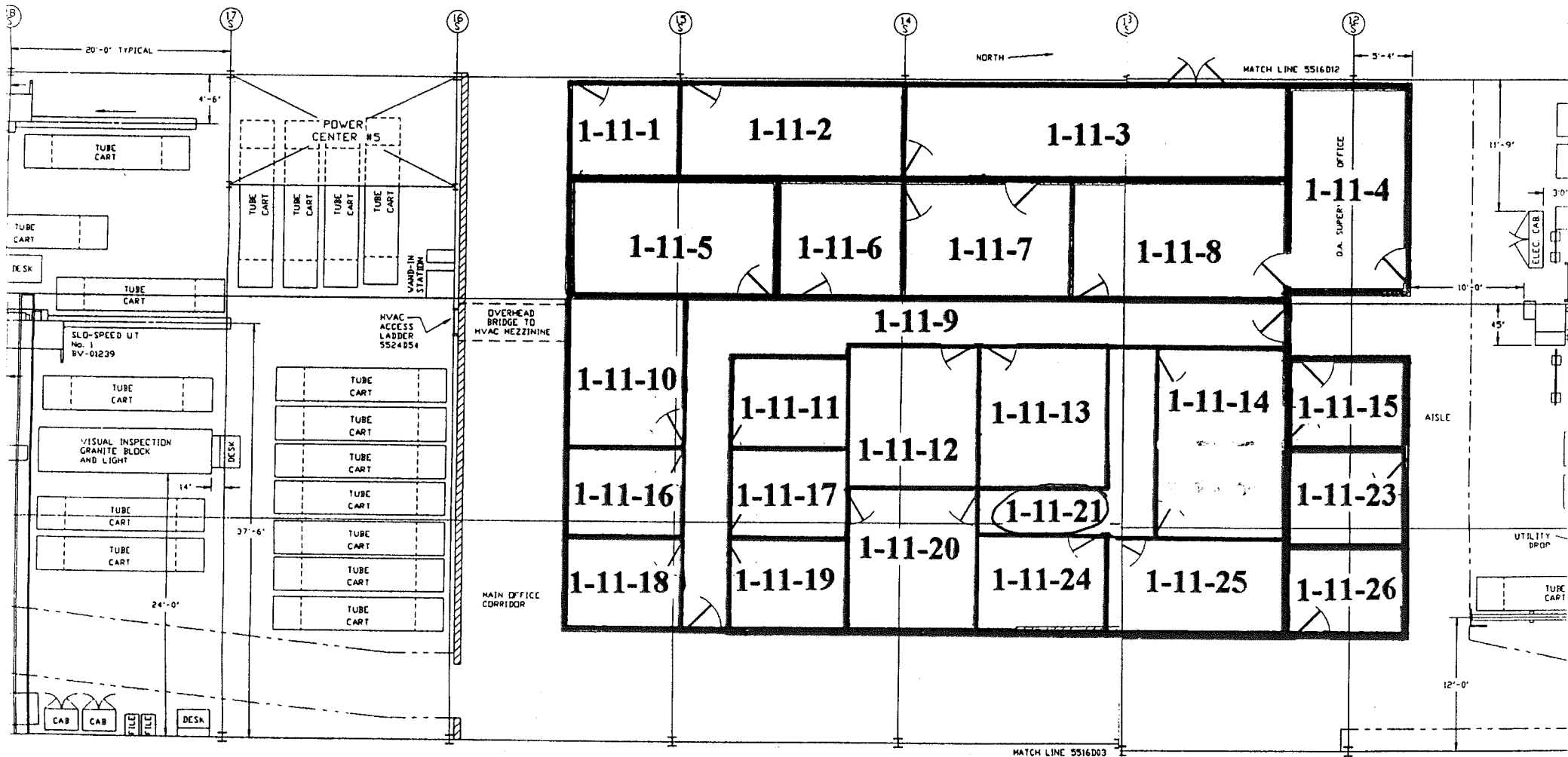
Application Revision: 3  
 Application Version: Standard

Batch ID: Blairsville 1-11-21 Lower

Carrier	Alpha Activity				Beta Activity				Count time (min)	Alpha CPM	Beta CPM	Completion Date - Time
	DPM	$\sigma$	flags	MDA	DPM	$\sigma$	flags	MDA				
3	-0.822	1.48	<MDA	7.64	1.17	3.03	<MDA	12.71	2.00	-0.279	0.44	1/12/95 8:16
4	0.654	1.48	<MDA	7.64	-2.87	1.93	<MDA	12.71	2.00	0.221	-1.06	1/12/95 8:19
5	-0.822	1.48	<MDA	7.64	-1.52	2.36	<MDA	12.71	2.00	-0.279	-0.56	1/12/95 8:21

Alpha efficiency log file: th230ab Alpha Efficiency: 33.88% Alpha to Beta Crosstalk: 24.12% Alpha Background (CPM): 0.278571429 Alpha Correction Factor: 1.000
Beta efficiency log file: tc99ab Beta Efficiency: 37.13% Beta into Alpha Crosstalk: 0.03% Beta Background (CPM): 2.064285714 Beta Correction Factor: 1.000

# BAY 2 MAIN BUILDING MID BAY PRODUCTION OFFICE (UNIT 1-11)



5516D08 REV 14





# Blairsville Point Survey Form #003

Survey Serial #:	01-085
Survey Section:	1
Survey Unit:	11
Survey Sub-unit:	23

Alpha Survey Instruments				
Inst. S/N	Inst. Code	Eff. %	Corr. Fac.	Bkg. CPM
1510	6	23.6	4.24	3


Beta Survey Instruments				
Inst. S/N	Inst. Code	Eff. %	Corr. Fac.	Bkg. CPM
1593	11	37.5	2.67	237

Gamma or Beta/Gamma Instruments			
Inst. S/N	Inst. Code	Bkg.	Detection Type
1522	22	0.01	Beta / Gamma

Classification:	3
Survey Type:	Lower

Alpha Counting Instruments				
Inst. S/N	Inst. Code	Eff. %	Corr. Fac.	Bkg. CPM
13295	2	33.88	2.95	0.28

Beta Counting Instruments				
Inst. S/N	Inst. Code	Eff. %	Corr. Fac.	Bkg. CPM
13295	3	37.13	2.69	2.06

Surveyor:	V. Taylor / J. Shoemaker
Signature:	

Surface Description	Coordinates		Gamma at 1m	Gamma Inst.	Beta/Gamma Contact	Beta/Gamma	Contact Gross 1 min. Count	Alpha Inst. Code	Contact Gross 1 min. Count	Beta Inst. Code	Scan Contact Gross CPM		Removable DPM/100 cm2	Alpha Count Code	Removable DPM/100 cm2	Beta Count Code	Comments
	X	Y	uR/hr	Code	mR/hr	Code	Alpha	Beta	Code	Code	Max Beta	Avg Beta	Alpha	Beta	Code		
Floor	1	-1	---	---	0.013	22	1	6	236	11	295	200	-0.82	2	2.52	3	Tile

**LB5100-W Low Background Counting System -- Smear Analysis**

Date: 1/12/95  
 Counting Unit id: 1  
 Data file name: C:\LBXL\UNIT1\B01-085.XLD  
 Batch Ended: 1/12/95 8:23  
 Crosstalk Correction: Not Applied

Alpha activity action level (DPM): 20.00  
 Beta activity action level (DPM): 200.00  
 Certainty level for MDA and flags: 95.00%  
 High Voltage Setting: 1410

Application Revision: 3  
 Application Version: Standard

Batch ID: Blairsville 1-11-23 lower

Carrier	Alpha Activity				Beta Activity				Count time (min)	Alpha CPM	Beta CPM	Completion Date - Time
	DPM	$\sigma$	flags	MDA	DPM	$\sigma$	flags	MDA				
6	-0.822	1.48	<MDA	7.64	2.52	3.32	<MDA	12.71	2.00	-0.279	0.94	1/12/95 8:23

Alpha efficiency log file: th230ab Alpha Efficiency: 33.88% Alpha to Beta Crosstalk: 24.12% Alpha Background (CPM): 0.278571429 Alpha Correction Factor: 1.000
Beta efficiency log file: tc99ab Beta Efficiency: 37.13% Beta into Alpha Crosstalk: 0.03% Beta Background (CPM): 2.064285714 Beta Correction Factor: 1.000



# Blairsville Point Survey Form #003

Survey Serial #: 01-086

Survey Section: 1

Survey Unit: 11

Survey Sub-unit: 24

Classification: 3

Survey Type: Lower

Survey Date: 12/19/94

Count Date: 1/12/95


Alpha Survey Instruments				
Inst. S/N	Inst. Code	Eff. %	Corr. Fac.	Bkg. CPM
1510	6	23.6	4.24	3

Beta Survey Instruments				
Inst. S/N	Inst. Code	Eff. %	Corr. Fac.	Bkg. CPM
1593	11	37.5	2.67	237

Gamma or Beta/Gamma Instruments			
Inst. S/N	Inst. Code	Bkg.	Detection Type
1522	22	0.01	Beta / Gamma

Alpha Counting Instruments				
Inst. S/N	Inst. Code	Eff. %	Corr. Fac.	Bkg. CPM
13295	2	33.88	2.95	0.28

Beta Counting Instruments				
Inst. S/N	Inst. Code	Eff. %	Corr. Fac.	Bkg. CPM
13295	3	37.13	2.69	2.06

Surveyor: Y. Taylor / J. Shoemaker  
 Signature: 

Surface Description	Coordinates		Gamma at 1m uR/hr	Gamma Inst. Code	Beta/Gamma Contact mR/hr	Beta/Gamma Code	Contact Gross 1 min. Count Alpha	Alpha Inst. Code	Contact Gross 1 min. Count Beta	Beta Inst. Code	Scan Contact Gross CPM		Removable DPM/100 cm2 Alpha	Alpha Count Code	Removable DPM/100 cm2 Beta	Beta Count Code	Comments
	X	Y									Max Beta	Avg Beta					
Floor	1	-2	---	---	0.015	22	2	6	206	11	294	175	-0.82	2	-2.87	3	Tile
Floor	1	-1	---	---	0.015	22	3	6	219	11	248	180	-0.82	2	-4.21	3	Tile

**LB5100-W Low Background Counting System -- Smear Analysis**

Date: 1/12/95  
 Counting Unit id: 1  
 Data file name: C:\LBXL\UNIT1\B01-086.XLD  
 Batch Ended: 1/12/95 8:28  
 Crosstalk Correction: Not Applied

Alpha activity action level (DPM): 20.00  
 Beta activity action level (DPM): 200.00  
 Certainty level for MDA and flags: 95.00%  
 High Voltage Setting: 1410

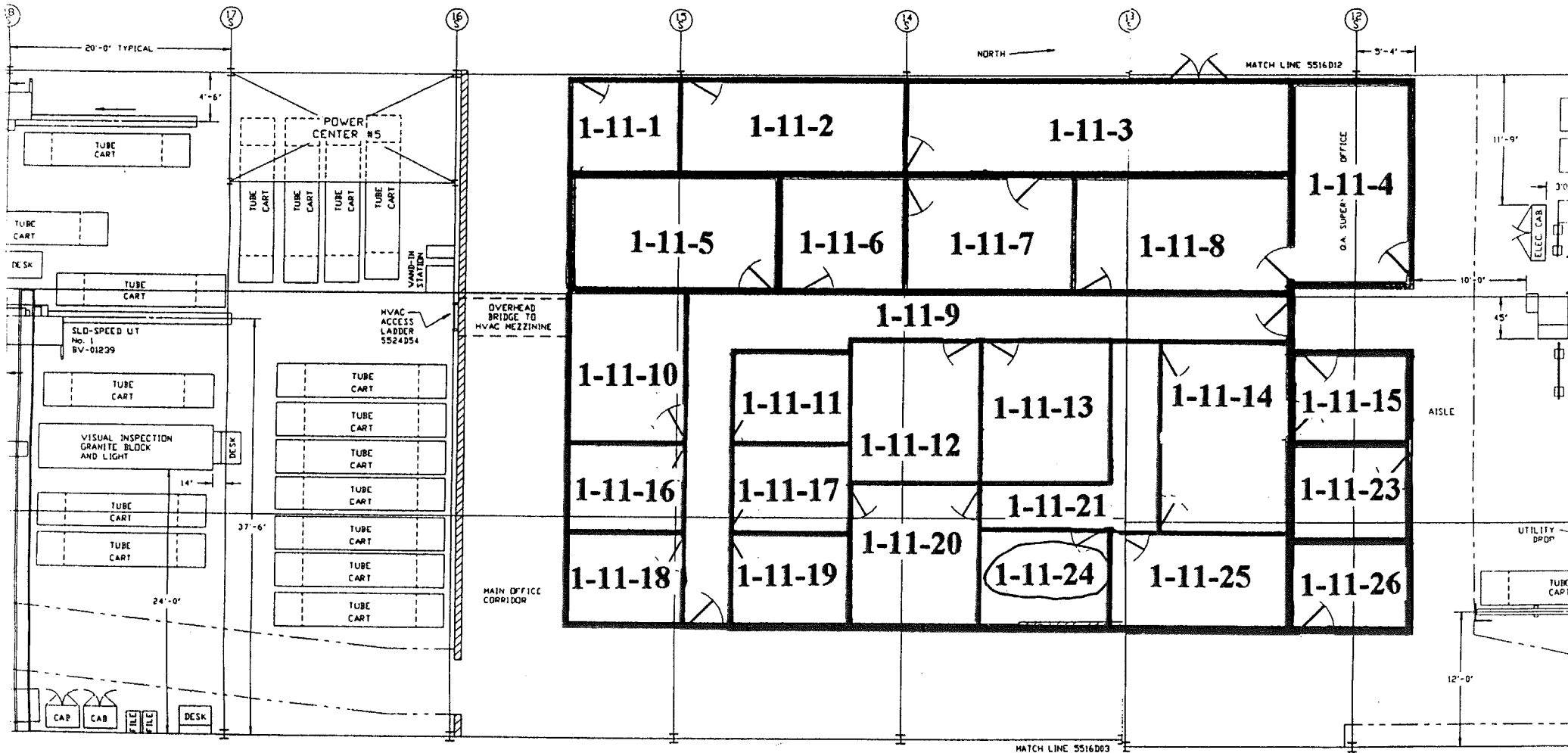
Application Revision: 3  
 Application Version: Standard

Batch ID: Blairsville 1-11-24 lower

Carrier	Alpha Activity				Beta Activity				Count time (min)	Alpha CPM	Beta CPM	Completion Date - Time
	DPM	$\sigma$	flags	MDA	DPM	$\sigma$	flags	MDA				
7	-0.822	1.48	<MDA	7.64	-2.87	1.93	<MDA	12.71	2.00	-0.279	-1.06	1/12/95 8:25
8	-0.822	1.48	<MDA	7.64	-4.21	1.39	<MDA	12.71	2.00	-0.279	-1.56	1/12/95 8:28

Alpha efficiency log file: th230ab Alpha Efficiency: 33.88% Alpha to Beta Crosstalk: 24.12% Alpha Background (CPM): 0.278571429 Alpha Correction Factor: 1.000
Beta efficiency log file: tc99ab Beta Efficiency: 37.13% Beta into Alpha Crosstalk: 0.03% Beta Background (CPM): 2.064285714 Beta Correction Factor: 1.000

# BAY 2 MAIN BUILDING MID BAY PRODUCTION OFFICE (UNIT 1-11)



5516D08 REV 14



# Blairsville Point Survey Form #003

Survey Serial #: **01-087**

Survey Section: **1**  
 Survey Unit: **11**  
 Survey Sub-unit: **25**

Classification: **3**  
 Survey Type: **Lower**

Survey Date: **12/19/94**  
 Count Date: **1/12/95**


Alpha Survey Instruments				
Inst. S/N	Inst. Code	Eff. %	Corr. Fac.	Bkg. CPM
1510	6	23.6	4.24	3

Beta Survey Instruments				
Inst. S/N	Inst. Code	Eff. %	Corr. Fac.	Bkg. CPM
1593	11	37.5	2.67	237

Gamma or Beta/Gamma Instruments			
Inst. S/N	Inst. Code	Bkg.	Detection Type
1522	22	0.01	Beta / Gamma

Alpha Counting Instruments				
Inst. S/N	Inst. Code	Eff. %	Corr. Fac.	Bkg. CPM
13295	2	33.88	2.95	0.28

Beta Counting Instruments				
Inst. S/N	Inst. Code	Eff. %	Corr. Fac.	Bkg. CPM
13295	3	37.13	2.69	2.06

Surveyor: **V. Taylor / J. Shoemaker**  
 Signature: 

Surface Description	Coordinates		Gamma at 1m	Gamma Inst.	Beta/Gamma Contact	Beta/Gamma	Contact Gross 1 min. Count	Alpha Inst.	Contact Gross 1 min. Count	Beta Inst.	Scan Contact Gross CPM		Removable DPM/100 cm2	Alpha Count	Removable DPM/100 cm2	Beta Count	Comments
	X	Y	uR/hr	Code	mR/hr	Code	Alpha	Code	Beta	Code	Max Beta	Avg Beta	Alpha	Code	Beta	Code	
Floor	1	-2	---	---	0.011	22	3	6	228	11	293	180	0.65	2	-2.87	3	Tile
Floor	1	-4	---	---	0.01	22	5	6	231	11	276	200	0.65	2	-2.87	3	Tile

**LB5100-W Low Background Counting System -- Smear Analysis**

Date: 1/12/95  
 Counting Unit id: 1  
 Data file name: C:\LBXL\UNIT1\B01-087.XLD  
 Batch Ended: 1/12/95 8:32  
 Crosstalk Correction: Not Applied

Alpha activity action level (DPM): 20.00  
 Beta activity action level (DPM): 200.00  
 Certainty level for MDA and flags: 95.00%  
 High Voltage Setting: 1410

Application Revision: 3  
 Application Version: Standard

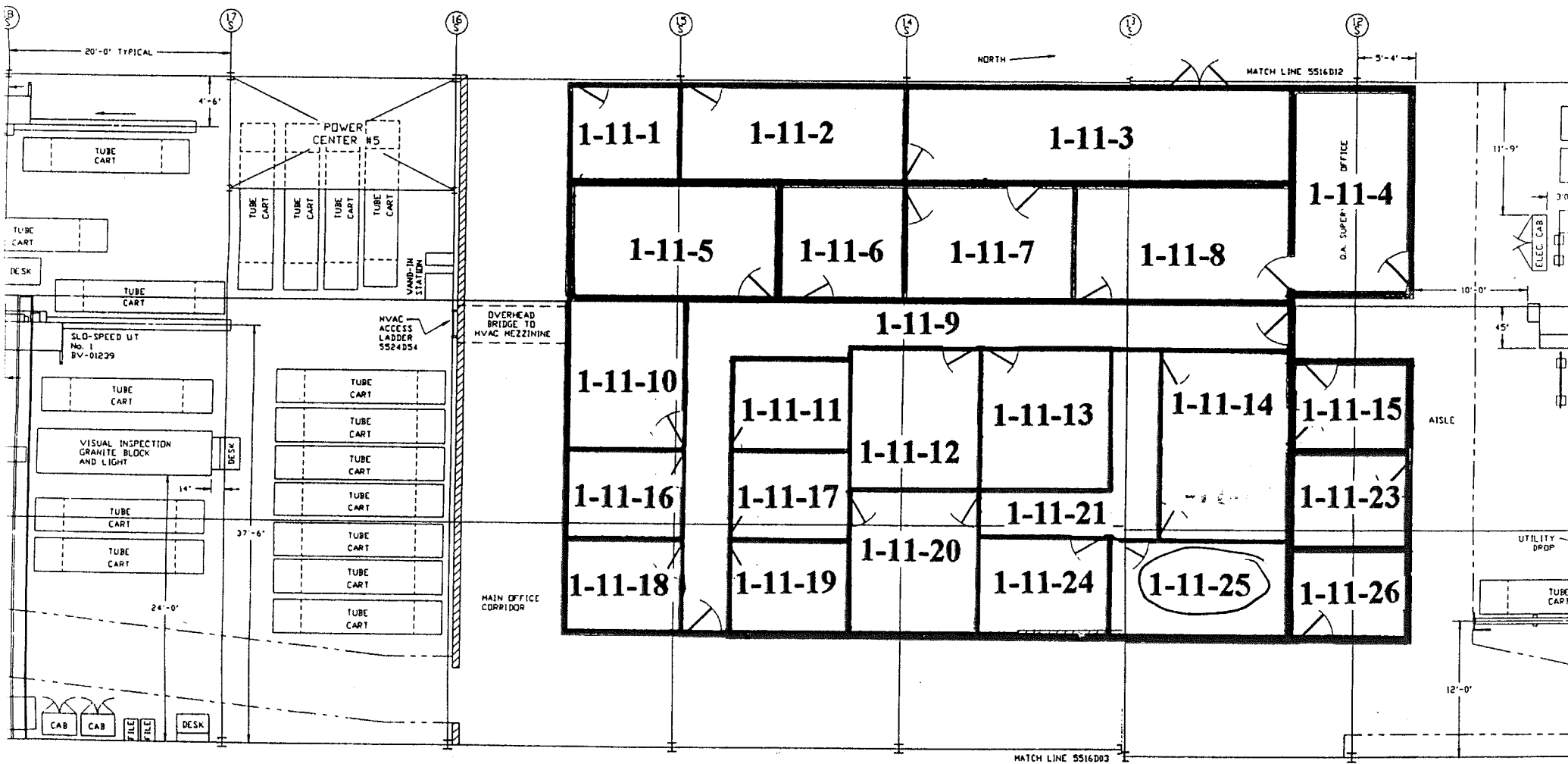
Batch ID: Blairsville 1-11-25 lower

Carrier	Alpha Activity				Beta Activity				Count time (min)	Alpha CPM	Beta CPM	Completion Date - Time
	DPM	$\sigma$	flags	MDA	DPM	$\sigma$	flags	MDA				
9	0.654	1.48	<MDA	7.64	-2.87	1.93	<MDA	12.71	2.00	0.221	-1.06	1/12/95 8:30
10	0.654	1.48	<MDA	7.64	-2.87	1.93	<MDA	12.71	2.00	0.221	-1.06	1/12/95 8:32

Alpha efficiency log file: th230ab Alpha Efficiency: 33.88% Alpha to Beta Crosstalk: 24.12% Alpha Background (CPM): 0.278571429 Alpha Correction Factor: 1.000
Beta efficiency log file: tc99ab Beta Efficiency: 37.13% Beta into Alpha Crosstalk: 0.03% Beta Background (CPM): 2.064285714 Beta Correction Factor: 1.000



# BAY 2 MAIN BUILDING MID BAY PRODUCTION OFFICE (UNIT 1-11)



5516D08 REV 14



# Blairsville Point Survey Form #003

Survey Serial #:	01-088
------------------	--------

Survey Section:	1
Survey Unit:	11
Survey Sub-unit:	26

Classification:	3
Survey Type:	Lower

Survey Date:	12/19/94
Count Date:	1/17/95


Alpha Survey Instruments				
Inst. S/N	Inst. Code	Eff. %	Corr. Fac.	Bkg. CPM
1510	6	23.6	4.24	3

Alpha Counting Instruments				
Inst. S/N	Inst. Code	Eff. %	Corr. Fac.	Bkg. CPM
13295	2	33.88	2.95	0.28

Beta Survey Instruments				
Inst. S/N	Inst. Code	Eff. %	Corr. Fac.	Bkg. CPM
1593	11	37.5	2.67	237

Beta Counting Instruments				
Inst. S/N	Inst. Code	Eff. %	Corr. Fac.	Bkg. CPM
13295	3	37.13	2.69	2.06

Gamma or Beta/Gamma Instruments			
Inst. S/N	Inst. Code	Bkg.	Detection Type
1522	22	0.01	Beta / Gamma

Surveyor:	V. Taylor / J. Shoemaker
Signature:	

Surface Description	Coordinates		Gamma at 1m uR/hr	Gamma Inst. Code	Beta/Gamma Contact mR/hr	Beta/Gamma Code	Contact Gross 1 min. Count Alpha	Alpha Inst. Code	Contact Gross 1 min. Count Beta	Beta Inst. Code	Scan Contact Gross CPM		Removable DPM/100 cm2 Alpha	Alpha Count Code	Removable DPM/100 cm2 Beta	Beta Count Code	Comments
	X	Y									Max Beta	Avg Beta					
Floor	1.5	-2	---	---	0.013	22	5	6	248	11	302	200	-0.82	2	-1.52	3	Tile

**LB5100-W Low Background Counting System -- Smear Analysis**

Date: 1/17/95  
 Counting Unit id: 1  
 Data file name: C:\LBXL\UNIT1\B01-088.XLD  
 Batch Ended: 1/17/95 9:36  
 Crosstalk Correction: Not Applied

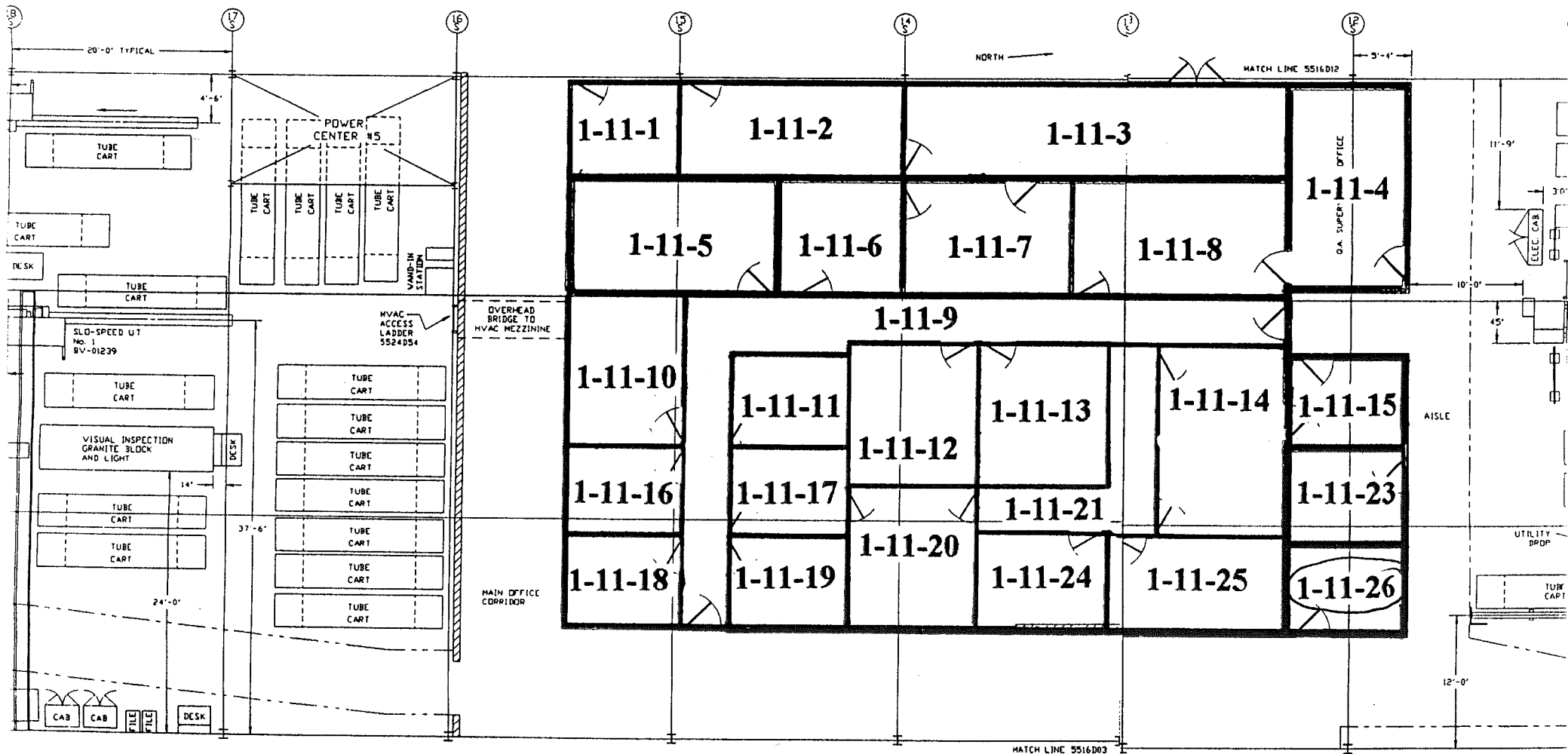
Alpha activity action level (DPM): 20.00  
 Beta activity action level (DPM): 200.00  
 Certainty level for MDA and flags: 95.00%  
 High Voltage Setting: 1410  
 Application Revision: 3  
 Application Version: Standard

Alpha efficiency log file: th230ab Alpha Efficiency: 33.88% Alpha to Beta Crosstalk: 24.12% Alpha Background (CPM): 0.278571429 Alpha Correction Factor: 1.000			
Beta efficiency log file: tc99ab Beta Efficiency: 37.13% Beta into Alpha Crosstalk: 0.03% Beta Background (CPM): 2.064285714 Beta Correction Factor: 1.000			
Count time (min)	Alpha CPM	Beta CPM	Completion Date - Time
2.00	-0.279	-0.56	1/17/95 9:36

Batch ID: Blairsville 1-11-26 lower

Carrier	Alpha Activity				Beta Activity			
	DPM	$\sigma$	flags	MDA	DPM	$\sigma$	flags	MDA
1	-0.822	1.48	<MDA	7.64	-1.52	2.36	<MDA	12.71

# BAY 2 MAIN BUILDING MID BAY PRODUCTION OFFICE (UNIT 1-11)



5516D08 REV 14



# Blairsville Point Survey Form #003

Survey Serial #:	01-089
------------------	--------

Survey Section:	1
Survey Unit:	19
Survey Sub-unit:	3

Classification:	3
Survey Type:	Lower

Survey Date:	12/20/94
Count Date:	1/17/95


Alpha Survey Instruments				
Inst. S/N	Inst. Code	Eff. %	Corr. Fac.	Bkg. CPM
1510	6	23.6	4.24	6

Alpha Counting Instruments				
Inst. S/N	Inst. Code	Eff. %	Corr. Fac.	Bkg. CPM
13295	2	33.88	2.95	0.28

Beta Survey Instruments				
Inst. S/N	Inst. Code	Eff. %	Corr. Fac.	Bkg. CPM
1593	11	37.5	2.67	341

Beta Counting Instruments				
Inst. S/N	Inst. Code	Eff. %	Corr. Fac.	Bkg. CPM
13295	3	37.13	2.69	2.06

Gamma or Beta/Gamma Instruments			
Inst. S/N	Inst. Code	Bkg.	Detection Type
1522	22	0.008	Beta / Gamma
234	23	7	Gamma

Surveyor:	C. Vergari / J. Shoemaker
Signature:	

Surface Description	Coordinates		Gamma at 1m	Gamma Inst.	Beta/Gamma Contact	Beta/Gamma Code	Contact Gross 1 min. Count	Alpha Inst. Code	Contact Gross 1 min. Count	Beta Inst. Code	Scan Contact Gross CPM		Removable DPM/100 cm2	Alpha Count	Removable DPM/100 cm2	Beta Count	Comments
	X	Y	uR/hr	Code	mR/hr	Code	Alpha	Code	Beta	Code	Max Beta	Avg Beta	Alpha	Code	Beta	Code	
Floor	1	-1	7	23	0.014	22	3	6	320	11	400	240	0.65	2	-0.17	3	Concrete
Floor	1	-2	7	23	0.017	22	3	6	313	11	390	250	-0.82	2	1.17	3	Concrete
Floor	1	-3.5	7	23	0.01	22	1	6	343	11	490	250	-0.82	2	-1.52	3	Concrete
Floor	2	-1	7	23	0.013	22	4	6	359	11	389	250	-0.82	2	-2.87	3	Concrete
Floor	2	-2	7	23	0.015	22	4	6	317	11	434	275	-0.82	2	-1.52	3	Concrete
Floor	2	-3	8	23	0.01	22	3	6	346	11	424	250	-0.82	2	-2.87	3	Concrete
Floor	2	-4	8	23	0.014	22	3	6	325	11	506	250	-0.82	2	-2.87	3	Concrete
Floor	3	-1	8	23	0.011	22	2	6	313	11	338	250	-0.82	2	-5.56	3	Concrete
Floor	3	-2	8	23	0.011	22	5	6	354	11	454	250	-0.82	2	-4.21	3	Concrete
Floor	3	-4	7	23	0.013	22	4	6	361	11	407	275	-0.82	2	2.52	3	Concrete

**LB5100-W Low Background Counting System -- Smear Analysis**

Date: 1/17/95  
 Counting Unit id: 1  
 Data file name: C:\LBXL\UNIT1\B01-089.XLD  
 Batch Ended: 1/17/95 9:58  
 Crosstalk Correction: Not Applied

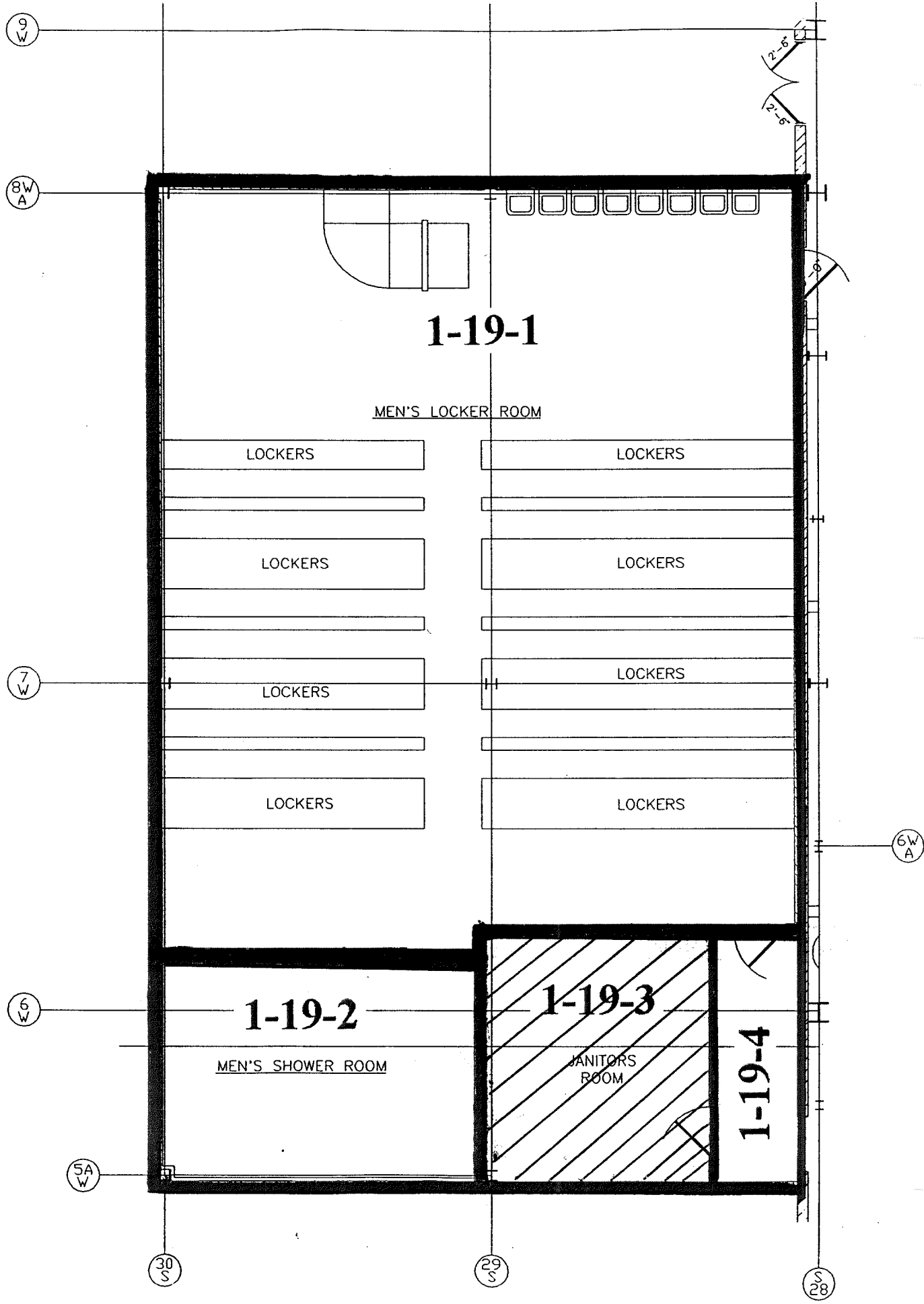
Alpha activity action level (DPM): 20.00  
 Beta activity action level (DPM): 200.00  
 Certainty level for MDA and flags: 95.00%  
 High Voltage Setting: 1410

Application Revision: 3  
 Application Version: Standard

Alpha efficiency log file: th230ab Alpha Efficiency: 33.88% Alpha to Beta Crosstalk: 24.12% Alpha Background (CPM): 0.278571429 Alpha Correction Factor: 1.000			
Beta efficiency log file: tc99ab Beta Efficiency: 37.13% Beta into Alpha Crosstalk: 0.03% Beta Background (CPM): 2.064285714 Beta Correction Factor: 1.000			
Count time (min)	Alpha CPM	Beta CPM	Completion Date - Time
2.00	0.221	-0.06	1/17/95 9:38
2.00	-0.279	0.44	1/17/95 9:40
2.00	-0.279	-0.56	1/17/95 9:43
2.00	-0.279	-1.06	1/17/95 9:45
2.00	-0.279	-0.56	1/17/95 9:47
2.00	-0.279	-1.06	1/17/95 9:49
2.00	-0.279	-1.06	1/17/95 9:51
2.00	-0.279	-2.06	1/17/95 9:54
2.00	-0.279	-1.56	1/17/95 9:56
2.00	-0.279	0.94	1/17/95 9:58

Batch ID: Blairsville 1-19-3 lower

Carrier	Alpha Activity				Beta Activity			
	DPM	$\sigma$	flags	MDA	DPM	$\sigma$	flags	MDA
2	0.654	1.48	<MDA	7.64	-0.17	2.71	<MDA	12.71
3	-0.822	1.48	<MDA	7.64	1.17	3.03	<MDA	12.71
4	-0.822	1.48	<MDA	7.64	-1.52	2.36	<MDA	12.71
5	-0.822	1.48	<MDA	7.64	-2.87	1.93	<MDA	12.71
6	-0.822	1.48	<MDA	7.64	-1.52	2.36	<MDA	12.71
7	-0.822	1.48	<MDA	7.64	-2.87	1.93	<MDA	12.71
8	-0.822	1.48	<MDA	7.64	-2.87	1.93	<MDA	12.71
9	-0.822	1.48	<MDA	7.64	-5.56	1.39	<MDA	12.71
10	-0.822	1.48	<MDA	7.64	-4.21	1.39	<MDA	12.71
11	-0.822	1.48	<MDA	7.64	2.52	3.32	<MDA	12.71



# Blairsville Point Survey Form #003

Survey Serial #:	01-090
Survey Section:	1
Survey Unit:	19
Survey Sub-unit:	1

Alpha Survey Instruments				
Inst. S/N	Inst. Code	Eff. %	Corr. Fac.	Bkg. CPM
1517	7	19.1	5.24	4


Beta Survey Instruments				
Inst. S/N	Inst. Code	Eff. %	Corr. Fac.	Bkg. CPM
1595	12	32.2	3.11	355

Gamma or Beta/Gamma Instruments			
Inst. S/N	Inst. Code	Bkg.	Detection Type
234	23	8.5	Gamma
1522	22	0.01	Beta / Gamma

Classification:	3
Survey Type:	Lower

Alpha Counting Instruments				
Inst. S/N	Inst. Code	Eff. %	Corr. Fac.	Bkg. CPM
13295	2	33.88	2.95	0.28

Beta Counting Instruments				
Inst. S/N	Inst. Code	Eff. %	Corr. Fac.	Bkg. CPM
13295	3	37.13	2.69	2.06

Surveyor:	C. Vergani / V. Taylor
Signature:	

Surface Description	Coordinates		Gamma at 1m	Gamma Inst.	Beta/Gamma Contact	Beta/Gamma Code	Contact Gross 1 min. Count	Alpha Inst.	Contact Gross 1 min. Count	Beta Inst.	Scan Contact Gross CPM		Removable DPM/100 cm2	Alpha Count	Removable DPM/100 cm2	Beta Count	Comments
	X	Y	uR/hr	Code	mR/hr	Code	Alpha	Code	Beta	Code	Max Beta	Avg Beta	Alpha	Code	Beta	Code	
Floor	2	-2	7	23	0.014	22	5	7	378	12	485	345	-0.82	2	-2.87	3	Concrete - painted
Floor	2	-4	6	23	0.016	22	3	7	373	12	432	300	-0.82	2	-4.21	3	Concrete - painted
Floor	2	-6	6.5	23	0.007	22	2	7	342	12	499	340	-0.82	2	1.17	3	Concrete - painted
Floor	2	-8	6	23	0.012	22	3	7	375	12	449	340	-0.82	2	-0.17	3	Concrete - painted
Floor	2	-10	8	23	0.023	22	1	7	434	12	568	400	-0.82	2	1.17	3	Concrete - painted
Floor	4	-2	7	23	0.012	22	4	7	329	12	471	320	-0.82	2	-1.52	3	Concrete - painted
Floor	4	-4	7	23	0.013	22	4	7	381	12	542	350	-0.82	2	-1.52	3	Concrete - painted
Floor	4	-6.5	7	23	0.012	22	3	7	352	12	514	320	-0.82	2	-0.17	3	Concrete - painted
Floor	4	-8	6	23	0.014	22	4	7	346	12	600	310	-0.82	2	-2.87	3	Concrete - painted
Floor	4	-10	7	23	0.013	22	1	7	383	12	500	380	-0.82	2	1.17	3	Concrete - painted
Floor	6	-2	5	23	0.009	22	2	7	399	12	497	380	-0.82	2	-4.21	3	Concrete - painted
Floor	6	-4	5.5	23	0.013	22	4	7	360	12	494	370	0.65	2	-0.17	3	Concrete - painted
Floor	6	-6	5	23	0.006	22	4	7	369	12	465	340	0.65	2	-4.21	3	Concrete - painted
Floor	6	-8	5	23	0.02	22	3	7	380	12	451	330	0.65	2	1.17	3	Concrete - painted
Floor	6	-10	6	23	0.011	22	2	7	369	12	485	360	2.13	2	-1.52	3	Concrete - painted
Floor	8	-2	5.5	23	0.009	22	8	7	403	12	415	320	-0.82	2	-2.87	3	Concrete - painted
Floor	8	-4	4.5	23	0.013	22	3	7	414	12	479	330	-0.82	2	-2.87	3	Concrete - painted
Floor	8	-6.5	4	23	0.013	22	3	7	372	12	561	340	-0.82	2	1.17	3	Concrete - painted
Floor	8	-8	5	23	0.015	22	8	7	342	12	427	320	-0.82	2	-0.17	3	Concrete - painted
Floor	8	-10	5	23	0.011	22	4	7	368	12	493	350	0.65	2	1.17	3	Concrete - painted
Floor	10	-2	6	23	0.012	22	4	7	380	12	421	320	0.65	2	-2.87	3	Concrete - painted
Floor	10	-4	6	23	0.015	22	7	7	351	12	427	360	-0.82	2	1.17	3	Concrete - painted
Floor	10	-6	5	23	0.015	22	6	7	390	12	404	340	0.65	2	1.17	3	Concrete - painted



# Blairsville Point Survey Form #003

Survey Serial #:	01-090
------------------	--------

Survey Section:	1
-----------------	---

Survey Unit:	19
--------------	----

Survey Sub-unit:	1
------------------	---

Classification:	3
-----------------	---

Survey Type:	Lower
--------------	-------

Survey Date:	12/22/94
--------------	----------

Count Date:	1/17/95
-------------	---------

Alpha Survey Instruments				
Inst. S/N	Inst. Code	Eff. %	Corr. Fac.	Bkg. CPM
1517	7	19.1	5.24	4

Beta Survey Instruments				
Inst. S/N	Inst. Code	Eff. %	Corr. Fac.	Bkg. CPM
1595	12	32.2	3.11	355

Gamma or Beta/Gamma Instruments			
Inst. S/N	Inst. Code	Bkg.	Detection Type
234	23	8.5	Gamma
1522	22	0.01	Beta / Gamma

Alpha Counting Instruments				
Inst. S/N	Inst. Code	Eff. %	Corr. Fac.	Bkg. CPM
13295	2	33.88	2.95	0.28

Beta Counting Instruments				
Inst. S/N	Inst. Code	Eff. %	Corr. Fac.	Bkg. CPM
13295	3	37.13	2.69	2.06

Surveyor:	C. Vergari / V. Taylor
Signature:	

Surface Description	Coordinates		Gamma at 1m	Gamma Inst.	Beta/Gamma Contact	Beta/Gamma	Contact Gross 1 min. Count	Alpha Inst.	Contact Gross 1 min. Count	Beta Inst.	Scan Contact Gross CPM		Removable DPM/100 cm <sup>2</sup>	Alpha Count	Removable DPM/100 cm <sup>2</sup>	Beta Count	Comments
	X	Y	uR/hr	Code	mR/hr	Code	Alpha	Beta	Code	Max Beta	Avg Beta	Alpha	Beta	Code			
Floor	10	-8	5	23	0.013	22	5	7	374	12	432	340	-0.82	2	-4.21	3	Concrete - painted
Floor	10	-10	6.5	23	0.014	22	8	7	392	12	461	350	0.65	2	-4.21	3	Concrete - painted
Floor	13	-1	9	23	0.021	22	10	7	427	12	559	370	-0.82	2	-2.87	3	Concrete - painted
Floor	13	-4	9	23	0.016	22	6	7	408	12	576	400	2.13	2	-0.17	3	Concrete - painted
Floor	13	-6.5	8	23	0.018	22	7	7	429	12	542	420	-0.82	2	-0.17	3	Concrete - painted
Floor	13	-8	9	23	0.021	22	5	7	444	12	530	370	-0.82	2	-1.52	3	Concrete - painted
Floor	13	-10	8	23	0.016	22	3	7	426	12	568	420	-0.82	2	-1.52	3	Concrete - painted
Floor	13	-11	10	23	0.008	22	5	7	433	12	536	390	-0.82	2	-0.17	3	Concrete - painted
Floor	14	-6.5	9	23	0.012	22	3	7	408	12	527	420	-0.82	2	2.52	3	Concrete - painted

# LB5100-W Low Background Counting System – Smear Analysis

Date: 1/17/95  
 Counting Unit id: 1  
 Data file name: C:\LBXL\UNIT1\B01-090.XLD  
 Batch Ended: 1/17/95 11:08  
 Crosstalk Correction: Not Applied

Alpha activity action level (DPM): 20.00  
 Beta activity action level (DPM): 200.00  
 Certainty level for MDA and flags: 95.00%  
 High Voltage Setting: 1410

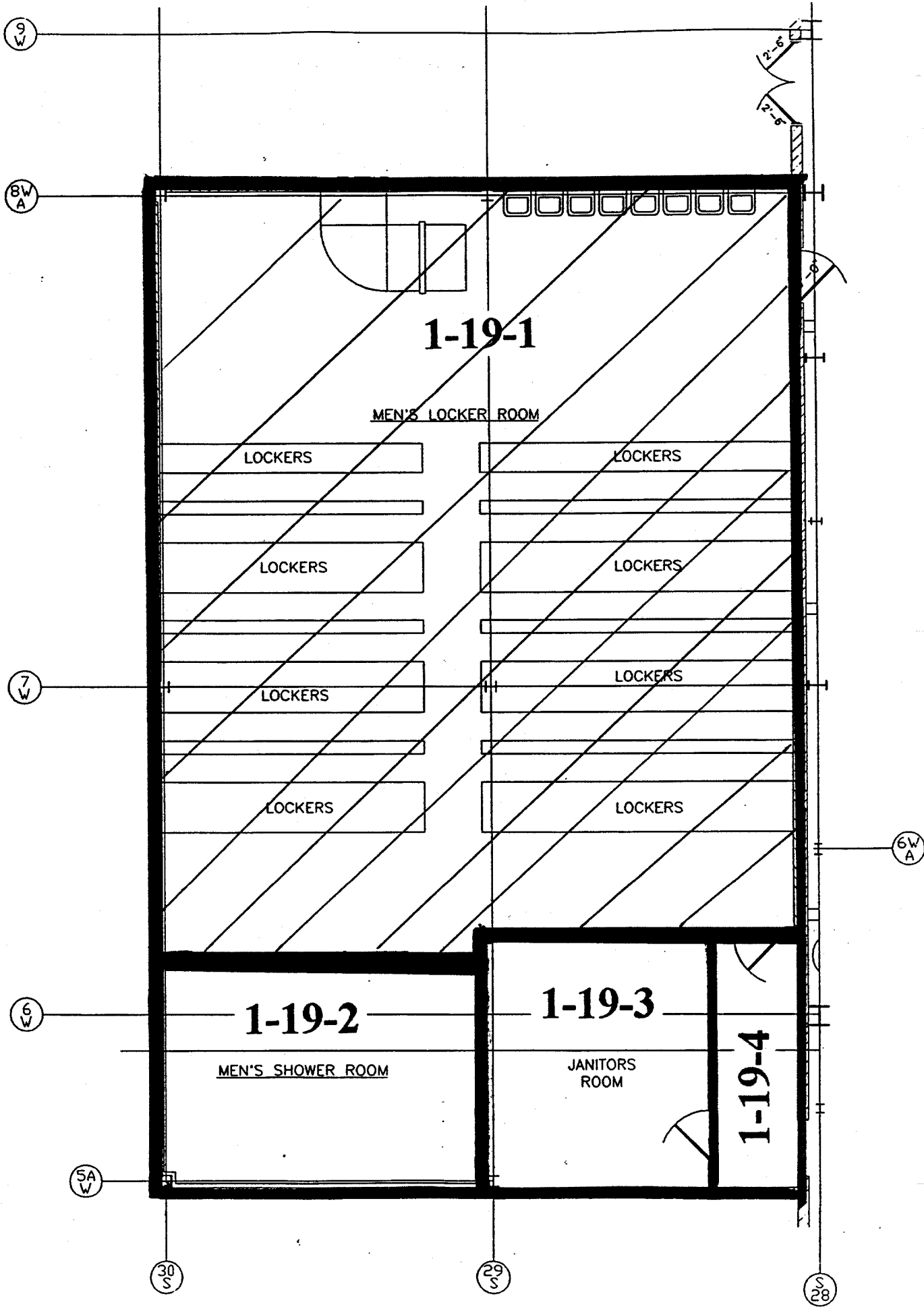
Application Revision: 3  
 Application Version: Standard

Alpha efficiency log file: th230ab  
 Alpha Efficiency: 33.88%  
 Alpha to Beta Crosstalk: 24.12%  
 Alpha Background (CPM): 0.278571429  
 Alpha Correction Factor: 1.000

Beta efficiency log file: tc99ab  
 Beta Efficiency: 37.13%  
 Beta into Alpha Crosstalk: 0.03%  
 Beta Background (CPM): 2.064285714  
 Beta Correction Factor: 1.000

Batch ID: Blairsville 1-19-1 lower

Carrier	Alpha Activity				Beta Activity				Count time (min)	Alpha CPM	Beta CPM	Completion Date - Time
	DPM	$\sigma$	flags	MDA	DPM	$\sigma$	flags	MDA				
12	-0.822	1.48	<MDA	7.64	-2.87	1.93	<MDA	12.71	2.00	-0.279	-1.06	1/17/95 10:00
13	-0.822	1.48	<MDA	7.64	-4.21	1.39	<MDA	12.71	2.00	-0.279	-1.56	1/17/95 10:02
14	-0.822	1.48	<MDA	7.64	1.17	3.03	<MDA	12.71	2.00	-0.279	0.44	1/17/95 10:05
15	-0.822	1.48	<MDA	7.64	-0.17	2.71	<MDA	12.71	2.00	-0.279	-0.06	1/17/95 10:07
16	-0.822	1.48	<MDA	7.64	1.17	3.03	<MDA	12.71	2.00	-0.279	0.44	1/17/95 10:09
17	-0.822	1.48	<MDA	7.64	-1.52	2.36	<MDA	12.71	2.00	-0.279	-0.56	1/17/95 10:11
18	-0.822	1.48	<MDA	7.64	-1.52	2.36	<MDA	12.71	2.00	-0.279	-0.56	1/17/95 10:13
19	-0.822	1.48	<MDA	7.64	-0.17	2.71	<MDA	12.71	2.00	-0.279	-0.06	1/17/95 10:16
20	-0.822	1.48	<MDA	7.64	-2.87	1.93	<MDA	12.71	2.00	-0.279	-1.06	1/17/95 10:18
21	-0.822	1.48	<MDA	7.64	1.17	3.03	<MDA	12.71	2.00	-0.279	0.44	1/17/95 10:20
22	-0.822	1.48	<MDA	7.64	-4.21	1.39	<MDA	12.71	2.00	-0.279	-1.56	1/17/95 10:22
23	0.654	1.48	<MDA	7.64	-0.17	2.71	<MDA	12.71	2.00	0.221	-0.06	1/17/95 10:24
24	0.654	1.48	<MDA	7.64	-4.21	1.39	<MDA	12.71	2.00	0.221	-1.56	1/17/95 10:26
25	0.654	1.48	<MDA	7.64	1.17	3.03	<MDA	12.71	2.00	0.221	0.44	1/17/95 10:29
26	2.129	2.09	<AL	7.64	-1.52	2.36	<MDA	12.71	2.00	0.721	-0.56	1/17/95 10:31
27	-0.822	1.48	<MDA	7.64	-2.87	1.93	<MDA	12.71	2.00	-0.279	-1.06	1/17/95 10:33
28	-0.822	1.48	<MDA	7.64	-2.87	1.93	<MDA	12.71	2.00	-0.279	-1.06	1/17/95 10:35
29	-0.822	1.48	<MDA	7.64	1.17	3.03	<MDA	12.71	2.00	-0.279	0.44	1/17/95 10:38
30	-0.822	1.48	<MDA	7.64	-0.17	2.71	<MDA	12.71	2.00	-0.279	-0.06	1/17/95 10:40
31	0.654	1.48	<MDA	7.64	1.17	3.03	<MDA	12.71	2.00	0.221	0.44	1/17/95 10:42
32	0.654	1.48	<MDA	7.64	-2.87	1.93	<MDA	12.71	2.00	0.221	-1.06	1/17/95 10:44
33	-0.822	1.48	<MDA	7.64	1.17	3.03	<MDA	12.71	2.00	-0.279	0.44	1/17/95 10:46
34	0.654	1.48	<MDA	7.64	1.17	3.03	<MDA	12.71	2.00	0.221	0.44	1/17/95 10:49
35	-0.822	1.48	<MDA	7.64	-4.21	1.39	<MDA	12.71	2.00	-0.279	-1.56	1/17/95 10:51



# Blairsville Point Survey Form #003

Survey Serial #:	01-091
Survey Section:	1
Survey Unit:	19
Survey Sub-unit:	4

Alpha Survey Instruments				
Inst. S/N	Inst. Code	Eff. %	Corr. Fac.	Bkg. CPM
1517	7	19.1	5.24	10


Beta Survey Instruments				
Inst. S/N	Inst. Code	Eff. %	Corr. Fac.	Bkg. CPM
1595	12	32.2	3.11	371

Gamma or Beta/Gamma Instruments			
Inst. S/N	Inst. Code	Bkg.	Detection Type
234	23	7	Gamma
1522	22	0.012	Beta / Gamma

Classification:	3
Survey Type:	Lower

Alpha Counting Instruments				
Inst. S/N	Inst. Code	Eff. %	Corr. Fac.	Bkg. CPM
13295	2	33.88	2.95	0.28

Beta Counting Instruments				
Inst. S/N	Inst. Code	Eff. %	Corr. Fac.	Bkg. CPM
13295	3	37.13	2.69	2.06

Surveyor:	C. Vergari / V. Taylor
Signature:	

Surface Description	Coordinates		Gamma at 1m	Gamma Inst.	Beta/Gamma Contact	Beta/Gamma Code	Contact Gross 1 min. Count	Alpha Inst. Code	Contact Gross 1 min. Count	Beta Inst. Code	Scan Contact Gross CPM		Removable DPM/100 cm2	Alpha Count	Removable DPM/100 cm2	Beta Count	Comments
	X	Y	uR/hr	Code	mR/hr	Code	Alpha	Code	Beta	Code	Max Beta	Avg Beta	Alpha	Code	Beta	Code	
Floor	1	-1	7	23	0.013	22	5	7	397	12	519	360	0.65	2	-2.87	3	Concrete - painted
Floor	2	-1	8	23	0.011	22	1	7	388	12	517	350	-0.82	2	2.52	3	Concrete - painted
Floor	3	-1	7	23	0.014	22	1	7	384	12	470	360	0.65	2	-2.87	3	Concrete - painted

**LB5100-W Low Background Counting System – Smear Analysis**

Date: 1/17/95  
 Counting Unit id: 1  
 Data file name: C:\LBXL\UNIT1\B01-091.XLD  
 Batch Ended: 1/17/95 11:15  
 Crosstalk Correction: Not Applied

Alpha activity action level (DPM): 20.00  
 Beta activity action level (DPM): 200.00  
 Certainty level for MDA and flags: 95.00%  
 High Voltage Setting: 1410  
 Application Revision: 3  
 Application Version: Standard

Alpha efficiency log file: th230ab Alpha Efficiency: 33.88% Alpha to Beta Crosstalk: 24.12% Alpha Background (CPM): 0.278571429 Alpha Correction Factor: 1.000
Beta efficiency log file: tc99ab Beta Efficiency: 37.13% Beta into Alpha Crosstalk: 0.03% Beta Background (CPM): 2.064285714 Beta Correction Factor: 1.000

Batch ID: Blairsville 1-19-4 lower

Carrier	Alpha Activity				Beta Activity				Count time (min)	Alpha CPM	Beta CPM	Completion Date - Time
	DPM	$\sigma$	flags	MDA	DPM	$\sigma$	flags	MDA				
44	0.654	1.48	<MDA	7.64	-2.87	1.93	<MDA	12.71	2.00	0.221	-1.06	1/17/95 11:11
45	-0.822	1.48	<MDA	7.64	2.52	3.32	<MDA	12.71	2.00	-0.279	0.94	1/17/95 11:13
46	0.654	1.48	<MDA	7.64	-2.87	1.93	<MDA	12.71	2.00	0.221	-1.06	1/17/95 11:15

9  
W

8W  
A

7  
W

6  
W

5A  
W

30  
S

29  
S

S  
28

2'-6"

2'-6"

**1-19-1**

MEN'S LOCKER ROOM

LOCKERS

LOCKERS

LOCKERS

LOCKERS

LOCKERS

LOCKERS

LOCKERS

LOCKERS

**1-19-2**

MEN'S SHOWER ROOM

**1-19-3**

JANITORS  
ROOM

**1-19-4**

# Blairsville Point Survey Form #003

Survey Serial #: **01-092**

Survey Section: **1**

Survey Unit: **19**

Survey Sub-unit: **2**

Classification: **3**

Survey Type: **Lower**

Survey Date: **12/22/94**

Count Date: **1/17/95**

Alpha Survey Instruments				
Inst. S/N	Inst. Code	Eff. %	Corr. Fac.	Bkg. CPM
1517	7	19.1	5.24	10

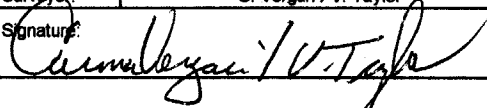
Beta Survey Instruments				
Inst. S/N	Inst. Code	Eff. %	Corr. Fac.	Bkg. CPM
1595	12	32.2	3.11	460

Gamma or Beta/Gamma Instruments			
Inst. S/N	Inst. Code	Bkg.	Detection Type
234	23	10	Gamma
1522	22	0.016	Beta / Gamma

Alpha Counting Instruments				
Inst. S/N	Inst. Code	Eff. %	Corr. Fac.	Bkg. CPM
13295	2	33.88	2.95	0.28

Beta Counting Instruments				
Inst. S/N	Inst. Code	Eff. %	Corr. Fac.	Bkg. CPM
13295	3	37.13	2.69	2.06

Surveyor: **C. Vergari / V. Taylor**

Signature: 

Surface Description	Coordinates		Gamma at 1m	Gamma Inst.	Beta/Gamma Contact	Beta/Gamma	Contact Gross	Alpha Inst.	Contact Gross	Beta Inst.	Scan Contact Gross CPM		Removable	Alpha Count	Removable	Beta Count	Comments
	X	Y	uR/hr	Code	mR/hr	Code	1 min. Count	Code	1 min. Count	Code	Max Beta	Avg Beta	DPM/100 cm2	Code	DPM/100 cm2	Code	
			Alpha	Beta	Alpha	Beta	Alpha	Beta	Alpha	Beta							
Floor	2	-2	11	23	0.013	22	7	7	421	12	494	390	-0.82	2	-2.87	3	Concrete - unpainted
Floor	2	-4	11	23	0.016	22	6	7	416	12	473	310	-0.82	2	-0.17	3	Concrete - unpainted

**LB5100-W Low Background Counting System -- Smear Analysis**

Date: 1/17/95  
 Counting Unit id: 1  
 Data file name: C:\LBXL\UNIT1\B01-092.XLD  
 Batch Ended: 1/17/95 11:19  
 Crosstalk Correction: Not Applied

Alpha activity action level (DPM): 20.00  
 Beta activity action level (DPM): 200.00  
 Certainty level for MDA and flags: 95.00%  
 High Voltage Setting: 1410

Application Revision: 3  
 Application Version: Standard

Batch ID: Blairsville 1-19-2 lower

Carrier	Alpha Activity				Beta Activity			
	DPM	$\sigma$	flags	MDA	DPM	$\sigma$	flags	MDA
47	-0.822	1.48	<MDA	7.64	-2.87	1.93	<MDA	12.71
48	-0.822	1.48	<MDA	7.64	-0.17	2.71	<MDA	12.71

Alpha efficiency log file: th230ab			
Alpha Efficiency: 33.88%			
Alpha to Beta Crosstalk: 24.12%			
Alpha Background (CPM): 0.278571429			
Alpha Correction Factor: 1.000			
Beta efficiency log file: tc99ab			
Beta Efficiency: 37.13%			
Beta into Alpha Crosstalk: 0.03%			
Beta Background (CPM): 2.064285714			
Beta Correction Factor: 1.000			
Count time (min)	Alpha CPM	Beta CPM	Completion Date - Time
2.00	-0.279	-1.06	1/17/95 11:17
2.00	-0.279	-0.06	1/17/95 11:19



9  
W

8W  
A

7  
W

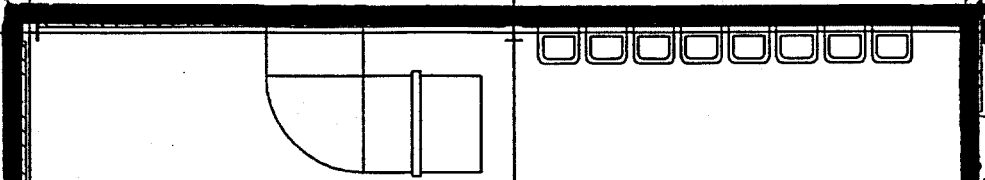
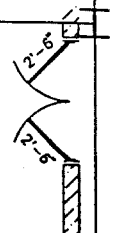
6  
W

5A  
W

30  
S

29  
S

S  
28



# 1-19-1

MEN'S LOCKER ROOM

LOCKERS

LOCKERS

LOCKERS

LOCKERS

LOCKERS

LOCKERS

LOCKERS

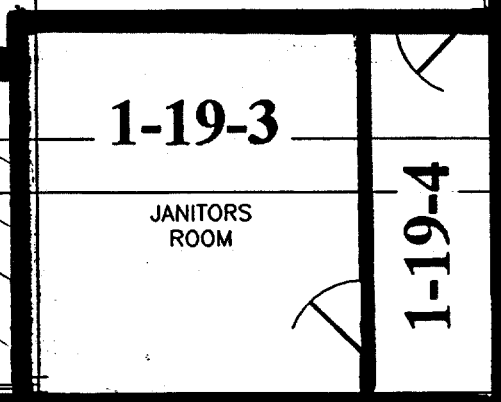
LOCKERS

5W  
A



# 1-19-2

MEN'S SHOWER ROOM



# 1-19-3

JANITORS ROOM

# 1-19-4

# Blairsville Point Survey Form #003

Survey Serial #:	<b>01-093</b>
------------------	---------------

Survey Section:	1
-----------------	---

Survey Unit:	6
--------------	---

Survey Sub-unit:	1
------------------	---

Classification:	3
-----------------	---

Survey Type:	Lower
--------------	-------

Survey Date:	12/26/94
--------------	----------

Count Date:	12/27/94
-------------	----------


Alpha Survey Instruments				
Inst. S/N	Inst. Code	Eff. %	Corr. Fac.	Bkg. CPM
1517	7	19.1	5.24	2

Beta Survey Instruments				
Inst. S/N	Inst. Code	Eff. %	Corr. Fac.	Bkg. CPM
1595	12	32.2	3.11	198

Gamma or Beta/Gamma Instruments			
Inst. S/N	Inst. Code	Bkg.	Detection Type
234	23	3	Gamma
1522	22	0.014	Beta / Gamma

Alpha Counting Instruments				
Inst. S/N	Inst. Code	Eff. %	Corr. Fac.	Bkg. CPM
13295	2	33.88	2.95	0.28

Beta Counting Instruments				
Inst. S/N	Inst. Code	Eff. %	Corr. Fac.	Bkg. CPM
13295	3	37.13	2.69	2.06

Surveyor:	J. Shoemaker / T. Brautigam
Signature:	

Surface Description	Coordinates		Gamma at 1m	Gamma Inst.	Beta/Gamma Contact	Beta/Gamma	Contact Gross 1 min. Count	Alpha Inst.	Contact Gross 1 min. Count	Beta Inst.	Scan Contact Gross CPM		Removable DPM/100 cm2	Alpha Count	Removable DPM/100 cm2	Beta Count	Comments
	X	Y	uR/hr	Code	mR/hr	Code	Alpha	Code	Beta	Code	Max Beta	Avg Beta	Alpha	Code	Beta	Code	
Steel Plate Floor	1	-0.5	3.5	23	0.01	22	8	7	253	12	318	250	-0.82	2	1.17	3	X-former platform
Steel Plate Floor	1	-1.5	2.5	23	0.012	22	3	7	261	12	323	230	-0.82	2	-2.87	3	X-former platform
Steel Plate Floor	2	-1.5	2.5	23	0.015	22	6	7	255	12	279	230	0.65	2	-5.56	3	X-former platform
Steel Plate Floor	1	-2.5	3	23	0.009	22	5	7	221	12	284	220	-0.82	2	-0.17	3	X-former platform
Steel Plate Floor	2	-2.5	3	23	0.013	22	3	7	256	12	236	200	0.65	2	2.52	3	X-former platform
Steel Plate Floor	2	-4	2.5	23	0.013	22	7	7	259	12	362	275	-0.82	2	-2.87	3	X-former platform
Steel Plate Floor	2	-5	2.5	23	0.009	22	7	7	239	12	357	280	0.65	2	-1.52	3	X-former platform
Steel Plate Floor	1	-6	3	23	0.007	22	2	7	275	12	377	300	0.65	2	1.17	3	X-former platform
Steel Plate Floor	2	-6	3	23	0.012	22	6	7	256	12	366	280		2		3	X-former platform

**LB5100-W Low Background Counting System -- Smear Analysis**

Date: 12/27/94  
 Counting Unit id: 1  
 Data file name: C:\LBXL\UNIT1\B01-093.XLD  
 Batch Ended: 12/27/94 13:52  
 Crosstalk Correction: Not Applied

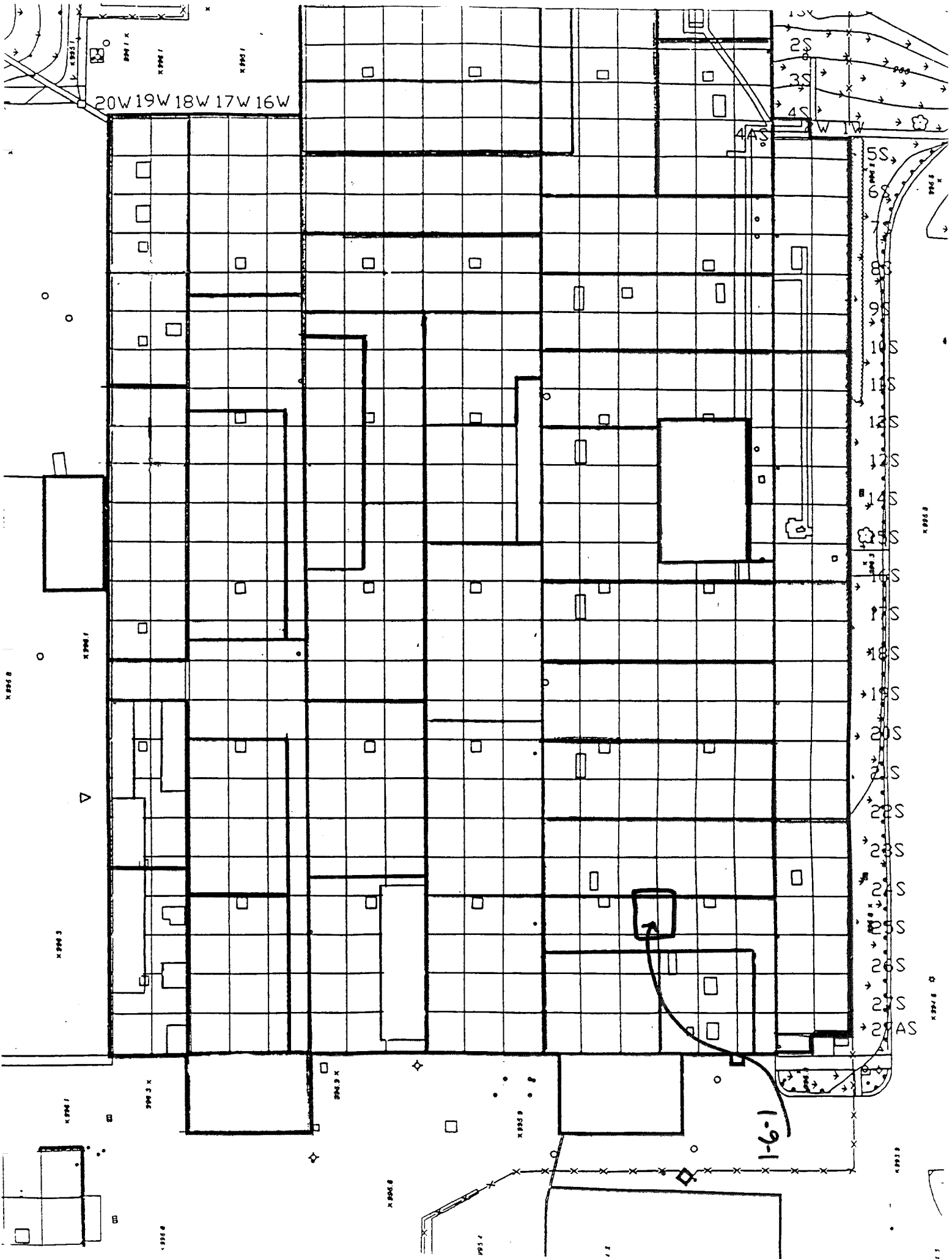
Alpha activity action level (DPM): 20.00  
 Beta activity action level (DPM): 200.00  
 Certainty level for MDA and flags: 95.00%  
 High Voltage Setting: 1410

Application Revision: 3  
 Application Version: Standard

Batch ID: Blairsville transformer platform

Alpha efficiency log file: th230ab Alpha Efficiency: 33.88% Alpha to Beta Crosstalk: 24.12% Alpha Background (CPM): 0.278571429 Alpha Correction Factor: 1.000			
Beta efficiency log file: tc99ab Beta Efficiency: 37.13% Beta into Alpha Crosstalk: 0.03% Beta Background (CPM): 2.064285714 Beta Correction Factor: 1.000			
Count	Alpha	Beta	Completion
time (min)	CPM	CPM	Date - Time
2.00	-0.279	0.44	12/27/94 13:36
2.00	-0.279	-1.06	12/27/94 13:38
2.00	0.221	-2.06	12/27/94 13:41
2.00	-0.279	-0.06	12/27/94 13:43
2.00	0.221	0.94	12/27/94 13:45
2.00	-0.279	-1.06	12/27/94 13:47
2.00	0.221	-0.56	12/27/94 13:49
2.00	0.221	0.44	12/27/94 13:52

Carrier	Alpha Activity				Beta Activity			
	DPM	$\sigma$	flags	MDA	DPM	$\sigma$	flags	MDA
1	-0.822	1.48	<MDA	7.64	1.17	3.03	<MDA	12.71
2	-0.822	1.48	<MDA	7.64	-2.87	1.93	<MDA	12.71
3	0.654	1.48	<MDA	7.64	-5.56	1.39	<MDA	12.71
4	-0.822	1.48	<MDA	7.64	-0.17	2.71	<MDA	12.71
5	0.654	1.48	<MDA	7.64	2.52	3.32	<MDA	12.71
6	-0.822	1.48	<MDA	7.64	-2.87	1.93	<MDA	12.71
7	0.654	1.48	<MDA	7.64	-1.52	2.36	<MDA	12.71
8	0.654	1.48	<MDA	7.64	1.17	3.03	<MDA	12.71



20W19W18W17W16W

2S  
3S  
4S  
5S  
6S  
7S  
8S  
9S  
10S  
11S  
12S  
12S  
14S  
15S  
16S  
17S  
18S  
19S  
20S  
21S  
22S  
23S  
24S  
25S  
26S  
27S  
28AS

1-6-1

X 2006 1

X 2006 2

X 2006 3

X 2006 4

X 2006 5

X 2006 6

X 2006 7

X 2006 8

X 2006 9

X 2006 10

X 2006 11

X 2006 12

X 2006 13

X 2006 14

X 2006 15

X 2006 16

X 2006 17

X 2006 18

X 2006 19

X 2006 20

X 2006 21

X 2006 22

X 2006 23

X 2006 24

X 2006 25

X 2006 26

X 2006 27

X 2006 28

X 2006 29

X 2006 30

X 2006 31

X 2006 32

X 2006 33

# Blairsville Point Survey Form #003

Survey Serial #: **01-094**

Survey Section: **1**

Survey Unit: **6**

Survey Sub-unit: **1**

Classification: **5**

Survey Type: **Lower**

Survey Date: **12/30/94**

Count Date: **1/18/95**

Alpha Survey Instruments				
Inst. S/N	Inst. Code	Eff. %	Corr. Fac.	Bkg. CPM
1510	6	23.6	4.24	5


Beta Survey Instruments				
Inst. S/N	Inst. Code	Eff. %	Corr. Fac.	Bkg. CPM
1593	11	37.5	2.67	194

Gamma or Beta/Gamma Instruments			
Inst. S/N	Inst. Code	Bkg.	Detection Type
1522	22	0.012	Beta / Gamma
234	23	5	Gamma

Alpha Counting Instruments				
Inst. S/N	Inst. Code	Eff. %	Corr. Fac.	Bkg. CPM
13295	2	33.88	2.95	0.28

Beta Counting Instruments				
Inst. S/N	Inst. Code	Eff. %	Corr. Fac.	Bkg. CPM
13295	3	37.13	2.69	2.06

Surveyor: **T. Brautigam / C. Vergari**

Signature: 

Surface Description	Coordinates		Gamma at 1m uR/hr	Gamma Inst. Code	Beta/Gamma Contact mR/hr	Beta/Gamma Code	Contact Gross 1 min. Count Alpha	Alpha Inst. Code	Contact Gross 1 min. Count Beta	Beta Inst. Code	Scan Contact Gross CPM		Removable DPM/100 cm2 Alpha	Alpha Count Code	Removable DPM/100 cm2 Beta	Beta Count Code	Comments
											Max Beta	Avg Beta					
	X	Y															
Floor	0	-6	5.5	23	0.009	22	2	7	321	11	352	270	0.65	2	-4.21	3	Scabbled concrete
Floor	1	-6	5	23	0.015	22	0	7	275	11	286	240	3.60	2	-0.17	3	Scabbled concrete
Floor	2	-6	5	23	0.012	22	2	7	307	11	363	290	0.65	2	-2.87	3	Scabbled concrete
Floor	3	-6	6	23	0.012	22	9	7	318	11	391	300	0.65	2	-1.52	3	Scabbled concrete
Floor	4	-6	5	23	0.014	22	4	7	309	11	367	270	-0.82	2	2.52	3	Scabbled concrete
Floor	5	-6	5	23	0.017	22	1	7	275	11	319	270	-0.82	2	-1.52	3	Scabbled concrete
Floor	6	-6	4	23	0.013	22	0	7	278	11	325	260	-0.82	2	-2.87	3	Scabbled concrete
Floor	7	-6	4	23	0.011	22	4	7	270	11	493	230	0.65	2	-4.21	3	Scabbled concrete
Floor	8	-6	4	23	0.007	22	6	7	331	11	332	240	-0.82	2	-2.87	3	Scabbled concrete
Floor	9	-6	4	23	0.009	22	3	7	267	11	367	250	-0.82	2	-0.17	3	Scabbled concrete
Floor	10	-6	5	23	0.009	22	4	7	279	11	426	280	-0.82	2	5.21	3	Scabbled concrete
Floor	11	-6	5	23	0.01	22	3	7	296	11	440	300	-0.82	2	-2.87	3	Scabbled concrete
Floor	12	-6	4	23	0.012	22	3	7	266	11	365	260	0.65	2	-0.17	3	Scabbled concrete
Floor	13	-6	4	23	0.011	22	3	7	312	11	480	280	2.13	2	-2.87	3	Scabbled concrete
Floor	14	-6	4	23	0.01	22	1	7	277	11	418	300	-0.82	2	-4.21	3	Scabbled concrete
Floor	15	-6	4	23	0.007	22	3	7	249	11	442	310	-0.82	2	-1.52	3	Scabbled concrete
Floor	16	-6	4	23	0.007	22	5	7	281	11	327	270	0.65	2	1.17	3	Scabbled concrete
Floor	17	-6	4	23	0.009	22	4	7	326	11	849	350	-0.82	2	1.17	3	Scabbled concrete
Floor	18	-6	5	23	0.014	22	3	7	276	11	4640	500	2.13	2	-4.21	3	Scabbled concrete - expansion joint
Floor	19	-6	5	23	0.012	22	1	7	295	11	472	280	0.65	2	-4.21	3	Scabbled concrete
Floor	20	-6	5	23	0.014	22	3	7	298	11	650	300	-0.82	2	-2.87	3	Scabbled concrete
Floor	21	-6	5	23	0.018	22	0	7	299	11	672	330	-0.82	2	-0.17	3	Scabbled concrete
Floor	21	-7	5	23	0.01	22	9	7	380	11	480	300	0.65	2	-1.52	3	Scabbled concrete

# Blairsville Point Survey Form #003

Survey Serial #: **01-094**

Survey Section: **1**

Survey Unit: **6**

Survey Sub-unit: **1**

Classification: **5**

Survey Type: **Lower**

Survey Date: **12/30/94**

Count Date: **1/18/95**

Alpha Survey Instruments				
Inst. S/N	Inst. Code	Eff. %	Corr. Fac.	Bkg. CPM
1510	6	23.6	4.24	5

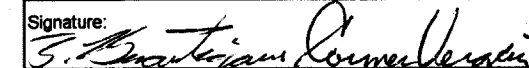
Beta Survey Instruments				
Inst. S/N	Inst. Code	Eff. %	Corr. Fac.	Bkg. CPM
1593	11	37.5	2.67	194

Gamma or Beta/Gamma Instruments			
Inst. S/N	Inst. Code	Bkg.	Detection Type
1522	22	0.012	Beta / Gamma
234	23	5	Gamma

Alpha Counting Instruments				
Inst. S/N	Inst. Code	Eff. %	Corr. Fac.	Bkg. CPM
13295	2	33.88	2.95	0.28

Beta Counting Instruments				
Inst. S/N	Inst. Code	Eff. %	Corr. Fac.	Bkg. CPM
13295	3	37.13	2.69	2.06

Surveyor: **T. Brautigam / C. Vergari**

Signature: 

Surface Description	Coordinates		Gamma	Gamma	Beta/Gamma	Beta/	Contact Gross	Alpha	Contact Gross	Beta	Scan Contact		Removable	Alpha	Removable	Beta	Comments
			at 1m	Inst.	Contact	Gamma	1 min. Count	Inst.	1 min. Count	Inst.	Gross CPM		DPM/100 cm2	Count	DPM/100 cm2	Count	
	uR/hr	Code	mR/hr	Code	Alpha	Code	Beta	Code	Max Beta	Avg Beta	Alpha	Code	Beta	Code			
Floor	20	-7	4	23	0.016	22	3	7	282	11	470	320	-0.82	2	-1.52	3	Scabbled concrete
Floor	19	-7	4	23	0.007	22	4	7	299	11	370	270	-0.82	2	-2.87	3	Scabbled concrete
Floor	18	-7	4	23	0.013	22	8	7	321	11	395	250	-0.82	2	3.87	3	Scabbled concrete
Floor	17	-7	5	23	0.025	22	7	7	2030	11	1440	750	-0.82	2	-2.87	3	Scabbled concrete - expansion joint
Floor	16	-7	4	23	0.012	22	5	7	302	11	434	300	0.65	2	2.52	3	Scabbled concrete
Floor	15	-7	4	23	0.008	22	5	7	289	11	311	260	-0.82	2	-1.52	3	Scabbled concrete
Floor	14	-7	4	23	0.013	22	2	7	298	11	451	250	-0.82	2	-1.52	3	Scabbled concrete
Floor	13	-7	5	23	0.012	22	3	7	275	11	433	290	0.65	2	1.17	3	Scabbled concrete
Floor	12	-7	4	23	0.01	22	0	7	327	11	333	220	-0.82	2	-1.52	3	Scabbled concrete
Floor	11	-7	5	23	0.008	22	4	7	268	11	360	230	0.65	2	-1.52	3	Scabbled concrete
Floor	10	-7	5	23	0.009	22	4	7	282	11	373	225	-0.82	2	-0.17	3	Scabbled concrete
Floor	9	-7	5	23	0.009	22	7	7	300	11	360	280	-0.82	2	-4.21	3	Scabbled concrete
Floor	7	-7	5	23	0.012	22	2	7	255	11	346	280	-0.82	2	-1.52	3	Scabbled concrete
Floor	6	-7	5	23	0.011	22	6	7	286	11	368	290	0.65	2	-0.17	3	Scabbled concrete
Floor	5	-7	5	23	0.014	22	4	7	256	11	358	240	-0.82	2	-0.17	3	Scabbled concrete
Floor	4	-7	5	23	0.014	22	3	7	290	11	356	270	-0.82	2	1.17	3	Scabbled concrete
Floor	3	-7	6	23	0.012	22	7	7	312	11	480	300	2.13	2	-2.87	3	Scabbled concrete
Floor	2	-7	6	23	0.005	22	3	7	275	11	420	290	-0.82	2	3.87	3	Scabbled concrete
Floor	1	-7	5	23	0.012	22	1	7	284	11	427	250	-0.82	2	-2.87	3	Scabbled concrete
Floor	0	-7	6	23	0.009	22	4	7	295	11	340	200	-0.82	2	-1.52	3	Scabbled concrete

**LB5100-W Low Background Counting System – Smear Analysis**

Date: 1/18/95  
 Counting Unit id: 1  
 Data file name: C:\LBXL\UNIT1\B01-094.XLD  
 Batch Ended: 1/18/95 10:47  
 Crosstalk Correction: Not Applied

Alpha activity action level (DPM): 20.00  
 Beta activity action level (DPM): 200.00  
 Certainty level for MDA and flags: 95.00%  
 High Voltage Setting: 1410

Application Revision: 3  
 Application Version: Standard

Alpha efficiency log file: th230ab  
 Alpha Efficiency: 33.88%  
 Alpha to Beta Crosstalk: 24.12%  
 Alpha Background (CPM): 0.278571429  
 Alpha Correction Factor: 1.000

Beta efficiency log file: tc99ab  
 Beta Efficiency: 37.13%  
 Beta into Alpha Crosstalk: 0.03%  
 Beta Background (CPM): 2.064285714  
 Beta Correction Factor: 1.000

Batch ID: Blairsville 1-6-1 lower (Post Remediation)

Carrier	Alpha Activity				Beta Activity				Count time (min)	Alpha CPM	Beta CPM	Completion Date - Time
	DPM	$\sigma$	flags	MDA	DPM	$\sigma$	flags	MDA				
1	0.654	1.48	<MDA	7.64	-4.21	1.39	<MDA	12.71	2.00	0.221	-1.56	1/18/95 9:12
2	3.605	2.56	<AL	7.64	-0.17	2.71	<MDA	12.71	2.00	1.221	-0.06	1/18/95 9:14
3	0.654	1.48	<MDA	7.64	-2.87	1.93	<MDA	12.71	2.00	0.221	-1.06	1/18/95 9:17
4	0.654	1.48	<MDA	7.64	-1.52	2.36	<MDA	12.71	2.00	0.221	-0.56	1/18/95 9:19
5	-0.822	1.48	<MDA	7.64	2.52	3.32	<MDA	12.71	2.00	-0.279	0.94	1/18/95 9:21
6	-0.822	1.48	<MDA	7.64	-1.52	2.36	<MDA	12.71	2.00	-0.279	-0.56	1/18/95 9:23
7	-0.822	1.48	<MDA	7.64	-2.87	1.93	<MDA	12.71	2.00	-0.279	-1.06	1/18/95 9:25
8	0.654	1.48	<MDA	7.64	-4.21	1.39	<MDA	12.71	2.00	0.221	-1.56	1/18/95 9:27
9	-0.822	1.48	<MDA	7.64	-2.87	1.93	<MDA	12.71	2.00	-0.279	-1.06	1/18/95 9:30
10	-0.822	1.48	<MDA	7.64	-0.17	2.71	<MDA	12.71	2.00	-0.279	-0.06	1/18/95 9:32
11	-0.822	1.48	<MDA	7.64	5.21	3.82	<AL	12.71	2.00	-0.279	1.94	1/18/95 9:34
12	-0.822	1.48	<MDA	7.64	-2.87	1.93	<MDA	12.71	2.00	-0.279	-1.06	1/18/95 9:36
13	0.654	1.48	<MDA	7.64	-0.17	2.71	<MDA	12.71	2.00	0.221	-0.06	1/18/95 9:38
14	2.129	2.09	<AL	7.64	-2.87	1.93	<MDA	12.71	2.00	0.721	-1.06	1/18/95 9:41
15	-0.822	1.48	<MDA	7.64	-4.21	1.39	<MDA	12.71	2.00	-0.279	-1.56	1/18/95 9:43
16	-0.822	1.48	<MDA	7.64	-1.52	2.36	<MDA	12.71	2.00	-0.279	-0.56	1/18/95 9:45
17	0.654	1.48	<MDA	7.64	1.17	3.03	<MDA	12.71	2.00	0.221	0.44	1/18/95 9:47
18	-0.822	1.48	<MDA	7.64	1.17	3.03	<MDA	12.71	2.00	-0.279	0.44	1/18/95 9:49
19	2.129	2.09	<AL	7.64	-4.21	1.39	<MDA	12.71	2.00	0.721	-1.56	1/18/95 9:52
20	0.654	1.48	<MDA	7.64	-4.21	1.39	<MDA	12.71	2.00	0.221	-1.56	1/18/95 9:54
21	-0.822	1.48	<MDA	7.64	-2.87	1.93	<MDA	12.71	2.00	-0.279	-1.06	1/18/95 9:56
22	-0.822	1.48	<MDA	7.64	-0.17	2.71	<MDA	12.71	2.00	-0.279	-0.06	1/18/95 9:58
23	0.654	1.48	<MDA	7.64	-1.52	2.36	<MDA	12.71	2.00	0.221	-0.56	1/18/95 10:00
24	-0.822	1.48	<MDA	7.64	-1.52	2.36	<MDA	12.71	2.00	-0.279	-0.56	1/18/95 10:03

**LB5100-W Low Background Counting System – Smear Analysis**

Date: 1/18/95  
 Counting Unit id: 1  
 Data file name: C:\LBXL\UNIT1\B01-094.XLD  
 Batch Ended: 1/18/95 10:47  
 Crosstalk Correction: Not Applied

Alpha activity action level (DPM): 20.00  
 Beta activity action level (DPM): 200.00  
 Certainty level for MDA and flags: 95.00%  
 High Voltage Setting: 1410

Application Revision: 3  
 Application Version: Standard

Batch ID: Blairsville 1-6-1 lower (Post Remediation)

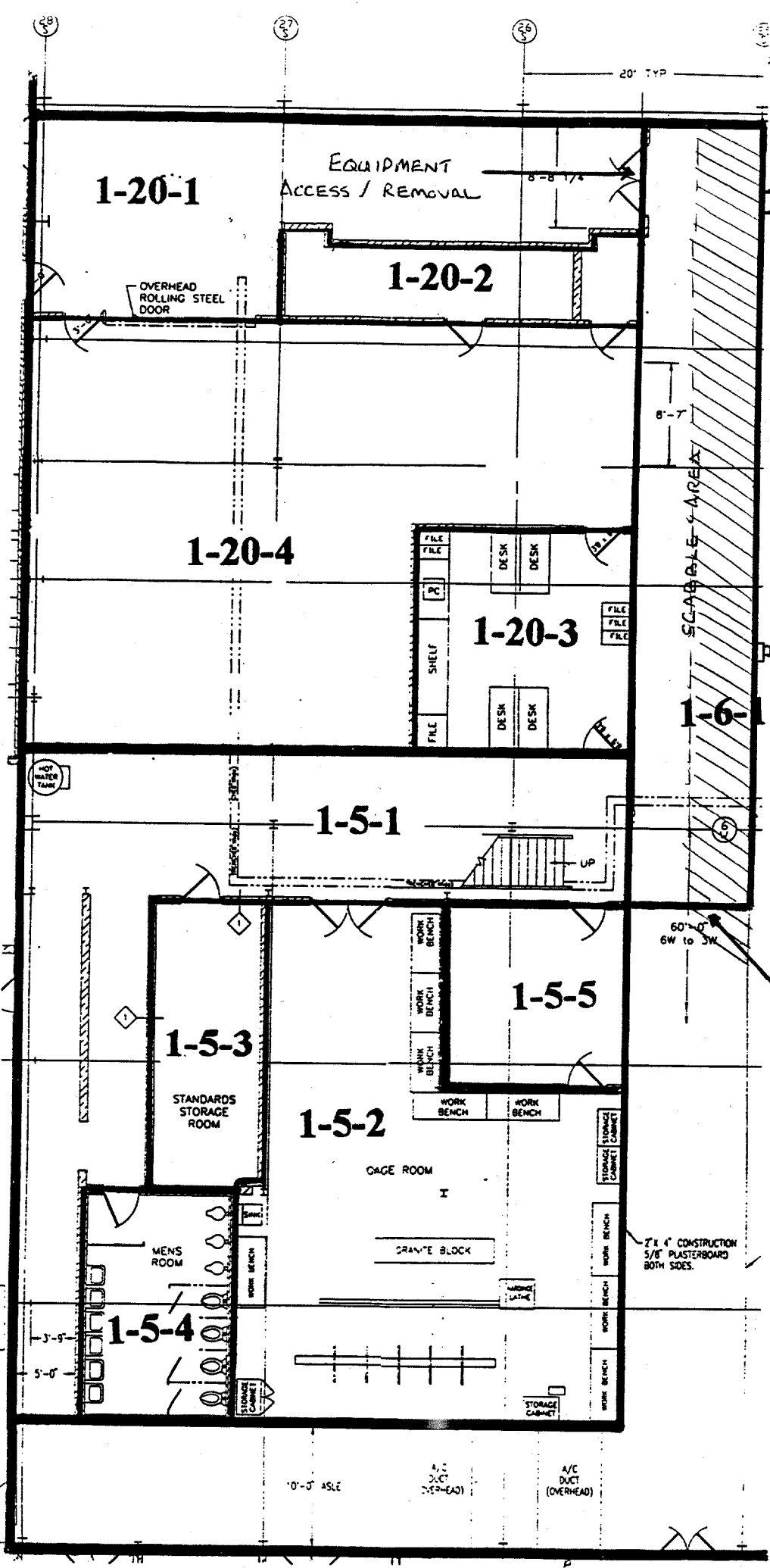
Alpha efficiency log file: th230ab  
 Alpha Efficiency: 33.88%  
 Alpha to Beta Crosstalk: 24.12%  
 Alpha Background (CPM): 0.278571429  
 Alpha Correction Factor: 1.000

Beta efficiency log file: tc99ab  
 Beta Efficiency: 37.13%  
 Beta into Alpha Crosstalk: 0.03%  
 Beta Background (CPM): 2.064285714  
 Beta Correction Factor: 1.000

Carrier	Alpha Activity				Beta Activity				Count time (min)	Alpha CPM	Beta CPM	Completion Date - Time
	DPM	$\sigma$	flags	MDA	DPM	$\sigma$	flags	MDA				
25	-0.822	1.48	<MDA	7.64	-2.87	1.93	<MDA	12.71	2.00	-0.279	-1.06	1/18/95 10:05
26	-0.822	1.48	<MDA	7.64	3.87	3.58	<MDA	12.71	2.00	-0.279	1.44	1/18/95 10:07
27	-0.822	1.48	<MDA	7.64	-2.87	1.93	<MDA	12.71	2.00	-0.279	-1.06	1/18/95 10:09
28	0.654	1.48	<MDA	7.64	2.52	3.32	<MDA	12.71	2.00	0.221	0.94	1/18/95 10:12
29	-0.822	1.48	<MDA	7.64	-1.52	2.36	<MDA	12.71	2.00	-0.279	-0.56	1/18/95 10:14
30	-0.822	1.48	<MDA	7.64	-1.52	2.36	<MDA	12.71	2.00	-0.279	-0.56	1/18/95 10:16
31	0.654	1.48	<MDA	7.64	1.17	3.03	<MDA	12.71	2.00	0.221	0.44	1/18/95 10:18
32	-0.822	1.48	<MDA	7.64	-1.52	2.36	<MDA	12.71	2.00	-0.279	-0.56	1/18/95 10:20
33	0.654	1.48	<MDA	7.64	-1.52	2.36	<MDA	12.71	2.00	0.221	-0.56	1/18/95 10:22
34	-0.822	1.48	<MDA	7.64	-0.17	2.71	<MDA	12.71	2.00	-0.279	-0.06	1/18/95 10:25
35	-0.822	1.48	<MDA	7.64	-4.21	1.39	<MDA	12.71	2.00	-0.279	-1.56	1/18/95 10:27
36	-0.822	1.48	<MDA	7.64	-1.52	2.36	<MDA	12.71	2.00	-0.279	-0.56	1/18/95 10:29
37	0.654	1.48	<MDA	7.64	-0.17	2.71	<MDA	12.71	2.00	0.221	-0.06	1/18/95 10:31
38	-0.822	1.48	<MDA	7.64	-0.17	2.71	<MDA	12.71	2.00	-0.279	-0.06	1/18/95 10:34
39	-0.822	1.48	<MDA	7.64	1.17	3.03	<MDA	12.71	2.00	-0.279	0.44	1/18/95 10:36
40	2.129	2.09	<AL	7.64	-2.87	1.93	<MDA	12.71	2.00	0.721	-1.06	1/18/95 10:38
41	-0.822	1.48	<MDA	7.64	3.87	3.58	<MDA	12.71	2.00	-0.279	1.44	1/18/95 10:40
42	-0.822	1.48	<MDA	7.64	-2.87	1.93	<MDA	12.71	2.00	-0.279	-1.06	1/18/95 10:42
43	-0.822	1.48	<MDA	7.64	-1.52	2.36	<MDA	12.71	2.00	-0.279	-0.56	1/18/95 10:44
44	0.654	1.48	<MDA	7.64	-1.52	2.36	<MDA	12.71	2.00	0.221	-0.56	1/18/95 10:47



UNIT REFERENCE POINT 0,0



1-20-1

EQUIPMENT ACCESS / REMOVAL

1-20-2

OVERHEAD ROLLING STEEL DOOR

1-20-4

1-20-3

1-6

1-5-1

1-5-5

1-5-3

1-5-2

STANDARDS STORAGE ROOM

GAGE ROOM

MENS ROOM

1-5-4

7' x 4" CONSTRUCTION 5/8" PLASTERBOARD BOTH SIDES.

PERSONNEL ACCESS SOP

HEPA UNIT

HEPA UNIT

SCAPABLE AREA

60" x 40" GW to SW

0'-0" ASLE

A/C DUCT (2x2-60)

A/C DUCT (OVERHEAD)

(28)

(27)

(26)

(25)

TOP WATER TANK

3'-9"

5'-0"

8'-8 1/2"

8'-7"

(5)

(1)

(2)

WORK BENCH

WORK BENCH

WORK BENCH

WORK BENCH

WORK BENCH

WORK BENCH

WORK BENCH

WORK BENCH

WORK BENCH

FILE

FILE

PC

SHELF

FILE

FILE

FILE

FILE

FILE

FILE

FILE

FILE

FILE

FILE

FILE

FILE

FILE

FILE

FILE

FILE

FILE

FILE

FILE

FILE

FILE

FILE

FILE

FILE

FILE

FILE

FILE

FILE

FILE

DESK

DESK

DESK

DESK

DESK

DESK

DESK

DESK

DESK

DESK

DESK

DESK

DESK

DESK

DESK

DESK

DESK

DESK

DESK

DESK

DESK

DESK

DESK

DESK

DESK

DESK

DESK

DESK

DESK

DESK

DESK

DESK

DESK

WORK BENCH

WORK BENCH

WORK BENCH

WORK BENCH

WORK BENCH

WORK BENCH

WORK BENCH

WORK BENCH

WORK BENCH

WORK BENCH

WORK BENCH

WORK BENCH

WORK BENCH

WORK BENCH

WORK BENCH

WORK BENCH

WORK BENCH

WORK BENCH

WORK BENCH

WORK BENCH

WORK BENCH

STORAGE CABINET

STORAGE CABINET

STORAGE CABINET

STORAGE CABINET

STORAGE CABINET

STORAGE CABINET

STORAGE CABINET

STORAGE CABINET

STORAGE CABINET

STORAGE CABINET

STORAGE CABINET

STORAGE CABINET

STORAGE CABINET

STORAGE CABINET

STORAGE CABINET

STORAGE CABINET

STORAGE CABINET

STORAGE CABINET

STORAGE CABINET

STORAGE CABINET

STORAGE CABINET

STORAGE CABINET

STORAGE CABINET

STORAGE CABINET

STORAGE CABINET

STORAGE CABINET

STORAGE CABINET

STORAGE CABINET

STORAGE CABINET

STORAGE CABINET

STORAGE CABINET

STORAGE CABINET

STORAGE CABINET

STORAGE CABINET

STORAGE CABINET

STORAGE CABINET

STORAGE CABINET

STORAGE CABINET

STORAGE CABINET

STORAGE CABINET

STORAGE CABINET

STORAGE CABINET

STORAGE CABINET

STORAGE CABINET

STORAGE CABINET

STORAGE CABINET

STORAGE CABINET

STORAGE CABINET

STORAGE CABINET

STORAGE CABINET

STORAGE CABINET

STORAGE CABINET

STORAGE CABINET

STORAGE CABINET

STORAGE CABINET

STORAGE CABINET

STORAGE CABINET

STORAGE CABINET

STORAGE CABINET

STORAGE CABINET

STORAGE CABINET

STORAGE CABINET

STORAGE CABINET

STORAGE CABINET

STORAGE CABINET

STORAGE CABINET

STORAGE CABINET

STORAGE CABINET

STORAGE CABINET

STORAGE CABINET

STORAGE CABINET

STORAGE CABINET

STORAGE CABINET

STORAGE CABINET

STORAGE CABINET

STORAGE CABINET

STORAGE CABINET

STORAGE CABINET

STORAGE CABINET

STORAGE CABINET

STORAGE CABINET

STORAGE CABINET

STORAGE CABINET

STORAGE CABINET

STORAGE CABINET

STORAGE CABINET

STORAGE CABINET

STORAGE CABINET

STORAGE CABINET

STORAGE CABINET

STORAGE CABINET

STORAGE CABINET

STORAGE CABINET

STORAGE CABINET

STORAGE CABINET

STORAGE CABINET

STORAGE CABINET

STORAGE CABINET

STORAGE CABINET

STORAGE CABINET

STORAGE CABINET

STORAGE CABINET

STORAGE CABINET

STORAGE CABINET

STORAGE CABINET

STORAGE CABINET

STORAGE CABINET

STORAGE CABINET

STORAGE CABINET

STORAGE CABINET

STORAGE CABINET

STORAGE CABINET

STORAGE CABINET

STORAGE CABINET

STORAGE CABINET

STORAGE CABINET

STORAGE CABINET

STORAGE CABINET

STORAGE CABINET

STORAGE CABINET

STORAGE CABINET

STORAGE CABINET

STORAGE CABINET

STORAGE CABINET

STORAGE CABINET

STORAGE CABINET

STORAGE CABINET

STORAGE CABINET

STORAGE CABINET

STORAGE CABINET

STORAGE CABINET

STORAGE CABINET

STORAGE CABINET

STORAGE CABINET

STORAGE CABINET

STORAGE CABINET

STORAGE CABINET

STORAGE CABINET

STORAGE CABINET

STORAGE CABINET

STORAGE CABINET

STORAGE CABINET

STORAGE CABINET

STORAGE CABINET

STORAGE CABINET

STORAGE CABINET

STORAGE CABINET

STORAGE CABINET

STORAGE CABINET

STORAGE CABINET

STORAGE CABINET

STORAGE CABINET

STORAGE CABINET

STORAGE CABINET

STORAGE CABINET

STORAGE CABINET

STORAGE CABINET

STORAGE CABINET

STORAGE CABINET

STORAGE CABINET

STORAGE CABINET

STORAGE CABINET

STORAGE CABINET

STORAGE CABINET

STORAGE CABINET

STORAGE CABINET

STORAGE CABINET

STORAGE CABINET

STORAGE CABINET

STORAGE CABINET

STORAGE CABINET

STORAGE CABINET

STORAGE CABINET

STORAGE CABINET

STORAGE CABINET

STORAGE CABINET

STORAGE CABINET

STORAGE CABINET

STORAGE CABINET

STORAGE CABINET

STORAGE CABINET

STORAGE CABINET

STORAGE CABINET

STORAGE CABINET

STORAGE CABINET

STORAGE CABINET

STORAGE CABINET

STORAGE CABINET

STORAGE CABINET

STORAGE CABINET

STORAGE CABINET

STORAGE CABINET

# Blairsville Point Survey Form #003

Survey Serial #:	01-095
Survey Section:	1
Survey Unit:	6
Survey Sub-unit:	1

Alpha Survey Instruments				
Inst. S/N	Inst. Code	Eff. %	Corr. Fac.	Bkg. CPM
1510	6	23.6	4.24	1


Beta Survey Instruments				
Inst. S/N	Inst. Code	Eff. %	Corr. Fac.	Bkg. CPM
1593	11	37.5	2.67	218

Gamma or Beta/Gamma Instruments			
Inst. S/N	Inst. Code	Bkg.	Detection Type
1522	22	0.009	Beta / Gamma
234	23	5	Gamma

Classification:	5
Survey Type:	Lower

Alpha Counting Instruments				
Inst. S/N	Inst. Code	Eff. %	Corr. Fac.	Bkg. CPM
13295	2	33.88	2.95	0.28

Beta Counting Instruments				
Inst. S/N	Inst. Code	Eff. %	Corr. Fac.	Bkg. CPM
13295	3	37.13	2.69	2.06

Surveyor:	C. Vergari / T. Brautigam
Signature:	

Surface Description	Coordinates		Gamma at 1m	Gamma Inst.	Beta/Gamma Contact	Beta/Gamma	Contact Gross 1 min. Count	Alpha Inst.	Contact Gross 1 min. Count	Beta Inst.	Scan Contact Gross CPM		Removable DPM/100 cm2	Alpha Count	Removable DPM/100 cm2	Beta Count	Comments
	X	Y	uR/hr	Code	mR/hr	Code	Alpha	Code	Beta	Code	Max Beta	Avg Beta	Alpha	Code	Beta	Code	
Floor	0	-8	5	23	0.013	22	4	6	288	11	720	240	-0.82	2	2.52	3	Scabbled concrete
Floor	1	-8	5	23	0.013	22	3	6	315	11	355	240	-0.82	2	-0.17	3	Scabbled concrete
Floor	2	-8	5	23	0.008	22	3	6	289	11	410	280	0.65	2	1.17	3	Scabbled concrete
Floor	3	-8	5	23	0.017	22	3	6	272	11	470	300	-0.82	2	1.17	3	Scabbled concrete
Floor	4	-8	5	23	0.016	22	3	6	291	11	458	280	-0.82	2	-5.56	3	Scabbled concrete
Floor	5	-8	5	23	0.007	22	6	6	288	11	357	270	-0.82	2	2.52	3	Scabbled concrete
Floor	6	-8	5	23	0.012	22	4	6	283	11	381	275	-0.82	2	-1.52	3	Scabbled concrete
Floor	7	-8	5	23	0.01	22	2	6	259	11	386	220	0.65	2	-1.52	3	Scabbled concrete
Floor	8	-8	5	23	0.008	22	3	6	251	11	386	260	-0.82	2	-0.17	3	Scabbled concrete
Floor	9	-8	5	23	0.012	22	5	6	283	11	339	230	-0.82	2	-1.52	3	Scabbled concrete
Floor	10	-8	5	23	0.016	22	3	6	259	11	327	250	-0.82	2	2.52	3	Scabbled concrete
Floor	11	-8	5	23	0.009	22	4	6	272	11	402	260	3.60	2	-1.52	3	Scabbled concrete
Floor	12	-8	6	23	0.016	22	5	6	310	11	720	260	0.65	2	1.17	3	Scabbled concrete
Floor	13	-8	5	23	0.018	22	4	6	291	11	320	240	0.65	2	-1.52	3	Scabbled concrete
Floor	14	-8	5	23	0.015	22	3	6	284	11	384	270	0.65	2	-1.52	3	Scabbled concrete
Floor	15	-8	5	23	0.01	22	5	6	265	11	584	240	-0.82	2	2.52	3	Scabbled concrete
Floor	16	-8	5	23	0.009	22	7	6	272	11	581	330	0.65	2	2.52	3	Scabbled concrete
Floor	17	-8	4	23	0.012	22	46	6	2540	11	1890	900	-0.82	2	-4.21	3	Scabbled concrete - expansion joint
Floor	18	-8	4	23	0.009	22	3	6	288	11	878	350	-0.82	2	1.17	3	Scabbled concrete
Floor	19	-8	5	23	0.016	22	4	6	271	11	367	290	-0.82	2	-0.17	3	Scabbled concrete
Floor	20	-8	5	23	0.01	22	6	6	265	11	425	300	-0.82	2	-2.87	3	Scabbled concrete
Floor	21	-8	5	23	0.007	22	0	6	289	11	502	330	0.65	2	1.17	3	Scabbled concrete
Floor	21	-9	5	23	0.006	22	5	6	323	11	390	270	-0.82	2	-0.17	3	Scabbled concrete

# Blairsville Point Survey Form #003

Survey Serial #:	01-095
------------------	--------

Survey Section:	1
-----------------	---

Survey Unit:	6
--------------	---

Survey Sub-unit:	1
------------------	---

Classification:	5
-----------------	---

Survey Type:	Lower
--------------	-------

Survey Date:	12/30/94
--------------	----------

Count Date:	1/18/95
-------------	---------

Alpha Survey Instruments				
Inst. S/N	Inst. Code	Eff. %	Corr. Fac.	Bkg. CPM
1510	6	23.6	4.24	1


Beta Survey Instruments				
Inst. S/N	Inst. Code	Eff. %	Corr. Fac.	Bkg. CPM
1593	11	37.5	2.67	218

Gamma or Beta/Gamma Instruments			
Inst. S/N	Inst. Code	Bkg.	Detection Type
1522	22	0.009	Beta / Gamma
234	23	5	Gamma

Alpha Counting Instruments				
Inst. S/N	Inst. Code	Eff. %	Corr. Fac.	Bkg. CPM
13295	2	33.88	2.95	0.28

Beta Counting Instruments				
Inst. S/N	Inst. Code	Eff. %	Corr. Fac.	Bkg. CPM
13295	3	37.13	2.69	2.06

Surveyor:	C. Vergari / T. Brautigam
-----------	---------------------------

Signature: 

Surface Description	Coordinates		Gamma at 1m	Gamma Inst.	Beta/Gamma Contact	Beta/Gamma Code	Contact Gross 1 min. Count	Alpha Inst.	Contact Gross 1 min. Count	Beta Inst.	Scan Contact Gross CPM		Removable DPM/100 cm2	Alpha Count	Removable DPM/100 cm2	Beta Count	Comments
	X	Y	uR/hr	Code	mR/hr	Code	Alpha	Code	Beta	Code	Max Beta	Avg Beta	Alpha	Code	Beta	Code	
	Floor	20	-9	4	23	0.008	22	7	6	297	11	503	300	-0.82	2	3.87	
Floor	19	-9	4	23	0.014	22	3	6	331	11	960	300	-0.82	2	-0.17	3	Scabbled concrete
Floor	18	-9	4	23	0.007	22	3	6	300	11	1600	650	0.65	2	-1.52	3	Scabbled concrete - expansion joint
Floor	17	-9	4	23	0.011	22	1	6	4060	11	3010	900	-0.82	2	-2.87	3	Scabbled concrete - expansion joint
Floor	16	-9	5	23	0.008	22	0	6	279	11	492	290	-0.82	2	-0.17	3	Scabbled concrete
Floor	15	-9	5	23	0.012	22	6	6	321	11	462	300	-0.82	2	-2.87	3	Scabbled concrete
Floor	14	-9	5	23	0.008	22	2	6	263	11	480	280	-0.82	2	-1.52	3	Scabbled concrete
Floor	13	-9	5	23	0.01	22	3	6	283	11	440	270	-0.82	2	2.52	3	Scabbled concrete
Floor	12	-9	5	23	0.012	22	3	6	309	11	382	280	-0.82	2	2.52	3	Scabbled concrete
Floor	11	-9	5	23	0.015	22	8	6	307	11	505	290	-0.82	2	-4.21	3	Scabbled concrete
Floor	10	-9	5	23	0.014	22	4	6	432	11	505	300	-0.82	2	-1.52	3	Scabbled concrete
Floor	9	-9	5	23	0.016	22	2	6	322	11	480	320	-0.82	2	1.17	3	Scabbled concrete
Floor	8	-9	5	23	0.012	22	5	6	277	11	480	300	-0.82	2	1.17	3	Scabbled concrete
Floor	7	-9	5	23	0.014	22	4	6	318	11	563	300	0.65	2	-0.17	3	Scabbled concrete
Floor	6	-9	5	23	0.009	22	2	6	287	11	381	290	0.65	2	-1.52	3	Scabbled concrete
Floor	5	-9	4	23	0.012	22	3	6	297	11	398	280	-0.82	2	-2.87	3	Scabbled concrete
Floor	4	-9	5	23	0.009	22	2	6	262	11	408	260	-0.82	2	3.87	3	Scabbled concrete
Floor	3	-9	5	23	0.014	22	5	6	307	11	352	270	-0.82	2	-4.21	3	Scabbled concrete
Floor	2	-9	6	23	0.01	22	3	6	271	11	600	255	-0.82	2	-1.52	3	Scabbled concrete
Floor	1	-9	6	23	0.011	22	1	6	259	11	326	240	0.65	2	-4.21	3	Scabbled concrete
Floor	0	-9	6	23	0.012	22	1	6	260	11	400	300	-0.82	2	2.52	3	Scabbled concrete

**LB5100-W Low Background Counting System – Smear Analysis**

Date: 1/18/95  
 Counting Unit id: 1  
 Data file name: C:\LBXL\UNIT1\B01-095.XLD  
 Batch Ended: 1/18/95 12:24  
 Crosstalk Correction: Not Applied

Alpha activity action level (DPM): 20.00  
 Beta activity action level (DPM): 200.00  
 Certainty level for MDA and flags: 95.00%  
 High Voltage Setting: 1410

Application Revision: 3  
 Application Version: Standard

Alpha efficiency log file: th230ab  
 Alpha Efficiency: 33.88%  
 Alpha to Beta Crosstalk: 24.12%  
 Alpha Background (CPM): 0.278571429  
 Alpha Correction Factor: 1.000

Beta efficiency log file: tc99ab  
 Beta Efficiency: 37.13%  
 Beta into Alpha Crosstalk: 0.03%  
 Beta Background (CPM): 2.064285714  
 Beta Correction Factor: 1.000

Batch ID: Blairsville 1-6-1 lower (Post Remediation)

Carrier	Alpha Activity				Beta Activity				Count time (min)	Alpha CPM	Beta CPM	Completion Date - Time
	DPM	$\sigma$	flags	MDA	DPM	$\sigma$	flags	MDA				
45	-0.822	1.48	<MDA	7.64	2.52	3.32	<MDA	12.71	2.00	-0.279	0.94	1/18/95 10:49
46	-0.822	1.48	<MDA	7.64	-0.17	2.71	<MDA	12.71	2.00	-0.279	-0.06	1/18/95 10:51
47	0.654	1.48	<MDA	7.64	1.17	3.03	<MDA	12.71	2.00	0.221	0.44	1/18/95 10:53
48	-0.822	1.48	<MDA	7.64	1.17	3.03	<MDA	12.71	2.00	-0.279	0.44	1/18/95 10:56
49	-0.822	1.48	<MDA	7.64	-5.56	1.39	<MDA	12.71	2.00	-0.279	-2.06	1/18/95 10:58
50	-0.822	1.48	<MDA	7.64	2.52	3.32	<MDA	12.71	2.00	-0.279	0.94	1/18/95 11:00
51	-0.822	1.48	<MDA	7.64	-1.52	2.36	<MDA	12.71	2.00	-0.279	-0.56	1/18/95 11:02
52	0.654	1.48	<MDA	7.64	-1.52	2.36	<MDA	12.71	2.00	0.221	-0.56	1/18/95 11:04
53	-0.822	1.48	<MDA	7.64	-0.17	2.71	<MDA	12.71	2.00	-0.279	-0.06	1/18/95 11:07
54	-0.822	1.48	<MDA	7.64	-1.52	2.36	<MDA	12.71	2.00	-0.279	-0.56	1/18/95 11:09
55	-0.822	1.48	<MDA	7.64	2.52	3.32	<MDA	12.71	2.00	-0.279	0.94	1/18/95 11:11
56	3.605	2.56	<AL	7.64	-1.52	2.36	<MDA	12.71	2.00	1.221	-0.56	1/18/95 11:13
57	0.654	1.48	<MDA	7.64	1.17	3.03	<MDA	12.71	2.00	0.221	0.44	1/18/95 11:15
58	0.654	1.48	<MDA	7.64	-1.52	2.36	<MDA	12.71	2.00	0.221	-0.56	1/18/95 11:17
59	0.654	1.48	<MDA	7.64	-1.52	2.36	<MDA	12.71	2.00	0.221	-0.56	1/18/95 11:20
60	-0.822	1.48	<MDA	7.64	2.52	3.32	<MDA	12.71	2.00	-0.279	0.94	1/18/95 11:22
61	0.654	1.48	<MDA	7.64	2.52	3.32	<MDA	12.71	2.00	0.221	0.94	1/18/95 11:24
62	-0.822	1.48	<MDA	7.64	-4.21	1.39	<MDA	12.71	2.00	-0.279	-1.56	1/18/95 11:26
63	-0.822	1.48	<MDA	7.64	1.17	3.03	<MDA	12.71	2.00	-0.279	0.44	1/18/95 11:29
64	-0.822	1.48	<MDA	7.64	-0.17	2.71	<MDA	12.71	2.00	-0.279	-0.06	1/18/95 11:31
65	-0.822	1.48	<MDA	7.64	-2.87	1.93	<MDA	12.71	2.00	-0.279	-1.06	1/18/95 11:33
66	0.654	1.48	<MDA	7.64	1.17	3.03	<MDA	12.71	2.00	0.221	0.44	1/18/95 11:35
67	-0.822	1.48	<MDA	7.64	-0.17	2.71	<MDA	12.71	2.00	-0.279	-0.06	1/18/95 11:37
68	-0.822	1.48	<MDA	7.64	3.87	3.58	<MDA	12.71	2.00	-0.279	1.44	1/18/95 11:39

**LB5100-W Low Background Counting System -- Smear Analysis**

Date: 1/18/95  
 Counting Unit id: 1  
 Data file name: C:\LBXL\UNIT1\B01-095.XLD  
 Batch Ended: 1/18/95 12:24  
 Crosstalk Correction: Not Applied

Alpha activity action level (DPM): 20.00  
 Beta activity action level (DPM): 200.00  
 Certainty level for MDA and flags: 95.00%  
 High Voltage Setting: 1410

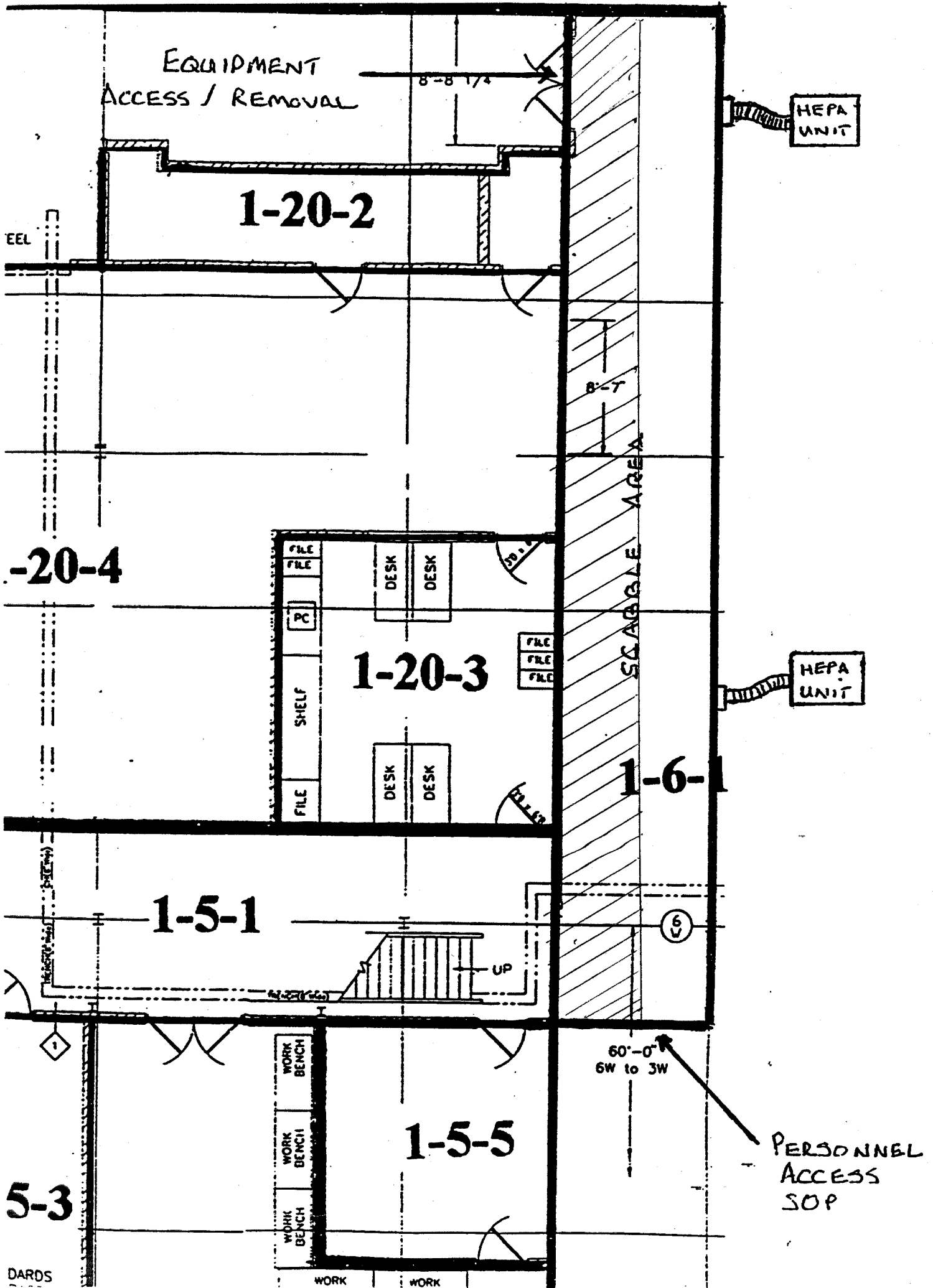
Application Revision: 3  
 Application Version: Standard

Alpha efficiency log file: th230ab  
 Alpha Efficiency: 33.88%  
 Alpha to Beta Crosstalk: 24.12%  
 Alpha Background (CPM): 0.278571429  
 Alpha Correction Factor: 1.000

Beta efficiency log file: tc99ab  
 Beta Efficiency: 37.13%  
 Beta into Alpha Crosstalk: 0.03%  
 Beta Background (CPM): 2.064285714  
 Beta Correction Factor: 1.000

Batch ID: Blairsville 1-6-1 lower (Post Remediation)

Carrier	Alpha Activity				Beta Activity				Count time (min)	Alpha CPM	Beta CPM	Completion Date - Time
	DPM	$\sigma$	flags	MDA	DPM	$\sigma$	flags	MDA				
69	-0.822	1.48	<MDA	7.64	-0.17	2.71	<MDA	12.71	2.00	-0.279	-0.06	1/18/95 11:42
70	0.654	1.48	<MDA	7.64	-1.52	2.36	<MDA	12.71	2.00	0.221	-0.56	1/18/95 11:44
71	-0.822	1.48	<MDA	7.64	-2.87	1.93	<MDA	12.71	2.00	-0.279	-1.06	1/18/95 11:46
72	-0.822	1.48	<MDA	7.64	-0.17	2.71	<MDA	12.71	2.00	-0.279	-0.06	1/18/95 11:48
73	-0.822	1.48	<MDA	7.64	-2.87	1.93	<MDA	12.71	2.00	-0.279	-1.06	1/18/95 11:51
74	-0.822	1.48	<MDA	7.64	-1.52	2.36	<MDA	12.71	2.00	-0.279	-0.56	1/18/95 11:53
75	-0.822	1.48	<MDA	7.64	2.52	3.32	<MDA	12.71	2.00	-0.279	0.94	1/18/95 11:55
77	-0.822	1.48	<MDA	7.64	2.52	3.32	<MDA	12.71	2.00	-0.279	0.94	1/18/95 11:57
76	-0.822	1.48	<MDA	7.64	-4.21	1.39	<MDA	12.71	2.00	-0.279	-1.56	1/18/95 11:59
78	-0.822	1.48	<MDA	7.64	-1.52	2.36	<MDA	12.71	2.00	-0.279	-0.56	1/18/95 12:02
79	-0.822	1.48	<MDA	7.64	1.17	3.03	<MDA	12.71	2.00	-0.279	0.44	1/18/95 12:04
80	-0.822	1.48	<MDA	7.64	1.17	3.03	<MDA	12.71	2.00	-0.279	0.44	1/18/95 12:06
81	0.654	1.48	<MDA	7.64	-0.17	2.71	<MDA	12.71	2.00	0.221	-0.06	1/18/95 12:08
82	0.654	1.48	<MDA	7.64	-1.52	2.36	<MDA	12.71	2.00	0.221	-0.56	1/18/95 12:10
83	-0.822	1.48	<MDA	7.64	-2.87	1.93	<MDA	12.71	2.00	-0.279	-1.06	1/18/95 12:13
84	-0.822	1.48	<MDA	7.64	3.87	3.58	<MDA	12.71	2.00	-0.279	1.44	1/18/95 12:15
85	-0.822	1.48	<MDA	7.64	-4.21	1.39	<MDA	12.71	2.00	-0.279	-1.56	1/18/95 12:17
86	-0.822	1.48	<MDA	7.64	-1.52	2.36	<MDA	12.71	2.00	-0.279	-0.56	1/18/95 12:19
87	0.654	1.48	<MDA	7.64	-4.21	1.39	<MDA	12.71	2.00	0.221	-1.56	1/18/95 12:21
88	-0.822	1.48	<MDA	7.64	2.52	3.32	<MDA	12.71	2.00	-0.279	0.94	1/18/95 12:24



# Blairsville Point Survey Form #003

Survey Serial #:	01-096
------------------	--------

Survey Section:	1
-----------------	---

Survey Unit:	20
--------------	----

Survey Sub-unit:	3
------------------	---

Classification:	5
-----------------	---

Survey Type:	Lower
--------------	-------

Survey Date:	12/30/94
--------------	----------

Count Date:	1/19/95
-------------	---------

Alpha Survey Instruments				
Inst. S/N	Inst. Code	Eff. %	Corr. Fac.	Bkg. CPM
1510	6	23.6	4.24	1

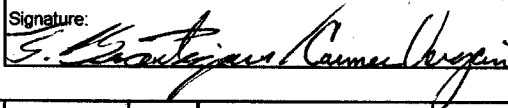
Alpha Counting Instruments				
Inst. S/N	Inst. Code	Eff. %	Corr. Fac.	Bkg. CPM
13295	2	33.88	2.95	0.28

Beta Survey Instruments				
Inst. S/N	Inst. Code	Eff. %	Corr. Fac.	Bkg. CPM
1593	11	37.5	2.67	196

Beta Counting Instruments				
Inst. S/N	Inst. Code	Eff. %	Corr. Fac.	Bkg. CPM
13295	3	37.13	2.69	2.06

Gamma or Beta/Gamma Instruments			
Inst. S/N	Inst. Code	Bkg.	Detection Type
1522	22	0.01	Beta / Gamma
234	23	5	Gamma

Surveyor:	T. Brautigam / C. Vergari
-----------	---------------------------

Signature: 

Surface Description	Coordinates		Gamma at 1m	Gamma Inst.	Beta/Gamma Contact	Beta/Gamma	Contact Gross 1 min. Count	Alpha Inst.	Contact Gross 1 min. Count	Beta Inst.	Scan Contact Gross CPM		Removable DPM/100 cm2	Alpha Count	Removable DPM/100 cm2	Beta Count	Comments
	X	Y	uR/hr	Code	mR/hr	Code	Alpha	Code	Beta	Code	Max Beta	Avg Beta	Alpha	Code	Beta	Code	
											Gross CPM						
Floor	0	0	5	23	0.012	22	15	6	480	11	623	400	0.65	2	-1.52	3	Scabbled concrete
Floor	0	-1	6	23	0.008	22	3	6	280	11	960	250	2.13	2	-1.52	3	Scabbled concrete
Floor	0	-2	6	23	0.01	22	4	6	362	11	363	290	-0.82	2	-5.56	3	Scabbled concrete
Floor	0	-3	6	23	0.008	22	0	6	303	11	366	250	0.65	2	-4.21	3	Scabbled concrete
Floor	0	-4	6	23	0.008	22	3	6	274	11	446	300	0.65	2	-0.17	3	Scabbled concrete
Floor	0	-5	7	23	0.012	22	6	6	317	11	415	300	-0.82	2	-2.87	3	Scabbled concrete
Floor	1	0	5	23	0.015	22	5	6	272	11	450	220	2.13	2	1.17	3	Scabbled concrete
Floor	1	-1	6	23	0.014	22	5	6	355	11	480	240	-0.82	2	-4.21	3	Scabbled concrete
Floor	1	-2	6	23	0.011	22	1	6	269	11	395	240	0.65	2	-2.87	3	Scabbled concrete
Floor	1	-3	6	23	0.015	22	5	6	257	11	452	260	-0.82	2	-5.56	3	Scabbled concrete
Floor	1	-4	6	23	0.014	22	10	6	396	11	475	260	-0.82	2	1.17	3	Scabbled concrete
Floor	1	-5	6	23	0.012	22	2	6	300	11	401	250	-0.82	2	2.52	3	Scabbled concrete
Floor	2	0	5	23	0.016	22	1	6	295	11	348	200	3.60	2	-4.21	3	Scabbled concrete
Floor	2	-1	5	23	0.012	22	5	6	302	11	380	200	-0.82	2	5.21	3	Scabbled concrete
Floor	2	-2	6	23	0.013	22	4	6	306	11	480	250	2.13	2	1.17	3	Scabbled concrete
Floor	2	-3	6	23	0.012	22	3	6	283	11	356	270	-0.82	2	-0.17	3	Scabbled concrete
Floor	2	-4	6	23	0.008	22	5	6	282	11	364	260	-0.82	2	-0.17	3	Scabbled concrete
Floor	2	-5	6	23	0.007	22	4	6	298	11	404	225	0.65	2	-1.52	3	Scabbled concrete
Floor	3	0	4	23	0.012	22	4	6	276	11	364	200	0.65	2	-2.87	3	Scabbled concrete
Floor	3	-1	5	23	0.01	22	3	6	280	11	405	240	0.65	2	-4.21	3	Scabbled concrete
Floor	3	-2	5	23	0.013	22	2	6	293	11	395	200	2.13	2	1.17	3	Scabbled concrete
Floor	3	-3	6	23	0.014	22	5	6	278	11	391	220	-0.82	2	-2.87	3	Scabbled concrete
Floor	3	-4	6	23	0.012	22	13	6	308	11	434	220	0.65	2	1.17	3	Scabbled concrete

# Blairsville Point survey Form #003

Survey Serial #:	01-096
------------------	--------

Survey Section:	1
-----------------	---

Survey Unit:	20
--------------	----

Survey Sub-unit:	3
------------------	---

Classification:	5
-----------------	---

Survey Type:	Lower
--------------	-------

Survey Date:	12/30/94
--------------	----------

Count Date:	1/19/95
-------------	---------

Alpha Survey Instruments				
Inst. S/N	Inst. Code	Eff. %	Corr. Fac.	Bkg. CPM
1510	6	23.6	4.24	1


Beta Survey Instruments				
Inst. S/N	Inst. Code	Eff. %	Corr. Fac.	Bkg. CPM
1593	11	37.5	2.67	196

Gamma or Beta/Gamma Instruments			
Inst. S/N	Inst. Code	Bkg.	Detection Type
1522	22	0.01	Beta / Gamma
234	23	5	Gamma

Alpha Counting Instruments				
Inst. S/N	Inst. Code	Eff. %	Corr. Fac.	Bkg. CPM
13295	2	33.88	2.95	0.28

Beta Counting Instruments				
Inst. S/N	Inst. Code	Eff. %	Corr. Fac.	Bkg. CPM
13295	3	37.13	2.69	2.06

Surveyor:	T. Brautigam / C. Vergari
-----------	---------------------------

Signature: 

Surface Description	Coordinates		Gamma at 1m	Gamma Inst.	Beta/Gamma Contact	Beta/Gamma Code	Contact Gross 1 min. Count	Alpha Inst.	Contact Gross 1 min. Count	Beta Inst.	Scan Contact Gross CPM		Removable DPM/100 cm2	Alpha Count	Removable DPM/100 cm2	Beta Count	Comments
	X	Y	uR/hr	Code	mR/hr	Code	Alpha	Code	Beta	Code	Max Beta	Avg Beta	Alpha	Code	Beta	Code	
	Floor	3	-5	6	23	0.013	22	6	6	332	11	373	230	-0.82	2	-1.52	
Floor	4	0	5	23	0.015	22	3	6	272	11	409	260	0.65	2	-2.87	3	Scabbled concrete
Floor	4	-1	5	23	0.016	22	4	6	282	11	358	220	0.65	2	-4.21	3	Scabbled concrete
Floor	4	-2	5	23	0.01	22	1	6	266	11	340	250	0.65	2	-4.21	3	Scabbled concrete
Floor	4	-3	6	23	0.012	22	3	6	285	11	352	290	-0.82	2	2.52	3	Scabbled concrete
Floor	4	-4	6	23	0.009	22	5	6	285	11	385	250	-0.82	2	-4.21	3	Scabbled concrete
Floor	4	-5	6	23	0.011	22	3	6	307	11	450	300	-0.82	2	-1.52	3	Scabbled concrete
Floor	5	0	5	23	0.012	22	2	6	263	11	429	300	-0.82	2	-0.17	3	Scabbled concrete
Floor	5	-1	6	23	0.013	22	3	6	282	11	480	240	-0.82	2	-1.52	3	Scabbled concrete
Floor	5	-2	6	23	0.008	22	4	6	281	11	480	250	-0.82	2	-1.52	3	Scabbled concrete
Floor	5	-3	7	23	0.006	22	5	6	318	11	421	280	-0.82	2	2.52	3	Scabbled concrete
Floor	5	-4	7	23	0.004	22	3	6	305	11	464	300	-0.82	2	1.17	3	Scabbled concrete
Floor	5	-5	6	23	0.01	22	3	6	334	11	600	300	0.65	2	-1.52	3	Scabbled concrete



**LB5100-W Low Background Counting System -- Smear Analysis**

Date: 1/19/95  
 Counting Unit id: 1  
 Data file name: C:\LBXL\UNIT1\B01-096.XLD  
 Batch Ended: 1/19/95 8:26  
 Crosstalk Correction: Not Applied

Alpha activity action level (DPM): 20.00  
 Beta activity action level (DPM): 200.00  
 Certainty level for MDA and flags: 95.00%  
 High Voltage Setting: 1410

Application Revision: 3  
 Application Version: Standard

Batch ID: Blairsville 1-20-3 lower

Alpha efficiency log file: th230ab  
 Alpha Efficiency: 33.88%  
 Alpha to Beta Crosstalk: 24.12%  
 Alpha Background (CPM): 0.278571429  
 Alpha Correction Factor: 1.000

Beta efficiency log file: tc99ab  
 Beta Efficiency: 37.13%  
 Beta into Alpha Crosstalk: 0.03%  
 Beta Background (CPM): 2.064285714  
 Beta Correction Factor: 1.000

Carrier	Alpha Activity				Beta Activity				Count time (min)	Alpha CPM	Beta CPM	Completion Date - Time
	DPM	$\sigma$	flags	MDA	DPM	$\sigma$	flags	MDA				
1	0.654	1.48	<MDA	7.64	-1.52	2.36	<MDA	12.71	2.00	0.221	-0.56	1/19/95 7:09
2	2.129	2.09	<AL	7.64	-1.52	2.36	<MDA	12.71	2.00	0.721	-0.56	1/19/95 7:11
3	-0.822	1.48	<MDA	7.64	-5.56	1.39	<MDA	12.71	2.00	-0.279	-2.06	1/19/95 7:13
4	0.654	1.48	<MDA	7.64	-4.21	1.39	<MDA	12.71	2.00	0.221	-1.56	1/19/95 7:15
5	0.654	1.48	<MDA	7.64	-0.17	2.71	<MDA	12.71	2.00	0.221	-0.06	1/19/95 7:17
6	-0.822	1.48	<MDA	7.64	-2.87	1.93	<MDA	12.71	2.00	-0.279	-1.06	1/19/95 7:20
7	2.129	2.09	<AL	7.64	1.17	3.03	<MDA	12.71	2.00	0.721	0.44	1/19/95 7:22
8	-0.822	1.48	<MDA	7.64	-4.21	1.39	<MDA	12.71	2.00	-0.279	-1.56	1/19/95 7:24
9	0.654	1.48	<MDA	7.64	-2.87	1.93	<MDA	12.71	2.00	0.221	-1.06	1/19/95 7:26
10	-0.822	1.48	<MDA	7.64	-5.56	1.39	<MDA	12.71	2.00	-0.279	-2.06	1/19/95 7:28
11	-0.822	1.48	<MDA	7.64	1.17	3.03	<MDA	12.71	2.00	-0.279	0.44	1/19/95 7:31
12	-0.822	1.48	<MDA	7.64	2.52	3.32	<MDA	12.71	2.00	-0.279	0.94	1/19/95 7:33
13	3.605	2.56	<AL	7.64	-4.21	1.39	<MDA	12.71	2.00	1.221	-1.56	1/19/95 7:35
14	-0.822	1.48	<MDA	7.64	5.21	3.82	<AL	12.71	2.00	-0.279	1.94	1/19/95 7:37
15	2.129	2.09	<AL	7.64	1.17	3.03	<MDA	12.71	2.00	0.721	0.44	1/19/95 7:39
16	-0.822	1.48	<MDA	7.64	-0.17	2.71	<MDA	12.71	2.00	-0.279	-0.06	1/19/95 7:42
17	-0.822	1.48	<MDA	7.64	-0.17	2.71	<MDA	12.71	2.00	-0.279	-0.06	1/19/95 7:44
18	0.654	1.48	<MDA	7.64	-1.52	2.36	<MDA	12.71	2.00	0.221	-0.56	1/19/95 7:46
19	0.654	1.48	<MDA	7.64	-2.87	1.93	<MDA	12.71	2.00	0.221	-1.06	1/19/95 7:48
20	0.654	1.48	<MDA	7.64	-4.21	1.39	<MDA	12.71	2.00	0.221	-1.56	1/19/95 7:50
21	2.129	2.09	<AL	7.64	1.17	3.03	<MDA	12.71	2.00	0.721	0.44	1/19/95 7:53
22	-0.822	1.48	<MDA	7.64	-2.87	1.93	<MDA	12.71	2.00	-0.279	-1.06	1/19/95 7:55
23	0.654	1.48	<MDA	7.64	1.17	3.03	<MDA	12.71	2.00	0.221	0.44	1/19/95 7:57
24	-0.822	1.48	<MDA	7.64	-1.52	2.36	<MDA	12.71	2.00	-0.279	-0.56	1/19/95 7:59

**LB5100-W Low Background Counting System -- Smear Analysis**

Date: 1/19/95  
 Counting Unit id: 1  
 Data file name: C:\LBXLIUNIT1\B01-096.XLD  
 Batch Ended: 1/19/95 8:26  
 Crosstalk Correction: Not Applied

Alpha activity action level (DPM): 20.00  
 Beta activity action level (DPM): 200.00  
 Certainty level for MDA and flags: 95.00%  
 High Voltage Setting: 1410

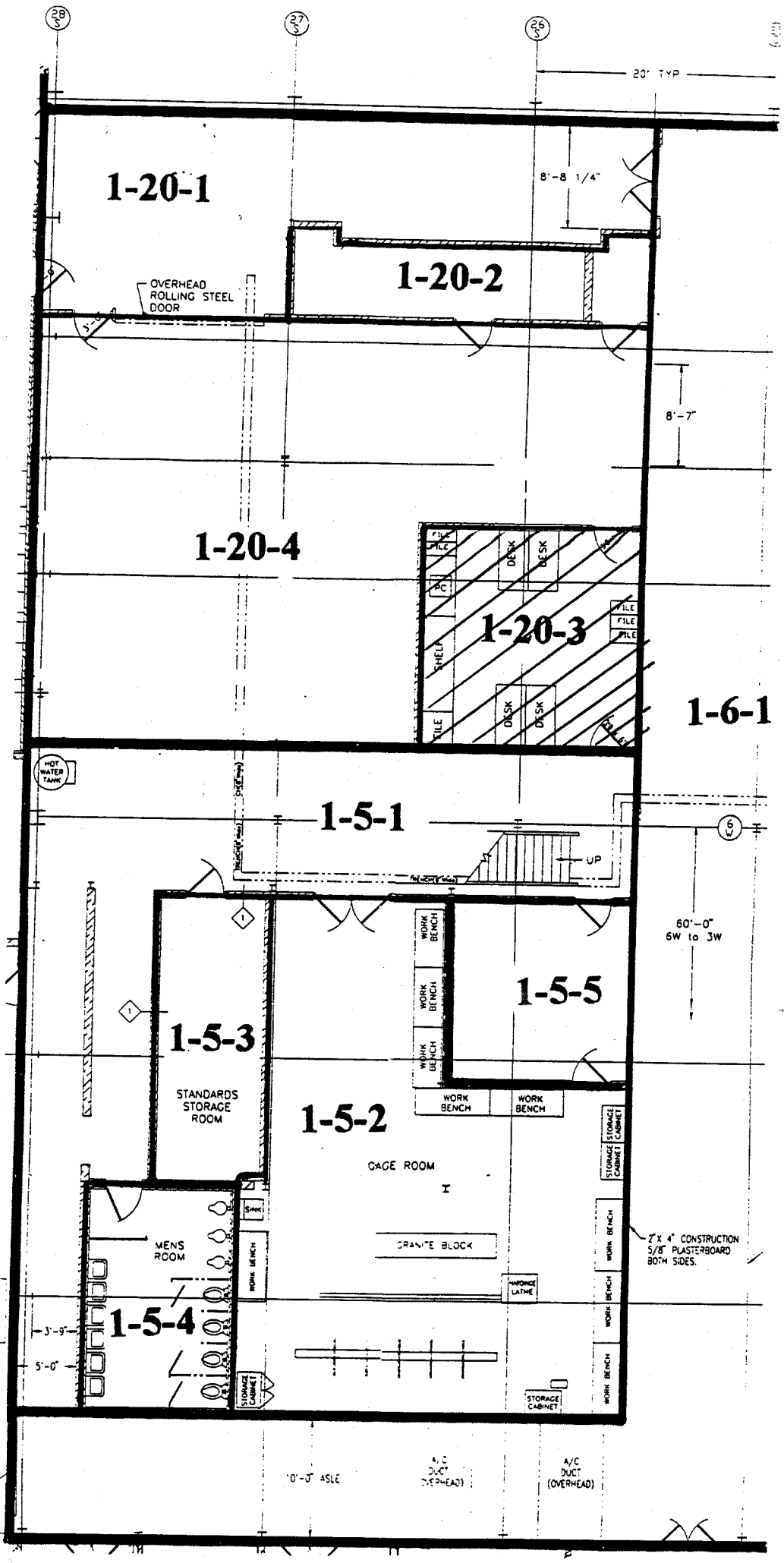
Application Revision: 3  
 Application Version: Standard

Batch ID: Blairsville 1-20-3 lower

Alpha efficiency log file: th230ab  
 Alpha Efficiency: 33.88%  
 Alpha to Beta Crosstalk: 24.12%  
 Alpha Background (CPM): 0.278571429  
 Alpha Correction Factor: 1.000

Beta efficiency log file: tc99ab  
 Beta Efficiency: 37.13%  
 Beta into Alpha Crosstalk: 0.03%  
 Beta Background (CPM): 2.064285714  
 Beta Correction Factor: 1.000

Carrier	Alpha Activity				Beta Activity				Count time (min)	Alpha CPM	Beta CPM	Completion Date - Time
	DPM	$\sigma$	flags	MDA	DPM	$\sigma$	flags	MDA				
25	0.654	1.48	<MDA	7.64	-2.87	1.93	<MDA	12.71	2.00	0.221	-1.06	1/19/95 8:01
26	0.654	1.48	<MDA	7.64	-4.21	1.39	<MDA	12.71	2.00	0.221	-1.56	1/19/95 8:04
27	0.654	1.48	<MDA	7.64	-4.21	1.39	<MDA	12.71	2.00	0.221	-1.56	1/19/95 8:06
28	-0.822	1.48	<MDA	7.64	2.52	3.32	<MDA	12.71	2.00	-0.279	0.94	1/19/95 8:08
29	-0.822	1.48	<MDA	7.64	-4.21	1.39	<MDA	12.71	2.00	-0.279	-1.56	1/19/95 8:10
30	-0.822	1.48	<MDA	7.64	-1.52	2.36	<MDA	12.71	2.00	-0.279	-0.56	1/19/95 8:12
31	-0.822	1.48	<MDA	7.64	-0.17	2.71	<MDA	12.71	2.00	-0.279	-0.06	1/19/95 8:15
32	-0.822	1.48	<MDA	7.64	-1.52	2.36	<MDA	12.71	2.00	-0.279	-0.56	1/19/95 8:17
33	-0.822	1.48	<MDA	7.64	-1.52	2.36	<MDA	12.71	2.00	-0.279	-0.56	1/19/95 8:19
34	-0.822	1.48	<MDA	7.64	2.52	3.32	<MDA	12.71	2.00	-0.279	0.94	1/19/95 8:21
35	-0.822	1.48	<MDA	7.64	1.17	3.03	<MDA	12.71	2.00	-0.279	0.44	1/19/95 8:23
36	0.654	1.48	<MDA	7.64	-1.52	2.36	<MDA	12.71	2.00	0.221	-0.56	1/19/95 8:26



# Blairsville Point Survey Form #003

Survey Serial #: 01-097

Survey Section: 1

Survey Unit: 24A

Survey Sub-unit: 4

Classification: 3

Survey Type: Lower

Survey Date: 1/3/95

Count Date: 1/19/95

Alpha Survey Instruments				
Inst. S/N	Inst. Code	Eff. %	Corr. Fac.	Bkg. CPM
1517	7	19.1	5.24	0

Beta Survey Instruments				
Inst. S/N	Inst. Code	Eff. %	Corr. Fac.	Bkg. CPM
1595	12	32.2	3.11	521

Gamma or Beta/Gamma Instruments			
Inst. S/N	Inst. Code	Bkg.	Detection Type
234	23	8	Gamma
1522	22	0.02	Beta / Gamma

Alpha Counting Instruments				
Inst. S/N	Inst. Code	Eff. %	Corr. Fac.	Bkg. CPM
13295	2	33.88	2.95	0.28

Beta Counting Instruments				
Inst. S/N	Inst. Code	Eff. %	Corr. Fac.	Bkg. CPM
13295	3	37.13	2.69	2.06

Surveyor: V. Taylor / C. Vergari

Signature: *V. Taylor* *C. Vergari*

Surface Description	Coordinates		Gamma at 1m uR/hr	Gamma Inst. Code	Beta/Gamma Contact mR/hr	Beta/Gamma Code	Contact Gross 1 min. Count Alpha	Alpha Inst. Code	Contact Gross 1 min. Count Beta	Beta Inst. Code	Scan Contact Gross CPM		Removable DPM/100 cm2 Alpha	Alpha Count Code	Removable DPM/100 cm2 Beta	Beta Count Code	Comments
	X	Y									Max Beta	Avg Beta					
	Floor	2									-1	8					
Floor	2	-4	9	23	0.013	22	4	7	533	12	700	450	-0.82	2	5.21	3	Ceramic tile

**LB5100-W Low Background Counting System -- Smear Analysis**

Date: 1/19/95  
 Counting Unit id: 1  
 Data file name: C:\LBXL\UNIT1\B01-097.XLD  
 Batch Ended: 1/19/95 8:30  
 Crosstalk Correction: Not Applied

Alpha activity action level (DPM): 20.00  
 Beta activity action level (DPM): 200.00  
 Certainty level for MDA and flags: 95.00%  
 High Voltage Setting: 1410

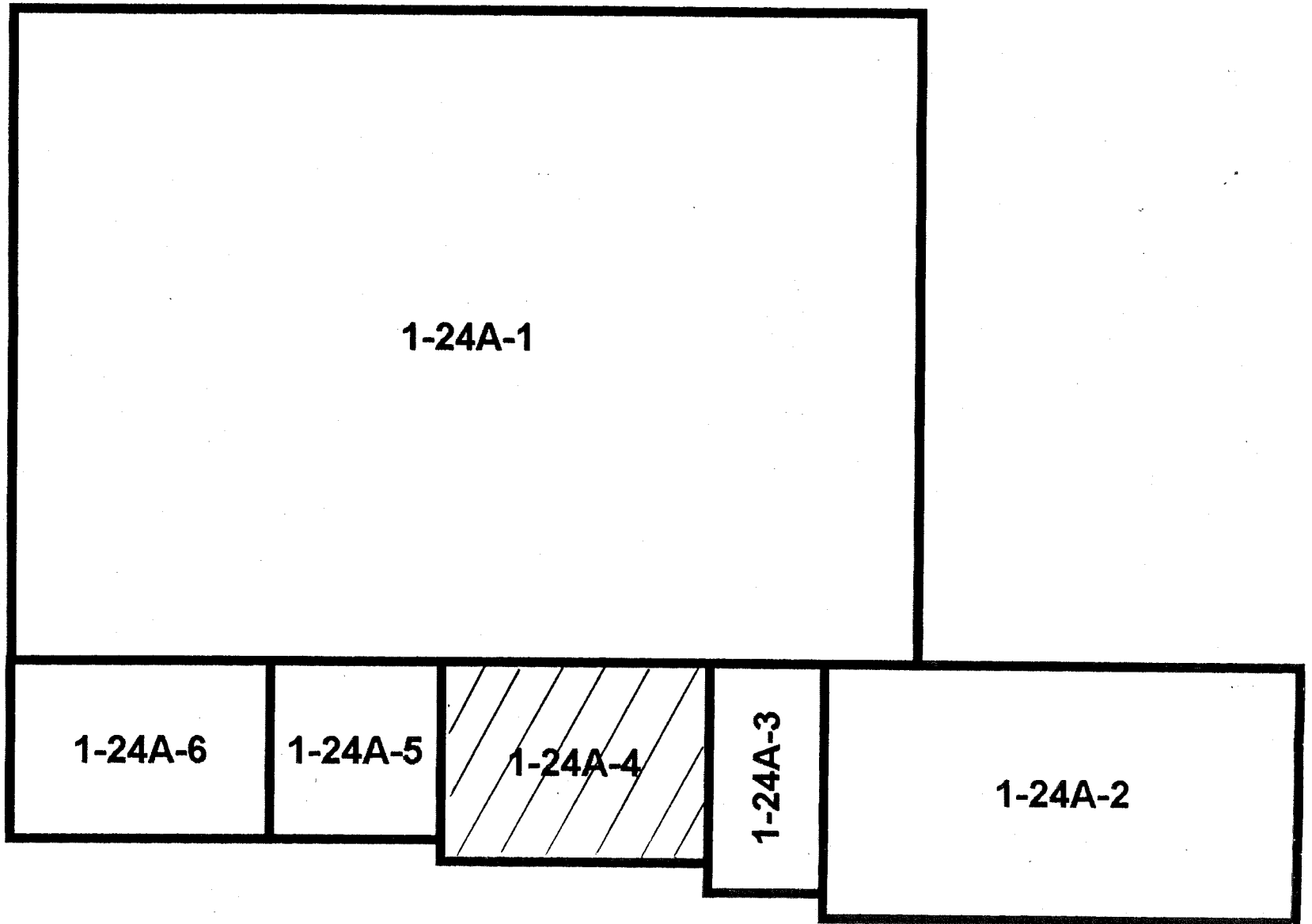
Application Revision: 3  
 Application Version: Standard

Batch ID: Blairsville 1-24A-4 lower

Carrier	Alpha Activity				Beta Activity			
	DPM	$\sigma$	flags	MDA	DPM	$\sigma$	flags	MDA
37	-0.822	1.48	<MDA	7.64	-2.87	1.93	<MDA	12.71
38	-0.822	1.48	<MDA	7.64	5.21	3.82	<AL	12.71

Alpha efficiency log file: th230ab			
Alpha Efficiency: 33.88%			
Alpha to Beta Crosstalk: 24.12%			
Alpha Background (CPM): 0.278571429			
Alpha Correction Factor: 1.000			
Beta efficiency log file: tc99ab			
Beta Efficiency: 37.13%			
Beta into Alpha Crosstalk: 0.03%			
Beta Background (CPM): 2.064285714			
Beta Correction Factor: 1.000			
Count time (min)	Alpha CPM	Beta CPM	Completion Date - Time
2.00	-0.279	-1.06	1/19/95 8:28
2.00	-0.279	1.94	1/19/95 8:30

# UNIT 1-24A



1-24A-1

1-24A-6

1-24A-5

1-24A-4

1-24A-3

1-24A-2

# Blairsville Point survey Form #003

Survey Serial #:	01-098
------------------	--------

Survey Section:	1
-----------------	---

Survey Unit:	24A
--------------	-----

Survey Sub-unit:	5
------------------	---

Classification:	3
-----------------	---

Survey Type:	Lower
--------------	-------

Survey Date:	1/3/95
--------------	--------

Count Date:	1/19/95
-------------	---------


Alpha Survey Instruments				
Inst. S/N	Inst. Code	Eff. %	Corr. Fac.	Bkg. CPM
1517	7	19.1	5.24	4

Beta Survey Instruments				
Inst. S/N	Inst. Code	Eff. %	Corr. Fac.	Bkg. CPM
1595	12	32.2	3.11	545

Gamma or Beta/Gamma Instruments			
Inst. S/N	Inst. Code	Bkg.	Detection Type
234	23	10	Gamma
1522	22	0.017	Beta / Gamma

Alpha Counting Instruments				
Inst. S/N	Inst. Code	Eff. %	Corr. Fac.	Bkg. CPM
13295	2	33.88	2.95	0.28

Beta Counting Instruments				
Inst. S/N	Inst. Code	Eff. %	Corr. Fac.	Bkg. CPM
13295	3	37.13	2.69	2.06

Surveyor:	V. Taylor / C. Vergari
Signature:	

Surface Description	Coordinates		Gamma at 1m	Gamma Inst.	Beta/Gamma Contact	Beta/Gamma	Contact Gross 1 min. Count	Alpha Inst.	Contact Gross 1 min. Count	Beta Inst.	Scan Contact Gross CPM		Removable DPM/100 cm2	Alpha Count	Removable DPM/100 cm2	Beta Count	Comments
	X	Y	uR/hr	Code	mR/hr	Code	Alpha	Code	Beta	Code	Max Beta	Avg Beta	Alpha	Code	Beta	Code	
	Floor	2	-1	10	23	0.017	22	3	7	512	12	639	490	-0.82	2	-0.17	
Floor	1	-2	10	23	0.016	22	5	7	524	12	608	520	-0.82	2	2.52	3	Ceramic tile
Floor	2	-3	10	23	0.013	22	3	7	502	12	561	420	-0.82	2	-0.17	3	Ceramic tile

**LB5100-W Low Background Counting System – Smear Analysis**

Date: 1/19/95  
 Counting Unit id: 1  
 Data file name: C:\LBXL\UNIT1\B01-098.XLD  
 Batch Ended: 1/19/95 8:37  
 Crosstalk Correction: Not Applied

Alpha activity action level (DPM): 20.00  
 Beta activity action level (DPM): 200.00  
 Certainty level for MDA and flags: 95.00%  
 High Voltage Setting: 1410  
 Application Revision: 3  
 Application Version: Standard

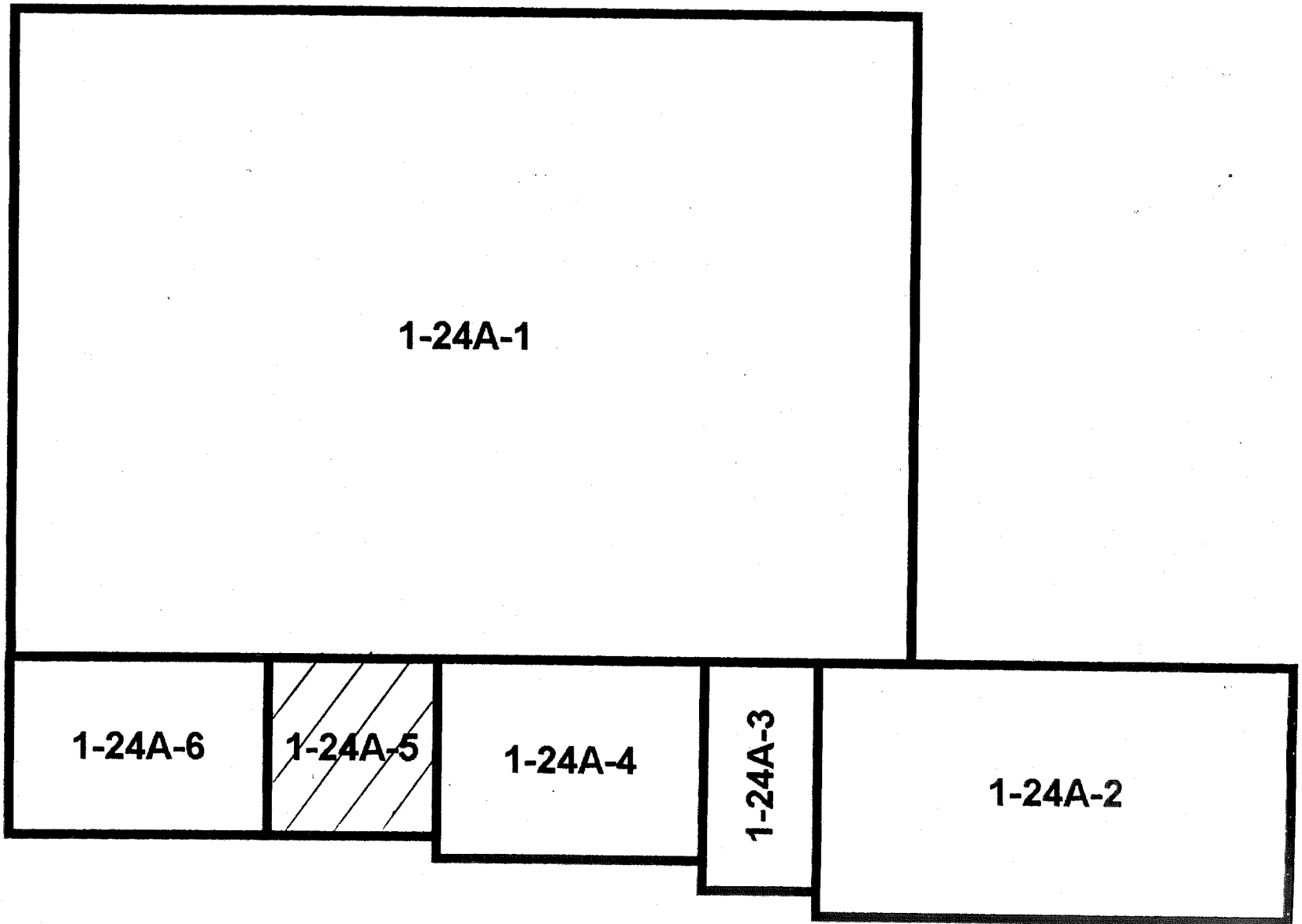
Batch ID: Blairsville 1-24A-5 lower

Carrier	Alpha Activity				Beta Activity				Count time (min)	Alpha CPM	Beta CPM	Completion Date - Time
	DPM	$\sigma$	flags	MDA	DPM	$\sigma$	flags	MDA				
39	-0.822	1.48	<MDA	7.64	-0.17	2.71	<MDA	12.71	2.00	-0.279	-0.06	1/19/95 8:32
40	-0.822	1.48	<MDA	7.64	2.52	3.32	<MDA	12.71	2.00	-0.279	0.94	1/19/95 8:34
41	-0.822	1.48	<MDA	7.64	-0.17	2.71	<MDA	12.71	2.00	-0.279	-0.06	1/19/95 8:37

Alpha efficiency log file: th230ab Alpha Efficiency: 33.88% Alpha to Beta Crosstalk: 24.12% Alpha Background (CPM): 0.278571429 Alpha Correction Factor: 1.000
Beta efficiency log file: tc99ab Beta Efficiency: 37.13% Beta into Alpha Crosstalk: 0.03% Beta Background (CPM): 2.064285714 Beta Correction Factor: 1.000



# UNIT 1-24A



# Blairsville Point Survey Form #003

Survey Serial #: **01-099**

Survey Section: **1**

Survey Unit: **24A**

Survey Sub-unit: **6**

Classification: **3**

Survey Type: **Lower**

Survey Date: **1/3/95**

Count Date: **1/19/95**

Alpha Survey Instruments				
Inst. S/N	Inst. Code	Eff. %	Corr. Fac.	Bkg. CPM
1517	7	19.1	5.24	3

Alpha Counting Instruments				
Inst. S/N	Inst. Code	Eff. %	Corr. Fac.	Bkg. CPM
13295	2	33.88	2.95	0.28

Beta Survey Instruments				
Inst. S/N	Inst. Code	Eff. %	Corr. Fac.	Bkg. CPM
1595	12	32.2	3.11	467

Beta Counting Instruments				
Inst. S/N	Inst. Code	Eff. %	Corr. Fac.	Bkg. CPM
13295	3	37.13	2.69	2.06

Gamma or Beta/Gamma Instruments			
Inst. S/N	Inst. Code	Bkg.	Detection Type
234	23	7	Gamma
1522	22	0.016	Beta / Gamma

Surveyor: **V. Taylor / C. Vergari**

Signature: *V. Taylor* *Carmen Vergari*

Surface Description	Coordinates		Gamma at 1m uR/hr	Gamma Inst. Code	Beta/Gamma Contact mR/hr	Beta/Gamma Code	Contact Gross 1 min. Count Alpha	Alpha Inst. Code	Contact Gross 1 min. Count Beta	Beta Inst. Code	Scan Contact		Removable DPM/100 cm2 Alpha	Alpha Count	Removable DPM/100 cm2 Beta	Beta Count	Comments
											Gross CPM						
	X	Y									Max Beta	Avg Beta					
Floor	2	-2	9	23	0.015	22	3	7	491	12	667	500	-0.82	2	3.87	3	Ceramic tile
Floor	2	-4	8	23	0.012	22	4	7	453	12	576	450	0.65	2	3.87	3	Ceramic tile
Floor	1	-5	8	23	0.019	22	3	7	496	12	628	450	-0.82	2	-1.52	3	Ceramic tile
Floor	2	-5	7	23	0.021	22	2	7	468	12	641	460	-0.82	2	-1.52	3	Ceramic tile

**LB5100-W Low Background Counting System -- Smear Analysis**

Date: 1/19/95  
 Counting Unit id: 1  
 Data file name: C:\LBXL\UNIT1\B01-099.XLD  
 Batch Ended: 1/19/95 8:46  
 Crosstalk Correction: Not Applied

Alpha activity action level (DPM): 20.00  
 Beta activity action level (DPM): 200.00  
 Certainty level for MDA and flags: 95.00%  
 High Voltage Setting: 1410

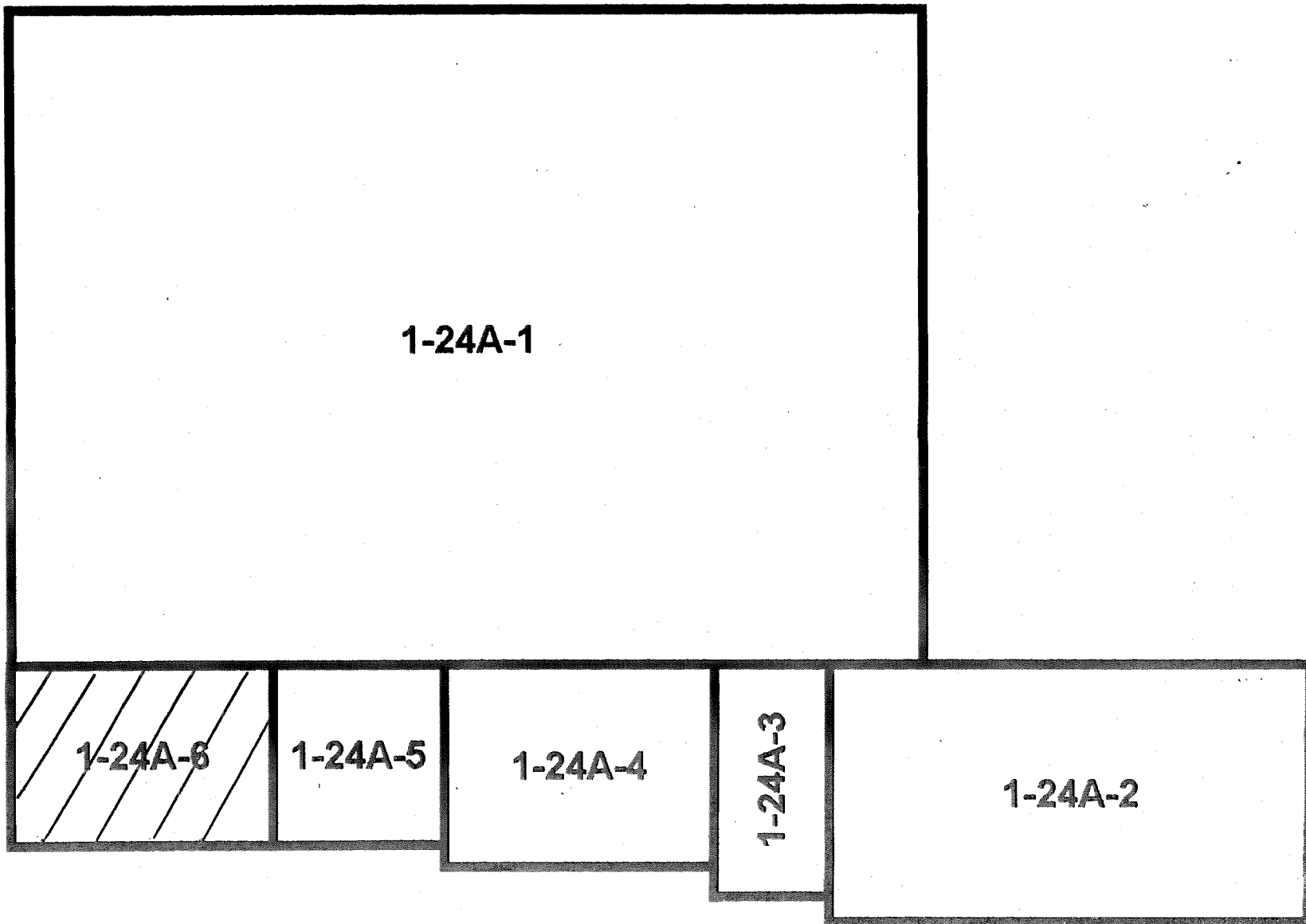
Application Revision: 3  
 Application Version: Standard

Batch ID: Blairsville 1-24A-6 lower

Carrier	Alpha Activity				Beta Activity				Count time (min)	Alpha CPM	Beta CPM	Completion Date - Time
	DPM	$\sigma$	flags	MDA	DPM	$\sigma$	flags	MDA				
42	-0.822	1.48	<MDA	7.64	3.87	3.58	<MDA	12.71	2.00	-0.279	1.44	1/19/95 8:39
43	0.654	1.48	<MDA	7.64	3.87	3.58	<MDA	12.71	2.00	0.221	1.44	1/19/95 8:41
44	-0.822	1.48	<MDA	7.64	-1.52	2.36	<MDA	12.71	2.00	-0.279	-0.56	1/19/95 8:43
45	-0.822	1.48	<MDA	7.64	-1.52	2.36	<MDA	12.71	2.00	-0.279	-0.56	1/19/95 8:46

Alpha efficiency log file: th230ab Alpha Efficiency: 33.88% Alpha to Beta Crosstalk: 24.12% Alpha Background (CPM): 0.278571429 Alpha Correction Factor: 1.000
Beta efficiency log file: tc99ab Beta Efficiency: 37.13% Beta into Alpha Crosstalk: 0.03% Beta Background (CPM): 2.064285714 Beta Correction Factor: 1.000

# UNIT 1-24A



1-24A-1

1-24A-6

1-24A-5

1-24A-4

1-24A-3

1-24A-2

# Blairsville Point Survey Form #003

Survey Serial #: **01-100**

Survey Section: **1**

Survey Unit: **28**

Survey Sub-unit: **4**

Classification: **3**

Survey Type: **Lower**

Survey Date: **1/3/95**

Count Date: **1/19/95**

Alpha Survey Instruments				
Inst. S/N	Inst. Code	Eff. %	Corr. Fac.	Bkg. CPM
1517	7	19.1	5.24	2

Beta Survey Instruments				
Inst. S/N	Inst. Code	Eff. %	Corr. Fac.	Bkg. CPM
1595	12	32.2	3.11	331

Gamma or Beta/Gamma Instruments			
Inst. S/N	Inst. Code	Bkg.	Detection Type
234	23	6	Gamma
1522	22	0.018	Beta / Gamma

Alpha Counting Instruments				
Inst. S/N	Inst. Code	Eff. %	Corr. Fac.	Bkg. CPM
13295	2	33.88	2.95	0.28

Beta Counting Instruments				
Inst. S/N	Inst. Code	Eff. %	Corr. Fac.	Bkg. CPM
13295	3	37.13	2.69	2.06

Surveyor: **V. Taylor / C. Vergari**  
 Signature: *V. Taylor* *C. Vergari*

Surface Description	Coordinates		Gamma at 1m uR/hr	Gamma Inst. Code	Beta/Gamma Contact mR/hr	Beta/Gamma Code	Contact Gross 1 min. Count Alpha	Alpha Inst. Code	Contact Gross 1 min. Count Beta	Beta Inst. Code	Scan Contact Gross CPM		Removable DPM/100 cm2 Alpha	Alpha Count Code	Removable DPM/100 cm2 Beta	Beta Count Code	Comments
											Max Beta	Avg Beta					
	X	Y															
Floor	4	-2	7	23	0.02	22	2	7	387	12	469	360	-0.82	2	-1.52	3	Painted concrete
Floor	6	-6	6	23	0.009	22	1	7	383	12	458	290	0.85	2	-1.52	3	Painted concrete
Floor	4	-10	5	23	0.014	22	1	7	382	12	427	290	0.85	2	2.52	3	Painted concrete
Floor	6	-12	5	23	0.009	22	2	7	334	12	554	350	-0.82	2	-2.87	3	Painted concrete
Floor	2	-14	5	23	0.012	22	3	7	329	12	443	300	-0.82	2	-0.17	3	Painted concrete
Floor	1	-18	5	23	0.011	22	0	7	326	12	432	300	-0.82	2	-1.52	3	Painted concrete
Floor	6	-18	6	23	0.014	22	1	7	376	12	443	300	-0.82	2	-2.87	3	Painted concrete
Floor	6	-21	5	23	0.012	22	3	7	348	12	394	290	-0.82	2	-0.17	3	Painted concrete
Floor	6	-23	5	23	0.01	22	3	7	327	12	479	260	-0.82	2	-2.87	3	Painted concrete
Floor	4	-26	6	23	0.012	22	3	7	332	12	393	260	-0.82	2	10.60	3	Painted concrete

**LB5100-W Low Background Counting System – Smear Analysis**

Date: 1/19/95  
 Counting Unit id: 1  
 Data file name: C:\LBXL\UNIT1\B01-100.XLD  
 Batch Ended: 1/19/95 9:08  
 Crosstalk Correction: Not Applied

Alpha activity action level (DPM): 20.00  
 Beta activity action level (DPM): 200.00  
 Certainty level for MDA and flags: 95.00%  
 High Voltage Setting: 1410

Application Revision: 3  
 Application Version: Standard

Alpha efficiency log file: th230ab Alpha Efficiency: 33.88% Alpha to Beta Crosstalk: 24.12% Alpha Background (CPM): 0.278571429 Alpha Correction Factor: 1.000
Beta efficiency log file: tc99ab Beta Efficiency: 37.13% Beta into Alpha Crosstalk: 0.03% Beta Background (CPM): 2.064285714 Beta Correction Factor: 1.000
Count time (min)    Alpha CPM    Beta CPM    Completion Date - Time
2.00    -0.279    -0.56    1/19/95 8:48
2.00    0.221    -0.56    1/19/95 8:50
2.00    0.221    0.94    1/19/95 8:52
2.00    -0.279    -1.06    1/19/95 8:54
2.00    -0.279    -0.06    1/19/95 8:57
2.00    -0.279    -0.56    1/19/95 8:59
2.00    -0.279    -1.06    1/19/95 9:01
2.00    -0.279    -0.06    1/19/95 9:03
2.00    -0.279    -1.06    1/19/95 9:05
2.00    -0.279    3.94    1/19/95 9:08

Batch ID: Blairsville 1-28-4 lower

Carrier	Alpha Activity				Beta Activity			
	DPM	$\sigma$	flags	MDA	DPM	$\sigma$	flags	MDA
46	-0.822	1.48	<MDA	7.64	-1.52	2.36	<MDA	12.71
47	0.654	1.48	<MDA	7.64	-1.52	2.36	<MDA	12.71
48	0.654	1.48	<MDA	7.64	2.52	3.32	<MDA	12.71
49	-0.822	1.48	<MDA	7.64	-2.87	1.93	<MDA	12.71
50	-0.822	1.48	<MDA	7.64	-0.17	2.71	<MDA	12.71
51	-0.822	1.48	<MDA	7.64	-1.52	2.36	<MDA	12.71
52	-0.822	1.48	<MDA	7.64	-2.87	1.93	<MDA	12.71
53	-0.822	1.48	<MDA	7.64	-0.17	2.71	<MDA	12.71
54	-0.822	1.48	<MDA	7.64	-2.87	1.93	<MDA	12.71
55	-0.822	1.48	<MDA	7.64	10.60	4.68	<AL	12.71

# MAIN BUILDING UNIT 1-28

