



Entergy Nuclear Northeast
Entergy Nuclear Operations, Inc.
Vermont Yankee
P.O. Box 0500
185 Old Ferry Road
Brattleboro, VT 05302-0500
Tel 802 257 5271

February 8, 2006

BVY 06-013

ATTN: Document Control Desk
U.S. Nuclear Regulatory Commission
Washington, DC 20555-0001


**Subject: Vermont Yankee Nuclear Power Station
Vermont Yankee 2005 Summary Reports for
In-service Inspection and Repairs or Replacements**

In accordance with ASME Section XI, Code Case N-532-1 "Alternative Requirements to Repair and Replacement Documentation Requirements and In-service Summary Report Preparation and Submission as Required by IWA-4000 and IWA-6000," Vermont Yankee (VY) hereby submits 2005 Form OAR-1, Owners Activity Report for Inservice Inspections and 2005 Form NIS-2A, Repair/Replacement Certification Record for Repairs and Replacements. These reports describe in-service inspections, repairs and replacements performed during the period May 5, 2004 through November 11, 2005. VY's fourth ten year interval began September 1, 2003.

There are no new commitments being made in this submittal.

If you have any questions or require additional information, please contact me at (802)258-4236.

Sincerely,


James M. DeVincentis
Manager, Licensing
Vermont Yankee Nuclear Power Station

Attachments (2)
cc list - next page

A047

cc: Mr. Richard B. Ennis, Project Manager
Project Directorate I
Division of Licensing Project Management
Office of Nuclear Reactor Regulation
Mail Stop O 8 B1
Washington, DC 20555


Mr. Samuel J. Collins
Regional Administrator, Region 1
U.S. Nuclear Regulatory Commission
475 Allendale Road
King of Prussia, PA 19406-1415

USNRC Resident Inspector
Entergy Nuclear Vermont Yankee, LLC
P.O. Box 157
Vernon, Vermont 05354

Mr. David O'Brien, Commissioner
VT Department of Public Service
112 State Street – Drawer 20
Montpelier, Vermont 05620-2601



Entergy Nuclear Northeast Vermont Yankee



Owner's Activity Report (OAR-1) for Inservice Inspections

May 5, 2004 through November 11, 2005

Reviewed By: 
Inservice Inspection Coordinator

Date: 1-10-2006

Approved By: 
P.B. 
Programs & Components Manager

Date: 1/16/06

FORM OAR-1 OWNER'S ACTIVITY REPORT

Report Number 05-01-01

Owner Entergy Nuclear Northeast, 185 Old Ferry Road, Brattleboro, VT 05352
(Name and Address of Owner)

Plant Entergy Nuclear Northeast, P.O. Box 157, Governor Hunt Road, Vernon, VT 05354-0157
(Name and Address of Plant)

Unit No. 1 Commercial service date 11-30-1972 Refueling outage no. 25
(If applicable)

Current inspection interval 4th Inspection Interval
(1st, 2nd, 3rd, 4th, other)

Current inspection period 1st Inspection Period
(1st, 2nd, 3rd)

Edition and Addenda of Section XI applicable to the inspection plan 1998 Edition, 2000 Addenda

Date and revision of inspection plan PP 7015 Vermont Yankee Inservice Inspection Program, Revision 5, dated 9/8/2005

Edition and Addenda of Section XI applicable to repairs and replacements, if different than the inspection plan _____
N/A

CERTIFICATE OF CONFORMANCE

I certify that the statements made in this Owner's Activity Report are correct and that the examinations, tests, repairs, replacements, evaluations and corrective measures represented by this report conform to the requirements of Section XI.

Certificate of Authorization No. DPR-28 Expiration Date 03-21-2012
(if applicable)

Signed *JR Dreyfuss* Date 1/25/04
Owner or Owner's Designee, Title
ENGIN DIRECTOR

CERTIFICATE OF INSERVICE INSPECTION

I the undersigned, holding a valid commission issue by the National Board of Boiler and Pressure Vessel Inspectors and the State or Province of Vermont and employed by Hartford Steam Boiler of Connecticut of Connecticut have inspected the items described in this Owner's Activity Report, during the period May 5, 2004 to November 11, 2005, and state that to the best of my knowledge and belief, the Owner has performed all activities represented by this report in accordance with the requirements of Section XI.

By signing this certificate neither the Inspector nor his employer makes any warranty, expressed or implied, concerning the examinations, tests, repairs or replacements, evaluation and corrective measures described in this report. Furthermore, neither the inspector nor his employer shall be liable in any manner for any personal injury or property damage or a loss of any kind arising from the connected with this inspection.

CA d dr Commissions AM1372 (ANI) VT 941
Inspector's Signature National Board, State, Province and Endorsements

Date 1-25-06

TABLE 1					
ABSTRACT OF EXAMINATIONS AND TESTS					
Examination Category	Total Examinations Required for The Interval	Total Examinations Credited for This Period	Total Examinations Credited (%) For The Period	Total Examinations Credited (%) To Date for The Interval	Remarks
CLASS 1					
B-A	26	7	100%	27%	No examinations scheduled or performed during RFO-25.
B-B	N/A	N/A	N/A	N/A	No B-B Category welds exist at Vermont Yankee.
B-D	58	10	56%	17%	For Nozzle to Vessel Welds: Relief Request ISI 09 allows the use of Code Case N-613 as an alternative to Supplement 7. For Inner Radius Welds: Reference Code Case N-552 for nozzle modeling / demonstration requirements.
B-F	22	5	71%	23%	Relief Request ISI 04 allows the use of Code Case N-663 (surface examination not required). Relief Request ISI 05 allows the use of PDI as an alternative to Supplement 10.
B-G-1	208	44	92%	21%	No examinations scheduled or performed during RFO-25.
B-G-2	135	31	N/A - When Dissassembled	23%	Six (6) CRD, four (4) relief & three (3) safety relief valve bolting were examined during RFO-25.
B-J	65	22	100%	34%	Relief Request ISI 02 allows the use of Code Case N-560 for Category B-J selection and examination criteria. Seven (7) components were examined during RFO-25 in accordance with Code Case N-560. Component Nos. MS4A-F2 and MS4A-F2A: "None" are items that in accordance with Code Case N-560 no degradation mechanism was identified but are included in the selection population.
B-K	3	1	100%	33%	None
B-L-1	N/A	N/A	N/A	N/A	No B-L-1 Category welds exist at Vermont Yankee.
B-L-2	2	0	N/A - When Dissassembled	0%	No examinations performed during RFO-25.
B-M-1	N/A	N/A	N/A	N/A	No B-M-1 Category welds exist at Vermont Yankee.
B-M-2	43	10	N/A - When Dissassembled	23%	No examinations performed during RFO-25.

TABLE 1					
ABSTRACT OF EXAMINATIONS AND TESTS					
Examination Category	Total Examinations Required for The Interval	Total Examinations Credited for This Period	Total Examinations Credited (%) For The Period	Total Examinations Credited (%) To Date for The Interval	Remarks
CLASS 1 (continued)					
B-N-1	1	1	N/A	N/A	The examination requirements for Category B-N-1 are defined in Program Procedure PP 7027 "Reactor Vessel Internals Inspection Program." Category B.N.1, Item No. B13.10 is a general interior inspection of the vessel performed each outage. It includes all in-vessel examinations performed for any reason. As such, there is no overall target for exams to be completed each period or interval.
B-N-2	23	10	N/A	N/A	The examination requirements for Category B-N-2 are defined in Program Procedure PP 7027 "Reactor Vessel Internals Inspection Program." Percent complete is not noted since examinations are deferrable to end of interval. None were scheduled or performed during RFO-25.
B-O	6	2	100%	33%	No examinations scheduled or performed during RFO-25.
B-P	140	40	100%	29%	The examination selection and frequency for Category B-P is defined in Program Procedure PP 7034 "Inservice Inspection Pressure Test Program." None were scheduled or performed during RFO-25.

TABLE 1					
ABSTRACT OF EXAMINATIONS AND TESTS					
Examination Category	Total Examinations Required for The Interval	Total Examinations Credited for This Period	Total Examinations Credited (%) For The Period	Total Examinations Credited (%) To Date for The Interval	Remarks
CLASS 2					
C-A	4	1	100%	25%	None
C-B	6	2	100%	33%	None
C-C	7	3	100%	43%	None
C-D	N/A	N/A	N/A	N/A	No Category C-D bolting exists at Vermont Yankee.
C-F-1	N/A	N/A	N/A	N/A	No Category C-F-1 welds exist at Vermont Yankee.
C-F-2	63	24	100%	38%	Relief Request ISI 04 allows the use of Code Case N-663 (surface examination not required).
C-G	N/A	N/A	N/A	N/A	No Category C-G welds exist at Vermont Yankee.
C-H	135	45	100%	33%	None

TABLE 1					
ABSTRACT OF EXAMINATIONS AND TESTS					
Examination Category	Total Examinations Required for The Interval	Total Examinations Credited for This Period	Total Examinations Credited (%) For The Period	Total Examinations Credited (%) To Date for The Interval	Remarks
CLASS 3					
D-A	10	2	100%	20%	None
D-B	72	22	92%	30%	None.


TABLE 1						
ABSTRACT OF EXAMINATIONS AND TESTS						
Examination Category	Total Examinations Required for The Interval	Total Examinations Credited for This Period	Total Examinations Credited (%) For The Period	Total Examinations Credited (%) To Date for The Interval	Remarks	
IWF COMPONENT SUPPORTS						
F-A	129	43	100%	33%	None	

TABLE 1					
ABSTRACT OF EXAMINATIONS AND TESTS					
Examination Category	Total Examinations Required for The Interval	Total Examinations Credited for This Period	Total Examinations Credited (%) For The Period	Total Examinations Credited (%) To Date for The Interval	Remarks
AUGMENTED					
AUGMENTED Class 2 Welds	8	4	100%	50%	One augmented examination on component MS1B-F10 was done in RFO-25 and will be credited to RFO-26.
AUGMENTED Class 2 Supports	7	3	100%	43%	Two augmented examinations on components MSH-111 & MSH-112 were done in RFO-25 and will be credited to RFO-26.

TABLE 1					
ABSTRACT OF EXAMINATIONS AND TESTS					
Examination Category	Total Examinations Required for The Interval	Total Examinations Credited for This Period	Total Examinations Credited (%) For The Period	Total Examinations Credited (%) To Date for The Interval	Remarks
IWE COMPONENT SUPPORTS					
E-A	887	277	100%	33%	None
E-C	0	0	0	0	No augmented inspections currently identified at VY.



Entergy Nuclear Northeast Vermont Yankee




Repair/Replacement Certification Record (NIS-2A) for Repairs and Replacements

May 5, 2004 through November 11, 2005

Reviewed By: 
Repair/Replacement Coordinator

Date: 1/11/06

Approved By: 
Programs & Components Manager

Date: 1/11/06

FORM NIS-2A REPAIR/REPLACEMENT CERTIFICATION RECORD

OWNER'S CERTIFICATE OF CONFORMANCE

I certify that the repairs and replacements represent by Repairs/Replacement
repair or replacement

Plan number AP 0070, ASME Section XI Repair and Replacement Procedure, Revision 3, dated 9-1-2003 conforms to the requirements of Section XI.

Type Code Symbol Stamp N/A

Certificate of Authorization No. DPR-28 Expiration Date 3-21-2012

Signed JR Dreyfuss Date 1/25/04
Owner or Owner's Designee, Title
ENGIN. DIRECTOR

CERTIFICATE OF INSERVICE INSPECTION

I, the undersigned, holding a valid commission issue by the National Board of Boiler and Pressure Vessel Inspectors and the State or Province of Vermont and employed by Hartford Steam Boiler of Connecticut

of Connecticut have inspected the items described in Repair/Replacement Plan, number AP 0070., Revision 3, during the period May 5, 2004 to November 11, 2005

and state that to the best of my knowledge and belief, the Owner has performed all activities described in the Repair/Replacement Plan in accordance with the requirements of Section XI.

By signing this certificate neither the Inspector nor his employer makes any warranty, expressed or implied, concerning the activities described in the Repair/Replacement Plan. Furthermore, neither the inspector nor his employer shall be liable in any manner for any personal injury or property damage or a loss of any kind arising from the connected with this inspection.

[Signature] Commissions 2911372 (ANS) LT 941
Inspector's Signature National Board, State, Province and Endorsements

Date 1-25-06

Repair/Replacement Log

FOURTH INTERVAL

FIRST PERIOD
Refuel Outage 25

R&R LOG 2004 - 2005

ABSTRACT OF REPAIRS, REPLACEMENTS OR CORRECTIVE MEASURES REQUIRED FOR CONTINUED SERVICE

Code Class	Repair / Replacement or Corrective Measure	Item Description and Description of Work	Flaw or Relevant Condition Found During Scheduled Section XI Examination or Test (Yes/No)	Close Date	Repair / Replacement Plan Number
3	Replacement	Replace Suction Barrel P-8-1B	No	04/23/2003	MM 2002-021
3	Replacement	Replace Suction Barrel P-8-1D	No	07/23/2003	MM 2002-035
2	Replacement	Replace Accumulator #38-27	No	07/15/2004	WO 03-003301-000
2	Replacement	Replace Valve V70-74D	No	10/05/2004	WO 99-011101-000
2	Replacement	Replace Valve V70-72D	No	10/05/2004	WO 99-011107-000
2	Replacement	Replace Valve V70-73D	No	10/05/2004	WO 99-011109-000
2	Replacement	Replace Drywell Hatch X1 Bolting	No	05/12/2004	WO 02-0004779-000
3	Replacement	Replace Suction Barrel P-8-1C	No	01/07/2004	MM 2002-036
3	Replacement	Replace FCV-104-17C	No	07/27/2004	WO 03-0003614-000
3	Replacement	Replace V70-316A	No	07/27/2004	WO 01-0006406-000
3	Replacement	Replace V70-315A	No	12/16/2005	WO 01-0006408-000
3	Replacement	Replace V70-316B	No	07/27/2004	WO 01-0006409-000
2	Replacement	Replace CRD 26-43	No	06/10/2004	WO 03-0000778-002
2	Replacement	Replace CRD 10-23	No	06/10/2004	WO 03-0000778-003
2	Replacement	Replace CRD 6-23	No	06/10/2004	WO 03-0000778-004
2	Replacement	Replace CRD 10-27	No	06/10/2004	WO 03-0000778-005
2	Replacement	Replace CRD 18-19	No	06/18/2004	WO 03-0000778-006
2	Replacement	Replace CRD 38-35	No	06/10/2004	WO 03-0000778-007
2	Replacement	Replace CRD 22-39	No	06/18/2004	WO 03-0000778-008
2	Replacement	Replace Valve V70-74A	No	10/05/2004	WO 99-0011103-000
2	Replacement	Replace Valve V70-71A	No	10/05/2004	WO 99-0011104-000
2	Replacement	Replace Valve V70-72A	No	10/05/2004	WO 99-0011106-000
2	Replacement	Replace Valve V70-73A	No	10/05/2004	WO 99-0011108-000
3	Replacement	Replace Valve V10-184	No	06/23/2004	WO 03-0002353-000
1	Replacement	Replace RV-2-71D	No	10/25/2004	WO 03-0001788-000
1	Replacement	Replace RV-2-71B	No	10/25/2004	WO 03-0001786-000
1	Replacement	Replace RV-2-71C	No	11/30/2004	WO 03-0001787-000
1	Replacement	Replace RV-2-71A	No	10/27/2004	WO 03-0002268-000

Repair/Replacement Log

FOURTH INTERVAL

**FIRST PERIOD
Refuel Outage 25**

Code Class	Repair / Replacement or Corrective Measure	Item Description and Description of Work	Flaw or Relevant Condition Found During Scheduled Section XI Examination or Test (Yes/No)	Close Date	Repair / Replacement Plan Number
2	Replacement	Replace SR-14-20B	No	06/29/2004	WO 04-0000713-000
2	Replacement	Replace SR-23-66	No	07/20/2004	WO 04-0000683-000
2	Replacement	Replace SR-23-34	No	07/20/2004	WO 04-0000693-000
2	Repair	Weld to V23-18 body	No	05/10/2004	WO 03-0003304-000
1	Replacement	Rotate Valve SV-2-70A	No	10/27/2004	WO 03-0002280-000
1	Replacement	Rotate Valve SV-2-70B	No	10/27/2004	WO 03-0001559-000
1	Repair	Refurbish V2-86C	Yes	10/27/2004	WO 04-0001275-000
1	Repair	Refurbish V2-80B	Yes	10/27/2004	WO 04-0001270-000
1	Repair	Refurbish V2-80B	Yes	05/11/2004	WO 03-0005248-001
1	Replacement	Snubber Rotation, FW-15	No	06/23/2004	WO 03-0001835-000
1	Repair	Refurbish V2-86A	Yes	11/30/2004	WO 04-0001274-000
3	Repair	Repair Valve Guides	No	07/06/2004	WO 04-0001455-000
2	Replacement	Snubber Rotation, CS-HD90C	No	06/09/2004	WO 03-001514-000
3	Replacement	Replace 20" SW-3 Piping	No	06/07/2004	WO 03-003874-000
1	Repair	Refurbish V2-86D	No	09/24/2004	WO 03-0004824-001
2	Replacement	Replace Valves V23-813, V23-814, V23-815, V23-816	No	06/15/2004	WO 04-001279-000
3	Replacement	Replace 8" SW-20A Pipe	No	12/08/2004	WO 04-001499-000
2	Repair	Remove Indication, Support FDW-HD36 Welds	Yes	06/08/2004	WO 04-001664-000
2	Repair	Remove Indication, Support FDW-HD39 Welds	Yes	06/08/2004	WO 04-001665-000
2	Replacement	Replace Safety Head S-13-3	No	10/05/2004	WO 04-000119-000
1	Repair	Repair Indications on SLC Welds SL11-F12, SL11-F27, SL11-F28, SL11-F17 and SL11-F25B	Yes	02/24/2005	CR-VTY-2004-01917
3	Replacement	Replace Pump P-7-1B	No	04/25/2005	WO 04-005597-000
3	Replacement	Replace Valve RV-19-43D	No	04/15/2005	WO 04-004011-000
3	Replacement	Replace Valve RV-19-43C	No	05/16/2005	WO 04-004012-000
1	Replacement	Replace Valve RV-2-71A	No	12/14/2005	WO 04-003302-000
1	Replacement	Replace Valve RV-2-71B	No	12/14/2005	WO 04-003196-000
1	Replacement	Replace Valve RV-2-71D	No	12/14/2005	WO 04-0003198-000
1	Replacement	Replace Valve RV-2-71C	No	12/14/2005	WO 04-0003197-000
1	Replacement	Replace Valve SV-2-70C	No	12/14/2005	WO 04-0004201-000
1	Replacement	Replace Valve SV-2-70A	No	12/16/2005	WO 04-0003306-000
1	Replacement	Replace Valve SV-2-70B	No	12/14/2005	WO 04-0003516-000
3	Replacement	Replace Valve V70-172D	No	09/22/2005	WO 03-0005615-000

Repair/Replacement Log

FOURTH INTERVAL

**FIRST PERIOD
Refuel Outage 25**

Code Class	Repair / Replacement or Corrective Measure	Item Description and Description of Work	Flaw or Relevant Condition Found During Scheduled Section XI Examination or Test (Yes/No)	Close Date	Repair / Replacement Plan Number
2	Replacement	Replace HCU Accumulator # 34-31	No	05/26/2005	WO 05-0001434-000
2	Replacement	Replace Valve V16-19-77	No	06/21/2005	WO 04-0001950-000
2	Replacement	Replace Valve SR-72-3A	No	06/14/2005	WO 04-0001951-000
3	Replacement	Replace Valve SR-70-2A	No	10/05/2005	WO 05-0001392-000
2	Replacement	Replace HCU Accumulator Tank TK-3-125-22-11	No	10/13/2005	WO 05-0003295-000
1	Repair	Repair Relief Valve SN# L2939	No	10/27/2005	WO 05-0000727-000
2	Repair	Repair Snubber SN# 32199	No	01/05/2006	WO 04-0003610-000
3	Replacement	Replace Piping 8" SW-20A	No	11/18/2005	WO 05-0003571-000