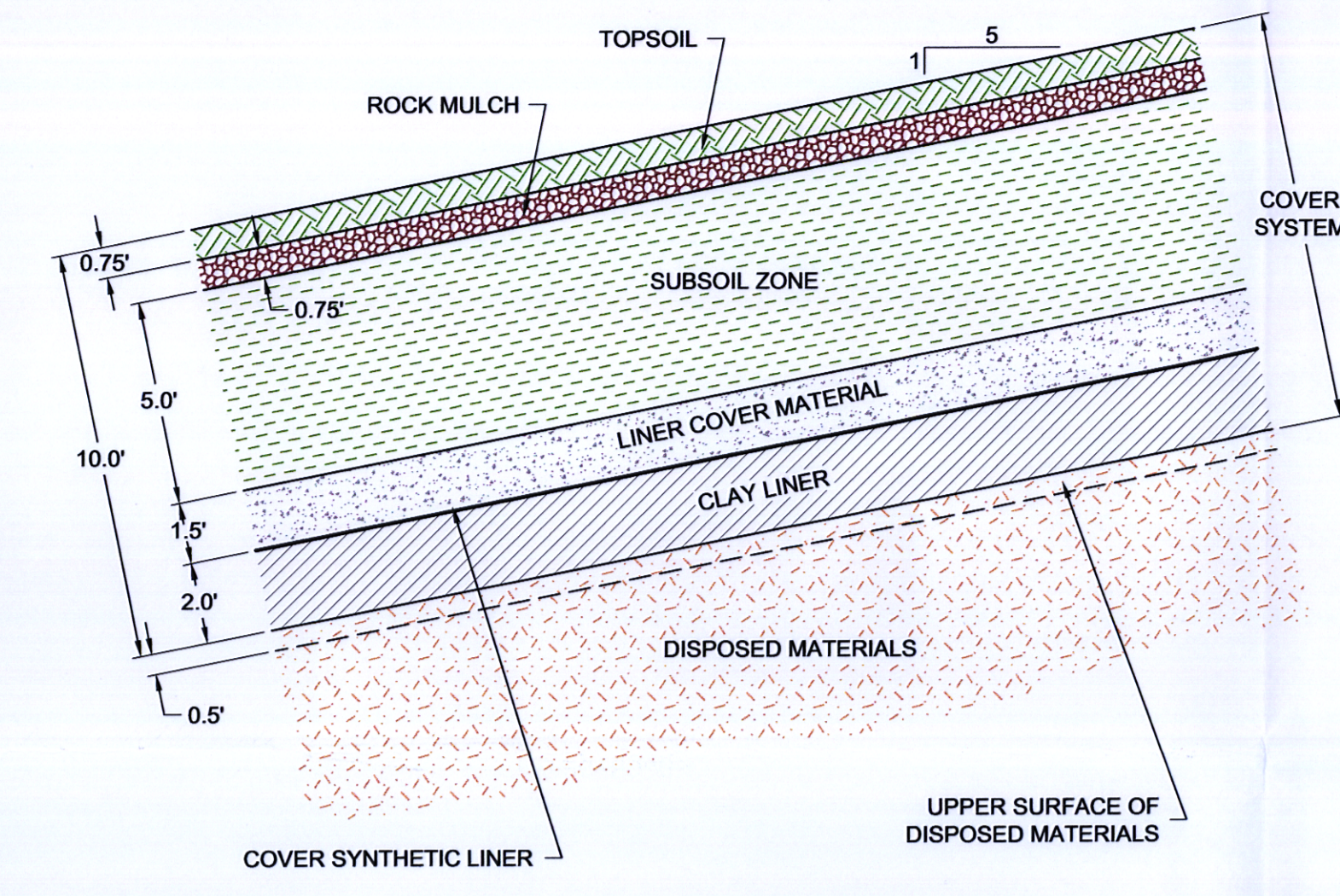
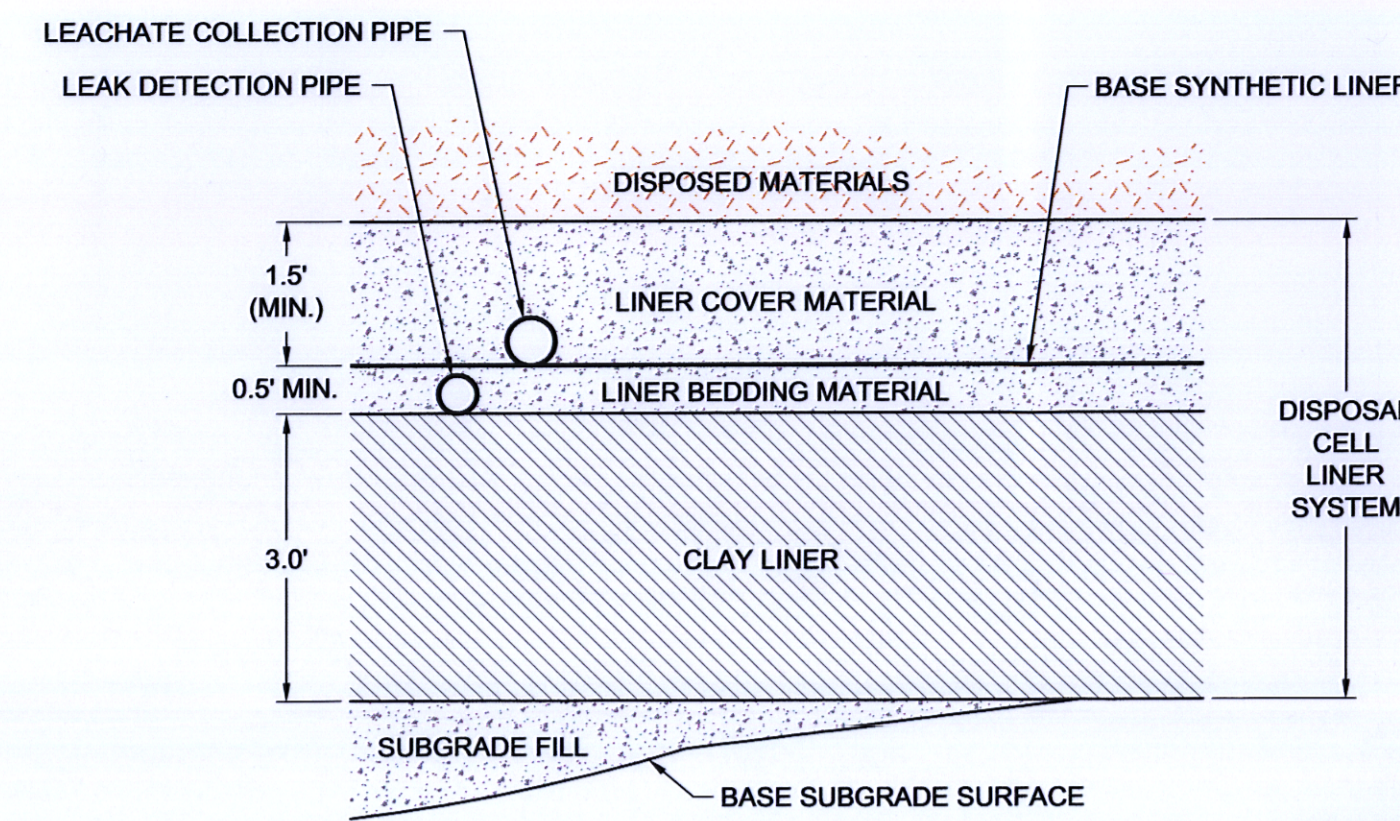


DETAIL 3
TYPICAL COVER SYSTEM, TOP OF CELL

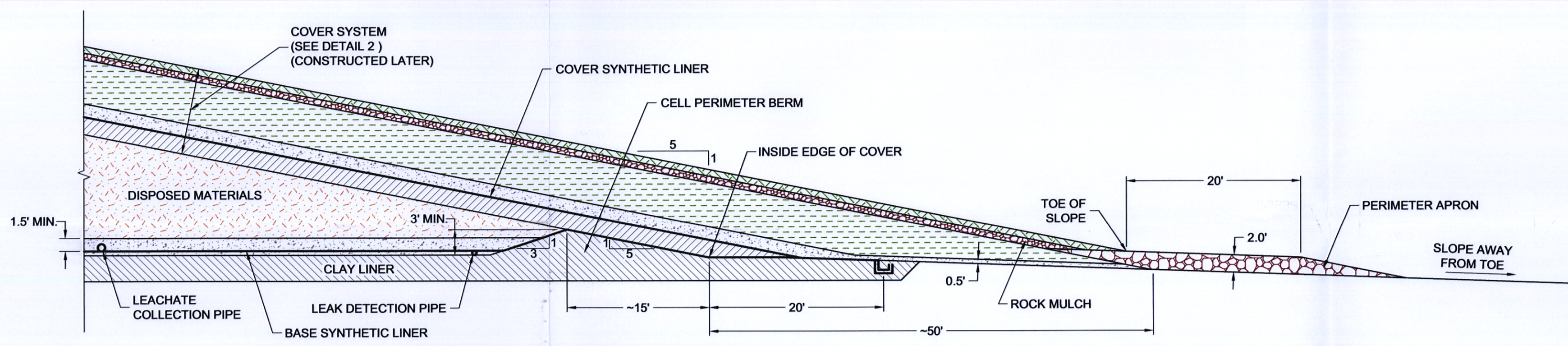


DETAIL 2
TYPICAL COVER SYSTEM, CELL SIDE SLOPES

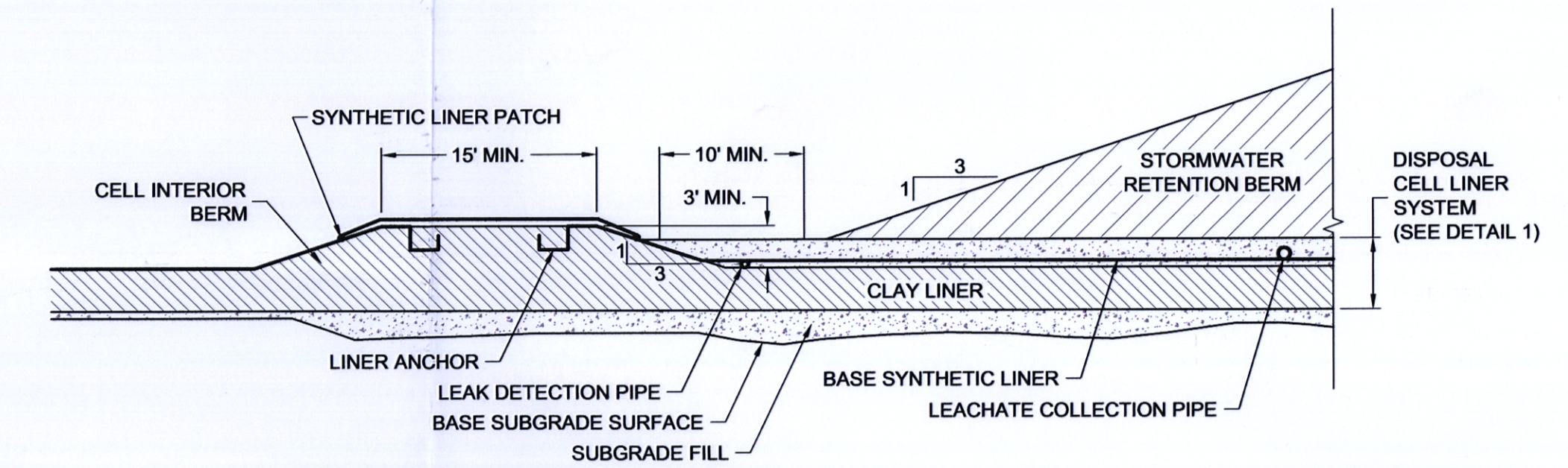


DETAIL 1
TYPICAL DISPOSAL CELL LINER SYSTEM

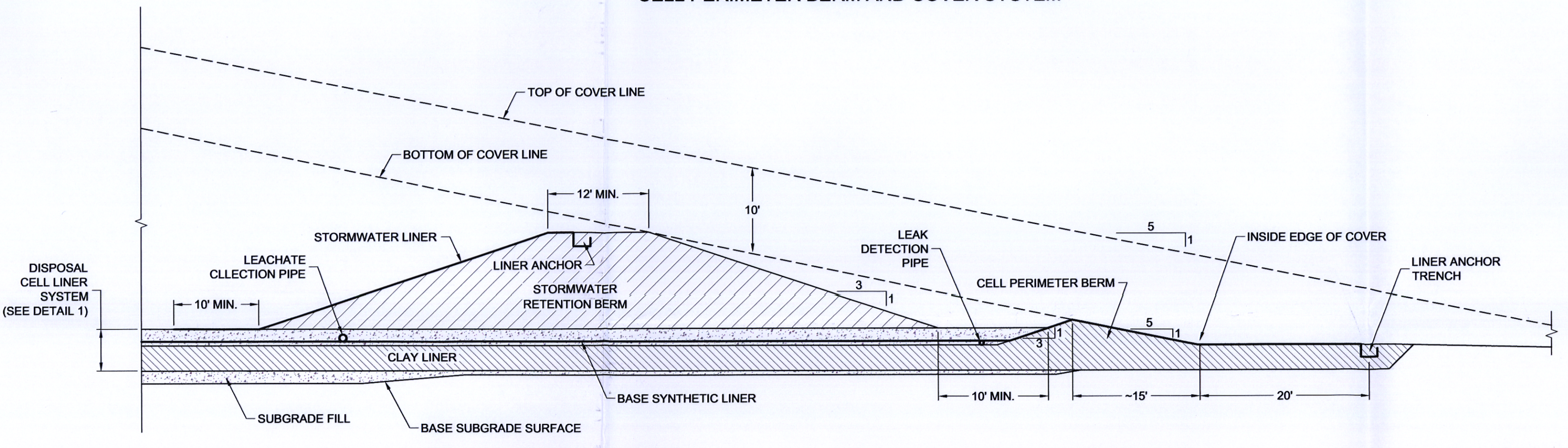
- NOTES:**
- ROCK MULCH - Sandy gravel and cobbles with median particle size of 4.1 inches, and layer thickness of 9 inches.
 - PERIMETER APRON ROCK - Gravel and cobbles with median particle size of 6.8 inches and layer thickness of 24 inches.
 - EROSION PROTECTION FILTER - Gravel and sand with maximum particle size of 2.0 inches.
 - TOPSOIL - Approved material obtained from within facility boundary.
 - SOIL COVER - Gravelly clay to silty clay obtained from within facility boundary.
 - RANDOM FILL - Clean sandy gravel used for subgrade fill, with top surface rolled with vibratory roller or compactor.
 - DISPOSED MATERIALS - Materials from site cleanup operations, placed in lifts to minimize void spaces and rolled (where necessary) with vibratory roller or compactor.
 - BASE SYNTHETIC LINER - 60-mil nominal thickness HDPE, smooth surface on both sides, seamed and tested to form continuous liner.
 - SUBGRADE FILL - Granular material with maximum particle size of 6 inches.
 - CLAY LINER - Silty clay compacted to 95 percent of Standard Proctor density and within 2 percent of Standard Proctor optimum moisture content. Material obtained from within facility boundary.
 - LINER BEDDING AND COVER MATERIAL - Granular material with maximum particle size of 1.0 inches. Liner cover material placed in one lift to form a layer 1.5 ft. thick.
 - UPPER SURFACE OF DISPOSED MATERIALS - The upper surface of disposed materials shall be rolled with a drum roller or rubber-tired equipment.
 - COVER SYNTHETIC LINER - 60-mil nominal thickness HDPE, textured surface on both sides, seamed and tested to form continuous liner.
 - LEACHATE COLLECTION PIPE - 6-inch diameter blank HDPE pipe. Pipe perforated within inside toe of perimeter berm.
 - LEAK DETECTION PIPE - 4-inch diameter blank HDPE pipe. Pipe perforated 20 ft. inside of perimeter berm.
 - BASE SUBGRADE SURFACE - Compacted random fill, excavated soil surface, natural soil subsurface, or clean concrete or asphalt surface, forming base for subgrade fill.
 - STORMWATER LINER - 40-mil nominal thickness HDPE (or approved equivalent), smooth surface on both sides, seamed along stormwater berm.



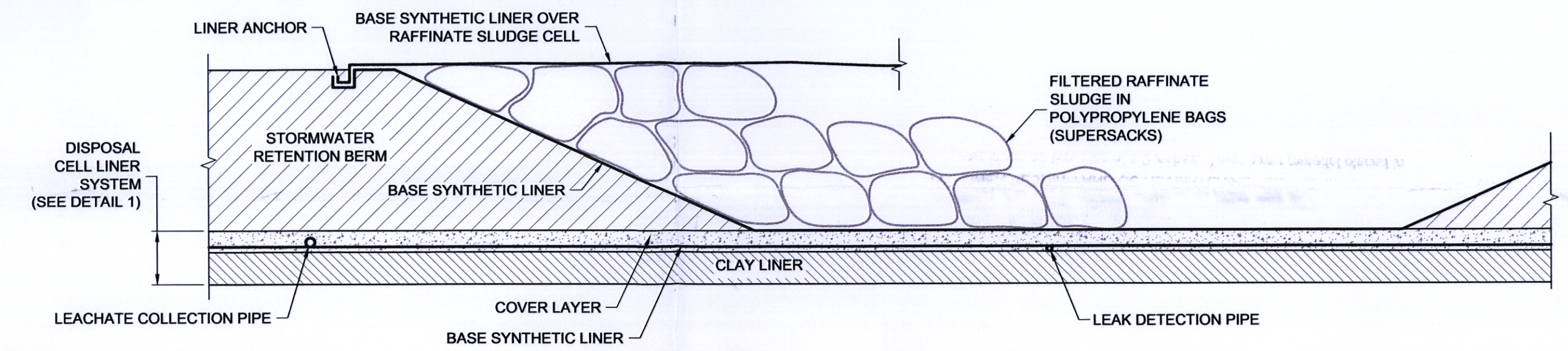
DETAIL 4
CELL PERIMETER BERM AND COVER SYSTEM



DETAIL 6
CELL INTERIOR BERM



DETAIL 5
CELL PERIMETER BERM AND STORMWATER RETENTION BERM



DETAIL 7
FILTERED RAFFINATE SLUDGE CELL
(CONSTRUCTED ONLY IF FILTERED SLUDGE IS DISPOSED ON SITE)

No.	DESCRIPTION	BY	CHKD.	APPROVED	DATE
1	ISSUED FOR PERMITTING	CLS			12/02
2	UPDATED LINER SYSTEM	CLS			8/03
3	DISPOSAL CELL CONSTRUCTION PLAN	CLS			2/04
4	MODIFIED FROM SETTLEMENT AGREEMENT	CLS			3/05
5	MODIFIED FROM NRC REVIEW	CLS			1/06

DWG No.	DRAWING TITLE

ENGINEERING RECORD	BY	DATE
PRELIMINARY DESIGN	CLS	12/02
CELL OPERATIONS	DAS	2/04
ODEQ MODIFICATIONS	CLS	9/04

PREPARED BY

Fort Collins, CO
970 223-9600

PREPARED FOR

TITLE			
DISPOSAL CELL DETAILS			
PROJECT: 100734	DATE: JANUARY 2006	DRAWING: 11	REVISION: E
SCALE: AS SHOWN	ACAD FILE: STIE-11-REV-E		