



September 27, 2005

BUSINESS CENTER  
2722 MERRILEE DRIVE, SUITE 230  
FAIRFAX, VA 22031  
703-698-4444 FAX 703-698-2176

WOODBURN  
DIAGNOSTIC CENTER/  
NUCLEAR MEDICINE IMAGING  
CENTER  
3299 WOODBURN RD., SUITE 110  
ANNANDALE, VA 22003  
703-849-9050 FAX 703-698-4491

YORKTOWN  
IMAGING CENTER  
8316 ARLINGTON BLVD., SUITE 206  
FAIRFAX, VA 22031  
703-698-8550 FAX 703-641-5709

PROSPERITY IMAGING CENTER  
8503 ARLINGTON BLVD., LL-SUITE 100  
FAIRFAX, VA 22031  
703-698-9600 FAX 703-698-5609

THE ULTRASOUND  
CENTER  
8503 ARLINGTON BLVD., LL-SUITE 100  
FAIRFAX, VA 22031  
703-698-4498 FAX 703-280-1566

THE BREAST DIAGNOSTIC  
CENTER  
8318 ARLINGTON BLVD., SUITE 200  
FAIRFAX, VA 22031  
703-698-4455 FAX 703-205-9884

FAIRFAX MRI CENTER  
8318 ARLINGTON BLVD., SUITE 100  
FAIRFAX, VA 22031  
703-204-8333 FAX 703-204-3744

VIENNA IMAGING CENTER  
115 PARK STREET, SE, SUITE 300  
VIENNA, VA 22180  
703-698-4456 FAX 703-242-4474

SPRINGFIELD IMAGING CENTER  
5510 ALMA LANE, SUITE 100  
SPRINGFIELD, VA 22151  
703-698-4485 FAX 703-750-0302

RESTON/HERNDON  
IMAGING CENTER  
100 ELDEN STREET, SUITE 16  
HERNDON, VA 20170  
703-481-9400 FAX 703-481-9408

RESTON/HERNDON  
BREAST IMAGING CENTER  
106 ELDEN STREET, SUITE 16  
HERNDON, VA 20170  
703-481-9400 FAX 703-796-1103

CENTREVILLE/CLIFTON  
IMAGING CENTER  
6211 CENTREVILLE RD., SUITE 400  
CENTREVILLE, VA 20121  
703-204-4411 FAX 703-961-8318

WESTERN LOUDOUN  
IMAGING CENTER  
224 CORNWALL STREET, NW  
LEESBURG, VA 20176  
703-737-7550 FAX 703-737-7555

Nuclear Regulatory Commission, Region I  
Licensing Assistance Team  
Division of Nuclear Materials Safety  
475 Allendale Road  
King of Prussia, Pa. 19406-1415

Br. 1

2005 SEP 27 10:31

RECEIVED

**RE: AMENDMENT TO NRC LICENSE NO. 45-25031-01**

03030926

Encl: NRC Form 313 – Amendment Request  
Floor Diagram of New FRC Suite and Nuclear Medicine Clinic

To Whom It May Concern,

FRC is planning on moving the current nuclear medicine clinic to a new location and this request is for the approval of the new nuclear medicine space. Once the move is complete, the previous nuclear medicine clinic will be decommissioned and returned to general use. Once the new space is approved and new camera(s) are installed, it will become operational and the old clinic will start to shut down. For a short period of time both clinics may be in operation. The old space will become inactive when the camera(s) have been moved. The old clinic space will undergo decommissioning once all activity has ceased. Specific information is provided below.

**Old Location:** Fairfax Radiological Consultants, P.C.  
3299 Woodburn Road  
Suite 110  
Annandale, VA 22003

**New Location:** Fairfax Radiological Consultants, P.C.  
8503 Arlington Boulevard  
Suite LL100  
Fairfax, VA 22031

**Description:** See attached diagram of the space. The nuclear medicine clinic is part of the FRC Radiological Suite being installed at this location. The suite occupies the entire floor with nuclear medicine being located in the northeast corner. FRC controls all spaces adjacent to the clinic except for the adjacent hallway which is used for deliveries. The clinic consists of three imaging rooms, a thyroid uptake room, a patient bathroom, changing rooms, a central technician work

137863  
NMSS/RGNI MATERIALS-002



Description (continued):

BUSINESS CENTER  
 2722 MERRILEE DRIVE, SUITE 230  
 FAIRFAX, VA 22031  
 703-698-4444 FAX 703-698-2176

WOODBURN  
 DIAGNOSTIC CENTER/  
 NUCLEAR MEDICINE IMAGING  
 CENTER  
 3299 WOODBURN RD., SUITE 110  
 ANNANDALE, VA 22003  
 703-849-9050 FAX 703-698-4491

YORKTOWN  
 IMAGING CENTER  
 8316 ARLINGTON BLVD., SUITE 206  
 FAIRFAX, VA 22031  
 703-698-8550 FAX 703-641-5709

PROSPERITY IMAGING CENTER  
 8503 ARLINGTON BLVD., LL-SUITE 100  
 FAIRFAX, VA 22031  
 703-698-9600 FAX 703-698-5609

THE ULTRASOUND  
 CENTER  
 8503 ARLINGTON BLVD., LL-SUITE 100  
 FAIRFAX, VA 22031  
 703-698-4498 FAX 703-280-1566

THE BREAST DIAGNOSTIC  
 CENTER  
 8318 ARLINGTON BLVD., SUITE 200  
 FAIRFAX, VA 22031  
 703-698-4455 FAX 703-205-9884

FAIRFAX MRI CENTER  
 8318 ARLINGTON BLVD., SUITE 100  
 FAIRFAX, VA 22031  
 703-204-8333 FAX 703-204-3744

VIENNA IMAGING CENTER  
 115 PARK STREET, SE, SUITE 300  
 VIENNA, VA 22180  
 703-698-4456 FAX 703-242-4474

SPRINGFIELD IMAGING CENTER  
 5510 ALMA LANE, SUITE 100  
 SPRINGFIELD, VA 22151  
 703-698-4485 FAX 703-750-0302

RESTON/HERNDON  
 IMAGING CENTER  
 100 ELDEN STREET, SUITE 16  
 HERNDON, VA 20170  
 703-481-9400 FAX 703-481-9408

RESTON/HERNDON  
 BREAST IMAGING CENTER  
 106 ELDEN STREET, SUITE 16  
 HERNDON, VA 20170  
 703-481-9400 FAX 703-796-1103

CENTREVILLE/CLIFTON  
 IMAGING CENTER  
 6211 CENTREVILLE RD., SUITE 400  
 CENTREVILLE, VA 20121  
 703-204-4411 FAX 703-961-8318

WESTERN LOUDOUN  
 IMAGING CENTER  
 224 CORNWALL STREET, NW  
 LEESBURG, VA 20176  
 703-737-7550 FAX 703-737-7555

area, radiopharmacy and a separate injection room. The radiopharmacy has a sink, a small lead shielded area for the storage of the dose calibrator check sources and has a lead shielded "L" block with a leaded window for manipulation of radioactive doses. The sink is for hand washing, as no radioactive material will be disposed of through the sewer system. The clinic uses only unit doses supplied by a licensed commercial radiopharmacy. The doses are delivered to and stored in the radiopharmacy. All doses will be stored in their leaded shipping shields until used and the empty syringe will be returned to the shipping shield for return to the vendor. Each source will be assayed in a dose calibrator.

At this time we are requesting that the following additional authorized users be added :

Physicians Name	35.100	35.200	35.300	35.500
Kara M. Beckner, MD	X	X		
Elise L. Berman, MD	X	X		
Leslie A. Bord, MD	X	X		
Rodney J. Butch, MD	X	X		
J. Richard Choi, MD	X	X		
Charlene A. Curry, MD	X	X		
James P. Earls, MD	X	X		
Eric R. Gorny, MD	X	X		
Bernice D. Griffith, MD	X	X		
Kathryn Grumbach, MD	X	X		
Gary M. Kellman, MD	X	X		
Cheryl A. Lindstrom, MD	X	X		
Kurosh Majd, MD	X	X		
Steven A. Meyers, MD	X	X		
Sameena F. Nasrullah, MD	X	X		
Robert S. O'Connell, MD	X	X		
Daniel L. Overdeck, MD	X	X		
Yvonne S. Sim, MD	X	X		
Bruce A. Urban, MD	X	X		
Michael J. Varanelli, MD	X	X		

The above radiologists are all board certified in radiology by the American Board of Radiology (copies enclosed).



FAIRFAX RADIOLOGICAL CONSULTANTS, P.C.  
RADIOLOGISTS TO INOVA FAIRFAX HOSPITAL  
AND LOUDOUN HOSPITAL CENTER

BUSINESS CENTER  
2722 MERRILEE DRIVE, SUITE 230  
FAIRFAX, VA 22031  
703-698-4444 FAX 703-698-2176

WOODBURN  
DIAGNOSTIC CENTER/  
NUCLEAR MEDICINE IMAGING  
CENTER  
3299 WOODBURN RD., SUITE 110  
ANNANDALE, VA 22003  
703-849-9050 FAX 703-698-4491

YORKTOWN  
IMAGING CENTER  
8316 ARLINGTON BLVD., SUITE 206  
FAIRFAX, VA 22031  
703-698-8550 FAX 703-641-5709

PROSPERITY IMAGING CENTER  
8503 ARLINGTON BLVD., LL-SUITE 100  
FAIRFAX, VA 22031  
703-698-9600 FAX 703-698-5609

THE ULTRASOUND  
CENTER  
8503 ARLINGTON BLVD., LL-SUITE 100  
FAIRFAX, VA 22031  
703-698-4498 FAX 703-280-1566

THE BREAST DIAGNOSTIC  
CENTER  
8318 ARLINGTON BLVD., SUITE 200  
FAIRFAX, VA 22031  
703-698-4455 FAX 703-205-9884

FAIRFAX MRI CENTER  
8318 ARLINGTON BLVD., SUITE 100  
FAIRFAX, VA 22031  
703-204-8333 FAX 703-204-3744

VIENNA IMAGING CENTER  
115 PARK STREET, SE, SUITE 300  
VIENNA, VA 22180  
703-698-4456 FAX 703-242-4474

SPRINGFIELD IMAGING CENTER  
5510 ALMA LANE, SUITE 100  
SPRINGFIELD, VA 22151  
703-698-4485 FAX 703-750-0302

RESTON/HERNDON  
IMAGING CENTER  
100 ELDEN STREET, SUITE 16  
HERNDON, VA 20170  
703-481-9400 FAX 703-481-9408

RESTON/HERNDON  
BREAST IMAGING CENTER  
106 ELDEN STREET, SUITE 16  
HERNDON, VA 20170  
703-481-9400 FAX 703-796-1103

CENTREVILLE/CLIFTON  
IMAGING CENTER  
6211 CENTREVILLE RD., SUITE 400  
CENTREVILLE, VA 20121  
703-204-4411 FAX 703-961-8318

WESTERN LOUDOUN  
IMAGING CENTER  
224 CORNWALL STREET, NW  
LEESBURG, VA 20176  
703-737-7550 FAX 703-737-7555

We are also requesting that our Radiation Safety Officer be changed from Michael G. Velchik, MD to Brigid Anne Castro, MD. Dr. Castro is currently listed as an authorized user on our license.

All other elements of the current license will remain in effect at the new clinic. If there are any questions concerning this request, please contact me at (703) 698-4444.

Sincerely,

A handwritten signature in cursive script that reads "Brigid A. Castro, MD".

Brigid A. Castro, MD  
Treasurer

NRC FORM 313  
(4-2004)  
10 CFR 30.32, 33,  
34, 35, 36, 39 and 40

U.S. NUCLEAR REGULATORY COMMISSION

APPROVED BY OMB: NO. 3150-0120

EXPIRES: 10/31/2006

Estimated burden per response to comply with this mandatory collection request: 7 hours. Submittal of the application is necessary to determine that the applicant is qualified and that adequate procedures exist to protect the public health and safety. Send comments regarding burden estimate to the Records and FOIA/Privacy Services Branch (T-5 F52), U.S. Nuclear Regulatory Commission, Washington, DC 20555-0001, or by internet e-mail to infocollects@nrc.gov, and to the Desk Officer, Office of Information and Regulatory Affairs, NEOB-10202, (3150-0120), Office of Management and Budget, Washington, DC 20503. If a means used to impose an information collection does not display a currently valid OMB control number, the NRC may not conduct or sponsor, and a person is not required to respond to, the information collection.

APPLICATION FOR MATERIAL LICENSE

INSTRUCTIONS: SEE THE APPROPRIATE LICENSE APPLICATION GUIDE FOR DETAILED INSTRUCTIONS FOR COMPLETING APPLICATION. SEND TWO COPIES OF THE ENTIRE COMPLETED APPLICATION TO THE NRC OFFICE SPECIFIED BELOW.

APPLICATION FOR DISTRIBUTION OF EXEMPT PRODUCTS FILE APPLICATIONS WITH:

DIVISION OF INDUSTRIAL AND MEDICAL NUCLEAR SAFETY  
OFFICE OF NUCLEAR MATERIALS SAFETY AND SAFEGUARDS  
U.S. NUCLEAR REGULATORY COMMISSION  
WASHINGTON, DC 20555-0001

ALL OTHER PERSONS FILE APPLICATIONS AS FOLLOWS:

IF YOU ARE LOCATED IN:

ALABAMA, CONNECTICUT, DELAWARE, DISTRICT OF COLUMBIA, FLORIDA, GEORGIA, KENTUCKY, MAINE, MARYLAND, MASSACHUSETTS, MISSISSIPPI, NEW HAMPSHIRE, NEW JERSEY, NEW YORK, NORTH CAROLINA, PENNSYLVANIA, PUERTO RICO, RHODE ISLAND, SOUTH CAROLINA, TENNESSEE, VERMONT, VIRGINIA, VIRGIN ISLANDS, OR WEST VIRGINIA, SEND APPLICATIONS TO:

LICENSING ASSISTANCE TEAM  
DIVISION OF NUCLEAR MATERIALS SAFETY  
U.S. NUCLEAR REGULATORY COMMISSION, REGION I  
475 ALLENDALE ROAD  
KING OF PRUSSIA, PA 19406-1415

IF YOU ARE LOCATED IN:

ILLINOIS, INDIANA, IOWA, MICHIGAN, MINNESOTA, MISSOURI, OHIO, OR WISCONSIN, SEND APPLICATIONS TO:

MATERIALS LICENSING BRANCH  
U.S. NUCLEAR REGULATORY COMMISSION, REGION III  
2443 WARRENVILLE ROAD, SUITE 210  
LISLE, IL 60532-4352

ALASKA, ARIZONA, ARKANSAS, CALIFORNIA, COLORADO, HAWAII, IDAHO, KANSAS, LOUISIANA, MONTANA, NEBRASKA, NEVADA, NEW MEXICO, NORTH DAKOTA, OKLAHOMA, OREGON, PACIFIC TRUST TERRITORIES, SOUTH DAKOTA, TEXAS, UTAH, WASHINGTON, OR WYOMING, SEND APPLICATIONS TO:

NUCLEAR MATERIALS LICENSING BRANCH  
U.S. NUCLEAR REGULATORY COMMISSION, REGION IV  
611 RYAN PLAZA DRIVE, SUITE 400  
ARLINGTON, TX 76011-4005

63030926

PERSONS LOCATED IN AGREEMENT STATES SEND APPLICATIONS TO THE U.S. NUCLEAR REGULATORY COMMISSION ONLY IF THEY WISH TO POSSESS AND USE LICENSED MATERIAL IN STATES SUBJECT TO U.S. NUCLEAR REGULATORY COMMISSION JURISDICTIONS.

1 THIS IS AN APPLICATION FOR (Check appropriate item)

- A NEW LICENSE
- B AMENDMENT TO LICENSE NUMBER 45--25031-01
- C RENEWAL OF LICENSE NUMBER \_\_\_\_\_

2 NAME AND MAILING ADDRESS OF APPLICANT (Include ZIP code)

Fairfax Radiological Consultants, P.C.  
2722 Merrilee Drive  
Suite 230  
Fairfax, Va. 22031

3 ADDRESS WHERE LICENSED MATERIAL WILL BE USED OR POSSESSED

Fairfax Radiological Consultants, P.C.  
8503 Arlington Blvd.  
Suite LL100  
Fairfax, Va. 22031

4 NAME OF PERSON TO BE CONTACTED ABOUT THIS APPLICATION

Brigid A. Castro, M.D.

TELEPHONE NUMBER

(703) 698-4444

SUBMIT ITEMS 5 THROUGH 11 ON 8-1/2 X 11" PAPER. THE TYPE AND SCOPE OF INFORMATION TO BE PROVIDED IS DESCRIBED IN THE LICENSE APPLICATION GUIDE.

5 RADIOACTIVE MATERIAL  
a. Element and mass number b. chemical and/or physical form and c. maximum amount which will be possessed at any one time.

6 PURPOSE(S) FOR WHICH LICENSED MATERIAL WILL BE USED

7 INDIVIDUAL(S) RESPONSIBLE FOR RADIATION SAFETY PROGRAM AND THEIR TRAINING EXPERIENCE

8 TRAINING FOR INDIVIDUALS WORKING IN OR FREQUENTING RESTRICTED AREAS

9 FACILITIES AND EQUIPMENT

10 RADIATION SAFETY PROGRAM

11 WASTE MANAGEMENT

12 LICENSE FEES (See 10 CFR 170 and Section 170.31)

FEE CATEGORY 7-Medical Use AMOUNT ENCLOSED \$

13 CERTIFICATION (Must be completed by applicant) THE APPLICANT UNDERSTANDS THAT ALL STATEMENTS AND REPRESENTATIONS MADE IN THIS APPLICATION ARE BINDING UPON THE APPLICANT.

THE APPLICANT AND ANY OFFICIAL EXECUTING THIS CERTIFICATION ON BEHALF OF THE APPLICANT, NAMED IN ITEM 2, CERTIFY THAT THIS APPLICATION IS PREPARED IN CONFORMITY WITH TITLE 10, CODE OF FEDERAL REGULATIONS, PARTS 30, 32, 33, 34, 35, 36, 39, AND 40, AND THAT ALL INFORMATION CONTAINED HEREIN IS TRUE AND CORRECT TO THE BEST OF THEIR KNOWLEDGE AND BELIEF.

WARNING: 18 U.S.C. SECTION 1001 ACT OF JUNE 25, 1948 62 STAT. 749 MAKES IT A CRIMINAL OFFENSE TO MAKE A WILLFULLY FALSE STATEMENT OR REPRESENTATION TO ANY DEPARTMENT OR AGENCY OF THE UNITED STATES AS TO ANY MATTER WITHIN ITS JURISDICTION.

CERTIFYING OFFICER - TYPED/PRINTED NAME AND TITLE

Brigid A. Castro, MD - Treasurer

SIGNATURE

*Brigid Castro MD*

DATE

10/13/05

FOR NRC USE ONLY

TYPE OF FEE	FEE LOG	FEE CATEGORY	AMOUNT RECEIVED	CHECK NUMBER	COMMENTS
			\$		
APPROVED BY				DATE	

137863

**ITEM 5                      RADIOACTIVE MATERIAL**

NO CHANGE – As currently listed in the license.

**ITEM 6                      PURPOSES FOR WHICH MATERIAL WILL BE USED**

NO CHANGE – As currently listed in the license.

**ITEM 7 & 8                INDIVIDUAL RESPONSIBLE FOR RADIATION SAFETY  
PROGRAM AND THEIR TRAINING EXPERIENCE**

Brigid Anne Castro, MD will be replacing Michael George Velchik, MD as the RSO.

## ITEM 9

## FACILITIES AND EQUIPMENT

FACILITY DIAGRAM: The facility is located on the ground floor of a multistory office building and is part of the FRC Radiological Suite which occupies the entire floor. The Nuclear Medicine Clinic area is located in the northeast corner bounded on two sides by the external walls of the building which is a masonry construction and by a hallway and an x-ray room. The clinic consists of three imaging rooms, a radiopharmacy, a thyroid uptake room, patient injection area, bathroom, patient changing rooms, and a small dedicated patient sitting area. Access to the clinic is via a controlled hallway accessed from the general patient waiting area via the reception desk. The radiopharmacy consists of a nonporous countertop, sink, cabinets, and an area for radioactive waste storage. The radiopharmacy area can be locked separate from the rest of the clinic spaces.

RADIATION MONITORING INSTRUMENTS: The clinic will have three nuclear gamma cameras for imaging patients – one new unit and two moved from the old site. All other equipment is as stated in the current license.

DOSE CALIBRATOR: The Nuclear Medicine Clinic uses only unit doses provided by a licensed Nuclear Pharmacy or radiopharmaceutical manufacturers. The primary method of verifying activity of each dose will be by use of a dose calibrator, Capentec Model 30, SN 70969. In the event of unavailability of the Dose Calibrator the clinic will rely on the recorded activity (adjusted for decay) provided by the radiopharmacy and/or radiopharmaceutical manufacturer providing the unit dose.

The dose calibrator will be calibrated in accordance with nationally recognized standards or the manufacturer's instructions.

This is as currently being done.

OTHER EQUIPMENT AND FACILITIES: The new clinic will have additional safety equipment consisting of syringe shields, vial shields, a lead shielded "L" block with leaded window to manipulate unshielded syringes, forceps for handling unshielded RAM as appropriate, lab coats and disposable gloves. Lead lined RAW containers are available and a decontamination kit is available to handle contamination events should they occur. All unit doses are received in lead syringe "pigs." Single use aerosol trap kits are used for aerosol lung imaging.

**ITEM 10**

**RADIATION SAFETY PROGRAM**

AREA SURVEYS: Area surveys will be implemented in the new spaces in accordance with 10 CFR 20.1101 that meet the requirements of 10 CFR 20.1501 and 10 CFR 35.75. This is the same as is presently being done.

OCCUPATIONAL DOSE: NO CHANGE – As currently listed in the license.

MINIMIZATION OF CONTAMINATION: NO CHANGE – As currently listed in the license.

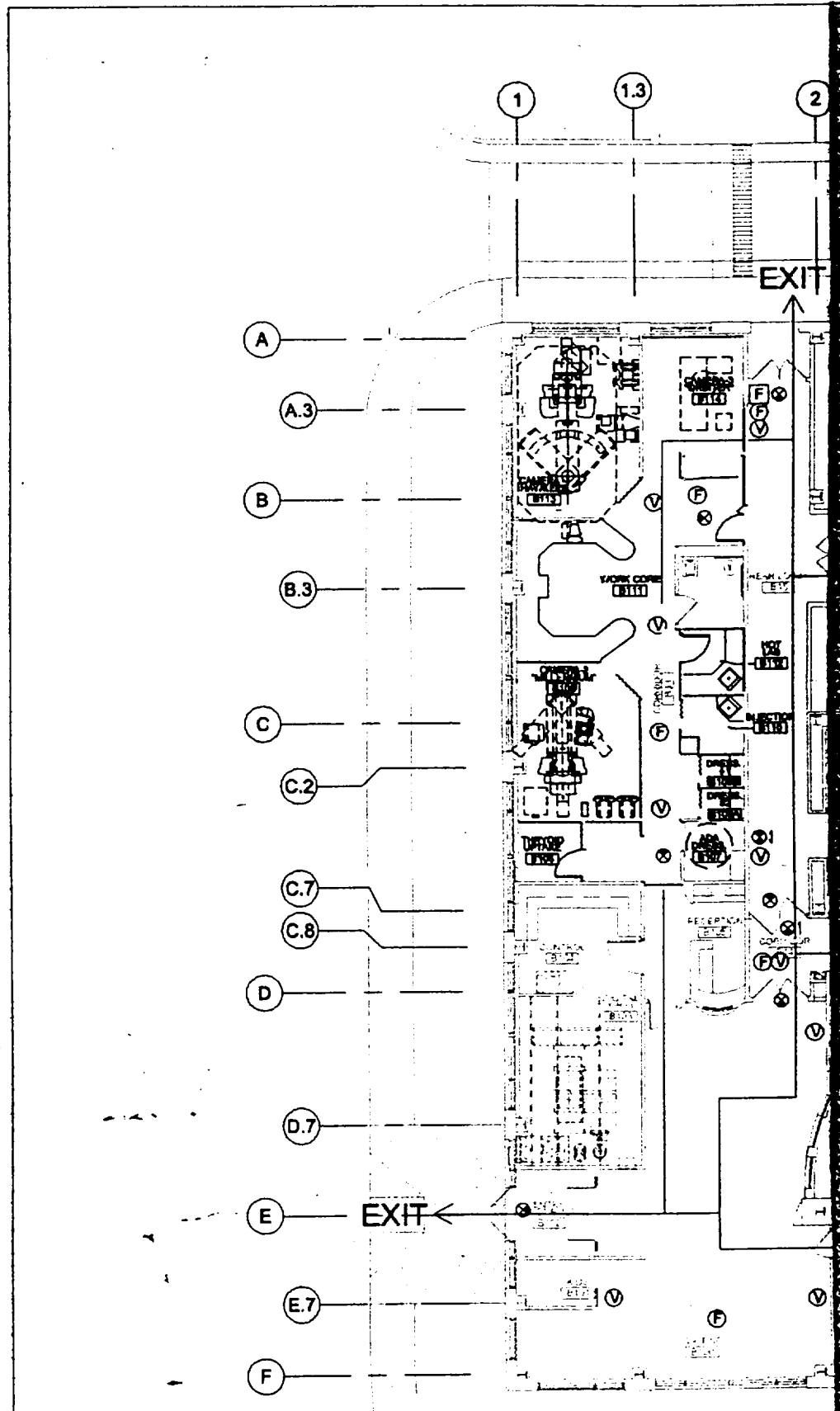
SAFE USE OF UNSEALED LICENSED MATERIAL: NO CHANGE – As currently listed in the license.

SPILL PROCEDURES: NO CHANGE – As currently listed in the license.

**ITEM 11**

**WASTE MANAGEMENT**

NO CHANGE – As currently listed in the license.



License #45-25031-01

RADIOLOGY SUITE TENANT RENOVATION  
 PROSPERITY CENTER MEDICAL OFFICE BUILDING 'B'  
 8503 ARLINGTON BLVD., FAIRFAX, VA 22031



The

Board of Radiology

*Organized through the cooperation of the  
American College of Radiology, the American Roentgen Ray Society,  
the American Radium Society, the Radiological Society of North America,  
the Section on Radiology of the American Medical Association,  
the American Society for Therapeutic Radiology and Oncology, the Association of  
University Radiologists, and American Association of Physicists in Medicine*

*Hereby certifies that*

**Kara Marie Beckner, MD**

*Has pursued an accepted course of graduate study  
and clinical work, has met certain standards and qualifications and  
has passed the examinations conducted under the authority of*

*The American Board of Radiology*

*On this thirteenth day of June, 2001*

*Thereby demonstrating to the satisfaction of the Board  
that she is qualified to practice the specialty of*

**Diagnostic Radiology**



R.P. Hatten, MD  
President

W. J. ... M. ...  
Executive Director



# The American Board of Radiology

*Organized through the cooperation of the  
American College of Radiology, the American Roentgen Ray Society,  
the American Radium Society, the Radiological Society of North America,  
the Section on Radiology of the American Medical Association,  
the American Society for Therapeutic Radiology and Oncology, the Association of  
University Radiologists, and American Association of Physicists in Medicine*

*Hereby certifies that*

**Elise Lynn Gorman, MD**

*Has pursued an accepted course of graduate study  
and clinical work, has met certain standards and qualifications and  
has passed the examinations conducted under the authority of  
The American Board of Radiology*

*On this seventeenth day of May, 2000  
Thereby demonstrating to the satisfaction of the Board  
that she is qualified to practice the specialty of*

**Diagnostic Radiology**

R.P. Hatten, MD  
President

Steven A. Seibel, M.D.  
Secretary-Treasurer

W. R. ... M.D.  
Executive Director

Certificate No. 45671

# The American Board of Radiology

*Organized through the cooperation of the  
American College of Radiology, the American Roentgen Ray Society,  
the American Radium Society, the Radiological Society of North America,  
the Section on Radiology of the American Medical Association,  
the American Society for Therapeutic Radiology and Oncology, the Association of  
University Radiologists, and American Association of Physicists in Medicine*

*Hereby certifies that*

**Leslie Ann Bord, MD**

*Has pursued an accepted course of graduate study  
and clinical work, has met certain standards and qualifications and  
has passed the examinations conducted under the authority of  
The American Board of Radiology*

*On this seventeenth day of May, 2000  
Thereby demonstrating to the satisfaction of the Board  
that she is qualified to practice the specialty of*

**Diagnostic Radiology**



R.P. Hatten, MD  
President

Ston A. Licht, M.D.  
Secretary-Treasurer

M. [Signature], M.D.  
Executive Director



Certificate No. 45574

# The American Board of Radiology

*Organized through the cooperation of the  
American College of Radiology, the American Roentgen Ray Society,  
the American Radium Society, the Radiological Society of North America,  
the Section on Radiology of the American Medical Association  
and the American Society of Therapeutic Radiologists  
Hereby certifies that*

**Rodney James Butch, M.D.**

*Has pursued an accepted course of graduate study  
and clinical work, has met certain standards and qualifications and  
has passed the examinations conducted under the authority of  
The American Board of Radiology*

On this fifth day of June, 1981

*Thereby demonstrating to the satisfaction of the Board  
that he is qualified to practice the specialty of  
Diagnostic Radiology*



*Herald G. Jacobson, M.D.*  
President

*John H. L. Ziehlhuth, M.D.*  
Secretary



# The American Board of Radiology


*Organized through the cooperation of the  
American College of Radiology, the American Roentgen Ray Society,  
the American Radium Society, the Radiological Society of North America,  
the Section on Radiology of the American Medical Association,  
the American Society for Therapeutic Radiology and Oncology, the Association of  
University Radiologists, and American Association of Physicists in Medicine*  
Hereby certifies that

**Jong-Ho Richard Choi, ScD, MD**

*Has pursued an accepted course of graduate study  
and clinical work, has met certain standards and qualifications and  
has passed the examinations conducted under the authority of  
The American Board of Radiology*

*On this seventeenth day of May, 2000  
Thereby demonstrating to the satisfaction of the Board  
that he is qualified to practice the specialty of*

**Diagnostic Radiology**



R.P. Hatten, D  
President

Steven A. Licht, M.D.  
Secretary-Treasurer

M. [Signature], M.D.  
Executive Director



# The American Board of Radiology

Organized through the cooperation of the  
American College of Radiology, the American Roentgen Ray Society,  
the American Radium Society, the Radiological Society of North America,  
the Section on Radiology of the American Medical Association,  
the American Society for Therapeutic Radiology and Oncology, the Association of  
University Radiologists, and American Association of Physicists in Medicine  
Hereby certifies that

**Charlene Andrea Curry, MD**

Has pursued an accepted course of graduate study  
and clinical work, has met certain standards and qualifications and  
has passed the examinations conducted under the authority of  
The American Board of Radiology

On this nineteenth day of May, 1999

Thereby demonstrating to the satisfaction of the Board  
that she is qualified to practice the specialty of

**Diagnostic Radiology**



Certificate No. 46602

*William J. Smith*  
President

*William J. Smith*  
Secretary-Treasurer

*M. J. ...*, M.D.  
Executive Director



# The American Board of Radiology

*Organized through the cooperation of the  
American College of Radiology, the American Roentgen Ray Society,  
the American Radium Society, the Radiological Society of North America,  
the Section on Radiology of the American Medical Association,  
the American Society for Therapeutic Radiology and Oncology, the Association of  
University Radiologists, and American Association of Physicists in Medicine  
Hereby certifies that*

**James H. Earls, M.D.**

*Has pursued an accepted course of graduate study  
and clinical work, has met certain standards and qualifications and  
has passed the examinations conducted under the authority of  
The American Board of Radiology*

On this twenty-first day of November, 1994

*Thereby demonstrating to the satisfaction of the Board  
that he is qualified to practice the specialty of  
Diagnostic Radiology*



*Douglas Maynard MD* *Walter J. Farrell MD M.* *Paul Capp. M.D.*  
President Secretary-Treasurer Executive Director

# The American Board of Radiology

*Organized through the cooperation of the  
American College of Radiology, the American Roentgen Ray Society,  
the American Radium Society, the Radiological Society of North America,  
the Section on Radiology of the American Medical Association,  
the American Society for Therapeutic Radiology and Oncology, the Association of  
University Radiologists, and American Association of Physicists in Medicine  
Hereby certifies that*

**Eric Russell Gorny, MD**

*Has pursued an accepted course of graduate study  
and clinical work, has met certain standards and qualifications and  
has passed the examinations conducted under the authority of  
The American Board of Radiology*

*On this ninth day of June, 2004*

*Thereby demonstrating to the satisfaction of the Board  
that he is qualified to practice the specialty of*

**Diagnostic Radiology**





# The American Board of Radiology

*Organized through the cooperation of the  
American College of Radiology, the American Roentgen Ray Society,  
the American Radium Society, the Radiological Society of North America,  
the Section on Radiology of the American Medical Association,  
the American Society for Therapeutic Radiology and Oncology, the Association of  
University Radiologists, and American Association of Physicists in Medicine*  
Hereby certifies that


**Bernice Desiree Griffith, MD**

*Has pursued an accepted course of graduate study  
and clinical work, has met certain standards and qualifications and  
has passed the examinations conducted under the authority of  
The American Board of Radiology*

*On this second day of November, 1998*

*Thereby demonstrating to the satisfaction of the Board  
that she is qualified to practice the specialty of*


**Diagnostic Radiology**



*Walter J. Connelley*  
President

*William J. ...*  
Secretary-Treasurer

*M. ...*, M.D.  
Executive Director



# The American Board of Radiology


*Organized through the cooperation of the  
American College of Radiology, the American Roentgen Ray Society,  
the American Radium Society, the Radiological Society of North America,  
the Section on Radiology of the American Medical Association  
and the American Society of Therapeutic Radiologists  
Hereby certifies that*

**Kathryn Grumbach, M.D.**

*Has pursued an accepted course of graduate study  
and clinical work, has met certain standards and qualifications and  
has passed the examinations conducted under the authority of  
The American Board of Radiology*


On this third day of June, 1983

*Thereby demonstrating to the satisfaction of the Board  
that she is qualified to practice the specialty of  
Diagnostic Radiology*



*James F. Wright*

*James H. L. Ziehl*



# The American Board of Radiology

Organized through the cooperation of the  
American College of Radiology, the American Roentgen Ray Society,  
the American Radium Society, the Radiological Society of North America,  
the Section on Radiology of the American Medical Association  
and the American Society of Therapeutic Radiologists

Hereby certifies that

**Gary Michael Kellman, M.D.**

Has pursued an accepted course of graduate study  
and clinical work, has met certain standards and qualifications and  
has passed the examinations conducted under the authority of

The American Board of Radiology

On this sixth day of June, 1985

Thereby demonstrating to the satisfaction of the Board  
that he is qualified to practice the specialty of



# The American Board of Radiology

*Organized through the cooperation of the  
American College of Radiology, the American Roentgen Ray Society,  
the American Radium Society, the Radiological Society of North America,  
the Section on Radiology of the American Medical Association  
and the American Society of Therapeutic Radiologists  
Hereby certifies that*


**Cheryl A. Lindstrom, M.D.**

*Has pursued an accepted course of graduate study  
and clinical work, has met certain standards and qualifications and  
has passed the examinations conducted under the authority of  
The American Board of Radiology*

On this sixth day of June, 1986

*Thereby demonstrating to the satisfaction of the Board  
that she is qualified to practice the specialty of*

**Diagnostic Radiology**



*Charles W. Craig, M.D.*  
President

*James H. L. Zentgraf, M.D.*  
Secretary



# The American Board of Radiology

*Organized through the cooperation of the  
American College of Radiology, the American Roentgen Ray Society,  
the American Radium Society, the Radiological Society of North America,  
the Section on Radiology of the American Medical Association,  
the American Society for Therapeutic Radiology and Oncology, the Association of  
University Radiologists, and American Association of Physicists in Medicine*

*Hereby certifies that*

**Kurosh Maid, MD**

*Has pursued an accepted course of graduate study  
and clinical work, has met certain standards and qualifications and  
has passed the examinations conducted under the authority of*

*The American Board of Radiology*

*On this thirteenth day of June, 2001*

*Thereby demonstrating to the satisfaction of the Board  
that he is qualified to practice the specialty of*

**Diagnostic Radiology**



Certificate No. 45765

R.P. Hatten, MD  
President

Alton A. Licht, M.D.  
Secretary-Treasurer

M. [Signature], M.D.  
Executive Director



# The American Board of Radiology ✓

Organized through the cooperation of the  
American College of Radiology, the American Roentgen Ray Society,  
the American Radium Society, the Radiological Society of North America,  
the Section on Radiology of the American Medical Association,  
the American Society for Therapeutic Radiology and Oncology, the Association of  
University Radiologists, and American Association of Physicists in Medicine  
Hereby certifies that


**Steven Andrew Meyers, M.D.**

Has pursued an accepted course of graduate study  
and clinical work, has met certain standards and qualifications and  
has passed the examinations conducted under the authority of  
The American Board of Radiology

On this fourth day of June, 1992

Thereby demonstrating to the satisfaction of the Board  
that he is qualified to practice the specialty of

Diagnostic Radiology



# The American Board of Radiology

*Organized through the cooperation of the  
American College of Radiology, the American Roentgen Ray Society,  
the American Radium Society, the Radiological Society of North America,  
the Section on Radiology of the American Medical Association,  
the American Society for Therapeutic Radiology and Oncology, the Association of  
University Radiologists, and American Association of Physicists in Medicine*

*Hereby certifies that*

**Sameena H. Nasrullah, PhD**

*Has pursued an accepted course of graduate study  
and clinical work, has met certain standards and qualifications and  
has passed the examinations conducted under the authority of*

*The American Board of Radiology*

*On this third day of June, 1998*

*Thereby demonstrating to the satisfaction of the Board  
that she is qualified to practice the specialty of*

**Diagnostic Radiology**



*Irish S. Roussellon M.D.*  
President

*R.P. Hatten*  
Secretary-Treasurer

*W. J. ... M.D.*  
Executive Director



Certificate No. 43608

# The American Board of Radiology

*Organized through the cooperation of the  
American College of Radiology, the American Roentgen Ray Society,  
the American Radium Society, the Radiological Society of North America,  
the Section on Radiology of the American Medical Association  
and the American Society of Therapeutic Radiologists  
Hereby certifies that*



**Robert Stephen O'Connell, M.D.**

*Has pursued an accepted course of graduate study  
and clinical work, has met certain standards and qualifications and  
has passed the examinations conducted under the authority of  
The American Board of Radiology*

**On this fifteenth day of June, 1979**

*Thereby demonstrating to the satisfaction of the Board  
that he is qualified to practice the specialty of*

**Diagnostic Radiology**





# The American Board of Radiology

Organized through the cooperation of the  
American College of Radiology, the American Roentgen Ray Society,  
the American Radium Society, the Radiological Society of North America,  
the Section on Radiology of the American Medical Association,  
the American Society for Therapeutic Radiology and Oncology, the Association of  
University Radiologists, and American Association of Physicists in Medicine

Hereby certifies that

**Daniel Lombard Overdeck, MB**

Has pursued an accepted course of graduate study  
and clinical work, has met certain standards and qualifications and  
has passed the examinations conducted under the authority of

The American Board of Radiology

On this twelfth day of June, 2002

Thereby demonstrating to the satisfaction of the Board  
that he is qualified to practice the specialty of

**Diagnostic Radiology**



R.P. Hatten, M.D.  
President

Steven A. Seibel, M.D.  
Secretary-Treasurer

M. [Signature] M.D.  
Executive Director

Certificate No. 47932

Valid through 2012



# The American Board of Radiology

*Organized through the cooperation of the  
American College of Radiology, the American Roentgen Ray Society,  
the American Radium Society, the Radiological Society of North America,  
the Section on Radiology of the American Medical Association,  
the American Society for Therapeutic Radiology and Oncology, the Association of  
University Radiologists, and American Association of Physicists in Medicine  
Hereby certifies that*

**Huonne Seekay Sim, MD**

*Has pursued an accepted course of graduate study  
and clinical work, has met certain standards and qualifications and  
has passed the examinations conducted under the authority of  
The American Board of Radiology*

*On this twelfth day of June, 2002*

*Thereby demonstrating to the satisfaction of the Board  
that she is qualified to practice the specialty of*


**Diagnostic Radiology**



R.R. Hatten, MD  
President

Steven A. Seidel, M.D.  
Secretary-Treasurer

M. [Signature], M.D.  
Executive Director



Certificate No. 47205

Valid through 2012

# The American Board of Radiology

Organized through the cooperation of the  
American College of Radiology, the American Roentgen Ray Society,  
the American Radium Society, the Radiological Society of North America,  
the Section on Radiology of the American Medical Association,  
the American Society for Therapeutic Radiology and Oncology, the Association of  
University Radiologists, and American Association of Physicists in Medicine  
Hereby certifies that

**Bruce Andrew Urban**

Has pursued an accepted course of graduate study  
and clinical work, has met certain standards and qualifications and  
has passed the examinations conducted under the authority of  
The American Board of Radiology

On this tenth day of June, 1993

Thereby demonstrating to the satisfaction of the Board  
that he is qualified to practice the specialty of  
**Diagnostic Radiology**



*Lee F. Rogers, M.D.*  
President

*Lester J. Pitzer*  
Secretary-Treasurer

*Francis L. Frankel, M.D.*  
Executive Director



# The American Board of Radiology

*Organized through the cooperation of the  
American College of Radiology, the American Roentgen Ray Society,  
the American Radium Society, the Radiological Society of North America,  
the Section on Radiology of the American Medical Association,  
the American Society for Therapeutic Radiology and Oncology, the Association of  
University Radiologists, and American Association of Physicists in Medicine  
Hereby certifies that*

**Michael John Varanelli, MD**

*Has pursued an accepted course of graduate study  
and clinical work, has met certain standards and qualifications and  
has passed the examinations conducted under the authority of  
The American Board of Radiology*

*On this thirteenth day of June, 2001*

*Thereby demonstrating to the satisfaction of the Board  
that he is qualified to practice the specialty of*

**Diagnostic Radiology**




Certificate No. 47361

R.R. Hatten, MD  
President

Sam A. Spick, M.D.  
Secretary-Treasurer

M. [Signature], M.D.  
Executive Director



This is to acknowledge the receipt of your letter/application dated

10/13/2005, and to inform you that the initial processing which includes an administrative review has been performed.

Amendment 45-25031-01  
There were no administrative omissions. Your application was assigned to a technical reviewer. Please note that the technical review may identify additional omissions or require additional information.

Please provide to this office within 30 days of your receipt of this card

---

A copy of your action has been forwarded to our License Fee & Accounts Receivable Branch, who will contact you separately if there is a fee issue involved.

Your action has been assigned **Mail Control Number** 137863.  
When calling to inquire about this action, please refer to this control number.  
You may call us on (610) 337-5398, or 337-5260.