9-314

Point Beach Nuclear Plant

Information in this record was deleted in accordance with the Freedom of Information Act, exemptions 4, 5
FOIA-2004-0282

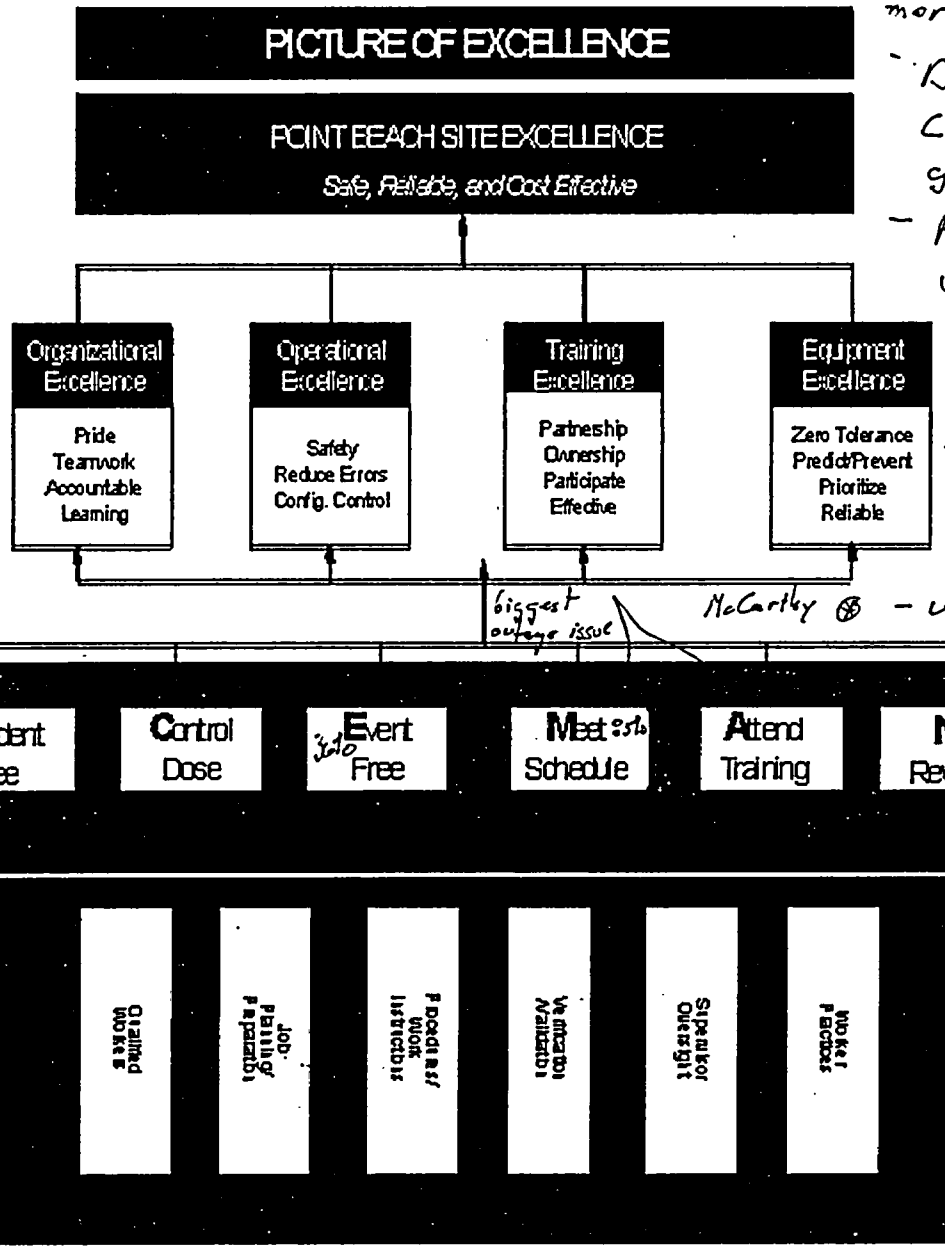

- Read CAPs this morning.
- D105 Battery Cell Replacement - going well.
- Final cont. walkdown, for plant 1044 tomorrow mrng.
- U2 TDAFWP 2019 RTS 1st, IT-9. the strokes 2019 & 2020.
- will not limit RTS of U2 TDAFWP due to market sg.
- briefing from Fritzie on CAL status.
- CAL insp. starts 6/7. 11 00 entrance. Ken/Jacobson

McCarthy ⊗

biggest outage issue

Event Response Team On Call: Team "A"	**Plan-of-the-Day Meeting** 0815-0845 Front Office Conference Room	U1R28: Day 59
		Days to U2R27: 305
		Days to U1R29: 480
Days Since Last HP Clock Reset: ____	Work Week: B11A2	Safety Event: V-60 still no human perf. coach. from chemistry.
	Date: Tuesday, June 1, 2004	

TTC, Voucher ; Electrician

Plan-of-the-Day Agenda

Purpose: Understand unit status ✦ Ensure ownership and support ✦ Recognize performance ✦ Improve communications and teamwork

- **Daily:**

[IHS] – Safety

Plant Status – Units 1 and 2:

A. [Ops] – Plant Conditions (Units 1&2)
B. [Ops] – Immediate attention (Pri 2)
C. [Ops] – Operations' Dept concerns, activities, and priorities
D. [Ops] – Status control events (last event)
E. [Ops] – Regulatory notification / near misses
F. [Ops] – TSACs (active & potential)
G. [Ops] – Nuisance alarms
H. [Ops] – Operations' Housekeeping Report

HUP Clock Resets: **(All)**

Operating Experience:

A. [PA] – Internal/Industry

Surveillance Schedule Review:

A. [PPG Mgr] – 12-week rolling schedule
B. [PPG Mgr] – Equipment / system outages
C. [PPG Mgr] – Risk activities
D. [Ops] – Operations' work week issues

Chemistry / RADPRO Review, Units 1 and 2:

Unit Outage (as applicable):

Action Items: **(Recorder)**

Round Table: **(All)**

ACEMAN:

Pagers:

AOM .....
Chemistry Shift Supervisor .....
Industrial Safety .....
Maintenance .....
Outage Manager .....
Radiation Protection .....
Shift Manager .....
System Engineering .....
Work Week Manager .....

- **Monday:**
  A. [EP] – Event Response duty list
  B. [Ops/Eng] – Fire Protection summary/issues
  C. [Safety] – Industrial safety action item list & safety performance
  D. [Site Engineering] – Maintenance Rule 'A1' system review
  E. [Project Mgmt] – Major project status
  F. [Business Mgr] – Budget overview/departments
  G. Excellence Plan review
- **Tuesday:**
  A. [RP] – Annual dose summary
  B. [Security] – Security system status & issues
  C. [PPG] – Forced outage schedule
  D. [Site Eng] – Thermal cycle efficiency review
  E. [PA] – INPO follow up & readiness
  F. [EP] – EP issues
  G. Human Performance Trends/issues
  H. Excellence Plan review
- **Wednesday:**
  A. [Training] – Training
  B. [Ops] – Operator Workarounds
  C. [Ops] – Leakage list; oil & water
  D. [EP] – EP Drill Schedule
  E. [Engr] – Section XI equipment in double frequency
  F. [Maint/OPS] – Housekeeping issues
  G. Excellence Plan review
- **Thursday:**
  A. [EP] – EP Pager Test Results (as applicable)
  B. [Engr] – Temporary Modifications
  C. [Ops] – Control Room Panel Deficiency Analysis
  D. [Ops] – Disabled alarms (Units 1&2)
  E. [Ops] – Instruments Out-of-Service (Units 1&2)
  F. [PA] – CAP backlogs
  G. [Ops] – Out-of-Spec routine readings
  H. Excellence Plan review
- **Friday:**
  A. [Reg Affairs] – Upcoming Licensing/Reviews
  B. [NOS] – Quality Assurance update/upcoming reviews
  C. [Maint] – WR Backlogs/PM waiver/deferrals
  D. [EP] – Weekend coverage list (Units 1&2)
  E. [Engr] – Predictive Monitoring
  F. [PPG Mgr] – Next week's work week summary and highlights
  G. [PA] – NRC/INPO Perf Indicators
  H. Excellence Plan review

PBNP PLANT U1 STATUS REPORT

Report Run Date: **6/1/2004 6:02:58 AM**

NMC
Committed to Nuclear Excellence

PLANT SAFETY					
LOST TIME ACCIDENTS	0	DOSE PREVIOUS 24 hrs (mR)	6	SITE EVENT FREE DAYS	29
DAYS SINCE LAST LTA	619	TOTAL FOR YEAR (mR)	6869		
OSHA RECORDABLES	2	% of TO DATE GOAL	112%	OVERALL U1 PLANT RISK	Green
FIRST AID CASES	2	PerCon EVENTS	11		

PLANT CONDITIONS					
% Power	0%	MWE Gross	0	DAYS SINCE LAST SCRAM FROM POWER	320
Mode Cold S/D	5	MWE Net	0	DAYS ONLINE	0
Unit Capability Factor	92.9%	Forced Loss Rate	1.85%	Days Until Next Refueling Outage	480

KEY CONTACTS			
SHIFT MANAGER	DAYS: Dan Weber	SWINGS: N/A	NIGHTS: Jim Schleif
WORK WEEK COORD/MGR	Dick Varga	WORK CONTROL CENTER	Mike Millen
EP MANAGER	Monica Ray	PLANT MANAGER	Jim Shaw

OPERATIONS COMMENTS (24 hour Summary)

165 F, reactor coolant pumps running.

UNIT SHUTDOWN OTHER LCOs

RISK SIGNIFICANT SYSTEMS OOS & PROTECTED SYSTEMS

OPERATIONAL CONCERNS & PLANT PRIORITIES

EQUIPMENT	WO/CAP	PROBLEM	OWNER	ECD
1CV-110A, BA to 1Z-1 BA Blender Inlet Flow Control	WO 0408329 / CAP056696	Valve leaks by, causes a loss of BAST level during BAST recirculation, current Status 23. Parts issue. Part of 1P-116 being out. A+B BASTs recirc w/ BATP.	J. Brander	11/03/04

PLANT HOUSEKEEPING CONCERNS

OPERATOR BURDENS

OPERATOR CHALLENGES

EQUIPMENT	WO/CAP	PROBLEM	OWNER	ECD
G-01 & G-02 EDG	N/A	Lake grass fouling of the G01 and G02 EDG heat exchangers requires flow checks, adjustments, and heat exchanger cleaning.		
W-85 & W-86 Ventilation Fan	0203206	When running either W85 or W86 at high speed, this causes water to be pulled off of the coils and entrained in the air steam.	Fischer	Mod release expected by 11/30/04
2Z-27-2 & 2Z-27-1 Travelling Water Screen	0304853 0304864 0304865	Traveling screen Y strainers 2 screens left to be worked.	Krause	6/14/04
Fire Alarm Panel	9936713	Fireworks fire detection system mod partially installed and not operating correctly.	Rosseau	Release of mod to installation group, 10/1/04
SPING 21-7 & SPING 23-7 RMS Monitors	0305694 0305696	"Fail Low"nuisance alarms	Branam	9/28/04
1/2 MS-2085, 2086, 2087, 2088 Steam Valves	N/A	OP-1C step 5.123.6 directs the MSR inlet steam control valves to be manually gagged shut and the AO to periodically operate gags to heat up the MSR.	Oconnell	PRB needs to be scheduled.

1SI-844A, 1SI-845A, 1SI-887 Test Line Valve	0216334 0216335 0207002	U1 accumulator has excessive leakage causing the SI system to be vented more frequently and the accumulators to be filled more frequently.	Bach	U1R28
1P-116 Recirc Pump	0400061	1P-116 boric acid pump has excessive seal leakage. back this week.	Omillian	With FIN Team
AF-04001 & AF-04000 Flow Control Valves	0307787 0307788 0400619 0400620	Remote indicators for 1/2P-29 discharge MOV's currently all indicate less than 15% open.	Schaeuble	Design complete by 10/1/04
Unit 1 & 2 SGBD	N/A	OI-14, Steam Generator Blowdown Operation, has guidance for water hammer preventation during unit startup. This is a proceduralized workaround.		

OPERATOR WORKAROUNDS

LIT ANNUNCIATORS

COORD ID	ALARM DESCRIPTION	REASON	WOCAP	DAYS IN
1C-20A 2-3	Site boundary control center.	Troubleshooting why the alarm is in.	WO 0407388	67
1C-20B 3-9	Radiation monitoring system channel test.	1RE-216 in Maint. Due to fouling and repeated alarms.	WO 0407787	53
2C-20B 1-9	D-08 battery charger trouble	Unknown. Longstanding issue intermittantly associated with 2C-O3 flasher reset.	WO 0307396	272

DEGRADED INSTRUMENTS

EQUIPMENT	WO/CAP	PROBLEM	OWNER	ECD
1C-39, Turbine EH Control Panel	WO 0307938	Intermittent kilowatt transducer failure.	APR	9/14/04
1NR-46, NI Overpower Recorder	WO 0210874	Recorder replacement via MR 01-057.	IC	03/28/05
1TE-29, Incore Thermometer at G-4	WO 0309455	TC G-4 reads low.	EM	10/30/05
1TG-01-VARM, 1TG-01 Turbine Generator Output Varmeter	WO 0306911	Varmeter reading high.	EM	5/31/04
1NR-47, NI Overpower Recorder	WO 0210874	Recorder failed low.	IC	03/28/05

TEMPORARY MODIFICATION

EQUIPMENT	WO/CAP	MODIFICATION	OWNER	ECD
TG-01 Meter	0306103	TM 01-014, 3 RD harmonic volt meter.	Harper	5/31/04
T-119A Trailer	0212184	TM 02-037, Temporary pre-treatment trailer near NSB.	Novak	6/30/04
SI-830B Relief Valve	0213009	TM 02-044, install temporary relief valve on T-034B.	Bach	5/31/04
Z-015 PAB Bridge	0216361	TM 02-051, Disconnect of PAB bridge crane pendant control.	Soulia	8/31/04
1TG-01 Varmeter	0216539	TM 02-052, Temporary 1TG-01 varmeter.	Larson	5/31/04
480V Power	0213480	TM 03-038, temporary power for reactor head inspection.	Harper	5/31/04
1B-42 MCC	0400583	TM 04-002, U1R28 - refeed XL-10 during 1B-42 down power.	Miller	9/3/04

tied to completion of U1R28.

SEI-06213 Siesmic Detector	0406247	TM 04-005, Auxiliary feed tunnel seismic event annunciation	Pedersen	6/30/05

PLANT PERFORMANCE

Plant Performance Summary			*Primary System*			*Secondary System*		
Generator Gross	0	Mwe	Total RCS LKRT	0	gpm	Forebay Temp	49	F
Generator Net	0	Mwe	RCS Identified LKRT	0	gpm	Lake Temp	47	F
Reactor Power	0	MWth	RCS Unidentified LKRT	0	gpm			
GrossHeatRate	0	BTU/kW	Primary to Secondary LKRT (Rad Gas)					
				LP "A"		LP "B"		
				0	gpd	0	gpd	

Primary Chemistry			*Secondary Chemistry*	LP "A"	LP "B"
RCS Boron	3261	ppm	Sodium (ppb)	<5	<5
RCS H2		cc/kg	Chloride (ppb)	17.2	1.2
Gross Activity		uCi/gm	SulfateLPA	13.9	4.0
DE-131		uCi/gm	INPO CPI		

Major Tasks

Mod 4 on dayshift today. Following blank installation.

NMC
Committed to Nuclear Excellence

Outage Status Report

Plant: Point Beach Unit 1 **Day:** Tuesday **Today's Date / Time:** 6/01/04 0300

Outage Duration: Day 59 Of Refueling Outage Number U1R28

Safety Status

Industrial - Within the last 12 hours

OSHA Recordables 0 First Aid cases 0 Near misses 0

Total for this outage 1

Summary:

Radiological

Dose to date 85.325 Projected to date *90.831 Outage Goal ≤92 R

Difference -5.506 * Reforecast on 5/23 Number of PCEs 11

Summary:

Nuclear

Significant human performance errors and events in last 24 hours 0

Summary:

Plant Status

Mode: ☐ Hot Standby *(Mode 3)* ☐ Hot Shutdown *(Mode 4)* ☒ Cold Shutdown *(Mode 5)* ☐ Refueling Shutdown *(Mode 6)*

RCS: Temperature: 165 Pressure: 325 psig RV Level: Pressurizer Solid

Time to Boil: N/A

Shutdown Safety Assessment Protected Equipment:

- None

Major Activities Completed in Last 24 Hours

- Completed RCS Fill & Vent Activities IAW OP-4A
- 1P-1A Reactor Coolant Pump Balance Weight Move
- Restored Containment Upper Hatch Interlocks
- Post Fill and Vent Valve Line Up
- Started 1P-1A Reactor Coolant Pump
- Started 1W-3B Control Rod Drive Shroud Fan
- Silica Dilution and Heat Up RCS to 165°F
- IT-3B Low Head Safety Injection Valve
- Start 1P-1B Reactor Coolant Pump

Critical Path and Near Critical Path Activities (Next 24 Hours)

- Continue Containment Purge Work
- TS-30 High & Low Head SI Check Valve Test
- Heatup RCS to 190°F
- Cold Rod Functional Testing

Significant Outstanding Issues

Date	Issue	Due	Responsibility
5/17/04	Rx Head Relief Request	6/01/04	Jim Schweitzer

Upcoming Major Milestones

	Scheduled		Actual			Scheduled		Actual	
	Date	Time	Date	Time		Date	Time	Date	Time
Cooldown <200°	4/03/04	2100	4/03/04	2230	RCS Fill & Vent	4/23/04	1500	5/31/04	0653
Head Lift	4/09/04	0900	4/21/04	1550	Heatup >200°	4/25/04	0900		
Refueled	4/14/04	0300	5/02/04	1848	Reactor Critical	4/28/04	0800		
RV Headset	4/18/04	1900	5/23/04	1338	On-Line	4/30/04	0100		

PBNP U2 PLANT STATUS REPORT

NMC
Committed to Nuclear Excellence

Report Run Date: 6/1/2004 6:02:58 AM

PLANT SAFETY					
LOST TIME ACCIDENTS	0	DOSE PREVIOUS 24 hrs (mR)	6	SITE EVENT FREE DAYS	29
DAYS SINCE LAST LTA	619	TOTAL FOR YEAR (mR)	6869		
OSHA RECORDABLES	2	% of TO DATE GOAL	112%	OVERALL U2 PLANT RISK	Yellow
FIRST AID CASES	2	PerCon EVENTS	11		

PLANT CONDITIONS					
% Power	100%	MWE Gross	543	DAYS SINCE LAST SCRAM FROM POWER	17
Mode	1	MWE Net	521	DAYS ONLINE	12
Unit Capability Factor	89.1%	Forced Loss Rate	2.05%	Days Until Next Refueling Outage	305

KEY CONTACTS			
SHIFT MANAGER	DAYS: Dan Weber	SWINGS: N/A	NIGHTS: Jim Schleif
WORK WEEK COORD/MGR	Dick Varga	WORK CONTROL CENTER	Mike Millen
EP MANAGER	Monica Ray	PLANT MANAGER	Jim Shaw

OPERATIONS COMMENTS (24 hour Summary)

Normal full power operations. Aux feedwater repairs/testing in progress.

~~UNIT SHUTDOWN~~ OTHER LCOs

EQUIPMENT	WO/CAP	ENTRY DATE	LCO DAYS	OWNER	ECD
2RC-508, U2C Reactor Makeup Supply	WO 0203446	11/9/2003	31 day TSAC 3.6.3. A	M. Rosseau	5/28/2004
	Ops + Engr agreed on fix.				7/31/04
2P-29, Aux Feedwater Turbine-Driven Pump	WO 0408741 / WO 0408743	5/31/2004	3.7.5 A.- 7 days, 3.7.5.B.- 72 hours	C. Hill	6/1/2004
				Failed 1ST stroke time. I worked, other worker [illegible] day.	

some impact on reliability time.

Run G05 today

Ex 4

OPERATIONAL CONCERNS & PLANT PRIORITIES

EQUIPMENT	WO/CAP	PROBLEM	OWNER	ECD
2RC-508, U2C Reactor Makeup Supply	WO 0203446	Valve comes off shut seat when reactor makeup water pump starts.	M. Millen / J. Marean	5/28/04
Unit 2, Excess Letdown Flow	WO 0310231	Inadequate excess letdown flow, scheduled for Work Week C03.	N. Stuart	7/09/04
2RE-215, 2HX-46 Air Ejector Gas Monitor		Elevated indication, temperature related. Procedure change request submitted. (OTH013404). Eberline Representative to assist with leak rate calculation and temperature sensitivity.	B. Carberry	6/30/04

PLANT HOUSEKEEPING CONCERNS

OPERATOR BURDENS

OPERATOR CHALLENGES

EQUIPMENT	WO/CAP	PROBLEM	OWNER	ECD
G-01 & G-02 EDG	N/A	Lake grass fouling of the G01 and G02 EDG heat exchangers requires flow checks, adjustments, and heat exchanger cleaning.		

Yellow risk due to 2P-29 OS

W-85 & W-86 Ventilation Fan	0203206	When running either W85 or W86 at high speed, this causes water to be pulled off of the coils and entrained in the air steam.	Fischer	Mod release expected by 11/30/04
2RC-508 Isolation Valve	0203446	2RC-508 lifts off close seat during blender.	Lemahieu	12/1/04
2Z-27-2 & 2Z-27-1 Travelling Water Screen	0304853 0304864 0304865	Traveling screen Y strainers	Krause	6/14/04
Fire Alarm Panel	9936713	Fireworks fire detection system mod partially installed and not operating correctly.	Rosseau	Release of mod to installation group, 10/1/04
SPING 21-7 & SPING 23-7 RMS Monitors	0305694 0305696	"Fail Low"nuisance alarms	Branam	9/28/04
1/2 MS-2085, 2086, 2087, 2088 Steam Valves	N/A	OP-1C step 5.123.6 directs the MSR inlet steam control valves to be manually gagged shut and the AO to periodically operate gags to heat up the MSR.	Oconnell	PRB needs to be scheduled.
2CV-285 Isolation Valve	0310231 0408309	U2 excess letdown flow rate is less than design.	Omillian	7/5/04
2P-2C Charging Pump	N/A	Charging pump trips on return to service testing.	Sexton	4th qtr of 2004
2C-20 Alarm Panel	0310314 0310315 0310316 0310317	Annunciator 2C20A 2-2, D-01/D-03 125V DC Bus Under/Over voltage, received during TS-82 when P-32F service water pump auto started.	Schaeuble	8/20/04
2HG-55 H2 Regulator	0302253	U2 hydrogen regulator is not working properly.	Ruiz	U2R27
AF-04001 & AF-04000 Flow Control Valves	0307787 0307788 0400619 0400620	Remote indicators for 1/2P-29 discharge MOV's currently all indicate less than 15% open.	Schaeuble	Design complete by 10/1/04
Unit 1 & 2 SGBD	N/A	OI-14, Steam Generator Blowdown Operation, has guidance for water hammer preventation during unit startup. This is a proceduralized workaround.		

OPERATOR WORKAROUNDS

EQUIPMENT	WO/CAP	PROBLEM	OWNER	ECD
Condenser Water Box Alarms	N/A	Unit 2 is receiving excessive condenser water box alarms.	T. VandenBosch	Scheduling PHC, next PHC should be in June.

LIT ANNUNCIATORS

COORD ID	ALARM DESCRIPTION	REASON	WOCAP	DAYS IN
C-01C 3-7	Unit 2 containment recirc coolers air flow low alarm is in. Sliders have been caution tagged open to prevent alarm from being lit.	MR 00-108 initiated to change flow switches.	MR 00-108 for WO 9904884	1910
2C-20B 1-9	D-08 battery charger trouble	Unknown. Longstanding issue intermittantly associated with 2C-O3 flasher reset.	WO 0307396	272

DEGRADED INSTRUMENTS

EQUIPMENT	WO/CAP	PROBLEM	OWNER	ECD
2AF-4000, 2P-29 AFW Discharge MOV control room indication	WO 0307788	Control room indication does not match local indication.	EM	Need MR release date
2AI-5430A, Hydrogen Purity on 2C03	WO 0310574	Hydrogen purity reads low in the Control Room.	FIN	7/5/04
2FI-412, RC Loop A Flow Indicator	WO 0400282	Flow indicator reads high.	IC	8/5/04
2FR-465, Loop A FW Stm/Flow Indicatior	WO 0405750	Flow indicator reads high.	IC	06/08/04
2NR-47, NI Overpower Recorder	WO 0210875	Recorder failed low.	IC	05/09/05

TEMPORARY MODIFICATION

EQUIPMENT	WO/CAP	MODIFICATION	OWNER	ECD
T-119A Trailer	0212184	TM 02-037, Temporary pre-treatment trailer near NSB.	Novak	6/30/04
Z-015 PAB Bridge	0216361	TM 02-051, Disconnect of PAB bridge crane pendant control.	Soulia	8/31/04
VNPSE-3212/3244 Purge Valves	0310052	TM 03-036, install blank flange at CV-3212 and 3244.	Novak	5/31/05
SEI-06213 Siesmic Detector	0406247	TM 04-005, Auxiliary feed tunnel seismic event annunciation	Pedersen	6/30/05

PLANT PERFORMANCE

Plant Performance Summary			*Primary System*			*Secondary System*		
Generator Gross	543	Mwe	Total RCS LKRT	0.12	gpm	Forebay Temp	49	F
Generator Net	521	Mwe	RCS Identified LKRT	0.1	gpm	Lake Temp	47	F
Reactor Power	1540	MWth	RCS Unidentified LKRT	0.02	gpm			
GrossHeatRate	0	BTU/kW	Primary to Secondary LKRT (Rad Gas)					
				LP "A"		LP "B"		
				0	gpd	0	gpd	

Primary Chemistry			*Secondary Chemistry*	LP "A"	LP "B"
RCS Boron	1153	ppm	Sodium (ppb)	0.1	0.1
RCS H2	33.5	cc/kg	Chloride (ppb)	0.2	0.2
Gross Activity	1.08E+0	uCi/gm	SulfateLPA	0.4	0.4
DE-131	2.25E-4	uCi/gm	INPO CPI	1	

6/1/04 POD Daily Operating Experience

OE18340 - A HHSI pump Flushing Line Isolation Valve outside the Containment Was Found Partially Open

Purpose:

- To share the importance of personnel exercising caution around plant equipment to avoid accidental mispositioning that could result in exceeding the Control Room Operator and the 10CFR100 offsite dose limits during a postulated LOCA.

Discussion:

- On March 26, 2004 during performance of High Head Safety Injection (HHSI) Pump 1B Inservice Test in Unit 1, HHSI pump 1B flushing line isolation valve (SI-0120B) was found partially open. If this valve were to be open during a postulated Loss Of Coolant Accident (LOCA), the resulting release from the Safety Injection (SI) System would cause the General Design Criterion (GDC) number 19 (Control Room Operator Dose Limits) and the 10CFR100 offsite dose limits to be exceeded.
- The exact cause of SI-0120B being out of position is indeterminate. The most likely cause of SI-0120B being out of position is someone using the valve handle as an aid in exiting the ladder located next to it. This ladder goes down approximately 7 feet to the sump level below. The ladder is seldom used, however, records indicate at least two persons have used this ladder since the last successful surveillance run of HHSI pump 1B.
- This event resulted in no personnel injuries, radiation exposure, offsite radiological releases, or damage to important safety related equipment. This event is significant and reportable because of the potential of exceeding the offsite dose limit, had there been a design basis LOCA while this valve was out of position.

12 WEEK SURVEILLANCES - MANAGEMENT REPORT
WITH SCHEDULED DATE AND TECH SPEC DUE DATE
SORTED BY SCHEDULED DUE DATE
WE4920.PBNP.TRENDING/PB0071.OPS.PROGRAMS(TSPECSU1)

SCHEDULED DUE DATE IS LESS THAN OR EQUAL TO06/01/2004

UNITST	WRK ORD	EQUIP ID	GRP	FRQ	CALLUP	DESCRIPTION	LAST	DUED	SKED	TSDUE	10%	25%	DEFER	ACT
PB0	74 0308970	DA-03055B	MM	8A1	M-RELVLV	REPLACE RELIEF VAL		02/13/2004	09/07/2004		. 11/27/2004	02/02/2006.		D01A1
PB0	74 0308971	DA-03055C	MM	8A1	M-RELVLV	REPLACE RELIEF VAL		02/13/2004	09/07/2004		. 11/27/2004	02/02/2006.		D01A1
PB0	74 0308972	DA-03055D	MM	8A1	M-RELVLV	REPLACE RELIEF VAL		02/13/2004	09/07/2004		. 11/27/2004	02/02/2006.		D01A1
PB1	76 0301896	CV	EPI	3A2	CV-1PT-1	VT-2 ASME XI PERIO	05/08/2001	04/01/2004	06/03/2004	05/07/2004	07/19/2004	02/04/2005.		128EN
PB1	76 0216170	FIRE-BARRI	EM	IM2	E-M18	INSPECT AND MAINTA	10/04/2002	04/01/2004	05/09/2004	04/05/2004	05/25/2004	08/20/2004.		128EM
PB0	71 0210963	G-01	EM	G01	E-A2	2 YEAR ELECTRICAL	06/15/2002	04/01/2004	06/14/2004		. 06/05/2004	09/10/2004.	06/21/2004	C01A1
PB0	76 0215148	G-01	EM	IM2	E-R	MONITOR EMERGENCY	09/17/2002	04/01/2004	04/06/2004	03/19/2004	05/25/2004	08/03/2004.		128EM
PB0	40 0214235	G-01	MM	G01	M-A2	INSPECTION AND MAI	11/19/2001	04/01/2004			. 06/05/2004	02/15/2004.	06/14/2004	NO-PX
PB0	71 0214236	G-01	MM	CA2	M-A2-1 GRP	GROUP B MECHANICAL		04/01/2004	06/13/2004		. 06/13/2005	04/01/2007.		C01A1
PB0	76 0215149	G-02	EM	IM2	E-R	MONITOR EMERGENCY	09/17/2002	04/01/2004	04/05/2004	03/19/2004	05/25/2004	08/03/2004.		128EM
PB1	76 0300803	ICP-02.008	IC	IM2	PB1-1	NI AXIAL OFFSET CA	11/08/2002	04/01/2004	06/06/2004	05/10/2004	05/25/2004	09/24/2004.		128IC
PB1	76 0300804	ICP-02.008	IC	IM2	PB1-1	NI POWER RANGE OVE	10/21/2002	04/01/2004	06/07/2004	04/22/2004	05/25/2004	09/06/2004.		128IC
PB1	76 0300810	ICP-02.017	IC	IM2	PB1-1	RP SYSTEM TRIP LOG	10/14/2002	04/01/2004	06/03/2004	04/15/2004	05/25/2004	08/30/2004.		128IC
PB1	76 0300818	ICP-02.020	IC	IM2	PB1-1	RP AND SG ANALOG T	10/14/2002	04/01/2004	06/03/2004	04/15/2004	05/25/2004	08/30/2004.		128IC
PB1	76 0300819	ICP-02.020	IC	IM2	PB1-2	RP AND SG ANALOG T	10/14/2002	04/01/2004	06/03/2004	04/15/2004	05/25/2004	08/30/2004.		128IC
PB1	76 0300842	ICP-04.029	IC	IM2	PB1-1	ICP 4.29-2 OR -3 R	10/15/2002	04/01/2004	06/03/2004	04/16/2004	05/25/2004	08/31/2004.		128IC
PB0	76 0208508	ICP-13.007	IC	G01	G-01	G-01 DIESEL INSTRU	06/14/2002	04/01/2004	06/14/2004		. 06/05/2004	09/09/2004.	06/20/2004	C01A1
PB1	76 0300896	ICP-13.015	IC	IM2	PB1	SV/AST RPS MATRIX	10/17/2002	04/01/2004	06/05/2004	04/18/2004	05/25/2004	09/02/2004.		128IC
PB1	77 0215885	O-IT-0001A	OP6	IM2	OT	IT-01A, HIGH HEAD	10/10/2002	04/01/2004	05/31/2004	04/11/2004	05/25/2004	08/26/2004.	05/24/2004	128OP
PB1	77 0215892	O-IT-0090A	OP6	IM2	OT	IT-90A, UNIT 1 ATM	10/13/2002	04/01/2004	06/02/2004	04/14/2004	05/25/2004	08/29/2004.		128OP
PB1	77 0215895	O-IT-0230	OP6	IM2	OT	IT-230, U1 CLASS 1	10/14/2002	04/01/2004	06/03/2004	04/15/2004	05/25/2004	08/30/2004.		128OP
PB1	70 0215901	O-IT-0290B	OP6	IM2	OT	IT-290B, 1P-29 AFP	10/14/2002	04/01/2004	06/02/2004	04/15/2004	05/25/2004	08/30/2004.		128OP
PB1	77 0215918	O-IT-0530E	OP6	IM2	OT	IT-530E, LRPM TEST	10/12/2002	04/01/2004	05/31/2004	04/13/2004	05/25/2004	08/28/2004.		128OP
PB1	77 0216004	O-TS-010.2	OP6	IM2	OT	TS-10, U1C PERSONN	10/12/2002	04/01/2004	05/29/2004	04/13/2004	05/25/2004	08/28/2004.		128OP
PB1	77 0216005	O-TS-030	OP6	IM2	OT	TS-30, U1 HIGH/LOW	10/13/2002	04/01/2004	05/31/2004	04/14/2004	05/25/2004	08/29/2004.		128OP
PB1	70 0216006	O-TS-035.2	OP6	IM2	OT	TS-35, UNIT 1 CONT	10/12/2002	04/01/2004	06/01/2004	04/13/2004	05/25/2004	08/28/2004.		128OP
PB1	77 0216007	O-TS-039	OP6	IM2	OT	TS-39, UNIT 1 MSIV	10/16/2002	04/01/2004	06/05/2004	04/17/2004	05/25/2004	09/01/2004.		128OP
PB1	76 0305079	PT-RCS-1	EPI	IM2	1-PT-RCS-1	RCS PRESSURE TEST	01/22/2003	04/01/2004	06/03/2004	07/24/2004	05/25/2004	12/08/2004.		128EN
PB1	77 0213863	RESP 3.1	PRE	IM2	RE	PRIMARY SYSTEM TES	10/16/2002	04/01/2004	06/04/2004	04/17/2004	05/25/2004	09/01/2004.		128EN
PB1	77 0213864	RESP 4.1	PRE	IM2	RE	INITIAL CRITICALIT	10/16/2002	04/01/2004	06/04/2004	04/17/2004	05/25/2004	09/01/2004.		128EN
PB1	77 0213865	RESP 5.2	PRE	IM2	RE	RE TESTS DURING ES	10/29/2002	04/01/2004	06/05/2004	04/30/2004	05/25/2004	09/14/2004.		128EN
PB1	77 0213851	RESP 6.2	PRE	IM2	RE	VERIFY RCS FLOW RA	02/11/2003	04/01/2004	06/08/2004	08/13/2004	05/25/2004	12/28/2004.		128EN
PB1	76 0301904	SI	EPI	3A2	SI-1PT-2	VT-2 ASME XI PERIO	05/03/2001	04/01/2004	05/26/2004	05/02/2004	07/19/2004	01/30/2005.		128EN
PB1	76 0301905	SI	EPI	3A2	SI-1PT-6	VT-2 ASME XI PERIO	05/08/2001	04/01/2004	06/03/2004	05/07/2004	07/19/2004	02/04/2005.		128EN
PB1	76 0301986	SNUBBERS	EPT	IM2	M-R-1	VISUAL SNUBBER INS	10/05/2002	04/01/2004	04/08/2004	04/06/2004	05/25/2004	08/21/2004.		128EN
PB1	76 0214145	SNUBBERS	MM	IM2	M-R-3	INSPECT STEAM GENE	10/13/2002	04/01/2004	06/03/2004	04/14/2004	05/25/2004	08/29/2004.		128MM

POINT BEACH NUCLEAR PLANT
12 WEEK SURVEILLANCES - MANAGEMENT REPORT
WITH SCHEDULED DATE AND TECH SPEC DUE DATE
SORTED BY SCHEDULED DUE DATE
WE4920.PBNP.TRENDING/PB0071.OPS.PROGRAMS(TSPECSU1)

SCHEDULED DUE DATE IS LESS THAN OR EQUAL TO06/01/2004

UNIT	ST	WRK ORD	EQUIP ID	GRP	FRQ	CALLUP	DESCRIPTION	LAST	DUED	SKED	TSDUE	10%	25%	DEFER	ACT
PB1	77	0407987	TS-AF-001	OP6	IM2	OT	DOCUMENTATION OF A		04/01/2004	06/04/2004		. 05/25/2004	08/14/2004.		128OP
PB1	60	0301907	U1-CONTAIN	EPI	IM2	CG-COREINS	VISUAL/ULTRASONIC	10/02/2002	04/01/2004	04/18/2004	04/03/2004	05/25/2004	08/18/2004.		128NS
PB1	60	0301908	U1-CONTAIN	EPI	IM2	CG-KEYINSP	VISUAL INSPECTION	09/20/2002	04/01/2004	04/04/2004	03/22/2004	05/25/2004	08/06/2004.		128NS
PB1	77	0301909	U1-CONTAIN	EPI	IM2	CG-VT3GA	CONT INSPECTION IW	10/04/2002	04/01/2004	04/30/2004	04/05/2004	05/25/2004	08/20/2004.		128EN
PB1	77	0301910	U1-CONTAIN	EPI	IM2	M-A	INSPECT CONTAINMEN	10/04/2002	04/01/2004	04/28/2004	04/05/2004	05/25/2004	08/20/2004.		128EN
PB1	76	0215240	162-A	EM	IM2	E-R	1MS-2019 AND 1MS-2	09/25/2002	04/01/2004	05/20/2004	03/27/2004	05/25/2004	08/11/2004.		128EM
PB1	60	0301678	62/A01	EM	TM2	E-R7	SEVENTH YEAR UV BU		04/01/2004	05/22/2004		. 12/30/2004	02/14/2006.		128NS
PB1	76	0215247	62/A02	EM	IM2	E-R	CALIBRATE AND TEST	10/01/2002	04/01/2004	05/29/2004	04/02/2004	05/25/2004	08/17/2004.		128EM
PB1	60	0301677	62/A02	EM	TM2	E-R7	SEVENTH YEAR UV BU		04/01/2004	05/22/2004		. 12/30/2004	02/14/2006.		128NS
PB1	60	0308967	SI-00840B	MM	6A1	M-RELVLV	REPLACE RELIEF VAL		04/10/2004			. 11/12/2004	10/02/2005.	10/01/2005	NO-PX
PB1	40	9950079	ICP-02.003	IC	8W1	PB1-1	RP LOGIC TEST - TR	02/26/2004	04/22/2004	05/30/2004	04/26/2004	04/28/2004	05/06/2004.	05/28/2004	128NS
PB0	74	0301810	G-04	EM	GO1	E-A2	2 YEAR ELECTRICAL	07/20/2002	04/30/2004	07/12/2004		. 07/04/2004	10/15/2004.	07/19/2004	C05A1
PB0	71	0300727	ICP-13.007	IC	GO1	G-04	G-04 DIESEL INSTRU	07/19/2002	04/30/2004	07/12/2004		. 07/04/2004	10/14/2004.	07/19/2004	C05A1
PB2	77	0407767	O-IT-0805	OP1	CW1	OT	IT-805, COMPONENT	03/20/2004	05/12/2004	06/07/2004	06/19/2004	05/20/2004	07/03/2004.		B12B2
PB1	77	0301513	TS-CONT-00	OP1	1M2	OT	CONT ISOL VALVE AN	04/12/2004	05/12/2004	05/31/2004	05/13/2004	05/15/2004	05/19/2004.		B08B2
PB0	76	0216426	52/DB50-RT	EM	GM1	E-M15	INSPECT AND MAINTA	03/10/2003	05/13/2004	07/27/2004	06/02/2004	06/27/2004	09/22/2004.		C07A2
PB0	76	0216428	52/DB50-RT	EM	GM1	E-M15	INSPECT AND MAINTA	02/20/2003	05/13/2004	07/30/2004	05/15/2004	06/27/2004	09/04/2004.		C07A2
PB0	71	0301804	D-105	EM	IM2	E-M18	STATION BATTERY SE	11/18/2002	05/14/2004	06/21/2004	05/20/2004	07/07/2004	10/04/2004.		C02B1
PB1	77	0301564	O-IT-0090	OP3	CW1	OT	IT-90, UNIT 1 ATMO	02/21/2004	05/15/2004	06/02/2004	05/22/2004	05/24/2004	06/05/2004.		B08B2
PB1	77	0301552	O-TS-003A	OP3	4W1	OT	TS-3A, UNIT 1 TURB	04/17/2004	05/15/2004	06/05/2004	05/18/2004	05/18/2004	05/22/2004.		B08B2
PB1	76	0301533	O-TS-003	OP1	CW1	OT	TS-3, U1 MAIN TURB	02/22/2004	05/16/2004	04/09/2005	05/23/2004	05/25/2004	06/06/2004.		RESKD
PB1	76	0301534	PT-MS-003	OP1	CW1	OT	CROSSOVER STEAM DU	02/26/2004	05/16/2004	04/09/2005	05/27/2004	05/25/2004	06/10/2004.		RESKD
PB1	77	0301566	O-IT-0012	OP3	CW1	OT	IT-12, 1P-11A/B CC	02/27/2004	05/18/2004	06/02/2004	05/28/2004	05/27/2004	06/11/2004.	06/07/2004	B09A1
PB1	76	0407761	O-IT-0800	OP1	CW1	OT	IT-800, COMPONENT	03/19/2004	05/19/2004	06/16/2004	06/18/2004	05/27/2004	07/02/2004.		C01A1
PB1	77	0301548	O-IT-0021	OP2	CW1	OT	IT-21, 1P-2A-C CHA	02/27/2004	05/20/2004	06/06/2004	05/28/2004	05/29/2004	06/11/2004.	06/07/2004	B09A1
PB0	75	0301857	HP FILTER	HP	1A2	CONTROL RO	ANNUAL FILTER TEST	06/13/2003	05/22/2004	08/23/2004	06/12/2004	06/27/2004	09/11/2004.		C11A2
PB1	77	0301544	O-TS-032	OP2	4W1	OT	TS-32, MISCELLANEO	04/26/2004	05/24/2004	06/01/2004	05/27/2004	05/27/2004	05/31/2004.		B10B1
PB1	40	0300743	ICP-02.003	IC		PB1-2	RP LOGIC TEST - TR		05/25/2004	05/30/2004		. 05/31/2004	06/09/2004.	06/08/2004	128NS
PB1	77	0301484	O-IT-0080	OP1	CW1	OT	IT-80, UNIT 1 MAIN	03/02/2004	05/25/2004	06/07/2004	06/01/2004	06/03/2004	06/15/2004.	06/07/2004	B10B1
PB1	77	0310122	PT-RMS-001	OP1	CW1	OT	TEST RMS FUNCTION	03/02/2004	05/25/2004	06/07/2004	06/01/2004	06/02/2004	06/15/2004.		B10B1
PB1	77	0301536	O-IT-0008A	OP1	CW1	OT	IT-08A, 1P-29 AFP	03/05/2004	05/28/2004	06/05/2004	06/04/2004	06/06/2004	06/18/2004.		B10B1
PB1	77	0301490	O-TS-010AB	OP1	1W1	OT	TS-10A, U1C AIR LO	05/21/2004	05/28/2004	05/24/2004	05/28/2004	05/28/2004	05/29/2004.		B10B1
PB1	77	0301508	TS-RE-004	OP1	1W1	OT	QUADRANT POWER TIL	05/22/2004	05/29/2004	05/26/2004	05/29/2004	05/29/2004	05/30/2004.		B10B1
PB0	77	0300201	CHEM-SAMPL	CH	1W1	BAST BORON	BAST BORON TSR 3.5	05/29/2004	05/31/2004	06/01/2004	06/05/2004	05/31/2004	06/06/2004.		B11A2
PB1	77	0300407	CHEM-SAMPL	CH	1W1	RCS BORON	RCS BORON SR 3.9.1	05/29/2004	05/31/2004	06/01/2004	06/05/2004	05/31/2004	06/06/2004.		B11A2
PB2	77	0300487	CHEM-SAMPL	CH	1W1	RCS BORON	RCS BORON SR 3.9.1	05/27/2004	05/31/2004	06/01/2004	06/03/2004	05/31/2004	06/04/2004.		B11A2

P O I N T B E A C H N U C L E A R P L A N T
12 WEEK SURVEILLANCES - MANAGEMENT REPORT
WITH SCHEDULED DATE AND TECH SPEC DUE DATE
SORTED BY SCHEDULED DUE DATE
WE4920.PBNP.TRENDING/PB0071.OPS.PROGRAMS(TSPECSU1)

SCHEDULED DUE DATE IS LESS THAN OR EQUAL TO06/01/2004

UNITST	WRK ORD	EQUIP ID	GRP	FRQ	CALLUP	DESCRIPTION	LAST	DUED	SKED	TSDUE	10%	25%	DEFER	ACT
PB1	77 0300364	CHEM-SAMPL	CH	1W1	RCS CL	RCS CL TSR 3.4.5.2	05/29/2004	05/31/2004	06/01/2004	06/05/2004	05/31/2004	06/06/2004.		B11A2
PB2	77 0300504	CHEM-SAMPL	CH	1W1	RCS CL	RCS CL TSR 3.4.5.2	05/28/2004	05/31/2004	06/01/2004	06/04/2004	05/31/2004	06/05/2004.		B11A2
PB1	77 0300377	CHEM-SAMPL	CH	1W1	RCS DO	RCS DO TSR 3.4.5.1	05/29/2004	05/31/2004	06/01/2004	06/05/2004	05/31/2004	06/06/2004.		B11A2
PB2	77 0300517	CHEM-SAMPL	CH	1W1	RCS DO	RCS DO TSR 3.4.5.1	05/28/2004	05/31/2004	06/01/2004	06/04/2004	05/31/2004	06/05/2004.		B11A2
PB1	77 0300433	CHEM-SAMPL	CH	1W1	RCS SPEC A	RCS GROSS ACTIVITY	05/21/2004	05/31/2004	06/01/2004	05/28/2004	05/31/2004	05/29/2004.		B11A2
PB1	77 0300446	CHEM-SAMPL	CH	1W1	RE-229	RE-229 ISOTOPIC	05/28/2004	05/31/2004	06/01/2004	06/04/2004	05/31/2004	06/05/2004.		B11A2
PB2	77 0300556	CHEM-SAMPL	CH	1W1	RE-229	RE-229 ISOTOPIC	05/28/2004	05/31/2004	06/01/2004	06/04/2004	05/31/2004	06/05/2004.		B11A2
PB1	77 0300472	CHEM-SAMPL	CH	4W1	SEC.UNIT	SECONDARY GROSS AC	05/03/2004	05/31/2004	06/01/2004	06/03/2004	06/03/2004	06/07/2004.		B11A2
PB1	77 0300391	CHEM-SAMPL	CH	1W1	SGBDFO	SGBDFO GAMMA SCAN	05/28/2004	05/31/2004	06/01/2004	06/04/2004	05/31/2004	06/05/2004.		B11A2
PB2	77 0300530	CHEM-SAMPL	CH	1W1	SGBDFO	SGBDFO GAMMA SCAN	05/28/2004	05/31/2004	06/01/2004	06/04/2004	05/31/2004	06/05/2004.		B11A2
PB2	77 0301600	O-IT-0085	OP1	CW1	OT	IT-85, UNIT 2 MAIN	03/09/2004	05/31/2004	06/02/2004	06/08/2004	06/09/2004	06/22/2004.		B11A2
PB2	77 0310118	PT-RMS-001	OP1	CW1	OT	TEST RMS FUNCTION	03/11/2004	05/31/2004	06/02/2004	06/10/2004	06/08/2004	06/24/2004.		B11A2
PB0	76 0305379	D-105	EM	CW1	E-M3	QUARTERLY STATION	03/08/2004	06/01/2004	06/04/2004	06/07/2004	06/10/2004	06/21/2004.		B11A2
PB2	60 0308973	MS-02006	MMV	RX1	M-RELVLV	REMOVE/SHIP/REPLAC		06/01/2004	05/01/2005		. 10/05/2004	04/12/2005.	04/30/2005	F10B1
PB2	60 0308974	MS-02007	MMV	RX1	M-RELVLV	REMOVE/SHIP/REPLAC		06/01/2004	05/01/2005		. 10/05/2004	04/12/2005.	04/30/2005	F10B1
PB2	60 0308975	MS-02008	MMV	RX1	M-RELVLV	REMOVE/SHIP/REPLAC		06/01/2004	05/01/2005		. 10/05/2004	04/12/2005.	04/30/2005	F10B1
PB2	76 0301602	O-TS-034	OP1	4W1	OT	TS-34, U2C ACCIDEN	05/04/2004	06/01/2004	06/01/2004	06/04/2004	06/04/2004	06/08/2004.		B11A2
PB0	77 0300035	RESP 6.5	PRE	1M2	RE	CHECK FOR REACTIVI	05/01/2004	06/01/2004		06/01/2004	06/04/2004	06/07/2004.		NO-PX
PB2	76 0305129	U2A-UV REL	EM		E-M	TEST U2 TRAIN A UN		06/01/2004	06/01/2004		. 06/04/2004	06/08/2004.		B11A2
PB2	76 0305134	U2B-UV REL	EM		E-M	TEST U2 TRAIN B UN		06/01/2004	06/02/2004		. 06/04/2004	06/08/2004.		B11A2
PB0	76 0305208	125V	EM		E-W	STATION TECH SPEC		06/01/2004	06/01/2004		. 06/01/2004	06/02/2004.		B11A2

Work Activity Risk Assignment

U	ACT ID	WO ST	GRP	HPE RISK	EQUIPMENT	Activity Description	Cal ID	DUR	START	FINISH
CONSTRUCTION ENGINEERING GROUP										
0	CE0307011G	76	CE	DR-N ML-Y ORT3-N R-M	D-105	INSTALL NEW D-105 JARS IN D-105 BATTERY ROOM	1	19	30MAY04 14:00A	01JUN04 06:59
ELECTRICAL MAINTENANCE										
2	EM0305129	76	EM	DR-Y ML-Y ORT3-Y R-M	U2A-UV RELAYS	TEST U2 TRAIN A UNDERVOLTAGE AND	1	5	01JUN04 20:00*	02JUN04 00:59
OPERATIONS										
1	IT-003B	77	OPS	DR-N ML-N ORT3-N R-M	O-IT-0003B	IT-3B, LOW HEAD SAFETY INJECTION VALVE	1	1	31MAY04 15:00	31MAY04 15:59
1	TS-030	77	OPS	DR-N ML-N ORT3-N R-M	O-TS-030	HIGH & LOW HEAD SI CHECK VLV TEST	1	12	31MAY04 18:00	01JUN04 05:59
1	TS-10A		OPS	DR-N ML-N ORT3-N R-M	O-TS-010AB.1	TS-10A, U1C AIR LOCK DOOR SEAL TEST	1	2	01JUN04 00:00	01JUN04 01:59

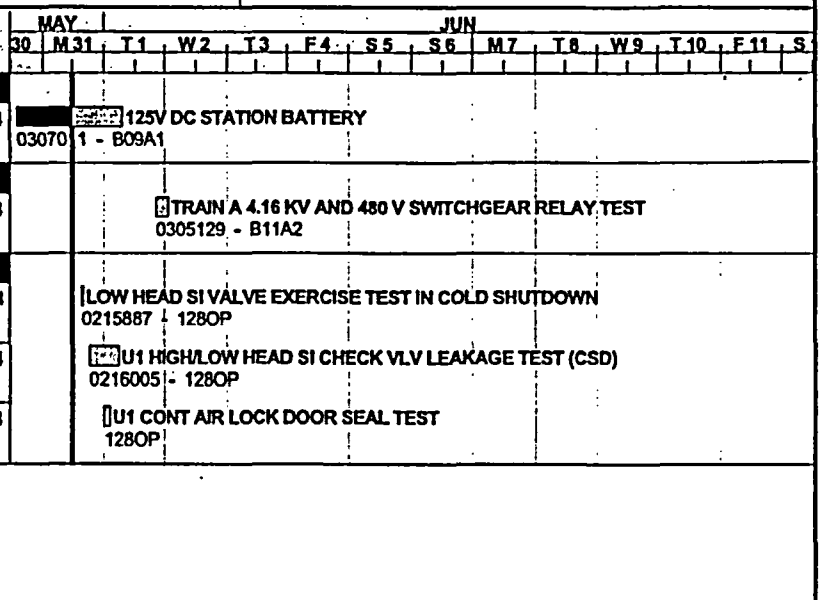

Early Bar
Progress Bar
Critical Activity

© Primavera Systems, Inc.

NMC / WE
PBNP U1 Refueling 28 Outage

LT-81 HUMAN ERROR RISK BARCHART
FL-81 HUMAN ERROR POTENTIAL

NUCLEAR POWER BUSINESS UNIT

PBNP DAILY CHEMISTRY STATUS REPORT

Date: 06/01/04 Time: 0:00

PARAMETER	UNIT 1	UNIT 2	ACTION LEVEL(S)
REACTOR COOLANT			
Boron, ppm	3261	1153	N/A
Lithium, ppm	<0.05	2.26	out of range
Chloride, ppb	<5	<5	> 50
Fluoride, ppb	<5	<5	> 50
Sulfate, ppb	28	<5	> 50
Silica, ppb	2105	302	> 1000 at power
Dissolved H2, cc/kg	N/A	33.5	< 25, > 50
Specific Activity, uCi/cc	N/A	1.08E+0	>100 / E-Bar
100/E-Bar, uCi/cc	N/A	164.4	
I-131 DE, uCi/cc	N/A	2.25E-4	> 0.8
RWST			
Boron, ppm	2977	3058	
SiO2, ppb	2250	5120	
BDEB (last done dates)	5/26/04 1:40	5/12/04 2:07	
% Solids	16.8	13.7	
% Boric Acid	15.6	10.4	
BAST A	% Acid -- Date & Time	3.61	5/25/04 21:43
B	% Acid -- Date & Time	3.68	5/25/04 14:02
C	% Acid -- Date & Time	3.77	5/28/04 13:15

STEAM GENERATORS	A	B	A	B	Action Level	INPO CPI
Chemistry Performance Index (CPI)			1.00		> 1.1 above 30% power (2)	
P/S Leak Rate, gpd	N/A		0		> 30 or > 60 gpd / hr	
Cation Cond(1), uS/cm	0.337	0.082	0.0571	0.0571	> 0.8	
Sodium, ppb	< 5	< 5	0.1	0.1	> 5	> 0.8
Chloride, ppb	17.2	1.2	0.2	0.2	> 10	> 1.6
Sulfate, ppb	13.9	4.0	0.4	0.4	> 10	> 1.7
pH	9.14	9.41	9.71	9.72	< 8.5	

FEEDWATER	UNIT 1	UNIT 2	Action Level	INPO CPI
Iron, ppb	N/A	0.267	> 3	> 5
Copper, ppb	N/A	0.023	> 0.1	> 0.2
Dissolved O2, ppb	N/A	<5	> 5	
pH	N/A	9.76		
CONDENSATE			Action Level	
Dissolved O2, ppb	N/A	3.1	> 10	
SAE Flow (scfm)	N/A	2.7		

NOTE: Bolded items require action by Chemistry (2) Best allowable CPI is 1.0

EMERGENT PROBLEMS / SIGNIFICANT ACTIVITIES / OTHER INFORMATION

Priority Chemistry equipment currently OOS

Point Beach Nuclear Plant Outage 1R28

DAY 57

Supporting Operational Excellence

Outage Radiation Performance

Path

Picture

Meets

Doesn't Meet Exceeds

Definition/Goal

This indicator measures cumulative dose radiation exposure and total number of personnel-contamination events (PCE's > 5000 cpm) during refueling outages. The dose indicator is measured in Rem and individual PCE events.

Meets:	**<=92 Rem**	**Actual Cum.**	
Exceeds:	**<=88 Rem**	**Dose:**	**85.325 Rem**
Meets: <= 18	**Exceeds: <= 12**	**Actual PCE's:**	**11**

Responsible Manager/Owner

Stu Thomas

Analysis and Actions

Day 57 - May 30
Actual = 0.217
Cumulative = 85.325
Cumulative Forecast =90.831

Personnel Contamination Events

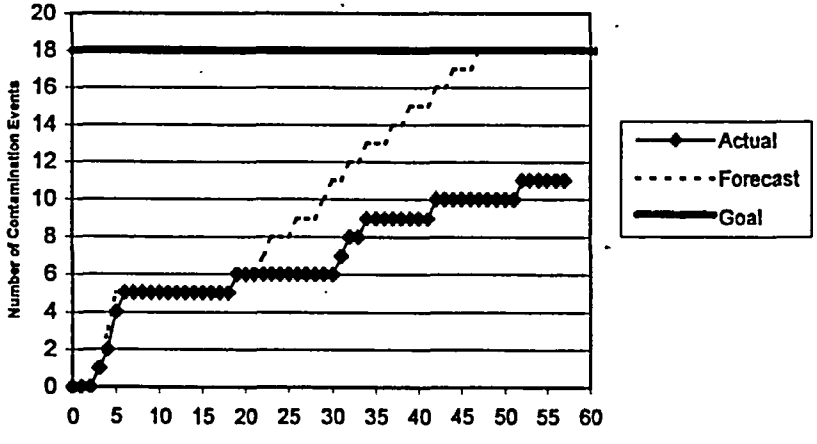

Cummulative Dose Exposure

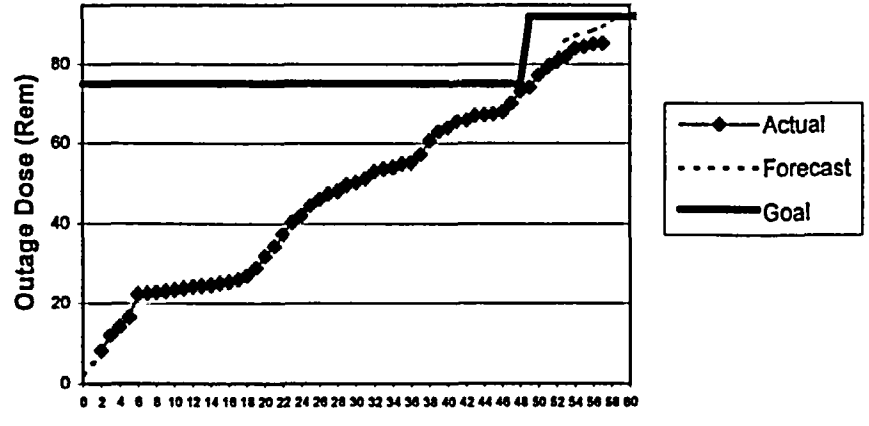

Injuries WE/NMC

	Qtr 3	Qtr 4	Qtr 1	Qtr 2
Assessment	0	0	0	0
Chemistry	1	1	2	1
Clerical	0	0	0	1
Communications	1	0	1	1
Engineering	0	0	1	0
Facilities	4	0	4	2
I H & S	0	0	0	0
I & C	0	0	0	1
License Renewal	0	0	1	0
Maintenance	2	0	5	5
NSS	0	0	1	0
Operations	3	2	3	2
Production Planning	0	0	0	0
Procedures	0	0	0	0
Nuclear Oversight	0	0	0	0
Rad Protection	1	0	0	2
Records	0	0	0	0
Reg Services	0	0	0	0
Training	3	0	2	1
Total WE/NMC	15	3	20	16

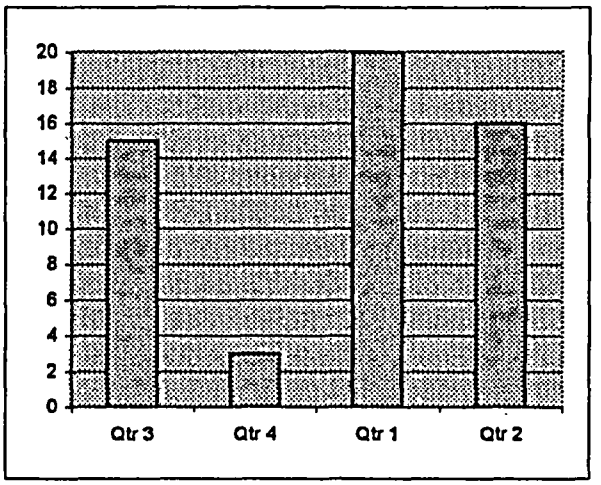

Total YTD 2004 36

Recordable Injuries WE/NMC

	Qtr 3	Qtr 4	Qtr 1	Qtr 2
Assessment	0	0	0	0
Chemistry	0	0	0	0
Clerical	0	0	0	0
Communications	0	0	0	0
Engineering	0	0	0	1
Facilities	0	0	0	0
I H & S	0	0	0	0
I & C	0	0	0	0
Maintenance	1	2	0	0
NSS	0	0	0	0
Operations	0	0	1	0
Production Planning	0	0	0	0
Procedures	0	0	0	0
Nuclear Oversight	0	0	0	0
Rad Protection	0	0	0	0
Records	0	0	0	0
Reg Services	0	0	0	0
Training	0	0	0	0
Total WE/NMC	1	2	1	1

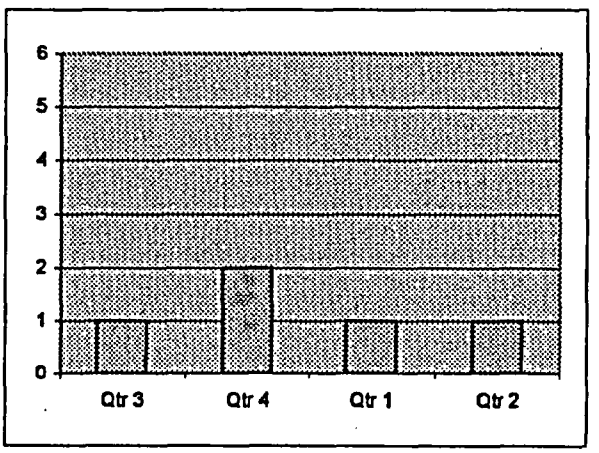

YTD 2004 2

Injuries **Contractors**

	Qtr 3	Qtr 4	Qtr 1	Qtr 2
AMES	0	4	0	0
Anatec	0	0	0	1
Bartlett Nuclear	0	0	0	4
Crane	0	0	0	0
DZNPS	8	4	1	2
Harvey Cement	1	0	0	0
LMT	0	1	1	1
M&M Lunch	0	0	0	1
NU Energy	1	0	0	0
TWC - Wackenhut	4	4	0	0
Westinghouse	2	10	0	5
Total Contractors	16	19	2	14

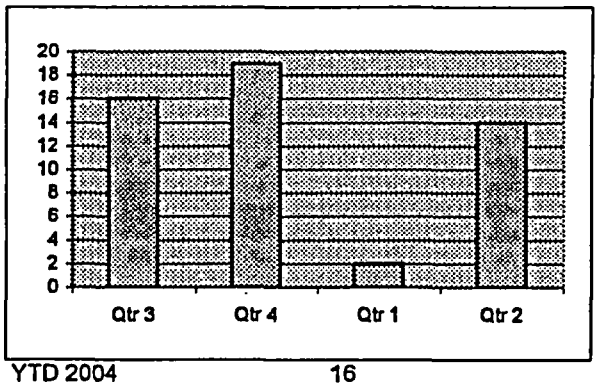

YTD 2004 16

Recordable Injuries **Contractors**

	Qtr 3	Qtr 4	Qtr 1	Qtr 2
Bartlett Nuclear	0	0	0	0
Copy Machine	0	0	1	0
Crane	0	0	0	0
DZNPS	0	0	0	0
LMT	0	0	0	0
Phillips-Getschow	0	0	0	0
TWC - Wackenhut	0	0	1	0
Westinghouse	0	1	0	0
Total Contractors	0	1	2	0

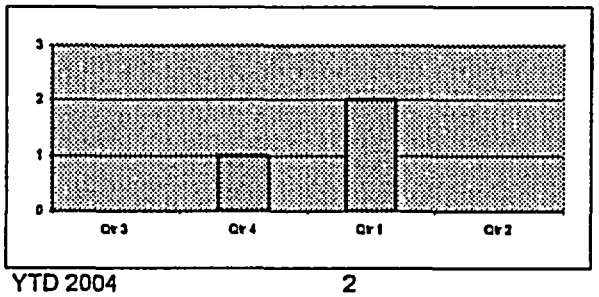

YTD 2004 2

Based on injury reports submitted by 05/28/2004

SECURITY SYSTEM STATUS
&
COMPENSATORY MEASURES

Tuesday Agenda
06/01/2004

Homeland Security Advisory Threat Level Yellow

Ex 4

POINT BEACH NUCLEAR PLANT

Approved

FORCED OUTAGE LIST



UNIT 2

As of: June 1, 2004

J:\Data\NP\PP\Outage\Scope\Unitgeneric\Forcov.ppt

Point Beach Nuclear Plant
Unit 2
Forced Outage List

	Problem Description	Equipment ID Equipment Name	Approved Y/N	Resp Group	Owner	Dur	Tagout, Release & PMT Dur	Total Dur	Pri	Pkg Status	Plant Condition	Tagout #	RWP# Y/N	Scaffold Required Y/N Insulation Y/N Heat Trace Y/N	Material Available Y/N or (ETA)	Comments
HOT SHUTDOWN																
COLD SHUTDOWN ACTIVITIES																
0310231	Open and inspect 2CV-285 for flow restrictions. Boroscope lines upstream and downstream, if possible, or through vent and drains as practical - to determine if obstructions exist. Ref: CAP051746. OWA 2-03R-003	CV-00285 HX-4 ELHX Outlet	Y	MM	N. Stuart x - 6696	30	5 / 2	37	3	76	CSD	2CV CV-285 EM Rev0-1, 2-1; MM Rev0-1	Y	N	Y	Approved at the 2/17/04 ORC meeting.
0406040	Remove blind flange (temp mod) and install valve to support forced shutdown. Reinstall temp mod 03-036. Contingency WO.	VNPSE-03212 W-6A/B U2C Purge Exhaust Fan Suction	Y	MM	N. Stuart x - 6696	60	3 / 12	75	6	75	CSD	2VNPSE-3212 MM Rev0-1 & 1-1	Y	Scaff - Y	Y	Approved at the 1/6/04 ORC meeting. (wo order # changed on 2/24 from 0130052 to 0406040 per Kelly Phillips.)
0406041	Remove blind flange (temp mod) and install valve to support forced shutdown. Reinstall temp mod 03-036. Contingency WO.	VNPSE-03244 W-2A/B U2C Purge Supply Fan Discharge	Y	MM	N. Stuart x - 6696	60	3 / 12	75	6	75	CSD	2VNPSE-3244 MM Rev0-1 & 1-1	Y	Scaff - Y	Y	Approved at the 1/6/04 ORC meeting. (wo order # changed on 2/24 from 0130054 to 0406041 per Kelly Phillips.)
85% POWER REDUCTION																
50% POWER REDUCTION																
0206810	Clean/inspect (2 & 3) waterboxes. Forced outage*. Reference WO #9944169. *or downpower - contact Steve Barkhahn for req'd/na.	CW CW System Multi and/or Non-numbered equipment	Y	MM	N. Stuart x - 6696	20	4 / 4	28	5	73	<50% power	2CW Wtr Box 2/3 Rev0-1	N	N	Y MOD	Approved at 5/16/01 ORC. Perform at < 50% power HSD or CSD with CW off in that waterbox.
0206811	Clean/inspect (1 & 4) waterboxes. Forced outage*. Reference WO #9944169. *or downpower - contact Steve Barkhahn for req'd/na.	CW CW System Multi and/or Non-numbered equipment	Y	MM	N. Stuart x - 6696	20	4 / 4	28	5	73	<50% power	2 CW Wtr Box 1/4 Rev0-1	N	N	Y MOD	Approved at 5/16/01 ORC. Perform at < 50% power HSD or CSD with CW off in that waterbox.

21

Point Beach Nuclear Plant
Unit 2
Forced Outage List

	Problem Description	Equipment ID Equipment Name	Approved Y/N	Resp Group	Owner	Dur	Tagout, Release & PMT Dur	Total Dur	Pri	Pkg Status	Plant Condition	Tagout #	RWP# Y/N	Scaffold Required Y/N Insulation Y/N Heat Trace Y/N	Material Available Y/N or (ETA)	Comments
OUTAGE ITEMS REQUIRING APPROVAL																
0408551	Do visual gear inspection and boroscope inspection on speed increaser for extent-of-condition following failure of gear on 1P-28B. Perform at next power reduction <55% or forced outage.	P-028B Steam Generator Feed Pump	N	MM	N. Stuart x - 6696				5	10	<50% power					To be discussed at the 6/15/04 ORC meeting.
0408552	Do visual gear inspection and boroscope inspection on speed increaser for extent-of-condition following failure of gear on 1P-28B. Perform at next power reduction <55% or forced outage.	P-028A Steam Generator Feed Pump	N	MM	N. Stuart x - 6696				5	10	<50% power					To be discussed at the 6/15/04 ORC meeting.
0408596	Open/close SGFP oil cooler on demand for inspection and cleaning during non-outage periods. REF CAP029395/CA026376)	HX-056A P-28A SGFP Oil Cooler	N	MM	N. Stuart x - 6696				4	73						To be discussed at the 6/15/04 ORC meeting.
0408597	Open/close SGFP oil cooler on demand for inspection and cleaning during non-outage periods. REF CAP029395/CA026376)	HX-056B P-28B SGFP Oil Cooler	N	MM	N. Stuart x - 6696				4	73						To be discussed at the 6/15/04 ORC meeting.

22

Point Beach Nuclear Plant
Unit 2
Forced Outage List
Test Requirements

WO#	Problem Description	Equipment ID Equipment Name	Approved Y/N	Resp Group	Owner	Dur	Tagout, Release & PMT Dur	Total Dur	Pri	Pkg Status	Plant Condition	Tagout #	RWP# Y/N	Scaffold Required Y/N Insulation Y/N	Material Available Y/N or (ETA)	Comments
DOWN POWER TO MODE 1 BELOW P-10 OR MODE 2 ABOVE P-6																
On Demand	Power Range NIs	ICP 2.7	Y	IC	J. Helbing x - 6414	2	0	2	1		MODE 1 or 2	no clr req'd	N/A	N/A	N/A	If not performed within last 92 days and remain in condition for greater than 4 hours
On Demand	Intermediate Range NIs	ICP 2.9	Y	IC	J. Helbing x - 6414	2	0	2	1		MODE 1 or 2	no clr req'd	N/A	N/A	N/A	If not performed within last 92 days and remain in condition for greater than 4 hours
DOWN POWER TO MODE 2 BELOW P-6 OR MODES 3, 4, OR 5 WITH RTB's CLOSED																
On Demand	Source Range NIs	ICP 2.10	Y	IC	J. Helbing x - 6414	2	0	2	1		MODE 2 or 3,4, or 5 with RTB's closed	no clr req'd	N/A	N/A	N/A	If not performed within last 92 days and remain in condition for greater than 4 hours
On Demand	Reactor Protection System Source Range Logic	ICP 2.15-2	Y	IC	J. Helbing x - 6414	2	0	2	1		MODE 2 or 3,4, or 5 with RTB's closed	no clr req'd	N/A	N/A	N/A	If not performed within last 92 days and remain in condition for greater than 8 hours
REACTOR STARTUP REQUIREMENTS																
On Demand	Turbine Auto Stop Oil and Stop Valve TADOT	ICP 13.15	Y	IC	J. Helbing x - 6414	1	0	1	1		Turbine Unlatched/ Latched	no clr req'd	N/A	N/A	N/A	Prior to exceeding the P-9 interlock whenever the unit has been in MODE 3 if not performed within last 31 days
On Demand	Intermediate Range NIs	ICP 2.9	Y	IC	J. Helbing x - 6414	1	0	1	1		HSD	no clr req'd	N/A	N/A	N/A	If Not Done Within The Last 92 Days.
On Demand	Source Range NIs	ICP 2.10	Y	IC	J. Helbing x - 6414	2	0	2	1		HSD	no clr req'd	N/A	N/A	N/A	If Not Done Within The Last 92 Days.
On Demand	Power Range NIs	ICP 2.14	Y	IC	J. Helbing x - 6414	2	0	2	1		HSD	no clr req'd	N/A	N/A	N/A	If Low Power Trips Not Tested in Previous 92 Days.
On Demand	Reactor Protection Logic	ICP 2.17-2	Y	IC	J. Helbing x - 6414	2	0	2	1		HSD	no clr req'd	N/A	N/A	N/A	If Not Done Within The Last 31 Days.
COLD SHUTDOWN REQUIREMENTS																
On Demand	Overpressurization Mitigation	ICP 2.16	Y	IC	J. Helbing x - 6414	2	0	2	1		ANY	no clr req'd	N/A	N/A	N/A	Must Be Done Prior To Placing LTOP In Service and Every 31 Days Thereafter.
TURBINE STARTUP REQUIREMENTS																
On Demand	Remove Vibration Channel Fault Alarms	C-011	Y	IC	J. Helbing x - 6414	1	0	1	1		ANY	no clr req'd	N/A	N/A	N/A	Remove Alarms Prior To Rollup Clear Common Alarm. Restore After Turbine is On Line.
On Demand	Rod position indication adjustment at power	ICP 10.21	Y	IC	J. Helbing x - 6414	2	0	2	1		MODE 1	no clr req'd	N/A	N/A	N/A	Rod position indication adjustment as required during power ascension
On Demand	Perform 2ICP 13.15 prior to exceeding 50% power whenever Mode 3 is entered if not performed in the previous 31 days.	ICP 13.015	Y	IC	J. Helbing x - 6414	1	0	1	1		ANY	no clr req'd	N/A	N/A	N/A	Partial prior to turbine rollup/remainder prior to 50% power.

23

Point Beach Nuclear Plant
Unit 2
Forced Outage List
Test Requirements

WO#	Problem Description	Equipment ID Equipment Name	Approved Y/N	Resp Group	Owner	Dur	Tagout, Release & PMT Dur	Total Dur	Pri	Pkg Status	Plant Condition	Tagout #	RWP# Y/N	Scaffold Required Y/N Insulation Y/N	Material Available Y/N or (ETA)	Comments
POLAR CRANE CHECKOUT																
On Demand	Polar Crane Inspection	Z-013	Y	EM	D. Laing x - 6941	2	3	5			HSD	2 Z Z-13 Rev. 0-1	Y	N/A	N/A	Prior To Crane Use.

24

Electrical Loss Allocation Table	(all values MWe)	Data from time of last near full power Calorimetrics, 3/16/04 for Unit 1, 5/25/04 for Unit 2.
	Unit 1	Unit 2	
Gross Electrical Output	534.0	543.7	Watt-Hour Meter
Circ Water (Lake) Temperature Losses	4.5	1.2	Expected losses at Circ Temperature and # of Circ Pumps running at time of Calorimetric
Radwaste Steam Use	2.0	1.5	Steam for Blowdown Evaporator and Gas Strippers' use
House Heating Steam Use	0.0	0.7	Steam for in-house heating and misc. use
Condenser Fouling Losses	1.0	0.1	
Identified Cycle Isolation Losses	0.0	0.0	
Capacity Losses	0.2	0.4	Operating at less than 1540 MWth (licensed power) at time of Calorimetric data
Unidentified Losses	1.3	-2.1	Difference between Best Achievable and sum of all the above values
Best Achievable (@ 1540 MWth)	543.0	545.5	From performance data after LP Turbine rotor replacement in late 90's and adjusted for new LEFM flow meter and recent 1.4% uprate

Additional Notes:

1) Unidentified losses can vary as much as 1 MWe from week to week.

2) A negative value for Unidentified Losses indicates that the current output after adjustments appears to be higher than the "Best Achievable".

3) Both units' unidentified losses changed about 2 - 3 MW to a negative value (see Note 2) when the main generator watt-hour meters were calibrated the week of 7/21/03. This is based on a comparison to the PPCS indication of electrical output and a transducer output reading at We Energies Power Systems in Pewaukee. These indications come from different instruments. CAP034651 was submitted. Recently, the Unit 1 unidentified losses had been near zero or positive compared to more negative values after the watt-hour meter calibration. This is believed to be due to a drift in the watt-hour meter because the watt-hour meter is now reading more in line with the other indications.

Unit 2's output has been higher since its last refueling outage due to improvements made in the turbine gland steam system during the outage. The 2nd Circ Pump was started on Unit 2 at the end of March, decreasing condenser pressure and decreasing losses due to circ temperature and condenser fouling.

POINT BEACH NUCLEAR PLANT
EQUIPMENT DEGRADATION MONITORING

RECORDED FOR UNIT: 1
EQUIP DATE: 03/16/04
CALORIMETRIC DATE: 03/16/04
STORAGE NAME: E1_2004-03-16.XLS

	MEASURED	NORMALIZED	
GENERATOR OUTPUT:	534.0	540.5	MWe
GROSS HEAT RATE:	9835	9717	BTU/kWhr
STM GEN PRESS A:	812.6	821.0	PSIA
B:	813.9	820.7	PSIA
STM GEN HTC A:	1296.9	1297.7	BTU/°Fft²hr
B:	1302.0	1303.2	BTU/°Fft²hr

COMPONENT	T-IN [°F]	T-OUT [°F]	DEL-T [°F]	EXTRACT. PRESS. [PSIA]	TTD [°F]	DCA [°F]	DRAIN VALVE POS[%]
FEEDWATER HEATER 1A:	97.3	154.4	57.1	5.3	9.3	8.5	98
FEEDWATER HEATER 2A:	154.4	207.5	53.1	14.8	3.3	11.3	75
FEEDWATER HEATER 3A:	207.5	274.3	66.8	44.8	-2.0	22.3	90
FEEDWATER HEATER 4A:	274.4	347.0	72.6	142.4	4.2	--	--
FEEDWATER HEATER 5A:	349.0	429.3	80.3	369.6	4.7	13.7	80
FEEDWATER HEATER 1B:	97.3	155.1	57.8	5.5	10.0	7.1	100
FEEDWATER HEATER 2B:	155.1	207.7	52.6	14.0	0.4	12.4	75
FEEDWATER HEATER 3B:	207.7	274.5	66.8	43.6	-3.9	18.5	70
FEEDWATER HEATER 4B:	274.4	347.0	72.6	142.3	4.2	--	--
FEEDWATER HEATER 5B:	349.0	427.8	78.8	367.6	5.7	9.5	75

COMPONENT	PRESSURE [in Hga]	P-IN [in Hg]	P-OUT [in Hg]	DEL P [PSI]	T-IN [°F]	T-OUT [°F]	DEL-T [°F]
CONDENSER WB 4:	1.47	-10.0	-13.8	1.87	39.2	73.4	34.2
CONDENSER WB 3:	--	-9.4	-13.0	1.77	39.4	72.5	33.1
CONDENSER WB 2:	1.62	-9.5	-13.4	1.92	39.6	74.8	35.2
CONDENSER WB 1:	--	-9.8	-13.2	1.67	39.6	74.8	35.2

MOISTURE SEPARATOR REHEATER	XOVER PRESS [PSIG]	XOVER TEMP [°F]	SHELL DEL TEMP [°F]	SHELL DEL P [PSI]	HEATING FLOW [Klb/hr]	DRAIN VALVE POS[%]
A	119	498	144	5.9	130	50
B	120	495	141	5.3	129	40
C	--	--	--	--	139	35
D	--	--	--	--	149	60

FEED REGULATING VALVE	POSITION [INCHES]	TURBINE FIRST STAGE	MEASURED PRESSURE [PSIG]	NORMALIZED PRESSURE [PSIG]
CS-466[A]:	2.13	A:	549	545
CS-476[B]:	2.00	B:	551	547

CALORIMETRIC ANALYSIS SUMMARY

UNIT NO. 1

DATE 3/16/2004
TIME 0733

FF THERMAL LOAD= 1534.1 MWT.
SF THERMAL LOAD= 1510.0 MWT.
PPCS THERMAL LOAD= 1539.3 MWT.

	ELECTRICAL	FF REACTOR	SF REACTOR	(56.0) DELTA T
% OF FULL LOAD	101.94	101.03	99.44	99.38

CORRECTED	LOOP A	LOOP B
AVERAGE FF.....KLB/HR	3331.1	3348.6
FT 466/476.....KLB/HR	3328.2	3349.9
FT 467/477.....KLB/HR	3334.0	3347.4
DIFFERENCE.....KLB/HR	-5.73	2.46
DIFFERENCE.....PERCENT	-0.17	0.07

	GROSS	NET
ELECTRICAL LOAD....MW	534.0	510.5
FF HEAT RATE...BTU/KW-HR	9805	10255
SF HEAT RATE...BTU/KW-HR	9651	10094
FF EFFICIENCY...PER CENT	34.81	33.28
SF EFFICIENCY...PER CENT	35.36	33.81

	FEED FLOW		STEAM FLOW	
	LOOP A	LOOP B	LOOP A	LOOP B
STM GENERATOR OUTPUT.....MWT	767.7	771.8	754.2	761.2
FEEDWATER FLOW...UNCORRECTED	3286.8	3304.0		
FF/SF KLB/HR.....CORRECTED	3331.1	3348.6	3257.7	3287.9
FEEDWATER TEMPERATURE..DEG F	430.20	430.10		
STM GENERATOR PRESSURE..PSIA	812.6	813.9		
BLOWDOWN FLOW.....KLB/HR	15.00	15.00		
CONDENSER VACUUM.....IN-HGA	1.47	1.62		
RCS LOOP TEMPERATURE...DEG F	569.6	569.8		
REACTOR COOLANT DELTA T..DEG	55.70	55.60		
STM GEN LMTD-VARYING T-DEG F	45.47	45.53	45.64	45.71
STM GEN LMTD-CONST. T..DEG F	43.81	43.86		
STEAM GEN. CIRCULATION RATIO	4.003	3.982	4.093	4.055
HEAT TRANSFER COEFFICIENT	1296.9	1302.0	1269.2	1279.2

	A1	A2	B1	B2
FF 100% DELTA T	55.43	54.44	55.43	55.93
SF 100% DELTA T	56.32	55.31	56.32	56.82

MWe CORRECTIONS
==========
Condenser = 4.5
HH Steam = 0
RW Steam = 2.0
==========
Total = 6.5

POINT BEACH NUCLEAR PLANT
EQUIPMENT DEGRADATION MONITORING

RECORDED FOR UNIT: 2
EQUIP DATE: 05/25/04
CALORIMETRIC DATE: 05/25/04
STORAGE NAME: E2_2004-05-25.XLS

	MEASURED	NORMALIZED	
GENERATOR OUTPUT:	543.7	547.1	MWe
GROSS HEAT RATE:	9656	9596	BTU/kWhr
STM GEN PRESS A:	811.6	824.6	PSIA
B:	811.4	822.1	PSIA
STM GEN HTC A:	1314.4	1314.4	BTU/°Fft²hr
B:	1297.8	1299.3	BTU/°Fft²hr

COMPONENT	T-IN [°F]	T-OUT [°F]	DEL-T [°F]	EXTRACT. PRESS. [PSIA]	TTD [°F]	DCA [°F]	DRAIN VALVE POS[%]
FEEDWATER HEATER 1A:	90.1	153.7	63.6	4.4	1.4	9.9	95
FEEDWATER HEATER 2A:	153.7	206.4	52.7	13.2	-1.4	13.7	80
FEEDWATER HEATER 3A:	206.4	274.5	68.1	45.1	-1.8	14.6	85
FEEDWATER HEATER 4A:	274.1	334.9	60.8	142.9	16.9	--	--
FEEDWATER HEATER 5A:	348.6	428.9	80.3	373.5	6.1	9.9	75
FEEDWATER HEATER 1B:	90.1	153.0	62.9	7.0	22.7	10.3	95
FEEDWATER HEATER 2B:	153.0	205.5	52.5	13.1	-0.6	12.0	60
FEEDWATER HEATER 3B:	205.5	273.6	68.1	44.7	-1.4	19.1	90
FEEDWATER HEATER 4B:	274.1	347.2	73.2	144.2	4.6	--	--
FEEDWATER HEATER 5B:	348.6	429.4	80.8	371.7	5.2	8.7	100

COMPONENT	PRESSURE [in Hga]	P-IN [PSIG]	P-OUT [in Hg]	DEL P [PSI]	T-IN [°F]	T-OUT [°F]	DEL-T [°F]
CONDENSER WB 1:	1.34	0.0	-9.2	4.52	49.3	69.6	20.3
CONDENSER WB 2:	--	-0.3	-9.2	4.37	48.7	69.6	20.9
CONDENSER WB 3:	1.28	0.4	-9.0	4.82	49.1	68.0	18.9
CONDENSER WB 4:	--	0.0	-10.3	5.06	49.1	68.5	19.4

MOISTURE SEPARATOR REHEATER	XOVER PRESS [PSIG]	XOVER TEMP [°F]	SHELL DEL TEMP [°F]	SHELL DEL P [PSI]	HEATING FLOW [Klb/hr]	DRAIN VALVE POS[%]
A	121	495	141	5.0	139	55
B	122	498	144	4.7	141	50
C	--	--	--	--	132	50
D	--	--	--	--	134	75

FEED REGULATING VALVE	POSITION [INCHES]	TURBINE FIRST STAGE	MEASURED PRESSURE [PSIG]	NORMALIZED PRESSURE [PSIG]
CS-466[A]:	2.19	A:	549	543
CS-476[B]:	2.30	B:	548	542

CALORIMETRIC ANALYSIS SUMMARY

UNIT NO. 2

DATE 5/25/2004
TIME 0838

FF THERMAL LOAD= 1535.1 MWT.
SF THERMAL LOAD= 1511.2 MWT.
PPCS THERMAL LOAD= 1538.7 MWT.

	ELECTRICAL	FF REACTOR	SF REACTOR	(55.7) DELTA T
% OF FULL LOAD	103.80	101.09	99.52	98.38

CORRECTED	LOOP A	LOOP B
AVERAGE FF.....KLB/HR	3362.2	3330.3
FT 466/476.....KLB/HR	3364.1	3328.8
FT 467/477.....KLB/HR	3360.4	3331.9
DIFFERENCE.....KLB/HR	3.65	-3.05
DIFFERENCE.....PERCENT	0.11	-0.09

	GROSS	NET
ELECTRICAL LOAD....MW	543.7	519.4
FF HEAT RATE...BTU/KW-HR	9635	10086
SF HEAT RATE...BTU/KW-HR	9485	9928
FF EFFICIENCY...PER CENT	35.42	33.84
SF EFFICIENCY...PER CENT	35.98	34.37

	FEED FLOW		STEAM FLOW	
	LOOP A	LOOP B	LOOP A	LOOP B
STM GENERATOR OUTPUT.....MWT	773.9	766.7	763.6	753.1
FEEDWATER FLOW...UNCORRECTED	3329.4	3297.5		
FF/SF KLB/HR.....CORRECTED	3362.2	3330.3	3302.7	3256.4
FEEDWATER TEMPERATURE..DEG F	431.20	431.00		
STM GENERATOR PRESSURE..PSIA	811.6	811.4		
BLOWDOWN FLOW.....KLB/HR	15.00	15.00		
CONDENSER VACUUM.....IN-HGA	1.34	1.28		
RCS LOOP TEMPERATURE...DEG F	569.0	569.3		
REACTOR COOLANT DELTA T..DEG	54.30	55.30		
STM GEN LMTD-VARYING T-DEG F	45.22	45.38	45.40	45.55
STM GEN LMTD-CONST. T..DEG F	43.62	43.76		
STEAM GEN. CIRCULATION RATIO	3.966	4.004	4.037	4.094
HEAT TRANSFER COEFFICIENT	1314.4	1297.8	1291.9	1270.0

	A1	A2	B1	B2
FF 100% DELTA T	53.42	53.91	54.40	55.39
SF 100% DELTA T	54.26	54.76	55.27	56.27

MWe CORRECTIONS
==========
Condenser = 1.2
HH Steam = 0.7
RW Steam = 1.5
==========
Total = 3.4

All Excellence Plan Commitment Action Steps Due Within 30 Days

		tTrack	Step Owner	Start Date	Due Date	
Assessment						
OP-10-010	**Operating Experience (OE) Improvement Plan**					
OP-10-010.19	*Conduct an effectiveness review.*	CA030615	Purcell, J.	6/7/2004	6/25/2004	Commitment
Total # of Items for Assessment						: 1
Emergency Planning						
OP-09-004	**Upgrade Emergency Action Levels (EALs)**					
OP-09-004.10	*Obtain state and county approval of EAL upgrades and incorporate comments.*	CA052691	Schwartz, P.	5/28/2004	6/18/2004	Commitment
OP-09-004.11	*Submit site approved EAL upgrade changes to NRC for pre-approval.*	CA052692	Schwartz, P.	6/18/2004	6/25/2004	Commitment
OP-09-005	**Control / Maintenance of EP Required Equipment**					
OP-09-005.4	*Document the licensing basis of required EP equipment contained in the matrix.*	CA052409	Schwartz, P.	2/20/2004	6/1/2004	Commitment
OP-09-005.5	*Evaluate whether each piece of EP Equipment in the matrix meets its associated EP functional requirements.*	CA052413	Schwartz, P.	2/23/2004	6/7/2004	Commitment
OP-09-005.6	*Perform an assessment of the equipment in the matrix for reliability / maintainability / obsolescence.*	CA052414	Schwartz, P.	2/23/2004	6/7/2004	Commitment
OP-09-005.7	*Evaluate the adequacy of preventative Maintenance (PM) performed on EP equipment contained in the matrix.*	CA052415	Schwartz, P.	2/23/2004	6/7/2004	Commitment
Total # of Items for Emergency Planning						: 6
Engineering Processes						
OR-05-008	**AFW Root Cause Evaluation (RCE) Corrective Actions**					
OR-05-008.3	*Establish a cross functional team to perform the effectiveness review.*	CA055860	Peterson, L.	5/15/2004	6/7/2004	Commitment
Total # of Items for Engineering Processes						: 1
Human Resources						
OR-01-004	**Individual Behavioral Excellence**					
OR-01-004.22	*Review existing represented employee performance feedback form with the union to determine best way to incorporate ACEMAN.*	CA054885	Nowinsky, D.	5/3/2004	6/25/2004	Commitment
Total # of Items for Human Resources						: 1
Performance Assessment						
OP-10-001	**Improve CAP Action Request Screening and Prioritization, Operability Determination and Problem Reporting**					

All Excellence Plan Commitment Action Steps Due Within 30 Days

		tTrack	Step Owner	Start Date	Due Date	
OP-10-001.14	*Perform an external assessment of the effectiveness of the screening process (assessment is to include review for Level "A" event misclassification, and percentage of Level "B" events properly categorized).*	EFR030568	Pfaff, S.	3/9/2004	6/24/2004	Commitment
OP-10-004	**CAP Resolutions Effectively Addresses Problems**					
OP-10-004.12	*Perform an effectiveness review (including validation of effectiveness of Technical Review Panel, Issue Managers, and station personnel awareness of their roles and responsibilities in CAP). Employee surveys are to be used as a method of validation.*	EFR031301	Pfaff, S.	2/10/2004	6/22/2004	Commitment
OP-10-004.16	*Expand CARB membership.*	CA055913	Hettick, D.		6/17/2004	Commitment
OP-10-013	**Resolution of 2003 CAP Self Assessment Areas for Improvement**					
OP-10-013.16	*As part of the self assessment in preparation for the P&IR inspection, determine whether the actions taken as part of this plan have been effective. Assessment to include an independent review.*	SA055575	Hettick, D.	4/12/2004	6/22/2004	Commitment
OR-01-004	**Individual Behavioral Excellence**					
OR-01-004.26	*Revise CAP Trend reports to bin vs. barriers, results and attributes.*	CA054894	Hettick, D.	3/1/2004	5/28/2004	Commitment
OR-01-004.34	*Revise Human Performance trend reports to bin vs. barriers, results, and attributes.*	CA055029	Hennessy, F.	3/1/2004	5/28/2004	Commitment
Total # of Items for Performance Assessment						**: 6**
Production Planning						
OR-01-004	**Individual Behavioral Excellence**					
OR-01-004.17	*Build additional accountability into work week process via review of work week performance at POD.*	CA054878	Strharsky, J.	5/10/2004	6/11/2004	Commitment
Total # of Items for Production Planning						**: 1**
Site Projects						
EQ-15-001	**AFW Appendix R Firewall Project**					
EQ-15-001.13	*Modification Closeout*	CA030842	Morse, M.	12/19/2003	5/30/2004	Commitment
Total # of Items for Site Projects						**: 1**

Point Beach CAP Activities
Delay of Game Clock

Tuesday, 06/01/2004

0 Days since last fumbled item
(Last Reset: 6/01/04 AP – Performance Assessment)

5 Day since last Unassigned item
(Last reset: 5/27/04 PMSI –Plant Maintenance I&C)



Plan of the Day Meeting

8:15 - 8:45 am
Front Office Conference Room

Committed to Nuclear Excellence

NMC

"Do the job right the first time."

Plan of the Day Meeting
Action Register

Short Term Actions (<7 days)

Responsible Department Manager will provide weekly updates at POD Meeting on Monday, Wednesday, and Friday.

Entry Date	Action Description	Due Date	Owner
5/27/04	Provide resolution for repair on WO 310418 (FI-1064, Monitor Tank discharge flow meter) for OPS instrument OOS list.	6/3/04	Jim Schweitzer

Long Term Actions (>7 days)

Responsible Department Manager will provide weekly updates at POD Meeting on Friday.

Entry Date	Action Description	Due Date	Owner
5/25/04	Provide recommendation on actions for manholes that flood – either install sump pumps or take credit for submersible cables.	6/8/04	Tony Petrowsky