








FAX TRANSMITTAL SHEET

Nanticoke Memorial Hospital
801 Middleford Road, Seaford, DE 19973
302-629-6611, ext. 2666
302-628-6369 (fax)

From: Don Goldsmith	Service Area: Radiology
Date: 7-7-05	Time: 1425

To: Tara Weidner	Fax Number: 610-337-5393
Number of Pages Sent Including Cover Sheet: 3	

Confidentiality Notice:

-  The documents attached to this transmittal contain confidential information. They belong to the sender and are legally privileged.
-  Unauthorized interception of this telephonic communication could be a violation of federal and state law(s).
-  The information herein is intended for the use only by the authorized receiver named above. It cannot be re-disclosed for use by any other party.
-  If you are not the authorized receiver you are hereby notified that any disclosure, copying, distribution, or taking any action in reliance on the information contained here is prohibited.
-  If you have received these documents in error, please notify the sender immediately by telephone to arrange for the return of the original documents to said sender or to receive instructions for their destruction.

Comments:

Re: Nanticoke NRC Inspection

Nanticoke Memorial Hospital

TITLE: WEEKLY WIPE TEST	Policy #
	Database # 3606
CATEGORY: Procedure	Page: 1 OF 1
OWNER: DON GOLDSMITH	Effective: 7/05
MANUAL: NUCLEAR MEDICINE	Reviewed:
Committee Review: CPPC, RAD	Revised:
Signature: / /	Required Review: 3 years

PURPOSE

To check areas in which isotopes have been used or stored for possible contamination on a weekly basis.

PERSONNEL

Nuclear Medicine Technologist

EQUIPMENT

Well counter, test tubes, cotton swabs

PROCEDURE:

1. Areas in which isotopes have or may have been used and/or stored, except for patient rooms, are to be wipe tested.
2. Following the wipe survey chart, example attached, wipe an area approximately equal to 100 sq. cm. with each swab and place each swab in its designated test tube.
3. Take the swabs to the well counter. Perform a background count check on the well counter prior to count the swabs. Place each test tube in the well counter and count for 60 seconds. Record the result for each tube.
4. Wipe survey trigger levels are as follows:
 - Unrestricted Areas: 200 dpm
 - Restricted Areas: 500 dpm

If the trigger levels are exceeded, the source of the contamination must be isolated and removed by standard decontamination methods to include, but not limited to, Radiac Wash, decontamination foam or other cleaning agents. Decontamination cleaning must be repeated as needed until measured counts are below the appropriated trigger level. Items used in the cleaning of contaminated areas must be placed in radioactive storage areas. In the event the contamination cannot be removed below trigger levels, the contaminated item must be isolated in radioactive storage or the contaminated surface must be shielded until such time as it surveys below trigger levels.

5. Results are to be entered into the hot lab computer and the printed report is to be placed in the records binder.



AREA WIPE SURVEY

Location: Nuclear Medicine

Test Date/Time: 06/27/2005 14:37

Next Due: 7/4/05

Instrument: Capintec
 Serial#: 600001
 Background: 255 Cpm

Make: Capintec 600 Model: PM 600
 ID: Inst. check results: pass
 Wipe area sample size: 100 cm ^2



1	Hot Lab Computer/Printer Counter	Restricted	244	35.00	0	500
2	Hot Lab Floor	Restricted	260	35.00	14	500
3	Hot Lab Fume Hood	Restricted	264	35.00	26	500
4	Hot Lab Sink/Counter	Restricted	261	35.00	17	500
5	Hot Lab/Exam Room Doorway	Non-Restricted	261	35.00	17	200
6	Acquisition Workstation	Non-Restricted	232	35.00	0	200
7	Patient Dose Administration Area (Exam Room 1)	Non-Restricted	263	35.00	23	200
8	Camera/Exam Bed	Non-Restricted	255	35.00	0	200
9	Processing Workstation	Non-Restricted	279	35.00	69	200
10	Patient Dose Administration Area (Exam Room 2)	Non-Restricted	275	35.00	57	200
11	Cardiology Stress Lab Treadmill	Non-Restricted	258	35.00	9	200

Comments and Recommendations:

Performed by: DR

Radiation safety officer:

