

From: <Thomas.Roddey@exeloncorp.com>
To: <gfd@nrc.gov>
Date: 6/3/05 3:37PM
Subject: Refined ACM Benchmarking Results

George,

As discussed during the update teleconference Wednesday, CDI re-evaluated the QC2 data collected at 930 MWe after refining the parameters used in the acoustic circuit model. The attached file contains results of this re-evaluation.

Thanks,

Thomas G. Roddey
Exelon Generation Company
Licensing and Regulatory Affairs

Office: (630) 657-2811
Cell: (630) 399-3982
Fax: (630) 657-4327
Pager: (630) 683-0530
<<930 MWe ACM Benchmark with Refined Steam Line.ppt>>

This e-mail and any of its attachments may contain Exelon Corporation proprietary information, which is privileged, confidential, or subject to copyright belonging to the Exelon Corporation family of Companies. This e-mail is intended solely for the use of the individual or entity to which it is addressed. If you are not the intended recipient of this e-mail, you are hereby notified that any dissemination, distribution, copying, or action taken in relation to the contents of and attachments to this e-mail is strictly prohibited and may be unlawful. If you have received this e-mail in error, please notify the sender immediately and permanently delete the original and any copy of this e-mail and any printout. Thank You.

Mail Envelope Properties (42A0B17F.209 : 15 : 45577)

Subject: Refined ACM Benchmarking Results
Creation Date: 6/3/05 3:36PM
From: <Thomas.Roddey@exeloncorp.com>

Created By: Thomas.Roddey@exeloncorp.com

Recipients

nrc.gov
owf4_po.OWFN_DO
GFD (George Dick)

Post Office
owf4_po.OWFN_DO

Route
nrc.gov

Files	Size	Date & Time
MESSAGE	1420	06/03/05 03:36PM
930 MWe ACM Benchmark with Refined Steam Line.ppt		251904
Mime.822	348161	

Options

Expiration Date: None
Priority: Standard
Reply Requested: No
Return Notification: None

Concealed Subject: No
Security: Standard

QC-2 930 MWe ACM Benchmark with Refined Steam Line Damping

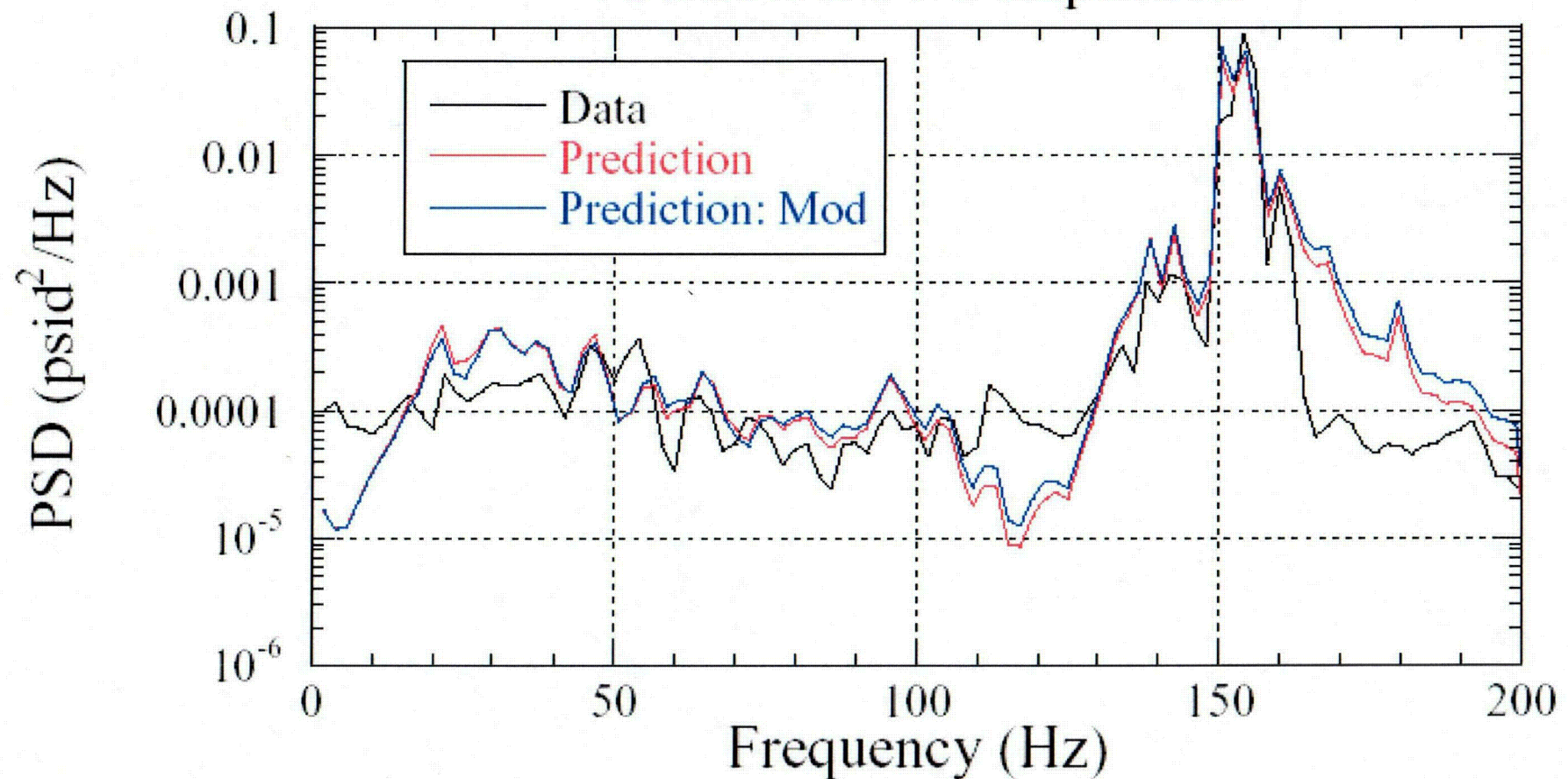
Results from the acoustic circuit model refinement:

- MS line damping reduced 20%

Sensor	RMS Data (psid)	RMS Blind (psid)	RMS Mod (psid)
P3	0.6264	0.6218	0.6823
P12	0.6844	0.6209	0.6591
P20	0.4933	0.5474	0.6048
P21	0.8776	0.7255	0.8044
P24	0.2175	0.2338	0.2513
P26	0.1010	0.0423	0.0441

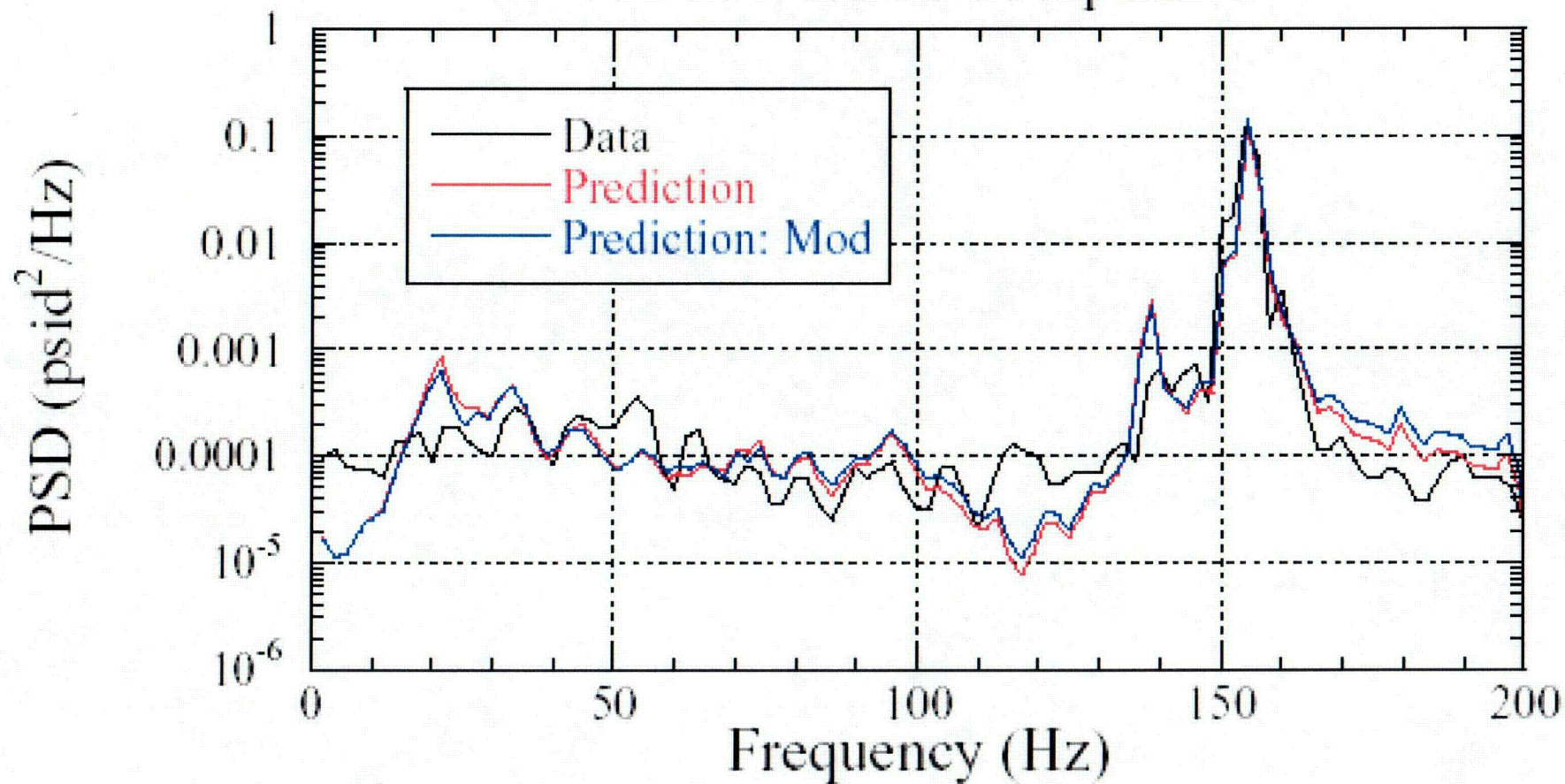
QC-2 930 MWe ACM Benchmark with Refined Steam Line Damping

930 MWe: P3 Comparison



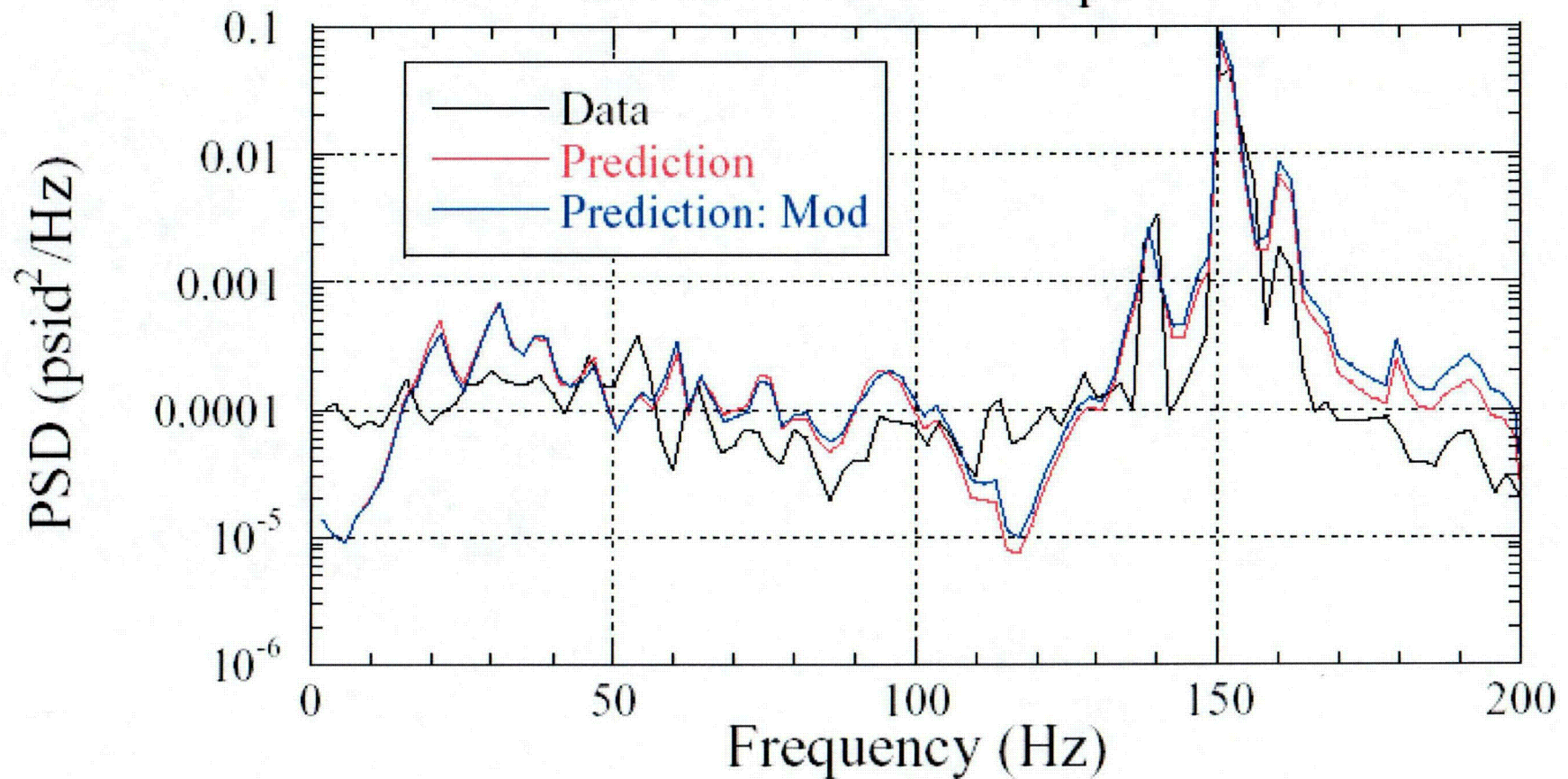
QC-2 930 MWe ACM Benchmark with Refined Steam Line Damping

930 MWe: P12 Comparison



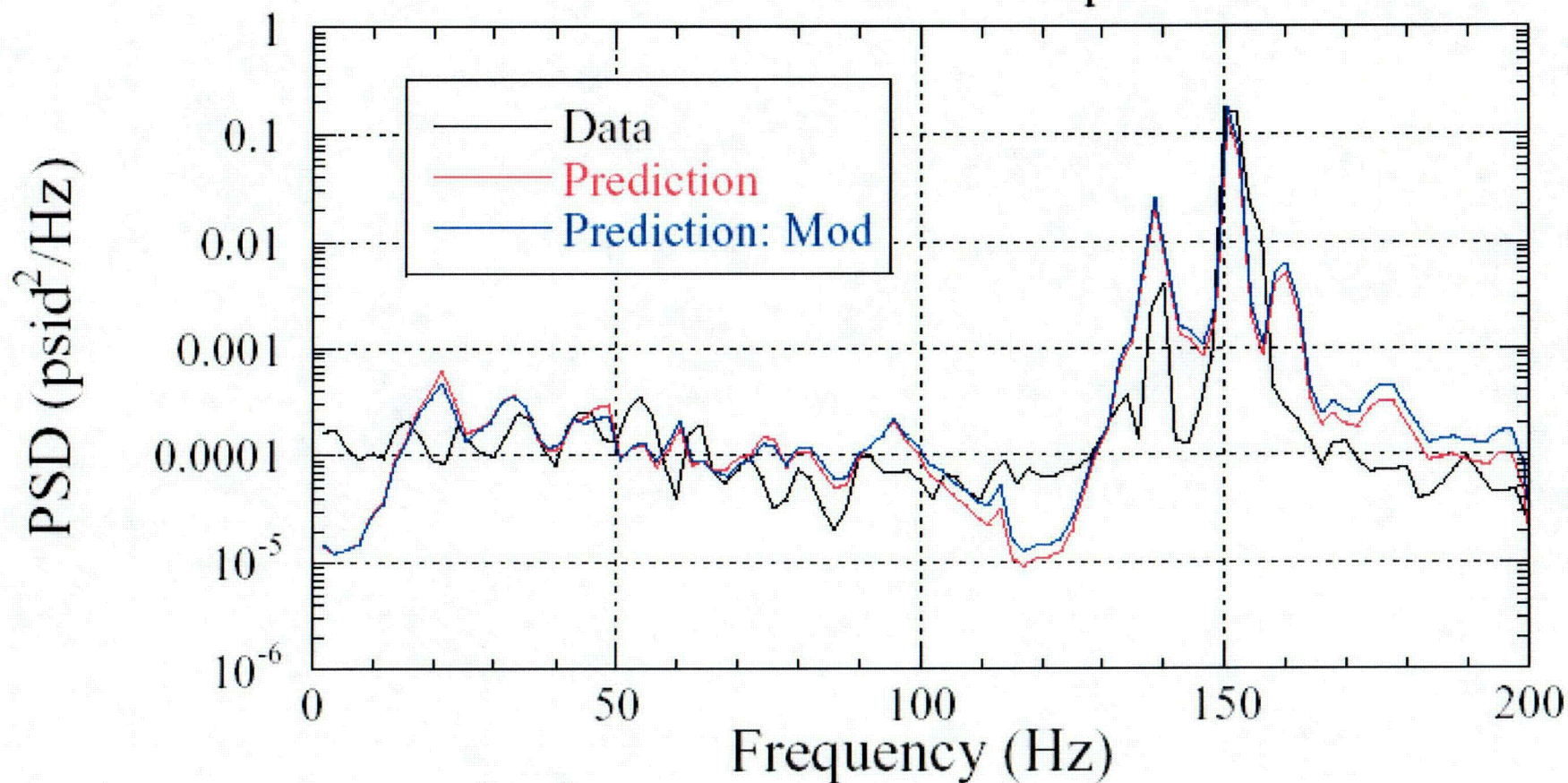
QC-2 930 MWe ACM Benchmark with Refined Steam Line Damping

930 MWe: P20 Comparison



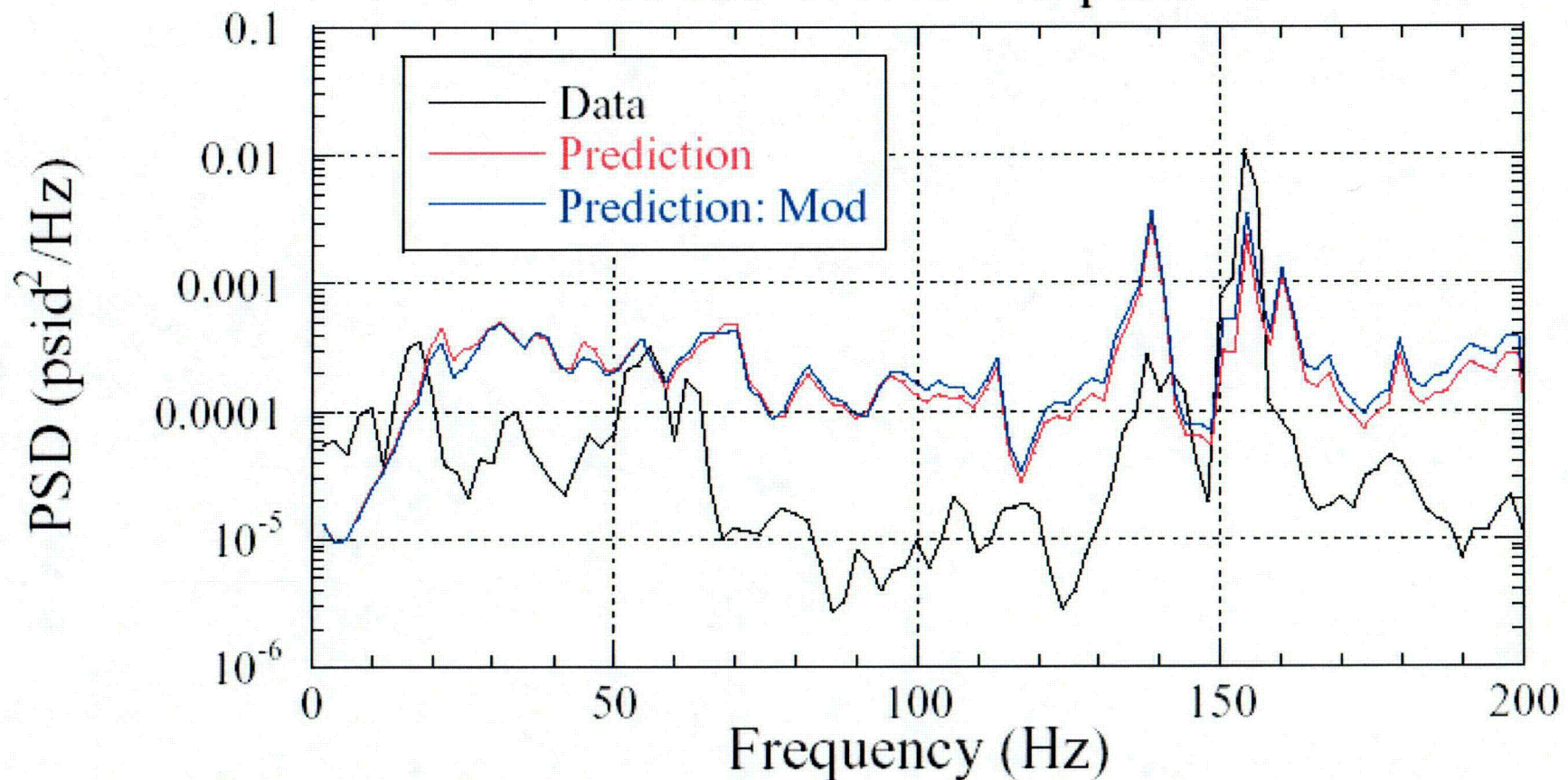
QC-2 930 MWe ACM Benchmark with Refined Steam Line Damping

930 MWe: P21 Comparison



QC-2 930 MWe ACM Benchmark with Refined Steam Line Damping

930 MWe: P24 Comparison



QC-2 930 MWe ACM Benchmark with Refined Steam Line Damping

930 MWe: P26 Comparison

