FPL Energy
Seabrook Station

FPL Energy Seabrook Station
P.O. Box 300
Seabrook, NH 03874
(603) 773-7000

APR 27 2005

Docket No. 50-443
SBK-L-05102

U. S. Nuclear Regulatory Commission
Attn: Document Control Desk
Washington, D.C. 20555-0001

Seabrook Station
2004 Annual Radiological Environmental Operating Report

FPL Energy Seabrook, LLC (FPLE Seabrook) hereby submits the 2004 Annual Radiological Environmental Operating Report for Seabrook Station. This report summarizes the implementation of FPLE Seabrook's Radiological Environmental Monitoring Program (REMP). Attachment 1 to the enclosure is the complete data set for the REMP samples. This report is being submitted pursuant to the requirements of 10CFR 50.36a(a)(2) and Seabrook Station Technical Specification 6.8.1.3.

A copy of this report is also being provided to the Commonwealth of Massachusetts, Department of Public Health and the State of New Hampshire, Bureau of Radiological Health.

Should you require further information regarding this matter, please contact Mr. William T. Cash, Health Physics Department Manager, at (603) 773-7315.

Very truly yours,

FPL Energy Seabrook, LLC

Mark E. Warner
Site Vice President

IE25

cc: with enclosure

S.J. Collins, NRC Region I Administrator
V. Nerses, NRC Project Manager, Project Directorate I-2
G. T. Dentel, NRC Senior Resident Inspector

NH DHHS Office of Community & Public Health
Bureau of Radiological Health
29 Hazen Drive
Concord, NH 03301-6527

Massachusetts Department of Public Health
Radiation Control Program
174 Portland Street, 5th Floor
Boston, MA 02114

ENCLOSURE TO SBK-L-05102

FPL Energy
Seabrook Station

2004 Annual Radiological Environmental Monitoring Program Report



April 2005

SEABROOK STATION

ANNUAL RADIOLOGICAL ENVIRONMENTAL OPERATING REPORT

For the Period

January - December 2004

April 2005

FPL Energy Seabrook Station
Health Physics Department
Seabrook Station

And

Framatome ANP
Nuclear & Radiation Engineering
Marlborough, Massachusetts 01752

Prepared By: _____ Date: 4-22-05
Mark Strum, Framatome-ANP

Reviewed By: _____ Date: 4/22/05
David Perkins, FPL Energy Seabrook Station

Approved By: _____ Date: 4/22/05
Ronald Thurlow – CHP, FPL Energy Seabrook Station

SEABROOK STATION

ANNUAL RADIOLOGICAL ENVIRONMENTAL OPERATING REPORT

For the Period

January - December 2004

April 2005

Prepared By:

FPL Energy Seabrook Station
Health Physics Department
Seabrook Station

And

Framatome ANP
Nuclear & Radiation Engineering
Marlborough, Massachusetts 01752

TABLE OF CONTENTS

EXECUTIVE SUMMARY IV

LIST OF TABLES V

LIST OF FIGURES VI

1.0 INTRODUCTION 1

2.0 ENVIRONMENTAL MONITORING PROGRAM 2

3.0 SUMMARY OF RADIOLOGICAL ENVIRONMENTAL DATA 13

3.1 AIR PARTICULATE 14
3.2 CHARCOAL FILTERS 22
3.3 MILK 24
3.4 SURFACE WATER 31
3.5 GROUND WATER 34
3.6 SEDIMENT 39
3.7 FISH 42
3.8 LOBSTERS 45
3.9 SHELLFISH 48
3.10 IRISH MOSS 51
3.11 FOOD CROP 54
3.12 VEGETATION 57
3.13 DIRECT RADIATION 60

4.0 PROGRAM DEVIATIONS AND REPORTING 81

4.1 SAMPLING PROGRAM DEVIATIONS 81
4.2 COMPARISON OF ACHIEVED LLDS WITH REQUIREMENTS 82
4.3 COMPARISON OF RESULTS AGAINST REPORTING LEVELS 82

5.0 QUALITY ASSURANCE PROGRAM 85

5.1 INTRALABORATORY QUALITY CONTROL PROGRAM 85
5.2 THIRD PARTY CROSS CHECK PROGRAM 85
5.3 BLIND DUPLICATE PROGRAM 86
5.4 ENVIRONMENTAL TLD QUALITY ASSURANCE PROGRAM 86

6.0 LAND USE CENSUS 93

ATTACHMENT 1: SAMPLE ANALYSIS DATA LIST FOR 2004 95

Executive Summary

The Radiological Environmental Monitoring Program (REMP) for Seabrook Station operated successfully for the period of January through December 2004. This report describes the REMP and its implementation as required by Technical Specifications and defined in the Offsite Dose Calculation Manual (ODCM). It also contains analytical results, data evaluation, dose assessment, and data trends for each environmental sample media. Also included are the results of the Land Use Census, historical data, and the AREVA Environmental Laboratory performance in the Quality Assurance Intercomparison Program required by the ODCM.

Samples collected as part of the radiological environmental program included air particulates, charcoal filters, milk, ground water, surface (sea) water, sediment, fish, lobsters, shellfish, algae, terrestrial food products, broad leaf vegetation and direct radiation. Radiological analysis on each sample media included determination for both gamma and/or beta radiation. Any variability observed in the data is based on natural variables that can influence background radiation. The radionuclides identified as naturally occurring are K-40, Be-7, Th-232 and its daughter products. The levels detected are similar to those levels measured during the pre-operational phase of the monitoring program.

Condition reports relating to the REMP were entered into the Station Corrective Action Program.

In 2004, the maximum whole body dose to the hypothetically exposed individual was 0.0261 millirem. This whole body dose is the sum of all the exposure pathways for liquid and gaseous effluents, plus the direct whole body dose from station operations. This total dose represents approximately 0.10% of the whole body dose limit for a member of the public as set forth in 40CFR190. The complete calculational methodology is submitted to the NRC as part of the Annual Radioactive Effluent Release Report.

The results of the 2004 Radiological Environmental Surveillance Program continues to clearly demonstrate that there is no significant short term or chronic long-term radiological impact on the environment in the vicinity of Seabrook Station from plant operations. No abnormal radiological characteristics were identified or observed in the surrounding environs. Plant effluents contribute no measurable radiation exposure to the general public as confirmed and assessed by the REMP. Environmental radiation levels measured at the site boundary and near the nearest resident are at background levels. This is consistent with previous data. As a result, no increasing or decreasing trends were identified.

LIST OF TABLES

Number	Title	Page
2.1	Radiological Environmental Monitoring Program	3
2.2	Radiological Environmental Monitoring Locations	4
3.1	Environmental TLD Measurements	61
4.1	Detection Capabilities for Environmental Sample Analysis	83
4.2	Reporting Levels for Radioactivity Concentrations in Environmental Samples	84
5.1	FANPEL Results in Intralaboratory Process Control Program	88
5.2	FANPEL Results in the Analytics Crosscheck Program.	89
5.3	Summary of Blind Duplicate Samples	92
6.1	2004 Land Use Census Results	94

LIST OF FIGURES

Number	Title	Page
Figure 2.1	Radiological Environmental Monitoring Locations Within 4 Kilometers of Seabrook Station	7
Figure 2.2	Radiological Environmental Monitoring Locations Between 4 & 12 Kilometers of Seabrook Station	8
Figure 2.3	Radiological Environmental Monitoring Locations Outside 12 Kilometers of Seabrook Station	9
Figure 2.4	Direction Radiation Monitoring Locations Within 4 Kilometers of Seabrook Station	10
Figure 2.5	Direction Radiation Monitoring Locations Between 4 & 12 Kilometers of Seabrook Station	11
Figure 2.6	Direction Radiation Monitoring Locations Outside 12 Kilometers of Seabrook Station	12
Figure 3.1	Gross-Beta Measurements of Air Particulate Filters	15
Figure 3.1.1	Gross-Beta Measurements of Air Particulate Filters Quarterly Averages	16
Figure 3.1.2	Gross-Beta Measurements of Air Particulate Filters Quarterly Averages	17
Figure 3.1.3	Gross-Beta Measurements of Air Particulate Filters Quarterly Averages	18
Figure 3.2	Gross-Beta on Air Particulate Filters Quarterly Averages	19
Figure 3.3	Cesium-137 in Milk	25
Figure 3.3.1	Cesium-137 in Milk Annual Average Concentrations	26
Figure 3.4	Cesium-137 in Milk	27
Figure 3.4.1	Cesium-137 in Milk Annual Average Concentrations	28
Figure 3.5	Gross-Beta Measurements of Ground Water	35
Figure 3.5.1	Gross-Beta Measurements of Ground Water Semi-Annual Averages	36
Figure 3.6	Environmental Radiation Measurements (Using TLD's)	63
Figure 3.6.1	Environmental Radiation Measurements (Using TLD's)	64
Figure 3.7	Environmental Radiation Measurements (Using TLD's)	65
Figure 3.7.1	Environmental Radiation Measurements (Using TLD's)	66
Figure 3.8	Environmental Radiation Measurements (Using TLD's)	67

List of Figures (cont'd)

Figure 3.8.1 Environmental Radiation Measurements (Using TLD's).....68

Figure 3.9 Environmental Radiation Measurements (Using TLD's).....69

Figure 3.9.1 Environmental Radiation Measurements (Using TLD's).....70

Figure 3.10 Environmental Radiation Measurements (Using TLD's).....71

Figure 3.10.1 Environmental Radiation Measurements (Using TLD's).....72

Figure 3.11 Environmental Radiation Measurements (Using TLD's).....73

Figure 3.11.1 Environmental Radiation Measurements (Using TLD's).....74

Figure 3.12 Environmental Radiation Measurements (Using TLD's).....75

Figure 3.12.1 Environmental Radiation Measurements (Using TLD's).....76

Figure 3.13 Environmental Radiation Measurements (Using TLD's).....77

Figure 3.13.1 Environmental Radiation Measurements (Using TLD's).....78

Figure 3.14 Environmental Radiation Measurements (Using TLD's).....79

Figure 3.14.1 Environmental Radiation Measurements (Using TLD's).....80

ANNUAL RADIOLOGICAL ENVIRONMENTAL
OPERATING REPORT

1.0 Introduction

FPL Energy's Radiological Environmental Monitoring Program (REMP) at Seabrook Station has been designed and carried out to achieve the following specific objectives:

- To provide an indication of the appearance or accumulation of any radioactive material in the environment caused by the operation of the nuclear power station.
- To provide assurance to regulatory agencies and the public that the station's environmental impact is known and within anticipated limits.
- To verify the adequacy and proper functioning of station effluent controls and monitoring systems.
- To provide standby monitoring capability for rapid assessment of risk to the general public in the event of unanticipated or accidental releases of radioactive material.

FPL Energy collected the terrestrial samples. Normandeau Associates, Inc. collected the marine and sediment samples. After initial processing, the samples were sent to the Framatome Environmental Laboratory in Marlborough, Massachusetts for further processing and radionuclide analysis. Framatome also processed the environmental thermoluminescent dosimeters (TLD's).

This report is a summary of the findings of the Radiological Environmental Monitoring Program for 2004. It is being provided in compliance with Part A of Seabrook Stations Offsite Dose Calculation Manual (ODCM) and Technical Specification 6.8.1.3.

2.0 Environmental Monitoring Program

Table 2.1 outlines the monitoring program as specified in the Seabrook Station ODCM, Part B, Section 4. Table 2.2 lists the operational sampling stations and their specific locations (distances are measured from the center of the Unit 1 Containment Building). The sampling locations are shown on maps in Figures 2.1 through 2.6. The sampling and analysis program as described above fulfills the minimum requirements for environmental sample collection and analysis as contained in the ODCM Table A.9.1-1, and includes additional sampling of various pathways and locations beyond the minimum.

Below are listed the two-letter media codes and what they represent:

AP	Air Particulate
CF	Charcoal Filter
TM	Milk
WG	Ground Water
WS	Surface (Sea) Water
SE	Sediment
FH	Fin fish
HA	Lobsters
MU	Mussels (Shellfish – edible portion only)
MS	Mussels (Shellfish – shell portion only)
TL	Direct Radiation (TLD)
AL	Irish Moss (algae)
TF	Food Crop
TG	Vegetation

Table 2.1

Radiological Environmental Monitoring Program

Media	Sampling Frequency	Required Analyses
Air Particulate (AP)	-Weekly -Quarterly Composite	Gross Beta Gamma spectroscopy
Charcoal Filter (CF)	-Weekly	I-131
Milk (TM)	-Monthly (Semimonthly When animals are on pasture)	Gamma spectroscopy I-131
Surface (Sea) Water (WS)	-Monthly -Quarterly Composite	Gamma spectroscopy H-3 (composite)
Sediment (SE)	-Semiannually	Gamma spectroscopy
Fish & Invertebrates (FH, HA, MU)	-Quarterly or -Semiannually	Gamma spectroscopy
Direct Radiation (TL) exposure	-Quarterly	Integrated gamma
Irish Moss (AL)	-Semiannually	Gamma Spectroscopy
Ground Water (WG)	-Quarterly	Gamma Spectroscopy Gross Beta H-3
Food Crops (TF)	-Monthly/Growing Season	Gamma Spectroscopy
Vegetation (TG)	-Monthly/Growing Season	Gamma Spectroscopy I-131

Table 2.2

Radiological Environmental Monitoring Locations
2004

Station Code (Media - Sta. No.)	Station Description	Zone	Distance From Plant (km)	Direction From Plant
AP/CF-01+	PSNH Barge Landing Area	1	2.6	ESE
AP/CF-02+	Hampton Marina	1	2.5	E
AP/CF-03+	Southwest Boundary	1	1.0	SW
AP/CF-04+	West Boundary	1	1.2	W
AP/CF-05	Winnacunnet High School	1	4.0	NNE
AP/CF-06+*	Georgetown Substation	2	22.6	SSW
AP/CF-07+	PSNH Substation	1	5.7	NNW
AP/CF-08	E&H Substation	1	3.4	SSE
AP/CF-09+*	Georgetown Electric Light Co.	2	21.4	SSW
TM-09	Hampton, NH	1	5.3	NNW
TM-15	Hampton Falls, NH	1	6.9	NW
TM-20	Rowley, MA	2	17.0	S
TM-23	Newbury, MA	2	12.0	S
WG-01	Seabrook Town Wells	1	5.6	W
WG-13	Seabrook Station Well No.13	1	1.0	N
WS-01+	Hampton-Discharge Area	1	5.3	E
WS-51+	Ipswich Bay	2	16.9	SSE
SE-02	Hampton-Discharge Area	1	5.3	E
SE-07	Hampton Beach	1	3.1	E
SE-08+	Seabrook Beach	1	3.2	ESE
SE-52	Ipswich Bay	1	16.9	SSE
SE-57	Plum Island Beach	2	15.9	SSE
FH-03+	Hampton-Discharge Area	1	4.5	ESE
FH-53+	Ipswich Bay	2	16.4	SSE
HA-04+	Hampton-Discharge Area	1	5.5	E
HA-54+	Ipswich	2	17.2	SSE
MU-06+	Hampton-Discharge Area	1	5.2	E
MU-09	Hampton Harbor	1	2.6	E
MU-56+	Ipswich Bay	2	17.4	SSE
MU-59	Plum Island	2	15.8	SSE
AL-05	Hampton-Discharge Area	1	5.2	E
AL-55	Ipswich Bay	2	17.4	SSE
TF-02	Hampton Falls, NH	1	5.0	WNW
TF-03	Salisbury, Ma	1	5.1	SW
TF-06	Ipswich, Ma	2	26.0	S
TG-08+	North Access Rd, Site Boundary	1	1.05	W
TG-09+	General Office Bld. Site Boundary	1	0.94	SW
TG-10+	Georgetown Electric Light Co.	2	21.4	SSW

Table 2.2 (Cont'd)

Radiological Environmental Monitoring Locations
2004

Station Code (Media - Sta. No.)	Station Description	Zone	Distance From Plant (km)	Direction From Plant
TL-1+	Brimmer's Lane, Hampton Falls	I	0.97	N
TL-2+	Landing Road, Hampton	I	3.0	NNE
TL-3+	Glade Path, Hampton Beach	I	2.9	NE
TL-4+	Island Path, Hampton Beach	I	2.3	ENE
TL-5+	Harbor Road, Hampton Beach	I	2.6	E
TL-6+	PSNH Barge Landing Area	I	2.7	ESE
TL-7+	Cross Road, Seabrook Beach	I	2.6	SE
TL-8+	Farm Lane, Seabrook	I	1.3	SSE
TL-9+	Farm Lane, Seabrook	I	1.3	S
TL-10+	Site Boundary Fence	I	1.2	SSW
TL-11+	Site Boundary Fence	I	1.0	SW
TL-12+	Site Boundary Fence	I	1.2	WSW
TL-13+	Inside Site Boundary	I	1.2	W
TL-14+	Trailer Park, Seabrook	I	1.1	WNW
TL-15+	Brimmer's Lane, Hampton Falls	I	1.4	NW
TL-16+	Brimmer's Lane Hampton Falls	I	1.2	NNW
TL-17+	South Road, North Hampton	0	7.8	N
TL-18+	Mill Road, North Hampton	0	7.6	NNE
TL-19+	Appledore Avenue, North Hampton	0	7.7	NE
TL-20+	Ashworth Avenue, Hampton Beach	0	3.2	ENE
TL-21+	Route 1A, Seabrook Beach	0	3.7	SE
TL-22+	Cable Avenue, Salisbury Beach	0	7.6	SSE
TL-23+	Ferry Road, Salisbury	0	8.1	S
TL-24+	Ferry Lots Lane, Salisbury	0	7.2	SSW
TL-25+	Elm Street, Amesbury	0	7.6	SW
TL-26+	Route 107A, Amesbury	0	8.1	WSW
TL-27+	Highland St. S. Hampton	0	7.5	W
TL-28+	Rte. 150, Kensington	0	7.5	WNW
TL-29+	Frying Pan Ln., Hampton Falls	0	7.2	NW
TL-30+	Route 27, Hampton	0	7.6	NNW

Table 2.2 (Cont'd)

Radiological Environmental Monitoring Locations
2004

Station Code (Media - Sta. No.)	Station Description	Zone	Distance From Plant (km)	Direction From Plant
TL-31+	Alumni Drive, Hampton	S	3.8	NNE
TL-32+	Seabrook Elementary School	S	2.0	S
TL-33+	Dock Area, Newburyport	S	9.8	S
TL-34+	Bow Street, Exeter	S	12.0	NW
TL-35+	Lincoln Ackerman School	S	2.3	NNW
TL-36+	Route 97, Georgetown	2	22.6	SSW
TL-37+	Post Office Plaistow, NH	2	21.5	WSW
TL-38+	Emerson St. Hampstead, NH	2	27.7	W
TL-39+	Fremont, NH	2	27.0	NW
TL-40+	Newmarket, NH	2	21.6	NNW
TL-41	Portsmouth, NH	2	21.0	NNE
TL-42	Ipswich, MA	2	22.8	SSE
TL-43	Education Center	S	0.3	ENE
TL-44	Rocks Road Landing	S	0.6	SW
TL-45	Hampton Fire Station	S	4.4	NE
TL-46	Seabrook Beach	S	2.8	ESE
TL-47	Hampton Falls, NH	S	4.1	WNW

Zone indices are: 1 = Indicator Stations; 2 = Control Stations; 0 = Outer Ring TLD;
I = Inner Ring TLD; S = Special Interest TLD
+ = Sample Locations required by the Off-Site Dose Calculation Manual (ODCM)
* = AP/CF-06 was discontinued in May, 2004 and replaced with new location AP/CF-09.

Figure 2.1 REMP Locations Within 4 Kilometers

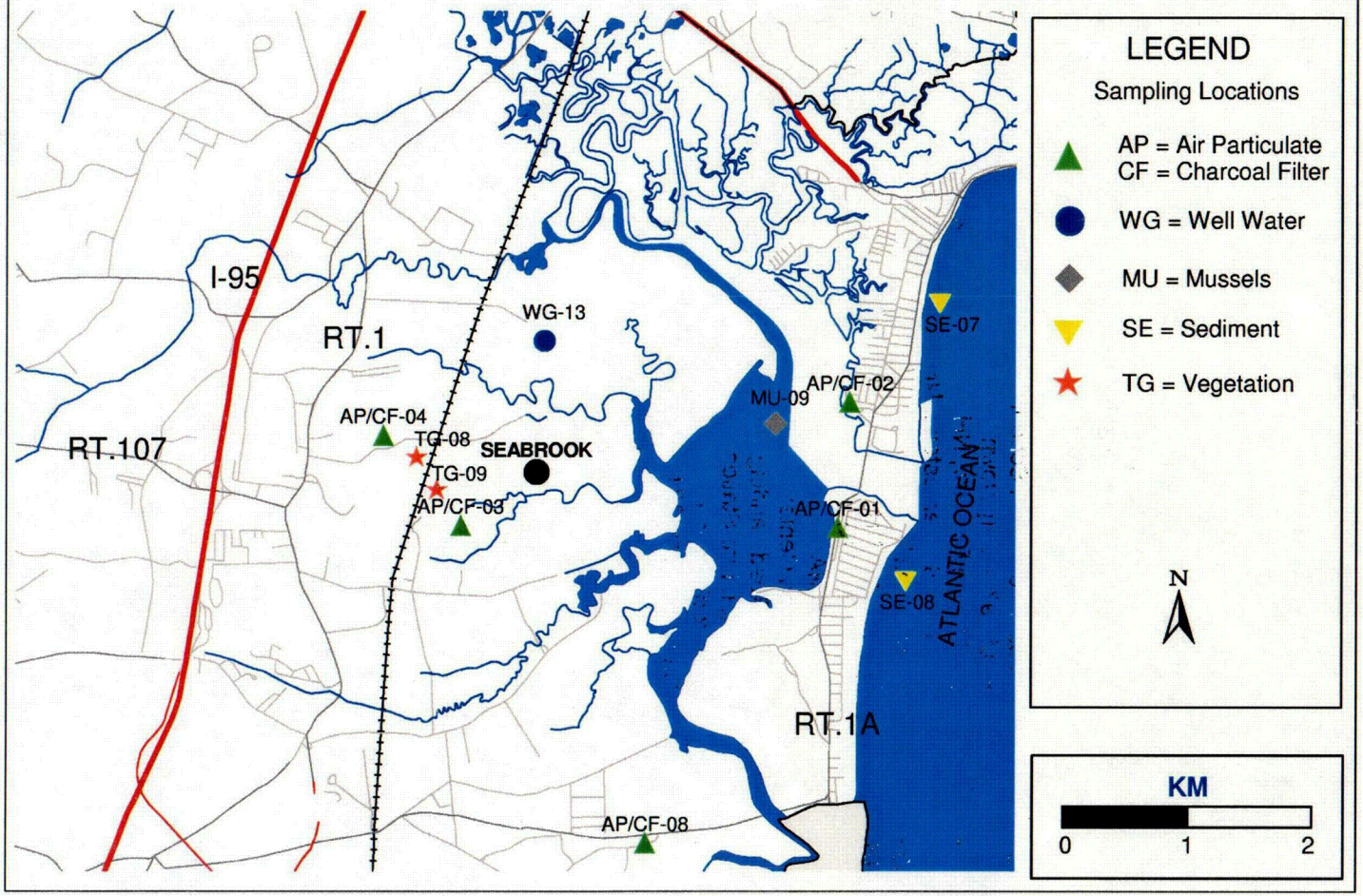

C01

Figure 2.2 REMP Locations Between 4 and 12 Kilometers

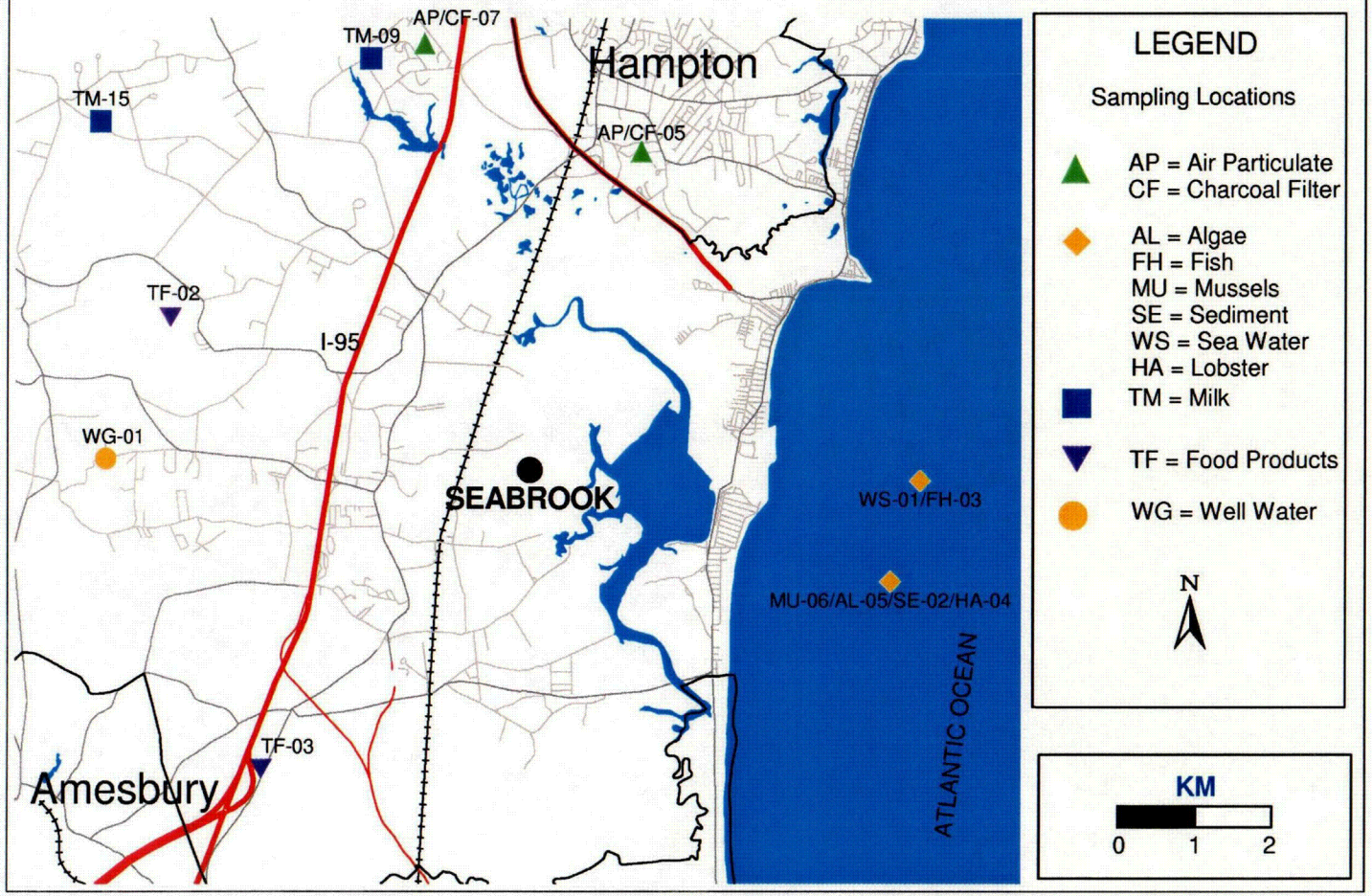

C02

Figure 2.3 REMP Locations Outside 12 Kilometers

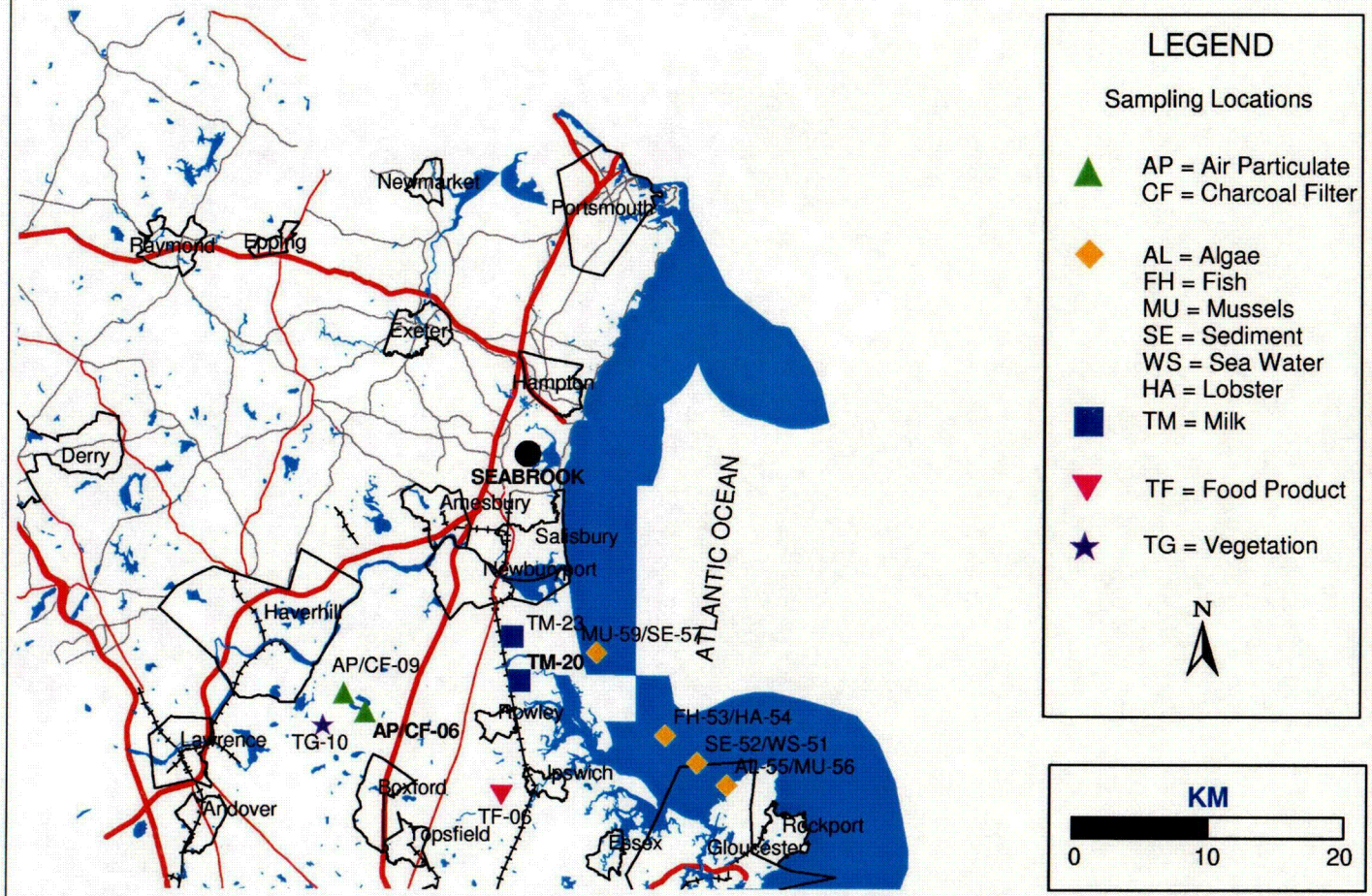

C03

Figure 2.4 Direct Radiation Monitoring Locations Within 4 Kilometers

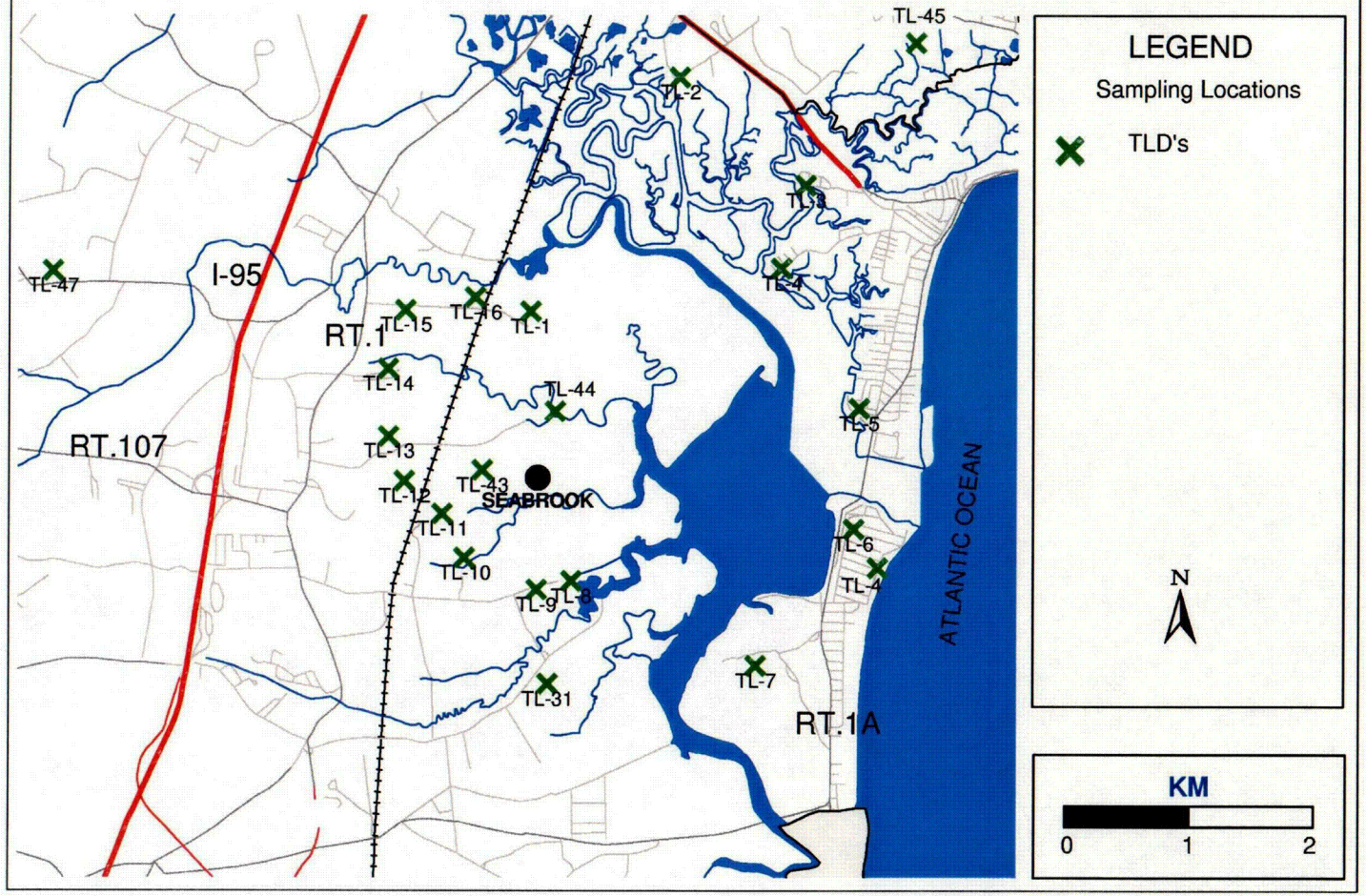

C 04

Figure 2.5 Direct Radiation Monitoring Locations Between 4 and 12 Kilometers

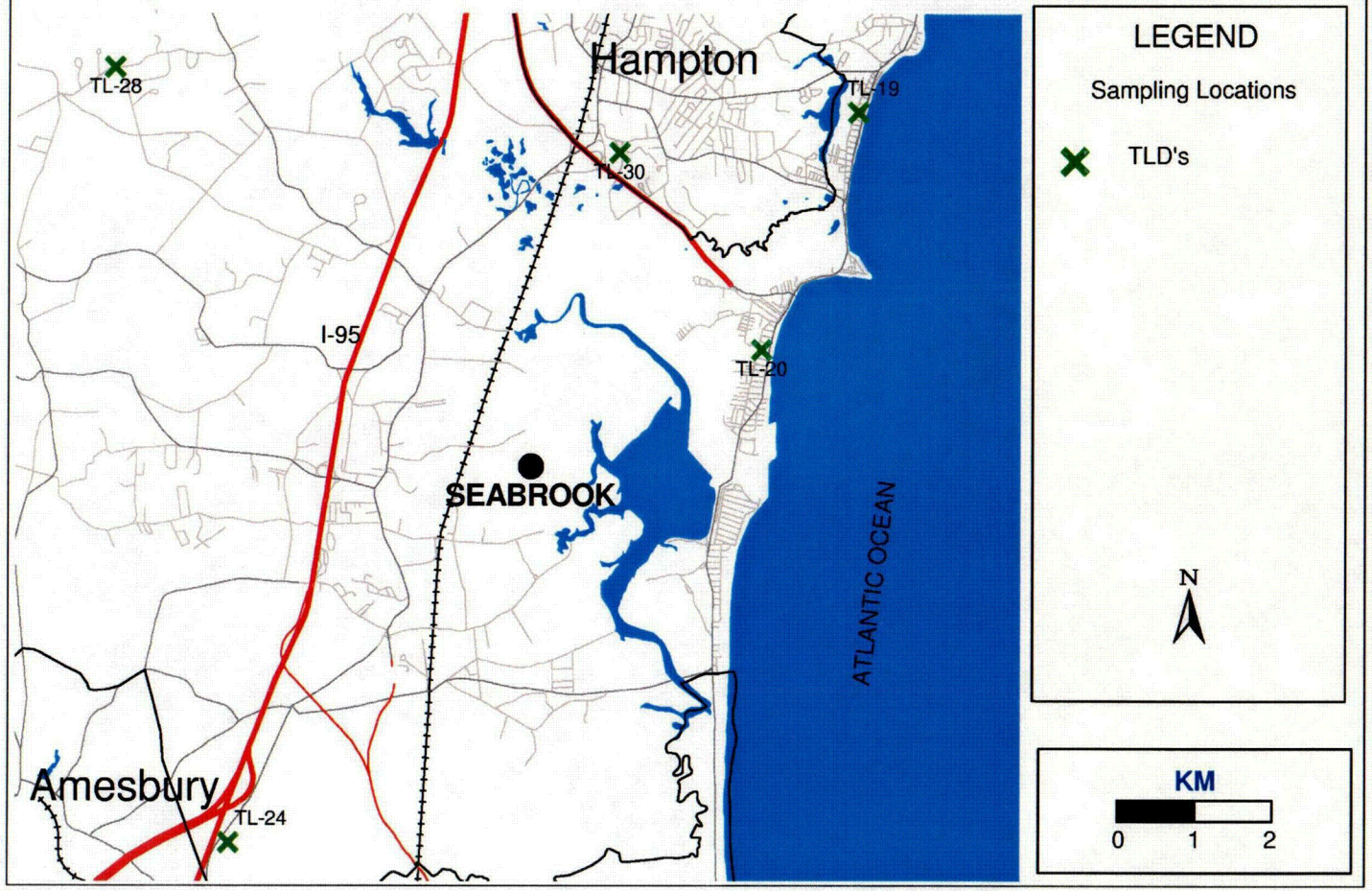

C05

Figure 2.6 Direct Radiation Monitoring Locations Outside 12 Kilometers

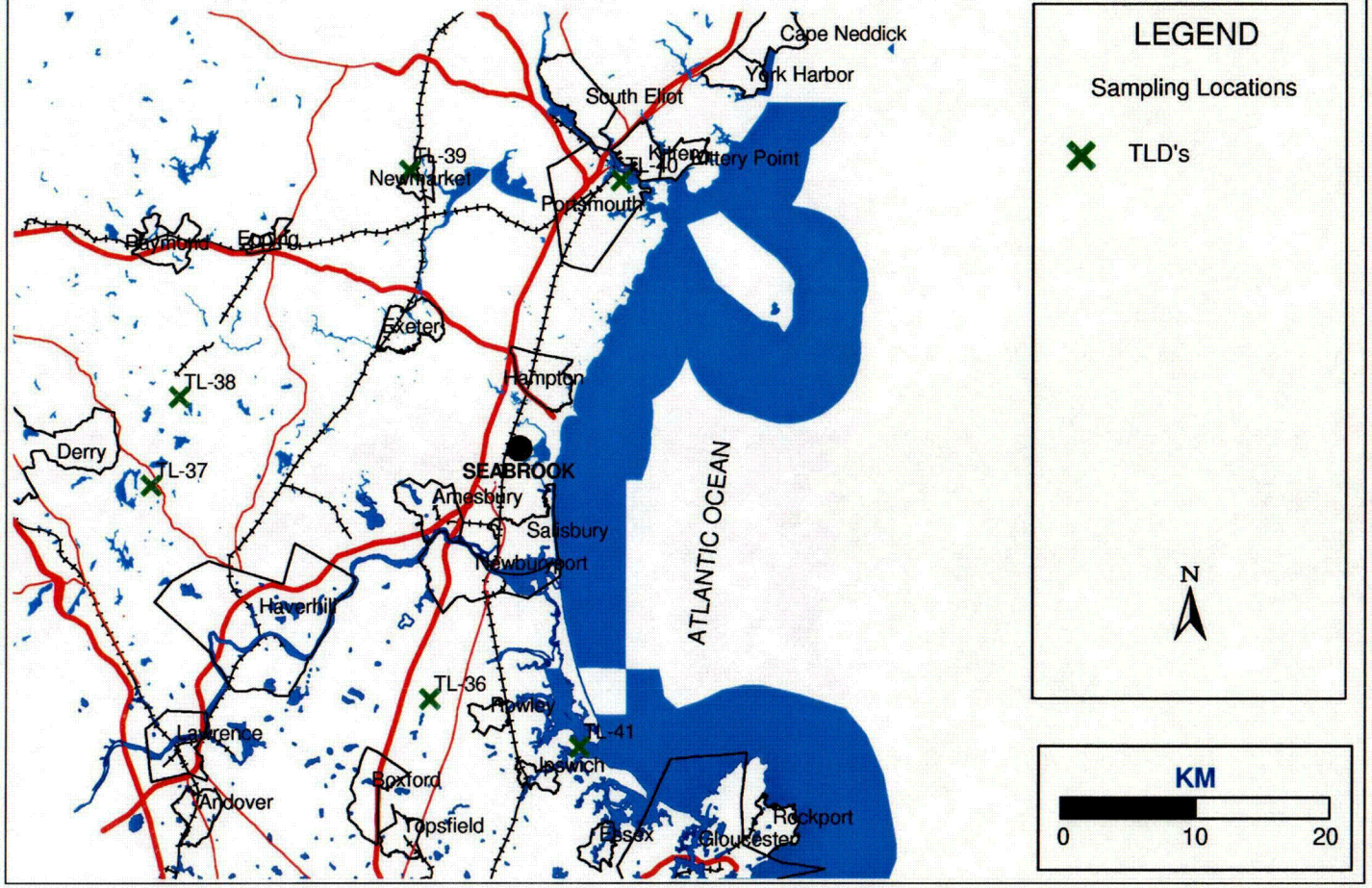

C06

3.0 Summary of Radiological Environmental Data

The following pages summarize the analytical results of the environmental samples, which were collected in 2004. Each environmental media category is presented as a separate subsection. A table that summarizes the data follows a discussion of the sampling requirements and results for each media type. Listed at the top of each table are the units of measurement for each medium. The left-hand column contains the radionuclide which is being reported, total number of analyses of that radionuclide, and the number of measurements that exceed the required reporting level as documented in Table A.9.1-3 of the ODCM. The latter are classified as "non- routine" measurements. The next column lists the Lower Limit of Detection (LLD) for those radionuclides that have detection capability requirements specified in the ODCM.

Those sampling stations which are adjacent to the plant and which could conceivably be affected by the operation of Seabrook Station are called "Indicator" or "Zone 1" stations. Distant stations, which are beyond potential plant influences, are called "Control" or "Zone 2" stations. Direct radiation (TLD) monitoring locations are subdivided into site boundary, inner ring, and outer ring (emergency response) stations.

A set of statistical parameters is calculated for each radionuclide. This set of statistical parameters includes separate analyses for (1) the indicator stations, (2) the station having the highest annual mean concentration for that radionuclide, (3) and control stations. For each of these three groups of data, these parameters are as follows:

- The mean value of all concentrations.
- The range of values.
- The number of positive measurements (a concentration which is greater than 3 times the standard deviation for that measurement) divided by the total number of measurements.

Each single radioactivity measurement in media datum in this report is based on a single measurement and is reported as a concentration plus or minus a one standard deviation uncertainty. The quoted uncertainty term represents only the random uncertainty associated with the radioactive decay process (counting statistics), and not the propagation of all possible uncertainties in the analytical procedure.

Attachment 1 contains the data for the samples collected in 2004. The results are organized by sample type, within each sample type listing the data is alphabetical by nuclide, within each nuclide listing the data is chronologically arranged by end date (date of sample collection).

The radionuclide value concentrations (charcoal media) have been corrected for radioactive decay to the end of the collection. The airborne radioiodine (charcoal) concentrations have been calculated assuming a constant flow rate and concentration throughout the collection period and corrected for decay while sampling as well as between sample collection termination and analysis.

3.1 Air Particulate

Air monitoring stations were established at a total of eight locations (Five are required by the Offsite Dose Calculation Manual). Seven of the locations are indicators, while the remaining one is a control station.

Airborne particulates are collected by passing the air through a glass-fiber filter. In 2004, these filters were collected either weekly or bi-weekly and held for at least 100 hours before being analyzed for gross-beta activity (indicated as GR-B in tables) to allow for the decay of radon daughter products. The change from a standard weekly to a biweekly filter change out cycle was initiated for all air particulate stations as a result of equipment / procedure upgrades that were designed to reduce potential system down time due to equipment failure. Continuous automated remote monitoring of vital system parameters is performed with telemetry that detects power outage, pump failure, filter degradation, tubing failures and excessive filter loading. The telemetry communicates by cellular transmission to a web server that communicates to a shift technician's pager when set-point thresholds are reached, providing 24/7 alert notification. This capability provides for timely identification of problems and corrective actions that reduce the potential loss of air sampling. The following list indicates when the change from weekly to biweekly filter change-outs occurred for each sampling station:

Air Particulate Station	Date After Which Biweekly Implemented
AP/CF-01	05/05/04
AP/CF-02	05/05/04
AP/CF-03	05/05/04
AP/CF-04	05/05/04
AP/CF-05	02/25/04
AP/CF-06	(Replaced by AP-09 on 02/04/04)
AP/CF-07	03/10/04
AP/CF-08	02/25/04
AP/CF-09	05/05/04

As noted in the list above, the air sampling station at the Georgetown Electric Company Substation (AP/CF-06, Control) was relocated about one mile (same sector) to a new location (designated AP/CF-09, Control) to improve technician safety working conditions.

For the year, 274 particulate filters were collected for gross beta activity. The gross beta activity for the indicator locations is statistically equivalent to that seen at the control station. The gross beta results for all stations are also similar to what was seen in the pre-operational program and for the last fourteen years of commercial operation. Fluctuations seen in the gross beta activity throughout the year can be attributed to changes in the environment. Natural environmental processes such as wind direction, precipitation, snow cover, and soil temperature and moisture affect concentrations of naturally occurring radionuclides in the atmosphere directly above land.

No plant related gamma-emitting radionuclides were detected in any of the quarterly composite air filter samples analyzed. Therefore no increasing or decreasing trends were observed. In 2004, naturally occurring Be-7 was the only nuclide detected. Be-7 is of cosmogenic origin. This is consistent with previous years both pre- and post-operationally.

The air particulate sampling program demonstrated no off-site dose to the public or impact to the environment, from this pathway, as the result of plant operations. This is consistent with previous years and the pre-operational program.

Air particulate sample collection and analysis deviations from the ODCM required program are described in Section 4.

FIGURE 3.1

GROSS-BETA MEASUREMENTS OF AIR PARTICULATE FILTERS
SEABROOK STATION

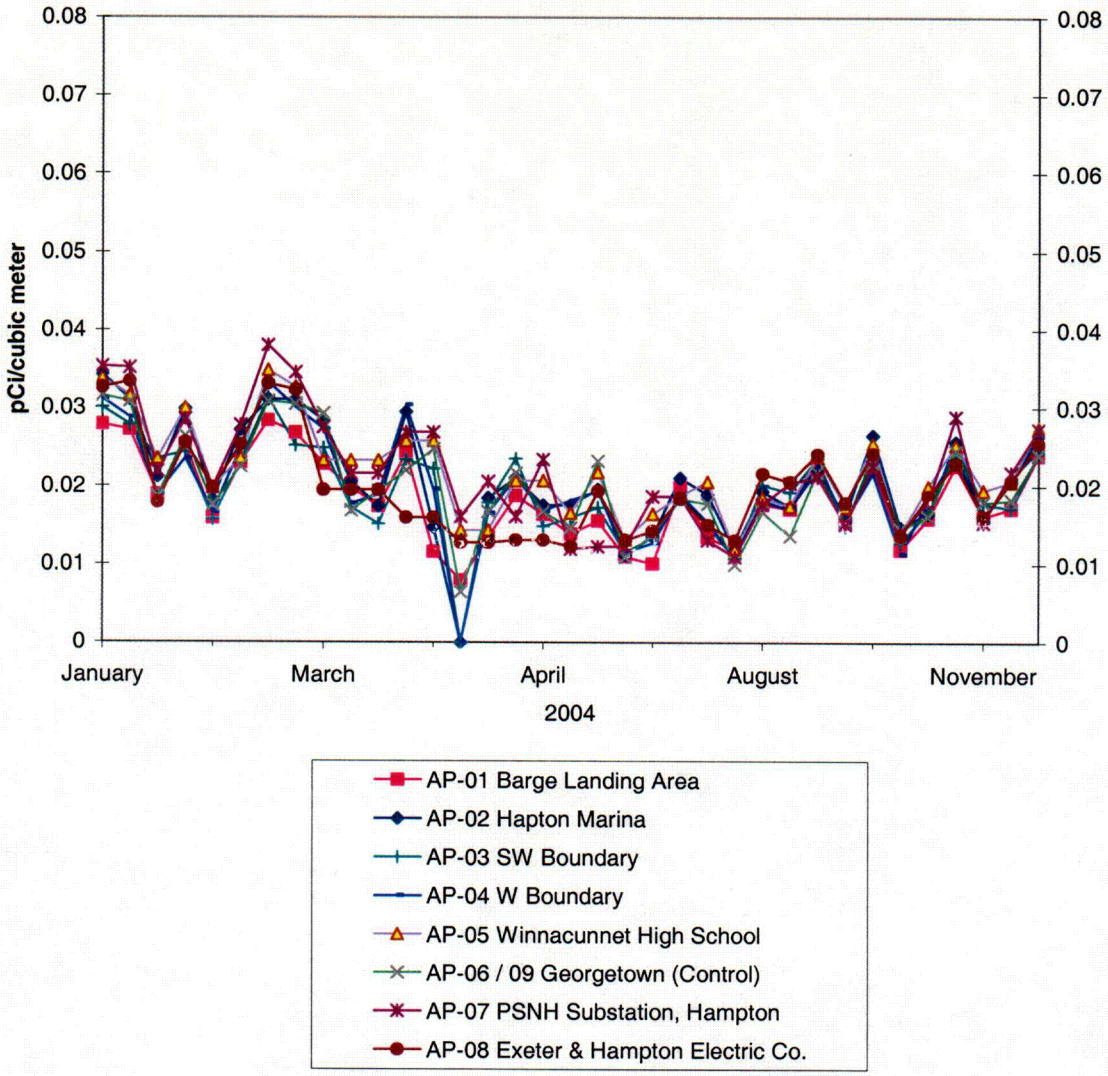

C07

FIGURE 3.1.1

GROSS-BETA MEASUREMENTS OF AIR PARTICULATE FILTERS
QUARTERLY AVERAGES
SEABROOK STATION

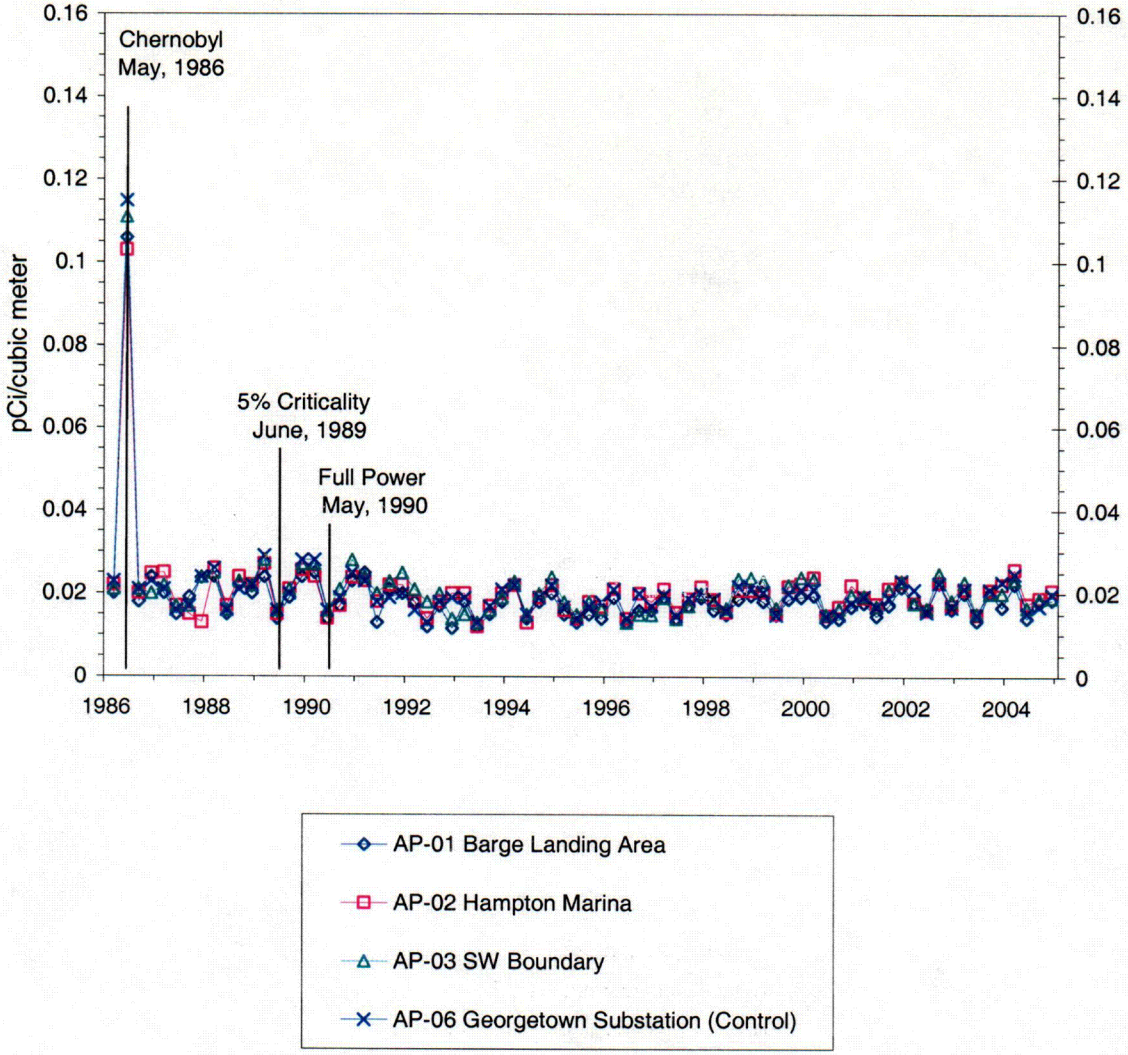

C08

FIGURE 3.1.2

GROSS-BETA MEASUREMENTS OF AIR PARTICULATE FILTERS
QUARTERLY AVERAGES
SEABROOK STATION

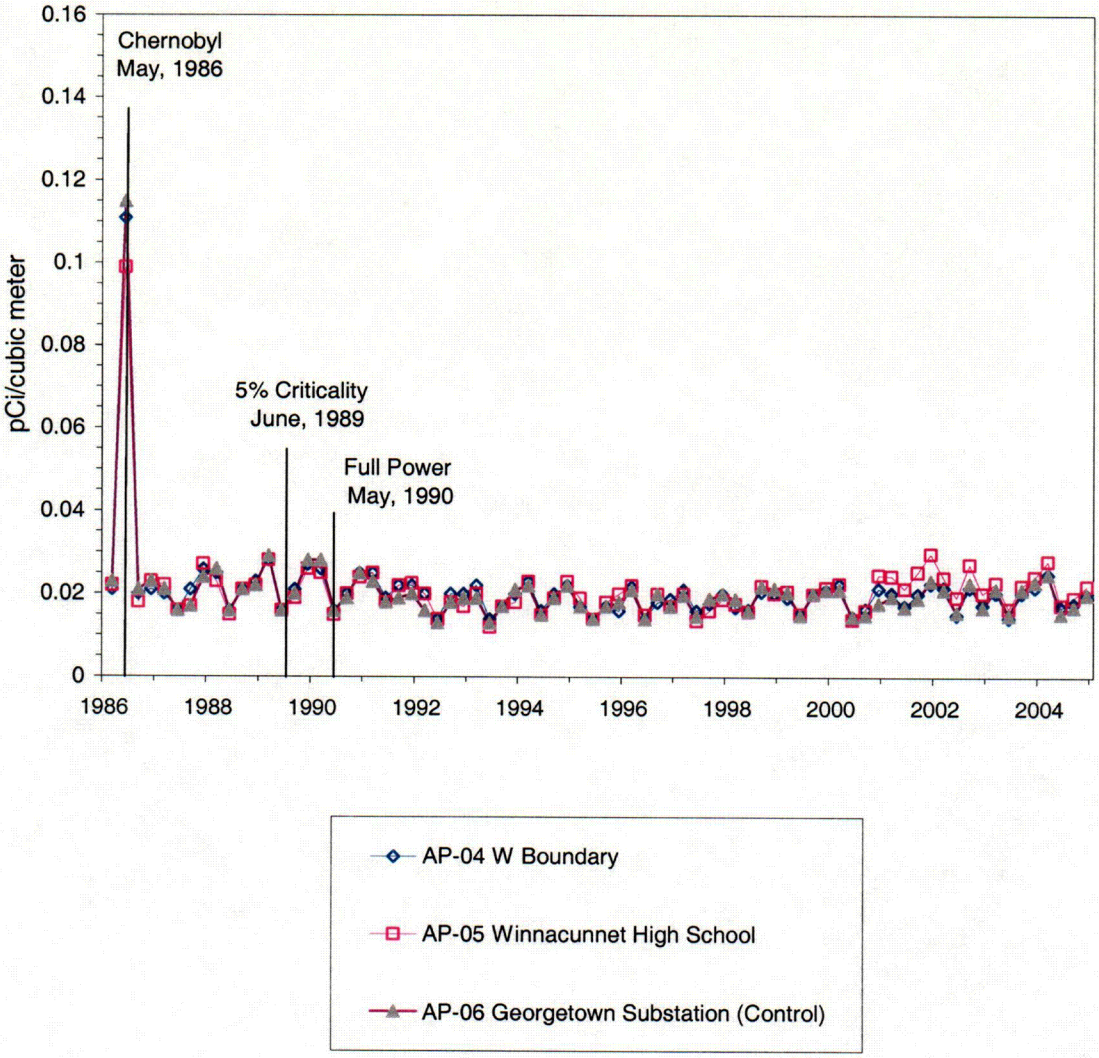

C09

FIGURE 3.1.3

GROSS-BETA MEASUREMENTS OF AIR PARTICULATE FILTERS
QUARTERLY AVERAGES
SEABROOK STATION

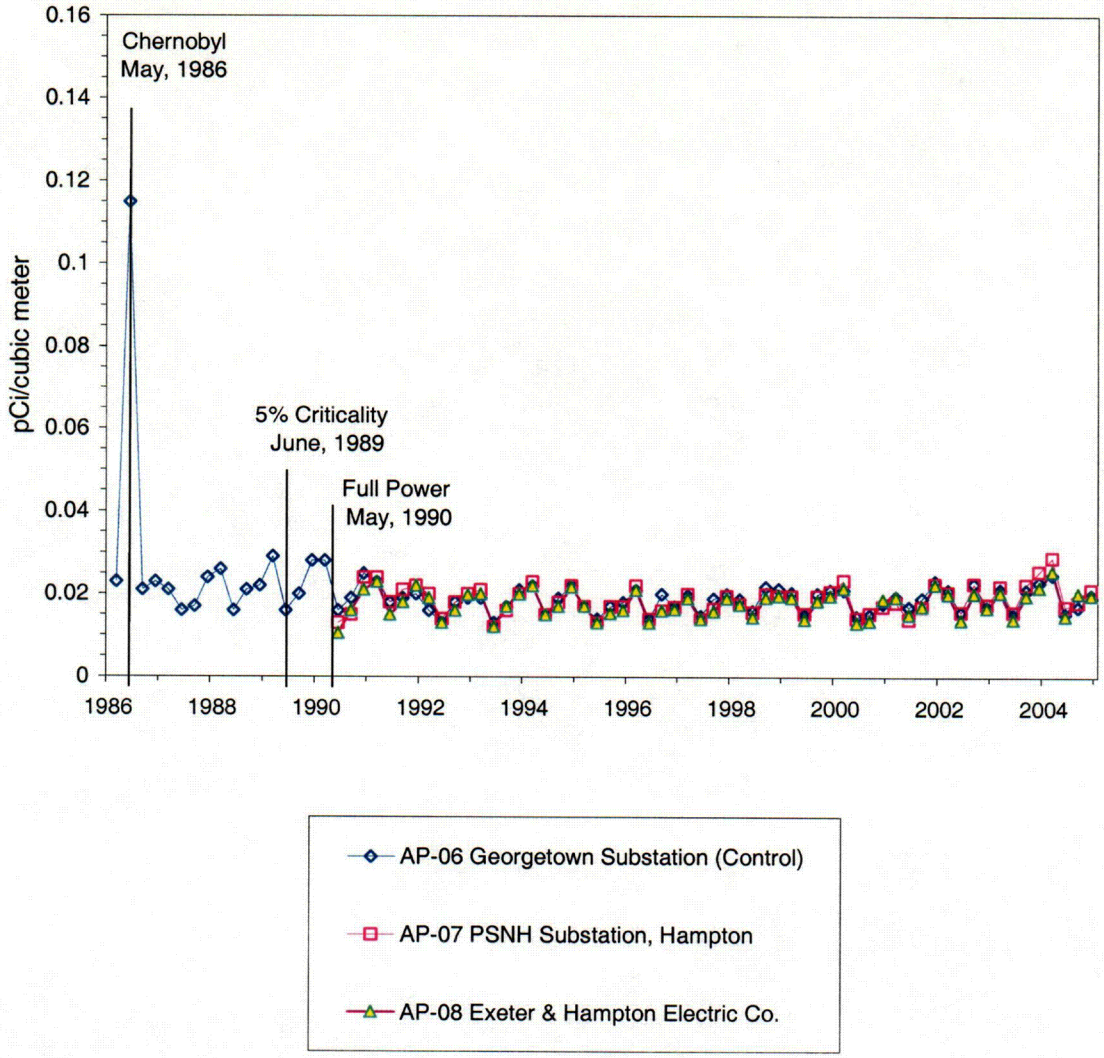

C10

FIGURE 3.2

GROSS-BETA ON AIR PARTICULATE FILTERS
QUARTERLY AVERAGES
SEABROOK STATION

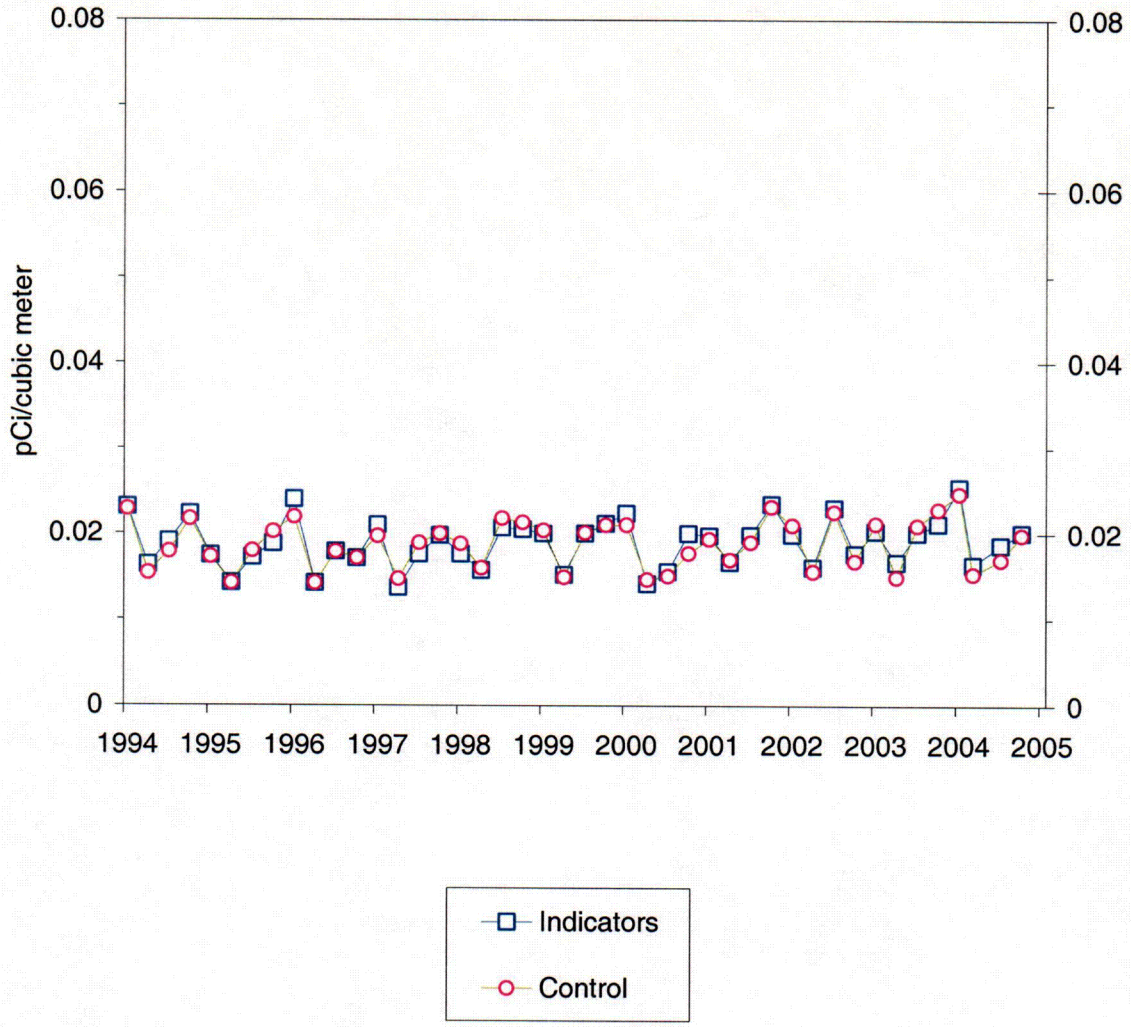

C11

Radiological Environmental Program Summary
Seabrook Nuclear Power Station, Seabrook, NH
(January - December 2004)

MEDIUM: Air Particulates (AP) UNITS: pCi/cubic meter

Radionuclides (No. Analyses) (Non-Routine*)		Required LLD	Indicator Stations Mean Range (No. Detected**)	Station With Highest Mean Station	Station With Highest Mean Mean Range (No. Detected**)	Control Stations Mean Range (No. Detected**)
GR-B	(274) (0)	0.01	2.0E -2 (7.9 - 38.0)E -3 (256/ 256)	05	2.2E -2 (1.2 - 3.5)E -2 (31/ 31)	2.2E -2 (6.5 - 31.6)E -3 (18/ 18)
Be-7	(34) (0)		9.6E -2 (3.5 - 15.0)E -2 (29/ 32)	05	1.1E -1 (7.8 - 15.0)E -2 (4/ 4)	-1.2E -2 (-1.1 - 0.9)E -1 (1/ 2)
K-40	(34) (0)		-7.4E -3 (-5.2 - 1.5)E -2 (0/ 32)	02	-3.8E -3 (-2.9 - 0.7)E -2 (0/ 4)	-1.6E -2 (-2.4 - -0.7)E -2 (0/ 2)
Cr-51	(34) (0)		5.6E -3 (-4.4 - 30.0)E -2 (0/ 32)	09	7.3E -2 (-7.0 - 300.0)E -3 (0/ 4)	-5.8E 0 (-1.2 - 0.0)E 1 (0/ 2)
Mn-54	(34) (0)		-1.3E -4 (-1.2 - 0.8)E -3 (0/ 32)	01	2.0E -4 (-6.1 - 7.7)E -4 (0/ 4)	-5.6E -4 (-1.4 - 0.3)E -3 (0/ 2)
Co-57	(34) (0)		-8.6E -5 (-6.8 - 6.4)E -4 (0/ 32)	06	6.7E -4 (5.3 - 8.0)E -4 (0/ 2)	6.7E -4 (5.3 - 8.0)E -4 (0/ 2)
Co-58	(34) (0)		-1.1E -4 (-1.4 - 1.0)E -3 (0/ 32)	01	2.1E -4 (-2.7 - 9.8)E -4 (0/ 4)	1.5E -4 (-6.0 - 9.0)E -4 (0/ 2)
Fe-59	(34) (0)		1.1E -4 (-6.2 - 14.0)E -3 (0/ 32)	06	7.6E -2 (1.2 - 150.0)E -3 (0/ 2)	7.6E -2 (1.2 - 150.0)E -3 (0/ 2)
Co-60	(34) (0)		-2.2E -5 (-1.6 - 1.6)E -3 (0/ 32)	06	9.3E -4 (2.0 - 16.5)E -4 (0/ 2)	9.3E -4 (2.0 - 16.5)E -4 (0/ 2)
Zn-65	(34) (0)		-8.8E -4 (-5.6 - 2.3)E -3 (0/ 32)	09	-2.3E -5 (-2.8 - 1.8)E -3 (0/ 4)	-1.4E -3 (-2.3 - -0.5)E -3 (0/ 2)
Se-75	(34) (0)		2.0E -4 (-1.6 - 1.5)E -3 (0/ 32)	06	5.5E -4 (4.0 - 7.0)E -4 (0/ 2)	5.5E -4 (4.0 - 7.0)E -4 (0/ 2)
Zr-95	(34) (0)		-7.4E -5 (-4.9 - 3.5)E -3 (0/ 32)	01	1.9E -3 (-8.0 - 35.0)E -4 (0/ 4)	-1.6E -2 (-3.2 - 0.0)E -2 (0/ 2)

* Non-Routine refers to those radionuclides that exceeded the Reporting Levels in ODCM Table A.9.1-3.
** The fraction of sample analyses yielding detectable measurements (i.e. >3 standard deviations) is shown in parentheses.

Radiological Environmental Program Summary
Seabrook Nuclear Power Station, Seabrook, NH
(January - December 2004)

MEDIUM: Air Particulates (AP) UNITS: pCi/cubic meter

Radionuclides (No. Analyses) (Non-Routine*)		Required LLD	Indicator Stations Mean Range (No. Detected**)	Station With Highest Mean: Station	Station With Highest Mean: Mean Range (No. Detected**)	Control Stations Mean Range (No. Detected**)
Ru-103	(34)		8.8E -4	06	1.4E -2	1.4E -2
	(0)		(-3.8 - 36.0)E -3		(9.0 - 270.0)E -4	(9.0 - 270.0)E -4
			(0/ 32)		(0/ 2)	(0/ 2)
Ru-106	(34)		-6.1E -4	01	2.9E -3	1.9E -3
	(0)		(-1.2 - 0.8)E -2		(-2.0 - 6.4)E -3	(1.4 - 2.4)E -3
			(0/ 32)		(0/ 4)	(0/ 2)
Ag-108m	(34)		0.0E 0	02	1.3E -4	1.1E -4
	(0)		(-6.0 - 3.9)E -4		(-8.0 - 35.0)E -5	(-5.1 - 7.4)E -4
			(0/ 32)		(0/ 4)	(0/ 2)
Ag-110m	(34)		3.5E -5	06	7.2E -4	7.2E -4
	(0)		(-1.2 - 1.6)E -3		(-3.6 - 18.0)E -4	(-3.6 - 18.0)E -4
			(0/ 32)		(0/ 2)	(0/ 2)
Sb-124	(34)		7.8E -4	06	2.3E -2	2.3E -2
	(0)		(-4.3 - 28.0)E -3		(-6.7 - 53.0)E -3	(-6.7 - 53.0)E -3
			(0/ 32)		(0/ 2)	(0/ 2)
Sb-125	(34)		1.2E -4	07	1.3E -3	-2.6E -3
	(0)		(-2.8 - 3.4)E -3		(-5.0 - 33.0)E -4	(-3.0 - -2.1)E -3
			(0/ 32)		(0/ 4)	(0/ 2)
I-131	(34)		-1.8E 4	08	3.9E -2	-2.6E -2
	(0)		(-5.7 - 0.0)E 5		(2.6 - 5.5)E -2	(-5.2 - 0.0)E -2
			(0/ 32)		(0/ 4)	(0/ 2)
Cs-134	(34)	0.05	-1.8E -5	04	4.2E -4	6.0E -5
	(0)		(-8.7 - 15.6)E -4		(7.0 - 115.0)E -5	(-1.3 - 2.5)E -4
			(0/ 32)		(0/ 4)	(0/ 2)
Cs-137	(34)	0.06	-2.9E -4	06	3.4E -4	3.4E -4
	(0)		(-1.7 - 1.0)E -3		(-3.3 - 10.0)E -4	(-3.3 - 10.0)E -4
			(0/ 32)		(0/ 2)	(0/ 2)
Ba-140	(34)		2.0E 1	06	2.5E 3	2.5E 3
	(0)		(-7.1 - 65000.0)E -2		(5.4 - 500000.0)E -2	(5.4 - 500000.0)E -2
			(0/ 32)		(0/ 2)	(0/ 2)
Ce-141	(34)		8.2E -4	09	8.9E -3	-2.1E -1
	(0)		(-4.1 - 33.0)E -3		(7.0 - 330.0)E -4	(-4.2 - 0.0)E -1
			(0/ 32)		(0/ 4)	(0/ 2)
Ce-144	(34)		-3.4E -4	01	2.3E -3	-8.5E -4
	(0)		(-4.0 - 5.7)E -3		(0.0 - 5.7)E -3	(-2.1 - 0.4)E -3
			(0/ 32)		(0/ 4)	(0/ 2)
Th-232	(34)		-3.8E -5	03	1.0E -3	8.0E -4
	(0)		(-4.5 - 3.3)E -3		(3.0 - 22.0)E -4	(-2.0 - 18.0)E -4
			(0/ 32)		(0/ 4)	(0/ 2)

* Non-Routine refers to those radionuclides that exceeded the Reporting Levels in ODCM Table A.9.1-3.
** The fraction of sample analyses yielding detectable measurements (i.e. >3 standard deviations) is shown in parentheses.

3.2 Charcoal Filters

Charcoal filter cartridges are in series with the air particulate glass-fiber filters. Monitoring stations were established at a total of eight locations (five are required by the ODCM). Seven of these are indicators and one is a control. Charcoal filters from the air sampling stations were collected and analyzed for I-131 activity to a lower limit of detection (LLD) of 0.07 pCi/m^3.

During 2004, a total of 274 charcoal cartridges from eight locations were analyzed. As described for the air particulate samplers (see Section 3.1), the collection cycles for the charcoal filters was extended from weekly to biweekly during 2004. An iodine decay analysis compared a 1-week vs. 2-week air sampling cycle and the ability to detect iodine. For the assumption of chronic air concentrations of I-131, the longer collection time results in a higher total deposition of I-131 that remains on the cartridge at counting time and, therefore, an MDA (Minimum Detectable Activity) equal to or better than the 1-week cycle. For potential short duration releases of I-131, a modest increase in sampler flow rate (to approximately 1.8 SCFM) provides for a higher iodine collection factor per unit time. This higher collection factor compensates for the decay losses due to the longer turn-around time with a 2-week change-out cycle such that the effective detection capability remains about the same.

No sample analysis indicated a detectable measurement for I-131 that was statistically relevant (positive) at the air sampling locations stated in the ODCM.

The REMP program has detected no radioiodine at any offsite air sample location, since Seabrook Station's initial criticality of June 1989. The pre-operational data for I-131 are consistent with present data. The estimated organ doses from iodine in gaseous effluents are well below the 10CFR50, Appendix I dose criteria for the reporting period. Therefore, no increasing or decreasing trends were observed.

Charcoal filter sample collection and analysis deviations from the ODCM required program are described in Section 4.

Radiological Environmental Program Summary
Seabrook Nuclear Power Station, Seabrook, NH
(January - December 2004)

MEDIUM: Charcoal Cartridge (CF) UNITS: pCi/cubic meter

Radionuclides (No. Analyses) (Non-Routine*)		Required LLD	Indicator Stations Mean Range (No. Detected**)	Station With Highest Mean Station	Station With Highest Mean Mean Range (No. Detected**)	Control Stations Mean Range (No. Detected**)
I-131	(274) (0)	0.07	4.9E -4 (-3.0 - 2.1)E -2 (0/ 256)	04	2.0E -3 (-9.7 - 18.8)E -3 (0/ 36)	-3.9E -5 (-1.8 - 1.8)E -2 (0/ 18)

* Non-Routine refers to those radionuclides that exceeded the Reporting Levels in ODCM Table A.9.1-3.
** The fraction of sample analyses yielding detectable measurements (i.e. >3 standard deviations) is shown in parentheses.

3.3 Milk

Milk samples were collected semi-monthly during the pasture season and monthly at other times. Samples are analyzed for I-131 and gamma-emitting radionuclides.

The ODCM (Table A.9.1-1) requires that milk samples be collected from three locations within 5 km of the plant having the highest dose potential. If there are none, then one sample from milking animals in each of three areas between 5 to 8 km distant where the doses are calculated to be greater than 1 mrem/yr. At the end of 2003, one of the farms in the sample collection area (TM-16) was relocated and became unavailable as a REMP milk sampling site. No milk samples from TM-16 were collected in 2004. Due to the limited inventory of milk animals in the site area, as reconfirmed by the 2004 Land Use Census, no suitable substitute location was available to replace the lost sample site bringing the number of available sample locations to less than the number required by the ODCM sampling program (no available milk within 5 km, and only two milk location between 5 and 8 km). The ODCM allows for broad leaf vegetation samples to be collected if milk sampling is not performed in accordance to the REMP requirements. As a result, two new site boundary and one control vegetation collection locations were added to the REMP in 2004 to compensate for the limited milk sampling (see Section 3.12).

A total of 72 milk samples were collected within the year from available locations. Each sample was analyzed for gamma emitting radionuclides. In addition, all samples were evaluated for I-131 through an iodine extraction process. Gamma analysis indicated only potassium-40 was present. No detectable concentrations of Cs-137 were measured in any sample collected in 2004, as was the case in previous years. Past detection of Cs-137 is attributed to atmospheric nuclear weapons testing that persist in the environment based on similar measurements during the pre-operational period of the REMP. Figures 3.3 , 3.3.1, 3.4, and 3.4.1 illustrate the analysis results for Cs-137 in milk over the current year (2004) and previous years of the REMP.

Potassium-40 was detected in all indicator and control locations. Potassium-40 is a naturally occurring nuclide detected in many environmental sample media.

Iodine-131 was not positively identified at any location for the year. The samples met the Lower Limit of Detection (LLD) requirements (1 pCi/kg) for I-131 in milk. This is consistent with previous years for both the pre-operational and operational phases of the program.

The calculated dose as the result of plant effluents is not evaluated due to the fact that no plant related radionuclides were detected. The milk-sampling program demonstrated that there is no impact to the public or environment, through this pathway, from plant operations. Therefore, no increasing or decreasing trends were observed.

Milk sample collection and analysis deviations from the ODCM required program are described in Section 4.

FIGURE 3.3

CESIUM-137 IN MILK
SEABROOK STATION

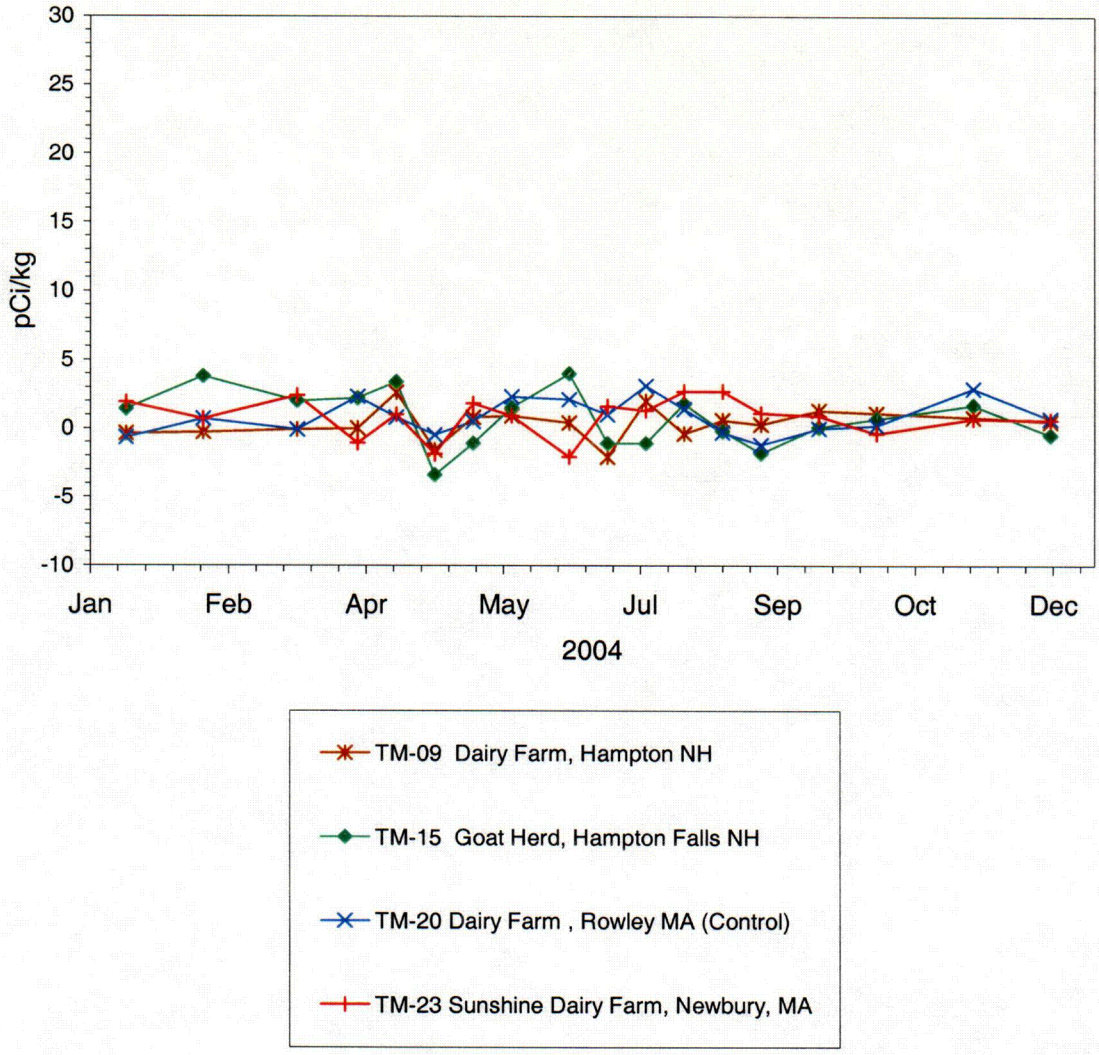

C12

FIGURE 3.3.1

CESIUM-137 IN MILK
ANNUAL AVERAGE CONCENTRATIONS

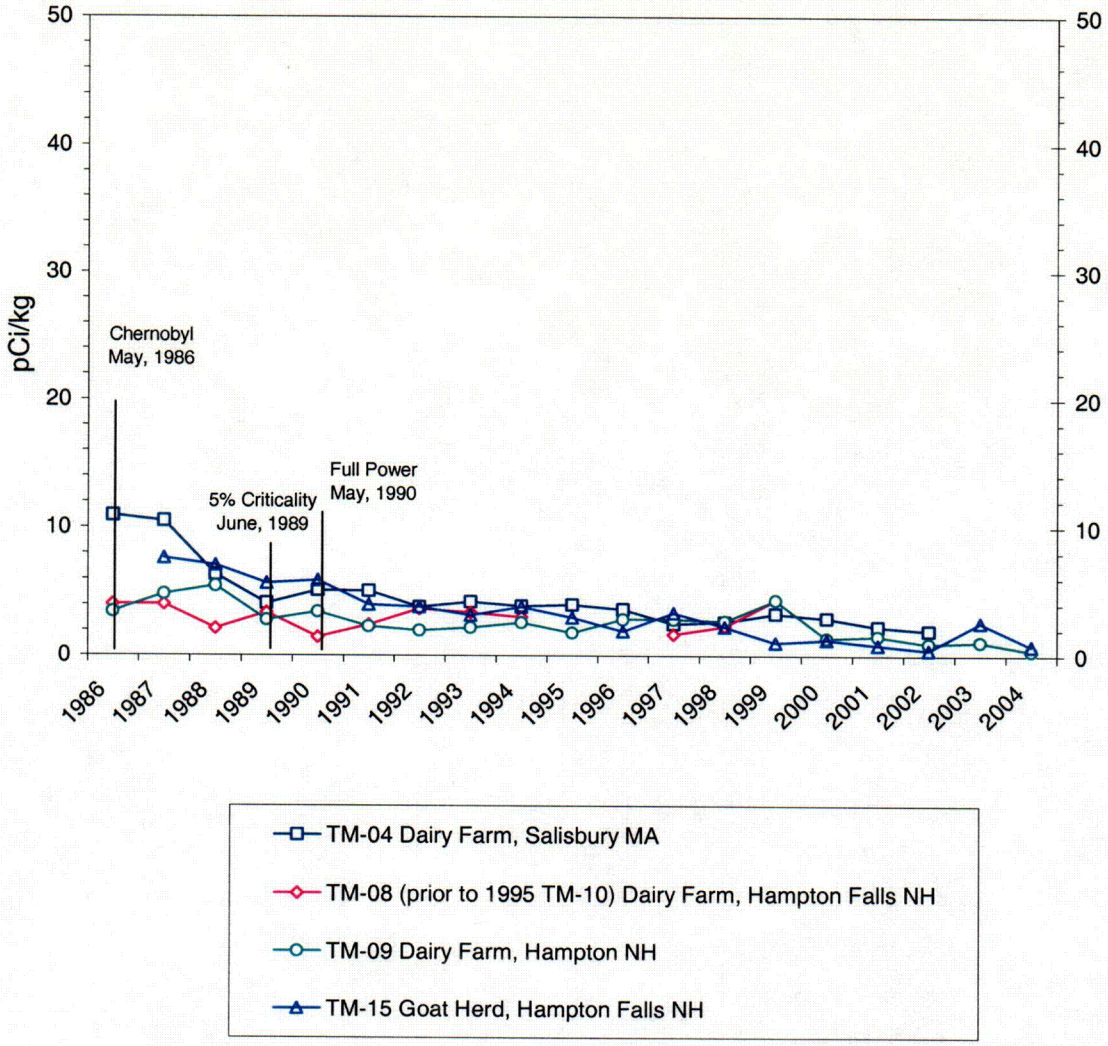

C13

FIGURE 3.4

CESIUM -137 IN MILK
SEABROOK STATION

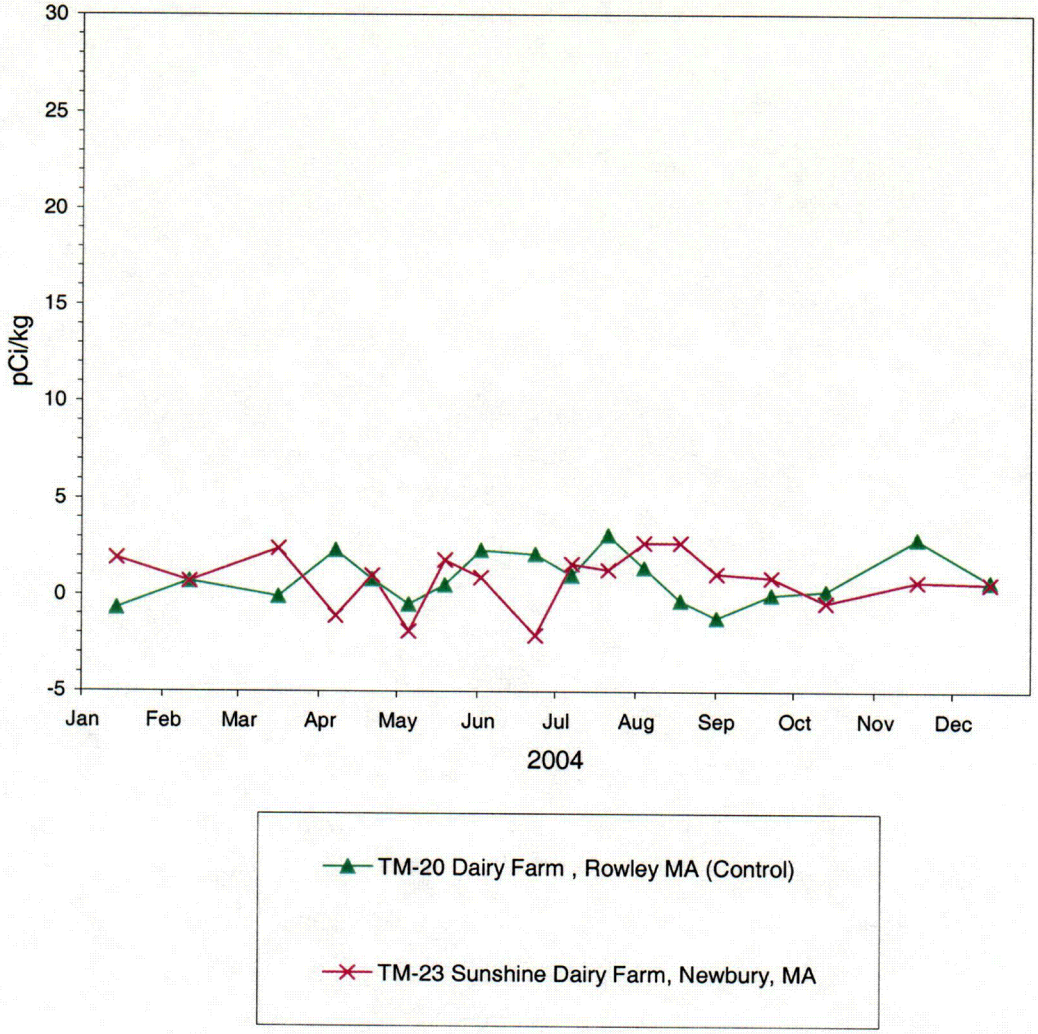

C14

FIGURE 3.4.1

CESIUM-137 IN MILK
ANNUAL AVERAGE CONCENTRATIONS

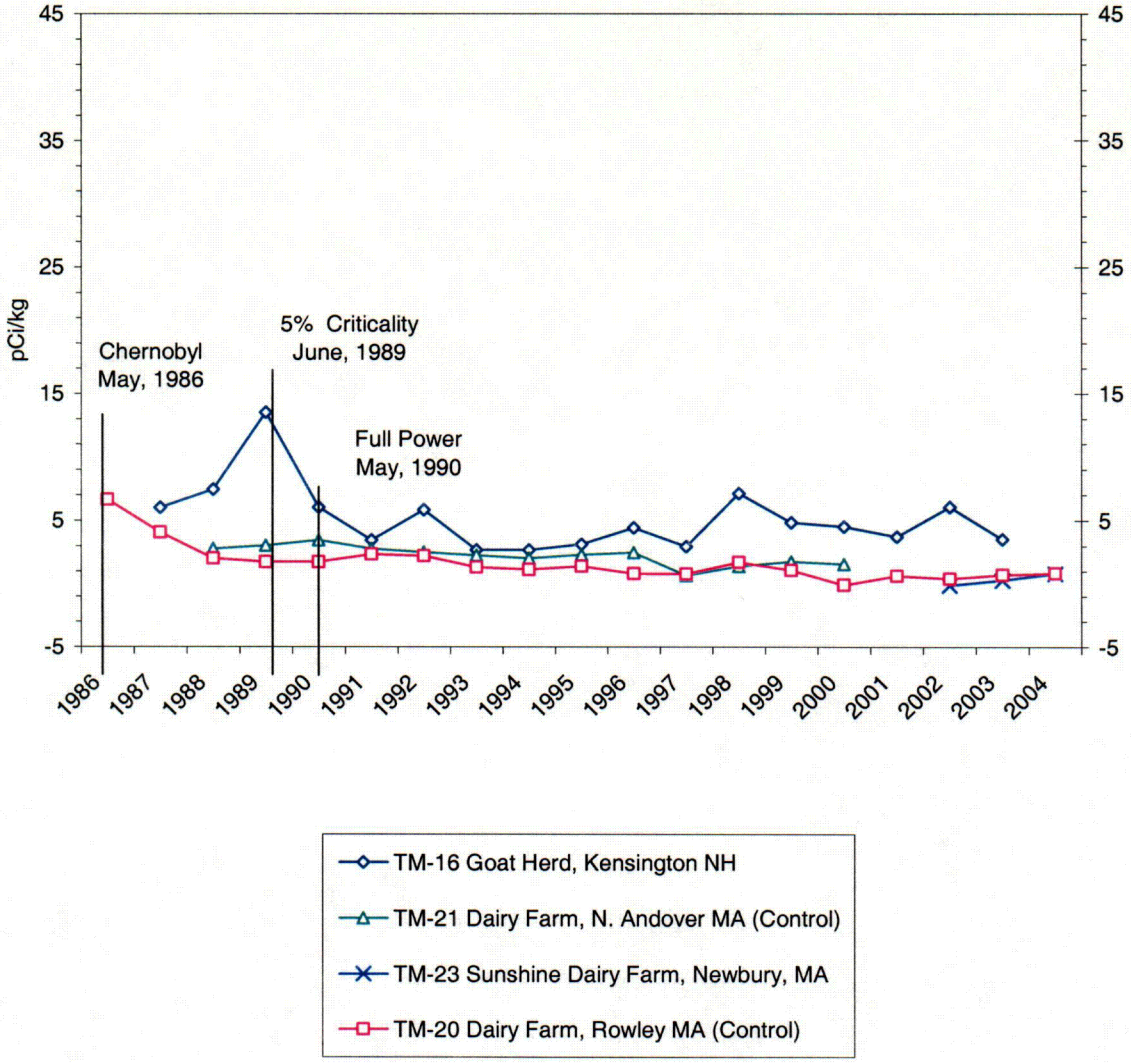

C15

Radiological Environmental Program Summary
Seabrook Nuclear Power Station, Seabrook, NH
(January - December 2004)

MEDIUM: Milk (TM) UNITS: pCi/kg

Radionuclides (No. Analyses) (Non-Routine*)		Required LLD	Indicator Stations Mean Range (No. Detected**)	Station With Highest Mean Station	Station With Highest Mean Mean Range (No. Detected**)	Control Stations Mean Range (No. Detected**)
Be-7	(72) (0)		1.5E 0 (-2.6 - 3.6)E 1 (0/ 54)	15	4.5E 0 (-1.9 - 3.6)E 1 (0/ 18)	-2.8E 0 (-3.5 - 2.9)E 1 (0/ 18)
K-40	(72) (0)		1.4E 3 (1.2 - 1.8)E 3 (54/ 54)	15	1.5E 3 (1.2 - 1.8)E 3 (18/ 18)	1.3E 3 (1.2 - 1.5)E 3 (18/ 18)
Cr-51	(72) (0)		3.4E 0 (-4.9 - 5.3)E 1 (0/ 54)	15	7.2E 0 (-1.4 - 5.3)E 1 (0/ 18)	6.9E 0 (-3.0 - 3.9)E 1 (0/ 18)
Mn-54	(72) (0)		4.0E -1 (-3.7 - 5.0)E 0 (0/ 54)	09	6.7E -1 (-2.0 - 5.0)E 0 (0/ 18)	-3.8E -1 (-5.2 - 2.9)E 0 (0/ 18)
Co-57	(72) (0)		2.8E -1 (-3.2 - 3.7)E 0 (0/ 54)	23	7.4E -1 (-1.2 - 3.7)E 0 (0/ 18)	-2.3E -1 (-2.0 - 2.3)E 0 (0/ 18)
Co-58	(72) (0)		-4.6E -1 (-4.5 - 4.6)E 0 (0/ 54)	20	5.0E -2 (-3.4 - 3.3)E 0 (0/ 18)	5.0E -2 (-3.4 - 3.3)E 0 (0/ 18)
Fe-59	(72) (0)		3.7E -1 (-1.1 - 1.2)E 1 (0/ 54)	09	1.1E 0 (-9.4 - 10.6)E 0 (0/ 18)	4.0E -1 (-1.0 - 1.2)E 1 (0/ 18)
Co-60	(72) (0)		5.5E -1 (-3.1 - 6.9)E 0 (0/ 54)	23	9.3E -1 (-2.5 - 4.8)E 0 (0/ 18)	-6.6E -1 (-4.1 - 5.2)E 0 (0/ 18)
Zn-65	(72) (0)		-2.5E 0 (-1.3 - 0.6)E 1 (0/ 54)	23	-1.9E 0 (-1.3 - 0.5)E 1 (0/ 18)	-2.5E 0 (-1.1 - 0.5)E 1 (0/ 18)
Se-75	(72) (0)		1.5E -1 (-3.4 - 3.3)E 0 (0/ 54)	20	5.6E -1 (-2.0 - 3.0)E 0 (0/ 18)	5.6E -1 (-2.0 - 3.0)E 0 (0/ 18)
Zr-95	(72) (0)		-1.1E -1 (-9.7 - 6.7)E 0 (0/ 54)	15	4.9E -1 (-6.3 - 5.0)E 0 (0/ 18)	-1.7E 0 (-6.5 - 4.1)E 0 (0/ 18)
Ru-103	(72) (0)		-1.0E 0 (-6.0 - 4.7)E 0 (0/ 54)	15	-6.3E -1 (-4.8 - 1.7)E 0 (0/ 18)	-1.3E 0 (-4.8 - 2.7)E 0 (0/ 18)

* Non-Routine refers to those radionuclides that exceeded the Reporting Levels in ODCM Table A.9.1-3.
** The fraction of sample analyses yielding detectable measurements (i.e. >3 standard deviations) is shown in parentheses.

Radiological Environmental Program Summary
Seabrook Nuclear Power Station, Seabrook, NH
(January - December 2004)

MEDIUM: Milk (TM) UNITS: pCi/kg

Radionuclides (No. Analyses) (Non-Routine*)		Required LLD	Indicator Stations Mean Range (No. Detected**)	Station With Highest Mean Station	Station With Highest Mean Mean Range (No. Detected**)	Control Stations Mean Range (No. Detected**)
Ru-106	(72) (0)		1.6E 0 (-3.7 - 3.1)E 1 (0/ 54)	15	7.3E 0 (-2.1 - 3.1)E 1 (0/ 18)	-1.3E 0 (-3.0 - 2.6)E 1 (0/ 18)
Ag-108m	(72) (0)		-1.0E -1 (-3.1 - 4.6)E 0 (0/ 54)	23	6.0E -2 (-2.3 - 2.3)E 0 (0/ 18)	-1.3E -1 (-3.2 - 1.8)E 0 (0/ 18)
Ag-110m	(72) (0)		-1.4E -1 (-4.3 - 5.1)E 0 (0/ 54)	20	7.2E -1 (-7.4 - 6.1)E 0 (0/ 18)	7.2E -1 (-7.4 - 6.1)E 0 (0/ 18)
Sb-124	(72) (0)		5.8E -1 (-9.5 - 11.2)E 0 (0/ 54)	15	1.6E 0 (-7.2 - 10.6)E 0 (0/ 18)	3.9E -1 (-5.9 - 13.0)E 0 (0/ 18)
Sb-125	(72) (0)		6.4E -1 (-8.4 - 13.1)E 0 (0/ 54)	15	1.6E 0 (-4.4 - 13.1)E 0 (0/ 18)	-5.2E -1 (-1.2 - 0.7)E 1 (0/ 18)
I-131	(72) (0)	1	8.6E -2 (-4.6 - 5.7)E -1 (0/ 54)	15	1.3E -1 (-4.6 - 5.7)E -1 (0/ 18)	2.5E -2 (-1.9 - 3.8)E -1 (0/ 18)
Cs-134	(72) (0)	15	1.7E -1 (-3.6 - 5.5)E 0 (0/ 54)	15	3.6E -1 (-2.7 - 4.2)E 0 (0/ 18)	-4.1E -1 (-2.7 - 2.2)E 0 (0/ 18)
Cs-137	(72) (0)	18	6.4E -1 (-3.4 - 4.0)E 0 (0/ 54)	20	8.4E -1 (-1.2 - 3.1)E 0 (0/ 18)	8.4E -1 (-1.2 - 3.1)E 0 (0/ 18)
Ba-140	(72) (0)	15	-1.8E -1 (-5.9 - 6.7)E 0 (0/ 54)	20	6.0E -1 (-4.1 - 5.3)E 0 (0/ 18)	6.0E -1 (-4.1 - 5.3)E 0 (0/ 18)
Ce-141	(72) (0)		-5.4E -2 (-5.9 - 8.9)E 0 (0/ 54)	15	2.7E -1 (-5.2 - 5.2)E 0 (0/ 18)	-1.1E 0 (-4.5 - 5.7)E 0 (0/ 18)
Ce-144	(72) (0)		-2.8E -1 (-2.2 - 2.8)E 1 (0/ 54)	15	3.0E 0 (-1.3 - 2.8)E 1 (0/ 18)	4.5E -1 (-2.1 - 1.7)E 1 (0/ 18)
Th-232	(72) (0)		7.2E -1 (-1.2 - 2.6)E 1 (0/ 54)	23	2.5E 0 (-3.5 - 12.9)E 0 (0/ 18)	1.9E 0 (-1.1 - 1.1)E 1 (0/ 18)

* Non-Routine refers to those radionuclides that exceeded the Reporting Levels in ODCM Table A.9.1-3.
** The fraction of sample analyses yielding detectable measurements (i.e. >3 standard deviations) is shown in parentheses.

3.4 Surface Water

Surface water (seawater) grab samples are required at two locations (control and indicator) monthly. The indicator (01) is over the vicinity of the plant discharge. The control location (51) is located in Ipswich Bay, MA. A gamma analysis is performed on each sample. A tritium analysis is performed on the quarterly composite of these samples.

For the year, 24-gamma analyses were performed on surface water samples. The only radionuclide detected in 2004 was naturally occurring K-40. No plant related nuclides were detected. The present data for gamma emitters in seawater is consistent with that of the pre-operational program and previous years of operations. Therefore, no increasing or decreasing trends were observed.

Quarterly composites from the same gamma collection samples were analyzed for tritium. Eight samples were analyzed in 2004. The monthly composites showed no presence of tritium. The composites met the required LLD (3000 pCi/kg) for tritium in seawater. These results are consistent with pre-operational tritium data.

The calculated dose, as the result of plant effluents is not evaluated due to the fact that no plant related radionuclides were or have been detected. Therefore, no increasing or decreasing trends in dose were observed. This sampling program demonstrates that there is no impact to the public or environment, through this pathway, from plant operations.

Surface water sample collection and analysis deviations from the ODCM required program are described in Section 4.

Radiological Environmental Program Summary
Seabrook Nuclear Power Station, Seabrook, NH
(January - December 2004)

MEDIUM: Sea Water (WS) UNITS: pCi/kg

Radionuclides (No. Analyses) (Non-Routine*)		Required LLD	Indicator Stations Mean Range (No. Detected**)	Station With Highest Mean Station	Station With Highest Mean Mean Range (No. Detected**)	Control Stations Mean Range (No. Detected**)
H-3	(8)	3000	-1.1E 2	51	2.0E 2	2.0E 2
	(0)		(-5.4 - 4.2)E 2 (0/ 4)		(-1.1 - 4.5)E 2 (0/ 4)	(-1.1 - 4.5)E 2 (0/ 4)
Be-7	(24)		-4.8E 0	51	3.7E 0	3.7E 0
	(0)		(-1.7 - 1.0)E 1 (0/ 12)		(-1.7 - 3.6)E 1 (0/ 12)	(-1.7 - 3.6)E 1 (0/ 12)
K-40	(24)		2.9E 2	01	2.9E 2	2.8E 2
	(0)		(2.4 - 3.3)E 2 (12/ 12)		(2.4 - 3.3)E 2 (12/ 12)	(2.3 - 3.4)E 2 (12/ 12)
Cr-51	(24)		3.8E 0	01	3.8E 0	-3.0E 0
	(0)		(-1.3 - 2.2)E 1 (0/ 12)		(-1.3 - 2.2)E 1 (0/ 12)	(-2.9 - 2.1)E 1 (0/ 12)
Mn-54	(24)	15	-1.8E -1	51	8.0E -2	8.0E -2
	(0)		(-1.8 - 0.9)E 0 (0/ 12)		(-2.0 - 1.7)E 0 (0/ 12)	(-2.0 - 1.7)E 0 (0/ 12)
Co-57	(24)		4.6E -1	01	4.6E -1	-3.3E -1
	(0)		(-1.3 - 1.7)E 0 (0/ 12)		(-1.3 - 1.7)E 0 (0/ 12)	(-1.9 - 2.5)E 0 (0/ 12)
Co-58	(24)	15	1.0E -1	51	6.7E -1	6.7E -1
	(0)		(-1.5 - 1.9)E 0 (0/ 12)		(-2.2 - 5.0)E 0 (0/ 12)	(-2.2 - 5.0)E 0 (0/ 12)
Fe-59	(24)	30	-5.2E -1	51	2.0E 0	2.0E 0
	(0)		(-7.5 - 8.2)E 0 (0/ 12)		(-4.9 - 11.2)E 0 (0/ 12)	(-4.9 - 11.2)E 0 (0/ 12)
Co-60	(24)	15	-1.9E -1	51	4.3E -1	4.3E -1
	(0)		(-1.9 - 1.4)E 0 (0/ 12)		(-1.2 - 2.3)E 0 (0/ 12)	(-1.2 - 2.3)E 0 (0/ 12)
Zn-65	(24)	30	-1.4E 0	01	-1.4E 0	-2.2E 0
	(0)		(-8.2 - 12.2)E 0 (0/ 12)		(-8.2 - 12.2)E 0 (0/ 12)	(-6.2 - 2.5)E 0 (0/ 12)
Se-75	(24)		-5.8E -1	01	-5.8E -1	-8.1E -1
	(0)		(-3.0 - 1.1)E 0 (0/ 12)		(-3.0 - 1.1)E 0 (0/ 12)	(-3.0 - 1.0)E 0 (0/ 12)
Zr-95	(24)	15	-4.7E -1	51	-3.2E -1	-3.2E -1
	(0)		(-4.2 - 3.3)E 0 (0/ 12)		(-4.6 - 3.5)E 0 (0/ 12)	(-4.6 - 3.5)E 0 (0/ 12)

* Non-Routine refers to those radionuclides that exceeded the Reporting Levels in ODCM Table A.9.1-3.
** The fraction of sample analyses yielding detectable measurements (i.e. >3 standard deviations) is shown in parentheses

Radiological Environmental Program Summary
Seabrook Nuclear Power Station, Seabrook, NH
(January - December 2004)

MEDIUM: Sea Water (WS) UNITS: pCi/kg

Radionuclides (No. Analyses) (Non-Routine*)		Required LLD	Indicator Stations Mean Range (No. Detected**)	Station With Highest Mean Station	Station With Highest Mean Mean Range (No. Detected**)	Control Stations Mean Range (No. Detected**)
Ru-103	(24) (0)		-1.1E 0 (-3.5 - 3.1)E 0 (0/ 12)	01	-1.1E 0 (-3.5 - 3.1)E 0 (0/ 12)	-1.5E 0 (-4.7 - 0.1)E 0 (0/ 12)
Ru-106	(24) (0)		-2.0E 0 (-1.7 - 2.4)E 1 (0/ 12)	51	2.9E 0 (-2.6 - 2.1)E 1 (0/ 12)	2.9E 0 (-2.6 - 2.1)E 1 (0/ 12)
Ag-108m	(24) (0)		-1.4E -1 (-1.8 - 1.2)E 0 (0/ 12)	51	-8.2E -2 (-2.0 - 1.5)E 0 (0/ 12)	-8.2E -2 (-2.0 - 1.5)E 0 (0/ 12)
Ag-110m	(24) (0)		4.9E -1 (-4.0 - 3.3)E 0 (0/ 12)	51	5.1E -1 (-3.8 - 5.2)E 0 (0/ 12)	5.1E -1 (-3.8 - 5.2)E 0 (0/ 12)
Sb-124	(24) (0)		-5.8E -1 (-5.1 - 5.6)E 0 (0/ 12)	01	-5.8E -1 (-5.1 - 5.6)E 0 (0/ 12)	-1.1E 0 (-7.3 - 6.5)E 0 (0/ 12)
Sb-125	(24) (0)		6.4E -1 (-5.2 - 4.9)E 0 (0/ 12)	01	6.4E -1 (-5.2 - 4.9)E 0 (0/ 12)	3.5E -1 (-6.3 - 9.1)E 0 (0/ 12)
I-131	(24) (0)	15	2.8E 0 (-2.8 - 7.9)E 0 (0/ 12)	01	2.8E 0 (-2.8 - 7.9)E 0 (0/ 12)	6.9E -1 (-6.3 - 8.5)E 0 (0/ 12)
Cs-134	(24) (0)	15	2.1E -1 (-3.3 - 3.1)E 0 (0/ 12)	51	2.8E -1 (-2.5 - 2.7)E 0 (0/ 12)	2.8E -1 (-2.5 - 2.7)E 0 (0/ 12)
Cs-137	(24) (0)	18	-8.5E -2 (-2.6 - 2.2)E 0 (0/ 12)	51	2.1E -2 (-1.6 - 1.8)E 0 (0/ 12)	2.1E -2 (-1.6 - 1.8)E 0 (0/ 12)
Ba-140	(24) (0)	15	-2.4E 0 (-6.7 - 1.7)E 0 (0/ 12)	51	-7.8E -1 (-4.8 - 4.7)E 0 (0/ 12)	-7.8E -1 (-4.8 - 4.7)E 0 (0/ 12)
Ce-141	(24) (0)		3.3E -1 (-3.8 - 4.7)E 0 (0/ 12)	01	3.3E -1 (-3.8 - 4.7)E 0 (0/ 12)	-1.7E 0 (-8.4 - 3.0)E 0 (0/ 12)
Ce-144	(24) (0)		2.3E 0 (-6.0 - 13.2)E 0 (0/ 12)	51	4.4E 0 (-8.9 - 13.8)E 0 (0/ 12)	4.4E 0 (-8.9 - 13.8)E 0 (0/ 12)
Th-232	(24) (0)		2.6E 0 (-6.5 - 10.3)E 0 (0/ 12)	01	2.6E 0 (-6.5 - 10.3)E 0 (0/ 12)	1.5E 0 (-4.7 - 10.4)E 0 (0/ 12)

* Non-Routine refers to those radionuclides that exceeded the Reporting Levels in ODCM Table A.9.1-3.
** The fraction of sample analyses yielding detectable measurements (i.e. >3 standard deviations) is shown in parentheses

3.5 Ground Water

There is no requirement in the ODCM to collect ground water samples. For the year, four quarterly ground water samples were collected from two locations. These samples were analyzed for gross-beta activity, gamma-emitters and tritium. These samples were collected from the drinking water line supplied to the Site (by the Town of Seabrook) and from an inactive well located approximately 1 km North of the plant.

Gross beta activity detected in all eight samples taken is due to naturally occurring radium and its daughter products. The gross beta activity seen at both locations is similar to what was seen in the pre-operational program and is consistent with results from previous years of commercial operations. Figures 3.5 and 3.5.1 indicate the current year (2004) and the long-term measurement history for gross beta in well waters. No tritium or gamma emitters were detected.

The calculated dose is not evaluated due to the fact that plant related radionuclides have not been detected. Therefore no increasing or decreasing trends were observed. There is no impact to the public, through this pathway, from plant operations.

Any sample collection and analysis deviations from the ODCM required program, or reportable concentrations, that may have occurred during the year are described in Section 4.

FIGURE 3.5

GROSS-BETA MEASUREMENTS OF GROUND WATER
SEABROOK STATION

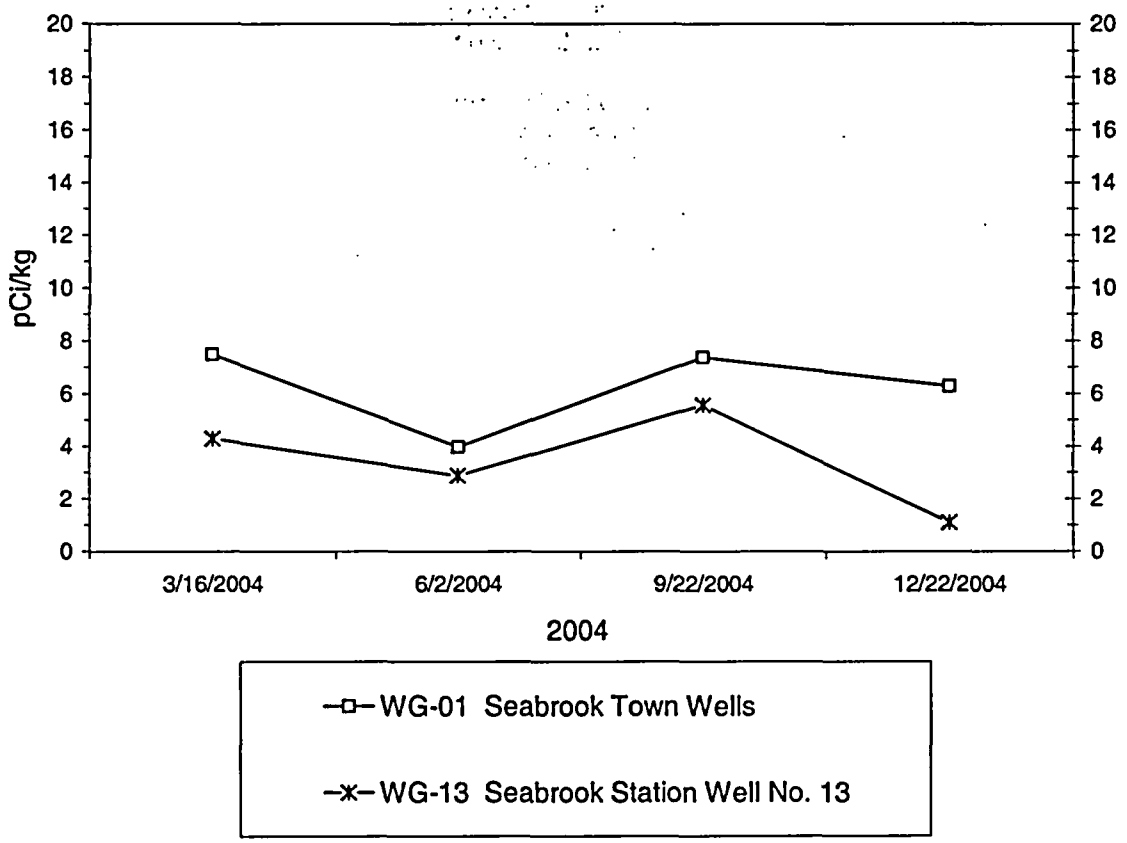

FIGURE 3.5.1

GROSS-BETA MEASUREMENTS OF GROUND WATER
SEMI-ANNUAL AVERAGES
SEABROOK STATION

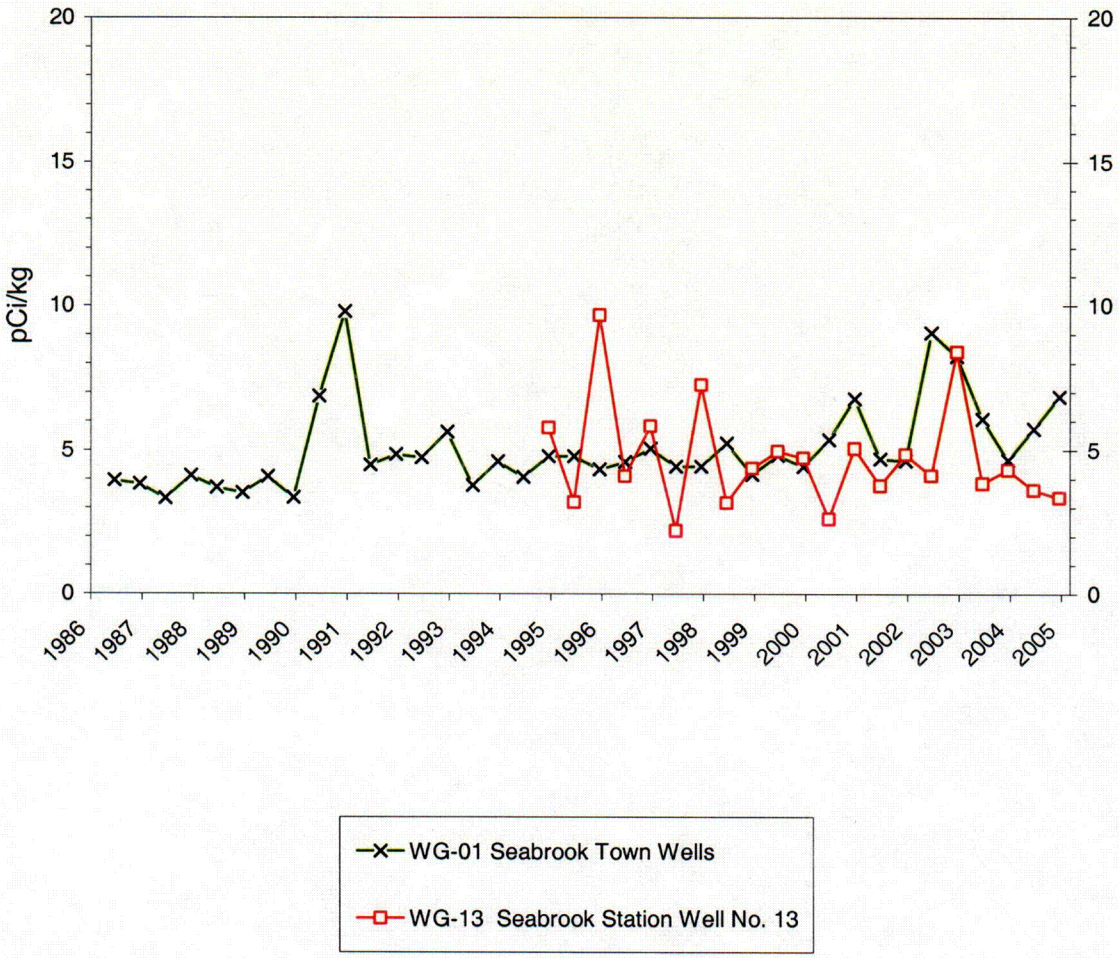

C16

Radiological Environmental Program Summary
Seabrook Nuclear Power Station, Seabrook, NH
(January - December 2004)

MEDIUM: Ground Water (WG) UNITS: pCi/liter

Radionuclides (No. Analyses) (Non-Routine*)		Required LLD	Indicator Stations Mean Range (No. Detected**)	Station With Highest Mean: Station	Station With Highest Mean: Mean Range (No. Detected**)	Control Stations Mean Range (No. Detected**)
GR-B	(8)	4	4.9E 0	01	6.3E 0	NO DATA
	(0)		(1.1 - 7.5)E 0 (6/ 8)		(4.0 - 7.5)E 0 (4/ 4)	
H-3	(8)	3000	-5.8E 1	13	7.0E 1	NO DATA
	(0)		(-5.6 - 2.3)E 2 (0/ 8)		(-3.0 - 23.0)E 1 (0/ 4)	
Be-7	(8)		-1.5E 0	01	0.0E 0	NO DATA
	(0)		(-1.6 - 2.5)E 1 (0/ 8)		(-1.3 - 2.5)E 1 (0/ 4)	
K-40	(8)		-5.0E -1	13	2.8E 0	NO DATA
	(0)		(-2.0 - 3.2)E 1 (0/ 8)		(-1.2 - 3.2)E 1 (0/ 4)	
Cr-51	(8)		-3.3E 0	13	-2.5E 0	NO DATA
	(0)		(-4.1 - 1.9)E 1 (0/ 8)		(-2.0 - 1.9)E 1 (0/ 4)	
Mn-54	(8)	15	-7.2E -1	01	-3.5E -1	NO DATA
	(0)		(-2.8 - 0.7)E 0 (0/ 8)		(-1.4 - 0.7)E 0 (0/ 4)	
Co-57	(8)		7.5E -1	13	1.4E 0	NO DATA
	(0)		(-1.0 - 3.0)E 0 (0/ 8)		(2.2 - 30.0)E -1 (0/ 4)	
Co-58	(8)	15	-3.5E -2	13	4.8E -1	NO DATA
	(0)		(-2.7 - 1.5)E 0 (0/ 8)		(-1.8 - 1.5)E 0 (0/ 4)	
Fe-59	(8)	30	1.1E 0	01	1.6E 0	NO DATA
	(0)		(-3.7 - 3.5)E 0 (0/ 8)		(-8.0 - 33.0)E -1 (0/ 4)	
Co-60	(8)	15	-4.3E -1	01	2.0E -1	NO DATA
	(0)		(-3.1 - 2.7)E 0 (0/ 8)		(-3.1 - 2.7)E 0 (0/ 4)	
Zn-65	(8)	30	2.1E 0	13	4.9E 0	NO DATA
	(0)		(-1.5 - 1.2)E 1 (0/ 8)		(-1.2 - 12.0)E 0 (0/ 4)	
Se-75	(8)		3.7E -2	13	1.6E 0	NO DATA
	(0)		(-2.5 - 4.0)E 0 (0/ 8)		(-3.0 - 40.0)E -1 (0/ 4)	
Zr-95	(8)	15	1.6E -1	01	9.0E -1	NO DATA
	(0)		(-2.4 - 1.9)E 0 (0/ 8)		(4.0 - 15.0)E -1 (0/ 4)	
Ru-103	(8)		-1.5E 0	01	-1.0E 0	NO DATA
	(0)		(-3.8 - 0.2)E 0 (0/ 8)		(-2.9 - 0.2)E 0 (0/ 4)	

* Non-Routine refers to those radionuclides that exceeded the Reporting Levels in ODCM Table A.9.1-3.
** The fraction of sample analyses yielding detectable measurements (i.e. >3 standard deviations) is shown in parentheses.

Radiological Environmental Program Summary
Seabrook Nuclear Power Station, Seabrook, NH
(January - December 2004)

MEDIUM: Ground Water (WG) UNITS: pCi/liter

Radionuclides (No. Analyses) (Non-Routine*)		Required LLD	Indicator Stations Mean Range (No. Detected**)	Station With Highest Mean Station	Mean Range (No. Detected**)	Control Stations Mean Range (No. Detected**)
Ru-106	(8)		5.7E 0	01	1.0E 1	NO DATA
	(0)		(-1.1 - 2.2)E 1		(-9.0 - 22.0)E 0	
			(0/ 8)		(0/ 4)	
Ag-108m	(8)		-3.8E -1	01	-3.0E -1	NO DATA
	(0)		(-1.3 - 0.7)E 0		(-1.3 - 0.7)E 0	
			(0/ 8)		(0/ 4)	
Ag-110m	(8)		-2.6E -1	01	-2.2E -1	NO DATA
	(0)		(-1.9 - 1.3)E 0		(-1.4 - 1.3)E 0	
			(0/ 8)		(0/ 4)	
Sb-124	(8)		1.5E -1	13	3.0E -1	NO DATA
	(0)		(-2.5 - 2.2)E 0		(-2.5 - 2.2)E 0	
			(0/ 8)		(0/ 4)	
Sb-125	(8)		-8.3E -1	01	-6.5E -1	NO DATA
	(0)		(-4.4 - 1.4)E 0		(-3.4 - 1.3)E 0	
			(0/ 8)		(0/ 4)	
I-131	(8)	15	1.3E 0	13	1.4E 0	NO DATA
	(0)		(-3.7 - 4.9)E 0		(-3.7 - 4.9)E 0	
			(0/ 8)		(0/ 4)	
Cs-134	(8)	15	-2.9E -1	01	-2.3E -1	NO DATA
	(0)		(-1.1 - 1.0)E 0		(-1.1 - 0.2)E 0	
			(0/ 8)		(0/ 4)	
Cs-137	(8)	18	-5.4E -2	01	5.2E -1	NO DATA
	(0)		(-1.5 - 3.0)E 0		(-1.1 - 3.0)E 0	
			(0/ 8)		(0/ 4)	
Ba-140	(8)	15	4.5E -1	13	5.8E -1	NO DATA
	(0)		(-3.7 - 6.2)E 0		(-1.4 - 1.7)E 0	
			(0/ 8)		(0/ 4)	
Ce-141	(8)		-9.2E -1	13	1.9E 0	NO DATA
	(0)		(-8.4 - 5.3)E 0		(-2.0 - 53.0)E -1	
			(0/ 8)		(0/ 4)	
Ce-144	(8)		-3.8E 0	01	-9.5E -1	NO DATA
	(0)		(-1.6 - 0.8)E 1		(-1.1 - 0.8)E 1	
			(0/ 8)		(0/ 4)	
Th-232	(8)		-2.9E 0	01	9.0E -1	NO DATA
	(0)		(-9.1 - 8.4)E 0		(-5.3 - 8.4)E 0	
			(0/ 8)		(0/ 4)	

* Non-Routine refers to those radionuclides that exceeded the Reporting Levels in ODCM Table A.9.1-3.
** The fraction of sample analyses yielding detectable measurements (i.e. >3 standard deviations) is shown in parentheses.

3.6 Sediment

Semiannual sediment sampling is required at one indicator location, although a total of five locations, three indicators and two controls, are collected. The indicator stations are comprised of two beach sediment cores from Seabrook Beach and one sub tidal sediment core taken from near the discharge structure. The control locations, both beach and sub tidal, are located within Ipswich Harbor. A total of 30 samples were collected for the year from all locations. Each sediment core was sectioned into 5-centimeter segments. Segment 1 extends from the top of the core to 5 centimeters, segment two extends from 5 to 10 centimeters and the third segment extends from 10 to 15 centimeters in depth. A gamma analysis was performed on each segment.

The only radionuclides detected in 2004 were naturally occurring K-40 and Th-232 with its natural daughters. Potassium-40 was detected in all core samples at all depths from all locations. Thorium-232 (as measured in the gamma isotopic analysis as AcTh-228) and its daughters were also present in all samples at all locations. No plant related radionuclides were detected in any segment. No increasing or decreasing trends were observed. This is consistent with the pre-operational program and with previous years of plant operations. There is no dose to the public or impact to the environment from any pathways associated with this media.

Any sample collection and analysis deviations from the ODCM required program, or reportable concentrations, that may have occurred during the year are described in Section 4.

Radiological Environmental Program Summary
Seabrook Nuclear Power Station, Seabrook, NH
(January - December 2004)

MEDIUM: Sediment (SE) UNITS: pCi/kg

Radionuclides (No. Analyses) (Non-Routine*)		Required LLD	Indicator Stations Mean Range (No. Detected**)	Station With Highest Mean: Station	Station With Highest Mean: Mean Range (No. Detected**)	Control Stations Mean Range (No. Detected**)
Be-7	(30)		-4.3E 1	52	1.0E 1	8.3E -1
	(0)		(-3.4 - 2.0)E 2		(-1.4 - 1.5)E 2	(-1.9 - 2.8)E 2
			(0/ 18)		(0/ 6)	(0/ 12)
K-40	(30)		1.5E 4	07	1.6E 4	1.5E 4
	(0)		(1.0 - 2.0)E 4		(1.5 - 1.8)E 4	(1.0 - 1.8)E 4
			(18/ 18)		(6/ 6)	(12/ 12)
Cr-51	(30)		-1.6E 1	57	1.0E 2	7.3E 1
	(0)		(-3.6 - 3.3)E 2		(-1.3 - 4.8)E 2	(-1.3 - 4.8)E 2
			(0/ 18)		(0/ 6)	(0/ 12)
Mn-54	(30)		3.1E 0	02	8.8E 0	5.0E 0
	(0)		(-2.4 - 3.1)E 1		(-5.0 - 23.0)E 0	(-1.1 - 2.0)E 1
			(0/ 18)		(0/ 6)	(0/ 12)
Co-57	(30)		4.8E 0	02	1.1E 1	4.4E 0
	(0)		(-1.1 - 3.8)E 1		(-6.0 - 38.0)E 0	(-7.0 - 26.0)E 0
			(0/ 18)		(0/ 6)	(0/ 12)
Co-58	(30)		-9.7E 0	57	4.0E 0	-3.5E 0
	(0)		(-6.1 - 1.6)E 1		(-2.0 - 3.8)E 1	(-2.9 - 3.8)E 1
			(0/ 18)		(0/ 6)	(0/ 12)
Fe-59	(30)		-2.3E 1	52	2.7E 1	6.6E 0
	(0)		(-1.3 - 0.7)E 2		(-5.9 - 6.7)E 1	(-5.9 - 6.7)E 1
			(0/ 18)		(0/ 6)	(0/ 12)
Co-60	(30)		1.3E 0	52	7.7E 0	-1.2E 0
	(0)		(-3.2 - 3.1)E 1		(-7.0 - 28.0)E 0	(-2.1 - 2.8)E 1
			(0/ 18)		(0/ 6)	(0/ 12)
Zn-65	(30)		-3.2E 1	02	1.2E 1	-3.6E 1
	(0)		(-2.0 - 1.2)E 2		(-3.1 - 11.9)E 1	(-1.4 - 0.4)E 2
			(0/ 18)		(0/ 6)	(0/ 12)
Se-75	(30)		-3.7E 0	57	9.8E 0	9.3E 0
	(0)		(-3.3 - 2.4)E 1		(-1.2 - 2.3)E 1	(-4.2 - 2.9)E 1
			(0/ 18)		(0/ 6)	(0/ 12)
Zr-95	(30)		-2.9E 3	07	-9.8E 0	-4.0E 1
	(0)		(-2.4 - 0.0)E 4		(-3.0 - 3.2)E 1	(-9.4 - 1.5)E 1
			(0/ 18)		(0/ 6)	(0/ 12)
Ru-103	(30)		-1.1E 0	52	1.4E 1	6.7E 0
	(0)		(-3.8 - 4.3)E 1		(0.0 - 2.7)E 1	(-2.8 - 2.7)E 1
			(0/ 18)		(0/ 6)	(0/ 12)

* Non-Routine refers to those radionuclides that exceeded the Reporting Levels in ODCM Table A.9.1-3.
** The fraction of sample analyses yielding detectable measurements (i.e. >3 standard deviations) is shown in parentheses.

Radiological Environmental Program Summary
Seabrook Nuclear Power Station, Seabrook, NH
(January - December 2004)

MEDIUM: Sediment (SE) UNITS: pCi/kg

Radionuclides (No. Analyses) (Non-Routine*)		Required LLD	Indicator Stations Mean Range (No. Detected**)	Station With Highest Mean Station	Station With Highest Mean Mean Range (No. Detected**)	Control Stations Mean Range (No. Detected**)
Ru-106	(30)		-4.8E 1	52	3.7E 1	9.3E 0
	(0)		(-4.4 - 2.4)E 2 (0/ 18)		(-3.0 - 13.0)E 1 (0/ 6)	(-8.0 - 16.0)E 1 (0/ 12)
Ag-108m	(30)		1.7E 0	08	7.4E 0	-5.2E 0
	(0)		(-1.9 - 2.2)E 1 (0/ 16)		(-1.5 - 2.2)E 1 (0/ 6)	(-2.6 - 0.9)E 1 (0/ 12)
Ag-110m	(30)		-4.3E 0	57	1.0E 1	7.7E 0
	(0)		(-3.9 - 3.2)E 1 (0/ 18)		(-1.0 - 2.6)E 1 (0/ 6)	(-1.8 - 2.6)E 1 (0/ 12)
Sb-124	(30)		4.8E 0	08	1.2E 1	-8.0E 0
	(0)		(-5.0 - 8.0)E 1 (0/ 18)		(-3.5 - 8.0)E 1 (0/ 6)	(-5.3 - 2.7)E 1 (0/ 12)
Sb-125	(30)		-1.1E 0	52	1.7E 1	9.8E 0
	(0)		(-6.3 - 5.7)E 1 (0/ 18)		(-8.0 - 65.0)E 0 (0/ 6)	(-3.3 - 6.5)E 1 (0/ 12)
I-131	(30)		-6.4E 1	08	9.8E 1	-4.4E 1
	(0)		(-8.0 - 4.5)E 2 (0/ 18)		(-1.5 - 4.5)E 2 (0/ 6)	(-5.7 - 4.0)E 2 (0/ 12)
Cs-134	(30)	150	6.3E 0	07	1.2E 1	4.1E 0
	(0)		(-2.5 - 5.6)E 1 (0/ 18)		(-8.0 - 56.0)E 0 (0/ 6)	(-2.4 - 3.5)E 1 (0/ 12)
Cs-137	(30)	180	-6.1E 0	07	5.3E 0	-4.2E -1
	(0)		(-5.4 - 3.1)E 1 (0/ 18)		(-1.0 - 2.4)E 1 (0/ 6)	(-1.2 - 2.9)E 1 (0/ 12)
Ba-140	(30)		2.9E 1	08	1.7E 2	-1.0E 2
	(0)		(-5.4 - 5.0)E 2 (0/ 18)		(-1.2 - 5.0)E 2 (0/ 6)	(-6.5 - 3.2)E 2 (0/ 12)
Ce-141	(30)		1.6E 1	02	4.1E 1	8.3E -1
	(0)		(-4.6 - 11.6)E 1 (0/ 18)		(-6.0 - 110.0)E 0 (0/ 6)	(-3.8 - 10.5)E 1 (0/ 12)
Ce-144	(30)		-5.4E 1	52	2.7E 1	-5.2E 0
	(0)		(-2.9 - 1.2)E 2 (0/ 18)		(-9.0 - 16.0)E 1 (0/ 6)	(-1.4 - 1.6)E 2 (0/ 12)
Th-232	(30)		8.7E 2	02	1.9E 3	5.3E 2
	(0)		(8.4 - 254.0)E 1 (16/ 18)		(1.5 - 2.5)E 3 (6/ 6)	(1.3 - 17.1)E 2 (11/ 12)

* Non-Routine refers to those radionuclides that exceeded the Reporting Levels in ODCM Table A.9.1-3.
** The fraction of sample analyses yielding detectable measurements (i.e. >3 standard deviations) is shown in parentheses.

3.7 Fish

Semiannual fish and invertebrate samples are required from two locations. The Program calls for samples to be collected semiannually, or in season, from two locations. Quarterly collections are attempted to cover the sampling requirements. This section presents the results for fish sampling only. Invertebrate results may be found in Sections 3.8 and 3.9, entitled Lobsters and Shellfish, respectively.

During the year, the fish species available from Station FH-03 (indicator station) and Station FH-53 (control station) was Winter Flounder. Fish were not collected in the first quarter 2004 due to their unavailability. The first quarter sampling attempt is above the minimum sampling requirements of the program, and as such the inability to collect samples is not considered a deviation in the REMP.

A gamma analysis was performed on each sample collected. In 2004, the only radionuclide detected in fish samples was naturally occurring K-40. No plant related radionuclides were detected. No increasing or decreasing trends were observed. Subsequently, there is no dose to the public or impact to the environment, through this pathway, from plant operations. This is consistent with previous years of plant operations, as well as the pre-operational program.

Any sample collection and analysis deviations from the ODCM required program, or reportable concentrations, that may have occurred during the year are described in Section 4.

Radiological Environmental Program Summary
Seabrook Nuclear Power Station, Seabrook, NH
(January - December 2004)

MEDIUM: Fish (FH) UNITS: pCi/kg

Radionuclides (No. Analyses) (Non-Routine*)		Required LLD	Indicator Stations Mean Range (No. Detected**)	Station With Highest Mean Station	Station With Highest Mean Mean Range (No. Detected**)	Control Stations Mean Range (No. Detected**)
Be-7	(6)		-2.5E 1	53	1.1E 2	1.1E 2
	(0)		(-1.7 - 1.4)E 2		(3.0 - 17.0)E 1	(3.0 - 17.0)E 1
			(0/ 3)		(0/ 3)	(0/ 3)
K-40	(6)		2.9E 3	53	3.0E 3	3.0E 3
	(0)		(2.7 - 3.3)E 3		(2.6 - 3.3)E 3	(2.6 - 3.3)E 3
			(3/ 3)		(3/ 3)	(3/ 3)
Cr-51	(6)		-7.8E 1	03	-7.8E 1	-1.2E 2
	(0)		(-1.3 - 0.1)E 2		(-1.3 - 0.1)E 2	(-1.7 - -0.9)E 2
			(0/ 3)		(0/ 3)	(0/ 3)
Mn-54	(6)	130	-2.2E 0	53	1.6E 0	1.6E 0
	(0)		(-1.1 - 0.3)E 1		(-4.0 - 5.9)E 0	(-4.0 - 5.9)E 0
			(0/ 3)		(0/ 3)	(0/ 3)
Co-57	(6)		-5.7E -1	03	-5.7E -1	-6.0E 0
	(0)		(-1.7 - 1.4)E 0		(-1.7 - 1.4)E 0	(-1.9 - 0.5)E 1
			(0/ 3)		(0/ 3)	(0/ 3)
Co-58	(6)	130	5.3E 0	03	5.3E 0	-1.8E 0
	(0)		(2.0 - 12.0)E 0		(2.0 - 12.0)E 0	(-6.0 - 3.0)E 0
			(0/ 3)		(0/ 3)	(0/ 3)
Fe-59	(6)	260	-1.5E 1	53	3.6E 1	3.6E 1
	(0)		(-6.3 - 1.1)E 1		(-4.0 - 10.4)E 1	(-4.0 - 10.4)E 1
			(0/ 3)		(0/ 3)	(0/ 3)
Co-60	(6)	130	5.7E 0	03	5.7E 0	2.3E 0
	(0)		(-1.5 - 2.4)E 1		(-1.5 - 2.4)E 1	(-6.0 - 9.0)E 0
			(0/ 3)		(0/ 3)	(0/ 3)
Zn-65	(6)	260	-4.3E 1	53	-6.0E 0	-6.0E 0
	(0)		(-4.5 - -4.1)E 1		(-3.8 - 5.7)E 1	(-3.8 - 5.7)E 1
			(0/ 3)		(0/ 3)	(0/ 3)
Se-75	(6)		-7.9E 0	53	-7.0E 0	-7.0E 0
	(0)		(-1.9 - -0.1)E 1		(-1.6 - 0.4)E 1	(-1.6 - 0.4)E 1
			(0/ 3)		(0/ 3)	(0/ 3)
Zr-95	(6)		1.1E 1	03	1.1E 1	1.0E 0
	(0)		(-8.0 - 28.0)E 0		(-8.0 - 28.0)E 0	(-1.0 - 1.5)E 1
			(0/ 3)		(0/ 3)	(0/ 3)
Ru-103	(6)		-1.0E 1	03	-1.0E 1	-1.2E 1
	(0)		(-2.3 - 0.5)E 1		(-2.3 - 0.5)E 1	(-1.9 - 0.0)E 1
			(0/ 3)		(0/ 3)	(0/ 3)

* Non-Routine refers to those radionuclides that exceeded the Reporting Levels in ODCM Table A.9.1-3.
** The fraction of sample analyses yielding detectable measurements (i.e. >3 standard deviations) is shown in parentheses.

Radiological Environmental Program Summary
Seabrook Nuclear Power Station, Seabrook, NH
(January - December 2004)

MEDIUM: Fish (FH) UNITS: pCi/kg

Radionuclides (No. Analyses) (Non-Routine*)		Required LLD	Indicator Stations Mean Range (No. Detected**)	Station With Highest Mean Station	Station With Highest Mean Mean Range (No. Detected**)	Control Stations Mean Range (No. Detected**)
Ru-106	(6)		-3.5E 1	03	-3.5E 1	-8.3E 1
	(0)		(-1.2 - 0.3)E 2		(-1.2 - 0.3)E 2	(-1.8 - 0.1)E 2
			(0/ 3)		(0/ 3)	(0/ 3)
Ag-108m	(6)		-2.2E 0	03	-2.2E 0	-2.8E 0
	(0)		(-4.6 - 1.3)E 0		(-4.6 - 1.3)E 0	(-1.1 - 0.3)E 1
			(0/ 3)		(0/ 3)	(0/ 3)
Ag-110m	(6)		1.7E 0	53	5.7E 0	5.7E 0
	(0)		(-3.0 - 8.0)E 0		(-1.7 - 2.7)E 1	(-1.7 - 2.7)E 1
			(0/ 3)		(0/ 3)	(0/ 3)
Sb-124	(6)		-1.4E 1	53	2.6E 1	2.6E 1
	(0)		(-3.7 - 1.9)E 1		(0.0 - 4.8)E 1	(0.0 - 4.8)E 1
			(0/ 3)		(0/ 3)	(0/ 3)
Sb-125	(6)		-3.3E -1	53	1.1E 1	1.1E 1
	(0)		(-3.9 - 4.2)E 1		(-9.0 - 34.0)E 0	(-9.0 - 34.0)E 0
			(0/ 3)		(0/ 3)	(0/ 3)
I-131	(6)		-1.2E 1	53	-1.3E 0	-1.3E 0
	(0)		(-2.8 - 0.9)E 1		(-2.7 - 2.3)E 1	(-2.7 - 2.3)E 1
			(0/ 3)		(0/ 3)	(0/ 3)
Cs-134	(6)	130	-6.7E -1	53	3.7E 0	3.7E 0
	(0)		(-4.0 - 2.0)E 0		(-1.3 - 2.1)E 1	(-1.3 - 2.1)E 1
			(0/ 3)		(0/ 3)	(0/ 3)
Cs-137	(6)	150	-2.1E 0	03	-2.1E 0	-4.7E 0
	(0)		(-9.8 - 2.0)E 0		(-9.8 - 2.0)E 0	(-1.0 - 0.6)E 1
			(0/ 3)		(0/ 3)	(0/ 3)
Ba-140	(6)		1.2E 1	03	1.2E 1	-4.3E 0
	(0)		(0.0 - 2.2)E 1		(0.0 - 2.2)E 1	(-3.1 - 1.8)E 1
			(0/ 3)		(0/ 3)	(0/ 3)
Ce-141	(6)		-1.4E 1	53	-8.3E 0	-8.3E 0
	(0)		(-2.6 - -0.1)E 1		(-1.8 - 0.8)E 1	(-1.8 - 0.8)E 1
			(0/ 3)		(0/ 3)	(0/ 3)
Ce-144	(6)		4.5E 1	03	4.5E 1	-3.2E 1
	(0)		(-2.2 - 11.0)E 1		(-2.2 - 11.0)E 1	(-5.3 - 0.5)E 1
			(0/ 3)		(0/ 3)	(0/ 3)
Th-232	(6)		1.6E 1	53	1.9E 1	1.9E 1
	(0)		(-2.4 - 5.1)E 1		(-4.7 - 6.4)E 1	(-4.7 - 6.4)E 1
			(0/ 3)		(0/ 3)	(0/ 3)

* Non-Routine refers to those radionuclides that exceeded the Reporting Levels in ODCM Table A.9.1-3.
** The fraction of sample analyses yielding detectable measurements (i.e. >3 standard deviations) is shown in parentheses.

3.8 Lobsters

Semiannual fish and invertebrate samples were required from two locations. This section provides the results for one type of invertebrate – *Homarus americanus* (American lobsters). Fish and other invertebrate results may be found in Sections 3.7 and 3.9, entitled Fish and Shellfish, respectively. Samples were collected from two locations semiannually. Lobsters were collected from an indicator location near the discharge and from a control location within Ipswich Bay. A total of four samples were collected for the year.

A gamma analysis was performed on each sample. The only radionuclide detected in lobster samples in 2004 was naturally occurring K-40. No plant related radionuclides were detected. Therefore, no increasing or decreasing trends were observed. Subsequently, there is no dose to the public or impact to the environment, from this pathway, from plant operations. This is consistent with previous years of plant operations as well as the pre-operational program.

Any sample collection and analysis deviations from the ODCM required program, or reportable concentrations, that may have occurred during the year are described in Section 4.

Radio[illegible] Program Summary
Seabrook Nuclear Power Station, Seabrook, NH
(January - December 2004)

MEDIUM: American Lobster (HA) UNITS: pCi/kg

Radionuclides (No. Analyses) (Non-Routine*)		Required LLD	Indicator Stations Mean Range (No. Detected**)	Station With Highest Mean Station	Station With Highest Mean Mean Range (No. Detected**)	Control Stations Mean Range (No. Detected**)
Be-7	(4)		9.5E 0	04	9.5E 0	-7.5E 0
	(0)		(0.0 - 1.9)E 1		(0.0 - 1.9)E 1	(-9.5 - 8.0)E 1
			(0/ 2)		(0/ 2)	(0/ 2)
K-40	(4)		1.8E 3	04	1.8E 3	1.7E 3
	(0)		(1.4 - 2.1)E 3		(1.4 - 2.1)E 3	(1.5 - 1.9)E 3
			(2/ 2)		(2/ 2)	(2/ 2)
Cr-51	(4)		4.3E 1	04	4.3E 1	-5.5E 1
	(0)		(4.0 - 4.6)E 1		(4.0 - 4.6)E 1	(-1.7 - 0.6)E 2
			(0/ 2)		(0/ 2)	(0/ 2)
Mn-54	(4)	130	4.5E 0	04	4.5E 0	4.3E 0
	(0)		(-6.0 - 15.0)E 0		(-6.0 - 15.0)E 0	(-5.3 - 14.0)E 0
			(0/ 2)		(0/ 2)	(0/ 2)
Co-57	(4)		-9.5E -1	54	5.0E -2	5.0E -2
	(0)		(-5.4 - 3.5)E 0		(-7.8 - 7.9)E 0	(-7.8 - 7.9)E 0
			(0/ 2)		(0/ 2)	(0/ 2)
Co-58	(4)	130	-1.5E 0	54	2.0E 0	2.0E 0
	(0)		(-1.0 - 0.7)E 1		(1.0 - 3.0)E 0	(1.0 - 3.0)E 0
			(0/ 2)		(0/ 2)	(0/ 2)
Fe-59	(4)	260	3.0E 1	04	3.0E 1	-4.6E 1
	(0)		(1.5 - 4.4)E 1		(1.5 - 4.4)E 1	(-1.1 - 0.2)E 2
			(0/ 2)		(0/ 2)	(0/ 2)
Co-60	(4)	130	-8.0E 0	04	-8.0E 0	-8.0E 0
	(0)		(-2.1 - 0.5)E 1		(-2.1 - 0.5)E 1	(-2.1 - 0.5)E 1
			(0/ 2)		(0/ 2)	(0/ 2)
Zn-65	(4)	260	-5.1E 1	54	-4.5E 1	-4.5E 1
	(0)		(-5.7 - -4.4)E 1		(-5.9 - -3.1)E 1	(-5.9 - -3.1)E 1
			(0/ 2)		(0/ 2)	(0/ 2)
Se-75	(4)		-1.1E 1	54	-2.8E 0	-2.8E 0
	(0)		(-1.2 - -1.1)E 1		(-3.0 - -2.5)E 0	(-3.0 - -2.5)E 0
			(0/ 2)		(0/ 2)	(0/ 2)
Zr-95	(4)		2.1E 1	04	2.1E 1	-2.7E 1
	(0)		(-2.0 - 44.0)E 0		(-2.0 - 44.0)E 0	(-4.0 - -1.3)E 1
			(0/ 2)		(0/ 2)	(0/ 2)
Ru-103	(4)		1.4E 1	04	1.4E 1	5.0E -1
	(0)		(8.0 - 20.0)E 0		(8.0 - 20.0)E 0	(-1.9 - 2.0)E 1
			(0/ 2)		(0/ 2)	(0/ 2)

* Non-Routine refers to those radionuclides that exceeded the Reporting Levels in ODCM Table A.9.1-3.
** The fraction of sample analyses yielding detectable measurements (i.e. >3 standard deviations) is shown in parentheses.

Radiological Environmental Program Summary
Seabrook Nuclear Power Station, Seabrook, NH
(January - December 2004)

MEDIUM: American Lobster (HA) UNITS: pCi/kg

Radionuclides (No. Analyses) (Non-Routine*)		Required LLD	Indicator Stations Mean Range (No. Detected**)	Station With Highest Mean Station	Mean Range (No. Detected**)	Control Stations Mean Range (No. Detected**)
Ru-106	(4)		4.0E 0	04	4.0E 0	-1.7E 1
	(0)		(-6.7 - 7.5)E 1		(-6.7 - 7.5)E 1	(-1.3 - 1.0)E 2
			(0/ 2)		(0/ 2)	(0/ 2)
Ag-108m	(4)		1.5E 1	04	1.5E 1	-6.7E 0
	(0)		(7.0 - 23.7)E 0		(7.0 - 23.7)E 0	(-1.1 - -0.3)E 1
			(0/ 2)		(0/ 2)	(0/ 2)
Ag-110m	(4)		1.2E 1	04	1.2E 1	9.0E 0
	(0)		(-6.0 - 30.0)E 0		(-6.0 - 30.0)E 0	(5.0 - 13.0)E 0
			(0/ 2)		(0/ 2)	(0/ 2)
Sb-124	(4)		7.0E 0	54	3.2E 1	3.2E 1
	(0)		(-2.4 - 3.8)E 1		(-1.0 - 7.4)E 1	(-1.0 - 7.4)E 1
			(0/ 2)		(0/ 2)	(0/ 2)
Sb-125	(4)		-2.9E 1	54	-1.3E 1	-1.3E 1
	(0)		(-6.3 - 0.5)E 1		(-1.6 - -0.9)E 1	(-1.6 - -0.9)E 1
			(0/ 2)		(0/ 2)	(0/ 2)
I-131	(4)		-1.8E 1	04	-1.8E 1	-5.8E 1
	(0)		(-2.5 - -1.0)E 1		(-2.5 - -1.0)E 1	(-1.1 - -0.1)E 2
			(0/ 2)		(0/ 2)	(0/ 2)
Cs-134	(4)	130	-2.5E 0	54	-1.3E 0	-1.3E 0
	(0)		(-1.5 - 1.0)E 1		(-8.6 - 6.0)E 0	(-8.6 - 6.0)E 0
			(0/ 2)		(0/ 2)	(0/ 2)
Cs-137	(4)	150	-7.0E 0	54	-4.3E 0	-4.3E 0
	(0)		(-9.0 - -5.0)E 0		(-1.3 - 0.4)E 1	(-1.3 - 0.4)E 1
			(0/ 2)		(0/ 2)	(0/ 2)
Ba-140	(4)		-3.1E 1	54	-1.8E 1	-1.8E 1
	(0)		(-7.0 - 0.8)E 1		(-2.6 - -0.9)E 1	(-2.6 - -0.9)E 1
			(0/ 2)		(0/ 2)	(0/ 2)
Ce-141	(4)		2.3E 1	04	2.3E 1	-1.8E 1
	(0)		(1.1 - 3.4)E 1		(1.1 - 3.4)E 1	(-2.0 - -1.6)E 1
			(0/ 2)		(0/ 2)	(0/ 2)
Ce-144	(4)		6.0E 0	04	6.0E 0	-1.1E 1
	(0)		(-5.0 - 17.0)E 0		(-5.0 - 17.0)E 0	(-6.1 - 4.0)E 1
			(0/ 2)		(0/ 2)	(0/ 2)
Th-232	(4)		-6.5E 0	04	-6.5E 0	-4.5E 1
	(0)		(-6.1 - 4.8)E 1		(-6.1 - 4.8)E 1	(-5.2 - -3.7)E 1
			(0/ 2)		(0/ 2)	(0/ 2)

* Non-Routine refers to those radionuclides that exceeded the Reporting Levels in ODCM Table A.9.1-3.
** The fraction of sample analyses yielding detectable measurements (i.e. >3 standard deviations) is shown in parentheses.

3.9 Shellfish

Semiannual fish and invertebrate samples are required from two locations. This section provides the results for shellfish samples only. Fish and other invertebrate results may be found in the Sections 3.7 and 3.8, entitled Fish and Lobsters, respectively.

During the year there were two species of mussels harvested for analysis. *Modiolus* (horse mussels) were collected, by divers, from near the discharge outfall (indicator station) and from Ipswich Bay (control). *Mytilus* (blue mussels) were collected from the intratidal areas of Seabrook Harbor (indicator) and Plum Island, MA (control). Eight samples were collected for 2004 and analyzed for radioactivity in the edible portion or meat of the shellfish. The analyses included both gamma isotopic and Strontium 89 and 90 determinations.

In the first collection series of the year (May), mussel shells were also analyzed for Strontium 89 and 90 (four samples) to see if there is any indication of strontium uptake into the shell. This is considered a one time special assessment outside the minimum requirements of the REMP.

The only radionuclide detected in shellfish samples (either edible portion or shell) in 2004 was naturally occurring K-40. No plant related gamma emitting radionuclides or strontium was detected. Therefore, no increasing or decreasing trends were observed. Subsequently, there is no dose to the public or impact to the environment, from this pathway, from plant operations. This is consistent with the pre-operational program and with previous years of plant operations.

Any sample collection and analysis deviations from the ODCM required program, or reportable concentrations, that may have occurred during the year are described in Section 4.

Radiological Environmental Program Summary
Seabrook Nuclear Power Station, Seabrook, NH
(January - December 2004)

MEDIUM: Mussel (MU + MS) UNITS: pCi/kg

Radionuclides (No. Analyses) (Non-Routine*)		Required LLD	Indicator Stations Mean Range (No. Detected**)	Station With Highest Mean Station	Station With Highest Mean Mean Range (No. Detected**)	Control Stations Mean Range (No. Detected**)
Be-7	(12)		3.8E 1	56	1.3E 2	7.7E 1
	(0)		(-9.0 - 16.3)E 1		(-2.0 - 27.0)E 1	(-6.0 - 27.0)E 1
			(0/ 6)		(0/ 3)	(0/ 6)
K-40	(12)		8.7E 2	06	9.9E 2	7.4E 2
	(0)		(1.8 - 12.9)E 2		(4.6 - 12.9)E 2	(2.7 - 15.4)E 2
			(5/ 6)		(3/ 3)	(3/ 6)
Cr-51	(12)		-1.8E 1	56	4.9E 1	4.0E 0
	(0)		(-1.4 - 0.5)E 2		(-8.0 - 25.0)E 1	(-8.6 - 25.0)E 1
			(0/ 6)		(0/ 3)	(0/ 6)
Mn-54	(12)	130	-6.5E 0	59	4.2E 0	2.8E 0
	(0)		(-1.2 - 0.0)E 1		(-2.5 - 9.0)E 0	(-7.6 - 16.0)E 0
			(0/ 6)		(0/ 3)	(0/ 6)
Co-57	(12)		-3.5E 0	59	6.7E -1	2.2E -1
	(0)		(-1.2 - 0.3)E 1		(-1.0 - 2.1)E 0	(-2.7 - 4.0)E 0
			(0/ 6)		(0/ 3)	(0/ 6)
Co-58	(12)	130	-4.3E 0	59	4.5E 0	-2.6E 0
	(0)		(-1.7 - 0.7)E 1		(-1.4 - 11.0)E 0	(-1.4 - 1.1)E 1
			(0/ 6)		(0/ 3)	(0/ 6)
Fe-59	(12)	260	5.0E 0	56	2.6E 1	3.3E 0
	(0)		(-1.7 - 3.9)E 1		(-3.3 - 5.6)E 1	(-6.8 - 5.6)E 1
			(0/ 6)		(0/ 3)	(0/ 6)
Co-60	(12)	130	1.2E 1	06	1.7E 1	-7.7E 0
	(0)		(-3.0 - 27.0)E 0		(1.5 - 27.0)E 0	(-3.2 - 1.2)E 1
			(0/ 6)		(0/ 3)	(0/ 6)
Zn-65	(12)	260	-1.5E 1	59	-3.3E 0	-6.0E 0
	(0)		(-7.1 - 2.3)E 1		(-1.4 - 0.7)E 1	(-1.1 - 0.7)E 2
			(0/ 6)		(0/ 3)	(0/ 6)
Se-75	(12)		8.1E 0	06	1.3E 1	3.0E 0
	(0)		(-7.0 - 16.0)E 0		(1.2 - 1.6)E 1	(-8.0 - 10.0)E 0
			(0/ 6)		(0/ 3)	(0/ 6)
Sr-89	(12)		6.9E 2	59	1.4E 3	1.1E 3
	(0)		(-5.6 - 37.0)E 2		(-5.2 - 420.0)E 1	(-1.1 - 42.0)E 2
			(0/ 6)		(0/ 3)	(0/ 6)
Sr-90	(12)		1.9E 1	09	5.7E 1	5.0E -1
	(0)		(-8.4 - 20.9)E 1		(-3.9 - 20.9)E 1	(-1.2 - 1.5)E 2
			(0/ 6)		(0/ 3)	(0/ 6)
Zr-95	(12)		-8.3E -1	09	1.2E 1	-3.3E 0
	(0)		(-2.7 - 5.1)E 1		(-1.8 - 5.1)E 1	(-4.1 - 2.0)E 1
			(0/ 6)		(0/ 3)	(0/ 6)
Ru-103	(12)		-5.3E -1	09	8.8E 0	-7.9E 0
	(0)		(-3.1 - 2.7)E 1		(-1.5 - 2.7)E 1	(-3.2 - 0.6)E 1
			(0/ 6)		(0/ 3)	(0/ 6)

* Non-Routine refers to those radionuclides that exceeded the Reporting Levels in ODCM Table A.9.1-3.
** The fraction of sample analyses yielding detectable measurements (i.e. >3 standard deviations) is shown in parentheses.

Radiological Environmental Program Summary
Seabrook Nuclear Power Station, Seabrook, NH
(January - December 2004)

MEDIUM: Mussel (MU + MS) UNITS: pCi/kg

Radionuclides (No. Analyses) (Non-Routine*)		Required LLD	Indicator Stations Mean Range (No. Detected**)	Station With Highest Mean Station	Station With Highest Mean Mean Range (No. Detected**)	Control Stations Mean Range (No. Detected**)
Ru-106	(12)		5.8E 1	09	1.3E 2	-9.5E 0
	(0)		(-1.0 - 3.6)E 2		(-1.4 - 36.0)E 1	(-6.0 - 9.0)E 1
			(0/ 6)		(0/ 3)	(0/ 6)
Ag-108m	(12)		2.1E 0	09	3.4E 0	-3.2E 0
	(0)		(-5.3 - 10.1)E 0		(0.0 - 1.0)E 1	(-1.2 - 0.3)E 1
			(0/ 6)		(0/ 3)	(0/ 6)
Ag-110m	(12)		2.1E 0	06	9.3E 0	-3.7E 0
	(0)		(-1.5 - 2.6)E 1		(-3.0 - 26.0)E 0	(-1.7 - 1.1)E 1
			(0/ 6)		(0/ 3)	(0/ 6)
Sb-124	(12)		-5.0E -1	56	1.8E 1	1.6E 1
	(0)		(-1.1 - 1.4)E 1		(1.2 - 2.8)E 1	(4.9 - 28.0)E 0
			(0/ 6)		(0/ 3)	(0/ 6)
Sb-125	(12)		-1.0E 1	09	1.4E 1	-6.2E 0
	(0)		(-5.4 - 5.2)E 1		(-1.8 - 5.2)E 1	(-2.9 - 2.4)E 1
			(0/ 6)		(0/ 3)	(0/ 6)
I-131	(12)		1.1E 1	09	4.1E 1	-1.0E 0
	(0)		(-3.2 - 8.2)E 1		(7.0 - 82.0)E 0	(-9.0 - 8.3)E 1
			(0/ 6)		(0/ 3)	(0/ 6)
Cs-134	(12)	130	-6.4E 0	56	7.9E 0	6.9E 0
	(0)		(-1.2 - -0.1)E 1		(-1.3 - 3.3)E 1	(-1.3 - 3.3)E 1
			(0/ 6)		(0/ 3)	(0/ 6)
Cs-137	(12)	150	-3.8E 0	59	3.3E -2	-6.8E 0
	(0)		(-1.4 - 0.2)E 1		(-5.2 - 8.0)E 0	(-3.3 - 0.8)E 1
			(0/ 6)		(0/ 3)	(0/ 6)
Ba-140	(12)		2.7E 0	56	7.0E 0	-5.2E 0
	(0)		(-1.8 - 1.3)E 1		(0.0 - 2.1)E 1	(-5.0 - 2.1)E 1
			(0/ 6)		(0/ 3)	(0/ 6)
Ce-141	(12)		-1.3E 1	56	6.0E 0	-7.5E 0
	(0)		(-5.3 - 1.3)E 1		(-3.3 - 4.5)E 1	(-3.7 - 4.5)E 1
			(0/ 6)		(0/ 3)	(0/ 6)
Ce-144	(12)		-2.8E 1	09	-1.3E 0	-4.2E 1
	(0)		(-7.4 - 6.6)E 1		(-4.1 - 6.6)E 1	(-1.5 - 0.1)E 2
			(0/ 6)		(0/ 3)	(0/ 6)
Th-232	(12)		1.8E 1	56	5.7E 1	2.1E 1
	(0)		(-3.1 - 6.6)E 1		(3.8 - 7.9)E 1	(-4.9 - 7.9)E 1
			(0/ 6)		(0/ 3)	(0/ 6)

* Non-Routine refers to those radionuclides that exceeded the Reporting Levels in ODCM Table A.9.1-3.
** The fraction of sample analyses yielding detectable measurements (i.e. >3 standard deviations) is shown in parentheses.

3.10 Irish Moss

There is no REMP requirement to collect Irish Moss (algae) samples. Semiannual Chondrus (Irish Moss) samples were collected from an indicator area near plant discharge and a control location within Ipswich Bay. If plant related radionuclides were re-concentrating in the aquatic environment, an early indication of this may be shown in this type of environmental species. Four samples (two indicator and two control) were collected for the year.

A gamma analysis was performed on each sample. Naturally occurring Potassium 40 was detected in all samples for both indicator and control stations. Beryillium-7 was also detected in one sample from the control site indicating that it is from natural cosmogenic origin. No plant related radionuclides were detected. Therefore, no increasing or decreasing trends were observed. Subsequently, there is no dose to the public or impact to the environment, through this pathway, from plant operations. This is consistent with the pre-operational program and with previous years of plant operations.

Radiological Environmental Program Summary
Seabrook Nuclear Power Station, Seabrook, NH
(January - December 2004)

MEDIUM: Irish Moss (AL) UNITS: pCi/kg

Radionuclides (No. Analyses) (Non-Routine*)		Required LLD	Indicator Stations Mean Range (No. Detected**)	Station With Highest Mean Station	Station With Highest Mean Mean Range (No. Detected**)	Control Stations Mean Range (No. Detected**)
Be-7	(4)		1.3E 2	05	1.3E 2	1.2E 2
	(0)		(1.1 - 1.4)E 2		(1.1 - 1.4)E 2	(7.3 - 15.9)E 1
			(0/ 2)		(0/ 2)	(1/ 2)
K-40	(4)		8.1E 3	05	8.1E 3	6.5E 3
	(0)		(6.7 - 9.5)E 3		(6.7 - 9.5)E 3	(5.2 - 7.9)E 3
			(2/ 2)		(2/ 2)	(2/ 2)
Cr-51	(4)		5.6E 1	05	5.6E 1	2.9E 1
	(0)		(-1.9 - 13.0)E 1		(-1.9 - 13.0)E 1	(0.0 - 5.8)E 1
			(0/ 2)		(0/ 2)	(0/ 2)
Mn-54	(4)		6.5E 0	05	6.5E 0	1.5E 0
	(0)		(-9.1 - 22.0)E 0		(-9.1 - 22.0)E 0	(-3.0 - 6.0)E 0
			(0/ 2)		(0/ 2)	(0/ 2)
Co-57	(4)		-3.0E 0	55	3.5E 0	3.5E 0
	(0)		(-8.7 - 2.7)E 0		(2.0 - 67.0)E -1	(2.0 - 67.0)E -1
			(0/ 2)		(0/ 2)	(0/ 2)
Co-58	(4)		-2.9E 0	05	-2.9E 0	-4.8E 0
	(0)		(-5.0 - -0.8)E 0		(-5.0 - -0.8)E 0	(-1.1 - 0.1)E 1
			(0/ 2)		(0/ 2)	(0/ 2)
Fe-59	(4)		-1.9E 1	55	3.5E 1	3.5E 1
	(0)		(-3.1 - -0.7)E 1		(-8.0 - 78.0)E 0	(-8.0 - 78.0)E 0
			(0/ 2)		(0/ 2)	(0/ 2)
Co-60	(4)		7.8E 0	05	7.8E 0	2.4E 0
	(0)		(5.0 - 10.6)E 0		(5.0 - 10.6)E 0	(-1.1 - 1.6)E 1
			(0/ 2)		(0/ 2)	(0/ 2)
Zn-65	(4)		-2.8E 1	55	-1.9E 1	-1.9E 1
	(0)		(-4.8 - -0.7)E 1		(-2.0 - -1.8)E 1	(-2.0 - -1.8)E 1
			(0/ 2)		(0/ 2)	(0/ 2)
Se-75	(4)		-9.5E -1	05	-9.5E -1	-2.5E 0
	(0)		(-2.0 - 0.1)E 0		(-2.0 - 0.1)E 0	(-6.1 - 1.0)E 0
			(0/ 2)		(0/ 2)	(0/ 2)
Zr-95	(4)		-1.5E 0	55	2.7E 0	2.7E 0
	(0)		(-7.0 - 4.0)E 0		(-1.3 - 1.8)E 1	(-1.3 - 1.8)E 1
			(0/ 2)		(0/ 2)	(0/ 2)
Ru-103	(4)		1.5E 0	05	1.5E 0	-8.5E 0
	(0)		(0.0 - 3.0)E 0		(0.0 - 3.0)E 0	(-1.5 - -0.2)E 1
			(0/ 2)		(0/ 2)	(0/ 2)

* Non-Routine refers to those radionuclides that exceeded the Reporting Levels in ODCM Table A.9.1-3.
** The fraction of sample analyses yielding detectable measurements (i.e. >3 standard deviations) is shown in parentheses.

Radiological Environmental Program Summary
Seabrook Nuclear Power Station, Seabrook, NH
(January - December 2004)

MEDIUM: Irish Moss (AL) UNITS: pCi/kg

Radionuclides (No. Analyses) (Non-Routine*)		Required LLD	Indicator Stations Mean Range (No. Detected**)	Station With Highest Mean Station	Station With Highest Mean Mean Range (No. Detected**)	Control Stations Mean Range (No. Detected**)
Ru-106	(4)		-5.5E 1	55	4.0E 0	4.0E 0
	(0)		(-6.5 - -4.4)E 1 (0/ 2)		(-1.6 - 2.4)E 1 (0/ 2)	(-1.6 - 2.4)E 1 (0/ 2)
Ag-108m	(4)		-2.4E 0	05	-2.4E 0	-6.5E 0
	(0)		(-6.7 - 2.0)E 0 (0/ 2)		(-6.7 - 2.0)E 0 (0/ 2)	(-9.0 - -4.1)E 0 (0/ 2)
Ag-110m	(4)		-1.5E 1	55	-3.5E 0	-3.5E 0
	(0)		(-2.6 - -0.4)E 1 (0/ 2)		(-3.9 - -3.0)E 0 (0/ 2)	(-3.9 - -3.0)E 0 (0/ 2)
Sb-124	(4)		3.2E 0	05	3.2E 0	-9.0E 0
	(0)		(-5.6 - 12.0)E 0 (0/ 2)		(-5.6 - 12.0)E 0 (0/ 2)	(-2.1 - 0.3)E 1 (0/ 2)
Sb-125	(4)		1.1E 1	05	1.1E 1	-1.8E 1
	(0)		(0.0 - 2.1)E 1 (0/ 2)		(0.0 - 2.1)E 1 (0/ 2)	(-2.8 - -0.8)E 1 (0/ 2)
I-131	(4)		9.0E 0	55	5.8E 1	5.8E 1
	(0)		(8.0 - 10.0)E 0 (0/ 2)		(1.7 - 9.8)E 1 (0/ 2)	(1.7 - 9.8)E 1 (0/ 2)
Cs-134	(4)	60	6.7E 0	05	6.7E 0	3.5E -1
	(0)		(2.3 - 11.0)E 0 (0/ 2)		(2.3 - 11.0)E 0 (0/ 2)	(-3.3 - 4.0)E 0 (0/ 2)
Cs-137	(4)	80	9.8E 0	05	9.8E 0	8.6E 0
	(0)		(4.4 - 15.1)E 0 (0/ 2)		(4.4 - 15.1)E 0 (0/ 2)	(4.2 - 13.0)E 0 (0/ 2)
Ba-140	(4)		-1.4E 0	55	5.5E 0	5.5E 0
	(0)		(-2.7 - 0.0)E 0 (0/ 2)		(0.0 - 1.1)E 1 (0/ 2)	(0.0 - 1.1)E 1 (0/ 2)
Ce-141	(4)		-7.0E 0	55	-1.1E 0	-1.1E 0
	(0)		(-1.9 - 0.5)E 1 (0/ 2)		(-5.3 - 3.0)E 0 (0/ 2)	(-5.3 - 3.0)E 0 (0/ 2)
Ce-144	(4)		4.5E 1	05	4.5E 1	-2.5E 1
	(0)		(9.0 - 81.0)E 0 (0/ 2)		(9.0 - 81.0)E 0 (0/ 2)	(-6.3 - 1.3)E 1 (0/ 2)
Th-232	(4)		2.8E 1	05	2.8E 1	-3.5E 0
	(0)		(2.4 - 3.2)E 1 (0/ 2)		(2.4 - 3.2)E 1 (0/ 2)	(-3.8 - 2.1)E 1 (0/ 2)

* Non-Routine refers to those radionuclides that exceeded the Reporting Levels in ODCM Table A.9.1-3.
** The fraction of sample analyses yielding detectable measurements (i.e. >3 standard deviations) is shown in parentheses.

3.11 Food Crop

There is no requirement for food crop samples as long as the required milk locations are available. As noted in Section 3.3, milk sampling the minimum required locations in 2004 was not possible due to the limited inventory of milk animal locations in the site vicinity. To compensate for this, new vegetation sample locations at the site boundary were added to the REMP in 2004. Section 3.12 describes the alternate broad leafy vegetation collections.

In addition to the new broad leafy vegetation sampling, nine food crop samples were collected from three locations during the growing season months (June, July and August). These includes Strawberries (June), green beans, blueberries and tomatoes (July), and corn (August) samples. For the year, a total of nine food crop samples were collected. Samples were analyzed for gamma-emitting radionuclides.

The only radionuclide detected in 2004 was naturally occurring K-40. Potassium 40 was detected at both indicator and control stations sampled. No plant related radionuclides were detected. Therefore, no increasing or decreasing trends are identified. Subsequently, there is no dose to the public or impact on the environment, through this pathway, from plant operations. This is consistent with the pre-operational program and with previous years of plant operations.

Radiological Environmental Program Summary
Seabrook Nuclear Power Station, Seabrook, NH
(January - December 2004)

MEDIUM: Food Crop (TF) UNITS: pCi/kg

Radionuclides (No. Analyses) (Non-Routine*)		Required LLD	Indicator Stations Mean Range (No. Detected**)	Station With Highest Mean: Station	Station With Highest Mean: Mean Range (No. Detected**)	Control Stations Mean Range (No. Detected**)
Be-7	(9)		3.1E 1	03	4.7E 1	-2.1E 1
	(0)		(-2.9 - 9.2)E 1		(0.0 - 9.2)E 1	(-9.0 - 11.1)E 1
			(0/ 6)		(0/ 3)	(0/ 3)
K-40	(9)		1.2E 3	06	2.1E 3	2.1E 3
	(0)		(4.8 - 21.2)E 2		(1.1 - 3.1)E 3	(1.1 - 3.1)E 3
			(5/ 6)		(3/ 3)	(3/ 3)
Cr-51	(9)		-7.5E 0	02	7.6E 1	3.4E 1
	(0)		(-2.2 - 1.9)E 2		(-8.0 - 190.0)E 0	(-3.1 - 7.4)E 1
			(0/ 6)		(0/ 3)	(0/ 3)
Mn-54	(9)		2.3E 0	03	7.3E 0	2.2E 0
	(0)		(-8.0 - 16.0)E 0		(-8.0 - 16.0)E 0	(-1.3 - 1.2)E 1
			(0/ 6)		(0/ 3)	(0/ 3)
Co-57	(9)		-1.5E 0	06	-2.3E -1	-2.3E -1
	(0)		(-1.1 - 0.8)E 1		(-2.6 - 3.6)E 0	(-2.6 - 3.6)E 0
			(0/ 6)		(0/ 3)	(0/ 3)
Co-58	(9)		-8.5E 0	06	1.8E 0	1.8E 0
	(0)		(-2.4 - 1.3)E 1		(-7.0 - 9.1)E 0	(-7.0 - 9.1)E 0
			(0/ 6)		(0/ 3)	(0/ 3)
Fe-59	(9)		-2.9E 1	02	-1.6E 1	-2.3E 1
	(0)		(-1.1 - 0.1)E 2		(-2.2 - -0.8)E 1	(-4.9 - 0.0)E 1
			(0/ 6)		(0/ 3)	(0/ 3)
Co-60	(9)		4.3E 0	02	6.2E 0	-5.1E 0
	(0)		(0.0 - 1.7)E 1		(0.0 - 1.7)E 1	(-1.6 - 1.2)E 1
			(0/ 6)		(0/ 3)	(0/ 3)
Zn-65	(9)		1.8E 1	02	2.8E 1	1.7E 1
	(0)		(-8.7 - 9.5)E 1		(-2.7 - 8.4)E 1	(-3.6 - 5.6)E 1
			(0/ 6)		(0/ 3)	(0/ 3)
Se-75	(9)		-8.8E 0	03	-5.3E 0	-6.7E 0
	(0)		(-2.3 - 1.5)E 1		(-2.3 - 1.5)E 1	(-1.2 - 0.0)E 1
			(0/ 6)		(0/ 3)	(0/ 3)
Zr-95	(9)		7.0E 0	03	1.2E 1	-1.3E 0
	(0)		(-7.0 - 26.0)E 0		(-3.0 - 26.0)E 0	(-3.0 - 2.1)E 1
			(0/ 6)		(0/ 3)	(0/ 3)
Ru-103	(9)		-1.6E 0	03	3.3E 0	-3.4E 0
	(0)		(-2.1 - 1.8)E 1		(-5.0 - 18.0)E 0	(-2.1 - 0.6)E 1
			(0/ 6)		(0/ 3)	(0/ 3)

* Non-Routine refers to those radionuclides that exceeded the Reporting Levels in ODCM Table A.9.1-3.
** The fraction of sample analyses yielding detectable measurements (i.e. >3 standard deviations) is shown in parentheses.

Radiological Environmental Program Summary
Seabrook Nuclear Power Station, Seabrook, NH
(January - December 2004)

MEDIUM: Food Crop (TF) UNITS: pCi/kg

Radionuclides (No. Analyses) (Non-Routine*)		Required LLD	Indicator Stations Mean Range (No. Detected**)	Station With Highest Mean Station	Station With Highest Mean Mean Range (No. Detected**)	Control Stations Mean Range (No. Detected**)
Ru-106	(9)		4.5E 1	02	8.2E 1	-5.0E 0
	(0)		(-5.0 - 20.5)E 1		(-3.0 - 20.5)E 1	(-7.9 - 10.0)E 1
			(0/ 6)		(0/ 3)	(0/ 3)
Ag-108m	(9)		2.6E 0	02	3.8E 0	9.0E -1
	(0)		(-1.3 - 2.1)E 1		(-2.6 - 21.1)E 0	(-5.6 - 4.5)E 0
			(0/ 6)		(0/ 3)	(0/ 3)
Ag-110m	(9)		-8.5E 0	06	-1.3E 0	-1.3E 0
	(0)		(-1.7 - 0.0)E 1		(-1.2 - 1.4)E 1	(-1.2 - 1.4)E 1
			(0/ 6)		(0/ 3)	(0/ 3)
Sb-124	(9)		-8.3E -1	06	9.3E 0	9.3E 0
	(0)		(-2.9 - 2.5)E 1		(-3.0 - 31.0)E 0	(-3.0 - 31.0)E 0
			(0/ 6)		(0/ 3)	(0/ 3)
Sb-125	(9)		-6.7E -1	06	1.9E 1	1.9E 1
	(0)		(-3.3 - 3.1)E 1		(0.0 - 4.1)E 1	(0.0 - 4.1)E 1
			(0/ 6)		(0/ 3)	(0/ 3)
I-131	(9)	60	1.2E 1	03	3.0E 1	-3.3E 0
	(0)		(-1.5 - 6.2)E 1		(-1.2 - 6.2)E 1	(-2.9 - 1.8)E 1
			(0/ 6)		(0/ 3)	(0/ 3)
Cs-134	(9)	60	8.8E 0	02	1.2E 1	1.7E 0
	(0)		(-1.1 - 19.0)E 0		(2.3 - 19.0)E 0	(-7.0 - 16.0)E 0
			(0/ 6)		(0/ 3)	(0/ 3)
Cs-137	(9)	80	8.2E -1	02	9.0E 0	-3.9E 0
	(0)		(-2.0 - 2.6)E 1		(-1.2 - 2.6)E 1	(-6.7 - -2.1)E 0
			(0/ 6)		(0/ 3)	(0/ 3)
Ba-140	(9)		-2.0E 0	02	1.0E 1	-1.1E 1
	(0)		(-4.2 - 1.9)E 1		(-7.0 - 19.0)E 0	(-3.5 - 1.1)E 1
			(0/ 6)		(0/ 3)	(0/ 3)
Ce-141	(9)		5.3E 0	02	7.0E 0	5.7E 0
	(0)		(-2.6 - 2.9)E 1		(-2.6 - 2.9)E 1	(-9.0 - 18.0)E 0
			(0/ 6)		(0/ 3)	(0/ 3)
Ce-144	(9)		-1.6E 1	06	-2.7E 0	-2.7E 0
	(0)		(-9.4 - 2.1)E 1		(-2.1 - 1.3)E 1	(-2.1 - 1.3)E 1
			(0/ 6)		(0/ 3)	(0/ 3)
Th-232	(9)		2.8E 1	02	2.9E 1	-3.3E 1
	(0)		(-4.5 - 6.5)E 1		(4.0 - 59.0)E 0	(-6.0 - -1.5)E 1
			(0/ 6)		(0/ 3)	(0/ 3)

* Non-Routine refers to those radionuclides that exceeded the Reporting Levels in ODCM Table A.9.1-3.
** The fraction of sample analyses yielding detectable measurements (i.e. >3 standard deviations) is shown in parentheses.

3.12 Vegetation

In lieu of milk sampling, the ODCM, Table A.9.1-1, requires broad leafy vegetation samples grown nearest of two different offsite locations with the highest D/Q, and one control location 15-30 km distant in the least prevalent wind direction, be collected when available (growing season). Offsite locations are defined in the UFSAR as a minimum, the land within a 3000-foot radius of the two reactor building centerlines. The analysis of garden locations in the Land Use Census provides a ranking of potential sampling sites for use in determining sampling locations in the general population. Since sampling of three different types of broad leaf garden vegetables is not feasible due to uncertain availability, other types of broad leafy vegetation were utilized.

Two locations at the site boundary with a maximum D/Q were selected over ranked D/Q gardens in the general population. These two locations in areas with available sample media and are on FPL Energy property. A third far field control location was selected in Georgetown, MA. Sampling tree leaves as broad leaf vegetation at the selected locations provide increased reliability for sample availability. For 2004, monthly (growing season, May through October) broad leaf vegetation samples from the three sites were collected and analyzed. Samples are analyzed for Iodine-131 and gamma-emiting radionuclides.

The only radionuclides detected in 2004 were naturally occurring K-40 and Be-7. Potassium-40 was detected at both indicator and control locations for all samples. Beryllium-7 was detected in all but one sample collected, and is attributed to natural cosmogenic origins. No plant related radionuclides were detected. Assuming that the results of broad leaf vegetation sampling are comparable to broad leaf food products, there is no detectable dose to the public or impact on the environment through this type pathway from plant operations.

Any sample collection and analysis deviations from the ODCM required program, or reportable concentrations, that may have occurred during the year are described in Section 4.

Radiological Environmental Program Summary
Seabrook Nuclear Power Station, Seabrook, NH
(January - December 2004)

MEDIUM: Vegetation (TG) UNITS: pCi/kg wet

Radionuclides (No. Analyses) (Non-Routine*)		Required LLD	Indicator Stations Mean Range (No. Detected**)	Station With Highest Mean Station	Station With Highest Mean Mean Range (No. Detected**)	Control Stations Mean Range (No. Detected**)
Be-7	(18)		1.2E 3	10	1.5E 3	1.5E 3
	(0)		(4.7 - 23.2)E 2		(6.9 - 29.4)E 2	(6.9 - 29.4)E 2
			(11/ 12)		(6/ 6)	(6/ 6)
K-40	(18)		2.7E 3	08	3.1E 3	2.9E 3
	(0)		(1.6 - 3.8)E 3		(2.1 - 3.8)E 3	(1.7 - 4.3)E 3
			(12/ 12)		(6/ 6)	(6/ 6)
Cr-51	(18)		-3.8E 1	10	3.3E 1	3.3E 1
	(0)		(-1.9 - 1.0)E 2		(-1.5 - 1.9)E 2	(-1.5 - 1.9)E 2
			(0/ 12)		(0/ 6)	(0/ 6)
Mn-54	(18)		5.3E 0	08	6.2E 0	-1.8E 0
	(0)		(-1.0 - 2.9)E 1		(-6.0 - 23.0)E 0	(-2.2 - 2.6)E 1
			(0/ 12)		(0/ 6)	(0/ 6)
Co-57	(18)		-6.4E -1	10	2.8E 0	2.8E 0
	(0)		(-9.0 - 6.8)E 0		(-4.2 - 13.2)E 0	(-4.2 - 13.2)E 0
			(0/ 12)		(0/ 6)	(0/ 6)
Co-58	(18)		-5.1E 0	10	-1.2E 0	-1.2E 0
	(0)		(-3.0 - 1.7)E 1		(-1.3 - 2.7)E 1	(-1.3 - 2.7)E 1
			(0/ 12)		(0/ 6)	(0/ 6)
Fe-59	(18)		-1.2E 1	10	-2.2E 0	-2.2E 0
	(0)		(-6.6 - 7.9)E 1		(-6.5 - 5.1)E 1	(-6.5 - 5.1)E 1
			(0/ 12)		(0/ 6)	(0/ 6)
Co-60	(18)		2.9E 0	10	7.7E 0	7.7E 0
	(0)		(-1.9 - 2.5)E 1		(-1.8 - 2.5)E 1	(-1.8 - 2.5)E 1
			(0/ 12)		(0/ 6)	(0/ 6)
Zn-65	(18)		-5.3E 0	08	-3.3E 0	-3.3E 1
	(0)		(-7.6 - 11.8)E 1		(-2.9 - 5.0)E 1	(-6.4 - 2.0)E 1
			(0/ 12)		(0/ 6)	(0/ 6)
Se-75	(18)		-8.2E 0	10	-1.2E 0	-1.2E 0
	(0)		(-3.7 - 2.9)E 1		(-1.9 - 1.4)E 1	(-1.9 - 1.4)E 1
			(0/ 12)		(0/ 6)	(0/ 6)
Zr-95	(18)		-3.4E 0	08	2.5E 0	-7.8E 0
	(0)		(-4.6 - 1.3)E 1		(-2.4 - 1.3)E 1	(-4.3 - 3.0)E 1
			(0/ 12)		(0/ 6)	(0/ 6)
Ru-103	(18)		-3.9E 0	08	-2.3E 0	-8.5E 0
	(0)		(-2.8 - 2.1)E 1		(-2.8 - 2.1)E 1	(-2.6 - 1.4)E 1
			(0/ 12)		(0/ 6)	(0/ 6)

* Non-Routine refers to those radionuclides that exceeded the Reporting Levels in ODCM Table A.9.1-3.
** The fraction of sample analyses yielding detectable measurements (i.e. >3 standard deviations) is shown in parentheses.

Radiological Environmental Program Summary
Seabrook Nuclear Power Station, Seabrook, NH
(January - December 2004)

MEDIUM: Vegetation (TG) UNITS: pCi/kg wet

Radionuclides (No. Analyses) (Non-Routine*)		Required LLD	Indicator Stations Mean Range (No. Detected**)	Station With Highest Mean Station	Station With Highest Mean Mean Range (No. Detected**)	Control Stations Mean Range (No. Detected**)
Ru-106	(18) (0)		-3.8E 1 (-2.0 - 1.6)E 2 (0/ 12)	10	1.1E 1 (-1.1 - 1.1)E 2 (0/ 6)	1.1E 1 (-1.1 - 1.1)E 2 (0/ 6)
Ag-108m	(18) (0)		-1.3E 0 (-2.2 - 1.5)E 1 (0/ 12)	09	1.7E -2 (-2.2 - 1.5)E 1 (0/ 6)	-3.2E 0 (-1.7 - 1.0)E 1 (0/ 6)
Ag-110m	(18) (0)		3.4E 0 (-1.6 - 2.9)E 1 (0/ 12)	08	4.0E 0 (-1.6 - 2.0)E 1 (0/ 6)	8.3E -1 (-9.0 - 14.0)E 0 (0/ 6)
Sb-124	(18) (0)		0.0E 0 (-5.1 - 4.3)E 1 (0/ 12)	10	1.5E 1 (-5.5 - 5.8)E 1 (0/ 6)	1.5E 1 (-5.5 - 5.8)E 1 (0/ 6)
Sb-125	(18) (0)		-2.8E 0 (-5.5 - 4.6)E 1 (0/ 12)	09	2.1E 1 (-2.8 - 4.6)E 1 (0/ 6)	1.1E 1 (-9.0 - 33.0)E 0 (0/ 6)
I-131	(18) (0)	60	2.3E 0 (-2.5 - 3.5)E 1 (0/ 12)	10	6.4E 0 (-5.6 - 15.0)E 0 (0/ 6)	6.4E 0 (-5.6 - 15.0)E 0 (0/ 6)
Cs-134	(18) (0)	60	7.1E 0 (-1.6 - 2.9)E 1 (0/ 12)	09	1.4E 1 (-1.3 - 2.9)E 1 (0/ 6)	1.1E 1 (-1.5 - 2.8)E 1 (0/ 6)
Cs-137	(18) (0)	80	6.3E 0 (-2.3 - 3.6)E 1 (0/ 12)	09	1.5E 1 (-1.1 - 3.6)E 1 (0/ 6)	7.0E 0 (-7.0 - 16.0)E 0 (0/ 6)
Ba-140	(18) (0)		-3.3E 0 (-4.1 - 4.6)E 1 (0/ 12)	09	7.3E 0 (-4.1 - 4.6)E 1 (0/ 6)	-4.2E 0 (-3.9 - 5.1)E 1 (0/ 6)
Ce-141	(18) (0)		-2.3E 0 (-5.0 - 4.9)E 1 (0/ 12)	10	4.8E 0 (-2.3 - 5.6)E 1 (0/ 6)	4.8E 0 (-2.3 - 5.6)E 1 (0/ 6)
Ce-144	(18) (0)		-1.4E 1 (-1.0 - 0.6)E 2 (0/ 12)	10	9.3E 0 (-3.4 - 6.4)E 1 (0/ 6)	9.3E 0 (-3.4 - 6.4)E 1 (0/ 6)
Th-232	(18) (0)		-8.7E 0 (-1.2 - 0.6)E 2 (0/ 12)	10	4.0E 1 (-1.0 - 77.0)E 0 (0/ 6)	4.0E 1 (-1.0 - 77.0)E 0 (0/ 6)

* Non-Routine refers to those radionuclides that exceeded the Reporting Levels in ODCM Table A.9.1-3.
** The fraction of sample analyses yielding detectable measurements (i.e. >3 standard deviations) is shown in parentheses.

3.13 Direct Radiation

Direct gamma radiation exposure was measured with thermoluminescent dosimeters (TLDs). Two TLD badges are placed at each of the monitoring stations. Each TLD badge has 3 $CaSO_4$: Tm elements. A location result is an average of six independent readings per quarter. A total of forty-seven stations are located offsite, forty of which are required. The badges were collected and readout on a quarterly schedule.

The exposure rates were normalized to a 91-day quarter. A summary of the data is shown in Table 3.1. Overall, the REMP direct radiation program showed no indication of increased direct radiation above background either within the owner-controlled area or beyond the site boundary. This is demonstrated by the fact that indicator location results are statistically identical to control locations. The 2004 annual mean of all indicator locations was 16.0 mR/91-day quarter while the mean of all control locations was 17.2 mR/91-day quarter. This verifies that there is no difference in the annual dose as a function of distance from the plant. The fractional difference of the 2004 TLD measurements compared with pre-operational TLD measurements show that no direct dose was attributed to station operation during 2004.

The direct radiation-monitoring program demonstrated that there was no offsite dose to the public or impact to the environment from the operation of the plant. Therefore, no increasing or decreasing trends were detected.

Any sample collection and analysis deviations from the ODCM required program, or reportable concentrations, that may have occurred during the year are described in Section 4.

TABLE 3.1

Environmental TLD Measurements
Net Exposure in mR/Standard Quarter (91 days)
2004

Sta. No.	Description	1st Quarter Exp.		S.D.	2nd Quarter Exp.		S.D.	3rd Quarter Exp.		S.D.	4th Quarter Exp.		S.D.	Annual Ave. Exp.
TL-01	Brimmer's Lane	15.0	±	0.7	17.5	±	1.0	16.1	±	0.9	18.4	±	0.8	16.8
TL-02	Landing Road	13.4	±	0.6	15.6	±	1.0	12.5	±	0.9	13.7	±	1.1	13.8
TL-03	Glade Path	15.3	±	0.7	16.5	±	0.9	14.3	±	0.9	14.8	±	0.8	15.2
TL-04	Island Path	15.1	±	0.6	16.5	±	0.8	13.8	±	0.9	15.2	±	0.6	15.2
TL-05	Harbor Road	16.3	±	0.7	18.0	±	1.0	15.2	±	1.0	15.5	±	0.7	16.2
TL-06	Barge Landing	14.0	±	0.6	15.8	±	0.8	12.8	±	0.7	14.2	±	0.7	14.2
TL-07	Cross Road	12.0	±	0.5	14.0	±	0.9	11.1	±	0.7	12.3	±	0.5	12.3
TL-08	Farm Lane	15.2	±	0.8	17.0	±	0.9	14.4	±	0.9	15.5	±	0.9	15.5
TL-09	Farm Lane	15.7	±	0.7	17.4	±	0.9	14.9	±	0.9	15.8	±	1.0	16.0
TL-10	Site Boundary	16.0	±	0.7	19.7	±	1.0	16.2	±	1.0	16.9	±	0.8	17.2
TL-11	Site Boundary	16.4	±	0.8	19.4	±	0.9	16.2	±	0.8	17.8	±	0.9	17.5
TL-12	Site Boundary	17.1	±	0.7	20.1	±	1.1	16.9	±	0.8	17.6	±	0.6	18.0
TL-13	Inside Site Boundary	19.2	±	0.9	21.6	±	1.2	18.3	±	0.8	19.6	±	0.8	19.7
TL-14	Trailer Park	15.3	±	0.8	17.3	±	0.9	14.3	±	0.8	15.8	±	1.4	15.7
TL-15	Brimmer's Lane	15.4	±	0.9	17.5	±	1.0	16.6	±	1.1	19.5	±	1.4	17.2
TL-16	Brimmer's Lane	13.5	±	0.7	15.2	±	1.1	14.0	±	0.7	15.7	±	1.1	14.6
TL-17	South Road	15.6	±	1.0	17.5	±	0.9	14.9	±	0.6	16.1	±	0.8	16.0
TL-18	Mill Road	14.3	±	0.6	15.8	±	0.8	13.9	±	0.8	14.6	±	0.6	14.6
TL-19	Appledore Avenue	15.1	±	0.7	16.5	±	1.0	14.1	±	0.8	14.6	±	0.9	15.1
TL-20	Ashworth Avenue	19.3	±	0.7	19.9	±	1.2	17.3	±	0.8	18.3	±	0.8	18.7
TL-21	Route 1A	15.6	±	0.9	17.5	±	0.8	14.2	±	0.8	15.0	±	0.5	15.6
TL-22	Cable Avenue	16.4	±	0.6	18.1	±	1.0	15.2	±	0.7	16.2	±	0.9	16.5
TL-23	Ferry Road	15.2	±	0.6	16.4	±	0.8	14.5	±	0.7	15.1	±	0.7	15.3
TL-24	Ferry Lots Lane	14.6	±	0.6	16.1	±	0.9	13.8	±	0.7	14.4	±	0.5	14.7
TL-25	Elm Street	16.7	±	0.8	17.0	±	0.9	15.1	±	0.8	15.6	±	0.7	16.1
TL-26	Route 107A	15.2	±	0.7	16.9	±	0.8	14.7	±	0.8	14.8	±	0.9	15.4
TL-27	Highland Street	15.7	±	0.6	16.5	±	0.8	14.0	±	0.8	15.2	±	1.4	15.3
TL-28	Route 150	15.6	±	0.9	17.4	±	0.9	15.6	±	0.7	16.0	±	0.6	16.2
TL-29	Frying Pan Lane	15.1	±	0.8	16.5	±	1.0	14.3	±	0.8	15.0	±	0.9	15.2
TL-30	Route 27	15.0	±	0.7	15.6	±	0.8	14.7	±	0.8	14.9	±	0.7	15.1
TL-31	Alumni Drive	14.2	±	0.7	14.8	±	0.8	13.3	±	0.7	13.8	±	0.7	14.0
TL-32	SB Elementary School	17.0	±	0.7	17.8	±	0.9	16.9	±	0.7	17.0	±	0.8	17.2
TL-33	Dock Area	19.3	±	0.9	19.8	±	1.2	21.5	±	1.2	19.2	±	1.0	19.9
TL-34	Bow Street	19.0	±	1.0	20.4	±	1.3	17.9	±	1.0	19.1	±	1.1	19.1
TL-35	Lincoln Ack. School	18.1	±	0.9	19.3	±	1.1	16.8	±	0.9	17.2	±	0.7	17.8
TL-36	Route 97(Control)	16.3	±	0.6	17.1	±	0.8	15.0	±	0.8	16.4	±	0.8	16.2
TL-37	Plaistow, NH (Control)	18.4	±	0.8	18.1	±	0.9	17.7	±	0.9	17.6	±	0.7	17.9
TL-38	Hampstead, NH (Control)	19.7	±	0.8	20.6	±	1.2	19.2	±	1.3	19.7	±	1.1	19.8
TL-39	Fremont, NH (Control)	18.6	±	1.0	18.9	±	1.0	20.3	±	1.1	22.0	±	1.0	19.9
TL-40	Newmarket, NH (Control)	15.7	±	0.8	17.2	±	1.0	15.7	±	0.9	16.4	±	0.9	16.3

TABLE 3.1 (Cont'd)

Environmental TLD Measurements
Net Exposure in mR/Standard Quarter (91 days)
2004

Sta. No.	Description	1st Quarter Exp.		S.D.	2nd Quarter Exp.		S.D.	3rd Quarter Exp.		S.D.	4th Quarter Exp.		S.D.	Annual Ave. Exp.
TL-41	Portsmouth, NH (Control)	16.9	±	0.9	16.9	±	0.8	15.2	±	0.7	16.4	±	0.8	16.4
TL-42	Ipswich, MA (Control)	14.3	±	0.8	15.0	±	0.8	12.9	±	0.6	14.0	±	0.6	14.1
TL-43	Rocks Road Landing	13.1	±	0.7	14.1	±	0.9	13.1	±	0.6	13.1	±	0.9	13.4
TL-44	SB Education Center	14.2	±	0.8	15.3	±	0.8	13.5	±	0.7	14.1	±	0.7	14.3
TL-45	Hampton Fire Station	16.9	±	0.8	17.7	±	0.9	16.0	±	0.8	16.6	±	0.7	16.8
TL-46	SB Police Station	16.6	±	0.7	17.1	±	0.9	14.9	±	0.7	15.8	±	0.7	16.1
TL-47	Route 84	15.4	±	0.6	16.3	±	1.0	14.4	±	0.8	15.0	±	0.7	15.3
	Mean of Indicators	15.8			17.2			15.1			15.9			16.0
	Mean of Controls	16.6			17.7			16.6			17.5			17.2

FIGURE 3.6

ENVIRONMENTAL RADIATION MEASUREMENTS (USING TLDs)
SEABROOK STATION

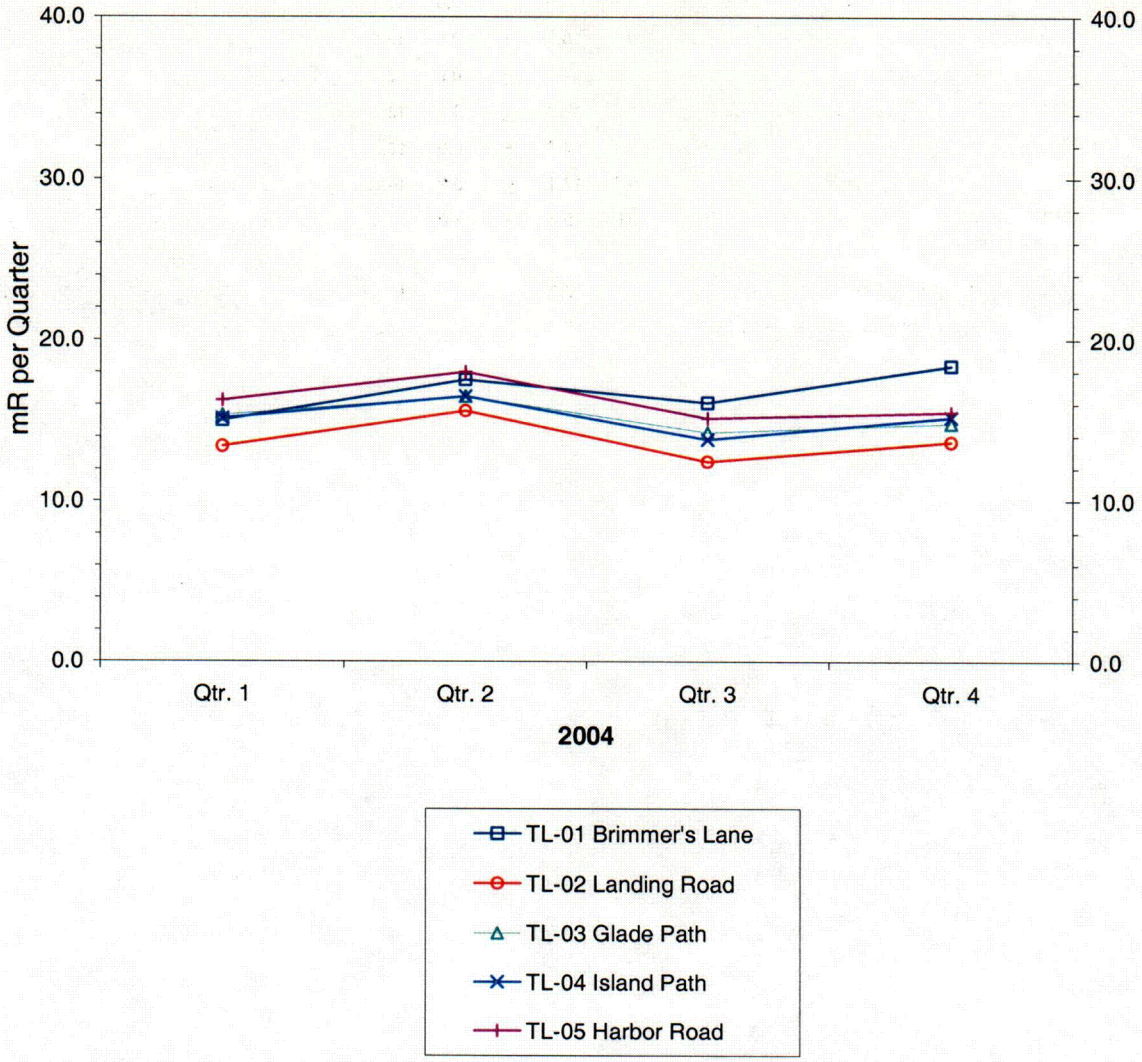

C17

FIGURE 3.6.1

ENVIRONMENTAL RADIATION MEASUREMENTS (USING TLDs)
SEABROOK STATION

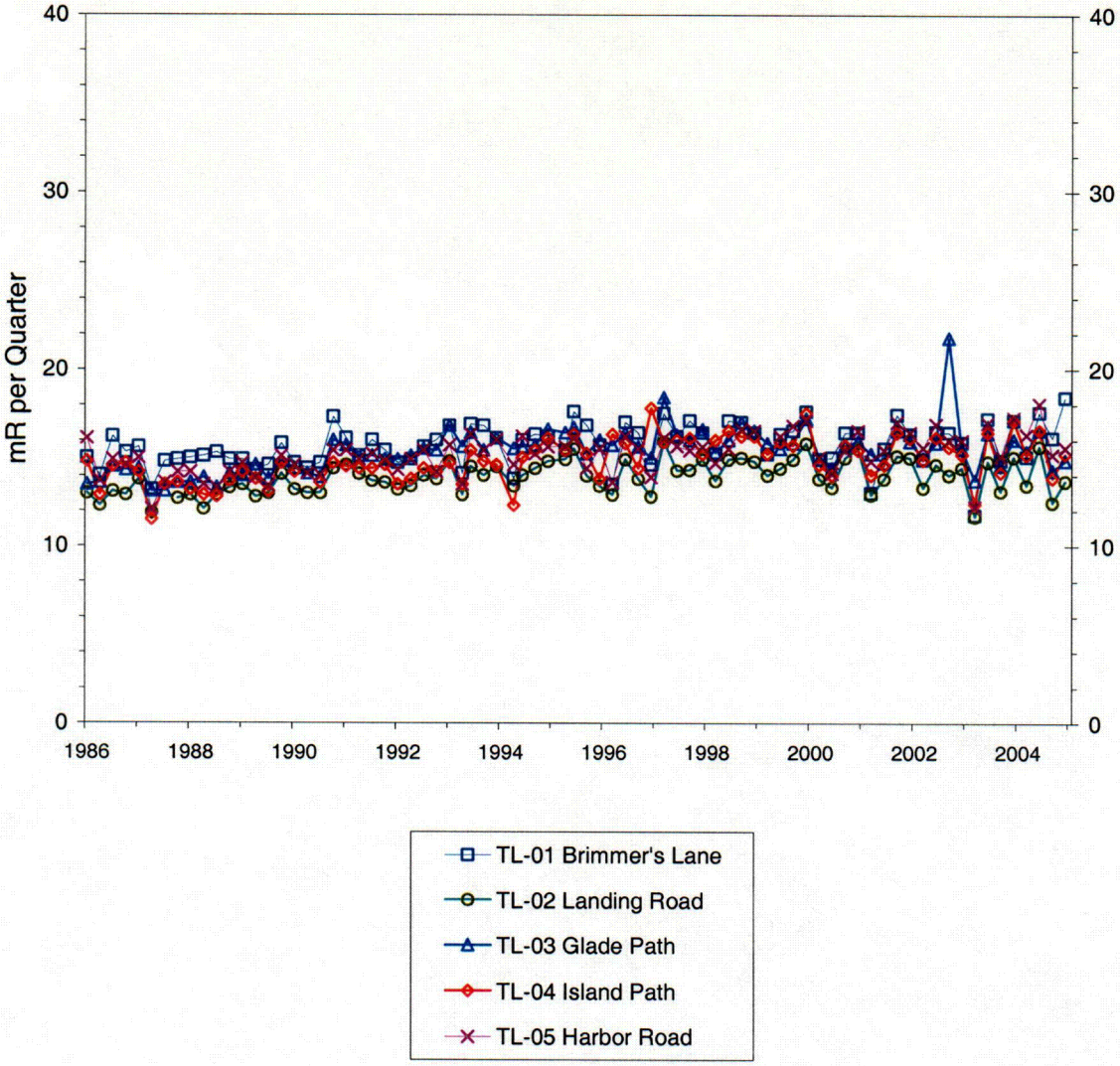

C18

FIGURE 3.7

ENVIRONMENTAL RADIATION MEASUREMENTS (USING TLDs)
SEABROOK STATION

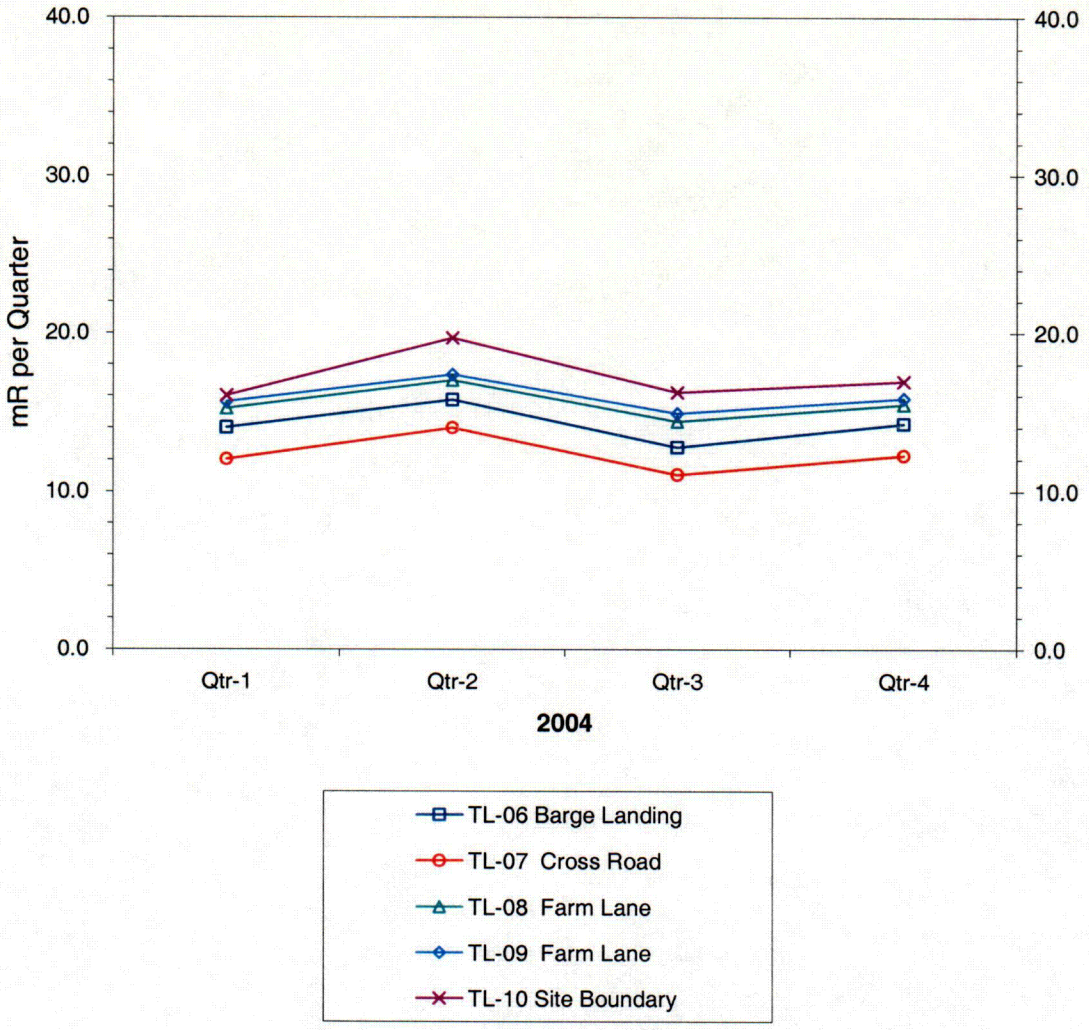

C19

FIGURE 3.7.1

ENVIRONMENTAL RADIATION MEASUREMENTS (USING TLDs)
SEABROOK STATION

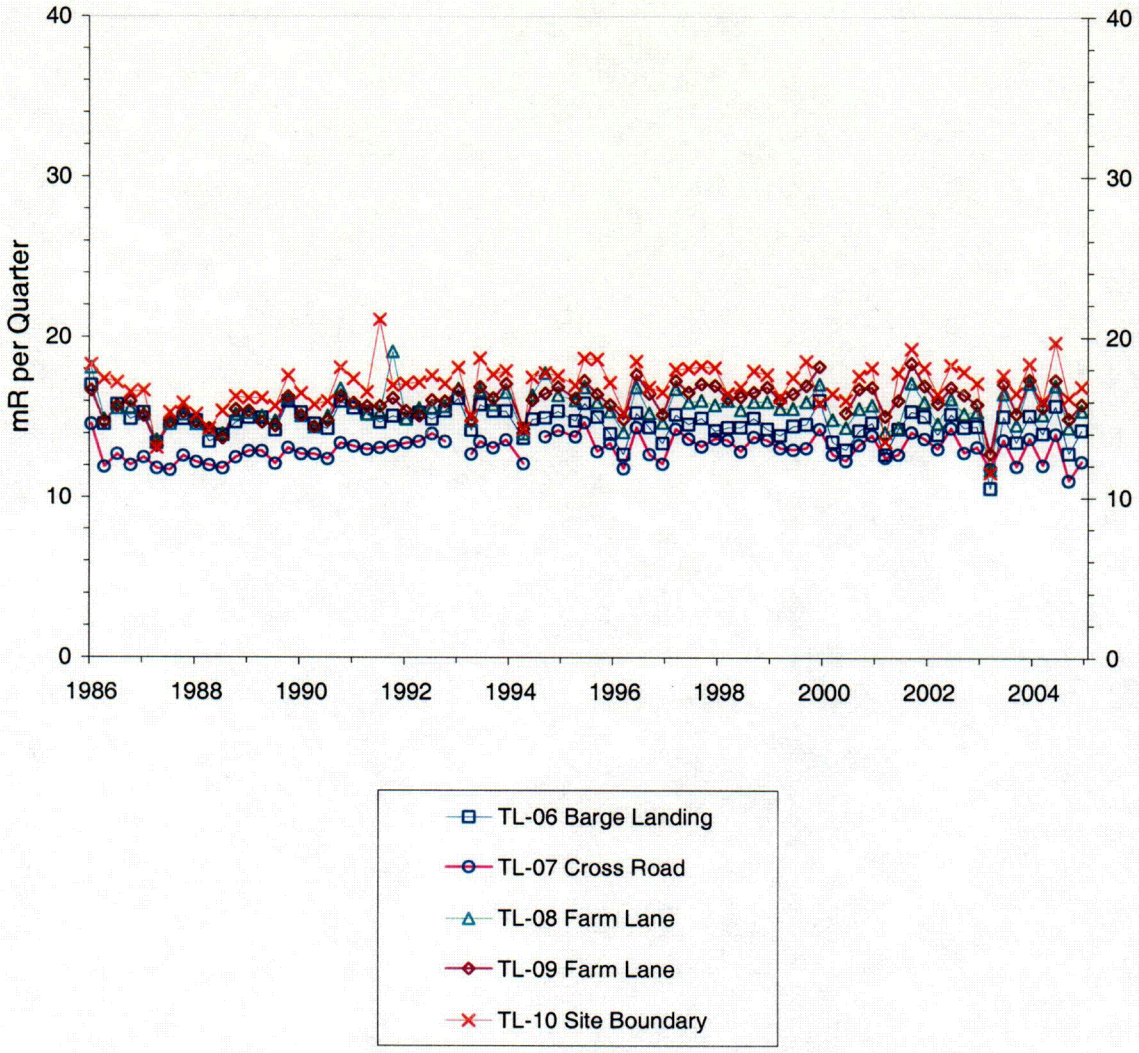

C20

FIGURE 3.8

ENVIRONMENTAL RADIATION MEASUREMENTS (USING TLDs)
SEABROOK STATION

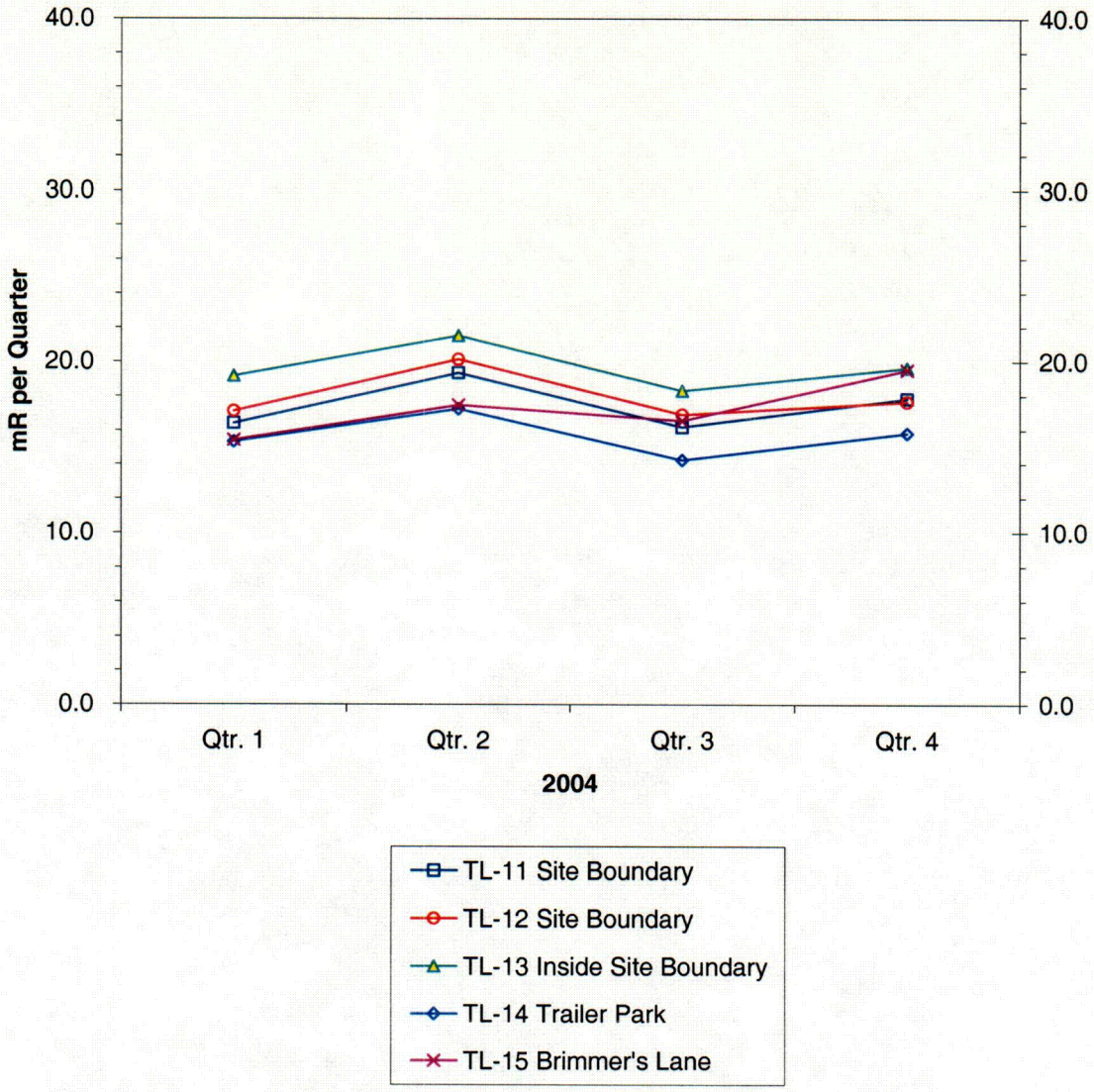

C21

FIGURE 3.8.1

ENVIRONMENTAL RADIATION MEASUREMENTS (USING TLDs)
SEABROOK STATION

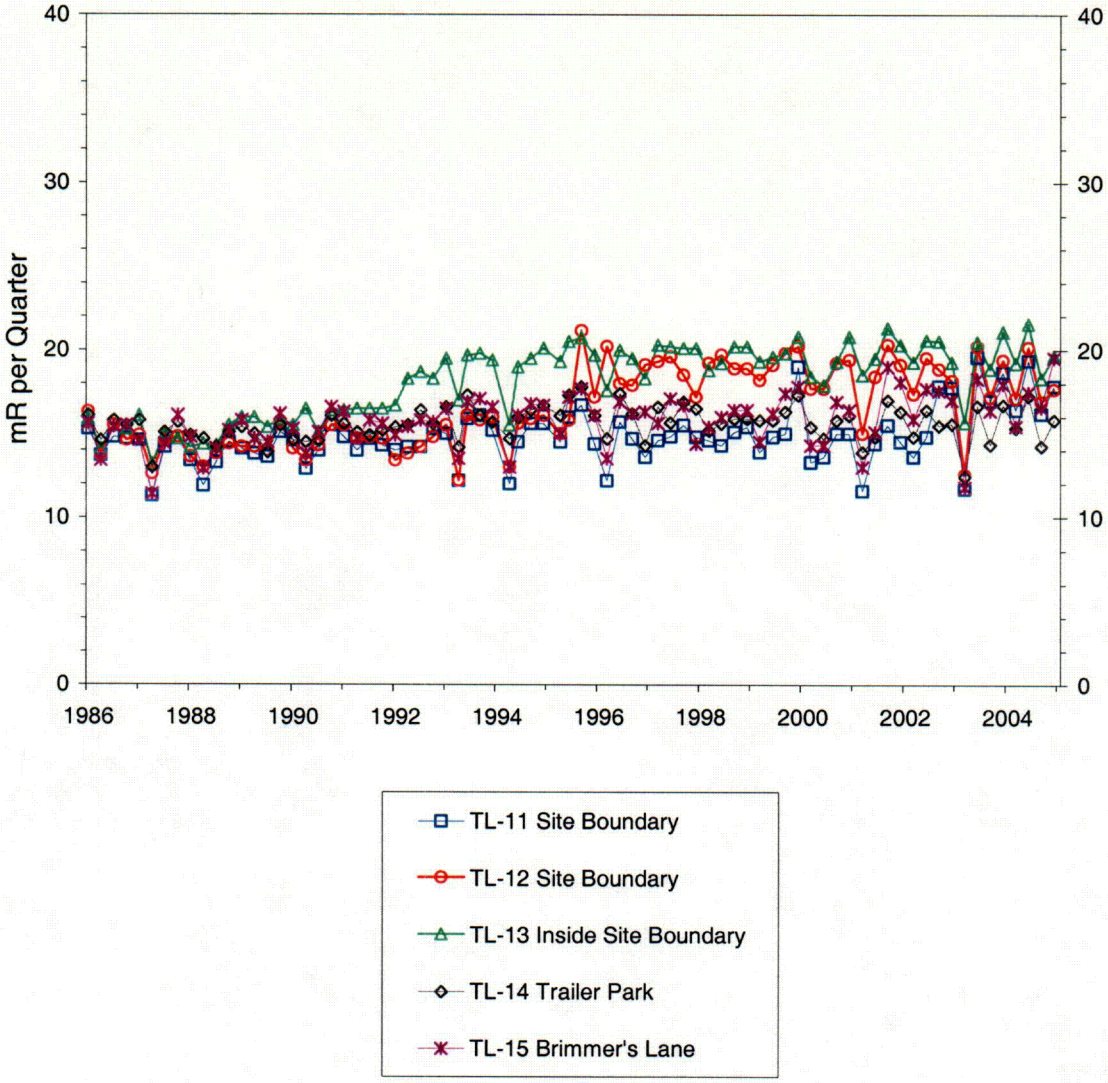

C22

FIGURE 3.9

ENVIRONMENTAL RADIATION MEASUREMENTS (USING TLDs)
SEABROOK STATION

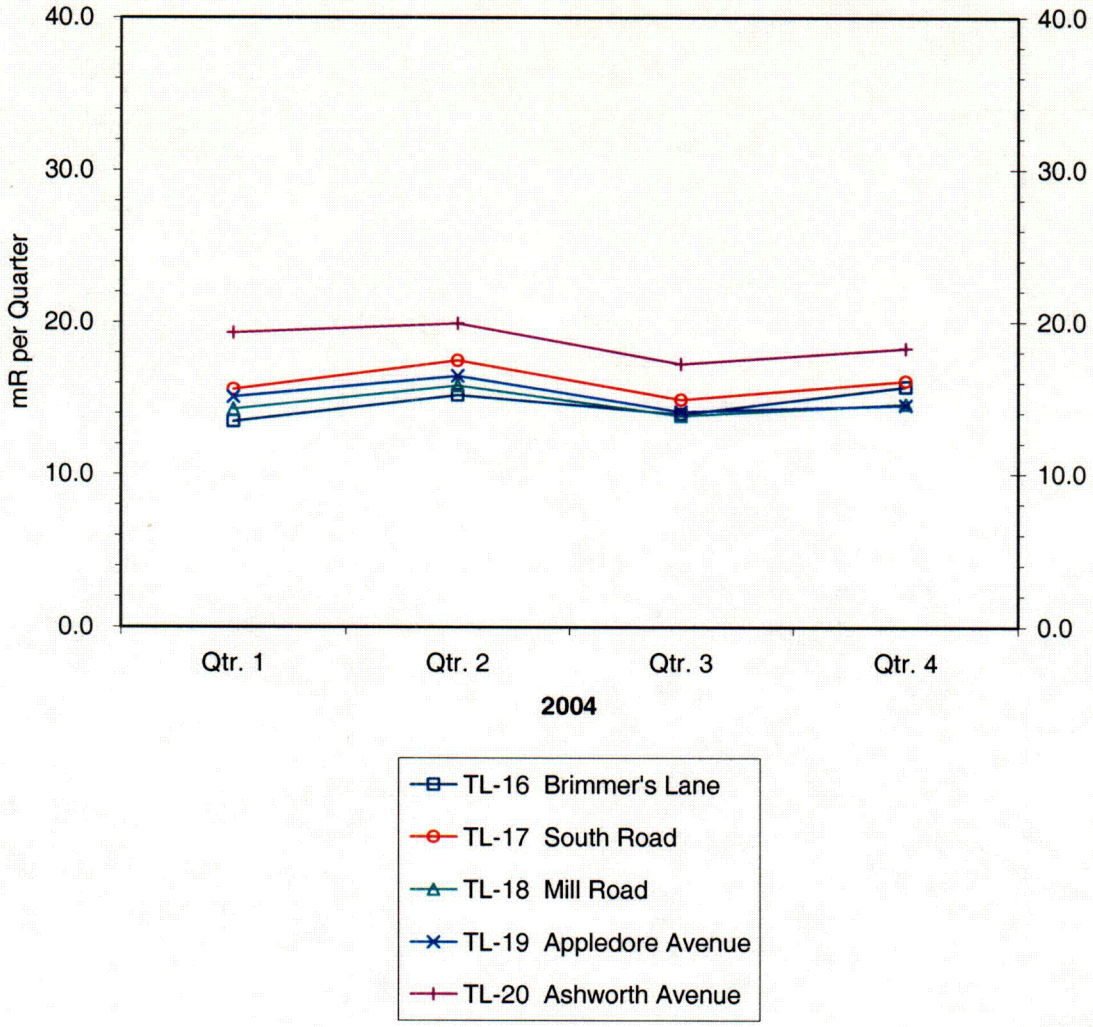

C23

FIGURE 3.9.1

ENVIRONMENTAL RADIATION MEASUREMENTS (USING TLDs)
SEABROOK STATION

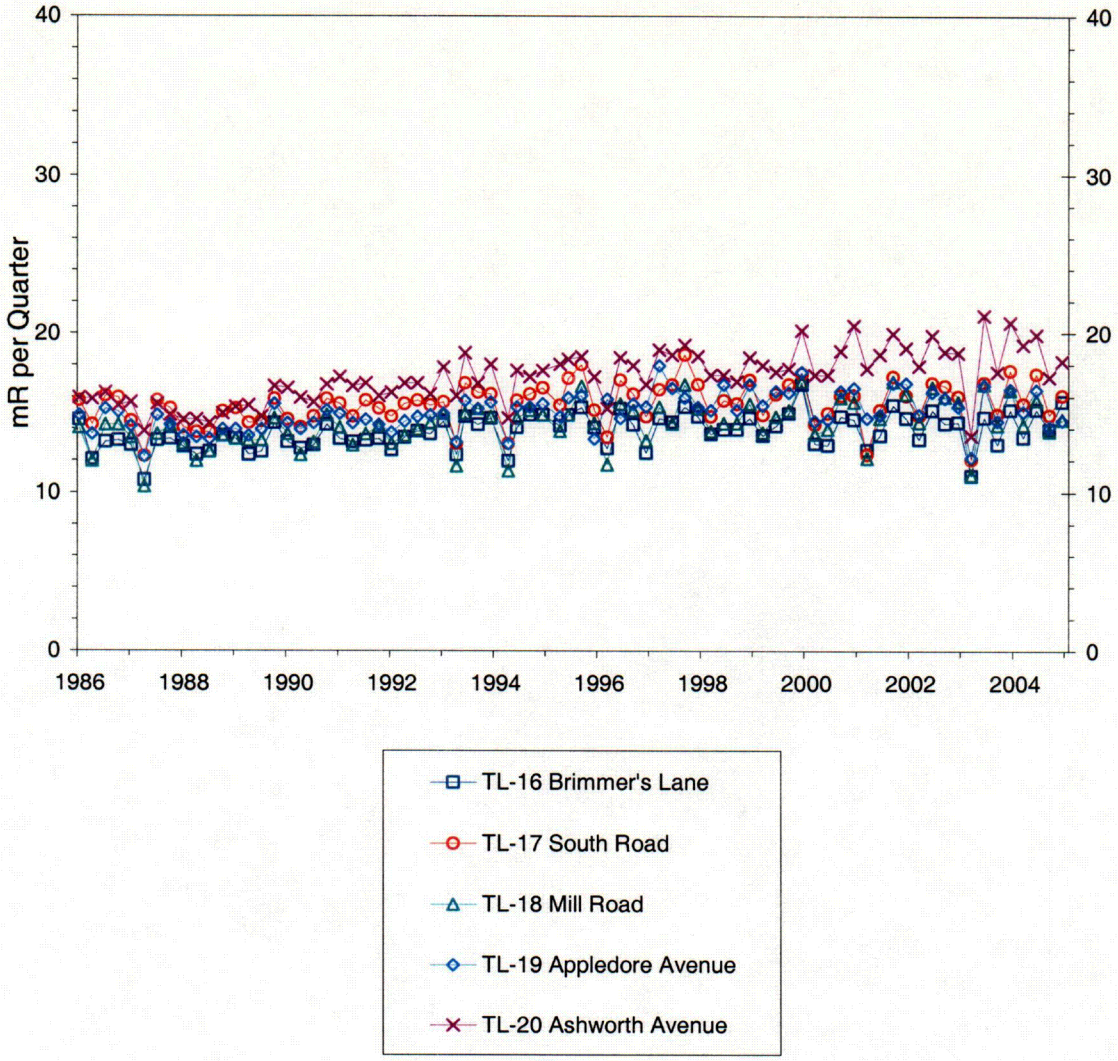

C24

FIGURE 3.10

ENVIRONMENTAL RADIATION MEASUREMENTS (USING TLDs)
SEABROOK STATION

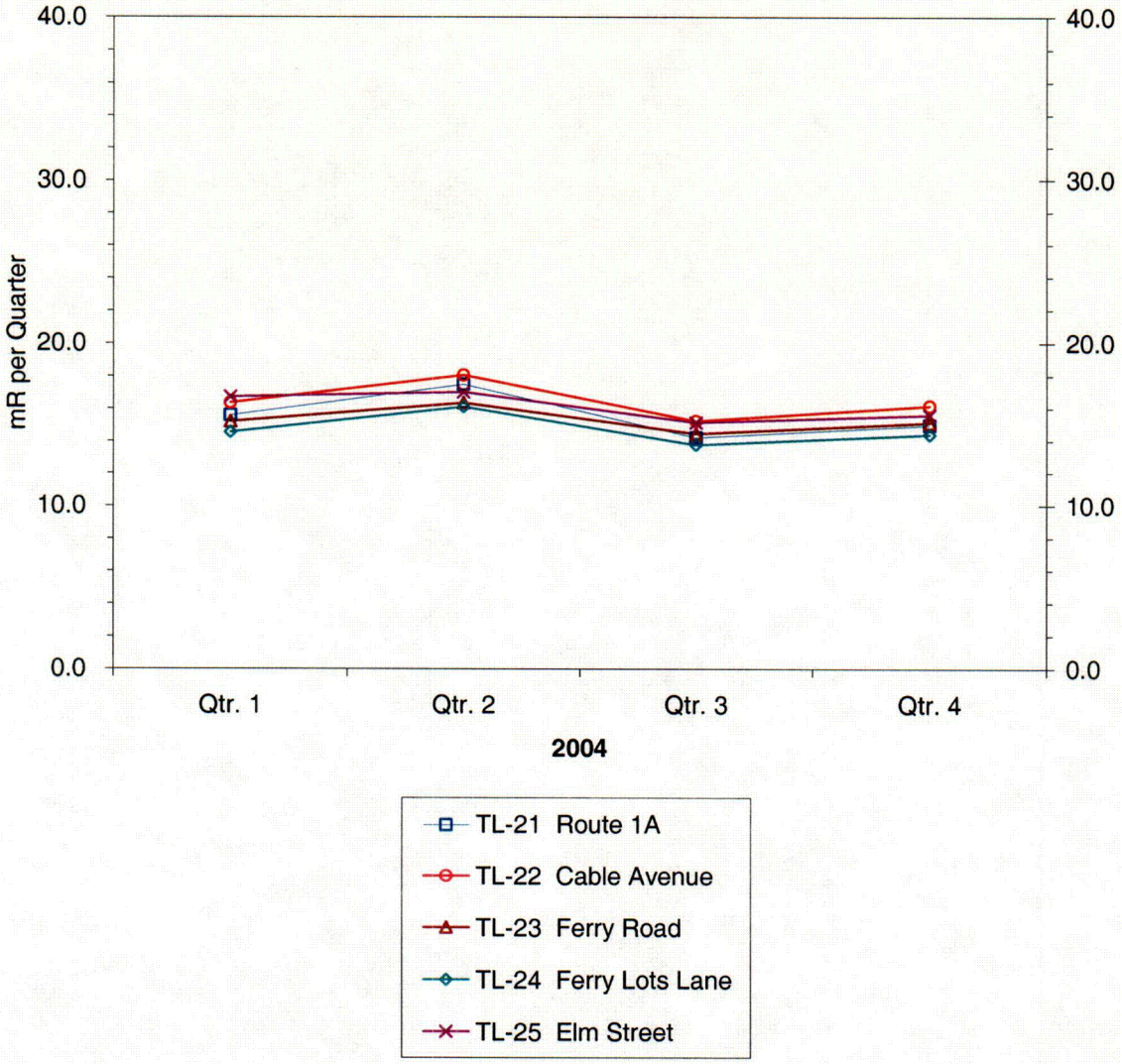

C25

FIGURE 3.10.1

ENVIRONMENTAL RADIATION MEASUREMENTS (USING TLDs)
SEABROOK STATION

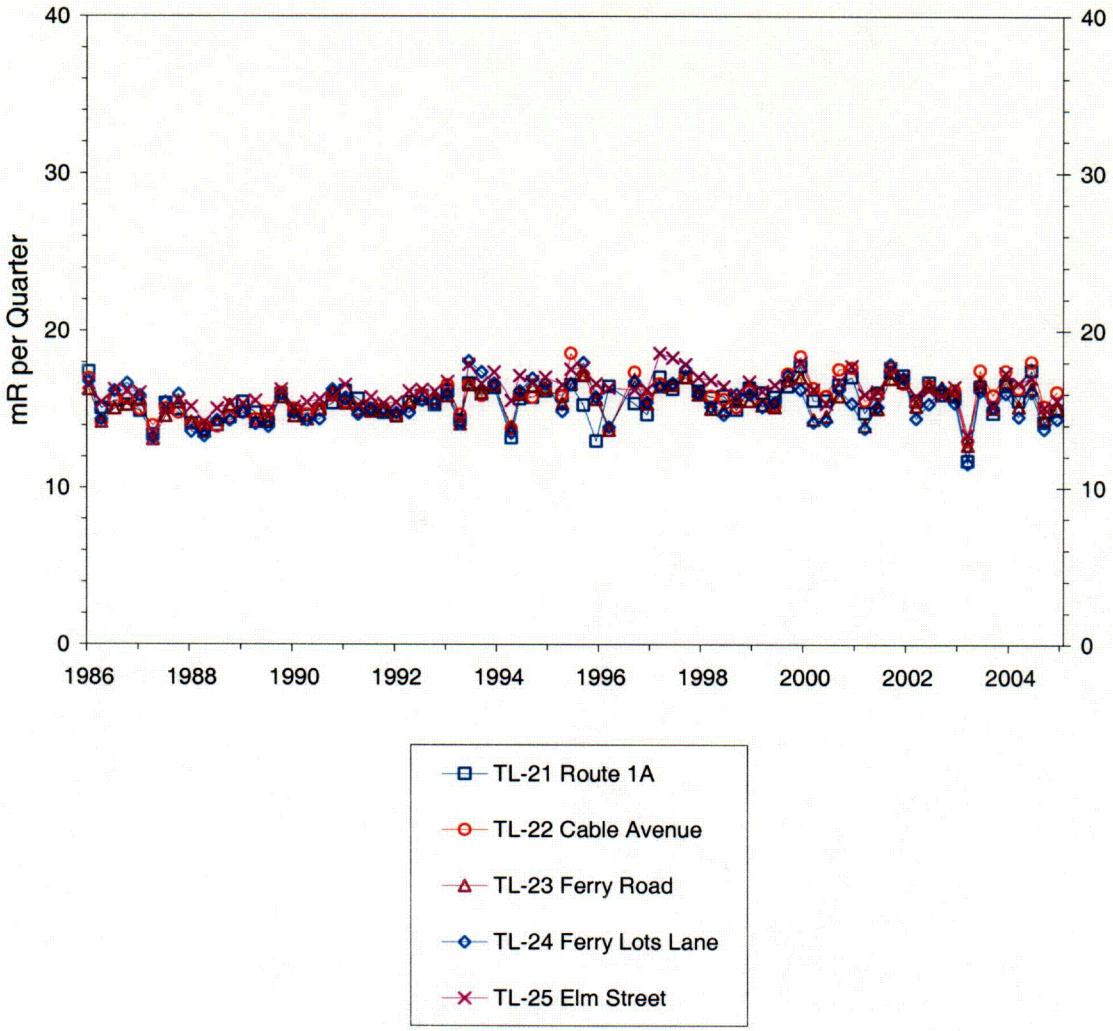

C26

FIGURE 3.11

ENVIRONMENTAL RADIATION MEASUREMENTS (USING TLDs)
SEABROOK STATION

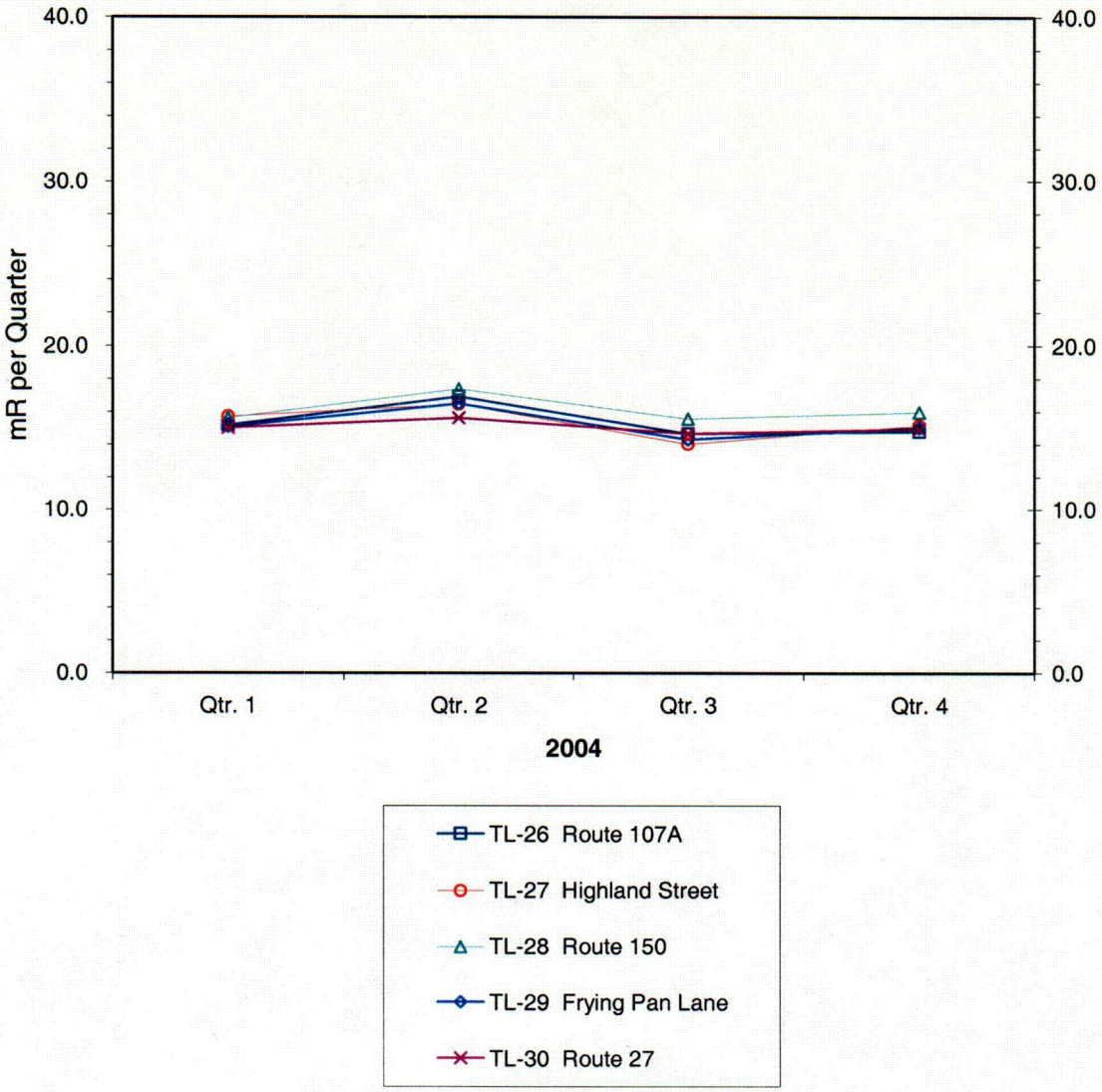

C27

FIGURE 3.11.1

ENVIRONMENTAL RADIATION MEASUREMENTS (USING TLDs)
SEABROOK STATION

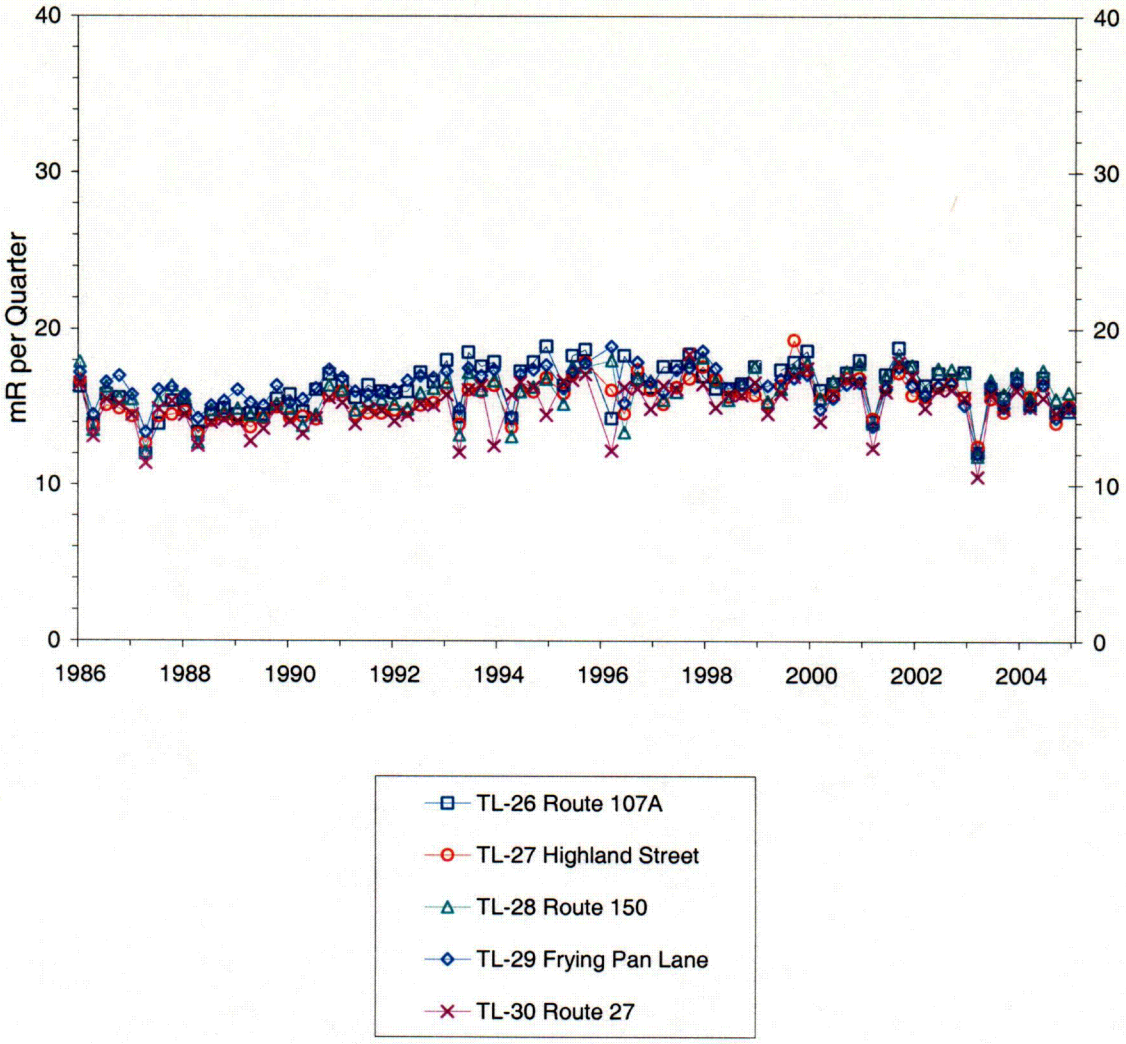

C28

FIGURE 3.12

ENVIRONMENTAL RADIATION MEASUREMENTS (USING TLDs)
SEABROOK STATION

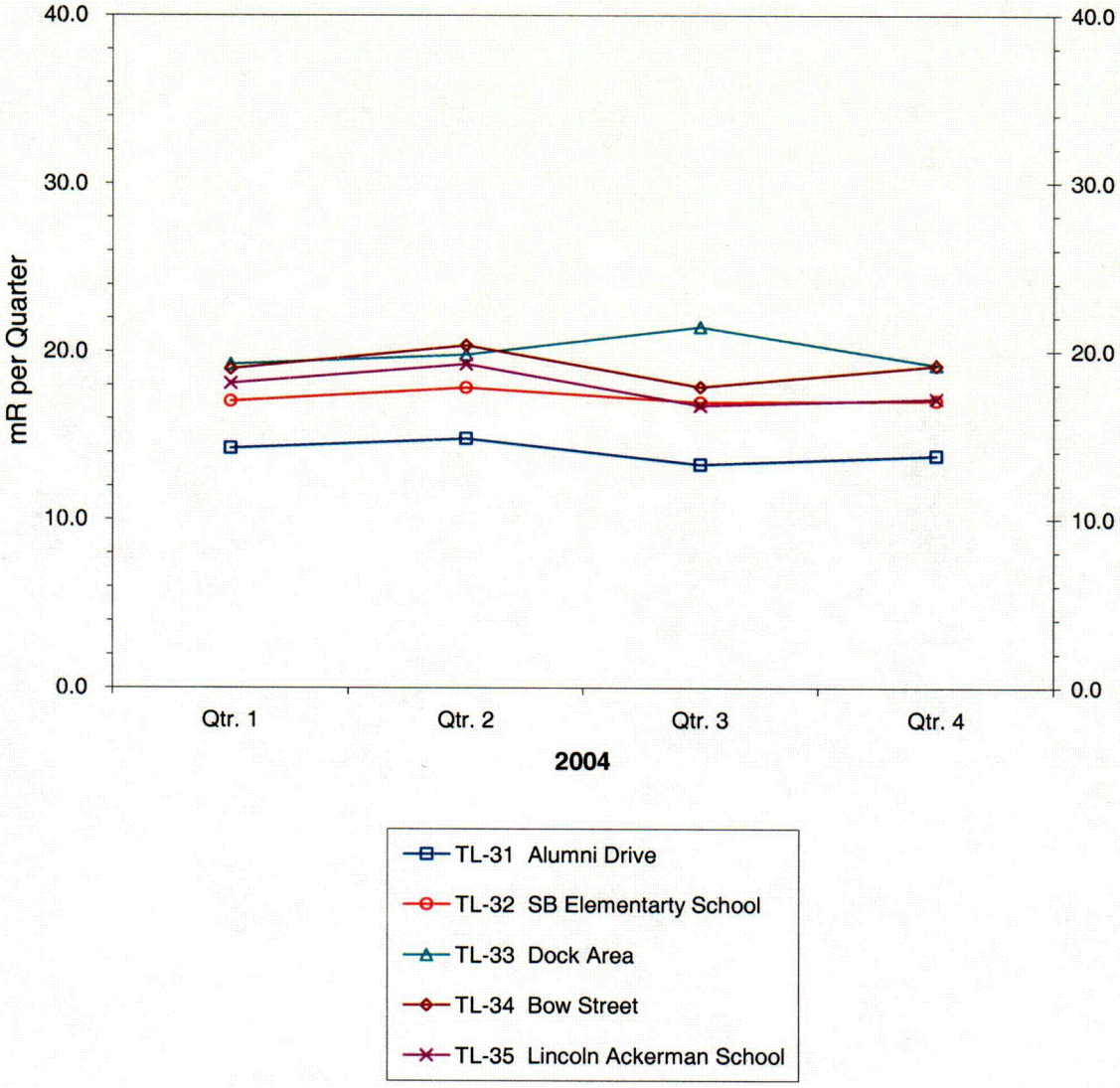

C29

FIGURE 3.12.1

ENVIRONMENTAL RADIATION MEASUREMENTS (USING TLDs)
SEABROOK STATION

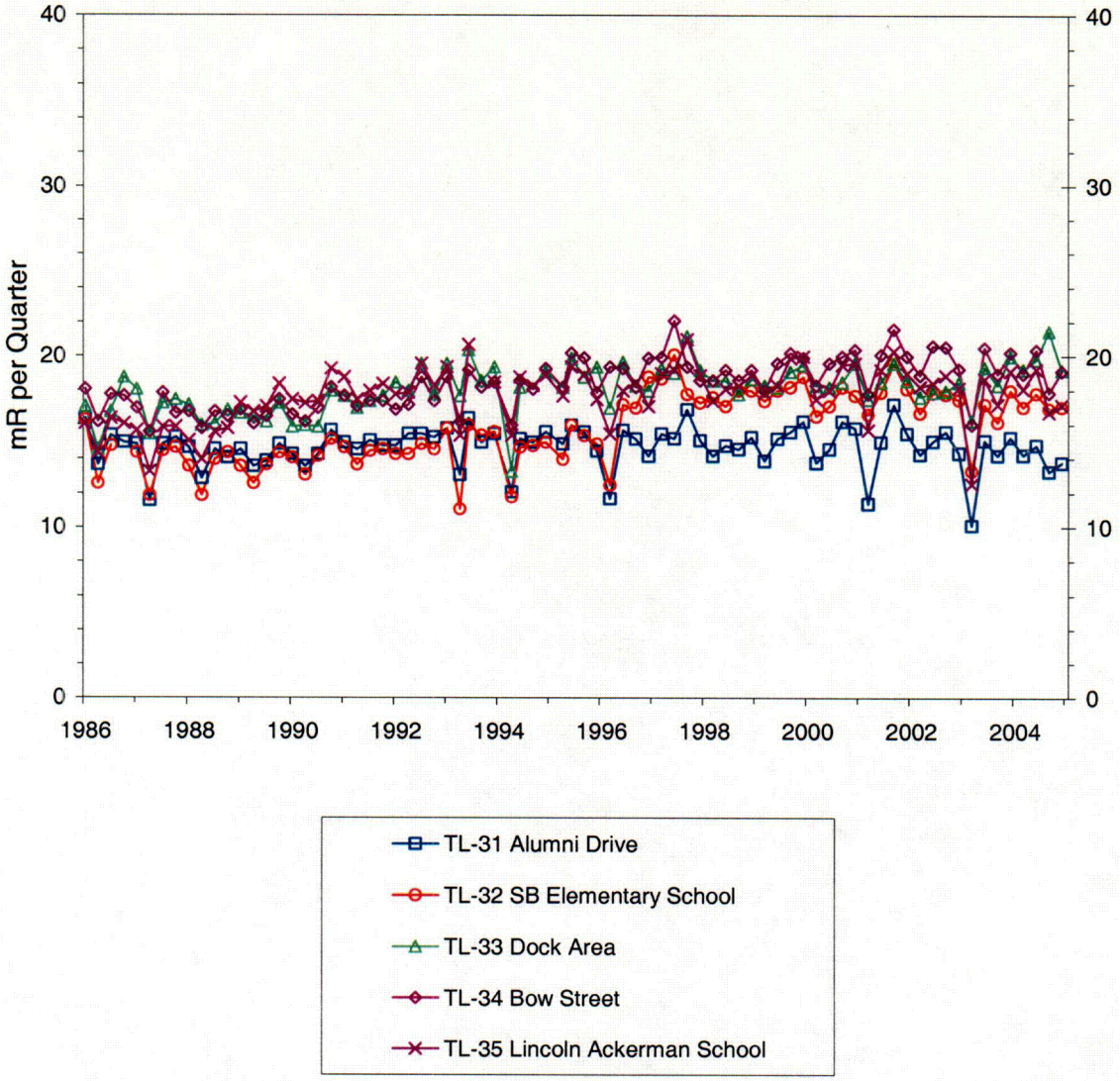

C30

FIGURE 3.13

ENVIRONMENTAL RADIATION MEASUREMENTS (USING TLDs)
SEABROOK STATION

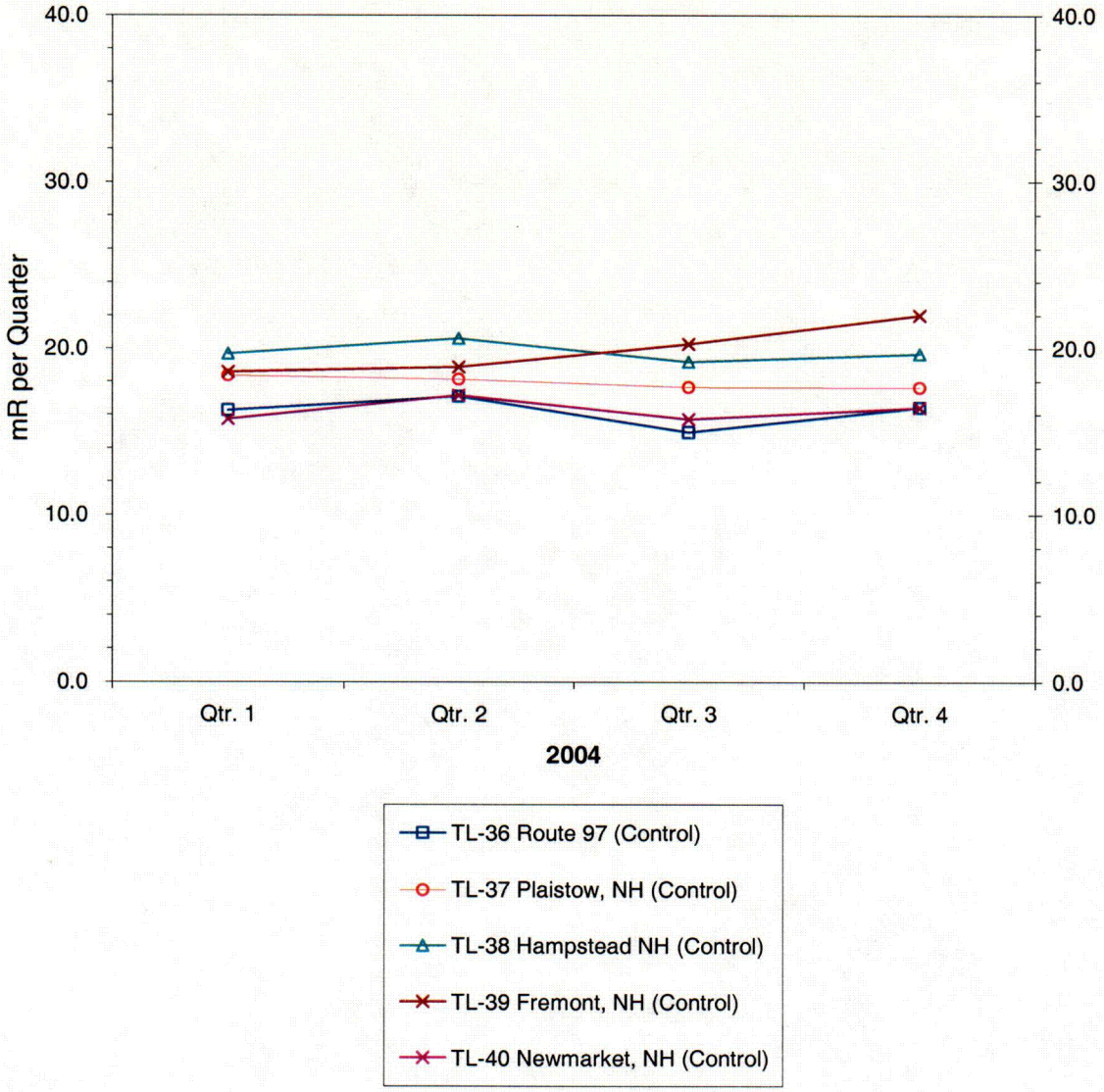

C31

FIGURE 3.13.1

ENVIRONMENTAL RADIATION MEASUREMENTS (USING TLDs)
SEABROOK STATION

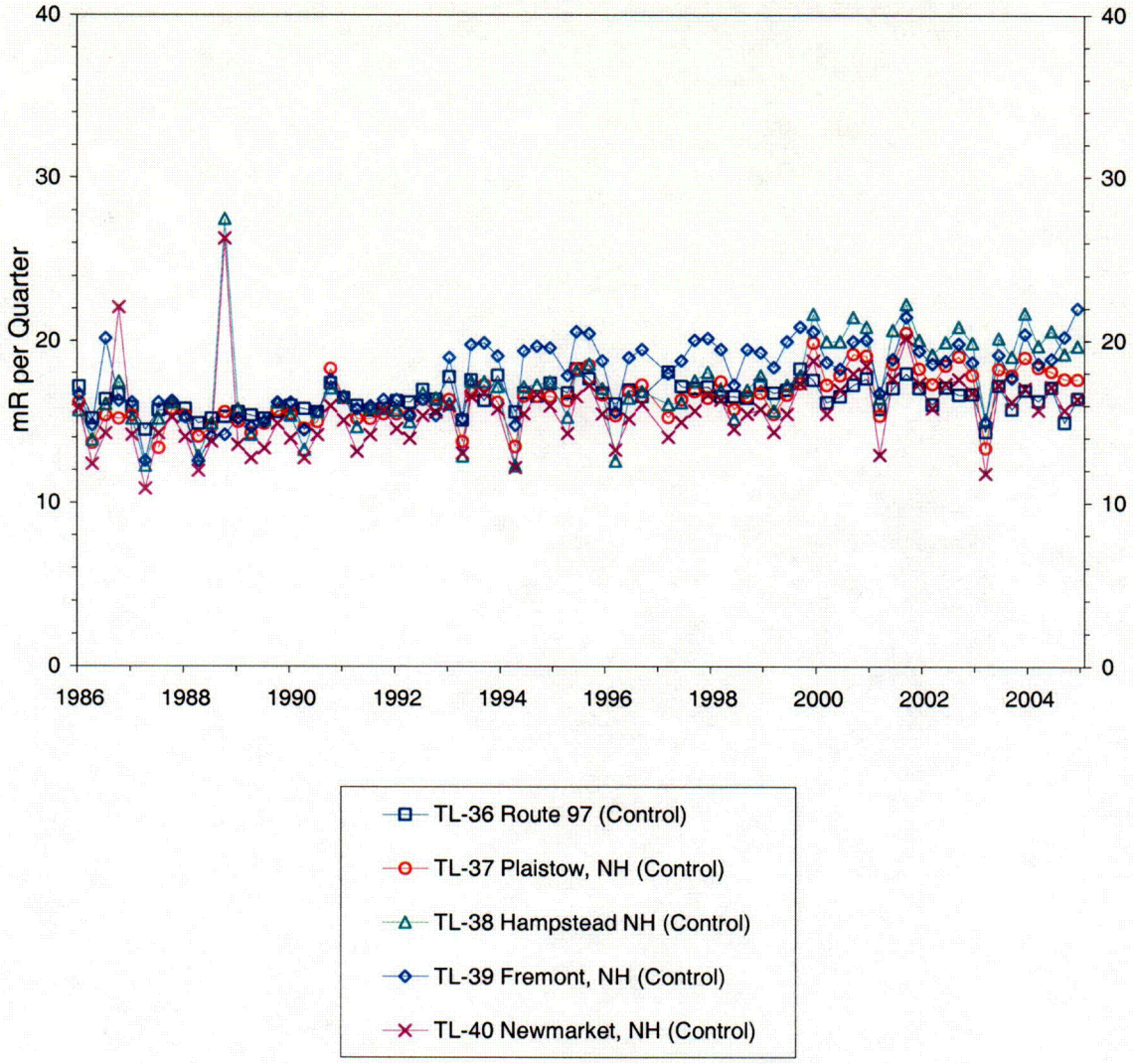

C32

FIGURE 3.14

ENVIRONMENTAL RADIATION MEASUREMENTS (USING TLDs)
SEABROOK STATION

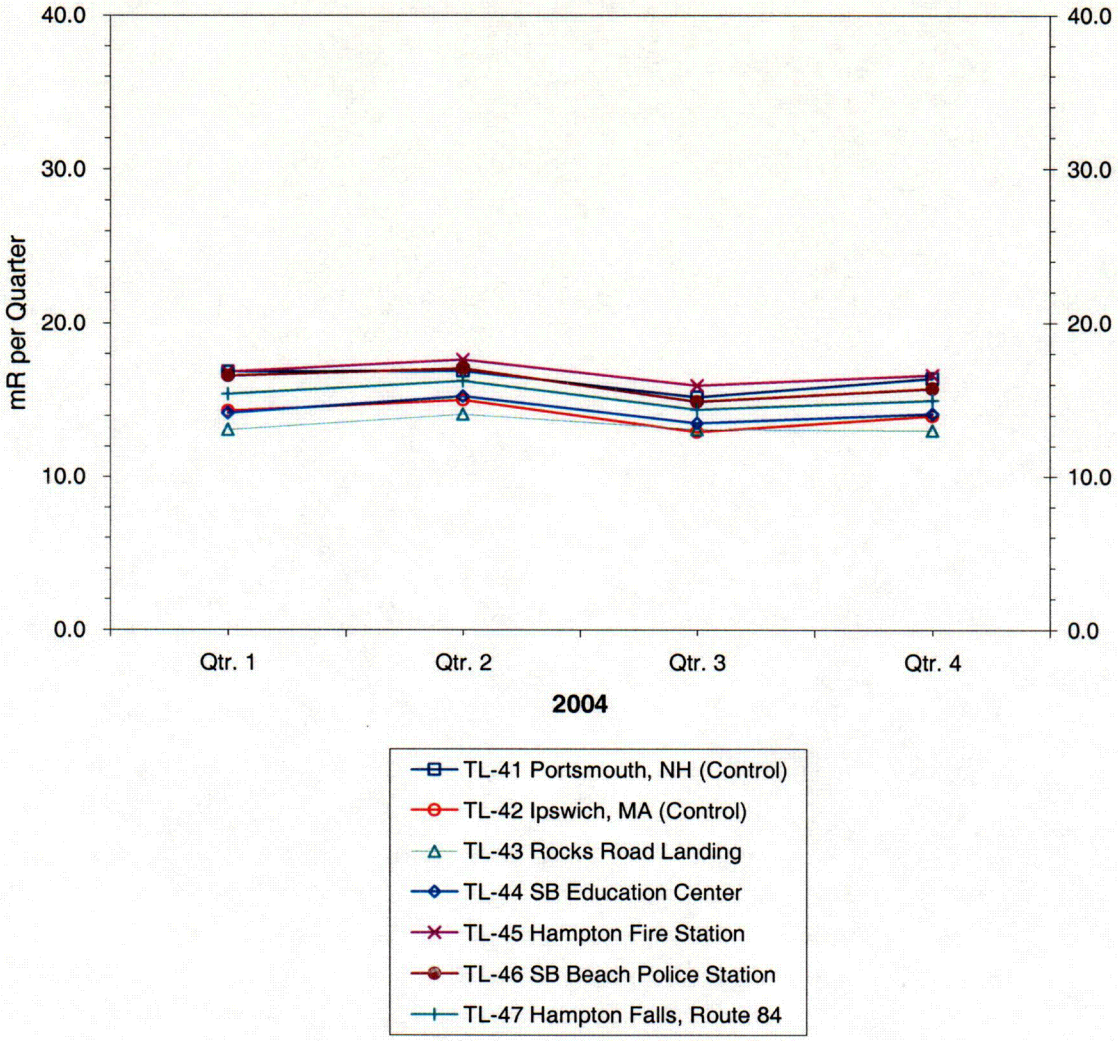

C33

FIGURE 3.14.1

ENVIRONMENTAL RADIATION MEASUREMENTS (USING TLDs)
SEABROOK STATION

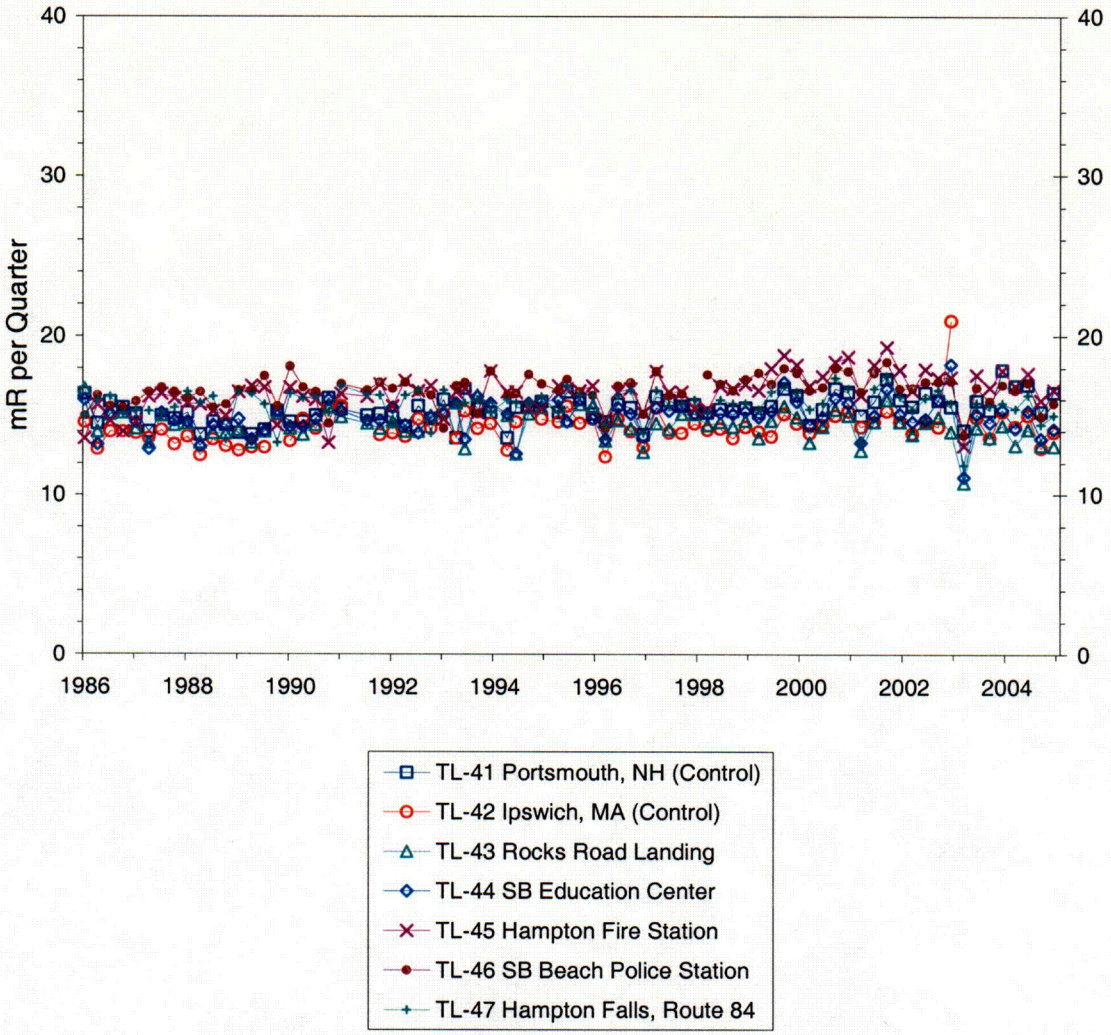

C34

4.0 Program Deviations and Reporting

4.1 Sampling Program Deviations

Table A.9.1-1 of the Offsite Dose Calculation Manual (ODCM) allows for deviations in the REMP sampling schedule "if specimens are unobtainable due to circumstances such as hazardous conditions, seasonal unavailability and malfunction of automatic sampling equipment." All deviations from the sampling schedule shall be documented each year in the Radiological Environmental Operating Report. The deviations for 2004 are as follows:

- It was determined in January that milk from TM-16 (no January monthly milk could be collected at TM-16 as required) would no longer be available to the REMP due to loss of milk animals. The latest Land Use Census indicates that there is not a sufficient remaining inventory of potential milk producing locations to satisfy REMP requirements. Alternate board leaf vegetation sampling is selected to provide substitute samples during the growing season.

- Air sample station AP/CF-08 lost power for approximately 72 hours (01/23/2004 to 02/08/2004) due to GFI breaker trip and therefore failed to continuously collect a sample. It is also noted that AP/CF-08 is not one of the required REMP sampling locations and is reported here for information only.

- Air sample station AP/CF-03 was found not running at time of change out on 02/25/2004 due to a blown pump motor fuse and therefore failed to continuously collect a sample. Approximately 53 hours of run time were lost.

- Collection of fish samples off shore was not accomplished as scheduled in the first quarter, 2004, due to unavailability of fish. It should be noted that fish collection is only required semiannually or when fish species are in season. The inability to collect fish in the first quarter is not considered a deviation from the required REMP, but is included here for information only.

- Air sample station AP/CF-08 lost AC power for approximately 2 hours on 04/08/2004 due to utility maintenance activities not related to the air sampler, thereby failing to continuously collect a sample. This situation was identified by a remote telemetry alert notification which helped to prevent an extended loss of sample. It is also noted that AP/CF-08 is not one of the required REMP sampling locations and is reported here for information only.

- Air sample station AP/CF-05 lost air flow for approximately 2 hours 14 minutes on 05/21/2004 due to broken inlet poly tube, thereby failing to continuously collect a sample. This situation was identified by a remote telemetry alert notification for low pump vacuum that helped to prevent an extended loss of sample.

- Air sample station AP/CF-01 lost power for approximately 15 hours on 09/28/2004 due to a blown pump fuse, and therefore failed to continuously collect a sample. This situation was identified by a remote telemetry alert notification for low pump vacuum that helped to prevent an extended loss of sample.

- Third quarter, 2004, seawater composite sample for Station WS-51, Ipswich Bay (Control), did not contain the September seawater grab sample as required due to it being accidentally discarded at

the environmental laboratory after its gamma analysis was performed. Additional laboratory staff and management oversight has been implemented to prevent recccurrence.

4.2 Comparison Of Achieved LLDs With Requirements

Table A.9.1-2 of the ODCM indicates the required Lower Limits of Detection (LLDs) for environmental sample analyses. (This table is duplicated in Table 4.1 of this report.) Occasionally an LLD is not achievable due to a situation such as a low sample volume caused by sampling equipment malfunction. In such a case, ODCM Table A.9.1-2 requires a discussion of the situation in the annual Radiological Environmental Operating Report. At the Framatome Environmental Laboratory (FANPEL), the target LLD for any analysis is typically 30-40 percent of the most restrictive required LLD. Expressed differently, the typical sensitivities achieved for each analysis are at least 2.5 to 3 times greater than that required by the Seabrook ODCM.

For each analysis having an LLD requirement in ODCM Table A.9.1-2, the *a posteriori* (after the fact) LLD, or Minimum Detectable Concentration (MDC) calculated for that analysis was compared with the required LLD. During 2004, over 1550 analyses had an LLD requirement listed in Table 4.1. The following list the number of missed LLDs in 2004:

- One broad leaf vegetation sample from sample location TG-09 (sample date 10/27/2004) failed to meet the required low level I-131 analysis MDC of 60 pCi/kg due to delay at the laboratory in conducting the analysis (failure to recognize time requirements for analysis as result in change of personnel). The laboratory has taken corrective management actions to prevent reoccurrence.

4.3 Comparison of Results Against Reporting Levels

Seabrook Station ODCM Section 10.1 requires the notification of the NRC by special report within 30 days of receipt from the environmental laboratory whenever a Reporting Level in Table 4.2 is exceeded. Reporting Levels are the environmental concentrations that relate to the ALARA design dose objectives of 10 CFR 50, Appendix I. It should be noted that environmental concentrations are averaged over calendar quarters for the purposes of this comparison, and that Reporting Levels apply only to measured levels of radioactivity due to plant effluents. During 2004, no Reporting Levels were exceeded.

Table 4.1

DETECTION CAPABILITIES FOR ENVIRONMENTAL SAMPLE ANALYSIS[a]

Lower Limit of Detection (LLD)

Analysis	Water (pCi/kg)	Airborne Particulate or Gas (pCi/kg, wet)	Fish and Invertebrates (pCi/kg, wet)	Milk (pCi/kg)	Food Products (pCi/kg, wet)	Sediment (pCi/kg, dry)
Gross Beta	4	0.01				
H-3	3,000					
Mn-54	15		130			
Fe-59	30		260			
Co-58, 60	15		130			
Zn-65	30		260			
Zr-Nb-95	15[c]					
I-131	15	0.07		1	60	
Cs-134	15	0.05	130	15	60	150
Cs-137	18	0.06	150	18	80	180
Ba-La-140	15			15		

a. Reference Seabrook Station ODCM, Table A.9.1-2 for clarifications

Table 4.2

REPORTING LEVELS FOR RADIOACTIVITY CONCENTRATIONS IN ENVIRONMENTAL SAMPLES[b]

Analysis	Water (pCi/kg)	Airborne Particulate or Gas (pCi/kg, wet)	Fish and Invertebrates (pCi/kg, wet)	Milk (pCi/kg)	Food Products (pCi/kg, wet)
H-3	30,000***				
Mn-54	1,000		30,000		
Fe-59	400		10,000		
Co-58	1,000		30,000		
Co-60	300		10,000		
Zn-65	300		20,000		
Zr-Nb-95	400*				
I-131	100	0.9		3	100**
Cs-134	30	10	1,000	60	1,000
Cs-137	50	20	2,000	70	2,000
Ba-La-140	200*			300*	

* Parent only.
** Broad leaf vegetation only.
***Plant dewatering reporting level = 20,000 pCi/kg (2E-05 uCi/ml)
b. Reference Seabrook Station ODCM Table A.9.1-3 for clarifications.

5.0 QUALITY ASSURANCE PROGRAM

The quality assurance program at the AREVA Framatome ANP Environmental Laboratory (FANPEL) is designed to serve two overall purposes: 1) Establish a measure of confidence in the measurement process to assure the licensee, regulatory agencies and the public that analytical results are accurate and precise; and 2) Identify deficiencies in the sampling and/or measurement process to those responsible for these operations so that corrective action can be taken. Quality assurance is applied to all steps of the measurement process, including the collection, measurement and reporting of data, as well as the record keeping of the final results. Quality control, as part of the quality assurance program, provides a means to control and measure the characteristics of the measurement equipment and processes, relative to established requirements.

The FANPEL employs a comprehensive quality assurance program designed to monitor the quality of analytical processing to ensure reliable environmental monitoring data. The program includes the use of controlled procedures for all work activities, a nonconformance and corrective action tracking system, systematic internal audits, audits by external groups, a laboratory quality control program, and a staff training program. Monitoring programs include the Intralaboratory Quality Control Program administered by the Laboratory QA Officer (used in conjunction with the National Institute of Standards and Technology Measurement Assurance Program, NIST MAP) and a third party cross check program administered by Analytics, Inc. Together these programs are targeted to supply QC/QA sources at 5% of the client sample analysis load. In addition a blind duplicate program is conducted through client environmental monitoring programs.

This summary reports all intralaboratory and third party results received by FANPEL on or before December 31, 2004.

5.1 Intralaboratory Quality Control Program

The FANPEL QA Officer administers an extensive intralaboratory quality control program in which process check samples are submitted for analysis. These samples are "spiked" with a known amount of radioactive material and are routinely submitted in triplicate to evaluate the bias and precision of a measurement process. Table 5.1 provides the summary of the process check results for January to December 2004. Of the 665 analyses, 99.4% passed the bias criteria and 99.1% of the 215 results evaluated for precision were acceptable. The FANPEL internal acceptance criteria are summarized at the end of Table 5.1.

5.2 Third Party Cross Check Program

The FANPEL participates in a third party cross check program managed by Analytics Inc. to satisfy the requirements of the Station's Technical Specification and ODCM. The FANPEL Analytics program was originally used to augment the EPA Intercomparison Program that it now replaces. The current program is designed to be comparable to the pre-1996 EPA PE Program in terms of the number of samples, matrices and nuclides. The results for the 4th quarter 2003 through the 3rd quarter 2004 are summarized in Table 5.2. Each sample is normally analyzed in triplicate and the results are evaluated against the internal acceptance criteria described in the FANPEL Manual 100-Laboratory Quality Assurance Plan. This acceptance protocol is used for all interlaboratory programs with no pre-set acceptance criteria.

When results fall outside of the acceptance criteria, an investigation is initiated to determine the cause of the problem and if appropriate, corrective measures are taken. The FANPEL internal acceptance criteria are summarized at the end of Table 5.1.

5.3 Blind Duplicate Program

Under the Blind Duplicate Quality Assurance Program, samples are split from homogeneous environmental media by the client and sent to the FANPEL for analysis. They are "blind" in that the identification of the matching sample is not identified to the Laboratory.

Participating clients submitted a total of 23 paired samples in 2004. The measurements evaluated included twenty-six gamma emitting radionuclides, H-3, Sr-89/90, and gross beta. All measurements are evaluated, whether the results are statistically positive or not, and whether the net concentration is positive or negative.

The samples submitted as part of this program are listed in Table 5.3. For the 2004 program, 99.8% (486/487) of the measurements met the FANPEL internal acceptance criteria.

5.4 Environmental TLD Quality Assurance Program

Performance documentation of the routine processing of the Panasonic environmental TLDs (thermoluminescent dosimeter) program at the FANPEL is provided by the dosimetry quality assurance testing program. This program includes independent third party performance testing by Battelle Pacific Northwest Labs and internal performance testing conducted by the Laboratory QA Officer. Under these programs, sets of six dosimeters are irradiated to ANSI specified testing criteria and submitted for processing to the Dosimetry Services Section as "unknowns". The bias and precision of TLD processing is measured against this standard and is used to indicate trends and changes in performance. Instrumentation checks, although routinely performed by the Dosimetry Services Group and representing between 5-10% of the TLDs processed, are not presented in this report because they do not represent a true process check sample since the exposures are known to the processor.

Ninety performance tests were conducted in 2004 by FANPEL and the third party tester. These tests were made on 15 separate sets of 6 dosimeters. All of the 15 TLD test sets passed the mean bias criteria of ±20.1%. Of the ninety individual measurements, 100% of the dosimeter evaluations met the FANPEL Internal Acceptance Criteria for bias (±20.1%) and precision (±12.8%). Third Party QC results are summarized below.

Percentage of Individual Analyses that passed FANPEL Internal Criteria

Dosimeter Type	Number Tested	% Passed Bias Criteria	% Passed Precision Criteria
Panasonic Environmental	90	100	100

Summary of Third Party Testing

Dosimeter Type	Exposure Period	ANSI Category	% (Bias ± SD)
Panasonic Environmental	Q4/2003	II, high energy	4.2 ± 0.8
"	Q1/2004	II, high energy	-0.3 ± 1.0
"	Q2/2004	II, high energy	2.8 ± 1.4
"	Q3/2004	II, high energy	1.6 ± 0.3

* American National Standards Institute (ANSI) Performance Statistic as referenced in the Dosimetry Services Semi-Annual QA Status Report.

Note: Results are expressed as the delivered exposure for environmental TLD. ANSI HPS N13.29-1995 (Draft) Category II, High energy photons (Cs-137 or Co-60).

TABLE 5.1

FANPEL RESULTS IN THE INTRALABORATORY PROCESS CONTROL PROGRAM

January - December 2004

Media / Analysis	Bias Criteria (1)				Precision Criteria (2)			
	1	2	3	4	1	2	3	4
I. Air Charcoal								
Gamma-Quantitative	6	2	0	0	0	0	0	0
Gamma-Screening	83	31	18	0	0	0	0	0
II. Air Filter								
Beta	243	15	0	0	0	0	0	0
III. Milk								
Gamma	6	0	0	0	9	0	0	0
IV. Water								
Gross Alpha	13	13	28	0	2	0	28	0
Gross Beta	22	13	24	4	10	8	12	0
Gamma	53	7	0	0	0	2	56	2
Iodine-LL	9	3	1	0	9	3	1	0
Sr-90	11	6	14	0	0	0	34	0
Tritium	31	5	4	0	11	6	22	0
Total Number in Range	477	95	89	4	41	19	153	2
Percentage of Total Processed	71.7	14.3	13.4	0.6	19.1	8.8	71.2	0.9
Sum of Analyses	665				215			

(1) Percent Bias Criteria by Bias Category
Bias Category = 1 > 0% and < = 5%
Bias Category = 2 > 5% and < = 10%
Bias Category = 3 > 10% and < = 15%, or within 2 sigma of known
Gross alpha/beta water, Sr 89/90 > 10% and < = 25%
Transuranics > 10% and < = 20%
Bias Category = 4 Outside Criteria

(2) Percent Precision Criteria by Precision Category
Precision Category = 1 > 0% and < = 5%
Precision Category = 2 > 5% and < = 10%
Precision Category = 3 > 10% and < = 15%, or within 2 sigma of mean
Precision Category = 4 Outside Criteria

TABLE 5.2

FANPEL RESULTS IN THE ANALYTICS INC. CROSS CHECK PROGRAM
Quarter 4, 2003 - Quarter 3, 2004

Sample Number	Quarter/ Year	Sample Media	Nuclide	Reported Value*	Known Value*	Ratio E-LAB/ Analytics	Evaluation
E3937-162	4th/2003	Water	H-3	2307	2290	1.01	Agreement
E3938-162	4th/2003	Water	Sr-89	99	100	0.99	Agreement
			Sr-90	11	10	1.10	Agreement
E3939-162	4th/2003	Filter	Gross Alpha	15	16	0.94	Agreement
			Gross Beta	50	47	1.06	Agreement
E3940-162	4th/2003	Filter	Ce-141	110	100	1.10	Agreement
			Cr-51	171	153	1.12	Agreement
			Cs-134	75	74	1.01	Agreement
			Cs-137	75	71	1.06	Agreement
			Co-58	64	61	1.05	Agreement
			Mn-54	103	95	1.08	Agreement
			Fe-59	64	56	1.14	Agreement
			Zn-65	117	108	1.08	Agreement
			Co-60	82	85	0.96	Agreement
E3941-162	4th/2003	Filter	Sr-89	103	109	0.94	Agreement
			Sr-90	11	11	1.00	Agreement
E3942-162	4th/2003	Milk	I-131LL by beta-gamma	91	90	1.01	Agreement
			I-131LL by prop. counter	89	90	0.99	Agreement
			I-131	84	90	0.93	Agreement
			Ce-141	191	202	0.95	Agreement
			Cr-51	275	280	0.98	Agreement
			Cs-134	135	135	1.00	Agreement
			Cs-137	126	129	0.98	Agreement
			Co-58	107	111	0.96	Agreement
			Mn-54	173	173	1.00	Agreement
			Fe-59	106	102	1.04	Agreement
			Zn-65	203	197	1.03	Agreement
			Co-60	148	155	0.95	Agreement
E4057-162	1st/2004	Water	Gross Alpha	72.3	74.5	0.97	Agreement
			Gross Beta	286	301	0.95	Agreement
E4058-162	1st/2004	Water	I-131LL	88.7	90.2	0.98	Agreement
			I-131	94	90.2	1.04	Agreement
			Ce-141	87.5	85	1.03	Agreement
			Cr-51	335	326	1.03	Agreement
			Cs-134	86	89.7	0.96	Agreement
			Cs-137	186	185	1.00	Agreement
			Co-58	113	112	1.01	Agreement
			Mn-54	112	114	0.99	Agreement

* pCi/Liter (Filters in pCi)

5.2 (cont'd)

FANPEL RESULTS IN THE ANALYTICS INC. CROSS CHECK PROGRAM
Quarter 4, 2003 - Quarter 3, 2004

Sample Number	Quarter/ Year	Sample Media	Nuclide	Reported Value	Known Value	Ratio (E-LAB/ Analytics)	Evaluation
E4058-162	1st/2004	Water	Fe-59	60.8	56.7	1.07	Agreement
			Zn-65	149.1	143	1.04	Agreement
			Co-60	151.4	153	0.99	Agreement
E4060-162	1st/2004	Filter	Gross Alpha	48.1	58.9	0.82	Agreement
			Gross Beta	231	218	1.06	Agreement
E4061-162	1st/2004	Milk	I-131LL	83.6	77.7	1.08	Agreement
			I-131	77.7	77.7	1.00	Agreement
			Ce-141	92	85.2	1.08	Agreement
			Cr-51	314	327	0.96	Agreement
			Cs-134	88.7	90	0.99	Agreement
			Cs-137	188.6	185	1.02	Agreement
			Co-58	115	112	1.03	Agreement
			Mn-54	114.7	114	1.01	Agreement
			Fe-59	59.7	56.8	1.05	Agreement
			Zn-65	145.5	143	1.02	Agreement
			Co-60	154.8	153	1.01	Agreement
E4062-162	1st/2004	Milk	Sr-89	86.2	103	0.84	Agreement
			Sr-90	12.7	12.1	1.05	Agreement
E4059-162	1st/2004	Water	Sr-89	107.7	123	0.88	Agreement
			Sr-90	14.85	14.5	1.02	Agreement
E4182-162	2nd/2004	Water	H-3	11680	11900	0.98	Agreement
E4183-162	2nd/2004	Filter	Gross Alpha	46.8	48.8	0.96	Agreement
			Gross Beta	156	160	0.98	Agreement
E4184A-162	2nd/2004	Filter	Ce-141	86	88.3	0.97	Agreement
			Cr-51	127	128	0.99	Agreement
			Cs-134	54	56.9	0.94	Agreement
			Cs-137	90	87.8	1.03	Agreement
			Co-58	27	26	1.03	Agreement
			Mn-54	42	39.7	1.06	Agreement
			Fe-59	27	25.1	1.09	Agreement
			Zn-65	62	56	1.11	Agreement
			Co-60	92	96.8	0.95	Agreement
E4185-162	2nd/2004	Filter	Sr-89				**
			Sr-90				**
MAPEP-04-RdF12	May 2004	Filter	Sr-90	20.3	22.4	0.91	Agreement
E4186-162	2nd/2004	Milk	I-131	55	58.2	0.95	Agreement
			I-131LL	59	58.2	1.01	Agreement
			Ce-141	165	157	1.06	Agreement
			Cr-51	241	228	1.06	Agreement

* pCi/Liter (Filters in pCi)

** Problems encountered in filter dissolution, sample re-ordered. MAPEP filter used as replacement.

TABLE 5-2 (cont'd)
FANPEL RESULTS IN THE ANALYTICS INC. CROSS CHECK PROGRAM
Quarter 4, 2003 - Quarter 3, 2004

Sample Number	Quarter/ Year	Sample Media	Nuclide	Reported Value*	Known Value*	Ratio E-LAB/ Analytics	Evaluation
E4186-162	2nd/2004	Milk	Cs-134	99	101	0.98	Agreement
			Cs-137	157	156	1.01	Agreement
			Co-58	46	46.2	1.00	Agreement
			Mn-54	73	70.5	1.04	Agreement
			Fe-59	48	44.5	1.08	Agreement
			Zn-65	100	99.3	1.01	Agreement
			Co-60	175	172	1.02	Agreement
E4269-162	3rd/2004	Water	Gross Alpha	41.3	42.7	0.97	Agreement
			Gross Beta	214	225	0.95	Agreement
E4270-162	3rd/2004	Water	I-131	70.5	70.8	1.00	Agreement
			I-131LL	67.8	70.8	0.96	Agreement
			Ce-141	258	250	1.03	Agreement
			Cr-51	230	223	1.03	Agreement
			Cs-134	93.4	96.4	0.97	Agreement
			Cs-137	217	215	1.01	Agreement
			Co-58	93.4	94.6	0.99	Agreement
			Mn-54	181	181	1.00	Agreement
			Fe-59	95.2	91.6	1.04	Agreement
			Zn-65	180	178	1.01	Agreement
			Co-60	126	125	1.01	Agreement
E4271-162	3rd/2004	Filter	Gross Alpha	38.3	36.8	1.04	Agreement
			Gross Beta	191	194	0.98	Agreement
E4272-162	3rd/2004	Milk	I-131	81.1	83.5	0.97	Agreement
			I-131LL	79.4	83.5	0.95	Agreement
			Ce-141	240	235	1.02	Agreement
			Cr-51	214	210	1.02	Agreement
			Cs-134	89.5	90.6	0.99	Agreement
			Cs-137	204	202	1.01	Agreement
			Co-58	90.9	89	1.02	Agreement
			Mn-54	173	171	1.01	Agreement
			Fe-59	91.3	86.1	1.06	Agreement
			Zn-65	169	167	1.01	Agreement
			Co-60	116	118	0.98	Agreement
E4273-162	3rd/2004	Milk	Sr-89	99.2	102	0.97	Agreement
			Sr-90	23.4	24.5	0.96	Agreement
E4340-162	3rd/2004	Filter	Sr-89	151	152	1.00	Agreement
			Sr-90	53.5	58.8	0.91	Agreement

* pCi/Liter (Filters in pCi)
Bias and Precision Acceptance Criteria are as described above.

TABLE 5.3

SUMMARY OF BLIND DUPLICATE SAMPLES
January - December 2004

TYPE OF SAMPLE	NUMBER OF PAIRED SAMPLES SUBMITTED
Ground Water	2
Surface Water	17
Algae	2
Mussels	2
TOTAL	23

6.0 Land Use Census

The Offsite Dose Calculation Manual (ODCM Control 9.2.1) requires that a Land Use Census be conducted annually to identify the location of the nearest residence, milk animal and nearest garden of greater than 50 square meters producing broad leaf vegetation in each of the 16 meteorological sectors within five miles of the plant. The 2004 census was completed in accordance with the requirements of the ODCM. In 2004, a global positioning system was used to determine locations in the off-site environs with respect to the center of the site (Unit 1 Containment).

The nearest resident, garden and milk animal locations identified in the 2004 Land Use Census and their distances are shown in Table 6.1. The results of this census showed that the sampling locations used in 2004 have the highest calculated dose commitment. In 2004, broad leaf vegetation was added to the sample collection and analysis program due to the absence of sufficient milk producing locations to provide REMP samples. Sampling locations for broad leaf vegetation were selected at the site boundary near points of highest predicted D/Q. This option was chosen, as opposed to public owned vegetable gardens located by the land use census, in order to ensure adequate availability of samples for REMP analysis.

Table 6.1

2004 Land Use Census Results
(Within 5 Miles)

Sector	Nearest Residence (km)	Nearest Garden (km)	Nearest Milk Animal (km)
N	3.5[a]	4.5	
NNE	3.0	3.0	
NE	2.9	4.5[a]	
ENE	2.3		
E	2.6		
ESE	2.7		
SE	2.4		
SSE	1.6		
S	1.2	1.2	
SSW	1.1	1.4	
SW	1.1	1.9	
WSW	1.9[a]	2.3	
W	1.3	1.4	
WNW	1.1	1.5	
NW	1.3	1.3	6.9
NNW	1.0	1.0	5.3

[a] New in 2004

Attachment 1

Sample Analysis Data List for 2004

Seabrook Station Radiological Environmental Monitoring Program Data - 2004

Sample Type	Station	LSN	End Date	Nuclide	Conc (pCi/kg)	Std.Dev. (pCi/kg)	MDC (pCi/kg)	
AL	5	L7494-01	5/27/2004	AcTh-228	2.40E+01	1.90E+01	6.40E+01	
AL	5	L7494-01	5/27/2004	Ag-108m	2.00E+00	2.90E+00	1.00E+01	
AL	5	L7494-01	5/27/2004	Ag-110m	-3.80E+00	6.30E+00	2.40E+01	
AL	5	L7494-01	5/27/2004	Ba-140	-2.70E+00	8.00E+00	3.50E+01	
AL	5	L7494-01	5/27/2004	Be-7	1.12E+02	4.70E+01	1.50E+02	
AL	5	L7494-01	5/27/2004	Ce-141	-1.90E+01	6.70E+00	2.60E+01	
AL	5	L7494-01	5/27/2004	Ce-144	9.00E+00	1.90E+01	6.60E+01	
AL	5	L7494-01	5/27/2004	Co-57	2.70E+00	2.70E+00	9.10E+00	
AL	5	L7494-01	5/27/2004	Co-58	-8.00E-01	4.40E+00	1.70E+01	
AL	5	L7494-01	5/27/2004	Co-60	1.06E+01	5.60E+00	1.80E+01	
AL	5	L7494-01	5/27/2004	Cr-51	-1.90E+01	4.50E+01	1.70E+02	
AL	5	L7494-01	5/27/2004	Cs-134	2.30E+00	4.80E+00	1.70E+01	
AL	5	L7494-01	5/27/2004	Cs-137	4.40E+00	4.80E+00	1.60E+01	
AL	5	L7494-01	5/27/2004	Fe-59	-7.00E+00	1.80E+01	7.00E+01	
AL	5	L7494-01	5/27/2004	I-131	8.00E+00	2.00E+01	6.90E+01	
AL	5	L7494-01	5/27/2004	K-40	6.68E+03	2.50E+02	2.00E+02	*
AL	5	L7494-01	5/27/2004	La-140	-3.10E+00	9.20E+00	4.00E+01	
AL	5	L7494-01	5/27/2004	Mn-54	-9.10E+00	4.80E+00	2.00E+01	
AL	5	L7494-01	5/27/2004	Nb-95	1.50E+00	6.00E+00	2.20E+01	
AL	5	L7494-01	5/27/2004	Ru-103	0.00E+00	4.30E+00	1.60E+01	
AL	5	L7494-01	5/27/2004	Ru-106	-4.40E+01	4.50E+01	1.70E+02	
AL	5	L7494-01	5/27/2004	Sb-124	-5.60E+00	6.80E+00	3.30E+01	
AL	5	L7494-01	5/27/2004	Sb-125	2.10E+01	1.10E+01	3.50E+01	
AL	5	L7494-01	5/27/2004	Se-75	1.00E-01	4.80E+00	1.70E+01	
AL	5	L7494-01	5/27/2004	Zn-65	-7.00E+00	1.20E+01	4.50E+01	
AL	5	L7494-01	5/27/2004	Zr-95	4.00E+00	8.50E+00	3.00E+01	
AL	5	L8490-01	11/22/2004	AcTh-228	3.20E+01	3.80E+01	1.40E+02	
AL	5	L8490-01	11/22/2004	Ag-108m	-6.70E+00	7.90E+00	3.30E+01	
AL	5	L8490-01	11/22/2004	Ag-110m	-2.60E+01	1.40E+01	6.90E+01	
AL	5	L8490-01	11/22/2004	Ba-140	0.00E+00	2.50E+01	1.20E+02	
AL	5	L8490-01	11/22/2004	Be-7	1.40E+02	1.10E+02	3.60E+02	
AL	5	L8490-01	11/22/2004	Ce-141	5.00E+00	1.60E+01	5.70E+01	
AL	5	L8490-01	11/22/2004	Ce-144	8.10E+01	4.50E+01	1.40E+02	
AL	5	L8490-01	11/22/2004	Co-57	-8.70E+00	5.00E+00	2.10E+01	
AL	5	L8490-01	11/22/2004	Co-58	-5.00E+00	1.40E+01	5.80E+01	
AL	5	L8490-01	11/22/2004	Co-60	5.00E+00	1.40E+01	5.40E+01	
AL	5	L8490-01	11/22/2004	Cr-51	1.30E+02	1.00E+02	3.50E+02	
AL	5	L8490-01	11/22/2004	Cs-134	1.10E+01	1.40E+01	4.90E+01	
AL	5	L8490-01	11/22/2004	Cs-137	1.51E+01	9.40E+00	3.00E+01	
AL	5	L8490-01	11/22/2004	Fe-59	-3.10E+01	3.60E+01	1.70E+02	
AL	5	L8490-01	11/22/2004	I-131	1.00E+01	5.30E+01	2.00E+02	
AL	5	L8490-01	11/22/2004	K-40	9.54E+03	6.20E+02	5.20E+02	*
AL	5	L8490-01	11/22/2004	La-140	0.00E+00	2.90E+01	1.30E+02	
AL	5	L8490-01	11/22/2004	Mn-54	2.20E+01	1.30E+01	4.20E+01	
AL	5	L8490-01	11/22/2004	Nb-95	-2.40E+01	2.10E+01	8.40E+01	
AL	5	L8490-01	11/22/2004	Ru-103	3.00E+00	1.60E+01	5.90E+01	
AL	5	L8490-01	11/22/2004	Ru-106	-6.50E+01	9.40E+01	3.90E+02	
AL	5	L8490-01	11/22/2004	Sb-124	1.20E+01	3.20E+01	1.30E+02	
AL	5	L8490-01	11/22/2004	Sb-125	0.00E+00	2.10E+01	8.20E+01	
AL	5	L8490-01	11/22/2004	Se-75	-2.00E+00	1.10E+01	4.30E+01	
AL	5	L8490-01	11/22/2004	Zn-65	-4.80E+01	3.20E+01	1.40E+02	

*** Radioactivity detected in sample (i.e., concentration > 3 X standard deviation)**
+ Minimum Detectable Concentration > Lower Limit of Detection Requirement

Seabrook Station Radiological Environmental Monitoring Program Data - 2004

Sample Type	Station	LSN	End Date	Nuclide	Conc (pCi/kg)	Std.Dev. (pCi/kg)	MDC (pCi/kg)	
AL	5	L8490-01	11/22/2004	Zr-95	-7.00E+00	2.40E+01	9.50E+01	
AL	55	L7494-02	5/27/2004	AcTh-228	2.10E+01	1.80E+01	6.00E+01	
AL	55	L7494-02	5/27/2004	Ag-108m	-4.10E+00	3.40E+00	1.30E+01	
AL	55	L7494-02	5/27/2004	Ag-110m	-3.90E+00	6.00E+00	2.40E+01	
AL	55	L7494-02	5/27/2004	Ba-140	0.00E+00	1.30E+01	5.00E+01	
AL	55	L7494-02	5/27/2004	Be-7	1.59E+02	5.20E+01	1.60E+02	*
AL	55	L7494-02	5/27/2004	Ce-141	-5.30E+00	6.50E+00	2.40E+01	
AL	55	L7494-02	5/27/2004	Ce-144	1.30E+01	1.60E+01	5.50E+01	
AL	55	L7494-02	5/27/2004	Co-57	2.00E-01	2.20E+00	7.70E+00	
AL	55	L7494-02	5/27/2004	Co-58	1.30E+00	5.40E+00	2.00E+01	
AL	55	L7494-02	5/27/2004	Co-60	-1.12E+01	5.90E+00	2.60E+01	
AL	55	L7494-02	5/27/2004	Cr-51	5.80E+01	3.90E+01	1.30E+02	
AL	55	L7494-02	5/27/2004	Cs-134	-3.30E+00	5.30E+00	2.10E+01	
AL	55	L7494-02	5/27/2004	Cs-137	4.20E+00	4.30E+00	1.50E+01	
AL	55	L7494-02	5/27/2004	Fe-59	-8.00E+00	2.30E+01	8.50E+01	
AL	55	L7494-02	5/27/2004	I-131	1.70E+01	1.60E+01	5.40E+01	
AL	55	L7494-02	5/27/2004	K-40	5.18E+03	2.50E+02	2.40E+02	*
AL	55	L7494-02	5/27/2004	La-140	0.00E+00	1.40E+01	5.80E+01	
AL	55	L7494-02	5/27/2004	Mn-54	-3.00E+00	4.90E+00	1.90E+01	
AL	55	L7494-02	5/27/2004	Nb-95	-1.80E+00	7.40E+00	2.70E+01	
AL	55	L7494-02	5/27/2004	Ru-103	-2.00E+00	4.60E+00	1.70E+01	
AL	55	L7494-02	5/27/2004	Ru-106	2.40E+01	3.00E+01	1.10E+02	
AL	55	L7494-02	5/27/2004	Sb-124	3.00E+00	1.20E+01	4.60E+01	
AL	55	L7494-02	5/27/2004	Sb-125	-8.30E+00	9.80E+00	3.80E+01	
AL	55	L7494-02	5/27/2004	Se-75	1.00E+00	4.30E+00	1.50E+01	
AL	55	L7494-02	5/27/2004	Zn-65	-2.00E+01	1.40E+01	5.70E+01	
AL	55	L7494-02	5/27/2004	Zr-95	-1.26E+01	9.90E+00	3.90E+01	
AL	55	L8490-02	11/22/2004	AcTh-228	-3.80E+01	3.90E+01	1.70E+02	
AL	55	L8490-02	11/22/2004	Ag-108m	-9.00E+00	8.20E+00	3.40E+01	
AL	55	L8490-02	11/22/2004	Ag-110m	-3.00E+00	1.60E+01	6.30E+01	
AL	55	L8490-02	11/22/2004	Ba-140	1.10E+01	2.40E+01	1.00E+02	
AL	55	L8490-02	11/22/2004	Be-7	7.30E+01	9.70E+01	3.40E+02	
AL	55	L8490-02	11/22/2004	Ce-141	3.00E+00	1.60E+01	5.80E+01	
AL	55	L8490-02	11/22/2004	Ce-144	-6.30E+01	4.80E+01	1.90E+02	
AL	55	L8490-02	11/22/2004	Co-57	6.70E+00	6.30E+00	2.10E+01	
AL	55	L8490-02	11/22/2004	Co-58	-1.09E+01	8.20E+00	4.00E+01	
AL	55	L8490-02	11/22/2004	Co-60	1.60E+01	1.00E+01	3.30E+01	
AL	55	L8490-02	11/22/2004	Cr-51	0.00E+00	1.30E+02	4.70E+02	
AL	55	L8490-02	11/22/2004	Cs-134	4.00E+00	1.20E+01	4.60E+01	
AL	55	L8490-02	11/22/2004	Cs-137	1.30E+01	1.10E+01	3.90E+01	
AL	55	L8490-02	11/22/2004	Fe-59	7.80E+01	3.90E+01	1.20E+02	
AL	55	L8490-02	11/22/2004	I-131	9.80E+01	5.40E+01	1.70E+02	
AL	55	L8490-02	11/22/2004	K-40	7.88E+03	5.20E+02	4.90E+02	*
AL	55	L8490-02	11/22/2004	La-140	1.20E+01	2.80E+01	1.10E+02	
AL	55	L8490-02	11/22/2004	Mn-54	6.00E+00	1.10E+01	3.90E+01	
AL	55	L8490-02	11/22/2004	Nb-95	1.20E+01	1.10E+01	3.90E+01	
AL	55	L8490-02	11/22/2004	Ru-103	-1.50E+01	1.20E+01	5.10E+01	
AL	55	L8490-02	11/22/2004	Ru-106	-1.60E+01	9.90E+01	3.80E+02	
AL	55	L8490-02	11/22/2004	Sb-124	-2.10E+01	2.90E+01	1.30E+02	
AL	55	L8490-02	11/22/2004	Sb-125	-2.80E+01	2.40E+01	1.00E+02	
AL	55	L8490-02	11/22/2004	Se-75	-6.10E+00	7.60E+00	3.20E+01	

*** Radioactivity detected in sample (i.e., concentration > 3 X standard deviation)**
+ Minimum Detectable Concentration > Lower Limit of Detection Requirement

Seabrook Station Radiological Environmental Monitoring Program Data - 2004

Sample Type	Station	LSN	End Date	Nuclide	Conc (pCi/kg)	Std.Dev. (pCi/kg)	MDC (pCi/kg)
AL	55	L8490-02	11/22/2004	Zn-65	-1.80E+01	2.60E+01	1.10E+02
AL	55	L8490-02	11/22/2004	Zr-95	1.80E+01	1.70E+01	6.20E+01

* Radioactivity detected in sample (i.e., concentration > 3 X standard deviation)
\+ Minimum Detectable Concentration > Lower Limit of Detection Requirement

Seabrook Station Radiological Environmental Monitoring Program Data - 2004

Sample Type	Station	LSN	End Date	Nuclide	Conc (pCi/m3)	Std.Dev. (pCi/m3)	MDC (pCi/m3)	
AP	1	L6783-01	1/7/2004	GROSS BETA	2.79E-02	1.70E-03	3.80E-03	*
AP	1	L6808-01	1/14/2004	GROSS BETA	2.72E-02	1.70E-03	3.40E-03	*
AP	1	L6839-01	1/21/2004	GROSS BETA	1.89E-02	1.50E-03	3.30E-03	*
AP	1	L6885-01	1/28/2004	GROSS BETA	2.53E-02	1.30E-03	2.80E-03	*
AP	1	L6904-01	2/4/2004	GROSS BETA	1.59E-02	1.50E-03	3.70E-03	*
AP	1	L6935-01	2/11/2004	GROSS BETA	2.30E-02	1.60E-03	3.30E-03	*
AP	1	L6955-01	2/18/2004	GROSS BETA	2.84E-02	1.70E-03	3.50E-03	*
AP	1	L6999-01	2/25/2004	GROSS BETA	2.68E-02	1.50E-03	3.70E-03	*
AP	1	L7017-01	3/3/2004	GROSS BETA	2.28E-02	1.50E-03	3.60E-03	*
AP	1	L7061-01	3/10/2004	GROSS BETA	1.98E-02	1.50E-03	3.30E-03	*
AP	1	L7082-01	3/16/2004	GROSS BETA	1.74E-02	1.60E-03	3.90E-03	*
AP	1	L7128-01	3/24/2004	GROSS BETA	2.43E-02	2.00E-03	4.20E-03	*
AP	1	L7156-01	3/31/2004	GROSS BETA	1.16E-02	1.80E-03	4.70E-03	*
AP	1	L7195-01	4/7/2004	GROSS BETA	7.90E-03	2.00E-03	5.90E-03	*
AP	1	L7235-01	4/14/2004	GROSS BETA	1.35E-02	1.90E-03	4.70E-03	*
AP	1	L7267-01	4/21/2004	GROSS BETA	1.88E-02	1.70E-03	4.20E-03	*
AP	1	L7289-01	3/31/2004	AcTh-228	5.00E-04	1.80E-03	7.00E-03	
AP	1	L7289-01	3/31/2004	Ag-108m	-3.80E-04	3.60E-04	1.50E-03	
AP	1	L7289-01	3/31/2004	Ag-110m	9.00E-05	6.10E-04	2.60E-03	
AP	1	L7289-01	3/31/2004	Ba-140	-9.00E-03	2.60E-02	1.20E-01	
AP	1	L7289-01	3/31/2004	Be-7	7.70E-02	1.60E-02	4.00E-02	*
AP	1	L7289-01	3/31/2004	Ce-141	-9.00E-04	2.20E-03	8.40E-03	
AP	1	L7289-01	3/31/2004	Ce-144	9.00E-04	2.20E-03	8.00E-03	
AP	1	L7289-01	3/31/2004	Co-57	1.90E-04	2.40E-04	8.40E-04	
AP	1	L7289-01	3/31/2004	Co-58	9.80E-04	8.90E-04	3.10E-03	
AP	1	L7289-01	3/31/2004	Co-60	4.00E-05	5.70E-04	2.40E-03	
AP	1	L7289-01	3/31/2004	Cr-51	7.00E-03	2.00E-02	7.20E-02	
AP	1	L7289-01	3/31/2004	Cs-134	-7.10E-04	4.60E-04	2.30E-03	
AP	1	L7289-01	3/31/2004	Cs-137	9.90E-04	9.40E-04	3.20E-03	
AP	1	L7289-01	3/31/2004	Fe-59	2.00E-03	2.80E-03	1.10E-02	
AP	1	L7289-01	3/31/2004	I-131	1.03E-01	9.60E-02	3.30E-01	
AP	1	L7289-01	3/31/2004	K-40	-2.00E-02	8.40E-03	3.90E-02	
AP	1	L7289-01	3/31/2004	La-140	-1.00E-02	3.00E-02	1.30E-01	
AP	1	L7289-01	3/31/2004	Mn-54	7.70E-04	4.40E-04	1.30E-03	
AP	1	L7289-01	3/31/2004	Nb-95	5.00E-04	2.00E-03	7.80E-03	
AP	1	L7289-01	3/31/2004	Ru-103	-2.50E-03	1.50E-03	6.90E-03	
AP	1	L7289-01	3/31/2004	Ru-106	1.10E-03	4.40E-03	1.70E-02	
AP	1	L7289-01	3/31/2004	Sb-124	1.10E-03	2.20E-03	9.30E-03	
AP	1	L7289-01	3/31/2004	Sb-125	5.00E-04	1.20E-03	4.40E-03	
AP	1	L7289-01	3/31/2004	Se-75	3.60E-04	6.90E-04	2.50E-03	
AP	1	L7289-01	3/31/2004	Zn-65	4.00E-04	1.20E-03	4.80E-03	
AP	1	L7289-01	3/31/2004	Zr-95	2.70E-03	2.10E-03	7.00E-03	
AP	1	L7324-01	4/29/2004	GROSS BETA	1.64E-02	2.00E-03	5.30E-03	*
AP	1	L7372-01	5/5/2004	GROSS BETA	1.39E-02	1.90E-03	5.50E-03	*
AP	1	L7441-01	5/19/2004	GROSS BETA	1.56E-02	1.30E-03	3.00E-03	*
AP	1	L7509-01	6/2/2004	GROSS BETA	1.10E-02	1.20E-03	3.20E-03	*
AP	1	L7569-01	6/16/2004	GROSS BETA	1.01E-02	1.10E-03	2.60E-03	*
AP	1	L7668-01	6/30/2004	GROSS BETA	1.99E-02	1.40E-03	3.20E-03	*
AP	1	L7674-01	7/7/2004	GROSS BETA	1.35E-02	2.00E-03	5.10E-03	*
AP	1	L7707-01	6/30/2004	AcTh-228	2.00E-04	1.10E-03	4.60E-03	
AP	1	L7707-01	6/30/2004	Ag-108m	0.00E+00	3.40E-04	1.30E-03	

*** Radioactivity detected in sample (i.e., concentration > 3 X standard deviation)**
+ Minimum Detectable Concentration > Lower Limit of Detection Requirement

Seabrook Station Radiological Environmental Monitoring Program Data - 2004

Sample Type	Station	LSN	End Date	Nuclide	Conc (pCi/m3)	Std.Dev. (pCi/m3)	MDC (pCi/m3)	
AP	1	L7707-01	6/30/2004	Ag-110m	-7.30E-04	3.70E-04	2.20E-03	
AP	1	L7707-01	6/30/2004	Ba-140	3.40E-03	7.60E-03	3.20E-02	
AP	1	L7707-01	6/30/2004	Be-7	1.00E-01	1.50E-02	3.30E-02	*
AP	1	L7707-01	6/30/2004	Ce-141	1.40E-03	1.60E-03	5.70E-03	
AP	1	L7707-01	6/30/2004	Ce-144	5.70E-03	1.90E-03	5.50E-03	
AP	1	L7707-01	6/30/2004	Co-57	-2.90E-04	2.50E-04	9.70E-04	
AP	1	L7707-01	6/30/2004	Co-58	-2.70E-04	5.20E-04	2.40E-03	
AP	1	L7707-01	6/30/2004	Co-60	-8.00E-05	4.80E-04	2.10E-03	
AP	1	L7707-01	6/30/2004	Cr-51	0.00E+00	1.30E-02	4.90E-02	
AP	1	L7707-01	6/30/2004	Cs-134	-4.00E-04	4.40E-04	2.00E-03	
AP	1	L7707-01	6/30/2004	Cs-137	3.20E-04	3.80E-04	1.40E-03	
AP	1	L7707-01	6/30/2004	Fe-59	0.00E+00	2.10E-03	8.60E-03	
AP	1	L7707-01	6/30/2004	I-131	-1.00E-02	2.30E-02	9.30E-02	
AP	1	L7707-01	6/30/2004	K-40	6.00E-04	3.90E-03	1.70E-02	
AP	1	L7707-01	6/30/2004	La-140	3.90E-03	8.80E-03	3.60E-02	
AP	1	L7707-01	6/30/2004	Mn-54	-6.10E-04	4.70E-04	2.10E-03	
AP	1	L7707-01	6/30/2004	Nb-95	1.60E-03	1.30E-03	4.30E-03	
AP	1	L7707-01	6/30/2004	Ru-103	1.90E-03	1.00E-03	3.10E-03	
AP	1	L7707-01	6/30/2004	Ru-106	-2.00E-03	3.70E-03	1.60E-02	
AP	1	L7707-01	6/30/2004	Sb-124	0.00E+00	2.10E-03	9.10E-03	
AP	1	L7707-01	6/30/2004	Sb-125	-8.40E-04	9.40E-04	4.00E-03	
AP	1	L7707-01	6/30/2004	Se-75	4.90E-04	5.80E-04	2.00E-03	
AP	1	L7707-01	6/30/2004	Zn-65	-3.20E-04	5.60E-04	3.00E-03	
AP	1	L7707-01	6/30/2004	Zr-95	-8.00E-04	1.00E-03	4.70E-03	
AP	1	L7797-01	7/21/2004	GROSS BETA	1.20E-02	1.10E-03	2.40E-03	*
AP	1	L7861-01	8/4/2004	GROSS BETA	1.77E-02	1.30E-03	2.60E-03	*
AP	1	L7933-01	8/18/2004	GROSS BETA	1.71E-02	1.40E-03	3.10E-03	*
AP	1	L8006-01	9/1/2004	GROSS BETA	2.23E-02	1.40E-03	2.60E-03	*
AP	1	L8103-01	9/15/2004	GROSS BETA	1.54E-02	1.40E-03	3.10E-03	*
AP	1	L8156-01	9/28/2004	GROSS BETA	2.26E-02	1.50E-03	3.10E-03	*
AP	1	L8236-01	10/13/2004	GROSS BETA	2.23E-02	1.40E-03	2.80E-03	*
AP	1	L8263-01	9/28/2004	AcTh-228	-1.80E-03	1.10E-03	5.70E-03	
AP	1	L8263-01	9/28/2004	Ag-108m	-2.90E-04	3.10E-04	1.30E-03	
AP	1	L8263-01	9/28/2004	Ag-110m	1.90E-04	3.20E-04	1.40E-03	
AP	1	L8263-01	9/28/2004	Ba-140	0.00E+00	1.00E-02	4.50E-02	
AP	1	L8263-01	9/28/2004	Be-7	1.02E-01	1.50E-02	3.20E-02	*
AP	1	L8263-01	9/28/2004	Ce-141	-1.30E-03	1.80E-03	6.90E-03	
AP	1	L8263-01	9/28/2004	Ce-144	0.00E+00	2.10E-03	7.80E-03	
AP	1	L8263-01	9/28/2004	Co-57	-2.60E-04	2.30E-04	9.10E-04	
AP	1	L8263-01	9/28/2004	Co-58	-8.00E-05	5.80E-04	2.50E-03	
AP	1	L8263-01	9/28/2004	Co-60	6.40E-04	3.20E-04	4.40E-04	
AP	1	L8263-01	9/28/2004	Cr-51	-5.00E-03	1.30E-02	5.20E-02	
AP	1	L8263-01	9/28/2004	Cs-134	-2.70E-04	3.90E-04	1.80E-03	
AP	1	L8263-01	9/28/2004	Cs-137	6.90E-04	3.10E-04	8.10E-04	
AP	1	L8263-01	9/28/2004	Fe-59	-1.40E-03	2.40E-03	1.00E-02	
AP	1	L8263-01	9/28/2004	I-131	7.00E-03	3.00E-02	1.10E-01	
AP	1	L8263-01	9/28/2004	K-40	4.80E-03	5.20E-03	1.90E-02	
AP	1	L8263-01	9/28/2004	La-140	0.00E+00	1.20E-02	5.10E-02	
AP	1	L8263-01	9/28/2004	Mn-54	1.20E-04	4.80E-04	1.90E-03	
AP	1	L8263-01	9/28/2004	Nb-95	2.30E-03	1.70E-03	5.70E-03	
AP	1	L8263-01	9/28/2004	Ru-103	7.70E-04	9.20E-04	3.40E-03	

*** Radioactivity detected in sample (i.e., concentration > 3 X standard deviation)**
+ Minimum Detectable Concentration > Lower Limit of Detection Requirement

Seabrook Station Radiological Environmental Monitoring Program Data - 2004

Sample Type	Station	LSN	End Date	Nuclide	Conc (pCi/m3)	Std.Dev. (pCi/m3)	MDC (pCi/m3)	
AP	1	L8263-01	9/28/2004	Ru-106	6.10E-03	3.90E-03	1.30E-02	
AP	1	L8263-01	9/28/2004	Sb-124	4.40E-03	2.40E-03	6.50E-03	
AP	1	L8263-01	9/28/2004	Sb-125	-1.10E-03	1.10E-03	4.40E-03	
AP	1	L8263-01	9/28/2004	Se-75	6.10E-04	6.60E-04	2.30E-03	
AP	1	L8263-01	9/28/2004	Zn-65	-1.00E-03	1.30E-03	5.70E-03	
AP	1	L8263-01	9/28/2004	Zr-95	2.20E-03	1.50E-03	4.90E-03	
AP	1	L8367-01	10/27/2004	GROSS BETA	1.19E-02	1.20E-03	3.00E-03	*
AP	1	L8422-01	11/10/2004	GROSS BETA	1.59E-02	1.40E-03	3.20E-03	*
AP	1	L8496-01	11/24/2004	GROSS BETA	2.26E-02	1.50E-03	3.10E-03	*
AP	1	L8567-01	12/8/2004	GROSS BETA	1.61E-02	1.30E-03	2.90E-03	*
AP	1	L8613-01	12/22/2004	GROSS BETA	1.72E-02	1.40E-03	3.00E-03	*
AP	1	L8676-01	1/4/2005	GROSS BETA	2.39E-02	1.50E-03	2.50E-03	*
AP	1	L8740-01	1/4/2005	AcTh-228	-1.70E-03	2.00E-03	8.50E-03	
AP	1	L8740-01	1/4/2005	Ag-108m	2.80E-04	4.00E-04	1.40E-03	
AP	1	L8740-01	1/4/2005	Ag-110m	3.40E-04	7.30E-04	2.80E-03	
AP	1	L8740-01	1/4/2005	Ba-140	-7.10E-02	2.80E-02	1.40E-01	
AP	1	L8740-01	1/4/2005	Be-7	1.19E-01	1.80E-02	3.80E-02	*
AP	1	L8740-01	1/4/2005	Ce-141	-4.00E-03	3.20E-03	1.20E-02	
AP	1	L8740-01	1/4/2005	Ce-144	2.60E-03	3.00E-03	1.00E-02	
AP	1	L8740-01	1/4/2005	Co-57	1.40E-04	3.60E-04	1.30E-03	
AP	1	L8740-01	1/4/2005	Co-58	2.00E-04	1.20E-03	4.60E-03	
AP	1	L8740-01	1/4/2005	Co-60	3.00E-04	6.90E-04	2.60E-03	
AP	1	L8740-01	1/4/2005	Cr-51	-4.40E-02	2.20E-02	9.30E-02	
AP	1	L8740-01	1/4/2005	Cs-134	-8.70E-04	5.90E-04	2.60E-03	
AP	1	L8740-01	1/4/2005	Cs-137	-1.38E-03	8.00E-04	3.20E-03	
AP	1	L8740-01	1/4/2005	Fe-59	0.00E+00	2.90E-03	1.20E-02	
AP	1	L8740-01	1/4/2005	I-131	3.40E-02	8.50E-02	3.10E-01	
AP	1	L8740-01	1/4/2005	K-40	-1.22E-02	5.50E-03	2.90E-02	
AP	1	L8740-01	1/4/2005	La-140	-8.10E-02	3.30E-02	1.60E-01	
AP	1	L8740-01	1/4/2005	Mn-54	5.40E-04	6.10E-04	2.20E-03	
AP	1	L8740-01	1/4/2005	Nb-95	2.00E-03	2.50E-03	8.70E-03	
AP	1	L8740-01	1/4/2005	Ru-103	-1.30E-03	1.50E-03	6.20E-03	
AP	1	L8740-01	1/4/2005	Ru-106	6.40E-03	4.20E-03	1.40E-02	
AP	1	L8740-01	1/4/2005	Sb-124	-3.00E-04	2.90E-03	1.30E-02	
AP	1	L8740-01	1/4/2005	Sb-125	-9.00E-04	1.30E-03	5.10E-03	
AP	1	L8740-01	1/4/2005	Se-75	-7.50E-04	9.00E-04	3.40E-03	
AP	1	L8740-01	1/4/2005	Zn-65	0.00E+00	3.00E-03	1.10E-02	
AP	1	L8740-01	1/4/2005	Zr-95	3.50E-03	1.90E-03	6.00E-03	
AP	2	L6783-02	1/7/2004	GROSS BETA	3.43E-02	2.00E-03	4.50E-03	*
AP	2	L6808-02	1/14/2004	GROSS BETA	3.11E-02	2.00E-03	4.20E-03	*
AP	2	L6839-02	1/21/2004	GROSS BETA	2.12E-02	1.80E-03	4.10E-03	*
AP	2	L6885-02	1/28/2004	GROSS BETA	2.99E-02	1.60E-03	3.40E-03	*
AP	2	L6904-02	2/4/2004	GROSS BETA	1.82E-02	1.80E-03	4.50E-03	*
AP	2	L6935-02	2/11/2004	GROSS BETA	2.72E-02	1.90E-03	4.00E-03	*
AP	2	L6955-02	2/18/2004	GROSS BETA	3.11E-02	2.00E-03	4.20E-03	*
AP	2	L6999-02	2/25/2004	GROSS BETA	3.11E-02	2.00E-03	5.00E-03	*
AP	2	L7017-02	3/3/2004	GROSS BETA	2.84E-02	1.80E-03	4.30E-03	*
AP	2	L7061-02	3/10/2004	GROSS BETA	2.06E-02	1.50E-03	3.30E-03	*
AP	2	L7082-02	3/16/2004	GROSS BETA	1.75E-02	1.60E-03	4.00E-03	*
AP	2	L7128-02	3/24/2004	GROSS BETA	2.95E-02	2.20E-03	4.20E-03	*
AP	2	L7156-02	3/31/2004	GROSS BETA	1.48E-02	1.90E-03	4.50E-03	*

*** Radioactivity detected in sample (i.e., concentration > 3 X standard deviation)**
+ Minimum Detectable Concentration > Lower Limit of Detection Requirement

Seabrook Station Radiological Environmental Monitoring Program Data - 2004

Sample Type	Station	LSN	End Date	Nuclide	Conc (pCi/m3)	Std.Dev. (pCi/m3)	MDC (pCi/m3)	
AP	2	L7195-02	4/7/2004	GROSS BETA	8.10E-03	1.90E-03	5.70E-03	*
AP	2	L7235-02	4/14/2004	GROSS BETA	1.85E-02	2.00E-03	4.40E-03	*
AP	2	L7267-02	4/21/2004	GROSS BETA	2.11E-02	1.60E-03	4.00E-03	*
AP	2	L7289-02	3/31/2004	AcTh-228	1.10E-03	2.00E-03	7.50E-03	
AP	2	L7289-02	3/31/2004	Ag-108m	3.50E-04	3.00E-04	1.00E-03	
AP	2	L7289-02	3/31/2004	Ag-110m	-3.60E-04	7.70E-04	3.40E-03	
AP	2	L7289-02	3/31/2004	Ba-140	1.00E-02	1.00E-02	2.70E-02	
AP	2	L7289-02	3/31/2004	Be-7	8.20E-02	2.10E-02	5.90E-02	*
AP	2	L7289-02	3/31/2004	Ce-141	3.70E-03	2.20E-03	7.00E-03	
AP	2	L7289-02	3/31/2004	Ce-144	8.00E-04	2.40E-03	8.70E-03	
AP	2	L7289-02	3/31/2004	Co-57	6.30E-04	2.90E-04	8.90E-04	
AP	2	L7289-02	3/31/2004	Co-58	-1.50E-04	9.30E-04	4.00E-03	
AP	2	L7289-02	3/31/2004	Co-60	-1.64E-03	7.00E-04	3.60E-03	
AP	2	L7289-02	3/31/2004	Cr-51	-5.00E-03	2.00E-02	8.00E-02	
AP	2	L7289-02	3/31/2004	Cs-134	4.10E-04	6.50E-04	2.40E-03	
AP	2	L7289-02	3/31/2004	Cs-137	-1.00E-04	1.00E-03	3.80E-03	
AP	2	L7289-02	3/31/2004	Fe-59	1.10E-03	2.50E-03	1.00E-02	
AP	2	L7289-02	3/31/2004	I-131	-7.50E-02	7.80E-02	3.40E-01	
AP	2	L7289-02	3/31/2004	K-40	-2.95E-02	7.00E-03	4.10E-02	
AP	2	L7289-02	3/31/2004	La-140	1.20E-02	1.20E-02	3.10E-02	
AP	2	L7289-02	3/31/2004	Mn-54	4.40E-04	6.10E-04	2.30E-03	
AP	2	L7289-02	3/31/2004	Nb-95	2.00E-04	2.20E-03	8.80E-03	
AP	2	L7289-02	3/31/2004	Ru-103	-2.40E-03	1.60E-03	7.40E-03	
AP	2	L7289-02	3/31/2004	Ru-106	2.60E-03	5.50E-03	2.10E-02	
AP	2	L7289-02	3/31/2004	Sb-124	1.20E-03	3.20E-03	1.40E-02	
AP	2	L7289-02	3/31/2004	Sb-125	0.00E+00	1.20E-03	4.90E-03	
AP	2	L7289-02	3/31/2004	Se-75	1.03E-03	7.60E-04	2.50E-03	
AP	2	L7289-02	3/31/2004	Zn-65	2.30E-03	1.40E-03	4.30E-03	
AP	2	L7289-02	3/31/2004	Zr-95	2.60E-03	2.00E-03	6.50E-03	
AP	2	L7324-02	4/29/2004	GROSS BETA	1.76E-02	2.00E-03	4.90E-03	*
AP	2	L7372-02	5/5/2004	GROSS BETA	1.76E-02	1.90E-03	5.10E-03	*
AP	2	L7441-02	5/19/2004	GROSS BETA	1.96E-02	1.40E-03	2.80E-03	*
AP	2	L7509-02	6/2/2004	GROSS BETA	1.13E-02	1.30E-03	3.40E-03	*
AP	2	L7569-02	6/16/2004	GROSS BETA	1.37E-02	1.30E-03	2.90E-03	*
AP	2	L7668-02	6/30/2004	GROSS BETA	2.11E-02	1.60E-03	3.50E-03	*
AP	2	L7674-02	7/7/2004	GROSS BETA	1.90E-02	2.30E-03	5.60E-03	*
AP	2	L7707-02	6/30/2004	AcTh-228	6.00E-04	1.40E-03	5.60E-03	
AP	2	L7707-02	6/30/2004	Ag-108m	2.00E-04	2.90E-04	1.10E-03	
AP	2	L7707-02	6/30/2004	Ag-110m	1.80E-04	6.10E-04	2.40E-03	
AP	2	L7707-02	6/30/2004	Ba-140	-6.90E-03	8.40E-03	4.10E-02	
AP	2	L7707-02	6/30/2004	Be-7	1.03E-01	1.50E-02	3.10E-02	*
AP	2	L7707-02	6/30/2004	Ce-141	-3.40E-03	1.60E-03	6.70E-03	
AP	2	L7707-02	6/30/2004	Ce-144	9.00E-04	2.40E-03	8.40E-03	
AP	2	L7707-02	6/30/2004	Co-57	-5.60E-04	2.10E-04	9.40E-04	
AP	2	L7707-02	6/30/2004	Co-58	3.50E-04	6.80E-04	2.60E-03	
AP	2	L7707-02	6/30/2004	Co-60	-5.60E-04	3.90E-04	2.10E-03	
AP	2	L7707-02	6/30/2004	Cr-51	-2.00E-03	1.20E-02	4.80E-02	
AP	2	L7707-02	6/30/2004	Cs-134	-2.00E-04	3.80E-04	1.70E-03	
AP	2	L7707-02	6/30/2004	Cs-137	1.20E-04	3.50E-04	1.40E-03	
AP	2	L7707-02	6/30/2004	Fe-59	-2.00E-03	2.20E-03	9.90E-03	
AP	2	L7707-02	6/30/2004	I-131	1.00E-02	2.40E-02	8.70E-02	

*** Radioactivity detected in sample (i.e., concentration > 3 X standard deviation)**
+ Minimum Detectable Concentration > Lower Limit of Detection Requirement

Seabrook Station Radiological Environmental Monitoring Program Data - 2004

Sample Type	Station	LSN	End Date	Nuclide	Conc (pCi/m3)	Std.Dev. (pCi/m3)	MDC (pCi/m3)	
AP	2	L7707-02	6/30/2004	K-40	6.00E-03	6.40E-03	2.30E-02	
AP	2	L7707-02	6/30/2004	La-140	-7.90E-03	9.70E-03	4.70E-02	
AP	2	L7707-02	6/30/2004	Mn-54	-2.50E-04	4.60E-04	1.90E-03	
AP	2	L7707-02	6/30/2004	Nb-95	-2.60E-03	1.40E-03	6.50E-03	
AP	2	L7707-02	6/30/2004	Ru-103	1.69E-03	9.30E-04	2.90E-03	
AP	2	L7707-02	6/30/2004	Ru-106	4.70E-03	4.30E-03	1.50E-02	
AP	2	L7707-02	6/30/2004	Sb-124	9.00E-04	1.50E-03	6.30E-03	
AP	2	L7707-02	6/30/2004	Sb-125	6.00E-04	1.10E-03	3.80E-03	
AP	2	L7707-02	6/30/2004	Se-75	5.00E-04	6.70E-04	2.30E-03	
AP	2	L7707-02	6/30/2004	Zn-65	0.00E+00	1.00E-03	4.20E-03	
AP	2	L7707-02	6/30/2004	Zr-95	-5.00E-04	1.10E-03	4.70E-03	
AP	2	L7797-02	7/21/2004	GROSS BETA	1.19E-02	1.20E-03	2.60E-03	*
AP	2	L7861-02	8/4/2004	GROSS BETA	1.94E-02	1.50E-03	2.90E-03	*
AP	2	L7933-02	8/18/2004	GROSS BETA	1.74E-02	1.50E-03	3.40E-03	*
AP	2	L8006-02	9/1/2004	GROSS BETA	2.20E-02	1.50E-03	2.80E-03	*
AP	2	L8103-02	9/15/2004	GROSS BETA	1.63E-02	1.50E-03	3.50E-03	*
AP	2	L8156-02	9/29/2004	GROSS BETA	2.65E-02	1.70E-03	3.30E-03	*
AP	2	L8236-02	10/13/2004	GROSS BETA	2.48E-02	1.60E-03	3.20E-03	*
AP	2	L8263-02	9/29/2004	AcTh-228	-2.00E-03	1.60E-03	7.40E-03	
AP	2	L8263-02	9/29/2004	Ag-108m	5.00E-05	2.40E-04	9.80E-04	
AP	2	L8263-02	9/29/2004	Ag-110m	0.00E+00	5.80E-04	2.50E-03	
AP	2	L8263-02	9/29/2004	Ba-140	4.40E-03	7.70E-03	3.30E-02	
AP	2	L8263-02	9/29/2004	Be-7	1.07E-01	1.40E-02	1.90E-02	*
AP	2	L8263-02	9/29/2004	Ce-141	-2.00E-03	2.00E-03	7.80E-03	
AP	2	L8263-02	9/29/2004	Ce-144	1.00E-03	2.20E-03	8.00E-03	
AP	2	L8263-02	9/29/2004	Co-57	-6.80E-04	2.20E-04	1.00E-03	
AP	2	L8263-02	9/29/2004	Co-58	-3.10E-04	6.00E-04	2.80E-03	
AP	2	L8263-02	9/29/2004	Co-60	3.10E-04	4.50E-04	1.80E-03	
AP	2	L8263-02	9/29/2004	Cr-51	1.60E-02	1.20E-02	4.10E-02	
AP	2	L8263-02	9/29/2004	Cs-134	5.20E-04	5.10E-04	1.80E-03	
AP	2	L8263-02	9/29/2004	Cs-137	6.70E-04	5.10E-04	1.70E-03	
AP	2	L8263-02	9/29/2004	Fe-59	1.50E-03	1.50E-03	5.60E-03	
AP	2	L8263-02	9/29/2004	I-131	0.00E+00	2.90E-02	1.10E-01	
AP	2	L8263-02	9/29/2004	K-40	1.80E-03	5.20E-03	2.10E-02	
AP	2	L8263-02	9/29/2004	La-140	5.10E-03	8.80E-03	3.80E-02	
AP	2	L8263-02	9/29/2004	Mn-54	2.70E-04	4.70E-04	1.80E-03	
AP	2	L8263-02	9/29/2004	Nb-95	1.50E-03	1.30E-03	4.40E-03	
AP	2	L8263-02	9/29/2004	Ru-103	-2.80E-03	1.10E-03	5.50E-03	
AP	2	L8263-02	9/29/2004	Ru-106	-8.10E-03	4.40E-03	2.00E-02	
AP	2	L8263-02	9/29/2004	Sb-124	-2.00E-03	2.00E-03	1.00E-02	
AP	2	L8263-02	9/29/2004	Sb-125	-5.00E-04	1.10E-03	4.60E-03	
AP	2	L8263-02	9/29/2004	Se-75	0.00E+00	6.90E-04	2.60E-03	
AP	2	L8263-02	9/29/2004	Zn-65	-3.20E-03	1.30E-03	6.50E-03	
AP	2	L8263-02	9/29/2004	Zr-95	-1.00E-03	1.00E-03	5.00E-03	
AP	2	L8367-02	10/27/2004	GROSS BETA	1.48E-02	1.40E-03	3.40E-03	*
AP	2	L8422-02	11/10/2004	GROSS BETA	1.66E-02	1.50E-03	3.60E-03	*
AP	2	L8496-02	11/24/2004	GROSS BETA	2.57E-02	1.70E-03	3.50E-03	*
AP	2	L8567-02	12/8/2004	GROSS BETA	1.62E-02	1.40E-03	3.40E-03	*
AP	2	L8613-02	12/22/2004	GROSS BETA	2.06E-02	1.60E-03	3.50E-03	*
AP	2	L8676-02	1/4/2005	GROSS BETA	2.65E-02	1.70E-03	2.90E-03	*
AP	2	L8740-02	1/4/2005	AcTh-228	-2.90E-03	2.00E-03	9.00E-03	

*** Radioactivity detected in sample (i.e., concentration > 3 X standard deviation)**
+ Minimum Detectable Concentration > Lower Limit of Detection Requirement

Seabrook Station Radiological Environmental Monitoring Program Data - 2004

Sample Type	Station	LSN	End Date	Nuclide	Conc (pCi/m3)	Std.Dev. (pCi/m3)	MDC (pCi/m3)	
AP	2	L8740-02	1/4/2005	Ag-108m	-8.00E-05	4.40E-04	1.70E-03	
AP	2	L8740-02	1/4/2005	Ag-110m	1.57E-03	9.40E-04	3.00E-03	
AP	2	L8740-02	1/4/2005	Ba-140	-1.80E-02	2.20E-02	1.10E-01	
AP	2	L8740-02	1/4/2005	Be-7	6.30E-02	2.10E-02	6.40E-02	
AP	2	L8740-02	1/4/2005	Ce-141	-1.30E-03	3.40E-03	1.20E-02	
AP	2	L8740-02	1/4/2005	Ce-144	-4.00E-03	3.00E-03	1.10E-02	
AP	2	L8740-02	1/4/2005	Co-57	-4.00E-04	3.60E-04	1.40E-03	
AP	2	L8740-02	1/4/2005	Co-58	-9.00E-04	1.20E-03	5.20E-03	
AP	2	L8740-02	1/4/2005	Co-60	-6.80E-04	6.90E-04	3.20E-03	
AP	2	L8740-02	1/4/2005	Cr-51	-2.00E-02	2.60E-02	1.00E-01	
AP	2	L8740-02	1/4/2005	Cs-134	-1.60E-04	6.80E-04	2.70E-03	
AP	2	L8740-02	1/4/2005	Cs-137	-9.30E-04	9.30E-04	3.60E-03	
AP	2	L8740-02	1/4/2005	Fe-59	-1.00E-03	2.80E-03	1.30E-02	
AP	2	L8740-02	1/4/2005	I-131	1.52E-01	9.90E-02	3.30E-01	
AP	2	L8740-02	1/4/2005	K-40	6.50E-03	7.50E-03	2.70E-02	
AP	2	L8740-02	1/4/2005	La-140	-2.10E-02	2.50E-02	1.20E-01	
AP	2	L8740-02	1/4/2005	Mn-54	1.70E-04	7.10E-04	2.70E-03	
AP	2	L8740-02	1/4/2005	Nb-95	-3.30E-03	3.10E-03	1.30E-02	
AP	2	L8740-02	1/4/2005	Ru-103	-1.10E-03	2.00E-03	8.00E-03	
AP	2	L8740-02	1/4/2005	Ru-106	3.60E-03	5.30E-03	1.90E-02	
AP	2	L8740-02	1/4/2005	Sb-124	3.80E-03	3.00E-03	1.00E-02	
AP	2	L8740-02	1/4/2005	Sb-125	3.40E-03	1.50E-03	4.50E-03	
AP	2	L8740-02	1/4/2005	Se-75	-9.00E-04	9.40E-04	3.60E-03	
AP	2	L8740-02	1/4/2005	Zn-65	-5.60E-03	2.20E-03	1.00E-02	
AP	2	L8740-02	1/4/2005	Zr-95	-7.00E-04	2.50E-03	1.00E-02	
AP	3	L6783-03	1/7/2004	GROSS BETA	3.01E-02	1.70E-03	3.80E-03	*
AP	3	L6808-03	1/14/2004	GROSS BETA	2.79E-02	2.00E-03	4.30E-03	*
AP	3	L6839-03	1/21/2004	GROSS BETA	2.35E-02	2.20E-03	5.30E-03	*
AP	3	L6885-03	1/28/2004	GROSS BETA	2.44E-02	1.40E-03	3.20E-03	*
AP	3	L6904-03	2/4/2004	GROSS BETA	1.58E-02	1.60E-03	4.10E-03	*
AP	3	L6935-03	2/11/2004	GROSS BETA	2.33E-02	1.70E-03	3.70E-03	*
AP	3	L6955-03	2/18/2004	GROSS BETA	3.13E-02	1.90E-03	3.90E-03	*
AP	3	L6999-03	2/23/2004	GROSS BETA	2.52E-02	2.30E-03	6.10E-03	*
AP	3	L7017-03	3/3/2004	GROSS BETA	2.49E-02	1.70E-03	4.10E-03	*
AP	3	L7061-03	3/10/2004	GROSS BETA	1.73E-02	1.40E-03	3.20E-03	*
AP	3	L7082-03	3/16/2004	GROSS BETA	1.52E-02	1.60E-03	4.00E-03	*
AP	3	L7128-03	3/24/2004	GROSS BETA	2.34E-02	2.00E-03	4.20E-03	*
AP	3	L7156-03	3/31/2004	GROSS BETA	2.22E-02	2.20E-03	4.90E-03	*
AP	3	L7195-03	4/7/2004	GROSS BETA	9.10E-03	2.00E-03	6.00E-03	*
AP	3	L7235-03	4/14/2004	GROSS BETA	1.79E-02	2.10E-03	4.70E-03	*
AP	3	L7267-03	4/21/2004	GROSS BETA	2.35E-02	1.80E-03	4.30E-03	*
AP	3	L7289-03	3/31/2004	AcTh-228	2.20E-03	2.10E-03	7.50E-03	
AP	3	L7289-03	3/31/2004	Ag-108m	1.70E-04	3.40E-04	1.30E-03	
AP	3	L7289-03	3/31/2004	Ag-110m	-8.70E-04	6.70E-04	3.40E-03	
AP	3	L7289-03	3/31/2004	Ba-140	1.00E-02	1.00E-02	2.70E-02	
AP	3	L7289-03	3/31/2004	Be-7	9.70E-02	2.00E-02	4.70E-02	*
AP	3	L7289-03	3/31/2004	Ce-141	-5.00E-04	2.40E-03	9.10E-03	
AP	3	L7289-03	3/31/2004	Ce-144	2.00E-04	2.60E-03	9.50E-03	
AP	3	L7289-03	3/31/2004	Co-57	-1.60E-04	3.60E-04	1.30E-03	
AP	3	L7289-03	3/31/2004	Co-58	-2.00E-04	1.10E-03	4.70E-03	
AP	3	L7289-03	3/31/2004	Co-60	-8.40E-04	4.70E-04	2.70E-03	

*** Radioactivity detected in sample (i.e., concentration > 3 X standard deviation)**
+ Minimum Detectable Concentration > Lower Limit of Detection Requirement

Seabrook Station Radiological Environmental Monitoring Program Data - 2004

Sample Type	Station	LSN	End Date	Nuclide	Conc (pCi/m3)	Std.Dev. (pCi/m3)	MDC (pCi/m3)	
AP	3	L7289-03	3/31/2004	Cr-51	-7.00E-03	2.30E-02	8.80E-02	
AP	3	L7289-03	3/31/2004	Cs-134	-3.60E-04	7.40E-04	3.00E-03	
AP	3	L7289-03	3/31/2004	Cs-137	-1.02E-03	9.60E-04	3.70E-03	
AP	3	L7289-03	3/31/2004	Fe-59	2.20E-03	3.10E-03	1.20E-02	
AP	3	L7289-03	3/31/2004	I-131	3.80E-02	7.50E-02	2.80E-01	
AP	3	L7289-03	3/31/2004	K-40	-3.35E-02	7.00E-03	4.20E-02	
AP	3	L7289-03	3/31/2004	La-140	1.20E-02	1.20E-02	3.10E-02	
AP	3	L7289-03	3/31/2004	Mn-54	8.00E-05	5.10E-04	2.10E-03	
AP	3	L7289-03	3/31/2004	Nb-95	-4.30E-03	2.80E-03	1.20E-02	
AP	3	L7289-03	3/31/2004	Ru-103	0.00E+00	1.60E-03	6.40E-03	
AP	3	L7289-03	3/31/2004	Ru-106	0.00E+00	4.80E-03	1.90E-02	
AP	3	L7289-03	3/31/2004	Sb-124	2.40E-03	4.00E-03	1.60E-02	
AP	3	L7289-03	3/31/2004	Sb-125	-1.70E-03	1.20E-03	5.40E-03	
AP	3	L7289-03	3/31/2004	Se-75	7.30E-04	7.50E-04	2.60E-03	
AP	3	L7289-03	3/31/2004	Zn-65	5.00E-04	1.50E-03	6.00E-03	
AP	3	L7289-03	3/31/2004	Zr-95	-2.20E-03	2.20E-03	9.60E-03	
AP	3	L7324-03	4/29/2004	GROSS BETA	1.49E-02	2.00E-03	5.40E-03	*
AP	3	L7372-03	5/5/2004	GROSS BETA	1.60E-02	2.00E-03	5.40E-03	*
AP	3	L7441-03	5/19/2004	GROSS BETA	1.73E-02	1.40E-03	3.00E-03	*
AP	3	L7509-03	6/2/2004	GROSS BETA	1.16E-02	1.20E-03	3.10E-03	*
AP	3	L7569-03	6/16/2004	GROSS BETA	1.35E-02	1.20E-03	2.60E-03	*
AP	3	L7668-03	6/30/2004	GROSS BETA	1.85E-02	1.40E-03	3.10E-03	*
AP	3	L7674-03	7/7/2004	GROSS BETA	1.51E-02	2.00E-03	5.20E-03	*
AP	3	L7707-03	6/30/2004	AcTh-228	3.00E-04	1.50E-03	6.10E-03	
AP	3	L7707-03	6/30/2004	Ag-108m	-9.00E-05	3.40E-04	1.40E-03	
AP	3	L7707-03	6/30/2004	Ag-110m	-1.23E-03	8.10E-04	3.90E-03	
AP	3	L7707-03	6/30/2004	Ba-140	0.00E+00	6.40E-03	3.40E-02	
AP	3	L7707-03	6/30/2004	Be-7	9.70E-02	1.70E-02	3.60E-02	*
AP	3	L7707-03	6/30/2004	Ce-141	-3.10E-03	2.00E-03	8.20E-03	
AP	3	L7707-03	6/30/2004	Ce-144	5.70E-03	2.80E-03	8.70E-03	
AP	3	L7707-03	6/30/2004	Co-57	-9.00E-05	2.50E-04	9.80E-04	
AP	3	L7707-03	6/30/2004	Co-58	9.30E-04	8.50E-04	3.00E-03	
AP	3	L7707-03	6/30/2004	Co-60	-2.70E-04	4.00E-04	2.10E-03	
AP	3	L7707-03	6/30/2004	Cr-51	-9.00E-03	1.30E-02	5.60E-02	
AP	3	L7707-03	6/30/2004	Cs-134	-3.00E-04	3.80E-04	1.90E-03	
AP	3	L7707-03	6/30/2004	Cs-137	-4.70E-04	5.60E-04	2.40E-03	
AP	3	L7707-03	6/30/2004	Fe-59	-4.40E-03	2.30E-03	1.20E-02	
AP	3	L7707-03	6/30/2004	I-131	6.00E-03	2.50E-02	9.60E-02	
AP	3	L7707-03	6/30/2004	K-40	-1.70E-03	3.10E-03	1.80E-02	
AP	3	L7707-03	6/30/2004	La-140	0.00E+00	7.40E-03	3.90E-02	
AP	3	L7707-03	6/30/2004	Mn-54	0.00E+00	5.20E-04	2.10E-03	
AP	3	L7707-03	6/30/2004	Nb-95	-2.00E-04	1.20E-03	5.20E-03	
AP	3	L7707-03	6/30/2004	Ru-103	3.20E-04	8.50E-04	3.40E-03	
AP	3	L7707-03	6/30/2004	Ru-106	8.00E-04	3.00E-03	1.30E-02	
AP	3	L7707-03	6/30/2004	Sb-124	0.00E+00	2.80E-03	1.20E-02	
AP	3	L7707-03	6/30/2004	Sb-125	1.40E-03	1.10E-03	3.70E-03	
AP	3	L7707-03	6/30/2004	Se-75	-9.20E-04	6.30E-04	2.70E-03	
AP	3	L7707-03	6/30/2004	Zn-65	-9.00E-04	1.20E-03	5.60E-03	
AP	3	L7707-03	6/30/2004	Zr-95	-1.27E-03	7.30E-04	4.80E-03	
AP	3	L7797-03	7/21/2004	GROSS BETA	1.09E-02	1.10E-03	2.30E-03	*
AP	3	L7861-03	8/4/2004	GROSS BETA	2.02E-02	1.40E-03	2.60E-03	*

*** Radioactivity detected in sample (i.e., concentration > 3 X standard deviation)**
+ Minimum Detectable Concentration > Lower Limit of Detection Requirement

Seabrook Station Radiological Environmental Monitoring Program Data - 2004

Sample Type	Station	LSN	End Date	Nuclide	Conc (pCi/m3)	Std.Dev. (pCi/m3)	MDC (pCi/m3)	
AP	3	L7933-03	8/18/2004	GROSS BETA	1.93E-02	1.40E-03	3.10E-03	*
AP	3	L8006-03	9/1/2004	GROSS BETA	2.36E-02	1.40E-03	2.50E-03	*
AP	3	L8103-03	9/15/2004	GROSS BETA	1.50E-02	1.30E-03	3.10E-03	*
AP	3	L8156-03	9/29/2004	GROSS BETA	2.41E-02	1.50E-03	2.90E-03	*
AP	3	L8236-03	10/13/2004	GROSS BETA	1.92E-02	1.30E-03	2.80E-03	*
AP	3	L8263-03	9/29/2004	AcTh-228	1.00E-03	1.40E-03	5.20E-03	
AP	3	L8263-03	9/29/2004	Ag-108m	-1.50E-04	2.80E-04	1.10E-03	
AP	3	L8263-03	9/29/2004	Ag-110m	0.00E+00	5.80E-04	2.40E-03	
AP	3	L8263-03	9/29/2004	Ba-140	7.90E-03	9.70E-03	3.70E-02	
AP	3	L8263-03	9/29/2004	Be-7	9.40E-02	1.50E-02	3.20E-02	*
AP	3	L8263-03	9/29/2004	Ce-141	-1.10E-03	1.70E-03	6.30E-03	
AP	3	L8263-03	9/29/2004	Ce-144	-6.00E-04	2.20E-03	8.00E-03	
AP	3	L8263-03	9/29/2004	Co-57	1.70E-04	2.20E-04	7.80E-04	
AP	3	L8263-03	9/29/2004	Co-58	-2.30E-04	6.50E-04	2.80E-03	
AP	3	L8263-03	9/29/2004	Co-60	6.30E-04	3.20E-04	4.30E-04	
AP	3	L8263-03	9/29/2004	Cr-51	1.50E-02	1.10E-02	3.90E-02	
AP	3	L8263-03	9/29/2004	Cs-134	-1.50E-04	3.60E-04	1.60E-03	
AP	3	L8263-03	9/29/2004	Cs-137	4.30E-04	3.80E-04	1.30E-03	
AP	3	L8263-03	9/29/2004	Fe-59	0.00E+00	1.40E-03	6.30E-03	
AP	3	L8263-03	9/29/2004	I-131	-4.30E-02	3.20E-02	1.30E-01	
AP	3	L8263-03	9/29/2004	K-40	-1.70E-03	3.50E-03	1.70E-02	
AP	3	L8263-03	9/29/2004	La-140	9.00E-03	1.10E-02	4.20E-02	
AP	3	L8263-03	9/29/2004	Mn-54	-4.80E-04	3.40E-04	1.70E-03	
AP	3	L8263-03	9/29/2004	Nb-95	6.00E-04	1.10E-03	4.30E-03	
AP	3	L8263-03	9/29/2004	Ru-103	-1.50E-03	1.10E-03	4.90E-03	
AP	3	L8263-03	9/29/2004	Ru-106	-1.70E-03	3.10E-03	1.30E-02	
AP	3	L8263-03	9/29/2004	Sb-124	-1.70E-03	1.20E-03	8.10E-03	
AP	3	L8263-03	9/29/2004	Sb-125	-1.46E-03	9.50E-04	4.20E-03	
AP	3	L8263-03	9/29/2004	Se-75	5.90E-04	5.20E-04	1.80E-03	
AP	3	L8263-03	9/29/2004	Zn-65	3.20E-04	7.20E-04	3.00E-03	
AP	3	L8263-03	9/29/2004	Zr-95	9.00E-04	1.10E-03	4.10E-03	
AP	3	L8367-03	10/27/2004	GROSS BETA	1.29E-02	1.20E-03	2.90E-03	*
AP	3	L8422-03	11/10/2004	GROSS BETA	1.68E-02	1.30E-03	3.00E-03	*
AP	3	L8496-03	11/24/2004	GROSS BETA	2.52E-02	1.50E-03	3.00E-03	*
AP	3	L8567-03	12/8/2004	GROSS BETA	1.78E-02	1.30E-03	2.90E-03	*
AP	3	L8613-03	12/22/2004	GROSS BETA	1.73E-02	1.30E-03	2.90E-03	*
AP	3	L8676-03	1/4/2005	GROSS BETA	2.43E-02	1.50E-03	2.50E-03	*
AP	3	L8740-03	1/4/2005	AcTh-228	6.00E-04	1.80E-03	7.00E-03	
AP	3	L8740-03	1/4/2005	Ag-108m	-4.20E-04	3.70E-04	1.50E-03	
AP	3	L8740-03	1/4/2005	Ag-110m	-9.80E-04	8.70E-04	3.80E-03	
AP	3	L8740-03	1/4/2005	Ba-140	-8.00E-03	2.30E-02	1.00E-01	
AP	3	L8740-03	1/4/2005	Be-7	8.20E-02	1.70E-02	4.30E-02	*
AP	3	L8740-03	1/4/2005	Ce-141	1.00E-03	2.20E-03	7.90E-03	
AP	3	L8740-03	1/4/2005	Ce-144	-1.20E-03	2.20E-03	8.30E-03	
AP	3	L8740-03	1/4/2005	Co-57	2.90E-04	2.90E-04	9.90E-04	
AP	3	L8740-03	1/4/2005	Co-58	-9.90E-04	9.70E-04	4.20E-03	
AP	3	L8740-03	1/4/2005	Co-60	7.00E-05	5.00E-04	2.10E-03	
AP	3	L8740-03	1/4/2005	Cr-51	4.10E-02	2.10E-02	6.70E-02	
AP	3	L8740-03	1/4/2005	Cs-134	2.10E-04	4.60E-04	1.80E-03	
AP	3	L8740-03	1/4/2005	Cs-137	1.04E-03	9.00E-04	3.00E-03	
AP	3	L8740-03	1/4/2005	Fe-59	-2.70E-03	2.00E-03	1.10E-02	

*** Radioactivity detected in sample (i.e., concentration > 3 X standard deviation)**
+ Minimum Detectable Concentration > Lower Limit of Detection Requirement

Seabrook Station Radiological Environmental Monitoring Program Data - 2004

Sample Type	Station	LSN	End Date	Nuclide	Conc (pCi/m3)	Std.Dev. (pCi/m3)	MDC (pCi/m3)	
AP	3	L8740-03	1/4/2005	I-131	-1.10E-02	7.80E-02	3.00E-01	
AP	3	L8740-03	1/4/2005	K-40	1.26E-02	8.10E-03	2.70E-02	
AP	3	L8740-03	1/4/2005	La-140	-9.00E-03	2.60E-02	1.20E-01	
AP	3	L8740-03	1/4/2005	Mn-54	6.10E-04	4.90E-04	1.70E-03	
AP	3	L8740-03	1/4/2005	Nb-95	-2.20E-03	2.50E-03	1.00E-02	
AP	3	L8740-03	1/4/2005	Ru-103	1.00E-03	1.30E-03	4.60E-03	
AP	3	L8740-03	1/4/2005	Ru-106	1.00E-03	3.70E-03	1.50E-02	
AP	3	L8740-03	1/4/2005	Sb-124	-3.00E-04	2.90E-03	1.30E-02	
AP	3	L8740-03	1/4/2005	Sb-125	-1.80E-03	1.20E-03	5.10E-03	
AP	3	L8740-03	1/4/2005	Se-75	5.90E-04	7.50E-04	2.60E-03	
AP	3	L8740-03	1/4/2005	Zn-65	-3.30E-03	1.80E-03	8.10E-03	
AP	3	L8740-03	1/4/2005	Zr-95	2.80E-03	2.10E-03	6.90E-03	
AP	4	L6783-04	1/7/2004	GROSS BETA	3.12E-02	1.80E-03	4.00E-03	*
AP	4	L6808-04	1/14/2004	GROSS BETA	2.88E-02	2.10E-03	4.60E-03	*
AP	4	L6839-04	1/21/2004	GROSS BETA	1.90E-02	1.70E-03	3.90E-03	*
AP	4	L6885-04	1/28/2004	GROSS BETA	2.35E-02	1.50E-03	3.40E-03	*
AP	4	L6904-04	2/4/2004	GROSS BETA	1.67E-02	1.70E-03	4.40E-03	*
AP	4	L6935-04	2/11/2004	GROSS BETA	2.48E-02	1.80E-03	4.00E-03	*
AP	4	L6955-04	2/18/2004	GROSS BETA	3.33E-02	2.00E-03	4.10E-03	*
AP	4	L6999-04	2/25/2004	GROSS BETA	3.01E-02	1.90E-03	4.60E-03	*
AP	4	L7017-04	3/3/2004	GROSS BETA	2.73E-02	1.70E-03	4.20E-03	*
AP	4	L7061-04	3/10/2004	GROSS BETA	1.78E-02	1.40E-03	3.20E-03	*
AP	4	L7082-04	3/16/2004	GROSS BETA	1.89E-02	1.70E-03	4.00E-03	*
AP	4	L7128-04	3/24/2004	GROSS BETA	3.04E-02	2.20E-03	4.20E-03	*
AP	4	L7156-04	3/31/2004	GROSS BETA	1.96E-02	2.10E-03	4.60E-03	*
AP	4	L7195-04	4/7/2004	GROSS BETA	8.80E-03	1.90E-03	5.60E-03	*
AP	4	L7235-04	4/14/2004	GROSS BETA	1.66E-02	1.90E-03	4.40E-03	*
AP	4	L7267-04	4/21/2004	GROSS BETA	2.11E-02	1.70E-03	4.10E-03	*
AP	4	L7289-04	3/31/2004	AcTh-228	-5.00E-04	1.70E-03	7.40E-03	
AP	4	L7289-04	3/31/2004	Ag-108m	1.70E-04	3.40E-04	1.30E-03	
AP	4	L7289-04	3/31/2004	Ag-110m	8.90E-04	8.80E-04	3.10E-03	
AP	4	L7289-04	3/31/2004	Ba-140	0.00E+00	1.40E-02	7.30E-02	
AP	4	L7289-04	3/31/2004	Be-7	9.70E-02	2.00E-02	5.00E-02	*
AP	4	L7289-04	3/31/2004	Ce-141	4.00E-04	2.60E-03	9.40E-03	
AP	4	L7289-04	3/31/2004	Ce-144	4.00E-04	2.30E-03	8.50E-03	
AP	4	L7289-04	3/31/2004	Co-57	-1.30E-04	3.30E-04	1.20E-03	
AP	4	L7289-04	3/31/2004	Co-58	3.00E-04	1.30E-03	4.90E-03	
AP	4	L7289-04	3/31/2004	Co-60	7.10E-04	8.00E-04	2.90E-03	
AP	4	L7289-04	3/31/2004	Cr-51	-2.70E-02	2.10E-02	8.70E-02	
AP	4	L7289-04	3/31/2004	Cs-134	1.15E-03	5.10E-04	1.30E-03	
AP	4	L7289-04	3/31/2004	Cs-137	-7.10E-04	9.10E-04	3.50E-03	
AP	4	L7289-04	3/31/2004	Fe-59	-4.40E-03	3.50E-03	1.60E-02	
AP	4	L7289-04	3/31/2004	I-131	1.50E-02	9.80E-02	3.70E-01	
AP	4	L7289-04	3/31/2004	K-40	-2.46E-02	6.90E-03	3.90E-02	
AP	4	L7289-04	3/31/2004	La-140	0.00E+00	1.60E-02	8.40E-02	
AP	4	L7289-04	3/31/2004	Mn-54	-1.18E-03	4.80E-04	2.60E-03	
AP	4	L7289-04	3/31/2004	Nb-95	-3.40E-03	2.30E-03	1.10E-02	
AP	4	L7289-04	3/31/2004	Ru-103	4.00E-04	1.40E-03	5.60E-03	
AP	4	L7289-04	3/31/2004	Ru-106	7.60E-03	4.40E-03	1.40E-02	
AP	4	L7289-04	3/31/2004	Sb-124	2.60E-03	2.80E-03	1.00E-02	
AP	4	L7289-04	3/31/2004	Sb-125	1.90E-03	1.20E-03	3.90E-03	

*** Radioactivity detected in sample (i.e., concentration > 3 X standard deviation)**
+ Minimum Detectable Concentration > Lower Limit of Detection Requirement

Seabrook Station Radiological Environmental Monitoring Program Data - 2004

Sample Type	Station	LSN	End Date	Nuclide	Conc (pCi/m3)	Std.Dev. (pCi/m3)	MDC (pCi/m3)	
AP	4	L7289-04	3/31/2004	Se-75	1.30E-04	7.50E-04	2.80E-03	
AP	4	L7289-04	3/31/2004	Zn-65	-9.00E-04	1.60E-03	6.80E-03	
AP	4	L7289-04	3/31/2004	Zr-95	9.00E-04	1.70E-03	6.40E-03	
AP	4	L7324-04	4/29/2004	GROSS BETA	1.69E-02	2.00E-03	5.10E-03	*
AP	4	L7372-04	5/5/2004	GROSS BETA	1.82E-02	1.90E-03	5.10E-03	*
AP	4	L7441-04	5/19/2004	GROSS BETA	1.94E-02	1.40E-03	2.90E-03	*
AP	4	L7509-04	6/2/2004	GROSS BETA	1.16E-02	1.30E-03	3.30E-03	*
AP	4	L7569-04	6/16/2004	GROSS BETA	1.28E-02	1.20E-03	2.80E-03	*
AP	4	L7668-04	6/30/2004	GROSS BETA	1.90E-02	1.50E-03	3.40E-03	*
AP	4	L7674-04	7/7/2004	GROSS BETA	1.55E-02	2.20E-03	5.50E-03	*
AP	4	L7707-04	6/30/2004	AcTh-228	6.00E-04	1.30E-03	5.10E-03	
AP	4	L7707-04	6/30/2004	Ag-108m	-6.00E-04	3.20E-04	1.40E-03	
AP	4	L7707-04	6/30/2004	Ag-110m	1.80E-04	4.10E-04	1.70E-03	
AP	4	L7707-04	6/30/2004	Ba-140	-3.40E-03	9.00E-03	4.10E-02	
AP	4	L7707-04	6/30/2004	Be-7	1.20E-01	1.40E-02	1.70E-02	*
AP	4	L7707-04	6/30/2004	Ce-141	1.00E-04	1.70E-03	6.30E-03	
AP	4	L7707-04	6/30/2004	Ce-144	-2.30E-03	2.10E-03	8.10E-03	
AP	4	L7707-04	6/30/2004	Co-57	-1.00E-05	2.10E-04	8.00E-04	
AP	4	L7707-04	6/30/2004	Co-58	-6.20E-04	5.80E-04	2.80E-03	
AP	4	L7707-04	6/30/2004	Co-60	-4.00E-04	4.20E-04	2.10E-03	
AP	4	L7707-04	6/30/2004	Cr-51	-1.40E-02	1.30E-02	5.30E-02	
AP	4	L7707-04	6/30/2004	Cs-134	1.60E-04	4.00E-04	1.60E-03	
AP	4	L7707-04	6/30/2004	Cs-137	-3.00E-05	4.30E-04	1.70E-03	
AP	4	L7707-04	6/30/2004	Fe-59	2.00E-03	2.00E-03	7.00E-03	
AP	4	L7707-04	6/30/2004	I-131	3.30E-02	1.80E-02	5.70E-02	
AP	4	L7707-04	6/30/2004	K-40	-5.00E-04	5.10E-03	2.10E-02	
AP	4	L7707-04	6/30/2004	La-140	-4.00E-03	1.00E-02	4.70E-02	
AP	4	L7707-04	6/30/2004	Mn-54	3.70E-04	4.70E-04	1.70E-03	
AP	4	L7707-04	6/30/2004	Nb-95	-1.00E-04	1.10E-03	4.60E-03	
AP	4	L7707-04	6/30/2004	Ru-103	-7.20E-04	8.60E-04	3.80E-03	
AP	4	L7707-04	6/30/2004	Ru-106	-5.50E-03	4.40E-03	1.90E-02	
AP	4	L7707-04	6/30/2004	Sb-124	-8.00E-04	1.90E-03	9.10E-03	
AP	4	L7707-04	6/30/2004	Sb-125	-6.00E-04	1.10E-03	4.20E-03	
AP	4	L7707-04	6/30/2004	Se-75	7.90E-04	6.20E-04	2.10E-03	
AP	4	L7707-04	6/30/2004	Zn-65	-1.60E-03	1.20E-03	5.60E-03	
AP	4	L7707-04	6/30/2004	Zr-95	-5.00E-04	1.10E-03	4.70E-03	
AP	4	L7797-04	7/21/2004	GROSS BETA	1.09E-02	1.10E-03	2.50E-03	*
AP	4	L7861-04	8/4/2004	GROSS BETA	1.82E-02	1.40E-03	2.70E-03	*
AP	4	L7933-04	8/18/2004	GROSS BETA	1.71E-02	1.40E-03	3.20E-03	*
AP	4	L8006-04	9/1/2004	GROSS BETA	2.30E-02	1.50E-03	2.70E-03	*
AP	4	L8103-04	9/15/2004	GROSS BETA	1.57E-02	1.40E-03	3.20E-03	*
AP	4	L8156-04	9/29/2004	GROSS BETA	2.17E-02	1.50E-03	3.10E-03	*
AP	4	L8236-04	10/13/2004	GROSS BETA	2.34E-02	1.50E-03	3.00E-03	*
AP	4	L8263-04	9/29/2004	AcTh-228	-2.20E-04	9.60E-04	4.50E-03	
AP	4	L8263-04	9/29/2004	Ag-108m	-2.00E-05	2.60E-04	1.10E-03	
AP	4	L8263-04	9/29/2004	Ag-110m	0.00E+00	4.70E-04	2.10E-03	
AP	4	L8263-04	9/29/2004	Ba-140	-8.30E-03	8.30E-03	4.50E-02	
AP	4	L8263-04	9/29/2004	Be-7	1.07E-01	1.50E-02	3.10E-02	*
AP	4	L8263-04	9/29/2004	Ce-141	-2.30E-03	1.80E-03	6.90E-03	
AP	4	L8263-04	9/29/2004	Ce-144	-1.80E-03	1.90E-03	7.60E-03	
AP	4	L8263-04	9/29/2004	Co-57	-2.50E-04	2.20E-04	9.00E-04	

*** Radioactivity detected in sample (i.e., concentration > 3 X standard deviation)**
+ Minimum Detectable Concentration > Lower Limit of Detection Requirement

Seabrook Station Radiological Environmental Monitoring Program Data - 2004

Sample Type	Station	LSN	End Date	Nuclide	Conc (pCi/m3)	Std.Dev. (pCi/m3)	MDC (pCi/m3)	
AP	4	L8263-04	9/29/2004	Co-58	-4.00E-04	7.70E-04	3.30E-03	
AP	4	L8263-04	9/29/2004	Co-60	1.50E-04	3.00E-04	1.30E-03	
AP	4	L8263-04	9/29/2004	Cr-51	3.00E-03	1.20E-02	4.70E-02	
AP	4	L8263-04	9/29/2004	Cs-134	7.00E-05	3.50E-04	1.50E-03	
AP	4	L8263-04	9/29/2004	Cs-137	3.30E-04	4.20E-04	1.50E-03	
AP	4	L8263-04	9/29/2004	Fe-59	2.10E-03	1.60E-03	5.30E-03	
AP	4	L8263-04	9/29/2004	I-131	-6.00E-03	2.90E-02	1.20E-01	
AP	4	L8263-04	9/29/2004	K-40	-1.30E-03	5.30E-03	2.30E-02	
AP	4	L8263-04	9/29/2004	La-140	-9.50E-03	9.50E-03	5.10E-02	
AP	4	L8263-04	9/29/2004	Mn-54	-5.10E-04	3.60E-04	1.80E-03	
AP	4	L8263-04	9/29/2004	Nb-95	1.10E-03	1.30E-03	4.90E-03	
AP	4	L8263-04	9/29/2004	Ru-103	1.05E-03	9.10E-04	3.20E-03	
AP	4	L8263-04	9/29/2004	Ru-106	-2.60E-03	2.70E-03	1.30E-02	
AP	4	L8263-04	9/29/2004	Sb-124	9.20E-04	9.20E-04	2.50E-03	
AP	4	L8263-04	9/29/2004	Sb-125	0.00E+00	9.90E-04	3.80E-03	
AP	4	L8263-04	9/29/2004	Se-75	-5.20E-04	5.40E-04	2.20E-03	
AP	4	L8263-04	9/29/2004	Zn-65	-2.00E-03	1.30E-03	5.90E-03	
AP	4	L8263-04	9/29/2004	Zr-95	-4.00E-04	1.30E-03	5.40E-03	
AP	4	L8367-04	10/27/2004	GROSS BETA	1.15E-02	1.30E-03	3.10E-03	*
AP	4	L8422-04	11/10/2004	GROSS BETA	1.83E-02	1.50E-03	3.30E-03	*
AP	4	L8496-04	11/24/2004	GROSS BETA	2.43E-02	1.60E-03	3.30E-03	*
AP	4	L8567-04	12/8/2004	GROSS BETA	1.57E-02	1.40E-03	3.20E-03	*
AP	4	L8613-04	12/22/2004	GROSS BETA	2.10E-02	1.50E-03	3.20E-03	*
AP	4	L8676-04	1/4/2005	GROSS BETA	2.47E-02	1.60E-03	2.70E-03	*
AP	4	L8740-04	1/4/2005	AcTh-228	6.00E-04	1.30E-03	5.20E-03	
AP	4	L8740-04	1/4/2005	Ag-108m	2.30E-04	3.50E-04	1.30E-03	
AP	4	L8740-04	1/4/2005	Ag-110m	1.80E-04	8.60E-04	3.40E-03	
AP	4	L8740-04	1/4/2005	Ba-140	0.00E+00	2.40E-02	1.00E-01	
AP	4	L8740-04	1/4/2005	Be-7	6.80E-02	1.70E-02	4.50E-02	*
AP	4	L8740-04	1/4/2005	Ce-141	-3.10E-03	2.50E-03	9.80E-03	
AP	4	L8740-04	1/4/2005	Ce-144	1.90E-03	2.20E-03	7.80E-03	
AP	4	L8740-04	1/4/2005	Co-57	-4.00E-05	3.00E-04	1.10E-03	
AP	4	L8740-04	1/4/2005	Co-58	8.00E-04	1.20E-03	4.40E-03	
AP	4	L8740-04	1/4/2005	Co-60	1.59E-03	6.70E-04	1.80E-03	
AP	4	L8740-04	1/4/2005	Cr-51	-2.60E-02	2.00E-02	8.20E-02	
AP	4	L8740-04	1/4/2005	Cs-134	3.00E-04	6.80E-04	2.50E-03	
AP	4	L8740-04	1/4/2005	Cs-137	-7.50E-04	8.60E-04	3.30E-03	
AP	4	L8740-04	1/4/2005	Fe-59	-1.00E-03	1.70E-03	9.00E-03	
AP	4	L8740-04	1/4/2005	I-131	-7.80E-02	9.70E-02	3.80E-01	
AP	4	L8740-04	1/4/2005	K-40	-7.30E-03	6.20E-03	2.90E-02	
AP	4	L8740-04	1/4/2005	La-140	0.00E+00	2.70E-02	1.20E-01	
AP	4	L8740-04	1/4/2005	Mn-54	-4.60E-04	5.20E-04	2.30E-03	
AP	4	L8740-04	1/4/2005	Nb-95	7.00E-04	2.00E-03	7.60E-03	
AP	4	L8740-04	1/4/2005	Ru-103	1.10E-03	1.70E-03	6.10E-03	
AP	4	L8740-04	1/4/2005	Ru-106	3.40E-03	4.10E-03	1.50E-02	
AP	4	L8740-04	1/4/2005	Sb-124	3.60E-03	2.80E-03	9.30E-03	
AP	4	L8740-04	1/4/2005	Sb-125	7.00E-04	1.30E-03	4.60E-03	
AP	4	L8740-04	1/4/2005	Se-75	2.00E-05	7.90E-04	2.90E-03	
AP	4	L8740-04	1/4/2005	Zn-65	-2.00E-03	1.50E-03	7.00E-03	
AP	4	L8740-04	1/4/2005	Zr-95	-5.00E-04	2.10E-03	8.50E-03	
AP	5	L6783-05	1/7/2004	GROSS BETA	3.38E-02	1.90E-03	4.10E-03	*

*** Radioactivity detected in sample (i.e., concentration > 3 X standard deviation)**
+ Minimum Detectable Concentration > Lower Limit of Detection Requirement

Seabrook Station Radiological Environmental Monitoring Program Data - 2004

Sample Type	Station	LSN	End Date	Nuclide	Conc (pCi/m3)	Std.Dev. (pCi/m3)	MDC (pCi/m3)	
AP	5	L6808-05	1/14/2004	GROSS BETA	3.16E-02	2.20E-03	4.70E-03	*
AP	5	L6839-05	1/21/2004	GROSS BETA	2.35E-02	1.80E-03	4.00E-03	*
AP	5	L6885-05	1/28/2004	GROSS BETA	3.00E-02	1.60E-03	3.40E-03	*
AP	5	L6904-05	2/4/2004	GROSS BETA	1.98E-02	1.80E-03	4.40E-03	*
AP	5	L6935-05	2/11/2004	GROSS BETA	2.36E-02	1.80E-03	4.10E-03	*
AP	5	L6955-05	2/18/2004	GROSS BETA	3.48E-02	2.10E-03	4.20E-03	*
AP	5	L6999-05	2/25/2004	GROSS BETA	3.27E-02	1.90E-03	4.50E-03	*
AP	5	L7061-05	3/10/2004	GROSS BETA	2.33E-02	1.10E-03	2.00E-03	*
AP	5	L7128-05	3/24/2004	GROSS BETA	2.58E-02	1.60E-03	2.70E-03	*
AP	5	L7195-05	4/7/2004	GROSS BETA	1.44E-02	1.30E-03	3.20E-03	*
AP	5	L7267-05	4/21/2004	GROSS BETA	2.07E-02	1.10E-03	2.30E-03	*
AP	5	L7289-05	3/31/2004	AcTh-228	1.30E-03	1.70E-03	6.30E-03	
AP	5	L7289-05	3/31/2004	Ag-108m	3.90E-04	4.60E-04	1.60E-03	
AP	5	L7289-05	3/31/2004	Ag-110m	1.20E-04	7.90E-04	3.30E-03	
AP	5	L7289-05	3/31/2004	Ba-140	-3.40E-02	3.00E-02	1.50E-01	
AP	5	L7289-05	3/31/2004	Be-7	1.15E-01	2.30E-02	5.80E-02	*
AP	5	L7289-05	3/31/2004	Ce-141	5.80E-03	2.60E-03	8.20E-03	
AP	5	L7289-05	3/31/2004	Ce-144	1.30E-03	2.70E-03	9.60E-03	
AP	5	L7289-05	3/31/2004	Co-57	-3.80E-04	2.90E-04	1.20E-03	
AP	5	L7289-05	3/31/2004	Co-58	-1.30E-03	1.10E-03	5.30E-03	
AP	5	L7289-05	3/31/2004	Co-60	-7.20E-04	4.90E-04	2.80E-03	
AP	5	L7289-05	3/31/2004	Cr-51	8.00E-03	2.30E-02	8.50E-02	
AP	5	L7289-05	3/31/2004	Cs-134	9.20E-04	5.90E-04	1.90E-03	
AP	5	L7289-05	3/31/2004	Cs-137	-1.70E-03	1.10E-03	4.40E-03	
AP	5	L7289-05	3/31/2004	Fe-59	0.00E+00	4.40E-03	1.80E-02	
AP	5	L7289-05	3/31/2004	I-131	-8.00E-02	1.30E-01	5.20E-01	
AP	5	L7289-05	3/31/2004	K-40	-4.32E-02	5.10E-03	4.50E-02	
AP	5	L7289-05	3/31/2004	La-140	-3.90E-02	3.50E-02	1.70E-01	
AP	5	L7289-05	3/31/2004	Mn-54	-3.80E-04	7.50E-04	3.10E-03	
AP	5	L7289-05	3/31/2004	Nb-95	1.00E-03	2.60E-03	9.90E-03	
AP	5	L7289-05	3/31/2004	Ru-103	-1.40E-03	2.00E-03	8.30E-03	
AP	5	L7289-05	3/31/2004	Ru-106	-1.50E-03	4.80E-03	2.10E-02	
AP	5	L7289-05	3/31/2004	Sb-124	-3.50E-03	3.40E-03	1.80E-02	
AP	5	L7289-05	3/31/2004	Sb-125	3.00E-04	1.50E-03	5.70E-03	
AP	5	L7289-05	3/31/2004	Se-75	1.30E-03	1.10E-03	3.70E-03	
AP	5	L7289-05	3/31/2004	Zn-65	-2.10E-03	1.60E-03	7.80E-03	
AP	5	L7289-05	3/31/2004	Zr-95	-6.00E-04	2.50E-03	1.00E-02	
AP	5	L7372-05	5/5/2004	GROSS BETA	1.66E-02	1.10E-03	2.50E-03	*
AP	5	L7441-05	5/19/2004	GROSS BETA	2.18E-02	1.60E-03	3.30E-03	*
AP	5	L7509-05	6/2/2004	GROSS BETA	1.32E-02	1.30E-03	3.30E-03	*
AP	5	L7569-05	6/16/2004	GROSS BETA	1.65E-02	1.30E-03	2.70E-03	*
AP	5	L7668-05	6/30/2004	GROSS BETA	1.88E-02	1.40E-03	3.20E-03	*
AP	5	L7674-05	7/7/2004	GROSS BETA	2.06E-02	2.20E-03	5.20E-03	*
AP	5	L7707-05	6/30/2004	AcTh-228	1.70E-03	1.50E-03	5.40E-03	
AP	5	L7707-05	6/30/2004	Ag-108m	-6.00E-05	2.70E-04	1.10E-03	
AP	5	L7707-05	6/30/2004	Ag-110m	-3.60E-04	5.10E-04	2.40E-03	
AP	5	L7707-05	6/30/2004	Ba-140	7.10E-03	7.10E-03	2.60E-02	
AP	5	L7707-05	6/30/2004	Be-7	1.50E-01	1.70E-02	3.30E-02	*
AP	5	L7707-05	6/30/2004	Ce-141	-1.10E-03	1.70E-03	6.40E-03	
AP	5	L7707-05	6/30/2004	Ce-144	-3.90E-03	2.00E-03	8.20E-03	
AP	5	L7707-05	6/30/2004	Co-57	2.00E-04	2.20E-04	7.70E-04	

*** Radioactivity detected in sample (i.e., concentration > 3 X standard deviation)**
+ Minimum Detectable Concentration > Lower Limit of Detection Requirement

Seabrook Station Radiological Environmental Monitoring Program Data - 2004

Sample Type	Station	LSN	End Date	Nuclide	Conc (pCi/m3)	Std.Dev. (pCi/m3)	MDC (pCi/m3)	
AP	5	L7707-05	6/30/2004	Co-58	-1.00E-04	4.90E-04	2.20E-03	
AP	5	L7707-05	6/30/2004	Co-60	9.10E-04	4.50E-04	1.20E-03	
AP	5	L7707-05	6/30/2004	Cr-51	-5.00E-03	1.20E-02	4.70E-02	
AP	5	L7707-05	6/30/2004	Cs-134	3.50E-04	3.20E-04	1.10E-03	
AP	5	L7707-05	6/30/2004	Cs-137	6.00E-04	4.10E-04	1.30E-03	
AP	5	L7707-05	6/30/2004	Fe-59	-2.00E-03	1.80E-03	8.70E-03	
AP	5	L7707-05	6/30/2004	I-131	5.00E-03	2.40E-02	9.10E-02	
AP	5	L7707-05	6/30/2004	K-40	-3.60E-03	4.50E-03	2.10E-02	
AP	5	L7707-05	6/30/2004	La-140	8.20E-03	8.20E-03	3.00E-02	
AP	5	L7707-05	6/30/2004	Mn-54	-2.40E-04	5.10E-04	2.10E-03	
AP	5	L7707-05	6/30/2004	Nb-95	2.00E-03	1.30E-03	4.30E-03	
AP	5	L7707-05	6/30/2004	Ru-103	-7.30E-04	8.80E-04	3.90E-03	
AP	5	L7707-05	6/30/2004	Ru-106	2.00E-04	3.30E-03	1.30E-02	
AP	5	L7707-05	6/30/2004	Sb-124	-1.70E-03	2.40E-03	1.10E-02	
AP	5	L7707-05	6/30/2004	Sb-125	-2.10E-04	7.90E-04	3.30E-03	
AP	5	L7707-05	6/30/2004	Se-75	-1.56E-03	6.00E-04	2.60E-03	
AP	5	L7707-05	6/30/2004	Zn-65	-2.80E-03	1.40E-03	6.30E-03	
AP	5	L7707-05	6/30/2004	Zr-95	2.00E-04	1.10E-03	4.40E-03	
AP	5	L7797-05	7/21/2004	GROSS BETA	1.20E-02	1.10E-03	2.40E-03	*
AP	5	L7861-05	8/4/2004	GROSS BETA	1.86E-02	1.40E-03	2.70E-03	*
AP	5	L7933-05	8/18/2004	GROSS BETA	1.75E-02	1.40E-03	3.10E-03	*
AP	5	L8006-05	9/1/2004	GROSS BETA	2.39E-02	1.50E-03	2.60E-03	*
AP	5	L8103-05	9/15/2004	GROSS BETA	1.74E-02	1.40E-03	3.20E-03	*
AP	5	L8156-05	9/29/2004	GROSS BETA	2.55E-02	1.60E-03	3.10E-03	*
AP	5	L8236-05	10/13/2004	GROSS BETA	2.63E-02	1.50E-03	2.90E-03	*
AP	5	L8263-05	9/29/2004	AcTh-228	2.00E-04	1.70E-03	6.50E-03	
AP	5	L8263-05	9/29/2004	Ag-108m	-4.30E-04	2.30E-04	1.10E-03	
AP	5	L8263-05	9/29/2004	Ag-110m	7.50E-04	6.00E-04	2.00E-03	
AP	5	L8263-05	9/29/2004	Ba-140	-4.00E-03	1.20E-02	5.40E-02	
AP	5	L8263-05	9/29/2004	Be-7	9.10E-02	1.50E-02	3.30E-02	*
AP	5	L8263-05	9/29/2004	Ce-141	2.40E-03	1.70E-03	5.60E-03	
AP	5	L8263-05	9/29/2004	Ce-144	-3.80E-03	2.30E-03	9.10E-03	
AP	5	L8263-05	9/29/2004	Co-57	9.00E-05	2.10E-04	7.70E-04	
AP	5	L8263-05	9/29/2004	Co-58	6.60E-04	4.60E-04	1.50E-03	
AP	5	L8263-05	9/29/2004	Co-60	-4.30E-04	5.00E-04	2.30E-03	
AP	5	L8263-05	9/29/2004	Cr-51	1.50E-02	1.30E-02	4.60E-02	
AP	5	L8263-05	9/29/2004	Cs-134	-2.90E-04	3.50E-04	1.70E-03	
AP	5	L8263-05	9/29/2004	Cs-137	2.00E-05	3.70E-04	1.50E-03	
AP	5	L8263-05	9/29/2004	Fe-59	-2.80E-03	2.20E-03	1.10E-02	
AP	5	L8263-05	9/29/2004	I-131	-6.00E-03	2.90E-02	1.10E-01	
AP	5	L8263-05	9/29/2004	K-40	-1.40E-03	4.70E-03	2.10E-02	
AP	5	L8263-05	9/29/2004	La-140	-5.00E-03	1.40E-02	6.20E-02	
AP	5	L8263-05	9/29/2004	Mn-54	-5.00E-04	4.00E-04	1.90E-03	
AP	5	L8263-05	9/29/2004	Nb-95	3.00E-04	1.20E-03	4.80E-03	
AP	5	L8263-05	9/29/2004	Ru-103	-1.80E-03	1.10E-03	5.00E-03	
AP	5	L8263-05	9/29/2004	Ru-106	6.30E-03	3.60E-03	1.10E-02	
AP	5	L8263-05	9/29/2004	Sb-124	-9.00E-04	1.60E-03	8.30E-03	
AP	5	L8263-05	9/29/2004	Sb-125	-2.20E-04	7.80E-04	3.20E-03	
AP	5	L8263-05	9/29/2004	Se-75	5.10E-04	6.70E-04	2.40E-03	
AP	5	L8263-05	9/29/2004	Zn-65	1.65E-03	7.40E-04	8.90E-04	
AP	5	L8263-05	9/29/2004	Zr-95	-1.29E-03	8.40E-04	4.60E-03	

*** Radioactivity detected in sample (i.e., concentration > 3 X standard deviation)**
+ Minimum Detectable Concentration > Lower Limit of Detection Requirement

Seabrook Station Radiological Environmental Monitoring Program Data - 2004

Sample Type	Station	LSN	End Date	Nuclide	Conc (pCi/m3)	Std.Dev. (pCi/m3)	MDC (pCi/m3)	
AP	5	L8367-05	10/27/2004	GROSS BETA	1.40E-02	1.30E-03	3.10E-03	*
AP	5	L8422-05	11/10/2004	GROSS BETA	2.00E-02	1.50E-03	3.30E-03	*
AP	5	L8496-05	11/24/2004	GROSS BETA	2.53E-02	1.60E-03	3.20E-03	*
AP	5	L8567-05	12/8/2004	GROSS BETA	1.95E-02	1.40E-03	3.10E-03	*
AP	5	L8613-05	12/22/2004	GROSS BETA	2.06E-02	1.50E-03	3.20E-03	*
AP	5	L8676-05	1/4/2005	GROSS BETA	2.75E-02	1.50E-03	2.50E-03	*
AP	5	L8740-05	1/4/2005	AcTh-228	-1.70E-03	1.60E-03	7.40E-03	
AP	5	L8740-05	1/4/2005	Ag-108m	0.00E+00	4.00E-04	1.50E-03	
AP	5	L8740-05	1/4/2005	Ag-110m	1.14E-03	6.50E-04	1.90E-03	
AP	5	L8740-05	1/4/2005	Ba-140	0.00E+00	1.20E-02	6.00E-02	
AP	5	L8740-05	1/4/2005	Be-7	7.80E-02	1.80E-02	4.70E-02	*
AP	5	L8740-05	1/4/2005	Ce-141	3.10E-03	2.20E-03	7.40E-03	
AP	5	L8740-05	1/4/2005	Ce-144	9.00E-04	2.20E-03	7.80E-03	
AP	5	L8740-05	1/4/2005	Co-57	-3.00E-05	3.20E-04	1.10E-03	
AP	5	L8740-05	1/4/2005	Co-58	-4.60E-04	9.40E-04	4.00E-03	
AP	5	L8740-05	1/4/2005	Co-60	7.00E-05	5.30E-04	2.20E-03	
AP	5	L8740-05	1/4/2005	Cr-51	1.30E-02	2.20E-02	8.00E-02	
AP	5	L8740-05	1/4/2005	Cs-134	2.50E-04	3.70E-04	1.40E-03	
AP	5	L8740-05	1/4/2005	Cs-137	-1.42E-03	8.00E-04	3.30E-03	
AP	5	L8740-05	1/4/2005	Fe-59	1.90E-03	3.00E-03	1.10E-02	
AP	5	L8740-05	1/4/2005	I-131	1.99E-01	9.20E-02	2.80E-01	
AP	5	L8740-05	1/4/2005	K-40	4.10E-03	6.60E-03	2.50E-02	
AP	5	L8740-05	1/4/2005	La-140	0.00E+00	1.30E-02	6.90E-02	
AP	5	L8740-05	1/4/2005	Mn-54	-2.00E-04	4.30E-04	1.90E-03	
AP	5	L8740-05	1/4/2005	Nb-95	8.00E-04	1.80E-03	6.80E-03	
AP	5	L8740-05	1/4/2005	Ru-103	3.00E-04	1.40E-03	5.50E-03	
AP	5	L8740-05	1/4/2005	Ru-106	-1.10E-03	4.00E-03	1.60E-02	
AP	5	L8740-05	1/4/2005	Sb-124	2.40E-03	1.70E-03	3.20E-03	
AP	5	L8740-05	1/4/2005	Sb-125	0.00E+00	1.30E-03	4.80E-03	
AP	5	L8740-05	1/4/2005	Se-75	1.48E-03	6.70E-04	2.00E-03	
AP	5	L8740-05	1/4/2005	Zn-65	-1.20E-03	1.40E-03	6.20E-03	
AP	5	L8740-05	1/4/2005	Zr-95	8.00E-04	1.40E-03	5.60E-03	
AP	6	L6783-06	1/7/2004	GROSS BETA	3.16E-02	2.00E-03	4.70E-03	*
AP	6	L6808-06	1/14/2004	GROSS BETA	3.08E-02	2.00E-03	4.30E-03	*
AP	6	L6839-06	1/21/2004	GROSS BETA	1.86E-02	1.70E-03	4.00E-03	*
AP	6	L6885-06	1/28/2004	GROSS BETA	2.64E-02	1.60E-03	3.60E-03	*
AP	6	L6904-06	2/4/2004	GROSS BETA	1.76E-02	1.80E-03	4.60E-03	*
AP	9	L6935-06	2/11/2004	GROSS BETA	2.25E-02	2.00E-03	4.80E-03	*
AP	9	L6955-06	2/18/2004	GROSS BETA	3.09E-02	2.00E-03	4.20E-03	*
AP	9	L6999-06	2/25/2004	GROSS BETA	3.05E-02	1.80E-03	4.40E-03	*
AP	9	L7017-06	3/3/2004	GROSS BETA	2.93E-02	1.80E-03	4.40E-03	*
AP	9	L7061-06	3/10/2004	GROSS BETA	1.69E-02	2.10E-03	5.50E-03	*
AP	9	L7082-06	3/16/2004	GROSS BETA	1.94E-02	1.70E-03	4.10E-03	*
AP	9	L7128-06	3/24/2004	GROSS BETA	2.20E-02	2.00E-03	4.30E-03	*
AP	9	L7156-06	3/31/2004	GROSS BETA	2.47E-02	2.20E-03	4.60E-03	*
AP	9	L7195-06	4/7/2004	GROSS BETA	6.50E-03	1.90E-03	5.60E-03	*
AP	9	L7235-06	4/14/2004	GROSS BETA	1.68E-02	1.90E-03	4.50E-03	*
AP	9	L7267-06	4/21/2004	GROSS BETA	2.17E-02	1.70E-03	4.10E-03	*
AP	9	L7289-06	3/31/2004	AcTh-228	1.80E-03	2.00E-03	7.40E-03	
AP	9	L7289-06	3/31/2004	Ag-108m	7.40E-04	4.50E-04	1.50E-03	
AP	9	L7289-06	3/31/2004	Ag-110m	-3.60E-04	8.90E-04	3.90E-03	

*** Radioactivity detected in sample (i.e., concentration > 3 X standard deviation)**
+ Minimum Detectable Concentration > Lower Limit of Detection Requirement

Seabrook Station Radiological Environmental Monitoring Program Data - 2004

Sample Type	Station	LSN	End Date	Nuclide	Conc (pCi/m3)	Std.Dev. (pCi/m3)	MDC (pCi/m3)	
AP	9	L7289-06	3/31/2004	Ba-140	5.40E-02	2.40E-02	2.90E-02	
AP	9	L7289-06	3/31/2004	Be-7	8.50E-02	2.00E-02	5.20E-02	*
AP	9	L7289-06	3/31/2004	Ce-141	1.90E-03	2.80E-03	9.80E-03	
AP	9	L7289-06	3/31/2004	Ce-144	4.00E-04	2.50E-03	9.20E-03	
AP	9	L7289-06	3/31/2004	Co-57	8.00E-04	3.20E-04	9.80E-04	
AP	9	L7289-06	3/31/2004	Co-58	9.00E-04	1.00E-03	3.80E-03	
AP	9	L7289-06	3/31/2004	Co-60	1.65E-03	8.10E-04	2.30E-03	
AP	9	L7289-06	3/31/2004	Cr-51	8.00E-03	2.30E-02	8.50E-02	
AP	9	L7289-06	3/31/2004	Cs-134	2.50E-04	6.60E-04	2.50E-03	
AP	9	L7289-06	3/31/2004	Cs-137	1.00E-03	2.00E-03	6.60E-03	
AP	9	L7289-06	3/31/2004	Fe-59	1.20E-03	3.60E-03	1.40E-02	
AP	9	L7289-06	3/31/2004	I-131	-5.20E-02	9.60E-02	3.90E-01	
AP	9	L7289-06	3/31/2004	K-40	-2.43E-02	8.40E-03	4.30E-02	
AP	9	L7289-06	3/31/2004	La-140	6.20E-02	2.80E-02	3.40E-02	
AP	9	L7289-06	3/31/2004	Mn-54	2.70E-04	5.70E-04	2.20E-03	
AP	9	L7289-06	3/31/2004	Nb-95	3.00E-03	2.50E-03	8.50E-03	
AP	9	L7289-06	3/31/2004	Ru-103	9.00E-04	1.90E-03	7.20E-03	
AP	9	L7289-06	3/31/2004	Ru-106	1.40E-03	6.60E-03	2.50E-02	
AP	9	L7289-06	3/31/2004	Sb-124	-6.70E-03	4.50E-03	2.20E-02	
AP	9	L7289-06	3/31/2004	Sb-125	-2.10E-03	1.10E-03	5.40E-03	
AP	9	L7289-06	3/31/2004	Se-75	7.00E-04	6.90E-04	2.40E-03	
AP	9	L7289-06	3/31/2004	Zn-65	-5.00E-04	1.80E-03	7.30E-03	
AP	9	L7289-06	3/31/2004	Zr-95	-2.00E-04	1.60E-03	6.90E-03	
AP	9	L7324-06	4/29/2004	GROSS BETA	1.68E-02	2.00E-03	5.00E-03	*
AP	9	L7372-06	5/5/2004	GROSS BETA	1.47E-02	1.90E-03	5.20E-03	*
AP	9	L8840-01	5/5/2004	AcTh-228	-2.00E-04	2.20E-03	9.30E-03	
AP	9	L8840-01	5/5/2004	Ag-108m	-5.10E-04	4.60E-04	2.00E-03	
AP	9	L8840-01	5/5/2004	Ag-110m	1.80E-03	1.10E-03	1.70E-03	
AP	9	L8840-01	5/5/2004	Ba-140	5.00E+03	1.20E+04	4.90E+04	
AP	9	L8840-01	5/5/2004	Be-7	-1.10E-01	2.20E-01	9.20E-01	
AP	9	L8840-01	5/5/2004	Ce-141	-4.20E-01	2.70E-01	1.10E+00	
AP	9	L8840-01	5/5/2004	Ce-144	-2.10E-03	3.00E-03	1.20E-02	
AP	9	L8840-01	5/5/2004	Co-57	5.30E-04	3.70E-04	1.20E-03	
AP	9	L8840-01	5/5/2004	Co-58	-6.00E-04	5.50E-03	2.80E-02	
AP	9	L8840-01	5/5/2004	Co-60	2.00E-04	9.00E-04	3.70E-03	
AP	9	L8840-01	5/5/2004	Cr-51	-1.16E+01	5.60E+00	2.70E+01	
AP	9	L8840-01	5/5/2004	Cs-134	-1.30E-04	7.00E-04	3.10E-03	
AP	9	L8840-01	5/5/2004	Cs-137	-3.30E-04	5.30E-04	2.40E-03	
AP	9	L8840-01	5/5/2004	Fe-59	1.50E-01	1.60E-01	6.10E-01	
AP	9	L8840-01	5/5/2004	I-131	0.00E+00	7.70E+07	3.20E+08	
AP	9	L8840-01	5/5/2004	K-40	-6.90E-03	3.10E-03	2.60E-02	
AP	9	L8840-01	5/5/2004	La-140	6.00E+03	1.40E+04	5.60E+04	
AP	9	L8840-01	5/5/2004	Mn-54	-1.40E-03	1.20E-03	5.50E-03	
AP	9	L8840-01	5/5/2004	Nb-95	-1.00E-02	1.10E-01	5.70E-01	
AP	9	L8840-01	5/5/2004	Ru-103	2.70E-02	8.90E-02	3.50E-01	
AP	9	L8840-01	5/5/2004	Ru-106	2.40E-03	8.60E-03	3.40E-02	
AP	9	L8840-01	5/5/2004	Sb-124	5.30E-02	5.30E-02	1.90E-01	
AP	9	L8840-01	5/5/2004	Sb-125	-3.00E-03	1.80E-03	7.80E-03	
AP	9	L8840-01	5/5/2004	Se-75	4.00E-04	2.80E-03	1.00E-02	
AP	9	L8840-01	5/5/2004	Zn-65	-2.30E-03	3.60E-03	1.60E-02	
AP	9	L8840-01	5/5/2004	Zr-95	-3.20E-02	2.40E-02	1.20E-01	

*** Radioactivity detected in sample (i.e., concentration > 3 X standard deviation)**
+ Minimum Detectable Concentration > Lower Limit of Detection Requirement

Seabrook Station Radiological Environmental Monitoring Program Data - 2004

Sample Type	Station	LSN	End Date	Nuclide	Conc (pCi/m3)	Std.Dev. (pCi/m3)	MDC (pCi/m3)	
AP	7	L6783-07	1/7/2004	GROSS BETA	3.53E-02	2.00E-03	4.40E-03	*
AP	7	L6808-07	1/14/2004	GROSS BETA	3.51E-02	2.40E-03	5.20E-03	*
AP	7	L6839-07	1/21/2004	GROSS BETA	2.19E-02	1.90E-03	4.50E-03	*
AP	7	L6885-07	1/28/2004	GROSS BETA	2.86E-02	1.70E-03	3.80E-03	*
AP	7	L6904-07	2/4/2004	GROSS BETA	1.98E-02	1.90E-03	4.80E-03	*
AP	7	L6935-07	2/11/2004	GROSS BETA	2.78E-02	2.00E-03	4.30E-03	*
AP	7	L6955-07	2/18/2004	GROSS BETA	3.80E-02	2.20E-03	4.50E-03	*
AP	7	L6999-07	2/25/2004	GROSS BETA	3.45E-02	2.00E-03	4.90E-03	*
AP	7	L7017-07	3/3/2004	GROSS BETA	2.75E-02	1.90E-03	4.70E-03	*
AP	7	L7061-07	3/10/2004	GROSS BETA	2.16E-02	1.60E-03	3.70E-03	*
AP	7	L7128-07	3/24/2004	GROSS BETA	2.69E-02	1.60E-03	2.70E-03	*
AP	7	L7195-07	4/7/2004	GROSS BETA	1.61E-02	1.40E-03	3.20E-03	*
AP	7	L7267-07	4/21/2004	GROSS BETA	2.06E-02	1.10E-03	2.30E-03	*
AP	7	L7289-07	3/31/2004	AcTh-228	3.30E-03	2.50E-03	8.30E-03	
AP	7	L7289-07	3/31/2004	Ag-108m	0.00E+00	6.10E-04	2.30E-03	
AP	7	L7289-07	3/31/2004	Ag-110m	7.40E-04	9.40E-04	3.50E-03	
AP	7	L7289-07	3/31/2004	Ba-140	0.00E+00	2.40E-02	1.10E-01	
AP	7	L7289-07	3/31/2004	Be-7	1.32E-01	2.30E-02	5.20E-02	*
AP	7	L7289-07	3/31/2004	Ce-141	-4.10E-03	2.70E-03	1.10E-02	
AP	7	L7289-07	3/31/2004	Ce-144	-2.30E-03	3.30E-03	1.30E-02	
AP	7	L7289-07	3/31/2004	Co-57	-1.20E-04	3.60E-04	1.40E-03	
AP	7	L7289-07	3/31/2004	Co-58	9.00E-04	1.30E-03	4.80E-03	
AP	7	L7289-07	3/31/2004	Co-60	-1.48E-03	7.60E-04	4.00E-03	
AP	7	L7289-07	3/31/2004	Cr-51	4.00E-03	2.50E-02	9.30E-02	
AP	7	L7289-07	3/31/2004	Cs-134	-5.40E-04	6.20E-04	2.90E-03	
AP	7	L7289-07	3/31/2004	Cs-137	-8.00E-04	1.20E-03	4.50E-03	
AP	7	L7289-07	3/31/2004	Fe-59	1.30E-03	3.50E-03	1.40E-02	
AP	7	L7289-07	3/31/2004	I-131	-1.70E-01	1.10E-01	4.90E-01	
AP	7	L7289-07	3/31/2004	K-40	-2.50E-02	1.10E-02	5.10E-02	
AP	7	L7289-07	3/31/2004	La-140	0.00E+00	2.80E-02	1.30E-01	
AP	7	L7289-07	3/31/2004	Mn-54	-2.00E-04	8.20E-04	3.30E-03	
AP	7	L7289-07	3/31/2004	Nb-95	-4.90E-03	2.70E-03	1.30E-02	
AP	7	L7289-07	3/31/2004	Ru-103	1.50E-03	1.60E-03	5.80E-03	
AP	7	L7289-07	3/31/2004	Ru-106	-7.70E-03	4.60E-03	2.30E-02	
AP	7	L7289-07	3/31/2004	Sb-124	-2.00E-03	3.10E-03	1.60E-02	
AP	7	L7289-07	3/31/2004	Sb-125	3.30E-03	2.00E-03	6.50E-03	
AP	7	L7289-07	3/31/2004	Se-75	4.00E-04	1.10E-03	3.90E-03	
AP	7	L7289-07	3/31/2004	Zn-65	-5.00E-04	1.50E-03	6.60E-03	
AP	7	L7289-07	3/31/2004	Zr-95	-2.00E-03	2.70E-03	1.20E-02	
AP	7	L7372-07	5/5/2004	GROSS BETA	1.61E-02	1.10E-03	2.50E-03	*
AP	7	L7441-07	5/19/2004	GROSS BETA	2.34E-02	1.60E-03	3.40E-03	*
AP	7	L7509-07	6/2/2004	GROSS BETA	1.20E-02	1.40E-03	3.50E-03	*
AP	7	L7569-06	6/16/2004	GROSS BETA	1.23E-02	1.30E-03	2.90E-03	*
AP	7	L7668-06	6/30/2004	GROSS BETA	1.87E-02	1.50E-03	3.50E-03	*
AP	7	L7674-06	7/7/2004	GROSS BETA	1.31E-02	2.10E-03	5.60E-03	*
AP	7	L7707-06	6/30/2004	AcTh-228	1.80E-03	1.10E-03	3.50E-03	
AP	7	L7707-06	6/30/2004	Ag-108m	2.00E-04	3.30E-04	1.20E-03	
AP	7	L7707-06	6/30/2004	Ag-110m	7.60E-04	4.60E-04	1.40E-03	
AP	7	L7707-06	6/30/2004	Ba-140	-1.51E-02	9.20E-03	4.90E-02	
AP	7	L7707-06	6/30/2004	Be-7	1.40E-01	1.90E-02	4.30E-02	*
AP	7	L7707-06	6/30/2004	Ce-141	5.00E-04	1.60E-03	5.90E-03	

*** Radioactivity detected in sample (i.e., concentration > 3 X standard deviation)**
+ Minimum Detectable Concentration > Lower Limit of Detection Requirement

Seabrook Station Radiological Environmental Monitoring Program Data - 2004

Sample Type	Station	LSN	End Date	Nuclide	Conc (pCi/m3)	Std.Dev. (pCi/m3)	MDC (pCi/m3)	
AP	7	L7707-06	6/30/2004	Ce-144	-3.80E-03	2.30E-03	9.00E-03	
AP	7	L7707-06	6/30/2004	Co-57	5.00E-05	2.40E-04	8.70E-04	
AP	7	L7707-06	6/30/2004	Co-58	-4.70E-04	5.80E-04	2.70E-03	
AP	7	L7707-06	6/30/2004	Co-60	3.30E-04	2.30E-04	4.40E-04	
AP	7	L7707-06	6/30/2004	Cr-51	5.00E-03	1.30E-02	4.70E-02	
AP	7	L7707-06	6/30/2004	Cs-134	-6.00E-05	4.40E-04	1.80E-03	
AP	7	L7707-06	6/30/2004	Cs-137	2.70E-04	4.80E-04	1.70E-03	
AP	7	L7707-06	6/30/2004	Fe-59	-3.50E-03	1.90E-03	9.90E-03	
AP	7	L7707-06	6/30/2004	I-131	5.00E-03	2.20E-02	8.40E-02	
AP	7	L7707-06	6/30/2004	K-40	6.00E-04	4.00E-03	1.70E-02	
AP	7	L7707-06	6/30/2004	La-140	-1.70E-02	1.10E-02	5.70E-02	
AP	7	L7707-06	6/30/2004	Mn-54	5.00E-04	3.60E-04	1.20E-03	
AP	7	L7707-06	6/30/2004	Nb-95	-1.00E-04	1.20E-03	4.90E-03	
AP	7	L7707-06	6/30/2004	Ru-103	2.05E-03	8.90E-04	2.40E-03	
AP	7	L7707-06	6/30/2004	Ru-106	4.40E-03	3.40E-03	1.10E-02	
AP	7	L7707-06	6/30/2004	Sb-124	-3.60E-03	2.20E-03	1.20E-02	
AP	7	L7707-06	6/30/2004	Sb-125	1.95E-03	9.40E-04	2.80E-03	
AP	7	L7707-06	6/30/2004	Se-75	-3.10E-04	7.50E-04	2.80E-03	
AP	7	L7707-06	6/30/2004	Zn-65	-7.00E-04	1.20E-03	5.00E-03	
AP	7	L7707-06	6/30/2004	Zr-95	0.00E+00	1.40E-03	5.60E-03	
AP	7	L7797-06	7/21/2004	GROSS BETA	1.10E-02	1.20E-03	2.70E-03	*
AP	7	L7861-06	8/4/2004	GROSS BETA	1.77E-02	1.40E-03	2.90E-03	*
AP	7	L7933-06	8/18/2004	GROSS BETA	2.04E-02	1.60E-03	3.50E-03	*
AP	7	L8006-06	9/1/2004	GROSS BETA	2.12E-02	1.50E-03	2.90E-03	*
AP	7	L8103-06	9/15/2004	GROSS BETA	1.52E-02	1.40E-03	3.50E-03	*
AP	7	L8156-06	9/29/2004	GROSS BETA	2.26E-02	1.60E-03	3.30E-03	*
AP	7	L8236-06	10/13/2004	GROSS BETA	2.17E-02	1.50E-03	3.20E-03	*
AP	7	L8263-06	9/29/2004	AcTh-228	-2.00E-03	1.20E-03	6.30E-03	
AP	7	L8263-06	9/29/2004	Ag-108m	0.00E+00	3.00E-04	1.20E-03	
AP	7	L8263-06	9/29/2004	Ag-110m	-4.10E-04	5.80E-04	2.70E-03	
AP	7	L8263-06	9/29/2004	Ba-140	-9.00E-03	6.30E-03	4.20E-02	
AP	7	L8263-06	9/29/2004	Be-7	7.60E-02	1.40E-02	2.90E-02	*
AP	7	L8263-06	9/29/2004	Ce-141	-9.00E-04	1.60E-03	6.20E-03	
AP	7	L8263-06	9/29/2004	Ce-144	-2.00E-03	2.20E-03	8.40E-03	
AP	7	L8263-06	9/29/2004	Co-57	-1.40E-04	2.50E-04	9.60E-04	
AP	7	L8263-06	9/29/2004	Co-58	3.70E-04	7.20E-04	2.80E-03	
AP	7	L8263-06	9/29/2004	Co-60	3.30E-04	3.70E-04	1.40E-03	
AP	7	L8263-06	9/29/2004	Cr-51	6.00E-03	1.50E-02	5.40E-02	
AP	7	L8263-06	9/29/2004	Cs-134	-5.10E-04	5.30E-04	2.30E-03	
AP	7	L8263-06	9/29/2004	Cs-137	-4.00E-05	5.00E-04	2.00E-03	
AP	7	L8263-06	9/29/2004	Fe-59	8.00E-04	1.70E-03	7.10E-03	
AP	7	L8263-06	9/29/2004	I-131	5.50E-02	3.50E-02	1.20E-01	
AP	7	L8263-06	9/29/2004	K-40	-1.09E-02	4.30E-03	2.50E-02	
AP	7	L8263-06	9/29/2004	La-140	-1.03E-02	7.30E-03	4.80E-02	
AP	7	L8263-06	9/29/2004	Mn-54	4.10E-04	4.90E-04	1.80E-03	
AP	7	L8263-06	9/29/2004	Nb-95	7.00E-04	1.30E-03	4.90E-03	
AP	7	L8263-06	9/29/2004	Ru-103	-3.00E-04	1.00E-03	4.20E-03	
AP	7	L8263-06	9/29/2004	Ru-106	-1.60E-03	4.90E-03	1.90E-02	
AP	7	L8263-06	9/29/2004	Sb-124	0.00E+00	2.00E-03	9.10E-03	
AP	7	L8263-06	9/29/2004	Sb-125	5.00E-04	1.00E-03	3.70E-03	
AP	7	L8263-06	9/29/2004	Se-75	6.70E-04	6.10E-04	2.10E-03	

*** Radioactivity detected in sample (i.e., concentration > 3 X standard deviation)**
+ Minimum Detectable Concentration > Lower Limit of Detection Requirement

Seabrook Station Radiological Environmental Monitoring Program Data - 2004

Sample Type	Station	LSN	End Date	Nuclide	Conc (pCi/m3)	Std.Dev. (pCi/m3)	MDC (pCi/m3)	
AP	7	L8263-06	9/29/2004	Zn-65	7.20E-04	7.20E-04	2.70E-03	
AP	7	L8263-06	9/29/2004	Zr-95	-8.00E-04	1.40E-03	6.10E-03	
AP	7	L8367-06	10/27/2004	GROSS BETA	1.41E-02	1.40E-03	3.30E-03	*
AP	7	L8422-06	11/10/2004	GROSS BETA	1.81E-02	1.50E-03	3.60E-03	*
AP	7	L8496-06	11/24/2004	GROSS BETA	2.89E-02	1.70E-03	3.50E-03	*
AP	7	L8567-06	12/8/2004	GROSS BETA	1.54E-02	1.40E-03	3.40E-03	*
AP	7	L8613-06	12/22/2004	GROSS BETA	2.18E-02	1.60E-03	3.50E-03	*
AP	7	L8676-06	1/4/2005	GROSS BETA	2.73E-02	1.70E-03	2.90E-03	*
AP	7	L8740-06	1/4/2005	AcTh-228	-4.50E-03	1.90E-03	9.40E-03	
AP	7	L8740-06	1/4/2005	Ag-108m	0.00E+00	3.30E-04	1.30E-03	
AP	7	L8740-06	1/4/2005	Ag-110m	8.70E-04	9.00E-04	3.20E-03	
AP	7	L8740-06	1/4/2005	Ba-140	-9.00E-03	2.40E-02	1.10E-01	
AP	7	L8740-06	1/4/2005	Be-7	8.00E-02	1.90E-02	5.10E-02	*
AP	7	L8740-06	1/4/2005	Ce-141	4.50E-03	2.50E-03	8.00E-03	
AP	7	L8740-06	1/4/2005	Ce-144	-3.10E-03	2.50E-03	9.90E-03	
AP	7	L8740-06	1/4/2005	Co-57	-5.00E-05	3.30E-04	1.20E-03	
AP	7	L8740-06	1/4/2005	Co-58	0.00E+00	1.20E-03	4.70E-03	
AP	7	L8740-06	1/4/2005	Co-60	-3.20E-04	5.80E-04	2.60E-03	
AP	7	L8740-06	1/4/2005	Cr-51	-5.00E-03	2.30E-02	8.60E-02	
AP	7	L8740-06	1/4/2005	Cs-134	-3.80E-04	3.50E-04	1.80E-03	
AP	7	L8740-06	1/4/2005	Cs-137	-1.67E-03	8.60E-04	3.60E-03	
AP	7	L8740-06	1/4/2005	Fe-59	2.10E-03	3.00E-03	1.10E-02	
AP	7	L8740-06	1/4/2005	I-131	4.10E-02	7.90E-02	2.90E-01	
AP	7	L8740-06	1/4/2005	K-40	4.50E-03	7.20E-03	2.70E-02	
AP	7	L8740-06	1/4/2005	La-140	-1.00E-02	2.70E-02	1.20E-01	
AP	7	L8740-06	1/4/2005	Mn-54	-9.60E-04	5.30E-04	2.60E-03	
AP	7	L8740-06	1/4/2005	Nb-95	2.00E-03	2.10E-03	7.50E-03	
AP	7	L8740-06	1/4/2005	Ru-103	1.10E-03	1.70E-03	6.30E-03	
AP	7	L8740-06	1/4/2005	Ru-106	-2.40E-03	4.20E-03	1.80E-02	
AP	7	L8740-06	1/4/2005	Sb-124	-1.60E-03	3.10E-03	1.50E-02	
AP	7	L8740-06	1/4/2005	Sb-125	-5.00E-04	1.40E-03	5.60E-03	
AP	7	L8740-06	1/4/2005	Se-75	9.50E-04	7.40E-04	2.50E-03	
AP	7	L8740-06	1/4/2005	Zn-65	-1.70E-03	1.20E-03	6.10E-03	
AP	7	L8740-06	1/4/2005	Zr-95	-4.00E-04	2.00E-03	8.10E-03	
AP	8	L6783-08	1/7/2004	GROSS BETA	3.26E-02	2.00E-03	4.60E-03	*
AP	8	L6808-08	1/14/2004	GROSS BETA	3.34E-02	2.20E-03	4.70E-03	*
AP	8	L6839-08	1/21/2004	GROSS BETA	1.79E-02	1.70E-03	4.00E-03	*
AP	8	L6885-08	1/28/2004	GROSS BETA	2.56E-02	2.20E-03	5.40E-03	*
AP	8	L6904-08	2/4/2004	GROSS BETA	1.98E-02	1.80E-03	4.50E-03	*
AP	8	L6935-08	2/11/2004	GROSS BETA	2.53E-02	2.20E-03	5.00E-03	*
AP	8	L6955-08	2/18/2004	GROSS BETA	3.31E-02	2.00E-03	4.20E-03	*
AP	8	L6999-08	2/25/2004	GROSS BETA	3.23E-02	1.90E-03	4.60E-03	*
AP	8	L7061-08	3/10/2004	GROSS BETA	1.95E-02	1.30E-03	2.60E-03	*
AP	8	L7128-08	3/24/2004	GROSS BETA	1.60E-02	1.80E-03	4.20E-03	*
AP	8	L7195-08	4/7/2004	GROSS BETA	1.28E-02	1.70E-03	4.40E-03	*
AP	8	L7267-08	4/21/2004	GROSS BETA	1.31E-02	1.20E-03	3.10E-03	*
AP	8	L7289-08	3/31/2004	AcTh-228	-1.50E-03	2.50E-03	1.10E-02	
AP	8	L7289-08	3/31/2004	Ag-108m	1.20E-04	4.80E-04	1.90E-03	
AP	8	L7289-08	3/31/2004	Ag-110m	-1.00E-03	1.30E-03	5.70E-03	
AP	8	L7289-08	3/31/2004	Ba-140	1.40E-02	3.10E-02	1.30E-01	
AP	8	L7289-08	3/31/2004	Be-7	5.50E-02	2.20E-02	6.70E-02	

*** Radioactivity detected in sample (i.e., concentration > 3 X standard deviation)**
+ Minimum Detectable Concentration > Lower Limit of Detection Requirement

Seabrook Station Radiological Environmental Monitoring Program Data - 2004

Sample Type	Station	LSN	End Date	Nuclide	Conc (pCi/m3)	Std.Dev. (pCi/m3)	MDC (pCi/m3)	
AP	8	L7289-08	3/31/2004	Ce-141	-1.50E-03	3.50E-03	1.30E-02	
AP	8	L7289-08	3/31/2004	Ce-144	1.00E-03	3.30E-03	1.20E-02	
AP	8	L7289-08	3/31/2004	Co-57	-1.00E-04	3.70E-04	1.40E-03	
AP	8	L7289-08	3/31/2004	Co-58	-8.00E-04	1.70E-03	7.20E-03	
AP	8	L7289-08	3/31/2004	Co-60	-1.12E-03	7.60E-04	4.00E-03	
AP	8	L7289-08	3/31/2004	Cr-51	-3.30E-02	2.80E-02	1.20E-01	
AP	8	L7289-08	3/31/2004	Cs-134	1.56E-03	7.80E-04	2.30E-03	
AP	8	L7289-08	3/31/2004	Cs-137	-7.00E-04	1.40E-03	5.10E-03	
AP	8	L7289-08	3/31/2004	Fe-59	-3.00E-03	3.70E-03	1.80E-02	
AP	8	L7289-08	3/31/2004	I-131	4.00E-02	1.20E-01	4.50E-01	
AP	8	L7289-08	3/31/2004	K-40	-5.17E-02	9.50E-03	5.90E-02	
AP	8	L7289-08	3/31/2004	La-140	1.60E-02	3.50E-02	1.50E-01	
AP	8	L7289-08	3/31/2004	Mn-54	-7.80E-04	6.00E-04	3.00E-03	
AP	8	L7289-08	3/31/2004	Nb-95	-6.30E-03	2.70E-03	1.40E-02	
AP	8	L7289-08	3/31/2004	Ru-103	-3.80E-03	2.40E-03	1.10E-02	
AP	8	L7289-08	3/31/2004	Ru-106	-1.22E-02	8.40E-03	3.60E-02	
AP	8	L7289-08	3/31/2004	Sb-124	-4.30E-03	4.00E-03	2.10E-02	
AP	8	L7289-08	3/31/2004	Sb-125	-4.00E-04	1.50E-03	6.00E-03	
AP	8	L7289-08	3/31/2004	Se-75	4.00E-04	1.10E-03	3.90E-03	
AP	8	L7289-08	3/31/2004	Zn-65	-1.90E-03	2.20E-03	9.80E-03	
AP	8	L7289-08	3/31/2004	Zr-95	-1.90E-03	2.00E-03	9.90E-03	
AP	8	L7372-08	5/5/2004	GROSS BETA	1.23E-02	1.20E-03	3.20E-03	*
AP	8	L7441-08	5/19/2004	GROSS BETA	1.94E-02	1.80E-03	4.10E-03	*
AP	8	L7509-08	6/2/2004	GROSS BETA	1.31E-02	1.40E-03	3.40E-03	*
AP	8	L7569-07	6/16/2004	GROSS BETA	1.43E-02	1.30E-03	2.90E-03	*
AP	8	L7668-07	6/30/2004	GROSS BETA	1.84E-02	1.50E-03	3.50E-03	*
AP	8	L7674-07	7/7/2004	GROSS BETA	1.51E-02	2.20E-03	5.60E-03	*
AP	8	L7707-07	6/30/2004	AcTh-228	-3.00E-04	1.40E-03	5.90E-03	
AP	8	L7707-07	6/30/2004	Ag-108m	8.00E-05	2.80E-04	1.10E-03	
AP	8	L7707-07	6/30/2004	Ag-110m	-1.08E-03	6.50E-04	3.20E-03	
AP	8	L7707-07	6/30/2004	Ba-140	0.00E+00	1.10E-02	4.60E-02	
AP	8	L7707-07	6/30/2004	Be-7	1.30E-01	1.80E-02	3.40E-02	*
AP	8	L7707-07	6/30/2004	Ce-141	1.90E-03	2.10E-03	7.10E-03	
AP	8	L7707-07	6/30/2004	Ce-144	0.00E+00	2.40E-03	8.70E-03	
AP	8	L7707-07	6/30/2004	Co-57	-3.90E-04	2.80E-04	1.10E-03	
AP	8	L7707-07	6/30/2004	Co-58	-7.50E-04	6.90E-04	3.30E-03	
AP	8	L7707-07	6/30/2004	Co-60	3.50E-04	3.80E-04	1.40E-03	
AP	8	L7707-07	6/30/2004	Cr-51	-1.70E-02	1.80E-02	7.10E-02	
AP	8	L7707-07	6/30/2004	Cs-134	-3.80E-04	4.10E-04	2.00E-03	
AP	8	L7707-07	6/30/2004	Cs-137	5.80E-04	5.00E-04	1.70E-03	
AP	8	L7707-07	6/30/2004	Fe-59	8.00E-04	1.40E-03	5.90E-03	
AP	8	L7707-07	6/30/2004	I-131	3.60E-02	3.30E-02	1.10E-01	
AP	8	L7707-07	6/30/2004	K-40	-1.14E-02	4.60E-03	2.60E-02	
AP	8	L7707-07	6/30/2004	La-140	0.00E+00	1.20E-02	5.30E-02	
AP	8	L7707-07	6/30/2004	Mn-54	0.00E+00	4.50E-04	1.90E-03	
AP	8	L7707-07	6/30/2004	Nb-95	2.80E-03	1.60E-03	4.80E-03	
AP	8	L7707-07	6/30/2004	Ru-103	3.00E-04	1.10E-03	4.10E-03	
AP	8	L7707-07	6/30/2004	Ru-106	-7.00E-04	3.40E-03	1.50E-02	
AP	8	L7707-07	6/30/2004	Sb-124	2.00E-03	2.00E-03	7.50E-03	
AP	8	L7707-07	6/30/2004	Sb-125	5.00E-04	1.10E-03	4.10E-03	
AP	8	L7707-07	6/30/2004	Se-75	4.70E-04	7.40E-04	2.60E-03	

*** Radioactivity detected in sample (i.e., concentration > 3 X standard deviation)**
+ Minimum Detectable Concentration > Lower Limit of Detection Requirement

Seabrook Station Radiological Environmental Monitoring Program Data - 2004

Sample Type	Station	LSN	End Date	Nuclide	Conc (pCi/m3)	Std.Dev. (pCi/m3)	MDC (pCi/m3)	
AP	8	L7707-07	6/30/2004	Zn-65	-2.30E-03	1.60E-03	7.10E-03	
AP	8	L7707-07	6/30/2004	Zr-95	-2.20E-03	1.20E-03	6.40E-03	
AP	8	L7797-07	7/21/2004	GROSS BETA	1.31E-02	1.30E-03	2.60E-03	*
AP	8	L7861-07	8/4/2004	GROSS BETA	2.16E-02	1.50E-03	2.90E-03	*
AP	8	L7933-07	8/18/2004	GROSS BETA	2.06E-02	1.60E-03	3.40E-03	*
AP	8	L8006-07	9/1/2004	GROSS BETA	2.41E-02	1.60E-03	2.80E-03	*
AP	8	L8103-07	9/15/2004	GROSS BETA	1.79E-02	1.50E-03	3.40E-03	*
AP	8	L8156-07	9/29/2004	GROSS BETA	2.42E-02	1.60E-03	3.30E-03	*
AP	8	L8236-07	10/13/2004	GROSS BETA	2.07E-02	1.50E-03	3.10E-03	*
AP	8	L8263-07	9/29/2004	AcTh-228	7.00E-04	1.40E-03	5.30E-03	
AP	8	L8263-07	9/29/2004	Ag-108m	5.00E-05	2.80E-04	1.10E-03	
AP	8	L8263-07	9/29/2004	Ag-110m	0.00E+00	6.50E-04	2.70E-03	
AP	8	L8263-07	9/29/2004	Ba-140	-4.50E-03	7.70E-03	4.10E-02	
AP	8	L8263-07	9/29/2004	Be-7	1.21E-01	1.70E-02	3.40E-02	*
AP	8	L8263-07	9/29/2004	Ce-141	3.00E-04	1.80E-03	6.60E-03	
AP	8	L8263-07	9/29/2004	Ce-144	-1.90E-03	2.10E-03	8.40E-03	
AP	8	L8263-07	9/29/2004	Co-57	-2.30E-04	2.00E-04	8.40E-04	
AP	8	L8263-07	9/29/2004	Co-58	2.60E-04	3.80E-04	1.60E-03	
AP	8	L8263-07	9/29/2004	Co-60	-6.60E-04	5.70E-04	2.70E-03	
AP	8	L8263-07	9/29/2004	Cr-51	0.00E+00	1.50E-02	5.70E-02	
AP	8	L8263-07	9/29/2004	Cs-134	5.00E-05	3.20E-04	1.40E-03	
AP	8	L8263-07	9/29/2004	Cs-137	2.60E-04	3.90E-04	1.50E-03	
AP	8	L8263-07	9/29/2004	Fe-59	3.00E-03	1.90E-03	5.60E-03	
AP	8	L8263-07	9/29/2004	I-131	5.50E-02	3.80E-02	1.30E-01	
AP	8	L8263-07	9/29/2004	K-40	1.80E-03	5.10E-03	2.10E-02	
AP	8	L8263-07	9/29/2004	La-140	-5.10E-03	8.90E-03	4.80E-02	
AP	8	L8263-07	9/29/2004	Mn-54	-1.08E-03	4.70E-04	2.40E-03	
AP	8	L8263-07	9/29/2004	Nb-95	-2.00E-03	1.10E-03	5.90E-03	
AP	8	L8263-07	9/29/2004	Ru-103	2.80E-04	8.40E-04	3.40E-03	
AP	8	L8263-07	9/29/2004	Ru-106	-9.00E-04	3.60E-03	1.50E-02	
AP	8	L8263-07	9/29/2004	Sb-124	-1.00E-03	1.70E-03	9.00E-03	
AP	8	L8263-07	9/29/2004	Sb-125	-2.80E-03	9.30E-04	4.70E-03	
AP	8	L8263-07	9/29/2004	Se-75	-2.20E-04	6.30E-04	2.40E-03	
AP	8	L8263-07	9/29/2004	Zn-65	-7.00E-04	1.00E-03	4.70E-03	
AP	8	L8263-07	9/29/2004	Zr-95	3.40E-03	1.40E-03	3.60E-03	
AP	8	L8367-07	10/27/2004	GROSS BETA	1.37E-02	1.40E-03	3.40E-03	*
AP	8	L8422-07	11/10/2004	GROSS BETA	1.88E-02	1.60E-03	3.60E-03	*
AP	8	L8496-07	11/24/2004	GROSS BETA	2.29E-02	1.60E-03	3.50E-03	*
AP	8	L8567-07	12/8/2004	GROSS BETA	1.62E-02	1.50E-03	3.40E-03	*
AP	8	L8613-07	12/22/2004	GROSS BETA	2.06E-02	1.60E-03	3.50E-03	*
AP	8	L8676-07	1/4/2005	GROSS BETA	2.55E-02	1.60E-03	2.90E-03	*
AP	8	L8740-07	1/4/2005	AcTh-228	2.70E-03	2.00E-03	6.80E-03	
AP	8	L8740-07	1/4/2005	Ag-108m	8.00E-05	4.20E-04	1.60E-03	
AP	8	L8740-07	1/4/2005	Ag-110m	-6.00E-04	5.90E-04	3.00E-03	
AP	8	L8740-07	1/4/2005	Ba-140	0.00E+00	1.80E-02	8.30E-02	
AP	8	L8740-07	1/4/2005	Be-7	1.21E-01	1.90E-02	3.80E-02	*
AP	8	L8740-07	1/4/2005	Ce-141	-3.90E-03	2.20E-03	9.20E-03	
AP	8	L8740-07	1/4/2005	Ce-144	-3.50E-03	2.50E-03	1.00E-02	
AP	8	L8740-07	1/4/2005	Co-57	6.40E-04	3.00E-04	9.50E-04	
AP	8	L8740-07	1/4/2005	Co-58	-1.41E-03	9.90E-04	4.70E-03	
AP	8	L8740-07	1/4/2005	Co-60	1.52E-03	7.90E-04	2.40E-03	

*** Radioactivity detected in sample (i.e., concentration > 3 X standard deviation)**
+ Minimum Detectable Concentration > Lower Limit of Detection Requirement

Seabrook Station Radiological Environmental Monitoring Program Data - 2004

Sample Type	Station	LSN	End Date	Nuclide	Conc (pCi/m3)	Std.Dev. (pCi/m3)	MDC (pCi/m3)	
AP	8	L8740-07	1/4/2005	Cr-51	-2.90E-02	2.00E-02	8.60E-02	
AP	8	L8740-07	1/4/2005	Cs-134	-7.30E-04	4.30E-04	2.20E-03	
AP	8	L8740-07	1/4/2005	Cs-137	-1.05E-03	9.00E-04	3.50E-03	
AP	8	L8740-07	1/4/2005	Fe-59	-6.20E-03	3.60E-03	1.70E-02	
AP	8	L8740-07	1/4/2005	I-131	2.60E-02	8.00E-02	3.00E-01	
AP	8	L8740-07	1/4/2005	K-40	1.46E-02	8.00E-03	2.50E-02	
AP	8	L8740-07	1/4/2005	La-140	0.00E+00	2.10E-02	9.60E-02	
AP	8	L8740-07	1/4/2005	Mn-54	0.00E+00	6.50E-04	2.60E-03	
AP	8	L8740-07	1/4/2005	Nb-95	-2.50E-03	2.60E-03	1.10E-02	
AP	8	L8740-07	1/4/2005	Ru-103	-1.50E-03	1.60E-03	6.80E-03	
AP	8	L8740-07	1/4/2005	Ru-106	-7.20E-03	4.80E-03	2.20E-02	
AP	8	L8740-07	1/4/2005	Sb-124	-1.40E-03	1.40E-03	1.00E-02	
AP	8	L8740-07	1/4/2005	Sb-125	-1.00E-03	1.30E-03	5.20E-03	
AP	8	L8740-07	1/4/2005	Se-75	3.80E-04	7.40E-04	2.70E-03	
AP	8	L8740-07	1/4/2005	Zn-65	9.00E-04	1.50E-03	5.60E-03	
AP	8	L8740-07	1/4/2005	Zr-95	-1.00E-04	2.40E-03	9.50E-03	
AP	9	L7441-06	5/19/2004	GROSS BETA	2.32E-02	1.50E-03	2.90E-03	*
AP	9	L7509-09	6/2/2004	GROSS BETA	1.10E-02	1.20E-03	3.00E-03	*
AP	9	L7569-08	6/16/2004	GROSS BETA	1.39E-02	1.10E-03	2.40E-03	*
AP	9	L7668-08	6/30/2004	GROSS BETA	1.84E-02	1.30E-03	2.80E-03	*
AP	9	L7674-08	7/7/2004	GROSS BETA	1.78E-02	2.00E-03	4.70E-03	*
AP	9	L7707-08	6/30/2004	AcTh-228	2.40E-03	1.30E-03	3.80E-03	
AP	9	L7707-08	6/30/2004	Ag-108m	-1.20E-04	2.90E-04	1.20E-03	
AP	9	L7707-08	6/30/2004	Ag-110m	1.03E-03	8.70E-04	3.00E-03	
AP	9	L7707-08	6/30/2004	Ba-140	-3.20E-03	7.20E-03	3.50E-02	
AP	9	L7707-08	6/30/2004	Be-7	7.70E-02	1.30E-02	3.10E-02	*
AP	9	L7707-08	6/30/2004	Ce-141	1.10E-03	1.50E-03	5.40E-03	
AP	9	L7707-08	6/30/2004	Ce-144	-3.00E-04	1.80E-03	6.70E-03	
AP	9	L7707-08	6/30/2004	Co-57	4.00E-05	2.20E-04	7.90E-04	
AP	9	L7707-08	6/30/2004	Co-58	3.30E-04	6.40E-04	2.40E-03	
AP	9	L7707-08	6/30/2004	Co-60	2.40E-04	4.40E-04	1.70E-03	
AP	9	L7707-08	6/30/2004	Cr-51	2.00E-03	1.10E-02	4.10E-02	
AP	9	L7707-08	6/30/2004	Cs-134	5.70E-04	3.50E-04	1.10E-03	
AP	9	L7707-08	6/30/2004	Cs-137	-1.10E-04	3.60E-04	1.50E-03	
AP	9	L7707-08	6/30/2004	Fe-59	-6.00E-04	1.60E-03	7.40E-03	
AP	9	L7707-08	6/30/2004	I-131	-1.80E-02	2.30E-02	9.40E-02	
AP	9	L7707-08	6/30/2004	K-40	-3.40E-03	4.30E-03	2.00E-02	
AP	9	L7707-08	6/30/2004	La-140	-3.70E-03	8.30E-03	4.00E-02	
AP	9	L7707-08	6/30/2004	Mn-54	-1.10E-04	3.80E-04	1.60E-03	
AP	9	L7707-08	6/30/2004	Nb-95	1.20E-03	1.20E-03	4.30E-03	
AP	9	L7707-08	6/30/2004	Ru-103	4.50E-04	9.00E-04	3.40E-03	
AP	9	L7707-08	6/30/2004	Ru-106	-6.00E-04	4.40E-03	1.70E-02	
AP	9	L7707-08	6/30/2004	Sb-124	8.00E-04	2.40E-03	9.60E-03	
AP	9	L7707-08	6/30/2004	Sb-125	3.90E-04	9.20E-04	3.40E-03	
AP	9	L7707-08	6/30/2004	Se-75	5.50E-04	5.50E-04	1.90E-03	
AP	9	L7707-08	6/30/2004	Zn-65	1.50E-03	9.00E-04	2.80E-03	
AP	9	L7707-08	6/30/2004	Zr-95	8.00E-04	1.00E-03	3.80E-03	
AP	9	L7797-08	7/21/2004	GROSS BETA	1.00E-02	1.00E-03	2.20E-03	*
AP	9	L7861-08	8/4/2004	GROSS BETA	1.68E-02	1.20E-03	2.40E-03	*
AP	9	L7933-08	8/18/2004	GROSS BETA	1.37E-02	1.20E-03	2.80E-03	*
AP	9	L8006-08	9/1/2004	GROSS BETA	2.19E-02	1.30E-03	2.30E-03	*

*** Radioactivity detected in sample (i.e., concentration > 3 X standard deviation)**
+ Minimum Detectable Concentration > Lower Limit of Detection Requirement

Seabrook Station Radiological Environmental Monitoring Program Data - 2004

Sample Type	Station	LSN	End Date	Nuclide	Conc (pCi/m3)	Std.Dev. (pCi/m3)	MDC (pCi/m3)	
AP	9	L8103-08	9/15/2004	GROSS BETA	1.54E-02	1.30E-03	2.80E-03	*
AP	9	L8156-08	9/29/2004	GROSS BETA	2.31E-02	1.40E-03	2.70E-03	*
AP	9	L8236-08	10/13/2004	GROSS BETA	2.32E-02	1.40E-03	2.60E-03	*
AP	9	L8263-08	9/29/2004	AcTh-228	-6.00E-04	1.40E-03	5.80E-03	
AP	9	L8263-08	9/29/2004	Ag-108m	-2.00E-05	2.40E-04	9.60E-04	
AP	9	L8263-08	9/29/2004	Ag-110m	5.00E-04	3.70E-04	1.20E-03	
AP	9	L8263-08	9/29/2004	Ba-140	1.08E-02	8.10E-03	2.70E-02	
AP	9	L8263-08	9/29/2004	Be-7	7.70E-02	1.40E-02	3.50E-02	*
AP	9	L8263-08	9/29/2004	Ce-141	7.00E-04	1.50E-03	5.30E-03	
AP	9	L8263-08	9/29/2004	Ce-144	8.00E-04	1.90E-03	6.80E-03	
AP	9	L8263-08	9/29/2004	Co-57	-8.00E-05	1.80E-04	7.10E-04	
AP	9	L8263-08	9/29/2004	Co-58	1.40E-04	6.00E-04	2.40E-03	
AP	9	L8263-08	9/29/2004	Co-60	7.00E-04	3.90E-04	1.10E-03	
AP	9	L8263-08	9/29/2004	Cr-51	-2.00E-03	1.10E-02	4.20E-02	
AP	9	L8263-08	9/29/2004	Cs-134	-4.00E-05	3.20E-04	1.40E-03	
AP	9	L8263-08	9/29/2004	Cs-137	-7.00E-04	3.80E-04	1.80E-03	
AP	9	L8263-08	9/29/2004	Fe-59	1.20E-03	1.50E-03	5.80E-03	
AP	9	L8263-08	9/29/2004	I-131	0.00E+00	2.70E-02	1.00E-01	
AP	9	L8263-08	9/29/2004	K-40	0.00E+00	4.00E-03	1.70E-02	
AP	9	L8263-08	9/29/2004	La-140	1.25E-02	9.30E-03	3.10E-02	
AP	9	L8263-08	9/29/2004	Mn-54	1.10E-04	2.90E-04	1.20E-03	
AP	9	L8263-08	9/29/2004	Nb-95	-1.00E-04	9.00E-04	3.90E-03	
AP	9	L8263-08	9/29/2004	Ru-103	-2.30E-04	9.90E-04	4.00E-03	
AP	9	L8263-08	9/29/2004	Ru-106	-3.60E-03	3.20E-03	1.40E-02	
AP	9	L8263-08	9/29/2004	Sb-124	-1.60E-03	1.60E-03	8.50E-03	
AP	9	L8263-08	9/29/2004	Sb-125	-3.80E-04	8.50E-04	3.50E-03	
AP	9	L8263-08	9/29/2004	Se-75	-5.40E-04	4.80E-04	2.00E-03	
AP	9	L8263-08	9/29/2004	Zn-65	-5.90E-04	8.30E-04	3.80E-03	
AP	9	L8263-08	9/29/2004	Zr-95	-1.30E-03	1.10E-03	5.20E-03	
AP	9	L8367-08	10/27/2004	GROSS BETA	1.46E-02	1.20E-03	2.70E-03	*
AP	9	L8422-08	11/10/2004	GROSS BETA	1.62E-02	1.30E-03	2.80E-03	*
AP	9	L8496-08	11/24/2004	GROSS BETA	2.45E-02	1.40E-03	2.80E-03	*
AP	9	L8567-08	12/8/2004	GROSS BETA	1.80E-02	1.30E-03	2.90E-03	*
AP	9	L8613-08	12/22/2004	GROSS BETA	1.83E-02	1.30E-03	3.00E-03	*
AP	9	L8676-08	1/4/2005	GROSS BETA	2.40E-02	1.40E-03	2.40E-03	*
AP	9	L8740-08	1/4/2005	AcTh-228	-1.10E-03	1.40E-03	6.40E-03	
AP	9	L8740-08	1/4/2005	Ag-108m	-2.00E-04	3.20E-04	1.30E-03	
AP	9	L8740-08	1/4/2005	Ag-110m	-7.90E-04	7.20E-04	3.20E-03	
AP	9	L8740-08	1/4/2005	Ba-140	1.50E-02	1.80E-02	6.80E-02	
AP	9	L8740-08	1/4/2005	Be-7	8.50E-02	1.60E-02	3.60E-02	*
AP	9	L8740-08	1/4/2005	Ce-141	7.00E-04	2.50E-03	8.90E-03	
AP	9	L8740-08	1/4/2005	Ce-144	-7.00E-04	2.00E-03	7.50E-03	
AP	9	L8740-08	1/4/2005	Co-57	-3.10E-04	2.80E-04	1.10E-03	
AP	9	L8740-08	1/4/2005	Co-58	3.00E-04	1.00E-03	3.80E-03	
AP	9	L8740-08	1/4/2005	Co-60	-5.80E-04	4.70E-04	2.30E-03	
AP	9	L8740-08	1/4/2005	Cr-51	-7.00E-03	1.90E-02	7.30E-02	
AP	9	L8740-08	1/4/2005	Cs-134	-2.50E-04	5.00E-04	2.10E-03	
AP	9	L8740-08	1/4/2005	Cs-137	-1.36E-03	7.80E-04	3.10E-03	
AP	9	L8740-08	1/4/2005	Fe-59	2.60E-03	2.60E-03	9.20E-03	
AP	9	L8740-08	1/4/2005	I-131	7.90E-02	7.30E-02	2.50E-01	
AP	9	L8740-08	1/4/2005	K-40	-6.40E-03	4.90E-03	2.40E-02	

*** Radioactivity detected in sample (i.e., concentration > 3 X standard deviation)**
+ Minimum Detectable Concentration > Lower Limit of Detection Requirement

Seabrook Station Radiological Environmental Monitoring Program Data - 2004

Sample Type	Station	LSN	End Date	Nuclide	Conc (pCi/m3)	Std.Dev. (pCi/m3)	MDC (pCi/m3)
AP	9	L8740-08	1/4/2005	La-140	1.70E-02	2.10E-02	7.80E-02
AP	9	L8740-08	1/4/2005	Mn-54	-4.00E-05	4.40E-04	1.80E-03
AP	9	L8740-08	1/4/2005	Nb-95	0.00E+00	2.10E-03	8.10E-03
AP	9	L8740-08	1/4/2005	Ru-103	0.00E+00	1.60E-03	6.00E-03
AP	9	L8740-08	1/4/2005	Ru-106	2.00E-03	4.00E-03	1.50E-02
AP	9	L8740-08	1/4/2005	Sb-124	-2.40E-03	2.30E-03	1.20E-02
AP	9	L8740-08	1/4/2005	Sb-125	9.00E-04	1.00E-03	3.70E-03
AP	9	L8740-08	1/4/2005	Se-75	-1.12E-03	7.10E-04	2.90E-03
AP	9	L8740-08	1/4/2005	Zn-65	-2.80E-03	1.70E-03	7.50E-03
AP	9	L8740-08	1/4/2005	Zr-95	2.00E-04	1.50E-03	6.10E-03
AP	9	L8840-02	6/30/2004	AcTh-228	-2.20E-03	1.40E-03	6.80E-03
AP	9	L8840-02	6/30/2004	Ag-108m	2.50E-04	2.60E-04	9.30E-04
AP	9	L8840-02	6/30/2004	Ag-110m	0.00E+00	9.20E-04	3.90E-03
AP	9	L8840-02	6/30/2004	Ba-140	6.50E+02	4.80E+02	1.60E+03
AP	9	L8840-02	6/30/2004	Be-7	3.50E-02	8.20E-02	3.10E-01
AP	9	L8840-02	6/30/2004	Ce-141	3.30E-02	6.20E-02	2.20E-01
AP	9	L8840-02	6/30/2004	Ce-144	3.00E-04	2.10E-03	7.80E-03
AP	9	L8840-02	6/30/2004	Co-57	-5.00E-04	2.30E-04	1.00E-03
AP	9	L8840-02	6/30/2004	Co-58	-5.00E-04	3.80E-03	1.70E-02
AP	9	L8840-02	6/30/2004	Co-60	1.90E-04	1.90E-04	5.10E-04
AP	9	L8840-02	6/30/2004	Cr-51	3.00E-01	1.10E+00	4.20E+00
AP	9	L8840-02	6/30/2004	Cs-134	-5.00E-04	3.90E-04	2.00E-03
AP	9	L8840-02	6/30/2004	Cs-137	-5.10E-04	3.20E-04	1.60E-03
AP	9	L8840-02	6/30/2004	Fe-59	1.40E-02	6.30E-02	2.60E-01
AP	9	L8840-02	6/30/2004	I-131	-5.70E+05	7.90E+05	3.30E+06
AP	9	L8840-02	6/30/2004	K-40	-6.70E-03	5.10E-03	2.50E-02
AP	9	L8840-02	6/30/2004	La-140	7.50E+02	5.60E+02	1.80E+03
AP	9	L8840-02	6/30/2004	Mn-54	-4.60E-04	4.70E-04	2.30E-03
AP	9	L8840-02	6/30/2004	Nb-95	-3.90E-02	4.80E-02	2.30E-01
AP	9	L8840-02	6/30/2004	Ru-103	3.60E-02	2.60E-02	8.60E-02
AP	9	L8840-02	6/30/2004	Ru-106	-1.02E-02	5.60E-03	2.60E-02
AP	9	L8840-02	6/30/2004	Sb-124	2.80E-02	2.10E-02	6.80E-02
AP	9	L8840-02	6/30/2004	Sb-125	1.78E-03	7.00E-04	1.60E-03
AP	9	L8840-02	6/30/2004	Se-75	3.00E-04	1.10E-03	4.40E-03
AP	9	L8840-02	6/30/2004	Zn-65	1.80E-03	1.30E-03	4.40E-03
AP	9	L8840-02	6/30/2004	Zr-95	-4.90E-03	5.50E-03	3.00E-02
CF	1	L6783-01	1/7/2004	I-131	4.00E-03	8.00E-03	2.80E-02
CF	1	L6808-01	1/14/2004	I-131	2.00E-04	8.80E-03	3.30E-02
CF	1	L6839-01	1/21/2004	I-131	2.90E-03	7.20E-03	2.60E-02
CF	1	L6885-01	1/28/2004	I-131	-7.30E-03	7.40E-03	3.20E-02
CF	1	L6904-01	2/4/2004	I-131	3.80E-03	7.10E-03	2.60E-02
CF	1	L6935-01	2/11/2004	I-131	-1.06E-02	6.30E-03	2.70E-02
CF	1	L6955-01	2/18/2004	I-131	-1.50E-03	7.30E-03	2.90E-02
CF	1	L6999-01	2/25/2004	I-131	1.30E-02	1.00E-02	3.60E-02
CF	1	L7017-01	3/3/2004	I-131	-4.00E-04	6.80E-03	2.60E-02
CF	1	L7061-01	3/10/2004	I-131	-4.20E-03	5.40E-03	2.30E-02
CF	1	L7082-01	3/16/2004	I-131	-1.02E-02	6.00E-03	2.60E-02
CF	1	L7128-01	3/24/2004	I-131	-4.00E-03	6.60E-03	2.70E-02
CF	1	L7156-01	3/31/2004	I-131	8.80E-03	9.80E-03	3.40E-02
CF	1	L7195-01	4/7/2004	I-131	-2.00E-03	6.70E-03	2.50E-02

*** Radioactivity detected in sample (i.e., concentration > 3 X standard deviation)**
+ Minimum Detectable Concentration > Lower Limit of Detection Requirement

Seabrook Station Radiological Environmental Monitoring Program Data - 2004

Sample Type	Station	LSN	End Date	Nuclide	Conc (pCi/m3)	Std.Dev. (pCi/m3)	MDC (pCi/m3)
CF	1	L7235-01	4/14/2004	I-131	0.00E+00	4.40E-03	1.80E-02
CF	1	L7267-01	4/21/2004	I-131	8.40E-03	9.10E-03	3.20E-02
CF	1	L7324-01	4/29/2004	I-131	4.50E-03	6.20E-03	2.20E-02
CF	1	L7372-01	5/5/2004	I-131	5.20E-03	8.70E-03	3.20E-02
CF	1	L7441-01	5/19/2004	I-131	-4.10E-03	4.50E-03	1.90E-02
CF	1	L7509-01	6/2/2004	I-131	7.70E-03	4.80E-03	1.60E-02
CF	1	L7569-01	6/16/2004	I-131	3.00E-04	3.80E-03	1.50E-02
CF	1	L7668-01	6/30/2004	I-131	2.20E-03	6.40E-03	2.40E-02
CF	1	L7674-01	7/7/2004	I-131	3.10E-03	6.00E-03	2.30E-02
CF	1	L7797-01	7/21/2004	I-131	-6.60E-03	5.60E-03	2.40E-02
CF	1	L7861-01	8/4/2004	I-131	-1.50E-03	4.90E-03	1.90E-02
CF	1	L7933-01	8/18/2004	I-131	2.30E-03	6.40E-03	2.40E-02
CF	1	L8006-01	9/1/2004	I-131	4.20E-03	5.40E-03	1.90E-02
CF	1	L8103-01	9/15/2004	I-131	1.26E-02	9.00E-03	3.00E-02
CF	1	L8156-01	9/28/2004	I-131	-3.00E-04	5.10E-03	2.00E-02
CF	1	L8236-01	10/13/2004	I-131	2.90E-03	5.40E-03	2.00E-02
CF	1	L8367-01	10/27/2004	I-131	-5.70E-03	6.00E-03	2.50E-02
CF	1	L8422-01	11/10/2004	I-131	-1.90E-03	3.90E-03	1.60E-02
CF	1	L8496-01	11/24/2004	I-131	-3.30E-03	6.20E-03	2.50E-02
CF	1	L8567-01	12/8/2004	I-131	2.60E-03	7.20E-03	2.70E-02
CF	1	L8613-01	12/22/2004	I-131	-1.30E-03	6.70E-03	2.60E-02
CF	1	L8676-01	1/4/2005	I-131	2.00E-04	8.40E-03	3.20E-02
CF	2	L6783-02	1/7/2004	I-131	6.10E-03	9.80E-03	3.40E-02
CF	2	L6808-02	1/14/2004	I-131	-5.00E-03	1.00E-02	4.00E-02
CF	2	L6839-02	1/21/2004	I-131	-6.10E-03	7.00E-03	2.80E-02
CF	2	L6885-02	1/28/2004	I-131	8.00E-04	9.10E-03	3.50E-02
CF	2	L6904-02	2/4/2004	I-131	-7.50E-03	7.60E-03	3.30E-02
CF	2	L6935-02	2/11/2004	I-131	8.60E-03	6.70E-03	2.30E-02
CF	2	L6955-02	2/18/2004	I-131	-1.90E-03	8.10E-03	3.20E-02
CF	2	L6999-02	2/25/2004	I-131	0.00E+00	1.20E-02	4.70E-02
CF	2	L7017-02	3/3/2004	I-131	-1.00E-02	8.50E-03	3.60E-02
CF	2	L7061-02	3/10/2004	I-131	5.70E-03	6.70E-03	2.40E-02
CF	2	L7082-02	3/16/2004	I-131	1.43E-02	6.50E-03	1.90E-02
CF	2	L7128-02	3/24/2004	I-131	-1.07E-02	7.10E-03	3.00E-02
CF	2	L7156-02	3/31/2004	I-131	-1.26E-02	6.90E-03	3.20E-02
CF	2	L7195-02	4/7/2004	I-131	-1.13E-02	5.80E-03	2.40E-02
CF	2	L7235-02	4/14/2004	I-131	8.90E-03	4.40E-03	1.30E-02
CF	2	L7267-02	4/21/2004	I-131	-1.63E-02	8.70E-03	3.80E-02
CF	2	L7324-02	4/29/2004	I-131	-2.50E-03	5.10E-03	2.10E-02
CF	2	L7372-02	5/5/2004	I-131	1.60E-03	8.40E-03	3.20E-02
CF	2	L7441-02	5/19/2004	I-131	-2.00E-03	4.40E-03	1.80E-02
CF	2	L7509-02	6/2/2004	I-131	-4.10E-03	6.80E-03	2.70E-02
CF	2	L7569-02	6/16/2004	I-131	2.50E-03	5.90E-03	2.10E-02
CF	2	L7668-02	6/30/2004	I-131	-1.10E-03	5.80E-03	2.40E-02
CF	2	L7674-02	7/7/2004	I-131	-5.10E-03	5.90E-03	2.50E-02
CF	2	L7797-02	7/21/2004	I-131	-3.50E-03	5.80E-03	2.40E-02
CF	2	L7861-02	8/4/2004	I-131	-2.50E-03	4.10E-03	1.70E-02
CF	2	L7933-02	8/18/2004	I-131	-2.10E-03	7.70E-03	3.00E-02
CF	2	L8006-02	9/1/2004	I-131	-3.50E-03	4.80E-03	2.00E-02
CF	2	L8103-02	9/15/2004	I-131	-2.00E-04	8.90E-03	3.40E-02
CF	2	L8156-02	9/29/2004	I-131	-7.50E-03	5.00E-03	2.20E-02

*** Radioactivity detected in sample (i.e., concentration > 3 X standard deviation)**
+ Minimum Detectable Concentration > Lower Limit of Detection Requirement

Seabrook Station Radiological Environmental Monitoring Program Data - 2004

Sample Type	Station	LSN	End Date	Nuclide	Conc (pCi/m3)	Std.Dev. (pCi/m3)	MDC (pCi/m3)
CF	2	L8236-02	10/13/2004	I-131	-2.70E-03	6.70E-03	2.70E-02
CF	2	L8367-02	10/27/2004	I-131	2.60E-03	7.00E-03	2.60E-02
CF	2	L8422-02	11/10/2004	I-131	-4.00E-04	4.50E-03	1.80E-02
CF	2	L8496-02	11/24/2004	I-131	-3.10E-03	6.20E-03	2.50E-02
CF	2	L8567-02	12/8/2004	I-131	-1.48E-02	8.30E-03	3.60E-02
CF	2	L8613-02	12/22/2004	I-131	1.70E-03	8.70E-03	3.30E-02
CF	2	L8676-02	1/4/2005	I-131	4.60E-03	8.70E-03	3.20E-02
CF	3	L6783-03	1/7/2004	I-131	-6.50E-03	8.10E-03	3.00E-02
CF	3	L6808-03	1/14/2004	I-131	-1.46E-02	8.50E-03	3.70E-02
CF	3	L6839-03	1/21/2004	I-131	2.10E-02	1.10E-02	3.70E-02
CF	3	L6885-03	1/28/2004	I-131	1.40E-02	9.20E-03	3.00E-02
CF	3	L6904-03	2/4/2004	I-131	-2.40E-03	9.00E-03	3.50E-02
CF	3	L6935-03	2/11/2004	I-131	1.06E-02	7.30E-03	2.40E-02
CF	3	L6955-03	2/18/2004	I-131	1.70E-03	6.20E-03	2.40E-02
CF	3	L6999-03	2/23/2004	I-131	-3.00E-02	1.30E-02	6.30E-02
CF	3	L7017-03	3/3/2004	I-131	1.60E-03	8.60E-03	3.20E-02
CF	3	L7061-03	3/10/2004	I-131	-8.20E-03	6.10E-03	2.60E-02
CF	3	L7082-03	3/16/2004	I-131	-6.40E-03	5.90E-03	2.50E-02
CF	3	L7128-03	3/24/2004	I-131	-6.70E-03	7.50E-03	3.00E-02
CF	3	L7156-03	3/31/2004	I-131	-5.00E-04	9.10E-03	3.50E-02
CF	3	L7195-03	4/7/2004	I-131	0.00E+00	5.10E-03	1.90E-02
CF	3	L7235-03	4/14/2004	I-131	-2.40E-03	5.60E-03	2.20E-02
CF	3	L7267-03	4/21/2004	I-131	4.30E-03	8.20E-03	3.00E-02
CF	3	L7324-03	4/29/2004	I-131	6.10E-03	6.80E-03	2.40E-02
CF	3	L7372-03	5/5/2004	I-131	3.50E-03	9.50E-03	3.50E-02
CF	3	L7441-03	5/19/2004	I-131	1.40E-03	4.40E-03	1.70E-02
CF	3	L7509-03	6/2/2004	I-131	2.60E-03	5.00E-03	1.80E-02
CF	3	L7569-03	6/16/2004	I-131	1.00E-03	4.80E-03	1.80E-02
CF	3	L7668-03	6/30/2004	I-131	2.00E-03	6.10E-03	2.30E-02
CF	3	L7674-03	7/7/2004	I-131	6.80E-03	9.30E-03	3.30E-02
CF	3	L7797-03	7/21/2004	I-131	-2.00E-04	6.20E-03	2.40E-02
CF	3	L7861-03	8/4/2004	I-131	-1.80E-03	4.40E-03	1.70E-02
CF	3	L7933-03	8/18/2004	I-131	6.30E-03	5.50E-03	1.90E-02
CF	3	L8006-03	9/1/2004	I-131	0.00E+00	4.40E-03	1.70E-02
CF	3	L8103-03	9/15/2004	I-131	2.80E-03	8.00E-03	3.00E-02
CF	3	L8156-03	9/29/2004	I-131	9.90E-03	5.00E-03	1.60E-02
CF	3	L8236-03	10/13/2004	I-131	1.19E-02	5.40E-03	1.60E-02
CF	3	L8367-03	10/27/2004	I-131	-1.01E-02	5.90E-03	2.60E-02
CF	3	L8422-03	11/10/2004	I-131	5.60E-03	3.40E-03	1.10E-02
CF	3	L8496-03	11/24/2004	I-131	-8.10E-03	5.40E-03	2.40E-02
CF	3	L8567-03	12/8/2004	I-131	1.40E-03	5.30E-03	2.10E-02
CF	3	L8613-03	12/22/2004	I-131	4.00E-03	7.30E-03	2.60E-02
CF	3	L8676-03	1/4/2005	I-131	9.70E-03	9.30E-03	3.20E-02
CF	4	L6783-04	1/7/2004	I-131	8.60E-03	8.30E-03	2.80E-02
CF	4	L6808-04	1/14/2004	I-131	3.20E-03	9.20E-03	3.40E-02
CF	4	L6839-04	1/21/2004	I-131	1.20E-03	7.30E-03	2.70E-02
CF	4	L6885-04	1/28/2004	I-131	5.20E-03	9.80E-03	3.60E-02
CF	4	L6904-04	2/4/2004	I-131	9.10E-03	8.00E-03	2.80E-02
CF	4	L6935-04	2/11/2004	I-131	-2.80E-03	6.70E-03	2.70E-02
CF	4	L6955-04	2/18/2004	I-131	-7.30E-03	8.60E-03	3.60E-02
CF	4	L6999-04	2/25/2004	I-131	-7.00E-03	1.10E-02	4.30E-02

*** Radioactivity detected in sample (i.e., concentration > 3 X standard deviation)**
+ Minimum Detectable Concentration > Lower Limit of Detection Requirement

Seabrook Station Radiological Environmental Monitoring Program Data - 2004

Sample Type	Station	LSN	End Date	Nuclide	Conc (pCi/m3)	Std.Dev. (pCi/m3)	MDC (pCi/m3)
CF	4	L7017-04	3/3/2004	I-131	-2.10E-03	7.90E-03	3.10E-02
CF	4	L7061-04	3/10/2004	I-131	8.20E-03	6.10E-03	2.00E-02
CF	4	L7082-04	3/16/2004	I-131	1.04E-02	6.60E-03	2.20E-02
CF	4	L7128-04	3/24/2004	I-131	1.30E-03	6.40E-03	2.40E-02
CF	4	L7156-04	3/31/2004	I-131	-9.70E-03	6.60E-03	3.00E-02
CF	4	L7195-04	4/7/2004	I-131	7.50E-03	5.10E-03	1.70E-02
CF	4	L7235-04	4/14/2004	I-131	0.00E+00	5.50E-03	2.10E-02
CF	4	L7267-04	4/21/2004	I-131	1.88E-02	9.80E-03	3.10E-02
CF	4	L7324-04	4/29/2004	I-131	-4.40E-03	5.90E-03	2.40E-02
CF	4	L7372-04	5/5/2004	I-131	3.30E-03	8.00E-03	3.00E-02
CF	4	L7441-04	5/19/2004	I-131	2.50E-03	4.70E-03	1.70E-02
CF	4	L7509-04	6/2/2004	I-131	-7.00E-03	5.30E-03	2.30E-02
CF	4	L7569-04	6/16/2004	I-131	4.00E-03	4.30E-03	1.50E-02
CF	4	L7668-04	6/30/2004	I-131	3.60E-03	6.70E-03	2.50E-02
CF	4	L7674-04	7/7/2004	I-131	-1.40E-03	7.60E-03	3.10E-02
CF	4	L7797-04	7/21/2004	I-131	5.80E-03	6.30E-03	2.20E-02
CF	4	L7861-04	8/4/2004	I-131	5.40E-03	5.00E-03	1.70E-02
CF	4	L7933-04	8/18/2004	I-131	1.60E-03	7.20E-03	2.70E-02
CF	4	L8006-04	9/1/2004	I-131	4.50E-03	6.50E-03	2.30E-02
CF	4	L8103-04	9/15/2004	I-131	4.00E-03	7.60E-03	2.80E-02
CF	4	L8156-04	9/29/2004	I-131	-2.80E-03	5.20E-03	2.10E-02
CF	4	L8236-04	10/13/2004	I-131	2.00E-04	6.80E-03	2.60E-02
CF	4	L8367-04	10/27/2004	I-131	5.80E-03	6.30E-03	2.20E-02
CF	4	L8422-04	11/10/2004	I-131	-4.90E-03	3.60E-03	1.60E-02
CF	4	L8496-04	11/24/2004	I-131	2.50E-03	4.90E-03	1.90E-02
CF	4	L8567-04	12/8/2004	I-131	-1.90E-03	7.20E-03	2.80E-02
CF	4	L8613-04	12/22/2004	I-131	-4.20E-03	7.90E-03	3.10E-02
CF	4	L8676-04	1/4/2005	I-131	9.60E-03	8.70E-03	3.00E-02
CF	5	L6783-05	1/7/2004	I-131	9.00E-04	9.10E-03	3.30E-02
CF	5	L6808-05	1/14/2004	I-131	2.20E-03	8.40E-03	3.00E-02
CF	5	L6839-05	1/21/2004	I-131	6.90E-03	9.20E-03	3.20E-02
CF	5	L6885-05	1/28/2004	I-131	4.50E-03	8.70E-03	3.30E-02
CF	5	L6904-05	2/4/2004	I-131	1.81E-02	9.30E-03	2.90E-02
CF	5	L6935-05	2/11/2004	I-131	1.50E-03	6.00E-03	2.30E-02
CF	5	L6955-05	2/18/2004	I-131	-7.50E-03	7.50E-03	3.30E-02
CF	5	L6999-05	2/25/2004	I-131	1.90E-02	1.20E-02	3.80E-02
CF	5	L7061-05	3/10/2004	I-131	-1.10E-03	4.60E-03	1.80E-02
CF	5	L7128-05	3/24/2004	I-131	-9.70E-03	5.60E-03	2.40E-02
CF	5	L7195-05	4/7/2004	I-131	4.10E-03	3.90E-03	1.30E-02
CF	5	L7267-05	4/21/2004	I-131	-5.70E-03	5.30E-03	2.30E-02
CF	5	L7372-05	5/5/2004	I-131	6.30E-03	5.80E-03	2.00E-02
CF	5	L7441-05	5/19/2004	I-131	-5.40E-03	6.30E-03	2.50E-02
CF	5	L7509-05	6/2/2004	I-131	-5.90E-03	5.40E-03	2.30E-02
CF	5	L7569-05	6/16/2004	I-131	-1.00E-03	4.40E-03	1.70E-02
CF	5	L7668-05	6/30/2004	I-131	9.10E-03	7.20E-03	2.50E-02
CF	5	L7674-05	7/7/2004	I-131	6.80E-03	6.70E-03	2.40E-02
CF	5	L7797-05	7/21/2004	I-131	1.90E-03	6.20E-03	2.30E-02
CF	5	L7861-05	8/4/2004	I-131	-7.60E-03	3.50E-03	1.70E-02
CF	5	L7933-05	8/18/2004	I-131	-3.00E-03	5.60E-03	2.30E-02
CF	5	L8006-05	9/1/2004	I-131	7.70E-03	5.70E-03	1.90E-02
CF	5	L8103-05	9/15/2004	I-131	-1.68E-02	8.70E-03	3.80E-02

*** Radioactivity detected in sample (i.e., concentration > 3 X standard deviation)**
+ Minimum Detectable Concentration > Lower Limit of Detection Requirement

Seabrook Station Radiological Environmental Monitoring Program Data - 2004

Sample Type	Station	LSN	End Date	Nuclide	Conc (pCi/m3)	Std.Dev. (pCi/m3)	MDC (pCi/m3)
CF	5	L8156-05	9/29/2004	I-131	-2.00E-03	5.00E-03	2.00E-02
CF	5	L8236-05	10/13/2004	I-131	-3.60E-03	6.30E-03	2.50E-02
CF	5	L8367-05	10/27/2004	I-131	-1.12E-02	5.50E-03	2.50E-02
CF	5	L8422-05	11/10/2004	I-131	2.10E-03	4.10E-03	1.50E-02
CF	5	L8496-05	11/24/2004	I-131	7.10E-03	6.50E-03	2.20E-02
CF	5	L8567-05	12/8/2004	I-131	6.80E-03	7.40E-03	2.60E-02
CF	5	L8613-05	12/22/2004	I-131	1.67E-02	7.30E-03	2.10E-02
CF	5	L8676-05	1/4/2005	I-131	-7.80E-03	7.70E-03	3.20E-02
CF	6	L6783-06	1/7/2004	I-131	0.00E+00	1.00E-02	3.70E-02
CF	6	L6808-06	1/14/2004	I-131	1.50E-02	1.10E-02	3.80E-02
CF	6	L6839-06	1/21/2004	I-131	8.40E-03	9.50E-03	3.30E-02
CF	6	L6885-06	1/28/2004	I-131	1.80E-02	1.00E-02	3.20E-02
CF	6	L6904-06	2/4/2004	I-131	-1.00E-02	9.50E-03	3.90E-02
CF	9	L6935-06	2/11/2004	I-131	1.70E-03	8.00E-03	3.00E-02
CF	9	L6955-06	2/18/2004	I-131	-1.31E-02	8.60E-03	3.80E-02
CF	9	L6999-06	2/25/2004	I-131	-6.00E-03	1.10E-02	4.50E-02
CF	9	L7017-06	3/3/2004	I-131	-1.50E-03	6.70E-03	2.70E-02
CF	9	L7061-06	3/10/2004	I-131	2.00E-03	1.20E-02	4.40E-02
CF	9	L7082-06	3/16/2004	I-131	4.00E-03	6.40E-03	2.30E-02
CF	9	L7128-06	3/24/2004	I-131	-1.40E-03	5.70E-03	2.30E-02
CF	9	L7156-06	3/31/2004	I-131	7.70E-03	8.40E-03	2.90E-02
CF	9	L7195-06	4/7/2004	I-131	-1.90E-03	5.20E-03	2.00E-02
CF	9	L7235-06	4/14/2004	I-131	-2.30E-03	5.00E-03	2.00E-02
CF	9	L7267-06	4/21/2004	I-131	-1.83E-02	9.50E-03	4.10E-02
CF	9	L7324-06	4/29/2004	I-131	-4.70E-03	4.30E-03	1.80E-02
CF	9	L7372-06	5/5/2004	I-131	1.70E-03	7.30E-03	2.80E-02
CF	7	L6783-07	1/7/2004	I-131	-3.00E-03	9.00E-03	3.30E-02
CF	7	L6808-07	1/14/2004	I-131	-2.00E-03	1.10E-02	4.40E-02
CF	7	L6839-07	1/21/2004	I-131	1.00E-02	1.10E-02	3.80E-02
CF	7	L6885-07	1/28/2004	I-131	7.00E-03	1.20E-02	4.50E-02
CF	7	L6904-07	2/4/2004	I-131	-3.00E-03	1.10E-02	4.40E-02
CF	7	L6935-07	2/11/2004	I-131	1.00E-03	1.10E-02	4.20E-02
CF	7	L6955-07	2/18/2004	I-131	0.00E+00	6.90E-03	2.70E-02
CF	7	L6999-07	2/25/2004	I-131	1.00E-03	1.10E-02	4.20E-02
CF	7	L7017-07	3/3/2004	I-131	1.60E-03	7.10E-03	2.70E-02
CF	7	L7061-07	3/10/2004	I-131	-4.80E-03	8.30E-03	3.30E-02
CF	7	L7128-07	3/24/2004	I-131	7.60E-03	5.60E-03	1.90E-02
CF	7	L7195-07	4/7/2004	I-131	0.00E+00	4.80E-03	1.90E-02
CF	7	L7267-07	4/21/2004	I-131	-7.40E-03	7.00E-03	2.90E-02
CF	7	L7372-07	5/5/2004	I-131	-8.60E-03	4.60E-03	2.10E-02
CF	7	L7441-07	5/19/2004	I-131	-1.78E-02	5.00E-03	2.50E-02
CF	7	L7509-07	6/2/2004	I-131	1.30E-03	4.80E-03	1.90E-02
CF	7	L7569-06	6/16/2004	I-131	3.90E-03	5.30E-03	1.90E-02
CF	7	L7668-06	6/30/2004	I-131	3.00E-03	8.00E-03	2.90E-02
CF	7	L7674-06	7/7/2004	I-131	-3.20E-03	8.00E-03	3.30E-02
CF	7	L7797-06	7/21/2004	I-131	-1.27E-02	6.40E-03	3.00E-02
CF	7	L7861-06	8/4/2004	I-131	-3.70E-03	5.10E-03	2.10E-02
CF	7	L7933-06	8/18/2004	I-131	5.00E-03	6.80E-03	2.40E-02
CF	7	L8006-06	9/1/2004	I-131	3.60E-03	6.90E-03	2.50E-02
CF	7	L8103-06	9/15/2004	I-131	6.60E-03	9.10E-03	3.30E-02
CF	7	L8156-06	9/29/2004	I-131	-3.90E-03	4.40E-03	1.90E-02

*** Radioactivity detected in sample (i.e., concentration > 3 X standard deviation)**
+ Minimum Detectable Concentration > Lower Limit of Detection Requirement

Seabrook Station Radiological Environmental Monitoring Program Data - 2004

Sample Type	Station	LSN	End Date	Nuclide	Conc (pCi/m3)	Std.Dev. (pCi/m3)	MDC (pCi/m3)
CF	7	L8236-06	10/13/2004	I-131	4.40E-03	6.00E-03	2.20E-02
CF	7	L8367-06	10/27/2004	I-131	2.20E-03	6.60E-03	2.50E-02
CF	7	L8422-06	11/10/2004	I-131	4.30E-03	4.70E-03	1.60E-02
CF	7	L8496-06	11/24/2004	I-131	-7.00E-04	6.00E-03	2.40E-02
CF	7	L8567-06	12/8/2004	I-131	4.90E-03	6.60E-03	2.40E-02
CF	7	L8613-06	12/22/2004	I-131	-8.80E-03	7.00E-03	3.10E-02
CF	7	L8676-06	1/4/2005	I-131	-7.00E-04	8.60E-03	3.40E-02
CF	8	L6783-08	1/7/2004	I-131	-4.00E-03	1.10E-02	3.90E-02
CF	8	L6808-08	1/14/2004	I-131	1.00E-02	1.20E-02	4.10E-02
CF	8	L6839-08	1/21/2004	I-131	7.70E-03	8.60E-03	3.00E-02
CF	8	L6885-08	1/28/2004	I-131	4.00E-03	1.40E-02	5.20E-02
CF	8	L6904-08	2/4/2004	I-131	-7.00E-03	1.30E-02	5.00E-02
CF	8	L6935-08	2/11/2004	I-131	5.20E-03	9.80E-03	3.60E-02
CF	8	L6955-08	2/18/2004	I-131	-2.90E-03	7.70E-03	3.00E-02
CF	8	L6999-08	2/25/2004	I-131	5.00E-03	1.00E-02	3.70E-02
CF	8	L7061-08	3/10/2004	I-131	-3.00E-03	6.60E-03	2.70E-02
CF	8	L7128-08	3/24/2004	I-131	1.18E-02	8.40E-03	2.80E-02
CF	8	L7195-08	4/7/2004	I-131	7.30E-03	6.70E-03	2.30E-02
CF	8	L7267-08	4/21/2004	I-131	-4.80E-03	6.10E-03	2.40E-02
CF	8	L7372-08	5/5/2004	I-131	5.60E-03	7.20E-03	2.50E-02
CF	8	L7441-08	5/19/2004	I-131	-1.40E-03	6.90E-03	2.70E-02
CF	8	L7509-08	6/2/2004	I-131	1.28E-02	6.70E-03	2.10E-02
CF	8	L7569-07	6/16/2004	I-131	1.00E-04	5.20E-03	2.00E-02
CF	8	L7668-07	6/30/2004	I-131	-9.90E-03	7.40E-03	3.10E-02
CF	8	L7674-07	7/7/2004	I-131	-6.10E-03	9.10E-03	3.70E-02
CF	8	L7797-07	7/21/2004	I-131	-3.20E-03	7.20E-03	2.90E-02
CF	8	L7861-07	8/4/2004	I-131	1.50E-03	4.60E-03	1.70E-02
CF	8	L7933-07	8/18/2004	I-131	-9.90E-03	5.80E-03	2.70E-02
CF	8	L8006-07	9/1/2004	I-131	1.55E-02	5.90E-03	1.70E-02
CF	8	L8103-07	9/15/2004	I-131	-3.20E-03	9.50E-03	3.70E-02
CF	8	L8156-07	9/29/2004	I-131	3.20E-03	5.80E-03	2.10E-02
CF	8	L8236-07	10/13/2004	I-131	-1.00E-03	5.40E-03	2.20E-02
CF	8	L8367-07	10/27/2004	I-131	2.08E-02	7.50E-03	2.10E-02
CF	8	L8422-07	11/10/2004	I-131	5.30E-03	4.80E-03	1.70E-02
CF	8	L8496-07	11/24/2004	I-131	1.90E-03	6.10E-03	2.30E-02
CF	8	L8567-07	12/8/2004	I-131	8.90E-03	8.00E-03	2.80E-02
CF	8	L8613-07	12/22/2004	I-131	-4.80E-03	8.30E-03	3.30E-02
CF	8	L8676-07	1/4/2005	I-131	-1.60E-02	8.30E-03	3.80E-02
CF	9	L7441-06	5/19/2004	I-131	5.00E-04	5.60E-03	2.10E-02
CF	9	L7509-09	6/2/2004	I-131	-1.00E-04	5.30E-03	2.10E-02
CF	9	L7569-08	6/16/2004	I-131	8.00E-03	4.60E-03	1.50E-02
CF	9	L7668-08	6/30/2004	I-131	-8.00E-04	5.10E-03	2.00E-02
CF	9	L7674-08	7/7/2004	I-131	-5.20E-03	7.60E-03	3.10E-02
CF	9	L7797-08	7/21/2004	I-131	-9.90E-03	5.60E-03	2.50E-02
CF	9	L7861-08	8/4/2004	I-131	2.80E-03	3.80E-03	1.40E-02
CF	9	L7933-08	8/18/2004	I-131	-7.00E-04	4.80E-03	1.90E-02
CF	9	L8006-08	9/1/2004	I-131	0.00E+00	4.60E-03	1.80E-02
CF	9	L8103-08	9/15/2004	I-131	-1.90E-03	6.90E-03	2.70E-02
CF	9	L8156-08	9/29/2004	I-131	8.40E-03	3.50E-03	9.80E-03
CF	9	L8236-08	10/13/2004	I-131	1.60E-03	5.00E-03	1.90E-02
CF	9	L8367-08	10/27/2004	I-131	1.30E-03	6.00E-03	2.20E-02

*** Radioactivity detected in sample (i.e., concentration > 3 X standard deviation)**
+ Minimum Detectable Concentration > Lower Limit of Detection Requirement

Seabrook Station Radiological Environmental Monitoring Program Data - 2004

Sample Type	Station	LSN	End Date	Nuclide	Conc (pCi/m3)	Std.Dev. (pCi/m3)	MDC (pCi/m3)
CF	9	L8422-08	11/10/2004	I-131	-3.50E-03	3.10E-03	1.40E-02
CF	9	L8496-08	11/24/2004	I-131	5.10E-03	5.50E-03	1.90E-02
CF	9	L8567-08	12/8/2004	I-131	6.80E-03	5.60E-03	1.90E-02
CF	9	L8613-08	12/22/2004	I-131	3.70E-03	7.00E-03	2.60E-02
CF	9	L8676-08	1/4/2005	I-131	-6.20E-03	7.30E-03	3.00E-02

*** Radioactivity detected in sample (i.e., concentration > 3 X standard deviation)**
+ Minimum Detectable Concentration > Lower Limit of Detection Requirement

Seabrook Station Radiological Environmental Monitoring Program Data - 2004

Sample Type	Station	LSN	End Date	Nuclide	Conc (pCi/kg)	Std.Dev. (pCi/kg)	MDC (pCi/kg)	
FH	3	L7492-01	5/27/2004	AcTh-228	2.00E+01	3.90E+01	1.40E+02	
FH	3	L7492-01	5/27/2004	Ag-108m	-4.60E+00	7.00E+00	2.70E+01	
FH	3	L7492-01	5/27/2004	Ag-110m	8.00E+00	1.40E+01	5.10E+01	
FH	3	L7492-01	5/27/2004	Ba-140	0.00E+00	2.60E+01	1.00E+02	
FH	3	L7492-01	5/27/2004	Be-7	-4.10E+01	8.20E+01	3.20E+02	
FH	3	L7492-01	5/27/2004	Ce-141	-2.60E+01	1.50E+01	5.80E+01	
FH	3	L7492-01	5/27/2004	Ce-144	4.60E+01	4.50E+01	1.50E+02	
FH	3	L7492-01	5/27/2004	Co-57	-1.40E+00	5.30E+00	1.90E+01	
FH	3	L7492-01	5/27/2004	Co-58	2.00E+00	7.70E+00	3.00E+01	
FH	3	L7492-01	5/27/2004	Co-60	2.40E+01	1.10E+01	3.30E+01	
FH	3	L7492-01	5/27/2004	Cr-51	-1.30E+02	1.10E+02	4.20E+02	
FH	3	L7492-01	5/27/2004	Cs-134	2.00E+00	1.00E+01	3.90E+01	
FH	3	L7492-01	5/27/2004	Cs-137	1.40E+00	9.80E+00	3.60E+01	
FH	3	L7492-01	5/27/2004	Fe-59	6.00E+00	3.80E+01	1.40E+02	
FH	3	L7492-01	5/27/2004	I-131	-2.80E+01	4.30E+01	1.60E+02	
FH	3	L7492-01	5/27/2004	K-40	3.25E+03	3.20E+02	5.20E+02	*
FH	3	L7492-01	5/27/2004	La-140	0.00E+00	2.90E+01	1.20E+02	
FH	3	L7492-01	5/27/2004	Mn-54	-1.10E+01	1.00E+01	4.10E+01	
FH	3	L7492-01	5/27/2004	Nb-95	-2.00E+00	1.20E+01	4.70E+01	
FH	3	L7492-01	5/27/2004	Ru-103	-2.30E+01	1.20E+01	4.90E+01	
FH	3	L7492-01	5/27/2004	Ru-106	-1.18E+02	9.10E+01	3.70E+02	
FH	3	L7492-01	5/27/2004	Sb-124	-2.30E+01	2.30E+01	1.10E+02	
FH	3	L7492-01	5/27/2004	Sb-125	4.20E+01	2.30E+01	7.20E+01	
FH	3	L7492-01	5/27/2004	Se-75	-4.00E+00	1.30E+01	4.70E+01	
FH	3	L7492-01	5/27/2004	Zn-65	-4.50E+01	2.60E+01	1.10E+02	
FH	3	L7492-01	5/27/2004	Zr-95	-8.00E+00	2.10E+01	8.00E+01	
FH	3	L7967-01	8/24/2004	AcTh-228	-2.40E+01	3.60E+01	1.50E+02	
FH	3	L7967-01	8/24/2004	Ag-108m	1.30E+00	6.90E+00	2.60E+01	
FH	3	L7967-01	8/24/2004	Ag-110m	-3.00E+00	1.00E+01	4.30E+01	
FH	3	L7967-01	8/24/2004	Ba-140	2.20E+01	2.40E+01	8.70E+01	
FH	3	L7967-01	8/24/2004	Be-7	-1.73E+02	9.60E+01	3.90E+02	
FH	3	L7967-01	8/24/2004	Ce-141	-1.00E+00	1.40E+01	4.90E+01	
FH	3	L7967-01	8/24/2004	Ce-144	-2.20E+01	3.50E+01	1.30E+02	
FH	3	L7967-01	8/24/2004	Co-57	-1.70E+00	4.60E+00	1.70E+01	
FH	3	L7967-01	8/24/2004	Co-58	1.20E+01	1.00E+01	3.60E+01	
FH	3	L7967-01	8/24/2004	Co-60	8.00E+00	1.30E+01	4.70E+01	
FH	3	L7967-01	8/24/2004	Cr-51	6.00E+00	8.30E+01	3.00E+02	
FH	3	L7967-01	8/24/2004	Cs-134	-4.00E+00	1.10E+01	4.30E+01	
FH	3	L7967-01	8/24/2004	Cs-137	-9.80E+00	8.60E+00	3.70E+01	
FH	3	L7967-01	8/24/2004	Fe-59	1.10E+01	3.50E+01	1.30E+02	
FH	3	L7967-01	8/24/2004	I-131	-1.80E+01	2.20E+01	9.00E+01	
FH	3	L7967-01	8/24/2004	K-40	2.66E+03	3.20E+02	5.00E+02	*
FH	3	L7967-01	8/24/2004	La-140	2.50E+01	2.80E+01	1.00E+02	
FH	3	L7967-01	8/24/2004	Mn-54	1.40E+00	9.70E+00	3.70E+01	
FH	3	L7967-01	8/24/2004	Nb-95	-9.00E+00	1.50E+01	6.00E+01	
FH	3	L7967-01	8/24/2004	Ru-103	-1.30E+01	1.00E+01	4.20E+01	
FH	3	L7967-01	8/24/2004	Ru-106	3.30E+01	7.80E+01	2.90E+02	
FH	3	L7967-01	8/24/2004	Sb-124	1.90E+01	1.30E+01	2.50E+01	
FH	3	L7967-01	8/24/2004	Sb-125	-4.00E+00	2.30E+01	8.70E+01	
FH	3	L7967-01	8/24/2004	Se-75	-1.88E+01	8.90E+00	3.70E+01	
FH	3	L7967-01	8/24/2004	Zn-65	-4.40E+01	3.20E+01	1.30E+02	

*** Radioactivity detected in sample (i.e., concentration > 3 X standard deviation)**
+ Minimum Detectable Concentration > Lower Limit of Detection Requirement

Seabrook Station Radiological Environmental Monitoring Program Data - 2004

Sample Type	Station	LSN	End Date	Nuclide	Conc (pCi/kg)	Std.Dev. (pCi/kg)	MDC (pCi/kg)	
FH	3	L7967-01	8/24/2004	Zr-95	1.30E+01	2.10E+01	7.70E+01	
FH	3	L8489-01	11/22/2004	AcTh-228	5.10E+01	3.90E+01	1.30E+02	
FH	3	L8489-01	11/22/2004	Ag-108m	-3.20E+00	9.00E+00	3.50E+01	
FH	3	L8489-01	11/22/2004	Ag-110m	0.00E+00	1.60E+01	6.20E+01	
FH	3	L8489-01	11/22/2004	Ba-140	1.30E+01	4.20E+01	1.70E+02	
FH	3	L8489-01	11/22/2004	Be-7	1.40E+02	1.10E+02	3.80E+02	
FH	3	L8489-01	11/22/2004	Ce-141	-1.40E+01	1.80E+01	6.80E+01	
FH	3	L8489-01	11/22/2004	Ce-144	1.10E+02	5.20E+01	1.70E+02	
FH	3	L8489-01	11/22/2004	Co-57	1.40E+00	7.40E+00	2.60E+01	
FH	3	L8489-01	11/22/2004	Co-58	2.00E+00	1.40E+01	5.30E+01	
FH	3	L8489-01	11/22/2004	Co-60	-1.50E+01	1.30E+01	5.90E+01	
FH	3	L8489-01	11/22/2004	Cr-51	-1.10E+02	1.40E+02	5.30E+02	
FH	3	L8489-01	11/22/2004	Cs-134	0.00E+00	1.10E+01	4.50E+01	
FH	3	L8489-01	11/22/2004	Cs-137	2.00E+00	1.10E+01	4.30E+01	
FH	3	L8489-01	11/22/2004	Fe-59	-6.30E+01	5.20E+01	2.30E+02	
FH	3	L8489-01	11/22/2004	I-131	9.00E+00	5.80E+01	2.10E+02	
FH	3	L8489-01	11/22/2004	K-40	2.82E+03	3.80E+02	7.00E+02	*
FH	3	L8489-01	11/22/2004	La-140	1.50E+01	4.90E+01	1.90E+02	
FH	3	L8489-01	11/22/2004	Mn-54	3.00E+00	1.10E+01	4.10E+01	
FH	3	L8489-01	11/22/2004	Nb-95	-2.90E+01	1.50E+01	6.80E+01	
FH	3	L8489-01	11/22/2004	Ru-103	5.00E+00	1.40E+01	5.10E+01	
FH	3	L8489-01	11/22/2004	Ru-106	-2.00E+01	1.20E+02	4.50E+02	
FH	3	L8489-01	11/22/2004	Sb-124	-3.70E+01	3.70E+01	1.70E+02	
FH	3	L8489-01	11/22/2004	Sb-125	-3.90E+01	3.00E+01	1.20E+02	
FH	3	L8489-01	11/22/2004	Se-75	-1.00E+00	1.30E+01	4.70E+01	
FH	3	L8489-01	11/22/2004	Zn-65	-4.10E+01	3.60E+01	1.50E+02	
FH	3	L8489-01	11/22/2004	Zr-95	2.80E+01	2.50E+01	8.50E+01	
FH	53	L7492-02	5/27/2004	AcTh-228	4.00E+01	3.50E+01	1.20E+02	
FH	53	L7492-02	5/27/2004	Ag-108m	2.50E+00	6.80E+00	2.50E+01	
FH	53	L7492-02	5/27/2004	Ag-110m	7.00E+00	1.30E+01	4.70E+01	
FH	53	L7492-02	5/27/2004	Ba-140	1.80E+01	2.60E+01	9.90E+01	
FH	53	L7492-02	5/27/2004	Be-7	3.00E+01	8.50E+01	3.10E+02	
FH	53	L7492-02	5/27/2004	Ce-141	-1.50E+01	1.30E+01	5.10E+01	
FH	53	L7492-02	5/27/2004	Ce-144	5.00E+00	3.60E+01	1.30E+02	
FH	53	L7492-02	5/27/2004	Co-57	4.90E+00	4.30E+00	1.50E+01	
FH	53	L7492-02	5/27/2004	Co-58	-2.40E+00	8.90E+00	3.70E+01	
FH	53	L7492-02	5/27/2004	Co-60	4.00E+00	1.10E+01	4.30E+01	
FH	53	L7492-02	5/27/2004	Cr-51	-9.00E+01	1.20E+02	4.40E+02	
FH	53	L7492-02	5/27/2004	Cs-134	2.10E+01	1.10E+01	3.30E+01	
FH	53	L7492-02	5/27/2004	Cs-137	6.00E+00	1.20E+01	4.40E+01	
FH	53	L7492-02	5/27/2004	Fe-59	-4.00E+01	4.30E+01	1.80E+02	
FH	53	L7492-02	5/27/2004	I-131	2.30E+01	3.30E+01	1.20E+02	
FH	53	L7492-02	5/27/2004	K-40	3.22E+03	3.50E+02	5.70E+02	*
FH	53	L7492-02	5/27/2004	La-140	2.10E+01	3.00E+01	1.10E+02	
FH	53	L7492-02	5/27/2004	Mn-54	5.90E+00	9.50E+00	3.50E+01	
FH	53	L7492-02	5/27/2004	Nb-95	1.00E+00	1.40E+01	5.20E+01	
FH	53	L7492-02	5/27/2004	Ru-103	-1.70E+01	1.10E+01	4.60E+01	
FH	53	L7492-02	5/27/2004	Ru-106	-1.79E+02	8.50E+01	3.70E+02	
FH	53	L7492-02	5/27/2004	Sb-124	0.00E+00	1.40E+01	7.10E+01	
FH	53	L7492-02	5/27/2004	Sb-125	3.40E+01	2.00E+01	6.40E+01	
FH	53	L7492-02	5/27/2004	Se-75	-8.90E+00	9.00E+00	3.60E+01	

*** Radioactivity detected in sample (i.e., concentration > 3 X standard deviation)**
+ Minimum Detectable Concentration > Lower Limit of Detection Requirement

Seabrook Station Radiological Environmental Monitoring Program Data - 2004

Sample Type	Station	LSN	End Date	Nuclide	Conc (pCi/kg)	Std.Dev. (pCi/kg)	MDC (pCi/kg)	
FH	53	L7492-02	5/27/2004	Zn-65	-3.80E+01	2.50E+01	1.10E+02	
FH	53	L7492-02	5/27/2004	Zr-95	1.50E+01	2.00E+01	7.10E+01	
FH	53	L7967-02	8/24/2004	AcTh-228	6.40E+01	4.30E+01	1.40E+02	
FH	53	L7967-02	8/24/2004	Ag-108m	0.00E+00	8.90E+00	3.30E+01	
FH	53	L7967-02	8/24/2004	Ag-110m	-1.70E+01	1.80E+01	7.40E+01	
FH	53	L7967-02	8/24/2004	Ba-140	-3.10E+01	2.70E+01	1.20E+02	
FH	53	L7967-02	8/24/2004	Be-7	1.30E+02	1.10E+02	3.80E+02	
FH	53	L7967-02	8/24/2004	Ce-141	8.00E+00	1.90E+01	6.50E+01	
FH	53	L7967-02	8/24/2004	Ce-144	-5.30E+01	5.90E+01	2.20E+02	
FH	53	L7967-02	8/24/2004	Co-57	-4.30E+00	7.20E+00	2.60E+01	
FH	53	L7967-02	8/24/2004	Co-58	-6.00E+00	1.00E+01	4.40E+01	
FH	53	L7967-02	8/24/2004	Co-60	-6.00E+00	1.80E+01	6.80E+01	
FH	53	L7967-02	8/24/2004	Cr-51	-1.10E+02	1.20E+02	4.70E+02	
FH	53	L7967-02	8/24/2004	Cs-134	-1.30E+01	1.40E+01	5.70E+01	
FH	53	L7967-02	8/24/2004	Cs-137	-1.00E+01	1.20E+01	4.90E+01	
FH	53	L7967-02	8/24/2004	Fe-59	4.30E+01	3.60E+01	1.20E+02	
FH	53	L7967-02	8/24/2004	I-131	-2.70E+01	3.20E+01	1.20E+02	
FH	53	L7967-02	8/24/2004	K-40	2.58E+03	3.50E+02	7.00E+02	*
FH	53	L7967-02	8/24/2004	La-140	-3.60E+01	3.10E+01	1.40E+02	
FH	53	L7967-02	8/24/2004	Mn-54	3.00E+00	1.10E+01	4.00E+01	
FH	53	L7967-02	8/24/2004	Nb-95	0.00E+00	2.50E+01	9.00E+01	
FH	53	L7967-02	8/24/2004	Ru-103	0.00E+00	1.30E+01	4.70E+01	
FH	53	L7967-02	8/24/2004	Ru-106	9.00E+00	8.80E+01	3.30E+02	
FH	53	L7967-02	8/24/2004	Sb-124	3.00E+01	3.30E+01	1.20E+02	
FH	53	L7967-02	8/24/2004	Sb-125	-9.00E+00	2.90E+01	1.10E+02	
FH	53	L7967-02	8/24/2004	Se-75	4.00E+00	1.30E+01	4.50E+01	
FH	53	L7967-02	8/24/2004	Zn-65	5.70E+01	5.60E+01	1.90E+02	
FH	53	L7967-02	8/24/2004	Zr-95	-2.00E+00	2.00E+01	7.80E+01	
FH	53	L8489-02	11/22/2004	AcTh-228	-4.70E+01	5.10E+01	2.20E+02	
FH	53	L8489-02	11/22/2004	Ag-108m	-1.10E+01	1.20E+01	4.90E+01	
FH	53	L8489-02	11/22/2004	Ag-110m	2.70E+01	1.90E+01	6.40E+01	
FH	53	L8489-02	11/22/2004	Ba-140	0.00E+00	4.10E+01	1.80E+02	
FH	53	L8489-02	11/22/2004	Be-7	1.70E+02	1.10E+02	3.70E+02	
FH	53	L8489-02	11/22/2004	Ce-141	-1.80E+01	2.30E+01	8.90E+01	
FH	53	L8489-02	11/22/2004	Ce-144	-4.70E+01	6.60E+01	2.50E+02	
FH	53	L8489-02	11/22/2004	Co-57	-1.85E+01	8.30E+00	3.40E+01	
FH	53	L8489-02	11/22/2004	Co-58	3.00E+00	1.30E+01	5.10E+01	
FH	53	L8489-02	11/22/2004	Co-60	9.00E+00	1.30E+01	5.10E+01	
FH	53	L8489-02	11/22/2004	Cr-51	-1.70E+02	1.80E+02	7.20E+02	
FH	53	L8489-02	11/22/2004	Cs-134	3.00E+00	1.20E+01	4.90E+01	
FH	53	L8489-02	11/22/2004	Cs-137	-1.00E+01	1.10E+01	4.90E+01	
FH	53	L8489-02	11/22/2004	Fe-59	1.04E+02	6.40E+01	2.10E+02	
FH	53	L8489-02	11/22/2004	I-131	0.00E+00	6.40E+01	2.50E+02	
FH	53	L8489-02	11/22/2004	K-40	3.25E+03	4.30E+02	6.20E+02	*
FH	53	L8489-02	11/22/2004	La-140	0.00E+00	4.70E+01	2.10E+02	
FH	53	L8489-02	11/22/2004	Mn-54	-4.00E+00	1.40E+01	5.80E+01	
FH	53	L8489-02	11/22/2004	Nb-95	-2.00E+01	1.30E+01	6.90E+01	
FH	53	L8489-02	11/22/2004	Ru-103	-1.90E+01	1.80E+01	7.50E+01	
FH	53	L8489-02	11/22/2004	Ru-106	-8.00E+01	1.40E+02	5.60E+02	
FH	53	L8489-02	11/22/2004	Sb-124	4.80E+01	2.80E+01	4.30E+01	
FH	53	L8489-02	11/22/2004	Sb-125	7.00E+00	3.70E+01	1.40E+02	

*** Radioactivity detected in sample (i.e., concentration > 3 X standard deviation)**
+ Minimum Detectable Concentration > Lower Limit of Detection Requirement

Seabrook Station Radiological Environmental Monitoring Program Data - 2004

Sample Type	Station	LSN	End Date	Nuclide	Conc (pCi/kg)	Std.Dev. (pCi/kg)	MDC (pCi/kg)	
FH	53	L8489-02	11/22/2004	Se-75	-1.60E+01	1.80E+01	7.20E+01	
FH	53	L8489-02	11/22/2004	Zn-65	-3.70E+01	2.90E+01	1.40E+02	
FH	53	L8489-02	11/22/2004	Zr-95	-1.00E+01	1.90E+01	8.90E+01	
HA	4	L7528-01	6/7/2004	AcTh-228	4.80E+01	4.00E+01	1.40E+02	
HA	4	L7528-01	6/7/2004	Ag-108m	7.00E+00	1.00E+01	3.70E+01	
HA	4	L7528-01	6/7/2004	Ag-110m	3.00E+01	1.20E+01	2.90E+01	
HA	4	L7528-01	6/7/2004	Ba-140	8.00E+00	2.90E+01	1.10E+02	
HA	4	L7528-01	6/7/2004	Be-7	1.90E+01	8.90E+01	3.40E+02	
HA	4	L7528-01	6/7/2004	Ce-141	1.10E+01	1.50E+01	5.10E+01	
HA	4	L7528-01	6/7/2004	Ce-144	1.70E+01	4.60E+01	1.70E+02	
HA	4	L7528-01	6/7/2004	Co-57	-5.40E+00	5.30E+00	2.10E+01	
HA	4	L7528-01	6/7/2004	Co-58	-1.00E+01	1.20E+01	5.30E+01	
HA	4	L7528-01	6/7/2004	Co-60	-2.10E+01	1.60E+01	7.30E+01	
HA	4	L7528-01	6/7/2004	Cr-51	4.60E+01	9.60E+01	3.40E+02	
HA	4	L7528-01	6/7/2004	Cs-134	1.00E+01	1.40E+01	4.90E+01	
HA	4	L7528-01	6/7/2004	Cs-137	-5.00E+00	1.10E+01	4.50E+01	
HA	4	L7528-01	6/7/2004	Fe-59	1.50E+01	4.10E+01	1.60E+02	
HA	4	L7528-01	6/7/2004	I-131	-2.50E+01	2.10E+01	8.60E+01	
HA	4	L7528-01	6/7/2004	K-40	2.12E+03	3.60E+02	7.30E+02	*
HA	4	L7528-01	6/7/2004	La-140	9.00E+00	3.30E+01	1.30E+02	
HA	4	L7528-01	6/7/2004	Mn-54	-6.00E+00	1.00E+01	4.40E+01	
HA	4	L7528-01	6/7/2004	Nb-95	-1.70E+01	1.70E+01	7.10E+01	
HA	4	L7528-01	6/7/2004	Ru-103	8.00E+00	1.10E+01	3.80E+01	
HA	4	L7528-01	6/7/2004	Ru-106	-6.70E+01	9.20E+01	3.90E+02	
HA	4	L7528-01	6/7/2004	Sb-124	-2.40E+01	3.40E+01	1.60E+02	
HA	4	L7528-01	6/7/2004	Sb-125	-6.30E+01	3.30E+01	1.40E+02	
HA	4	L7528-01	6/7/2004	Se-75	-1.20E+01	1.20E+01	4.60E+01	
HA	4	L7528-01	6/7/2004	Zn-65	-4.40E+01	3.30E+01	1.40E+02	
HA	4	L7528-01	6/7/2004	Zr-95	4.40E+01	2.10E+01	6.10E+01	
HA	4	L8563-01	12/9/2004	AcTh-228	-6.10E+01	3.80E+01	1.70E+02	
HA	4	L8563-01	12/9/2004	Ag-108m	2.37E+01	8.90E+00	2.60E+01	
HA	4	L8563-01	12/9/2004	Ag-110m	-6.00E+00	1.50E+01	6.00E+01	
HA	4	L8563-01	12/9/2004	Ba-140	-7.00E+01	4.00E+01	2.50E+02	
HA	4	L8563-01	12/9/2004	Be-7	0.00E+00	1.10E+02	4.10E+02	
HA	4	L8563-01	12/9/2004	Ce-141	3.40E+01	2.30E+01	7.70E+01	
HA	4	L8563-01	12/9/2004	Ce-144	-5.00E+00	3.90E+01	1.40E+02	
HA	4	L8563-01	12/9/2004	Co-57	3.50E+00	4.80E+00	1.70E+01	
HA	4	L8563-01	12/9/2004	Co-58	7.00E+00	1.10E+01	4.00E+01	
HA	4	L8563-01	12/9/2004	Co-60	5.00E+00	1.20E+01	4.50E+01	
HA	4	L8563-01	12/9/2004	Cr-51	4.00E+01	1.20E+02	4.50E+02	
HA	4	L8563-01	12/9/2004	Cs-134	-1.50E+01	1.20E+01	5.20E+01	
HA	4	L8563-01	12/9/2004	Cs-137	-9.00E+00	1.00E+01	4.20E+01	
HA	4	L8563-01	12/9/2004	Fe-59	4.40E+01	5.10E+01	1.80E+02	
HA	4	L8563-01	12/9/2004	I-131	-1.00E+01	1.40E+02	5.40E+02	
HA	4	L8563-01	12/9/2004	K-40	1.40E+03	2.70E+02	6.00E+02	*
HA	4	L8563-01	12/9/2004	La-140	-8.00E+01	4.60E+01	2.90E+02	
HA	4	L8563-01	12/9/2004	Mn-54	1.50E+01	1.10E+01	3.80E+01	
HA	4	L8563-01	12/9/2004	Nb-95	-1.40E+01	2.40E+01	9.40E+01	
HA	4	L8563-01	12/9/2004	Ru-103	2.00E+01	1.40E+01	4.80E+01	
HA	4	L8563-01	12/9/2004	Ru-106	7.50E+01	8.40E+01	3.00E+02	

*** Radioactivity detected in sample (i.e., concentration > 3 X standard deviation)**
+ Minimum Detectable Concentration > Lower Limit of Detection Requirement

Seabrook Station Radiological Environmental Monitoring Program Data - 2004

Sample Type	Station	LSN	End Date	Nuclide	Conc (pCi/kg)	Std.Dev. (pCi/kg)	MDC (pCi/kg)	
HA	4	L8563-01	12/9/2004	Sb-124	3.80E+01	2.90E+01	9.40E+01	
HA	4	L8563-01	12/9/2004	Sb-125	5.00E+00	2.60E+01	9.50E+01	
HA	4	L8563-01	12/9/2004	Se-75	-1.08E+01	9.80E+00	4.00E+01	
HA	4	L8563-01	12/9/2004	Zn-65	-5.70E+01	2.80E+01	1.30E+02	
HA	4	L8563-01	12/9/2004	Zr-95	-2.00E+00	2.40E+01	9.40E+01	
HA	54	L7528-02	6/4/2004	AcTh-228	-3.70E+01	5.00E+01	2.10E+02	
HA	54	L7528-02	6/4/2004	Ag-108m	-1.05E+01	9.50E+00	3.90E+01	
HA	54	L7528-02	6/4/2004	Ag-110m	1.30E+01	1.70E+01	6.30E+01	
HA	54	L7528-02	6/4/2004	Ba-140	-9.00E+00	2.40E+01	1.10E+02	
HA	54	L7528-02	6/4/2004	Be-7	8.00E+01	1.10E+02	3.80E+02	
HA	54	L7528-02	6/4/2004	Ce-141	-2.00E+01	1.70E+01	6.40E+01	
HA	54	L7528-02	6/4/2004	Ce-144	4.00E+01	5.50E+01	1.90E+02	
HA	54	L7528-02	6/4/2004	Co-57	-7.80E+00	7.30E+00	2.80E+01	
HA	54	L7528-02	6/4/2004	Co-58	1.00E+00	1.30E+01	5.00E+01	
HA	54	L7528-02	6/4/2004	Co-60	-2.10E+01	1.60E+01	7.20E+01	
HA	54	L7528-02	6/4/2004	Cr-51	-1.70E+02	1.00E+02	4.30E+02	
HA	54	L7528-02	6/4/2004	Cs-134	6.00E+00	1.20E+01	4.60E+01	
HA	54	L7528-02	6/4/2004	Cs-137	4.00E+00	1.30E+01	4.90E+01	
HA	54	L7528-02	6/4/2004	Fe-59	1.90E+01	3.40E+01	1.30E+02	
HA	54	L7528-02	6/4/2004	I-131	-5.00E+00	3.20E+01	1.20E+02	
HA	54	L7528-02	6/4/2004	K-40	1.94E+03	3.50E+02	7.50E+02	*
HA	54	L7528-02	6/4/2004	La-140	-1.10E+01	2.80E+01	1.30E+02	
HA	54	L7528-02	6/4/2004	Mn-54	1.40E+01	1.20E+01	4.20E+01	
HA	54	L7528-02	6/4/2004	Nb-95	-1.90E+01	1.70E+01	7.00E+01	
HA	54	L7528-02	6/4/2004	Ru-103	2.00E+01	1.20E+01	3.70E+01	
HA	54	L7528-02	6/4/2004	Ru-106	9.70E+01	8.50E+01	3.00E+02	
HA	54	L7528-02	6/4/2004	Sb-124	7.40E+01	3.50E+01	9.00E+01	
HA	54	L7528-02	6/4/2004	Sb-125	-1.60E+01	2.90E+01	1.10E+02	
HA	54	L7528-02	6/4/2004	Se-75	-3.00E+00	1.40E+01	5.10E+01	
HA	54	L7528-02	6/4/2004	Zn-65	-5.90E+01	3.10E+01	1.40E+02	
HA	54	L7528-02	6/4/2004	Zr-95	-1.30E+01	2.20E+01	9.20E+01	
HA	54	L8563-02	11/30/2004	AcTh-228	-5.20E+01	3.40E+01	1.40E+02	
HA	54	L8563-02	11/30/2004	Ag-108m	-2.90E+00	6.50E+00	2.50E+01	
HA	54	L8563-02	11/30/2004	Ag-110m	5.00E+00	1.20E+01	4.40E+01	
HA	54	L8563-02	11/30/2004	Ba-140	-2.60E+01	9.20E+01	3.80E+02	
HA	54	L8563-02	11/30/2004	Be-7	-9.50E+01	9.50E+01	3.80E+02	
HA	54	L8563-02	11/30/2004	Ce-141	-1.60E+01	2.30E+01	8.50E+01	
HA	54	L8563-02	11/30/2004	Ce-144	-6.10E+01	4.50E+01	1.70E+02	
HA	54	L8563-02	11/30/2004	Co-57	7.90E+00	5.60E+00	1.80E+01	
HA	54	L8563-02	11/30/2004	Co-58	3.00E+00	1.30E+01	4.80E+01	
HA	54	L8563-02	11/30/2004	Co-60	5.00E+00	1.00E+01	3.80E+01	
HA	54	L8563-02	11/30/2004	Cr-51	6.00E+01	1.70E+02	5.90E+02	
HA	54	L8563-02	11/30/2004	Cs-134	-8.60E+00	9.00E+00	3.70E+01	
HA	54	L8563-02	11/30/2004	Cs-137	-1.26E+01	8.10E+00	3.40E+01	
HA	54	L8563-02	11/30/2004	Fe-59	-1.10E+02	4.90E+01	2.20E+02	
HA	54	L8563-02	11/30/2004	I-131	-1.10E+02	2.70E+02	1.00E+03	
HA	54	L8563-02	11/30/2004	K-40	1.51E+03	2.20E+02	4.40E+02	*
HA	54	L8563-02	11/30/2004	La-140	-3.00E+01	1.10E+02	4.40E+02	
HA	54	L8563-02	11/30/2004	Mn-54	-5.30E+00	7.90E+00	3.20E+01	
HA	54	L8563-02	11/30/2004	Nb-95	1.30E+01	2.10E+01	7.60E+01	
HA	54	L8563-02	11/30/2004	Ru-103	-1.90E+01	1.60E+01	6.20E+01	

*** Radioactivity detected in sample (i.e., concentration > 3 X standard deviation)**
+ Minimum Detectable Concentration > Lower Limit of Detection Requirement

Seabrook Station Radiological Environmental Monitoring Program Data - 2004

Sample Type	Station	LSN	End Date	Nuclide	Conc (pCi/kg)	Std.Dev. (pCi/kg)	MDC (pCi/kg)	
HA	54	L8563-02	11/30/2004	Ru-106	-1.30E+02	9.20E+01	3.70E+02	
HA	54	L8563-02	11/30/2004	Sb-124	-1.00E+01	2.60E+01	1.20E+02	
HA	54	L8563-02	11/30/2004	Sb-125	-9.00E+00	2.20E+01	8.30E+01	
HA	54	L8563-02	11/30/2004	Se-75	-2.50E+00	9.80E+00	3.60E+01	
HA	54	L8563-02	11/30/2004	Zn-65	-3.10E+01	2.50E+01	1.00E+02	
HA	54	L8563-02	11/30/2004	Zr-95	-4.00E+01	2.30E+01	9.70E+01	
MS (SHELL)	6	L7493-04	5/27/2004	AcTh-228	3.80E+01	2.60E+01	8.60E+01	
MS (SHELL)	6	L7493-04	5/27/2004	Ag-108m	-5.30E+00	5.50E+00	2.10E+01	
MS (SHELL)	6	L7493-04	5/27/2004	Ag-110m	4.90E+00	6.70E+00	2.40E+01	
MS (SHELL)	6	L7493-04	5/27/2004	Ba-140	1.20E+01	1.40E+01	5.00E+01	
MS (SHELL)	6	L7493-04	5/27/2004	Be-7	5.30E+01	6.10E+01	2.10E+02	
MS (SHELL)	6	L7493-04	5/27/2004	Ce-141	8.00E+00	1.20E+01	4.10E+01	
MS (SHELL)	6	L7493-04	5/27/2004	Ce-144	-3.60E+01	3.80E+01	1.40E+02	
MS (SHELL)	6	L7493-04	5/27/2004	Co-57	2.90E+00	4.60E+00	1.60E+01	
MS (SHELL)	6	L7493-04	5/27/2004	Co-58	-1.30E+00	6.30E+00	2.50E+01	
MS (SHELL)	6	L7493-04	5/27/2004	Co-60	1.50E+00	5.90E+00	2.30E+01	
MS (SHELL)	6	L7493-04	5/27/2004	Cr-51	1.10E+01	7.30E+01	2.60E+02	
MS (SHELL)	6	L7493-04	5/27/2004	Cs-134	-1.20E+00	6.10E+00	2.40E+01	
MS (SHELL)	6	L7493-04	5/27/2004	Cs-137	0.00E+00	6.70E+00	2.50E+01	
MS (SHELL)	6	L7493-04	5/27/2004	Fe-59	9.00E+00	1.80E+01	6.90E+01	
MS (SHELL)	6	L7493-04	5/27/2004	I-131	-1.30E+01	2.90E+01	1.10E+02	
MS (SHELL)	6	L7493-04	5/27/2004	K-40	4.60E+02	1.10E+02	2.80E+02	*
MS (SHELL)	6	L7493-04	5/27/2004	La-140	1.40E+01	1.60E+01	5.70E+01	
MS (SHELL)	6	L7493-04	5/27/2004	Mn-54	-7.80E+00	6.60E+00	2.70E+01	
MS (SHELL)	6	L7493-04	5/27/2004	Nb-95	-5.80E+00	9.40E+00	3.60E+01	
MS (SHELL)	6	L7493-04	5/27/2004	Ru-103	4.00E-01	7.60E+00	2.80E+01	
MS (SHELL)	6	L7493-04	5/27/2004	Ru-106	-3.60E+01	6.20E+01	2.40E+02	
MS (SHELL)	6	L7493-04	5/27/2004	Sb-124	-1.10E+01	1.20E+01	5.80E+01	
MS (SHELL)	6	L7493-04	5/27/2004	Sb-125	-5.00E+00	1.70E+01	6.40E+01	
MS (SHELL)	6	L7493-04	5/27/2004	Se-75	1.21E+01	7.40E+00	2.40E+01	
MS (SHELL)	6	L7493-04	5/27/2004	Sr-89	3.70E+03	2.50E+03	8.50E+03	
MS (SHELL)	6	L7493-04	5/27/2004	Sr-90	6.40E+01	8.00E+01	2.70E+02	
MS (SHELL)	6	L7493-04	5/27/2004	Zn-65	2.30E+01	2.80E+01	9.50E+01	
MS (SHELL)	6	L7493-04	5/27/2004	Zr-95	-2.20E+01	1.10E+01	4.80E+01	
MS (SHELL)	9	L7491-03	5/24/2004	AcTh-228	1.20E+01	3.00E+01	1.10E+02	
MS (SHELL)	9	L7491-03	5/24/2004	Ag-108m	1.01E+01	5.10E+00	1.60E+01	
MS (SHELL)	9	L7491-03	5/24/2004	Ag-110m	-1.10E+01	1.00E+01	4.50E+01	
MS (SHELL)	9	L7491-03	5/24/2004	Ba-140	-1.80E+01	1.40E+01	7.40E+01	
MS (SHELL)	9	L7491-03	5/24/2004	Be-7	1.63E+02	6.50E+01	1.90E+02	
MS (SHELL)	9	L7491-03	5/24/2004	Ce-141	-2.30E+01	1.00E+01	4.10E+01	
MS (SHELL)	9	L7491-03	5/24/2004	Ce-144	-2.90E+01	3.30E+01	1.20E+02	
MS (SHELL)	9	L7491-03	5/24/2004	Co-57	-5.90E+00	4.10E+00	1.60E+01	
MS (SHELL)	9	L7491-03	5/24/2004	Co-58	6.70E+00	5.80E+00	2.00E+01	
MS (SHELL)	9	L7491-03	5/24/2004	Co-60	1.70E+00	7.50E+00	3.10E+01	
MS (SHELL)	9	L7491-03	5/24/2004	Cr-51	-5.60E+01	6.60E+01	2.60E+02	
MS (SHELL)	9	L7491-03	5/24/2004	Cs-134	-1.50E+00	8.00E+00	3.20E+01	
MS (SHELL)	9	L7491-03	5/24/2004	Cs-137	-3.40E+00	6.20E+00	2.60E+01	
MS (SHELL)	9	L7491-03	5/24/2004	Fe-59	5.00E+00	2.10E+01	8.70E+01	
MS (SHELL)	9	L7491-03	5/24/2004	I-131	7.00E+00	1.90E+01	7.10E+01	
MS (SHELL)	9	L7491-03	5/24/2004	K-40	1.80E+02	1.10E+02	3.60E+02	

*** Radioactivity detected in sample (i.e., concentration > 3 X standard deviation)**
+ Minimum Detectable Concentration > Lower Limit of Detection Requirement

Seabrook Station Radiological Environmental Monitoring Program Data - 2004

Sample Type	Station	LSN	End Date	Nuclide	Conc (pCi/kg)	Std.Dev. (pCi/kg)	MDC (pCi/kg)
MS (SHELL)	9	L7491-03	5/24/2004	La-140	-2.10E+01	1.60E+01	8.50E+01
MS (SHELL)	9	L7491-03	5/24/2004	Mn-54	-6.90E+00	6.50E+00	2.90E+01
MS (SHELL)	9	L7491-03	5/24/2004	Nb-95	-2.20E+01	8.30E+00	4.10E+01
MS (SHELL)	9	L7491-03	5/24/2004	Ru-103	-1.46E+01	8.10E+00	3.60E+01
MS (SHELL)	9	L7491-03	5/24/2004	Ru-106	-1.40E+01	7.80E+01	3.00E+02
MS (SHELL)	9	L7491-03	5/24/2004	Sb-124	-8.00E+00	2.10E+01	9.50E+01
MS (SHELL)	9	L7491-03	5/24/2004	Sb-125	7.00E+00	1.40E+01	5.10E+01
MS (SHELL)	9	L7491-03	5/24/2004	Se-75	1.10E+01	7.40E+00	2.50E+01
MS (SHELL)	9	L7491-03	5/24/2004	Sr-89	8.00E+02	1.50E+03	6.00E+03
MS (SHELL)	9	L7491-03	5/24/2004	Sr-90	2.09E+02	8.90E+01	2.90E+02
MS (SHELL)	9	L7491-03	5/24/2004	Zn-65	5.00E+00	1.20E+01	5.10E+01
MS (SHELL)	9	L7491-03	5/24/2004	Zr-95	-1.80E+01	1.40E+01	6.10E+01
MS (SHELL)	56	L7493-05	5/27/2004	AcTh-228	3.80E+01	3.00E+01	1.00E+02
MS (SHELL)	56	L7493-05	5/27/2004	Ag-108m	-3.80E+00	6.40E+00	2.40E+01
MS (SHELL)	56	L7493-05	5/27/2004	Ag-110m	9.00E+00	1.00E+01	3.70E+01
MS (SHELL)	56	L7493-05	5/27/2004	Ba-140	0.00E+00	2.30E+01	9.40E+01
MS (SHELL)	56	L7493-05	5/27/2004	Be-7	1.37E+02	7.00E+01	2.20E+02
MS (SHELL)	56	L7493-05	5/27/2004	Ce-141	6.00E+00	1.30E+01	4.50E+01
MS (SHELL)	56	L7493-05	5/27/2004	Ce-144	-3.20E+01	3.90E+01	1.40E+02
MS (SHELL)	56	L7493-05	5/27/2004	Co-57	-2.70E+00	4.90E+00	1.80E+01
MS (SHELL)	56	L7493-05	5/27/2004	Co-58	-4.10E+00	7.50E+00	3.10E+01
MS (SHELL)	56	L7493-05	5/27/2004	Co-60	-6.40E+00	8.60E+00	3.70E+01
MS (SHELL)	56	L7493-05	5/27/2004	Cr-51	-2.20E+01	9.60E+01	3.50E+02
MS (SHELL)	56	L7493-05	5/27/2004	Cs-134	3.60E+00	6.90E+00	2.60E+01
MS (SHELL)	56	L7493-05	5/27/2004	Cs-137	-9.70E+00	8.50E+00	3.50E+01
MS (SHELL)	56	L7493-05	5/27/2004	Fe-59	5.60E+01	2.40E+01	6.40E+01
MS (SHELL)	56	L7493-05	5/27/2004	I-131	3.30E+01	3.20E+01	1.10E+02
MS (SHELL)	56	L7493-05	5/27/2004	K-40	2.70E+02	1.20E+02	3.80E+02
MS (SHELL)	56	L7493-05	5/27/2004	La-140	0.00E+00	2.70E+01	1.10E+02
MS (SHELL)	56	L7493-05	5/27/2004	Mn-54	-7.60E+00	8.20E+00	3.30E+01
MS (SHELL)	56	L7493-05	5/27/2004	Nb-95	-2.80E+01	1.20E+01	5.20E+01
MS (SHELL)	56	L7493-05	5/27/2004	Ru-103	6.00E+00	8.00E+00	2.80E+01
MS (SHELL)	56	L7493-05	5/27/2004	Ru-106	4.50E+01	5.90E+01	2.10E+02
MS (SHELL)	56	L7493-05	5/27/2004	Sb-124	1.30E+01	1.60E+01	6.10E+01
MS (SHELL)	56	L7493-05	5/27/2004	Sb-125	-9.00E+00	2.00E+01	7.50E+01
MS (SHELL)	56	L7493-05	5/27/2004	Se-75	8.10E+00	9.80E+00	3.40E+01
MS (SHELL)	56	L7493-05	5/27/2004	Sr-89	2.40E+03	2.10E+03	7.70E+03
MS (SHELL)	56	L7493-05	5/27/2004	Sr-90	1.51E+02	7.60E+01	2.50E+02
MS (SHELL)	56	L7493-05	5/27/2004	Zn-65	7.30E+01	3.40E+01	1.10E+02
MS (SHELL)	56	L7493-05	5/27/2004	Zr-95	6.00E+00	1.20E+01	4.40E+01
MS (SHELL)	59	L7491-04	5/25/2004	AcTh-228	1.10E+01	2.00E+01	7.60E+01
MS (SHELL)	59	L7491-04	5/25/2004	Ag-108m	2.50E+00	5.70E+00	2.00E+01
MS (SHELL)	59	L7491-04	5/25/2004	Ag-110m	-9.20E+00	8.00E+00	3.50E+01
MS (SHELL)	59	L7491-04	5/25/2004	Ba-140	7.00E+00	1.30E+01	4.80E+01
MS (SHELL)	59	L7491-04	5/25/2004	Be-7	0.00E+00	4.90E+01	1.90E+02
MS (SHELL)	59	L7491-04	5/25/2004	Ce-141	-1.70E+01	1.00E+01	3.90E+01
MS (SHELL)	59	L7491-04	5/25/2004	Ce-144	-4.80E+01	3.60E+01	1.40E+02
MS (SHELL)	59	L7491-04	5/25/2004	Co-57	9.00E-01	4.10E+00	1.50E+01
MS (SHELL)	59	L7491-04	5/25/2004	Co-58	-1.40E+00	6.90E+00	2.70E+01
MS (SHELL)	59	L7491-04	5/25/2004	Co-60	-1.70E+00	6.30E+00	2.60E+01
MS (SHELL)	59	L7491-04	5/25/2004	Cr-51	-8.60E+01	6.80E+01	2.60E+02

*** Radioactivity detected in sample (i.e., concentration > 3 X standard deviation)**
+ Minimum Detectable Concentration > Lower Limit of Detection Requirement

Seabrook Station Radiological Environmental Monitoring Program Data - 2004

Sample Type	Station	LSN	End Date	Nuclide	Conc (pCi/kg)	Std.Dev. (pCi/kg)	MDC (pCi/kg)	
MS (SHELL)	59	L7491-04	5/25/2004	Cs-134	1.97E+01	6.90E+00	1.80E+01	
MS (SHELL)	59	L7491-04	5/25/2004	Cs-137	-2.70E+00	5.60E+00	2.30E+01	
MS (SHELL)	59	L7491-04	5/25/2004	Fe-59	-1.00E+01	1.80E+01	7.50E+01	
MS (SHELL)	59	L7491-04	5/25/2004	I-131	0.00E+00	1.60E+01	5.90E+01	
MS (SHELL)	59	L7491-04	5/25/2004	K-40	4.40E+02	1.10E+02	2.90E+02	*
MS (SHELL)	59	L7491-04	5/25/2004	La-140	8.00E+00	1.50E+01	5.50E+01	
MS (SHELL)	59	L7491-04	5/25/2004	Mn-54	-2.50E+00	6.20E+00	2.50E+01	
MS (SHELL)	59	L7491-04	5/25/2004	Nb-95	4.50E+00	7.70E+00	2.80E+01	
MS (SHELL)	59	L7491-04	5/25/2004	Ru-103	2.40E+00	6.80E+00	2.50E+01	
MS (SHELL)	59	L7491-04	5/25/2004	Ru-106	-4.80E+01	6.20E+01	2.40E+02	
MS (SHELL)	59	L7491-04	5/25/2004	Sb-124	4.90E+00	4.90E+00	1.30E+01	
MS (SHELL)	59	L7491-04	5/25/2004	Sb-125	3.00E+00	1.70E+01	6.10E+01	
MS (SHELL)	59	L7491-04	5/25/2004	Se-75	0.00E+00	8.10E+00	2.90E+01	
MS (SHELL)	59	L7491-04	5/25/2004	Sr-89	4.20E+03	3.20E+03	1.10E+04	
MS (SHELL)	59	L7491-04	5/25/2004	Sr-90	0.00E+00	9.10E+01	3.00E+02	
MS (SHELL)	59	L7491-04	5/25/2004	Zn-65	-3.00E+00	1.30E+01	5.30E+01	
MS (SHELL)	59	L7491-04	5/25/2004	Zr-95	-5.00E+00	1.20E+01	4.80E+01	

*** Radioactivity detected in sample (i.e., concentration > 3 X standard deviation)**
+ Minimum Detectable Concentration > Lower Limit of Detection Requirement

Seabrook Station Radiological Environmental Monitoring Program Data - 2004

Sample Type	Station	LSN	End Date	Nuclide	Conc (pCi/kg)	Std.Dev. (pCi/kg)	MDC (pCi/kg)	
MU	6	L7493-01	5/27/2004	AcTh-228	3.30E+01	3.20E+01	1.10E+02	
MU	6	L7493-01	5/27/2004	Ag-108m	3.50E+00	8.20E+00	2.90E+01	
MU	6	L7493-01	5/27/2004	Ag-110m	2.60E+01	1.20E+01	3.60E+01	
MU	6	L7493-01	5/27/2004	Ba-140	1.30E+01	2.70E+01	1.00E+02	
MU	6	L7493-01	5/27/2004	Be-7	0.00E+00	9.50E+01	3.50E+02	
MU	6	L7493-01	5/27/2004	Ce-141	-3.10E+01	1.60E+01	6.30E+01	
MU	6	L7493-01	5/27/2004	Ce-144	-7.40E+01	4.90E+01	1.90E+02	
MU	6	L7493-01	5/27/2004	Co-57	1.00E-01	6.80E+00	2.40E+01	
MU	6	L7493-01	5/27/2004	Co-58	-1.60E+01	9.80E+00	4.30E+01	
MU	6	L7493-01	5/27/2004	Co-60	2.70E+01	1.20E+01	3.40E+01	
MU	6	L7493-01	5/27/2004	Cr-51	-1.00E+01	1.00E+02	3.80E+02	
MU	6	L7493-01	5/27/2004	Cs-134	-1.20E+01	1.10E+01	4.40E+01	
MU	6	L7493-01	5/27/2004	Cs-137	-1.35E+01	9.40E+00	3.90E+01	
MU	6	L7493-01	5/27/2004	Fe-59	-1.70E+01	2.20E+01	1.00E+02	
MU	6	L7493-01	5/27/2004	I-131	-1.10E+01	3.80E+01	1.40E+02	
MU	6	L7493-01	5/27/2004	K-40	1.23E+03	2.10E+02	4.50E+02	*
MU	6	L7493-01	5/27/2004	La-140	1.50E+01	3.10E+01	1.10E+02	
MU	6	L7493-01	5/27/2004	Mn-54	-1.24E+01	9.50E+00	4.00E+01	
MU	6	L7493-01	5/27/2004	Nb-95	-2.10E+01	1.30E+01	5.30E+01	
MU	6	L7493-01	5/27/2004	Ru-103	1.00E+00	1.00E+01	3.90E+01	
MU	6	L7493-01	5/27/2004	Ru-106	-1.01E+02	9.00E+01	3.60E+02	
MU	6	L7493-01	5/27/2004	Sb-124	1.40E+01	2.70E+01	1.00E+02	
MU	6	L7493-01	5/27/2004	Sb-125	-5.40E+01	2.20E+01	9.70E+01	
MU	6	L7493-01	5/27/2004	Se-75	1.20E+01	1.20E+01	4.00E+01	
MU	6	L7493-01	5/27/2004	Sr-89	-5.60E+02	6.80E+02	3.00E+03	
MU	6	L7493-01	5/27/2004	Sr-90	-8.40E+01	8.10E+01	2.80E+02	
MU	6	L7493-01	5/27/2004	Zn-65	-7.10E+01	2.40E+01	1.10E+02	
MU	6	L7493-01	5/27/2004	Zr-95	7.00E+00	2.00E+01	7.40E+01	
MU	6	L8487-01	11/22/2004	AcTh-228	6.60E+01	4.80E+01	1.60E+02	
MU	6	L8487-01	11/22/2004	Ag-108m	4.10E+00	7.70E+00	2.80E+01	
MU	6	L8487-01	11/22/2004	Ag-110m	-3.00E+00	1.50E+01	6.00E+01	
MU	6	L8487-01	11/22/2004	Ba-140	-1.00E+01	3.30E+01	1.40E+02	
MU	6	L8487-01	11/22/2004	Be-7	2.00E+01	1.10E+02	4.00E+02	
MU	6	L8487-01	11/22/2004	Ce-141	-5.30E+01	1.90E+01	7.60E+01	
MU	6	L8487-01	11/22/2004	Ce-144	-5.10E+01	5.40E+01	2.00E+02	
MU	6	L8487-01	11/22/2004	Co-57	-1.22E+01	7.00E+00	2.70E+01	
MU	6	L8487-01	11/22/2004	Co-58	4.70E+00	9.20E+00	3.50E+01	
MU	6	L8487-01	11/22/2004	Co-60	2.10E+01	1.00E+01	3.00E+01	
MU	6	L8487-01	11/22/2004	Cr-51	5.00E+01	1.20E+02	4.40E+02	
MU	6	L8487-01	11/22/2004	Cs-134	-1.00E+01	1.10E+01	4.60E+01	
MU	6	L8487-01	11/22/2004	Cs-137	-3.00E+00	1.20E+01	4.70E+01	
MU	6	L8487-01	11/22/2004	Fe-59	-7.00E+00	3.50E+01	1.40E+02	
MU	6	L8487-01	11/22/2004	I-131	-3.20E+01	5.40E+01	2.10E+02	
MU	6	L8487-01	11/22/2004	K-40	1.29E+03	2.40E+02	5.40E+02	*
MU	6	L8487-01	11/22/2004	La-140	-1.10E+01	3.80E+01	1.60E+02	
MU	6	L8487-01	11/22/2004	Mn-54	-9.00E+00	1.10E+01	4.40E+01	
MU	6	L8487-01	11/22/2004	Nb-95	-3.00E+00	1.50E+01	5.80E+01	
MU	6	L8487-01	11/22/2004	Ru-103	-3.10E+01	1.40E+01	5.90E+01	
MU	6	L8487-01	11/22/2004	Ru-106	1.00E+02	1.10E+02	3.80E+02	
MU	6	L8487-01	11/22/2004	Sb-124	-1.00E+01	2.50E+01	1.20E+02	
MU	6	L8487-01	11/22/2004	Sb-125	-4.20E+01	3.50E+01	1.30E+02	

*** Radioactivity detected in sample (i.e., concentration > 3 X standard deviation)**
+ Minimum Detectable Concentration > Lower Limit of Detection Requirement

Seabrook Station Radiological Environmental Monitoring Program Data - 2004

Sample Type	Station	LSN	End Date	Nuclide	Conc (pCi/kg)	Std.Dev. (pCi/kg)	MDC (pCi/kg)	
MU	6	L8487-01	11/22/2004	Se-75	1.60E+01	1.40E+01	4.60E+01	
MU	6	L8487-01	11/22/2004	Sr-89	7.50E+01	5.10E+01	9.60E+01	
MU	6	L8487-01	11/22/2004	Sr-90	-3.40E+01	1.30E+01	4.20E+01	
MU	6	L8487-01	11/22/2004	Zn-65	-6.00E+00	2.60E+01	1.00E+02	
MU	6	L8487-01	11/22/2004	Zr-95	-2.70E+01	1.80E+01	8.10E+01	
MU	9	L7491-01	5/24/2004	AcTh-228	-3.10E+01	4.30E+01	1.80E+02	
MU	9	L7491-01	5/24/2004	Ag-108m	0.00E+00	1.00E+01	3.90E+01	
MU	9	L7491-01	5/24/2004	Ag-110m	-1.50E+01	1.30E+01	6.10E+01	
MU	9	L7491-01	5/24/2004	Ba-140	8.00E+00	2.20E+01	9.10E+01	
MU	9	L7491-01	5/24/2004	Be-7	8.00E+01	1.10E+02	3.90E+02	
MU	9	L7491-01	5/24/2004	Ce-141	6.00E+00	1.80E+01	6.40E+01	
MU	9	L7491-01	5/24/2004	Ce-144	-4.10E+01	5.20E+01	2.00E+02	
MU	9	L7491-01	5/24/2004	Co-57	8.00E-01	6.30E+00	2.30E+01	
MU	9	L7491-01	5/24/2004	Co-58	-3.00E+00	1.00E+01	4.20E+01	
MU	9	L7491-01	5/24/2004	Co-60	-3.00E+00	1.40E+01	5.70E+01	
MU	9	L7491-01	5/24/2004	Cr-51	-1.40E+02	1.10E+02	4.60E+02	
MU	9	L7491-01	5/24/2004	Cs-134	-1.14E+01	9.70E+00	4.50E+01	
MU	9	L7491-01	5/24/2004	Cs-137	2.00E+00	1.10E+01	4.10E+01	
MU	9	L7491-01	5/24/2004	Fe-59	3.90E+01	3.10E+01	1.00E+02	
MU	9	L7491-01	5/24/2004	I-131	8.20E+01	3.00E+01	8.60E+01	
MU	9	L7491-01	5/24/2004	K-40	1.20E+03	2.50E+02	5.60E+02	*
MU	9	L7491-01	5/24/2004	La-140	1.00E+01	2.60E+01	1.00E+02	
MU	9	L7491-01	5/24/2004	Mn-54	-3.00E+00	1.20E+01	4.60E+01	
MU	9	L7491-01	5/24/2004	Nb-95	2.00E+00	1.50E+01	5.80E+01	
MU	9	L7491-01	5/24/2004	Ru-103	2.70E+01	1.20E+01	3.40E+01	
MU	9	L7491-01	5/24/2004	Ru-106	3.60E+02	1.20E+02	3.50E+02	
MU	9	L7491-01	5/24/2004	Sb-124	0.00E+00	3.10E+01	1.30E+02	
MU	9	L7491-01	5/24/2004	Sb-125	5.20E+01	3.00E+01	9.70E+01	
MU	9	L7491-01	5/24/2004	Se-75	-7.00E+00	1.60E+01	5.80E+01	
MU	9	L7491-01	5/24/2004	Sr-89	1.55E+02	7.90E+01	2.70E+02	
MU	9	L7491-01	5/24/2004	Sr-90	-3.90E+01	4.90E+01	1.60E+02	
MU	9	L7491-01	5/24/2004	Zn-65	-7.00E+00	2.60E+01	1.10E+02	
MU	9	L7491-01	5/24/2004	Zr-95	4.00E+00	1.60E+01	6.50E+01	
MU	9	L8486-01	11/23/2004	AcTh-228	-1.00E+01	3.60E+01	1.50E+02	
MU	9	L8486-01	11/23/2004	Ag-108m	0.00E+00	8.40E+00	3.20E+01	
MU	9	L8486-01	11/23/2004	Ag-110m	1.10E+01	1.40E+01	5.10E+01	
MU	9	L8486-01	11/23/2004	Ba-140	1.10E+01	2.00E+01	8.40E+01	
MU	9	L8486-01	11/23/2004	Be-7	-9.00E+01	9.70E+01	3.90E+02	
MU	9	L8486-01	11/23/2004	Ce-141	1.30E+01	1.70E+01	5.80E+01	
MU	9	L8486-01	11/23/2004	Ce-144	6.60E+01	4.20E+01	1.40E+02	
MU	9	L8486-01	11/23/2004	Co-57	-6.80E+00	4.80E+00	1.90E+01	
MU	9	L8486-01	11/23/2004	Co-58	-1.70E+01	1.30E+01	5.70E+01	
MU	9	L8486-01	11/23/2004	Co-60	2.10E+01	1.30E+01	4.20E+01	
MU	9	L8486-01	11/23/2004	Cr-51	4.00E+01	1.00E+02	3.60E+02	
MU	9	L8486-01	11/23/2004	Cs-134	-2.00E+00	1.40E+01	5.50E+01	
MU	9	L8486-01	11/23/2004	Cs-137	-4.60E+00	7.90E+00	3.40E+01	
MU	9	L8486-01	11/23/2004	Fe-59	1.00E+00	4.60E+01	1.80E+02	
MU	9	L8486-01	11/23/2004	I-131	3.50E+01	3.30E+01	1.20E+02	
MU	9	L8486-01	11/23/2004	K-40	8.40E+02	2.30E+02	5.80E+02	*
MU	9	L8486-01	11/23/2004	La-140	1.30E+01	2.30E+01	9.70E+01	
MU	9	L8486-01	11/23/2004	Mn-54	0.00E+00	1.00E+01	4.10E+01	

*** Radioactivity detected in sample (i.e., concentration > 3 X standard deviation)**
+ Minimum Detectable Concentration > Lower Limit of Detection Requirement

Seabrook Station Radiological Environmental Monitoring Program Data - 2004

Sample Type	Station	LSN	End Date	Nuclide	Conc (pCi/kg)	Std.Dev. (pCi/kg)	MDC (pCi/kg)	
MU	9	L8486-01	11/23/2004	Nb-95	-5.00E+00	1.60E+01	6.30E+01	
MU	9	L8486-01	11/23/2004	Ru-103	1.40E+01	1.10E+01	3.60E+01	
MU	9	L8486-01	11/23/2004	Ru-106	3.90E+01	8.20E+01	3.10E+02	
MU	9	L8486-01	11/23/2004	Sb-124	1.20E+01	2.60E+01	1.10E+02	
MU	9	L8486-01	11/23/2004	Sb-125	-1.80E+01	2.60E+01	1.00E+02	
MU	9	L8486-01	11/23/2004	Se-75	4.30E+00	9.80E+00	3.60E+01	
MU	9	L8486-01	11/23/2004	Sr-89	-5.10E+01	5.30E+01	8.70E+01	
MU	9	L8486-01	11/23/2004	Sr-90	0.00E+00	1.20E+01	4.00E+01	
MU	9	L8486-01	11/23/2004	Zn-65	-3.20E+01	2.70E+01	1.20E+02	
MU	9	L8486-01	11/23/2004	Zr-95	5.10E+01	2.20E+01	6.50E+01	
MU	56	L7493-02	5/27/2004	AcTh-228	5.30E+01	5.10E+01	1.80E+02	
MU	56	L7493-02	5/27/2004	Ag-108m	-6.00E+00	1.10E+01	4.00E+01	
MU	56	L7493-02	5/27/2004	Ag-110m	-8.00E+00	1.50E+01	6.30E+01	
MU	56	L7493-02	5/27/2004	Ba-140	0.00E+00	2.70E+01	1.20E+02	
MU	56	L7493-02	5/27/2004	Be-7	2.70E+02	1.20E+02	3.70E+02	
MU	56	L7493-02	5/27/2004	Ce-141	-3.30E+01	1.70E+01	6.60E+01	
MU	56	L7493-02	5/27/2004	Ce-144	-2.00E+00	5.60E+01	2.00E+02	
MU	56	L7493-02	5/27/2004	Co-57	-2.00E+00	7.20E+00	2.60E+01	
MU	56	L7493-02	5/27/2004	Co-58	-1.10E+01	1.00E+01	4.70E+01	
MU	56	L7493-02	5/27/2004	Co-60	-1.10E+01	1.40E+01	6.10E+01	
MU	56	L7493-02	5/27/2004	Cr-51	2.50E+02	1.30E+02	4.20E+02	
MU	56	L7493-02	5/27/2004	Cs-134	3.30E+01	1.30E+01	3.40E+01	
MU	56	L7493-02	5/27/2004	Cs-137	2.00E+00	1.40E+01	5.30E+01	
MU	56	L7493-02	5/27/2004	Fe-59	5.50E+01	3.00E+01	8.80E+01	
MU	56	L7493-02	5/27/2004	I-131	8.30E+01	5.10E+01	1.70E+02	
MU	56	L7493-02	5/27/2004	K-40	1.54E+03	3.00E+02	7.00E+02	*
MU	56	L7493-02	5/27/2004	La-140	0.00E+00	3.10E+01	1.40E+02	
MU	56	L7493-02	5/27/2004	Mn-54	1.60E+01	1.20E+01	4.00E+01	
MU	56	L7493-02	5/27/2004	Nb-95	5.00E+00	1.50E+01	5.80E+01	
MU	56	L7493-02	5/27/2004	Ru-103	-7.00E+00	1.60E+01	6.10E+01	
MU	56	L7493-02	5/27/2004	Ru-106	9.00E+01	1.40E+02	4.80E+02	
MU	56	L7493-02	5/27/2004	Sb-124	1.20E+01	3.50E+01	1.40E+02	
MU	56	L7493-02	5/27/2004	Sb-125	-2.90E+01	2.80E+01	1.10E+02	
MU	56	L7493-02	5/27/2004	Se-75	5.00E+00	1.30E+01	4.60E+01	
MU	56	L7493-02	5/27/2004	Sr-89	3.10E+02	7.40E+02	2.90E+03	
MU	56	L7493-02	5/27/2004	Sr-90	-1.22E+02	7.80E+01	2.70E+02	
MU	56	L7493-02	5/27/2004	Zn-65	1.30E+01	3.00E+01	1.10E+02	
MU	56	L7493-02	5/27/2004	Zr-95	0.00E+00	1.80E+01	7.40E+01	
MU	56	L8487-02	11/22/2004	AcTh-228	7.90E+01	7.30E+01	2.50E+02	
MU	56	L8487-02	11/22/2004	Ag-108m	-1.20E+01	1.90E+01	7.10E+01	
MU	56	L8487-02	11/22/2004	Ag-110m	1.10E+01	2.60E+01	9.50E+01	
MU	56	L8487-02	11/22/2004	Ba-140	2.10E+01	7.70E+01	2.90E+02	
MU	56	L8487-02	11/22/2004	Be-7	-2.00E+01	2.00E+02	7.40E+02	
MU	56	L8487-02	11/22/2004	Ce-141	4.50E+01	3.60E+01	1.20E+02	
MU	56	L8487-02	11/22/2004	Ce-144	-1.50E+02	1.10E+02	4.10E+02	
MU	56	L8487-02	11/22/2004	Co-57	4.00E+00	1.40E+01	4.90E+01	
MU	56	L8487-02	11/22/2004	Co-58	-1.40E+01	2.40E+01	9.70E+01	
MU	56	L8487-02	11/22/2004	Co-60	-3.20E+01	1.50E+01	8.00E+01	
MU	56	L8487-02	11/22/2004	Cr-51	-8.00E+01	2.60E+02	9.50E+02	
MU	56	L8487-02	11/22/2004	Cs-134	-1.30E+01	2.10E+01	8.40E+01	
MU	56	L8487-02	11/22/2004	Cs-137	-3.30E+01	2.10E+01	8.90E+01	

*** Radioactivity detected in sample (i.e., concentration > 3 X standard deviation)**
+ Minimum Detectable Concentration > Lower Limit of Detection Requirement

Seabrook Station Radiological Environmental Monitoring Program Data - 2004

Sample Type	Station	LSN	End Date	Nuclide	Conc (pCi/kg)	Std.Dev. (pCi/kg)	MDC (pCi/kg)
MU	56	L8487-02	11/22/2004	Fe-59	-3.30E+01	5.80E+01	2.50E+02
MU	56	L8487-02	11/22/2004	I-131	-9.00E+01	1.20E+02	4.40E+02
MU	56	L8487-02	11/22/2004	K-40	6.90E+02	3.80E+02	1.20E+03
MU	56	L8487-02	11/22/2004	La-140	2.40E+01	8.90E+01	3.40E+02
MU	56	L8487-02	11/22/2004	Mn-54	-4.00E+00	2.00E+01	7.90E+01
MU	56	L8487-02	11/22/2004	Nb-95	1.10E+01	2.70E+01	1.00E+02
MU	56	L8487-02	11/22/2004	Ru-103	-3.00E+00	2.30E+01	8.80E+01
MU	56	L8487-02	11/22/2004	Ru-106	-6.00E+01	2.10E+02	8.00E+02
MU	56	L8487-02	11/22/2004	Sb-124	2.80E+01	4.90E+01	1.90E+02
MU	56	L8487-02	11/22/2004	Sb-125	2.40E+01	5.50E+01	2.00E+02
MU	56	L8487-02	11/22/2004	Se-75	3.00E+00	2.40E+01	8.70E+01
MU	56	L8487-02	11/22/2004	Sr-89	-1.05E+02	5.30E+01	9.30E+01
MU	56	L8487-02	11/22/2004	Sr-90	1.60E+01	1.30E+01	4.40E+01
MU	56	L8487-02	11/22/2004	Zn-65	-1.12E+02	5.90E+01	2.50E+02
MU	56	L8487-02	11/22/2004	Zr-95	0.00E+00	5.30E+01	1.90E+02
MU	59	L7491-02	5/25/2004	AcTh-228	-4.90E+01	2.20E+01	1.30E+02
MU	59	L7491-02	5/25/2004	Ag-108m	1.70E+00	8.50E+00	3.20E+01
MU	59	L7491-02	5/25/2004	Ag-110m	-1.70E+01	1.20E+01	6.00E+01
MU	59	L7491-02	5/25/2004	Ba-140	-9.00E+00	1.60E+01	8.40E+01
MU	59	L7491-02	5/25/2004	Be-7	1.32E+02	8.20E+01	2.70E+02
MU	59	L7491-02	5/25/2004	Ce-141	-9.00E+00	1.30E+01	4.80E+01
MU	59	L7491-02	5/25/2004	Ce-144	-2.70E+01	3.60E+01	1.40E+02
MU	59	L7491-02	5/25/2004	Co-57	-1.00E+00	5.10E+00	1.90E+01
MU	59	L7491-02	5/25/2004	Co-58	4.00E+00	1.10E+01	4.40E+01
MU	59	L7491-02	5/25/2004	Co-60	1.21E+01	9.70E+00	3.30E+01
MU	59	L7491-02	5/25/2004	Cr-51	-1.80E+01	9.50E+01	3.60E+02
MU	59	L7491-02	5/25/2004	Cs-134	7.00E+00	1.20E+01	4.50E+01
MU	59	L7491-02	5/25/2004	Cs-137	-5.20E+00	8.30E+00	3.70E+01
MU	59	L7491-02	5/25/2004	Fe-59	-6.80E+01	3.80E+01	1.90E+02
MU	59	L7491-02	5/25/2004	I-131	2.00E+01	2.30E+01	8.30E+01
MU	59	L7491-02	5/25/2004	K-40	6.30E+02	2.20E+02	6.00E+02
MU	59	L7491-02	5/25/2004	La-140	-1.00E+01	1.80E+01	9.70E+01
MU	59	L7491-02	5/25/2004	Mn-54	6.00E+00	1.10E+01	4.10E+01
MU	59	L7491-02	5/25/2004	Nb-95	1.40E+01	1.30E+01	4.30E+01
MU	59	L7491-02	5/25/2004	Ru-103	-1.40E+01	1.20E+01	5.00E+01
MU	59	L7491-02	5/25/2004	Ru-106	-4.40E+01	7.00E+01	3.10E+02
MU	59	L7491-02	5/25/2004	Sb-124	2.50E+01	3.00E+01	1.10E+02
MU	59	L7491-02	5/25/2004	Sb-125	-2.10E+01	2.10E+01	9.10E+01
MU	59	L7491-02	5/25/2004	Se-75	-8.00E+00	1.10E+01	4.20E+01
MU	59	L7491-02	5/25/2004	Sr-89	1.38E+02	6.20E+01	2.10E+02
MU	59	L7491-02	5/25/2004	Sr-90	-1.60E+01	3.90E+01	1.30E+02
MU	59	L7491-02	5/25/2004	Zn-65	7.00E+00	1.30E+01	5.40E+01
MU	59	L7491-02	5/25/2004	Zr-95	2.00E+01	1.30E+01	4.20E+01
MU	59	L8486-02	11/23/2004	AcTh-228	-8.00E+00	4.50E+01	1.80E+02
MU	59	L8486-02	11/23/2004	Ag-108m	-1.60E+00	7.20E+00	2.90E+01
MU	59	L8486-02	11/23/2004	Ag-110m	-8.00E+00	1.40E+01	6.00E+01
MU	59	L8486-02	11/23/2004	Ba-140	-5.00E+01	3.50E+01	1.80E+02
MU	59	L8486-02	11/23/2004	Be-7	-6.00E+01	1.00E+02	4.10E+02
MU	59	L8486-02	11/23/2004	Ce-141	-3.70E+01	1.90E+01	7.50E+01
MU	59	L8486-02	11/23/2004	Ce-144	8.00E+00	4.90E+01	1.80E+02
MU	59	L8486-02	11/23/2004	Co-57	2.10E+00	6.30E+00	2.30E+01

*** Radioactivity detected in sample (i.e., concentration > 3 X standard deviation)**
+ Minimum Detectable Concentration > Lower Limit of Detection Requirement

Seabrook Station Radiological Environmental Monitoring Program Data - 2004

Sample Type	Station	LSN	End Date	Nuclide	Conc (pCi/kg)	Std.Dev. (pCi/kg)	MDC (pCi/kg)	
MU	59	L8486-02	11/23/2004	Co-58	1.10E+01	1.40E+01	5.20E+01	
MU	59	L8486-02	11/23/2004	Co-60	-7.00E+00	1.40E+01	6.10E+01	
MU	59	L8486-02	11/23/2004	Cr-51	-2.00E+01	1.40E+02	5.10E+02	
MU	59	L8486-02	11/23/2004	Cs-134	-9.00E+00	9.60E+00	4.40E+01	
MU	59	L8486-02	11/23/2004	Cs-137	8.00E+00	1.00E+01	3.60E+01	
MU	59	L8486-02	11/23/2004	Fe-59	2.00E+01	3.60E+01	1.40E+02	
MU	59	L8486-02	11/23/2004	I-131	-5.20E+01	5.50E+01	2.20E+02	
MU	59	L8486-02	11/23/2004	K-40	8.70E+02	2.30E+02	5.70E+02	*
MU	59	L8486-02	11/23/2004	La-140	-5.70E+01	4.10E+01	2.00E+02	
MU	59	L8486-02	11/23/2004	Mn-54	9.00E+00	1.30E+01	4.60E+01	
MU	59	L8486-02	11/23/2004	Nb-95	2.00E+00	1.70E+01	6.50E+01	
MU	59	L8486-02	11/23/2004	Ru-103	-3.20E+01	1.50E+01	6.50E+01	
MU	59	L8486-02	11/23/2004	Ru-106	-4.00E+01	1.00E+02	4.10E+02	
MU	59	L8486-02	11/23/2004	Sb-124	1.30E+01	2.80E+01	1.20E+02	
MU	59	L8486-02	11/23/2004	Sb-125	-5.00E+00	3.00E+01	1.10E+02	
MU	59	L8486-02	11/23/2004	Se-75	1.00E+01	1.20E+01	4.00E+01	
MU	59	L8486-02	11/23/2004	Sr-89	-5.20E+01	4.90E+01	9.70E+01	
MU	59	L8486-02	11/23/2004	Sr-90	-2.60E+01	1.30E+01	4.30E+01	
MU	59	L8486-02	11/23/2004	Zn-65	-1.40E+01	3.00E+01	1.20E+02	
MU	59	L8486-02	11/23/2004	Zr-95	-4.10E+01	1.90E+01	9.30E+01	
SE	2	L7496-01	5/27/2004	AcTh-228	1.94E+03	1.10E+02	2.80E+02	*
SE	2	L7496-01	5/27/2004	Ag-108m	-1.90E+01	1.80E+01	6.80E+01	
SE	2	L7496-01	5/27/2004	Ag-110m	3.00E+00	3.10E+01	1.10E+02	
SE	2	L7496-01	5/27/2004	Ba-140	-5.40E+02	6.00E+02	2.20E+03	
SE	2	L7496-01	5/27/2004	Be-7	1.10E+02	2.60E+02	9.00E+02	
SE	2	L7496-01	5/27/2004	Ce-141	4.00E+01	6.80E+01	2.30E+02	
SE	2	L7496-01	5/27/2004	Ce-144	7.00E+01	1.20E+02	4.10E+02	
SE	2	L7496-01	5/27/2004	Co-57	2.00E+00	1.60E+01	5.30E+01	
SE	2	L7496-01	5/27/2004	Co-58	-2.00E+01	3.00E+01	1.10E+02	
SE	2	L7496-01	5/27/2004	Co-60	9.00E+00	2.60E+01	9.50E+01	
SE	2	L7496-01	5/27/2004	Cr-51	-3.20E+02	3.50E+02	1.30E+03	
SE	2	L7496-01	5/27/2004	Cs-134	1.30E+01	1.90E+01	6.50E+01	
SE	2	L7496-01	5/27/2004	Cs-137	3.10E+01	2.10E+01	6.80E+01	
SE	2	L7496-01	5/27/2004	Fe-59	-1.27E+02	7.00E+01	2.90E+02	
SE	2	L7496-01	5/27/2004	I-131	-3.60E+02	5.00E+02	1.80E+03	
SE	2	L7496-01	5/27/2004	K-40	1.04E+04	6.90E+02	7.00E+02	*
SE	2	L7496-01	5/27/2004	La-140	1.00E+02	3.00E+02	1.10E+03	
SE	2	L7496-01	5/27/2004	Mn-54	1.40E+01	2.70E+01	9.50E+01	
SE	2	L7496-01	5/27/2004	Nb-95	-1.09E+02	5.80E+01	2.20E+02	
SE	2	L7496-01	5/27/2004	Ru-103	4.30E+01	3.80E+01	1.30E+02	
SE	2	L7496-01	5/27/2004	Ru-106	-4.40E+02	1.80E+02	7.30E+02	
SE	2	L7496-01	5/27/2004	Sb-124	-5.00E+01	4.40E+01	2.20E+02	
SE	2	L7496-01	5/27/2004	Sb-125	2.10E+01	5.90E+01	2.00E+02	
SE	2	L7496-01	5/27/2004	Se-75	-3.10E+01	2.70E+01	1.00E+02	
SE	2	L7496-01	5/27/2004	Zn-65	-2.00E+01	1.20E+02	4.20E+02	
SE	2	L7496-01	5/27/2004	Zr-95	-1.15E+04	7.10E+03	2.30E+04	
SE	2	L7496-02	5/27/2004	AcTh-228	1.88E+03	7.40E+01	2.20E+02	*
SE	2	L7496-02	5/27/2004	Ag-108m	-8.00E+00	1.20E+01	4.40E+01	
SE	2	L7496-02	5/27/2004	Ag-110m	-3.90E+01	1.90E+01	7.60E+01	
SE	2	L7496-02	5/27/2004	Ba-140	-1.00E+02	1.70E+02	6.20E+02	

*** Radioactivity detected in sample (i.e., concentration > 3 X standard deviation)**
+ Minimum Detectable Concentration > Lower Limit of Detection Requirement

Seabrook Station Radiological Environmental Monitoring Program Data - 2004

Sample Type	Station	LSN	End Date	Nuclide	Conc (pCi/kg)	Std.Dev. (pCi/kg)	MDC (pCi/kg)	
SE	2	L7496-02	5/27/2004	Be-7	-1.70E+02	1.80E+02	6.70E+02	
SE	2	L7496-02	5/27/2004	Ce-141	1.10E+02	5.20E+01	1.70E+02	
SE	2	L7496-02	5/27/2004	Ce-144	-1.10E+02	1.10E+02	3.60E+02	
SE	2	L7496-02	5/27/2004	Co-57	2.50E+01	1.30E+01	4.40E+01	
SE	2	L7496-02	5/27/2004	Co-58	-3.50E+01	2.10E+01	7.90E+01	
SE	2	L7496-02	5/27/2004	Co-60	-4.00E+00	2.10E+01	7.40E+01	
SE	2	L7496-02	5/27/2004	Cr-51	-2.00E+02	3.10E+02	1.10E+03	
SE	2	L7496-02	5/27/2004	Cs-134	2.60E+01	2.60E+01	8.80E+01	
SE	2	L7496-02	5/27/2004	Cs-137	-3.80E+01	1.70E+01	6.30E+01	
SE	2	L7496-02	5/27/2004	Fe-59	6.50E+01	6.90E+01	2.40E+02	
SE	2	L7496-02	5/27/2004	I-131	8.00E+01	4.50E+02	1.50E+03	
SE	2	L7496-02	5/27/2004	K-40	1.20E+04	5.30E+02	4.90E+02	*
SE	2	L7496-02	5/27/2004	La-140	-1.10E+02	1.90E+02	7.10E+02	
SE	2	L7496-02	5/27/2004	Mn-54	1.00E+00	1.50E+01	5.40E+01	
SE	2	L7496-02	5/27/2004	Nb-95	-2.10E+01	5.30E+01	1.90E+02	
SE	2	L7496-02	5/27/2004	Ru-103	0.00E+00	2.80E+01	9.70E+01	
SE	2	L7496-02	5/27/2004	Ru-106	3.00E+01	1.50E+02	5.30E+02	
SE	2	L7496-02	5/27/2004	Sb-124	5.10E+01	4.80E+01	1.70E+02	
SE	2	L7496-02	5/27/2004	Sb-125	-3.00E+00	4.30E+01	1.50E+02	
SE	2	L7496-02	5/27/2004	Se-75	-2.80E+01	2.10E+01	7.40E+01	
SE	2	L7496-02	5/27/2004	Zn-65	1.19E+02	7.60E+01	2.50E+02	
SE	2	L7496-02	5/27/2004	Zr-95	-2.50E+01	3.60E+01	1.30E+02	
SE	2	L7496-03	5/27/2004	AcTh-228	1.92E+03	5.80E+01	1.70E+02	*
SE	2	L7496-03	5/27/2004	Ag-108m	1.00E+00	1.10E+01	3.70E+01	
SE	2	L7496-03	5/27/2004	Ag-110m	-1.60E+01	1.70E+01	6.30E+01	
SE	2	L7496-03	5/27/2004	Ba-140	-3.00E+02	3.90E+02	1.40E+03	
SE	2	L7496-03	5/27/2004	Be-7	-6.00E+01	1.60E+02	5.60E+02	
SE	2	L7496-03	5/27/2004	Ce-141	-6.00E+00	4.60E+01	1.50E+02	
SE	2	L7496-03	5/27/2004	Ce-144	-7.20E+01	9.50E+01	3.20E+02	
SE	2	L7496-03	5/27/2004	Co-57	-5.00E+00	1.20E+01	4.10E+01	
SE	2	L7496-03	5/27/2004	Co-58	-3.10E+01	2.80E+01	9.80E+01	
SE	2	L7496-03	5/27/2004	Co-60	-1.00E+00	1.30E+01	4.50E+01	
SE	2	L7496-03	5/27/2004	Cr-51	-1.70E+02	2.70E+02	9.30E+02	
SE	2	L7496-03	5/27/2004	Cs-134	-7.00E+00	1.20E+01	4.30E+01	
SE	2	L7496-03	5/27/2004	Cs-137	-4.80E+01	1.30E+01	5.10E+01	
SE	2	L7496-03	5/27/2004	Fe-59	-4.80E+01	4.30E+01	1.60E+02	
SE	2	L7496-03	5/27/2004	I-131	-8.00E+02	3.50E+02	1.30E+03	
SE	2	L7496-03	5/27/2004	K-40	1.22E+04	4.10E+02	4.30E+02	*
SE	2	L7496-03	5/27/2004	La-140	9.00E+01	2.00E+02	6.70E+02	
SE	2	L7496-03	5/27/2004	Mn-54	1.50E+01	1.40E+01	4.80E+01	
SE	2	L7496-03	5/27/2004	Nb-95	-3.20E+01	4.10E+01	1.40E+02	
SE	2	L7496-03	5/27/2004	Ru-103	1.20E+01	2.40E+01	8.00E+01	
SE	2	L7496-03	5/27/2004	Ru-106	7.00E+01	1.10E+02	3.90E+02	
SE	2	L7496-03	5/27/2004	Sb-124	-1.00E+01	2.70E+01	1.10E+02	
SE	2	L7496-03	5/27/2004	Sb-125	-4.60E+01	3.30E+01	1.20E+02	
SE	2	L7496-03	5/27/2004	Se-75	-2.00E+01	2.10E+01	7.20E+01	
SE	2	L7496-03	5/27/2004	Zn-65	-2.00E+00	6.40E+01	2.20E+02	
SE	2	L7496-03	5/27/2004	Zr-95	3.00E+01	4.60E+02	1.50E+03	
SE	2	L8491-01	11/22/2004	AcTh-228	1.81E+03	7.50E+01	2.10E+02	*
SE	2	L8491-01	11/22/2004	Ag-108m	3.00E+00	1.50E+01	5.30E+01	
SE	2	L8491-01	11/22/2004	Ag-110m	1.40E+01	1.90E+01	6.60E+01	

*** Radioactivity detected in sample (i.e., concentration > 3 X standard deviation)**
+ Minimum Detectable Concentration > Lower Limit of Detection Requirement

Seabrook Station Radiological Environmental Monitoring Program Data - 2004

Sample Type	Station	LSN	End Date	Nuclide	Conc (pCi/kg)	Std.Dev. (pCi/kg)	MDC (pCi/kg)	
SE	2	L8491-01	11/22/2004	Ba-140	-1.90E+02	1.70E+02	6.10E+02	
SE	2	L8491-01	11/22/2004	Be-7	4.00E+01	1.80E+02	6.30E+02	
SE	2	L8491-01	11/22/2004	Ce-141	3.20E+01	4.80E+01	1.60E+02	
SE	2	L8491-01	11/22/2004	Ce-144	-2.30E+02	1.40E+02	4.70E+02	
SE	2	L8491-01	11/22/2004	Co-57	-6.00E+00	1.70E+01	5.80E+01	
SE	2	L8491-01	11/22/2004	Co-58	-4.30E+01	1.90E+01	7.30E+01	
SE	2	L8491-01	11/22/2004	Co-60	-2.00E+00	1.20E+01	4.50E+01	
SE	2	L8491-01	11/22/2004	Cr-51	1.40E+02	2.40E+02	8.20E+02	
SE	2	L8491-01	11/22/2004	Cs-134	9.00E+00	1.40E+01	4.80E+01	
SE	2	L8491-01	11/22/2004	Cs-137	-5.40E+01	1.70E+01	6.60E+01	
SE	2	L8491-01	11/22/2004	Fe-59	-2.20E+01	4.10E+01	1.50E+02	
SE	2	L8491-01	11/22/2004	I-131	6.00E+01	1.10E+02	3.90E+02	
SE	2	L8491-01	11/22/2004	K-40	1.14E+04	4.80E+02	5.30E+02	*
SE	2	L8491-01	11/22/2004	La-140	0.00E+00	1.10E+02	3.70E+02	
SE	2	L8491-01	11/22/2004	Mn-54	2.30E+01	1.60E+01	5.40E+01	
SE	2	L8491-01	11/22/2004	Nb-95	-3.50E+01	3.70E+01	1.30E+02	
SE	2	L8491-01	11/22/2004	Ru-103	-4.00E+00	2.00E+01	7.20E+01	
SE	2	L8491-01	11/22/2004	Ru-106	1.30E+02	1.50E+02	5.20E+02	
SE	2	L8491-01	11/22/2004	Sb-124	-1.80E+01	2.80E+01	1.10E+02	
SE	2	L8491-01	11/22/2004	Sb-125	3.60E+01	4.50E+01	1.50E+02	
SE	2	L8491-01	11/22/2004	Se-75	9.00E+00	2.30E+01	8.00E+01	
SE	2	L8491-01	11/22/2004	Zn-65	-3.10E+01	7.30E+01	2.50E+02	
SE	2	L8491-01	11/22/2004	Zr-95	-1.30E+02	4.50E+02	1.50E+03	
SE	2	L8491-02	11/22/2004	AcTh-228	2.54E+03	1.10E+02	3.40E+02	*
SE	2	L8491-02	11/22/2004	Ag-108m	9.00E+00	2.10E+01	7.20E+01	
SE	2	L8491-02	11/22/2004	Ag-110m	-1.70E+01	3.10E+01	1.10E+02	
SE	2	L8491-02	11/22/2004	Ba-140	2.90E+02	2.80E+02	9.30E+02	
SE	2	L8491-02	11/22/2004	Be-7	-2.50E+02	2.40E+02	8.80E+02	
SE	2	L8491-02	11/22/2004	Ce-141	2.70E+01	6.20E+01	2.10E+02	
SE	2	L8491-02	11/22/2004	Ce-144	-2.90E+02	3.60E+02	1.20E+03	
SE	2	L8491-02	11/22/2004	Co-57	3.80E+01	2.20E+01	7.30E+01	
SE	2	L8491-02	11/22/2004	Co-58	-2.50E+01	2.60E+01	9.80E+01	
SE	2	L8491-02	11/22/2004	Co-60	-3.20E+01	2.20E+01	8.80E+01	
SE	2	L8491-02	11/22/2004	Cr-51	6.00E+01	3.50E+02	1.20E+03	
SE	2	L8491-02	11/22/2004	Cs-134	-2.50E+01	2.40E+01	8.80E+01	
SE	2	L8491-02	11/22/2004	Cs-137	-2.70E+01	2.60E+01	9.60E+01	
SE	2	L8491-02	11/22/2004	Fe-59	-2.00E+01	5.30E+01	2.00E+02	
SE	2	L8491-02	11/22/2004	I-131	-3.00E+01	1.60E+02	5.60E+02	
SE	2	L8491-02	11/22/2004	K-40	1.15E+04	6.50E+02	8.70E+02	*
SE	2	L8491-02	11/22/2004	La-140	7.00E+01	1.40E+02	4.70E+02	
SE	2	L8491-02	11/22/2004	Mn-54	5.00E+00	2.60E+01	9.20E+01	
SE	2	L8491-02	11/22/2004	Nb-95	-9.40E+01	3.60E+01	1.40E+02	
SE	2	L8491-02	11/22/2004	Ru-103	-3.80E+01	3.00E+01	1.10E+02	
SE	2	L8491-02	11/22/2004	Ru-106	1.00E+02	2.10E+02	7.40E+02	
SE	2	L8491-02	11/22/2004	Sb-124	-1.00E+01	4.30E+01	1.70E+02	
SE	2	L8491-02	11/22/2004	Sb-125	5.70E+01	6.20E+01	2.10E+02	
SE	2	L8491-02	11/22/2004	Se-75	-3.30E+01	3.70E+01	1.30E+02	
SE	2	L8491-02	11/22/2004	Zn-65	2.00E+01	1.10E+02	3.80E+02	
SE	2	L8491-02	11/22/2004	Zr-95	-2.37E+04	7.20E+03	2.40E+04	
SE	2	L8491-03	11/22/2004	AcTh-228	1.51E+03	8.50E+01	2.90E+02	*
SE	2	L8491-03	11/22/2004	Ag-108m	7.00E+00	1.60E+01	5.50E+01	

*** Radioactivity detected in sample (i.e., concentration > 3 X standard deviation)**
+ Minimum Detectable Concentration > Lower Limit of Detection Requirement

Seabrook Station Radiological Environmental Monitoring Program Data - 2004

Sample Type	Station	LSN	End Date	Nuclide	Conc (pCi/kg)	Std.Dev. (pCi/kg)	MDC (pCi/kg)	
SE	2	L8491-03	11/22/2004	Ag-110m	2.40E+01	2.40E+01	8.10E+01	
SE	2	L8491-03	11/22/2004	Ba-140	8.00E+01	2.10E+02	7.30E+02	
SE	2	L8491-03	11/22/2004	Be-7	2.00E+02	2.00E+02	6.90E+02	
SE	2	L8491-03	11/22/2004	Ce-141	4.20E+01	4.50E+01	1.50E+02	
SE	2	L8491-03	11/22/2004	Ce-144	2.00E+01	1.10E+02	3.60E+02	
SE	2	L8491-03	11/22/2004	Co-57	9.00E+00	1.40E+01	4.70E+01	
SE	2	L8491-03	11/22/2004	Co-58	-6.10E+01	2.50E+01	1.00E+02	
SE	2	L8491-03	11/22/2004	Co-60	2.30E+01	1.80E+01	6.00E+01	
SE	2	L8491-03	11/22/2004	Cr-51	7.00E+01	2.20E+02	7.60E+02	
SE	2	L8491-03	11/22/2004	Cs-134	-1.60E+01	1.70E+01	6.30E+01	
SE	2	L8491-03	11/22/2004	Cs-137	2.00E+01	1.80E+01	6.30E+01	
SE	2	L8491-03	11/22/2004	Fe-59	-7.20E+01	5.30E+01	2.10E+02	
SE	2	L8491-03	11/22/2004	I-131	-1.10E+02	1.10E+02	4.00E+02	
SE	2	L8491-03	11/22/2004	K-40	1.23E+04	6.70E+02	6.90E+02	*
SE	2	L8491-03	11/22/2004	La-140	1.00E+02	1.00E+02	3.40E+02	
SE	2	L8491-03	11/22/2004	Mn-54	-5.00E+00	2.00E+01	7.40E+01	
SE	2	L8491-03	11/22/2004	Nb-95	-1.04E+02	3.70E+01	1.50E+02	
SE	2	L8491-03	11/22/2004	Ru-103	-5.00E+00	2.40E+01	8.50E+01	
SE	2	L8491-03	11/22/2004	Ru-106	2.00E+01	1.50E+02	5.30E+02	
SE	2	L8491-03	11/22/2004	Sb-124	4.30E+01	3.70E+01	1.30E+02	
SE	2	L8491-03	11/22/2004	Sb-125	-5.40E+01	4.70E+01	1.80E+02	
SE	2	L8491-03	11/22/2004	Se-75	-1.00E+00	2.50E+01	8.60E+01	
SE	2	L8491-03	11/22/2004	Zn-65	-1.50E+01	9.80E+01	3.40E+02	
SE	2	L8491-03	11/22/2004	Zr-95	-1.68E+04	4.70E+03	1.60E+04	
SE	7	L7496-07	5/24/2004	AcTh-228	2.12E+02	4.70E+01	1.90E+02	*
SE	7	L7496-07	5/24/2004	Ag-108m	5.20E+00	7.30E+00	2.50E+01	
SE	7	L7496-07	5/24/2004	Ag-110m	-8.00E+00	1.60E+01	5.80E+01	
SE	7	L7496-07	5/24/2004	Ba-140	-9.90E+01	9.10E+01	3.90E+02	
SE	7	L7496-07	5/24/2004	Be-7	-7.00E+01	1.20E+02	4.50E+02	
SE	7	L7496-07	5/24/2004	Ce-141	-5.00E+00	2.70E+01	9.50E+01	
SE	7	L7496-07	5/24/2004	Ce-144	5.00E+00	5.40E+01	1.80E+02	
SE	7	L7496-07	5/24/2004	Co-57	-9.30E+00	7.00E+00	2.50E+01	
SE	7	L7496-07	5/24/2004	Co-58	8.00E+00	1.30E+01	4.60E+01	
SE	7	L7496-07	5/24/2004	Co-60	-1.00E+00	1.70E+01	6.00E+01	
SE	7	L7496-07	5/24/2004	Cr-51	-6.00E+01	1.90E+02	6.60E+02	
SE	7	L7496-07	5/24/2004	Cs-134	1.20E+01	1.30E+01	4.30E+01	
SE	7	L7496-07	5/24/2004	Cs-137	-1.00E+01	1.00E+01	3.90E+01	
SE	7	L7496-07	5/24/2004	Fe-59	-1.26E+02	7.00E+01	2.70E+02	
SE	7	L7496-07	5/24/2004	I-131	-1.50E+02	3.30E+02	1.20E+03	
SE	7	L7496-07	5/24/2004	K-40	1.75E+04	5.80E+02	4.20E+02	*
SE	7	L7496-07	5/24/2004	La-140	-1.10E+02	1.00E+02	4.40E+02	
SE	7	L7496-07	5/24/2004	Mn-54	3.10E+01	1.10E+01	3.40E+01	
SE	7	L7496-07	5/24/2004	Nb-95	0.00E+00	2.30E+01	8.20E+01	
SE	7	L7496-07	5/24/2004	Ru-103	0.00E+00	1.50E+01	5.60E+01	
SE	7	L7496-07	5/24/2004	Ru-106	-1.38E+02	9.40E+01	3.60E+02	
SE	7	L7496-07	5/24/2004	Sb-124	1.50E+01	2.60E+01	9.80E+01	
SE	7	L7496-07	5/24/2004	Sb-125	3.70E+01	2.20E+01	7.20E+01	
SE	7	L7496-07	5/24/2004	Sc-75	2.40E+01	1.20E+01	4.00E+01	
SE	7	L7496-07	5/24/2004	Zn-65	-6.50E+01	3.40E+01	1.30E+02	
SE	7	L7496-07	5/24/2004	Zr-95	3.20E+01	2.30E+01	7.60E+01	
SE	7	L7496-08	5/24/2004	AcTh-228	2.61E+02	3.30E+01	1.20E+02	*

*** Radioactivity detected in sample (i.e., concentration > 3 X standard deviation)**
+ Minimum Detectable Concentration > Lower Limit of Detection Requirement

Seabrook Station Radiological Environmental Monitoring Program Data - 2004

Sample Type	Station	LSN	End Date	Nuclide	Conc (pCi/kg)	Std.Dev. (pCi/kg)	MDC (pCi/kg)	
SE	7	L7496-08	5/24/2004	Ag-108m	-8.90E+00	6.30E+00	2.30E+01	
SE	7	L7496-08	5/24/2004	Ag-110m	-1.40E+01	1.20E+01	4.50E+01	
SE	7	L7496-08	5/24/2004	Ba-140	-3.90E+02	2.80E+02	1.00E+03	
SE	7	L7496-08	5/24/2004	Be-7	1.70E+01	9.40E+01	3.30E+02	
SE	7	L7496-08	5/24/2004	Ce-141	9.00E+00	2.50E+01	8.50E+01	
SE	7	L7496-08	5/24/2004	Ce-144	-1.00E+02	5.10E+01	1.80E+02	
SE	7	L7496-08	5/24/2004	Co-57	1.01E+01	6.30E+00	2.10E+01	
SE	7	L7496-08	5/24/2004	Co-58	-2.00E+00	1.20E+01	4.10E+01	
SE	7	L7496-08	5/24/2004	Co-60	-4.40E+00	9.20E+00	3.40E+01	
SE	7	L7496-08	5/24/2004	Cr-51	-1.00E+01	1.70E+02	5.80E+02	
SE	7	L7496-08	5/24/2004	Cs-134	5.60E+01	3.40E+01	1.10E+02	
SE	7	L7496-08	5/24/2004	Cs-137	7.10E+00	7.80E+00	2.60E+01	
SE	7	L7496-08	5/24/2004	Fe-59	-6.90E+01	3.80E+01	1.40E+02	
SE	7	L7496-08	5/24/2004	I-131	-3.40E+02	2.70E+02	9.80E+02	
SE	7	L7496-08	5/24/2004	K-40	1.83E+04	4.50E+02	3.40E+02	*
SE	7	L7496-08	5/24/2004	La-140	3.00E+01	1.20E+02	4.30E+02	
SE	7	L7496-08	5/24/2004	Mn-54	-1.17E+01	9.80E+00	3.60E+01	
SE	7	L7496-08	5/24/2004	Nb-95	5.00E+00	2.00E+01	7.10E+01	
SE	7	L7496-08	5/24/2004	Ru-103	1.70E+01	1.60E+01	5.50E+01	
SE	7	L7496-08	5/24/2004	Ru-106	-5.00E+01	7.80E+01	2.80E+02	
SE	7	L7496-08	5/24/2004	Sb-124	-2.10E+01	2.10E+01	8.60E+01	
SE	7	L7496-08	5/24/2004	Sb-125	-7.00E+00	2.10E+01	7.40E+01	
SE	7	L7496-08	5/24/2004	Se-75	-1.00E+00	1.20E+01	4.00E+01	
SE	7	L7496-08	5/24/2004	Zn-65	-6.00E+01	2.60E+01	1.00E+02	
SE	7	L7496-08	5/24/2004	Zr-95	-1.20E+01	3.90E+01	1.40E+02	
SE	7	L7496-09	5/24/2004	AcTh-228	8.40E+01	3.50E+01	1.10E+02	
SE	7	L7496-09	5/24/2004	Ag-108m	-4.00E+00	6.60E+00	2.50E+01	
SE	7	L7496-09	5/24/2004	Ag-110m	-3.30E+01	1.50E+01	6.30E+01	
SE	7	L7496-09	5/24/2004	Ba-140	2.20E+02	3.00E+02	1.00E+03	
SE	7	L7496-09	5/24/2004	Be-7	-2.40E+02	1.30E+02	4.90E+02	
SE	7	L7496-09	5/24/2004	Ce-141	3.90E+01	2.60E+01	8.70E+01	
SE	7	L7496-09	5/24/2004	Ce-144	4.70E+01	4.40E+01	1.50E+02	
SE	7	L7496-09	5/24/2004	Co-57	-3.10E+00	5.60E+00	2.00E+01	
SE	7	L7496-09	5/24/2004	Co-58	-1.80E+01	1.70E+01	6.30E+01	
SE	7	L7496-09	5/24/2004	Co-60	8.00E+00	1.30E+01	4.50E+01	
SE	7	L7496-09	5/24/2004	Cr-51	1.70E+02	1.70E+02	5.70E+02	
SE	7	L7496-09	5/24/2004	Cs-134	-2.10E+00	8.20E+00	3.00E+01	
SE	7	L7496-09	5/24/2004	Cs-137	9.90E+00	9.90E+00	3.40E+01	
SE	7	L7496-09	5/24/2004	Fe-59	-1.10E+01	4.60E+01	1.70E+02	
SE	7	L7496-09	5/24/2004	I-131	-2.40E+02	2.70E+02	1.00E+03	
SE	7	L7496-09	5/24/2004	K-40	1.62E+04	5.80E+02	4.50E+02	*
SE	7	L7496-09	5/24/2004	La-140	-5.00E+01	1.80E+02	2.40E+03	
SE	7	L7496-09	5/24/2004	Mn-54	5.00E+00	1.10E+01	3.80E+01	
SE	7	L7496-09	5/24/2004	Nb-95	-6.00E+00	2.40E+01	8.90E+01	
SE	7	L7496-09	5/24/2004	Ru-103	2.30E+01	1.70E+01	5.70E+01	
SE	7	L7496-09	5/24/2004	Ru-106	-4.40E+01	7.80E+01	2.90E+02	
SE	7	L7496-09	5/24/2004	Sb-124	8.00E+00	2.50E+01	9.80E+01	
SE	7	L7496-09	5/24/2004	Sb-125	-5.00E+00	2.30E+01	8.30E+01	
SE	7	L7496-09	5/24/2004	Se-75	-1.00E+00	1.20E+01	4.10E+01	
SE	7	L7496-09	5/24/2004	Zn-65	-2.60E+01	3.40E+01	1.30E+02	
SE	7	L7496-09	5/24/2004	Zr-95	-3.00E+01	3.60E+01	1.30E+02	

*** Radioactivity detected in sample (i.e., concentration > 3 X standard deviation)**
+ Minimum Detectable Concentration > Lower Limit of Detection Requirement

Seabrook Station Radiological Environmental Monitoring Program Data - 2004

Sample Type	Station	LSN	End Date	Nuclide	Conc (pCi/kg)	Std.Dev. (pCi/kg)	MDC (pCi/kg)	
SE	7	L8491-04	11/23/2004	AcTh-228	3.87E+02	9.10E+01	2.50E+02	*
SE	7	L8491-04	11/23/2004	Ag-108m	1.90E+01	1.20E+01	4.10E+01	
SE	7	L8491-04	11/23/2004	Ag-110m	-2.00E+01	2.50E+01	9.80E+01	
SE	7	L8491-04	11/23/2004	Ba-140	1.20E+02	1.20E+02	4.30E+02	
SE	7	L8491-04	11/23/2004	Be-7	4.00E+01	1.40E+02	5.00E+02	
SE	7	L8491-04	11/23/2004	Ce-141	5.30E+01	3.00E+01	9.80E+01	
SE	7	L8491-04	11/23/2004	Ce-144	1.13E+02	9.30E+01	3.10E+02	
SE	7	L8491-04	11/23/2004	Co-57	-1.00E+01	1.10E+01	4.00E+01	
SE	7	L8491-04	11/23/2004	Co-58	6.00E+00	2.00E+01	7.10E+01	
SE	7	L8491-04	11/23/2004	Co-60	3.10E+01	1.70E+01	5.20E+01	
SE	7	L8491-04	11/23/2004	Cr-51	-3.60E+02	2.10E+02	8.00E+02	
SE	7	L8491-04	11/23/2004	Cs-134	3.00E+00	1.60E+01	5.60E+01	
SE	7	L8491-04	11/23/2004	Cs-137	-1.00E+01	1.60E+01	6.10E+01	
SE	7	L8491-04	11/23/2004	Fe-59	3.90E+01	4.40E+01	1.50E+02	
SE	7	L8491-04	11/23/2004	I-131	9.60E+01	8.20E+01	2.80E+02	
SE	7	L8491-04	11/23/2004	K-40	1.71E+04	8.20E+02	6.70E+02	*
SE	7	L8491-04	11/23/2004	La-140	1.20E+01	8.70E+01	3.10E+02	
SE	7	L8491-04	11/23/2004	Mn-54	-1.60E+01	1.60E+01	6.40E+01	
SE	7	L8491-04	11/23/2004	Nb-95	-3.90E+01	2.10E+01	9.00E+01	
SE	7	L8491-04	11/23/2004	Ru-103	-1.10E+01	1.90E+01	7.40E+01	
SE	7	L8491-04	11/23/2004	Ru-106	-9.00E+01	1.40E+02	5.50E+02	
SE	7	L8491-04	11/23/2004	Sb-124	-1.20E+01	1.20E+01	8.60E+01	
SE	7	L8491-04	11/23/2004	Sb-125	-1.60E+01	4.00E+01	1.50E+02	
SE	7	L8491-04	11/23/2004	Se-75	-1.00E+01	1.70E+01	6.40E+01	
SE	7	L8491-04	11/23/2004	Zn-65	-1.95E+02	4.90E+01	2.20E+02	
SE	7	L8491-04	11/23/2004	Zr-95	-1.00E+01	4.70E+01	1.80E+02	
SE	7	L8491-05	11/23/2004	AcTh-228	2.45E+02	5.70E+01	2.10E+02	*
SE	7	L8491-05	11/23/2004	Ag-108m	2.00E+00	1.00E+01	3.60E+01	
SE	7	L8491-05	11/23/2004	Ag-110m	-1.30E+01	1.50E+01	5.80E+01	
SE	7	L8491-05	11/23/2004	Ba-140	1.00E+02	1.10E+02	3.90E+02	
SE	7	L8491-05	11/23/2004	Be-7	-1.80E+02	1.30E+02	4.80E+02	
SE	7	L8491-05	11/23/2004	Ce-141	0.00E+00	2.70E+01	9.40E+01	
SE	7	L8491-05	11/23/2004	Ce-144	1.18E+02	7.30E+01	2.40E+02	
SE	7	L8491-05	11/23/2004	Co-57	-1.11E+01	9.20E+00	3.30E+01	
SE	7	L8491-05	11/23/2004	Co-58	1.60E+01	1.30E+01	4.50E+01	
SE	7	L8491-05	11/23/2004	Co-60	-1.00E+01	1.00E+01	4.20E+01	
SE	7	L8491-05	11/23/2004	Cr-51	1.60E+02	1.30E+02	4.40E+02	
SE	7	L8491-05	11/23/2004	Cs-134	1.10E+01	1.10E+01	3.70E+01	
SE	7	L8491-05	11/23/2004	Cs-137	2.40E+01	1.10E+01	3.60E+01	
SE	7	L8491-05	11/23/2004	Fe-59	-1.30E+01	3.70E+01	1.30E+02	
SE	7	L8491-05	11/23/2004	I-131	1.20E+02	6.60E+01	2.10E+02	
SE	7	L8491-05	11/23/2004	K-40	1.47E+04	5.40E+02	3.70E+02	*
SE	7	L8491-05	11/23/2004	La-140	4.10E+01	6.10E+01	2.10E+02	
SE	7	L8491-05	11/23/2004	Mn-54	-2.40E+01	1.10E+01	4.70E+01	
SE	7	L8491-05	11/23/2004	Nb-95	-1.30E+01	1.60E+01	6.00E+01	
SE	7	L8491-05	11/23/2004	Ru-103	-3.40E+01	1.60E+01	6.20E+01	
SE	7	L8491-05	11/23/2004	Ru-106	-2.00E+01	1.10E+02	4.10E+02	
SE	7	L8491-05	11/23/2004	Sb-124	6.00E+00	2.00E+01	7.90E+01	
SE	7	L8491-05	11/23/2004	Sb-125	-6.00E+00	2.80E+01	1.00E+02	
SE	7	L8491-05	11/23/2004	Se-75	5.00E+00	1.60E+01	5.50E+01	
SE	7	L8491-05	11/23/2004	Zn-65	-1.00E+01	3.50E+01	1.30E+02	

*** Radioactivity detected in sample (i.e., concentration > 3 X standard deviation)**
+ Minimum Detectable Concentration > Lower Limit of Detection Requirement

Seabrook Station Radiological Environmental Monitoring Program Data - 2004

Sample Type	Station	LSN	End Date	Nuclide	Conc (pCi/kg)	Std.Dev. (pCi/kg)	MDC (pCi/kg)	
SE	7	L8491-05	11/23/2004	Zr-95	-1.10E+01	3.50E+01	1.30E+02	
SE	7	L8491-06	11/23/2004	AcTh-228	3.06E+02	5.20E+01	1.90E+02	*
SE	7	L8491-06	11/23/2004	Ag-108m	-1.90E+01	1.00E+01	4.00E+01	
SE	7	L8491-06	11/23/2004	Ag-110m	-5.00E+00	1.90E+01	7.10E+01	
SE	7	L8491-06	11/23/2004	Ba-140	2.90E+02	1.40E+02	4.40E+02	
SE	7	L8491-06	11/23/2004	Be-7	3.00E+01	1.10E+02	3.90E+02	
SE	7	L8491-06	11/23/2004	Ce-141	0.00E+00	2.70E+01	9.60E+01	
SE	7	L8491-06	11/23/2004	Ce-144	-1.18E+02	8.20E+01	3.00E+02	
SE	7	L8491-06	11/23/2004	Co-57	-1.40E+00	9.80E+00	3.40E+01	
SE	7	L8491-06	11/23/2004	Co-58	7.00E+00	1.40E+01	5.00E+01	
SE	7	L8491-06	11/23/2004	Co-60	-1.20E+01	1.10E+01	4.80E+01	
SE	7	L8491-06	11/23/2004	Cr-51	3.30E+02	1.60E+02	5.10E+02	
SE	7	L8491-06	11/23/2004	Cs-134	-8.00E+00	1.20E+01	4.40E+01	
SE	7	L8491-06	11/23/2004	Cs-137	1.10E+01	1.20E+01	4.10E+01	
SE	7	L8491-06	11/23/2004	Fe-59	1.30E+01	4.40E+01	1.60E+02	
SE	7	L8491-06	11/23/2004	I-131	-6.60E+01	7.30E+01	2.70E+02	
SE	7	L8491-06	11/23/2004	K-40	1.51E+04	6.20E+02	5.20E+02	*
SE	7	L8491-06	11/23/2004	La-140	2.80E+01	6.20E+01	2.20E+02	
SE	7	L8491-06	11/23/2004	Mn-54	6.00E+00	1.20E+01	4.40E+01	
SE	7	L8491-06	11/23/2004	Nb-95	2.60E+01	2.10E+01	7.20E+01	
SE	7	L8491-06	11/23/2004	Ru-103	-2.20E+01	1.90E+01	7.30E+01	
SE	7	L8491-06	11/23/2004	Ru-106	-2.70E+02	1.20E+02	5.00E+02	
SE	7	L8491-06	11/23/2004	Sb-124	1.50E+01	1.50E+01	5.50E+01	
SE	7	L8491-06	11/23/2004	Sb-125	-1.60E+01	3.00E+01	1.10E+02	
SE	7	L8491-06	11/23/2004	Se-75	2.00E+00	1.80E+01	6.20E+01	
SE	7	L8491-06	11/23/2004	Zn-65	-1.02E+02	4.10E+01	1.60E+02	
SE	7	L8491-06	11/23/2004	Zr-95	-2.80E+01	3.90E+01	1.50E+02	
SE	8	L7496-10	5/24/2004	AcTh-228	5.70E+02	4.40E+01	1.60E+02	*
SE	8	L7496-10	5/24/2004	Ag-108m	1.99E+01	8.10E+00	2.60E+01	
SE	8	L7496-10	5/24/2004	Ag-110m	4.00E+00	1.20E+01	4.30E+01	
SE	8	L7496-10	5/24/2004	Ba-140	5.00E+02	2.80E+02	9.00E+02	
SE	8	L7496-10	5/24/2004	Be-7	-1.00E+01	1.20E+02	4.20E+02	
SE	8	L7496-10	5/24/2004	Ce-141	-7.00E+00	3.40E+01	1.20E+02	
SE	8	L7496-10	5/24/2004	Ce-144	-1.60E+02	6.70E+01	2.40E+02	
SE	8	L7496-10	5/24/2004	Co-57	7.20E+00	8.60E+00	2.90E+01	
SE	8	L7496-10	5/24/2004	Co-58	1.00E+01	1.30E+01	4.50E+01	
SE	8	L7496-10	5/24/2004	Co-60	-2.60E+01	9.70E+00	4.00E+01	
SE	8	L7496-10	5/24/2004	Cr-51	-9.00E+01	2.10E+02	7.50E+02	
SE	8	L7496-10	5/24/2004	Cs-134	-2.30E+01	4.10E+01	1.40E+02	
SE	8	L7496-10	5/24/2004	Cs-137	-1.53E+01	9.70E+00	3.60E+01	
SE	8	L7496-10	5/24/2004	Fe-59	-4.00E+00	3.50E+01	1.30E+02	
SE	8	L7496-10	5/24/2004	I-131	2.30E+02	3.50E+02	1.20E+03	
SE	8	L7496-10	5/24/2004	K-40	1.30E+04	4.10E+02	3.30E+02	*
SE	8	L7496-10	5/24/2004	La-140	-3.00E+01	1.60E+02	5.60E+02	
SE	8	L7496-10	5/24/2004	Mn-54	4.70E+00	8.80E+00	3.10E+01	
SE	8	L7496-10	5/24/2004	Nb-95	-3.20E+01	3.00E+01	1.10E+02	
SE	8	L7496-10	5/24/2004	Ru-103	1.10E+01	1.50E+01	5.10E+01	
SE	8	L7496-10	5/24/2004	Ru-106	-7.60E+01	8.80E+01	3.20E+02	
SE	8	L7496-10	5/24/2004	Sb-124	-3.50E+01	2.20E+01	9.80E+01	
SE	8	L7496-10	5/24/2004	Sb-125	-4.30E+01	2.40E+01	9.00E+01	
SE	8	L7496-10	5/24/2004	Se-75	1.40E+01	1.30E+01	4.40E+01	

*** Radioactivity detected in sample (i.e., concentration > 3 X standard deviation)**
+ Minimum Detectable Concentration > Lower Limit of Detection Requirement

Seabrook Station Radiological Environmental Monitoring Program Data - 2004

Sample Type	Station	LSN	End Date	Nuclide	Conc (pCi/kg)	Std.Dev. (pCi/kg)	MDC (pCi/kg)	
SE	8	L7496-10	5/24/2004	Zn-65	-1.00E+01	4.80E+01	1.70E+02	
SE	8	L7496-10	5/24/2004	Zr-95	3.00E+01	2.00E+02	6.60E+02	
SE	8	L7496-11	5/24/2004	AcTh-228	6.30E+02	5.50E+01	1.90E+02	*
SE	8	L7496-11	5/24/2004	Ag-108m	9.20E+00	9.10E+00	3.10E+01	
SE	8	L7496-11	5/24/2004	Ag-110m	1.00E+01	1.70E+01	6.00E+01	
SE	8	L7496-11	5/24/2004	Ba-140	-1.20E+02	1.20E+02	4.90E+02	
SE	8	L7496-11	5/24/2004	Be-7	5.00E+01	1.60E+02	5.60E+02	
SE	8	L7496-11	5/24/2004	Ce-141	1.16E+02	4.00E+01	1.30E+02	
SE	8	L7496-11	5/24/2004	Ce-144	-7.80E+01	7.70E+01	2.70E+02	
SE	8	L7496-11	5/24/2004	Co-57	5.40E+00	9.60E+00	3.20E+01	
SE	8	L7496-11	5/24/2004	Co-58	-1.80E+01	1.60E+01	6.30E+01	
SE	8	L7496-11	5/24/2004	Co-60	9.00E+00	1.80E+01	6.20E+01	
SE	8	L7496-11	5/24/2004	Cr-51	2.80E+02	2.70E+02	9.20E+02	
SE	8	L7496-11	5/24/2004	Cs-134	4.20E+01	1.60E+01	4.80E+01	
SE	8	L7496-11	5/24/2004	Cs-137	-2.70E+01	1.40E+01	5.40E+01	
SE	8	L7496-11	5/24/2004	Fe-59	4.80E+01	6.70E+01	2.40E+02	
SE	8	L7496-11	5/24/2004	I-131	4.00E+01	4.50E+02	1.60E+03	
SE	8	L7496-11	5/24/2004	K-40	1.35E+04	5.70E+02	5.30E+02	*
SE	8	L7496-11	5/24/2004	La-140	-1.40E+02	1.40E+02	5.70E+02	
SE	8	L7496-11	5/24/2004	Mn-54	9.00E+00	1.40E+01	4.90E+01	
SE	8	L7496-11	5/24/2004	Nb-95	1.00E+00	2.80E+01	1.00E+02	
SE	8	L7496-11	5/24/2004	Ru-103	-1.00E+01	2.20E+01	8.00E+01	
SE	8	L7496-11	5/24/2004	Ru-106	-1.10E+02	1.20E+02	4.60E+02	
SE	8	L7496-11	5/24/2004	Sb-124	9.00E+00	3.30E+01	1.30E+02	
SE	8	L7496-11	5/24/2004	Sb-125	3.00E+00	3.20E+01	1.10E+02	
SE	8	L7496-11	5/24/2004	Se-75	1.00E+00	2.00E+01	7.10E+01	
SE	8	L7496-11	5/24/2004	Zn-65	1.70E+01	3.40E+01	1.20E+02	
SE	8	L7496-11	5/24/2004	Zr-95	-3.00E+00	3.10E+01	1.10E+02	
SE	8	L7496-12	5/24/2004	AcTh-228	5.71E+02	6.40E+01	2.20E+02	*
SE	8	L7496-12	5/24/2004	Ag-108m	-1.50E+01	1.10E+01	4.10E+01	
SE	8	L7496-12	5/24/2004	Ag-110m	9.00E+00	2.00E+01	7.20E+01	
SE	8	L7496-12	5/24/2004	Ba-140	2.90E+02	4.90E+02	1.70E+03	
SE	8	L7496-12	5/24/2004	Be-7	-1.20E+02	1.50E+02	5.90E+02	
SE	8	L7496-12	5/24/2004	Ce-141	-3.90E+01	4.60E+01	1.60E+02	
SE	8	L7496-12	5/24/2004	Ce-144	-6.70E+01	9.10E+01	3.20E+02	
SE	8	L7496-12	5/24/2004	Co-57	2.10E+01	1.10E+01	3.50E+01	
SE	8	L7496-12	5/24/2004	Co-58	1.40E+01	1.90E+01	6.70E+01	
SE	8	L7496-12	5/24/2004	Co-60	-5.00E+00	1.50E+01	6.00E+01	
SE	8	L7496-12	5/24/2004	Cr-51	-2.70E+02	3.00E+02	1.10E+03	
SE	8	L7496-12	5/24/2004	Cs-134	-1.30E+01	1.60E+01	5.80E+01	
SE	8	L7496-12	5/24/2004	Cs-137	-1.10E+01	1.40E+01	5.30E+01	
SE	8	L7496-12	5/24/2004	Fe-59	-8.00E+00	5.80E+01	2.20E+02	
SE	8	L7496-12	5/24/2004	I-131	4.50E+02	4.80E+02	1.60E+03	
SE	8	L7496-12	5/24/2004	K-40	1.20E+04	6.00E+02	5.80E+02	*
SE	8	L7496-12	5/24/2004	La-140	1.70E+02	2.30E+02	3.80E+03	
SE	8	L7496-12	5/24/2004	Mn-54	-6.00E+00	1.60E+01	5.90E+01	
SE	8	L7496-12	5/24/2004	Nb-95	3.30E+01	3.20E+01	1.10E+02	
SE	8	L7496-12	5/24/2004	Ru-103	3.00E+00	2.30E+01	8.30E+01	
SE	8	L7496-12	5/24/2004	Ru-106	1.80E+02	1.30E+02	4.40E+02	
SE	8	L7496-12	5/24/2004	Sb-124	8.00E+01	3.00E+01	3.10E+01	
SE	8	L7496-12	5/24/2004	Sb-125	-6.30E+01	3.30E+01	1.30E+02	

*** Radioactivity detected in sample (i.e., concentration > 3 X standard deviation)**
+ Minimum Detectable Concentration > Lower Limit of Detection Requirement

Seabrook Station Radiological Environmental Monitoring Program Data - 2004

Sample Type	Station	LSN	End Date	Nuclide	Conc (pCi/kg)	Std.Dev. (pCi/kg)	MDC (pCi/kg)	
SE	8	L7496-12	5/24/2004	Se-75	-2.00E+00	2.10E+01	7.20E+01	
SE	8	L7496-12	5/24/2004	Zn-65	7.70E+01	6.80E+01	2.30E+02	
SE	8	L7496-12	5/24/2004	Zr-95	-8.00E+01	4.60E+01	1.90E+02	
SE	8	L8491-07	11/23/2004	AcTh-228	2.61E+02	6.50E+01	2.30E+02	*
SE	8	L8491-07	11/23/2004	Ag-108m	2.20E+01	1.10E+01	3.40E+01	
SE	8	L8491-07	11/23/2004	Ag-110m	3.20E+01	2.20E+01	7.10E+01	
SE	8	L8491-07	11/23/2004	Ba-140	2.30E+02	1.70E+02	5.50E+02	
SE	8	L8491-07	11/23/2004	Be-7	-3.40E+02	1.40E+02	5.80E+02	
SE	8	L8491-07	11/23/2004	Ce-141	-4.60E+01	2.80E+01	1.00E+02	
SE	8	L8491-07	11/23/2004	Ce-144	-1.28E+02	8.20E+01	3.00E+02	
SE	8	L8491-07	11/23/2004	Co-57	7.00E+00	1.10E+01	3.70E+01	
SE	8	L8491-07	11/23/2004	Co-58	-3.00E+00	1.60E+01	5.90E+01	
SE	8	L8491-07	11/23/2004	Co-60	1.70E+01	1.60E+01	5.60E+01	
SE	8	L8491-07	11/23/2004	Cr-51	-4.00E+01	1.70E+02	6.10E+02	
SE	8	L8491-07	11/23/2004	Cs-134	1.40E+01	2.30E+01	7.80E+01	
SE	8	L8491-07	11/23/2004	Cs-137	1.50E+01	1.40E+01	4.90E+01	
SE	8	L8491-07	11/23/2004	Fe-59	-7.00E+01	4.00E+01	1.60E+02	
SE	8	L8491-07	11/23/2004	I-131	4.60E+01	8.70E+01	3.00E+02	
SE	8	L8491-07	11/23/2004	K-40	1.87E+04	7.60E+02	5.60E+02	*
SE	8	L8491-07	11/23/2004	La-140	-2.00E+01	7.50E+01	2.80E+02	
SE	8	L8491-07	11/23/2004	Mn-54	-7.00E+00	1.60E+01	6.00E+01	
SE	8	L8491-07	11/23/2004	Nb-95	2.50E+01	2.20E+01	7.40E+01	
SE	8	L8491-07	11/23/2004	Ru-103	1.90E+01	1.80E+01	6.00E+01	
SE	8	L8491-07	11/23/2004	Ru-106	2.40E+02	1.30E+02	4.30E+02	
SE	8	L8491-07	11/23/2004	Sb-124	3.70E+01	2.20E+01	6.70E+01	
SE	8	L8491-07	11/23/2004	Sb-125	1.80E+01	3.30E+01	1.20E+02	
SE	8	L8491-07	11/23/2004	Se-75	2.00E+00	1.90E+01	6.70E+01	
SE	8	L8491-07	11/23/2004	Zn-65	-1.24E+02	4.20E+01	1.80E+02	
SE	8	L8491-07	11/23/2004	Zr-95	-8.50E+01	3.50E+01	1.50E+02	
SE	8	L8491-08	11/23/2004	AcTh-228	3.22E+02	6.40E+01	2.10E+02	*
SE	8	L8491-08	11/23/2004	Ag-108m	3.00E+00	1.10E+01	4.00E+01	
SE	8	L8491-08	11/23/2004	Ag-110m	-4.00E+00	2.20E+01	8.30E+01	
SE	8	L8491-08	11/23/2004	Ba-140	1.40E+02	1.40E+02	5.00E+02	
SE	8	L8491-08	11/23/2004	Be-7	0.00E+00	1.30E+02	4.90E+02	
SE	8	L8491-08	11/23/2004	Ce-141	-3.30E+01	2.60E+01	9.50E+01	
SE	8	L8491-08	11/23/2004	Ce-144	8.00E+01	6.80E+01	2.30E+02	
SE	8	L8491-08	11/23/2004	Co-57	1.70E+00	8.60E+00	3.00E+01	
SE	8	L8491-08	11/23/2004	Co-58	1.40E+01	1.70E+01	6.10E+01	
SE	8	L8491-08	11/23/2004	Co-60	4.00E+00	1.40E+01	5.20E+01	
SE	8	L8491-08	11/23/2004	Cr-51	1.50E+02	1.60E+02	5.50E+02	
SE	8	L8491-08	11/23/2004	Cs-134	1.10E+01	1.50E+01	5.20E+01	
SE	8	L8491-08	11/23/2004	Cs-137	2.00E+00	1.40E+01	5.30E+01	
SE	8	L8491-08	11/23/2004	Fe-59	4.30E+01	4.90E+01	1.70E+02	
SE	8	L8491-08	11/23/2004	I-131	-2.50E+01	6.40E+01	2.40E+02	
SE	8	L8491-08	11/23/2004	K-40	1.91E+04	8.30E+02	5.90E+02	*
SE	8	L8491-08	11/23/2004	La-140	-1.10E+01	7.60E+01	2.80E+02	
SE	8	L8491-08	11/23/2004	Mn-54	7.00E+00	1.70E+01	6.10E+01	
SE	8	L8491-08	11/23/2004	Nb-95	-1.80E+01	1.80E+01	7.40E+01	
SE	8	L8491-08	11/23/2004	Ru-103	-1.00E+01	1.80E+01	6.80E+01	
SE	8	L8491-08	11/23/2004	Ru-106	-2.30E+02	1.20E+02	4.90E+02	
SE	8	L8491-08	11/23/2004	Sb-124	0.00E+00	2.20E+01	1.00E+02	

*** Radioactivity detected in sample (i.e., concentration > 3 X standard deviation)**
+ Minimum Detectable Concentration > Lower Limit of Detection Requirement

Seabrook Station Radiological Environmental Monitoring Program Data - 2004

Sample Type	Station	LSN	End Date	Nuclide	Conc (pCi/kg)	Std.Dev. (pCi/kg)	MDC (pCi/kg)	
SE	8	L8491-08	11/23/2004	Sb-125	4.20E+01	3.60E+01	1.20E+02	
SE	8	L8491-08	11/23/2004	Se-75	1.00E+01	1.60E+01	5.60E+01	
SE	8	L8491-08	11/23/2004	Zn-65	-6.20E+01	4.70E+01	1.80E+02	
SE	8	L8491-08	11/23/2004	Zr-95	-8.50E+01	4.20E+01	1.70E+02	
SE	8	L8491-09	11/23/2004	AcTh-228	2.39E+02	8.50E+01	2.60E+02	
SE	8	L8491-09	11/23/2004	Ag-108m	5.00E+00	1.10E+01	3.80E+01	
SE	8	L8491-09	11/23/2004	Ag-110m	-4.00E+00	2.20E+01	8.50E+01	
SE	8	L8491-09	11/23/2004	Ba-140	0.00E+00	1.70E+02	6.10E+02	
SE	8	L8491-09	11/23/2004	Be-7	1.80E+02	1.20E+02	4.00E+02	
SE	8	L8491-09	11/23/2004	Ce-141	-4.30E+01	2.80E+01	1.00E+02	
SE	8	L8491-09	11/23/2004	Ce-144	-7.00E+01	8.30E+01	3.00E+02	
SE	8	L8491-09	11/23/2004	Co-57	6.00E+00	1.00E+01	3.50E+01	
SE	8	L8491-09	11/23/2004	Co-58	6.00E+00	1.90E+01	6.90E+01	
SE	8	L8491-09	11/23/2004	Co-60	2.00E+01	1.90E+01	6.60E+01	
SE	8	L8491-09	11/23/2004	Cr-51	-1.20E+02	2.00E+02	7.30E+02	
SE	8	L8491-09	11/23/2004	Cs-134	1.10E+01	1.40E+01	5.00E+01	
SE	8	L8491-09	11/23/2004	Cs-137	1.00E+01	1.90E+01	6.60E+01	
SE	8	L8491-09	11/23/2004	Fe-59	-3.70E+01	5.00E+01	1.90E+02	
SE	8	L8491-09	11/23/2004	I-131	-1.52E+02	8.90E+01	3.50E+02	
SE	8	L8491-09	11/23/2004	K-40	2.00E+04	8.60E+02	6.70E+02	*
SE	8	L8491-09	11/23/2004	La-140	-5.60E+01	7.40E+01	2.90E+02	
SE	8	L8491-09	11/23/2004	Mn-54	5.00E+00	1.60E+01	5.90E+01	
SE	8	L8491-09	11/23/2004	Nb-95	-7.00E+00	2.10E+01	8.00E+01	
SE	8	L8491-09	11/23/2004	Ru-103	-1.30E+01	2.00E+01	7.70E+01	
SE	8	L8491-09	11/23/2004	Ru-106	-1.70E+02	1.50E+02	6.00E+02	
SE	8	L8491-09	11/23/2004	Sb-124	-2.20E+01	1.60E+01	1.00E+02	
SE	8	L8491-09	11/23/2004	Sb-125	2.50E+01	3.60E+01	1.30E+02	
SE	8	L8491-09	11/23/2004	Se-75	-7.00E+00	1.70E+01	6.10E+01	
SE	8	L8491-09	11/23/2004	Zn-65	-8.90E+01	4.90E+01	2.00E+02	
SE	8	L8491-09	11/23/2004	Zr-95	-1.26E+02	4.80E+01	2.00E+02	
SE	52	L7496-04	5/27/2004	AcTh-228	3.46E+02	6.20E+01	2.10E+02	*
SE	52	L7496-04	5/27/2004	Ag-108m	-2.20E+01	1.00E+01	4.10E+01	
SE	52	L7496-04	5/27/2004	Ag-110m	-1.80E+01	1.80E+01	7.50E+01	
SE	52	L7496-04	5/27/2004	Ba-140	3.20E+02	2.80E+02	9.70E+02	
SE	52	L7496-04	5/27/2004	Be-7	6.00E+01	1.30E+02	4.70E+02	
SE	52	L7496-04	5/27/2004	Ce-141	-3.80E+01	3.40E+01	1.20E+02	
SE	52	L7496-04	5/27/2004	Ce-144	-1.30E+01	5.80E+01	2.10E+02	
SE	52	L7496-04	5/27/2004	Co-57	6.70E+00	7.60E+00	2.60E+01	
SE	52	L7496-04	5/27/2004	Co-58	-2.00E+00	1.90E+01	7.00E+01	
SE	52	L7496-04	5/27/2004	Co-60	2.80E+01	1.80E+01	6.10E+01	
SE	52	L7496-04	5/27/2004	Cr-51	-9.00E+01	2.10E+02	7.80E+02	
SE	52	L7496-04	5/27/2004	Cs-134	2.70E+01	1.60E+01	4.80E+01	
SE	52	L7496-04	5/27/2004	Cs-137	-1.00E+01	1.40E+01	5.50E+01	
SE	52	L7496-04	5/27/2004	Fe-59	6.20E+01	6.40E+01	2.20E+02	
SE	52	L7496-04	5/27/2004	I-131	-5.00E+01	3.00E+02	1.10E+03	
SE	52	L7496-04	5/27/2004	K-40	1.69E+04	7.60E+02	6.50E+02	*
SE	52	L7496-04	5/27/2004	La-140	1.00E+02	1.90E+02	2.40E+03	
SE	52	L7496-04	5/27/2004	Mn-54	1.00E+01	1.60E+01	5.60E+01	
SE	52	L7496-04	5/27/2004	Nb-95	1.80E+01	3.40E+01	1.20E+02	
SE	52	L7496-04	5/27/2004	Ru-103	2.70E+01	2.20E+01	7.50E+01	
SE	52	L7496-04	5/27/2004	Ru-106	0.00E+00	7.90E+01	3.10E+02	

*** Radioactivity detected in sample (i.e., concentration > 3 X standard deviation)**
+ Minimum Detectable Concentration > Lower Limit of Detection Requirement

Seabrook Station Radiological Environmental Monitoring Program Data - 2004

Sample Type	Station	LSN	End Date	Nuclide	Conc (pCi/kg)	Std.Dev. (pCi/kg)	MDC (pCi/kg)	
SE	52	L7496-04	5/27/2004	Sb-124	2.60E+01	4.00E+01	1.50E+02	
SE	52	L7496-04	5/27/2004	Sb-125	-8.00E+00	3.20E+01	1.20E+02	
SE	52	L7496-04	5/27/2004	Se-75	1.60E+01	1.60E+01	5.30E+01	
SE	52	L7496-04	5/27/2004	Zn-65	-5.40E+01	4.70E+01	1.80E+02	
SE	52	L7496-04	5/27/2004	Zr-95	-5.00E+01	5.20E+01	2.00E+02	
SE	52	L7496-05	5/27/2004	AcTh-228	3.65E+02	4.30E+01	1.70E+02	*
SE	52	L7496-05	5/27/2004	Ag-108m	-1.05E+01	8.90E+00	3.30E+01	
SE	52	L7496-05	5/27/2004	Ag-110m	1.70E+01	1.50E+01	5.20E+01	
SE	52	L7496-05	5/27/2004	Ba-140	1.80E+02	2.70E+02	9.40E+02	
SE	52	L7496-05	5/27/2004	Be-7	-1.00E+01	1.20E+02	4.40E+02	
SE	52	L7496-05	5/27/2004	Ce-141	-3.40E+01	3.40E+01	1.20E+02	
SE	52	L7496-05	5/27/2004	Ce-144	1.90E+01	7.00E+01	2.40E+02	
SE	52	L7496-05	5/27/2004	Co-57	-3.80E+00	8.80E+00	3.00E+01	
SE	52	L7496-05	5/27/2004	Co-58	-1.20E+01	1.30E+01	5.00E+01	
SE	52	L7496-05	5/27/2004	Co-60	8.40E+00	9.90E+00	3.50E+01	
SE	52	L7496-05	5/27/2004	Cr-51	-9.00E+01	2.10E+02	7.40E+02	
SE	52	L7496-05	5/27/2004	Cs-134	-7.40E+00	9.20E+00	3.40E+01	
SE	52	L7496-05	5/27/2004	Cs-137	-6.00E+00	1.10E+01	3.90E+01	
SE	52	L7496-05	5/27/2004	Fe-59	1.60E+01	4.00E+01	1.40E+02	
SE	52	L7496-05	5/27/2004	I-131	5.00E+01	3.00E+02	1.10E+03	
SE	52	L7496-05	5/27/2004	K-40	1.82E+04	5.60E+02	3.50E+02	*
SE	52	L7496-05	5/27/2004	La-140	-1.20E+02	1.50E+02	5.50E+02	
SE	52	L7496-05	5/27/2004	Mn-54	5.00E+00	1.20E+01	4.20E+01	
SE	52	L7496-05	5/27/2004	Nb-95	-2.70E+01	2.50E+01	9.20E+01	
SE	52	L7496-05	5/27/2004	Ru-103	1.30E+01	1.70E+01	5.90E+01	
SE	52	L7496-05	5/27/2004	Ru-106	8.20E+01	9.50E+01	3.30E+02	
SE	52	L7496-05	5/27/2004	Sb-124	-4.00E+00	2.30E+01	9.50E+01	
SE	52	L7496-05	5/27/2004	Sb-125	1.70E+01	2.80E+01	9.80E+01	
SE	52	L7496-05	5/27/2004	Se-75	5.00E+00	1.40E+01	5.00E+01	
SE	52	L7496-05	5/27/2004	Zn-65	-1.14E+02	3.10E+01	1.30E+02	
SE	52	L7496-05	5/27/2004	Zr-95	1.50E+01	3.70E+01	1.30E+02	
SE	52	L7496-06	5/27/2004	AcTh-228	2.92E+02	4.70E+01	1.80E+02	*
SE	52	L7496-06	5/27/2004	Ag-108m	-9.00E-01	8.60E+00	3.10E+01	
SE	52	L7496-06	5/27/2004	Ag-110m	2.10E+01	1.90E+01	6.30E+01	
SE	52	L7496-06	5/27/2004	Ba-140	-6.50E+02	3.40E+02	1.30E+03	
SE	52	L7496-06	5/27/2004	Be-7	1.10E+02	1.30E+02	4.60E+02	
SE	52	L7496-06	5/27/2004	Ce-141	5.40E+01	3.20E+01	1.00E+02	
SE	52	L7496-06	5/27/2004	Ce-144	-1.30E+01	6.60E+01	2.30E+02	
SE	52	L7496-06	5/27/2004	Co-57	-3.00E-01	7.90E+00	2.70E+01	
SE	52	L7496-06	5/27/2004	Co-58	1.10E+01	1.50E+01	5.10E+01	
SE	52	L7496-06	5/27/2004	Co-60	8.00E+00	1.20E+01	4.20E+01	
SE	52	L7496-06	5/27/2004	Cr-51	7.00E+01	2.20E+02	7.60E+02	
SE	52	L7496-06	5/27/2004	Cs-134	1.48E+01	9.60E+00	3.50E+01	
SE	52	L7496-06	5/27/2004	Cs-137	8.00E+00	1.00E+01	3.60E+01	
SE	52	L7496-06	5/27/2004	Fe-59	-5.90E+01	4.30E+01	1.70E+02	
SE	52	L7496-06	5/27/2004	I-131	-5.70E+02	3.00E+02	1.10E+03	
SE	52	L7496-06	5/27/2004	K-40	1.65E+04	6.10E+02	5.20E+02	*
SE	52	L7496-06	5/27/2004	La-140	-2.00E+01	1.60E+02	5.70E+02	
SE	52	L7496-06	5/27/2004	Mn-54	-1.10E+01	1.30E+01	4.80E+01	
SE	52	L7496-06	5/27/2004	Nb-95	2.30E+01	2.30E+01	7.70E+01	
SE	52	L7496-06	5/27/2004	Ru-103	1.50E+01	1.70E+01	5.80E+01	

*** Radioactivity detected in sample (i.e., concentration > 3 X standard deviation)**
+ Minimum Detectable Concentration > Lower Limit of Detection Requirement

Seabrook Station Radiological Environmental Monitoring Program Data - 2004

Sample Type	Station	LSN	End Date	Nuclide	Conc (pCi/kg)	Std.Dev. (pCi/kg)	MDC (pCi/kg)	
SE	52	L7496-06	5/27/2004	Ru-106	1.30E+02	1.10E+02	3.60E+02	
SE	52	L7496-06	5/27/2004	Sb-124	-8.00E+00	2.70E+01	1.20E+02	
SE	52	L7496-06	5/27/2004	Sb-125	1.20E+01	2.90E+01	1.00E+02	
SE	52	L7496-06	5/27/2004	Se-75	2.30E+01	1.50E+01	5.10E+01	
SE	52	L7496-06	5/27/2004	Zn-65	-3.60E+01	3.30E+01	1.30E+02	
SE	52	L7496-06	5/27/2004	Zr-95	-4.20E+01	3.60E+01	1.40E+02	
SE	52	L8491-10	11/22/2004	AcTh-228	1.71E+03	7.20E+01	2.30E+02	*
SE	52	L8491-10	11/22/2004	Ag-108m	-1.00E+00	1.60E+01	5.50E+01	
SE	52	L8491-10	11/22/2004	Ag-110m	-1.40E+01	2.00E+01	7.60E+01	
SE	52	L8491-10	11/22/2004	Ba-140	-4.50E+02	2.00E+02	7.50E+02	
SE	52	L8491-10	11/22/2004	Be-7	-1.10E+02	1.90E+02	6.70E+02	
SE	52	L8491-10	11/22/2004	Ce-141	3.00E+00	5.10E+01	1.70E+02	
SE	52	L8491-10	11/22/2004	Ce-144	1.00E+02	1.20E+02	4.10E+02	
SE	52	L8491-10	11/22/2004	Co-57	-1.00E+00	1.60E+01	5.40E+01	
SE	52	L8491-10	11/22/2004	Co-58	-2.90E+01	1.80E+01	6.80E+01	
SE	52	L8491-10	11/22/2004	Co-60	-7.00E+00	1.30E+01	5.20E+01	
SE	52	L8491-10	11/22/2004	Cr-51	1.00E+02	2.40E+02	8.20E+02	
SE	52	L8491-10	11/22/2004	Cs-134	-2.40E+01	1.60E+01	5.80E+01	
SE	52	L8491-10	11/22/2004	Cs-137	-7.00E+00	1.60E+01	5.90E+01	
SE	52	L8491-10	11/22/2004	Fe-59	6.70E+01	4.40E+01	1.40E+02	
SE	52	L8491-10	11/22/2004	I-131	6.00E+01	1.00E+02	3.60E+02	
SE	52	L8491-10	11/22/2004	K-40	1.04E+04	5.00E+02	6.60E+02	*
SE	52	L8491-10	11/22/2004	La-140	-3.00E+01	1.10E+02	3.90E+02	
SE	52	L8491-10	11/22/2004	Mn-54	2.00E+01	1.80E+01	6.20E+01	
SE	52	L8491-10	11/22/2004	Nb-95	-2.00E+00	3.90E+01	1.30E+02	
SE	52	L8491-10	11/22/2004	Ru-103	2.60E+01	2.40E+01	8.00E+01	
SE	52	L8491-10	11/22/2004	Ru-106	-3.00E+01	1.50E+02	5.30E+02	
SE	52	L8491-10	11/22/2004	Sb-124	2.00E+01	2.70E+01	9.90E+01	
SE	52	L8491-10	11/22/2004	Sb-125	6.50E+01	4.60E+01	1.50E+02	
SE	52	L8491-10	11/22/2004	Se-75	2.20E+01	2.50E+01	8.40E+01	
SE	52	L8491-10	11/22/2004	Zn-65	3.80E+01	7.20E+01	2.40E+02	
SE	52	L8491-10	11/22/2004	Zr-95	-6.00E+01	5.10E+02	1.70E+03	
SE	52	L8491-11	11/22/2004	AcTh-228	8.97E+02	6.70E+01	2.30E+02	*
SE	52	L8491-11	11/22/2004	Ag-108m	-2.00E+00	1.20E+01	4.20E+01	
SE	52	L8491-11	11/22/2004	Ag-110m	2.10E+01	1.90E+01	6.60E+01	
SE	52	L8491-11	11/22/2004	Ba-140	-5.30E+01	3.90E+01	1.60E+02	
SE	52	L8491-11	11/22/2004	Be-7	1.50E+02	1.50E+02	5.10E+02	
SE	52	L8491-11	11/22/2004	Ce-141	-2.20E+01	3.70E+01	1.30E+02	
SE	52	L8491-11	11/22/2004	Ce-144	-9.00E+01	1.10E+02	3.80E+02	
SE	52	L8491-11	11/22/2004	Co-57	2.00E+00	1.40E+01	4.80E+01	
SE	52	L8491-11	11/22/2004	Co-58	-2.70E+01	1.60E+01	6.30E+01	
SE	52	L8491-11	11/22/2004	Co-60	1.50E+01	1.40E+01	4.80E+01	
SE	52	L8491-11	11/22/2004	Cr-51	1.00E+02	2.10E+02	7.30E+02	
SE	52	L8491-11	11/22/2004	Cs-134	3.50E+01	2.00E+01	6.50E+01	
SE	52	L8491-11	11/22/2004	Cs-137	-9.00E+00	1.40E+01	5.10E+01	
SE	52	L8491-11	11/22/2004	Fe-59	1.40E+01	5.00E+01	1.80E+02	
SE	52	L8491-11	11/22/2004	I-131	1.50E+02	9.60E+01	3.20E+02	
SE	52	L8491-11	11/22/2004	K-40	1.24E+04	5.30E+02	5.00E+02	*
SE	52	L8491-11	11/22/2004	La-140	-6.10E+01	4.50E+01	1.90E+02	
SE	52	L8491-11	11/22/2004	Mn-54	1.00E+01	1.40E+01	4.90E+01	
SE	52	L8491-11	11/22/2004	Nb-95	1.60E+01	3.40E+01	1.20E+02	

*** Radioactivity detected in sample (i.e., concentration > 3 X standard deviation)**
+ Minimum Detectable Concentration > Lower Limit of Detection Requirement

Seabrook Station Radiological Environmental Monitoring Program Data - 2004

Sample Type	Station	LSN	End Date	Nuclide	Conc (pCi/kg)	Std.Dev. (pCi/kg)	MDC (pCi/kg)	
SE	52	L8491-11	11/22/2004	Ru-103	0.00E+00	2.20E+01	7.60E+01	
SE	52	L8491-11	11/22/2004	Ru-106	1.00E+01	1.20E+02	4.40E+02	
SE	52	L8491-11	11/22/2004	Sb-124	-5.30E+01	2.90E+01	1.30E+02	
SE	52	L8491-11	11/22/2004	Sb-125	1.00E+01	3.70E+01	1.30E+02	
SE	52	L8491-11	11/22/2004	Se-75	-4.20E+01	2.20E+01	7.90E+01	
SE	52	L8491-11	11/22/2004	Zn-65	3.20E+01	6.50E+01	2.20E+02	
SE	52	L8491-11	11/22/2004	Zr-95	-2.00E+01	3.00E+01	1.10E+02	
SE	52	L8491-12	11/22/2004	AcTh-228	8.50E+02	6.40E+01	1.80E+02	*
SE	52	L8491-12	11/22/2004	Ag-108m	1.00E+00	1.30E+01	4.50E+01	
SE	52	L8491-12	11/22/2004	Ag-110m	4.00E+00	1.70E+01	6.20E+01	
SE	52	L8491-12	11/22/2004	Ba-140	-1.30E+01	4.60E+01	1.70E+02	
SE	52	L8491-12	11/22/2004	Be-7	-1.40E+02	1.50E+02	5.40E+02	
SE	52	L8491-12	11/22/2004	Ce-141	-9.00E+00	3.80E+01	1.30E+02	
SE	52	L8491-12	11/22/2004	Ce-144	1.60E+02	1.10E+02	3.70E+02	
SE	52	L8491-12	11/22/2004	Co-57	2.60E+01	1.30E+01	4.40E+01	
SE	52	L8491-12	11/22/2004	Co-58	-7.00E+00	1.50E+01	5.60E+01	
SE	52	L8491-12	11/22/2004	Co-60	-6.00E+00	1.20E+01	4.70E+01	
SE	52	L8491-12	11/22/2004	Cr-51	1.70E+02	2.10E+02	7.10E+02	
SE	52	L8491-12	11/22/2004	Cs-134	1.40E+01	1.70E+01	5.80E+01	
SE	52	L8491-12	11/22/2004	Cs-137	7.00E+00	1.30E+01	4.60E+01	
SE	52	L8491-12	11/22/2004	Fe-59	6.40E+01	4.40E+01	1.40E+02	
SE	52	L8491-12	11/22/2004	I-131	1.06E+02	9.70E+01	3.30E+02	
SE	52	L8491-12	11/22/2004	K-40	1.28E+04	5.20E+02	4.50E+02	*
SE	52	L8491-12	11/22/2004	La-140	-1.50E+01	5.30E+01	2.00E+02	
SE	52	L8491-12	11/22/2004	Mn-54	1.70E+01	1.40E+01	4.50E+01	
SE	52	L8491-12	11/22/2004	Nb-95	2.00E+01	2.20E+01	7.50E+01	
SE	52	L8491-12	11/22/2004	Ru-103	0.00E+00	1.80E+01	6.30E+01	
SE	52	L8491-12	11/22/2004	Ru-106	3.00E+01	1.30E+02	4.50E+02	
SE	52	L8491-12	11/22/2004	Sb-124	-6.00E+00	2.90E+01	1.10E+02	
SE	52	L8491-12	11/22/2004	Sb-125	8.00E+00	4.20E+01	1.50E+02	
SE	52	L8491-12	11/22/2004	Se-75	2.90E+01	2.10E+01	6.80E+01	
SE	52	L8491-12	11/22/2004	Zn-65	-3.00E+01	6.40E+01	2.20E+02	
SE	52	L8491-12	11/22/2004	Zr-95	-1.60E+01	2.70E+01	1.00E+02	
SE	57	L7496-13	5/24/2004	AcTh-228	2.64E+02	5.50E+01	2.20E+02	*
SE	57	L7496-13	5/24/2004	Ag-108m	-2.62E+01	9.30E+00	4.00E+01	
SE	57	L7496-13	5/24/2004	Ag-110m	1.00E+01	1.90E+01	6.80E+01	
SE	57	L7496-13	5/24/2004	Ba-140	-4.00E+01	4.10E+02	1.50E+03	
SE	57	L7496-13	5/24/2004	Be-7	-4.00E+01	1.50E+02	5.50E+02	
SE	57	L7496-13	5/24/2004	Ce-141	-3.40E+01	3.40E+01	1.20E+02	
SE	57	L7496-13	5/24/2004	Ce-144	7.00E+00	5.60E+01	2.00E+02	
SE	57	L7496-13	5/24/2004	Co-57	-1.70E+00	7.20E+00	2.60E+01	
SE	57	L7496-13	5/24/2004	Co-58	-1.40E+01	1.80E+01	7.00E+01	
SE	57	L7496-13	5/24/2004	Co-60	-1.80E+01	1.70E+01	6.90E+01	
SE	57	L7496-13	5/24/2004	Cr-51	4.80E+02	2.30E+02	7.10E+02	
SE	57	L7496-13	5/24/2004	Cs-134	8.00E+00	1.10E+01	3.70E+01	
SE	57	L7496-13	5/24/2004	Cs-137	-1.20E+01	1.40E+01	5.30E+01	
SE	57	L7496-13	5/24/2004	Fe-59	4.70E+01	4.90E+01	1.70E+02	
SE	57	L7496-13	5/24/2004	I-131	-1.90E+02	3.50E+02	1.30E+03	
SE	57	L7496-13	5/24/2004	K-40	1.36E+04	6.80E+02	5.40E+02	*
SE	57	L7496-13	5/24/2004	La-140	-6.00E+01	1.90E+02	7.30E+02	
SE	57	L7496-13	5/24/2004	Mn-54	-3.00E+00	1.30E+01	5.00E+01	

*** Radioactivity detected in sample (i.e., concentration > 3 X standard deviation)**
+ Minimum Detectable Concentration > Lower Limit of Detection Requirement

Seabrook Station Radiological Environmental Monitoring Program Data - 2004

Sample Type	Station	LSN	End Date	Nuclide	Conc (pCi/kg)	Std.Dev. (pCi/kg)	MDC (pCi/kg)	
SE	57	L7496-13	5/24/2004	Nb-95	-5.90E+01	3.10E+01	1.30E+02	
SE	57	L7496-13	5/24/2004	Ru-103	1.00E+01	1.90E+01	7.00E+01	
SE	57	L7496-13	5/24/2004	Ru-106	-5.00E+01	1.00E+02	3.90E+02	
SE	57	L7496-13	5/24/2004	Sb-124	2.70E+01	2.70E+01	7.80E+02	
SE	57	L7496-13	5/24/2004	Sb-125	-3.30E+01	2.80E+01	1.10E+02	
SE	57	L7496-13	5/24/2004	Se-75	-1.20E+01	1.40E+01	5.40E+01	
SE	57	L7496-13	5/24/2004	Zn-65	-1.41E+02	4.40E+01	1.90E+02	
SE	57	L7496-13	5/24/2004	Zr-95	-6.30E+01	5.10E+01	2.00E+02	
SE	57	L7496-14	5/24/2004	AcTh-228	3.19E+02	5.50E+01	2.20E+02	*
SE	57	L7496-14	5/24/2004	Ag-108m	8.90E+00	9.00E+00	3.10E+01	
SE	57	L7496-14	5/24/2004	Ag-110m	2.60E+01	2.00E+01	6.60E+01	
SE	57	L7496-14	5/24/2004	Ba-140	1.70E+02	3.80E+02	1.40E+03	
SE	57	L7496-14	5/24/2004	Be-7	-4.00E+01	1.50E+02	5.70E+02	
SE	57	L7496-14	5/24/2004	Ce-141	-1.20E+01	3.70E+01	1.30E+02	
SE	57	L7496-14	5/24/2004	Ce-144	-2.00E+00	7.40E+01	2.60E+02	
SE	57	L7496-14	5/24/2004	Co-57	3.70E+00	9.40E+00	3.20E+01	
SE	57	L7496-14	5/24/2004	Co-58	3.80E+01	1.70E+01	5.20E+01	
SE	57	L7496-14	5/24/2004	Co-60	-1.20E+01	1.70E+01	6.70E+01	
SE	57	L7496-14	5/24/2004	Cr-51	-3.00E+01	2.30E+02	8.20E+02	
SE	57	L7496-14	5/24/2004	Cs-134	1.10E+01	1.70E+01	5.70E+01	
SE	57	L7496-14	5/24/2004	Cs-137	1.30E+01	1.40E+01	4.90E+01	
SE	57	L7496-14	5/24/2004	Fe-59	-3.60E+01	5.90E+01	2.30E+02	
SE	57	L7496-14	5/24/2004	I-131	4.00E+02	4.10E+02	1.40E+03	
SE	57	L7496-14	5/24/2004	K-40	1.38E+04	6.70E+02	5.10E+02	*
SE	57	L7496-14	5/24/2004	La-140	-1.10E+02	2.10E+02	7.90E+02	
SE	57	L7496-14	5/24/2004	Mn-54	-1.00E+01	1.20E+01	4.90E+01	
SE	57	L7496-14	5/24/2004	Nb-95	-1.30E+01	2.60E+01	1.00E+02	
SE	57	L7496-14	5/24/2004	Ru-103	-2.80E+01	2.00E+01	8.00E+01	
SE	57	L7496-14	5/24/2004	Ru-106	-8.00E+01	1.20E+02	4.60E+02	
SE	57	L7496-14	5/24/2004	Sb-124	-3.80E+01	2.80E+01	1.50E+02	
SE	57	L7496-14	5/24/2004	Sb-125	1.20E+01	2.80E+01	9.90E+01	
SE	57	L7496-14	5/24/2004	Se-75	1.00E+01	1.60E+01	5.60E+01	
SE	57	L7496-14	5/24/2004	Zn-65	0.00E+00	4.30E+01	1.60E+02	
SE	57	L7496-14	5/24/2004	Zr-95	-9.40E+01	4.80E+01	1.90E+02	
SE	57	L7496-15	5/24/2004	AcTh-228	4.48E+02	4.80E+01	1.70E+02	*
SE	57	L7496-15	5/24/2004	Ag-108m	2.60E+00	7.90E+00	2.80E+01	
SE	57	L7496-15	5/24/2004	Ag-110m	1.80E+01	1.40E+01	4.70E+01	
SE	57	L7496-15	5/24/2004	Ba-140	-4.20E+02	2.60E+02	1.00E+03	
SE	57	L7496-15	5/24/2004	Be-7	-1.60E+02	1.40E+02	5.00E+02	
SE	57	L7496-15	5/24/2004	Ce-141	1.05E+02	3.70E+01	1.20E+02	
SE	57	L7496-15	5/24/2004	Ce-144	-1.40E+02	7.30E+01	2.60E+02	
SE	57	L7496-15	5/24/2004	Co-57	-7.00E+00	1.00E+01	3.50E+01	
SE	57	L7496-15	5/24/2004	Co-58	-2.00E+01	1.40E+01	5.60E+01	
SE	57	L7496-15	5/24/2004	Co-60	-2.10E+01	1.20E+01	4.90E+01	
SE	57	L7496-15	5/24/2004	Cr-51	1.80E+02	2.30E+02	8.00E+02	
SE	57	L7496-15	5/24/2004	Cs-134	-2.30E+01	4.40E+01	1.50E+02	
SE	57	L7496-15	5/24/2004	Cs-137	-3.00E+00	1.00E+01	3.80E+01	
SE	57	L7496-15	5/24/2004	Fe-59	-3.20E+01	3.90E+01	1.50E+02	
SE	57	L7496-15	5/24/2004	I-131	-2.70E+02	4.10E+02	1.50E+03	
SE	57	L7496-15	5/24/2004	K-40	1.42E+04	4.90E+02	4.40E+02	*
SE	57	L7496-15	5/24/2004	La-140	1.10E+02	1.80E+02	6.10E+02	

*** Radioactivity detected in sample (i.e., concentration > 3 X standard deviation)**
+ Minimum Detectable Concentration > Lower Limit of Detection Requirement

Seabrook Station Radiological Environmental Monitoring Program Data - 2004

Sample Type	Station	LSN	End Date	Nuclide	Conc (pCi/kg)	Std.Dev. (pCi/kg)	MDC (pCi/kg)	
SE	57	L7496-15	5/24/2004	Mn-54	2.00E+00	1.10E+01	3.80E+01	
SE	57	L7496-15	5/24/2004	Nb-95	-3.00E+00	2.50E+01	8.80E+01	
SE	57	L7496-15	5/24/2004	Ru-103	0.00E+00	1.70E+01	6.00E+01	
SE	57	L7496-15	5/24/2004	Ru-106	-6.00E+01	9.60E+01	3.50E+02	
SE	57	L7496-15	5/24/2004	Sb-124	-1.00E+01	2.20E+01	9.60E+01	
SE	57	L7496-15	5/24/2004	Sb-125	5.50E+01	2.50E+01	7.80E+01	
SE	57	L7496-15	5/24/2004	Se-75	2.30E+01	1.50E+01	4.80E+01	
SE	57	L7496-15	5/24/2004	Zn-65	4.10E+01	5.50E+01	1.90E+02	
SE	57	L7496-15	5/24/2004	Zr-95	-3.70E+01	4.70E+01	1.80E+02	
SE	57	L8491-13	11/23/2004	AcTh-228	4.31E+02	5.30E+01	1.80E+02	*
SE	57	L8491-13	11/23/2004	Ag-108m	0.00E+00	1.00E+01	3.70E+01	
SE	57	L8491-13	11/23/2004	Ag-110m	-1.00E+01	1.70E+01	6.70E+01	
SE	57	L8491-13	11/23/2004	Ba-140	-1.40E+02	1.40E+02	5.20E+02	
SE	57	L8491-13	11/23/2004	Be-7	1.00E+02	1.10E+02	4.00E+02	
SE	57	L8491-13	11/23/2004	Ce-141	2.80E+01	2.60E+01	8.50E+01	
SE	57	L8491-13	11/23/2004	Ce-144	-6.50E+01	7.90E+01	2.80E+02	
SE	57	L8491-13	11/23/2004	Co-57	8.00E+00	9.50E+00	3.20E+01	
SE	57	L8491-13	11/23/2004	Co-58	9.00E+00	1.30E+01	4.50E+01	
SE	57	L8491-13	11/23/2004	Co-60	2.00E+00	1.60E+01	5.80E+01	
SE	57	L8491-13	11/23/2004	Cr-51	-1.30E+02	1.60E+02	5.90E+02	
SE	57	L8491-13	11/23/2004	Cs-134	-2.00E+00	1.30E+01	4.60E+01	
SE	57	L8491-13	11/23/2004	Cs-137	-6.00E+00	1.20E+01	4.60E+01	
SE	57	L8491-13	11/23/2004	Fe-59	-5.10E+01	3.60E+01	1.40E+02	
SE	57	L8491-13	11/23/2004	I-131	-1.19E+02	7.00E+01	2.70E+02	
SE	57	L8491-13	11/23/2004	K-40	1.51E+04	6.10E+02	4.40E+02	*
SE	57	L8491-13	11/23/2004	La-140	-1.60E+01	6.40E+01	7.50E+02	
SE	57	L8491-13	11/23/2004	Mn-54	2.00E+00	1.40E+01	5.00E+01	
SE	57	L8491-13	11/23/2004	Nb-95	-3.30E+01	1.60E+01	6.70E+01	
SE	57	L8491-13	11/23/2004	Ru-103	-4.00E+00	1.50E+01	5.50E+01	
SE	57	L8491-13	11/23/2004	Ru-106	-1.00E+01	1.20E+02	4.50E+02	
SE	57	L8491-13	11/23/2004	Sb-124	0.00E+00	2.80E+01	1.10E+02	
SE	57	L8491-13	11/23/2004	Sb-125	-2.50E+01	3.00E+01	1.10E+02	
SE	57	L8491-13	11/23/2004	Se-75	1.10E+01	1.70E+01	5.90E+01	
SE	57	L8491-13	11/23/2004	Zn-65	-7.40E+01	3.50E+01	1.40E+02	
SE	57	L8491-13	11/23/2004	Zr-95	-2.00E+01	3.20E+01	1.20E+02	
SE	57	L8491-14	11/23/2004	AcTh-228	3.57E+02	6.90E+01	2.10E+02	*
SE	57	L8491-14	11/23/2004	Ag-108m	-1.60E+01	1.10E+01	4.30E+01	
SE	57	L8491-14	11/23/2004	Ag-110m	4.00E+00	2.10E+01	7.70E+01	
SE	57	L8491-14	11/23/2004	Ba-140	-1.00E+02	1.30E+02	5.10E+02	
SE	57	L8491-14	11/23/2004	Be-7	-1.90E+02	1.20E+02	4.90E+02	
SE	57	L8491-14	11/23/2004	Ce-141	-1.60E+01	2.60E+01	9.20E+01	
SE	57	L8491-14	11/23/2004	Ce-144	4.60E+01	6.60E+01	2.30E+02	
SE	57	L8491-14	11/23/2004	Co-57	2.60E+00	8.40E+00	2.90E+01	
SE	57	L8491-14	11/23/2004	Co-58	2.70E+01	1.80E+01	5.90E+01	
SE	57	L8491-14	11/23/2004	Co-60	-5.00E+00	1.70E+01	6.60E+01	
SE	57	L8491-14	11/23/2004	Cr-51	-7.00E+01	1.40E+02	5.10E+02	
SE	57	L8491-14	11/23/2004	Cs-134	2.00E+00	1.30E+01	4.60E+01	
SE	57	L8491-14	11/23/2004	Cs-137	2.90E+01	1.20E+01	3.70E+01	
SE	57	L8491-14	11/23/2004	Fe-59	2.00E+01	4.10E+01	1.50E+02	
SE	57	L8491-14	11/23/2004	I-131	-3.70E+01	6.50E+01	2.50E+02	
SE	57	L8491-14	11/23/2004	K-40	1.79E+04	7.60E+02	5.70E+02	*

*** Radioactivity detected in sample (i.e., concentration > 3 X standard deviation)**
+ Minimum Detectable Concentration > Lower Limit of Detection Requirement

Seabrook Station Radiological Environmental Monitoring Program Data - 2004

Sample Type	Station	LSN	End Date	Nuclide	Conc (pCi/kg)	Std.Dev. (pCi/kg)	MDC (pCi/kg)	
SE	57	L8491-14	11/23/2004	La-140	-6.80E+01	6.90E+01	2.70E+02	
SE	57	L8491-14	11/23/2004	Mn-54	1.00E+00	1.40E+01	5.10E+01	
SE	57	L8491-14	11/23/2004	Nb-95	1.00E+01	2.10E+01	7.30E+01	
SE	57	L8491-14	11/23/2004	Ru-103	7.00E+00	1.60E+01	5.60E+01	
SE	57	L8491-14	11/23/2004	Ru-106	1.60E+02	1.20E+02	4.10E+02	
SE	57	L8491-14	11/23/2004	Sb-124	-4.00E+01	2.80E+01	1.40E+02	
SE	57	L8491-14	11/23/2004	Sb-125	4.00E+00	3.60E+01	1.30E+02	
SE	57	L8491-14	11/23/2004	Se-75	1.90E+01	1.50E+01	5.10E+01	
SE	57	L8491-14	11/23/2004	Zn-65	-6.00E+00	4.60E+01	1.70E+02	
SE	57	L8491-14	11/23/2004	Zr-95	-6.10E+01	4.90E+01	1.90E+02	
SE	57	L8491-15	11/23/2004	AcTh-228	1.27E+02	6.00E+01	2.30E+02	
SE	57	L8491-15	11/23/2004	Ag-108m	4.00E+00	1.20E+01	4.30E+01	
SE	57	L8491-15	11/23/2004	Ag-110m	1.30E+01	2.20E+01	7.80E+01	
SE	57	L8491-15	11/23/2004	Ba-140	-6.00E+01	1.60E+02	5.80E+02	
SE	57	L8491-15	11/23/2004	Be-7	2.80E+02	1.30E+02	4.20E+02	
SE	57	L8491-15	11/23/2004	Ce-141	-1.50E+01	2.60E+01	9.20E+01	
SE	57	L8491-15	11/23/2004	Ce-144	-7.10E+01	8.30E+01	3.00E+02	
SE	57	L8491-15	11/23/2004	Co-57	1.80E+01	1.00E+01	3.30E+01	
SE	57	L8491-15	11/23/2004	Co-58	-1.60E+01	1.50E+01	5.90E+01	
SE	57	L8491-15	11/23/2004	Co-60	-7.00E+00	1.40E+01	5.60E+01	
SE	57	L8491-15	11/23/2004	Cr-51	1.80E+02	1.90E+02	6.40E+02	
SE	57	L8491-15	11/23/2004	Cs-134	-6.00E+00	2.20E+01	7.90E+01	
SE	57	L8491-15	11/23/2004	Cs-137	-9.00E+00	1.60E+01	6.10E+01	
SE	57	L8491-15	11/23/2004	Fe-59	-3.30E+01	4.40E+01	1.70E+02	
SE	57	L8491-15	11/23/2004	I-131	-5.40E+01	8.50E+01	3.10E+02	
SE	57	L8491-15	11/23/2004	K-40	1.61E+04	7.20E+02	5.90E+02	*
SE	57	L8491-15	11/23/2004	La-140	-1.39E+02	8.40E+01	7.00E+02	
SE	57	L8491-15	11/23/2004	Mn-54	1.70E+01	1.40E+01	4.80E+01	
SE	57	L8491-15	11/23/2004	Nb-95	2.70E+01	2.10E+01	7.00E+01	
SE	57	L8491-15	11/23/2004	Ru-103	1.40E+01	1.80E+01	6.10E+01	
SE	57	L8491-15	11/23/2004	Ru-106	-7.00E+01	1.30E+02	5.00E+02	
SE	57	L8491-15	11/23/2004	Sb-124	-1.00E+01	2.20E+01	1.00E+02	
SE	57	L8491-15	11/23/2004	Sb-125	0.00E+00	3.50E+01	1.30E+02	
SE	57	L8491-15	11/23/2004	Se-75	8.00E+00	1.70E+01	5.80E+01	
SE	57	L8491-15	11/23/2004	Zn-65	-8.40E+01	4.40E+01	1.80E+02	
SE	57	L8491-15	11/23/2004	Zr-95	-3.10E+01	3.90E+01	1.50E+02	
TF	2	L7619-01	6/23/2004	AcTh-228	2.40E+01	4.00E+01	1.50E+02	
TF	2	L7619-01	6/23/2004	Ag-108m	7.90E+00	6.50E+00	2.20E+01	
TF	2	L7619-01	6/23/2004	Ag-110m	-7.00E+00	1.40E+01	5.90E+01	
TF	2	L7619-01	6/23/2004	Ba-140	1.90E+01	2.70E+01	1.00E+02	
TF	2	L7619-01	6/23/2004	Be-7	2.00E+01	1.00E+02	3.70E+02	
TF	2	L7619-01	6/23/2004	Ce-141	1.80E+01	1.60E+01	5.30E+01	
TF	2	L7619-01	6/23/2004	Ce-144	-1.20E+01	3.60E+01	1.40E+02	
TF	2	L7619-01	6/23/2004	Co-57	-2.60E+00	4.70E+00	1.80E+01	
TF	2	L7619-01	6/23/2004	Co-58	1.30E+01	1.00E+01	3.40E+01	
TF	2	L7619-01	6/23/2004	Co-60	0.00E+00	9.80E+00	4.20E+01	
TF	2	L7619-01	6/23/2004	Cr-51	-8.00E+00	9.10E+01	3.50E+02	
TF	2	L7619-01	6/23/2004	Cs-134	1.60E+01	1.10E+01	3.60E+01	
TF	2	L7619-01	6/23/2004	Cs-137	-1.22E+01	8.10E+00	3.90E+01	
TF	2	L7619-01	6/23/2004	Fe-59	-1.70E+01	3.10E+01	1.40E+02	

*** Radioactivity detected in sample (i.e., concentration > 3 X standard deviation)**
+ Minimum Detectable Concentration > Lower Limit of Detection Requirement

Seabrook Station Radiological Environmental Monitoring Program Data - 2004

Sample Type	Station	LSN	End Date	Nuclide	Conc (pCi/kg)	Std.Dev. (pCi/kg)	MDC (pCi/kg)	
TF	2	L7619-01	6/23/2004	I-131	-1.50E+01	2.90E+01	1.20E+02	
TF	2	L7619-01	6/23/2004	K-40	1.37E+03	2.90E+02	6.90E+02	*
TF	2	L7619-01	6/23/2004	La-140	2.20E+01	3.10E+01	1.20E+02	
TF	2	L7619-01	6/23/2004	Mn-54	3.50E+00	8.90E+00	3.50E+01	
TF	2	L7619-01	6/23/2004	Nb-95	9.00E+00	1.50E+01	5.60E+01	
TF	2	L7619-01	6/23/2004	Ru-103	1.41E+01	9.40E+00	3.10E+01	
TF	2	L7619-01	6/23/2004	Ru-106	2.05E+02	8.20E+01	2.20E+02	
TF	2	L7619-01	6/23/2004	Sb-124	0.00E+00	2.30E+01	1.10E+02	
TF	2	L7619-01	6/23/2004	Sb-125	1.40E+01	2.30E+01	8.40E+01	
TF	2	L7619-01	6/23/2004	Se-75	-8.00E+00	1.00E+01	4.00E+01	
TF	2	L7619-01	6/23/2004	Zn-65	-2.70E+01	2.70E+01	1.20E+02	
TF	2	L7619-01	6/23/2004	Zr-95	4.00E+00	2.10E+01	8.20E+01	
TF	2	L7808-01	7/20/2004	AcTh-228	5.90E+01	3.90E+01	1.30E+02	
TF	2	L7808-01	7/20/2004	Ag-108m	2.11E+01	7.80E+00	2.30E+01	
TF	2	L7808-01	7/20/2004	Ag-110m	0.00E+00	1.60E+01	6.10E+01	
TF	2	L7808-01	7/20/2004	Ba-140	1.80E+01	2.50E+01	9.30E+01	
TF	2	L7808-01	7/20/2004	Be-7	5.10E+01	9.40E+01	3.30E+02	
TF	2	L7808-01	7/20/2004	Ce-141	2.90E+01	1.70E+01	5.50E+01	
TF	2	L7808-01	7/20/2004	Ce-144	1.00E+01	4.80E+01	1.70E+02	
TF	2	L7808-01	7/20/2004	Co-57	-9.30E+00	6.20E+00	2.30E+01	
TF	2	L7808-01	7/20/2004	Co-58	-1.49E+01	9.00E+00	4.00E+01	
TF	2	L7808-01	7/20/2004	Co-60	1.65E+01	9.80E+00	3.10E+01	
TF	2	L7808-01	7/20/2004	Cr-51	4.70E+01	9.60E+01	3.40E+02	
TF	2	L7808-01	7/20/2004	Cs-134	1.90E+01	1.20E+01	3.80E+01	
TF	2	L7808-01	7/20/2004	Cs-137	2.60E+01	1.50E+01	4.70E+01	
TF	2	L7808-01	7/20/2004	Fe-59	-8.00E+00	3.20E+01	1.30E+02	
TF	2	L7808-01	7/20/2004	I-131	-4.00E+00	3.30E+01	1.20E+02	
TF	2	L7808-01	7/20/2004	K-40	4.80E+02	1.90E+02	5.80E+02	
TF	2	L7808-01	7/20/2004	La-140	2.00E+01	2.90E+01	1.10E+02	
TF	2	L7808-01	7/20/2004	Mn-54	-3.50E+00	9.60E+00	3.70E+01	
TF	2	L7808-01	7/20/2004	Nb-95	3.00E+00	1.20E+01	4.50E+01	
TF	2	L7808-01	7/20/2004	Ru-103	-1.30E+01	1.20E+01	4.70E+01	
TF	2	L7808-01	7/20/2004	Ru-106	-3.00E+01	9.50E+01	3.60E+02	
TF	2	L7808-01	7/20/2004	Sb-124	-2.90E+01	2.00E+01	1.00E+02	
TF	2	L7808-01	7/20/2004	Sb-125	7.00E+00	2.30E+01	8.40E+01	
TF	2	L7808-01	7/20/2004	Se-75	-9.00E+00	1.20E+01	4.60E+01	
TF	2	L7808-01	7/20/2004	Zn-65	2.60E+01	2.10E+01	7.00E+01	
TF	2	L7808-01	7/20/2004	Zr-95	9.00E+00	1.70E+01	6.10E+01	
TF	2	L7958-01	8/24/2004	AcTh-228	4.00E+00	3.20E+01	1.20E+02	
TF	2	L7958-01	8/24/2004	Ag-108m	-2.60E+00	8.60E+00	3.30E+01	
TF	2	L7958-01	8/24/2004	Ag-110m	-1.20E+01	1.60E+01	6.50E+01	
TF	2	L7958-01	8/24/2004	Ba-140	-7.00E+00	2.50E+01	1.00E+02	
TF	2	L7958-01	8/24/2004	Be-7	-2.90E+01	7.10E+01	2.80E+02	
TF	2	L7958-01	8/24/2004	Ce-141	-2.60E+01	1.60E+01	6.10E+01	
TF	2	L7958-01	8/24/2004	Ce-144	-1.30E+01	4.90E+01	1.80E+02	
TF	2	L7958-01	8/24/2004	Co-57	7.60E+00	6.50E+00	2.20E+01	
TF	2	L7958-01	8/24/2004	Co-58	-1.30E+01	1.00E+01	4.40E+01	
TF	2	L7958-01	8/24/2004	Co-60	2.00E+00	1.20E+01	4.70E+01	
TF	2	L7958-01	8/24/2004	Cr-51	1.90E+02	1.10E+02	3.50E+02	
TF	2	L7958-01	8/24/2004	Cs-134	2.30E+00	8.50E+00	3.30E+01	
TF	2	L7958-01	8/24/2004	Cs-137	1.32E+01	9.60E+00	3.20E+01	

*** Radioactivity detected in sample (i.e., concentration > 3 X standard deviation)**
+ Minimum Detectable Concentration > Lower Limit of Detection Requirement

Seabrook Station Radiological Environmental Monitoring Program Data - 2004

Sample Type	Station	LSN	End Date	Nuclide	Conc (pCi/kg)	Std.Dev. (pCi/kg)	MDC (pCi/kg)	
TF	2	L7958-01	8/24/2004	Fe-59	-2.20E+01	2.80E+01	1.20E+02	
TF	2	L7958-01	8/24/2004	I-131	4.00E+00	3.20E+01	1.20E+02	
TF	2	L7958-01	8/24/2004	K-40	1.81E+03	2.70E+02	5.20E+02	*
TF	2	L7958-01	8/24/2004	La-140	-8.00E+00	2.90E+01	1.20E+02	
TF	2	L7958-01	8/24/2004	Mn-54	-8.00E+00	1.10E+01	4.40E+01	
TF	2	L7958-01	8/24/2004	Nb-95	5.00E+00	1.30E+01	4.90E+01	
TF	2	L7958-01	8/24/2004	Ru-103	-2.10E+01	1.10E+01	4.60E+01	
TF	2	L7958-01	8/24/2004	Ru-106	7.00E+01	1.10E+02	3.80E+02	
TF	2	L7958-01	8/24/2004	Sb-124	2.50E+01	2.50E+01	9.10E+01	
TF	2	L7958-01	8/24/2004	Sb-125	-3.20E+01	2.60E+01	1.10E+02	
TF	2	L7958-01	8/24/2004	Se-75	-2.00E+01	1.30E+01	5.10E+01	
TF	2	L7958-01	8/24/2004	Zn-65	8.40E+01	5.20E+01	1.70E+02	
TF	2	L7958-01	8/24/2004	Zr-95	-7.00E+00	1.40E+01	5.90E+01	
TF	3	L7619-02	6/23/2004	AcTh-228	6.20E+01	4.90E+01	1.70E+02	
TF	3	L7619-02	6/23/2004	Ag-108m	-1.26E+01	9.00E+00	3.80E+01	
TF	3	L7619-02	6/23/2004	Ag-110m	-1.70E+01	1.70E+01	7.50E+01	
TF	3	L7619-02	6/23/2004	Ba-140	-4.20E+01	2.90E+01	1.50E+02	
TF	3	L7619-02	6/23/2004	Be-7	0.00E+00	1.00E+02	3.80E+02	
TF	3	L7619-02	6/23/2004	Ce-141	-1.50E+01	1.70E+01	6.40E+01	
TF	3	L7619-02	6/23/2004	Ce-144	-1.00E+01	5.20E+01	1.90E+02	
TF	3	L7619-02	6/23/2004	Co-57	-1.05E+01	6.50E+00	2.60E+01	
TF	3	L7619-02	6/23/2004	Co-58	-2.40E+01	1.10E+01	5.60E+01	
TF	3	L7619-02	6/23/2004	Co-60	2.00E+00	1.20E+01	5.00E+01	
TF	3	L7619-02	6/23/2004	Cr-51	-2.20E+02	1.20E+02	5.00E+02	
TF	3	L7619-02	6/23/2004	Cs-134	-1.10E+00	7.60E+00	3.40E+01	
TF	3	L7619-02	6/23/2004	Cs-137	7.00E+00	1.40E+01	5.00E+01	
TF	3	L7619-02	6/23/2004	Fe-59	-1.10E+02	3.90E+01	2.10E+02	
TF	3	L7619-02	6/23/2004	I-131	-1.20E+01	4.00E+01	1.50E+02	
TF	3	L7619-02	6/23/2004	K-40	7.60E+02	2.40E+02	6.20E+02	*
TF	3	L7619-02	6/23/2004	La-140	-4.80E+01	3.40E+01	1.70E+02	
TF	3	L7619-02	6/23/2004	Mn-54	-8.00E+00	1.10E+01	4.70E+01	
TF	3	L7619-02	6/23/2004	Nb-95	-2.30E+01	1.30E+01	6.20E+01	
TF	3	L7619-02	6/23/2004	Ru-103	-5.00E+00	1.40E+01	5.50E+01	
TF	3	L7619-02	6/23/2004	Ru-106	-5.00E+01	1.30E+02	5.00E+02	
TF	3	L7619-02	6/23/2004	Sb-124	0.00E+00	3.20E+01	1.40E+02	
TF	3	L7619-02	6/23/2004	Sb-125	-3.30E+01	2.80E+01	1.20E+02	
TF	3	L7619-02	6/23/2004	Se-75	-8.00E+00	1.10E+01	4.20E+01	
TF	3	L7619-02	6/23/2004	Zn-65	1.50E+01	2.60E+01	9.90E+01	
TF	3	L7619-02	6/23/2004	Zr-95	1.30E+01	1.50E+01	5.60E+01	
TF	3	L7808-02	7/20/2004	AcTh-228	6.50E+01	5.00E+01	1.70E+02	
TF	3	L7808-02	7/20/2004	Ag-108m	5.10E+00	9.10E+00	3.30E+01	
TF	3	L7808-02	7/20/2004	Ag-110m	-4.00E+00	1.90E+01	7.30E+01	
TF	3	L7808-02	7/20/2004	Ba-140	-9.00E+00	2.50E+01	1.10E+02	
TF	3	L7808-02	7/20/2004	Be-7	5.00E+01	1.10E+02	4.10E+02	
TF	3	L7808-02	7/20/2004	Ce-141	2.40E+01	1.70E+01	5.80E+01	
TF	3	L7808-02	7/20/2004	Ce-144	-9.40E+01	4.60E+01	1.90E+02	
TF	3	L7808-02	7/20/2004	Co-57	-1.60E+00	6.80E+00	2.50E+01	
TF	3	L7808-02	7/20/2004	Co-58	-1.20E+01	1.40E+01	5.80E+01	
TF	3	L7808-02	7/20/2004	Co-60	4.00E+00	1.40E+01	5.50E+01	
TF	3	L7808-02	7/20/2004	Cr-51	-1.30E+02	1.40E+02	5.40E+02	
TF	3	L7808-02	7/20/2004	Cs-134	1.20E+01	1.20E+01	4.30E+01	

*** Radioactivity detected in sample (i.e., concentration > 3 X standard deviation)**
+ Minimum Detectable Concentration > Lower Limit of Detection Requirement

Seabrook Station Radiological Environmental Monitoring Program Data - 2004

Sample Type	Station	LSN	End Date	Nuclide	Conc (pCi/kg)	Std.Dev. (pCi/kg)	MDC (pCi/kg)	
TF	3	L7808-02	7/20/2004	Cs-137	-2.00E+01	1.50E+01	6.30E+01	
TF	3	L7808-02	7/20/2004	Fe-59	5.00E+00	3.40E+01	1.40E+02	
TF	3	L7808-02	7/20/2004	I-131	3.90E+01	4.30E+01	1.50E+02	
TF	3	L7808-02	7/20/2004	K-40	8.60E+02	2.00E+02	3.70E+02	*
TF	3	L7808-02	7/20/2004	La-140	-1.10E+01	2.90E+01	1.30E+02	
TF	3	L7808-02	7/20/2004	Mn-54	1.60E+01	1.40E+01	4.60E+01	
TF	3	L7808-02	7/20/2004	Nb-95	-1.70E+01	1.40E+01	6.10E+01	
TF	3	L7808-02	7/20/2004	Ru-103	1.80E+01	1.40E+01	4.80E+01	
TF	3	L7808-02	7/20/2004	Ru-106	1.80E+01	9.20E+01	3.50E+02	
TF	3	L7808-02	7/20/2004	Sb-124	1.10E+01	3.00E+01	1.20E+02	
TF	3	L7808-02	7/20/2004	Sb-125	3.10E+01	2.50E+01	8.70E+01	
TF	3	L7808-02	7/20/2004	Se-75	-2.30E+01	1.30E+01	5.30E+01	
TF	3	L7808-02	7/20/2004	Zn-65	-8.70E+01	2.80E+01	1.40E+02	
TF	3	L7808-02	7/20/2004	Zr-95	-3.00E+00	2.20E+01	8.90E+01	
TF	3	L7958-02	8/24/2004	AcTh-228	-4.50E+01	3.20E+01	1.30E+02	
TF	3	L7958-02	8/24/2004	Ag-108m	-3.10E+00	6.50E+00	2.50E+01	
TF	3	L7958-02	8/24/2004	Ag-110m	-1.10E+01	1.30E+01	5.30E+01	
TF	3	L7958-02	8/24/2004	Ba-140	9.00E+00	1.50E+01	5.70E+01	
TF	3	L7958-02	8/24/2004	Be-7	9.20E+01	7.30E+01	2.40E+02	
TF	3	L7958-02	8/24/2004	Ce-141	2.00E+00	1.50E+01	5.40E+01	
TF	3	L7958-02	8/24/2004	Ce-144	2.10E+01	5.00E+01	1.70E+02	
TF	3	L7958-02	8/24/2004	Co-57	7.50E+00	5.90E+00	2.00E+01	
TF	3	L7958-02	8/24/2004	Co-58	0.00E+00	9.60E+00	3.60E+01	
TF	3	L7958-02	8/24/2004	Co-60	1.00E+00	1.00E+01	3.90E+01	
TF	3	L7958-02	8/24/2004	Cr-51	7.60E+01	9.00E+01	3.10E+02	
TF	3	L7958-02	8/24/2004	Cs-134	4.70E+00	9.10E+00	3.30E+01	
TF	3	L7958-02	8/24/2004	Cs-137	-9.10E+00	8.40E+00	3.40E+01	
TF	3	L7958-02	8/24/2004	Fe-59	-2.30E+01	2.30E+01	1.00E+02	
TF	3	L7958-02	8/24/2004	I-131	6.20E+01	2.60E+01	8.20E+01	
TF	3	L7958-02	8/24/2004	K-40	2.12E+03	2.40E+02	4.10E+02	*
TF	3	L7958-02	8/24/2004	La-140	1.10E+01	1.70E+01	6.50E+01	
TF	3	L7958-02	8/24/2004	Mn-54	1.39E+01	9.70E+00	3.20E+01	
TF	3	L7958-02	8/24/2004	Nb-95	-2.00E+00	1.40E+01	5.30E+01	
TF	3	L7958-02	8/24/2004	Ru-103	-3.00E+00	1.10E+01	4.20E+01	
TF	3	L7958-02	8/24/2004	Ru-106	5.90E+01	8.00E+01	2.80E+02	
TF	3	L7958-02	8/24/2004	Sb-124	-1.20E+01	1.50E+01	7.30E+01	
TF	3	L7958-02	8/24/2004	Sb-125	9.00E+00	2.10E+01	7.40E+01	
TF	3	L7958-02	8/24/2004	Se-75	1.50E+01	1.20E+01	3.90E+01	
TF	3	L7958-02	8/24/2004	Zn-65	9.50E+01	4.20E+01	1.30E+02	
TF	3	L7958-02	8/24/2004	Zr-95	2.60E+01	1.80E+01	5.90E+01	
TF	6	L7619-03	6/23/2004	AcTh-228	-2.50E+01	3.60E+01	1.50E+02	
TF	6	L7619-03	6/23/2004	Ag-108m	-5.60E+00	7.90E+00	3.10E+01	
TF	6	L7619-03	6/23/2004	Ag-110m	-1.20E+01	1.40E+01	5.90E+01	
TF	6	L7619-03	6/23/2004	Ba-140	-8.00E+00	2.80E+01	1.20E+02	
TF	6	L7619-03	6/23/2004	Be-7	1.11E+02	8.30E+01	2.80E+02	
TF	6	L7619-03	6/23/2004	Ce-141	-9.00E+00	1.40E+01	5.20E+01	
TF	6	L7619-03	6/23/2004	Ce-144	0.00E+00	3.80E+01	1.40E+02	
TF	6	L7619-03	6/23/2004	Co-57	3.60E+00	4.50E+00	1.60E+01	
TF	6	L7619-03	6/23/2004	Co-58	3.40E+00	8.60E+00	3.40E+01	
TF	6	L7619-03	6/23/2004	Co-60	1.23E+01	9.70E+00	3.30E+01	
TF	6	L7619-03	6/23/2004	Cr-51	-3.10E+01	9.30E+01	3.50E+02	

*** Radioactivity detected in sample (i.e., concentration > 3 X standard deviation)**
+ Minimum Detectable Concentration > Lower Limit of Detection Requirement

Seabrook Station Radiological Environmental Monitoring Program Data - 2004

Sample Type	Station	LSN	End Date	Nuclide	Conc (pCi/kg)	Std.Dev. (pCi/kg)	MDC (pCi/kg)	
TF	6	L7619-03	6/23/2004	Cs-134	-4.00E+00	1.10E+01	4.60E+01	
TF	6	L7619-03	6/23/2004	Cs-137	-2.10E+00	7.70E+00	3.20E+01	
TF	6	L7619-03	6/23/2004	Fe-59	-4.90E+01	3.70E+01	1.70E+02	
TF	6	L7619-03	6/23/2004	I-131	1.00E+00	3.00E+01	1.10E+02	
TF	6	L7619-03	6/23/2004	K-40	1.05E+03	2.40E+02	5.60E+02	*
TF	6	L7619-03	6/23/2004	La-140	-1.00E+01	3.20E+01	1.40E+02	
TF	6	L7619-03	6/23/2004	Mn-54	1.20E+01	9.80E+00	3.30E+01	
TF	6	L7619-03	6/23/2004	Nb-95	1.27E+01	9.80E+00	3.30E+01	
TF	6	L7619-03	6/23/2004	Ru-103	-2.07E+01	9.70E+00	4.40E+01	
TF	6	L7619-03	6/23/2004	Ru-106	-3.60E+01	8.90E+01	3.50E+02	
TF	6	L7619-03	6/23/2004	Sb-124	3.10E+01	2.30E+01	7.60E+01	
TF	6	L7619-03	6/23/2004	Sb-125	0.00E+00	1.90E+01	7.40E+01	
TF	6	L7619-03	6/23/2004	Se-75	-8.00E+00	1.00E+01	4.00E+01	
TF	6	L7619-03	6/23/2004	Zn-65	-3.60E+01	2.40E+01	1.10E+02	
TF	6	L7619-03	6/23/2004	Zr-95	-3.00E+01	2.60E+01	1.10E+02	
TF	6	L7808-03	7/20/2004	AcTh-228	-6.00E+01	5.30E+01	2.30E+02	
TF	6	L7808-03	7/20/2004	Ag-108m	3.80E+00	8.10E+00	3.00E+01	
TF	6	L7808-03	7/20/2004	Ag-110m	1.40E+01	1.70E+01	6.00E+01	
TF	6	L7808-03	7/20/2004	Ba-140	-3.50E+01	3.10E+01	1.50E+02	
TF	6	L7808-03	7/20/2004	Be-7	-9.00E+01	1.00E+02	4.30E+02	
TF	6	L7808-03	7/20/2004	Ce-141	1.80E+01	2.00E+01	6.70E+01	
TF	6	L7808-03	7/20/2004	Ce-144	1.30E+01	5.40E+01	1.90E+02	
TF	6	L7808-03	7/20/2004	Co-57	-1.70E+00	6.70E+00	2.50E+01	
TF	6	L7808-03	7/20/2004	Co-58	-7.00E+00	1.20E+01	5.30E+01	
TF	6	L7808-03	7/20/2004	Co-60	-1.20E+01	1.70E+01	7.00E+01	
TF	6	L7808-03	7/20/2004	Cr-51	6.00E+01	1.30E+02	4.50E+02	
TF	6	L7808-03	7/20/2004	Cs-134	1.60E+01	1.00E+01	3.20E+01	
TF	6	L7808-03	7/20/2004	Cs-137	-3.00E+00	1.10E+01	4.50E+01	
TF	6	L7808-03	7/20/2004	Fe-59	-2.10E+01	4.20E+01	1.90E+02	
TF	6	L7808-03	7/20/2004	I-131	-2.90E+01	3.70E+01	1.50E+02	
TF	6	L7808-03	7/20/2004	K-40	3.08E+03	4.00E+02	5.10E+02	*
TF	6	L7808-03	7/20/2004	La-140	-4.00E+01	3.50E+01	1.70E+02	
TF	6	L7808-03	7/20/2004	Mn-54	7.00E+00	1.30E+01	4.80E+01	
TF	6	L7808-03	7/20/2004	Nb-95	7.00E+00	1.30E+01	5.00E+01	
TF	6	L7808-03	7/20/2004	Ru-103	6.00E+00	1.30E+01	5.00E+01	
TF	6	L7808-03	7/20/2004	Ru-106	1.00E+02	1.00E+02	3.50E+02	
TF	6	L7808-03	7/20/2004	Sb-124	0.00E+00	2.80E+01	1.30E+02	
TF	6	L7808-03	7/20/2004	Sb-125	4.10E+01	2.90E+01	9.70E+01	
TF	6	L7808-03	7/20/2004	Se-75	-1.20E+01	1.20E+01	4.80E+01	
TF	6	L7808-03	7/20/2004	Zn-65	3.20E+01	3.00E+01	1.10E+02	
TF	6	L7808-03	7/20/2004	Zr-95	5.00E+00	2.10E+01	8.30E+01	
TF	6	L7958-03	8/24/2004	AcTh-228	-1.50E+01	2.70E+01	1.10E+02	
TF	6	L7958-03	8/24/2004	Ag-108m	4.50E+00	7.60E+00	2.70E+01	
TF	6	L7958-03	8/24/2004	Ag-110m	-6.00E+00	1.20E+01	4.70E+01	
TF	6	L7958-03	8/24/2004	Ba-140	1.10E+01	1.50E+01	5.40E+01	
TF	6	L7958-03	8/24/2004	Be-7	-8.50E+01	7.80E+01	3.00E+02	
TF	6	L7958-03	8/24/2004	Ce-141	8.00E+00	1.60E+01	5.30E+01	
TF	6	L7958-03	8/24/2004	Ce-144	-2.10E+01	4.90E+01	1.80E+02	
TF	6	L7958-03	8/24/2004	Co-57	-2.60E+00	6.00E+00	2.10E+01	
TF	6	L7958-03	8/24/2004	Co-58	9.10E+00	9.40E+00	3.20E+01	
TF	6	L7958-03	8/24/2004	Co-60	-1.57E+01	8.80E+00	3.80E+01	

*** Radioactivity detected in sample (i.e., concentration > 3 X standard deviation)**
+ Minimum Detectable Concentration > Lower Limit of Detection Requirement

Seabrook Station Radiological Environmental Monitoring Program Data - 2004

Sample Type	Station	LSN	End Date	Nuclide	Conc (pCi/kg)	Std.Dev. (pCi/kg)	MDC (pCi/kg)	
TF	6	L7958-03	8/24/2004	Cr-51	7.40E+01	9.80E+01	3.40E+02	
TF	6	L7958-03	8/24/2004	Cs-134	-7.00E+00	1.00E+01	3.90E+01	
TF	6	L7958-03	8/24/2004	Cs-137	-6.70E+00	9.70E+00	3.70E+01	
TF	6	L7958-03	8/24/2004	Fe-59	0.00E+00	2.70E+01	1.00E+02	
TF	6	L7958-03	8/24/2004	I-131	1.80E+01	2.70E+01	9.50E+01	
TF	6	L7958-03	8/24/2004	K-40	2.19E+03	2.40E+02	4.40E+02	*
TF	6	L7958-03	8/24/2004	La-140	1.30E+01	1.70E+01	6.20E+01	
TF	6	L7958-03	8/24/2004	Mn-54	-1.25E+01	8.50E+00	3.50E+01	
TF	6	L7958-03	8/24/2004	Nb-95	1.60E+01	1.70E+01	5.70E+01	
TF	6	L7958-03	8/24/2004	Ru-103	4.60E+00	9.30E+00	3.30E+01	
TF	6	L7958-03	8/24/2004	Ru-106	-7.90E+01	6.90E+01	2.80E+02	
TF	6	L7958-03	8/24/2004	Sb-124	-3.00E+00	1.80E+01	7.60E+01	
TF	6	L7958-03	8/24/2004	Sb-125	1.70E+01	2.30E+01	8.00E+01	
TF	6	L7958-03	8/24/2004	Se-75	0.00E+00	1.00E+01	3.60E+01	
TF	6	L7958-03	8/24/2004	Zn-65	5.60E+01	4.20E+01	1.40E+02	
TF	6	L7958-03	8/24/2004	Zr-95	2.10E+01	1.50E+01	5.00E+01	
TM	9	L6806-02	1/14/2004	AcTh-228	-7.30E+00	6.30E+00	2.40E+01	
TM	9	L6806-02	1/14/2004	Ag-108m	1.40E+00	1.50E+00	5.00E+00	
TM	9	L6806-02	1/14/2004	Ag-110m	-1.80E+00	2.40E+00	9.00E+00	
TM	9	L6806-02	1/14/2004	Ba-140	-3.30E+00	3.60E+00	1.40E+01	
TM	9	L6806-02	1/14/2004	Be-7	-1.00E+01	1.40E+01	5.00E+01	
TM	9	L6806-02	1/14/2004	Ce-141	-9.00E-01	3.00E+00	1.00E+01	
TM	9	L6806-02	1/14/2004	Ce-144	-1.06E+01	9.30E+00	3.30E+01	
TM	9	L6806-02	1/14/2004	Co-57	2.40E+00	1.20E+00	4.10E+00	
TM	9	L6806-02	1/14/2004	Co-58	-1.70E+00	1.80E+00	6.70E+00	
TM	9	L6806-02	1/14/2004	Co-60	3.90E+00	1.80E+00	5.50E+00	
TM	9	L6806-02	1/14/2004	Cr-51	1.60E+01	1.70E+01	5.80E+01	
TM	9	L6806-02	1/14/2004	Cs-134	2.40E+00	1.90E+00	6.40E+00	
TM	9	L6806-02	1/14/2004	Cs-137	-4.00E-01	1.70E+00	6.00E+00	
TM	9	L6806-02	1/14/2004	Fe-59	9.00E-01	4.40E+00	1.60E+01	
TM	9	L6806-02	1/14/2004	I-131	-1.90E+00	4.90E+00	1.80E+01	
TM	9	L6806-02	1/14/2004	I-131	-4.00E-02	1.10E-01	7.10E-01	
TM	9	L6806-02	1/14/2004	K-40	1.36E+03	6.20E+01	8.30E+01	*
TM	9	L6806-02	1/14/2004	La-140	-3.80E+00	4.10E+00	1.60E+01	
TM	9	L6806-02	1/14/2004	Mn-54	5.00E-01	1.70E+00	5.90E+00	
TM	9	L6806-02	1/14/2004	Nb-95	1.90E+00	2.10E+00	7.00E+00	
TM	9	L6806-02	1/14/2004	Ru-103	2.30E+00	2.00E+00	6.60E+00	
TM	9	L6806-02	1/14/2004	Ru-106	-3.70E+01	1.60E+01	6.20E+01	
TM	9	L6806-02	1/14/2004	Sb-124	7.00E-01	3.20E+00	1.20E+01	
TM	9	L6806-02	1/14/2004	Sb-125	1.40E+00	4.50E+00	1.60E+01	
TM	9	L6806-02	1/14/2004	Se-75	3.00E-01	2.10E+00	7.10E+00	
TM	9	L6806-02	1/14/2004	Zn-65	-6.60E+00	4.40E+00	1.70E+01	
TM	9	L6806-02	1/14/2004	Zr-95	0.00E+00	3.00E+00	1.10E+01	
TM	9	L6933-02	2/11/2004	AcTh-228	-4.70E+00	6.60E+00	2.60E+01	
TM	9	L6933-02	2/11/2004	Ag-108m	-2.20E+00	1.30E+00	5.10E+00	
TM	9	L6933-02	2/11/2004	Ag-110m	-1.50E+00	2.60E+00	9.80E+00	
TM	9	L6933-02	2/11/2004	Ba-140	3.60E+00	3.00E+00	1.00E+01	
TM	9	L6933-02	2/11/2004	Be-7	-2.00E+00	1.30E+01	4.70E+01	
TM	9	L6933-02	2/11/2004	Ce-141	-5.00E-01	2.60E+00	9.20E+00	
TM	9	L6933-02	2/11/2004	Ce-144	-7.30E+00	9.90E+00	3.50E+01	

*** Radioactivity detected in sample (i.e., concentration > 3 X standard deviation)**
+ Minimum Detectable Concentration > Lower Limit of Detection Requirement

Seabrook Station Radiological Environmental Monitoring Program Data - 2004

Sample Type	Station	LSN	End Date	Nuclide	Conc (pCi/kg)	Std.Dev. (pCi/kg)	MDC (pCi/kg)	
TM	9	L6933-02	2/11/2004	Co-57	-9.00E-01	1.20E+00	4.10E+00	
TM	9	L6933-02	2/11/2004	Co-58	-2.60E+00	1.60E+00	6.80E+00	
TM	9	L6933-02	2/11/2004	Co-60	-6.00E-01	2.00E+00	7.90E+00	
TM	9	L6933-02	2/11/2004	Cr-51	-1.40E+01	1.50E+01	5.70E+01	
TM	9	L6933-02	2/11/2004	Cs-134	1.20E+00	1.60E+00	5.70E+00	
TM	9	L6933-02	2/11/2004	Cs-137	-3.00E-01	1.70E+00	6.20E+00	
TM	9	L6933-02	2/11/2004	Fe-59	-8.40E+00	6.30E+00	2.50E+01	
TM	9	L6933-02	2/11/2004	I-131	-3.50E+00	4.10E+00	1.50E+01	
TM	9	L6933-02	2/11/2004	I-131	-3.60E-02	8.30E-02	5.40E-01	
TM	9	L6933-02	2/11/2004	K-40	1.23E+03	7.10E+01	8.50E+01	*
TM	9	L6933-02	2/11/2004	La-140	4.20E+00	3.50E+00	1.20E+01	
TM	9	L6933-02	2/11/2004	Mn-54	-1.00E+00	1.50E+00	5.90E+00	
TM	9	L6933-02	2/11/2004	Nb-95	-2.70E+00	1.80E+00	7.40E+00	
TM	9	L6933-02	2/11/2004	Ru-103	2.00E-01	1.70E+00	6.30E+00	
TM	9	L6933-02	2/11/2004	Ru-106	-1.20E+01	1.50E+01	5.60E+01	
TM	9	L6933-02	2/11/2004	Sb-124	4.10E+00	3.80E+00	1.30E+01	
TM	9	L6933-02	2/11/2004	Sb-125	-5.00E-01	4.10E+00	1.50E+01	
TM	9	L6933-02	2/11/2004	Se-75	8.00E-01	1.90E+00	6.60E+00	
TM	9	L6933-02	2/11/2004	Zn-65	-2.50E+00	4.50E+00	1.70E+01	
TM	9	L6933-02	2/11/2004	Zr-95	2.60E+00	2.90E+00	1.00E+01	
TM	9	L7093-01	3/16/2004	AcTh-228	-1.17E+01	5.60E+00	2.30E+01	
TM	9	L7093-01	3/16/2004	Ag-108m	4.00E-01	1.10E+00	4.00E+00	
TM	9	L7093-01	3/16/2004	Ag-110m	-1.10E+00	1.80E+00	7.10E+00	
TM	9	L7093-01	3/16/2004	Ba-140	-6.00E-01	2.40E+00	9.70E+00	
TM	9	L7093-01	3/16/2004	Be-7	1.10E+01	1.20E+01	4.20E+01	
TM	9	L7093-01	3/16/2004	Ce-141	4.00E-01	2.50E+00	8.60E+00	
TM	9	L7093-01	3/16/2004	Ce-144	2.40E+00	9.10E+00	3.10E+01	
TM	9	L7093-01	3/16/2004	Co-57	1.70E+00	1.10E+00	3.70E+00	
TM	9	L7093-01	3/16/2004	Co-58	6.00E-01	1.30E+00	4.80E+00	
TM	9	L7093-01	3/16/2004	Co-60	-8.00E-01	1.60E+00	6.30E+00	
TM	9	L7093-01	3/16/2004	Cr-51	1.10E+01	1.50E+01	5.00E+01	
TM	9	L7093-01	3/16/2004	Cs-134	1.80E+00	1.40E+00	4.70E+00	
TM	9	L7093-01	3/16/2004	Cs-137	-1.00E-01	1.50E+00	5.60E+00	
TM	9	L7093-01	3/16/2004	Fe-59	7.50E+00	5.60E+00	1.90E+01	
TM	9	L7093-01	3/16/2004	I-131	-1.82E-01	3.10E-02	8.90E-01	
TM	9	L7093-01	3/16/2004	I-131	-2.10E+00	4.00E+00	1.50E+01	
TM	9	L7093-01	3/16/2004	K-40	1.44E+03	6.50E+01	6.00E+01	*
TM	9	L7093-01	3/16/2004	La-140	-7.00E-01	2.70E+00	1.10E+01	
TM	9	L7093-01	3/16/2004	Mn-54	4.00E-01	1.30E+00	4.70E+00	
TM	9	L7093-01	3/16/2004	Nb-95	-2.40E+00	1.80E+00	7.10E+00	
TM	9	L7093-01	3/16/2004	Ru-103	-3.30E+00	1.60E+00	6.30E+00	
TM	9	L7093-01	3/16/2004	Ru-106	0.00E+00	1.40E+01	4.90E+01	
TM	9	L7093-01	3/16/2004	Sb-124	8.00E-01	2.40E+00	9.50E+00	
TM	9	L7093-01	3/16/2004	Sb-125	-3.10E+00	3.50E+00	1.30E+01	
TM	9	L7093-01	3/16/2004	Se-75	2.20E+00	1.90E+00	6.30E+00	
TM	9	L7093-01	3/16/2004	Zn-65	-2.40E+00	3.40E+00	1.30E+01	
TM	9	L7093-01	3/16/2004	Zr-95	-1.00E-01	2.50E+00	9.40E+00	
TM	9	L7201-01	4/7/2004	AcTh-228	-5.00E+00	6.10E+00	2.40E+01	
TM	9	L7201-01	4/7/2004	Ag-108m	5.00E-01	1.30E+00	4.70E+00	
TM	9	L7201-01	4/7/2004	Ag-110m	4.00E-01	2.00E+00	7.50E+00	
TM	9	L7201-01	4/7/2004	Ba-140	6.20E+00	2.50E+00	5.70E+00	

*** Radioactivity detected in sample (i.e., concentration > 3 X standard deviation)**
+ Minimum Detectable Concentration > Lower Limit of Detection Requirement

Seabrook Station Radiological Environmental Monitoring Program Data - 2004

Sample Type	Station	LSN	End Date	Nuclide	Conc (pCi/kg)	Std.Dev. (pCi/kg)	MDC (pCi/kg)	
TM	9	L7201-01	4/7/2004	Be-7	-5.00E+00	1.40E+01	5.10E+01	
TM	9	L7201-01	4/7/2004	Ce-141	4.00E+00	2.60E+00	8.70E+00	
TM	9	L7201-01	4/7/2004	Ce-144	-2.40E+00	8.00E+00	2.80E+01	
TM	9	L7201-01	4/7/2004	Co-57	-3.80E-01	9.90E-01	3.50E+00	
TM	9	L7201-01	4/7/2004	Co-58	-1.20E+00	1.90E+00	7.40E+00	
TM	9	L7201-01	4/7/2004	Co-60	-5.00E-01	1.90E+00	7.40E+00	
TM	9	L7201-01	4/7/2004	Cr-51	-2.50E+01	1.40E+01	5.40E+01	
TM	9	L7201-01	4/7/2004	Cs-134	-8.00E-01	1.80E+00	6.90E+00	
TM	9	L7201-01	4/7/2004	Cs-137	0.00E+00	1.60E+00	6.00E+00	
TM	9	L7201-01	4/7/2004	Fe-59	9.70E+00	6.00E+00	2.00E+01	
TM	9	L7201-01	4/7/2004	I-131	1.40E+00	3.60E+00	1.30E+01	
TM	9	L7201-01	4/7/2004	I-131	-1.11E-01	1.90E-02	6.60E-01	
TM	9	L7201-01	4/7/2004	K-40	1.49E+03	7.60E+01	6.80E+01	*
TM	9	L7201-01	4/7/2004	La-140	7.20E+00	2.80E+00	6.60E+00	
TM	9	L7201-01	4/7/2004	Mn-54	-2.00E+00	1.90E+00	7.20E+00	
TM	9	L7201-01	4/7/2004	Nb-95	-7.00E-01	2.10E+00	7.80E+00	
TM	9	L7201-01	4/7/2004	Ru-103	-3.70E+00	1.70E+00	7.00E+00	
TM	9	L7201-01	4/7/2004	Ru-106	1.20E+01	1.20E+01	4.10E+01	
TM	9	L7201-01	4/7/2004	Sb-124	-6.30E+00	4.40E+00	2.00E+01	
TM	9	L7201-01	4/7/2004	Sb-125	-8.40E+00	4.00E+00	1.60E+01	
TM	9	L7201-01	4/7/2004	Se-75	1.40E+00	1.80E+00	6.10E+00	
TM	9	L7201-01	4/7/2004	Zn-65	6.40E+00	4.50E+00	1.50E+01	
TM	9	L7201-01	4/7/2004	Zr-95	-1.00E-01	3.30E+00	1.20E+01	
TM	9	L7273-01	4/21/2004	AcTh-228	2.70E+00	5.30E+00	1.90E+01	
TM	9	L7273-01	4/21/2004	Ag-108m	-7.00E-01	1.10E+00	4.10E+00	
TM	9	L7273-01	4/21/2004	Ag-110m	-3.00E-01	1.90E+00	7.20E+00	
TM	9	L7273-01	4/21/2004	Ba-140	6.00E-01	2.60E+00	1.00E+01	
TM	9	L7273-01	4/21/2004	Be-7	-1.00E+00	1.20E+01	4.40E+01	
TM	9	L7273-01	4/21/2004	Ce-141	-1.00E+00	2.50E+00	8.90E+00	
TM	9	L7273-01	4/21/2004	Ce-144	-1.00E+01	8.70E+00	3.10E+01	
TM	9	L7273-01	4/21/2004	Co-57	-6.00E-01	1.10E+00	3.80E+00	
TM	9	L7273-01	4/21/2004	Co-58	1.50E+00	1.50E+00	5.00E+00	
TM	9	L7273-01	4/21/2004	Co-60	1.00E-01	1.50E+00	5.80E+00	
TM	9	L7273-01	4/21/2004	Cr-51	2.50E+01	1.50E+01	5.10E+01	
TM	9	L7273-01	4/21/2004	Cs-134	-8.00E-01	1.60E+00	5.90E+00	
TM	9	L7273-01	4/21/2004	Cs-137	2.60E+00	1.50E+00	4.70E+00	
TM	9	L7273-01	4/21/2004	Fe-59	-4.40E+00	5.30E+00	2.00E+01	
TM	9	L7273-01	4/21/2004	I-131	8.30E+00	4.40E+00	1.40E+01	
TM	9	L7273-01	4/21/2004	I-131	1.50E-01	1.90E-01	7.50E-01	
TM	9	L7273-01	4/21/2004	K-40	1.30E+03	6.20E+01	7.60E+01	*
TM	9	L7273-01	4/21/2004	La-140	7.00E-01	3.00E+00	1.10E+01	
TM	9	L7273-01	4/21/2004	Mn-54	6.00E-01	1.60E+00	5.70E+00	
TM	9	L7273-01	4/21/2004	Nb-95	-1.40E+00	1.70E+00	6.50E+00	
TM	9	L7273-01	4/21/2004	Ru-103	-2.30E+00	1.60E+00	6.20E+00	
TM	9	L7273-01	4/21/2004	Ru-106	1.00E+00	1.30E+01	4.70E+01	
TM	9	L7273-01	4/21/2004	Sb-124	-3.10E+00	3.10E+00	1.30E+01	
TM	9	L7273-01	4/21/2004	Sb-125	-1.90E+00	3.60E+00	1.30E+01	
TM	9	L7273-01	4/21/2004	Se-75	-1.70E+00	1.70E+00	6.20E+00	
TM	9	L7273-01	4/21/2004	Zn-65	9.00E-01	3.70E+00	1.30E+01	
TM	9	L7273-01	4/21/2004	Zr-95	6.00E-01	2.20E+00	8.10E+00	
TM	9	L7374-01	5/5/2004	AcTh-228	1.40E+01	1.10E+01	3.70E+01	

*** Radioactivity detected in sample (i.e., concentration > 3 X standard deviation)**
+ Minimum Detectable Concentration > Lower Limit of Detection Requirement

Seabrook Station Radiological Environmental Monitoring Program Data - 2004

Sample Type	Station	LSN	End Date	Nuclide	Conc (pCi/kg)	Std.Dev. (pCi/kg)	MDC (pCi/kg)	
TM	9	L7374-01	5/5/2004	Ag-108m	4.60E+00	1.90E+00	5.60E+00	
TM	9	L7374-01	5/5/2004	Ag-110m	4.20E+00	3.40E+00	1.20E+01	
TM	9	L7374-01	5/5/2004	Ba-140	-2.30E+00	2.50E+00	1.40E+01	
TM	9	L7374-01	5/5/2004	Be-7	-2.60E+01	2.00E+01	8.20E+01	
TM	9	L7374-01	5/5/2004	Ce-141	-9.00E-01	3.60E+00	1.30E+01	
TM	9	L7374-01	5/5/2004	Ce-144	-1.60E+01	1.30E+01	4.90E+01	
TM	9	L7374-01	5/5/2004	Co-57	2.30E+00	1.90E+00	6.30E+00	
TM	9	L7374-01	5/5/2004	Co-58	-1.00E+00	2.80E+00	1.10E+01	
TM	9	L7374-01	5/5/2004	Co-60	3.70E+00	3.10E+00	1.10E+01	
TM	9	L7374-01	5/5/2004	Cr-51	2.20E+01	2.30E+01	7.80E+01	
TM	9	L7374-01	5/5/2004	Cs-134	4.80E+00	3.30E+00	1.10E+01	
TM	9	L7374-01	5/5/2004	Cs-137	-1.60E+00	2.40E+00	1.00E+01	
TM	9	L7374-01	5/5/2004	Fe-59	-2.10E+00	7.60E+00	3.10E+01	
TM	9	L7374-01	5/5/2004	I-131	1.80E-01	2.20E-01	8.90E-01	
TM	9	L7374-01	5/5/2004	I-131	2.30E+00	3.40E+00	1.20E+01	
TM	9	L7374-01	5/5/2004	K-40	1.43E+03	1.10E+02	1.20E+02	*
TM	9	L7374-01	5/5/2004	La-140	-2.60E+00	2.90E+00	1.60E+01	
TM	9	L7374-01	5/5/2004	Mn-54	7.00E-01	2.10E+00	8.10E+00	
TM	9	L7374-01	5/5/2004	Nb-95	-4.30E+00	3.10E+00	1.30E+01	
TM	9	L7374-01	5/5/2004	Ru-103	-6.00E+00	2.70E+00	1.20E+01	
TM	9	L7374-01	5/5/2004	Ru-106	3.10E+01	2.20E+01	7.40E+01	
TM	9	L7374-01	5/5/2004	Sb-124	1.12E+01	5.90E+00	1.70E+01	
TM	9	L7374-01	5/5/2004	Sb-125	-5.40E+00	6.00E+00	2.40E+01	
TM	9	L7374-01	5/5/2004	Se-75	1.00E+00	2.80E+00	9.90E+00	
TM	9	L7374-01	5/5/2004	Zn-65	-7.10E+00	6.20E+00	2.70E+01	
TM	9	L7374-01	5/5/2004	Zr-95	3.20E+00	4.00E+00	1.40E+01	
TM	9	L7443-01	5/19/2004	AcTh-228	-5.40E+00	6.70E+00	2.60E+01	
TM	9	L7443-01	5/19/2004	Ag-108m	-1.70E+00	1.40E+00	5.50E+00	
TM	9	L7443-01	5/19/2004	Ag-110m	-2.30E+00	2.40E+00	9.50E+00	
TM	9	L7443-01	5/19/2004	Ba-140	-4.10E+00	3.40E+00	1.50E+01	
TM	9	L7443-01	5/19/2004	Be-7	-2.40E+01	1.50E+01	5.90E+01	
TM	9	L7443-01	5/19/2004	Ce-141	3.50E+00	2.80E+00	9.30E+00	
TM	9	L7443-01	5/19/2004	Ce-144	1.71E+01	9.60E+00	3.10E+01	
TM	9	L7443-01	5/19/2004	Co-57	-1.90E+00	1.20E+00	4.30E+00	
TM	9	L7443-01	5/19/2004	Co-58	5.00E-01	2.10E+00	7.50E+00	
TM	9	L7443-01	5/19/2004	Co-60	-6.00E-01	2.10E+00	8.00E+00	
TM	9	L7443-01	5/19/2004	Cr-51	2.40E+01	1.50E+01	5.10E+01	
TM	9	L7443-01	5/19/2004	Cs-134	-2.60E+00	2.00E+00	8.00E+00	
TM	9	L7443-01	5/19/2004	Cs-137	8.00E-01	1.90E+00	6.80E+00	
TM	9	L7443-01	5/19/2004	Fe-59	-3.40E+00	6.60E+00	2.60E+01	
TM	9	L7443-01	5/19/2004	I-131	-6.60E+00	4.40E+00	1.70E+01	
TM	9	L7443-01	5/19/2004	I-131	4.30E-01	3.10E-01	9.90E-01	
TM	9	L7443-01	5/19/2004	K-40	1.37E+03	7.60E+01	8.30E+01	*
TM	9	L7443-01	5/19/2004	La-140	-4.70E+00	3.90E+00	1.70E+01	
TM	9	L7443-01	5/19/2004	Mn-54	-3.00E-01	1.60E+00	6.00E+00	
TM	9	L7443-01	5/19/2004	Nb-95	-1.40E+00	2.10E+00	8.00E+00	
TM	9	L7443-01	5/19/2004	Ru-103	-1.90E+00	1.70E+00	6.80E+00	
TM	9	L7443-01	5/19/2004	Ru-106	1.80E+01	1.40E+01	4.50E+01	
TM	9	L7443-01	5/19/2004	Sb-124	-3.30E+00	4.20E+00	1.80E+01	
TM	9	L7443-01	5/19/2004	Sb-125	-4.60E+00	4.10E+00	1.60E+01	
TM	9	L7443-01	5/19/2004	Se-75	-4.00E-01	1.80E+00	6.60E+00	

*** Radioactivity detected in sample (i.e., concentration > 3 X standard deviation)**
+ Minimum Detectable Concentration > Lower Limit of Detection Requirement

Seabrook Station Radiological Environmental Monitoring Program Data - 2004

Sample Type	Station	LSN	End Date	Nuclide	Conc (pCi/kg)	Std.Dev. (pCi/kg)	MDC (pCi/kg)	
TM	9	L7443-01	5/19/2004	Zn-65	-6.00E+00	4.90E+00	1.90E+01	
TM	9	L7443-01	5/19/2004	Zr-95	-3.30E+00	3.10E+00	1.20E+01	
TM	9	L7520-01	6/2/2004	AcTh-228	-8.40E+00	6.70E+00	2.70E+01	
TM	9	L7520-01	6/2/2004	Ag-108m	2.00E-01	1.30E+00	4.70E+00	
TM	9	L7520-01	6/2/2004	Ag-110m	5.10E+00	2.60E+00	8.20E+00	
TM	9	L7520-01	6/2/2004	Ba-140	-5.90E+00	3.30E+00	1.50E+01	
TM	9	L7520-01	6/2/2004	Be-7	5.00E+00	1.40E+01	5.00E+01	
TM	9	L7520-01	6/2/2004	Ce-141	2.00E-01	2.70E+00	9.30E+00	
TM	9	L7520-01	6/2/2004	Ce-144	-5.40E+00	9.10E+00	3.20E+01	
TM	9	L7520-01	6/2/2004	Co-57	3.00E-01	1.20E+00	4.20E+00	
TM	9	L7520-01	6/2/2004	Co-58	6.00E-01	1.60E+00	5.70E+00	
TM	9	L7520-01	6/2/2004	Co-60	1.30E+00	2.10E+00	7.30E+00	
TM	9	L7520-01	6/2/2004	Cr-51	1.70E+01	1.50E+01	5.20E+01	
TM	9	L7520-01	6/2/2004	Cs-134	-2.10E+00	1.80E+00	7.10E+00	
TM	9	L7520-01	6/2/2004	Cs-137	9.00E-01	2.00E+00	6.90E+00	
TM	9	L7520-01	6/2/2004	Fe-59	9.00E-01	6.30E+00	2.30E+01	
TM	9	L7520-01	6/2/2004	I-131	3.50E+00	3.90E+00	1.30E+01	
TM	9	L7520-01	6/2/2004	I-131	2.80E-01	2.50E-01	8.90E-01	
TM	9	L7520-01	6/2/2004	K-40	1.47E+03	7.60E+01	8.30E+01	*
TM	9	L7520-01	6/2/2004	La-140	-6.70E+00	3.80E+00	1.70E+01	
TM	9	L7520-01	6/2/2004	Mn-54	9.00E-01	1.50E+00	5.30E+00	
TM	9	L7520-01	6/2/2004	Nb-95	-5.00E-01	2.10E+00	7.90E+00	
TM	9	L7520-01	6/2/2004	Ru-103	-2.20E+00	1.70E+00	6.80E+00	
TM	9	L7520-01	6/2/2004	Ru-106	-2.00E+00	1.60E+01	5.70E+01	
TM	9	L7520-01	6/2/2004	Sb-124	-1.00E+00	2.70E+00	1.20E+01	
TM	9	L7520-01	6/2/2004	Sb-125	-1.00E+00	3.80E+00	1.40E+01	
TM	9	L7520-01	6/2/2004	Se-75	-2.10E+00	1.70E+00	6.50E+00	
TM	9	L7520-01	6/2/2004	Zn-65	-5.70E+00	4.40E+00	1.80E+01	
TM	9	L7520-01	6/2/2004	Zr-95	-5.00E-01	3.40E+00	1.20E+01	
TM	9	L7620-01	6/23/2004	AcTh-228	-6.30E+00	6.30E+00	2.50E+01	
TM	9	L7620-01	6/23/2004	Ag-108m	-3.00E-01	1.50E+00	5.40E+00	
TM	9	L7620-01	6/23/2004	Ag-110m	1.10E+00	2.20E+00	8.00E+00	
TM	9	L7620-01	6/23/2004	Ba-140	-1.50E+00	2.30E+00	1.00E+01	
TM	9	L7620-01	6/23/2004	Be-7	-1.00E+01	1.50E+01	5.70E+01	
TM	9	L7620-01	6/23/2004	Ce-141	7.00E-01	3.40E+00	1.20E+01	
TM	9	L7620-01	6/23/2004	Ce-144	-7.00E+00	1.00E+01	3.80E+01	
TM	9	L7620-01	6/23/2004	Co-57	-2.10E+00	1.30E+00	4.90E+00	
TM	9	L7620-01	6/23/2004	Co-58	-1.70E+00	1.80E+00	7.20E+00	
TM	9	L7620-01	6/23/2004	Co-60	2.00E-01	2.20E+00	8.20E+00	
TM	9	L7620-01	6/23/2004	Cr-51	1.30E+01	1.50E+01	5.10E+01	
TM	9	L7620-01	6/23/2004	Cs-134	-2.50E+00	1.70E+00	7.10E+00	
TM	9	L7620-01	6/23/2004	Cs-137	4.00E-01	1.80E+00	6.50E+00	
TM	9	L7620-01	6/23/2004	Fe-59	9.60E+00	4.90E+00	1.50E+01	
TM	9	L7620-01	6/23/2004	I-131	-2.00E-02	1.30E-01	5.50E-01	
TM	9	L7620-01	6/23/2004	I-131	-4.90E+00	4.80E+00	1.80E+01	
TM	9	L7620-01	6/23/2004	K-40	1.29E+03	7.00E+01	7.80E+01	*
TM	9	L7620-01	6/23/2004	La-140	-1.70E+00	2.70E+00	1.20E+01	
TM	9	L7620-01	6/23/2004	Mn-54	-8.00E-01	1.70E+00	6.40E+00	
TM	9	L7620-01	6/23/2004	Nb-95	-3.00E-01	2.20E+00	8.20E+00	
TM	9	L7620-01	6/23/2004	Ru-103	-4.10E+00	2.00E+00	8.00E+00	
TM	9	L7620-01	6/23/2004	Ru-106	-1.00E+01	1.50E+01	5.90E+01	

*** Radioactivity detected in sample (i.e., concentration > 3 X standard deviation)**
+ Minimum Detectable Concentration > Lower Limit of Detection Requirement

Seabrook Station Radiological Environmental Monitoring Program Data - 2004

Sample Type	Station	LSN	End Date	Nuclide	Conc (pCi/kg)	Std.Dev. (pCi/kg)	MDC (pCi/kg)	
TM	9	L7620-01	6/23/2004	Sb-124	2.00E+00	4.10E+00	1.60E+01	
TM	9	L7620-01	6/23/2004	Sb-125	1.10E+00	4.00E+00	1.40E+01	
TM	9	L7620-01	6/23/2004	Se-75	0.00E+00	2.10E+00	7.60E+00	
TM	9	L7620-01	6/23/2004	Zn-65	-1.06E+01	4.70E+00	1.90E+01	
TM	9	L7620-01	6/23/2004	Zr-95	-3.90E+00	2.90E+00	1.20E+01	
TM	9	L7677-01	7/7/2004	AcTh-228	4.00E-01	5.30E+00	1.90E+01	
TM	9	L7677-01	7/7/2004	Ag-108m	1.00E-01	1.20E+00	4.10E+00	
TM	9	L7677-01	7/7/2004	Ag-110m	5.00E-01	1.80E+00	6.60E+00	
TM	9	L7677-01	7/7/2004	Ba-140	1.70E+00	2.00E+00	7.30E+00	
TM	9	L7677-01	7/7/2004	Be-7	1.90E+01	1.20E+01	3.80E+01	
TM	9	L7677-01	7/7/2004	Ce-141	-1.50E+00	2.30E+00	8.00E+00	
TM	9	L7677-01	7/7/2004	Ce-144	-1.00E+00	9.10E+00	3.10E+01	
TM	9	L7677-01	7/7/2004	Co-57	-1.00E-01	1.10E+00	3.70E+00	
TM	9	L7677-01	7/7/2004	Co-58	-1.10E+00	1.40E+00	5.50E+00	
TM	9	L7677-01	7/7/2004	Co-60	-1.70E+00	2.00E+00	7.60E+00	
TM	9	L7677-01	7/7/2004	Cr-51	8.00E+00	1.10E+01	3.90E+01	
TM	9	L7677-01	7/7/2004	Cs-134	3.00E-01	1.50E+00	5.40E+00	
TM	9	L7677-01	7/7/2004	Cs-137	-2.10E+00	1.40E+00	5.60E+00	
TM	9	L7677-01	7/7/2004	Fe-59	4.80E+00	4.60E+00	1.60E+01	
TM	9	L7677-01	7/7/2004	I-131	6.00E-02	2.00E-01	9.60E-01	
TM	9	L7677-01	7/7/2004	I-131	5.00E-01	2.40E+00	8.50E+00	
TM	9	L7677-01	7/7/2004	K-40	1.35E+03	6.30E+01	6.60E+01	*
TM	9	L7677-01	7/7/2004	La-140	2.00E+00	2.40E+00	8.40E+00	
TM	9	L7677-01	7/7/2004	Mn-54	-1.10E+00	1.60E+00	6.00E+00	
TM	9	L7677-01	7/7/2004	Nb-95	-1.30E+00	1.30E+00	5.20E+00	
TM	9	L7677-01	7/7/2004	Ru-103	-2.40E+00	1.40E+00	5.50E+00	
TM	9	L7677-01	7/7/2004	Ru-106	-2.00E+01	1.20E+01	4.80E+01	
TM	9	L7677-01	7/7/2004	Sb-124	-3.60E+00	2.80E+00	1.30E+01	
TM	9	L7677-01	7/7/2004	Sb-125	3.40E+00	3.80E+00	1.30E+01	
TM	9	L7677-01	7/7/2004	Se-75	8.00E-01	1.60E+00	5.70E+00	
TM	9	L7677-01	7/7/2004	Zn-65	4.20E+00	3.20E+00	1.10E+01	
TM	9	L7677-01	7/7/2004	Zr-95	2.50E+00	2.40E+00	8.40E+00	
TM	9	L7811-01	7/21/2004	AcTh-228	9.00E-01	8.70E+00	3.20E+01	
TM	9	L7811-01	7/21/2004	Ag-108m	-4.00E-01	1.40E+00	5.40E+00	
TM	9	L7811-01	7/21/2004	Ag-110m	-2.00E+00	2.40E+00	9.90E+00	
TM	9	L7811-01	7/21/2004	Ba-140	-3.00E+00	3.30E+00	1.50E+01	
TM	9	L7811-01	7/21/2004	Be-7	1.60E+01	1.60E+01	5.40E+01	
TM	9	L7811-01	7/21/2004	Ce-141	9.00E-01	3.00E+00	1.10E+01	
TM	9	L7811-01	7/21/2004	Ce-144	-7.00E+00	1.10E+01	4.00E+01	
TM	9	L7811-01	7/21/2004	Co-57	3.30E+00	1.40E+00	4.30E+00	
TM	9	L7811-01	7/21/2004	Co-58	5.00E-01	2.10E+00	7.90E+00	
TM	9	L7811-01	7/21/2004	Co-60	1.80E+00	2.80E+00	9.80E+00	
TM	9	L7811-01	7/21/2004	Cr-51	-6.00E+00	1.70E+01	6.30E+01	
TM	9	L7811-01	7/21/2004	Cs-134	6.00E-01	2.20E+00	8.10E+00	
TM	9	L7811-01	7/21/2004	Cs-137	2.00E+00	1.80E+00	6.20E+00	
TM	9	L7811-01	7/21/2004	Fe-59	1.06E+01	6.90E+00	2.30E+01	
TM	9	L7811-01	7/21/2004	I-131	9.40E+00	4.30E+00	1.40E+01	
TM	9	L7811-01	7/21/2004	I-131	1.00E-02	1.50E-01	6.00E-01	
TM	9	L7811-01	7/21/2004	K-40	1.44E+03	8.80E+01	9.50E+01	*
TM	9	L7811-01	7/21/2004	La-140	-3.40E+00	3.80E+00	1.70E+01	
TM	9	L7811-01	7/21/2004	Mn-54	3.10E+00	1.70E+00	5.40E+00	

*** Radioactivity detected in sample (i.e., concentration > 3 X standard deviation)**
+ Minimum Detectable Concentration > Lower Limit of Detection Requirement

Seabrook Station Radiological Environmental Monitoring Program Data - 2004

Sample Type	Station	LSN	End Date	Nuclide	Conc (pCi/kg)	Std.Dev. (pCi/kg)	MDC (pCi/kg)	
TM	9	L7811-01	7/21/2004	Nb-95	5.00E-01	2.20E+00	8.10E+00	
TM	9	L7811-01	7/21/2004	Ru-103	-1.20E+00	1.90E+00	7.40E+00	
TM	9	L7811-01	7/21/2004	Ru-106	-1.00E+01	1.60E+01	6.40E+01	
TM	9	L7811-01	7/21/2004	Sb-124	0.00E+00	4.80E+00	1.90E+01	
TM	9	L7811-01	7/21/2004	Sb-125	2.60E+00	4.60E+00	1.60E+01	
TM	9	L7811-01	7/21/2004	Se-75	1.90E+00	2.10E+00	7.20E+00	
TM	9	L7811-01	7/21/2004	Zn-65	-1.70E+00	5.50E+00	2.10E+01	
TM	9	L7811-01	7/21/2004	Zr-95	1.10E+00	3.10E+00	1.20E+01	
TM	9	L7862-01	8/4/2004	AcTh-228	-5.00E-01	6.10E+00	2.20E+01	
TM	9	L7862-01	8/4/2004	Ag-108m	1.00E-01	1.30E+00	4.50E+00	
TM	9	L7862-01	8/4/2004	Ag-110m	3.60E+00	2.10E+00	6.70E+00	
TM	9	L7862-01	8/4/2004	Ba-140	-3.30E+00	3.20E+00	1.30E+01	
TM	9	L7862-01	8/4/2004	Be-7	0.00E+00	1.20E+01	4.30E+01	
TM	9	L7862-01	8/4/2004	Ce-141	4.70E+00	3.60E+00	1.20E+01	
TM	9	L7862-01	8/4/2004	Ce-144	-4.90E+00	9.60E+00	3.40E+01	
TM	9	L7862-01	8/4/2004	Co-57	-3.20E+00	1.20E+00	4.50E+00	
TM	9	L7862-01	8/4/2004	Co-58	0.00E+00	1.50E+00	5.60E+00	
TM	9	L7862-01	8/4/2004	Co-60	1.20E+00	2.10E+00	7.40E+00	
TM	9	L7862-01	8/4/2004	Cr-51	2.10E+01	1.60E+01	5.20E+01	
TM	9	L7862-01	8/4/2004	Cs-134	-3.50E+00	1.50E+00	6.40E+00	
TM	9	L7862-01	8/4/2004	Cs-137	-4.00E-01	1.60E+00	6.10E+00	
TM	9	L7862-01	8/4/2004	Fe-59	-9.20E+00	5.50E+00	2.30E+01	
TM	9	L7862-01	8/4/2004	I-131	-9.00E-02	1.30E-01	8.60E-01	
TM	9	L7862-01	8/4/2004	I-131	-9.00E-01	4.50E+00	1.60E+01	
TM	9	L7862-01	8/4/2004	K-40	1.35E+03	6.90E+01	7.70E+01	*
TM	9	L7862-01	8/4/2004	La-140	-3.80E+00	3.70E+00	1.50E+01	
TM	9	L7862-01	8/4/2004	Mn-54	4.00E-01	1.30E+00	4.60E+00	
TM	9	L7862-01	8/4/2004	Nb-95	5.00E-01	1.70E+00	6.20E+00	
TM	9	L7862-01	8/4/2004	Ru-103	-1.60E+00	1.70E+00	6.40E+00	
TM	9	L7862-01	8/4/2004	Ru-106	4.00E+00	1.40E+01	4.90E+01	
TM	9	L7862-01	8/4/2004	Sb-124	-3.60E+00	3.60E+00	1.60E+01	
TM	9	L7862-01	8/4/2004	Sb-125	5.40E+00	3.70E+00	1.20E+01	
TM	9	L7862-01	8/4/2004	Se-75	2.00E+00	1.90E+00	6.60E+00	
TM	9	L7862-01	8/4/2004	Zn-65	-5.00E+00	4.10E+00	1.60E+01	
TM	9	L7862-01	8/4/2004	Zr-95	1.30E+00	2.70E+00	9.80E+00	
TM	9	L7936-01	8/18/2004	AcTh-228	-4.00E+00	6.40E+00	2.50E+01	
TM	9	L7936-01	8/18/2004	Ag-108m	1.40E+00	1.50E+00	5.10E+00	
TM	9	L7936-01	8/18/2004	Ag-110m	-2.50E+00	2.20E+00	9.30E+00	
TM	9	L7936-01	8/18/2004	Ba-140	3.60E+00	2.60E+00	8.60E+00	
TM	9	L7936-01	8/18/2004	Be-7	6.00E+00	1.30E+01	4.60E+01	
TM	9	L7936-01	8/18/2004	Ce-141	-4.60E+00	2.70E+00	1.00E+01	
TM	9	L7936-01	8/18/2004	Ce-144	1.50E+00	8.90E+00	3.10E+01	
TM	9	L7936-01	8/18/2004	Co-57	1.00E+00	1.10E+00	3.80E+00	
TM	9	L7936-01	8/18/2004	Co-58	4.60E+00	2.00E+00	6.10E+00	
TM	9	L7936-01	8/18/2004	Co-60	-1.60E+00	2.60E+00	9.90E+00	
TM	9	L7936-01	8/18/2004	Cr-51	-9.00E+00	1.40E+01	5.20E+01	
TM	9	L7936-01	8/18/2004	Cs-134	3.70E+00	1.80E+00	5.60E+00	
TM	9	L7936-01	8/18/2004	Cs-137	6.00E-01	1.70E+00	6.20E+00	
TM	9	L7936-01	8/18/2004	Fe-59	-9.40E+00	6.80E+00	2.80E+01	
TM	9	L7936-01	8/18/2004	I-131	8.00E-01	2.90E+00	1.00E+01	
TM	9	L7936-01	8/18/2004	I-131	3.30E-01	2.40E-01	7.90E-01	

*** Radioactivity detected in sample (i.e., concentration > 3 X standard deviation)**
+ Minimum Detectable Concentration > Lower Limit of Detection Requirement

Seabrook Station Radiological Environmental Monitoring Program Data - 2004

Sample Type	Station	LSN	End Date	Nuclide	Conc (pCi/kg)	Std.Dev. (pCi/kg)	MDC (pCi/kg)	
TM	9	L7936-01	8/18/2004	K-40	1.25E+03	7.80E+01	9.20E+01	*
TM	9	L7936-01	8/18/2004	La-140	4.10E+00	3.00E+00	9.90E+00	
TM	9	L7936-01	8/18/2004	Mn-54	1.20E+00	1.30E+00	4.70E+00	
TM	9	L7936-01	8/18/2004	Nb-95	7.00E-01	1.90E+00	6.80E+00	
TM	9	L7936-01	8/18/2004	Ru-103	-8.00E-01	1.60E+00	6.10E+00	
TM	9	L7936-01	8/18/2004	Ru-106	5.00E+00	1.40E+01	5.00E+01	
TM	9	L7936-01	8/18/2004	Sb-124	-2.40E+00	4.80E+00	2.00E+01	
TM	9	L7936-01	8/18/2004	Sb-125	8.90E+00	4.60E+00	1.50E+01	
TM	9	L7936-01	8/18/2004	Se-75	1.40E+00	1.70E+00	6.00E+00	
TM	9	L7936-01	8/18/2004	Zn-65	0.00E+00	4.40E+00	1.70E+01	
TM	9	L7936-01	8/18/2004	Zr-95	-7.00E-01	3.20E+00	1.20E+01	
TM	9	L8008-01	9/1/2004	AcTh-228	-1.60E+00	6.30E+00	2.40E+01	
TM	9	L8008-01	9/1/2004	Ag-108m	2.40E+00	1.40E+00	4.40E+00	
TM	9	L8008-01	9/1/2004	Ag-110m	0.00E+00	2.80E+00	1.00E+01	
TM	9	L8008-01	9/1/2004	Ba-140	1.60E+00	1.90E+00	7.30E+00	
TM	9	L8008-01	9/1/2004	Be-7	4.00E+00	1.50E+01	5.40E+01	
TM	9	L8008-01	9/1/2004	Ce-141	-1.80E+00	2.80E+00	1.00E+01	
TM	9	L8008-01	9/1/2004	Ce-144	0.00E+00	1.00E+01	3.60E+01	
TM	9	L8008-01	9/1/2004	Co-57	1.60E+00	1.40E+00	4.80E+00	
TM	9	L8008-01	9/1/2004	Co-58	2.50E+00	1.80E+00	6.10E+00	
TM	9	L8008-01	9/1/2004	Co-60	-1.00E-01	2.30E+00	8.70E+00	
TM	9	L8008-01	9/1/2004	Cr-51	-3.20E+01	1.60E+01	6.20E+01	
TM	9	L8008-01	9/1/2004	Cs-134	0.00E+00	1.90E+00	7.10E+00	
TM	9	L8008-01	9/1/2004	Cs-137	3.00E-01	1.80E+00	6.70E+00	
TM	9	L8008-01	9/1/2004	Fe-59	5.00E-01	5.80E+00	2.20E+01	
TM	9	L8008-01	9/1/2004	I-131	2.50E+00	3.70E+00	1.30E+01	
TM	9	L8008-01	9/1/2004	I-131	-1.00E-01	1.60E-01	8.90E-01	
TM	9	L8008-01	9/1/2004	K-40	1.26E+03	7.40E+01	8.70E+01	*
TM	9	L8008-01	9/1/2004	La-140	1.80E+00	2.20E+00	8.40E+00	
TM	9	L8008-01	9/1/2004	Mn-54	3.00E-01	1.70E+00	6.30E+00	
TM	9	L8008-01	9/1/2004	Nb-95	2.00E-01	2.00E+00	7.30E+00	
TM	9	L8008-01	9/1/2004	Ru-103	8.00E-01	1.80E+00	6.50E+00	
TM	9	L8008-01	9/1/2004	Ru-106	-1.40E+01	1.50E+01	5.80E+01	
TM	9	L8008-01	9/1/2004	Sb-124	1.10E+00	3.70E+00	1.50E+01	
TM	9	L8008-01	9/1/2004	Sb-125	-6.00E-01	3.80E+00	1.40E+01	
TM	9	L8008-01	9/1/2004	Se-75	-1.40E+00	2.30E+00	8.30E+00	
TM	9	L8008-01	9/1/2004	Zn-65	3.50E+00	4.40E+00	1.50E+01	
TM	9	L8008-01	9/1/2004	Zr-95	-2.90E+00	2.60E+00	1.10E+01	
TM	9	L8135-01	9/22/2004	AcTh-228	6.60E+00	5.90E+00	2.00E+01	
TM	9	L8135-01	9/22/2004	Ag-108m	0.00E+00	1.20E+00	4.20E+00	
TM	9	L8135-01	9/22/2004	Ag-110m	-1.60E+00	2.00E+00	8.10E+00	
TM	9	L8135-01	9/22/2004	Ba-140	-1.20E+00	3.30E+00	1.30E+01	
TM	9	L8135-01	9/22/2004	Be-7	6.00E+00	1.30E+01	4.70E+01	
TM	9	L8135-01	9/22/2004	Ce-141	4.00E-01	2.40E+00	8.50E+00	
TM	9	L8135-01	9/22/2004	Ce-144	1.55E+01	9.40E+00	3.10E+01	
TM	9	L8135-01	9/22/2004	Co-57	-7.00E-01	1.10E+00	4.00E+00	
TM	9	L8135-01	9/22/2004	Co-58	-2.70E+00	1.90E+00	7.60E+00	
TM	9	L8135-01	9/22/2004	Co-60	4.90E+00	2.40E+00	7.70E+00	
TM	9	L8135-01	9/22/2004	Cr-51	7.00E+00	1.40E+01	4.80E+01	
TM	9	L8135-01	9/22/2004	Cs-134	1.70E+00	1.70E+00	5.80E+00	
TM	9	L8135-01	9/22/2004	Cs-137	1.30E+00	1.40E+00	4.70E+00	

*** Radioactivity detected in sample (i.e., concentration > 3 X standard deviation)**
+ Minimum Detectable Concentration > Lower Limit of Detection Requirement

Seabrook Station Radiological Environmental Monitoring Program Data - 2004

Sample Type	Station	LSN	End Date	Nuclide	Conc (pCi/kg)	Std.Dev. (pCi/kg)	MDC (pCi/kg)	
TM	9	L8135-01	9/22/2004	Fe-59	1.90E+00	5.10E+00	1.90E+01	
TM	9	L8135-01	9/22/2004	I-131	-1.00E-02	1.40E-01	7.20E-01	
TM	9	L8135-01	9/22/2004	I-131	-3.50E+00	3.80E+00	1.40E+01	
TM	9	L8135-01	9/22/2004	K-40	1.44E+03	7.30E+01	7.20E+01	*
TM	9	L8135-01	9/22/2004	La-140	-1.40E+00	3.80E+00	1.50E+01	
TM	9	L8135-01	9/22/2004	Mn-54	1.80E+00	1.60E+00	5.40E+00	
TM	9	L8135-01	9/22/2004	Nb-95	2.00E-01	2.00E+00	7.20E+00	
TM	9	L8135-01	9/22/2004	Ru-103	0.00E+00	1.70E+00	6.30E+00	
TM	9	L8135-01	9/22/2004	Ru-106	2.00E+00	1.20E+01	4.60E+01	
TM	9	L8135-01	9/22/2004	Sb-124	-5.90E+00	3.70E+00	1.70E+01	
TM	9	L8135-01	9/22/2004	Sb-125	-1.80E+00	3.40E+00	1.30E+01	
TM	9	L8135-01	9/22/2004	Se-75	1.20E+00	1.60E+00	5.60E+00	
TM	9	L8135-01	9/22/2004	Zn-65	-2.40E+00	4.30E+00	1.60E+01	
TM	9	L8135-01	9/22/2004	Zr-95	-9.00E-01	2.90E+00	1.10E+01	
TM	9	L8249-01	10/13/2004	AcTh-228	-1.10E+00	5.20E+00	2.10E+01	
TM	9	L8249-01	10/13/2004	Ag-108m	-3.10E+00	1.80E+00	7.10E+00	
TM	9	L8249-01	10/13/2004	Ag-110m	-2.10E+00	2.70E+00	1.10E+01	
TM	9	L8249-01	10/13/2004	Ba-140	2.70E+00	2.90E+00	1.10E+01	
TM	9	L8249-01	10/13/2004	Be-7	2.20E+01	1.60E+01	5.30E+01	
TM	9	L8249-01	10/13/2004	Ce-141	-7.00E-01	2.90E+00	1.00E+01	
TM	9	L8249-01	10/13/2004	Ce-144	-4.80E+00	9.60E+00	3.50E+01	
TM	9	L8249-01	10/13/2004	Co-57	5.00E-01	1.30E+00	4.60E+00	
TM	9	L8249-01	10/13/2004	Co-58	-2.30E+00	1.90E+00	8.10E+00	
TM	9	L8249-01	10/13/2004	Co-60	-2.40E+00	2.50E+00	1.10E+01	
TM	9	L8249-01	10/13/2004	Cr-51	-4.00E+00	1.50E+01	5.50E+01	
TM	9	L8249-01	10/13/2004	Cs-134	-2.10E+00	2.10E+00	8.70E+00	
TM	9	L8249-01	10/13/2004	Cs-137	1.10E+00	2.10E+00	7.60E+00	
TM	9	L8249-01	10/13/2004	Fe-59	-1.40E+00	5.90E+00	2.40E+01	
TM	9	L8249-01	10/13/2004	I-131	-5.00E-01	3.40E+00	1.30E+01	
TM	9	L8249-01	10/13/2004	I-131	-3.00E-02	1.20E-01	7.40E-01	
TM	9	L8249-01	10/13/2004	K-40	1.45E+03	9.20E+01	9.40E+01	*
TM	9	L8249-01	10/13/2004	La-140	3.10E+00	3.40E+00	1.20E+01	
TM	9	L8249-01	10/13/2004	Mn-54	5.00E+00	2.30E+00	7.20E+00	
TM	9	L8249-01	10/13/2004	Nb-95	-9.00E-01	2.30E+00	9.00E+00	
TM	9	L8249-01	10/13/2004	Ru-103	4.70E+00	2.00E+00	6.10E+00	
TM	9	L8249-01	10/13/2004	Ru-106	-1.20E+01	1.60E+01	6.60E+01	
TM	9	L8249-01	10/13/2004	Sb-124	0.00E+00	3.60E+00	1.60E+01	
TM	9	L8249-01	10/13/2004	Sb-125	-8.10E+00	5.10E+00	2.10E+01	
TM	9	L8249-01	10/13/2004	Se-75	3.30E+00	2.20E+00	7.30E+00	
TM	9	L8249-01	10/13/2004	Zn-65	-8.50E+00	4.90E+00	2.10E+01	
TM	9	L8249-01	10/13/2004	Zr-95	4.70E+00	4.10E+00	1.40E+01	
TM	9	L8465-01	11/17/2004	AcTh-228	6.10E+00	5.70E+00	2.00E+01	
TM	9	L8465-01	11/17/2004	Ag-108m	-1.80E+00	1.30E+00	5.10E+00	
TM	9	L8465-01	11/17/2004	Ag-110m	-1.90E+00	2.30E+00	8.90E+00	
TM	9	L8465-01	11/17/2004	Ba-140	-4.80E+00	2.70E+00	1.30E+01	
TM	9	L8465-01	11/17/2004	Be-7	-2.00E+00	1.20E+01	4.50E+01	
TM	9	L8465-01	11/17/2004	Ce-141	-2.50E+00	3.20E+00	1.10E+01	
TM	9	L8465-01	11/17/2004	Ce-144	-9.00E+00	1.20E+01	4.10E+01	
TM	9	L8465-01	11/17/2004	Co-57	2.30E+00	1.40E+00	4.60E+00	
TM	9	L8465-01	11/17/2004	Co-58	-4.50E+00	1.70E+00	7.50E+00	
TM	9	L8465-01	11/17/2004	Co-60	2.10E+00	2.10E+00	7.20E+00	

*** Radioactivity detected in sample (i.e., concentration > 3 X standard deviation)**
+ Minimum Detectable Concentration > Lower Limit of Detection Requirement

Seabrook Station Radiological Environmental Monitoring Program Data - 2004

Sample Type	Station	LSN	End Date	Nuclide	Conc (pCi/kg)	Std.Dev. (pCi/kg)	MDC (pCi/kg)	
TM	9	L8465-01	11/17/2004	Cr-51	-2.50E+01	1.70E+01	6.40E+01	
TM	9	L8465-01	11/17/2004	Cs-134	-1.70E+00	1.80E+00	7.10E+00	
TM	9	L8465-01	11/17/2004	Cs-137	8.00E-01	1.70E+00	6.20E+00	
TM	9	L8465-01	11/17/2004	Fe-59	7.90E+00	5.20E+00	1.70E+01	
TM	9	L8465-01	11/17/2004	I-131	1.50E-01	1.80E-01	7.20E-01	
TM	9	L8465-01	11/17/2004	I-131	1.00E+00	4.30E+00	1.50E+01	
TM	9	L8465-01	11/17/2004	K-40	1.29E+03	7.00E+01	7.90E+01	*
TM	9	L8465-01	11/17/2004	La-140	-5.60E+00	3.10E+00	1.40E+01	
TM	9	L8465-01	11/17/2004	Mn-54	-5.00E-01	1.40E+00	5.50E+00	
TM	9	L8465-01	11/17/2004	Nb-95	-8.00E-01	2.10E+00	8.00E+00	
TM	9	L8465-01	11/17/2004	Ru-103	-1.40E+00	2.00E+00	7.50E+00	
TM	9	L8465-01	11/17/2004	Ru-106	1.00E+00	1.60E+01	5.70E+01	
TM	9	L8465-01	11/17/2004	Sb-124	6.70E+00	3.40E+00	1.00E+01	
TM	9	L8465-01	11/17/2004	Sb-125	-8.20E+00	4.10E+00	1.70E+01	
TM	9	L8465-01	11/17/2004	Se-75	-2.50E+00	2.20E+00	8.20E+00	
TM	9	L8465-01	11/17/2004	Zn-65	-6.00E+00	4.80E+00	1.90E+01	
TM	9	L8465-01	11/17/2004	Zr-95	1.00E+00	2.80E+00	1.00E+01	
TM	9	L8587-01	12/15/2004	AcTh-228	5.20E+00	6.00E+00	2.10E+01	
TM	9	L8587-01	12/15/2004	Ag-108m	1.00E-01	1.00E+00	3.70E+00	
TM	9	L8587-01	12/15/2004	Ag-110m	2.50E+00	1.90E+00	6.40E+00	
TM	9	L8587-01	12/15/2004	Ba-140	-9.00E-01	2.40E+00	9.30E+00	
TM	9	L8587-01	12/15/2004	Be-7	1.30E+01	1.10E+01	3.60E+01	
TM	9	L8587-01	12/15/2004	Ce-141	-1.00E+00	2.20E+00	7.90E+00	
TM	9	L8587-01	12/15/2004	Ce-144	2.20E+00	7.90E+00	2.70E+01	
TM	9	L8587-01	12/15/2004	Co-57	1.00E+00	1.10E+00	3.70E+00	
TM	9	L8587-01	12/15/2004	Co-58	-9.00E-01	1.20E+00	4.80E+00	
TM	9	L8587-01	12/15/2004	Co-60	0.00E+00	1.60E+00	6.00E+00	
TM	9	L8587-01	12/15/2004	Cr-51	1.30E+01	1.20E+01	4.10E+01	
TM	9	L8587-01	12/15/2004	Cs-134	-1.20E+00	1.30E+00	5.20E+00	
TM	9	L8587-01	12/15/2004	Cs-137	5.00E-01	1.30E+00	4.50E+00	
TM	9	L8587-01	12/15/2004	Fe-59	4.60E+00	3.80E+00	1.30E+01	
TM	9	L8587-01	12/15/2004	I-131	1.50E+00	2.30E+00	7.90E+00	
TM	9	L8587-01	12/15/2004	I-131	1.50E-01	1.50E-01	5.70E-01	
TM	9	L8587-01	12/15/2004	K-40	1.25E+03	6.10E+01	7.20E+01	*
TM	9	L8587-01	12/15/2004	La-140	-1.00E+00	2.70E+00	1.10E+01	
TM	9	L8587-01	12/15/2004	Mn-54	2.80E+00	1.50E+00	4.60E+00	
TM	9	L8587-01	12/15/2004	Nb-95	2.60E+00	1.40E+00	4.50E+00	
TM	9	L8587-01	12/15/2004	Ru-103	-1.00E+00	1.40E+00	5.20E+00	
TM	9	L8587-01	12/15/2004	Ru-106	-5.00E+00	1.20E+01	4.30E+01	
TM	9	L8587-01	12/15/2004	Sb-124	-1.40E+00	2.50E+00	1.10E+01	
TM	9	L8587-01	12/15/2004	Sb-125	4.00E-01	3.30E+00	1.20E+01	
TM	9	L8587-01	12/15/2004	Se-75	-3.00E-01	1.80E+00	6.30E+00	
TM	9	L8587-01	12/15/2004	Zn-65	-2.80E+00	3.30E+00	1.30E+01	
TM	9	L8587-01	12/15/2004	Zr-95	-1.00E-01	2.40E+00	8.80E+00	
TM	15	L6806-03	1/14/2004	AcTh-228	-1.90E+00	6.40E+00	2.30E+01	
TM	15	L6806-03	1/14/2004	Ag-108m	7.00E-01	1.50E+00	5.00E+00	
TM	15	L6806-03	1/14/2004	Ag-110m	-7.00E-01	2.30E+00	8.20E+00	
TM	15	L6806-03	1/14/2004	Ba-140	-3.40E+00	3.70E+00	1.40E+01	
TM	15	L6806-03	1/14/2004	Be-7	-1.50E+01	1.50E+01	5.50E+01	
TM	15	L6806-03	1/14/2004	Ce-141	4.20E+00	2.80E+00	9.10E+00	
TM	15	L6806-03	1/14/2004	Ce-144	1.50E+00	9.40E+00	3.20E+01	

*** Radioactivity detected in sample (i.e., concentration > 3 X standard deviation)**
+ Minimum Detectable Concentration > Lower Limit of Detection Requirement

Seabrook Station Radiological Environmental Monitoring Program Data - 2004

Sample Type	Station	LSN	End Date	Nuclide	Conc (pCi/kg)	Std.Dev. (pCi/kg)	MDC (pCi/kg)	
TM	15	L6806-03	1/14/2004	Co-57	-1.90E+00	1.30E+00	4.60E+00	
TM	15	L6806-03	1/14/2004	Co-58	5.00E-01	1.80E+00	6.50E+00	
TM	15	L6806-03	1/14/2004	Co-60	-2.30E+00	1.70E+00	6.80E+00	
TM	15	L6806-03	1/14/2004	Cr-51	-4.00E+00	1.80E+01	6.30E+01	
TM	15	L6806-03	1/14/2004	Cs-134	1.30E+00	1.90E+00	6.60E+00	
TM	15	L6806-03	1/14/2004	Cs-137	1.40E+00	1.60E+00	5.60E+00	
TM	15	L6806-03	1/14/2004	Fe-59	1.90E+00	5.80E+00	2.10E+01	
TM	15	L6806-03	1/14/2004	I-131	1.00E-01	1.60E-01	7.10E-01	
TM	15	L6806-03	1/14/2004	I-131	7.00E+00	5.40E+00	1.80E+01	
TM	15	L6806-03	1/14/2004	K-40	1.50E+03	6.30E+01	8.20E+01	*
TM	15	L6806-03	1/14/2004	La-140	-3.90E+00	4.30E+00	1.60E+01	
TM	15	L6806-03	1/14/2004	Mn-54	-1.30E+00	1.70E+00	6.10E+00	
TM	15	L6806-03	1/14/2004	Nb-95	2.00E-01	2.30E+00	8.00E+00	
TM	15	L6806-03	1/14/2004	Ru-103	-1.90E+00	1.70E+00	6.40E+00	
TM	15	L6806-03	1/14/2004	Ru-106	-2.10E+01	1.50E+01	5.60E+01	
TM	15	L6806-03	1/14/2004	Sb-124	8.00E-01	2.90E+00	1.10E+01	
TM	15	L6806-03	1/14/2004	Sb-125	-2.40E+00	4.40E+00	1.60E+01	
TM	15	L6806-03	1/14/2004	Se-75	5.00E-01	1.90E+00	6.50E+00	
TM	15	L6806-03	1/14/2004	Zn-65	-1.50E+00	4.60E+00	1.60E+01	
TM	15	L6806-03	1/14/2004	Zr-95	1.90E+00	3.20E+00	1.10E+01	
TM	15	L6933-03	2/11/2004	AcTh-228	4.50E+00	7.00E+00	2.50E+01	
TM	15	L6933-03	2/11/2004	Ag-108m	0.00E+00	1.30E+00	4.70E+00	
TM	15	L6933-03	2/11/2004	Ag-110m	-1.50E+00	2.40E+00	9.50E+00	
TM	15	L6933-03	2/11/2004	Ba-140	-8.00E-01	3.20E+00	1.30E+01	
TM	15	L6933-03	2/11/2004	Be-7	3.60E+01	1.50E+01	4.50E+01	
TM	15	L6933-03	2/11/2004	Ce-141	-5.20E+00	2.70E+00	1.00E+01	
TM	15	L6933-03	2/11/2004	Ce-144	-6.60E+00	9.90E+00	3.50E+01	
TM	15	L6933-03	2/11/2004	Co-57	1.40E+00	1.30E+00	4.50E+00	
TM	15	L6933-03	2/11/2004	Co-58	-5.00E-01	1.90E+00	7.00E+00	
TM	15	L6933-03	2/11/2004	Co-60	-1.80E+00	2.10E+00	8.40E+00	
TM	15	L6933-03	2/11/2004	Cr-51	2.00E+01	1.50E+01	4.90E+01	
TM	15	L6933-03	2/11/2004	Cs-134	3.00E+00	2.10E+00	6.80E+00	
TM	15	L6933-03	2/11/2004	Cs-137	3.80E+00	2.40E+00	7.80E+00	
TM	15	L6933-03	2/11/2004	Fe-59	2.20E+00	6.80E+00	2.50E+01	
TM	15	L6933-03	2/11/2004	I-131	-1.24E-01	2.30E-02	5.80E-01	
TM	15	L6933-03	2/11/2004	I-131	-1.80E+00	4.00E+00	1.50E+01	
TM	15	L6933-03	2/11/2004	K-40	1.79E+03	8.70E+01	7.60E+01	*
TM	15	L6933-03	2/11/2004	La-140	-9.00E-01	3.70E+00	1.50E+01	
TM	15	L6933-03	2/11/2004	Mn-54	-4.00E-01	1.70E+00	6.40E+00	
TM	15	L6933-03	2/11/2004	Nb-95	3.50E+00	2.10E+00	6.90E+00	
TM	15	L6933-03	2/11/2004	Ru-103	1.00E+00	1.80E+00	6.20E+00	
TM	15	L6933-03	2/11/2004	Ru-106	5.00E+00	1.70E+01	6.00E+01	
TM	15	L6933-03	2/11/2004	Sb-124	2.30E+00	3.60E+00	1.40E+01	
TM	15	L6933-03	2/11/2004	Sb-125	9.10E+00	4.20E+00	1.30E+01	
TM	15	L6933-03	2/11/2004	Se-75	-2.00E-01	2.10E+00	7.40E+00	
TM	15	L6933-03	2/11/2004	Zn-65	-4.20E+00	5.10E+00	2.00E+01	
TM	15	L6933-03	2/11/2004	Zr-95	4.00E-01	3.60E+00	1.30E+01	
TM	15	L7093-02	3/17/2004	AcTh-228	-8.40E+00	5.90E+00	2.40E+01	
TM	15	L7093-02	3/17/2004	Ag-108m	-1.60E+00	1.20E+00	4.70E+00	
TM	15	L7093-02	3/17/2004	Ag-110m	1.00E+00	2.20E+00	7.80E+00	
TM	15	L7093-02	3/17/2004	Ba-140	-2.80E+00	3.40E+00	1.40E+01	

*** Radioactivity detected in sample (i.e., concentration > 3 X standard deviation)**
+ Minimum Detectable Concentration > Lower Limit of Detection Requirement

Seabrook Station Radiological Environmental Monitoring Program Data - 2004

Sample Type	Station	LSN	End Date	Nuclide	Conc (pCi/kg)	Std.Dev. (pCi/kg)	MDC (pCi/kg)	
TM	15	L7093-02	3/17/2004	Be-7	1.60E+01	1.30E+01	4.30E+01	
TM	15	L7093-02	3/17/2004	Ce-141	1.80E+00	2.50E+00	8.50E+00	
TM	15	L7093-02	3/17/2004	Ce-144	1.55E+01	7.80E+00	2.50E+01	
TM	15	L7093-02	3/17/2004	Co-57	-9.50E-01	9.20E-01	3.30E+00	
TM	15	L7093-02	3/17/2004	Co-58	-2.30E+00	1.60E+00	6.40E+00	
TM	15	L7093-02	3/17/2004	Co-60	3.20E+00	2.00E+00	6.50E+00	
TM	15	L7093-02	3/17/2004	Cr-51	-4.00E+00	1.40E+01	5.00E+01	
TM	15	L7093-02	3/17/2004	Cs-134	-1.70E+00	1.80E+00	7.00E+00	
TM	15	L7093-02	3/17/2004	Cs-137	2.00E+00	1.80E+00	6.10E+00	
TM	15	L7093-02	3/17/2004	Fe-59	-9.00E-01	5.50E+00	2.10E+01	
TM	15	L7093-02	3/17/2004	I-131	4.50E+00	3.80E+00	1.30E+01	
TM	15	L7093-02	3/17/2004	I-131	-1.64E-01	2.60E-02	7.10E-01	
TM	15	L7093-02	3/17/2004	K-40	1.39E+03	7.10E+01	7.20E+01	*
TM	15	L7093-02	3/17/2004	La-140	-3.20E+00	4.00E+00	1.60E+01	
TM	15	L7093-02	3/17/2004	Mn-54	-2.00E-01	1.50E+00	5.60E+00	
TM	15	L7093-02	3/17/2004	Nb-95	-8.00E-01	1.70E+00	6.60E+00	
TM	15	L7093-02	3/17/2004	Ru-103	-1.00E+00	1.40E+00	5.30E+00	
TM	15	L7093-02	3/17/2004	Ru-106	2.80E+01	1.30E+01	3.90E+01	
TM	15	L7093-02	3/17/2004	Sb-124	1.90E+00	3.00E+00	1.10E+01	
TM	15	L7093-02	3/17/2004	Sb-125	2.20E+00	3.90E+00	1.40E+01	
TM	15	L7093-02	3/17/2004	Se-75	2.40E+00	1.80E+00	6.20E+00	
TM	15	L7093-02	3/17/2004	Zn-65	-5.80E+00	3.80E+00	1.50E+01	
TM	15	L7093-02	3/17/2004	Zr-95	-1.00E+00	3.00E+00	1.10E+01	
TM	15	L7201-02	4/7/2004	AcTh-228	-8.30E+00	6.50E+00	2.60E+01	
TM	15	L7201-02	4/7/2004	Ag-108m	1.40E+00	1.50E+00	5.00E+00	
TM	15	L7201-02	4/7/2004	Ag-110m	4.00E-01	2.80E+00	1.00E+01	
TM	15	L7201-02	4/7/2004	Ba-140	0.00E+00	3.30E+00	1.30E+01	
TM	15	L7201-02	4/7/2004	Be-7	3.20E+01	1.40E+01	4.30E+01	
TM	15	L7201-02	4/7/2004	Ce-141	1.00E-01	2.90E+00	9.90E+00	
TM	15	L7201-02	4/7/2004	Ce-144	8.40E+00	9.40E+00	3.20E+01	
TM	15	L7201-02	4/7/2004	Co-57	-4.00E-01	1.20E+00	4.30E+00	
TM	15	L7201-02	4/7/2004	Co-58	-3.00E-01	1.70E+00	6.40E+00	
TM	15	L7201-02	4/7/2004	Co-60	1.60E+00	2.10E+00	7.40E+00	
TM	15	L7201-02	4/7/2004	Cr-51	-1.40E+01	1.80E+01	6.50E+01	
TM	15	L7201-02	4/7/2004	Cs-134	-2.30E+00	1.80E+00	7.10E+00	
TM	15	L7201-02	4/7/2004	Cs-137	2.20E+00	1.70E+00	5.80E+00	
TM	15	L7201-02	4/7/2004	Fe-59	-2.60E+00	6.90E+00	2.60E+01	
TM	15	L7201-02	4/7/2004	I-131	7.00E-02	1.30E-01	5.90E-01	
TM	15	L7201-02	4/7/2004	I-131	-5.70E+00	4.60E+00	1.70E+01	
TM	15	L7201-02	4/7/2004	K-40	1.48E+03	7.60E+01	7.50E+01	*
TM	15	L7201-02	4/7/2004	La-140	0.00E+00	3.70E+00	1.50E+01	
TM	15	L7201-02	4/7/2004	Mn-54	6.00E-01	1.50E+00	5.30E+00	
TM	15	L7201-02	4/7/2004	Nb-95	-4.90E+00	1.90E+00	8.30E+00	
TM	15	L7201-02	4/7/2004	Ru-103	1.40E+00	1.80E+00	6.10E+00	
TM	15	L7201-02	4/7/2004	Ru-106	1.30E+01	1.70E+01	5.80E+01	
TM	15	L7201-02	4/7/2004	Sb-124	5.20E+00	3.40E+00	1.10E+01	
TM	15	L7201-02	4/7/2004	Sb-125	-4.40E+00	4.10E+00	1.60E+01	
TM	15	L7201-02	4/7/2004	Se-75	-3.10E+00	1.80E+00	7.00E+00	
TM	15	L7201-02	4/7/2004	Zn-65	-4.50E+00	4.90E+00	1.90E+01	
TM	15	L7201-02	4/7/2004	Zr-95	-1.20E+00	3.10E+00	1.20E+01	
TM	15	L7273-02	4/21/2004	AcTh-228	-2.30E+00	5.10E+00	1.90E+01	

*** Radioactivity detected in sample (i.e., concentration > 3 X standard deviation)**
+ Minimum Detectable Concentration > Lower Limit of Detection Requirement

Seabrook Station Radiological Environmental Monitoring Program Data - 2004

Sample Type	Station	LSN	End Date	Nuclide	Conc (pCi/kg)	Std.Dev. (pCi/kg)	MDC (pCi/kg)	
TM	15	L7273-02	4/21/2004	Ag-108m	-8.00E-01	1.10E+00	4.10E+00	
TM	15	L7273-02	4/21/2004	Ag-110m	-2.10E+00	1.90E+00	7.20E+00	
TM	15	L7273-02	4/21/2004	Ba-140	1.10E+00	2.30E+00	8.50E+00	
TM	15	L7273-02	4/21/2004	Be-7	2.00E+00	1.20E+01	4.20E+01	
TM	15	L7273-02	4/21/2004	Ce-141	3.00E+00	2.60E+00	8.80E+00	
TM	15	L7273-02	4/21/2004	Ce-144	9.20E+00	9.00E+00	3.00E+01	
TM	15	L7273-02	4/21/2004	Co-57	-9.00E-01	1.20E+00	4.20E+00	
TM	15	L7273-02	4/21/2004	Co-58	-1.80E+00	1.30E+00	5.00E+00	
TM	15	L7273-02	4/21/2004	Co-60	-9.00E-01	1.40E+00	5.40E+00	
TM	15	L7273-02	4/21/2004	Cr-51	3.00E+01	1.60E+01	5.10E+01	
TM	15	L7273-02	4/21/2004	Cs-134	-7.00E-01	1.50E+00	5.40E+00	
TM	15	L7273-02	4/21/2004	Cs-137	3.40E+00	1.30E+00	4.10E+00	
TM	15	L7273-02	4/21/2004	Fe-59	-6.00E-01	4.20E+00	1.60E+01	
TM	15	L7273-02	4/21/2004	I-131	-7.00E-02	1.00E-01	7.10E-01	
TM	15	L7273-02	4/21/2004	I-131	3.60E+00	4.80E+00	1.60E+01	
TM	15	L7273-02	4/21/2004	K-40	1.70E+03	6.30E+01	5.60E+01	*
TM	15	L7273-02	4/21/2004	La-140	1.30E+00	2.60E+00	9.80E+00	
TM	15	L7273-02	4/21/2004	Mn-54	1.10E+00	1.20E+00	4.30E+00	
TM	15	L7273-02	4/21/2004	Nb-95	1.00E-01	1.50E+00	5.30E+00	
TM	15	L7273-02	4/21/2004	Ru-103	2.00E-01	1.50E+00	5.30E+00	
TM	15	L7273-02	4/21/2004	Ru-106	-3.00E+00	1.20E+01	4.40E+01	
TM	15	L7273-02	4/21/2004	Sb-124	-7.20E+00	3.10E+00	1.40E+01	
TM	15	L7273-02	4/21/2004	Sb-125	-2.50E+00	3.50E+00	1.30E+01	
TM	15	L7273-02	4/21/2004	Se-75	-1.10E+00	1.60E+00	5.70E+00	
TM	15	L7273-02	4/21/2004	Zn-65	-5.00E+00	3.40E+00	1.30E+01	
TM	15	L7273-02	4/21/2004	Zr-95	5.00E+00	2.20E+00	6.80E+00	
TM	15	L7374-02	5/5/2004	AcTh-228	-6.40E+00	8.70E+00	3.60E+01	
TM	15	L7374-02	5/5/2004	Ag-108m	-3.00E-01	1.90E+00	7.30E+00	
TM	15	L7374-02	5/5/2004	Ag-110m	3.50E+00	3.00E+00	1.10E+01	
TM	15	L7374-02	5/5/2004	Ba-140	-1.10E+00	3.00E+00	1.40E+01	
TM	15	L7374-02	5/5/2004	Be-7	1.30E+01	1.90E+01	6.80E+01	
TM	15	L7374-02	5/5/2004	Ce-141	3.60E+00	3.40E+00	1.10E+01	
TM	15	L7374-02	5/5/2004	Ce-144	5.00E+00	1.30E+01	4.70E+01	
TM	15	L7374-02	5/5/2004	Co-57	6.00E-01	1.50E+00	5.40E+00	
TM	15	L7374-02	5/5/2004	Co-58	-1.30E+00	2.10E+00	8.70E+00	
TM	15	L7374-02	5/5/2004	Co-60	-2.00E+00	2.60E+00	1.10E+01	
TM	15	L7374-02	5/5/2004	Cr-51	5.00E+00	1.90E+01	6.80E+01	
TM	15	L7374-02	5/5/2004	Cs-134	-9.00E-01	2.10E+00	8.60E+00	
TM	15	L7374-02	5/5/2004	Cs-137	-3.40E+00	2.40E+00	1.00E+01	
TM	15	L7374-02	5/5/2004	Fe-59	3.60E+00	8.20E+00	3.00E+01	
TM	15	L7374-02	5/5/2004	I-131	5.70E-01	3.50E-01	9.70E-01	
TM	15	L7374-02	5/5/2004	I-131	-4.80E+00	3.40E+00	1.40E+01	
TM	15	L7374-02	5/5/2004	K-40	1.34E+03	1.00E+02	1.10E+02	*
TM	15	L7374-02	5/5/2004	La-140	-1.30E+00	3.50E+00	1.60E+01	
TM	15	L7374-02	5/5/2004	Mn-54	7.00E-01	2.10E+00	8.00E+00	
TM	15	L7374-02	5/5/2004	Nb-95	-3.00E-01	2.20E+00	8.70E+00	
TM	15	L7374-02	5/5/2004	Ru-103	-2.40E+00	2.30E+00	9.50E+00	
TM	15	L7374-02	5/5/2004	Ru-106	3.10E+01	2.20E+01	7.50E+01	
TM	15	L7374-02	5/5/2004	Sb-124	5.70E+00	5.00E+00	1.80E+01	
TM	15	L7374-02	5/5/2004	Sb-125	4.70E+00	5.70E+00	2.00E+01	
TM	15	L7374-02	5/5/2004	Se-75	-1.00E+00	2.40E+00	9.00E+00	

*** Radioactivity detected in sample (i.e., concentration > 3 X standard deviation)**
+ Minimum Detectable Concentration > Lower Limit of Detection Requirement

Seabrook Station Radiological Environmental Monitoring Program Data - 2004

Sample Type	Station	LSN	End Date	Nuclide	Conc (pCi/kg)	Std.Dev. (pCi/kg)	MDC (pCi/kg)	
TM	15	L7374-02	5/5/2004	Zn-65	-1.21E+01	5.70E+00	2.60E+01	
TM	15	L7374-02	5/5/2004	Zr-95	-4.00E+00	4.40E+00	1.80E+01	
TM	15	L7443-02	5/19/2004	AcTh-228	-1.60E+00	6.70E+00	2.70E+01	
TM	15	L7443-02	5/19/2004	Ag-108m	-7.00E-01	1.40E+00	5.40E+00	
TM	15	L7443-02	5/19/2004	Ag-110m	-4.30E+00	3.20E+00	1.30E+01	
TM	15	L7443-02	5/19/2004	Ba-140	5.00E-01	3.30E+00	1.40E+01	
TM	15	L7443-02	5/19/2004	Be-7	-1.60E+01	1.70E+01	6.80E+01	
TM	15	L7443-02	5/19/2004	Ce-141	6.00E-01	3.40E+00	1.20E+01	
TM	15	L7443-02	5/19/2004	Ce-144	-4.00E+00	1.20E+01	4.40E+01	
TM	15	L7443-02	5/19/2004	Co-57	1.30E+00	1.40E+00	4.90E+00	
TM	15	L7443-02	5/19/2004	Co-58	1.10E+00	2.10E+00	7.70E+00	
TM	15	L7443-02	5/19/2004	Co-60	3.60E+00	2.80E+00	9.30E+00	
TM	15	L7443-02	5/19/2004	Cr-51	1.00E+01	2.00E+01	7.10E+01	
TM	15	L7443-02	5/19/2004	Cs-134	3.30E+00	2.30E+00	7.70E+00	
TM	15	L7443-02	5/19/2004	Cs-137	-1.10E+00	1.90E+00	7.50E+00	
TM	15	L7443-02	5/19/2004	Fe-59	0.00E+00	6.90E+00	2.70E+01	
TM	15	L7443-02	5/19/2004	I-131	1.30E-01	2.00E-01	8.50E-01	
TM	15	L7443-02	5/19/2004	I-131	4.80E+00	5.10E+00	1.70E+01	
TM	15	L7443-02	5/19/2004	K-40	1.42E+03	9.40E+01	1.10E+02	*
TM	15	L7443-02	5/19/2004	La-140	6.00E-01	3.70E+00	1.60E+01	
TM	15	L7443-02	5/19/2004	Mn-54	1.20E+00	2.20E+00	7.80E+00	
TM	15	L7443-02	5/19/2004	Nb-95	2.50E+00	2.80E+00	9.70E+00	
TM	15	L7443-02	5/19/2004	Ru-103	1.70E+00	2.20E+00	7.50E+00	
TM	15	L7443-02	5/19/2004	Ru-106	-4.00E+00	1.90E+01	7.30E+01	
TM	15	L7443-02	5/19/2004	Sb-124	-3.30E+00	5.10E+00	2.30E+01	
TM	15	L7443-02	5/19/2004	Sb-125	1.50E+00	5.00E+00	1.80E+01	
TM	15	L7443-02	5/19/2004	Se-75	9.00E-01	2.40E+00	8.30E+00	
TM	15	L7443-02	5/19/2004	Zn-65	5.90E+00	5.40E+00	1.90E+01	
TM	15	L7443-02	5/19/2004	Zr-95	-2.90E+00	4.70E+00	1.80E+01	
TM	15	L7548-01	6/9/2004	AcTh-228	4.70E+00	5.50E+00	1.90E+01	
TM	15	L7548-01	6/9/2004	Ag-108m	3.00E-01	1.00E+00	3.70E+00	
TM	15	L7548-01	6/9/2004	Ag-110m	1.90E+00	2.00E+00	6.90E+00	
TM	15	L7548-01	6/9/2004	Ba-140	-5.00E-01	2.20E+00	9.00E+00	
TM	15	L7548-01	6/9/2004	Be-7	4.00E+00	1.10E+01	3.80E+01	
TM	15	L7548-01	6/9/2004	Ce-141	-9.00E-01	2.50E+00	8.70E+00	
TM	15	L7548-01	6/9/2004	Ce-144	-3.70E+00	9.00E+00	3.10E+01	
TM	15	L7548-01	6/9/2004	Co-57	7.00E-01	1.10E+00	3.70E+00	
TM	15	L7548-01	6/9/2004	Co-58	-6.00E-01	1.50E+00	5.50E+00	
TM	15	L7548-01	6/9/2004	Co-60	-4.00E-01	1.80E+00	6.90E+00	
TM	15	L7548-01	6/9/2004	Cr-51	1.10E+01	1.50E+01	5.10E+01	
TM	15	L7548-01	6/9/2004	Cs-134	-4.00E-01	1.50E+00	5.70E+00	
TM	15	L7548-01	6/9/2004	Cs-137	1.50E+00	1.60E+00	5.60E+00	
TM	15	L7548-01	6/9/2004	Fe-59	-4.00E-01	5.00E+00	1.90E+01	
TM	15	L7548-01	6/9/2004	I-131	1.10E-01	2.40E-01	9.30E-01	
TM	15	L7548-01	6/9/2004	I-131	-3.10E+00	3.30E+00	1.20E+01	
TM	15	L7548-01	6/9/2004	K-40	1.47E+03	6.50E+01	6.60E+01	*
TM	15	L7548-01	6/9/2004	La-140	-6.00E-01	2.60E+00	1.00E+01	
TM	15	L7548-01	6/9/2004	Mn-54	-2.00E-01	1.50E+00	5.40E+00	
TM	15	L7548-01	6/9/2004	Nb-95	1.50E+00	1.60E+00	5.60E+00	
TM	15	L7548-01	6/9/2004	Ru-103	-4.80E+00	1.60E+00	6.60E+00	
TM	15	L7548-01	6/9/2004	Ru-106	7.00E+00	1.30E+01	4.70E+01	

*** Radioactivity detected in sample (i.e., concentration > 3 X standard deviation)**
+ Minimum Detectable Concentration > Lower Limit of Detection Requirement

Seabrook Station Radiological Environmental Monitoring Program Data - 2004

Sample Type	Station	LSN	End Date	Nuclide	Conc (pCi/kg)	Std.Dev. (pCi/kg)	MDC (pCi/kg)	
TM	15	L7548-01	6/9/2004	Sb-124	-1.50E+00	3.20E+00	1.30E+01	
TM	15	L7548-01	6/9/2004	Sb-125	2.70E+00	3.30E+00	1.10E+01	
TM	15	L7548-01	6/9/2004	Se-75	-1.00E+00	1.80E+00	6.60E+00	
TM	15	L7548-01	6/9/2004	Zn-65	5.70E+00	4.90E+00	1.50E+01	
TM	15	L7548-01	6/9/2004	Zr-95	4.50E+00	2.40E+00	7.80E+00	
TM	15	L7620-02	6/23/2004	AcTh-228	-6.40E+00	6.20E+00	2.50E+01	
TM	15	L7620-02	6/23/2004	Ag-108m	8.00E-01	1.50E+00	5.30E+00	
TM	15	L7620-02	6/23/2004	Ag-110m	1.60E+00	2.80E+00	9.80E+00	
TM	15	L7620-02	6/23/2004	Ba-140	-3.20E+00	2.70E+00	1.30E+01	
TM	15	L7620-02	6/23/2004	Be-7	-1.30E+01	1.60E+01	6.00E+01	
TM	15	L7620-02	6/23/2004	Ce-141	3.20E+00	3.90E+00	1.30E+01	
TM	15	L7620-02	6/23/2004	Ce-144	2.80E+01	1.20E+01	3.70E+01	
TM	15	L7620-02	6/23/2004	Co-57	-1.00E-01	1.60E+00	5.50E+00	
TM	15	L7620-02	6/23/2004	Co-58	0.00E+00	1.70E+00	6.50E+00	
TM	15	L7620-02	6/23/2004	Co-60	-3.10E+00	2.40E+00	9.60E+00	
TM	15	L7620-02	6/23/2004	Cr-51	-1.20E+01	1.80E+01	6.60E+01	
TM	15	L7620-02	6/23/2004	Cs-134	2.00E-01	2.00E+00	7.50E+00	
TM	15	L7620-02	6/23/2004	Cs-137	4.00E+00	2.00E+00	6.20E+00	
TM	15	L7620-02	6/23/2004	Fe-59	-1.70E+00	5.00E+00	2.00E+01	
TM	15	L7620-02	6/23/2004	I-131	4.20E+00	4.90E+00	1.70E+01	
TM	15	L7620-02	6/23/2004	I-131	2.00E-01	2.00E-01	7.20E-01	
TM	15	L7620-02	6/23/2004	K-40	1.81E+03	8.50E+01	8.10E+01	*
TM	15	L7620-02	6/23/2004	La-140	-3.70E+00	3.20E+00	1.40E+01	
TM	15	L7620-02	6/23/2004	Mn-54	-3.70E+00	1.60E+00	7.00E+00	
TM	15	L7620-02	6/23/2004	Nb-95	7.00E-01	2.10E+00	7.50E+00	
TM	15	L7620-02	6/23/2004	Ru-103	1.30E+00	2.20E+00	7.80E+00	
TM	15	L7620-02	6/23/2004	Ru-106	7.00E+00	1.90E+01	6.60E+01	
TM	15	L7620-02	6/23/2004	Sb-124	-1.10E+00	2.80E+00	1.30E+01	
TM	15	L7620-02	6/23/2004	Sb-125	5.40E+00	4.70E+00	1.60E+01	
TM	15	L7620-02	6/23/2004	Se-75	9.00E-01	2.40E+00	8.30E+00	
TM	15	L7620-02	6/23/2004	Zn-65	-6.00E+00	5.40E+00	2.10E+01	
TM	15	L7620-02	6/23/2004	Zr-95	2.10E+00	3.20E+00	1.10E+01	
TM	15	L7677-02	7/7/2004	AcTh-228	-7.00E-01	8.10E+00	2.90E+01	
TM	15	L7677-02	7/7/2004	Ag-108m	-5.00E-01	1.20E+00	4.60E+00	
TM	15	L7677-02	7/7/2004	Ag-110m	-1.50E+00	2.70E+00	1.00E+01	
TM	15	L7677-02	7/7/2004	Ba-140	0.00E+00	2.40E+00	9.40E+00	
TM	15	L7677-02	7/7/2004	Be-7	5.00E+00	1.20E+01	4.30E+01	
TM	15	L7677-02	7/7/2004	Ce-141	-1.80E+00	2.60E+00	9.10E+00	
TM	15	L7677-02	7/7/2004	Ce-144	1.69E+01	9.70E+00	3.20E+01	
TM	15	L7677-02	7/7/2004	Co-57	1.50E+00	1.20E+00	4.00E+00	
TM	15	L7677-02	7/7/2004	Co-58	7.00E-01	1.60E+00	5.80E+00	
TM	15	L7677-02	7/7/2004	Co-60	-2.90E+00	2.60E+00	1.00E+01	
TM	15	L7677-02	7/7/2004	Cr-51	1.10E+01	1.50E+01	5.20E+01	
TM	15	L7677-02	7/7/2004	Cs-134	1.70E+00	1.90E+00	6.60E+00	
TM	15	L7677-02	7/7/2004	Cs-137	-1.10E+00	1.90E+00	7.10E+00	
TM	15	L7677-02	7/7/2004	Fe-59	-6.20E+00	4.80E+00	2.00E+01	
TM	15	L7677-02	7/7/2004	I-131	9.00E-01	3.30E+00	1.10E+01	
TM	15	L7677-02	7/7/2004	I-131	3.40E-01	2.40E-01	7.70E-01	
TM	15	L7677-02	7/7/2004	K-40	1.46E+03	7.70E+01	9.30E+01	*
TM	15	L7677-02	7/7/2004	La-140	0.00E+00	2.70E+00	1.10E+01	
TM	15	L7677-02	7/7/2004	Mn-54	-3.00E-01	1.60E+00	5.80E+00	

*** Radioactivity detected in sample (i.e., concentration > 3 X standard deviation)**
+ Minimum Detectable Concentration > Lower Limit of Detection Requirement

Seabrook Station Radiological Environmental Monitoring Program Data - 2004

Sample Type	Station	LSN	End Date	Nuclide	Conc (pCi/kg)	Std.Dev. (pCi/kg)	MDC (pCi/kg)	
TM	15	L7677-02	7/7/2004	Nb-95	-3.20E+00	1.90E+00	7.80E+00	
TM	15	L7677-02	7/7/2004	Ru-103	-2.30E+00	1.90E+00	7.20E+00	
TM	15	L7677-02	7/7/2004	Ru-106	1.90E+01	1.30E+01	4.50E+01	
TM	15	L7677-02	7/7/2004	Sb-124	5.90E+00	3.10E+00	9.10E+00	
TM	15	L7677-02	7/7/2004	Sb-125	3.90E+00	4.30E+00	1.50E+01	
TM	15	L7677-02	7/7/2004	Se-75	4.00E-01	1.80E+00	6.40E+00	
TM	15	L7677-02	7/7/2004	Zn-65	3.10E+00	5.10E+00	1.80E+01	
TM	15	L7677-02	7/7/2004	Zr-95	2.50E+00	2.80E+00	9.90E+00	
TM	15	L7811-02	7/21/2004	AcTh-228	2.64E+01	9.00E+00	2.50E+01	
TM	15	L7811-02	7/21/2004	Ag-108m	-8.00E-01	1.30E+00	5.10E+00	
TM	15	L7811-02	7/21/2004	Ag-110m	2.60E+00	3.20E+00	1.10E+01	
TM	15	L7811-02	7/21/2004	Ba-140	6.10E+00	3.10E+00	8.40E+00	
TM	15	L7811-02	7/21/2004	Be-7	-1.90E+01	1.50E+01	6.30E+01	
TM	15	L7811-02	7/21/2004	Ce-141	5.20E+00	3.40E+00	1.10E+01	
TM	15	L7811-02	7/21/2004	Ce-144	-1.00E+00	1.20E+01	4.20E+01	
TM	15	L7811-02	7/21/2004	Co-57	-3.00E+00	1.50E+00	5.60E+00	
TM	15	L7811-02	7/21/2004	Co-58	-2.80E+00	2.40E+00	1.00E+01	
TM	15	L7811-02	7/21/2004	Co-60	5.00E-01	3.00E+00	1.10E+01	
TM	15	L7811-02	7/21/2004	Cr-51	1.30E+01	1.70E+01	5.80E+01	
TM	15	L7811-02	7/21/2004	Cs-134	-2.00E-01	2.70E+00	1.00E+01	
TM	15	L7811-02	7/21/2004	Cs-137	-1.10E+00	2.00E+00	7.90E+00	
TM	15	L7811-02	7/21/2004	Fe-59	4.80E+00	7.60E+00	2.80E+01	
TM	15	L7811-02	7/21/2004	I-131	-4.60E-01	1.70E-01	8.80E-01	
TM	15	L7811-02	7/21/2004	I-131	2.00E+00	4.30E+00	1.50E+01	
TM	15	L7811-02	7/21/2004	K-40	1.75E+03	1.00E+02	9.30E+01	*
TM	15	L7811-02	7/21/2004	La-140	7.00E+00	3.60E+00	9.60E+00	
TM	15	L7811-02	7/21/2004	Mn-54	-1.20E+00	2.10E+00	8.40E+00	
TM	15	L7811-02	7/21/2004	Nb-95	6.00E-01	3.00E+00	1.10E+01	
TM	15	L7811-02	7/21/2004	Ru-103	0.00E+00	2.10E+00	7.90E+00	
TM	15	L7811-02	7/21/2004	Ru-106	1.90E+01	1.90E+01	6.40E+01	
TM	15	L7811-02	7/21/2004	Sb-124	8.40E+00	5.00E+00	1.60E+01	
TM	15	L7811-02	7/21/2004	Sb-125	1.31E+01	4.90E+00	1.50E+01	
TM	15	L7811-02	7/21/2004	Se-75	-2.40E+00	2.10E+00	8.00E+00	
TM	15	L7811-02	7/21/2004	Zn-65	-1.00E+00	6.10E+00	2.30E+01	
TM	15	L7811-02	7/21/2004	Zr-95	2.00E-01	3.80E+00	1.40E+01	
TM	15	L7862-02	8/4/2004	AcTh-228	1.36E+01	6.40E+00	2.00E+01	
TM	15	L7862-02	8/4/2004	Ag-108m	-1.70E+00	1.30E+00	5.00E+00	
TM	15	L7862-02	8/4/2004	Ag-110m	3.40E+00	2.10E+00	7.00E+00	
TM	15	L7862-02	8/4/2004	Ba-140	-8.00E-01	3.60E+00	1.40E+01	
TM	15	L7862-02	8/4/2004	Be-7	9.00E+00	1.30E+01	4.50E+01	
TM	15	L7862-02	8/4/2004	Ce-141	7.00E-01	2.80E+00	9.70E+00	
TM	15	L7862-02	8/4/2004	Ce-144	1.37E+01	8.20E+00	2.70E+01	
TM	15	L7862-02	8/4/2004	Co-57	-1.00E-01	1.10E+00	3.70E+00	
TM	15	L7862-02	8/4/2004	Co-58	-2.10E+00	1.90E+00	7.60E+00	
TM	15	L7862-02	8/4/2004	Co-60	6.90E+00	2.60E+00	7.80E+00	
TM	15	L7862-02	8/4/2004	Cr-51	-7.00E+00	1.40E+01	5.30E+01	
TM	15	L7862-02	8/4/2004	Cs-134	-2.70E+00	1.80E+00	7.40E+00	
TM	15	L7862-02	8/4/2004	Cs-137	1.80E+00	1.80E+00	6.20E+00	
TM	15	L7862-02	8/4/2004	Fe-59	-4.10E+00	7.60E+00	2.90E+01	
TM	15	L7862-02	8/4/2004	I-131	-1.00E+00	4.00E+00	1.50E+01	
TM	15	L7862-02	8/4/2004	I-131	-1.81E-01	8.40E-02	6.60E-01	

*** Radioactivity detected in sample (i.e., concentration > 3 X standard deviation)**
+ Minimum Detectable Concentration > Lower Limit of Detection Requirement

Seabrook Station Radiological Environmental Monitoring Program Data - 2004

Sample Type	Station	LSN	End Date	Nuclide	Conc (pCi/kg)	Std.Dev. (pCi/kg)	MDC (pCi/kg)	
TM	15	L7862-02	8/4/2004	K-40	1.53E+03	8.00E+01	7.90E+01	*
TM	15	L7862-02	8/4/2004	La-140	-9.00E-01	4.10E+00	1.60E+01	
TM	15	L7862-02	8/4/2004	Mn-54	2.70E+00	1.70E+00	5.40E+00	
TM	15	L7862-02	8/4/2004	Nb-95	-2.70E+00	2.50E+00	9.60E+00	
TM	15	L7862-02	8/4/2004	Ru-103	7.00E-01	1.90E+00	6.60E+00	
TM	15	L7862-02	8/4/2004	Ru-106	-6.00E+00	1.30E+01	5.20E+01	
TM	15	L7862-02	8/4/2004	Sb-124	-6.60E+00	3.80E+00	1.80E+01	
TM	15	L7862-02	8/4/2004	Sb-125	-4.20E+00	4.10E+00	1.60E+01	
TM	15	L7862-02	8/4/2004	Se-75	1.90E+00	1.80E+00	6.10E+00	
TM	15	L7862-02	8/4/2004	Zn-65	-5.40E+00	4.30E+00	1.70E+01	
TM	15	L7862-02	8/4/2004	Zr-95	7.00E-01	3.30E+00	1.20E+01	
TM	15	L7936-02	8/18/2004	AcTh-228	-1.13E+01	7.10E+00	2.80E+01	
TM	15	L7936-02	8/18/2004	Ag-108m	-1.80E+00	1.30E+00	5.10E+00	
TM	15	L7936-02	8/18/2004	Ag-110m	-4.00E-01	2.50E+00	9.10E+00	
TM	15	L7936-02	8/18/2004	Ba-140	1.70E+00	2.50E+00	9.20E+00	
TM	15	L7936-02	8/18/2004	Be-7	3.00E+00	1.30E+01	4.50E+01	
TM	15	L7936-02	8/18/2004	Ce-141	1.60E+00	2.80E+00	9.50E+00	
TM	15	L7936-02	8/18/2004	Ce-144	-1.28E+01	9.70E+00	3.50E+01	
TM	15	L7936-02	8/18/2004	Co-57	-1.30E+00	1.30E+00	4.80E+00	
TM	15	L7936-02	8/18/2004	Co-58	-7.00E-01	1.60E+00	6.30E+00	
TM	15	L7936-02	8/18/2004	Co-60	-2.50E+00	2.90E+00	1.10E+01	
TM	15	L7936-02	8/18/2004	Cr-51	-3.00E+00	1.40E+01	4.90E+01	
TM	15	L7936-02	8/18/2004	Cs-134	-5.00E-01	1.80E+00	6.70E+00	
TM	15	L7936-02	8/18/2004	Cs-137	-2.00E-01	1.80E+00	6.60E+00	
TM	15	L7936-02	8/18/2004	Fe-59	-7.10E+00	6.20E+00	2.40E+01	
TM	15	L7936-02	8/18/2004	I-131	-4.90E+00	2.90E+00	1.10E+01	
TM	15	L7936-02	8/18/2004	I-131	5.70E-01	2.50E-01	6.90E-01	
TM	15	L7936-02	8/18/2004	K-40	1.70E+03	7.90E+01	7.10E+01	*
TM	15	L7936-02	8/18/2004	La-140	2.00E+00	2.90E+00	1.10E+01	
TM	15	L7936-02	8/18/2004	Mn-54	1.70E+00	1.80E+00	6.10E+00	
TM	15	L7936-02	8/18/2004	Nb-95	4.70E+00	1.90E+00	5.70E+00	
TM	15	L7936-02	8/18/2004	Ru-103	-6.00E-01	1.60E+00	6.10E+00	
TM	15	L7936-02	8/18/2004	Ru-106	-2.00E+00	1.30E+01	5.00E+01	
TM	15	L7936-02	8/18/2004	Sb-124	2.80E+00	3.10E+00	1.10E+01	
TM	15	L7936-02	8/18/2004	Sb-125	4.50E+00	4.10E+00	1.40E+01	
TM	15	L7936-02	8/18/2004	Se-75	1.10E+00	2.10E+00	7.20E+00	
TM	15	L7936-02	8/18/2004	Zn-65	-7.40E+00	4.30E+00	1.70E+01	
TM	15	L7936-02	8/18/2004	Zr-95	8.00E-01	2.70E+00	1.00E+01	
TM	15	L8008-02	9/1/2004	AcTh-228	1.13E+01	8.40E+00	2.80E+01	
TM	15	L8008-02	9/1/2004	Ag-108m	-2.40E+00	1.60E+00	6.40E+00	
TM	15	L8008-02	9/1/2004	Ag-110m	1.00E-01	2.20E+00	8.70E+00	
TM	15	L8008-02	9/1/2004	Ba-140	-1.10E+00	3.20E+00	1.40E+01	
TM	15	L8008-02	9/1/2004	Be-7	3.40E+01	1.40E+01	4.30E+01	
TM	15	L8008-02	9/1/2004	Ce-141	-1.20E+00	3.10E+00	1.10E+01	
TM	15	L8008-02	9/1/2004	Ce-144	-9.50E+00	9.30E+00	3.50E+01	
TM	15	L8008-02	9/1/2004	Co-57	-1.10E+00	1.20E+00	4.60E+00	
TM	15	L8008-02	9/1/2004	Co-58	1.60E+00	1.80E+00	6.20E+00	
TM	15	L8008-02	9/1/2004	Co-60	0.00E+00	2.90E+00	1.10E+01	
TM	15	L8008-02	9/1/2004	Cr-51	5.30E+01	1.80E+01	5.20E+01	
TM	15	L8008-02	9/1/2004	Cs-134	2.30E+00	2.20E+00	7.60E+00	
TM	15	L8008-02	9/1/2004	Cs-137	-1.80E+00	2.00E+00	7.90E+00	

*** Radioactivity detected in sample (i.e., concentration > 3 X standard deviation)**
+ Minimum Detectable Concentration > Lower Limit of Detection Requirement

Seabrook Station Radiological Environmental Monitoring Program Data - 2004

Sample Type	Station	LSN	End Date	Nuclide	Conc (pCi/kg)	Std.Dev. (pCi/kg)	MDC (pCi/kg)	
TM	15	L8008-02	9/1/2004	Fe-59	-7.20E+00	8.30E+00	3.30E+01	
TM	15	L8008-02	9/1/2004	I-131	2.80E-01	2.20E-01	7.60E-01	
TM	15	L8008-02	9/1/2004	I-131	6.80E+00	4.20E+00	1.40E+01	
TM	15	L8008-02	9/1/2004	K-40	1.61E+03	9.60E+01	9.90E+01	*
TM	15	L8008-02	9/1/2004	La-140	-1.20E+00	3.70E+00	1.60E+01	
TM	15	L8008-02	9/1/2004	Mn-54	3.20E+00	2.00E+00	6.50E+00	
TM	15	L8008-02	9/1/2004	Nb-95	-5.20E+00	2.60E+00	1.10E+01	
TM	15	L8008-02	9/1/2004	Ru-103	-3.00E-01	2.10E+00	7.90E+00	
TM	15	L8008-02	9/1/2004	Ru-106	3.00E+00	1.30E+01	5.00E+01	
TM	15	L8008-02	9/1/2004	Sb-124	1.06E+01	5.50E+00	1.60E+01	
TM	15	L8008-02	9/1/2004	Sb-125	-2.90E+00	4.90E+00	1.90E+01	
TM	15	L8008-02	9/1/2004	Se-75	-1.30E+00	2.10E+00	8.00E+00	
TM	15	L8008-02	9/1/2004	Zn-65	3.70E+00	5.30E+00	1.90E+01	
TM	15	L8008-02	9/1/2004	Zr-95	3.80E+00	3.70E+00	1.30E+01	
TM	15	L8135-02	9/22/2004	AcTh-228	-1.40E+00	3.90E+00	1.50E+01	
TM	15	L8135-02	9/22/2004	Ag-108m	-1.50E+00	1.00E+00	3.80E+00	
TM	15	L8135-02	9/22/2004	Ag-110m	1.20E+00	1.60E+00	5.60E+00	
TM	15	L8135-02	9/22/2004	Ba-140	1.60E+00	1.70E+00	6.10E+00	
TM	15	L8135-02	9/22/2004	Be-7	8.00E+00	1.00E+01	3.50E+01	
TM	15	L8135-02	9/22/2004	Ce-141	-2.10E+00	2.40E+00	8.40E+00	
TM	15	L8135-02	9/22/2004	Ce-144	-5.10E+00	8.00E+00	2.80E+01	
TM	15	L8135-02	9/22/2004	Co-57	1.00E-01	1.00E+00	3.60E+00	
TM	15	L8135-02	9/22/2004	Co-58	2.70E+00	1.40E+00	4.40E+00	
TM	15	L8135-02	9/22/2004	Co-60	3.30E+00	1.50E+00	4.90E+00	
TM	15	L8135-02	9/22/2004	Cr-51	-7.00E+00	1.30E+01	4.50E+01	
TM	15	L8135-02	9/22/2004	Cs-134	-2.50E+00	1.40E+00	5.40E+00	
TM	15	L8135-02	9/22/2004	Cs-137	1.00E-01	1.20E+00	4.20E+00	
TM	15	L8135-02	9/22/2004	Fe-59	-4.50E+00	4.20E+00	1.60E+01	
TM	15	L8135-02	9/22/2004	I-131	1.60E+00	3.70E+00	1.30E+01	
TM	15	L8135-02	9/22/2004	I-131	1.90E-01	1.90E-01	7.00E-01	
TM	15	L8135-02	9/22/2004	K-40	1.56E+03	5.60E+01	5.50E+01	*
TM	15	L8135-02	9/22/2004	La-140	1.90E+00	2.00E+00	7.00E+00	
TM	15	L8135-02	9/22/2004	Mn-54	-1.50E+00	1.20E+00	4.70E+00	
TM	15	L8135-02	9/22/2004	Nb-95	1.20E+00	1.60E+00	5.50E+00	
TM	15	L8135-02	9/22/2004	Ru-103	-1.00E+00	1.50E+00	5.30E+00	
TM	15	L8135-02	9/22/2004	Ru-106	2.00E+00	1.10E+01	3.90E+01	
TM	15	L8135-02	9/22/2004	Sb-124	-1.60E+00	2.80E+00	1.10E+01	
TM	15	L8135-02	9/22/2004	Sb-125	-2.30E+00	2.90E+00	1.20E+01	
TM	15	L8135-02	9/22/2004	Se-75	-5.00E-01	1.60E+00	5.60E+00	
TM	15	L8135-02	9/22/2004	Zn-65	-6.10E+00	3.40E+00	1.30E+01	
TM	15	L8135-02	9/22/2004	Zr-95	-5.00E-01	2.30E+00	8.40E+00	
TM	15	L8249-02	10/13/2004	AcTh-228	1.20E+00	6.20E+00	2.30E+01	
TM	15	L8249-02	10/13/2004	Ag-108m	-2.00E-01	1.40E+00	5.00E+00	
TM	15	L8249-02	10/13/2004	Ag-110m	-1.60E+00	2.40E+00	9.30E+00	
TM	15	L8249-02	10/13/2004	Ba-140	1.30E+00	2.30E+00	8.80E+00	
TM	15	L8249-02	10/13/2004	Be-7	-1.30E+01	1.50E+01	5.60E+01	
TM	15	L8249-02	10/13/2004	Ce-141	-2.20E+00	2.90E+00	1.00E+01	
TM	15	L8249-02	10/13/2004	Ce-144	1.70E+01	1.10E+01	3.60E+01	
TM	15	L8249-02	10/13/2004	Co-57	-2.00E+00	1.40E+00	5.00E+00	
TM	15	L8249-02	10/13/2004	Co-58	1.40E+00	1.90E+00	6.70E+00	
TM	15	L8249-02	10/13/2004	Co-60	-1.70E+00	1.90E+00	7.90E+00	

*** Radioactivity detected in sample (i.e., concentration > 3 X standard deviation)**
+ Minimum Detectable Concentration > Lower Limit of Detection Requirement

Seabrook Station Radiological Environmental Monitoring Program Data - 2004

Sample Type	Station	LSN	End Date	Nuclide	Conc (pCi/kg)	Std.Dev. (pCi/kg)	MDC (pCi/kg)	
TM	15	L8249-02	10/13/2004	Cr-51	-2.00E+00	1.50E+01	5.60E+01	
TM	15	L8249-02	10/13/2004	Cs-134	2.70E+00	2.10E+00	7.00E+00	
TM	15	L8249-02	10/13/2004	Cs-137	7.00E-01	1.70E+00	6.00E+00	
TM	15	L8249-02	10/13/2004	Fe-59	-5.00E-01	5.20E+00	2.00E+01	
TM	15	L8249-02	10/13/2004	I-131	-5.60E+00	3.40E+00	1.30E+01	
TM	15	L8249-02	10/13/2004	I-131	3.00E-02	1.40E-01	7.60E-01	
TM	15	L8249-02	10/13/2004	K-40	1.59E+03	8.20E+01	8.50E+01	*
TM	15	L8249-02	10/13/2004	La-140	1.40E+00	2.70E+00	1.00E+01	
TM	15	L8249-02	10/13/2004	Mn-54	0.00E+00	1.80E+00	6.70E+00	
TM	15	L8249-02	10/13/2004	Nb-95	1.20E+00	1.90E+00	6.80E+00	
TM	15	L8249-02	10/13/2004	Ru-103	9.00E-01	1.80E+00	6.40E+00	
TM	15	L8249-02	10/13/2004	Ru-106	5.00E+00	1.40E+01	5.20E+01	
TM	15	L8249-02	10/13/2004	Sb-124	7.30E+00	4.00E+00	1.30E+01	
TM	15	L8249-02	10/13/2004	Sb-125	1.10E+00	4.80E+00	1.70E+01	
TM	15	L8249-02	10/13/2004	Se-75	-6.00E-01	2.40E+00	8.50E+00	
TM	15	L8249-02	10/13/2004	Zn-65	-2.70E+00	4.30E+00	1.70E+01	
TM	15	L8249-02	10/13/2004	Zr-95	2.60E+00	3.00E+00	1.00E+01	
TM	15	L8465-02	11/17/2004	AcTh-228	-1.70E+00	6.40E+00	2.40E+01	
TM	15	L8465-02	11/17/2004	Ag-108m	4.00E-01	1.30E+00	4.60E+00	
TM	15	L8465-02	11/17/2004	Ag-110m	2.60E+00	1.90E+00	6.20E+00	
TM	15	L8465-02	11/17/2004	Ba-140	3.50E+00	2.90E+00	1.00E+01	
TM	15	L8465-02	11/17/2004	Be-7	-1.50E+01	1.30E+01	5.00E+01	
TM	15	L8465-02	11/17/2004	Ce-141	-2.20E+00	2.70E+00	9.70E+00	
TM	15	L8465-02	11/17/2004	Ce-144	-5.10E+00	7.80E+00	2.80E+01	
TM	15	L8465-02	11/17/2004	Co-57	9.00E-01	9.60E-01	3.30E+00	
TM	15	L8465-02	11/17/2004	Co-58	-3.00E-01	1.80E+00	6.50E+00	
TM	15	L8465-02	11/17/2004	Co-60	8.00E-01	1.90E+00	6.90E+00	
TM	15	L8465-02	11/17/2004	Cr-51	-4.00E+00	1.40E+01	5.10E+01	
TM	15	L8465-02	11/17/2004	Cs-134	4.20E+00	1.60E+00	4.70E+00	
TM	15	L8465-02	11/17/2004	Cs-137	1.70E+00	1.60E+00	5.30E+00	
TM	15	L8465-02	11/17/2004	Fe-59	7.00E-01	6.00E+00	2.20E+01	
TM	15	L8465-02	11/17/2004	I-131	2.80E-01	1.80E-01	5.60E-01	
TM	15	L8465-02	11/17/2004	I-131	9.00E+00	3.70E+00	1.10E+01	
TM	15	L8465-02	11/17/2004	K-40	1.57E+03	7.40E+01	7.00E+01	*
TM	15	L8465-02	11/17/2004	La-140	4.10E+00	3.40E+00	1.10E+01	
TM	15	L8465-02	11/17/2004	Mn-54	-4.00E-01	1.70E+00	6.30E+00	
TM	15	L8465-02	11/17/2004	Nb-95	6.00E-01	1.80E+00	6.40E+00	
TM	15	L8465-02	11/17/2004	Ru-103	-4.20E+00	1.80E+00	7.30E+00	
TM	15	L8465-02	11/17/2004	Ru-106	2.00E+00	1.10E+01	4.00E+01	
TM	15	L8465-02	11/17/2004	Sb-124	3.80E+00	3.50E+00	1.20E+01	
TM	15	L8465-02	11/17/2004	Sb-125	-4.00E-01	4.00E+00	1.50E+01	
TM	15	L8465-02	11/17/2004	Se-75	2.00E-01	1.70E+00	6.00E+00	
TM	15	L8465-02	11/17/2004	Zn-65	-7.50E+00	4.50E+00	1.80E+01	
TM	15	L8465-02	11/17/2004	Zr-95	-6.30E+00	3.20E+00	1.30E+01	
TM	15	L8587-02	12/15/2004	AcTh-228	2.90E+00	6.10E+00	2.20E+01	
TM	15	L8587-02	12/15/2004	Ag-108m	1.00E+00	1.20E+00	4.10E+00	
TM	15	L8587-02	12/15/2004	Ag-110m	7.00E-01	1.90E+00	7.00E+00	
TM	15	L8587-02	12/15/2004	Ba-140	3.60E+00	2.10E+00	6.40E+00	
TM	15	L8587-02	12/15/2004	Be-7	1.00E+01	1.30E+01	4.60E+01	
TM	15	L8587-02	12/15/2004	Ce-141	-3.50E+00	2.30E+00	8.50E+00	
TM	15	L8587-02	12/15/2004	Ce-144	-1.33E+01	8.00E+00	3.00E+01	

*** Radioactivity detected in sample (i.e., concentration > 3 X standard deviation)**
+ Minimum Detectable Concentration > Lower Limit of Detection Requirement

Seabrook Station Radiological Environmental Monitoring Program Data - 2004

Sample Type	Station	LSN	End Date	Nuclide	Conc (pCi/kg)	Std.Dev. (pCi/kg)	MDC (pCi/kg)	
TM	15	L8587-02	12/15/2004	Co-57	6.00E-01	1.00E+00	3.50E+00	
TM	15	L8587-02	12/15/2004	Co-58	-1.00E+00	1.90E+00	7.30E+00	
TM	15	L8587-02	12/15/2004	Co-60	-1.00E-01	1.90E+00	7.20E+00	
TM	15	L8587-02	12/15/2004	Cr-51	3.40E+01	1.30E+01	3.90E+01	
TM	15	L8587-02	12/15/2004	Cs-134	-3.00E-01	1.90E+00	7.00E+00	
TM	15	L8587-02	12/15/2004	Cs-137	-5.00E-01	1.60E+00	6.20E+00	
TM	15	L8587-02	12/15/2004	Fe-59	2.80E+00	6.00E+00	2.10E+01	
TM	15	L8587-02	12/15/2004	I-131	5.20E-01	3.00E-01	8.00E-01	
TM	15	L8587-02	12/15/2004	I-131	3.00E+00	2.40E+00	8.20E+00	
TM	15	L8587-02	12/15/2004	K-40	1.16E+03	7.00E+01	9.40E+01	*
TM	15	L8587-02	12/15/2004	La-140	4.10E+00	2.40E+00	7.40E+00	
TM	15	L8587-02	12/15/2004	Mn-54	1.00E-01	1.60E+00	5.80E+00	
TM	15	L8587-02	12/15/2004	Nb-95	3.80E+00	1.90E+00	5.90E+00	
TM	15	L8587-02	12/15/2004	Ru-103	0.00E+00	1.70E+00	6.00E+00	
TM	15	L8587-02	12/15/2004	Ru-106	2.60E+01	1.30E+01	4.20E+01	
TM	15	L8587-02	12/15/2004	Sb-124	-4.00E+00	4.20E+00	1.80E+01	
TM	15	L8587-02	12/15/2004	Sb-125	-5.00E-01	3.30E+00	1.20E+01	
TM	15	L8587-02	12/15/2004	Se-75	-2.60E+00	1.70E+00	6.50E+00	
TM	15	L8587-02	12/15/2004	Zn-65	0.00E+00	4.20E+00	1.60E+01	
TM	15	L8587-02	12/15/2004	Zr-95	2.00E-01	3.40E+00	1.20E+01	
TM	20	L6806-04	1/14/2004	AcTh-228	9.30E+00	5.60E+00	1.80E+01	
TM	20	L6806-04	1/14/2004	Ag-108m	1.80E+00	1.20E+00	4.10E+00	
TM	20	L6806-04	1/14/2004	Ag-110m	8.00E-01	1.90E+00	6.70E+00	
TM	20	L6806-04	1/14/2004	Ba-140	9.00E-01	3.20E+00	1.20E+01	
TM	20	L6806-04	1/14/2004	Be-7	1.10E+01	1.40E+01	4.80E+01	
TM	20	L6806-04	1/14/2004	Ce-141	5.70E+00	2.70E+00	8.80E+00	
TM	20	L6806-04	1/14/2004	Ce-144	-5.70E+00	7.60E+00	2.70E+01	
TM	20	L6806-04	1/14/2004	Co-57	-3.00E-01	1.00E+00	3.50E+00	
TM	20	L6806-04	1/14/2004	Co-58	-5.00E-01	1.70E+00	5.90E+00	
TM	20	L6806-04	1/14/2004	Co-60	-1.70E+00	1.50E+00	5.80E+00	
TM	20	L6806-04	1/14/2004	Cr-51	5.00E+00	1.50E+01	5.20E+01	
TM	20	L6806-04	1/14/2004	Cs-134	-3.00E-01	1.60E+00	5.60E+00	
TM	20	L6806-04	1/14/2004	Cs-137	-7.00E-01	1.40E+00	4.90E+00	
TM	20	L6806-04	1/14/2004	Fe-59	-3.50E+00	4.60E+00	1.70E+01	
TM	20	L6806-04	1/14/2004	I-131	2.00E-01	2.10E-01	7.70E-01	
TM	20	L6806-04	1/14/2004	I-131	-6.70E+00	4.60E+00	1.70E+01	
TM	20	L6806-04	1/14/2004	K-40	1.26E+03	5.40E+01	7.60E+01	*
TM	20	L6806-04	1/14/2004	La-140	1.10E+00	3.70E+00	1.30E+01	
TM	20	L6806-04	1/14/2004	Mn-54	2.90E+00	1.50E+00	4.70E+00	
TM	20	L6806-04	1/14/2004	Nb-95	-2.20E+00	2.00E+00	7.40E+00	
TM	20	L6806-04	1/14/2004	Ru-103	-1.30E+00	1.90E+00	6.70E+00	
TM	20	L6806-04	1/14/2004	Ru-106	1.30E+01	1.30E+01	4.50E+01	
TM	20	L6806-04	1/14/2004	Sb-124	4.40E+00	3.60E+00	1.20E+01	
TM	20	L6806-04	1/14/2004	Sb-125	5.00E+00	3.90E+00	1.30E+01	
TM	20	L6806-04	1/14/2004	Se-75	9.00E-01	1.80E+00	6.10E+00	
TM	20	L6806-04	1/14/2004	Zn-65	-5.10E+00	3.70E+00	1.40E+01	
TM	20	L6806-04	1/14/2004	Zr-95	-3.40E+00	2.70E+00	1.00E+01	
TM	20	L6933-04	2/11/2004	AcTh-228	4.50E+00	6.40E+00	2.30E+01	
TM	20	L6933-04	2/11/2004	Ag-108m	1.30E+00	1.40E+00	4.90E+00	
TM	20	L6933-04	2/11/2004	Ag-110m	2.30E+00	2.20E+00	7.50E+00	
TM	20	L6933-04	2/11/2004	Ba-140	-7.00E-01	3.30E+00	1.30E+01	

*** Radioactivity detected in sample (i.e., concentration > 3 X standard deviation)**
+ Minimum Detectable Concentration > Lower Limit of Detection Requirement

Seabrook Station Radiological Environmental Monitoring Program Data - 2004

Sample Type	Station	LSN	End Date	Nuclide	Conc (pCi/kg)	Std.Dev. (pCi/kg)	MDC (pCi/kg)	
TM	20	L6933-04	2/11/2004	Be-7	-7.00E+00	1.50E+01	5.60E+01	
TM	20	L6933-04	2/11/2004	Ce-141	-3.50E+00	3.00E+00	1.10E+01	
TM	20	L6933-04	2/11/2004	Ce-144	1.30E+01	8.40E+00	2.80E+01	
TM	20	L6933-04	2/11/2004	Co-57	1.00E-01	1.10E+00	3.70E+00	
TM	20	L6933-04	2/11/2004	Co-58	-1.30E+00	1.70E+00	6.70E+00	
TM	20	L6933-04	2/11/2004	Co-60	-3.00E-01	2.10E+00	8.00E+00	
TM	20	L6933-04	2/11/2004	Cr-51	2.00E+00	1.40E+01	5.00E+01	
TM	20	L6933-04	2/11/2004	Cs-134	-2.70E+00	1.60E+00	6.70E+00	
TM	20	L6933-04	2/11/2004	Cs-137	7.00E-01	1.80E+00	6.40E+00	
TM	20	L6933-04	2/11/2004	Fe-59	-7.00E-01	5.70E+00	2.40E+01	
TM	20	L6933-04	2/11/2004	I-131	3.80E-01	2.20E-01	6.30E-01	
TM	20	L6933-04	2/11/2004	I-131	7.40E+00	3.60E+00	1.20E+01	
TM	20	L6933-04	2/11/2004	K-40	1.27E+03	7.10E+01	7.90E+01	*
TM	20	L6933-04	2/11/2004	La-140	-9.00E-01	3.70E+00	1.50E+01	
TM	20	L6933-04	2/11/2004	Mn-54	-1.90E+00	1.70E+00	6.80E+00	
TM	20	L6933-04	2/11/2004	Nb-95	-6.00E-01	2.30E+00	8.40E+00	
TM	20	L6933-04	2/11/2004	Ru-103	2.00E-01	1.90E+00	6.70E+00	
TM	20	L6933-04	2/11/2004	Ru-106	1.00E+01	1.20E+01	4.20E+01	
TM	20	L6933-04	2/11/2004	Sb-124	-2.10E+00	3.60E+00	1.60E+01	
TM	20	L6933-04	2/11/2004	Sb-125	-3.00E+00	4.00E+00	1.50E+01	
TM	20	L6933-04	2/11/2004	Se-75	9.00E-01	1.80E+00	6.40E+00	
TM	20	L6933-04	2/11/2004	Zn-65	4.50E+00	4.90E+00	1.70E+01	
TM	20	L6933-04	2/11/2004	Zr-95	-4.40E+00	3.60E+00	1.40E+01	
TM	20	L7093-03	3/16/2004	AcTh-228	-1.70E+00	6.80E+00	2.50E+01	
TM	20	L7093-03	3/16/2004	Ag-108m	1.10E+00	1.30E+00	4.60E+00	
TM	20	L7093-03	3/16/2004	Ag-110m	4.90E+00	2.40E+00	7.50E+00	
TM	20	L7093-03	3/16/2004	Ba-140	2.50E+00	3.00E+00	1.10E+01	
TM	20	L7093-03	3/16/2004	Be-7	1.80E+01	1.40E+01	4.70E+01	
TM	20	L7093-03	3/16/2004	Ce-141	-1.20E+00	2.80E+00	9.90E+00	
TM	20	L7093-03	3/16/2004	Ce-144	-2.70E+00	9.50E+00	3.30E+01	
TM	20	L7093-03	3/16/2004	Co-57	-1.30E+00	1.10E+00	4.10E+00	
TM	20	L7093-03	3/16/2004	Co-58	7.00E-01	1.60E+00	5.90E+00	
TM	20	L7093-03	3/16/2004	Co-60	-4.00E-01	2.20E+00	8.50E+00	
TM	20	L7093-03	3/16/2004	Cr-51	3.00E+00	1.60E+01	5.60E+01	
TM	20	L7093-03	3/16/2004	Cs-134	2.00E-01	1.70E+00	6.40E+00	
TM	20	L7093-03	3/16/2004	Cs-137	-1.00E-01	1.80E+00	6.50E+00	
TM	20	L7093-03	3/16/2004	Fe-59	4.00E+00	5.20E+00	1.80E+01	
TM	20	L7093-03	3/16/2004	I-131	-3.40E-02	9.60E-02	6.20E-01	
TM	20	L7093-03	3/16/2004	I-131	2.60E+00	4.10E+00	1.40E+01	
TM	20	L7093-03	3/16/2004	K-40	1.37E+03	7.50E+01	8.60E+01	*
TM	20	L7093-03	3/16/2004	La-140	2.90E+00	3.40E+00	1.30E+01	
TM	20	L7093-03	3/16/2004	Mn-54	9.00E-01	1.60E+00	5.70E+00	
TM	20	L7093-03	3/16/2004	Nb-95	-3.90E+00	2.00E+00	8.40E+00	
TM	20	L7093-03	3/16/2004	Ru-103	-3.50E+00	1.80E+00	7.30E+00	
TM	20	L7093-03	3/16/2004	Ru-106	1.10E+01	1.40E+01	4.90E+01	
TM	20	L7093-03	3/16/2004	Sb-124	2.10E+00	4.00E+00	1.50E+01	
TM	20	L7093-03	3/16/2004	Sb-125	6.00E+00	3.40E+00	1.10E+01	
TM	20	L7093-03	3/16/2004	Se-75	-2.00E-01	1.80E+00	6.50E+00	
TM	20	L7093-03	3/16/2004	Zn-65	-3.20E+00	4.50E+00	1.70E+01	
TM	20	L7093-03	3/16/2004	Zr-95	-3.70E+00	2.90E+00	1.20E+01	
TM	20	L7201-03	4/7/2004	AcTh-228	8.60E+00	6.80E+00	2.30E+01	

*** Radioactivity detected in sample (i.e., concentration > 3 X standard deviation)**
+ Minimum Detectable Concentration > Lower Limit of Detection Requirement

Seabrook Station Radiological Environmental Monitoring Program Data - 2004

Sample Type	Station	LSN	End Date	Nuclide	Conc (pCi/kg)	Std.Dev. (pCi/kg)	MDC (pCi/kg)	
TM	20	L7201-03	4/7/2004	Ag-108m	0.00E+00	1.30E+00	4.60E+00	
TM	20	L7201-03	4/7/2004	Ag-110m	-3.70E+00	2.00E+00	8.70E+00	
TM	20	L7201-03	4/7/2004	Ba-140	8.00E-01	3.20E+00	1.20E+01	
TM	20	L7201-03	4/7/2004	Be-7	-9.00E+00	1.50E+01	5.70E+01	
TM	20	L7201-03	4/7/2004	Ce-141	-3.80E+00	2.70E+00	9.90E+00	
TM	20	L7201-03	4/7/2004	Ce-144	-3.90E+00	8.00E+00	2.90E+01	
TM	20	L7201-03	4/7/2004	Co-57	-2.00E+00	9.90E-01	3.80E+00	
TM	20	L7201-03	4/7/2004	Co-58	1.00E-01	1.80E+00	6.70E+00	
TM	20	L7201-03	4/7/2004	Co-60	-2.00E-01	2.10E+00	8.10E+00	
TM	20	L7201-03	4/7/2004	Cr-51	2.70E+01	1.40E+01	4.60E+01	
TM	20	L7201-03	4/7/2004	Cs-134	-5.00E-01	1.90E+00	7.10E+00	
TM	20	L7201-03	4/7/2004	Cs-137	2.30E+00	1.80E+00	5.90E+00	
TM	20	L7201-03	4/7/2004	Fe-59	-5.70E+00	6.70E+00	2.60E+01	
TM	20	L7201-03	4/7/2004	I-131	-1.59E-01	2.60E-02	7.40E-01	
TM	20	L7201-03	4/7/2004	I-131	-4.80E+00	3.90E+00	1.50E+01	
TM	20	L7201-03	4/7/2004	K-40	1.34E+03	7.50E+01	7.30E+01	*
TM	20	L7201-03	4/7/2004	La-140	9.00E-01	3.70E+00	1.40E+01	
TM	20	L7201-03	4/7/2004	Mn-54	5.00E-01	1.60E+00	6.00E+00	
TM	20	L7201-03	4/7/2004	Nb-95	-1.90E+00	2.30E+00	8.80E+00	
TM	20	L7201-03	4/7/2004	Ru-103	-3.90E+00	1.90E+00	7.70E+00	
TM	20	L7201-03	4/7/2004	Ru-106	1.50E+01	1.40E+01	5.00E+01	
TM	20	L7201-03	4/7/2004	Sb-124	7.80E+00	4.00E+00	1.20E+01	
TM	20	L7201-03	4/7/2004	Sb-125	3.70E+00	4.10E+00	1.40E+01	
TM	20	L7201-03	4/7/2004	Se-75	-1.00E-01	1.80E+00	6.30E+00	
TM	20	L7201-03	4/7/2004	Zn-65	3.40E+00	4.80E+00	1.70E+01	
TM	20	L7201-03	4/7/2004	Zr-95	2.00E+00	3.00E+00	1.10E+01	
TM	20	L7273-03	4/21/2004	AcTh-228	-4.90E+00	6.10E+00	2.30E+01	
TM	20	L7273-03	4/21/2004	Ag-108m	-3.10E+00	1.20E+00	4.80E+00	
TM	20	L7273-03	4/21/2004	Ag-110m	-3.00E-01	2.20E+00	8.00E+00	
TM	20	L7273-03	4/21/2004	Ba-140	5.30E+00	3.70E+00	1.20E+01	
TM	20	L7273-03	4/21/2004	Be-7	2.90E+01	1.30E+01	4.20E+01	
TM	20	L7273-03	4/21/2004	Ce-141	2.10E+00	2.40E+00	8.10E+00	
TM	20	L7273-03	4/21/2004	Ce-144	-2.40E+00	8.30E+00	2.90E+01	
TM	20	L7273-03	4/21/2004	Co-57	5.00E-01	1.10E+00	3.70E+00	
TM	20	L7273-03	4/21/2004	Co-58	-1.00E-01	1.70E+00	6.10E+00	
TM	20	L7273-03	4/21/2004	Co-60	9.00E-01	1.60E+00	5.80E+00	
TM	20	L7273-03	4/21/2004	Cr-51	3.20E+01	1.40E+01	4.40E+01	
TM	20	L7273-03	4/21/2004	Cs-134	-1.70E+00	1.50E+00	5.90E+00	
TM	20	L7273-03	4/21/2004	Cs-137	8.00E-01	1.60E+00	5.70E+00	
TM	20	L7273-03	4/21/2004	Fe-59	2.00E+00	5.60E+00	2.00E+01	
TM	20	L7273-03	4/21/2004	I-131	1.70E-01	1.90E-01	7.70E-01	
TM	20	L7273-03	4/21/2004	I-131	1.30E+00	4.00E+00	1.40E+01	
TM	20	L7273-03	4/21/2004	K-40	1.49E+03	6.60E+01	6.20E+01	*
TM	20	L7273-03	4/21/2004	La-140	6.00E+00	4.30E+00	1.40E+01	
TM	20	L7273-03	4/21/2004	Mn-54	8.00E-01	1.30E+00	4.50E+00	
TM	20	L7273-03	4/21/2004	Nb-95	-3.30E+00	1.70E+00	6.90E+00	
TM	20	L7273-03	4/21/2004	Ru-103	-3.60E+00	1.60E+00	6.20E+00	
TM	20	L7273-03	4/21/2004	Ru-106	2.60E+01	1.40E+01	4.60E+01	
TM	20	L7273-03	4/21/2004	Sb-124	-4.90E+00	4.00E+00	1.70E+01	
TM	20	L7273-03	4/21/2004	Sb-125	-4.50E+00	3.40E+00	1.30E+01	
TM	20	L7273-03	4/21/2004	Se-75	-1.60E+00	1.60E+00	6.00E+00	

*** Radioactivity detected in sample (i.e., concentration > 3 X standard deviation)**
+ Minimum Detectable Concentration > Lower Limit of Detection Requirement

Seabrook Station Radiological Environmental Monitoring Program Data - 2004

Sample Type	Station	LSN	End Date	Nuclide	Conc (pCi/kg)	Std.Dev. (pCi/kg)	MDC (pCi/kg)	
TM	20	L7273-03	4/21/2004	Zn-65	-3.40E+00	3.40E+00	1.30E+01	
TM	20	L7273-03	4/21/2004	Zr-95	-1.50E+00	2.60E+00	9.80E+00	
TM	20	L7374-03	5/5/2004	AcTh-228	-9.00E+00	1.10E+01	4.50E+01	
TM	20	L7374-03	5/5/2004	Ag-108m	1.40E+00	2.50E+00	9.00E+00	
TM	20	L7374-03	5/5/2004	Ag-110m	-7.40E+00	4.20E+00	1.80E+01	
TM	20	L7374-03	5/5/2004	Ba-140	-8.00E-01	3.30E+00	1.50E+01	
TM	20	L7374-03	5/5/2004	Be-7	-3.50E+01	2.70E+01	1.10E+02	
TM	20	L7374-03	5/5/2004	Ce-141	2.20E+00	4.90E+00	1.70E+01	
TM	20	L7374-03	5/5/2004	Ce-144	1.60E+01	1.90E+01	6.50E+01	
TM	20	L7374-03	5/5/2004	Co-57	-1.00E-01	2.50E+00	8.90E+00	
TM	20	L7374-03	5/5/2004	Co-58	-1.40E+00	3.40E+00	1.30E+01	
TM	20	L7374-03	5/5/2004	Co-60	4.00E-01	2.50E+00	1.00E+01	
TM	20	L7374-03	5/5/2004	Cr-51	-3.00E+00	2.10E+01	7.90E+01	
TM	20	L7374-03	5/5/2004	Cs-134	-1.90E+00	3.30E+00	1.30E+01	
TM	20	L7374-03	5/5/2004	Cs-137	-5.00E-01	2.90E+00	1.10E+01	
TM	20	L7374-03	5/5/2004	Fe-59	4.00E+00	1.10E+01	4.20E+01	
TM	20	L7374-03	5/5/2004	I-131	-3.00E-01	4.70E+00	1.70E+01	
TM	20	L7374-03	5/5/2004	I-131	-2.20E-02	6.90E-02	3.80E-01	
TM	20	L7374-03	5/5/2004	K-40	1.22E+03	1.10E+02	1.60E+02	*
TM	20	L7374-03	5/5/2004	La-140	-9.00E-01	3.70E+00	1.70E+01	
TM	20	L7374-03	5/5/2004	Mn-54	-5.20E+00	3.00E+00	1.30E+01	
TM	20	L7374-03	5/5/2004	Nb-95	6.70E+00	6.00E+00	2.00E+01	
TM	20	L7374-03	5/5/2004	Ru-103	-2.20E+00	2.50E+00	1.00E+01	
TM	20	L7374-03	5/5/2004	Ru-106	-3.00E+01	2.40E+01	9.80E+01	
TM	20	L7374-03	5/5/2004	Sb-124	1.30E+01	6.80E+00	2.00E+01	
TM	20	L7374-03	5/5/2004	Sb-125	-3.10E+00	7.10E+00	2.70E+01	
TM	20	L7374-03	5/5/2004	Se-75	3.00E+00	3.50E+00	1.20E+01	
TM	20	L7374-03	5/5/2004	Zn-65	-3.00E+00	1.50E+01	5.30E+01	
TM	20	L7374-03	5/5/2004	Zr-95	-4.50E+00	5.80E+00	2.30E+01	
TM	20	L7443-03	5/19/2004	AcTh-228	-1.00E-01	6.50E+00	2.40E+01	
TM	20	L7443-03	5/19/2004	Ag-108m	1.70E+00	1.40E+00	4.60E+00	
TM	20	L7443-03	5/19/2004	Ag-110m	6.10E+00	2.40E+00	7.10E+00	
TM	20	L7443-03	5/19/2004	Ba-140	-4.10E+00	3.20E+00	1.40E+01	
TM	20	L7443-03	5/19/2004	Be-7	7.00E+00	1.40E+01	4.90E+01	
TM	20	L7443-03	5/19/2004	Ce-141	1.10E+00	2.70E+00	9.30E+00	
TM	20	L7443-03	5/19/2004	Ce-144	3.60E+00	8.20E+00	2.80E+01	
TM	20	L7443-03	5/19/2004	Co-57	1.10E+00	1.00E+00	3.50E+00	
TM	20	L7443-03	5/19/2004	Co-58	-3.30E+00	1.90E+00	7.70E+00	
TM	20	L7443-03	5/19/2004	Co-60	-1.20E+00	1.70E+00	7.10E+00	
TM	20	L7443-03	5/19/2004	Cr-51	-1.30E+01	1.50E+01	5.60E+01	
TM	20	L7443-03	5/19/2004	Cs-134	2.20E+00	1.90E+00	6.50E+00	
TM	20	L7443-03	5/19/2004	Cs-137	5.00E-01	1.50E+00	5.60E+00	
TM	20	L7443-03	5/19/2004	Fe-59	-8.10E+00	7.00E+00	2.80E+01	
TM	20	L7443-03	5/19/2004	I-131	1.80E-01	2.40E-01	9.50E-01	
TM	20	L7443-03	5/19/2004	I-131	-1.60E+00	3.90E+00	1.50E+01	
TM	20	L7443-03	5/19/2004	K-40	1.28E+03	7.40E+01	9.20E+01	*
TM	20	L7443-03	5/19/2004	La-140	-4.70E+00	3.60E+00	1.60E+01	
TM	20	L7443-03	5/19/2004	Mn-54	-3.40E+00	1.80E+00	7.50E+00	
TM	20	L7443-03	5/19/2004	Nb-95	3.10E+00	2.00E+00	6.50E+00	
TM	20	L7443-03	5/19/2004	Ru-103	5.00E-01	1.90E+00	6.90E+00	
TM	20	L7443-03	5/19/2004	Ru-106	1.90E+01	1.50E+01	5.00E+01	

*** Radioactivity detected in sample (i.e., concentration > 3 X standard deviation)**
+ Minimum Detectable Concentration > Lower Limit of Detection Requirement

Seabrook Station Radiological Environmental Monitoring Program Data - 2004

Sample Type	Station	LSN	End Date	Nuclide	Conc (pCi/kg)	Std.Dev. (pCi/kg)	MDC (pCi/kg)	
TM	20	L7443-03	5/19/2004	Sb-124	2.20E+00	4.40E+00	1.60E+01	
TM	20	L7443-03	5/19/2004	Sb-125	4.10E+00	3.90E+00	1.30E+01	
TM	20	L7443-03	5/19/2004	Se-75	1.50E+00	1.90E+00	6.40E+00	
TM	20	L7443-03	5/19/2004	Zn-65	4.00E+00	4.00E+00	1.40E+01	
TM	20	L7443-03	5/19/2004	Zr-95	-6.50E+00	3.50E+00	1.40E+01	
TM	20	L7520-02	6/2/2004	AcTh-228	6.30E+00	6.40E+00	2.20E+01	
TM	20	L7520-02	6/2/2004	Ag-108m	-2.40E+00	1.30E+00	5.30E+00	
TM	20	L7520-02	6/2/2004	Ag-110m	6.00E-01	2.50E+00	9.20E+00	
TM	20	L7520-02	6/2/2004	Ba-140	5.00E-01	2.70E+00	1.10E+01	
TM	20	L7520-02	6/2/2004	Be-7	-1.70E+01	1.50E+01	5.90E+01	
TM	20	L7520-02	6/2/2004	Ce-141	2.50E+00	2.80E+00	9.50E+00	
TM	20	L7520-02	6/2/2004	Ce-144	2.00E+00	1.00E+01	3.50E+01	
TM	20	L7520-02	6/2/2004	Co-57	1.00E+00	1.40E+00	4.60E+00	
TM	20	L7520-02	6/2/2004	Co-58	-3.40E+00	1.90E+00	7.80E+00	
TM	20	L7520-02	6/2/2004	Co-60	-1.50E+00	2.20E+00	8.60E+00	
TM	20	L7520-02	6/2/2004	Cr-51	2.50E+01	1.50E+01	4.90E+01	
TM	20	L7520-02	6/2/2004	Cs-134	4.00E-01	2.20E+00	7.90E+00	
TM	20	L7520-02	6/2/2004	Cs-137	2.30E+00	1.80E+00	6.00E+00	
TM	20	L7520-02	6/2/2004	Fe-59	6.50E+00	6.10E+00	2.10E+01	
TM	20	L7520-02	6/2/2004	I-131	2.40E+00	3.90E+00	1.40E+01	
TM	20	L7520-02	6/2/2004	I-131	-1.80E-01	2.00E-01	9.60E-01	
TM	20	L7520-02	6/2/2004	K-40	1.27E+03	7.60E+01	9.70E+01	*
TM	20	L7520-02	6/2/2004	La-140	6.00E-01	3.10E+00	1.20E+01	
TM	20	L7520-02	6/2/2004	Mn-54	-3.00E-01	1.90E+00	7.10E+00	
TM	20	L7520-02	6/2/2004	Nb-95	-1.50E+00	2.40E+00	9.00E+00	
TM	20	L7520-02	6/2/2004	Ru-103	2.70E+00	1.70E+00	5.50E+00	
TM	20	L7520-02	6/2/2004	Ru-106	7.00E+00	1.40E+01	4.90E+01	
TM	20	L7520-02	6/2/2004	Sb-124	-1.10E+00	4.10E+00	1.70E+01	
TM	20	L7520-02	6/2/2004	Sb-125	-1.10E+00	4.60E+00	1.70E+01	
TM	20	L7520-02	6/2/2004	Se-75	1.10E+00	1.80E+00	6.10E+00	
TM	20	L7520-02	6/2/2004	Zn-65	-4.20E+00	4.30E+00	1.70E+01	
TM	20	L7520-02	6/2/2004	Zr-95	-3.80E+00	4.00E+00	1.50E+01	
TM	20	L7620-03	6/23/2004	AcTh-228	-5.40E+00	5.80E+00	2.20E+01	
TM	20	L7620-03	6/23/2004	Ag-108m	7.00E-01	1.20E+00	4.00E+00	
TM	20	L7620-03	6/23/2004	Ag-110m	2.40E+00	2.00E+00	6.90E+00	
TM	20	L7620-03	6/23/2004	Ba-140	-6.00E-01	3.50E+00	1.30E+01	
TM	20	L7620-03	6/23/2004	Be-7	5.00E+00	1.00E+01	3.60E+01	
TM	20	L7620-03	6/23/2004	Ce-141	-2.40E+00	2.50E+00	8.90E+00	
TM	20	L7620-03	6/23/2004	Ce-144	6.10E+00	9.50E+00	3.20E+01	
TM	20	L7620-03	6/23/2004	Co-57	-2.00E-01	1.20E+00	4.10E+00	
TM	20	L7620-03	6/23/2004	Co-58	1.40E+00	1.40E+00	4.70E+00	
TM	20	L7620-03	6/23/2004	Co-60	-1.50E+00	2.20E+00	8.20E+00	
TM	20	L7620-03	6/23/2004	Cr-51	-1.00E+00	1.70E+01	6.00E+01	
TM	20	L7620-03	6/23/2004	Cs-134	6.00E-01	1.50E+00	5.30E+00	
TM	20	L7620-03	6/23/2004	Cs-137	2.10E+00	1.40E+00	4.70E+00	
TM	20	L7620-03	6/23/2004	Fe-59	-5.60E+00	5.70E+00	2.20E+01	
TM	20	L7620-03	6/23/2004	I-131	6.00E-02	1.80E-01	7.50E-01	
TM	20	L7620-03	6/23/2004	I-131	7.50E+00	4.00E+00	1.30E+01	
TM	20	L7620-03	6/23/2004	K-40	1.26E+03	6.50E+01	8.00E+01	*
TM	20	L7620-03	6/23/2004	La-140	-7.00E-01	4.10E+00	1.60E+01	
TM	20	L7620-03	6/23/2004	Mn-54	-6.00E-01	1.50E+00	5.60E+00	

*** Radioactivity detected in sample (i.e., concentration > 3 X standard deviation)**
+ Minimum Detectable Concentration > Lower Limit of Detection Requirement

Seabrook Station Radiological Environmental Monitoring Program Data - 2004

Sample Type	Station	LSN	End Date	Nuclide	Conc (pCi/kg)	Std.Dev. (pCi/kg)	MDC (pCi/kg)	
TM	20	L7620-03	6/23/2004	Nb-95	-2.10E+00	1.70E+00	6.90E+00	
TM	20	L7620-03	6/23/2004	Ru-103	-3.70E+00	1.70E+00	6.70E+00	
TM	20	L7620-03	6/23/2004	Ru-106	4.00E+00	1.30E+01	4.50E+01	
TM	20	L7620-03	6/23/2004	Sb-124	-2.50E+00	2.50E+00	1.20E+01	
TM	20	L7620-03	6/23/2004	Sb-125	-4.20E+00	3.80E+00	1.40E+01	
TM	20	L7620-03	6/23/2004	Se-75	2.50E+00	1.90E+00	6.30E+00	
TM	20	L7620-03	6/23/2004	Zn-65	-4.20E+00	4.30E+00	1.60E+01	
TM	20	L7620-03	6/23/2004	Zr-95	-4.20E+00	2.80E+00	1.10E+01	
TM	20	L7677-03	7/7/2004	AcTh-228	-1.12E+01	6.50E+00	2.70E+01	
TM	20	L7677-03	7/7/2004	Ag-108m	3.00E-01	1.20E+00	4.30E+00	
TM	20	L7677-03	7/7/2004	Ag-110m	-1.10E+00	2.10E+00	8.30E+00	
TM	20	L7677-03	7/7/2004	Ba-140	1.80E+00	2.10E+00	7.70E+00	
TM	20	L7677-03	7/7/2004	Be-7	1.00E+01	1.30E+01	4.60E+01	
TM	20	L7677-03	7/7/2004	Ce-141	-1.70E+00	2.50E+00	8.90E+00	
TM	20	L7677-03	7/7/2004	Ce-144	1.72E+01	9.20E+00	3.00E+01	
TM	20	L7677-03	7/7/2004	Co-57	7.00E-01	1.20E+00	4.00E+00	
TM	20	L7677-03	7/7/2004	Co-58	1.00E-01	1.50E+00	5.50E+00	
TM	20	L7677-03	7/7/2004	Co-60	-4.00E-01	2.50E+00	9.30E+00	
TM	20	L7677-03	7/7/2004	Cr-51	-3.00E+01	1.40E+01	5.40E+01	
TM	20	L7677-03	7/7/2004	Cs-134	1.00E+00	2.00E+00	7.00E+00	
TM	20	L7677-03	7/7/2004	Cs-137	1.00E+00	1.90E+00	6.60E+00	
TM	20	L7677-03	7/7/2004	Fe-59	8.20E+00	5.10E+00	1.70E+01	
TM	20	L7677-03	7/7/2004	I-131	-2.20E+00	3.00E+00	1.10E+01	
TM	20	L7677-03	7/7/2004	I-131	5.00E-02	1.60E-01	7.70E-01	
TM	20	L7677-03	7/7/2004	K-40	1.30E+03	7.20E+01	8.40E+01	*
TM	20	L7677-03	7/7/2004	La-140	2.00E+00	2.40E+00	8.90E+00	
TM	20	L7677-03	7/7/2004	Mn-54	3.00E-01	1.60E+00	5.90E+00	
TM	20	L7677-03	7/7/2004	Nb-95	1.00E-01	2.00E+00	7.20E+00	
TM	20	L7677-03	7/7/2004	Ru-103	-4.80E+00	1.70E+00	6.90E+00	
TM	20	L7677-03	7/7/2004	Ru-106	5.00E+00	1.50E+01	5.20E+01	
TM	20	L7677-03	7/7/2004	Sb-124	-5.90E+00	3.90E+00	1.80E+01	
TM	20	L7677-03	7/7/2004	Sb-125	4.40E+00	3.90E+00	1.30E+01	
TM	20	L7677-03	7/7/2004	Se-75	-5.00E-01	1.80E+00	6.50E+00	
TM	20	L7677-03	7/7/2004	Zn-65	-3.10E+00	4.10E+00	1.60E+01	
TM	20	L7677-03	7/7/2004	Zr-95	4.10E+00	2.70E+00	9.00E+00	
TM	20	L7811-03	7/21/2004	AcTh-228	-3.00E+00	6.00E+00	2.40E+01	
TM	20	L7811-03	7/21/2004	Ag-108m	-4.00E-01	1.50E+00	5.60E+00	
TM	20	L7811-03	7/21/2004	Ag-110m	-1.00E-01	2.60E+00	9.60E+00	
TM	20	L7811-03	7/21/2004	Ba-140	1.70E+00	3.20E+00	1.20E+01	
TM	20	L7811-03	7/21/2004	Be-7	1.20E+01	1.50E+01	5.20E+01	
TM	20	L7811-03	7/21/2004	Ce-141	3.00E-01	3.10E+00	1.10E+01	
TM	20	L7811-03	7/21/2004	Ce-144	-1.24E+01	9.00E+00	3.30E+01	
TM	20	L7811-03	7/21/2004	Co-57	-6.00E-01	1.10E+00	4.10E+00	
TM	20	L7811-03	7/21/2004	Co-58	2.10E+00	2.10E+00	7.30E+00	
TM	20	L7811-03	7/21/2004	Co-60	-3.40E+00	2.30E+00	9.50E+00	
TM	20	L7811-03	7/21/2004	Cr-51	1.50E+01	1.60E+01	5.30E+01	
TM	20	L7811-03	7/21/2004	Cs-134	-1.60E+00	2.00E+00	7.90E+00	
TM	20	L7811-03	7/21/2004	Cs-137	3.10E+00	1.80E+00	5.90E+00	
TM	20	L7811-03	7/21/2004	Fe-59	5.60E+00	7.70E+00	2.70E+01	
TM	20	L7811-03	7/21/2004	I-131	5.50E+00	4.40E+00	1.50E+01	
TM	20	L7811-03	7/21/2004	I-131	3.60E-01	2.80E-01	9.50E-01	

*** Radioactivity detected in sample (i.e., concentration > 3 X standard deviation)**
+ Minimum Detectable Concentration > Lower Limit of Detection Requirement

Seabrook Station Radiological Environmental Monitoring Program Data - 2004

Sample Type	Station	LSN	End Date	Nuclide	Conc (pCi/kg)	Std.Dev. (pCi/kg)	MDC (pCi/kg)	
TM	20	L7811-03	7/21/2004	K-40	1.19E+03	7.50E+01	9.10E+01	*
TM	20	L7811-03	7/21/2004	La-140	2.00E+00	3.70E+00	1.40E+01	
TM	20	L7811-03	7/21/2004	Mn-54	-2.10E+00	1.90E+00	7.50E+00	
TM	20	L7811-03	7/21/2004	Nb-95	1.60E+00	2.10E+00	7.50E+00	
TM	20	L7811-03	7/21/2004	Ru-103	-2.10E+00	1.90E+00	7.60E+00	
TM	20	L7811-03	7/21/2004	Ru-106	5.00E+00	1.30E+01	4.90E+01	
TM	20	L7811-03	7/21/2004	Sb-124	-4.80E+00	2.90E+00	1.60E+01	
TM	20	L7811-03	7/21/2004	Sb-125	-3.40E+00	4.70E+00	1.80E+01	
TM	20	L7811-03	7/21/2004	Se-75	1.00E+00	2.10E+00	7.20E+00	
TM	20	L7811-03	7/21/2004	Zn-65	-1.11E+01	5.70E+00	2.30E+01	
TM	20	L7811-03	7/21/2004	Zr-95	1.70E+00	3.00E+00	1.10E+01	
TM	20	L7862-03	8/4/2004	AcTh-228	-4.00E-01	6.10E+00	2.30E+01	
TM	20	L7862-03	8/4/2004	Ag-108m	-2.00E-01	1.40E+00	5.20E+00	
TM	20	L7862-03	8/4/2004	Ag-110m	1.60E+00	2.70E+00	9.60E+00	
TM	20	L7862-03	8/4/2004	Ba-140	-2.50E+00	3.20E+00	1.40E+01	
TM	20	L7862-03	8/4/2004	Be-7	-2.30E+01	1.40E+01	5.70E+01	
TM	20	L7862-03	8/4/2004	Ce-141	-1.30E+00	2.90E+00	1.00E+01	
TM	20	L7862-03	8/4/2004	Ce-144	4.30E+00	9.40E+00	3.20E+01	
TM	20	L7862-03	8/4/2004	Co-57	2.30E+00	1.20E+00	4.00E+00	
TM	20	L7862-03	8/4/2004	Co-58	1.10E+00	1.90E+00	6.70E+00	
TM	20	L7862-03	8/4/2004	Co-60	-1.00E+00	2.50E+00	9.40E+00	
TM	20	L7862-03	8/4/2004	Cr-51	-1.50E+01	1.70E+01	6.40E+01	
TM	20	L7862-03	8/4/2004	Cs-134	-1.80E+00	1.70E+00	6.80E+00	
TM	20	L7862-03	8/4/2004	Cs-137	1.40E+00	1.90E+00	6.80E+00	
TM	20	L7862-03	8/4/2004	Fe-59	-5.00E+00	5.70E+00	2.30E+01	
TM	20	L7862-03	8/4/2004	I-131	-8.80E-02	1.70E-02	4.40E-01	
TM	20	L7862-03	8/4/2004	I-131	-4.60E+00	4.70E+00	1.80E+01	
TM	20	L7862-03	8/4/2004	K-40	1.39E+03	7.70E+01	9.00E+01	*
TM	20	L7862-03	8/4/2004	La-140	-2.80E+00	3.70E+00	1.60E+01	
TM	20	L7862-03	8/4/2004	Mn-54	-1.00E+00	1.60E+00	6.40E+00	
TM	20	L7862-03	8/4/2004	Nb-95	-6.00E-01	1.90E+00	7.40E+00	
TM	20	L7862-03	8/4/2004	Ru-103	0.00E+00	2.00E+00	7.10E+00	
TM	20	L7862-03	8/4/2004	Ru-106	-2.20E+01	1.60E+01	6.30E+01	
TM	20	L7862-03	8/4/2004	Sb-124	0.00E+00	2.70E+00	1.20E+01	
TM	20	L7862-03	8/4/2004	Sb-125	-1.15E+01	4.10E+00	1.70E+01	
TM	20	L7862-03	8/4/2004	Se-75	-3.00E-01	1.90E+00	6.90E+00	
TM	20	L7862-03	8/4/2004	Zn-65	-1.40E+00	4.60E+00	1.70E+01	
TM	20	L7862-03	8/4/2004	Zr-95	3.00E-01	2.90E+00	1.10E+01	
TM	20	L7936-03	8/18/2004	AcTh-228	4.30E+00	6.80E+00	2.50E+01	
TM	20	L7936-03	8/18/2004	Ag-108m	-3.20E+00	1.70E+00	6.70E+00	
TM	20	L7936-03	8/18/2004	Ag-110m	8.00E-01	2.40E+00	8.80E+00	
TM	20	L7936-03	8/18/2004	Ba-140	0.00E+00	1.90E+00	8.30E+00	
TM	20	L7936-03	8/18/2004	Be-7	-2.00E+01	1.50E+01	5.90E+01	
TM	20	L7936-03	8/18/2004	Ce-141	-4.50E+00	2.70E+00	1.00E+01	
TM	20	L7936-03	8/18/2004	Ce-144	-4.50E+00	8.10E+00	3.00E+01	
TM	20	L7936-03	8/18/2004	Co-57	-6.00E-01	1.10E+00	3.90E+00	
TM	20	L7936-03	8/18/2004	Co-58	1.50E+00	1.80E+00	6.30E+00	
TM	20	L7936-03	8/18/2004	Co-60	-9.00E-01	2.10E+00	8.30E+00	
TM	20	L7936-03	8/18/2004	Cr-51	-2.40E+01	1.20E+01	5.10E+01	
TM	20	L7936-03	8/18/2004	Cs-134	1.20E+00	2.00E+00	7.30E+00	
TM	20	L7936-03	8/18/2004	Cs-137	-3.00E-01	1.80E+00	6.90E+00	

*** Radioactivity detected in sample (i.e., concentration > 3 X standard deviation)**
+ Minimum Detectable Concentration > Lower Limit of Detection Requirement

Seabrook Station Radiological Environmental Monitoring Program Data - 2004

Sample Type	Station	LSN	End Date	Nuclide	Conc (pCi/kg)	Std.Dev. (pCi/kg)	MDC (pCi/kg)	
TM	20	L7936-03	8/18/2004	Fe-59	1.15E+01	7.50E+00	2.50E+01	
TM	20	L7936-03	8/18/2004	I-131	2.90E+00	3.00E+00	1.00E+01	
TM	20	L7936-03	8/18/2004	I-131	-7.00E-02	1.60E-01	7.70E-01	
TM	20	L7936-03	8/18/2004	K-40	1.36E+03	8.40E+01	9.80E+01	*
TM	20	L7936-03	8/18/2004	La-140	0.00E+00	2.20E+00	9.60E+00	
TM	20	L7936-03	8/18/2004	Mn-54	-1.00E-01	1.90E+00	7.10E+00	
TM	20	L7936-03	8/18/2004	Nb-95	-2.00E-01	2.20E+00	8.10E+00	
TM	20	L7936-03	8/18/2004	Ru-103	5.00E-01	1.70E+00	6.30E+00	
TM	20	L7936-03	8/18/2004	Ru-106	-1.30E+01	1.60E+01	6.20E+01	
TM	20	L7936-03	8/18/2004	Sb-124	-1.30E+00	2.90E+00	1.40E+01	
TM	20	L7936-03	8/18/2004	Sb-125	-3.20E+00	4.50E+00	1.70E+01	
TM	20	L7936-03	8/18/2004	Se-75	-2.00E+00	1.90E+00	7.40E+00	
TM	20	L7936-03	8/18/2004	Zn-65	1.60E+00	5.50E+00	2.00E+01	
TM	20	L7936-03	8/18/2004	Zr-95	-1.00E-01	3.40E+00	1.30E+01	
TM	20	L8008-03	9/1/2004	AcTh-228	1.13E+01	9.60E+00	3.20E+01	
TM	20	L8008-03	9/1/2004	Ag-108m	-2.60E+00	1.80E+00	7.20E+00	
TM	20	L8008-03	9/1/2004	Ag-110m	-5.00E-01	2.40E+00	9.40E+00	
TM	20	L8008-03	9/1/2004	Ba-140	3.20E+00	3.20E+00	1.20E+01	
TM	20	L8008-03	9/1/2004	Be-7	-1.50E+01	1.80E+01	7.00E+01	
TM	20	L8008-03	9/1/2004	Ce-141	-4.40E+00	3.00E+00	1.10E+01	
TM	20	L8008-03	9/1/2004	Ce-144	-2.10E+01	1.10E+01	4.20E+01	
TM	20	L8008-03	9/1/2004	Co-57	4.00E-01	1.50E+00	5.10E+00	
TM	20	L8008-03	9/1/2004	Co-58	1.20E+00	2.20E+00	7.80E+00	
TM	20	L8008-03	9/1/2004	Co-60	-4.10E+00	3.00E+00	1.20E+01	
TM	20	L8008-03	9/1/2004	Cr-51	3.90E+01	1.90E+01	6.10E+01	
TM	20	L8008-03	9/1/2004	Cs-134	-2.00E+00	2.00E+00	8.30E+00	
TM	20	L8008-03	9/1/2004	Cs-137	-1.20E+00	2.10E+00	8.10E+00	
TM	20	L8008-03	9/1/2004	Fe-59	1.60E+00	6.10E+00	2.30E+01	
TM	20	L8008-03	9/1/2004	I-131	-1.90E-01	1.10E-01	8.40E-01	
TM	20	L8008-03	9/1/2004	I-131	0.00E+00	4.70E+00	1.70E+01	
TM	20	L8008-03	9/1/2004	K-40	1.47E+03	9.30E+01	1.10E+02	*
TM	20	L8008-03	9/1/2004	La-140	3.70E+00	3.70E+00	1.30E+01	
TM	20	L8008-03	9/1/2004	Mn-54	-8.00E-01	1.80E+00	7.10E+00	
TM	20	L8008-03	9/1/2004	Nb-95	4.00E-01	2.20E+00	8.10E+00	
TM	20	L8008-03	9/1/2004	Ru-103	-7.00E-01	2.00E+00	7.70E+00	
TM	20	L8008-03	9/1/2004	Ru-106	-6.00E+00	1.60E+01	6.20E+01	
TM	20	L8008-03	9/1/2004	Sb-124	0.00E+00	3.00E+00	1.40E+01	
TM	20	L8008-03	9/1/2004	Sb-125	-8.60E+00	5.50E+00	2.20E+01	
TM	20	L8008-03	9/1/2004	Se-75	1.30E+00	2.20E+00	7.60E+00	
TM	20	L8008-03	9/1/2004	Zn-65	-3.70E+00	5.40E+00	2.10E+01	
TM	20	L8008-03	9/1/2004	Zr-95	-6.00E-01	3.60E+00	1.40E+01	
TM	20	L8135-03	9/22/2004	AcTh-228	1.40E+00	7.50E+00	2.70E+01	
TM	20	L8135-03	9/22/2004	Ag-108m	1.00E+00	1.40E+00	5.00E+00	
TM	20	L8135-03	9/22/2004	Ag-110m	1.30E+00	2.70E+00	9.80E+00	
TM	20	L8135-03	9/22/2004	Ba-140	9.00E-01	3.80E+00	1.50E+01	
TM	20	L8135-03	9/22/2004	Be-7	-1.50E+01	1.40E+01	5.50E+01	
TM	20	L8135-03	9/22/2004	Ce-141	-3.60E+00	3.00E+00	1.10E+01	
TM	20	L8135-03	9/22/2004	Ce-144	1.60E+01	1.10E+01	3.50E+01	
TM	20	L8135-03	9/22/2004	Co-57	-1.70E+00	1.30E+00	4.70E+00	
TM	20	L8135-03	9/22/2004	Co-58	8.00E-01	1.60E+00	5.80E+00	
TM	20	L8135-03	9/22/2004	Co-60	5.20E+00	2.50E+00	7.90E+00	

*** Radioactivity detected in sample (i.e., concentration > 3 X standard deviation)**
+ Minimum Detectable Concentration > Lower Limit of Detection Requirement

Seabrook Station Radiological Environmental Monitoring Program Data - 2004

Sample Type	Station	LSN	End Date	Nuclide	Conc (pCi/kg)	Std.Dev. (pCi/kg)	MDC (pCi/kg)	
TM	20	L8135-03	9/22/2004	Cr-51	3.90E+01	1.80E+01	5.50E+01	
TM	20	L8135-03	9/22/2004	Cs-134	-8.00E-01	1.90E+00	7.30E+00	
TM	20	L8135-03	9/22/2004	Cs-137	0.00E+00	1.90E+00	6.90E+00	
TM	20	L8135-03	9/22/2004	Fe-59	2.30E+00	5.40E+00	2.00E+01	
TM	20	L8135-03	9/22/2004	I-131	-1.10E+00	4.50E+00	1.60E+01	
TM	20	L8135-03	9/22/2004	I-131	-1.10E-01	1.00E-01	7.40E-01	
TM	20	L8135-03	9/22/2004	K-40	1.32E+03	7.90E+01	8.40E+01	*
TM	20	L8135-03	9/22/2004	La-140	1.00E+00	4.40E+00	1.70E+01	
TM	20	L8135-03	9/22/2004	Mn-54	2.80E+00	1.90E+00	6.20E+00	
TM	20	L8135-03	9/22/2004	Nb-95	-2.30E+00	2.10E+00	8.40E+00	
TM	20	L8135-03	9/22/2004	Ru-103	1.30E+00	1.70E+00	5.80E+00	
TM	20	L8135-03	9/22/2004	Ru-106	-1.90E+01	1.70E+01	6.60E+01	
TM	20	L8135-03	9/22/2004	Sb-124	1.20E+00	3.70E+00	1.50E+01	
TM	20	L8135-03	9/22/2004	Sb-125	4.10E+00	4.10E+00	1.40E+01	
TM	20	L8135-03	9/22/2004	Se-75	1.60E+00	2.10E+00	7.10E+00	
TM	20	L8135-03	9/22/2004	Zn-65	-7.50E+00	5.00E+00	2.00E+01	
TM	20	L8135-03	9/22/2004	Zr-95	-2.80E+00	3.20E+00	1.30E+01	
TM	20	L8249-03	10/13/2004	AcTh-228	4.70E+00	7.50E+00	2.70E+01	
TM	20	L8249-03	10/13/2004	Ag-108m	-5.00E-01	1.60E+00	6.00E+00	
TM	20	L8249-03	10/13/2004	Ag-110m	3.70E+00	2.90E+00	9.70E+00	
TM	20	L8249-03	10/13/2004	Ba-140	2.60E+00	2.60E+00	9.30E+00	
TM	20	L8249-03	10/13/2004	Be-7	0.00E+00	1.40E+01	5.30E+01	
TM	20	L8249-03	10/13/2004	Ce-141	-2.70E+00	2.90E+00	1.00E+01	
TM	20	L8249-03	10/13/2004	Ce-144	-4.00E+00	1.10E+01	4.00E+01	
TM	20	L8249-03	10/13/2004	Co-57	-1.30E+00	1.40E+00	5.10E+00	
TM	20	L8249-03	10/13/2004	Co-58	-1.30E+00	2.10E+00	8.50E+00	
TM	20	L8249-03	10/13/2004	Co-60	-2.40E+00	2.60E+00	1.10E+01	
TM	20	L8249-03	10/13/2004	Cr-51	1.20E+01	1.60E+01	5.50E+01	
TM	20	L8249-03	10/13/2004	Cs-134	8.00E-01	2.20E+00	8.00E+00	
TM	20	L8249-03	10/13/2004	Cs-137	2.00E-01	2.10E+00	7.80E+00	
TM	20	L8249-03	10/13/2004	Fe-59	-3.20E+00	6.60E+00	2.70E+01	
TM	20	L8249-03	10/13/2004	I-131	3.20E+00	3.50E+00	1.20E+01	
TM	20	L8249-03	10/13/2004	I-131	1.30E-01	1.70E-01	6.70E-01	
TM	20	L8249-03	10/13/2004	K-40	1.21E+03	8.50E+01	1.10E+02	*
TM	20	L8249-03	10/13/2004	La-140	3.00E+00	3.00E+00	1.10E+01	
TM	20	L8249-03	10/13/2004	Mn-54	2.30E+00	1.80E+00	5.90E+00	
TM	20	L8249-03	10/13/2004	Nb-95	8.00E-01	2.20E+00	7.90E+00	
TM	20	L8249-03	10/13/2004	Ru-103	-6.00E-01	2.00E+00	7.50E+00	
TM	20	L8249-03	10/13/2004	Ru-106	-1.10E+01	1.80E+01	7.10E+01	
TM	20	L8249-03	10/13/2004	Sb-124	-5.80E+00	3.50E+00	1.90E+01	
TM	20	L8249-03	10/13/2004	Sb-125	7.00E-01	4.50E+00	1.70E+01	
TM	20	L8249-03	10/13/2004	Se-75	-1.60E+00	1.90E+00	7.20E+00	
TM	20	L8249-03	10/13/2004	Zn-65	-3.70E+00	4.50E+00	1.90E+01	
TM	20	L8249-03	10/13/2004	Zr-95	-2.00E+00	4.00E+00	1.50E+01	
TM	20	L8465-03	11/17/2004	AcTh-228	9.90E+00	5.20E+00	2.00E+01	
TM	20	L8465-03	11/17/2004	Ag-108m	-1.00E-01	1.30E+00	4.90E+00	
TM	20	L8465-03	11/17/2004	Ag-110m	-7.00E-01	2.00E+00	7.70E+00	
TM	20	L8465-03	11/17/2004	Ba-140	-2.10E+00	2.60E+00	1.10E+01	
TM	20	L8465-03	11/17/2004	Be-7	-6.00E+00	1.20E+01	4.60E+01	
TM	20	L8465-03	11/17/2004	Ce-141	-8.00E-01	2.60E+00	9.20E+00	
TM	20	L8465-03	11/17/2004	Ce-144	-1.37E+01	9.20E+00	3.30E+01	

*** Radioactivity detected in sample (i.e., concentration > 3 X standard deviation)**
+ Minimum Detectable Concentration > Lower Limit of Detection Requirement

Seabrook Station Radiological Environmental Monitoring Program Data - 2004

Sample Type	Station	LSN	End Date	Nuclide	Conc (pCi/kg)	Std.Dev. (pCi/kg)	MDC (pCi/kg)	
TM	20	L8465-03	11/17/2004	Co-57	-8.00E-01	1.10E+00	4.00E+00	
TM	20	L8465-03	11/17/2004	Co-58	3.30E+00	1.80E+00	6.00E+00	
TM	20	L8465-03	11/17/2004	Co-60	1.30E+00	1.70E+00	5.90E+00	
TM	20	L8465-03	11/17/2004	Cr-51	3.00E+00	1.60E+01	5.60E+01	
TM	20	L8465-03	11/17/2004	Cs-134	-1.10E+00	1.60E+00	6.40E+00	
TM	20	L8465-03	11/17/2004	Cs-137	2.90E+00	1.60E+00	5.30E+00	
TM	20	L8465-03	11/17/2004	Fe-59	-1.00E+01	6.20E+00	2.50E+01	
TM	20	L8465-03	11/17/2004	I-131	-1.34E-01	2.40E-02	6.40E-01	
TM	20	L8465-03	11/17/2004	I-131	-5.70E+00	4.60E+00	1.70E+01	
TM	20	L8465-03	11/17/2004	K-40	1.27E+03	6.80E+01	7.00E+01	*
TM	20	L8465-03	11/17/2004	La-140	-2.50E+00	2.90E+00	1.30E+01	
TM	20	L8465-03	11/17/2004	Mn-54	-1.50E+00	1.40E+00	5.70E+00	
TM	20	L8465-03	11/17/2004	Nb-95	-2.20E+00	1.80E+00	7.10E+00	
TM	20	L8465-03	11/17/2004	Ru-103	0.00E+00	1.60E+00	5.70E+00	
TM	20	L8465-03	11/17/2004	Ru-106	-1.40E+01	1.20E+01	4.90E+01	
TM	20	L8465-03	11/17/2004	Sb-124	4.70E+00	3.90E+00	1.30E+01	
TM	20	L8465-03	11/17/2004	Sb-125	7.20E+00	4.10E+00	1.30E+01	
TM	20	L8465-03	11/17/2004	Se-75	1.60E+00	1.80E+00	6.00E+00	
TM	20	L8465-03	11/17/2004	Zn-65	-4.10E+00	4.10E+00	1.60E+01	
TM	20	L8465-03	11/17/2004	Zr-95	-1.00E+00	3.00E+00	1.10E+01	
TM	20	L8587-03	12/15/2004	AcTh-228	9.50E+00	5.80E+00	1.90E+01	
TM	20	L8587-03	12/15/2004	Ag-108m	9.00E-01	1.20E+00	4.10E+00	
TM	20	L8587-03	12/15/2004	Ag-110m	2.30E+00	2.00E+00	7.00E+00	
TM	20	L8587-03	12/15/2004	Ba-140	1.40E+00	2.30E+00	8.40E+00	
TM	20	L8587-03	12/15/2004	Be-7	5.00E+00	1.20E+01	4.20E+01	
TM	20	L8587-03	12/15/2004	Ce-141	-3.50E+00	3.60E+00	1.30E+01	
TM	20	L8587-03	12/15/2004	Ce-144	2.00E-01	9.20E+00	3.20E+01	
TM	20	L8587-03	12/15/2004	Co-57	-1.40E+00	1.10E+00	4.10E+00	
TM	20	L8587-03	12/15/2004	Co-58	-1.00E-01	1.20E+00	4.50E+00	
TM	20	L8587-03	12/15/2004	Co-60	-7.00E-01	1.50E+00	6.00E+00	
TM	20	L8587-03	12/15/2004	Cr-51	9.00E+00	1.30E+01	4.40E+01	
TM	20	L8587-03	12/15/2004	Cs-134	7.00E-01	1.50E+00	5.20E+00	
TM	20	L8587-03	12/15/2004	Cs-137	7.00E-01	1.70E+00	6.10E+00	
TM	20	L8587-03	12/15/2004	Fe-59	3.30E+00	4.20E+00	1.50E+01	
TM	20	L8587-03	12/15/2004	I-131	5.00E-01	2.50E+00	8.70E+00	
TM	20	L8587-03	12/15/2004	I-131	-9.00E-02	1.40E-02	4.60E-01	
TM	20	L8587-03	12/15/2004	K-40	1.39E+03	6.60E+01	7.80E+01	*
TM	20	L8587-03	12/15/2004	La-140	1.60E+00	2.70E+00	9.70E+00	
TM	20	L8587-03	12/15/2004	Mn-54	-4.00E-01	1.30E+00	5.00E+00	
TM	20	L8587-03	12/15/2004	Nb-95	2.00E-01	1.50E+00	5.60E+00	
TM	20	L8587-03	12/15/2004	Ru-103	-1.50E+00	1.30E+00	5.10E+00	
TM	20	L8587-03	12/15/2004	Ru-106	-2.40E+01	1.40E+01	5.40E+01	
TM	20	L8587-03	12/15/2004	Sb-124	0.00E+00	2.40E+00	1.00E+01	
TM	20	L8587-03	12/15/2004	Sb-125	-2.00E+00	3.80E+00	1.40E+01	
TM	20	L8587-03	12/15/2004	Se-75	9.00E-01	1.80E+00	6.10E+00	
TM	20	L8587-03	12/15/2004	Zn-65	-1.00E+00	3.60E+00	1.30E+01	
TM	20	L8587-03	12/15/2004	Zr-95	-6.00E-01	2.30E+00	8.70E+00	
TM	23	L6806-01	1/14/2004	AcTh-228	8.00E+00	8.20E+00	2.80E+01	
TM	23	L6806-01	1/14/2004	Ag-108m	-4.00E-01	1.70E+00	6.10E+00	
TM	23	L6806-01	1/14/2004	Ag-110m	9.00E-01	3.20E+00	1.20E+01	
TM	23	L6806-01	1/14/2004	Ba-140	2.80E+00	3.90E+00	1.40E+01	

*** Radioactivity detected in sample (i.e., concentration > 3 X standard deviation)**
+ Minimum Detectable Concentration > Lower Limit of Detection Requirement

Seabrook Station Radiological Environmental Monitoring Program Data - 2004

Sample Type	Station	LSN	End Date	Nuclide	Conc (pCi/kg)	Std.Dev. (pCi/kg)	MDC (pCi/kg)	
TM	23	L6806-01	1/14/2004	Be-7	-2.00E+01	2.00E+01	7.60E+01	
TM	23	L6806-01	1/14/2004	Ce-141	-4.20E+00	4.10E+00	1.50E+01	
TM	23	L6806-01	1/14/2004	Ce-144	-2.00E+00	1.20E+01	4.10E+01	
TM	23	L6806-01	1/14/2004	Co-57	1.10E+00	1.40E+00	4.90E+00	
TM	23	L6806-01	1/14/2004	Co-58	-3.00E+00	2.50E+00	9.80E+00	
TM	23	L6806-01	1/14/2004	Co-60	4.70E+00	2.30E+00	7.20E+00	
TM	23	L6806-01	1/14/2004	Cr-51	0.00E+00	2.30E+01	8.20E+01	
TM	23	L6806-01	1/14/2004	Cs-134	-1.70E+00	2.50E+00	9.50E+00	
TM	23	L6806-01	1/14/2004	Cs-137	1.90E+00	2.10E+00	7.40E+00	
TM	23	L6806-01	1/14/2004	Fe-59	1.16E+01	7.50E+00	2.50E+01	
TM	23	L6806-01	1/14/2004	I-131	-3.30E+00	6.40E+00	2.30E+01	
TM	23	L6806-01	1/14/2004	I-131	-2.00E-02	1.20E-01	7.20E-01	
TM	23	L6806-01	1/14/2004	K-40	1.39E+03	8.30E+01	1.20E+02	*
TM	23	L6806-01	1/14/2004	La-140	3.30E+00	4.50E+00	1.60E+01	
TM	23	L6806-01	1/14/2004	Mn-54	-9.00E-01	2.30E+00	8.70E+00	
TM	23	L6806-01	1/14/2004	Nb-95	5.10E+00	2.70E+00	8.60E+00	
TM	23	L6806-01	1/14/2004	Ru-103	3.30E+00	2.80E+00	9.60E+00	
TM	23	L6806-01	1/14/2004	Ru-106	1.30E+01	2.00E+01	6.90E+01	
TM	23	L6806-01	1/14/2004	Sb-124	-4.80E+00	4.80E+00	2.10E+01	
TM	23	L6806-01	1/14/2004	Sb-125	-6.00E-01	5.40E+00	2.00E+01	
TM	23	L6806-01	1/14/2004	Se-75	2.50E+00	2.70E+00	9.30E+00	
TM	23	L6806-01	1/14/2004	Zn-65	-1.29E+01	5.90E+00	2.40E+01	
TM	23	L6806-01	1/14/2004	Zr-95	-2.90E+00	4.00E+00	1.60E+01	
TM	23	L6933-01	2/11/2004	AcTh-228	1.29E+01	6.70E+00	2.10E+01	
TM	23	L6933-01	2/11/2004	Ag-108m	2.00E-01	1.20E+00	4.40E+00	
TM	23	L6933-01	2/11/2004	Ag-110m	8.00E-01	2.00E+00	7.50E+00	
TM	23	L6933-01	2/11/2004	Ba-140	-7.00E-01	2.20E+00	9.70E+00	
TM	23	L6933-01	2/11/2004	Be-7	-1.20E+01	1.20E+01	4.70E+01	
TM	23	L6933-01	2/11/2004	Ce-141	-2.80E+00	3.00E+00	1.10E+01	
TM	23	L6933-01	2/11/2004	Ce-144	-1.06E+01	7.90E+00	2.90E+01	
TM	23	L6933-01	2/11/2004	Co-57	-1.00E+00	1.10E+00	3.80E+00	
TM	23	L6933-01	2/11/2004	Co-58	-1.40E+00	1.80E+00	7.00E+00	
TM	23	L6933-01	2/11/2004	Co-60	1.60E+00	2.20E+00	8.00E+00	
TM	23	L6933-01	2/11/2004	Cr-51	8.00E+00	1.40E+01	4.80E+01	
TM	23	L6933-01	2/11/2004	Cs-134	-2.00E-01	1.80E+00	6.90E+00	
TM	23	L6933-01	2/11/2004	Cs-137	7.00E-01	1.60E+00	5.70E+00	
TM	23	L6933-01	2/11/2004	Fe-59	4.80E+00	5.10E+00	1.80E+01	
TM	23	L6933-01	2/11/2004	I-131	7.00E-01	3.50E+00	1.30E+01	
TM	23	L6933-01	2/11/2004	I-131	-6.50E-02	5.60E-02	4.00E-01	
TM	23	L6933-01	2/11/2004	K-40	1.27E+03	7.10E+01	7.60E+01	*
TM	23	L6933-01	2/11/2004	La-140	-9.00E-01	2.60E+00	1.10E+01	
TM	23	L6933-01	2/11/2004	Mn-54	1.20E+00	1.70E+00	5.90E+00	
TM	23	L6933-01	2/11/2004	Nb-95	-2.60E+00	2.00E+00	8.00E+00	
TM	23	L6933-01	2/11/2004	Ru-103	-1.60E+00	1.90E+00	7.30E+00	
TM	23	L6933-01	2/11/2004	Ru-106	4.00E+00	1.30E+01	4.70E+01	
TM	23	L6933-01	2/11/2004	Sb-124	1.00E+00	3.10E+00	1.20E+01	
TM	23	L6933-01	2/11/2004	Sb-125	2.50E+00	3.70E+00	1.30E+01	
TM	23	L6933-01	2/11/2004	Se-75	1.70E+00	1.90E+00	6.50E+00	
TM	23	L6933-01	2/11/2004	Zn-65	6.00E-01	4.20E+00	1.50E+01	
TM	23	L6933-01	2/11/2004	Zr-95	-5.40E+00	3.10E+00	1.30E+01	
TM	23	L7093-04	3/16/2004	AcTh-228	-1.50E+00	6.80E+00	2.60E+01	

*** Radioactivity detected in sample (i.e., concentration > 3 X standard deviation)**
+ Minimum Detectable Concentration > Lower Limit of Detection Requirement

Seabrook Station Radiological Environmental Monitoring Program Data - 2004

Sample Type	Station	LSN	End Date	Nuclide	Conc (pCi/kg)	Std.Dev. (pCi/kg)	MDC (pCi/kg)	
TM	23	L7093-04	3/16/2004	Ag-108m	1.10E+00	1.40E+00	4.90E+00	
TM	23	L7093-04	3/16/2004	Ag-110m	-2.60E+00	2.20E+00	9.10E+00	
TM	23	L7093-04	3/16/2004	Ba-140	-1.30E+00	2.70E+00	1.20E+01	
TM	23	L7093-04	3/16/2004	Be-7	-2.00E+01	1.50E+01	5.90E+01	
TM	23	L7093-04	3/16/2004	Ce-141	1.00E-01	2.90E+00	1.00E+01	
TM	23	L7093-04	3/16/2004	Ce-144	-6.40E+00	9.50E+00	3.40E+01	
TM	23	L7093-04	3/16/2004	Co-57	-5.00E-01	1.30E+00	4.50E+00	
TM	23	L7093-04	3/16/2004	Co-58	-1.50E+00	2.30E+00	8.70E+00	
TM	23	L7093-04	3/16/2004	Co-60	-8.00E-01	2.50E+00	9.40E+00	
TM	23	L7093-04	3/16/2004	Cr-51	1.00E+00	1.50E+01	5.30E+01	
TM	23	L7093-04	3/16/2004	Cs-134	5.50E+00	1.90E+00	5.10E+00	
TM	23	L7093-04	3/16/2004	Cs-137	2.40E+00	1.90E+00	6.30E+00	
TM	23	L7093-04	3/16/2004	Fe-59	-3.40E+00	5.90E+00	2.40E+01	
TM	23	L7093-04	3/16/2004	I-131	-1.68E-01	2.70E-02	7.30E-01	
TM	23	L7093-04	3/16/2004	I-131	-1.10E+00	4.50E+00	1.60E+01	
TM	23	L7093-04	3/16/2004	K-40	1.40E+03	8.10E+01	1.00E+02	*
TM	23	L7093-04	3/16/2004	La-140	-1.50E+00	3.20E+00	1.40E+01	
TM	23	L7093-04	3/16/2004	Mn-54	1.00E+00	1.80E+00	6.30E+00	
TM	23	L7093-04	3/16/2004	Nb-95	4.00E-01	2.20E+00	7.90E+00	
TM	23	L7093-04	3/16/2004	Ru-103	-1.30E+00	1.60E+00	6.40E+00	
TM	23	L7093-04	3/16/2004	Ru-106	-4.00E+00	1.30E+01	5.10E+01	
TM	23	L7093-04	3/16/2004	Sb-124	0.00E+00	3.40E+00	1.40E+01	
TM	23	L7093-04	3/16/2004	Sb-125	7.00E+00	3.90E+00	1.30E+01	
TM	23	L7093-04	3/16/2004	Se-75	1.30E+00	1.80E+00	6.20E+00	
TM	23	L7093-04	3/16/2004	Zn-65	5.00E+00	3.60E+00	1.20E+01	
TM	23	L7093-04	3/16/2004	Zr-95	-9.70E+00	3.60E+00	1.60E+01	
TM	23	L7201-04	4/7/2004	AcTh-228	-1.40E+00	7.50E+00	2.80E+01	
TM	23	L7201-04	4/7/2004	Ag-108m	-7.00E-01	1.20E+00	4.60E+00	
TM	23	L7201-04	4/7/2004	Ag-110m	-3.80E+00	2.30E+00	9.60E+00	
TM	23	L7201-04	4/7/2004	Ba-140	3.20E+00	2.80E+00	9.70E+00	
TM	23	L7201-04	4/7/2004	Be-7	1.10E+01	1.30E+01	4.50E+01	
TM	23	L7201-04	4/7/2004	Ce-141	-5.90E+00	2.70E+00	1.00E+01	
TM	23	L7201-04	4/7/2004	Ce-144	5.20E+00	9.60E+00	3.30E+01	
TM	23	L7201-04	4/7/2004	Co-57	-2.00E-01	1.20E+00	4.10E+00	
TM	23	L7201-04	4/7/2004	Co-58	-2.30E+00	1.60E+00	6.70E+00	
TM	23	L7201-04	4/7/2004	Co-60	-5.00E-01	1.80E+00	7.10E+00	
TM	23	L7201-04	4/7/2004	Cr-51	7.00E+00	1.70E+01	5.90E+01	
TM	23	L7201-04	4/7/2004	Cs-134	1.00E+00	2.00E+00	7.20E+00	
TM	23	L7201-04	4/7/2004	Cs-137	-1.10E+00	2.00E+00	7.50E+00	
TM	23	L7201-04	4/7/2004	Fe-59	3.60E+00	5.90E+00	2.10E+01	
TM	23	L7201-04	4/7/2004	I-131	1.60E-01	1.40E-01	4.90E-01	
TM	23	L7201-04	4/7/2004	I-131	-5.00E-01	4.50E+00	1.60E+01	
TM	23	L7201-04	4/7/2004	K-40	1.32E+03	7.40E+01	7.80E+01	*
TM	23	L7201-04	4/7/2004	La-140	3.70E+00	3.20E+00	1.10E+01	
TM	23	L7201-04	4/7/2004	Mn-54	-2.80E+00	1.50E+00	6.40E+00	
TM	23	L7201-04	4/7/2004	Nb-95	5.10E+00	2.10E+00	6.50E+00	
TM	23	L7201-04	4/7/2004	Ru-103	5.00E-01	1.60E+00	5.90E+00	
TM	23	L7201-04	4/7/2004	Ru-106	2.40E+01	1.60E+01	5.50E+01	
TM	23	L7201-04	4/7/2004	Sb-124	0.00E+00	4.30E+00	1.70E+01	
TM	23	L7201-04	4/7/2004	Sb-125	0.00E+00	3.60E+00	1.30E+01	
TM	23	L7201-04	4/7/2004	Se-75	8.00E-01	1.90E+00	6.70E+00	

*** Radioactivity detected in sample (i.e., concentration > 3 X standard deviation)**
+ Minimum Detectable Concentration > Lower Limit of Detection Requirement

Seabrook Station Radiological Environmental Monitoring Program Data - 2004

Sample Type	Station	LSN	End Date	Nuclide	Conc (pCi/kg)	Std.Dev. (pCi/kg)	MDC (pCi/kg)	
TM	23	L7201-04	4/7/2004	Zn-65	3.30E+00	3.90E+00	1.40E+01	
TM	23	L7201-04	4/7/2004	Zr-95	2.10E+00	2.90E+00	1.00E+01	
TM	23	L7273-04	4/21/2004	AcTh-228	-3.40E+00	5.80E+00	2.20E+01	
TM	23	L7273-04	4/21/2004	Ag-108m	7.00E-01	1.30E+00	4.50E+00	
TM	23	L7273-04	4/21/2004	Ag-110m	1.10E+00	2.30E+00	8.10E+00	
TM	23	L7273-04	4/21/2004	Ba-140	-5.00E+00	2.70E+00	1.30E+01	
TM	23	L7273-04	4/21/2004	Be-7	-1.80E+01	1.40E+01	5.20E+01	
TM	23	L7273-04	4/21/2004	Ce-141	-6.00E-01	2.70E+00	9.30E+00	
TM	23	L7273-04	4/21/2004	Ce-144	-8.00E-01	8.90E+00	3.10E+01	
TM	23	L7273-04	4/21/2004	Co-57	1.00E+00	1.10E+00	3.80E+00	
TM	23	L7273-04	4/21/2004	Co-58	1.10E+00	1.70E+00	6.00E+00	
TM	23	L7273-04	4/21/2004	Co-60	1.00E-01	1.70E+00	6.50E+00	
TM	23	L7273-04	4/21/2004	Cr-51	2.00E+01	1.40E+01	4.80E+01	
TM	23	L7273-04	4/21/2004	Cs-134	-3.00E-01	1.70E+00	6.10E+00	
TM	23	L7273-04	4/21/2004	Cs-137	1.00E+00	1.60E+00	5.40E+00	
TM	23	L7273-04	4/21/2004	Fe-59	-3.50E+00	4.90E+00	2.00E+01	
TM	23	L7273-04	4/21/2004	I-131	-4.10E+00	4.00E+00	1.50E+01	
TM	23	L7273-04	4/21/2004	I-131	1.90E-01	1.40E-01	4.60E-01	
TM	23	L7273-04	4/21/2004	K-40	1.18E+03	6.50E+01	8.20E+01	*
TM	23	L7273-04	4/21/2004	La-140	-5.70E+00	3.10E+00	1.50E+01	
TM	23	L7273-04	4/21/2004	Mn-54	0.00E+00	1.50E+00	5.40E+00	
TM	23	L7273-04	4/21/2004	Nb-95	1.60E+00	2.00E+00	7.00E+00	
TM	23	L7273-04	4/21/2004	Ru-103	4.00E-01	1.80E+00	6.40E+00	
TM	23	L7273-04	4/21/2004	Ru-106	-1.40E+01	1.00E+01	4.20E+01	
TM	23	L7273-04	4/21/2004	Sb-124	-1.80E+00	3.90E+00	1.60E+01	
TM	23	L7273-04	4/21/2004	Sb-125	-4.90E+00	3.70E+00	1.40E+01	
TM	23	L7273-04	4/21/2004	Se-75	2.00E-01	1.60E+00	5.70E+00	
TM	23	L7273-04	4/21/2004	Zn-65	-1.03E+01	3.90E+00	1.70E+01	
TM	23	L7273-04	4/21/2004	Zr-95	2.60E+00	3.20E+00	1.10E+01	
TM	23	L7374-04	5/5/2004	AcTh-228	7.00E+00	6.70E+00	2.30E+01	
TM	23	L7374-04	5/5/2004	Ag-108m	1.00E+00	1.40E+00	4.70E+00	
TM	23	L7374-04	5/5/2004	Ag-110m	1.10E+00	2.60E+00	9.30E+00	
TM	23	L7374-04	5/5/2004	Ba-140	-4.80E+00	2.40E+00	1.10E+01	
TM	23	L7374-04	5/5/2004	Be-7	1.20E+01	1.30E+01	4.30E+01	
TM	23	L7374-04	5/5/2004	Ce-141	4.10E+00	2.50E+00	8.30E+00	
TM	23	L7374-04	5/5/2004	Ce-144	-1.00E-01	9.70E+00	3.40E+01	
TM	23	L7374-04	5/5/2004	Co-57	8.00E-01	1.20E+00	4.10E+00	
TM	23	L7374-04	5/5/2004	Co-58	-1.90E+00	1.40E+00	5.80E+00	
TM	23	L7374-04	5/5/2004	Co-60	6.00E-01	1.90E+00	7.10E+00	
TM	23	L7374-04	5/5/2004	Cr-51	2.00E+01	1.50E+01	4.90E+01	
TM	23	L7374-04	5/5/2004	Cs-134	3.30E+00	1.70E+00	5.40E+00	
TM	23	L7374-04	5/5/2004	Cs-137	-1.90E+00	1.70E+00	6.80E+00	
TM	23	L7374-04	5/5/2004	Fe-59	-7.60E+00	5.50E+00	2.20E+01	
TM	23	L7374-04	5/5/2004	I-131	-2.20E+00	3.20E+00	1.20E+01	
TM	23	L7374-04	5/5/2004	I-131	-5.00E-02	5.00E-02	3.50E-01	
TM	23	L7374-04	5/5/2004	K-40	1.24E+03	7.00E+01	7.20E+01	*
TM	23	L7374-04	5/5/2004	La-140	-5.50E+00	2.70E+00	1.30E+01	
TM	23	L7374-04	5/5/2004	Mn-54	1.40E+00	1.60E+00	5.60E+00	
TM	23	L7374-04	5/5/2004	Nb-95	-2.70E+00	1.80E+00	7.20E+00	
TM	23	L7374-04	5/5/2004	Ru-103	-2.10E+00	1.70E+00	6.50E+00	
TM	23	L7374-04	5/5/2004	Ru-106	-1.70E+01	1.40E+01	5.50E+01	

*** Radioactivity detected in sample (i.e., concentration > 3 X standard deviation)**
+ Minimum Detectable Concentration > Lower Limit of Detection Requirement

Seabrook Station Radiological Environmental Monitoring Program Data - 2004

Sample Type	Station	LSN	End Date	Nuclide	Conc (pCi/kg)	Std.Dev. (pCi/kg)	MDC (pCi/kg)	
TM	23	L7374-04	5/5/2004	Sb-124	-2.00E+00	3.40E+00	1.50E+01	
TM	23	L7374-04	5/5/2004	Sb-125	-1.50E+00	4.50E+00	1.60E+01	
TM	23	L7374-04	5/5/2004	Se-75	-1.00E-01	2.00E+00	6.90E+00	
TM	23	L7374-04	5/5/2004	Zn-65	0.00E+00	4.90E+00	1.80E+01	
TM	23	L7374-04	5/5/2004	Zr-95	-1.00E+00	2.70E+00	1.00E+01	
TM	23	L7443-04	5/19/2004	AcTh-228	6.90E+00	7.40E+00	2.60E+01	
TM	23	L7443-04	5/19/2004	Ag-108m	-1.40E+00	1.40E+00	5.40E+00	
TM	23	L7443-04	5/19/2004	Ag-110m	-3.70E+00	2.80E+00	1.10E+01	
TM	23	L7443-04	5/19/2004	Ba-140	-5.00E-01	2.80E+00	1.20E+01	
TM	23	L7443-04	5/19/2004	Be-7	1.10E+01	1.40E+01	4.90E+01	
TM	23	L7443-04	5/19/2004	Ce-141	-4.70E+00	3.10E+00	1.10E+01	
TM	23	L7443-04	5/19/2004	Ce-144	1.80E+01	1.00E+01	3.30E+01	
TM	23	L7443-04	5/19/2004	Co-57	3.70E+00	1.40E+00	4.50E+00	
TM	23	L7443-04	5/19/2004	Co-58	1.30E+00	2.10E+00	7.30E+00	
TM	23	L7443-04	5/19/2004	Co-60	-1.90E+00	2.10E+00	8.70E+00	
TM	23	L7443-04	5/19/2004	Cr-51	-4.90E+01	1.50E+01	6.50E+01	
TM	23	L7443-04	5/19/2004	Cs-134	7.00E-01	1.90E+00	7.10E+00	
TM	23	L7443-04	5/19/2004	Cs-137	1.80E+00	1.70E+00	5.90E+00	
TM	23	L7443-04	5/19/2004	Fe-59	3.80E+00	7.40E+00	2.70E+01	
TM	23	L7443-04	5/19/2004	I-131	-6.00E-01	4.70E+00	1.70E+01	
TM	23	L7443-04	5/19/2004	I-131	8.00E-02	2.00E-01	9.30E-01	
TM	23	L7443-04	5/19/2004	K-40	1.39E+03	8.30E+01	8.50E+01	*
TM	23	L7443-04	5/19/2004	La-140	-6.00E-01	3.20E+00	1.40E+01	
TM	23	L7443-04	5/19/2004	Mn-54	-2.80E+00	1.80E+00	7.60E+00	
TM	23	L7443-04	5/19/2004	Nb-95	9.00E-01	1.90E+00	7.10E+00	
TM	23	L7443-04	5/19/2004	Ru-103	-8.00E-01	1.90E+00	7.20E+00	
TM	23	L7443-04	5/19/2004	Ru-106	-2.00E+00	1.50E+01	5.80E+01	
TM	23	L7443-04	5/19/2004	Sb-124	-1.30E+00	4.40E+00	1.90E+01	
TM	23	L7443-04	5/19/2004	Sb-125	4.80E+00	4.30E+00	1.50E+01	
TM	23	L7443-04	5/19/2004	Se-75	1.40E+00	2.00E+00	6.80E+00	
TM	23	L7443-04	5/19/2004	Zn-65	-1.60E+00	4.80E+00	1.80E+01	
TM	23	L7443-04	5/19/2004	Zr-95	-2.70E+00	3.50E+00	1.40E+01	
TM	23	L7520-03	6/2/2004	AcTh-228	-2.50E+00	5.30E+00	2.10E+01	
TM	23	L7520-03	6/2/2004	Ag-108m	-2.30E+00	1.30E+00	5.20E+00	
TM	23	L7520-03	6/2/2004	Ag-110m	-3.20E+00	2.20E+00	9.00E+00	
TM	23	L7520-03	6/2/2004	Ba-140	-2.20E+00	2.90E+00	1.20E+01	
TM	23	L7520-03	6/2/2004	Be-7	-1.60E+01	1.30E+01	5.10E+01	
TM	23	L7520-03	6/2/2004	Ce-141	1.50E+00	2.80E+00	9.70E+00	
TM	23	L7520-03	6/2/2004	Ce-144	2.80E+00	8.50E+00	2.90E+01	
TM	23	L7520-03	6/2/2004	Co-57	2.10E+00	1.10E+00	3.50E+00	
TM	23	L7520-03	6/2/2004	Co-58	0.00E+00	1.50E+00	5.50E+00	
TM	23	L7520-03	6/2/2004	Co-60	2.70E+00	1.60E+00	5.20E+00	
TM	23	L7520-03	6/2/2004	Cr-51	1.70E+01	1.40E+01	4.70E+01	
TM	23	L7520-03	6/2/2004	Cs-134	-3.50E+00	1.80E+00	7.60E+00	
TM	23	L7520-03	6/2/2004	Cs-137	9.00E-01	1.70E+00	6.00E+00	
TM	23	L7520-03	6/2/2004	Fe-59	5.60E+00	5.60E+00	1.90E+01	
TM	23	L7520-03	6/2/2004	I-131	1.40E-01	2.50E-01	1.00E+00	
TM	23	L7520-03	6/2/2004	I-131	8.00E-01	3.30E+00	1.20E+01	
TM	23	L7520-03	6/2/2004	K-40	1.21E+03	7.00E+01	8.10E+01	*
TM	23	L7520-03	6/2/2004	La-140	-2.60E+00	3.30E+00	1.40E+01	
TM	23	L7520-03	6/2/2004	Mn-54	0.00E+00	1.80E+00	6.50E+00	

*** Radioactivity detected in sample (i.e., concentration > 3 X standard deviation)**
+ Minimum Detectable Concentration > Lower Limit of Detection Requirement

Seabrook Station Radiological Environmental Monitoring Program Data - 2004

Sample Type	Station	LSN	End Date	Nuclide	Conc (pCi/kg)	Std.Dev. (pCi/kg)	MDC (pCi/kg)	
TM	23	L7520-03	6/2/2004	Nb-95	-5.00E-01	1.90E+00	7.20E+00	
TM	23	L7520-03	6/2/2004	Ru-103	-4.00E+00	2.00E+00	7.90E+00	
TM	23	L7520-03	6/2/2004	Ru-106	6.00E+00	1.20E+01	4.20E+01	
TM	23	L7520-03	6/2/2004	Sb-124	1.00E+00	4.50E+00	1.70E+01	
TM	23	L7520-03	6/2/2004	Sb-125	5.00E-01	3.90E+00	1.40E+01	
TM	23	L7520-03	6/2/2004	Se-75	8.00E-01	1.90E+00	6.60E+00	
TM	23	L7520-03	6/2/2004	Zn-65	4.50E+00	4.50E+00	1.50E+01	
TM	23	L7520-03	6/2/2004	Zr-95	6.70E+00	3.10E+00	9.50E+00	
TM	23	L7620-04	6/23/2004	AcTh-228	1.20E+00	6.40E+00	2.40E+01	
TM	23	L7620-04	6/23/2004	Ag-108m	0.00E+00	1.40E+00	4.90E+00	
TM	23	L7620-04	6/23/2004	Ag-110m	-1.80E+00	2.10E+00	8.60E+00	
TM	23	L7620-04	6/23/2004	Ba-140	8.00E-01	3.50E+00	1.30E+01	
TM	23	L7620-04	6/23/2004	Be-7	-4.00E+00	1.50E+01	5.40E+01	
TM	23	L7620-04	6/23/2004	Ce-141	3.60E+00	2.80E+00	9.30E+00	
TM	23	L7620-04	6/23/2004	Ce-144	-1.20E+00	8.50E+00	3.00E+01	
TM	23	L7620-04	6/23/2004	Co-57	4.00E-01	1.10E+00	3.60E+00	
TM	23	L7620-04	6/23/2004	Co-58	1.80E+00	1.80E+00	6.20E+00	
TM	23	L7620-04	6/23/2004	Co-60	-2.10E+00	2.50E+00	9.70E+00	
TM	23	L7620-04	6/23/2004	Cr-51	-1.40E+01	1.50E+01	5.70E+01	
TM	23	L7620-04	6/23/2004	Cs-134	3.60E+00	2.00E+00	6.60E+00	
TM	23	L7620-04	6/23/2004	Cs-137	-2.10E+00	1.70E+00	6.90E+00	
TM	23	L7620-04	6/23/2004	Fe-59	7.00E+00	8.00E+00	2.80E+01	
TM	23	L7620-04	6/23/2004	I-131	2.00E-02	1.30E-01	5.30E-01	
TM	23	L7620-04	6/23/2004	I-131	-1.50E+00	4.20E+00	1.50E+01	
TM	23	L7620-04	6/23/2004	K-40	1.33E+03	7.60E+01	8.90E+01	*
TM	23	L7620-04	6/23/2004	La-140	1.00E+00	4.00E+00	1.50E+01	
TM	23	L7620-04	6/23/2004	Mn-54	1.10E+00	1.70E+00	5.90E+00	
TM	23	L7620-04	6/23/2004	Nb-95	-2.80E+00	2.20E+00	8.80E+00	
TM	23	L7620-04	6/23/2004	Ru-103	-3.60E+00	2.00E+00	8.10E+00	
TM	23	L7620-04	6/23/2004	Ru-106	-7.00E+00	1.30E+01	4.90E+01	
TM	23	L7620-04	6/23/2004	Sb-124	2.30E+00	3.20E+00	1.20E+01	
TM	23	L7620-04	6/23/2004	Sb-125	1.60E+00	4.30E+00	1.50E+01	
TM	23	L7620-04	6/23/2004	Se-75	-1.50E+00	1.80E+00	6.70E+00	
TM	23	L7620-04	6/23/2004	Zn-65	0.00E+00	4.50E+00	1.70E+01	
TM	23	L7620-04	6/23/2004	Zr-95	2.10E+00	3.60E+00	1.30E+01	
TM	23	L7677-04	7/7/2004	AcTh-228	-2.10E+00	6.80E+00	2.60E+01	
TM	23	L7677-04	7/7/2004	Ag-108m	7.00E-01	1.50E+00	5.20E+00	
TM	23	L7677-04	7/7/2004	Ag-110m	1.90E+00	2.50E+00	8.90E+00	
TM	23	L7677-04	7/7/2004	Ba-140	-4.60E+00	2.50E+00	1.20E+01	
TM	23	L7677-04	7/7/2004	Be-7	7.00E+00	1.30E+01	4.70E+01	
TM	23	L7677-04	7/7/2004	Ce-141	-4.00E-01	2.50E+00	8.70E+00	
TM	23	L7677-04	7/7/2004	Ce-144	-2.20E+01	9.60E+00	3.60E+01	
TM	23	L7677-04	7/7/2004	Co-57	1.40E+00	1.30E+00	4.20E+00	
TM	23	L7677-04	7/7/2004	Co-58	-1.30E+00	2.00E+00	7.60E+00	
TM	23	L7677-04	7/7/2004	Co-60	-2.50E+00	2.30E+00	9.00E+00	
TM	23	L7677-04	7/7/2004	Cr-51	1.60E+01	1.30E+01	4.50E+01	
TM	23	L7677-04	7/7/2004	Cs-134	-3.00E-01	1.90E+00	7.20E+00	
TM	23	L7677-04	7/7/2004	Cs-137	1.60E+00	1.80E+00	6.10E+00	
TM	23	L7677-04	7/7/2004	Fe-59	-1.13E+01	5.70E+00	2.50E+01	
TM	23	L7677-04	7/7/2004	I-131	1.10E-01	1.90E-01	8.60E-01	
TM	23	L7677-04	7/7/2004	I-131	-2.30E+00	2.50E+00	9.70E+00	

*** Radioactivity detected in sample (i.e., concentration > 3 X standard deviation)**
+ Minimum Detectable Concentration > Lower Limit of Detection Requirement

Seabrook Station Radiological Environmental Monitoring Program Data - 2004

Sample Type	Station	LSN	End Date	Nuclide	Conc (pCi/kg)	Std.Dev. (pCi/kg)	MDC (pCi/kg)	
TM	23	L7677-04	7/7/2004	K-40	1.26E+03	7.70E+01	1.00E+02	*
TM	23	L7677-04	7/7/2004	La-140	-5.30E+00	2.90E+00	1.40E+01	
TM	23	L7677-04	7/7/2004	Mn-54	2.90E+00	1.90E+00	6.30E+00	
TM	23	L7677-04	7/7/2004	Nb-95	-1.70E+00	1.90E+00	7.30E+00	
TM	23	L7677-04	7/7/2004	Ru-103	-9.00E-01	1.80E+00	6.80E+00	
TM	23	L7677-04	7/7/2004	Ru-106	-2.60E+01	1.50E+01	6.20E+01	
TM	23	L7677-04	7/7/2004	Sb-124	-1.10E+00	2.90E+00	1.30E+01	
TM	23	L7677-04	7/7/2004	Sb-125	5.30E+00	4.30E+00	1.40E+01	
TM	23	L7677-04	7/7/2004	Se-75	8.00E-01	1.70E+00	5.80E+00	
TM	23	L7677-04	7/7/2004	Zn-65	-3.50E+00	4.10E+00	1.60E+01	
TM	23	L7677-04	7/7/2004	Zr-95	-4.80E+00	2.80E+00	1.20E+01	
TM	23	L7811-04	7/21/2004	AcTh-228	4.30E+00	7.90E+00	2.90E+01	
TM	23	L7811-04	7/21/2004	Ag-108m	2.30E+00	1.50E+00	5.10E+00	
TM	23	L7811-04	7/21/2004	Ag-110m	4.90E+00	2.60E+00	7.70E+00	
TM	23	L7811-04	7/21/2004	Ba-140	4.00E-01	3.10E+00	1.40E+01	
TM	23	L7811-04	7/21/2004	Be-7	1.50E+01	2.10E+01	7.20E+01	
TM	23	L7811-04	7/21/2004	Ce-141	1.00E+00	3.30E+00	1.20E+01	
TM	23	L7811-04	7/21/2004	Ce-144	-2.00E+00	1.20E+01	4.20E+01	
TM	23	L7811-04	7/21/2004	Co-57	1.10E+00	1.70E+00	5.70E+00	
TM	23	L7811-04	7/21/2004	Co-58	-6.00E-01	2.10E+00	8.50E+00	
TM	23	L7811-04	7/21/2004	Co-60	6.00E-01	3.10E+00	1.10E+01	
TM	23	L7811-04	7/21/2004	Cr-51	5.00E+00	1.80E+01	6.60E+01	
TM	23	L7811-04	7/21/2004	Cs-134	-1.80E+00	2.20E+00	9.20E+00	
TM	23	L7811-04	7/21/2004	Cs-137	1.30E+00	2.00E+00	7.40E+00	
TM	23	L7811-04	7/21/2004	Fe-59	-3.60E+00	8.30E+00	3.30E+01	
TM	23	L7811-04	7/21/2004	I-131	5.10E+00	4.30E+00	1.40E+01	
TM	23	L7811-04	7/21/2004	I-131	1.00E-01	2.10E-01	8.40E-01	
TM	23	L7811-04	7/21/2004	K-40	1.46E+03	1.00E+02	9.10E+01	*
TM	23	L7811-04	7/21/2004	La-140	5.00E-01	3.60E+00	1.60E+01	
TM	23	L7811-04	7/21/2004	Mn-54	1.80E+00	2.00E+00	7.00E+00	
TM	23	L7811-04	7/21/2004	Nb-95	0.00E+00	2.90E+00	1.10E+01	
TM	23	L7811-04	7/21/2004	Ru-103	0.00E+00	2.20E+00	8.40E+00	
TM	23	L7811-04	7/21/2004	Ru-106	1.40E+01	1.80E+01	6.50E+01	
TM	23	L7811-04	7/21/2004	Sb-124	1.90E+00	6.80E+00	2.60E+01	
TM	23	L7811-04	7/21/2004	Sb-125	5.20E+00	5.30E+00	1.80E+01	
TM	23	L7811-04	7/21/2004	Se-75	-8.00E-01	2.30E+00	8.50E+00	
TM	23	L7811-04	7/21/2004	Zn-65	-3.40E+00	6.60E+00	2.60E+01	
TM	23	L7811-04	7/21/2004	Zr-95	-1.50E+00	4.30E+00	1.70E+01	
TM	23	L7862-04	8/4/2004	AcTh-228	3.30E+00	6.60E+00	2.40E+01	
TM	23	L7862-04	8/4/2004	Ag-108m	6.00E-01	1.40E+00	5.10E+00	
TM	23	L7862-04	8/4/2004	Ag-110m	-6.00E-01	2.70E+00	1.00E+01	
TM	23	L7862-04	8/4/2004	Ba-140	6.70E+00	4.50E+00	1.50E+01	
TM	23	L7862-04	8/4/2004	Be-7	2.00E+00	1.30E+01	4.90E+01	
TM	23	L7862-04	8/4/2004	Ce-141	-2.90E+00	3.20E+00	1.10E+01	
TM	23	L7862-04	8/4/2004	Ce-144	1.40E+01	1.10E+01	3.60E+01	
TM	23	L7862-04	8/4/2004	Co-57	-1.20E+00	1.30E+00	4.80E+00	
TM	23	L7862-04	8/4/2004	Co-58	-7.00E-01	2.30E+00	8.50E+00	
TM	23	L7862-04	8/4/2004	Co-60	3.70E+00	2.50E+00	8.30E+00	
TM	23	L7862-04	8/4/2004	Cr-51	8.00E+00	1.60E+01	5.70E+01	
TM	23	L7862-04	8/4/2004	Cs-134	-3.00E-01	1.90E+00	7.30E+00	
TM	23	L7862-04	8/4/2004	Cs-137	2.70E+00	2.00E+00	6.70E+00	

*** Radioactivity detected in sample (i.e., concentration > 3 X standard deviation)**
+ Minimum Detectable Concentration > Lower Limit of Detection Requirement

Seabrook Station Radiological Environmental Monitoring Program Data - 2004

Sample Type	Station	LSN	End Date	Nuclide	Conc (pCi/kg)	Std.Dev. (pCi/kg)	MDC (pCi/kg)	
TM	23	L7862-04	8/4/2004	Fe-59	3.80E+00	6.80E+00	2.50E+01	
TM	23	L7862-04	8/4/2004	I-131	-1.90E+00	4.40E+00	1.70E+01	
TM	23	L7862-04	8/4/2004	I-131	2.70E-01	2.00E-01	6.60E-01	
TM	23	L7862-04	8/4/2004	K-40	1.48E+03	8.50E+01	8.40E+01	*
TM	23	L7862-04	8/4/2004	La-140	7.70E+00	5.10E+00	1.70E+01	
TM	23	L7862-04	8/4/2004	Mn-54	4.00E-01	2.00E+00	7.50E+00	
TM	23	L7862-04	8/4/2004	Nb-95	1.60E+00	2.50E+00	8.80E+00	
TM	23	L7862-04	8/4/2004	Ru-103	8.00E-01	1.90E+00	6.70E+00	
TM	23	L7862-04	8/4/2004	Ru-106	-5.00E+00	1.80E+01	6.60E+01	
TM	23	L7862-04	8/4/2004	Sb-124	-2.70E+00	3.70E+00	1.70E+01	
TM	23	L7862-04	8/4/2004	Sb-125	1.80E+00	4.70E+00	1.70E+01	
TM	23	L7862-04	8/4/2004	Se-75	2.70E+00	1.90E+00	6.10E+00	
TM	23	L7862-04	8/4/2004	Zn-65	-7.20E+00	4.90E+00	2.00E+01	
TM	23	L7862-04	8/4/2004	Zr-95	-3.60E+00	3.00E+00	1.30E+01	
TM	23	L7936-04	8/18/2004	AcTh-228	3.10E+00	8.10E+00	2.90E+01	
TM	23	L7936-04	8/18/2004	Ag-108m	1.70E+00	1.50E+00	5.00E+00	
TM	23	L7936-04	8/18/2004	Ag-110m	-1.40E+00	2.20E+00	9.10E+00	
TM	23	L7936-04	8/18/2004	Ba-140	2.30E+00	2.50E+00	9.10E+00	
TM	23	L7936-04	8/18/2004	Be-7	2.00E+00	1.40E+01	5.30E+01	
TM	23	L7936-04	8/18/2004	Ce-141	1.20E+00	2.70E+00	9.20E+00	
TM	23	L7936-04	8/18/2004	Ce-144	1.60E+01	1.10E+01	3.70E+01	
TM	23	L7936-04	8/18/2004	Co-57	1.00E-01	1.30E+00	4.60E+00	
TM	23	L7936-04	8/18/2004	Co-58	1.00E-01	1.80E+00	6.90E+00	
TM	23	L7936-04	8/18/2004	Co-60	1.30E+00	2.70E+00	9.70E+00	
TM	23	L7936-04	8/18/2004	Cr-51	-2.40E+01	1.60E+01	6.20E+01	
TM	23	L7936-04	8/18/2004	Cs-134	-2.20E+00	2.00E+00	8.10E+00	
TM	23	L7936-04	8/18/2004	Cs-137	2.70E+00	2.00E+00	6.60E+00	
TM	23	L7936-04	8/18/2004	Fe-59	-3.70E+00	5.10E+00	2.10E+01	
TM	23	L7936-04	8/18/2004	I-131	-7.20E+00	3.10E+00	1.30E+01	
TM	23	L7936-04	8/18/2004	I-131	5.00E-02	2.60E-01	9.70E-01	
TM	23	L7936-04	8/18/2004	K-40	1.32E+03	8.50E+01	1.20E+02	*
TM	23	L7936-04	8/18/2004	La-140	2.60E+00	2.90E+00	1.10E+01	
TM	23	L7936-04	8/18/2004	Mn-54	6.00E-01	1.70E+00	6.30E+00	
TM	23	L7936-04	8/18/2004	Nb-95	1.70E+00	1.90E+00	6.60E+00	
TM	23	L7936-04	8/18/2004	Ru-103	8.00E-01	1.80E+00	6.50E+00	
TM	23	L7936-04	8/18/2004	Ru-106	2.20E+01	1.80E+01	5.90E+01	
TM	23	L7936-04	8/18/2004	Sb-124	5.10E+00	3.10E+00	9.30E+00	
TM	23	L7936-04	8/18/2004	Sb-125	-6.00E-01	4.10E+00	1.50E+01	
TM	23	L7936-04	8/18/2004	Se-75	2.60E+00	2.10E+00	7.10E+00	
TM	23	L7936-04	8/18/2004	Zn-65	-3.20E+00	4.30E+00	1.70E+01	
TM	23	L7936-04	8/18/2004	Zr-95	2.50E+00	3.40E+00	1.20E+01	
TM	23	L8008-04	9/1/2004	AcTh-228	-2.70E+00	6.50E+00	2.50E+01	
TM	23	L8008-04	9/1/2004	Ag-108m	-7.00E-01	1.50E+00	5.60E+00	
TM	23	L8008-04	9/1/2004	Ag-110m	-1.50E+00	2.50E+00	9.80E+00	
TM	23	L8008-04	9/1/2004	Ba-140	0.00E+00	2.10E+00	9.10E+00	
TM	23	L8008-04	9/1/2004	Be-7	1.40E+01	1.50E+01	5.10E+01	
TM	23	L8008-04	9/1/2004	Ce-141	-3.40E+00	2.80E+00	1.00E+01	
TM	23	L8008-04	9/1/2004	Ce-144	-9.00E+00	9.40E+00	3.40E+01	
TM	23	L8008-04	9/1/2004	Co-57	2.00E-01	1.30E+00	4.40E+00	
TM	23	L8008-04	9/1/2004	Co-58	-2.90E+00	2.00E+00	8.00E+00	
TM	23	L8008-04	9/1/2004	Co-60	4.80E+00	2.80E+00	8.90E+00	

*** Radioactivity detected in sample (i.e., concentration > 3 X standard deviation)**
+ Minimum Detectable Concentration > Lower Limit of Detection Requirement

Seabrook Station Radiological Environmental Monitoring Program Data - 2004

Sample Type	Station	LSN	End Date	Nuclide	Conc (pCi/kg)	Std.Dev. (pCi/kg)	MDC (pCi/kg)	
TM	23	L8008-04	9/1/2004	Cr-51	-1.40E+01	1.50E+01	5.60E+01	
TM	23	L8008-04	9/1/2004	Cs-134	2.10E+00	1.70E+00	5.80E+00	
TM	23	L8008-04	9/1/2004	Cs-137	1.10E+00	1.70E+00	6.00E+00	
TM	23	L8008-04	9/1/2004	Fe-59	2.20E+00	6.30E+00	2.30E+01	
TM	23	L8008-04	9/1/2004	I-131	3.00E+00	3.50E+00	1.20E+01	
TM	23	L8008-04	9/1/2004	I-131	2.00E-02	1.90E-01	8.70E-01	
TM	23	L8008-04	9/1/2004	K-40	1.35E+03	7.90E+01	9.80E+01	*
TM	23	L8008-04	9/1/2004	La-140	0.00E+00	2.40E+00	1.00E+01	
TM	23	L8008-04	9/1/2004	Mn-54	3.90E+00	2.00E+00	6.30E+00	
TM	23	L8008-04	9/1/2004	Nb-95	-4.30E+00	2.30E+00	9.50E+00	
TM	23	L8008-04	9/1/2004	Ru-103	-2.50E+00	2.10E+00	8.00E+00	
TM	23	L8008-04	9/1/2004	Ru-106	-5.00E+00	1.40E+01	5.40E+01	
TM	23	L8008-04	9/1/2004	Sb-124	-9.50E+00	3.70E+00	2.00E+01	
TM	23	L8008-04	9/1/2004	Sb-125	0.00E+00	4.30E+00	1.60E+01	
TM	23	L8008-04	9/1/2004	Se-75	-2.50E+00	1.90E+00	7.10E+00	
TM	23	L8008-04	9/1/2004	Zn-65	-5.10E+00	4.60E+00	1.80E+01	
TM	23	L8008-04	9/1/2004	Zr-95	2.40E+00	3.40E+00	1.20E+01	
TM	23	L8135-04	9/22/2004	AcTh-228	2.70E+00	7.40E+00	2.70E+01	
TM	23	L8135-04	9/22/2004	Ag-108m	2.00E-01	1.30E+00	4.90E+00	
TM	23	L8135-04	9/22/2004	Ag-110m	-2.50E+00	2.60E+00	1.00E+01	
TM	23	L8135-04	9/22/2004	Ba-140	-3.10E+00	2.80E+00	1.30E+01	
TM	23	L8135-04	9/22/2004	Be-7	2.80E+01	1.30E+01	4.10E+01	
TM	23	L8135-04	9/22/2004	Ce-141	0.00E+00	3.10E+00	1.10E+01	
TM	23	L8135-04	9/22/2004	Ce-144	2.00E+00	1.00E+01	3.60E+01	
TM	23	L8135-04	9/22/2004	Co-57	4.00E-01	1.30E+00	4.60E+00	
TM	23	L8135-04	9/22/2004	Co-58	8.00E-01	2.30E+00	8.10E+00	
TM	23	L8135-04	9/22/2004	Co-60	3.30E+00	2.40E+00	8.10E+00	
TM	23	L8135-04	9/22/2004	Cr-51	9.00E+00	1.70E+01	5.80E+01	
TM	23	L8135-04	9/22/2004	Cs-134	-1.10E+00	2.30E+00	8.80E+00	
TM	23	L8135-04	9/22/2004	Cs-137	9.00E-01	1.90E+00	6.70E+00	
TM	23	L8135-04	9/22/2004	Fe-59	3.80E+00	6.60E+00	2.40E+01	
TM	23	L8135-04	9/22/2004	I-131	4.40E+00	3.70E+00	1.20E+01	
TM	23	L8135-04	9/22/2004	I-131	3.10E-01	2.30E-01	7.20E-01	
TM	23	L8135-04	9/22/2004	K-40	1.42E+03	8.60E+01	1.10E+02	*
TM	23	L8135-04	9/22/2004	La-140	-3.60E+00	3.20E+00	1.50E+01	
TM	23	L8135-04	9/22/2004	Mn-54	3.00E-01	2.20E+00	8.20E+00	
TM	23	L8135-04	9/22/2004	Nb-95	2.20E+00	2.20E+00	7.70E+00	
TM	23	L8135-04	9/22/2004	Ru-103	-2.50E+00	2.20E+00	8.50E+00	
TM	23	L8135-04	9/22/2004	Ru-106	3.00E+00	1.30E+01	4.80E+01	
TM	23	L8135-04	9/22/2004	Sb-124	1.30E+00	4.80E+00	1.90E+01	
TM	23	L8135-04	9/22/2004	Sb-125	-1.80E+00	4.40E+00	1.60E+01	
TM	23	L8135-04	9/22/2004	Se-75	-1.20E+00	2.00E+00	7.50E+00	
TM	23	L8135-04	9/22/2004	Zn-65	-4.10E+00	4.80E+00	1.90E+01	
TM	23	L8135-04	9/22/2004	Zr-95	1.80E+00	3.40E+00	1.20E+01	
TM	23	L8249-04	10/13/2004	AcTh-228	9.20E+00	9.20E+00	3.20E+01	
TM	23	L8249-04	10/13/2004	Ag-108m	-5.00E-01	1.50E+00	5.80E+00	
TM	23	L8249-04	10/13/2004	Ag-110m	-1.00E+00	2.80E+00	1.10E+01	
TM	23	L8249-04	10/13/2004	Ba-140	3.90E+00	2.30E+00	6.70E+00	
TM	23	L8249-04	10/13/2004	Be-7	-1.80E+01	1.70E+01	6.80E+01	
TM	23	L8249-04	10/13/2004	Ce-141	8.90E+00	3.20E+00	9.80E+00	
TM	23	L8249-04	10/13/2004	Ce-144	-1.60E+01	1.10E+01	4.20E+01	

*** Radioactivity detected in sample (i.e., concentration > 3 X standard deviation)**
+ Minimum Detectable Concentration > Lower Limit of Detection Requirement

Seabrook Station Radiological Environmental Monitoring Program Data - 2004

Sample Type	Station	LSN	End Date	Nuclide	Conc (pCi/kg)	Std.Dev. (pCi/kg)	MDC (pCi/kg)	
TM	23	L8249-04	10/13/2004	Co-57	6.00E-01	1.60E+00	5.50E+00	
TM	23	L8249-04	10/13/2004	Co-58	1.30E+00	1.70E+00	6.00E+00	
TM	23	L8249-04	10/13/2004	Co-60	-7.00E-01	2.60E+00	1.10E+01	
TM	23	L8249-04	10/13/2004	Cr-51	-2.60E+01	1.50E+01	6.10E+01	
TM	23	L8249-04	10/13/2004	Cs-134	-3.60E+00	2.20E+00	9.60E+00	
TM	23	L8249-04	10/13/2004	Cs-137	-4.00E-01	1.70E+00	6.90E+00	
TM	23	L8249-04	10/13/2004	Fe-59	6.00E+00	5.60E+00	2.00E+01	
TM	23	L8249-04	10/13/2004	I-131	-5.90E+00	3.10E+00	1.30E+01	
TM	23	L8249-04	10/13/2004	I-131	-1.00E-02	1.10E-01	6.80E-01	
TM	23	L8249-04	10/13/2004	K-40	1.52E+03	9.80E+01	1.10E+02	*
TM	23	L8249-04	10/13/2004	La-140	4.50E+00	2.70E+00	7.70E+00	
TM	23	L8249-04	10/13/2004	Mn-54	9.00E-01	2.20E+00	8.00E+00	
TM	23	L8249-04	10/13/2004	Nb-95	-1.00E-01	2.50E+00	9.60E+00	
TM	23	L8249-04	10/13/2004	Ru-103	-5.90E+00	2.10E+00	9.30E+00	
TM	23	L8249-04	10/13/2004	Ru-106	-1.00E+01	1.50E+01	6.20E+01	
TM	23	L8249-04	10/13/2004	Sb-124	6.40E+00	5.00E+00	1.70E+01	
TM	23	L8249-04	10/13/2004	Sb-125	4.60E+00	5.10E+00	1.80E+01	
TM	23	L8249-04	10/13/2004	Se-75	-3.40E+00	2.10E+00	8.30E+00	
TM	23	L8249-04	10/13/2004	Zn-65	5.10E+00	5.40E+00	1.90E+01	
TM	23	L8249-04	10/13/2004	Zr-95	-5.50E+00	4.10E+00	1.70E+01	
TM	23	L8465-04	11/17/2004	AcTh-228	-3.50E+00	6.00E+00	2.30E+01	
TM	23	L8465-04	11/17/2004	Ag-108m	-9.00E-01	1.30E+00	5.00E+00	
TM	23	L8465-04	11/17/2004	Ag-110m	-1.50E+00	2.40E+00	9.10E+00	
TM	23	L8465-04	11/17/2004	Ba-140	8.00E-01	3.40E+00	1.30E+01	
TM	23	L8465-04	11/17/2004	Be-7	-1.60E+01	1.50E+01	5.80E+01	
TM	23	L8465-04	11/17/2004	Ce-141	-1.60E+00	2.90E+00	1.00E+01	
TM	23	L8465-04	11/17/2004	Ce-144	-1.10E+01	1.00E+01	3.70E+01	
TM	23	L8465-04	11/17/2004	Co-57	1.80E+00	1.30E+00	4.30E+00	
TM	23	L8465-04	11/17/2004	Co-58	2.00E-01	1.90E+00	7.10E+00	
TM	23	L8465-04	11/17/2004	Co-60	8.00E-01	1.60E+00	5.90E+00	
TM	23	L8465-04	11/17/2004	Cr-51	1.80E+01	1.50E+01	4.90E+01	
TM	23	L8465-04	11/17/2004	Cs-134	-3.00E-01	1.90E+00	7.10E+00	
TM	23	L8465-04	11/17/2004	Cs-137	7.00E-01	1.60E+00	5.90E+00	
TM	23	L8465-04	11/17/2004	Fe-59	5.00E+00	6.10E+00	2.10E+01	
TM	23	L8465-04	11/17/2004	I-131	6.00E-02	1.80E-01	8.40E-01	
TM	23	L8465-04	11/17/2004	I-131	-1.05E+01	4.00E+00	1.60E+01	
TM	23	L8465-04	11/17/2004	K-40	1.44E+03	7.70E+01	9.70E+01	*
TM	23	L8465-04	11/17/2004	La-140	9.00E-01	3.90E+00	1.50E+01	
TM	23	L8465-04	11/17/2004	Mn-54	-9.00E-01	1.80E+00	6.70E+00	
TM	23	L8465-04	11/17/2004	Nb-95	-2.30E+00	2.00E+00	8.00E+00	
TM	23	L8465-04	11/17/2004	Ru-103	7.00E-01	1.80E+00	6.50E+00	
TM	23	L8465-04	11/17/2004	Ru-106	-4.00E+00	1.40E+01	5.20E+01	
TM	23	L8465-04	11/17/2004	Sb-124	7.40E+00	3.50E+00	9.80E+00	
TM	23	L8465-04	11/17/2004	Sb-125	1.00E+00	4.30E+00	1.50E+01	
TM	23	L8465-04	11/17/2004	Se-75	-1.00E+00	1.80E+00	6.60E+00	
TM	23	L8465-04	11/17/2004	Zn-65	-1.30E+00	4.40E+00	1.70E+01	
TM	23	L8465-04	11/17/2004	Zr-95	-5.50E+00	3.60E+00	1.40E+01	
TM	23	L8587-04	12/15/2004	AcTh-228	3.20E+00	4.40E+00	1.50E+01	
TM	23	L8587-04	12/15/2004	Ag-108m	-5.20E-01	9.10E-01	3.40E+00	
TM	23	L8587-04	12/15/2004	Ag-110m	-2.10E+00	1.80E+00	6.90E+00	
TM	23	L8587-04	12/15/2004	Ba-140	-3.20E+00	1.20E+00	6.10E+00	

*** Radioactivity detected in sample (i.e., concentration > 3 X standard deviation)**
+ Minimum Detectable Concentration > Lower Limit of Detection Requirement

Seabrook Station Radiological Environmental Monitoring Program Data - 2004

Sample Type	Station	LSN	End Date	Nuclide	Conc (pCi/kg)	Std.Dev. (pCi/kg)	MDC (pCi/kg)	
TM	23	L8587-04	12/15/2004	Be-7	-1.00E+00	1.10E+01	4.00E+01	
TM	23	L8587-04	12/15/2004	Ce-141	-1.10E+00	2.10E+00	7.50E+00	
TM	23	L8587-04	12/15/2004	Ce-144	8.00E-01	7.70E+00	2.70E+01	
TM	23	L8587-04	12/15/2004	Co-57	1.50E+00	1.00E+00	3.30E+00	
TM	23	L8587-04	12/15/2004	Co-58	-1.20E+00	1.40E+00	5.20E+00	
TM	23	L8587-04	12/15/2004	Co-60	1.10E+00	1.30E+00	4.50E+00	
TM	23	L8587-04	12/15/2004	Cr-51	-9.00E+00	1.10E+01	4.10E+01	
TM	23	L8587-04	12/15/2004	Cs-134	2.50E+00	1.40E+00	4.40E+00	
TM	23	L8587-04	12/15/2004	Cs-137	6.00E-01	1.10E+00	3.90E+00	
TM	23	L8587-04	12/15/2004	Fe-59	-4.70E+00	3.70E+00	1.50E+01	
TM	23	L8587-04	12/15/2004	I-131	-7.90E-02	1.30E-02	7.10E-01	
TM	23	L8587-04	12/15/2004	I-131	2.50E+00	2.10E+00	7.10E+00	
TM	23	L8587-04	12/15/2004	K-40	1.56E+03	5.70E+01	5.10E+01	*
TM	23	L8587-04	12/15/2004	La-140	-3.70E+00	1.40E+00	7.00E+00	
TM	23	L8587-04	12/15/2004	Mn-54	-4.00E-01	1.20E+00	4.40E+00	
TM	23	L8587-04	12/15/2004	Nb-95	1.80E+00	1.40E+00	4.60E+00	
TM	23	L8587-04	12/15/2004	Ru-103	-5.00E-01	1.40E+00	5.00E+00	
TM	23	L8587-04	12/15/2004	Ru-106	9.20E+00	9.60E+00	3.30E+01	
TM	23	L8587-04	12/15/2004	Sb-124	2.60E+00	1.90E+00	6.40E+00	
TM	23	L8587-04	12/15/2004	Sb-125	1.30E+00	3.10E+00	1.10E+01	
TM	23	L8587-04	12/15/2004	Se-75	1.40E+00	1.50E+00	5.20E+00	
TM	23	L8587-04	12/15/2004	Zn-65	-1.00E-01	2.80E+00	1.00E+01	
TM	23	L8587-04	12/15/2004	Zr-95	3.00E+00	2.10E+00	7.00E+00	
TG	8	L7475-01	5/25/2004	AcTh-228	-1.21E+02	3.90E+01	2.10E+02	
TG	8	L7475-01	5/25/2004	Ag-108m	1.24E+01	7.30E+00	2.30E+01	
TG	8	L7475-01	5/25/2004	Ag-110m	-6.00E+00	1.30E+01	5.90E+01	
TG	8	L7475-01	5/25/2004	Ba-140	-2.20E+01	2.20E+01	1.20E+02	
TG	8	L7475-01	5/25/2004	Be-7	7.30E+02	1.70E+02	4.40E+02	*
TG	8	L7475-01	5/25/2004	Ce-141	3.00E+00	1.40E+01	5.00E+01	
TG	8	L7475-01	5/25/2004	Ce-144	-4.00E+01	3.50E+01	1.40E+02	
TG	8	L7475-01	5/25/2004	Co-57	-2.70E+00	4.60E+00	1.80E+01	
TG	8	L7475-01	5/25/2004	Co-58	-2.10E+01	1.20E+01	5.90E+01	
TG	8	L7475-01	5/25/2004	Co-60	7.00E+00	1.60E+01	6.10E+01	
TG	8	L7475-01	5/25/2004	Cr-51	-2.80E+01	9.20E+01	3.60E+02	
TG	8	L7475-01	5/25/2004	Cs-134	-1.10E+01	1.30E+01	5.60E+01	
TG	8	L7475-01	5/25/2004	Cs-137	1.40E+01	1.30E+01	4.40E+01	
TG	8	L7475-01	5/25/2004	Fe-59	5.00E+00	4.60E+01	1.80E+02	
TG	8	L7475-01	5/25/2004	I-131	-9.00E+00	2.50E+01	1.00E+02	
TG	8	L7475-01	5/25/2004	I-131	3.50E+01	1.70E+01	3.90E+01	
TG	8	L7475-01	5/25/2004	K-40	2.40E+03	3.90E+02	7.60E+02	*
TG	8	L7475-01	5/25/2004	La-140	-2.50E+01	2.50E+01	1.40E+02	
TG	8	L7475-01	5/25/2004	Mn-54	3.00E+00	1.30E+01	5.10E+01	
TG	8	L7475-01	5/25/2004	Nb-95	-4.00E+00	1.50E+01	6.00E+01	
TG	8	L7475-01	5/25/2004	Ru-103	-1.70E+01	1.20E+01	5.10E+01	
TG	8	L7475-01	5/25/2004	Ru-106	2.40E+01	9.10E+01	3.50E+02	
TG	8	L7475-01	5/25/2004	Sb-124	-1.40E+01	3.20E+01	1.50E+02	
TG	8	L7475-01	5/25/2004	Sb-125	-1.60E+01	2.80E+01	1.10E+02	
TG	8	L7475-01	5/25/2004	Se-75	7.00E+00	1.00E+01	3.70E+01	
TG	8	L7475-01	5/25/2004	Zn-65	-2.40E+01	2.40E+01	1.10E+02	
TG	8	L7475-01	5/25/2004	Zr-95	1.00E+00	2.00E+01	8.20E+01	

*** Radioactivity detected in sample (i.e., concentration > 3 X standard deviation)**
+ Minimum Detectable Concentration > Lower Limit of Detection Requirement

Sample Type	Station	LSN	End Date	Nuclide	Conc (pCi/kg)	Std.Dev. (pCi/kg)	MDC (pCi/kg)	
TG	8	L7621-01	6/23/2004	AcTh-228	4.60E+01	5.20E+01	1.80E+02	
TG	8	L7621-01	6/23/2004	Ag-108m	-9.30E+00	9.60E+00	3.90E+01	
TG	8	L7621-01	6/23/2004	Ag-110m	2.60E+01	1.90E+01	6.20E+01	
TG	8	L7621-01	6/23/2004	Ba-140	-1.60E+01	2.50E+01	1.10E+02	
TG	8	L7621-01	6/23/2004	Be-7	5.60E+02	1.80E+02	5.20E+02	*
TG	8	L7621-01	6/23/2004	Ce-141	-4.00E+01	1.90E+01	7.40E+01	
TG	8	L7621-01	6/23/2004	Ce-144	6.00E+01	6.10E+01	2.10E+02	
TG	8	L7621-01	6/23/2004	Co-57	3.00E-01	7.00E+00	2.50E+01	
TG	8	L7621-01	6/23/2004	Co-58	-6.00E+00	1.40E+01	5.70E+01	
TG	8	L7621-01	6/23/2004	Co-60	2.00E+00	1.70E+01	6.40E+01	
TG	8	L7621-01	6/23/2004	Cr-51	2.00E+01	1.30E+02	4.80E+02	
TG	8	L7621-01	6/23/2004	Cs-134	-6.00E+00	1.50E+01	5.70E+01	
TG	8	L7621-01	6/23/2004	Cs-137	-2.30E+01	1.20E+01	5.30E+01	
TG	8	L7621-01	6/23/2004	Fe-59	1.80E+01	4.00E+01	1.50E+02	
TG	8	L7621-01	6/23/2004	I-131	2.10E+01	4.00E+01	1.40E+02	
TG	8	L7621-01	6/23/2004	I-131	3.00E+00	1.20E+01	5.40E+01	
TG	8	L7621-01	6/23/2004	K-40	3.74E+03	4.30E+02	8.10E+02	*
TG	8	L7621-01	6/23/2004	La-140	-1.90E+01	2.90E+01	1.30E+02	
TG	8	L7621-01	6/23/2004	Mn-54	2.30E+01	1.20E+01	3.60E+01	
TG	8	L7621-01	6/23/2004	Nb-95	2.10E+01	1.70E+01	5.70E+01	
TG	8	L7621-01	6/23/2004	Ru-103	1.00E+01	1.60E+01	5.80E+01	
TG	8	L7621-01	6/23/2004	Ru-106	-1.90E+02	1.50E+02	5.90E+02	
TG	8	L7621-01	6/23/2004	Sb-124	0.00E+00	2.10E+01	9.70E+01	
TG	8	L7621-01	6/23/2004	Sb-125	-3.60E+01	2.90E+01	1.20E+02	
TG	8	L7621-01	6/23/2004	Se-75	4.00E+00	1.60E+01	5.50E+01	
TG	8	L7621-01	6/23/2004	Zn-65	1.10E+01	3.30E+01	1.20E+02	
TG	8	L7621-01	6/23/2004	Zr-95	1.90E+01	2.50E+01	8.80E+01	
TG	8	L7809-01	7/20/2004	AcTh-228	1.60E+01	4.90E+01	1.80E+02	
TG	8	L7809-01	7/20/2004	Ag-108m	7.00E-01	9.50E+00	3.50E+01	
TG	8	L7809-01	7/20/2004	Ag-110m	4.00E+00	1.80E+01	6.60E+01	
TG	8	L7809-01	7/20/2004	Ba-140	-8.00E+00	1.40E+01	7.70E+01	
TG	8	L7809-01	7/20/2004	Be-7	1.61E+03	2.40E+02	6.20E+02	*
TG	8	L7809-01	7/20/2004	Ce-141	-1.70E+01	1.90E+01	7.00E+01	
TG	8	L7809-01	7/20/2004	Ce-144	-4.80E+01	5.30E+01	2.00E+02	
TG	8	L7809-01	7/20/2004	Co-57	-4.80E+00	7.40E+00	2.70E+01	
TG	8	L7809-01	7/20/2004	Co-58	-5.00E+00	1.40E+01	5.40E+01	
TG	8	L7809-01	7/20/2004	Co-60	8.00E+00	1.10E+01	3.90E+01	
TG	8	L7809-01	7/20/2004	Cr-51	5.00E+01	1.20E+02	4.30E+02	
TG	8	L7809-01	7/20/2004	Cs-134	-1.30E+01	1.40E+01	5.70E+01	
TG	8	L7809-01	7/20/2004	Cs-137	1.10E+01	1.20E+01	4.10E+01	
TG	8	L7809-01	7/20/2004	Fe-59	7.90E+01	5.00E+01	1.60E+02	
TG	8	L7809-01	7/20/2004	I-131	1.20E+01	4.70E+01	1.70E+02	
TG	8	L7809-01	7/20/2004	I-131	1.00E+01	1.40E+01	5.30E+01	
TG	8	L7809-01	7/20/2004	K-40	3.56E+03	4.00E+02	7.30E+02	*
TG	8	L7809-01	7/20/2004	La-140	-1.00E+01	1.70E+01	8.90E+01	
TG	8	L7809-01	7/20/2004	Mn-54	0.00E+00	1.20E+01	4.50E+01	
TG	8	L7809-01	7/20/2004	Nb-95	-3.00E+00	1.60E+01	6.10E+01	
TG	8	L7809-01	7/20/2004	Ru-103	2.10E+01	1.40E+01	4.40E+01	
TG	8	L7809-01	7/20/2004	Ru-106	7.00E+01	1.20E+02	4.20E+02	
TG	8	L7809-01	7/20/2004	Sb-124	2.00E+01	2.40E+01	9.20E+01	
TG	8	L7809-01	7/20/2004	Sb-125	0.00E+00	2.90E+01	1.10E+02	

*** Radioactivity detected in sample (i.e., concentration > 3 X standard deviation)**
+ Minimum Detectable Concentration > Lower Limit of Detection Requirement

Seabrook Station Radiological Environmental Monitoring Program Data - 2004

Sample Type	Station	LSN	End Date	Nuclide	Conc (pCi/kg)	Std.Dev. (pCi/kg)	MDC (pCi/kg)	
TG	8	L7809-01	7/20/2004	Se-75	-1.50E+01	1.50E+01	5.50E+01	
TG	8	L7809-01	7/20/2004	Zn-65	-1.90E+01	3.70E+01	1.40E+02	
TG	8	L7809-01	7/20/2004	Zr-95	9.00E+00	2.40E+01	8.70E+01	
TG	8	L7959-01	8/24/2004	AcTh-228	4.20E+01	4.70E+01	1.60E+02	
TG	8	L7959-01	8/24/2004	Ag-108m	-1.00E+01	1.00E+01	3.80E+01	
TG	8	L7959-01	8/24/2004	Ag-110m	0.00E+00	1.70E+01	6.30E+01	
TG	8	L7959-01	8/24/2004	Ba-140	-3.10E+01	2.70E+01	1.10E+02	
TG	8	L7959-01	8/24/2004	Be-7	1.41E+03	2.00E+02	5.30E+02	*
TG	8	L7959-01	8/24/2004	Ce-141	4.90E+01	2.00E+01	6.50E+01	
TG	8	L7959-01	8/24/2004	Ce-144	-6.00E+00	6.20E+01	2.20E+02	
TG	8	L7959-01	8/24/2004	Co-57	-4.10E+00	8.30E+00	2.90E+01	
TG	8	L7959-01	8/24/2004	Co-58	-3.00E+01	1.50E+01	6.00E+01	
TG	8	L7959-01	8/24/2004	Co-60	2.50E+01	1.50E+01	5.00E+01	
TG	8	L7959-01	8/24/2004	Cr-51	-6.00E+01	1.40E+02	5.10E+02	
TG	8	L7959-01	8/24/2004	Cs-134	-1.60E+01	1.40E+01	5.30E+01	
TG	8	L7959-01	8/24/2004	Cs-137	-1.40E+01	1.30E+01	4.90E+01	
TG	8	L7959-01	8/24/2004	Fe-59	-2.00E+01	4.20E+01	1.60E+02	
TG	8	L7959-01	8/24/2004	I-131	9.00E-01	9.00E+00	5.20E+01	
TG	8	L7959-01	8/24/2004	I-131	1.80E+01	4.20E+01	1.50E+02	
TG	8	L7959-01	8/24/2004	K-40	3.21E+03	3.10E+02	5.80E+02	*
TG	8	L7959-01	8/24/2004	La-140	-3.60E+01	3.10E+01	1.30E+02	
TG	8	L7959-01	8/24/2004	Mn-54	-6.00E+00	1.30E+01	5.00E+01	
TG	8	L7959-01	8/24/2004	Nb-95	1.90E+01	2.80E+01	9.60E+01	
TG	8	L7959-01	8/24/2004	Ru-103	1.00E+01	1.50E+01	5.20E+01	
TG	8	L7959-01	8/24/2004	Ru-106	1.60E+02	1.20E+02	4.10E+02	
TG	8	L7959-01	8/24/2004	Sb-124	-6.00E+00	2.80E+01	1.10E+02	
TG	8	L7959-01	8/24/2004	Sb-125	-6.00E+00	3.20E+01	1.20E+02	
TG	8	L7959-01	8/24/2004	Se-75	2.90E+01	1.60E+01	5.30E+01	
TG	8	L7959-01	8/24/2004	Zn-65	5.00E+01	6.90E+01	2.30E+02	
TG	8	L7959-01	8/24/2004	Zr-95	-2.40E+01	2.30E+01	9.00E+01	
TG	8	L8136-01	9/22/2004	AcTh-228	-5.00E+01	5.40E+01	2.30E+02	
TG	8	L8136-01	9/22/2004	Ag-108m	7.00E+00	1.10E+01	4.00E+01	
TG	8	L8136-01	9/22/2004	Ag-110m	1.60E+01	2.20E+01	7.90E+01	
TG	8	L8136-01	9/22/2004	Ba-140	0.00E+00	6.20E+01	2.60E+02	
TG	8	L8136-01	9/22/2004	Be-7	2.32E+03	2.80E+02	5.30E+02	*
TG	8	L8136-01	9/22/2004	Ce-141	2.20E+01	1.90E+01	6.40E+01	
TG	8	L8136-01	9/22/2004	Ce-144	-2.40E+01	4.50E+01	1.70E+02	
TG	8	L8136-01	9/22/2004	Co-57	3.80E+00	5.30E+00	1.90E+01	
TG	8	L8136-01	9/22/2004	Co-58	1.70E+01	1.50E+01	5.20E+01	
TG	8	L8136-01	9/22/2004	Co-60	-8.00E+00	1.60E+01	7.00E+01	
TG	8	L8136-01	9/22/2004	Cr-51	2.00E+01	1.20E+02	4.70E+02	
TG	8	L8136-01	9/22/2004	Cs-134	1.90E+01	1.40E+01	4.70E+01	
TG	8	L8136-01	9/22/2004	Cs-137	-3.00E+00	1.10E+01	4.70E+01	
TG	8	L8136-01	9/22/2004	Fe-59	-6.00E+01	4.80E+01	2.30E+02	
TG	8	L8136-01	9/22/2004	I-131	5.50E+01	6.50E+01	2.30E+02	
TG	8	L8136-01	9/22/2004	I-131	-1.55E+01	5.80E+00	4.70E+01	
TG	8	L8136-01	9/22/2004	K-40	3.79E+03	4.50E+02	5.20E+02	*
TG	8	L8136-01	9/22/2004	La-140	0.00E+00	7.10E+01	3.00E+02	
TG	8	L8136-01	9/22/2004	Mn-54	1.10E+01	1.30E+01	4.80E+01	
TG	8	L8136-01	9/22/2004	Nb-95	-3.00E+00	1.50E+01	6.40E+01	
TG	8	L8136-01	9/22/2004	Ru-103	-1.00E+01	1.60E+01	6.40E+01	

*** Radioactivity detected in sample (i.e., concentration > 3 X standard deviation)**
+ Minimum Detectable Concentration > Lower Limit of Detection Requirement

Seabrook Station Radiological Environmental Monitoring Program Data - 2004

Sample Type	Station	LSN	End Date	Nuclide	Conc (pCi/kg)	Std.Dev. (pCi/kg)	MDC (pCi/kg)	
TG	8	L8136-01	9/22/2004	Ru-106	2.50E+01	9.10E+01	3.60E+02	
TG	8	L8136-01	9/22/2004	Sb-124	-5.10E+01	3.80E+01	2.10E+02	
TG	8	L8136-01	9/22/2004	Sb-125	-4.60E+01	3.20E+01	1.30E+02	
TG	8	L8136-01	9/22/2004	Se-75	-2.50E+01	1.20E+01	5.20E+01	
TG	8	L8136-01	9/22/2004	Zn-65	-9.00E+00	3.40E+01	1.40E+02	
TG	8	L8136-01	9/22/2004	Zr-95	-2.00E+00	3.10E+01	1.20E+02	
TG	8	L8370-01	10/27/2004	AcTh-228	-1.12E+02	5.30E+01	2.20E+02	
TG	8	L8370-01	10/27/2004	Ag-108m	-1.70E+01	1.20E+01	4.50E+01	
TG	8	L8370-01	10/27/2004	Ag-110m	-1.60E+01	1.90E+01	7.50E+01	
TG	8	L8370-01	10/27/2004	Ba-140	-6.00E+00	2.40E+01	9.70E+01	
TG	8	L8370-01	10/27/2004	Be-7	1.43E+03	2.00E+02	5.00E+02	*
TG	8	L8370-01	10/27/2004	Ce-141	-5.00E+01	1.80E+01	7.10E+01	
TG	8	L8370-01	10/27/2004	Ce-144	-1.00E+02	6.50E+01	2.40E+02	
TG	8	L8370-01	10/27/2004	Co-57	-5.90E+00	7.10E+00	2.60E+01	
TG	8	L8370-01	10/27/2004	Co-58	7.00E+00	1.40E+01	5.10E+01	
TG	8	L8370-01	10/27/2004	Co-60	-6.00E+00	1.50E+01	5.90E+01	
TG	8	L8370-01	10/27/2004	Cr-51	-3.00E+01	1.40E+02	5.20E+02	
TG	8	L8370-01	10/27/2004	Cs-134	2.60E+01	1.80E+01	5.90E+01	
TG	8	L8370-01	10/27/2004	Cs-137	-2.00E+00	1.50E+01	5.40E+01	
TG	8	L8370-01	10/27/2004	Fe-59	-6.00E+01	3.80E+01	1.70E+02	
TG	8	L8370-01	10/27/2004	I-131	-8.00E+00	1.60E+01	5.90E+01	
TG	8	L8370-01	10/27/2004	I-131	-4.00E+00	3.50E+01	1.30E+02	
TG	8	L8370-01	10/27/2004	K-40	2.09E+03	3.50E+02	8.60E+02	*
TG	8	L8370-01	10/27/2004	La-140	-7.00E+00	2.70E+01	1.10E+02	
TG	8	L8370-01	10/27/2004	Mn-54	6.00E+00	1.50E+01	5.30E+01	
TG	8	L8370-01	10/27/2004	Nb-95	8.00E+00	1.80E+01	6.40E+01	
TG	8	L8370-01	10/27/2004	Ru-103	-2.80E+01	1.80E+01	6.90E+01	
TG	8	L8370-01	10/27/2004	Ru-106	-1.30E+02	1.40E+02	5.20E+02	
TG	8	L8370-01	10/27/2004	Sb-124	4.30E+01	2.30E+01	6.30E+01	
TG	8	L8370-01	10/27/2004	Sb-125	-5.50E+01	3.20E+01	1.30E+02	
TG	8	L8370-01	10/27/2004	Se-75	-2.60E+01	1.70E+01	6.30E+01	
TG	8	L8370-01	10/27/2004	Zn-65	-2.90E+01	4.10E+01	1.60E+02	
TG	8	L8370-01	10/27/2004	Zr-95	1.20E+01	2.90E+01	1.00E+02	
TG	9	L7475-02	5/25/2004	AcTh-228	2.90E+01	3.80E+01	1.40E+02	
TG	9	L7475-02	5/25/2004	Ag-108m	0.00E+00	9.30E+00	3.50E+01	
TG	9	L7475-02	5/25/2004	Ag-110m	2.00E+00	1.70E+01	6.60E+01	
TG	9	L7475-02	5/25/2004	Ba-140	1.90E+01	2.70E+01	1.00E+02	
TG	9	L7475-02	5/25/2004	Be-7	6.40E+02	1.40E+02	3.50E+02	*
TG	9	L7475-02	5/25/2004	Ce-141	1.70E+01	1.40E+01	4.80E+01	
TG	9	L7475-02	5/25/2004	Ce-144	-5.00E+00	3.80E+01	1.40E+02	
TG	9	L7475-02	5/25/2004	Co-57	5.50E+00	5.20E+00	1.80E+01	
TG	9	L7475-02	5/25/2004	Co-58	1.40E+01	1.40E+01	4.70E+01	
TG	9	L7475-02	5/25/2004	Co-60	1.00E+00	1.40E+01	5.60E+01	
TG	9	L7475-02	5/25/2004	Cr-51	-1.74E+02	9.10E+01	3.90E+02	
TG	9	L7475-02	5/25/2004	Cs-134	-1.30E+01	1.20E+01	5.30E+01	
TG	9	L7475-02	5/25/2004	Cs-137	2.90E+01	1.00E+01	2.60E+01	
TG	9	L7475-02	5/25/2004	Fe-59	-2.80E+01	3.00E+01	1.50E+02	
TG	9	L7475-02	5/25/2004	I-131	9.00E+00	2.70E+01	1.00E+02	
TG	9	L7475-02	5/25/2004	I-131	1.50E+01	1.50E+01	5.30E+01	
TG	9	L7475-02	5/25/2004	K-40	2.25E+03	3.30E+02	5.70E+02	*
TG	9	L7475-02	5/25/2004	La-140	2.20E+01	3.20E+01	1.20E+02	

*** Radioactivity detected in sample (i.e., concentration > 3 X standard deviation)**
+ Minimum Detectable Concentration > Lower Limit of Detection Requirement

Seabrook Station Radiological Environmental Monitoring Program Data - 2004

Sample Type	Station	LSN	End Date	Nuclide	Conc (pCi/kg)	Std.Dev. (pCi/kg)	MDC (pCi/kg)	
TG	9	L7475-02	5/25/2004	Mn-54	9.00E-01	8.50E+00	3.40E+01	
TG	9	L7475-02	5/25/2004	Nb-95	2.80E+01	1.50E+01	4.90E+01	
TG	9	L7475-02	5/25/2004	Ru-103	3.00E+00	1.20E+01	4.30E+01	
TG	9	L7475-02	5/25/2004	Ru-106	-2.00E+02	9.80E+01	4.40E+02	
TG	9	L7475-02	5/25/2004	Sb-124	-1.20E+01	3.20E+01	1.50E+02	
TG	9	L7475-02	5/25/2004	Sb-125	-2.80E+01	2.80E+01	1.10E+02	
TG	9	L7475-02	5/25/2004	Se-75	1.00E+01	1.10E+01	3.70E+01	
TG	9	L7475-02	5/25/2004	Zn-65	-5.50E+01	2.90E+01	1.30E+02	
TG	9	L7475-02	5/25/2004	Zr-95	1.10E+01	1.70E+01	6.40E+01	
TG	9	L7621-02	6/23/2004	AcTh-228	-4.00E+00	6.00E+01	2.40E+02	
TG	9	L7621-02	6/23/2004	Ag-108m	1.50E+01	1.30E+01	4.50E+01	
TG	9	L7621-02	6/23/2004	Ag-110m	-1.60E+01	2.00E+01	8.60E+01	
TG	9	L7621-02	6/23/2004	Ba-140	0.00E+00	2.20E+01	1.00E+02	
TG	9	L7621-02	6/23/2004	Be-7	4.70E+02	1.80E+02	5.40E+02	
TG	9	L7621-02	6/23/2004	Ce-141	2.40E+01	2.30E+01	7.90E+01	
TG	9	L7621-02	6/23/2004	Ce-144	-3.30E+01	6.40E+01	2.40E+02	
TG	9	L7621-02	6/23/2004	Co-57	-1.00E+00	8.80E+00	3.20E+01	
TG	9	L7621-02	6/23/2004	Co-58	-1.60E+01	1.50E+01	6.50E+01	
TG	9	L7621-02	6/23/2004	Co-60	5.00E+00	2.00E+01	7.80E+01	
TG	9	L7621-02	6/23/2004	Cr-51	5.00E+01	1.70E+02	6.00E+02	
TG	9	L7621-02	6/23/2004	Cs-134	2.40E+01	1.70E+01	5.60E+01	
TG	9	L7621-02	6/23/2004	Cs-137	-7.00E+00	1.60E+01	6.50E+01	
TG	9	L7621-02	6/23/2004	Fe-59	-6.60E+01	5.90E+01	2.60E+02	
TG	9	L7621-02	6/23/2004	I-131	0.00E+00	4.80E+01	1.80E+02	
TG	9	L7621-02	6/23/2004	I-131	-4.00E+00	1.10E+01	5.90E+01	
TG	9	L7621-02	6/23/2004	K-40	2.46E+03	4.20E+02	8.60E+02	*
TG	9	L7621-02	6/23/2004	La-140	0.00E+00	2.60E+01	1.20E+02	
TG	9	L7621-02	6/23/2004	Mn-54	-4.00E+00	1.90E+01	7.40E+01	
TG	9	L7621-02	6/23/2004	Nb-95	3.50E+01	2.10E+01	6.90E+01	
TG	9	L7621-02	6/23/2004	Ru-103	-1.30E+01	1.60E+01	6.60E+01	
TG	9	L7621-02	6/23/2004	Ru-106	0.00E+00	1.60E+02	6.00E+02	
TG	9	L7621-02	6/23/2004	Sb-124	0.00E+00	5.00E+01	2.00E+02	
TG	9	L7621-02	6/23/2004	Sb-125	4.20E+01	4.00E+01	1.40E+02	
TG	9	L7621-02	6/23/2004	Se-75	-3.10E+01	1.90E+01	7.60E+01	
TG	9	L7621-02	6/23/2004	Zn-65	6.00E+01	4.90E+01	1.70E+02	
TG	9	L7621-02	6/23/2004	Zr-95	-1.30E+01	3.40E+01	1.40E+02	
TG	9	L7809-02	7/20/2004	AcTh-228	7.00E+00	4.40E+01	1.70E+02	
TG	9	L7809-02	7/20/2004	Ag-108m	4.10E+00	7.30E+00	2.70E+01	
TG	9	L7809-02	7/20/2004	Ag-110m	7.00E+00	1.40E+01	5.20E+01	
TG	9	L7809-02	7/20/2004	Ba-140	1.20E+01	3.00E+01	1.20E+02	
TG	9	L7809-02	7/20/2004	Be-7	9.50E+02	1.70E+02	4.30E+02	*
TG	9	L7809-02	7/20/2004	Ce-141	-1.40E+01	1.40E+01	5.30E+01	
TG	9	L7809-02	7/20/2004	Ce-144	0.00E+00	3.40E+01	1.30E+02	
TG	9	L7809-02	7/20/2004	Co-57	6.80E+00	5.00E+00	1.70E+01	
TG	9	L7809-02	7/20/2004	Co-58	-1.00E+00	1.30E+01	5.00E+01	
TG	9	L7809-02	7/20/2004	Co-60	1.60E+01	1.40E+01	4.80E+01	
TG	9	L7809-02	7/20/2004	Cr-51	-6.00E+01	1.00E+02	4.00E+02	
TG	9	L7809-02	7/20/2004	Cs-134	-3.00E+00	1.30E+01	5.20E+01	
TG	9	L7809-02	7/20/2004	Cs-137	2.80E+01	1.20E+01	3.80E+01	
TG	9	L7809-02	7/20/2004	Fe-59	2.10E+01	5.30E+01	2.00E+02	
TG	9	L7809-02	7/20/2004	I-131	1.10E+01	1.40E+01	5.20E+01	

*** Radioactivity detected in sample (i.e., concentration > 3 X standard deviation)**
+ Minimum Detectable Concentration > Lower Limit of Detection Requirement

Seabrook Station Radiological Environmental Monitoring Program Data - 2004

Sample Type	Station	LSN	End Date	Nuclide	Conc (pCi/kg)	Std.Dev. (pCi/kg)	MDC (pCi/kg)	
TG	9	L7809-02	7/20/2004	I-131	-1.20E+01	4.40E+01	1.70E+02	
TG	9	L7809-02	7/20/2004	K-40	1.63E+03	3.20E+02	7.90E+02	*
TG	9	L7809-02	7/20/2004	La-140	1.30E+01	3.50E+01	1.40E+02	
TG	9	L7809-02	7/20/2004	Mn-54	1.80E+01	1.30E+01	4.20E+01	
TG	9	L7809-02	7/20/2004	Nb-95	-3.00E+01	1.70E+01	7.20E+01	
TG	9	L7809-02	7/20/2004	Ru-103	-9.00E+00	1.10E+01	4.50E+01	
TG	9	L7809-02	7/20/2004	Ru-106	-5.50E+01	8.00E+01	3.30E+02	
TG	9	L7809-02	7/20/2004	Sb-124	-1.20E+01	3.50E+01	1.50E+02	
TG	9	L7809-02	7/20/2004	Sb-125	4.60E+01	2.40E+01	7.60E+01	
TG	9	L7809-02	7/20/2004	Se-75	1.80E+01	1.20E+01	4.10E+01	
TG	9	L7809-02	7/20/2004	Zn-65	-3.80E+01	2.80E+01	1.20E+02	
TG	9	L7809-02	7/20/2004	Zr-95	-4.60E+01	2.70E+01	1.10E+02	
TG	9	L7959-02	8/24/2004	AcTh-228	4.00E+00	5.00E+01	1.80E+02	
TG	9	L7959-02	8/24/2004	Ag-108m	-2.20E+01	1.10E+01	4.10E+01	
TG	9	L7959-02	8/24/2004	Ag-110m	-7.00E+00	1.60E+01	6.30E+01	
TG	9	L7959-02	8/24/2004	Ba-140	4.60E+01	3.00E+01	9.90E+01	
TG	9	L7959-02	8/24/2004	Be-7	7.30E+02	1.50E+02	4.30E+02	*
TG	9	L7959-02	8/24/2004	Ce-141	6.00E+00	1.70E+01	5.80E+01	
TG	9	L7959-02	8/24/2004	Ce-144	-2.70E+01	4.40E+01	1.60E+02	
TG	9	L7959-02	8/24/2004	Co-57	-9.00E+00	5.50E+00	2.00E+01	
TG	9	L7959-02	8/24/2004	Co-58	-9.00E+00	1.60E+01	6.00E+01	
TG	9	L7959-02	8/24/2004	Co-60	-1.90E+01	1.60E+01	6.40E+01	
TG	9	L7959-02	8/24/2004	Cr-51	1.00E+02	1.00E+02	3.40E+02	
TG	9	L7959-02	8/24/2004	Cs-134	2.10E+01	1.50E+01	4.90E+01	
TG	9	L7959-02	8/24/2004	Cs-137	-1.10E+01	1.40E+01	5.20E+01	
TG	9	L7959-02	8/24/2004	Fe-59	5.00E+01	4.50E+01	1.60E+02	
TG	9	L7959-02	8/24/2004	I-131	-8.60E+00	1.60E+00	5.90E+01	
TG	9	L7959-02	8/24/2004	I-131	-4.10E+01	3.40E+01	1.30E+02	
TG	9	L7959-02	8/24/2004	K-40	2.10E+03	3.10E+02	7.40E+02	*
TG	9	L7959-02	8/24/2004	La-140	5.30E+01	3.50E+01	1.10E+02	
TG	9	L7959-02	8/24/2004	Mn-54	-1.00E+01	1.40E+01	5.40E+01	
TG	9	L7959-02	8/24/2004	Nb-95	-4.70E+01	3.10E+01	1.10E+02	
TG	9	L7959-02	8/24/2004	Ru-103	2.00E+00	1.30E+01	4.70E+01	
TG	9	L7959-02	8/24/2004	Ru-106	4.10E+01	9.50E+01	3.40E+02	
TG	9	L7959-02	8/24/2004	Sb-124	0.00E+00	2.80E+01	1.20E+02	
TG	9	L7959-02	8/24/2004	Sb-125	3.10E+01	3.60E+01	1.20E+02	
TG	9	L7959-02	8/24/2004	Se-75	-2.00E+00	1.20E+01	4.30E+01	
TG	9	L7959-02	8/24/2004	Zn-65	1.18E+02	8.00E+01	2.60E+02	
TG	9	L7959-02	8/24/2004	Zr-95	4.00E+00	2.50E+01	9.00E+01	
TG	9	L8136-02	9/22/2004	AcTh-228	-1.80E+01	6.20E+01	2.40E+02	
TG	9	L8136-02	9/22/2004	Ag-108m	5.00E+00	1.10E+01	3.80E+01	
TG	9	L8136-02	9/22/2004	Ag-110m	2.00E+00	2.00E+01	7.80E+01	
TG	9	L8136-02	9/22/2004	Ba-140	-4.10E+01	7.20E+01	3.10E+02	
TG	9	L8136-02	9/22/2004	Be-7	2.11E+03	2.60E+02	5.00E+02	*
TG	9	L8136-02	9/22/2004	Ce-141	9.00E+00	2.00E+01	6.90E+01	
TG	9	L8136-02	9/22/2004	Ce-144	1.20E+01	5.00E+01	1.80E+02	
TG	9	L8136-02	9/22/2004	Co-57	-1.80E+00	5.80E+00	2.20E+01	
TG	9	L8136-02	9/22/2004	Co-58	-8.00E+00	1.50E+01	6.20E+01	
TG	9	L8136-02	9/22/2004	Co-60	-8.00E+00	1.70E+01	7.20E+01	
TG	9	L8136-02	9/22/2004	Cr-51	-1.90E+02	1.60E+02	6.30E+02	
TG	9	L8136-02	9/22/2004	Cs-134	2.80E+01	1.60E+01	4.90E+01	

*** Radioactivity detected in sample (i.e., concentration > 3 X standard deviation)**
+ Minimum Detectable Concentration > Lower Limit of Detection Requirement

Seabrook Station Radiological Environmental Monitoring Program Data - 2004

Sample Type	Station	LSN	End Date	Nuclide	Conc (pCi/kg)	Std.Dev. (pCi/kg)	MDC (pCi/kg)		
TG	9	L8136-02	9/22/2004	Cs-137	1.70E+01	1.50E+01	5.30E+01		
TG	9	L8136-02	9/22/2004	Fe-59	-5.90E+01	5.10E+01	2.40E+02		
TG	9	L8136-02	9/22/2004	I-131	-4.40E+01	9.20E+01	3.60E+02		
TG	9	L8136-02	9/22/2004	I-131	1.40E+01	1.20E+01	4.40E+01		
TG	9	L8136-02	9/22/2004	K-40	2.87E+03	4.40E+02	9.00E+02	*	
TG	9	L8136-02	9/22/2004	La-140	-4.80E+01	8.20E+01	3.60E+02		
TG	9	L8136-02	9/22/2004	Mn-54	-7.00E+00	1.30E+01	5.50E+01		
TG	9	L8136-02	9/22/2004	Nb-95	1.00E+01	2.50E+01	9.20E+01		
TG	9	L8136-02	9/22/2004	Ru-103	0.00E+00	1.40E+01	5.60E+01		
TG	9	L8136-02	9/22/2004	Ru-106	-4.80E+01	9.00E+01	3.80E+02		
TG	9	L8136-02	9/22/2004	Sb-124	3.20E+01	2.30E+01	4.40E+01		
TG	9	L8136-02	9/22/2004	Sb-125	-5.00E+00	3.00E+01	1.20E+02		
TG	9	L8136-02	9/22/2004	Se-75	-3.00E+01	1.40E+01	5.70E+01		
TG	9	L8136-02	9/22/2004	Zn-65	-7.60E+01	4.00E+01	1.80E+02		
TG	9	L8136-02	9/22/2004	Zr-95	-7.00E+00	2.50E+01	1.00E+02		
TG	9	L8370-02	10/27/2004	AcTh-228	5.70E+01	6.40E+01	2.20E+02		
TG	9	L8370-02	10/27/2004	Ag-108m	-2.00E+00	1.20E+01	4.60E+01		
TG	9	L8370-02	10/27/2004	Ag-110m	2.90E+01	2.10E+01	6.90E+01		
TG	9	L8370-02	10/27/2004	Ba-140	8.00E+00	2.90E+01	1.10E+02		
TG	9	L8370-02	10/27/2004	Be-7	1.33E+03	2.40E+02	6.40E+02	*	
TG	9	L8370-02	10/27/2004	Ce-141	-3.60E+01	2.20E+01	8.50E+01		
TG	9	L8370-02	10/27/2004	Ce-144	4.40E+01	7.40E+01	2.60E+02		
TG	9	L8370-02	10/27/2004	Co-57	5.20E+00	8.70E+00	3.00E+01		
TG	9	L8370-02	10/27/2004	Co-58	-3.00E+00	1.30E+01	5.40E+01		
TG	9	L8370-02	10/27/2004	Co-60	1.20E+01	1.60E+01	5.70E+01		
TG	9	L8370-02	10/27/2004	Cr-51	-1.50E+02	1.50E+02	5.80E+02		
TG	9	L8370-02	10/27/2004	Cs-134	2.90E+01	1.70E+01	5.50E+01		
TG	9	L8370-02	10/27/2004	Cs-137	3.60E+01	1.80E+01	5.60E+01		
TG	9	L8370-02	10/27/2004	Fe-59	-2.10E+01	4.50E+01	1.90E+02		
TG	9	L8370-02	10/27/2004	I-131	-2.50E+01	2.00E+01	7.40E+01		+
TG	9	L8370-02	10/27/2004	I-131	2.00E+01	3.50E+01	1.20E+02		
TG	9	L8370-02	10/27/2004	K-40	2.25E+03	3.80E+02	8.70E+02	*	
TG	9	L8370-02	10/27/2004	La-140	9.00E+00	3.40E+01	1.30E+02		
TG	9	L8370-02	10/27/2004	Mn-54	2.90E+01	1.70E+01	5.40E+01		
TG	9	L8370-02	10/27/2004	Nb-95	5.00E+00	2.00E+01	7.30E+01		
TG	9	L8370-02	10/27/2004	Ru-103	-1.60E+01	2.00E+01	7.50E+01		
TG	9	L8370-02	10/27/2004	Ru-106	-1.50E+02	1.30E+02	5.50E+02		
TG	9	L8370-02	10/27/2004	Sb-124	0.00E+00	4.00E+01	1.60E+02		
TG	9	L8370-02	10/27/2004	Sb-125	4.00E+01	4.10E+01	1.40E+02		
TG	9	L8370-02	10/27/2004	Se-75	-3.70E+01	2.10E+01	8.00E+01		
TG	9	L8370-02	10/27/2004	Zn-65	-5.30E+01	4.40E+01	1.80E+02		
TG	9	L8370-02	10/27/2004	Zr-95	-5.00E+00	2.70E+01	1.00E+02		
TG	10	L7475-03	5/25/2004	AcTh-228	5.00E+01	4.80E+01	1.70E+02		
TG	10	L7475-03	5/25/2004	Ag-108m	1.00E+01	1.20E+01	4.30E+01		
TG	10	L7475-03	5/25/2004	Ag-110m	-9.00E+00	1.80E+01	7.40E+01		
TG	10	L7475-03	5/25/2004	Ba-140	5.10E+01	2.70E+01	7.50E+01		
TG	10	L7475-03	5/25/2004	Be-7	6.90E+02	1.90E+02	5.50E+02	*	
TG	10	L7475-03	5/25/2004	Ce-141	-2.30E+01	2.20E+01	8.20E+01		
TG	10	L7475-03	5/25/2004	Ce-144	6.40E+01	7.40E+01	2.50E+02		
TG	10	L7475-03	5/25/2004	Co-57	1.32E+01	9.00E+00	3.00E+01		
TG	10	L7475-03	5/25/2004	Co-58	-1.10E+01	1.70E+01	6.90E+01		

*** Radioactivity detected in sample (i.e., concentration > 3 X standard deviation)**
+ Minimum Detectable Concentration > Lower Limit of Detection Requirement

Seabrook Station Radiological Environmental Monitoring Program Data - 2004

Sample Type	Station	LSN	End Date	Nuclide	Conc (pCi/kg)	Std.Dev. (pCi/kg)	MDC (pCi/kg)	
TG	10	L7475-03	5/25/2004	Co-60	-1.80E+01	1.70E+01	7.60E+01	
TG	10	L7475-03	5/25/2004	Cr-51	1.90E+02	1.50E+02	4.90E+02	
TG	10	L7475-03	5/25/2004	Cs-134	2.10E+01	1.60E+01	5.40E+01	
TG	10	L7475-03	5/25/2004	Cs-137	1.60E+01	1.80E+01	6.10E+01	
TG	10	L7475-03	5/25/2004	Fe-59	-6.50E+01	4.10E+01	2.00E+02	
TG	10	L7475-03	5/25/2004	I-131	-1.40E+01	4.90E+01	1.80E+02	
TG	10	L7475-03	5/25/2004	I-131	-5.60E+00	1.20E+00	4.80E+01	
TG	10	L7475-03	5/25/2004	K-40	3.22E+03	4.40E+02	8.40E+02	*
TG	10	L7475-03	5/25/2004	La-140	5.90E+01	3.10E+01	8.70E+01	
TG	10	L7475-03	5/25/2004	Mn-54	2.60E+01	1.80E+01	5.90E+01	
TG	10	L7475-03	5/25/2004	Nb-95	-1.10E+01	2.20E+01	8.60E+01	
TG	10	L7475-03	5/25/2004	Ru-103	-2.60E+01	2.00E+01	8.00E+01	
TG	10	L7475-03	5/25/2004	Ru-106	8.00E+01	1.10E+02	4.00E+02	
TG	10	L7475-03	5/25/2004	Sb-124	0.00E+00	2.60E+01	1.20E+02	
TG	10	L7475-03	5/25/2004	Sb-125	-6.00E+00	3.90E+01	1.50E+02	
TG	10	L7475-03	5/25/2004	Se-75	1.40E+01	2.00E+01	7.00E+01	
TG	10	L7475-03	5/25/2004	Zn-65	-6.40E+01	4.40E+01	1.90E+02	
TG	10	L7475-03	5/25/2004	Zr-95	-4.30E+01	2.70E+01	1.20E+02	
TG	10	L7621-03	6/23/2004	AcTh-228	7.70E+01	4.90E+01	1.60E+02	
TG	10	L7621-03	6/23/2004	Ag-108m	-1.04E+01	9.50E+00	3.80E+01	
TG	10	L7621-03	6/23/2004	Ag-110m	1.40E+01	1.50E+01	5.30E+01	
TG	10	L7621-03	6/23/2004	Ba-140	-3.90E+01	2.80E+01	1.30E+02	
TG	10	L7621-03	6/23/2004	Be-7	8.80E+02	1.90E+02	5.20E+02	*
TG	10	L7621-03	6/23/2004	Ce-141	5.60E+01	2.00E+01	6.10E+01	
TG	10	L7621-03	6/23/2004	Ce-144	-3.20E+01	5.60E+01	2.10E+02	
TG	10	L7621-03	6/23/2004	Co-57	-3.60E+00	6.90E+00	2.60E+01	
TG	10	L7621-03	6/23/2004	Co-58	-1.30E+01	1.40E+01	5.80E+01	
TG	10	L7621-03	6/23/2004	Co-60	1.90E+01	1.60E+01	5.30E+01	
TG	10	L7621-03	6/23/2004	Cr-51	0.00E+00	1.30E+02	4.60E+02	
TG	10	L7621-03	6/23/2004	Cs-134	1.60E+01	1.20E+01	4.00E+01	
TG	10	L7621-03	6/23/2004	Cs-137	-7.00E+00	1.20E+01	4.60E+01	
TG	10	L7621-03	6/23/2004	Fe-59	-9.00E+00	4.10E+01	1.60E+02	
TG	10	L7621-03	6/23/2004	I-131	1.50E+01	1.20E+01	3.90E+01	
TG	10	L7621-03	6/23/2004	I-131	1.00E+01	3.70E+01	1.30E+02	
TG	10	L7621-03	6/23/2004	K-40	3.27E+03	3.70E+02	5.80E+02	*
TG	10	L7621-03	6/23/2004	La-140	-4.40E+01	3.20E+01	1.50E+02	
TG	10	L7621-03	6/23/2004	Mn-54	-2.20E+01	1.30E+01	5.50E+01	
TG	10	L7621-03	6/23/2004	Nb-95	0.00E+00	1.80E+01	6.70E+01	
TG	10	L7621-03	6/23/2004	Ru-103	-2.10E+01	1.40E+01	5.80E+01	
TG	10	L7621-03	6/23/2004	Ru-106	-6.00E+01	1.30E+02	5.00E+02	
TG	10	L7621-03	6/23/2004	Sb-124	2.00E+01	2.40E+01	9.20E+01	
TG	10	L7621-03	6/23/2004	Sb-125	1.90E+01	3.50E+01	1.20E+02	
TG	10	L7621-03	6/23/2004	Se-75	-1.70E+01	1.60E+01	5.90E+01	
TG	10	L7621-03	6/23/2004	Zn-65	-5.10E+01	2.60E+01	1.20E+02	
TG	10	L7621-03	6/23/2004	Zr-95	5.00E+00	2.50E+01	9.30E+01	
TG	10	L7809-03	7/20/2004	AcTh-228	2.70E+01	4.70E+01	1.70E+02	
TG	10	L7809-03	7/20/2004	Ag-108m	-1.66E+01	8.90E+00	3.70E+01	
TG	10	L7809-03	7/20/2004	Ag-110m	-3.00E+00	1.50E+01	6.10E+01	
TG	10	L7809-03	7/20/2004	Ba-140	2.30E+01	2.00E+01	7.20E+01	
TG	10	L7809-03	7/20/2004	Be-7	7.00E+02	1.60E+02	4.20E+02	*
TG	10	L7809-03	7/20/2004	Ce-141	-2.00E+00	1.80E+01	6.60E+01	

*** Radioactivity detected in sample (i.e., concentration > 3 X standard deviation)**
+ Minimum Detectable Concentration > Lower Limit of Detection Requirement

Seabrook Station Radiological Environmental Monitoring Program Data - 2004

Sample Type	Station	LSN	End Date	Nuclide	Conc (pCi/kg)	Std.Dev. (pCi/kg)	MDC (pCi/kg)	
TG	10	L7809-03	7/20/2004	Ce-144	2.10E+01	5.30E+01	1.90E+02	
TG	10	L7809-03	7/20/2004	Co-57	7.00E-01	6.70E+00	2.40E+01	
TG	10	L7809-03	7/20/2004	Co-58	-7.00E+00	1.30E+01	5.30E+01	
TG	10	L7809-03	7/20/2004	Co-60	-7.00E+00	1.40E+01	5.50E+01	
TG	10	L7809-03	7/20/2004	Cr-51	-1.50E+02	1.30E+02	5.00E+02	
TG	10	L7809-03	7/20/2004	Cs-134	1.00E+01	1.10E+01	3.90E+01	
TG	10	L7809-03	7/20/2004	Cs-137	1.50E+01	1.30E+01	4.40E+01	
TG	10	L7809-03	7/20/2004	Fe-59	5.10E+01	3.80E+01	1.30E+02	
TG	10	L7809-03	7/20/2004	I-131	1.40E+01	1.50E+01	5.40E+01	
TG	10	L7809-03	7/20/2004	I-131	5.00E+00	3.90E+01	1.40E+02	
TG	10	L7809-03	7/20/2004	K-40	2.03E+03	3.00E+02	6.20E+02	*
TG	10	L7809-03	7/20/2004	La-140	2.70E+01	2.40E+01	8.30E+01	
TG	10	L7809-03	7/20/2004	Mn-54	-4.00E+00	1.30E+01	5.10E+01	
TG	10	L7809-03	7/20/2004	Nb-95	1.90E+01	1.60E+01	5.30E+01	
TG	10	L7809-03	7/20/2004	Ru-103	6.00E+00	1.20E+01	4.40E+01	
TG	10	L7809-03	7/20/2004	Ru-106	4.00E+01	1.10E+02	4.10E+02	
TG	10	L7809-03	7/20/2004	Sb-124	-5.50E+01	2.90E+01	1.50E+02	
TG	10	L7809-03	7/20/2004	Sb-125	-9.00E+00	3.00E+01	1.10E+02	
TG	10	L7809-03	7/20/2004	Se-75	1.20E+01	1.40E+01	4.90E+01	
TG	10	L7809-03	7/20/2004	Zn-65	-3.10E+01	2.80E+01	1.20E+02	
TG	10	L7809-03	7/20/2004	Zr-95	3.00E+01	2.60E+01	8.80E+01	
TG	10	L7959-03	8/24/2004	AcTh-228	2.00E+01	3.70E+01	1.30E+02	
TG	10	L7959-03	8/24/2004	Ag-108m	5.80E+00	7.10E+00	2.50E+01	
TG	10	L7959-03	8/24/2004	Ag-110m	6.00E+00	1.50E+01	5.40E+01	
TG	10	L7959-03	8/24/2004	Ba-140	-1.70E+01	1.60E+01	7.10E+01	
TG	10	L7959-03	8/24/2004	Be-7	1.14E+03	1.40E+02	3.40E+02	*
TG	10	L7959-03	8/24/2004	Ce-141	3.00E+00	1.40E+01	4.80E+01	
TG	10	L7959-03	8/24/2004	Ce-144	-1.70E+01	4.40E+01	1.60E+02	
TG	10	L7959-03	8/24/2004	Co-57	-4.20E+00	5.60E+00	2.00E+01	
TG	10	L7959-03	8/24/2004	Co-58	-1.00E+00	1.10E+01	4.00E+01	
TG	10	L7959-03	8/24/2004	Co-60	2.40E+01	1.00E+01	3.00E+01	
TG	10	L7959-03	8/24/2004	Cr-51	-4.40E+01	9.90E+01	3.50E+02	
TG	10	L7959-03	8/24/2004	Cs-134	-1.50E+01	1.10E+01	4.20E+01	
TG	10	L7959-03	8/24/2004	Cs-137	1.10E+01	1.10E+01	3.60E+01	
TG	10	L7959-03	8/24/2004	Fe-59	2.70E+01	2.60E+01	9.00E+01	
TG	10	L7959-03	8/24/2004	I-131	-1.80E+01	3.10E+01	1.10E+02	
TG	10	L7959-03	8/24/2004	I-131	1.20E+01	1.20E+01	4.60E+01	
TG	10	L7959-03	8/24/2004	K-40	3.05E+03	2.70E+02	4.80E+02	*
TG	10	L7959-03	8/24/2004	La-140	-2.00E+01	1.80E+01	8.20E+01	
TG	10	L7959-03	8/24/2004	Mn-54	1.30E+00	9.50E+00	3.40E+01	
TG	10	L7959-03	8/24/2004	Nb-95	-8.00E+00	1.40E+01	5.30E+01	
TG	10	L7959-03	8/24/2004	Ru-103	-1.00E+01	1.10E+01	4.30E+01	
TG	10	L7959-03	8/24/2004	Ru-106	1.13E+02	8.70E+01	2.90E+02	
TG	10	L7959-03	8/24/2004	Sb-124	2.10E+01	2.10E+01	7.40E+01	
TG	10	L7959-03	8/24/2004	Sb-125	3.30E+01	2.30E+01	7.60E+01	
TG	10	L7959-03	8/24/2004	Se-75	1.00E+00	1.20E+01	4.00E+01	
TG	10	L7959-03	8/24/2004	Zn-65	-1.50E+01	4.80E+01	1.70E+02	
TG	10	L7959-03	8/24/2004	Zr-95	-1.00E+01	1.80E+01	6.90E+01	
TG	10	L8136-03	9/22/2004	AcTh-228	6.90E+01	5.00E+01	1.70E+02	
TG	10	L8136-03	9/22/2004	Ag-108m	-8.10E+00	8.90E+00	3.40E+01	
TG	10	L8136-03	9/22/2004	Ag-110m	3.00E+00	1.80E+01	6.60E+01	

*** Radioactivity detected in sample (i.e., concentration > 3 X standard deviation)**
+ Minimum Detectable Concentration > Lower Limit of Detection Requirement

Seabrook Station Radiological Environmental Monitoring Program Data - 2004

Sample Type	Station	LSN	End Date	Nuclide	Conc (pCi/kg)	Std.Dev. (pCi/kg)	MDC (pCi/kg)	
TG	10	L8136-03	9/22/2004	Ba-140	-3.20E+01	4.90E+01	2.00E+02	
TG	10	L8136-03	9/22/2004	Be-7	2.94E+03	2.70E+02	5.80E+02	*
TG	10	L8136-03	9/22/2004	Ce-141	1.00E+00	2.40E+01	8.30E+01	
TG	10	L8136-03	9/22/2004	Ce-144	-3.40E+01	5.70E+01	2.10E+02	
TG	10	L8136-03	9/22/2004	Co-57	7.30E+00	7.20E+00	2.40E+01	
TG	10	L8136-03	9/22/2004	Co-58	-2.00E+00	1.40E+01	5.20E+01	
TG	10	L8136-03	9/22/2004	Co-60	3.00E+00	1.20E+01	4.60E+01	
TG	10	L8136-03	9/22/2004	Cr-51	1.80E+02	1.50E+02	5.00E+02	
TG	10	L8136-03	9/22/2004	Cs-134	6.00E+00	1.60E+01	5.80E+01	
TG	10	L8136-03	9/22/2004	Cs-137	4.00E+00	1.20E+01	4.30E+01	
TG	10	L8136-03	9/22/2004	Fe-59	3.70E+01	4.50E+01	1.60E+02	
TG	10	L8136-03	9/22/2004	I-131	-9.00E-01	9.50E+00	4.40E+01	
TG	10	L8136-03	9/22/2004	I-131	5.30E+01	9.10E+01	3.20E+02	
TG	10	L8136-03	9/22/2004	K-40	4.25E+03	3.70E+02	6.10E+02	*
TG	10	L8136-03	9/22/2004	La-140	-3.70E+01	5.70E+01	2.30E+02	
TG	10	L8136-03	9/22/2004	Mn-54	0.00E+00	1.20E+01	4.60E+01	
TG	10	L8136-03	9/22/2004	Nb-95	2.30E+01	1.90E+01	6.50E+01	
TG	10	L8136-03	9/22/2004	Ru-103	1.40E+01	1.70E+01	5.80E+01	
TG	10	L8136-03	9/22/2004	Ru-106	0.00E+00	1.30E+02	4.80E+02	
TG	10	L8136-03	9/22/2004	Sb-124	5.80E+01	3.00E+01	9.00E+01	
TG	10	L8136-03	9/22/2004	Sb-125	7.00E+00	3.00E+01	1.10E+02	
TG	10	L8136-03	9/22/2004	Se-75	-1.90E+01	1.50E+01	5.70E+01	
TG	10	L8136-03	9/22/2004	Zn-65	2.00E+01	3.40E+01	1.20E+02	
TG	10	L8136-03	9/22/2004	Zr-95	-2.70E+01	2.20E+01	9.10E+01	
TG	10	L8370-03	10/27/2004	AcTh-228	-1.00E+00	5.00E+01	2.00E+02	
TG	10	L8370-03	10/27/2004	Ag-108m	0.00E+00	9.80E+00	3.80E+01	
TG	10	L8370-03	10/27/2004	Ag-110m	-6.00E+00	2.50E+01	9.70E+01	
TG	10	L8370-03	10/27/2004	Ba-140	-1.10E+01	1.90E+01	1.00E+02	
TG	10	L8370-03	10/27/2004	Be-7	2.66E+03	2.80E+02	5.40E+02	*
TG	10	L8370-03	10/27/2004	Ce-141	-6.00E+00	1.60E+01	6.10E+01	
TG	10	L8370-03	10/27/2004	Ce-144	5.40E+01	4.50E+01	1.50E+02	
TG	10	L8370-03	10/27/2004	Co-57	3.60E+00	5.60E+00	2.00E+01	
TG	10	L8370-03	10/27/2004	Co-58	2.70E+01	1.50E+01	4.90E+01	
TG	10	L8370-03	10/27/2004	Co-60	2.50E+01	1.60E+01	5.30E+01	
TG	10	L8370-03	10/27/2004	Cr-51	2.00E+01	1.20E+02	4.30E+02	
TG	10	L8370-03	10/27/2004	Cs-134	2.80E+01	1.60E+01	5.00E+01	
TG	10	L8370-03	10/27/2004	Cs-137	3.00E+00	1.50E+01	5.50E+01	
TG	10	L8370-03	10/27/2004	Fe-59	-5.40E+01	4.70E+01	2.20E+02	
TG	10	L8370-03	10/27/2004	I-131	-5.20E+01	2.80E+01	1.20E+02	
TG	10	L8370-03	10/27/2004	I-131	4.00E+00	1.20E+01	4.70E+01	
TG	10	L8370-03	10/27/2004	K-40	1.68E+03	3.60E+02	7.80E+02	*
TG	10	L8370-03	10/27/2004	La-140	-1.30E+01	2.20E+01	1.20E+02	
TG	10	L8370-03	10/27/2004	Mn-54	-1.20E+01	1.50E+01	6.40E+01	
TG	10	L8370-03	10/27/2004	Nb-95	-1.10E+01	1.90E+01	7.60E+01	
TG	10	L8370-03	10/27/2004	Ru-103	-1.40E+01	1.40E+01	5.90E+01	
TG	10	L8370-03	10/27/2004	Ru-106	-1.10E+02	1.20E+02	5.20E+02	
TG	10	L8370-03	10/27/2004	Sb-124	4.70E+01	3.50E+01	1.10E+02	
TG	10	L8370-03	10/27/2004	Sb-125	2.40E+01	3.10E+01	1.10E+02	
TG	10	L8370-03	10/27/2004	Se-75	2.00E+00	1.40E+01	5.00E+01	
TG	10	L8370-03	10/27/2004	Zn-65	-5.40E+01	2.90E+01	1.40E+02	
TG	10	L8370-03	10/27/2004	Zr-95	-2.00E+00	2.80E+01	1.10E+02	

*** Radioactivity detected in sample (i.e., concentration > 3 X standard deviation)**
+ Minimum Detectable Concentration > Lower Limit of Detection Requirement

Seabrook Station Radiological Environmental Monitoring Program Data - 2004

Sample Type	Station	LSN	End Date	Nuclide	Conc (pCi/kg)	Std.Dev. (pCi/kg)	MDC (pCi/kg)	
WG	1	L7092-01	3/16/2004	AcTh-228	9.00E-01	5.00E+00	1.80E+01	
WG	1	L7092-01	3/16/2004	Ag-108m	7.00E-01	1.00E+00	3.60E+00	
WG	1	L7092-01	3/16/2004	Ag-110m	-1.00E-01	1.70E+00	6.40E+00	
WG	1	L7092-01	3/16/2004	Ba-140	1.50E+00	2.20E+00	8.00E+00	
WG	1	L7092-01	3/16/2004	Be-7	-1.00E+00	1.10E+01	4.10E+01	
WG	1	L7092-01	3/16/2004	Ce-141	-8.40E+00	3.60E+00	1.30E+01	
WG	1	L7092-01	3/16/2004	Ce-144	7.00E-01	9.20E+00	3.10E+01	
WG	1	L7092-01	3/16/2004	Co-57	-1.00E+00	1.10E+00	3.90E+00	
WG	1	L7092-01	3/16/2004	Co-58	7.00E-01	1.40E+00	4.90E+00	
WG	1	L7092-01	3/16/2004	Co-60	-8.00E-01	1.50E+00	6.10E+00	
WG	1	L7092-01	3/16/2004	Cr-51	1.70E+01	1.10E+01	3.70E+01	
WG	1	L7092-01	3/16/2004	Cs-134	2.00E-01	1.50E+00	5.50E+00	
WG	1	L7092-01	3/16/2004	Cs-137	-1.10E+00	1.20E+00	4.60E+00	
WG	1	L7092-01	3/16/2004	Fe-59	2.20E+00	3.40E+00	1.20E+01	
WG	1	L7092-01	3/16/2004	GROSS BETA	7.50E+00	1.10E+00	2.60E+00	*
WG	1	L7092-01	3/16/2004	H-3	-3.00E+01	4.20E+02	1.30E+03	
WG	1	L7092-01	3/16/2004	I-131	1.00E-01	2.30E+00	8.40E+00	
WG	1	L7092-01	3/16/2004	K-40	-9.00E+00	1.70E+01	6.60E+01	
WG	1	L7092-01	3/16/2004	La-140	1.70E+00	2.50E+00	9.20E+00	
WG	1	L7092-01	3/16/2004	Mn-54	-4.00E-01	1.30E+00	5.10E+00	
WG	1	L7092-01	3/16/2004	Nb-95	2.10E+00	1.90E+00	6.40E+00	
WG	1	L7092-01	3/16/2004	Ru-103	2.00E-01	1.40E+00	5.10E+00	
WG	1	L7092-01	3/16/2004	Ru-106	2.00E+01	1.20E+01	3.80E+01	
WG	1	L7092-01	3/16/2004	Sb-124	-1.60E+00	3.00E+00	1.30E+01	
WG	1	L7092-01	3/16/2004	Sb-125	-3.40E+00	3.50E+00	1.30E+01	
WG	1	L7092-01	3/16/2004	Se-75	-2.50E+00	1.60E+00	5.90E+00	
WG	1	L7092-01	3/16/2004	Zn-65	1.60E+00	6.40E+00	2.20E+01	
WG	1	L7092-01	3/16/2004	Zr-95	1.20E+00	1.90E+00	6.90E+00	
WG	1	L7521-01	6/2/2004	AcTh-228	-4.00E-01	6.60E+00	2.30E+01	
WG	1	L7521-01	6/2/2004	Ag-108m	1.00E-01	1.30E+00	4.50E+00	
WG	1	L7521-01	6/2/2004	Ag-110m	-7.00E-01	2.10E+00	7.50E+00	
WG	1	L7521-01	6/2/2004	Ba-140	-3.70E+00	3.50E+00	1.30E+01	
WG	1	L7521-01	6/2/2004	Be-7	-1.30E+01	1.30E+01	4.80E+01	
WG	1	L7521-01	6/2/2004	Ce-141	-3.70E+00	4.40E+00	1.50E+01	
WG	1	L7521-01	6/2/2004	Ce-144	-1.07E+01	9.20E+00	3.20E+01	
WG	1	L7521-01	6/2/2004	Co-57	4.00E-01	1.20E+00	4.10E+00	
WG	1	L7521-01	6/2/2004	Co-58	-6.00E-01	1.60E+00	5.90E+00	
WG	1	L7521-01	6/2/2004	Co-60	-3.10E+00	1.70E+00	6.90E+00	
WG	1	L7521-01	6/2/2004	Cr-51	-8.00E+00	1.60E+01	5.70E+01	
WG	1	L7521-01	6/2/2004	Cs-134	-1.10E+00	1.60E+00	5.80E+00	
WG	1	L7521-01	6/2/2004	Cs-137	9.00E-01	1.70E+00	5.80E+00	
WG	1	L7521-01	6/2/2004	Fe-59	-8.00E-01	4.90E+00	1.80E+01	
WG	1	L7521-01	6/2/2004	GROSS BETA	4.00E+00	1.10E+00	3.30E+00	*
WG	1	L7521-01	6/2/2004	H-3	-5.60E+02	3.50E+02	1.20E+03	
WG	1	L7521-01	6/2/2004	I-131	1.30E+00	3.90E+00	1.30E+01	
WG	1	L7521-01	6/2/2004	K-40	2.00E+01	2.50E+01	8.60E+01	
WG	1	L7521-01	6/2/2004	La-140	-4.20E+00	4.00E+00	1.50E+01	
WG	1	L7521-01	6/2/2004	Mn-54	-1.40E+00	1.60E+00	6.00E+00	
WG	1	L7521-01	6/2/2004	Nb-95	2.40E+00	1.60E+00	5.30E+00	
WG	1	L7521-01	6/2/2004	Ru-103	-1.00E-01	1.70E+00	6.10E+00	

*** : Radioactivity detected in sample (i.e., concentration > 3 X standard deviation)**
+ Minimum Detectable Concentration > Lower Limit of Detection Requirement

Seabrook Station Radiological Environmental Monitoring Program Data - 2004

Sample Type	Station	LSN	End Date	Nuclide	Conc (pCi/kg)	Std.Dev. (pCi/kg)	MDC (pCi/kg)	
WG	1	L7521-01	6/2/2004	Ru-106	2.20E+01	1.50E+01	4.80E+01	
WG	1	L7521-01	6/2/2004	Sb-124	1.90E+00	3.70E+00	1.30E+01	
WG	1	L7521-01	6/2/2004	Sb-125	0.00E+00	3.90E+00	1.40E+01	
WG	1	L7521-01	6/2/2004	Se-75	-2.20E+00	2.10E+00	7.30E+00	
WG	1	L7521-01	6/2/2004	Zn-65	3.00E-01	7.10E+00	2.40E+01	
WG	1	L7521-01	6/2/2004	Zr-95	1.50E+00	2.90E+00	1.00E+01	
WG	1	L8134-01	9/22/2004	AcTh-228	8.40E+00	7.10E+00	2.40E+01	
WG	1	L8134-01	9/22/2004	Ag-108m	-1.30E+00	1.10E+00	4.70E+00	
WG	1	L8134-01	9/22/2004	Ag-110m	-1.40E+00	2.40E+00	9.60E+00	
WG	1	L8134-01	9/22/2004	Ba-140	-2.70E+00	2.70E+00	1.30E+01	
WG	1	L8134-01	9/22/2004	Be-7	2.50E+01	1.30E+01	4.10E+01	
WG	1	L8134-01	9/22/2004	Ce-141	-4.00E-01	3.00E+00	1.10E+01	
WG	1	L8134-01	9/22/2004	Ce-144	8.00E+00	1.00E+01	3.40E+01	
WG	1	L8134-01	9/22/2004	Co-57	6.00E-01	1.40E+00	4.80E+00	
WG	1	L8134-01	9/22/2004	Co-58	4.00E-01	1.40E+00	5.50E+00	
WG	1	L8134-01	9/22/2004	Co-60	2.70E+00	1.50E+00	4.70E+00	
WG	1	L8134-01	9/22/2004	Cr-51	-4.10E+01	1.70E+01	7.00E+01	
WG	1	L8134-01	9/22/2004	Cs-134	1.00E-01	1.40E+00	5.70E+00	
WG	1	L8134-01	9/22/2004	Cs-137	3.00E+00	1.60E+00	5.00E+00	
WG	1	L8134-01	9/22/2004	Fe-59	1.70E+00	4.40E+00	1.70E+01	
WG	1	L8134-01	9/22/2004	GROSS BETA	7.40E+00	1.30E+00	3.30E+00	*
WG	1	L8134-01	9/22/2004	H-3	-3.50E+02	3.20E+02	1.10E+03	
WG	1	L8134-01	9/22/2004	I-131	0.00E+00	4.00E+00	1.50E+01	
WG	1	L8134-01	9/22/2004	K-40	-6.00E+00	2.00E+01	7.90E+01	
WG	1	L8134-01	9/22/2004	La-140	-3.10E+00	3.10E+00	1.50E+01	
WG	1	L8134-01	9/22/2004	Mn-54	-3.00E-01	1.80E+00	6.80E+00	
WG	1	L8134-01	9/22/2004	Nb-95	4.00E-01	1.70E+00	6.40E+00	
WG	1	L8134-01	9/22/2004	Ru-103	-1.20E+00	1.70E+00	6.60E+00	
WG	1	L8134-01	9/22/2004	Ru-106	-9.00E+00	1.50E+01	5.70E+01	
WG	1	L8134-01	9/22/2004	Sb-124	-2.50E+00	4.70E+00	2.00E+01	
WG	1	L8134-01	9/22/2004	Sb-125	1.30E+00	4.60E+00	1.70E+01	
WG	1	L8134-01	9/22/2004	Se-75	-2.10E+00	2.20E+00	8.30E+00	
WG	1	L8134-01	9/22/2004	Zn-65	-1.51E+01	4.60E+00	2.10E+01	
WG	1	L8134-01	9/22/2004	Zr-95	5.00E-01	2.10E+00	8.20E+00	
WG	1	L8633-01	12/22/2004	AcTh-228	-5.30E+00	4.90E+00	2.00E+01	
WG	1	L8633-01	12/22/2004	Ag-108m	-7.00E-01	1.20E+00	4.70E+00	
WG	1	L8633-01	12/22/2004	Ag-110m	1.30E+00	1.80E+00	6.60E+00	
WG	1	L8633-01	12/22/2004	Ba-140	6.20E+00	3.20E+00	9.50E+00	
WG	1	L8633-01	12/22/2004	Be-7	-1.10E+01	1.40E+01	5.40E+01	
WG	1	L8633-01	12/22/2004	Ce-141	-2.70E+00	2.70E+00	9.60E+00	
WG	1	L8633-01	12/22/2004	Ce-144	-1.80E+00	7.50E+00	2.70E+01	
WG	1	L8633-01	12/22/2004	Co-57	4.40E-01	9.80E-01	3.40E+00	
WG	1	L8633-01	12/22/2004	Co-58	-2.70E+00	1.50E+00	6.60E+00	
WG	1	L8633-01	12/22/2004	Co-60	2.00E+00	1.60E+00	5.20E+00	
WG	1	L8633-01	12/22/2004	Cr-51	1.60E+01	1.30E+01	4.40E+01	
WG	1	L8633-01	12/22/2004	Cs-134	-1.00E-01	1.70E+00	6.40E+00	
WG	1	L8633-01	12/22/2004	Cs-137	-7.00E-01	1.30E+00	5.20E+00	
WG	1	L8633-01	12/22/2004	Fe-59	3.30E+00	4.70E+00	1.70E+01	
WG	1	L8633-01	12/22/2004	GROSS BETA	6.30E+00	1.20E+00	3.20E+00	*
WG	1	L8633-01	12/22/2004	H-3	2.00E+02	4.50E+02	1.30E+03	
WG	1	L8633-01	12/22/2004	I-131	3.20E+00	4.00E+00	1.40E+01	

*** Radioactivity detected in sample (i.e., concentration > 3 X standard deviation)**
+ Minimum Detectable Concentration > Lower Limit of Detection Requirement

Seabrook Station Radiological Environmental Monitoring Program Data - 2004

Sample Type	Station	LSN	End Date	Nuclide	Conc (pCi/kg)	Std.Dev. (pCi/kg)	MDC (pCi/kg)	
WG	1	L8633-01	12/22/2004	K-40	-2.00E+01	1.70E+01	7.40E+01	
WG	1	L8633-01	12/22/2004	La-140	7.10E+00	3.70E+00	1.10E+01	
WG	1	L8633-01	12/22/2004	Mn-54	7.00E-01	1.30E+00	4.80E+00	
WG	1	L8633-01	12/22/2004	Nb-95	-1.40E+00	1.80E+00	7.30E+00	
WG	1	L8633-01	12/22/2004	Ru-103	-2.90E+00	1.70E+00	6.90E+00	
WG	1	L8633-01	12/22/2004	Ru-106	8.00E+00	1.10E+01	4.10E+01	
WG	1	L8633-01	12/22/2004	Sb-124	2.20E+00	3.50E+00	1.30E+01	
WG	1	L8633-01	12/22/2004	Sb-125	-5.00E-01	3.70E+00	1.40E+01	
WG	1	L8633-01	12/22/2004	Se-75	8.00E-01	1.70E+00	5.90E+00	
WG	1	L8633-01	12/22/2004	Zn-65	1.07E+01	5.00E+00	1.60E+01	
WG	1	L8633-01	12/22/2004	Zr-95	4.00E-01	2.90E+00	1.10E+01	
WG	13	L7092-02	3/16/2004	AcTh-228	-6.30E+00	3.80E+00	1.50E+01	
WG	13	L7092-02	3/16/2004	Ag-108m	-1.02E+00	9.00E-01	3.40E+00	
WG	13	L7092-02	3/16/2004	Ag-110m	-1.30E+00	1.20E+00	4.70E+00	
WG	13	L7092-02	3/16/2004	Ba-140	1.20E+00	1.50E+00	5.30E+00	
WG	13	L7092-02	3/16/2004	Be-7	-1.60E+00	9.30E+00	3.40E+01	
WG	13	L7092-02	3/16/2004	Ce-141	-2.00E-01	2.00E+00	7.10E+00	
WG	13	L7092-02	3/16/2004	Ce-144	-1.60E+01	7.60E+00	2.80E+01	
WG	13	L7092-02	3/16/2004	Co-57	2.20E-01	9.80E-01	3.30E+00	
WG	13	L7092-02	3/16/2004	Co-58	8.20E-01	8.90E-01	3.10E+00	
WG	13	L7092-02	3/16/2004	Co-60	-1.10E+00	1.00E+00	4.10E+00	
WG	13	L7092-02	3/16/2004	Cr-51	-9.00E+00	1.10E+01	4.10E+01	
WG	13	L7092-02	3/16/2004	Cs-134	-9.00E-01	1.00E+00	4.00E+00	
WG	13	L7092-02	3/16/2004	Cs-137	-1.53E+00	9.40E-01	3.80E+00	
WG	13	L7092-02	3/16/2004	Fe-59	-3.70E+00	2.80E+00	1.10E+01	
WG	13	L7092-02	3/16/2004	GROSS BETA	4.32E+00	9.80E-01	2.80E+00	*
WG	13	L7092-02	3/16/2004	H-3	8.00E+01	4.20E+02	1.30E+03	
WG	13	L7092-02	3/16/2004	I-131	3.50E+00	2.10E+00	6.90E+00	
WG	13	L7092-02	3/16/2004	K-40	-1.20E+01	1.20E+01	4.70E+01	
WG	13	L7092-02	3/16/2004	La-140	1.40E+00	1.70E+00	6.10E+00	
WG	13	L7092-02	3/16/2004	Mn-54	-5.20E-01	9.60E-01	3.60E+00	
WG	13	L7092-02	3/16/2004	Nb-95	-1.40E+00	1.40E+00	5.10E+00	
WG	13	L7092-02	3/16/2004	Ru-103	-1.40E+00	1.10E+00	4.10E+00	
WG	13	L7092-02	3/16/2004	Ru-106	8.60E+00	8.50E+00	2.90E+01	
WG	13	L7092-02	3/16/2004	Sb-124	-2.50E+00	2.30E+00	9.80E+00	
WG	13	L7092-02	3/16/2004	Sb-125	1.40E+00	2.90E+00	1.00E+01	
WG	13	L7092-02	3/16/2004	Se-75	-3.00E-01	1.30E+00	4.60E+00	
WG	13	L7092-02	3/16/2004	Zn-65	5.30E+00	3.70E+00	1.20E+01	
WG	13	L7092-02	3/16/2004	Zr-95	-2.40E+00	1.60E+00	6.40E+00	
WG	13	L7521-02	6/2/2004	AcTh-228	-6.30E+00	3.90E+00	1.50E+01	
WG	13	L7521-02	6/2/2004	Ag-108m	-1.00E-01	1.00E+00	3.60E+00	
WG	13	L7521-02	6/2/2004	Ag-110m	-1.90E+00	1.40E+00	5.40E+00	
WG	13	L7521-02	6/2/2004	Ba-140	-1.40E+00	2.20E+00	8.50E+00	
WG	13	L7521-02	6/2/2004	Be-7	-1.10E+00	9.90E+00	3.50E+01	
WG	13	L7521-02	6/2/2004	Ce-141	6.00E-01	2.50E+00	8.40E+00	
WG	13	L7521-02	6/2/2004	Ce-144	-3.40E+00	7.50E+00	2.60E+01	
WG	13	L7521-02	6/2/2004	Co-57	3.00E+00	1.00E+00	3.30E+00	
WG	13	L7521-02	6/2/2004	Co-58	1.50E+00	1.00E+00	3.40E+00	
WG	13	L7521-02	6/2/2004	Co-60	-5.70E-01	8.80E-01	3.50E+00	
WG	13	L7521-02	6/2/2004	Cr-51	0.00E+00	1.10E+01	4.00E+01	
WG	13	L7521-02	6/2/2004	Cs-134	-9.00E-01	1.10E+00	4.10E+00	

*** Radioactivity detected in sample (i.e., concentration > 3 X standard deviation)**
+ Minimum Detectable Concentration > Lower Limit of Detection Requirement

Seabrook Station Radiological Environmental Monitoring Program Data - 2004

Sample Type	Station	LSN	End Date	Nuclide	Conc (pCi/kg)	Std.Dev. (pCi/kg)	MDC (pCi/kg)	
WG	13	L7521-02	6/2/2004	Cs-137	3.00E-01	1.00E+00	3.50E+00	
WG	13	L7521-02	6/2/2004	Fe-59	1.10E+00	3.10E+00	1.10E+01	
WG	13	L7521-02	6/2/2004	GROSS BETA	2.90E+00	1.10E+00	3.30E+00	
WG	13	L7521-02	6/2/2004	H-3	-3.00E+01	3.60E+02	1.20E+03	
WG	13	L7521-02	6/2/2004	I-131	-3.70E+00	2.80E+00	1.00E+01	
WG	13	L7521-02	6/2/2004	K-40	-3.00E+00	1.10E+01	4.20E+01	
WG	13	L7521-02	6/2/2004	La-140	-1.60E+00	2.50E+00	9.80E+00	
WG	13	L7521-02	6/2/2004	Mn-54	-1.67E+00	9.20E-01	3.70E+00	
WG	13	L7521-02	6/2/2004	Nb-95	7.00E-01	1.80E+00	6.40E+00	
WG	13	L7521-02	6/2/2004	Ru-103	-3.80E+00	1.40E+00	5.60E+00	
WG	13	L7521-02	6/2/2004	Ru-106	-3.50E+00	9.40E+00	3.40E+01	
WG	13	L7521-02	6/2/2004	Sb-124	0.00E+00	2.40E+00	9.30E+00	
WG	13	L7521-02	6/2/2004	Sb-125	-3.00E-01	2.80E+00	9.90E+00	
WG	13	L7521-02	6/2/2004	Se-75	1.40E+00	1.50E+00	5.10E+00	
WG	13	L7521-02	6/2/2004	Zn-65	1.20E+01	4.40E+00	1.40E+01	
WG	13	L7521-02	6/2/2004	Zr-95	1.90E+00	2.00E+00	6.70E+00	
WG	13	L8134-02	9/22/2004	AcTh-228	-9.10E+00	6.70E+00	2.70E+01	
WG	13	L8134-02	9/22/2004	Ag-108m	-7.00E-01	1.10E+00	4.40E+00	
WG	13	L8134-02	9/22/2004	Ag-110m	8.00E-01	1.70E+00	6.30E+00	
WG	13	L8134-02	9/22/2004	Ba-140	8.00E-01	2.80E+00	1.10E+01	
WG	13	L8134-02	9/22/2004	Be-7	-1.60E+01	1.20E+01	4.80E+01	
WG	13	L8134-02	9/22/2004	Ce-141	5.30E+00	2.60E+00	8.50E+00	
WG	13	L8134-02	9/22/2004	Ce-144	-1.41E+01	8.60E+00	3.20E+01	
WG	13	L8134-02	9/22/2004	Co-57	1.50E+00	1.10E+00	3.70E+00	
WG	13	L8134-02	9/22/2004	Co-58	-1.80E+00	1.30E+00	5.80E+00	
WG	13	L8134-02	9/22/2004	Co-60	0.00E+00	1.40E+00	5.70E+00	
WG	13	L8134-02	9/22/2004	Cr-51	1.90E+01	1.40E+01	4.60E+01	
WG	13	L8134-02	9/22/2004	Cs-134	1.00E+00	1.40E+00	4.90E+00	
WG	13	L8134-02	9/22/2004	Cs-137	0.00E+00	1.70E+00	6.40E+00	
WG	13	L8134-02	9/22/2004	Fe-59	3.50E+00	4.10E+00	1.50E+01	
WG	13	L8134-02	9/22/2004	GROSS BETA	5.60E+00	1.10E+00	2.90E+00	*
WG	13	L8134-02	9/22/2004	H-3	2.30E+02	3.40E+02	1.10E+03	
WG	13	L8134-02	9/22/2004	I-131	4.90E+00	3.20E+00	1.10E+01	
WG	13	L8134-02	9/22/2004	K-40	3.20E+01	1.90E+01	6.30E+01	
WG	13	L8134-02	9/22/2004	La-140	9.00E-01	3.20E+00	1.30E+01	
WG	13	L8134-02	9/22/2004	Mn-54	-2.80E+00	1.50E+00	6.30E+00	
WG	13	L8134-02	9/22/2004	Nb-95	-3.00E+00	1.50E+00	6.80E+00	
WG	13	L8134-02	9/22/2004	Ru-103	-2.00E+00	1.90E+00	7.20E+00	
WG	13	L8134-02	9/22/2004	Ru-106	-1.10E+01	1.10E+01	4.60E+01	
WG	13	L8134-02	9/22/2004	Sb-124	2.20E+00	4.10E+00	1.50E+01	
WG	13	L8134-02	9/22/2004	Sb-125	-4.40E+00	3.70E+00	1.50E+01	
WG	13	L8134-02	9/22/2004	Se-75	4.00E+00	2.00E+00	6.60E+00	
WG	13	L8134-02	9/22/2004	Zn-65	3.40E+00	3.10E+00	1.10E+01	
WG	13	L8134-02	9/22/2004	Zr-95	-1.50E+00	2.60E+00	1.00E+01	
WG	13	L8633-02	12/22/2004	AcTh-228	-5.00E+00	4.00E+00	1.50E+01	
WG	13	L8633-02	12/22/2004	Ag-108m	0.00E+00	7.80E-01	2.80E+00	
WG	13	L8633-02	12/22/2004	Ag-110m	1.20E+00	1.40E+00	4.80E+00	
WG	13	L8633-02	12/22/2004	Ba-140	1.70E+00	2.80E+00	9.90E+00	
WG	13	L8633-02	12/22/2004	Be-7	7.00E+00	8.10E+00	2.80E+01	
WG	13	L8633-02	12/22/2004	Ce-141	2.10E+00	1.50E+00	5.00E+00	
WG	13	L8633-02	12/22/2004	Ce-144	7.10E+00	5.20E+00	1.70E+01	

*** Radioactivity detected in sample (i.e., concentration > 3 X standard deviation)**
+ Minimum Detectable Concentration > Lower Limit of Detection Requirement

Seabrook Station Radiological Environmental Monitoring Program Data - 2004

Sample Type	Station	LSN	End Date	Nuclide	Conc (pCi/kg)	Std.Dev. (pCi/kg)	MDC (pCi/kg)	
WG	13	L8633-02	12/22/2004	Co-57	8.40E-01	7.20E-01	2.40E+00	
WG	13	L8633-02	12/22/2004	Co-58	1.40E+00	1.10E+00	3.70E+00	
WG	13	L8633-02	12/22/2004	Co-60	-2.60E+00	1.20E+00	5.00E+00	
WG	13	L8633-02	12/22/2004	Cr-51	-2.00E+01	1.10E+01	4.00E+01	
WG	13	L8633-02	12/22/2004	Cs-134	-6.00E-01	1.00E+00	3.80E+00	
WG	13	L8633-02	12/22/2004	Cs-137	-1.30E+00	1.00E+00	4.00E+00	
WG	13	L8633-02	12/22/2004	Fe-59	1.70E+00	2.80E+00	1.00E+01	
WG	13	L8633-02	12/22/2004	GROSS BETA	1.10E+00	8.60E-01	2.90E+00	
WG	13	L8633-02	12/22/2004	H-3	0.00E+00	4.40E+02	1.30E+03	
WG	13	L8633-02	12/22/2004	I-131	8.00E-01	3.20E+00	1.10E+01	
WG	13	L8633-02	12/22/2004	K-40	-6.00E+00	1.30E+01	4.90E+01	
WG	13	L8633-02	12/22/2004	La-140	1.90E+00	3.20E+00	1.10E+01	
WG	13	L8633-02	12/22/2004	Mn-54	6.40E-01	9.50E-01	3.30E+00	
WG	13	L8633-02	12/22/2004	Nb-95	1.10E+00	1.30E+00	4.50E+00	
WG	13	L8633-02	12/22/2004	Ru-103	-1.20E+00	1.10E+00	4.30E+00	
WG	13	L8633-02	12/22/2004	Ru-106	1.05E+01	8.40E+00	2.80E+01	
WG	13	L8633-02	12/22/2004	Sb-124	1.50E+00	2.60E+00	9.30E+00	
WG	13	L8633-02	12/22/2004	Sb-125	-7.00E-01	2.50E+00	8.80E+00	
WG	13	L8633-02	12/22/2004	Se-75	1.20E+00	1.10E+00	3.60E+00	
WG	13	L8633-02	12/22/2004	Zn-65	-1.20E+00	2.10E+00	8.00E+00	
WG	13	L8633-02	12/22/2004	Zr-95	-3.00E-01	1.80E+00	6.60E+00	
WS	1	L6854-01	1/22/2004	AcTh-228	6.80E+00	5.80E+00	2.00E+01	
WS	1	L6854-01	1/22/2004	Ag-108m	-6.00E-01	1.10E+00	4.20E+00	
WS	1	L6854-01	1/22/2004	Ag-110m	-7.00E-01	2.10E+00	8.00E+00	
WS	1	L6854-01	1/22/2004	Ba-140	-4.10E+00	2.60E+00	1.20E+01	
WS	1	L6854-01	1/22/2004	Be-7	-1.70E+01	1.20E+01	4.80E+01	
WS	1	L6854-01	1/22/2004	Ce-141	-2.00E-01	2.30E+00	7.90E+00	
WS	1	L6854-01	1/22/2004	Ce-144	3.10E+00	8.90E+00	3.10E+01	
WS	1	L6854-01	1/22/2004	Co-57	1.10E+00	1.10E+00	3.50E+00	
WS	1	L6854-01	1/22/2004	Co-58	-1.50E+00	1.30E+00	5.50E+00	
WS	1	L6854-01	1/22/2004	Co-60	-1.50E+00	1.60E+00	6.80E+00	
WS	1	L6854-01	1/22/2004	Cr-51	3.00E+00	1.50E+01	5.20E+01	
WS	1	L6854-01	1/22/2004	Cs-134	2.00E-01	1.40E+00	5.30E+00	
WS	1	L6854-01	1/22/2004	Cs-137	-1.90E+00	1.40E+00	5.80E+00	
WS	1	L6854-01	1/22/2004	Fe-59	-1.00E+00	4.10E+00	1.60E+01	
WS	1	L6854-01	1/22/2004	I-131	5.20E+00	3.20E+00	1.10E+01	
WS	1	L6854-01	1/22/2004	K-40	2.80E+02	3.60E+01	6.80E+01	*
WS	1	L6854-01	1/22/2004	La-140	-4.80E+00	3.00E+00	1.40E+01	
WS	1	L6854-01	1/22/2004	Mn-54	-1.50E+00	1.10E+00	4.90E+00	
WS	1	L6854-01	1/22/2004	Nb-95	-4.00E-01	1.60E+00	6.10E+00	
WS	1	L6854-01	1/22/2004	Ru-103	3.10E+00	1.30E+00	4.00E+00	
WS	1	L6854-01	1/22/2004	Ru-106	-1.00E+01	1.30E+01	5.10E+01	
WS	1	L6854-01	1/22/2004	Sb-124	-5.10E+00	3.70E+00	1.70E+01	
WS	1	L6854-01	1/22/2004	Sb-125	-2.40E+00	3.60E+00	1.40E+01	
WS	1	L6854-01	1/22/2004	Se-75	8.00E-01	1.60E+00	5.60E+00	
WS	1	L6854-01	1/22/2004	Zn-65	1.30E+00	3.20E+00	1.20E+01	
WS	1	L6854-01	1/22/2004	Zr-95	5.00E-01	2.50E+00	9.20E+00	
WS	1	L7004-01	2/26/2004	AcTh-228	-1.40E+00	4.30E+00	1.60E+01	
WS	1	L7004-01	2/26/2004	Ag-108m	-1.00E-01	1.00E+00	3.60E+00	
WS	1	L7004-01	2/26/2004	Ag-110m	2.20E+00	1.20E+00	3.80E+00	

*** Radioactivity detected in sample (i.e., concentration > 3 X standard deviation)**
+ Minimum Detectable Concentration > Lower Limit of Detection Requirement

Seabrook Station Radiological Environmental Monitoring Program Data - 2004

Sample Type	Station	LSN	End Date	Nuclide	Conc (pCi/kg)	Std.Dev. (pCi/kg)	MDC (pCi/kg)	
WS	1	L7004-01	2/26/2004	Ba-140	-2.10E+00	1.80E+00	7.60E+00	
WS	1	L7004-01	2/26/2004	Be-7	1.00E+01	1.00E+01	3.40E+01	
WS	1	L7004-01	2/26/2004	Ce-141	2.70E+00	2.20E+00	7.40E+00	
WS	1	L7004-01	2/26/2004	Ce-144	1.60E+00	7.20E+00	2.50E+01	
WS	1	L7004-01	2/26/2004	Co-57	-6.20E-01	9.30E-01	3.30E+00	
WS	1	L7004-01	2/26/2004	Co-58	3.00E-01	1.10E+00	4.00E+00	
WS	1	L7004-01	2/26/2004	Co-60	-7.00E-01	1.20E+00	4.60E+00	
WS	1	L7004-01	2/26/2004	Cr-51	-1.30E+01	1.10E+01	4.10E+01	
WS	1	L7004-01	2/26/2004	Cs-134	3.00E-01	1.10E+00	4.10E+00	
WS	1	L7004-01	2/26/2004	Cs-137	-2.60E+00	1.10E+00	4.50E+00	
WS	1	L7004-01	2/26/2004	Fe-59	5.00E-01	3.00E+00	1.10E+01	
WS	1	L7004-01	2/26/2004	I-131	-1.40E+00	2.90E+00	1.00E+01	
WS	1	L7004-01	2/26/2004	K-40	3.33E+02	2.80E+01	4.80E+01	*
WS	1	L7004-01	2/26/2004	La-140	-2.50E+00	2.10E+00	8.70E+00	
WS	1	L7004-01	2/26/2004	Mn-54	-3.00E-01	1.20E+00	4.30E+00	
WS	1	L7004-01	2/26/2004	Nb-95	-8.00E-01	1.20E+00	4.40E+00	
WS	1	L7004-01	2/26/2004	Ru-103	-1.30E+00	1.20E+00	4.70E+00	
WS	1	L7004-01	2/26/2004	Ru-106	1.00E+00	1.10E+01	3.80E+01	
WS	1	L7004-01	2/26/2004	Sb-124	-4.20E+00	2.30E+00	1.00E+01	
WS	1	L7004-01	2/26/2004	Sb-125	9.00E-01	2.70E+00	9.50E+00	
WS	1	L7004-01	2/26/2004	Se-75	-1.00E+00	1.50E+00	5.40E+00	
WS	1	L7004-01	2/26/2004	Zn-65	-5.50E+00	2.70E+00	1.10E+01	
WS	1	L7004-01	2/26/2004	Zr-95	-5.00E-01	2.00E+00	7.30E+00	
WS	1	L7138-01	3/23/2004	AcTh-228	-2.10E+00	5.00E+00	1.90E+01	
WS	1	L7138-01	3/23/2004	Ag-108m	-1.80E+00	1.20E+00	4.50E+00	
WS	1	L7138-01	3/23/2004	Ag-110m	1.70E+00	1.70E+00	6.00E+00	
WS	1	L7138-01	3/23/2004	Ba-140	-6.00E-01	2.20E+00	9.00E+00	
WS	1	L7138-01	3/23/2004	Be-7	-6.00E+00	1.30E+01	4.80E+01	
WS	1	L7138-01	3/23/2004	Ce-141	-3.80E+00	3.00E+00	1.10E+01	
WS	1	L7138-01	3/23/2004	Ce-144	-8.00E-01	9.00E+00	3.10E+01	
WS	1	L7138-01	3/23/2004	Co-57	8.00E-01	1.10E+00	3.90E+00	
WS	1	L7138-01	3/23/2004	Co-58	-7.00E-01	1.40E+00	5.30E+00	
WS	1	L7138-01	3/23/2004	Co-60	-1.90E+00	1.50E+00	6.10E+00	
WS	1	L7138-01	3/23/2004	Cr-51	1.00E+01	1.50E+01	5.00E+01	
WS	1	L7138-01	3/23/2004	Cs-134	-4.00E-01	1.40E+00	5.30E+00	
WS	1	L7138-01	3/23/2004	Cs-137	1.00E-01	1.30E+00	4.80E+00	
WS	1	L7138-01	3/23/2004	Fe-59	-7.50E+00	3.70E+00	1.60E+01	
WS	1	L7138-01	3/23/2004	I-131	1.30E+00	4.00E+00	1.40E+01	
WS	1	L7138-01	3/23/2004	K-40	3.23E+02	3.40E+01	6.20E+01	*
WS	1	L7138-01	3/23/2004	La-140	-7.00E-01	2.50E+00	1.00E+01	
WS	1	L7138-01	3/23/2004	Mn-54	-6.00E-01	1.30E+00	4.80E+00	
WS	1	L7138-01	3/23/2004	Nb-95	1.70E+00	1.60E+00	5.50E+00	
WS	1	L7138-01	3/23/2004	Ru-103	-1.90E+00	1.70E+00	6.40E+00	
WS	1	L7138-01	3/23/2004	Ru-106	2.40E+01	1.10E+01	3.30E+01	
WS	1	L7138-01	3/23/2004	Sb-124	3.80E+00	2.70E+00	9.00E+00	
WS	1	L7138-01	3/23/2004	Sb-125	8.00E-01	3.20E+00	1.10E+01	
WS	1	L7138-01	3/23/2004	Se-75	-5.00E-01	1.80E+00	6.40E+00	
WS	1	L7138-01	3/23/2004	Zn-65	1.22E+01	5.30E+00	1.70E+01	
WS	1	L7138-01	3/23/2004	Zr-95	-1.50E+00	2.60E+00	9.90E+00	
WS	1	L7293-01	3/23/2004	H-3	4.20E+02	3.20E+02	1.00E+03	
WS	1	L7376-01	4/28/2004	AcTh-228	-1.00E-01	5.40E+00	2.10E+01	

*** Radioactivity detected in sample (i.e., concentration > 3 X standard deviation)**
+ Minimum Detectable Concentration > Lower Limit of Detection Requirement

Seabrook Station Radiological Environmental Monitoring Program Data - 2004

Sample Type	Station	LSN	End Date	Nuclide	Conc (pCi/kg)	Std.Dev. (pCi/kg)	MDC (pCi/kg)	
WS	1	L7376-01	4/28/2004	Ag-108m	5.00E-01	1.10E+00	4.00E+00	
WS	1	L7376-01	4/28/2004	Ag-110m	1.00E+00	1.80E+00	6.70E+00	
WS	1	L7376-01	4/28/2004	Ba-140	-4.70E+00	3.10E+00	1.40E+01	
WS	1	L7376-01	4/28/2004	Be-7	-2.00E+00	1.00E+01	3.90E+01	
WS	1	L7376-01	4/28/2004	Ce-141	1.80E+00	2.30E+00	8.00E+00	
WS	1	L7376-01	4/28/2004	Ce-144	-3.90E+00	6.90E+00	2.50E+01	
WS	1	L7376-01	4/28/2004	Co-57	-1.30E+00	8.80E-01	3.30E+00	
WS	1	L7376-01	4/28/2004	Co-58	0.00E+00	1.50E+00	5.60E+00	
WS	1	L7376-01	4/28/2004	Co-60	2.00E-01	1.20E+00	4.70E+00	
WS	1	L7376-01	4/28/2004	Cr-51	-2.00E+00	1.20E+01	4.30E+01	
WS	1	L7376-01	4/28/2004	Cs-134	-1.00E-01	1.70E+00	6.30E+00	
WS	1	L7376-01	4/28/2004	Cs-137	2.20E+00	1.30E+00	4.40E+00	
WS	1	L7376-01	4/28/2004	Fe-59	6.10E+00	5.10E+00	1.70E+01	
WS	1	L7376-01	4/28/2004	I-131	7.00E-01	3.20E+00	1.20E+01	
WS	1	L7376-01	4/28/2004	K-40	2.58E+02	3.50E+01	6.70E+01	*
WS	1	L7376-01	4/28/2004	La-140	-5.40E+00	3.60E+00	1.60E+01	
WS	1	L7376-01	4/28/2004	Mn-54	9.00E-01	1.30E+00	4.70E+00	
WS	1	L7376-01	4/28/2004	Nb-95	-2.00E-01	1.40E+00	5.50E+00	
WS	1	L7376-01	4/28/2004	Ru-103	-3.50E+00	1.70E+00	7.10E+00	
WS	1	L7376-01	4/28/2004	Ru-106	-8.00E+00	1.30E+01	5.00E+01	
WS	1	L7376-01	4/28/2004	Sb-124	1.10E+00	3.80E+00	1.50E+01	
WS	1	L7376-01	4/28/2004	Sb-125	2.00E+00	3.90E+00	1.40E+01	
WS	1	L7376-01	4/28/2004	Se-75	-1.80E+00	1.60E+00	6.10E+00	
WS	1	L7376-01	4/28/2004	Zn-65	0.00E+00	3.60E+00	1.40E+01	
WS	1	L7376-01	4/28/2004	Zr-95	-6.00E-01	2.70E+00	1.00E+01	
WS	1	L7495-01	5/27/2004	AcTh-228	6.00E-01	5.80E+00	2.20E+01	
WS	1	L7495-01	5/27/2004	Ag-108m	-5.00E-01	1.30E+00	4.90E+00	
WS	1	L7495-01	5/27/2004	Ag-110m	-8.00E-01	1.90E+00	7.60E+00	
WS	1	L7495-01	5/27/2004	Ba-140	-6.70E+00	3.10E+00	1.50E+01	
WS	1	L7495-01	5/27/2004	Be-7	9.00E+00	1.30E+01	4.40E+01	
WS	1	L7495-01	5/27/2004	Ce-141	2.60E+00	2.60E+00	8.80E+00	
WS	1	L7495-01	5/27/2004	Ce-144	1.32E+01	7.80E+00	2.50E+01	
WS	1	L7495-01	5/27/2004	Co-57	1.36E+00	9.70E-01	3.20E+00	
WS	1	L7495-01	5/27/2004	Co-58	1.70E+00	1.50E+00	5.10E+00	
WS	1	L7495-01	5/27/2004	Co-60	1.40E+00	1.40E+00	5.10E+00	
WS	1	L7495-01	5/27/2004	Cr-51	1.00E+00	1.30E+01	4.70E+01	
WS	1	L7495-01	5/27/2004	Cs-134	3.10E+00	1.40E+00	4.00E+00	
WS	1	L7495-01	5/27/2004	Cs-137	-1.40E+00	1.50E+00	6.00E+00	
WS	1	L7495-01	5/27/2004	Fe-59	-1.70E+00	5.70E+00	2.20E+01	
WS	1	L7495-01	5/27/2004	I-131	-7.00E-01	3.00E+00	1.10E+01	
WS	1	L7495-01	5/27/2004	K-40	2.51E+02	3.80E+01	8.00E+01	*
WS	1	L7495-01	5/27/2004	La-140	-7.70E+00	3.50E+00	1.70E+01	
WS	1	L7495-01	5/27/2004	Mn-54	9.00E-01	1.50E+00	5.50E+00	
WS	1	L7495-01	5/27/2004	Nb-95	-2.30E+00	1.60E+00	6.90E+00	
WS	1	L7495-01	5/27/2004	Ru-103	-1.80E+00	1.50E+00	6.00E+00	
WS	1	L7495-01	5/27/2004	Ru-106	4.00E+00	1.20E+01	4.40E+01	
WS	1	L7495-01	5/27/2004	Sb-124	0.00E+00	3.10E+00	1.30E+01	
WS	1	L7495-01	5/27/2004	Sb-125	4.30E+00	4.00E+00	1.40E+01	
WS	1	L7495-01	5/27/2004	Se-75	0.00E+00	1.70E+00	6.20E+00	
WS	1	L7495-01	5/27/2004	Zn-65	-8.20E+00	3.20E+00	1.50E+01	
WS	1	L7495-01	5/27/2004	Zr-95	5.00E-01	2.80E+00	1.00E+01	

*** Radioactivity detected in sample (i.e., concentration > 3 X standard deviation)**
+ Minimum Detectable Concentration > Lower Limit of Detection Requirement

Seabrook Station Radiological Environmental Monitoring Program Data - 2004

Sample Type	Station	LSN	End Date	Nuclide	Conc (pCi/kg)	Std.Dev. (pCi/kg)	MDC (pCi/kg)	
WS	1	L7627-01	6/22/2004	AcTh-228	3.70E+00	3.20E+00	1.10E+01	
WS	1	L7627-01	6/22/2004	Ag-108m	-2.10E-01	8.00E-01	2.80E+00	
WS	1	L7627-01	6/22/2004	Ag-110m	-1.20E+00	1.30E+00	4.70E+00	
WS	1	L7627-01	6/22/2004	Ba-140	-2.00E+00	1.70E+00	6.80E+00	
WS	1	L7627-01	6/22/2004	Be-7	-7.40E+00	8.50E+00	3.10E+01	
WS	1	L7627-01	6/22/2004	Ce-141	1.50E+00	1.90E+00	6.50E+00	
WS	1	L7627-01	6/22/2004	Ce-144	2.60E+00	5.80E+00	2.00E+01	
WS	1	L7627-01	6/22/2004	Co-57	3.50E-01	8.00E-01	2.70E+00	
WS	1	L7627-01	6/22/2004	Co-58	2.20E-01	9.60E-01	3.40E+00	
WS	1	L7627-01	6/22/2004	Co-60	9.30E-01	9.60E-01	3.30E+00	
WS	1	L7627-01	6/22/2004	Cr-51	-9.00E+00	1.00E+01	3.60E+01	
WS	1	L7627-01	6/22/2004	Cs-134	2.00E-01	1.10E+00	3.70E+00	
WS	1	L7627-01	6/22/2004	Cs-137	-1.52E+00	8.50E-01	3.40E+00	
WS	1	L7627-01	6/22/2004	Fe-59	-2.00E+00	2.50E+00	9.70E+00	
WS	1	L7627-01	6/22/2004	I-131	2.40E+00	2.30E+00	7.70E+00	
WS	1	L7627-01	6/22/2004	K-40	3.01E+02	2.30E+01	3.90E+01	*
WS	1	L7627-01	6/22/2004	La-140	-2.30E+00	1.90E+00	7.80E+00	
WS	1	L7627-01	6/22/2004	Mn-54	5.10E-01	8.90E-01	3.10E+00	
WS	1	L7627-01	6/22/2004	Nb-95	2.00E-01	1.00E+00	3.70E+00	
WS	1	L7627-01	6/22/2004	Ru-103	-2.20E+00	1.10E+00	4.30E+00	
WS	1	L7627-01	6/22/2004	Ru-106	-5.70E+00	7.60E+00	2.80E+01	
WS	1	L7627-01	6/22/2004	Sb-124	2.30E+00	2.00E+00	7.00E+00	
WS	1	L7627-01	6/22/2004	Sb-125	3.00E+00	2.40E+00	8.10E+00	
WS	1	L7627-01	6/22/2004	Se-75	-1.90E+00	1.20E+00	4.20E+00	
WS	1	L7627-01	6/22/2004	Zn-65	-1.80E+00	2.10E+00	8.00E+00	
WS	1	L7627-01	6/22/2004	Zr-95	-2.50E+00	1.60E+00	6.20E+00	
WS	1	L7720-01	6/22/2004	H-3	-5.40E+02	5.10E+02	1.70E+03	
WS	1	L7803-01	7/21/2004	AcTh-228	7.90E+00	6.30E+00	2.10E+01	
WS	1	L7803-01	7/21/2004	Ag-108m	1.20E+00	1.20E+00	4.20E+00	
WS	1	L7803-01	7/21/2004	Ag-110m	1.10E+00	2.00E+00	7.10E+00	
WS	1	L7803-01	7/21/2004	Ba-140	-5.10E+00	3.20E+00	1.40E+01	
WS	1	L7803-01	7/21/2004	Be-7	-6.00E+00	1.20E+01	4.60E+01	
WS	1	L7803-01	7/21/2004	Ce-141	4.70E+00	2.50E+00	8.20E+00	
WS	1	L7803-01	7/21/2004	Ce-144	-6.00E+00	8.90E+00	3.20E+01	
WS	1	L7803-01	7/21/2004	Co-57	1.40E+00	1.10E+00	3.80E+00	
WS	1	L7803-01	7/21/2004	Co-58	1.30E+00	1.40E+00	5.00E+00	
WS	1	L7803-01	7/21/2004	Co-60	-2.00E-01	1.80E+00	6.70E+00	
WS	1	L7803-01	7/21/2004	Cr-51	1.30E+01	1.50E+01	5.10E+01	
WS	1	L7803-01	7/21/2004	Cs-134	2.40E+00	1.40E+00	4.60E+00	
WS	1	L7803-01	7/21/2004	Cs-137	1.00E+00	1.50E+00	5.20E+00	
WS	1	L7803-01	7/21/2004	Fe-59	3.30E+00	3.90E+00	1.40E+01	
WS	1	L7803-01	7/21/2004	I-131	5.10E+00	3.20E+00	1.00E+01	
WS	1	L7803-01	7/21/2004	K-40	2.44E+02	3.80E+01	8.50E+01	*
WS	1	L7803-01	7/21/2004	La-140	-5.90E+00	3.70E+00	1.60E+01	
WS	1	L7803-01	7/21/2004	Mn-54	3.00E-01	1.30E+00	4.90E+00	
WS	1	L7803-01	7/21/2004	Nb-95	1.10E+00	1.60E+00	5.50E+00	
WS	1	L7803-01	7/21/2004	Ru-103	-3.10E+00	1.40E+00	6.10E+00	
WS	1	L7803-01	7/21/2004	Ru-106	2.00E+00	1.40E+01	5.10E+01	
WS	1	L7803-01	7/21/2004	Sb-124	-1.00E+00	3.40E+00	1.40E+01	
WS	1	L7803-01	7/21/2004	Sb-125	4.10E+00	3.30E+00	1.10E+01	
WS	1	L7803-01	7/21/2004	Se-75	-3.00E+00	1.60E+00	6.30E+00	

*** Radioactivity detected in sample (i.e., concentration > 3 X standard deviation)**
+ Minimum Detectable Concentration > Lower Limit of Detection Requirement

Seabrook Station Radiological Environmental Monitoring Program Data - 2004

Sample Type	Station	LSN	End Date	Nuclide	Conc (pCi/kg)	Std.Dev. (pCi/kg)	MDC (pCi/kg)	
WS	1	L7803-01	7/21/2004	Zn-65	5.20E+00	2.90E+00	9.10E+00	
WS	1	L7803-01	7/21/2004	Zr-95	4.00E-01	2.30E+00	8.90E+00	
WS	1	L7966-01	8/24/2004	AcTh-228	-6.50E+00	5.90E+00	2.40E+01	
WS	1	L7966-01	8/24/2004	Ag-108m	2.00E-01	1.10E+00	4.00E+00	
WS	1	L7966-01	8/24/2004	Ag-110m	3.30E+00	2.00E+00	6.60E+00	
WS	1	L7966-01	8/24/2004	Ba-140	-2.50E+00	2.90E+00	1.20E+01	
WS	1	L7966-01	8/24/2004	Be-7	-5.00E+00	1.20E+01	4.60E+01	
WS	1	L7966-01	8/24/2004	Ce-141	-2.40E+00	2.40E+00	8.60E+00	
WS	1	L7966-01	8/24/2004	Ce-144	7.00E+00	8.40E+00	2.80E+01	
WS	1	L7966-01	8/24/2004	Co-57	-6.00E-01	1.10E+00	4.00E+00	
WS	1	L7966-01	8/24/2004	Co-58	0.00E+00	1.40E+00	5.20E+00	
WS	1	L7966-01	8/24/2004	Co-60	-1.70E+00	1.90E+00	7.70E+00	
WS	1	L7966-01	8/24/2004	Cr-51	2.20E+01	1.40E+01	4.70E+01	
WS	1	L7966-01	8/24/2004	Cs-134	1.90E+00	1.60E+00	5.30E+00	
WS	1	L7966-01	8/24/2004	Cs-137	5.00E-01	1.40E+00	5.00E+00	
WS	1	L7966-01	8/24/2004	Fe-59	-5.70E+00	5.50E+00	2.20E+01	
WS	1	L7966-01	8/24/2004	I-131	3.70E+00	2.90E+00	9.60E+00	
WS	1	L7966-01	8/24/2004	K-40	2.71E+02	3.60E+01	6.80E+01	*
WS	1	L7966-01	8/24/2004	La-140	-2.90E+00	3.30E+00	1.40E+01	
WS	1	L7966-01	8/24/2004	Mn-54	-4.00E-01	1.30E+00	5.20E+00	
WS	1	L7966-01	8/24/2004	Nb-95	-1.10E+00	1.90E+00	7.20E+00	
WS	1	L7966-01	8/24/2004	Ru-103	-4.00E-01	1.60E+00	6.00E+00	
WS	1	L7966-01	8/24/2004	Ru-106	-1.70E+01	1.40E+01	5.50E+01	
WS	1	L7966-01	8/24/2004	Sb-124	-3.00E+00	4.10E+00	1.70E+01	
WS	1	L7966-01	8/24/2004	Sb-125	4.90E+00	3.70E+00	1.20E+01	
WS	1	L7966-01	8/24/2004	Se-75	6.00E-01	1.60E+00	5.70E+00	
WS	1	L7966-01	8/24/2004	Zn-65	-3.80E+00	3.60E+00	1.40E+01	
WS	1	L7966-01	8/24/2004	Zr-95	3.30E+00	2.70E+00	9.30E+00	
WS	1	L8137-01	9/21/2004	AcTh-228	4.00E+00	4.40E+00	1.50E+01	
WS	1	L8137-01	9/21/2004	Ag-108m	-5.30E-01	9.50E-01	3.50E+00	
WS	1	L8137-01	9/21/2004	Ag-110m	2.20E+00	1.40E+00	4.60E+00	
WS	1	L8137-01	9/21/2004	Ba-140	9.00E-01	2.20E+00	8.00E+00	
WS	1	L8137-01	9/21/2004	Be-7	-1.60E+01	1.10E+01	4.10E+01	
WS	1	L8137-01	9/21/2004	Ce-141	6.00E-01	2.30E+00	7.80E+00	
WS	1	L8137-01	9/21/2004	Ce-144	7.20E+00	7.20E+00	2.40E+01	
WS	1	L8137-01	9/21/2004	Co-57	-8.20E-01	9.20E-01	3.30E+00	
WS	1	L8137-01	9/21/2004	Co-58	-2.00E-01	1.20E+00	4.50E+00	
WS	1	L8137-01	9/21/2004	Co-60	-1.00E+00	1.20E+00	4.70E+00	
WS	1	L8137-01	9/21/2004	Cr-51	0.00E+00	1.20E+01	4.30E+01	
WS	1	L8137-01	9/21/2004	Cs-134	0.00E+00	1.10E+00	3.90E+00	
WS	1	L8137-01	9/21/2004	Cs-137	7.00E-01	1.00E+00	3.70E+00	
WS	1	L8137-01	9/21/2004	Fe-59	-1.50E+00	3.90E+00	1.50E+01	
WS	1	L8137-01	9/21/2004	I-131	-2.80E+00	3.50E+00	1.30E+01	
WS	1	L8137-01	9/21/2004	K-40	3.00E+02	2.80E+01	5.10E+01	*
WS	1	L8137-01	9/21/2004	La-140	1.10E+00	2.50E+00	9.20E+00	
WS	1	L8137-01	9/21/2004	Mn-54	-1.23E+00	9.50E-01	3.80E+00	
WS	1	L8137-01	9/21/2004	Nb-95	1.10E+00	1.40E+00	4.90E+00	
WS	1	L8137-01	9/21/2004	Ru-103	-2.00E-01	1.20E+00	4.50E+00	
WS	1	L8137-01	9/21/2004	Ru-106	1.11E+01	9.80E+00	3.30E+01	
WS	1	L8137-01	9/21/2004	Sb-124	-1.70E+00	2.30E+00	9.70E+00	
WS	1	L8137-01	9/21/2004	Sb-125	-3.00E-01	2.80E+00	1.00E+01	

*** Radioactivity detected in sample (i.e., concentration > 3 X standard deviation)**
+ Minimum Detectable Concentration > Lower Limit of Detection Requirement

Seabrook Station Radiological Environmental Monitoring Program Data - 2004

Sample Type	Station	LSN	End Date	Nuclide	Conc (pCi/kg)	Std.Dev. (pCi/kg)	MDC (pCi/kg)	
WS	1	L8137-01	9/21/2004	Se-75	1.10E+00	1.40E+00	4.90E+00	
WS	1	L8137-01	9/21/2004	Zn-65	-2.50E+00	2.50E+00	9.70E+00	
WS	1	L8137-01	9/21/2004	Zr-95	2.10E+00	2.00E+00	6.80E+00	
WS	1	L8316-01	9/21/2004	H-3	-2.60E+02	3.30E+02	1.10E+03	
WS	1	L8400-01	11/1/2004	AcTh-228	-1.70E+00	5.60E+00	2.10E+01	
WS	1	L8400-01	11/1/2004	Ag-108m	1.00E-01	1.10E+00	3.90E+00	
WS	1	L8400-01	11/1/2004	Ag-110m	3.30E+00	2.00E+00	6.50E+00	
WS	1	L8400-01	11/1/2004	Ba-140	-8.00E-01	2.70E+00	1.10E+01	
WS	1	L8400-01	11/1/2004	Be-7	-1.70E+01	1.20E+01	4.90E+01	
WS	1	L8400-01	11/1/2004	Ce-141	4.00E-01	2.60E+00	8.90E+00	
WS	1	L8400-01	11/1/2004	Ce-144	-2.30E+00	8.70E+00	3.10E+01	
WS	1	L8400-01	11/1/2004	Co-57	1.10E+00	1.00E+00	3.50E+00	
WS	1	L8400-01	11/1/2004	Co-58	-4.00E-01	1.40E+00	5.50E+00	
WS	1	L8400-01	11/1/2004	Co-60	1.40E+00	1.40E+00	4.90E+00	
WS	1	L8400-01	11/1/2004	Cr-51	2.20E+01	1.50E+01	5.10E+01	
WS	1	L8400-01	11/1/2004	Cs-134	-1.10E+00	1.40E+00	5.50E+00	
WS	1	L8400-01	11/1/2004	Cs-137	1.00E-01	1.30E+00	4.90E+00	
WS	1	L8400-01	11/1/2004	Fe-59	-2.70E+00	3.70E+00	1.60E+01	
WS	1	L8400-01	11/1/2004	I-131	7.90E+00	4.40E+00	1.40E+01	
WS	1	L8400-01	11/1/2004	K-40	2.97E+02	3.60E+01	6.80E+01	*
WS	1	L8400-01	11/1/2004	La-140	-9.00E-01	3.10E+00	1.30E+01	
WS	1	L8400-01	11/1/2004	Mn-54	-1.80E+00	1.50E+00	6.00E+00	
WS	1	L8400-01	11/1/2004	Nb-95	-2.00E-01	1.50E+00	5.90E+00	
WS	1	L8400-01	11/1/2004	Ru-103	-7.00E-01	1.60E+00	5.90E+00	
WS	1	L8400-01	11/1/2004	Ru-106	3.00E+00	1.20E+01	4.30E+01	
WS	1	L8400-01	11/1/2004	Sb-124	5.60E+00	3.70E+00	1.20E+01	
WS	1	L8400-01	11/1/2004	Sb-125	-5.00E-01	3.50E+00	1.30E+01	
WS	1	L8400-01	11/1/2004	Se-75	2.00E-01	1.80E+00	6.30E+00	
WS	1	L8400-01	11/1/2004	Zn-65	-6.90E+00	3.10E+00	1.40E+01	
WS	1	L8400-01	11/1/2004	Zr-95	-4.20E+00	2.00E+00	9.20E+00	
WS	1	L8488-01	11/22/2004	AcTh-228	1.03E+01	6.00E+00	1.90E+01	
WS	1	L8488-01	11/22/2004	Ag-108m	2.00E-01	1.50E+00	5.30E+00	
WS	1	L8488-01	11/22/2004	Ag-110m	-4.00E+00	2.00E+00	9.30E+00	
WS	1	L8488-01	11/22/2004	Ba-140	-3.20E+00	1.80E+00	1.10E+01	
WS	1	L8488-01	11/22/2004	Be-7	-5.00E+00	1.40E+01	5.30E+01	
WS	1	L8488-01	11/22/2004	Ce-141	-2.70E+00	2.90E+00	1.00E+01	
WS	1	L8488-01	11/22/2004	Ce-144	1.00E+01	7.50E+00	2.50E+01	
WS	1	L8488-01	11/22/2004	Co-57	1.70E+00	1.00E+00	3.40E+00	
WS	1	L8488-01	11/22/2004	Co-58	1.90E+00	1.50E+00	5.30E+00	
WS	1	L8488-01	11/22/2004	Co-60	-4.00E-01	1.90E+00	7.70E+00	
WS	1	L8488-01	11/22/2004	Cr-51	1.00E+01	1.50E+01	5.10E+01	
WS	1	L8488-01	11/22/2004	Cs-134	-3.30E+00	1.60E+00	7.40E+00	
WS	1	L8488-01	11/22/2004	Cs-137	9.00E-01	1.30E+00	4.80E+00	
WS	1	L8488-01	11/22/2004	Fe-59	8.20E+00	6.40E+00	2.20E+01	
WS	1	L8488-01	11/22/2004	I-131	4.30E+00	4.10E+00	1.40E+01	
WS	1	L8488-01	11/22/2004	K-40	2.60E+02	4.30E+01	9.10E+01	*
WS	1	L8488-01	11/22/2004	La-140	-3.70E+00	2.10E+00	1.30E+01	
WS	1	L8488-01	11/22/2004	Mn-54	6.00E-01	1.60E+00	5.90E+00	
WS	1	L8488-01	11/22/2004	Nb-95	8.00E-01	2.30E+00	8.30E+00	
WS	1	L8488-01	11/22/2004	Ru-103	-2.10E+00	1.60E+00	6.90E+00	
WS	1	L8488-01	11/22/2004	Ru-106	-1.60E+01	1.40E+01	5.90E+01	

*** Radioactivity detected in sample (i.e., concentration > 3 X standard deviation)**
+ Minimum Detectable Concentration > Lower Limit of Detection Requirement

Seabrook Station Radiological Environmental Monitoring Program Data - 2004

Sample Type	Station	LSN	End Date	Nuclide	Conc (pCi/kg)	Std.Dev. (pCi/kg)	MDC (pCi/kg)	
WS	1	L8488-01	11/22/2004	Sb-124	-1.40E+00	5.40E+00	2.20E+01	
WS	1	L8488-01	11/22/2004	Sb-125	-5.20E+00	4.20E+00	1.70E+01	
WS	1	L8488-01	11/22/2004	Se-75	-1.50E+00	1.90E+00	7.10E+00	
WS	1	L8488-01	11/22/2004	Zn-65	-4.20E+00	3.00E+00	1.40E+01	
WS	1	L8488-01	11/22/2004	Zr-95	3.00E-01	3.00E+00	1.20E+01	
WS	1	L8634-01	12/21/2004	AcTh-228	9.80E+00	4.70E+00	1.50E+01	
WS	1	L8634-01	12/21/2004	Ag-108m	-1.10E-01	9.00E-01	3.30E+00	
WS	1	L8634-01	12/21/2004	Ag-110m	-2.20E+00	1.80E+00	6.90E+00	
WS	1	L8634-01	12/21/2004	Ba-140	1.70E+00	2.60E+00	9.50E+00	
WS	1	L8634-01	12/21/2004	Be-7	5.00E+00	1.00E+01	3.50E+01	
WS	1	L8634-01	12/21/2004	Ce-141	-1.30E+00	2.20E+00	7.60E+00	
WS	1	L8634-01	12/21/2004	Ce-144	-4.00E+00	7.00E+00	2.50E+01	
WS	1	L8634-01	12/21/2004	Co-57	9.90E-01	9.20E-01	3.10E+00	
WS	1	L8634-01	12/21/2004	Co-58	-1.40E+00	1.10E+00	4.50E+00	
WS	1	L8634-01	12/21/2004	Co-60	1.20E+00	1.10E+00	3.70E+00	
WS	1	L8634-01	12/21/2004	Cr-51	-1.20E+01	1.30E+01	4.70E+01	
WS	1	L8634-01	12/21/2004	Cs-134	-7.00E-01	1.10E+00	4.20E+00	
WS	1	L8634-01	12/21/2004	Cs-137	9.00E-01	1.10E+00	4.00E+00	
WS	1	L8634-01	12/21/2004	Fe-59	-2.20E+00	3.20E+00	1.30E+01	
WS	1	L8634-01	12/21/2004	I-131	7.40E+00	4.20E+00	1.40E+01	
WS	1	L8634-01	12/21/2004	K-40	3.20E+02	3.10E+01	5.60E+01	*
WS	1	L8634-01	12/21/2004	La-140	2.00E+00	3.00E+00	1.10E+01	
WS	1	L8634-01	12/21/2004	Mn-54	5.00E-01	1.10E+00	4.00E+00	
WS	1	L8634-01	12/21/2004	Nb-95	3.30E+00	1.40E+00	4.10E+00	
WS	1	L8634-01	12/21/2004	Ru-103	6.00E-01	1.30E+00	4.50E+00	
WS	1	L8634-01	12/21/2004	Ru-106	-1.30E+01	1.00E+01	4.00E+01	
WS	1	L8634-01	12/21/2004	Sb-124	-3.40E+00	2.90E+00	1.30E+01	
WS	1	L8634-01	12/21/2004	Sb-125	-3.90E+00	2.70E+00	1.00E+01	
WS	1	L8634-01	12/21/2004	Se-75	1.00E-01	1.50E+00	5.20E+00	
WS	1	L8634-01	12/21/2004	Zn-65	-2.90E+00	2.60E+00	1.00E+01	
WS	1	L8634-01	12/21/2004	Zr-95	-3.40E+00	2.10E+00	8.50E+00	
WS	1	L8754-01	12/21/2004	H-3	-5.00E+01	3.30E+02	1.10E+03	
WS	51	L6854-02	1/22/2004	AcTh-228	3.60E+00	5.90E+00	2.10E+01	
WS	51	L6854-02	1/22/2004	Ag-108m	1.40E+00	1.00E+00	3.40E+00	
WS	51	L6854-02	1/22/2004	Ag-110m	5.20E+00	2.20E+00	6.70E+00	
WS	51	L6854-02	1/22/2004	Ba-140	1.30E+00	2.80E+00	1.10E+01	
WS	51	L6854-02	1/22/2004	Be-7	-1.70E+01	1.10E+01	4.60E+01	
WS	51	L6854-02	1/22/2004	Ce-141	-8.40E+00	2.40E+00	9.40E+00	
WS	51	L6854-02	1/22/2004	Ce-144	6.60E+00	8.50E+00	2.90E+01	
WS	51	L6854-02	1/22/2004	Co-57	-9.00E-01	1.10E+00	3.80E+00	
WS	51	L6854-02	1/22/2004	Co-58	2.60E+00	1.50E+00	4.90E+00	
WS	51	L6854-02	1/22/2004	Co-60	2.10E+00	1.70E+00	5.60E+00	
WS	51	L6854-02	1/22/2004	Cr-51	-2.00E+00	1.30E+01	4.70E+01	
WS	51	L6854-02	1/22/2004	Cs-134	1.90E+00	1.20E+00	4.00E+00	
WS	51	L6854-02	1/22/2004	Cs-137	5.00E-01	1.30E+00	4.80E+00	
WS	51	L6854-02	1/22/2004	Fe-59	-2.10E+00	5.20E+00	2.10E+01	
WS	51	L6854-02	1/22/2004	I-131	1.90E+00	2.90E+00	1.00E+01	
WS	51	L6854-02	1/22/2004	K-40	3.23E+02	4.30E+01	8.90E+01	*
WS	51	L6854-02	1/22/2004	La-140	1.50E+00	3.20E+00	1.20E+01	
WS	51	L6854-02	1/22/2004	Mn-54	-9.00E-01	1.60E+00	6.20E+00	
WS	51	L6854-02	1/22/2004	Nb-95	1.80E+00	1.60E+00	5.50E+00	

*** Radioactivity detected in sample (i.e., concentration > 3 X standard deviation)**
+ Minimum Detectable Concentration > Lower Limit of Detection Requirement

Seabrook Station Radiological Environmental Monitoring Program Data - 2004

Sample Type	Station	LSN	End Date	Nuclide	Conc (pCi/kg)	Std.Dev. (pCi/kg)	MDC (pCi/kg)	
WS	51	L6854-02	1/22/2004	Ru-103	-7.00E-01	1.40E+00	5.50E+00	
WS	51	L6854-02	1/22/2004	Ru-106	2.10E+01	1.30E+01	4.40E+01	
WS	51	L6854-02	1/22/2004	Sb-124	-4.50E+00	3.50E+00	1.70E+01	
WS	51	L6854-02	1/22/2004	Sb-125	9.10E+00	4.00E+00	1.30E+01	
WS	51	L6854-02	1/22/2004	Se-75	-1.00E-01	1.70E+00	6.20E+00	
WS	51	L6854-02	1/22/2004	Zn-65	-7.00E-01	3.00E+00	1.20E+01	
WS	51	L6854-02	1/22/2004	Zr-95	-5.00E-01	2.70E+00	1.10E+01	
WS	51	L7004-02	2/23/2004	AcTh-228	2.30E+00	5.80E+00	2.20E+01	
WS	51	L7004-02	2/23/2004	Ag-108m	1.50E+00	1.30E+00	4.20E+00	
WS	51	L7004-02	2/23/2004	Ag-110m	-3.80E+00	2.10E+00	9.60E+00	
WS	51	L7004-02	2/23/2004	Ba-140	2.20E+00	2.70E+00	1.00E+01	
WS	51	L7004-02	2/23/2004	Be-7	-9.00E+00	1.50E+01	5.80E+01	
WS	51	L7004-02	2/23/2004	Ce-141	-4.00E-01	2.70E+00	9.50E+00	
WS	51	L7004-02	2/23/2004	Ce-144	5.90E+00	9.60E+00	3.30E+01	
WS	51	L7004-02	2/23/2004	Co-57	-1.20E+00	1.30E+00	4.80E+00	
WS	51	L7004-02	2/23/2004	Co-58	-7.00E-01	1.20E+00	5.20E+00	
WS	51	L7004-02	2/23/2004	Co-60	1.00E-01	1.90E+00	7.50E+00	
WS	51	L7004-02	2/23/2004	Cr-51	-3.00E+00	1.40E+01	5.10E+01	
WS	51	L7004-02	2/23/2004	Cs-134	-8.00E-01	2.00E+00	7.90E+00	
WS	51	L7004-02	2/23/2004	Cs-137	1.30E+00	1.50E+00	5.40E+00	
WS	51	L7004-02	2/23/2004	Fe-59	7.80E+00	5.80E+00	2.00E+01	
WS	51	L7004-02	2/23/2004	I-131	0.00E+00	3.30E+00	1.20E+01	
WS	51	L7004-02	2/23/2004	K-40	3.44E+02	5.00E+01	1.00E+02	*
WS	51	L7004-02	2/23/2004	La-140	2.50E+00	3.10E+00	1.20E+01	
WS	51	L7004-02	2/23/2004	Mn-54	1.40E+00	1.50E+00	5.30E+00	
WS	51	L7004-02	2/23/2004	Nb-95	-5.00E-01	1.70E+00	6.70E+00	
WS	51	L7004-02	2/23/2004	Ru-103	-4.70E+00	1.80E+00	7.70E+00	
WS	51	L7004-02	2/23/2004	Ru-106	-1.40E+01	1.30E+01	5.30E+01	
WS	51	L7004-02	2/23/2004	Sb-124	0.00E+00	3.40E+00	1.50E+01	
WS	51	L7004-02	2/23/2004	Sb-125	4.60E+00	3.70E+00	1.20E+01	
WS	51	L7004-02	2/23/2004	Se-75	-7.00E-01	1.80E+00	6.70E+00	
WS	51	L7004-02	2/23/2004	Zn-65	-4.30E+00	4.20E+00	1.70E+01	
WS	51	L7004-02	2/23/2004	Zr-95	3.50E+00	3.20E+00	1.10E+01	
WS	51	L7138-02	3/23/2004	AcTh-228	-2.20E+00	4.40E+00	1.70E+01	
WS	51	L7138-02	3/23/2004	Ag-108m	-2.00E+00	1.10E+00	4.40E+00	
WS	51	L7138-02	3/23/2004	Ag-110m	-1.00E+00	1.40E+00	5.50E+00	
WS	51	L7138-02	3/23/2004	Ba-140	-1.80E+00	2.80E+00	1.10E+01	
WS	51	L7138-02	3/23/2004	Be-7	3.60E+01	1.20E+01	3.70E+01	
WS	51	L7138-02	3/23/2004	Ce-141	-3.50E+00	2.40E+00	8.60E+00	
WS	51	L7138-02	3/23/2004	Ce-144	1.38E+01	8.00E+00	2.60E+01	
WS	51	L7138-02	3/23/2004	Co-57	1.60E+00	1.20E+00	3.80E+00	
WS	51	L7138-02	3/23/2004	Co-58	1.20E+00	1.20E+00	4.10E+00	
WS	51	L7138-02	3/23/2004	Co-60	5.00E-01	1.40E+00	5.20E+00	
WS	51	L7138-02	3/23/2004	Cr-51	-1.90E+01	1.40E+01	5.20E+01	
WS	51	L7138-02	3/23/2004	Cs-134	1.40E+00	1.20E+00	4.00E+00	
WS	51	L7138-02	3/23/2004	Cs-137	-1.20E+00	1.20E+00	4.70E+00	
WS	51	L7138-02	3/23/2004	Fe-59	4.70E+00	3.50E+00	1.20E+01	
WS	51	L7138-02	3/23/2004	I-131	-6.30E+00	3.70E+00	1.40E+01	
WS	51	L7138-02	3/23/2004	K-40	2.84E+02	3.00E+01	5.60E+01	*
WS	51	L7138-02	3/23/2004	La-140	-2.10E+00	3.30E+00	1.30E+01	
WS	51	L7138-02	3/23/2004	Mn-54	9.00E-01	1.10E+00	3.80E+00	

*** Radioactivity detected in sample (i.e., concentration > 3 X standard deviation)**
+ Minimum Detectable Concentration > Lower Limit of Detection Requirement

Seabrook Station Radiological Environmental Monitoring Program Data - 2004

Sample Type	Station	LSN	End Date	Nuclide	Conc (pCi/kg)	Std.Dev. (pCi/kg)	MDC (pCi/kg)	
WS	51	L7138-02	3/23/2004	Nb-95	-7.00E-01	1.40E+00	5.50E+00	
WS	51	L7138-02	3/23/2004	Ru-103	-1.60E+00	1.20E+00	4.60E+00	
WS	51	L7138-02	3/23/2004	Ru-106	1.00E+00	1.10E+01	4.10E+01	
WS	51	L7138-02	3/23/2004	Sb-124	6.50E+00	3.10E+00	9.50E+00	
WS	51	L7138-02	3/23/2004	Sb-125	-2.70E+00	3.10E+00	1.20E+01	
WS	51	L7138-02	3/23/2004	Se-75	-1.70E+00	1.60E+00	6.10E+00	
WS	51	L7138-02	3/23/2004	Zn-65	-6.20E+00	3.00E+00	1.30E+01	
WS	51	L7138-02	3/23/2004	Zr-95	-7.00E-01	1.90E+00	7.50E+00	
WS	51	L7293-02	3/23/2004	H-3	4.50E+02	3.20E+02	1.00E+03	
WS	51	L7376-02	4/28/2004	AcTh-228	2.20E+00	5.30E+00	1.90E+01	
WS	51	L7376-02	4/28/2004	Ag-108m	-5.00E-01	1.10E+00	4.30E+00	
WS	51	L7376-02	4/28/2004	Ag-110m	-4.00E-01	1.90E+00	7.40E+00	
WS	51	L7376-02	4/28/2004	Ba-140	4.70E+00	3.30E+00	1.10E+01	
WS	51	L7376-02	4/28/2004	Be-7	1.60E+01	1.20E+01	4.00E+01	
WS	51	L7376-02	4/28/2004	Ce-141	-1.70E+00	2.40E+00	8.60E+00	
WS	51	L7376-02	4/28/2004	Ce-144	6.80E+00	8.60E+00	2.90E+01	
WS	51	L7376-02	4/28/2004	Co-57	-1.40E+00	1.00E+00	3.80E+00	
WS	51	L7376-02	4/28/2004	Co-58	-2.20E+00	1.20E+00	5.50E+00	
WS	51	L7376-02	4/28/2004	Co-60	2.30E+00	1.60E+00	5.50E+00	
WS	51	L7376-02	4/28/2004	Cr-51	0.00E+00	1.30E+01	4.60E+01	
WS	51	L7376-02	4/28/2004	Cs-134	-5.00E-01	1.50E+00	5.90E+00	
WS	51	L7376-02	4/28/2004	Cs-137	0.00E+00	1.70E+00	6.10E+00	
WS	51	L7376-02	4/28/2004	Fe-59	-3.50E+00	5.00E+00	2.00E+01	
WS	51	L7376-02	4/28/2004	I-131	3.40E+00	4.00E+00	1.40E+01	
WS	51	L7376-02	4/28/2004	K-40	2.60E+02	3.70E+01	7.50E+01	*
WS	51	L7376-02	4/28/2004	La-140	5.40E+00	3.80E+00	1.30E+01	
WS	51	L7376-02	4/28/2004	Mn-54	-9.00E-01	1.30E+00	5.20E+00	
WS	51	L7376-02	4/28/2004	Nb-95	-1.70E+00	1.50E+00	6.10E+00	
WS	51	L7376-02	4/28/2004	Ru-103	-2.00E-01	1.50E+00	5.70E+00	
WS	51	L7376-02	4/28/2004	Ru-106	1.40E+01	1.30E+01	4.50E+01	
WS	51	L7376-02	4/28/2004	Sb-124	-7.30E+00	4.00E+00	1.90E+01	
WS	51	L7376-02	4/28/2004	Sb-125	5.00E-01	3.40E+00	1.20E+01	
WS	51	L7376-02	4/28/2004	Se-75	-3.00E+00	1.60E+00	6.40E+00	
WS	51	L7376-02	4/28/2004	Zn-65	2.50E+00	3.20E+00	1.20E+01	
WS	51	L7376-02	4/28/2004	Zr-95	-1.50E+00	2.70E+00	1.10E+01	
WS	51	L7495-02	5/27/2004	AcTh-228	1.60E+00	6.00E+00	2.20E+01	
WS	51	L7495-02	5/27/2004	Ag-108m	-2.00E-01	1.30E+00	4.80E+00	
WS	51	L7495-02	5/27/2004	Ag-110m	3.10E+00	2.10E+00	7.10E+00	
WS	51	L7495-02	5/27/2004	Ba-140	1.50E+00	3.30E+00	1.20E+01	
WS	51	L7495-02	5/27/2004	Be-7	0.00E+00	1.20E+01	4.40E+01	
WS	51	L7495-02	5/27/2004	Ce-141	3.00E+00	2.50E+00	8.30E+00	
WS	51	L7495-02	5/27/2004	Ce-144	-7.00E+00	8.10E+00	2.90E+01	
WS	51	L7495-02	5/27/2004	Co-57	5.00E-01	1.10E+00	3.70E+00	
WS	51	L7495-02	5/27/2004	Co-58	-1.20E+00	1.40E+00	5.60E+00	
WS	51	L7495-02	5/27/2004	Co-60	7.00E-01	1.90E+00	6.90E+00	
WS	51	L7495-02	5/27/2004	Cr-51	1.80E+01	1.40E+01	4.90E+01	
WS	51	L7495-02	5/27/2004	Cs-134	-8.00E-01	1.20E+00	5.00E+00	
WS	51	L7495-02	5/27/2004	Cs-137	1.70E+00	1.60E+00	5.50E+00	
WS	51	L7495-02	5/27/2004	Fe-59	1.12E+01	3.80E+00	8.10E+00	
WS	51	L7495-02	5/27/2004	I-131	-1.70E+00	3.30E+00	1.30E+01	
WS	51	L7495-02	5/27/2004	K-40	2.46E+02	3.80E+01	8.50E+01	*

*** Radioactivity detected in sample (i.e.; concentration > 3 X standard deviation)**
+ Minimum Detectable Concentration > Lower Limit of Detection Requirement

Seabrook Station Radiological Environmental Monitoring Program Data - 2004

Sample Type	Station	LSN	End Date	Nuclide	Conc (pCi/kg)	Std.Dev. (pCi/kg)	MDC (pCi/kg)	
WS	51	L7495-02	5/27/2004	La-140	1.70E+00	3.80E+00	1.40E+01	
WS	51	L7495-02	5/27/2004	Mn-54	1.70E+00	1.20E+00	4.10E+00	
WS	51	L7495-02	5/27/2004	Nb-95	-2.00E-01	1.40E+00	5.70E+00	
WS	51	L7495-02	5/27/2004	Ru-103	-5.00E-01	1.30E+00	5.00E+00	
WS	51	L7495-02	5/27/2004	Ru-106	5.00E+00	1.60E+01	5.90E+01	
WS	51	L7495-02	5/27/2004	Sb-124	-6.50E+00	3.80E+00	1.80E+01	
WS	51	L7495-02	5/27/2004	Sb-125	-3.10E+00	3.60E+00	1.40E+01	
WS	51	L7495-02	5/27/2004	Se-75	1.00E+00	1.60E+00	5.60E+00	
WS	51	L7495-02	5/27/2004	Zn-65	-1.40E+00	3.20E+00	1.30E+01	
WS	51	L7495-02	5/27/2004	Zr-95	8.00E-01	3.00E+00	1.10E+01	
WS	51	L7627-02	6/22/2004	AcTh-228	3.20E+00	3.50E+00	1.20E+01	
WS	51	L7627-02	6/22/2004	Ag-108m	-3.00E-01	6.40E-01	2.30E+00	
WS	51	L7627-02	6/22/2004	Ag-110m	-6.00E-01	1.20E+00	4.30E+00	
WS	51	L7627-02	6/22/2004	Ba-140	-3.20E+00	1.80E+00	7.20E+00	
WS	51	L7627-02	6/22/2004	Be-7	-5.00E+00	6.90E+00	2.50E+01	
WS	51	L7627-02	6/22/2004	Ce-141	-1.20E+00	1.30E+00	4.50E+00	
WS	51	L7627-02	6/22/2004	Ce-144	5.30E+00	4.70E+00	1.60E+01	
WS	51	L7627-02	6/22/2004	Co-57	-2.20E-01	6.00E-01	2.10E+00	
WS	51	L7627-02	6/22/2004	Co-58	-6.50E-01	7.50E-01	2.80E+00	
WS	51	L7627-02	6/22/2004	Co-60	5.20E-01	9.40E-01	3.30E+00	
WS	51	L7627-02	6/22/2004	Cr-51	-3.40E+00	7.20E+00	2.50E+01	
WS	51	L7627-02	6/22/2004	Cs-134	-8.00E-01	9.20E-01	3.40E+00	
WS	51	L7627-02	6/22/2004	Cs-137	-1.50E-01	8.00E-01	2.90E+00	
WS	51	L7627-02	6/22/2004	Fe-59	3.00E-01	2.50E+00	9.00E+00	
WS	51	L7627-02	6/22/2004	I-131	3.00E+00	1.80E+00	5.90E+00	
WS	51	L7627-02	6/22/2004	K-40	2.91E+02	2.10E+01	4.00E+01	*
WS	51	L7627-02	6/22/2004	La-140	-3.70E+00	2.10E+00	8.30E+00	
WS	51	L7627-02	6/22/2004	Mn-54	1.08E+00	7.90E-01	2.60E+00	
WS	51	L7627-02	6/22/2004	Nb-95	1.10E+00	1.00E+00	3.50E+00	
WS	51	L7627-02	6/22/2004	Ru-103	-1.49E+00	9.40E-01	3.50E+00	
WS	51	L7627-02	6/22/2004	Ru-106	1.07E+01	7.40E+00	2.40E+01	
WS	51	L7627-02	6/22/2004	Sb-124	-3.00E+00	2.00E+00	8.20E+00	
WS	51	L7627-02	6/22/2004	Sb-125	-3.20E+00	1.90E+00	7.20E+00	
WS	51	L7627-02	6/22/2004	Se-75	-6.20E-01	8.70E-01	3.10E+00	
WS	51	L7627-02	6/22/2004	Zn-65	1.80E+00	1.90E+00	6.40E+00	
WS	51	L7627-02	6/22/2004	Zr-95	9.00E-01	1.40E+00	5.00E+00	
WS	51	L7720-02	6/22/2004	H-3	1.30E+02	5.30E+02	1.70E+03	
WS	51	L7803-02	7/21/2004	AcTh-228	2.90E+00	5.70E+00	2.10E+01	
WS	51	L7803-02	7/21/2004	Ag-108m	-1.90E+00	1.30E+00	5.50E+00	
WS	51	L7803-02	7/21/2004	Ag-110m	-1.00E+00	2.10E+00	8.70E+00	
WS	51	L7803-02	7/21/2004	Ba-140	-2.20E+00	3.10E+00	1.40E+01	
WS	51	L7803-02	7/21/2004	Be-7	5.00E+00	1.40E+01	5.20E+01	
WS	51	L7803-02	7/21/2004	Ce-141	-4.40E+00	3.10E+00	1.20E+01	
WS	51	L7803-02	7/21/2004	Ce-144	7.30E+00	9.20E+00	3.20E+01	
WS	51	L7803-02	7/21/2004	Co-57	-1.87E+00	9.90E-01	3.90E+00	
WS	51	L7803-02	7/21/2004	Co-58	5.00E+00	1.90E+00	5.30E+00	
WS	51	L7803-02	7/21/2004	Co-60	5.00E-01	1.90E+00	7.30E+00	
WS	51	L7803-02	7/21/2004	Cr-51	-1.70E+01	1.60E+01	6.10E+01	
WS	51	L7803-02	7/21/2004	Cs-134	7.00E-01	1.90E+00	7.30E+00	
WS	51	L7803-02	7/21/2004	Cs-137	-1.40E+00	1.70E+00	6.90E+00	
WS	51	L7803-02	7/21/2004	Fe-59	0.00E+00	6.40E+00	2.50E+01	

*** Radioactivity detected in sample (i.e., concentration > 3 X standard deviation)**
+ Minimum Detectable Concentration > Lower Limit of Detection Requirement

Seabrook Station Radiological Environmental Monitoring Program Data - 2004

Sample Type	Station	LSN	End Date	Nuclide	Conc (pCi/kg)	Std.Dev. (pCi/kg)	MDC (pCi/kg)	
WS	51	L7803-02	7/21/2004	I-131	4.00E+00	3.90E+00	1.30E+01	
WS	51	L7803-02	7/21/2004	K-40	2.60E+02	4.30E+01	8.60E+01	*
WS	51	L7803-02	7/21/2004	La-140	-2.50E+00	3.50E+00	1.60E+01	
WS	51	L7803-02	7/21/2004	Mn-54	3.00E-01	1.60E+00	6.20E+00	
WS	51	L7803-02	7/21/2004	Nb-95	8.00E-01	1.90E+00	7.20E+00	
WS	51	L7803-02	7/21/2004	Ru-103	-1.00E+00	1.80E+00	7.10E+00	
WS	51	L7803-02	7/21/2004	Ru-106	1.50E+01	1.70E+01	5.80E+01	
WS	51	L7803-02	7/21/2004	Sb-124	-1.50E+00	4.60E+00	2.00E+01	
WS	51	L7803-02	7/21/2004	Sb-125	-2.20E+00	4.60E+00	1.80E+01	
WS	51	L7803-02	7/21/2004	Se-75	2.00E-01	1.90E+00	7.00E+00	
WS	51	L7803-02	7/21/2004	Zn-65	-2.80E+00	2.80E+00	1.30E+01	
WS	51	L7803-02	7/21/2004	Zr-95	-1.20E+00	3.40E+00	1.30E+01	
WS	51	L7966-02	8/24/2004	AcTh-228	1.04E+01	5.80E+00	1.80E+01	
WS	51	L7966-02	8/24/2004	Ag-108m	9.00E-01	1.20E+00	4.20E+00	
WS	51	L7966-02	8/24/2004	Ag-110m	4.00E-01	1.60E+00	6.20E+00	
WS	51	L7966-02	8/24/2004	Ba-140	-2.00E+00	2.90E+00	1.20E+01	
WS	51	L7966-02	8/24/2004	Be-7	4.00E+00	1.20E+01	4.40E+01	
WS	51	L7966-02	8/24/2004	Ce-141	-4.70E+00	2.40E+00	9.00E+00	
WS	51	L7966-02	8/24/2004	Ce-144	7.30E+00	9.70E+00	3.30E+01	
WS	51	L7966-02	8/24/2004	Co-57	-9.00E-01	1.20E+00	4.20E+00	
WS	51	L7966-02	8/24/2004	Co-58	1.80E+00	1.70E+00	5.80E+00	
WS	51	L7966-02	8/24/2004	Co-60	4.00E-01	1.30E+00	5.10E+00	
WS	51	L7966-02	8/24/2004	Cr-51	6.00E+00	1.20E+01	4.40E+01	
WS	51	L7966-02	8/24/2004	Cs-134	2.70E+00	1.60E+00	5.10E+00	
WS	51	L7966-02	8/24/2004	Cs-137	-1.60E+00	1.60E+00	6.30E+00	
WS	51	L7966-02	8/24/2004	Fe-59	7.30E+00	4.80E+00	1.60E+01	
WS	51	L7966-02	8/24/2004	I-131	-3.90E+00	2.50E+00	1.00E+01	
WS	51	L7966-02	8/24/2004	K-40	3.31E+02	4.00E+01	6.10E+01	*
WS	51	L7966-02	8/24/2004	La-140	-2.30E+00	3.40E+00	1.40E+01	
WS	51	L7966-02	8/24/2004	Mn-54	-2.00E+00	1.50E+00	6.10E+00	
WS	51	L7966-02	8/24/2004	Nb-95	-3.00E+00	2.10E+00	8.40E+00	
WS	51	L7966-02	8/24/2004	Ru-103	-3.20E+00	1.60E+00	6.60E+00	
WS	51	L7966-02	8/24/2004	Ru-106	0.00E+00	1.10E+01	4.30E+01	
WS	51	L7966-02	8/24/2004	Sb-124	2.20E+00	5.00E+00	1.90E+01	
WS	51	L7966-02	8/24/2004	Sb-125	-6.30E+00	3.90E+00	1.60E+01	
WS	51	L7966-02	8/24/2004	Se-75	-1.70E+00	1.80E+00	6.70E+00	
WS	51	L7966-02	8/24/2004	Zn-65	-4.20E+00	4.30E+00	1.70E+01	
WS	51	L7966-02	8/24/2004	Zr-95	-1.70E+00	2.80E+00	1.10E+01	
WS	51	L8137-02	9/20/2004	AcTh-228	-4.70E+00	4.00E+00	1.50E+01	
WS	51	L8137-02	9/20/2004	Ag-108m	-7.60E-01	9.50E-01	3.50E+00	
WS	51	L8137-02	9/20/2004	Ag-110m	1.20E+00	1.30E+00	4.40E+00	
WS	51	L8137-02	9/20/2004	Ba-140	-4.20E+00	2.10E+00	9.50E+00	
WS	51	L8137-02	9/20/2004	Be-7	7.30E+00	9.30E+00	3.20E+01	
WS	51	L8137-02	9/20/2004	Ce-141	1.10E+00	2.20E+00	7.50E+00	
WS	51	L8137-02	9/20/2004	Ce-144	1.04E+01	7.20E+00	2.40E+01	
WS	51	L8137-02	9/20/2004	Co-57	2.49E+00	9.60E-01	3.10E+00	
WS	51	L8137-02	9/20/2004	Co-58	-1.10E+00	1.20E+00	4.50E+00	
WS	51	L8137-02	9/20/2004	Co-60	-4.00E-01	1.20E+00	4.50E+00	
WS	51	L8137-02	9/20/2004	Cr-51	2.10E+01	1.30E+01	4.40E+01	
WS	51	L8137-02	9/20/2004	Cs-134	-2.50E+00	1.00E+00	4.40E+00	
WS	51	L8137-02	9/20/2004	Cs-137	1.80E+00	1.10E+00	3.40E+00	

*** Radioactivity detected in sample (i.e., concentration > 3 X standard deviation)**
+ Minimum Detectable Concentration > Lower Limit of Detection Requirement

Seabrook Station Radiological Environmental Monitoring Program Data - 2004

Sample Type	Station	LSN	End Date	Nuclide	Conc (pCi/kg)	Std.Dev. (pCi/kg)	MDC (pCi/kg)	
WS	51	L8137-02	9/20/2004	Fe-59	-2.10E+00	3.20E+00	1.30E+01	
WS	51	L8137-02	9/20/2004	I-131	8.50E+00	3.70E+00	1.20E+01	
WS	51	L8137-02	9/20/2004	K-40	2.81E+02	2.70E+01	5.20E+01	*
WS	51	L8137-02	9/20/2004	La-140	-4.80E+00	2.40E+00	1.10E+01	
WS	51	L8137-02	9/20/2004	Mn-54	0.00E+00	9.60E-01	3.60E+00	
WS	51	L8137-02	9/20/2004	Nb-95	-1.00E-01	1.30E+00	4.60E+00	
WS	51	L8137-02	9/20/2004	Ru-103	-1.80E+00	1.20E+00	4.80E+00	
WS	51	L8137-02	9/20/2004	Ru-106	1.29E+01	9.60E+00	3.20E+01	
WS	51	L8137-02	9/20/2004	Sb-124	1.00E+00	2.80E+00	1.10E+01	
WS	51	L8137-02	9/20/2004	Sb-125	-1.20E+00	2.60E+00	9.50E+00	
WS	51	L8137-02	9/20/2004	Se-75	6.00E-01	1.40E+00	4.80E+00	
WS	51	L8137-02	9/20/2004	Zn-65	-1.80E+00	2.60E+00	9.70E+00	
WS	51	L8137-02	9/20/2004	Zr-95	0.00E+00	1.90E+00	7.10E+00	
WS	51	L8316-02	9/20/2004	H-3	3.30E+02	4.60E+02	1.30E+03	
WS	51	L8400-02	11/1/2004	AcTh-228	-2.40E+00	3.50E+00	1.30E+01	
WS	51	L8400-02	11/1/2004	Ag-108m	-2.00E-01	8.50E-01	3.10E+00	
WS	51	L8400-02	11/1/2004	Ag-110m	3.30E+00	1.40E+00	4.10E+00	
WS	51	L8400-02	11/1/2004	Ba-140	-4.00E-01	2.00E+00	8.10E+00	
WS	51	L8400-02	11/1/2004	Be-7	2.00E+00	1.00E+01	3.50E+01	
WS	51	L8400-02	11/1/2004	Ce-141	2.20E+00	2.40E+00	8.20E+00	
WS	51	L8400-02	11/1/2004	Ce-144	-8.90E+00	6.90E+00	2.50E+01	
WS	51	L8400-02	11/1/2004	Co-57	-1.00E+00	9.50E-01	3.40E+00	
WS	51	L8400-02	11/1/2004	Co-58	9.00E-01	1.10E+00	3.90E+00	
WS	51	L8400-02	11/1/2004	Co-60	-1.21E+00	9.10E-01	3.90E+00	
WS	51	L8400-02	11/1/2004	Cr-51	-2.90E+01	1.20E+01	4.80E+01	
WS	51	L8400-02	11/1/2004	Cs-134	0.00E+00	1.20E+00	4.30E+00	
WS	51	L8400-02	11/1/2004	Cs-137	6.00E-01	1.10E+00	3.90E+00	
WS	51	L8400-02	11/1/2004	Fe-59	2.10E+00	3.20E+00	1.10E+01	
WS	51	L8400-02	11/1/2004	I-131	7.00E-01	3.90E+00	1.40E+01	
WS	51	L8400-02	11/1/2004	K-40	3.00E+02	2.70E+01	4.50E+01	*
WS	51	L8400-02	11/1/2004	La-140	-5.00E-01	2.30E+00	9.30E+00	
WS	51	L8400-02	11/1/2004	Mn-54	-4.00E-01	1.00E+00	3.80E+00	
WS	51	L8400-02	11/1/2004	Nb-95	-1.40E+00	1.40E+00	5.30E+00	
WS	51	L8400-02	11/1/2004	Ru-103	-1.20E+00	1.30E+00	5.00E+00	
WS	51	L8400-02	11/1/2004	Ru-106	-2.20E+00	8.90E+00	3.30E+01	
WS	51	L8400-02	11/1/2004	Sb-124	2.70E+00	2.20E+00	7.70E+00	
WS	51	L8400-02	11/1/2004	Sb-125	3.00E-01	2.90E+00	1.00E+01	
WS	51	L8400-02	11/1/2004	Se-75	-2.40E+00	1.40E+00	5.30E+00	
WS	51	L8400-02	11/1/2004	Zn-65	-5.10E+00	2.60E+00	1.00E+01	
WS	51	L8400-02	11/1/2004	Zr-95	1.40E+00	1.90E+00	6.70E+00	
WS	51	L8488-02	11/22/2004	AcTh-228	5.00E+00	4.50E+00	1.50E+01	
WS	51	L8488-02	11/22/2004	Ag-108m	1.16E+00	9.40E-01	3.20E+00	
WS	51	L8488-02	11/22/2004	Ag-110m	1.30E+00	1.50E+00	5.20E+00	
WS	51	L8488-02	11/22/2004	Ba-140	-5.00E-01	2.70E+00	1.10E+01	
WS	51	L8488-02	11/22/2004	Be-7	-2.00E+00	1.10E+01	4.10E+01	
WS	51	L8488-02	11/22/2004	Ce-141	-5.00E-01	2.70E+00	9.30E+00	
WS	51	L8488-02	11/22/2004	Ce-144	2.90E+00	8.00E+00	2.80E+01	
WS	51	L8488-02	11/22/2004	Co-57	-1.20E+00	1.00E+00	3.80E+00	
WS	51	L8488-02	11/22/2004	Co-58	1.40E+00	1.30E+00	4.40E+00	
WS	51	L8488-02	11/22/2004	Co-60	5.00E-01	1.10E+00	4.10E+00	
WS	51	L8488-02	11/22/2004	Cr-51	4.00E+00	1.30E+01	4.40E+01	

*** Radioactivity detected in sample (i.e., concentration > 3 X standard deviation)**
+ Minimum Detectable Concentration > Lower Limit of Detection Requirement

Seabrook Station Radiological Environmental Monitoring Program Data - 2004

Sample Type	Station	LSN	End Date	Nuclide	Conc (pCi/kg)	Std.Dev. (pCi/kg)	MDC (pCi/kg)	
WS	51	L8488-02	11/22/2004	Cs-134	1.50E+00	1.20E+00	3.90E+00	
WS	51	L8488-02	11/22/2004	Cs-137	-1.60E+00	1.00E+00	4.30E+00	
WS	51	L8488-02	11/22/2004	Fe-59	2.70E+00	3.10E+00	1.10E+01	
WS	51	L8488-02	11/22/2004	I-131	2.10E+00	3.90E+00	1.40E+01	
WS	51	L8488-02	11/22/2004	K-40	2.54E+02	3.10E+01	6.90E+01	*
WS	51	L8488-02	11/22/2004	La-140	-6.00E-01	3.10E+00	1.20E+01	
WS	51	L8488-02	11/22/2004	Mn-54	-2.00E-01	1.00E+00	4.00E+00	
WS	51	L8488-02	11/22/2004	Nb-95	-4.50E+00	1.30E+00	6.10E+00	
WS	51	L8488-02	11/22/2004	Ru-103	-2.00E+00	1.60E+00	6.10E+00	
WS	51	L8488-02	11/22/2004	Ru-106	-2.60E+01	1.10E+01	4.70E+01	
WS	51	L8488-02	11/22/2004	Sb-124	1.40E+00	2.60E+00	9.90E+00	
WS	51	L8488-02	11/22/2004	Sb-125	8.70E+00	3.30E+00	1.00E+01	
WS	51	L8488-02	11/22/2004	Se-75	0.00E+00	1.50E+00	5.30E+00	
WS	51	L8488-02	11/22/2004	Zn-65	-6.00E-01	2.90E+00	1.10E+01	
WS	51	L8488-02	11/22/2004	Zr-95	-4.60E+00	2.40E+00	1.00E+01	
WS	51	L8634-02	12/22/2004	AcTh-228	-3.30E+00	3.50E+00	1.40E+01	
WS	51	L8634-02	12/22/2004	Ag-108m	-8.00E-02	8.40E-01	3.00E+00	
WS	51	L8634-02	12/22/2004	Ag-110m	-1.60E+00	1.40E+00	5.50E+00	
WS	51	L8634-02	12/22/2004	Ba-140	-4.80E+00	2.60E+00	1.10E+01	
WS	51	L8634-02	12/22/2004	Be-7	6.60E+00	7.80E+00	2.70E+01	
WS	51	L8634-02	12/22/2004	Ce-141	-1.70E+00	1.90E+00	6.50E+00	
WS	51	L8634-02	12/22/2004	Ce-144	2.90E+00	6.20E+00	2.10E+01	
WS	51	L8634-02	12/22/2004	Co-57	8.00E-02	7.80E-01	2.70E+00	
WS	51	L8634-02	12/22/2004	Co-58	1.00E+00	1.10E+00	3.80E+00	
WS	51	L8634-02	12/22/2004	Co-60	-8.00E-01	1.20E+00	4.70E+00	
WS	51	L8634-02	12/22/2004	Cr-51	-1.15E+01	9.50E+00	3.50E+01	
WS	51	L8634-02	12/22/2004	Cs-134	6.00E-01	1.00E+00	3.70E+00	
WS	51	L8634-02	12/22/2004	Cs-137	3.00E-01	1.00E+00	3.60E+00	
WS	51	L8634-02	12/22/2004	Fe-59	-4.90E+00	3.30E+00	1.40E+01	
WS	51	L8634-02	12/22/2004	I-131	-3.40E+00	2.90E+00	1.10E+01	
WS	51	L8634-02	12/22/2004	K-40	2.31E+02	2.80E+01	6.80E+01	*
WS	51	L8634-02	12/22/2004	La-140	-5.60E+00	3.00E+00	1.30E+01	
WS	51	L8634-02	12/22/2004	Mn-54	-2.00E-02	9.20E-01	3.40E+00	
WS	51	L8634-02	12/22/2004	Nb-95	-3.00E-01	1.50E+00	5.40E+00	
WS	51	L8634-02	12/22/2004	Ru-103	1.00E-01	1.10E+00	3.90E+00	
WS	51	L8634-02	12/22/2004	Ru-106	-3.20E+00	8.80E+00	3.20E+01	
WS	51	L8634-02	12/22/2004	Sb-124	-4.60E+00	2.40E+00	1.10E+01	
WS	51	L8634-02	12/22/2004	Sb-125	-3.00E-01	2.50E+00	8.90E+00	
WS	51	L8634-02	12/22/2004	Se-75	-1.30E+00	1.20E+00	4.40E+00	
WS	51	L8634-02	12/22/2004	Zn-65	-3.10E+00	2.60E+00	1.00E+01	
WS	51	L8634-02	12/22/2004	Zr-95	-3.00E-01	1.80E+00	6.60E+00	
WS	51	L8754-02	12/22/2004	H-3	-1.10E+02	3.30E+02	1.10E+03	

*** Radioactivity detected in sample (i.e., concentration > 3 X standard deviation)**
+ Minimum Detectable Concentration > Lower Limit of Detection Requirement