SOUTHWEST RESEARCH INSTITUTE
NUCLEAR PROJECT
CLIENT: Division 20
WORK ORDER: 23452
SDG: 216253 (ANC-0A-1)
VTSR: November 18, 2002
PROJECT#: 06002.01.071

FINAL REPORT

SOUTHWEST RESEARCH INSTITUTE

SAMPLE ANALYSIS DATA SHEET

010001

Sample ID
ANC-0A-1

Lab Name: Southwest Research Institute

Lab Code: SwRI

Matrix: Water

Lab System ID: 216253

Client: Division 20

Date Received: 11/18/02

Project No.: 20.06002.01.071

Work Order: 23452

Analysis	Sample Result (mg/L)	Reporting Limit (mg/L)
Fluoride	0.264	0.1
Chloride	717	5.0
Nitrite-N	<5	5.0
Bromide	<0.1	0.1
Nitrate-N	0.140	0.1
Phosphate-P	<0.1	0.1
Sulfate	0.355	0.1

This report may not be reproduced except in its entirety without the written approval of SwRI.

SOUTHWEST RESEARCH INSTITUTE

DUPLICATE SUMMARY

010002

Sample ID
ANC-0A-1

Lab Name: Southwest Research Institute

Client: Division 20

Lab Code: SwRI

Date Received: 11/18/02

Matrix: Water

Project No.: 20.06002.01.071

Lab System ID: 216253

Work Order: 23452

Analysis	Sample Result (mg/L)	Duplicate Result (mg/L)	RPD
Fluoride	0.264	0.267	1.13%
Chloride	717	722	0.69%
Nitrite	<5	<5	0.00%
Bromide	<0.1	<0.1	0.00%
Nitrate	0.140	0.151	7.56%
Phosphate-P	<0.1	<0.1	0.00%
Sulfate	0.355	0.340	4.32%

This report may not be reproduced except in its entirety without the written approval of SwRI.

SOUTHWEST RESEARCH INSTITUTE

MATRIX SPIKE SUMMARY

010003

Sample ID
ANC-0A-1

Lab Name: Southwest Research Institute

Client: Division 20

Lab Code: SwRI

Date Received: 11/18/02

Matrix: Water

Project No.: 20.06002.01.071

Lab System ID: 216253

Work Order: 23452

Analysis	Sample Result (mg/L)	Spike Result (mg/L)	Spike Added (mg/L)	Recovery
Fluoride	0.264	1.16	1.00	89.6%
Chloride	717	820	100	103%
Nitrite	<5	49.0	50.0	98.0%
Bromide	<0.1	3.89	4.00	97.3%
Nitrate	0.140	0.925	0.904	86.8%
Phosphate-P	<0.1	1.91	1.91	100%
Sulfate	0.355	4.26	4.00	97.6%

This report may not be reproduced except in its entirety without the written approval of SwRI.

SOUTHWEST RESEARCH INSTITUTE

SAMPLE ANALYSIS DATA SHEET 010004

Sample ID
ANC-0A-10

Lab Name: Southwest Research Institute

Lab Code: SwRI

Matrix: Water

Lab System ID: 216254

Client: Division 20

Date Received: 11/18/02

Project No.: 20.06002.01.071

Work Order: 23452

Analysis	Sample Result (mg/L)	Reporting Limit (mg/L)
Fluoride	0.370	0.1
Chloride	810	5.0
Nitrite-N	<5	5.0
Bromide	<0.1	0.1
Nitrate-N	0.293	0.1
Phosphate-P	<0.1	0.1
Sulfate	0.296	0.1

This report may not be reproduced except in its entirety without the written approval of SwRI.

SOUTHWEST RESEARCH INSTITUTE

SAMPLE ANALYSIS DATA SHEET

010005

Sample ID
ANC-0A-2

Lab Name: Southwest Research Institute

Client: Division 20

Lab Code: SwRI

Date Received: 11/18/02

Matrix: Water

Project No.: 20.06002.01.071

Lab System ID: 216255

Work Order: 23452

Analysis	Sample Result (mg/L)	Reporting Limit (mg/L)
Fluoride	0.333	0.1
Chloride	769	5.0
Nitrite-N	<5	5.0
Bromide	<0.1	0.1
Nitrate-N	0.297	0.1
Phosphate-P	<0.1	0.1
Sulfate	0.379	0.1

This report may not be reproduced except in its entirety without the written approval of SwRI.

SOUTHWEST RESEARCH INSTITUTE

SAMPLE ANALYSIS DATA SHEET

010006

Sample ID
ANC-0A-3

Lab Name: Southwest Research Institute

Client: Division 20

Lab Code: SwRI

Date Received: 11/18/02

Matrix: Water

Project No.: 20.06002.01.071

Lab System ID: 216256

Work Order: 23452

Analysis	Sample Result (mg/L)	Reporting Limit (mg/L)
Fluoride	0.339	0.1
Chloride	733	5.0
Nitrite-N	<5	5.0
Bromide	<0.1	0.1
Nitrate-N	0.261	0.1
Phosphate-P	<0.1	0.1
Sulfate	0.223	0.1

This report may not be reproduced except in its entirety without the written approval of SwRI.

SOUTHWEST RESEARCH INSTITUTE

SAMPLE ANALYSIS DATA SHEET

010007

Sample ID
ANC-0A-4

Lab Name: Southwest Research Institute

Client: Division 20

Lab Code: SwRI

Date Received: 11/18/02

Matrix: Water

Project No.: 20.06002.01.071

Lab System ID: 216257

Work Order: 23452

Analysis	Sample Result (mg/L)	Reporting Limit (mg/L)
Fluoride	0.301	0.1
Chloride	742	5.0
Nitrite-N	<5	5.0
Bromide	<0.1	0.1
Nitrate-N	0.296	0.1
Phosphate-P	<0.1	0.1
Sulfate	0.254	0.1

This report may not be reproduced except in its entirety without the written approval of SwRI.

SOUTHWEST RESEARCH INSTITUTE

SAMPLE ANALYSIS DATA SHEET

010008

Sample ID
ANC-0A-5

Lab Name: Southwest Research Institute

Client: Division 20

Lab Code: SwRI

Date Received: 11/18/02

Matrix: Water

Project No.: 20.06002.01.071

Lab System ID: 216258

Work Order: 23452

Analysis	Sample Result (mg/L)	Reporting Limit (mg/L)
Fluoride	0.279	0.1
Chloride	785	5.0
Nitrite-N	<5	5.0
Bromide	<0.1	0.1
Nitrate-N	0.325	0.1
Phosphate-P	<0.1	0.1
Sulfate	0.306	0.1

This report may not be reproduced except in its entirety without the written approval of SwRI.

SOUTHWEST RESEARCH INSTITUTE

SAMPLE ANALYSIS DATA SHEET

010009

Sample ID
ANC-0A-6

Lab Name: Southwest Research Institute

Client: Division 20

Lab Code: SwRI

Date Received: 11/18/02

Matrix: Water

Project No.: 20.06002.01.071

Lab System ID: 216259

Work Order: 23452

Analysis	Sample Result (mg/L)	Reporting Limit (mg/L)
Fluoride	0.350	0.1
Chloride	758	5.0
Nitrite-N	<5	5.0
Bromide	<0.1	0.1
Nitrate-N	0.272	0.1
Phosphate-P	<0.1	0.1
Sulfate	0.305	0.1

This report may not be reproduced except in its entirety without the written approval of SwRI.

SOUTHWEST RESEARCH INSTITUTE

SAMPLE ANALYSIS DATA SHEET

C10C10

Sample ID
ANC-0A-7

Lab Name: Southwest Research Institute

Client: Division 20

Lab Code: SwRI

Date Received: 11/18/02

Matrix: Water

Project No.: 20.06002.01.071

Lab System ID: 216260

Work Order: 23452

Analysis	Sample Result (mg/L)	Reporting Limit (mg/L)
Fluoride	0.365	0.1
Chloride	766	5.0
Nitrite-N	<5	5.0
Bromide	<0.1	0.1
Nitrate-N	0.293	0.1
Phosphate-P	<0.1	0.1
Sulfate	0.289	0.1

This report may not be reproduced except in its entirety without the written approval of SwRI.

SOUTHWEST RESEARCH INSTITUTE

SAMPLE ANALYSIS DATA SHEET 010011

Sample ID
ANC-0A-8

Lab Name: Southwest Research Institute

Client: Division 20

Lab Code: SwRI

Date Received: 11/18/02

Matrix: Water

Project No.: 20.06002.01.071

Lab System ID: 216261

Work Order: 23452

Analysis	Sample Result (mg/L)	Reporting Limit (mg/L)
Fluoride	0.362	0.1
Chloride	792	5.0
Nitrite-N	<5	5.0
Bromide	<0.1	0.1
Nitrate-N	0.335	0.1
Phosphate-P	<0.1	0.1
Sulfate	0.350	0.1

This report may not be reproduced except in its entirety without the written approval of SwRI.

SOUTHWEST RESEARCH INSTITUTE

SAMPLE ANALYSIS DATA SHEET 010012

Sample ID
ANC-0A-9

Lab Name: Southwest Research Institute

Client: Division 20

Lab Code: SwRI

Date Received: 11/18/02

Matrix: Water

Project No.: 20.06002.01.071

Lab System ID: 216262

Work Order: 23452

Analysis	Sample Result (mg/L)	Reporting Limit (mg/L)
Fluoride	0.373	0.1
Chloride	803	5.0
Nitrite-N	<5	5.0
Bromide	<0.1	0.1
Nitrate-N	0.298	0.1
Phosphate-P	<0.1	0.1
Sulfate	0.306	0.1

This report may not be reproduced except in its entirety without the written approval of SwRI.

SOUTHWEST RESEARCH INSTITUTE

SAMPLE ANALYSIS DATA SHEET

010013

Sample ID
ANC-0B-1

Lab Name: Southwest Research Institute

Client: Division 20

Lab Code: SwRI

Date Received: 11/18/02

Matrix: Water

Project No.: 20.06002.01.071

Lab System ID: 216263

Work Order: 23452

Analysis	Sample Result (mg/L)	Reporting Limit (mg/L)
Fluoride	0.292	0.1
Chloride	722	5.0
Nitrite-N	<5	5.0
Bromide	<0.1	0.1
Nitrate-N	0.290	0.1
Phosphate-P	<0.1	0.1
Sulfate	0.298	0.1

This report may not be reproduced except in its entirety without the written approval of SwRI.

SOUTHWEST RESEARCH INSTITUTE

SAMPLE ANALYSIS DATA SHEET

010014

Sample ID
ANC-0B-10

Lab Name: Southwest Research Institute

Lab Code: SwRI

Matrix: Water

Lab System ID: 216264

Client: Division 20

Date Received: 11/18/02

Project No.: 20.06002.01.071

Work Order: 23452

Analysis	Sample Result (mg/L)	Reporting Limit (mg/L)
Fluoride	0.372	0.1
Chloride	845	5.0
Nitrite-N	<5	5.0
Bromide	<0.1	0.1
Nitrate-N	0.351	0.1
Phosphate-P	<0.1	0.1
Sulfate	0.310	0.1

This report may not be reproduced except in its entirety without the written approval of SwRI.

SOUTHWEST RESEARCH INSTITUTE

SAMPLE ANALYSIS DATA SHEET

010015

Sample ID
ANC-0B-2

Lab Name: Southwest Research Institute

Client: Division 20

Lab Code: SwRI

Date Received: 11/18/02

Matrix: Water

Project No.: 20.06002.01.071

Lab System ID: 216265

Work Order: 23452

Analysis	Sample Result (mg/L)	Reporting Limit (mg/L)
Fluoride	0.284	0.1
Chloride	745	5.0
Nitrite-N	<5	5.0
Bromide	<0.1	0.1
Nitrate-N	0.123	0.1
Phosphate-P	<0.1	0.1
Sulfate	0.479	0.1

This report may not be reproduced except in its entirety without the written approval of SwRI.

SOUTHWEST RESEARCH INSTITUTE

SAMPLE ANALYSIS DATA SHEET

010016
Sample ID
ANC-0B-3

Lab Name: Southwest Research Institute

Client: Division 20

Lab Code: SwRI

Date Received: 11/18/02

Matrix: Water

Project No.: 20.06002.01.071

Lab System ID: 216266

Work Order: 23452

Analysis	Sample Result (mg/L)	Reporting Limit (mg/L)
Fluoride	0.292	0.1
Chloride	745	5.0
Nitrite-N	<5	5.0
Bromide	<0.1	0.1
Nitrate-N	0.278	0.1
Phosphate-P	<0.1	0.1
Sulfate	0.313	0.1

This report may not be reproduced except in its entirety without the written approval of SwRI.

SOUTHWEST RESEARCH INSTITUTE

SAMPLE ANALYSIS DATA SHEET

010017

Sample ID
ANC-0B-4

Lab Name: Southwest Research Institute

Lab Code: SwRI

Matrix: Water

Lab System ID: 216267

Client: Division 20

Date Received: 11/18/02

Project No.: 20.06002.01.071

Work Order: 23452

Analysis	Sample Result (mg/L)	Reporting Limit (mg/L)
Fluoride	0.327	0.1
Chloride	747	5.0
Nitrite-N	<5	5.0
Bromide	<0.1	0.1
Nitrate-N	0.314	0.1
Phosphate-P	<0.1	0.1
Sulfate	0.250	0.1

This report may not be reproduced except in its entirety without the written approval of SwRI.

SOUTHWEST RESEARCH INSTITUTE

SAMPLE ANALYSIS DATA SHEET

010018

Sample ID

ANC-0B-5

Lab Name: Southwest Research Institute

Client: Division 20

Lab Code: SwRI

Date Received: 11/18/02

Matrix: Water

Project No.: 20.06002.01.071

Lab System ID: 216268

Work Order: 23452

Analysis	Sample Result (mg/L)	Reporting Limit (mg/L)
Fluoride	0.303	0.1
Chloride	759	5.0
Nitrite-N	<5	5.0
Bromide	<0.1	0.1
Nitrate-N	0.290	0.1
Phosphate-P	<0.1	0.1
Sulfate	0.235	0.1

This report may not be reproduced except in its entirety without the written approval of SwRI.

SOUTHWEST RESEARCH INSTITUTE

SAMPLE ANALYSIS DATA SHEET

010019

Sample ID
ANC-0B-6

Lab Name: Southwest Research Institute

Lab Code: SwRI

Matrix: Water

Lab System ID: 216269

Client: Division 20

Date Received: 11/18/02

Project No.: 20.06002.01.071

Work Order: 23452

Analysis	Sample Result (mg/L)	Reporting Limit (mg/L)
Fluoride	0.339	0.1
Chloride	781	5.0
Nitrite-N	<5	5.0
Bromide	<0.1	0.1
Nitrate-N	0.266	0.1
Phosphate-P	<0.1	0.1
Sulfate	0.266	0.1

This report may not be reproduced except in its entirety without the written approval of SwRI.

SOUTHWEST RESEARCH INSTITUTE

SAMPLE ANALYSIS DATA SHEET

010020

Sample ID
ANC-0B-7

Lab Name: Southwest Research Institute

Client: Division 20

Lab Code: SwRI

Date Received: 11/18/02

Matrix: Water

Project No.: 20.06002.01.071

Lab System ID: 216270

Work Order: 23452

Analysis	Sample Result (mg/L)	Reporting Limit (mg/L)
Fluoride	0.360	0.1
Chloride	785	5.0
Nitrite-N	<5	5.0
Bromide	<0.1	0.1
Nitrate-N	0.295	0.1
Phosphate-P	<0.1	0.1
Sulfate	0.238	0.1

This report may not be reproduced except in its entirety without the written approval of SwRI.

SOUTHWEST RESEARCH INSTITUTE

SAMPLE ANALYSIS DATA SHEET

010021

Sample ID
ANC-0B-8

Lab Name: Southwest Research Institute

Client: Division 20

Lab Code: SwRI

Date Received: 11/18/02

Matrix: Water

Project No.: 20.06002.01.071

Lab System ID: 216271

Work Order: 23452

Analysis	Sample Result (mg/L)	Reporting Limit (mg/L)
Fluoride	0.326	0.1
Chloride	801	5.0
Nitrite-N	<5	5.0
Bromide	<0.1	0.1
Nitrate-N	0.290	0.1
Phosphate-P	<0.1	0.1
Sulfate	0.305	0.1

This report may not be reproduced except in its entirety without the written approval of SwRI.

SOUTHWEST RESEARCH INSTITUTE

SAMPLE ANALYSIS DATA SHEET 010022

Sample ID
ANC-0B-9

Lab Name: Southwest Research Institute

Client: Division 20

Lab Code: SwRI

Date Received: 11/18/02

Matrix: Water

Project No.: 20.06002.01.071

Lab System ID: 216272

Work Order: 23452

Analysis	Sample Result (mg/L)	Reporting Limit (mg/L)
Fluoride	0.358	0.1
Chloride	819	5.0
Nitrite-N	<5	5.0
Bromide	<0.1	0.1
Nitrate-N	0.304	0.1
Phosphate-P	<0.1	0.1
Sulfate	0.238	0.1

This report may not be reproduced except in its entirety without the written approval of SwRI.

SOUTHWEST RESEARCH INSTITUTE

SAMPLE ANALYSIS DATA SHEET 010023

Sample ID
ANC-1A-1

Lab Name: Southwest Research Institute

Client: Division 20

Lab Code: SwRI

Date Received: 11/18/02

Matrix: Water

Project No.: 20.06002.01.071

Lab System ID: 216273

Work Order: 23452

Analysis	Sample Result (mg/L)	Reporting Limit (mg/L)
Fluoride	<0.1	0.1
Chloride	713	5.0
Nitrite-N	<5	5.0
Bromide	<0.1	0.1
Nitrate-N	0.414	0.1
Phosphate-P	<0.1	0.1
Sulfate	<0.1	0.1

This report may not be reproduced except in its entirety without the written approval of SwRI.

SOUTHWEST RESEARCH INSTITUTE

DUPLICATE SUMMARY

010024

Sample ID
ANC-1A-1

Lab Name: Southwest Research Institute

Client: Division 20

Lab Code: SwRI

Date Received: 11/18/02

Matrix: Water

Project No.: 20.06002.01.071

Lab System ID: 216273

Work Order: 23452

Analysis	Sample Result (mg/L)	Duplicate Result (mg/L)	RPD
Fluoride	<0.1	<0.1	0.00%
Chloride	713	713	0.00%
Nitrite	<5	<5	0.00%
Bromide	<0.1	<0.1	0.00%
Nitrate	0.414	0.409	1.22%
Phosphate-P	<0.1	<0.1	0.00%
Sulfate	<0.1	<0.1	0.00%

This report may not be reproduced except in its entirety without the written approval of SwRI.

SOUTHWEST RESEARCH INSTITUTE

MATRIX SPIKE SUMMARY

010025

Sample ID
ANC-1A-1

Lab Name: Southwest Research Institute

Client: Division 20

Lab Code: SwRI

Date Received: 11/18/02

Matrix: Water

Project No.: 20.06002.01.071

Lab System ID: 216273

Work Order: 23452

Analysis	Sample Result (mg/L)	Spike Result (mg/L)	Spike Added (mg/L)	Recovery
Fluoride	<0.1	0.896	1.00	89.6%
Chloride	713	811	100.00	98.0%
Nitrite	<5	46.9	50.0	93.8%
Bromide	<0.1	4.39	4.00	110%
Nitrate	0.414	1.21	0.904	88.1%
Phosphate-P	<0.1	1.81	1.91	94.8%
Sulfate	<0.1	3.91	4.00	97.8%

This report may not be reproduced except in its entirety without the written approval of SwRI.

SOUTHWEST RESEARCH INSTITUTE

SAMPLE ANALYSIS DATA SHEET 010026

Sample ID
ANC-1A-2

Lab Name: Southwest Research Institute

Lab Code: SwRI

Matrix: Water

Lab System ID: 216274

Client: Division 20

Date Received: 11/18/02

Project No.: 20.06002.01.071

Work Order: 23452

Analysis	Sample Result (mg/L)	Reporting Limit (mg/L)
Fluoride	<0.1	0.1
Chloride	815	5.0
Nitrite-N	<5	5.0
Bromide	<0.1	0.1
Nitrate-N	<0.1	0.1
Phosphate-P	<0.1	0.1
Sulfate	<0.1	0.1

This report may not be reproduced except in its entirety without the written approval of SwRI.

SOUTHWEST RESEARCH INSTITUTE

SAMPLE ANALYSIS DATA SHEET 010027

Sample ID
ANC-1A-3

Lab Name: Southwest Research Institute

Lab Code: SwRI

Matrix: Water

Lab System ID: 216275

Client: Division 20

Date Received: 11/18/02

Project No.: 20.06002.01.071

Work Order: 23452

Analysis	Sample Result (mg/L)	Reporting Limit (mg/L)
Fluoride	<0.1	0.1
Chloride	676	5.0
Nitrite-N	<5	5.0
Bromide	<0.1	0.1
Nitrate-N	0.246	0.1
Phosphate-P	<0.1	0.1
Sulfate	<0.1	0.1

This report may not be reproduced except in its entirety without the written approval of SwRI.

SOUTHWEST RESEARCH INSTITUTE

SAMPLE ANALYSIS DATA SHEET 010028

Sample ID
ANC-1A-4

Lab Name: Southwest Research Institute

Lab Code: SwRI

Matrix: Water

Lab System ID: 216276

Client: Division 20

Date Received: 11/18/02

Project No.: 20.06002.01.071

Work Order: 23452

Analysis	Sample Result (mg/L)	Reporting Limit (mg/L)
Fluoride	<0.1	0.1
Chloride	730	5.0
Nitrite-N	<5	5.0
Bromide	<0.1	0.1
Nitrate-N	0.122	0.1
Phosphate-P	<0.1	0.1
Sulfate	<0.1	0.1

This report may not be reproduced except in its entirety without the written approval of SwRI.

SOUTHWEST RESEARCH INSTITUTE

SAMPLE ANALYSIS DATA SHEET 010029

Sample ID
ANC-1A-5

Lab Name: Southwest Research Institute

Client: Division 20

Lab Code: SwRI

Date Received: 11/18/02

Matrix: Water

Project No.: 20.06002.01.071

Lab System ID: 216277

Work Order: 23452

Analysis	Sample Result (mg/L)	Reporting Limit (mg/L)
Fluoride	<0.1	0.1
Chloride	771	5.0
Nitrite-N	<5	5.0
Bromide	<0.1	0.1
Nitrate-N	0.159	0.1
Phosphate-P	<0.1	0.1
Sulfate	<0.1	0.1

This report may not be reproduced except in its entirety without the written approval of SwRI.

SOUTHWEST RESEARCH INSTITUTE

SAMPLE ANALYSIS DATA SHEET 010030

Sample ID
ANC-1A-6

Lab Name: Southwest Research Institute

Client: Division 20

Lab Code: SwRI

Date Received: 11/18/02

Matrix: Water

Project No.: 20.06002.01.071

Lab System ID: 216278

Work Order: 23452

Analysis	Sample Result (mg/L)	Reporting Limit (mg/L)
Fluoride	<0.1	0.1
Chloride	760	5.0
Nitrite-N	<5	5.0
Bromide	<0.1	0.1
Nitrate-N	0.122	0.1
Phosphate-P	<0.1	0.1
Sulfate	<0.1	0.1

This report may not be reproduced except in its entirety without the written approval of SwRI.

SOUTHWEST RESEARCH INSTITUTE

SAMPLE ANALYSIS DATA SHEET

010031

Sample ID
ANC-1A-7

Lab Name: Southwest Research Institute

Lab Code: SwRI

Matrix: Water

Lab System ID: 216279

Client: Division 20

Date Received: 11/18/02

Project No.: 20.06002.01.071

Work Order: 23452

Analysis	Sample Result (mg/L)	Reporting Limit (mg/L)
Fluoride	<0.1	0.1
Chloride	719	5.0
Nitrite-N	<5	5.0
Bromide	<0.1	0.1
Nitrate-N	0.223	0.1
Phosphate-P	<0.1	0.1
Sulfate	<0.1	0.1

This report may not be reproduced except in its entirety without the written approval of SwRI.

SOUTHWEST RESEARCH INSTITUTE

SAMPLE ANALYSIS DATA SHEET 010032

Sample ID
ANC-1A-8

Lab Name: Southwest Research Institute

Client: Division 20

Lab Code: SwRI

Date Received: 11/18/02

Matrix: Water

Project No.: 20.06002.01.071

Lab System ID: 216280

Work Order: 23452

Analysis	Sample Result (mg/L)	Reporting Limit (mg/L)
Fluoride	<0.1	0.1
Chloride	772	5.0
Nitrite-N	<5	5.0
Bromide	<0.1	0.1
Nitrate-N	0.935	0.1
Phosphate-P	<0.1	0.1
Sulfate	4.63	0.1

This report may not be reproduced except in its entirety without the written approval of SwRI.

SOUTHWEST RESEARCH INSTITUTE

SAMPLE ANALYSIS DATA SHEET 010033

Sample ID
ANC-7A-1

Lab Name: Southwest Research Institute

Client: Division 20

Lab Code: SwRI

Date Received: 11/18/02

Matrix: Water

Project No.: 20.06002.01.071

Lab System ID: 216281

Work Order: 23452

Analysis	Sample Result (mg/L)	Reporting Limit (mg/L)
Fluoride	0.313	0.1
Chloride	736	5.0
Nitrite-N	<5	5.0
Bromide	<0.1	0.1
Nitrate-N	0.100	0.1
Phosphate-P	<0.1	0.1
Sulfate	0.377	0.1

This report may not be reproduced except in its entirety without the written approval of SwRI.

SOUTHWEST RESEARCH INSTITUTE

SAMPLE ANALYSIS DATA SHEET 010034

Sample ID
ANC-7A-10

Lab Name: Southwest Research Institute

Client: Division 20

Lab Code: SwRI

Date Received: 11/18/02

Matrix: Water

Project No.: 20.06002.01.071

Lab System ID: 216282

Work Order: 23452

Analysis	Sample Result (mg/L)	Reporting Limit (mg/L)
Fluoride	0.316	0.1
Chloride	847	5.0
Nitrite-N	<5	5.0
Bromide	<0.1	0.1
Nitrate-N	0.225	0.1
Phosphate-P	<0.1	0.1
Sulfate	0.305	0.1

This report may not be reproduced except in its entirety without the written approval of SwRI.

SOUTHWEST RESEARCH INSTITUTE

SAMPLE ANALYSIS DATA SHEET 010035

Sample ID
ANC-7A-2

Lab Name: Southwest Research Institute

Client: Division 20

Lab Code: SwRI

Date Received: 11/18/02

Matrix: Water

Project No.: 20.06002.01.071

Lab System ID: 216283

Work Order: 23452

Analysis	Sample Result (mg/L)	Reporting Limit (mg/L)
Fluoride	0.308	0.1
Chloride	742	5.0
Nitrite-N	<5	5.0
Bromide	<0.1	0.1
Nitrate-N	<0.1	0.1
Phosphate-P	<0.1	0.1
Sulfate	0.543	0.1

This report may not be reproduced except in its entirety without the written approval of SwRI.

SOUTHWEST RESEARCH INSTITUTE

SAMPLE ANALYSIS DATA SHEET

010036

Sample ID
ANC-7A-3

Lab Name: Southwest Research Institute

Client: Division 20

Lab Code: SwRI

Date Received: 11/18/02

Matrix: Water

Project No.: 20.06002.01.071

Lab System ID: 216284

Work Order: 23452

Analysis	Sample Result (mg/L)	Reporting Limit (mg/L)
Fluoride	0.342	0.1
Chloride	739	5.0
Nitrite-N	<5	5.0
Bromide	<0.1	0.1
Nitrate-N	0.165	0.1
Phosphate-P	<0.1	0.1
Sulfate	0.244	0.1

This report may not be reproduced except in its entirety without the written approval of SwRI.

SOUTHWEST RESEARCH INSTITUTE

SAMPLE ANALYSIS DATA SHEET 010037

Sample ID
ANC-7A-4

Lab Name: Southwest Research Institute

Client: Division 20

Lab Code: SwRI

Date Received: 11/18/02

Matrix: Water

Project No.: 20.06002.01.071

Lab System ID: 216285

Work Order: 23452

Analysis	Sample Result (mg/L)	Reporting Limit (mg/L)
Fluoride	0.319	0.1
Chloride	753	5.0
Nitrite-N	<5	5.0
Bromide	<0.1	0.1
Nitrate-N	0.179	0.1
Phosphate-P	<0.1	0.1
Sulfate	0.285	0.1

This report may not be reproduced except in its entirety without the written approval of SwRI.

SOUTHWEST RESEARCH INSTITUTE

SAMPLE ANALYSIS DATA SHEET 010038

Sample ID
ANC-7A-5

Lab Name: Southwest Research Institute

Client: Division 20

Lab Code: SwRI

Date Received: 11/18/02

Matrix: Water

Project No.: 20.06002.01.071

Lab System ID: 216286

Work Order: 23452

Analysis	Sample Result (mg/L)	Reporting Limit (mg/L)
Fluoride	0.321	0.1
Chloride	769	5.0
Nitrite-N	<5	5.0
Bromide	<0.1	0.1
Nitrate-N	0.272	0.1
Phosphate-P	<0.1	0.1
Sulfate	0.307	0.1

This report may not be reproduced except in its entirety without the written approval of SwRI.

SOUTHWEST RESEARCH INSTITUTE

SAMPLE ANALYSIS DATA SHEET 010039

Sample ID
ANC-7A-6

Lab Name: Southwest Research Institute

Client: Division 20

Lab Code: SwRI

Date Received: 11/18/02

Matrix: Water

Project No.: 20.06002.01.071

Lab System ID: 216287

Work Order: 23452

Analysis	Sample Result (mg/L)	Reporting Limit (mg/L)
Fluoride	0.365	0.1
Chloride	788	5.0
Nitrite-N	<5	5.0
Bromide	<0.1	0.1
Nitrate-N	0.176	0.1
Phosphate-P	<0.1	0.1
Sulfate	0.328	0.1

This report may not be reproduced except in its entirety without the written approval of SwRI.

SOUTHWEST RESEARCH INSTITUTE

SAMPLE ANALYSIS DATA SHEET 010040

Sample ID
ANC-7A-7

Lab Name: Southwest Research Institute

Client: Division 20

Lab Code: SwRI

Date Received: 11/18/02

Matrix: Water

Project No.: 20.06002.01.071

Lab System ID: 216288

Work Order: 23452

Analysis	Sample Result (mg/L)	Reporting Limit (mg/L)
Fluoride	0.365	0.1
Chloride	764	5.0
Nitrite-N	<5	5.0
Bromide	<0.1	0.1
Nitrate-N	0.216	0.1
Phosphate-P	<0.1	0.1
Sulfate	0.334	0.1

This report may not be reproduced except in its entirety without the written approval of SwRI.

SOUTHWEST RESEARCH INSTITUTE

SAMPLE ANALYSIS DATA SHEET 010041

Sample ID
ANC-7A-8

Lab Name: Southwest Research Institute

Client: Division 20

Lab Code: SwRI

Date Received: 11/18/02

Matrix: Water

Project No.: 20.06002.01.071

Lab System ID: 216289

Work Order: 23452

Analysis	Sample Result (mg/L)	Reporting Limit (mg/L)
Fluoride	0.360	0.1
Chloride	783	5.0
Nitrite-N	<5	5.0
Bromide	<0.1	0.1
Nitrate-N	0.235	0.1
Phosphate-P	<0.1	0.1
Sulfate	0.358	0.1

This report may not be reproduced except in its entirety without the written approval of SwRI.

SOUTHWEST RESEARCH INSTITUTE

SAMPLE ANALYSIS DATA SHEET

010042

Sample ID
ANC-7A-9

Lab Name: Southwest Research Institute

Client: Division 20

Lab Code: SwRI

Date Received: 11/18/02

Matrix: Water

Project No.: 20.06002.01.071

Lab System ID: 216290

Work Order: 23452

Analysis	Sample Result (mg/L)	Reporting Limit (mg/L)
Fluoride	0.396	0.1
Chloride	810	5.0
Nitrite-N	<5	5.0
Bromide	<0.1	0.1
Nitrate-N	0.195	0.1
Phosphate-P	<0.1	0.1
Sulfate	0.644	0.1

This report may not be reproduced except in its entirety without the written approval of SwRI.

SOUTHWEST RESEARCH INSTITUTE

SAMPLE ANALYSIS DATA SHEET

010043

Sample ID
ANC-7B-1

Lab Name: Southwest Research Institute

Client: Division 20

Lab Code: SwRI

Date Received: 11/18/02

Matrix: Water

Project No.: 20.06002.01.071

Lab System ID: 216291

Work Order: 23452

Analysis	Sample Result (mg/L)	Reporting Limit (mg/L)
Fluoride	0.318	0.1
Chloride	733	5.0
Nitrite-N	<5	5.0
Bromide	<0.1	0.1
Nitrate-N	0.159	0.1
Phosphate-P	<0.1	0.1
Sulfate	0.236	0.1

This report may not be reproduced except in its entirety without the written approval of SwRI.

SOUTHWEST RESEARCH INSTITUTE

SAMPLE ANALYSIS DATA SHEET

010044

Sample ID

ANC-7B-10

Lab Name: Southwest Research Institute

Client: Division 20

Lab Code: SwRI

Date Received: 11/18/02

Matrix: Water

Project No.: 20.06002.01.071

Lab System ID: 216292

Work Order: 23452

Analysis	Sample Result (mg/L)	Reporting Limit (mg/L)
Fluoride	0.390	0.1
Chloride	822	5.0
Nitrite-N	<5	5.0
Bromide	<0.1	0.1
Nitrate-N	0.222	0.1
Phosphate-P	<0.1	0.1
Sulfate	0.283	0.1

This report may not be reproduced except in its entirety without the written approval of SwRI.

SOUTHWEST RESEARCH INSTITUTE

SAMPLE ANALYSIS DATA SHEET **010045**

Sample ID
ANC-7B-2

Lab Name: Southwest Research Institute

Lab Code: SwRI

Matrix: Water

Lab System ID: 216293

Client: Division 20

Date Received: 11/18/02

Project No.: 20.06002.01.071

Work Order: 23452

Analysis	Sample Result (mg/L)	Reporting Limit (mg/L)
Fluoride	0.288	0.1
Chloride	719	5.0
Nitrite-N	<5	5.0
Bromide	<0.1	0.1
Nitrate-N	0.199	0.1
Phosphate-P	<0.1	0.1
Sulfate	0.372	0.1

This report may not be reproduced except in its entirety without the written approval of SwRI.

SOUTHWEST RESEARCH INSTITUTE

DUPLICATE SUMMARY

010046

Sample ID
ANC-7B-2

Lab Name: Southwest Research Institute

Client: Division 20

Lab Code: SwRI

Date Received: 11/18/02

Matrix: Water

Project No.: 20.06002.01.071

Lab System ID: 216293

Work Order: 23452

Analysis	Sample Result (mg/L)	Duplicate Result (mg/L)	RPD
Fluoride	NA	NA	NA
Chloride	719	722	0.42%
Nitrite	<5	<5	0.00%
Bromide	NA	NA	NA
Nitrate	NA	NA	NA
Phosphate-P	NA	NA	NA
Sulfate	NA	NA	NA

This report may not be reproduced except in its entirety without the written approval of SwRI.

SOUTHWEST RESEARCH INSTITUTE

MATRIX SPIKE SUMMARY 010047

Sample ID
ANC-7B-2

Lab Name: Southwest Research Institute

Client: Division 20

Lab Code: SwRI

Date Received: 11/18/02

Matrix: Water

Project No.: 20.06002.01.071

Lab System ID: 216293

Work Order: 23452

Analysis	Sample Result (mg/L)	Spike Result (mg/L)	Spike Added (mg/L)	Recovery
Fluoride	NA	NA	NA	NA
Chloride	719	817	100	98.0%
Nitrite	<5	45.4	50.0	90.8%
Bromide	NA	NA	NA	NA
Nitrate	NA	NA	NA	NA
Phosphate-P	NA	NA	NA	NA
Sulfate	NA	NA	NA	NA

This report may not be reproduced except in its entirety without the written approval of SwRI.

SOUTHWEST RESEARCH INSTITUTE

SAMPLE ANALYSIS DATA SHEET 010048

Sample ID
ANC-7B-3

Lab Name: Southwest Research Institute

Client: Division 20

Lab Code: SwRI

Date Received: 11/18/02

Matrix: Water

Project No.: 20.06002.01.071

Lab System ID: 216294

Work Order: 23452

Analysis	Sample Result (mg/L)	Reporting Limit (mg/L)
Fluoride	0.335	0.1
Chloride	710	5.0
Nitrite-N	<5	5.0
Bromide	<0.1	0.1
Nitrate-N	0.202	0.1
Phosphate-P	<0.1	0.1
Sulfate	0.297	0.1

This report may not be reproduced except in its entirety without the written approval of SwRI.

SOUTHWEST RESEARCH INSTITUTE

010049

DUPLICATE SUMMARY

Sample ID
ANC-7B-3

Lab Name: Southwest Research Institute

Client: Division 20

Lab Code: SwRI

Date Received: 11/18/02

Matrix: Water

Project No.: 20.06002.01.071

Lab System ID: 216294

Work Order: 23452

Analysis	Sample Result (mg/L)	Duplicate Result (mg/L)	RPD
Fluoride	0.335	0.336	0.30%
Chloride	NA	NA	NA
Nitrite	NA	NA	NA
Bromide	<0.1	<0.1	0.00%
Nitrate	0.202	0.190	6.12%
Phosphate-P	<0.1	<0.1	0.00%
Sulfate	0.297	0.319	7.14%

This report may not be reproduced except in its entirety without the written approval of SwRI.

SOUTHWEST RESEARCH INSTITUTE

MATRIX SPIKE SUMMARY

010050

Sample ID
ANC-7B-3

Lab Name: Southwest Research Institute

Client: Division 20

Lab Code: SwRI

Date Received: 11/18/02

Matrix: Water

Project No.: 20.06002.01.071

Lab System ID: 216294

Work Order: 23452

Analysis	Sample Result (mg/L)	Spike Result (mg/L)	Spike Added (mg/L)	Recovery
Fluoride	0.335	1.26	1.00	92.5%
Chloride	NA	NA	NA	NA
Nitrite	NA	NA	NA	NA
Bromide	<0.1	4.05	4.00	101%
Nitrate	0.202	1.00	1.00	79.8%
Phosphate-P	<0.1	1.90	1.91	99.5%
Sulfate	0.297	4.49	4.00	105%

This report may not be reproduced except in its entirety without the written approval of SwRI.

SOUTHWEST RESEARCH INSTITUTE

SAMPLE ANALYSIS DATA SHEET **010051**

Sample ID
ANC-7B-4

Lab Name: Southwest Research Institute

Client: Division 20

Lab Code: SwRI

Date Received: 11/18/02

Matrix: Water

Project No.: 20.06002.01.071

Lab System ID: 216295

Work Order: 23452

Analysis	Sample Result (mg/L)	Reporting Limit (mg/L)
Fluoride	0.364	0.1
Chloride	756	5.0
Nitrite-N	<5	5.0
Bromide	<0.1	0.1
Nitrate-N	0.219	0.1
Phosphate-P	<0.1	0.1
Sulfate	0.298	0.1

This report may not be reproduced except in its entirety without the written approval of SwRI.

SOUTHWEST RESEARCH INSTITUTE

SAMPLE ANALYSIS DATA SHEET 010052

Sample ID
ANC-7B-5

Lab Name: Southwest Research Institute

Client: Division 20

Lab Code: SwRI

Date Received: 11/18/02

Matrix: Water

Project No.: 20.06002.01.071

Lab System ID: 216296

Work Order: 23452

Analysis	Sample Result (mg/L)	Reporting Limit (mg/L)
Fluoride	0.340	0.1
Chloride	746	5.0
Nitrite-N	<5	5.0
Bromide	<0.1	0.1
Nitrate-N	0.171	0.1
Phosphate-P	<0.1	0.1
Sulfate	0.306	0.1

This report may not be reproduced except in its entirety without the written approval of SwRI.

SOUTHWEST RESEARCH INSTITUTE

SAMPLE ANALYSIS DATA SHEET

010053

Sample ID
ANC-7B-6

Lab Name: Southwest Research Institute

Lab Code: SwRI

Matrix: Water

Lab System ID: 216297

Client: Division 20

Date Received: 11/18/02

Project No.: 20.06002.01.071

Work Order: 23452

Analysis	Sample Result (mg/L)	Reporting Limit (mg/L)
Fluoride	0.344	0.1
Chloride	873	5.0
Nitrite-N	<5	5.0
Bromide	<0.1	0.1
Nitrate-N	0.231	0.1
Phosphate-P	<0.1	0.1
Sulfate	0.344	0.1

This report may not be reproduced except in its entirety without the written approval of SwRI.

SOUTHWEST RESEARCH INSTITUTE

SAMPLE ANALYSIS DATA SHEET 010054

Sample ID
ANC-7B-7

Lab Name: Southwest Research Institute

Client: Division 20

Lab Code: SwRI

Date Received: 11/18/02

Matrix: Water

Project No.: 20.06002.01.071

Lab System ID: 216298

Work Order: 23452

Analysis	Sample Result (mg/L)	Reporting Limit (mg/L)
Fluoride	0.304	0.1
Chloride	805	5.0
Nitrite-N	<5	5.0
Bromide	<0.1	0.1
Nitrate-N	0.206	0.1
Phosphate-P	<0.1	0.1
Sulfate	0.396	0.1

This report may not be reproduced except in its entirety without the written approval of SwRI.

SOUTHWEST RESEARCH INSTITUTE

SAMPLE ANALYSIS DATA SHEET **010055**

Sample ID
ANC-7B-8

Lab Name: Southwest Research Institute

Client: Division 20

Lab Code: SwRI

Date Received: 11/18/02

Matrix: Water

Project No.: 20.06002.01.071

Lab System ID: 216299

Work Order: 23452

Analysis	Sample Result (mg/L)	Reporting Limit (mg/L)
Fluoride	0.350	0.1
Chloride	797	5.0
Nitrite-N	<5	5.0
Bromide	<0.1	0.1
Nitrate-N	0.197	0.1
Phosphate-P	<0.1	0.1
Sulfate	0.382	0.1

This report may not be reproduced except in its entirety without the written approval of SwRI.

SOUTHWEST RESEARCH INSTITUTE

SAMPLE ANALYSIS DATA SHEET 010056

Sample ID
ANC-7B-9

Lab Name: Southwest Research Institute

Client: Division 20

Lab Code: SwRI

Date Received: 11/18/02

Matrix: Water

Project No.: 20.06002.01.071

Lab System ID: 216300

Work Order: 23452

Analysis	Sample Result (mg/L)	Reporting Limit (mg/L)
Fluoride	0.380	0.1
Chloride	905	5.0
Nitrite-N	<5	5.0
Bromide	<0.1	0.1
Nitrate-N	0.224	0.1
Phosphate-P	<0.1	0.1
Sulfate	0.363	0.1

This report may not be reproduced except in its entirety without the written approval of SwRI.

SOUTHWEST RESEARCH INSTITUTE

SAMPLE ANALYSIS DATA SHEET 010057

Sample ID
UMC-0C

Lab Name: Southwest Research Institute

Client: Division 20

Lab Code: SwRI

Date Received: 11/18/02

Matrix: Water

Project No.: 20.06002.01.071

Lab System ID: 216301

Work Order: 23452

Analysis	Sample Result (mg/L)	Reporting Limit (mg/L)
Fluoride	0.128	0.1
Chloride	706	5.0
Nitrite-N	<5	5.0
Bromide	<0.1	0.1
Nitrate-N	0.220	0.1
Phosphate-P	<0.1	0.1
Sulfate	0.199	0.1

This report may not be reproduced except in its entirety without the written approval of SwRI.

SOUTHWEST RESEARCH INSTITUTE

SAMPLE ANALYSIS DATA SHEET

010058

Sample ID
UMC-0D

Lab Name: Southwest Research Institute

Client: Division 20

Lab Code: SwRI

Date Received: 11/18/02

Matrix: Water

Project No.: 20.06002.01.071

Lab System ID: 216302

Work Order: 23452

Analysis	Sample Result (mg/L)	Reporting Limit (mg/L)
Fluoride	0.103	0.1
Chloride	706	5.0
Nitrite-N	<5	5.0
Bromide	<0.1	0.1
Nitrate-N	0.211	0.1
Phosphate-P	<0.1	0.1
Sulfate	0.117	0.1

This report may not be reproduced except in its entirety without the written approval of SwRI.

SOUTHWEST RESEARCH INSTITUTE

SAMPLE ANALYSIS DATA SHEET **010059**

Sample ID
UMC-7C

Lab Name: Southwest Research Institute

Client: Division 20

Lab Code: SwRI

Date Received: 11/18/02

Matrix: Water

Project No.: 20.06002.01.071

Lab System ID: 216303

Work Order: 23452

Analysis	Sample Result (mg/L)	Reporting Limit (mg/L)
Fluoride	0.107	0.1
Chloride	705	5.0
Nitrite-N	<5	5.0
Bromide	<0.1	0.1
Nitrate-N	0.125	0.1
Phosphate-P	<0.1	0.1
Sulfate	0.174	0.1

This report may not be reproduced except in its entirety without the written approval of SwRI.

SOUTHWEST RESEARCH INSTITUTE

SAMPLE ANALYSIS DATA SHEET 010060

Sample ID
UMC-7D

Lab Name: Southwest Research Institute

Client: Division 20

Lab Code: SwRI

Date Received: 11/18/02

Matrix: Water

Project No.: 20.06002.01.071

Lab System ID: 216304

Work Order: 23452

Analysis	Sample Result (mg/L)	Reporting Limit (mg/L)
Fluoride	0.116	0.1
Chloride	733	5.0
Nitrite-N	<5	5.0
Bromide	<0.1	0.1
Nitrate-N	0.106	0.1
Phosphate-P	<0.1	0.1
Sulfate	0.164	0.1

This report may not be reproduced except in its entirety without the written approval of SwRI.

SOUTHWEST RESEARCH INSTITUTE

LABORATORY CONTROL SAMPLE

010061

Sample ID
LCSW - 12/18/02

Lab Name: Southwest Research Institute

Client: Division 20

Lab Code: SwRI

Date Received: NA

Matrix: Water

Project No.: 20.06002.01.071

Lab System ID: NA

Work Order: 23452

Analysis	Sample Result (mg/L)	True Value (mg/L)	Recovery
Fluoride	98.1	100	98.1%
Chloride	206	200	103%
Nitrite	98.9	100	98.9%
Bromide	397	400	99.3%
Nitrate	87.0	90.4	96.2%
Phosphate-P	192	191	101%
Sulfate	401	400	100%

NA- Not Applicable.

This report may not be reproduced except in its entirety without the written approval of SwRI.

SOUTHWEST RESEARCH INSTITUTE

BLANK SUMMARY

010062

Sample ID
PBW - 12/18/02

Lab Name: Southwest Research Institute

Client: Division 20

Lab Code: SwRI

Date Received: NA

Matrix: Water

Project No.: 20.06002.01.071

Lab System ID: NA

Work Order: 23452

Analysis	Sample Result (mg/L)	Reporting Limit (mg/L)
Fluoride	<0.1	0.1
Chloride	<0.1	0.1
Nitrite	<0.1	0.1
Bromide	<0.1	0.1
Nitrate	<0.1	0.1
Phosphate-P	<0.1	0.1
Sulfate	<0.1	0.1

NA- Not Applicable.

This report may not be reproduced except in its entirety without the written approval of SwRI.

SOUTHWEST RESEARCH INSTITUTE

LABORATORY CONTROL SAMPLE

010063

Sample ID
LCSW - 12/19/02

Lab Name: Southwest Research Institute

Client: Division 20

Lab Code: SwRI

Date Received: NA

Matrix: Water

Project No.: 20.06002.01.071

Lab System ID: NA

Work Order: 23452

Analysis	Sample Result (mg/L)	True Value (mg/L)	Recovery
Fluoride	97.5	100	97.5%
Chloride	204	200	102%
Nitrite	94.5	100	94.5%
Bromide	393	400	98.3%
Nitrate	86.3	90.4	95.5%
Phosphate-P	192	191	101%
Sulfate	420	400	105%

NA- Not Applicable.

This report may not be reproduced except in its entirety without the written approval of SwRI.

SOUTHWEST RESEARCH INSTITUTE

BLANK SUMMARY

010064

Sample ID
PBW - 12/19/02

Lab Name: Southwest Research Institute

Client: Division 20

Lab Code: SwRI

Date Received: NA

Matrix: Water

Project No.: 20.06002.01.071

Lab System ID: NA

Work Order: 23452

Analysis	Sample Result (mg/L)	Reporting Limit (mg/L)
Fluoride	<0.1	0.1
Chloride	<0.1	0.1
Nitrite	<0.1	0.1
Bromide	<0.1	0.1
Nitrate	<0.1	0.1
Phosphate-P	<0.1	0.1
Sulfate	<0.1	0.1

NA- Not Applicable.

This report may not be reproduced except in its entirety without the written approval of SwRI.

SOUTHWEST RESEARCH INSTITUTE

LABORATORY CONTROL SAMPLE

010065
Sample ID
LCSW - 01/03/03

Lab Name: Southwest Research Institute

Client: Division 20

Lab Code: SwRI

Date Received: NA

Matrix: Water

Project No.: 20.06002.01.071

Lab System ID: NA

Work Order: 23452

Analysis	Sample Result (mg/L)	True Value (mg/L)	Recovery
Fluoride	98.9	100	98.9%
Chloride	208	200	104%
Nitrite	103	100	103%
Bromide	408	400	102%
Nitrate	89.3	90.4	98.8%
Phosphate-P	198	191	104%
Sulfate	401	400	100%

NA- Not Applicable.

This report may not be reproduced except in its entirety without the written approval of SwRI.

SOUTHWEST RESEARCH INSTITUTE

BLANK SUMMARY

010066

Sample ID
PBW - 01/03/03

Lab Name: Southwest Research Institute

Lab Code: SwRI

Matrix: Water

Lab System ID: NA

Client: Division 20

Date Received: NA

Project No.: 20.06002.01.071

Work Order: 23452

Analysis	Sample Result (mg/L)	Reporting Limit (mg/L)
Fluoride	<0.1	0.1
Chloride	<0.1	0.1
Nitrite	<0.1	0.1
Bromide	<0.1	0.1
Nitrate	<0.1	0.1
Phosphate-P	<0.1	0.1
Sulfate	<0.1	0.1

NA- Not Applicable.

This report may not be reproduced except in its entirety without the written approval of SwRI.

SOUTHWEST RESEARCH INSTITUTE
NUCLEAR PROJECT
CLIENT: Division 20
WORK ORDER: 23452
SDG: 216253 (ANC-0A-1)
VTSR: November 18, 2002
PROJECT#: 06002.01.071

Work Orders/01-QPP-015

010067

Laboratory Work Order

Southwest Research Institute

Work Order Number: 23452

VTSR: 11/18/02

Time: 09:30:00

Project: 06002.01.071
Case #: CNWRA
SDG: 216253
Client: DIV 20

Manager: DAMMANN, MIKE
Logged in by: kedrisi
Creation Date: 11/18/02

Notes

Samples were received at ambient temperature @ 22.0° C.

Qc Note: As per method.

Parameters: Analysis for Anions by IC as per COC.

Note: See chain of custody as part of the work order system for more information. Contact Project Manager for questions.

Note: Anions of particular interest and their expanded range of concentration are listed below to assist in calibration: Cl- 650 to 850ppm, NO3- 0.05 to 2.0ppm as per COC.

Note: Turnaround time is 28 days from.

Note: Samples were received intact.

Note: Project is Nuclear Safety Related, 10 CFR 50, Part 21, Appendix B.

Note: Contact Joann Boyd @ 2169 or Pager 351-1617. For Institute QA contact before starting any work on this project.

Note: Have SPQP (Latest Revision) on the bench at the time of prep or analysis of samples.

Note: All personnel must be QA Nuclear Certified.

Note: Outside of the sample containers were screened for radioactivity, all samples were above login background (60 CPM).
*** kedrisi Nov 18 2002 11:55AM ***

System ID	Customer ID	CED	Matrix	Container	Required Analyses
216253	ANC-0A-1	11/15/02	Liquid	1	Wetchem: IC
216254	ANC-0A-10	11/15/02	Liquid	1	Wetchem: IC
216255	ANC-0A-2	11/15/02	Liquid	1	Wetchem: IC
216256	ANC-0A-3	11/15/02	Liquid	1	Wetchem: IC
216257	ANC-0A-4	11/15/02	Liquid	1	Wetchem: IC
216258	ANC-0A-5	11/15/02	Liquid	1	Wetchem: IC
216259	ANC-0A-6	11/15/02	Liquid	1	Wetchem: IC
216260	ANC-0A-7	11/15/02	Liquid	1	Wetchem: IC
216261	ANC-0A-8	11/15/02	Liquid	1	Wetchem: IC
216262	ANC-0A-9	11/15/02	Liquid	1	Wetchem: IC
216263	ANC-0B-1	11/15/02	Liquid	1	Wetchem: IC
216264	ANC-0B-10	11/15/02	Liquid	1	Wetchem: IC
216265	ANC-0B-2	11/15/02	Liquid	1	Wetchem: IC
216266	ANC-0B-3	11/15/02	Liquid	1	Wetchem: IC
216267	ANC-0B-4	11/15/02	Liquid	1	Wetchem: IC
216268	ANC-0B-5	11/15/02	Liquid	1	Wetchem: IC
216269	ANC-0B-6	11/15/02	Liquid	1	Wetchem: IC
216270	ANC-0B-7	11/15/02	Liquid	1	Wetchem: IC
216271	ANC-0B-8	11/15/02	Liquid	1	Wetchem: IC
216272	ANC-0B-9	11/15/02	Liquid	1	Wetchem: IC
216273	ANC-1A-1	11/15/02	Liquid	1	Wetchem: IC
216274	ANC-1A-2	11/15/02	Liquid	1	Wetchem: IC
216275	ANC-1A-3	11/15/02	Liquid	1	Wetchem: IC

Client: DIV 20

WO: 23452

FRM-002

Preliminary Data Due: N/A
EDD Due: N/A
Data Must be to QA: 12/13/02
Absolute Latest Date: 12/15/02

Turnaround is 28 Days from VTSR

Page Printed: 22 Jan 2003 10:56:01
ver (07/17/2002)

010068

Laboratory Work Order

Southwest Research Institute

Work Order Number: 23452

VTSR: 11/18/02

Time: 09:30:00

Project: 06002.01.071
Case #: CNWRA
SDG: 216253
Client: DIV 20

Manager: DAMMANN, MIKE
Logged in by: kedrisi
Creation Date: 11/18/02

System ID	Customer ID	CED	Matrix	Container	Required Analyses
216276	ANC-1A-4	11/15/02	Liquid	1	Wetchem: IC
216277	ANC-1A-5	11/15/02	Liquid	1	Wetchem: IC
216278	ANC-1A-6	11/15/02	Liquid	1	Wetchem: IC
216279	ANC-1A-7	11/15/02	Liquid	1	Wetchem: IC
216280	ANC-1A-8	11/15/02	Liquid	1	Wetchem: IC
216281	ANC-7A-1	11/15/02	Liquid	1	Wetchem: IC
216282	ANC-7A-10	11/15/02	Liquid	1	Wetchem: IC
216283	ANC-7A-2	11/15/02	Liquid	1	Wetchem: IC
216284	ANC-7A-3	11/15/02	Liquid	1	Wetchem: IC
216285	ANC-7A-4	11/15/02	Liquid	1	Wetchem: IC
216286	ANC-7A-5	11/15/02	Liquid	1	Wetchem: IC
216287	ANC-7A-6	11/15/02	Liquid	1	Wetchem: IC
216288	ANC-7A-7	11/15/02	Liquid	1	Wetchem: IC
216289	ANC-7A-8	11/15/02	Liquid	1	Wetchem: IC
216290	ANC-7A-9	11/15/02	Liquid	1	Wetchem: IC
216291	ANC-7B-1	11/15/02	Liquid	1	Wetchem: IC
216292	ANC-7B-10	11/15/02	Liquid	1	Wetchem: IC
216293	ANC-7B-2	11/15/02	Liquid	1	Wetchem: IC
216294	ANC-7B-3	11/15/02	Liquid	1	Wetchem: IC
216295	ANC-7B-4	11/15/02	Liquid	1	Wetchem: IC
216296	ANC-7B-5	11/15/02	Liquid	1	Wetchem: IC
216297	ANC-7B-6	11/15/02	Liquid	1	Wetchem: IC
216298	ANC-7B-7	11/15/02	Liquid	1	Wetchem: IC
216299	ANC-7B-8	11/15/02	Liquid	1	Wetchem: IC
216300	ANC-7B-9	11/15/02	Liquid	1	Wetchem: IC
216301	UMC-0C	11/15/02	Liquid	1	Wetchem: IC
216302	UMC-0D	11/15/02	Liquid	1	Wetchem: IC
216303	UMC-7C	11/15/02	Liquid	1	Wetchem: IC
216304	UMC-7D	11/15/02	Liquid	1	Wetchem: IC

Containers: 52 **Samples: 52**

Group	Test	Start	Method Date	Deadline	Number	Description	Fridge	Shelf
WETCHEM	IC	ced	13 Dec 2002	13 Dec 2002	52	ANALYSIS BY ION CHRMOATOGRAPHY	Ref-64	2D

Work Orders in this SDG

23452

These documents are associated with this work order: 3886, 3885

Thermometer: 027
Temperature: 22.0

Client: DIV 20

WO: 23452

FRM-002

Preliminary Data Due: N/A
EDD Due: N/A
Data Must be to QA: 12/13/02
Absolute Latest Date: 12/15/02

Turnaround is 28 Days from VTSR

Page Printed: 22 Jan 2003 10:56:01
ver (07/17/2002)

3885

01-QPP-015
Division 01
Revision 4
November 2002

010069

CONTROLLED COPY
IF STAMP IS NOT RED, THIS DOCUMENT IS UNCONTROLLED

Document No. 3

Division 01

Chemistry and Chemical
Engineering Division

QUALITY PROJECT PLAN FOR

PERFORMANCE OF CHEMICAL ANALYSES FOR COMMERCIAL NUCLEAR POWER PLANTS WITHIN THE DEPARTMENT OF ANALYTICAL AND ENVIRONMENTAL CHEMISTRY

SOUTHWEST RESEARCH INSTITUTE
Chemistry and Chemical Engineering Division
6220 CULEBRA ROAD, SAN ANTONIO, TEXAS 78238

QUALITY PROJECT PLAN FOR PERFORMANCE OF CHEMICAL ANALYSES FOR COMMERCIAL NUCLEAR POWER PLANTS WITHIN THE DEPARTMENT OF ANALYTICAL AND ENVIONMENTAL CHEMISTRY

SwRI AUTHORIZATION SIGNATORIES

This is to certify that this Quality Project Plan of Southwest Research Institute (SwRI) has been reviewed and approved by the following personnel:

JOANN BOYD (210) 522-2169 — 10/30/02 **DATE**
Quality Assurance Manager

REZA KARIMI (210) 522-2412 — 10/30/02 **DATE**
Director, Department of Analytical and Environmental Chemistry

for **MICHAEL G. MACNAUGHTON** (210) 522-5162 — 10/30/02 **DATE**
Vice President, Chemistry and Chemical Engineering Division

CHRISTOPHER HOBSON (210) 522-5838 — 10/30/02 **DATE**
Quality Assurance Engineer

TABLE OF CONTENTS

Page

1.0 INTRODUCTION 1

2.0 SCOPE 1

3.0 REFERENCES 1

4.0 APPLICABLE SECTIONS OF SwRI PROGRAM QUALITY PLAN (PQP-NUCLEAR) 1

4.1 Indoctrination and Training 1
4.2 Qualification of Personnel 2
4.3 Design Control 2
4.4 Right of Access 2
4.5 Control of Supplier-Generated Documents 2
4.6 Acceptance of Services Only 2
4.7 Commercial Grade Items 3
4.8 Inspection 4
4.9 Inspection and Testing 5
4.10 Handling, Storage, Packaging, Preservation, and Delivery 5
4.11 Quality Assurance Records 5
4.12 10 CFR, Part 21 6
4.13 Certified Test Report 6
4.14 Valid Documents List 6

5.0 HISTORY OF REVISIONS 6

PERFORMANCE OF CHEMICAL ANALYSES FOR COMMERCIAL NUCLEAR POWER PLANTS WITHIN THE DEPARTMENT OF ANALYTICAL AND ENVIRONMENTAL CHEMISTRY

1.0 INTRODUCTION

This Quality Project Plan (QPP) defines the Quality Assurance (QA) program requirements for personnel providing the chemical analyses for commercial nuclear power plants. Southwest Research Institute (SwRI) ***Program Quality Plan (PQP-Nuclear)***, *Nuclear Services* shall implement the QA requirements. Project activities controlled by the PQP-Nuclear shall be accomplished as specified by the appropriate sections of **01-QAP-004**, *Quality Assurance Plan for Analytical and Environmental Services* and/or nationally recognized testing methods as specified on individual purchase orders. This QPP shall be applied to all projects initiated for nuclear utilities in the Department of Analytical and Environmental Chemistry. If, as a result of complexity, duration, or other factors, it is determined that a unique, project-specific quality plan is required, the project QAE shall notify the Project Manager and a project-specific quality plan shall be generated in accordance with **SOP-01-5.2**, *Preparation and Revision of Plans*.

2.0 SCOPE

This Quality Project Plan shall be applied to the chemical analyses performed for commercial nuclear power plants by the Department of Analytical and Environmental Chemistry within the Chemistry and Chemical Engineering Division. Although the majority of the work performed for nuclear facilities resides within the Department of Analytical and Environmental Chemistry, other departments within the division may utilize this Quality Project Plan as deemed necessary when nuclear projects are conducted.

3.0 REFERENCES

3.1 *SwRI Quality System Manual – 2000*

3.2 *10 CFR 50, Appendix B, ASME NQA-1*

3.3 *SwRI Program Quality Plan (PQP-Nuclear), Nuclear Services*

3.4 01-QAP-004, *Quality Assurance Plan for Analytical and Environmental Services*

4.0 APPLICABLE SECTIONS OF SwRI PROGRAM QUALITY PLAN (PQP-NUCLEAR)

4.1 Indoctrination and Training

4.1.1 Personnel performing duties affecting quality shall receive quality training to the *SwRI Program Quality Plan (PQP-Nuclear), Nuclear Services* prior to performing any work on projects for nuclear utilities. Institute Quality Systems (IQS) personnel shall perform this training and documentation shall be evident in the personnel training files maintained in Division Quality Assurance.

4.1.2 Indoctrination and training of personnel shall be conducted in accordance with **SOP-01-18.1**, *Qualification and Training*.

4.2 Qualification of Personnel

4.2.1 Testing personnel shall be designated as qualified to perform applicable project activities as specified in **SOP-01-18.1**, *Qualification and Training*.

4.2.2 During the performance of each testing process, testing personnel shall have access to the necessary documented procedures, i.e., QPP, QAP, Work Order, Division Quality System Standard Operating Procedures (SOPs), and applicable test/analytical procedures (TAPs) available for ready reference.

4.2.3 Any person who has not performed testing activities associated with any particular method being used for nuclear utilities projects for a period of one year shall be reevaluated prior to the conduct of the test.

4.2.4 Quality Assurance personnel witnessing the testing process for nuclear utilities shall have documented evidence of qualifications maintained by Institute Quality Systems.

4.3 Design Control

Not applicable to activities conducted within the Department of Analytical and Environmental Chemistry.

4.4 Right of Access

4.4.1 Procurement documents shall provide for access to the suppliers' facilities and records for surveillance, inspection, or audit by SwRI and clients.

4.4.2 Where appropriate, quality clause **Q32** shall be noted on the procurement documents to indicate that right of access for inspection and surveillance of activities associated with the order shall be afforded to SwRI and clients.

4.5 Control of Supplier-Generated Documents

4.5.1 Client documents shall be controlled in accordance with procedures under **SOP-01-5.0**, *Document and Data Control*, depending on the type of document supplied. These procedures provide the requirements for the preparation, review, approval, issue, distribution, and revision of documents controlled by the Chemistry and Chemical Engineering Division.

4.5.2 Documents may be controlled as Plans or Work Instructions and shall be accessible through the Division Intranet link, ***Contract Requirements*** as PDF files.

4.5.3 Nationally recognized test methods shall be of the most current issue or as specified in the purchase order. Work orders shall identify the applicable test methods to be used on the nuclear project.

4.6 Acceptance of Services Only

Not applicable to activities conducted within the Department of Analytical and Environmental Chemistry.

4.7 Commercial Grade Items

4.7.1 Where an item is to be incorporated into a test or deliverable to a client, and that item is not subject to design or specification requirements that are unique to nuclear facilities, used in applications other then nuclear facilities, and procured from the supplier on the specifications set forth in the manufacturers' published product and description, the item shall be considered "commercial grade".

4.7.2 Chemical reagents and standards used for testing purposes shall be ordered to specific chemical grades and certificates of analysis shall be required with each lot.

4.7.3 Controls for procurement planning, supplier selection, supplier performance evaluation, and acceptance of procured items and services other than chemical reagents and standards shall be as identified in **SOP-01-6.1**, *Purchasing*, and any referenced document within that procedure.

4.7.4 Receipt inspection of chemical reagents, standards, and test items for use on nuclear safety-related projects shall be performed by department personnel and documented on the *SwRI Receipt Traveler* or **FRM-109**, *Item Receipt Report*, as specified in **SOP-01-10.1**, *Inspection and Test Conduct*. Any discrepancy such as a damaged container or container label shall be documented on the form and the client shall be contacted for disposition.

4.7.5 Prior or acceptance of a commercial grade item, the receipt inspection shall determine the following:

(a) Damage was not sustained during shipment;

(b) The item has satisfied the specified acceptance criteria; and

(c) Specified documentation, as applicable to the item, was received and is acceptable.

4.7.6 Receipt inspection of chemical reagents and standards shall also consist of verification of chemical type, grade, container integrity, certificate of analysis, and shelf life, where applicable. Upon acceptance of chemical reagents and standards, the containers shall be labeled with the following:

(a) Chemical name;

(b) Chemical grade;

(c) Lot code;

(d) Date received; and

(e) Shelf life, when applicable.

4.7.7 Expired shelf life items shall not be used for testing purposes.

4.7.8 Lot codes of chemical reagents and standards used during equipment standardization and testing shall be recorded on the individual testing data sheets to provide traceability.

4.7.9 Samples supplied to SwRI for testing shall be received by the Sample Custodian and logged into the laboratory logbook. Sample documentation and sample custody shall be maintained in accordance with **TAP-01-0407-001**, *Sample Receipt and Login*, and **TAP-01-0407-035**, *Sample/Extract Storage and Custody*.

4.7.10 Samples supplied to SwRI for testing shall be labeled with the following:

(a) Sample control number;

(b) Purchase order number;

(c) Purchase order line item number, as applicable;

(d) Work order number;

(e) Nuclear QA label; and

(f) Sample retention date, when applicable.

4.7.11 In the event that samples are damaged upon receipt, a ***Sample Discrepancy Record*** shall be generated from the Division Intranet.

4.7.12 The testing work order shall list the project number, tests required, test methods required, and shall be labeled *Nuclear Quality*.

4.7.13 Identification and traceability shall be maintained in accordance with **SOP-01-8.1**, *Item Identification and Traceability*.

4.8 Inspection

4.8.1 Inspection for acceptance shall be performed by qualified persons other than those who conduct or directly supervise the work being inspected.

4.8.2 Institute Quality System (IQS) personnel shall perform surveillance activities as required to ensure compliance with the contract and this Quality Project Plan. Specific areas in which IQS may perform surveillance activities include, but are not limited to, the following:

(a) Receiving inspection and labeling of chemical reagents, standards, and testing samples;

(b) Testing processes;

(c) Calibration and major equipment;

(d) Sample and record retention; and

(e) Test records.

4.9 Inspection and Testing

4.9.1 Required tests for acceptance shall be conducted under appropriate environmental conditions using the tools and equipment necessary to conduct the test in a manner to fulfill test requirements and acceptance criteria.

4.9.2 Tests shall be conducted, controlled, and verified in accordance with **SOP-01-10.1**, *Inspection and Test Conduct*.

4.9.3 Controls for measuring and test equipment shall be as specified in **SOP-01-11.1**, *Control of Measuring and Test Equipment*.

4.9.4 Controls for identification, segregation, reporting, and resolution of nonconforming items and conditions shall be as specified in **SOP-01-13.1**, *Nonconformance Reporting*.

4.10 Handling, Storage, Packaging, Preservation, and Delivery

4.10.1 Controls for handling, storage, packaging, preservation, and delivery of items are identified in **SOP-01-15.1**, *Handling, Storage, Packaging, Preservation, and Delivery of Items*.

4.10.2 Samples specified on the purchase order to be returned to the client shall be prepared and packaged as specified on the purchase order. Each package shall be marked legibly and indelibly with the purchase order/release number and line item number(s) relevant to the package.

4.11 Quality Assurance Records

4.11.1 Quality assurance records shall furnish documentary evidence that items or activities meet specified quality requirements. Documents that ensure this evidence include **TAP-01-0407-014**, *Inventory of Case File Purges*, and **SOP-01-16.1**, *Storage and Maintenance of Quality Records*. These documents and this QPP ensure that QA records shall be legible, identifiable, retrievable, and maintained in dual storage.

4.11.2 Records shall be traceable to associated items and activities and shall accurately reflect the work accomplished or information required.

4.11.3 Documents shall be considered valid records only if stamped, initialed or signed and dated by authorized personnel or otherwise authenticated.

4.11.4 Records of test analyses performed by the Department of Analytical and Environmental Chemistry are classified as *nonpermanent* and shall be retained for a minimum of five years. Nonpermanent records are those required to show evidence that an activity was performed in accordance with the applicable requirements, but need not be retained for the life of the item. Based on the use of the final data, the client shall be responsible for determining and implementing permanent storage requirements.

4.11.5 In order to satisfy duplicate storage requirements, one copy of the QA record shall maintained by the Project Manager in Building 70 and a separate copy shall be maintained in the Division Quality Assurance Archives in Building 201. Storage requirements shall be as stated in **SOP-01-16.1**, *Storage and Maintenance of Quality Records*, to ensure protection against the risk of damage or destruction.

4.12 10 CFR, Part 21

4.12.1 SwRI procurement documents shall include requirements for reporting and approving disposition of supplier nonconformances and, when required, compliance to 10 CFR, Part 21.

4.12.2 The Manager of Institute Quality Assurance or Director of Institute Quality Systems shall determine if a nonconforming condition is reportable under 10 CFR, Part 21, and initiate reporting and condition in accordance with the SwRI Operating Policies and Procedures (OPP). Safety hazards or defects that could create a substantial safety hazard shall be reported. Substantial safety hazard means a loss of safety function to the extent that there is a major reduction in the degree of protection provided to public health and safety.

4.13 Certified Test Report

The Project Manager and Institute Quality Assurance Manager as complying with all contractual requirements shall certify test reports. The certified test report shall reference the purchase order/release number, the test methods performed, and the purchase order/release line item number.

4.14 Valid Documents List

The Department of Analytical and Environmental Chemistry work order shall specify all applicable documents and appropriate document revision level for each document. The work order shall then serve as the Valid Documents List (VDL) for each individual project.

5.0 HISTORY OF REVISIONS

Revision 4
Title of document changed from the Standard Project Quality Plan *SPQP-CH/AN* to Quality Project Plan, *QPP-015*
Extensive revision to comply with Project Quality Plan PQP-Nuclear, *Nuclear Services*, which replaces SwRI NQAPM, *Nuclear Quality Assurance Program Manual.*

SOUTHWEST RESEARCH INSTITUTE
NUCLEAR PROJECT
CLIENT: Division 20
WORK ORDER: 23452
SDG: 216253 (ANC-0A-1)
VTSR: November 18, 2002
PROJECT#: 06002.01.071

Chain of Custody/Login Paperwork

3886

ORIGINAL

SAMPLE LIST/CHAIN OF CUSTODY

Southwest Research Institute
Chemistry and Chemical Engineering Division
6220 Culebra Road
San Antonio, Texas 78238-5166

Shipper Name/Address: Jim Prikryl
CNWRA, Div 20, Bldg 57

Client:

Client Purchase Order/Other ID:

Site/Zone ID:

Requested Turnaround:
- ☐ 2 Weeks
- ☐ 3 Weeks
- ☒ Other: 4 weeks

SwRI Contact: Mike Damann

Analyses Requested: Anions by IC

*Note - anions of particular interest and their expected range of concentrations are listed below to assist in calibration.

Sample ID	Sample Collection Date (mm/dd/yy)	Sample Collection Time	Matrix Type	Sample Type	# of Containers	Anions by IC									REMARKS
ANC-OA-1	11/15/02	1100	W		1	✓				Cl - 650 to 850 ppm					POC Jim Prikryl
ANC-OA-2					1	✓				NO_3 - 0.05 to 2.0 ppm					x5667
ANC-OA-3					1	✓									
ANC-OA-4					1	✓									Nuclear safety
ANC-OA-5					1	✓									related - use
ANC-OA-6					1	✓									appropriate QA
ANC-OA-7					1	✓									procedures
ANC-OA-8					1	✓									
ANC-OA-9					1	✓									
ANC-OA-10					1	✓									20.06002.01.071

Preservation
- a = HCl to pH <2
- b = HNO_3 to pH <2
- c = H_2SO_4 to pH <2
- d = NaOH to pH >12
- e = Cool (4°C±2°C)
- f = Other (specify)

Matrix Types:
- A – Air
- B – Biota
- D - Dust
- E – Emission/Stack
- P – Product
- S – Soil
- SED – Sediment
- T - Tissue
- W - Water
- WP - Wipe

Sample Types:
- D - Duplicate
- ER – Equipment Rinsate
- FB – Field Blank
- FD – Field Duplicate
- MS – Matrix Spike
- MSD – Matrix Spike Dup
- TB – Trip Blank

Temp: 22.0°C

Therm #: 027

Comments:

325/222

Relinquished by (Print/Signature)	Date	Time
James V. Prikryl	11/18/02	0930
Received by (Print/Signature)	Date	Time
Relinquished by (Print/Signature)	Date	Time
Received by (Print/Signature)	Date	Time
Relinquished by (Print/Signature)	Date	Time

SwRI Project#:

Received by SwRI Lab: (Signature) Khaled

Date: 11/18/02 Time: 0930

Samples Disposed: Date: Time:

Samples Disposed by:

010078

Div 01 COC Form 01-01-001, Rev 4/02

3886

ORIGINAL

SAMPLE LIST/CHAIN OF CUSTODY

Southwest Research Institute
Chemistry and Chemical Engineering Division
6220 Culebra Road
San Antonio, Texas 78238-5166

Shipper Name/Address: Jim Prikryl, CNWRA, Div 20, Bldg 57

Client:

Client Purchase Order/Other ID:

Site/Zone ID:

Requested Turnaround:
- ☐ 2 Weeks
- ☐ 3 Weeks
- ☒ Other: 4 week.

SwRI Contact: Mike Dunmann

Analyses Requested

*See Note on page 1

Sample ID	Sample Collection Date (mm/dd/yy)	Sample Collection Time	Matrix Type	Sample Type	# of Containers	Anions by IC									REMARKS
ANC-OB-1	11/15/02	1100	W		1	✓									POC Jim Prikryl
ANC-OB-2					1	✓									x2667
ANC-OB-3					1	✓									
ANC-OB-4					1	✓									Nuclear Safety
ANC-OB-5					1	✓									related - use
ANC-OB-6					1	✓									appropriate QA
ANC-OB-7					1	✓									procedures
ANC-OB-8					1	✓									
ANC-OB-9					1	✓									
ANC-OB-10					1	✓									20.06002.01.071

Preservation
- **a** = HCl to pH <2
- **b** = HNO_3 to pH <2
- **c** = H_2SO_4 to pH <2
- **d** = NaOH to pH >12
- **e** = Cool (4°C±2°C)
- **f** = Other (specify)

Matrix Types:
- **A** – Air
- **B** – Biota
- **D** - Dust
- **E** – Emission/Stack
- **P** – Product
- **S** – Soil
- **SED** – Sediment
- **T** - Tissue
- **W** - Water
- **WP** - Wipe

Sample Types:
- **D** - Duplicate
- **ER** – Equipment Rinsate
- **FB** – Field Blank
- **FD** – Field Duplicate
- **MS** – Matrix Spike
- **MSD** – Matrix Spike Dup
- **TB** – Trip Blank

Temp: 22.0°C

Therm #: 027 KE 11/18/02

Comments: 325/222

Relinquished by (Print/Signature)	Date	Time
James O. Prikryl	11/18/02	0930
Received by (Print/Signature)	Date	Time
Relinquished by (Print/Signature)	Date	Time
Received by (Print/Signature)	Date	Time
Relinquished by (Print/Signature)	Date	Time

SwRI Project#:

Received by SwRI Lab: (Signature)

Date: 11/18/02 Time: 0930

Samples Disposed: Date: Time:

Samples Disposed by:

010079

Div 01 COC Form 01-01-001, Rev 4/02

ORIGINAL

38816

SAMPLE LIST/CHAIN OF CUSTODY

Southwest Research Institute
Chemistry and Chemical Engineering Division
6220 Culebra Road
San Antonio, Texas 78238-5166

Shipper Name/Address: Jim Prikryl, CNWRA, Div 20, Bldg 57

Client:

Client Purchase Order/Other ID:

Site/Zone ID:

Requested Turnaround:
- ☐ 2 Weeks
- ☐ 3 Weeks
- ☒ Other: 4 weeks

SwRI Contact: Mike Dunmann

Analyses Requested

*See note on page 1

Sample ID	Sample Collection Date (mm/dd/yy)	Sample Collection Time	Matrix Type	Sample Type	# of Containers	Anions by IC									REMARKS
ANC-7A-1	11/15/02	1100	W		1	✓									POC Jim Prikryl x5667
ANC-7A-2					1	✓									
ANC-7A-3					1	✓									
ANC-7A-4					1	✓									Nuclear Safety related - use appropriate QA procedures
ANC-7A-5					1	✓									
ANC-7A-6					1	✓									
ANC-7A-7					1	✓									
ANC-7A-8					1	✓									
ANC-7A-9					1	✓									
ANC-7A-10					1	✓									20.06002.01.071

Matrix Types:
- **A** – Air
- **B** – Biota
- **D** - Dust
- **E** – Emission/Stack
- **P** – Product
- **S** – Soil
- **SED** – Sediment
- **T** - Tissue
- **W** - Water
- **WP** - Wipe

Sample Types:
- **D** - Duplicate
- **ER** – Equipment Rinsate
- **FB** – Field Blank
- **FD** – Field Duplicate
- **MS** – Matrix Spike
- **MSD** – Matrix Spike Dup
- **TB** – Trip Blank

Temp: 22°C

Therm #: 027

Comments:

325/222

Relinquished by (Print/Signature)	Date	Time
James O. Prikryl	11/18/02	0930
Received by (Print/Signature)	Date	Time
Relinquished by (Print/Signature)	Date	Time
Received by (Print/Signature)	Date	Time
Relinquished by (Print/Signature)	Date	Time

SwRI Project#:

Received by SwRI Lab: (Signature)

Date: 11/18/02 Time: 0930

Samples Disposed: Date: Time:

Samples Disposed by:

010080

Div 01 COC Form 01-01-001, Rev 4/02

3886

ORIGINAL

SAMPLE LIST/CHAIN OF CUSTODY

Southwest Research Institute
Chemistry and Chemical Engineering Division
6220 Culebra Road
San Antonio, Texas 78238-5166

Shipper Name/Address: Jim Prikryl
CNWRA, DIV 20, BldG 57

Client:

Client Purchase Order/Other ID:

Site/Zone ID:

Requested Turnaround:
- ☐ 2 Weeks
- ☐ 3 Weeks
- ☒ Other: 4 weeks

SwRI Contact: Mike Dunmann

Analyses Requested

Sample ID	Sample Collection Date (mm/dd/yy)	Sample Collection Time	Matrix Type	Sample Type	# of Containers	Anions by IC										REMARKS
ANC-7B-1	11/5/02	1100	W		1	✓		* See note on page 1								POC Jim Prikryl
ANC-7B-2					1	✓										x5667
ANC-7B-3					1	✓										
ANC-7B-4					1	✓										Nuclear Safety
ANC-7B-5					1	✓										related - use
ANC-7B-6					1	✓										appropriate QA
ANC-7B-7					1	✓										procedure
ANC-7B-8					1	✓										
ANC-7B-9					1	✓										
ANC-7B-10	—	—	—		1	✓										20.06002.01.071

Preservation
- **a** = HCl to pH <2
- **b** = HNO_3 to pH <2
- **c** = H_2SO_4 to pH <2
- **d** = NaOH to pH >12
- **e** = Cool (4°C±2°C)
- **f** = Other (specify)

Matrix Types:
- **A** – Air
- **B** – Biota
- **D** - Dust
- **E** – Emission/Stack
- **P** – Product
- **S** – Soil
- **SED** – Sediment
- **T** - Tissue
- **W** - Water
- **WP** - Wipe

Sample Types:
- **D** - Duplicate
- **ER** – Equipment Rinsate
- **FB** – Field Blank
- **FD** – Field Duplicate
- **MS** – Matrix Spike
- **MSD** – Matrix Spike Dup
- **TB** – Trip Blank

Temp: 22.0°C

Therm #: 627

Comments:
325/222

Relinquished by (Print/Signature)	Date	Time
James O. Pigl	11/18/02	0930
Received by (Print/Signature)	Date	Time
Relinquished by (Print/Signature)	Date	Time
Received by (Print/Signature)	Date	Time
Relinquished by (Print/Signature)	Date	Time

SwRI Project#:

Received by SwRI Lab: (Signature)

Date	Time
11/18/02	0930

Samples Disposed:

Date	Time

Samples Disposed by:

010081

Div 01 COC Form 01-01-001, Rev 4/02

3886

ORIGINAL

SAMPLE LIST/CHAIN OF CUSTODY

Southwest Research Institute
Chemistry and Chemical Engineering Division
6220 Culebra Road
San Antonio, Texas 78238-5166

Shipper Name/Address: Jim Prikryl CNWRA, Div 20, Bldg 57

Client:

Client Purchase Order/Other ID:

Site/Zone ID:

Requested Turnaround:
- ☐ 2 Weeks
- ☐ 3 Weeks
- ☒ Other: 4 weeks

SwRI Contact: Mike Damann

Analyses Requested

* See note on page 1

Sample ID	Sample Collection Date (mm/dd/yy)	Sample Collection Time	Matrix Type	Sample Type	# of Containers	Anions by IC										REMARKS
ANC-1A-1	11/5/02	1100	W		1	✓										POC Jim Prikryl
ANC-1A-2					1	✓										x 9667
ANC-1A-3					1	✓										
ANC-1A-4					1	✓										Nuclear safety
ANC-1A-5					1	✓										related - use
ANC-1A-6					1	✓										appropriate QA
ANC-1A-7					1	✓										procedures
ANC-1A-8					1	✓										
UMC-OC					1	✓										
UMC-OD					1	✓										20.06002.01.071

Preservation
- **a** = HCl to pH <2
- **b** = HNO_3 to pH <2
- **c** = H_2SO_4 to pH <2
- **d** = NaOH to pH >12
- **e** = Cool (4°C±2°C)
- **f** = Other (specify)

Matrix Types:
- **A** – Air
- **B** – Biota
- **D** - Dust
- **E** – Emission/Stack
- **P** – Product
- **S** – Soil
- **SED** – Sediment
- **T** - Tissue
- **W** - Water
- **WP** - Wipe

Sample Types:
- **D** - Duplicate
- **ER** – Equipment Rinsate
- **FB** – Field Blank
- **FD** – Field Duplicate
- **MS** – Matrix Spike
- **MSD** – Matrix Spike Dup
- **TB** – Trip Blank

Temp: 22.0°C

Therm #: 027

Comments: 325/260

Relinquished by (Print/Signature)	Date	Time
James R Prikryl	11/18/02	0930

Received by (Print/Signature)	Date	Time

Relinquished by (Print/Signature)	Date	Time

Received by (Print/Signature)	Date	Time

Relinquished by (Print/Signature)	Date	Time

SwRI Project#:

Received by SwRI Lab: (Signature)

Date	Time
11/18/02	0930

Samples Disposed:

Date	Time

Samples Disposed by:

010082

3886

ORIGINAL

SAMPLE LIST/CHAIN OF CUSTODY

Southwest Research Institute
Chemistry and Chemical Engineering Division
6220 Culebra Road
San Antonio, Texas 78238-5166

Shipper Name/Address: Jim Prikryl, CNWRA, Div 20, Bldg 57

Client:

Client Purchase Order/Other ID:

Site/Zone ID:

Requested Turnaround:
- ☐ 2 Weeks
- ☐ 3 Weeks
- ☒ Other: 4 weeks

SwRI Contact: Mike Dumann

Analyses Requested

*See Note on page 1

Sample ID	Sample Collection Date (mm/dd/yy)	Sample Collection Time	Matrix Type	Sample Type	# of Containers	Anions by IC										REMARKS
UMC-7C	11/15/02	1100		W	1	✓										POC Jim Prikryl
UMC-7D	⊥	⊥		⊥	1	✓										x5667
																Nuclear Safety
																related - use
																appropriate QA
																procedure
																20.06002.01.071

Preservation
- **a** = HCl to pH <2
- **b** = HNO_3 to pH <2
- **c** = H_2SO_4 to pH <2
- **d** = NaOH to pH >12
- **e** = Cool (4°C±2°C)
- **f** = Other (specify)

Matrix Types:
- **A** – Air
- **B** – Biota
- **D** - Dust
- **E** – Emission/Stack
- **P** – Product
- **S** – Soil
- **SED** – Sediment
- **T** - Tissue
- **W** - Water
- **WP** - Wipe

Sample Types:
- **D** - Duplicate
- **ER** – Equipment Rinsate
- **FB** – Field Blank
- **FD** – Field Duplicate
- **MS** – Matrix Spike
- **MSD** – Matrix Spike Dup
- **TB** – Trip Blank

Temp: 22.0°C

Therm #: 027

Comments:

325/217

Relinquished by (Print/Signature)	Date	Time
James D. Prikryl	11/18/02	0930
Received by (Print/Signature)	Date	Time
Relinquished by (Print/Signature)	Date	Time
Received by (Print/Signature)	Date	Time
Relinquished by (Print/Signature)	Date	Time

SwRI Project#: 20.06002.01.071

Received by SwRI Lab: (Signature)

Date	Time
11/18/02	0930

Samples Disposed:

Date	Time

Samples Disposed by:

010083

Div 01 COC Form 01-01-001, Rev 4/02

SAMPLE LOG-IN SHEET

010084

Lab Name: Southwest Research Institute

Received By (Print Name): Khaled Edrisi

Log-in Date: 11/18/2002

Received By (Signature): Khaled El

Case Number: CNWRA

Sample Delivery Group No.: 216253

SAS Number: N/A

Remarks: 20.06002.01.~~007~~ 071 KE 11/18/02

1. Custody Seal(s) N/A — Present/Absent* Intact/Broken
2. Custody Seal Nos. N/A
3. Chain-of Custody Records — Present/Absent*
4. Traffic Reports or Packing Lists — Present/Absent
5. Airbill — Airbill/Sticker Present/Absent*
6. Airbill No. — HAND DELIVERED
7. Sample Tags — Present/Absent
   Sample Tag Numbers — Listed/Not listed on Chain of Custody
8. Sample Condition — Intact/Broken*/~~Leaking~~
9. Cooler Temperature — 22.0C
10. Does Information on custody records, traffic reports, and sample tags agree? — Yes/No*
11. Date Received at Lab — 11/18/2002
12. Time Received — 09:30:00

EPA Sample #	Corresponding Sample Tag #	Corresponding Assigned Lab #	Remarks: Condition of Sample Shipment, etc
ANC-0A-1	None	216253	Intact
ANC-0A-10	None	216254	Intact
ANC-0A-2	None	216255	Intact
ANC-0A-3	None	216256	Intact
ANC-0A-4	None	216257	Intact
ANC-0A-5	None	216258	Intact
ANC-0A-6	None	216259	Intact
ANC-0A-7	None	216260	Intact
ANC-0A-8	None	216261	Intact
ANC-0A-9	None	216262	Intact
ANC-0B-1	None	216263	Intact
ANC-0B-10	None	216264	Intact
ANC-0B-2	None	216265	Intact
ANC-0B-3	None	216266	Intact
ANC-0B-4	None	216267	Intact
ANC-0B-5	None	216268	Intact
ANC-0B-6	None	216269	Intact
ANC-0B-7	None	216270	Intact
ANC-0B-8	None	216271	Intact
ANC-0B-9	None	216272	Intact
ANC-1A-1	None	216273	Intact
ANC-1A-2	None	216274	Intact
ANC-1A-3	None	216275	Intact

Sample Transfer

Fraction: See attached	Fraction:
Area #: RF-64 / 2D	Area #: 11/18/02
By: KE	By:
On: 11/18/02	On:

* Contact SMO and attach record of resolution

Reviewed By: MGPalomo

Date: 11/25/02.

Logbook No.: Work Order (23452)

Logbook Page No.: 4529 2,3,4 of 4

SAMPLE LOG-IN SHEET

010085

Lab Name: Southwest Research Institute

Received By (Print Name): Khaled Edrisi

Log-in Date: 11/18/2002

Received By (Signature): Khaled E

Case Number: CNWRA

Sample Delivery Group No.: 216253

SAS Number: N/A

Remarks: 20.06002.01.071

1. Custody Seal(s) — N/A — Present/Absent* Intact/Broken
2. Custody Seal Nos. — N/A
3. Chain-of Custody Records — Present/Absent*
4. Traffic Reports or Packing Lists — Present/Absent*
5. Airbill — Airbill/Sticker Present/Absent*
6. Airbill No. — HAND DELIVERED
7. Sample Tags — Present/Absent*
   Sample Tag Numbers — Listed/Not listed on Chain of Custody
8. Sample Condition — Intact/Broken*/Leaking
9. Cooler Temperature — 22.0C
10. Does Information on custody records, traffic reports, and sample tags agree? — Yes/No*
11. Date Received at Lab — 11/18/2002
12. Time Received — 09:30:00

EPA Sample #	Corresponding Sample Tag #	Corresponding Assigned Lab #	Remarks: Condition of Sample Shipment, etc
ANC-1A-4	None	216276	Intact
ANC-1A-5	None	216277	Intact
ANC-1A-6	None	216278	Intact
ANC-1A-7	None	216279	Intact
ANC-1A-8	None	216280	Intact
ANC-7A-1	None	216281	Intact
ANC-7A-10	None	216282	Intact
ANC-7A-2	None	216283	Intact
ANC-7A-3	None	216284	Intact
ANC-7A-4	None	216285	Intact
ANC-7A-5	None	216286	Intact
ANC-7A-6	None	216287	Intact
ANC-7A-7	None	216288	Intact
ANC-7A-8	None	216289	Intact
ANC-7A-9	None	216290	Intact
ANC-7B-1	None	216291	Intact
ANC-7B-10	None	216292	Intact
ANC-7B-2	None	216293	Intact
ANC-7B-3	None	216294	Intact
ANC-7B-4	None	216295	Intact
ANC-7B-5	None	216296	Intact
ANC-7B-6	None	216297	Intact
ANC-7B-7	None	216298	Intact

Sample Transfer

Fraction: See attached	Fraction:
Area #: Rf. 64-20	Area #: 11/18/02
By: KE	By: KE
On: 11/18/02	On:

* Contact SMO and attach record of resolution

Reviewed By:

Date:

Logbook No.: Work Order (23452)

Logbook Page No.: 4529 2, 3, 4 of 4

SAMPLE LOG-IN SHEET

010086

Lab Name: Southwest Research Institute	Page 3 of 3
Received By (Print Name): Khaled Edrisi	Log-in Date: 11/18/2002
Received By (Signature): Khaled El	
Case Number: CNWRA	Sample Delivery Group No.: 216253
Remarks: 20.06002.01.071	SAS Number: N/A

1. Custody Seal(s) N/A Present/Absent* Intact/Broken
2. Custody Seal Nos. N/A
3. Chain-of Custody Records Present/Absent*
4. Traffic Reports or Packing Lists Present/Absent
5. Airbill Airbill/Sticker Present/Absent*
6. Airbill No. HAND DELIVERED
7. Sample Tags Present/Absent
   Sample Tag Numbers Listed/Not listed on Chain of Custody
8. Sample Condition Intact/Broken*/Leaking
9. Cooler Temperature 22.0C
10. Does Information on custody records, traffic reports, and sample tags agree? Yes/No*
11. Date Received at Lab 11/18/2002
12. Time Received 09:30:00

EPA Sample #	Corresponding Sample Tag #	Corresponding Assigned Lab #	Remarks: Condition of Sample Shipment, etc
ANC-7B-8	None	216299	Intact
ANC-7B-9	None	216300	Intact
UMC-0C	None	216301	Intact
UMC-0D	None	216302	Intact
UMC-7C	None	216303	Intact
UMC-7D	None	216304	Intact

Sample Transfer

Fraction: See attached	Fraction:
Area #: Rf. 64 -2D	Area #: 11/18/02
By: KE	By: KE
On: 11/18/02	On:

* Contact SMO and attach record of resolution

Reviewed By	Logbook No. Work Order (23452)
Date	Logbook Page No. 4529 2,3,4 of 4

Southwest Research Institute

LOG-IN CHECKLIST

Work Order No.: 23452

010087

Project Information All product information shall be derived from a contract, statement of work (SOW), or project manager (PM).		
Previous PM information	Yes ☑	No ☐
Current PM information	Yes ☑	No ☐
Sponsor's Documentation All original documentation must be attached to the work order and sent to Div 01 Quality Assurance (DQA).		
Delivery documentation (*) = (Tape on 8 ½ x 11 white paper)	Yes ☐	No ☑
Hand carried	Yes ☑	No ☐
Correspondence	Yes ☐	No ☑
Custody seals*	Yes ☐	No ☑
Chain-of-custody/Traffic report	Yes ☑	No ☐
Sample tags* (Confirm with container information before removal)	Yes ☐	No ☑
Hazard notifications	Yes ☑	No ☐
Product Condition Sample(s) shall not be left unattended once an ice chest has been opened.		
Sample(s) received intact	Yes ☑	No ☐
Container(s) received leaking	Yes ☐	No ☑
Container(s) received damaged	Yes ☐	No ☑
Lid(s) received damaged	Yes ☐	No ☑
Product Preparation		
FRM-115 (pH) Preservation Report / Metals & Wetchem H2O	Yes ☐	No ☑
Product Storage Sample(s) shall be stored in a designated location with their corresponding sample control records (SCR).		
VSCR/SCR in descending order in laboratory notebook or clipboard	Yes ☑	No ☐
Sample(s) in designated location	Yes ☑	No ☐
Work Order All copies must be legible.		
Computerized work order with original documents	Yes ☑	No ☐
Sample custodian signature and date on all original documents.	Yes ☑	No ☐
Copy of work order to PM	Yes ☑	No ☐
PM work order approval with initial and date	Yes ☑	No ☐
Case file documents to DQA	Yes ☑	No ☐
Print sample log-in page and place in log-in notebook	Yes ☑	No ☐
Chain-of-Custody/Traffic Report		
Sample Custodian's signature, date, and time	Yes ☑	No ☐
Document thermometer no. / temperature (Confirm calibration is current)	Yes ☑	No ☐
Document condition of sample(s)	Yes ☑	No ☐
FRM-109		
Discrepancies	Yes ☑	No ☐
FRM-109 to PM	Yes ☑	No ☐
FRM-109 to Client (Only for required contracts)	Yes ☐	No ☑
FRM-109 to Inorganics for discrepancies of FRM-115	Yes ☐	No ☑
Ice Chest Shipment		
Clean ice chest/Discard used bags and ice/Return Sponsor's packing material	Yes ☐	No ☑
SwRI shipping ticket with project identification	Yes ☐	No ☑
Log-In Closure Documents must consist of project number, case, sample delivery group (SDG), and validated time sample received (VTSR).		
Sample Custodian's Signature [signature]	Date 11/18/02	Time 0930

FRM-012 (Rev 1/Oct 01)

SOUTHWEST RESEARCH INSTITUTE
NUCLEAR PROJECT
CLIENT: Division 20
WORK ORDER: 23452
SDG: 216253 (ANC-0A-1)
VTSR: November 18, 2002
PROJECT#: 06002.01.071

Copies of Login Book

Sample Login Book

Nov 18, 2002

SwRI Login Area
Division 1

Work Order: 23451 | Project: 06002.01.071 | Client: DIV 20
VTSR Date: Nov 18, 2002 | VTSR Time: 09:30:00 | Manager: DAMMANN, MIKE

System ID	Customer Sample ID	Matrix	Assay
216226	CATC-1A-6	Liquid	ICP, SI, U
216227	CATC-1A-7	Liquid	ICP, SI, U
216228	CATC-1A-8	Liquid	ICP, SI, U
216229	CATC-7A-1	Liquid	ICP, SI, U
216230	CATC-7A-10	Liquid	ICP, SI, U
216231	CATC-7A-2	Liquid	ICP, SI, U
216232	CATC-7A-3	Liquid	ICP, SI, U
216233	CATC-7A-4	Liquid	ICP, SI, U
216234	CATC-7A-5	Liquid	ICP, SI, U
216235	CATC-7A-6	Liquid	ICP, SI, U
216236	CATC-7A-7	Liquid	ICP, SI, U
216237	CATC-7A-8	Liquid	ICP, SI, U
216238	CATC-7A-9	Liquid	ICP, SI, U
216239	CATC-7B-1	Liquid	ICP, SI, U
216240	CATC-7B-10	Liquid	ICP, SI, U
216241	CATC-7B-2	Liquid	ICP, SI, U
216242	CATC-7B-3	Liquid	ICP, SI, U
216243	CATC-7B-4	Liquid	ICP, SI, U
216244	CATC-7B-5	Liquid	ICP, SI, U
216245	CATC-7B-6	Liquid	ICP, SI, U
216246	CATC-7B-7	Liquid	ICP, SI, U
216247	CATC-7B-8	Liquid	ICP, SI, U
216248	CATC-7B-9	Liquid	ICP, SI, U
216249	UMC-0A	Liquid	ICP, SI, U
216250	UMC-0B	Liquid	ICP, SI, U
216251	UMC-7A	Liquid	ICP, SI, U
216252	UMC-7B	Liquid	ICP, SI, U

Work Order: 23452 | Project: 06002.01.071 | Client: DIV 20
VTSR Date: Nov 18, 2002 | VTSR Time: 09:30:00 | Manager: DAMMANN, MIKE

System ID	Customer Sample ID	Matrix	Assay
216253	ANC-0A-1	Liquid	IC

Sample Login Book

Nov 18, 2002

010089

SwRI Login Area
Division 1

Work Order: 23452	Project: 06002.01.071	Client: DIV 20
VTSR Date: Nov 18, 2002	VTSR Time: 09:30:00	Manager: DAMMANN, MIKE

System ID	Customer Sample ID	Matrix	Assay
216254	ANC-0A-10	Liquid	IC
216255	ANC-0A-2	Liquid	IC
216256	ANC-0A-3	Liquid	IC
216257	ANC-0A-4	Liquid	IC
216258	ANC-0A-5	Liquid	IC
216259	ANC-0A-6	Liquid	IC
216260	ANC-0A-7	Liquid	IC
216261	ANC-0A-8	Liquid	IC
216262	ANC-0A-9	Liquid	IC
216263	ANC-0B-1	Liquid	IC
216264	ANC-0B-10	Liquid	IC
216265	ANC-0B-2	Liquid	IC
216266	ANC-0B-3	Liquid	IC
216267	ANC-0B-4	Liquid	IC
216268	ANC-0B-5	Liquid	IC
216269	ANC-0B-6	Liquid	IC
216270	ANC-0B-7	Liquid	IC
216271	ANC-0B-8	Liquid	IC
216272	ANC-0B-9	Liquid	IC
216273	ANC-1A-1	Liquid	IC
216274	ANC-1A-2	Liquid	IC
216275	ANC-1A-3	Liquid	IC
216276	ANC-1A-4	Liquid	IC
216277	ANC-1A-5	Liquid	IC
216278	ANC-1A-6	Liquid	IC
216279	ANC-1A-7	Liquid	IC
216280	ANC-1A-8	Liquid	IC
216281	ANC-7A-1	Liquid	IC
216282	ANC-7A-10	Liquid	IC
216283	ANC-7A-2	Liquid	IC
216284	ANC-7A-3	Liquid	IC
216285	ANC-7A-4	Liquid	IC
216286	ANC-7A-5	Liquid	IC

Sample Login Book

Nov 18, 2002

SwRI Login Area
Division 1

Work Order: 23452 | Project: 06002.01.071 | Client: DIV 20
VTSR Date: Nov 18, 2002 | VTSR Time: 09:30:00 | Manager: DAMMANN, MIKE

System ID	Customer Sample ID	Matrix	Assay
216287	ANC-7A-6	Liquid	IC
216288	ANC-7A-7	Liquid	IC
216289	ANC-7A-8	Liquid	IC
216290	ANC-7A-9	Liquid	IC
216291	ANC-7B-1	Liquid	IC
216292	ANC-7B-10	Liquid	IC
216293	ANC-7B-2	Liquid	IC
216294	ANC-7B-3	Liquid	IC
216295	ANC-7B-4	Liquid	IC
216296	ANC-7B-5	Liquid	IC
216297	ANC-7B-6	Liquid	IC
216298	ANC-7B-7	Liquid	IC
216299	ANC-7B-8	Liquid	IC
216300	ANC-7B-9	Liquid	IC
216301	UMC-0C	Liquid	IC
216302	UMC-0D	Liquid	IC
216303	UMC-7C	Liquid	IC
216304	UMC-7D	Liquid	IC

Work Order: 23453 | Project: 05944.02.00X | Client: David Nutt and A
VTSR Date: Nov 18, 2002 | VTSR Time: 09:00:00 | Manager: BARCLAY, BILL

System ID	Customer Sample ID	Matrix	Assay
216305	CTX-B649	Serum	C8082T, E8082T
216306	CTX-B651	Serum	C8082T, E8082T
216307	CTX-B652	Serum	C8082T, E8082T
216308	CTX-B656	Serum	C8082T, E8082T
216309	CTX-B658	Serum	C8082T, E8082T
216310	CTX-B659	Serum	C8082T, E8082T
216311	CTX-B711	Serum	C8082T, E8082T
216312	CTX-B719	Serum	C8082T, E8082T
216313	CTX-B720	Serum	C8082T, E8082T

SOUTHWEST RESEARCH INSTITUTE
NUCLEAR PROJECT
CLIENT: Division 20
WORK ORDER: 23452
SDG: 216253 (ANC-0A-1)
VTSR: November 18, 2002
PROJECT#: 06002.01.071

RAW DATA

010091

Book/Page: 09 124

Southwest Research Institute

R Spence 1/21/02

Schedule File: C:\PeakNet\schedule\021218.sch

Line	Sample	Sample Type	Level	Method	Data File	Dilution
1	STD 8 186-08-IC3	Calibration St	1	anions021218.met	021218_001.dxd	1
2	STD 7 186-07-IC3	Calibration St	2	anions021218.met	021218_002.dxd	1
3	STD 6 186-06-IC3	Calibration St	3	anions021218.met	021218_003.dxd	1
4	STD 5 186-05-IC3	Calibration St	4	anions021218.met	021218_004.dxd	1
5	STD 4 186-04-IC3	Calibration St	5	anions021218.met	021218_005.dxd	1
6	STD 3 186-03-IC3	Calibration St	6	anions021218.met	021218_006.dxd	1
7	STD 2 186-02-IC3	Calibration St	7	anions021218.met	021218_007.dxd	1
8	STD 1 186-01-IC3	Calibration St	8	anions021218.met	021218_008.dxd	1
9	ICV	Sample		anions021218.met	021218_009.dxd	20
10	ICB	Sample		anions021218.met	021218_010.dxd	1
11	216253	Sample		anions021218.met	021218_011.dxd	1
12	216253D	Sample		anions021218.met	021218_012.dxd	1
13	216253S	Sample		anions021218.met	021218_013.dxd	1
14	216254	Sample		anions021218.met	021218_014.dxd	1
15	216255	Sample		anions021218.met	021218_015.dxd	1
16	216256	Sample		anions021218.met	021218_016.dxd	1
17	216257	Sample		anions021218.met	021218_017.dxd	1
18	216258	Sample		anions021218.met	021218_018.dxd	1
19	216259	Sample		anions021218.met	021218_019.dxd	1
20	216260	Sample		anions021218.met	021218_020.dxd	1
21	CCV	Sample		anions021218.met	021218_021.dxd	20
22	CCB	Sample		anions021218.met	021218_022.dxd	1
23	216261	Sample		anions021218.met	021218_023.dxd	1
24	216262	Sample		anions021218.met	021218_024.dxd	1
25	216263	Sample		anions021218.met	021218_025.dxd	1
26	216264	Sample		anions021218.met	021218_026.dxd	1
27	216265	Sample		anions021218.met	021218_027.dxd	1
28	216266	Sample		anions021218.met	021218_028.dxd	1
29	216267	Sample		anions021218.met	021218_029.dxd	1
30	216268	Sample		anions021218.met	021218_030.dxd	1
31	216269	Sample		anions021218.met	021218_031.dxd	1
32	216270	Sample		anions021218.met	021218_032.dxd	1
33	CCV	Sample		anions021218.met	021218_033.dxd	20
34	CCB	Sample		anions021218.met	021218_034.dxd	1
65	216294D	Sample		anions021218.met	021218_066.dxd	1
66	216294S	Sample		anions021218.met	021218_067.dxd	1
67	216295	Sample		anions021218.met	021218_068.dxd	1
68	216296	Sample		anions021218.met	021218_069.dxd	20
69	CCV	Sample		anions021218.met	021218_070.dxd	1
70	CCB	Sample		anions021218.met	021218_071.dxd	1
71	216297	Sample		anions021218.met	021218_072.dxd	1
72	216298	Sample		anions021218.met	021218_073.dxd	1
73	216299	Sample		anions021218.met	021218_074.dxd	1
74	216300	Sample		anions021218.met	021218_075.dxd	1
75	216301	Sample		anions021218.met	021218_076.dxd	1
76	216302	Sample		anions021218.met	021218_077.dxd	1
77	216303	Sample		anions021218.met	021218_078.dxd	1
78	216304	Sample		anions021218.met	021218_079.dxd	20
79	CCV	Sample		anions021218.met	021218_080.dxd	1
80	CCB	Sample		anions021218.met	021218_080.dxd	1

Default Method Path: C:\PEAKNET\METHOD
Default Data Path: C:\PEAKNET\DATA\021218
Comment:
DIV 20 06002.01.071 WO# 23452

✓ ams 1/15/03

Book/Page: _____

Southwest Research Institute

Dionex DX500 Ion Chromatography Daily Log

ANION

010092

Analyst: RSpier

Date: 12/18/02

Conductivity: 16.5

Client	Project #	WO #	Analytical Method
		23452	
DIV20	06002.01.071	~~216253~~ RSS 12/18/02	300M

Loop: 40ul

Method: Anions 021218

Column: AS14 : 13535

Calibration: 021218

Comments:

ICV/CCV/MS:

1st Source: SPEX (Inorg #3607)

2nd Source: Nitrite-N

Lot #: 22-131AS

Lot #: 102-01-IC3

CCV Conc: 1:20

CCV Conc: 1:20

MS Conc: 1:100

MS Conc: 1:100.

_____ ELUENT SOLUTION PREP:

FV = 2.0L DI H20

2.8mM Sodium Bicarbonate &

2.2mM Sodium Carbonate

Weight: ~~0.4704g~~ 0.168 RSS 12/18/03 NaHCO3

Weight: ~~0.4664g~~ 0.7419 RSS 12/18/03 NaCO3

Source: Aldrich

Source: Aldrich

Lot: 15308EI

Lot: 08915PU

✓ Other Eluant: 3.5mM Sodium Carbonate & 1.0mM Sodium Bicarbonate.

✓ mA-Autoregen (ASRS)

_____ Other Regen: _____

✓ ams 1/15/03

Balance 34

Eppendorfs:

5000 I

200 D

1000 P

Southwest Research Institute

Schedule File: C:\PeakNet\2002\SCHEDULE\19DEC02.sch

Line	Sample	Sample Type	Level	Method	Data File	Dilution
1	ICV	Sample		anions021218.met	021219_001.dxd	20
2	ICB	Sample		anions021218.met	021219_002.dxd	1
3	216253	Sample		anions021218.met	021219_003.dxd	50
4	216253D	Sample		anions021218.met	021219_004.dxd	50
5	216253S	Sample		anions021218.met	021219_005.dxd	50
6	216254	Sample		anions021218.met	021219_006.dxd	50
7	216255	Sample		anions021218.met	021219_007.dxd	50
8	216256	Sample		anions021218.met	021219_008.dxd	50
9	216257	Sample		anions021218.met	021219_009.dxd	50
10	216258	Sample		anions021218.met	021219_010.dxd	50
11	216259	Sample		anions021218.met	021219_011.dxd	50
12	216260	Sample		anions021218.met	021219_012.dxd	50
13	CCV	Sample		anions021218.met	021219_013.dxd	20
14	CCB	Sample		anions021218.met	021219_014.dxd	1
15	216261	Sample		anions021218.met	021219_015.dxd	50
16	216262	Sample		anions021218.met	021219_016.dxd	50
17	216263	Sample		anions021218.met	021219_017.dxd	50
18	216264	Sample		anions021218.met	021219_018.dxd	50
19	216265	Sample		anions021218.met	021219_019.dxd	50
20	216266	Sample		anions021218.met	021219_020.dxd	50
21	216267	Sample		anions021218.met	021219_021.dxd	50
22	216268	Sample		anions021218.met	021219_022.dxd	50
23	216269	Sample		anions021218.met	021219_023.dxd	50
24	216270	Sample		anions021218.met	021219_024.dxd	50
25	CCV	Sample		anions021218.met	021219_025.dxd	20
26	CCB	Sample		anions021218.met	021219_026.dxd	1
27	216271	Sample		anions021218.met	021219_027.dxd	50
28	216272	Sample		anions021218.met	021219_028.dxd	50
29	216273	Sample		anions021218.met	021219_029.dxd	50
30	216273D	Sample		anions021218.met	021219_030.dxd	50
31	216273S	Sample		anions021218.met	021219_031.dxd	50
32	216274	Sample		anions021218.met	021219_032.dxd	50
33	216275	Sample		anions021218.met	021219_033.dxd	50
34	216276	Sample		anions021218.met	021219_034.dxd	50
35	216277	Sample		anions021218.met	021219_035.dxd	50
36	216278	Sample		anions021218.met	021219_036.dxd	50
37	CCV	Sample		anions021218.met	021219_037.dxd	20
38	CCB	Sample		anions021218.met	021219_038.dxd	1
39	216279	Sample		anions021218.met	021219_039.dxd	50
40	216280	Sample		anions021218.met	021219_040.dxd	50
41	216281	Sample		anions021218.met	021219_041.dxd	50
42	216282	Sample		anions021218.met	021219_042.dxd	50
43	216283	Sample		anions021218.met	021219_043.dxd	50
44	216284	Sample		anions021218.met	021219_044.dxd	50
45	216285	Sample		anions021218.met	021219_045.dxd	50
46	216286	Sample		anions021218.met	021219_046.dxd	50
47	216287	Sample		anions021218.met	021219_047.dxd	50
48	216288	Sample		anions021218.met	021219_048.dxd	50
49	CCV	Sample		anions021218.met	021219_049.dxd	20
50	CCB	Sample		anions021218.met	021219_050.dxd	1

Book/Page: 09 127

010094

Southwest Research Institute

Dionex DX500 Ion Chromatography Daily Log

ANION

Analyst: RSpies

Date: 12/18/02 (19) RSS 12/19/02

Conductivity: 16.7

Client	Project #	WO #	Analytical Method
DIV 20	06002.01.071	23452	300M

Loop: 40ul

Column: AS14: 13535

Method: Anions 021218

Calibration: 021218

Comments:

ICV/CCV/MS:

1st Source: SPEX Inorg #3607

Lot #: 22-131AS

CCV Conc: 1:20

MS Conc: 1:100

2nd Source: Nitrite

Lot #: 102-01-IC3

CCV Conc: 1:20

MS Conc: 1:100

ELUENT SOLUTION PREP:

1.0 ~~2.8~~mM Sodium Bicarbonate & (RSS 12/19/03)

Weight: ~~0.4704g~~ 0.1680g NaHCO3 (RSS 12/26/02)

Source: Aldrich

Lot: 15308EI

FV = 2.0L DI H20

3.5 ~~2.2~~mM Sodium Carbonate (RSS 12/19/03)

Weight: ~~0.4664g~~ 0.7419 NaCO3 (RSS 12/26/02)

Source: Aldrich

Lot: C8915PU

✓ Other Eluant: 3.5mM Sodium Carbonate + 1.0mM Sodium Bicarbonate

✓ mA-Autoregen (ASRS)

\ Other Regen:

Balance 34

✓ ajms 1/15/03

Eppendorf:

5000 F

1000 F

200 D

Book/Page: 09 140

010095

Southwest Research Institute

Schedule File: C:\PeakNet\schedule\03jan03.sch

Line	Sample	Sample Type	Level	Method	Data File	Dilution
1	ICV	Sample		anions021218.met	021203_001.dxd	20
2	ICB	Sample		anions021218.met	021203_002.dxd	1
3	216297	Sample		anions021218.met	021203_003.dxd	50
4	216298	Sample		anions021218a.met	021203_004.dxd	50
5	216299	Sample		anions021218a.met	021203_005.dxd	50
6	216300	Sample		anions021218a.met	021203_006.dxd	50
7	216301	Sample		anions021218a.met	021203_007.dxd	50
8	216302	Sample		anions021218a.met	021203_008.dxd	50
9	216303	Sample		anions021218a.met	021203_008.dxd	50
10	216304	Sample		anions021218a.met	021203_009.dxd	50
11	217854	Sample		anions021218.met	021203_010.dxd	5
12	CCV	Sample		anions021218.met	021203_011.dxd	20
13	CCB	Sample		anions021218.met	021203_012.dxd	1
14	217460	Sample		anions021218.met	021203_013.dxd	1
15	217460D	Sample		anions021218.met	021203_014.dxd	1
16	217460S	Sample		anions021218.met	021203_015.dxd	1
17	CCV	Sample		anions021218.met	021203_016.dxd	20
18	CCB	Sample		anions021218.met	021203_017.dxd	1

Default Method Path: C:\PEAKNET\METHOD
Default Data Path: c:\peaknet\data\030103
Comment:
DIVISION 20 WO23452 06002.01.071
LACANTERA WO23587 04909.05.004
DIV 03 WO23550 05724.01.003

R86

✓ ams 1/15/03

Book/Page: 09 141

010096

Southwest Research Institute

Dionex DX500 Ion Chromatography Daily Log

ANION

Analyst: RSpies

Date: 1/3/02

Conductivity: 16.8

Client	Project #	WO #	Analytical Method
DIV20	06002.01.071	23452	300M
Lacantera	0490905.004	23587	↓
DIV.3	0572401.003	23550	↓

Loop: 40 µl

Column: AS14 13535

Method: Anions 021218

Calibration: 12/18/02 RSS.

Comments:

ICV/CCV/MS:

1st Source: SPEX (Inorg # 3607)

Lot #: 22-131AS

CCV Conc: 1:20

MS Conc: 1:100

2nd Source: Nitrite-N

Lot #: 102-01-1C3

CCV Conc: 1:20

MS Conc: 1:100

ELUENT SOLUTION PREP:

FV = 2.0L DI H20

1.0 ~~2.8~~mM Sodium Bicarbonate &

RSS 1/3/03 Weight: ~~0.4704~~g NaHCO3

Source: Aldrich

Lot: 1308 EI

3.5 ~~2.2~~mM Sodium Carbonate

RSS 1/3/03 Weight: ~~0.4664~~g NaCO3

Source: Aldrich

Lot: 08915 PU

✓ Other Eluant: 3.5 mM Sodium Carbonate + 1.0 mM Sodium Bicarbonate

✓ mA-Autoregen (ASRS)

Other Regen:

Balance 34, Eppendorf 5000 I 200 D 1000 D

✓ ams 1/15/03

102 TITLE Nitrite

SwRI PROJECT NO.

BOOK NO. IC3

Work continued from Page

010097

-102-01-IC3 Nitrite-N 100 ppm

Diluted ~~0.4~~ AA 01/08/02 0.0493g Sodium Nitrite in 100 ml DI H_2O

(Fisher Lot# 944033, ~~Dnorg~~ # 0277)

Balance # 34
Eppendorf # 5000 E
Eppendorf # 1000 C
Eppendorf # 200 D

AA 01/08/02

SCIENTIFIC BINDERY PRODUCTIONS CHICAGO 60605 MADE IN USA

Work continued to Page

SIGNATURE Alex J. Albarran DATE 01/08/02

DISCLOSED TO AND UNDERSTOOD BY AMS DATE 1/8/02 WITNESS DATE

186 TITLE Anions DIV 20. SwRI PROJECT NO. — BOOK NO. IC3 010098

Work continued from Page

186-01-IC2 20 ppm Anions Std. 8

Anion	STD Vol (ml)	STD Conc (ppm)	STD Inorg #	Spex Source	Exp Date
Fluoride	1.0	1000	3252	21-61 AS	1/5/03
Chloride	1.0	1000	3487	21-58 AS	6/15/03
Nitrite-N	3.3	304	3488	5-255VY	6/15/03
Bromide	1.0	1000	3490	22-114AS	6/15/03
Nitrate-N	1.0	1000	3253	21-76AS	1/15/03
Phosphate-P	3.07	326	3880	24-63AS	12/15/2003
Sulfate	1.0	1000	3489	6-76VY	6/15/03

FV = 50 ml

186-02-IC2 15~~10~~ ppm Anions Std. 7 RSS 12/18/02
3 ml 186-01-IC2 + 1 ml DI H_2O.

186-03-IC2 10 ppm Anions Std 6
2 ml 186-01-IC2 + 2 ml DI H_2O

186-04-IC2 5 ppm Anions Std 5
2 ml 186-03-IC2 + 2 ml DI H_2O

186-05-IC2 1 ppm Anions Std 4
1 ml 186-04-IC2 + 4 ml DI H_2O

186-06-IC2 0.5 ppm Anions Std 3
2 ml 186-05-IC2 + 2 ml DI H_2O

186-07-IC2 0.4 ppm ~~DI to~~ Anions Std 2 RSS 12/18/02
4 ~~2~~ ml DI Water + ~~2~~ 1 ml 186-06-IC2. Balance #34:
Eppendorfs:
5000 ~~7~~ I RSS 12/18/02
1000 D
200 D

186-08-IC2 0
DI H_2O.

Work continued to Page

SIGNATURE [signature] DATE 12/18/02

DISCLOSED TO AND UNDERSTOOD BY [signature] DATE 1/15/03 WITNESS DATE

DIV20
WO23452
WO# 23299, 23307, 23311

✓ Warren A. Naegeli
01/09/03

Date: 1/3/02
Analyst: RSPIES
Method: EPA 300

010099

DATE ANALYZED	System ID	Analyte	Conc mg/L	RESULT mg/L	Qual	DL	TV	% Rec or RPD
12/18/02	216253	FLOURIDE	0.264	0.264		0.1		
12/19/02	216253	CHLORIDE	717.404	717		5.0		
12/19/02	216253	NITRITE-N	0.000	5	U	5.0		
12/18/02	216253	BROMIDE	0.000	0.1	U	0.1		
12/18/02	216253	NITRATE-N	0.140	0.140		0.1		
12/18/02	216253	PHOSPHATE-P	0.000	0.1	U	0.1		
12/18/02	216253	SULFATE	0.355	0.355		0.1		
12/18/02	216253D	FLOURIDE	0.267	0.267		0.1		1.13%
12/19/02	216253D	CHLORIDE	721.711	722		5.0		0.599%
12/19/02	216253D	NITRITE-N	0.000	5	U	5.0		0.0%
12/18/02	216253D	BROMIDE	0.000	0.1	U	0.1		0.0%
12/18/02	216253D	NITRATE-N	0.151	0.151		0.1		7.56%
12/18/02	216253D	PHOSPHATE-P	0.000	0.1	U	0.1		0.0%
12/18/02	216253D	SULFATE	0.340	0.340		0.1		4.32%
12/18/02	216253S	FLOURIDE	1.163	1.16		0.1	1	89.9%
12/19/02	216253S	CHLORIDE	820.407	820		5.0	100	103.0%
12/19/02	216253S	NITRITE-N	48.992	49.0		5.0	50	98.0%
12/18/02	216253S	BROMIDE	3.886	3.89		0.1	4	97.2%
12/18/02	216253S	NITRATE-N	0.925	0.925		0.1	0.904	86.8%
12/18/02	216253S	PHOSPHATE-P	1.906	1.91		0.1	1.91	99.8%
12/18/02	216253S	SULFATE	4.260	4.26		0.1	4	97.6%
12/18/02	216254	FLOURIDE	0.370	0.370		0.1		
12/19/02	216254	CHLORIDE	809.774	810		5.0		
12/19/02	216254	NITRITE-N	0.000	5	U	5.0		
12/18/02	216254	BROMIDE	0.000	0.1	U	0.1		
12/18/02	216254	NITRATE-N	0.293	0.293		0.1		
12/18/02	216254	PHOSPHATE-P	0.095	0.1	U	0.1		
12/18/02	216254	SULFATE	0.296	0.296		0.1		
12/18/02	216255	FLOURIDE	0.333	0.333		0.1		
12/19/02	216255	CHLORIDE	768.820	769		5.0		
12/19/02	216255	NITRITE-N	0.000	5	U	5.0		
12/18/02	216255	BROMIDE	0.000	0.1	U	0.1		
12/18/02	216255	NITRATE-N	0.297	0.297		0.1		
12/18/02	216255	PHOSPHATE-P	0.000	0.1	U	0.1		
12/18/02	216255	SULFATE	0.379	0.379		0.1		
12/18/02	216256	FLOURIDE	0.339	0.339		0.1		
12/19/02	216256	CHLORIDE	732.512	733		5.0		
12/19/02	216256	NITRITE-N	0.000	5	U	5.0		
12/18/02	216256	BROMIDE	0.000	0.1	U	0.1		
12/18/02	216256	NITRATE-N	0.261	0.261		0.1		
12/18/02	216256	PHOSPHATE-P	0.000	0.1	U	0.1		
12/18/02	216256	SULFATE	0.223	0.223		0.1		
12/18/02	216257	FLOURIDE	0.301	0.301		0.1		
12/19/02	216257	CHLORIDE	741.621	742		5.0		
12/19/02	216257	NITRITE-N	0.000	5	U	5.0		
12/18/02	216257	BROMIDE	0.000	0.1	U	0.1		
12/18/02	216257	NITRATE-N	0.296	0.296		0.1		
12/18/02	216257	PHOSPHATE-P	0.000	0.1	U	0.1		
12/18/02	216257	SULFATE	0.254	0.254		0.1		
12/18/02	216258	FLOURIDE	0.279	0.279		0.1		
12/19/02	216258	CHLORIDE	785.245	785		5.0		
12/19/02	216258	NITRITE-N	0.000	5	U	5.0		
12/18/02	216258	BROMIDE	0.000	0.1	U	0.1		
12/18/02	216258	NITRATE-N	0.325	0.325		0.1		

010100

12/18/02	216258	PHOSPHATE-P	0.000	0.1	U	0.1		
12/18/02	216258	SULFATE	0.306	0.306		0.1		
12/18/02	216259	FLOURIDE	0.350	0.35		0.1		
12/19/02	216259	CHLORIDE	758.243	758		5.0		
12/19/02	216259	NITRITE-N	0.000	5	U	5.0		
12/18/02	216259	BROMIDE	0.000	0.1	U	0.1		
12/18/02	216259	NITRATE-N	0.272	0.272		0.1		
12/18/02	216259	PHOSPHATE-P	0.000	0.1	U	0.1		
12/18/02	216259	SULFATE	0.305	0.305		0.1		
12/18/02	216260	FLOURIDE	0.365	0.365		0.1		
12/19/02	216260	CHLORIDE	766.482	766		5.0		
12/19/02	216260	NITRITE-N	0.000	5	U	5.0		
12/18/02	216260	BROMIDE	0.000	0.1	U	0.1		
12/18/02	216260	NITRATE-N	0.293	0.293		0.1		
12/18/02	216260	PHOSPHATE-P	0.000	0.1	U	0.1		
12/18/02	216260	SULFATE	0.289	0.289	RSS 1/14/03	0.1		
12/18/02	216261	FLOURIDE	0.362	0.1 ~~5~~	U	0.1 ~~5.0~~	RSS 1/14/03	
12/19/02	216261	CHLORIDE	792.064	792		5.0		
12/19/02	216261	NITRITE-N	0.000	5 ~~0.1~~	U	5.0 ~~0.1~~		
12/18/02	216261	BROMIDE	0.000	0.1	U	0.1		
12/18/02	216261	NITRATE-N	0.335	0.335		0.1		
12/18/02	216261	PHOSPHATE-P	0.000	0.1	U	0.1		
12/18/02	216261	SULFATE	0.350	0.350		0.1		
12/18/02	216262	FLOURIDE	0.373	0.373		0.1		
12/19/02	216262	CHLORIDE	802.770	803		5.0		
12/19/02	216262	NITRITE-N	0.000	5	U	5.0		
12/18/02	216262	BROMIDE	0.000	0.1	U	0.1		
12/18/02	216262	NITRATE-N	0.298	0.298		0.1		
12/18/02	216262	PHOSPHATE-P	0.000	0.1	U	0.1		
12/18/02	216262	SULFATE	0.306	0.306		0.1		
12/18/02	216263	FLOURIDE	0.292	0.292		0.1		
12/19/02	216263	CHLORIDE	722.303	722		5.0		
12/19/02	216263	NITRITE-N	0.000	5	U	5.0		
12/18/02	216263	BROMIDE	0.000	0.1	U	0.1		
12/18/02	216263	NITRATE-N	0.290	0.290		0.1		
12/18/02	216263	PHOSPHATE-P	0.000	0.1	U	0.1		
12/18/02	216263	SULFATE	0.298	0.298		0.1		
12/18/02	216264	FLOURIDE	0.372	0.372		0.1		
12/19/02	216264	CHLORIDE	844.751	845		5.0		
12/19/02	216264	NITRITE-N	0.000	5	U	5.0		
12/18/02	216264	BROMIDE	0.000	0.1	U	0.1		
12/18/02	216264	NITRATE-N	0.351	0.351		0.1		
12/18/02	216264	PHOSPHATE-P	0.000	0.1	U	0.1		
12/18/02	216264	SULFATE	0.310	0.310		0.1		
12/18/02	216265	FLOURIDE	0.284	0.284		0.1		
12/19/02	216265	CHLORIDE	744.899	745		5.0		
12/19/02	216265	NITRITE-N	0.000	5	U	5.0		
12/18/02	216265	BROMIDE	0.000	0.1	U	0.1		
12/18/02	216265	NITRATE-N	0.123	0.123		0.1		
12/18/02	216265	PHOSPHATE-P	0.000	0.1	U	0.1		
12/18/02	216265	SULFATE	0.479	0.479		0.1		
12/18/02	216266	FLOURIDE	0.292	0.292		0.1		
12/19/02	216266	CHLORIDE	745.178	745		5.0		
12/19/02	216266	NITRITE-N	0.000	5	U	5.0		
12/18/02	216266	BROMIDE	0.000	0.1	U	0.1		
12/18/02	216266	NITRATE-N	0.278	0.278		0.1		
12/18/02	216266	PHOSPHATE-P	0.000	0.1	U	0.1		
12/18/02	216266	SULFATE	0.313	0.313		0.1		
12/18/02	216267	FLOURIDE	0.327	0.327		0.1		
12/19/02	216267	CHLORIDE	746.649	747		5.0		
12/19/02	216267	NITRITE-N	0.000	5	U	5.0		

010101

12/18/02	216267	BROMIDE	0.000	0.1	U	0.1		
12/18/02	216267	NITRATE-N	0.314	0.314		0.1		
12/18/02	216267	PHOSPHATE-P	0.000	0.1	U	0.1		
12/18/02	216267	SULFATE	0.250	0.250		0.1		
12/18/02	216268	FLOURIDE	0.303	0.303		0.1		
12/19/02	216268	CHLORIDE	758.585	759		5.0		
12/19/02	216268	NITRITE-N	0.000	5	U	5.0		
12/18/02	216268	BROMIDE	0.000	0.1	U	0.1		
12/18/02	216268	NITRATE-N	0.290	0.290		0.1		
12/18/02	216268	PHOSPHATE-P	0.000	0.1	U	0.1		
12/18/02	216268	SULFATE	0.235	0.235		0.1		
12/18/02	216269	FLOURIDE	0.339	0.339		0.1		
12/19/02	216269	CHLORIDE	781.379	781		5.0		
12/19/02	216269	NITRITE-N	0.000	5	U	5.0		
12/18/02	216269	BROMIDE	0.000	0.1	U	0.1		
12/18/02	216269	NITRATE-N	0.266	0.266		0.1		
12/18/02	216269	PHOSPHATE-P	0.000	0.1	U	0.1		
12/18/02	216269	SULFATE	0.266	0.266		0.1		
12/18/02	216270	FLOURIDE	0.360	0.360		0.1		
12/19/02	216270	CHLORIDE	785.475	785		5.0		
12/19/02	216270	NITRITE-N	0.000	5	U	5.0		
12/18/02	216270	BROMIDE	0.000	0.1	U	0.1		
12/18/02	216270	NITRATE-N	0.295	0.295		0.1		
12/18/02	216270	PHOSPHATE-P	0.000	0.1	U	0.1		
12/18/02	216270	SULFATE	0.238	0.238		0.1		
12/18/02	216271	FLOURIDE	0.326	0.326		0.1		
12/19/02	216271	CHLORIDE	801.019	801		5.0		
12/19/02	216271	NITRITE-N	0.000	5	U	5.0		
12/18/02	216271	BROMIDE	0.000	0.1	U	0.1		
12/18/02	216271	NITRATE-N	0.290	0.29		0.1		
12/18/02	216271	PHOSPHATE-P	0.000	0.1	U	0.1		
12/18/02	216271	SULFATE	0.305	0.305		0.1		
12/18/02	216272	FLOURIDE	0.358	0.358		0.1		
12/19/02	216272	CHLORIDE	819.282	819		5.0		
12/19/02	216272	NITRITE-N	0.000	5	U	5.0		
12/18/02	216272	BROMIDE	0.000	0.1	U	0.1		
12/18/02	216272	NITRATE-N	0.304	0.304		0.1		
12/18/02	216272	PHOSPHATE-P	0.000	0.1	U	0.1		
12/18/02	216272	SULFATE	0.238	0.238		0.1		
12/18/02	216273	FLOURIDE	0.000	0.1	U	0.1		
12/19/02	216273	CHLORIDE	713.107	713		5.0		
12/19/02	216273	NITRITE-N	0.000	5	U	5.0		
12/18/02	216273	BROMIDE	0.000	0.1	U	0.1		
12/18/02	216273	NITRATE-N	0.414	0.414		0.1		
12/18/02	216273	PHOSPHATE-P	0.000	0.1	U	0.1		
12/18/02	216273	SULFATE	0.000	0.1	U	0.1		
12/18/02	216273D	FLOURIDE	0.000	0.1	U	0.1		0.0%
12/19/02	216273D	CHLORIDE	713.025	713		5.0		0.0%
12/19/02	216273D	NITRITE-N	0.000	5	U	5.0		0.0%
12/18/02	216273D	BROMIDE	0.000	0.1	U	0.1		0.0%
12/18/02	216273D	NITRATE-N	0.409	0.409		0.1		1.22%
12/18/02	216273D	PHOSPHATE-P	0.000	0.1	U	0.1		0.0%
12/18/02	216273D	SULFATE	0.000	0.1	U	0.1		0.0%
12/18/02	216273S	FLOURIDE	0.896	0.896		0.1	1	89.6%
12/19/02	216273S	CHLORIDE	810.977	811		5.0	100	97.9%
12/19/02	216273S	NITRITE-N	46.868	46.9		5.0	50	93.7%
12/18/02	216273S	BROMIDE	4.393	4.39		0.1	4	110%
12/18/02	216273S	NITRATE-N	1.212	1.21		0.1	0.904	88.3%
12/18/02	216273S	PHOSPHATE-P	1.814	1.81		0.1	1.91	95.0%
12/18/02	216273S	SULFATE	3.914	3.91		0.1	4	95.4%
12/18/02	216274	FLOURIDE	0.000	0.1	U	0.1		

12/19/02	216274	CHLORIDE	815.247	815		5.0		
12/19/02	216274	NITRITE-N	0.000	5	U	5.0		
12/18/02	216274	BROMIDE	0.000	0.1	U	0.1		
12/18/02	216274	NITRATE-N	0.072	0.1	U	0.1		010102
12/18/02	216274	PHOSPHATE-P	0.000	0.1	U	0.1		
12/18/02	216274	SULFATE	0.000	0.1	U	0.1		
12/18/02	216275	FLOURIDE	0.000	0.1	U	0.1		
12/19/02	216275	CHLORIDE	676.278	676		5.0		
12/19/02	216275	NITRITE-N	0.000	5	U	5.0		
12/18/02	216275	BROMIDE	0.000	0.1	U	0.1		
12/18/02	216275	NITRATE-N	0.246	0.246		0.1		
12/18/02	216275	PHOSPHATE-P	0.000	0.1	U	0.1		
12/18/02	216275	SULFATE	0.000	0.1	U	0.1		
12/18/02	216276	FLOURIDE	0.000	0.1	U	0.1		
12/19/02	216276	CHLORIDE	729.526	730		5.0		
12/19/02	216276	NITRITE-N	0.000	5	U	5.0		
12/18/02	216276	BROMIDE	0.000	0.1	U	0.1		
12/18/02	216276	NITRATE-N	0.122	0.122		0.1		
12/18/02	216276	PHOSPHATE-P	0.000	0.1	U	0.1		
12/18/02	216276	SULFATE	0.000	0.1	U	0.1		
12/18/02	216277	FLOURIDE	0.000	0.1	U	0.1		
12/19/02	216277	CHLORIDE	771.297	771		5.0		
12/19/02	216277	NITRITE-N	0.000	5	U	5.0		
12/18/02	216277	BROMIDE	0.000	0.1	U	0.1		
12/18/02	216277	NITRATE-N	0.159	0.159		0.1		
12/18/02	216277	PHOSPHATE-P	0.000	0.1	U	0.1		
12/18/02	216277	SULFATE	0.000	0.1	U	0.1		
12/18/02	216278	FLOURIDE	0.000	0.1	U	0.1		
12/19/02	216278	CHLORIDE	759.715	760		5.0		
12/19/02	216278	NITRITE-N	0.000	5	U	5.0		
12/18/02	216278	BROMIDE	0.000	0.1	U	0.1		
12/18/02	216278	NITRATE-N	0.122	0.122		0.1		
12/18/02	216278	PHOSPHATE-P	0.000	0.1	U	0.1		
12/18/02	216278	SULFATE	0.000	0.1	U	0.1		
12/18/02	216279	FLOURIDE	0.000	0.1	U	0.1		
12/19/02	216279	CHLORIDE	718.917	719		5.0		
12/19/02	216279	NITRITE-N	0.000	5	U	5.0		
12/18/02	216279	BROMIDE	0.000	0.1	U	0.1		
12/18/02	216279	NITRATE-N	0.223	0.223		0.1		
12/18/02	216279	PHOSPHATE-P	0.000	0.1	U	0.1		
12/18/02	216279	SULFATE	0.000	0.1	U	0.1		
12/18/02	216280	FLOURIDE	0.042	0.1	U	0.1		
12/19/02	216280	CHLORIDE	771.538	772		5.0		
12/19/02	216280	NITRITE-N	0.000	5	U	5.0		
12/18/02	216280	BROMIDE	0.000	0.1	U	0.1		
12/18/02	216280	NITRATE-N	0.935	0.935		0.1		
12/18/02	216280	PHOSPHATE-P	0.000	0.1	U	0.1		
12/18/02	216280	SULFATE	4.634	4.63		0.1		
12/18/02	216281	FLOURIDE	0.313	0.313		0.1		
12/19/02	216281	CHLORIDE	735.612	736		5.0		
12/19/02	216281	NITRITE-N	0.000	5	U	5.0		
12/18/02	216281	BROMIDE	0.000	0.1	U	0.1		
12/18/02	216281	NITRATE-N	0.100	0.1	00 RSS 1/14/03	0.1		
12/18/02	216281	PHOSPHATE-P	0.000	0.1	U	0.1		
12/18/02	216281	SULFATE	0.377	0.377		0.1		
12/18/02	216282	FLOURIDE	0.316	0.316		0.1		
12/19/02	216282	CHLORIDE	847.021	847		5.0		
12/19/02	216282	NITRITE-N	0.000	5	U	5.0		
12/18/02	216282	BROMIDE	0.000	0.1	U	0.1		
12/18/02	216282	NITRATE-N	0.225	0.225		0.1		
12/18/02	216282	PHOSPHATE-P	0.000	0.1	U	0.1		

010103

12/18/02	216282	SULFATE	0.305	0.305		0.1		
12/18/02	216283	FLOURIDE	0.308	0.308		0.1		
12/19/02	216283	CHLORIDE	741.677	742		5.0		
12/19/02	216283	NITRITE-N	0.000	5	U	5.0		
12/18/02	216283	BROMIDE	0.000	0.1	U	0.1		
12/18/02	216283	NITRATE-N	0.098	0.1	U	0.1		
12/18/02	216283	PHOSPHATE-P	0.000	0.1	U	0.1		
12/18/02	216283	SULFATE	0.543	0.543		0.1		
12/18/02	216284	FLOURIDE	0.342	0.342		0.1		
12/19/02	216284	CHLORIDE	739.491	739		5.0		
12/19/02	216284	NITRITE-N	0.000	5	U	5.0		
12/18/02	216284	BROMIDE	0.000	0.1	U	0.1		
12/18/02	216284	NITRATE-N	0.165	0.165		0.1		
12/18/02	216284	PHOSPHATE-P	0.000	0.1	U	0.1		
12/18/02	216284	SULFATE	0.244	0.244		0.1		
12/18/02	216285	FLOURIDE	0.319	0.319		0.1		
12/19/02	216285	CHLORIDE	753.250	753		5.0		
12/19/02	216285	NITRITE-N	0.000	5	U	5.0		
12/18/02	216285	BROMIDE	0.000	0.1	U	0.1		
12/18/02	216285	NITRATE-N	0.179	0.179		0.1		
12/18/02	216285	PHOSPHATE-P	0.000	0.1	U	0.1		
12/18/02	216285	SULFATE	0.285	0.285		0.1		
12/18/02	216286	FLOURIDE	0.321	0.321		0.1		
12/19/02	216286	CHLORIDE	769.069	769		5.0		
12/19/02	216286	NITRITE-N	0.000	5	U	5.0		
12/18/02	216286	BROMIDE	0.000	0.1	U	0.1		
12/18/02	216286	NITRATE-N	0.272	0.272		0.1		
12/18/02	216286	PHOSPHATE-P	0.000	0.1	U	0.1		
12/18/02	216286	SULFATE	0.307	0.307		0.1		
12/18/02	216287	FLOURIDE	0.365	0.365		0.1		
12/19/02	216287	CHLORIDE	788.487	788		5.0		
12/19/02	216287	NITRITE-N	0.000	5	U	5.0		
12/18/02	216287	BROMIDE	0.000	0.1	U	0.1		
12/18/02	216287	NITRATE-N	0.176	0.176		0.1		
12/18/02	216287	PHOSPHATE-P	0.000	0.1	U	0.1		
12/18/02	216287	SULFATE	0.328	0.328		0.1		
12/18/02	216288	FLOURIDE	0.365	0.365		0.1		
12/19/02	216288	CHLORIDE	763.697	764		5.0		
12/19/02	216288	NITRITE-N	0.000	5	U	5.0		
12/18/02	216288	BROMIDE	0.000	0.1	U	0.1		
12/18/02	216288	NITRATE-N	0.216	0.216		0.1		
12/18/02	216288	PHOSPHATE-P	0.000	0.1	U	0.1		
12/18/02	216288	SULFATE	0.334	0.334		0.1		
12/18/02	216289	FLOURIDE	0.360	0.360		0.1		
12/19/02	216289	CHLORIDE	783.154	783		5.0		
12/19/02	216289	NITRITE-N	0.000	5	U	5.0		
12/18/02	216289	BROMIDE	0.000	0.1	U	0.1		
12/18/02	216289	NITRATE-N	0.235	0.235		0.1		
12/18/02	216289	PHOSPHATE-P	0.000	0.1	U	0.1		
12/18/02	216289	SULFATE	0.358	0.358		0.1		
12/18/02	216290	FLOURIDE	0.396	0.396		0.1		
12/19/02	216290	CHLORIDE	810.276	810		5.0		
12/19/02	216290	NITRITE-N	0.000	5	U	5.0		
12/18/02	216290	BROMIDE	0.000	0.1	U	0.1		
12/18/02	216290	NITRATE-N	0.195	0.195		0.1		
12/18/02	216290	PHOSPHATE-P	0.000	0.1	U	0.1		
12/18/02	216290	SULFATE	0.644	0.644		0.1		
12/18/02	216291	FLOURIDE	0.318	0.318		0.1		
12/19/02	216291	CHLORIDE	733.028	733		5.0		
12/19/02	216291	NITRITE-N	0.000	5	U	5.0		
12/18/02	216291	BROMIDE	0.000	0.1	U	0.1		

010104

12/18/02	216291	NITRATE-N	0.159	0.159		0.1		
12/18/02	216291	PHOSPHATE-P	0.000	0.1	U	0.1		
12/18/02	216291	SULFATE	0.236	0.236		0.1		
12/18/02	216292	FLOURIDE	0.390	0.390		0.1		
12/19/02	216292	CHLORIDE	821.933	822		5.0		
12/19/02	216292	NITRITE-N	0.000	5	U	5.0		
12/18/02	216292	BROMIDE	0.000	0.1	U	0.1		
12/18/02	216292	NITRATE-N	0.222	0.222		0.1		
12/18/02	216292	PHOSPHATE-P	0.000	0.1	U	0.1		
12/18/02	216292	SULFATE	0.283	0.283		0.1		
12/18/02	216293	FLOURIDE	0.288	0.288		0.1		
12/19/02	216293	CHLORIDE	719.325	719		5.0		
12/19/02	216293	NITRITE-N	0.000	5	U	5.0		
12/18/02	216293	BROMIDE	0.000	0.1	U	0.1		
12/18/02	216293	NITRATE-N	0.199	0.199		0.1		
12/18/02	216293	PHOSPHATE-P	0.000	0.1	U	0.1		
12/18/02	216293	SULFATE	0.372	0.372		0.1		
12/19/02	216293D	CHLORIDE	722.439	722		5.0		
12/19/02	216293D	NITRITE-N	0.000	5	U	5.0		
12/19/02	216293S	CHLORIDE	816.774	817		5.0	100	97.4%
12/18/02	216293S	NITRITE-N	45.443	45.4		5.0	50	90.9%
12/18/02	216294	FLOURIDE	0.335	0.335		0.1		
12/19/02	216294	CHLORIDE	710.445	710		5.0		
12/19/02	216294	NITRITE-N	0.000	5	U	5.0		
12/18/02	216294	BROMIDE	0.000	0.1	U	0.1		
12/18/02	216294	NITRATE-N	0.202	0.202		0.1		
12/18/02	216294	PHOSPHATE-P	0.000	0.1	U	0.1		
12/18/02	216294	SULFATE	0.297	0.297		0.1		
12/18/02	216294D	FLOURIDE	0.336	0.336		0.1		0.298%
12/18/02	216294D	BROMIDE	0.000	0.1	U	0.1		0.0%
12/18/02	216294D	NITRATE-N	0.190	0.190		0.1		6.12%
12/18/02	216294D	PHOSPHATE-P	0.000	0.1	U	0.1		0.0%
12/18/02	216294D	SULFATE	0.319	0.319		0.1		7.14%
12/18/02	216294S	FLOURIDE	1.257	1.26		0.1	1	92.2%
12/18/02	216294S	BROMIDE	4.052	4.05		0.1	4	101%
12/18/02	216294S	NITRATE-N	1.001	1.00		0.1	1	79.9%
12/18/02	216294S	PHOSPHATE-P	1.895	1.90		0.1	1.91	99.2%
12/18/02	216294S	SULFATE	4.493	4.49		0.1	4	105%
12/18/02	216295	FLOURIDE	0.364	0.364		0.1		
12/19/02	216295	CHLORIDE	756.093	756		5.0		
12/19/02	216295	NITRITE-N	0.000	5	U	5.0		
12/18/02	216295	BROMIDE	0.000	0.1	U	0.1		
12/18/02	216295	NITRATE-N	0.219	0.219		0.1		
12/18/02	216295	PHOSPHATE-P	0.090	0.1	U	0.1		
12/18/02	216295	SULFATE	0.298	0.298		0.1		
12/18/02	216296	FLOURIDE	0.340	0.340		0.1		
12/19/02	216296	CHLORIDE	746.076	746		5.0		
12/19/02	216296	NITRITE-N	0.000	5	U	5.0		
12/18/02	216296	BROMIDE	0.000	0.1	U	0.1		
12/18/02	216296	NITRATE-N	0.171	0.171		0.1		
12/18/02	216296	PHOSPHATE-P	0.000	0.1	U	0.1		
12/18/02	216296	SULFATE	0.306	0.306		0.1		
12/18/02	216297	FLOURIDE	0.344	0.344		0.1		
01/3/03	216297	CHLORIDE	873.266	873		5.0		
01/3/03	216297	NITRITE-N	0.000	5	U	5.0		
12/18/02	216297	BROMIDE	0.000	0.1	U	0.1		
12/18/02	216297	NITRATE-N	0.231	0.231		0.1		
12/18/02	216297	PHOSPHATE-P	0.000	0.1	U	0.1		
12/18/02	216297	SULFATE	0.344	0.344		0.1		
12/18/02	216298	FLOURIDE	0.304	0.304		0.1		
01/3/03	216298	CHLORIDE	804.547	805		5.0		

010105

01/3/03	216298	NITRITE-N	0.000	5	U	5.0		
12/18/02	216298	BROMIDE	0.000	0.1	U	0.1		
12/18/02	216298	NITRATE-N	0.206	0.206		0.1		
12/18/02	216298	PHOSPHATE-P	0.000	0.1	U	0.1		
12/18/02	216298	SULFATE	0.396	0.396		0.1		
12/18/02	216299	FLOURIDE	0.350	0.350		0.1		
01/3/03	216299	CHLORIDE	796.827	797		5.0		
01/3/03	216299	NITRITE-N	0.000	5	U	5.0		
12/18/02	216299	BROMIDE	0.000	0.1	U	0.1		
12/18/02	216299	NITRATE-N	0.197	0.197		0.1		
12/18/02	216299	PHOSPHATE-P	0.000	0.1	U	0.1		
12/18/02	216299	SULFATE	0.382	0.382		0.1		
12/18/02	216300	FLOURIDE	0.380	0.380		0.1		
01/3/03	216300	CHLORIDE	905.112	905		5.0		
01/3/03	216300	NITRITE-N	0.000	5	U	5.0		
12/18/02	216300	BROMIDE	0.000	0.1	U	0.1		
12/18/02	216300	NITRATE-N	0.224	0.224		0.1		
12/18/02	216300	PHOSPHATE-P	0.000	0.1	U	0.1		
12/18/02	216300	SULFATE	0.363	0.363		0.1		
12/18/02	216301	FLOURIDE	0.128	0.128		0.1		
01/3/03	216301	CHLORIDE	706.141	706		5.0		
01/3/03	216301	NITRITE-N	0.000	5	U	5.0		
12/18/02	216301	BROMIDE	0.000	0.1	U	0.1		
12/18/02	216301	NITRATE-N	0.220	0.220		0.1		
12/18/02	216301	PHOSPHATE-P	0.000	0.1	U	0.1		
12/18/02	216301	SULFATE	0.199	0.199		0.1		
12/18/02	216302	FLOURIDE	0.103	0.103		0.1		
01/3/03	216302	CHLORIDE	706.252	706		5.0		
01/3/03	216302	NITRITE-N	0.000	5	U	5.0		
12/18/02	216302	BROMIDE	0.000	0.1	U	0.1		
12/18/02	216302	NITRATE-N	0.211	0.211		0.1		
12/18/02	216302	PHOSPHATE-P	0.000	0.1	U	0.1		
12/18/02	216302	SULFATE	0.117	0.117		0.1		
12/18/02	216303	FLOURIDE	0.107	0.107		0.1		
01/3/03	216303	CHLORIDE	704.991	705		5.0		
01/3/03	216303	NITRITE-N	0.000	5	U	5.0		
12/18/02	216303	BROMIDE	0.000	0.1	U	0.1		
12/18/02	216303	NITRATE-N	0.125	0.125		0.1		
12/18/02	216303	PHOSPHATE-P	0.000	0.1	U	0.1		
12/18/02	216303	SULFATE	0.174	0.174		0.1		
12/18/02	216304	FLOURIDE	0.116	0.116		0.1		
01/3/03	216304	CHLORIDE	732.668	733		5.0		
01/3/03	216304	NITRITE-N	0.000	5	U	5.0		
12/18/02	216304	BROMIDE	0.000	0.1	U	0.1		
12/18/02	216304	NITRATE-N	0.106	0.106		0.1		
12/18/02	216304	PHOSPHATE-P	0.000	0.1	U	0.1		
12/18/02	216304	SULFATE	0.164	0.164		0.1		

U=UNDETECTED

DIV20
WO23452
WO# 23299, 23307, 23311

Date: 1/3/02
Analyst: RSPIES
Method: EPA 300

010106

DATE ANALYZED	System ID	Analyte	Conc mg/L	RESULT mg/L	Qual	DL	TV	% Rec or RPD
12/18/02	ICV (LCS1)	FLOURIDE	98.103	98.1		0.1	100	98.1%
12/18/02	ICV (LCS1)	CHLORIDE	205.742	206		0.1	200	103%
12/18/02	ICV (LCS1)	NITRITE-N	98.949	98.9		0.1	100	98.9%
12/18/02	ICV (LCS1)	BROMIDE	396.997	397		0.1	400	99.2%
12/18/02	ICV (LCS1)	NITRATE-N	87.033	87.0		0.1	90.4	96.3%
12/18/02	ICV (LCS1)	PHOSPHATE-P	192.296	192		0.1	191	101%
12/18/02	ICV (LCS1)	SULFATE	400.518	401		0.1	400	100%
12/18/02	ICB (BLK 1)	FLOURIDE	0.000	0.1	U	0.1		
12/18/02	ICB (BLK 1)	CHLORIDE	0.013	0.1	U	0.1		
12/18/02	ICB (BLK 1)	NITRITE-N	0.000	0.1	U	0.1		
12/18/02	ICB (BLK 1)	BROMIDE	0.000	0.1	U	0.1		
12/18/02	ICB (BLK 1)	NITRATE-N	0.000	0.1	U	0.1		
12/18/02	ICB (BLK 1)	PHOSPHATE-P	0.000	0.1	U	0.1		
12/18/02	ICB (BLK 1)	SULFATE	0.000	0.1	U	0.1		
12/19/02	ICV (LCS1)	FLOURIDE	97.510	97.5		0.1	100	97.5%
12/19/02	ICV (LCS1)	CHLORIDE	204.401	204		0.1	200	102%
12/19/02	ICV (LCS1)	NITRITE-N	94.510	94.5		0.1	100	94.5%
12/19/02	ICV (LCS1)	BROMIDE	393.373	393		0.1	400	98.3%
12/19/02	ICV (LCS1)	NITRATE-N	86.339	86.3		0.1	90.4	95.5%
12/19/02	ICV (LCS1)	PHOSPHATE-P	192.427	192		0.1	191	101%
12/19/02	ICV (LCS1)	SULFATE	419.624	420		0.1	400	105%
12/19/02	ICB (BLK 1)	FLOURIDE	0.000	0.1	U	0.1		
12/19/02	ICB (BLK 1)	CHLORIDE	0.000	0.1	U	0.1		
12/19/02	ICB (BLK 1)	NITRITE-N	0.000	0.1	U	0.1		
12/19/02	ICB (BLK 1)	BROMIDE	0.000	0.1	U	0.1		
12/19/02	ICB (BLK 1)	NITRATE-N	0.000	0.1	U	0.1		
12/19/02	ICB (BLK 1)	PHOSPHATE-P	0.000	0.1	U	0.1		
12/19/02	ICB (BLK 1)	SULFATE	0.000	0.100	U	0.1		
01/03/03	ICV (LCS1)	FLOURIDE	98.913	98.9		0.1	100	98.9%
01/03/03	ICV (LCS1)	CHLORIDE	208.354	208		0.1	200	104%
01/03/03	ICV (LCS1)	NITRITE-N	103.469	103		0.1	100	103%
01/03/03	ICV (LCS1)	BROMIDE	408.448	408		0.1	400	102%
01/03/03	ICV (LCS1)	NITRATE-N	89.342	89.3		0.1	90.4	98.8%
01/03/03	ICV (LCS1)	PHOSPHATE-P	197.923	197.923		0.1	191	104%
01/03/03	ICV (LCS1)	SULFATE	400.771	401		0.1	400	100%
01/03/03	ICB (BLK 1)	FLOURIDE	0.000	0.1	U	0.1		
01/03/03	ICB (BLK 1)	CHLORIDE	0.000	0.1	U	0.1		
01/03/03	ICB (BLK 1)	NITRITE-N	0.000	0.1	U	0.1		
01/03/03	ICB (BLK 1)	BROMIDE	0.000	0.1	U	0.1		
01/03/03	ICB (BLK 1)	NITRATE-N	0.000	0.1	U	0.1		
01/03/03	ICB (BLK 1)	PHOSPHATE-P	0.000	0.1	U	0.1		
01/03/03	ICB (BLK 1)	SULFATE	0.000	0.100	U	0.1		
			0.000					

U = UNDETECTED

Schedule File: C:\PeakNet\schedule\021218.sch

010107

Line	Sample	Sample Type	Level	Method	Data File	Dilution
1	STD 8 186-08-IC3	Calibration St	1	anions021218.met	021218_001.dxd	1
2	STD 7 186-07-IC3	Calibration St	2	anions021218.met	021218_002.dxd	1
3	STD 6 186-06-IC3	Calibration St	3	anions021218.met	021218_003.dxd	1
4	STD 5 186-05-IC3	Calibration St	4	anions021218.met	021218_004.dxd	1
5	STD 4 186-04-IC3	Calibration St	5	anions021218.met	021218_005.dxd	1
6	STD 3 186-03-IC3	Calibration St	6	anions021218.met	021218_006.dxd	1
7	STD 2 186-02-IC3	Calibration St	7	anions021218.met	021218_007.dxd	1
8	STD 1 186-01-IC3	Calibration St	8	anions021218.met	021218_008.dxd	1
9	ICV	Sample		anions021218.met	021218_009.dxd	20
10	ICB	Sample		anions021218.met	021218_010.dxd	1
11	216253	Sample		anions021218.met	021218_011.dxd	1
12	216253D	Sample		anions021218.met	021218_012.dxd	1
13	216253S	Sample		anions021218.met	021218_013.dxd	1
14	216254	Sample		anions021218.met	021218_014.dxd	1
15	216255	Sample		anions021218.met	021218_015.dxd	1
16	216256	Sample		anions021218.met	021218_016.dxd	1
17	216257	Sample		anions021218.met	021218_017.dxd	1
18	216258	Sample		anions021218.met	021218_018.dxd	1
19	216259	Sample		anions021218.met	021218_019.dxd	1
20	216260	Sample		anions021218.met	021218_020.dxd	1
21	CCV	Sample		anions021218.met	021218_021.dxd	20
22	CCB	Sample		anions021218.met	021218_022.dxd	1
23	216261	Sample		anions021218.met	021218_023.dxd	1
24	216262	Sample		anions021218.met	021218_024.dxd	1
25	216263	Sample		anions021218.met	021218_025.dxd	1
26	216264	Sample		anions021218.met	021218_026.dxd	1
27	216265	Sample		anions021218.met	021218_027.dxd	1
28	216266	Sample		anions021218.met	021218_028.dxd	1
29	216267	Sample		anions021218.met	021218_029.dxd	1
30	216268	Sample		anions021218.met	021218_030.dxd	1
31	216269	Sample		anions021218.met	021218_031.dxd	1
32	216270	Sample		anions021218.met	021218_032.dxd	1
33	CCV	Sample		anions021218.met	021218_033.dxd	20
34	CCB	Sample		anions021218.met	021218_034.dxd	1
35	216271	Sample		anions021218.met	021218_035.dxd	1
36	216272	Sample		anions021218.met	021218_036.dxd	1
37	216273	Sample		anions021218.met	021218_037.dxd	1
38	216273D	Sample		anions021218.met	021218_038.dxd	1
39	216273S	Sample		anions021218.met	021218_039.dxd	1
40	216274	Sample		anions021218.met	021218_040.dxd	1
41	216275	Sample		anions021218.met	021218_041.dxd	1
42	216276	Sample		anions021218.met	021218_042.dxd	1
43	216277	Sample		anions021218.met	021218_043.dxd	1
44	216278	Sample		anions021218.met	021218_044.dxd	1
45	CCV	Sample		anions021218.met	021218_045.dxd	20
46	CCB	Sample		anions021218.met	021218_046.dxd	1
47	216279	Sample		anions021218.met	021218_047.dxd	1
48	216280	Sample		anions021218.met	021218_048.dxd	1
49	216281	Sample		anions021218.met	021218_049.dxd	1
50	216282	Sample		anions021218.met	021218_050.dxd	1
51	216283	Sample		anions021218.met	021218_051.dxd	1
52	216284	Sample		anions021218.met	021218_052.dxd	1
53	216285	Sample		anions021218.met	021218_053.dxd	1
54	216286	Sample		anions021218.met	021218_054.dxd	1
55	216287	Sample		anions021218.met	021218_055.dxd	1
56	216288	Sample		anions021218.met	021218_056.dxd	1
57	CCV	Sample		anions021218.met	021218_057.dxd	20
58	CCB	Sample		anions021218.met	021218_058.dxd	1
59	216289	Sample		anions021218.met	021218_059.dxd	1
60	216290	Sample		anions021218.met	021218_060.dxd	1
61	216291	Sample		anions021218.met	021218_061.dxd	1
62	216292	Sample		anions021218.met	021218_062.dxd	1
63	216293	Sample		anions021218.met	021218_063.dxd	1

Schedule File: C:\PeakNet\schedule\021218.sch

Line	Sample	Sample Type	Level	Method	Data File	Dilution
64	216294	Sample		anions021218.met	021218_064.dxd	1
65	216294D	Sample		anions021218.met	021218_065.dxd	1
66	216294S	Sample		anions021218.met	021218_066.dxd	1
67	216295	Sample		anions021218.met	021218_067.dxd	1
68	216296	Sample		anions021218.met	021218_068.dxd	1
69	CCV	Sample		anions021218.met	021218_069.dxd	20
70	CCB	Sample		anions021218.met	021218_070.dxd	1
71	216297	Sample		anions021218.met	021218_071.dxd	1
72	216298	Sample		anions021218.met	021218_072.dxd	1
73	216299	Sample		anions021218.met	021218_073.dxd	1
74	216300	Sample		anions021218.met	021218_074.dxd	1
75	216301	Sample		anions021218.met	021218_075.dxd	1
76	216302	Sample		anions021218.met	021218_076.dxd	1
77	216303	Sample		anions021218.met	021218_077.dxd	1
78	216304	Sample		anions021218.met	021218_078.dxd	1
79	CCV	Sample		anions021218.met	021218_079.dxd	20
80	CCB	Sample		anions021218.met	021218_080.dxd	1

010108

Default Method Path: C:\PEAKNET\METHOD
Default Data Path: C:\PEAKNET\2002\DATA\021218
Comment:
DIV 20 06002.01.071 WO # 23452

Sample Name : STD 8 186-08-IC3
Dilution Factor : 1.00
Injection Number : 1
Data File Name : c:\peaknet\data\021218\021218_001.DXD
Method File Name : c:\peaknet\method\anions021218.met
Schedule File Name : c:\peaknet\schedule\021218.sch

Date Time Collected : 12/18/02 10:58:16 AM
Date Time Updated : 12/18/02 11:14:51 AM
System Name : Dx-500
Detector Name : Conductivity Detector
Column Type : AS14-#13535 AG14-#15177
System Operator : rss

010109

Peak Information : All Components

Peak Number	Peak Retention Time	Component Name	Concentration, ppm (ppm)	Peak Area	Peak Height
1	4.30	CHLORIDE	0.00	2180	224
1	4.30	CHLORIDE	0.00	2180	224
		NITRITE-N			
		BROMIDE			
		NITRATE-N			
		PHOSPHATE-P			
		SULFATE			

STD 8 186-08-IC3

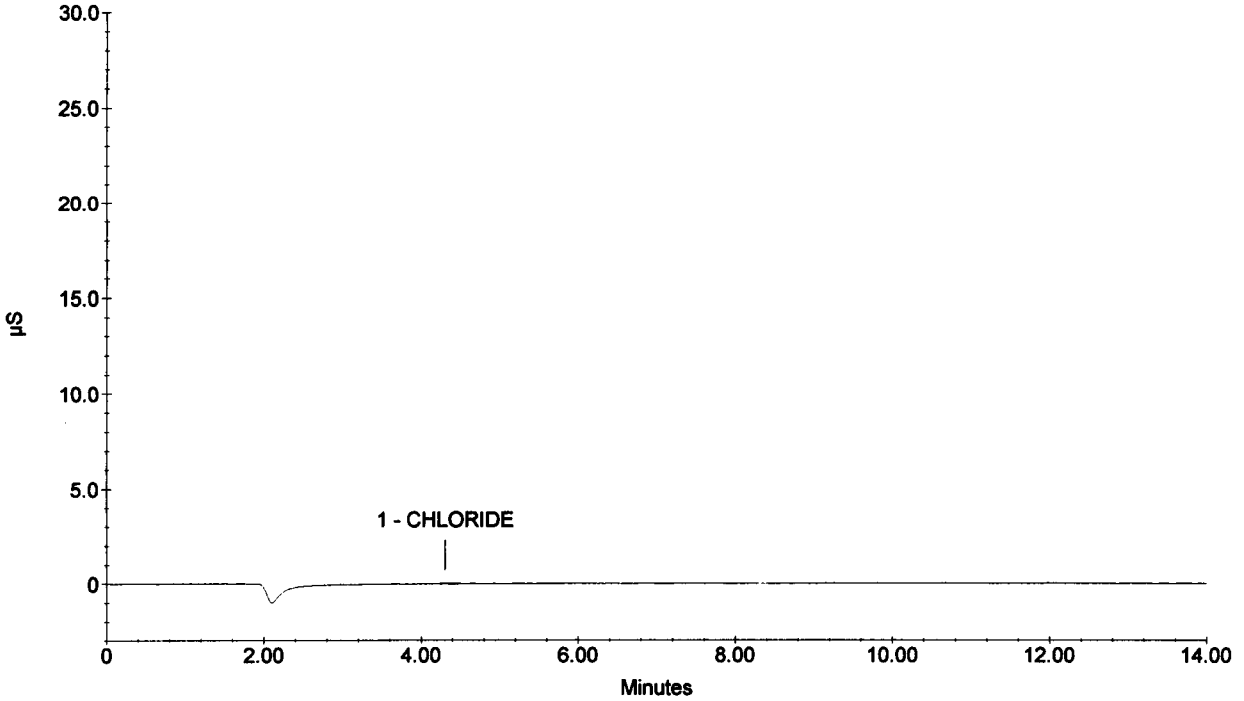

Sample Name : STD 7 186-07-IC3
Dilution Factor : 1.00
Injection Number : 2
Data File Name : c:\peaknet\data\021218\021218_002.DXD
Method File Name : c:\peaknet\method\anions021218.met
Schedule File Name : c:\peaknet\schedule\021218.sch

Date Time Collected : 12/18/02 11:14:57 AM
Date Time Updated : 12/18/02 11:31:31 AM
System Name : Dx-500
Detector Name : Conductivity Detector
Column Type : AS14-#13535 AG14-#15177
System Operator : rss

010110

Peak Information : All Components

Peak Number	Peak Retention Time	Component Name	Concentration, ppm (ppm)	Peak Area	Peak Height
1	3.04	FLUORIDE	0.10	13353	1998
2	4.30	CHLORIDE	0.10	13896	1707
3	5.18	NITRITE-N	0.10	22697	1961
4	6.53	BROMIDE	0.10	4317	382
5	7.72	NITRATE-N	0.10	31131	1936
6	12.22	PHOSPHATE-P SULFATE	0.10	4746	260

STD 7 186-07-IC3

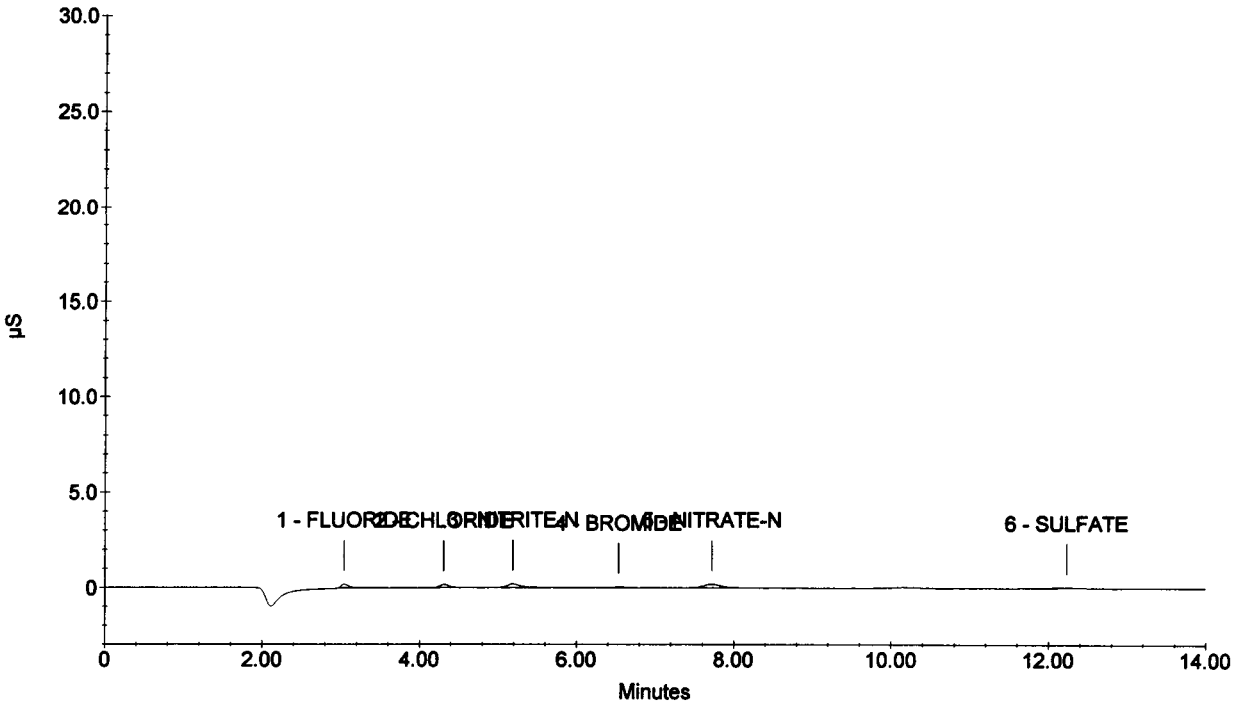

Sample Name : STD 6 186-06-IC3
Dilution Factor : 1.00
Injection Number : 3
Data File Name : c:\peaknet\data\021218\021218_003.DXD
Method File Name : c:\peaknet\method\anions021218.met
Schedule File Name : c:\peaknet\schedule\021218.sch

Date Time Collected : 12/18/02 11:31:39 AM
Date Time Updated : 12/18/02 11:48:12 AM
System Name : Dx-500
Detector Name : Conductivity Detector
Column Type : AS14-#13535 AG14-#15177
System Operator : rss

010111

Peak Information : All Components

Peak Number	Peak Retention Time	Component Name	Concentration, ppm (ppm)	Peak Area	Peak Height
1	3.02	FLUORIDE	0.50	88122	10999
2	4.30	CHLORIDE	0.50	69525	7978
3	5.17	NITRITE-N	0.50	126607	10233
4	6.52	BROMIDE	0.50	26398	2063
5	7.65	NITRATE-N	0.50	163268	10068
6	10.16	PHOSPHATE-P	0.50	53913	2364
7	12.18	SULFATE	0.50	49169	1843

STD 6 186-06-IC3

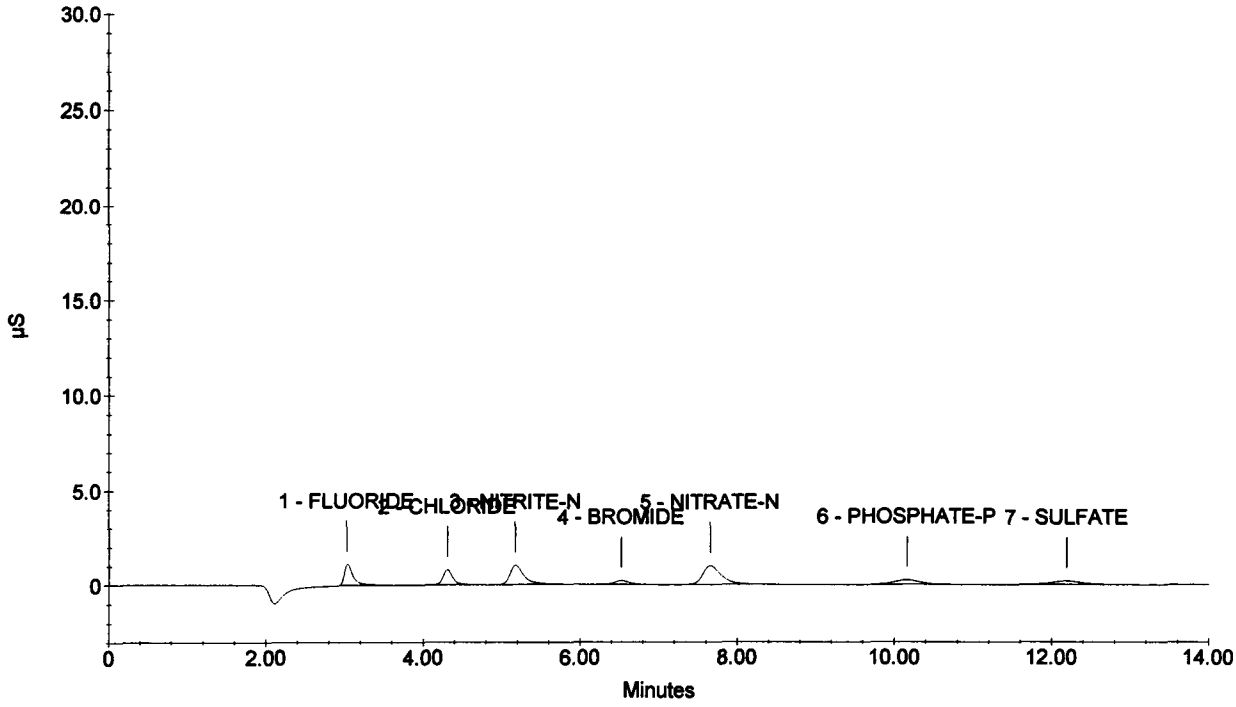

Sample Name : STD 5 186-05-IC3
Dilution Factor : 1.00
Injection Number : 4
Data File Name : c:\peaknet\data\021218\021218_004.DXD
Method File Name : c:\peaknet\method\anions021218.met
Schedule File Name : c:\peaknet\schedule\021218.sch

Date Time Collected : 12/18/02 11:48:22 AM
Date Time Updated : 12/18/02 12:04:54 PM
System Name : Dx-500
Detector Name : Conductivity Detector
Column Type : AS14-#13535 AG14-#15177
System Operator : rss

010112

Peak Information : All Components

Peak Number	Peak Retention Time	Component Name	Concentration, ppm (ppm)	Peak Area	Peak Height
1	3.01	FLUORIDE	1.00	184713	22993
2	4.28	CHLORIDE	1.00	134181	15554
3	5.16	NITRITE-N	1.00	263541	21166
4	6.49	BROMIDE	1.00	50391	4063
5	7.60	NITRATE-N	1.00	333730	20463
6	10.13	PHOSPHATE-P	1.00	113649	4876
7	12.14	SULFATE	1.00	95361	3778

STD 5 186-05-IC3

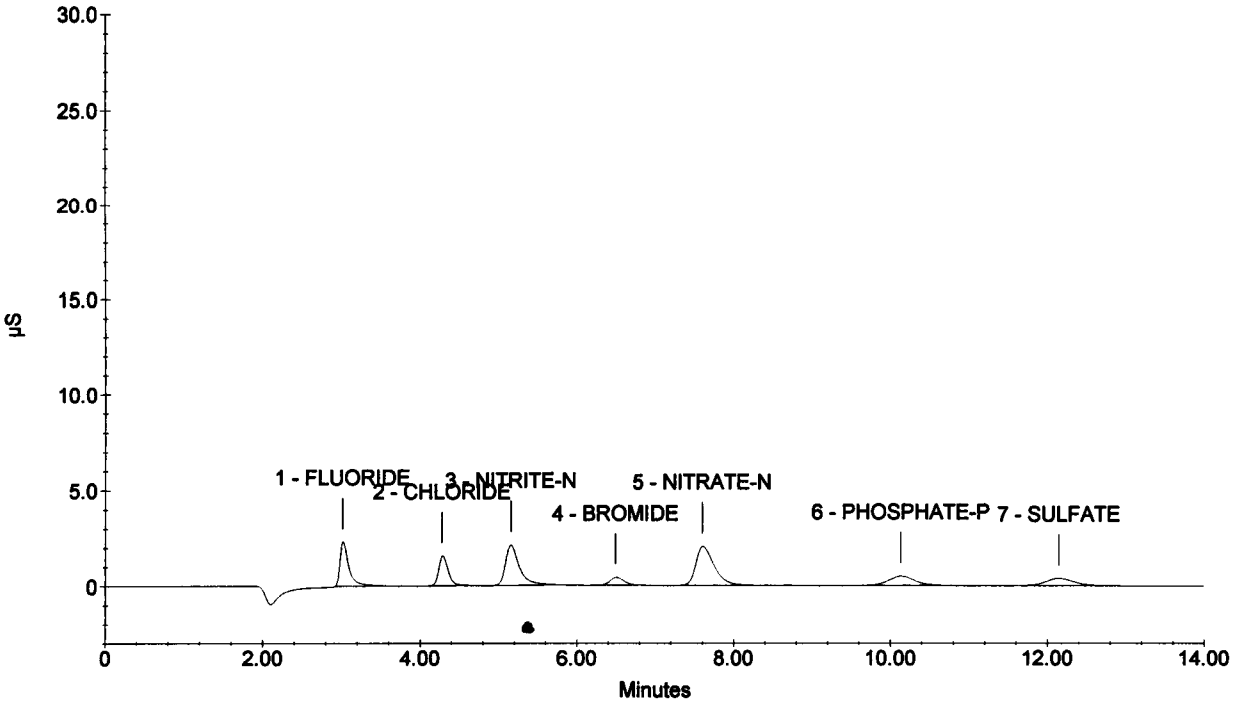

Sample Name : STD 4 186-04-IC3
Dilution Factor : 1.00
Injection Number : 5
Data File Name : c:\peaknet\data\021218\021218_005.DXD
Method File Name : c:\peaknet\method\anions021218.met
Schedule File Name : c:\peaknet\schedule\021218.sch

Date Time Collected : 12/18/02 12:05:02 PM
Date Time Updated : 12/18/02 12:21:36 PM
System Name : Dx-500
Detector Name : Conductivity Detector
Column Type : AS14-#13535 AG14-#15177
System Operator : rss

010113

Peak Information : All Components

Peak Number	Peak Retention Time	Component Name	Concentration, ppm (ppm)	Peak Area	Peak Height
1	3.02	FLUORIDE	5.00	1080417	139086
2	4.29	CHLORIDE	5.00	728835	84153
3	5.14	NITRITE-N	5.00	1578094	124775
4	6.48	BROMIDE	5.00	313959	23081
5	7.49	NITRATE-N	5.00	1890953	117148
6	10.12	PHOSPHATE-P	5.00	620145	26441
7	12.12	SULFATE	5.00	507826	19472

STD 4 186-04-IC3

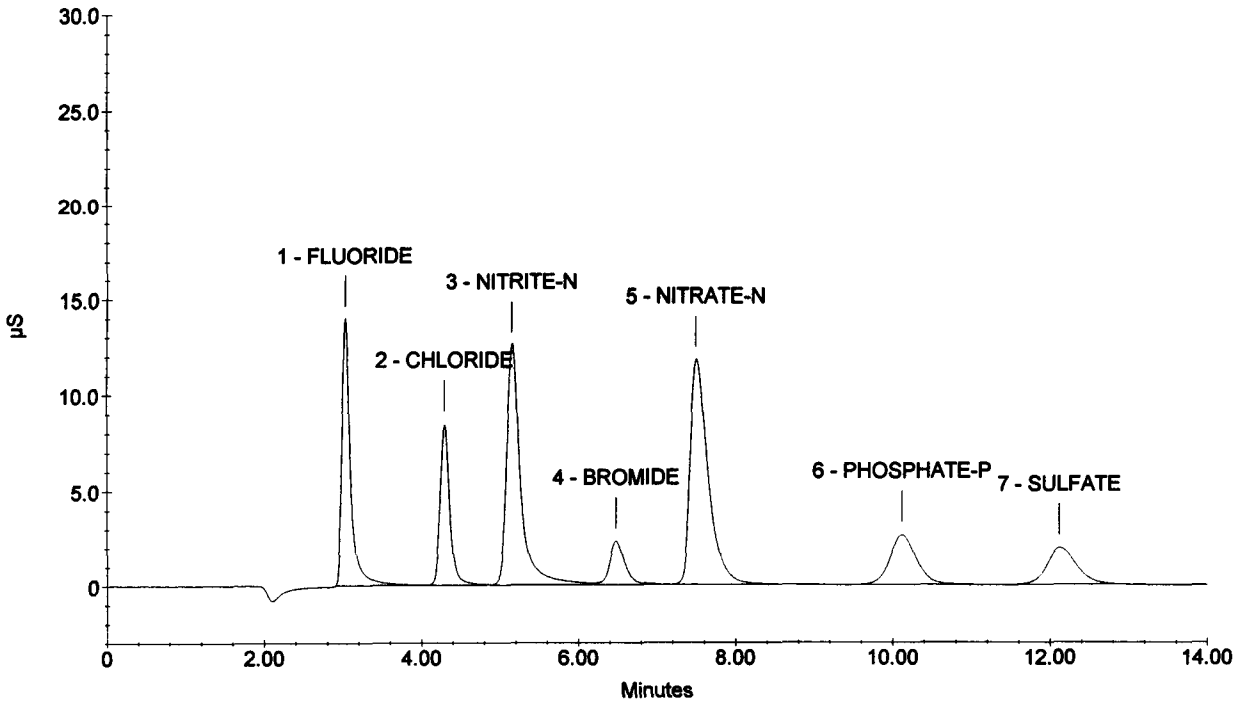

Sample Name : STD 3 186-03-IC3
Dilution Factor : 1.00
Injection Number : 6
Data File Name : c:\peaknet\data\021218\021218_006.DXD
Method File Name : c:\peaknet\method\anions021218.met
Schedule File Name : c:\peaknet\schedule\021218.sch

Date Time Collected : 12/18/02 12:21:44 PM
Date Time Updated : 12/18/02 12:38:17 PM
System Name : Dx-500
Detector Name : Conductivity Detector
Column Type : AS14-#13535 AG14-#15177
System Operator : rss

010114

Peak Information : All Components

Peak Number	Peak Retention Time	Component Name	Concentration, ppm (ppm)	Peak Area	Peak Height
1	3.04	FLUORIDE	10.00	2286043	293160
2	4.30	CHLORIDE	10.00	1554623	177204
3	5.17	NITRITE-N	10.00	3337253	270553
4	6.46	BROMIDE	10.00	637812	48117
5	7.44	NITRATE-N	10.00	4121477	254587
6	10.09	PHOSPHATE-P	10.00	1304234	56462
7	12.09	SULFATE	10.00	1068567	40623

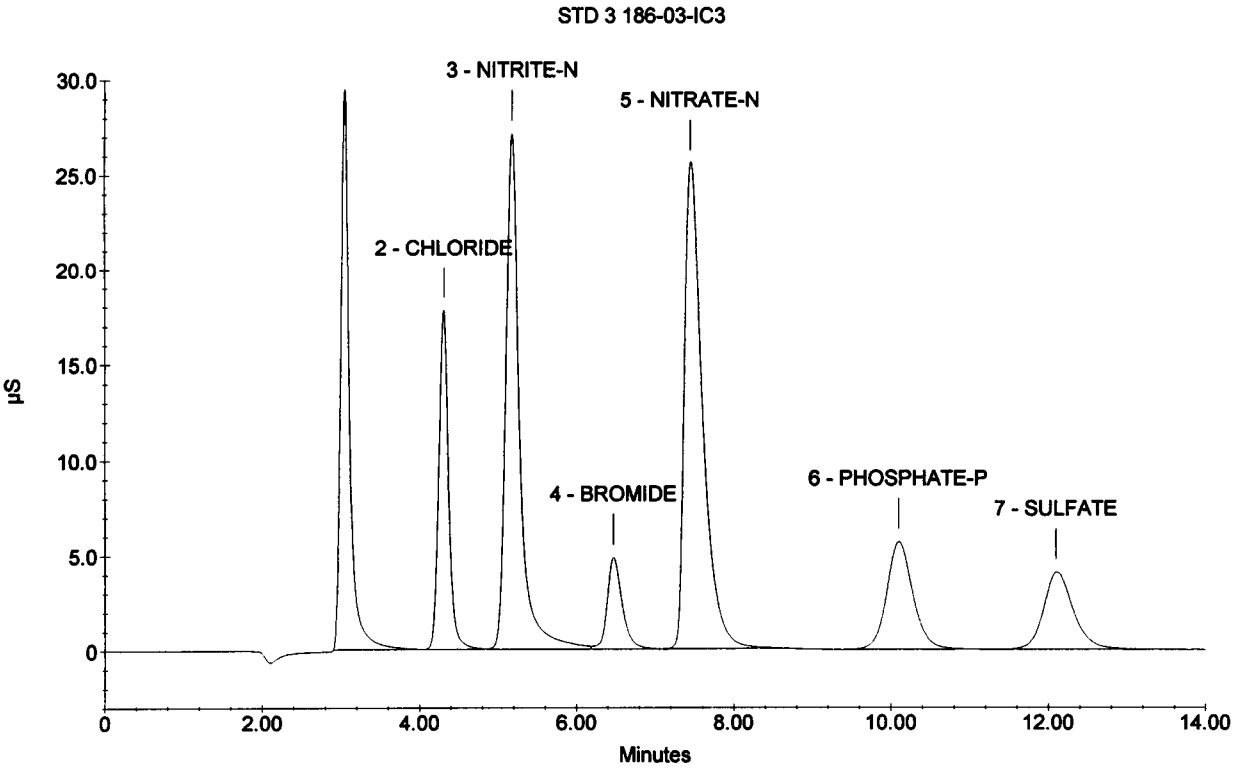

Sample Name : STD 2 186-02-IC3
Dilution Factor : 1.00
Injection Number : 7
Data File Name : c:\peaknet\data\021218\021218_007.DXD
Method File Name : c:\peaknet\method\anions021218.met
Schedule File Name : c:\peaknet\schedule\021218.sch

Date Time Collected : 12/18/02 12:38:28 PM
Date Time Updated : 12/18/02 12:54:59 PM
System Name : Dx-500
Detector Name : Conductivity Detector
Column Type : AS14-#13535 AG14-#15177
System Operator : rss

010115

Peak Information : All Components

Peak Number	Peak Retention Time	Component Name	Concentration, ppm (ppm)	Peak Area	Peak Height
1	3.04	FLUORIDE	15.00	3507961	435366
2	4.29	CHLORIDE	15.00	2461094	267909
3	5.17	NITRITE-N	15.00	5159844	410399
4	6.44	BROMIDE	15.00	1008337	75979
5	7.38	NITRATE-N	15.00	6628002	401394
6	10.06	PHOSPHATE-P	15.00	2051307	90495
7	12.08	SULFATE	15.00	1637838	63741

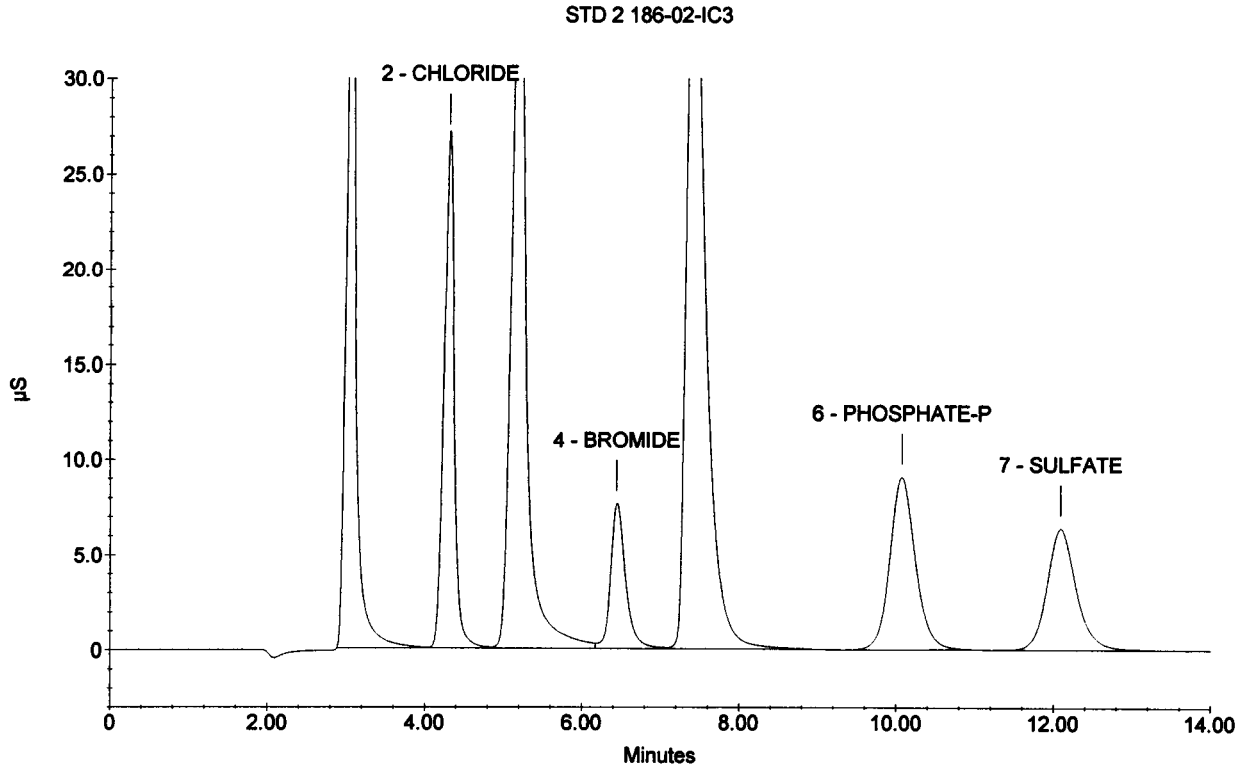

Sample Name : STD 1 186-01-IC3
Dilution Factor : 1.00
Injection Number : 8
Data File Name : c:\peaknet\data\021218\021218_008.DXD
Method File Name : c:\peaknet\method\anions021218.met
Schedule File Name : c:\peaknet\schedule\021218.sch

Date Time Collected : 12/18/02 12:55:09 PM
Date Time Updated : 12/18/02 1:11:41 PM
System Name : Dx-500
Detector Name : Conductivity Detector
Column Type : AS14-#13535 AG14-#15177
System Operator : rss

010116

Peak Information : All Components

Peak Number	Peak Retention Time	Component Name	Concentration, ppm (ppm)	Peak Area	Peak Height
1	3.05	FLUORIDE	20.00	4708277	560622
2	4.30	CHLORIDE	20.00	3399774	359511
3	5.18	NITRITE-N	20.00	6955415	535959
4	6.44	BROMIDE	20.00	1368443	105549
5	7.36	NITRATE-N	20.00	9190927	548544
6	10.04	PHOSPHATE-P	20.00	2853535	126762
7	12.06	SULFATE	20.00	2218885	87397

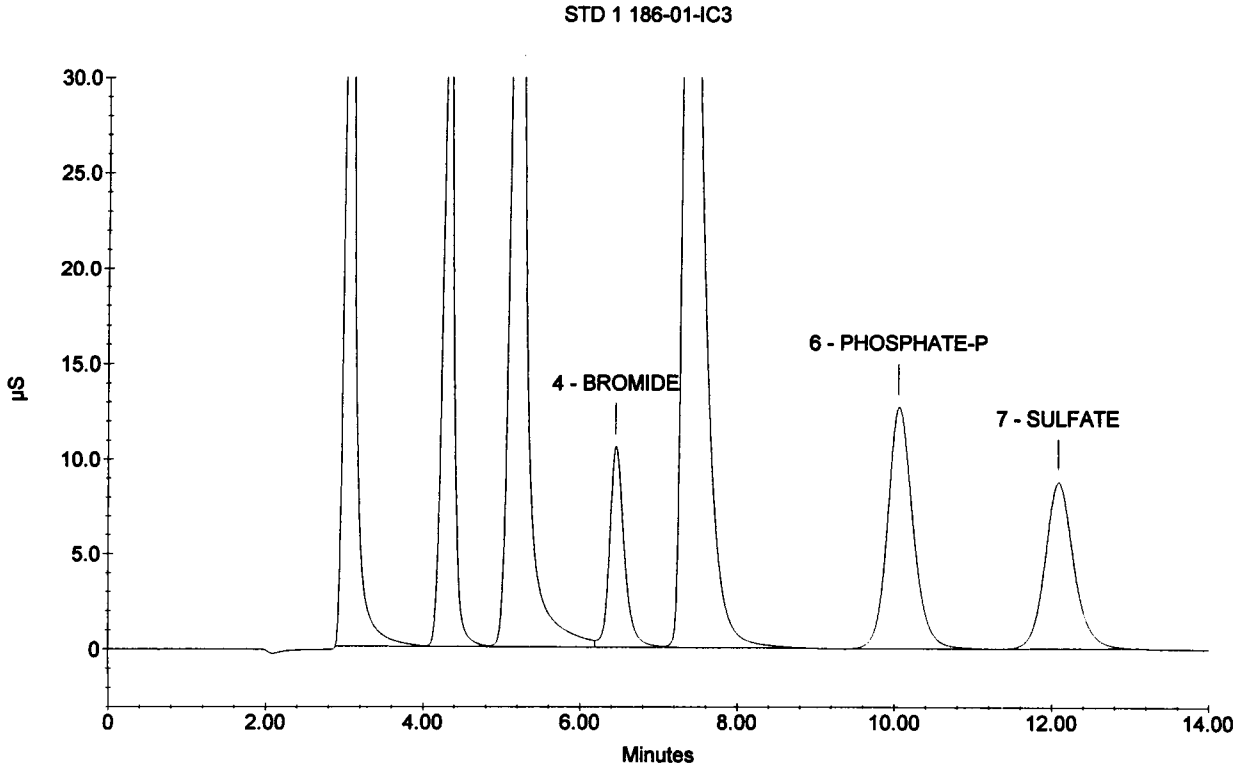

Sample Name : ICV
Dilution Factor : 20.00
Injection Number : 9
Data File Name : c:\peaknet\data\021218\021218_009.DXD
Method File Name : c:\peaknet\method\anions021218.met
Schedule File Name : c:\peaknet\schedule\021218.sch

Date Time Collected : 12/18/02 2:11:50 PM
System Name : Dx-500
Detector Name : Conductivity Detector
Column Type : AS14-#13535 AG14-#15177
System Operator : rss

010117

Peak Information : All Components

Pk. Num	Ret Time	Component Name	Concentration (ppm)	Height	Area	Bl. Code	%Delta
1	3.02	FLUORIDE	98.103	140252	1095872	2	-0.87
2	4.28	CHLORIDE	205.742	179557	1604242	2	-0.62
3	5.14	NITRITE-N	98.949	128717	1610099	2	-0.77
4	6.41	BROMIDE	396.997	104818	1361912	2	-0.41
5	7.48	NITRATE-N	87.033	105425	1709844	2	1.63
6	10.09	PHOSPHATE-P	192.296	54541	1251058	1	0.53
7	12.08	SULFATE	400.518	87433	2227188	1	0.11
	0.00		---total(s)--- 1479.638		10860215		

ICV

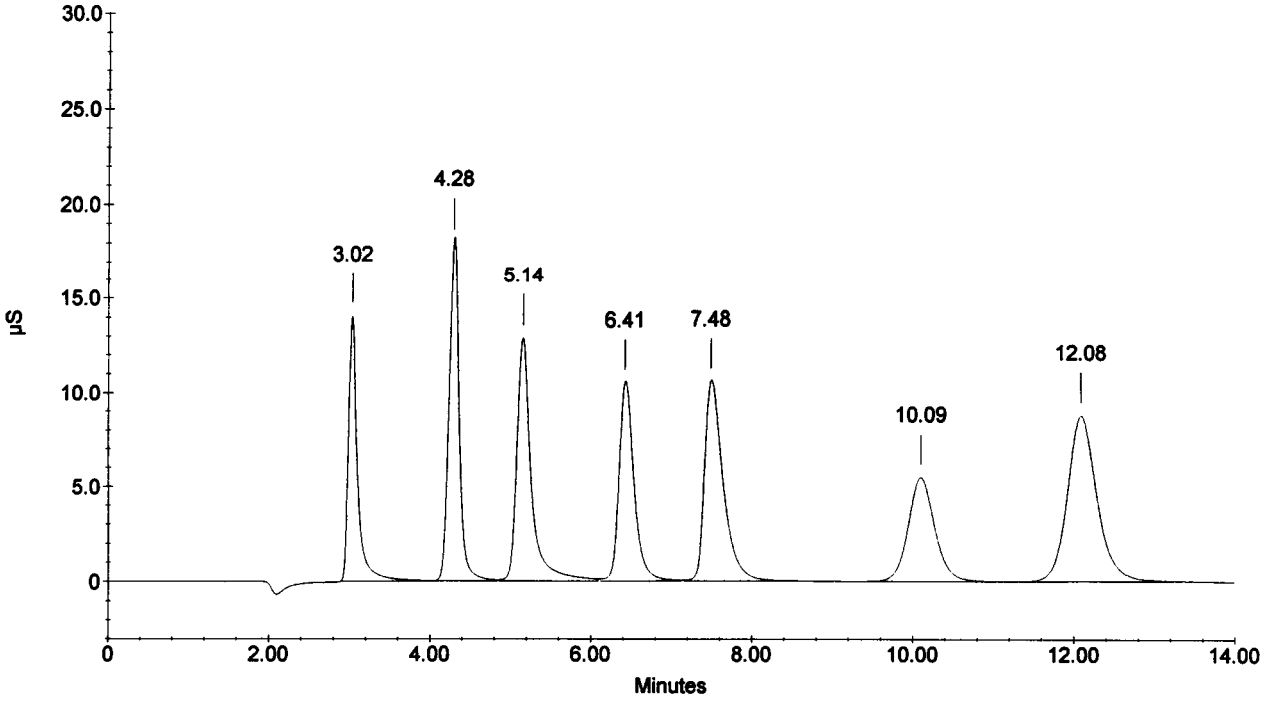

Sample Name : ICB
Dilution Factor : 1.00
Injection Number : 10
Data File Name : c:\peaknet\data\021218\021218_010.DXD
Method File Name : c:\peaknet\method\anions021218.met
Schedule File Name : c:\peaknet\schedule\021218.sch

Date Time Collected : 12/18/02 2:28:38 PM
System Name : Dx-500
Detector Name : Conductivity Detector
Column Type : AS14-#13535 AG14-#15177
System Operator : rss

010118

Peak Information : All Components

Pk. Num	Ret Time	Component Name	Concentration (ppm)	Height	Area	Bl. Code	%Delta
1	4.33	CHLORIDE	0.013	190	1875	1	0.62
1	4.33	CHLORIDE	0.013	190	1875	1	0.62
		NITRITE-N					
		BROMIDE					
		NITRATE-N					
		PHOSPHATE-P					
		SULFATE					
			---total(s)---				
	0.00		0.026		3749		

ICB

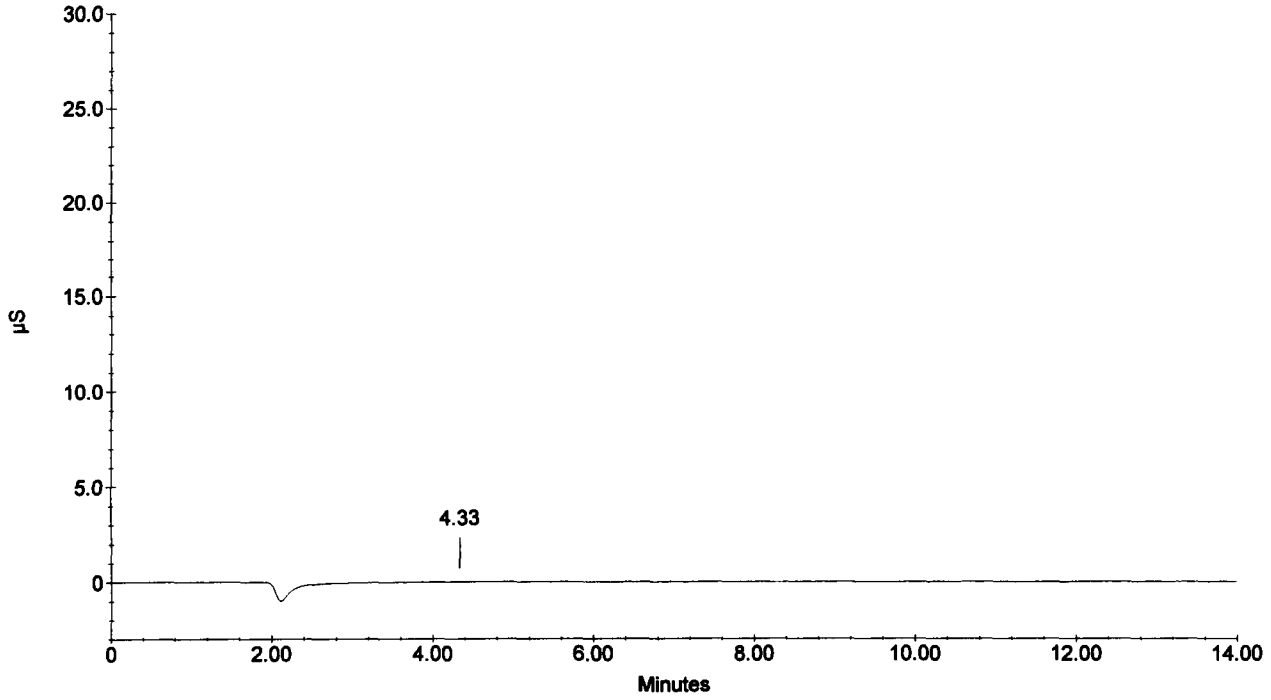

Sample Name : 216253
Dilution Factor : 1.00
Injection Number : 11
Data File Name : c:\peaknet\data\021218\021218_011.DXD
Method File Name : c:\peaknet\method\anions021218.met
Schedule File Name : c:\peaknet\schedule\021218.sch

Date Time Collected : 12/18/02 2:45:22 PM
System Name : Dx-500
Detector Name : Conductivity Detector
Column Type : AS14-#13535 AG14-#15177
System Operator : rss

010119

Peak Information : All Components

Pk. Num	Ret Time	Component Name	Concentration (ppm)	Height	Area	Bl. Code	%Delta
2	3.04	FLUORIDE	0.264 ✓	4902	58011	1	-0.44
3	3.88	CHLORIDE	0.014	292	2088	1	-9.91
4	4.93	NITRITE-N BROMIDE ✓	-488.912	3661409	159241355	2	-4.89
5	7.72	NITRATE-N PHOSPHATE-P ✓	0.140 ✓	3227	53287	2	4.89
6	12.22	SULFATE	0.355 ✓	1384	36293	1	1.33
	0.00		—total(s)— -488.139		159391034		

216253

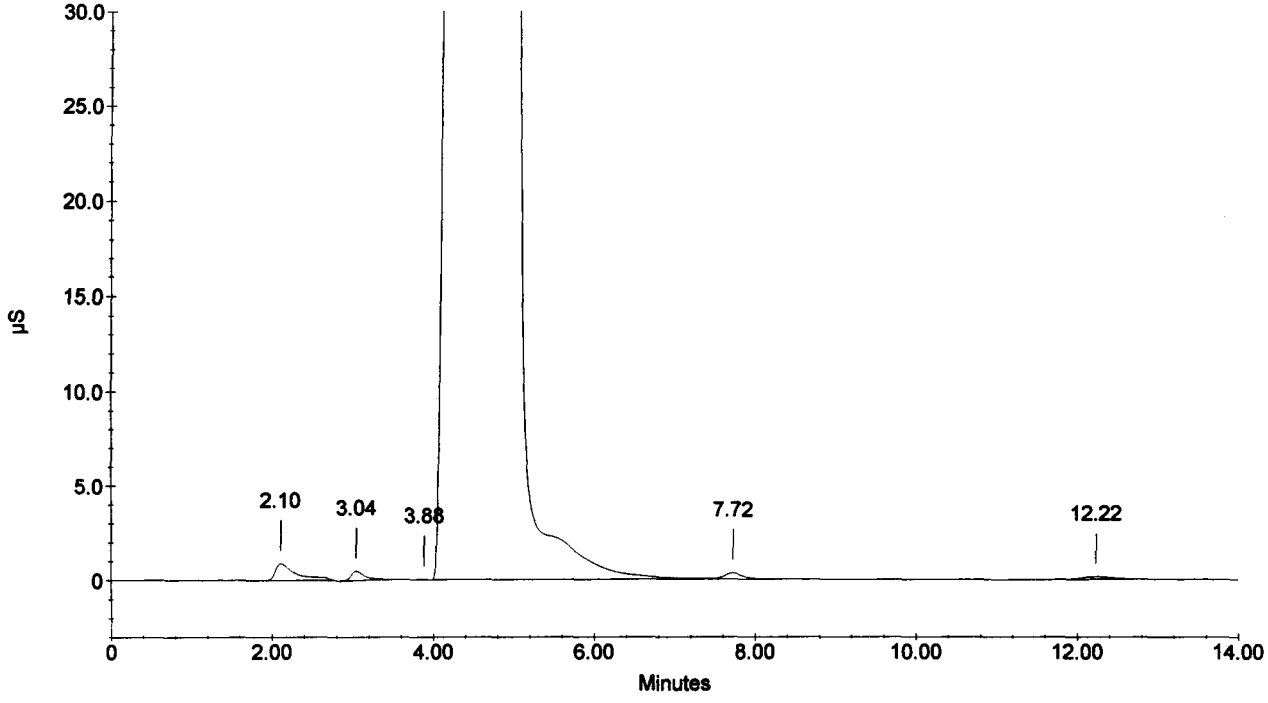

Sample Name : 216253D
Dilution Factor : 1.00
Injection Number : 12
Data File Name : c:\peaknet\data\021218\021218_012.DXD
Method File Name : c:\peaknet\method\anions021218.met
Schedule File Name : c:\peaknet\schedule\021218.sch

Date Time Collected : 12/18/02 3:02:07 PM
System Name : Dx-500
Detector Name : Conductivity Detector
Column Type : AS14-#13535 AG14-#15177
System Operator : rss

010120

Peak Information : All Components

Pk. Num	Ret Time	Component Name	Concentration (ppm)	Height	Area	Bl. Code	%Delta
2	3.04	FLUORIDE	0.267	4963	58763	1	-0.44
		CHLORIDE					
3	4.94	NITRITE-N	-516.922	3765525	162223588	2	-4.63
		BROMIDE					
4	7.76	NITRATE-N	0.151	3256	57299	2	5.44
		PHOSPHATE-P					
5	12.22	SULFATE	0.340	1355	34791	1	1.33
	0.00		---total(s)--- -516.164		162374441		

216253D

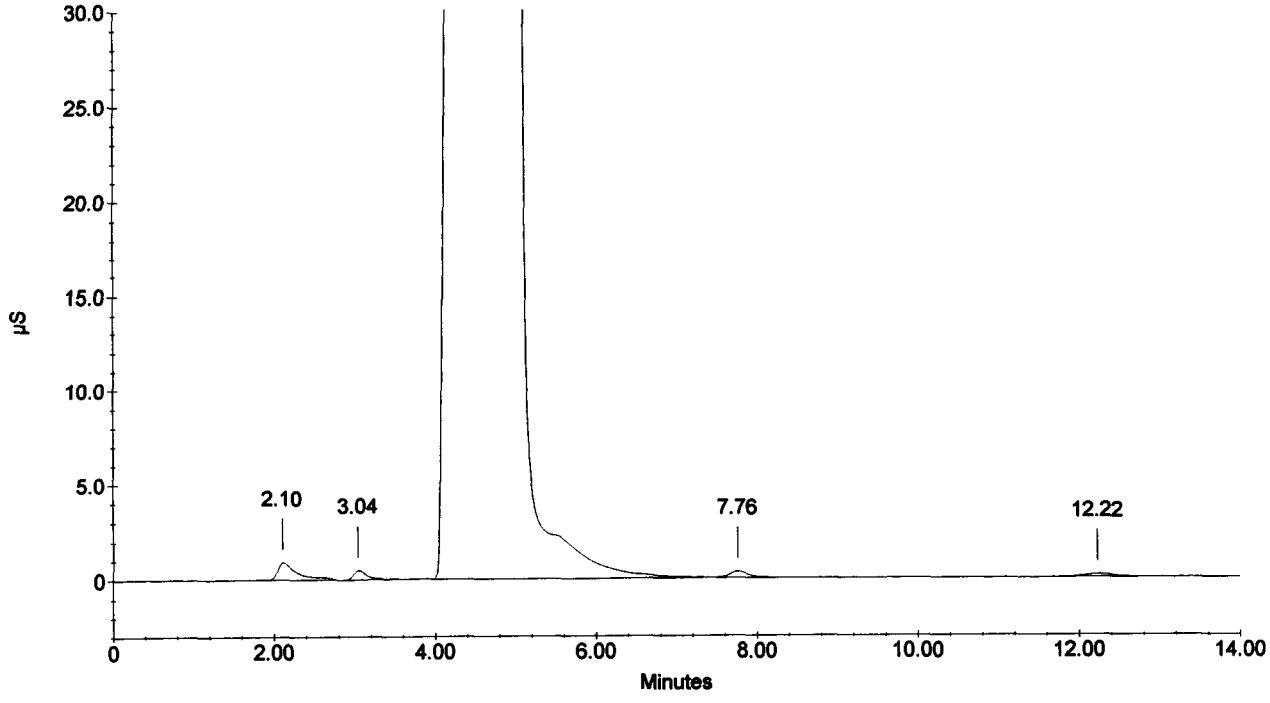

Sample Name : 216253S
Dilution Factor : 1.00
Injection Number : 13
Data File Name : ...\021218_013.DXD
Method File Name : c:\peaknet\method\anions021218.met
Schedule File Name : c:\peaknet\schedule\021218.sch

Date Time Collected : 12/18/02 3:18:53 PM
System Name : Dx-500
Detector Name : Conductivity Detector
Column Type : AS14-#13535 AG14-#15177
System Operator : rss

010121

Peak Information : All Components

Pk. Num	Ret Time	Component Name	Concentration (ppm)	Height	Area	Bl. Code	%Delta
2	3.04	FLUORIDE	1.163	23370	256482	1	-0.44
		CHLORIDE					
5	5.34	NITRITE-N	3.178	44517	1026670	4	3.09
6	6.57	BROMIDE	3.886	19072	242285	2	2.07
7	7.69	NITRATE-N	0.925	22113	353828	1	4.53
8	10.25	PHOSPHATE-P	1.906	8964	229975	1	2.13
9	12.22	SULFATE	4.260	16747	442642	1	1.33
			—total(s)—				
	0.00		15.318		2551881		

216253S

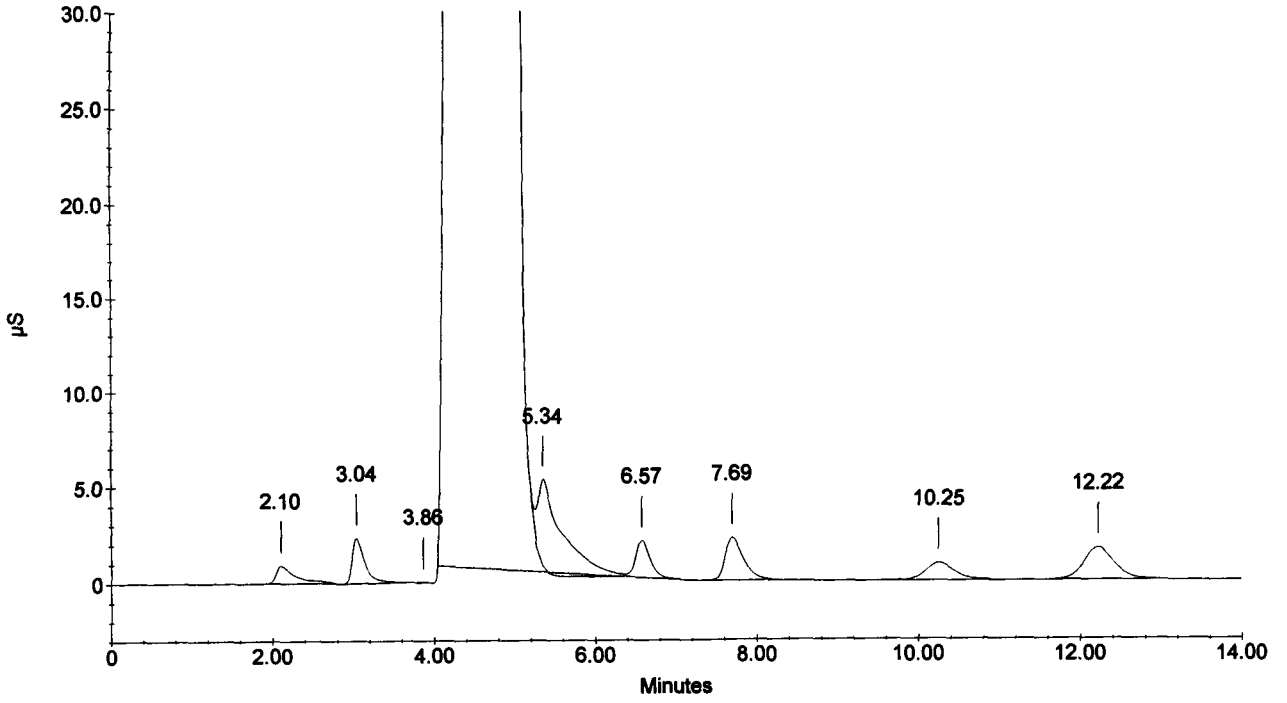

Sample Name : 216254
Dilution Factor : 1.00
Injection Number : 14
Data File Name : c:\peaknet\data\021218\021218_014.DXD
Method File Name : c:\peaknet\method\anions021218.met
Schedule File Name : c:\peaknet\schedule\021218.sch

Date Time Collected : 12/18/02 3:35:38 PM
System Name : Dx-500
Detector Name : Conductivity Detector
Column Type : AS14-#13535 AG14-#15177
System Operator : rss

010122

Peak Information : All Components

Pk. Num	Ret Time	Component Name	Concentration (ppm)	Height	Area	Bl. Code	%Delta
2	3.05	FLUORIDE	0.370	6971	81525	1	0.00
		CHLORIDE					
4	5.01	NITRITE-N	-735.410	4338536	183369236	1	-3.34
		BROMIDE					
5	7.76	NITRATE-N	0.293	6906	111604	1	5.44
6	10.36	PHOSPHATE-P	0.095	311	5364	1	3.19
7	12.26	SULFATE	0.296	1181	30285	1	1.66
	0.00		—total(s)— -734.356		183598013		

216254

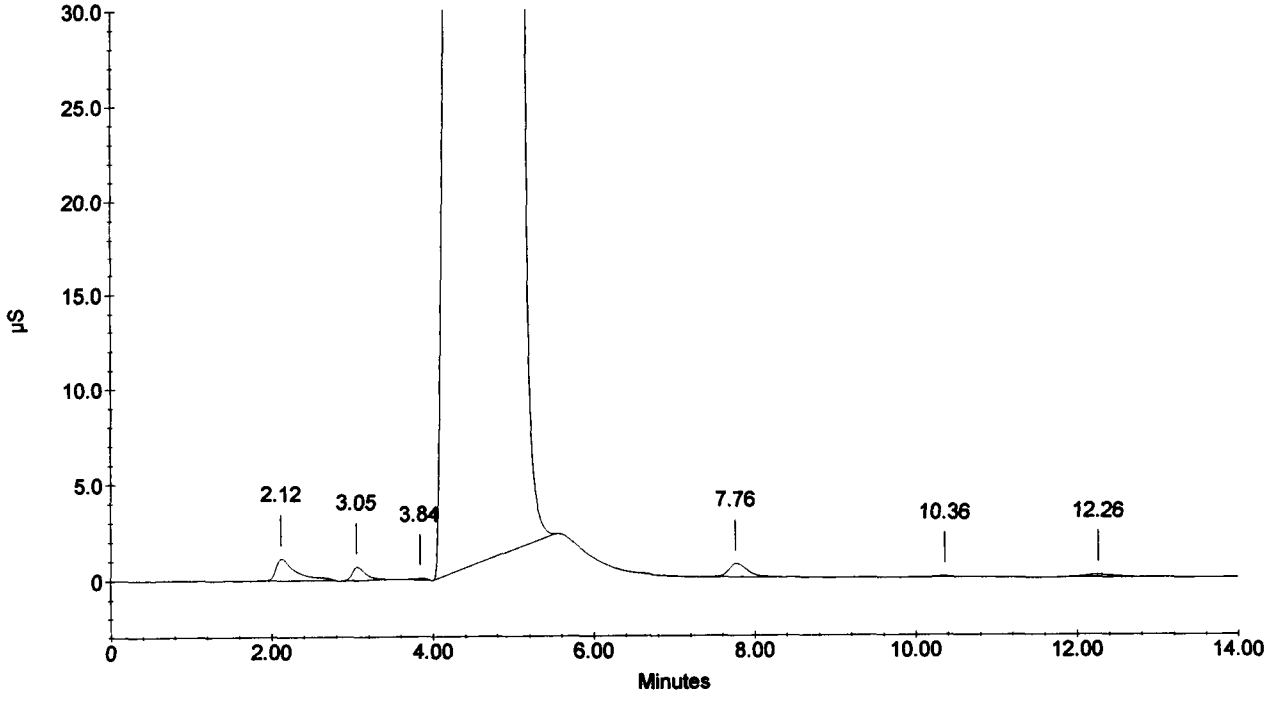

Sample Name : 216255
Dilution Factor : 1.00
Injection Number : 15
Data File Name : c:\peaknet\data\021218\021218_015.DXD
Method File Name : c:\peaknet\method\anions021218.met
Schedule File Name : c:\peaknet\schedule\021218.sch

Date Time Collected : 12/18/02 3:52:25 PM
System Name : Dx-500
Detector Name : Conductivity Detector
Column Type : AS14-#13535 AG14-#15177
System Operator : rss

010123

Peak Information : All Components

Pk. Num	Ret Time	Component Name	Concentration (ppm)	Height	Area	Bl. Code	%Delta
2	3.04	FLUORIDE	0.333	6018	73185	1	-0.44
		CHLORIDE					
4	4.96	NITRITE-N	-561.440	4212934	166819001	2	-4.37
		BROMIDE					
5	7.74	NITRATE-N	0.297	6511	113197	2	5.26
		PHOSPHATE-P					
6	12.29	SULFATE	0.379	1421	38833	1	1.88
	0.00		—total(s)— -560.431		167044216		

216255

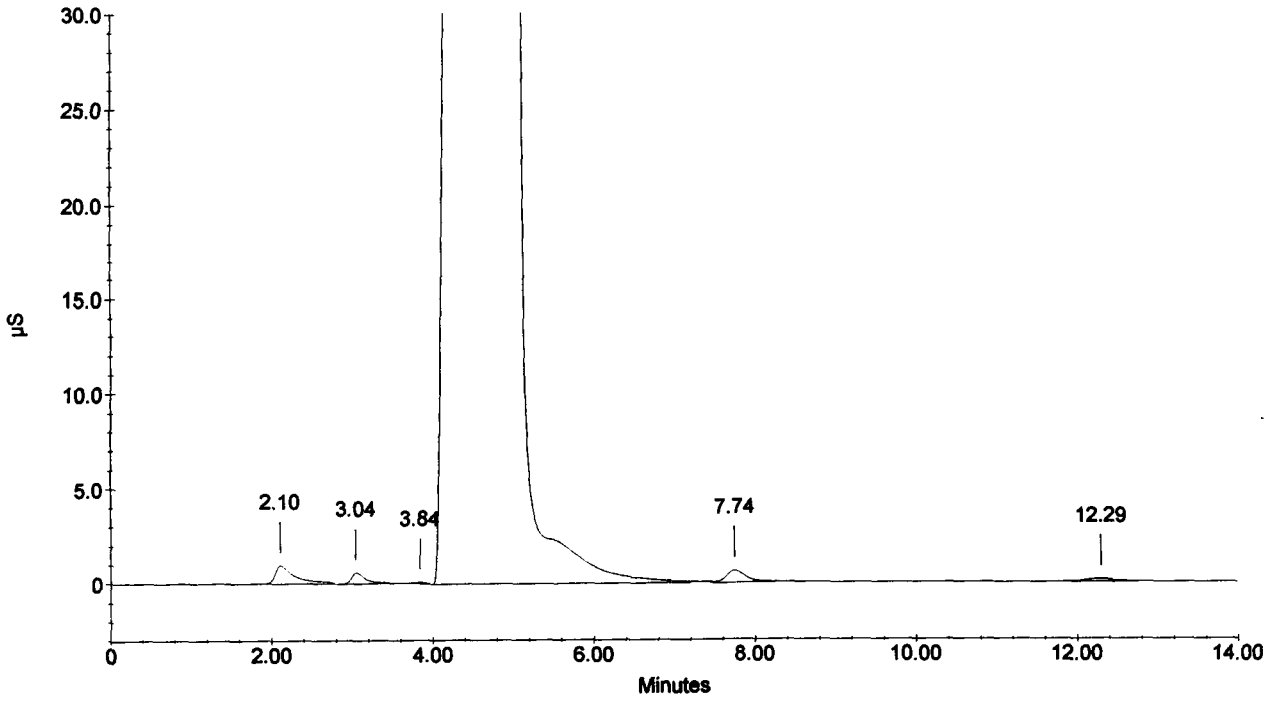

Sample Name : 216256
Dilution Factor : 1.00
Injection Number : 16
Data File Name : c:\peaknet\data\021218\021218_016.DXD
Method File Name : c:\peaknet\method\anions021218.met
Schedule File Name : c:\peaknet\schedule\021218.sch

Date Time Collected : 12/18/02 4:09:02 PM
System Name : Dx-500
Detector Name : Conductivity Detector
Column Type : AS14-#13535 AG14-#15177
System Operator : rss

010124

Peak Information : All Components

Pk. Num	Ret Time	Component Name	Concentration (ppm)	Height	Area	Bl. Code	%Delta
2	3.04	FLUORIDE	0.339	6238	74635	1	-0.44
		CHLORIDE					
4	4.94	NITRITE-N	-539.494	4214075	164574768	2	-4.63
		BROMIDE					
5	7.72	NITRATE-N	0.261	5919	99529	2	4.89
		PHOSPHATE-P					
6	12.26	SULFATE	0.223	1012	22845	1	1.66
			---total(s)---				
	0.00		-538.670		164771777		

216256

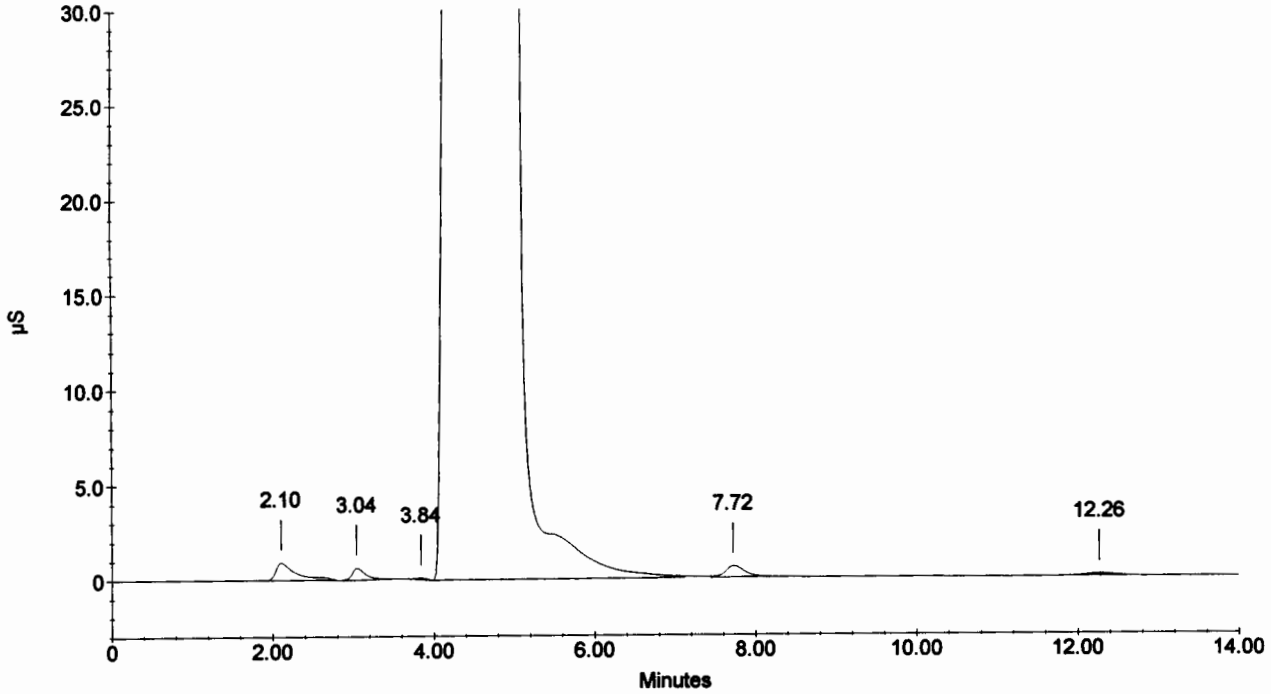

Sample Name : 216257
Dilution Factor : 1.00
Injection Number : 17
Data File Name : ...\021218_017.DXD
Method File Name : c:\peaknet\method\anions021218.met
Schedule File Name : c:\peaknet\schedule\021218.sch

Date Time Collected : 12/18/02 4:25:39 PM
System Name : Dx-500
Detector Name : Conductivity Detector
Column Type : AS14-#13535 AG14-#15177
System Operator : rss

010125

Peak Information : All Components

Pk. Num	Ret Time	Component Name	Concentration (ppm)	Height	Area	Bl. Code	%Delta
2	3.04	FLUORIDE	0.301	6104	66126	1	-0.44
		CHLORIDE					
3	4.96	NITRITE-N	-588.339	4262701	169516515	2	-4.37
		BROMIDE					
4	7.73	NITRATE-N	0.296	6295	112874	2	5.07
		PHOSPHATE-P					
5	12.26	SULFATE	0.254	1128	25977	1	1.66
			---total(s)---				
	0.00		-587.488		169721492		

216257

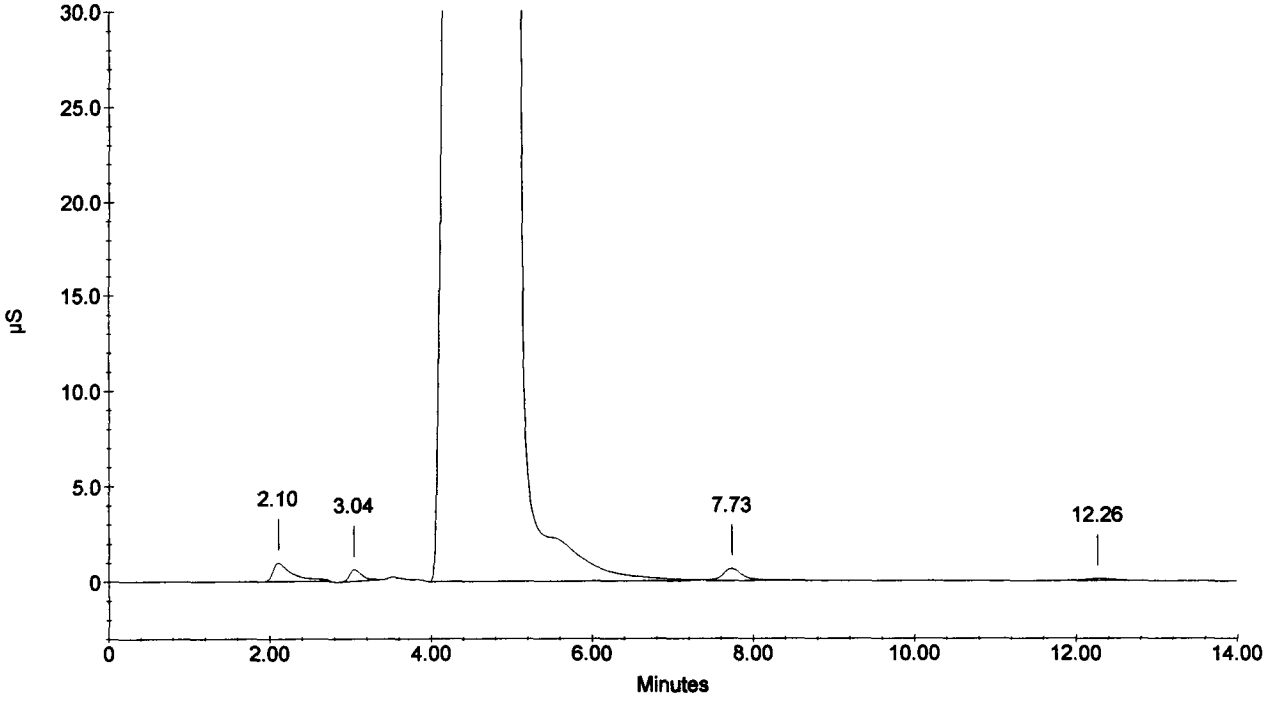

Sample Name : 216258
Dilution Factor : 1.00
Injection Number : 18
Data File Name : ...\021218_018.DXD
Method File Name : c:\peaknet\method\anions021218.met
Schedule File Name : c:\peaknet\schedule\021218.sch

Date Time Collected : 12/18/02 4:42:16 PM
System Name : Dx-500
Detector Name : Conductivity Detector
Column Type : AS14-#13535 AG14-#15177
System Operator : rss

010126

Peak Information : All Components

Pk. Num	Ret Time	Component Name	Concentration (ppm)	Height	Area	Bl. Code	%Delta
2	3.04	FLUORIDE	0.279	6225	61437	1	-0.44
		CHLORIDE					
4	4.97	NITRITE-N	-657.060	4327400	176165242	2	-4.12
		BROMIDE					
5	7.72	NITRATE-N	0.325	7214	123829	2	4.89
		PHOSPHATE-P					
6	12.25	SULFATE	0.306	1158	31294	1	1.55
			---total(s)---				
	0.00		-656.150		176381801		

216258

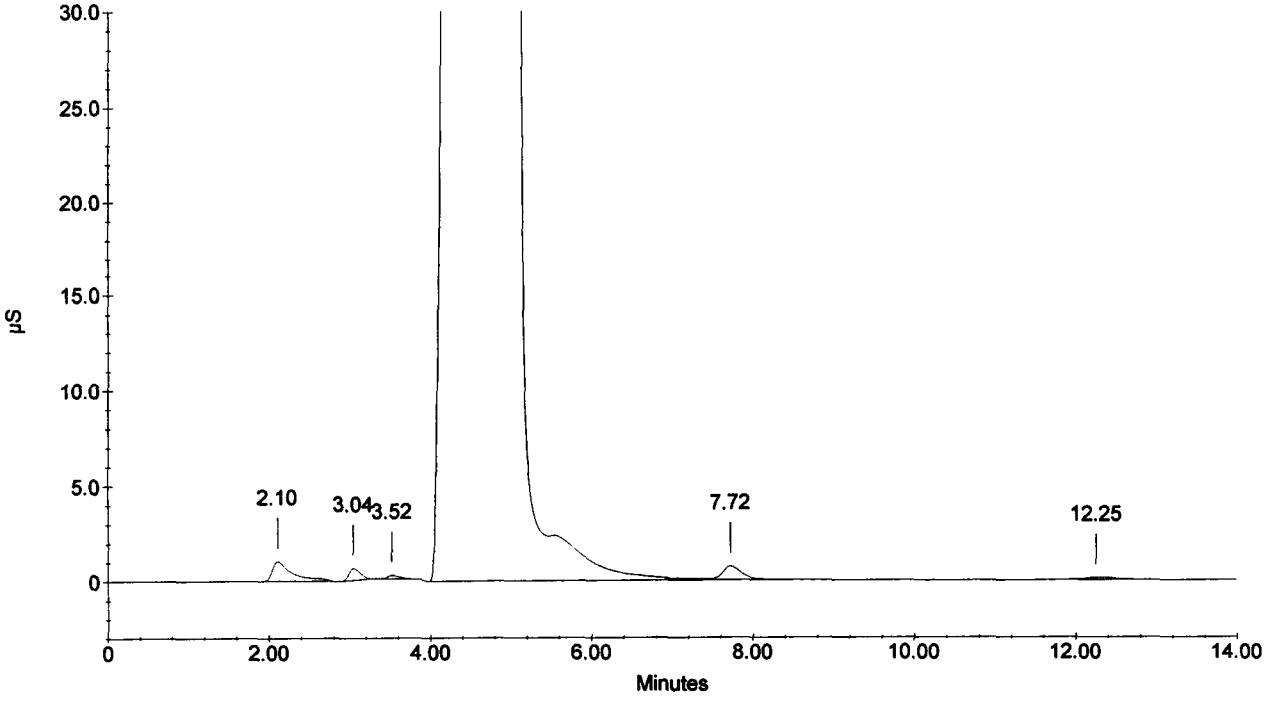

Sample Name : 216259
Dilution Factor : 1.00
Injection Number : 19
Data File Name : ...\021218_019.DXD
Method File Name : c:\peaknet\method\anions021218.met
Schedule File Name : c:\peaknet\schedule\021218.sch

Date Time Collected : 12/18/02 4:58:52 PM
System Name : Dx-500
Detector Name : Conductivity Detector
Column Type : AS14-#13535 AG14-#15177
System Operator : rss

010127

Peak Information : All Components

Pk. Num	Ret Time	Component Name	Concentration (ppm)	Height	Area	Bl. Code	%Delta
2	3.05	FLUORIDE	0.350	6636	77115	1	0.00
		CHLORIDE					
4	4.97	NITRITE-N	-603.025	4306846	170965786	2	-4.12
		BROMIDE					
5	7.73	NITRATE-N	0.272	6102	103701	2	5.07
		PHOSPHATE-P					
6	12.28	SULFATE	0.305	1200	31169	1	1.77
			—total(s)—				
	0.00		-602.098		171177771		

216259

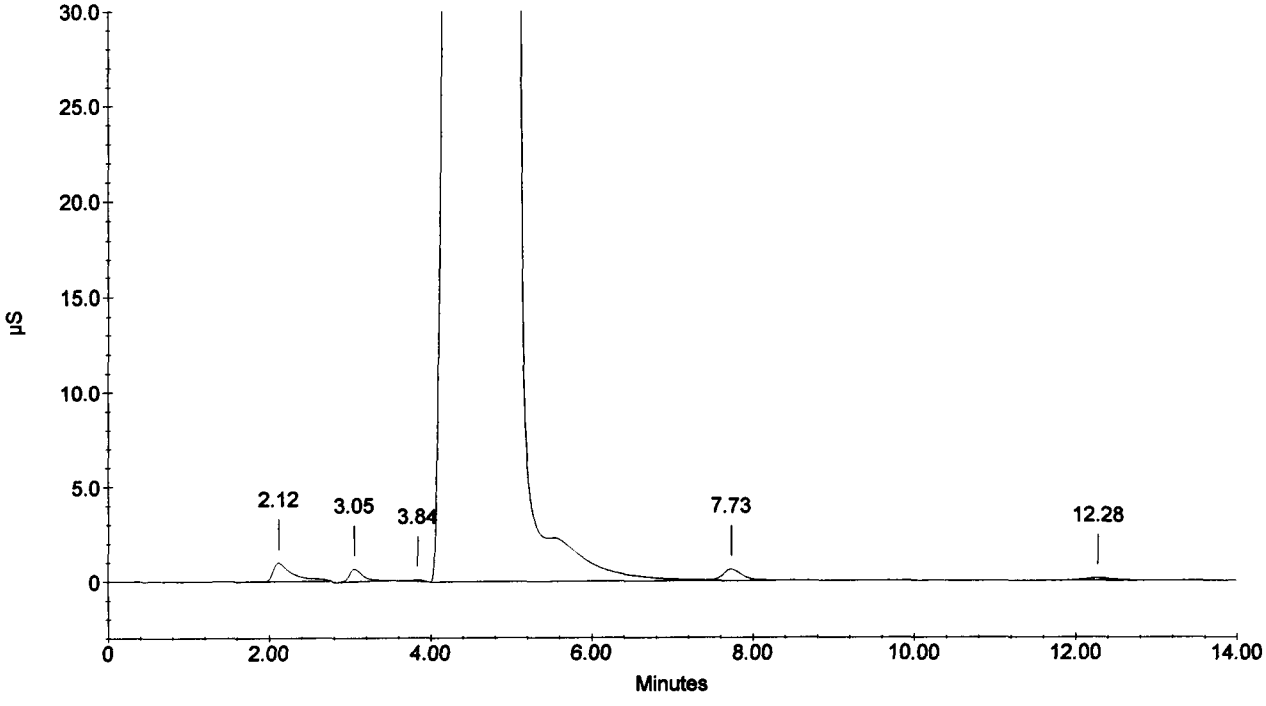

Sample Name : 216260
Dilution Factor : 1.00
Injection Number : 20
Data File Name : c:\peaknet\data\021218\021218_020.DXD
Method File Name : c:\peaknet\method\anions021218.met
Schedule File Name : c:\peaknet\schedule\021218.sch

Date Time Collected : 12/18/02 5:15:29 PM
System Name : Dx-500
Detector Name : Conductivity Detector
Column Type : AS14-#13535 AG14-#15177
System Operator : rss

010128

Peak Information : All Components

Pk. Num	Ret Time	Component Name	Concentration (ppm)	Height	Area	Bl. Code	%Delta
2	3.04	FLUORIDE	0.365	6853	80329	2	-0.44
		CHLORIDE					
4	4.97	NITRITE-N	-635.708	4341971	174134741	3	-4.12
		BROMIDE					
6	7.72	NITRATE-N	0.293	6551	111667	2	4.89
		PHOSPHATE-P					
7	12.29	SULFATE	0.289	1185	29557	1	1.88
	0.00		---total(s)--- -634.761		174356294		

216260

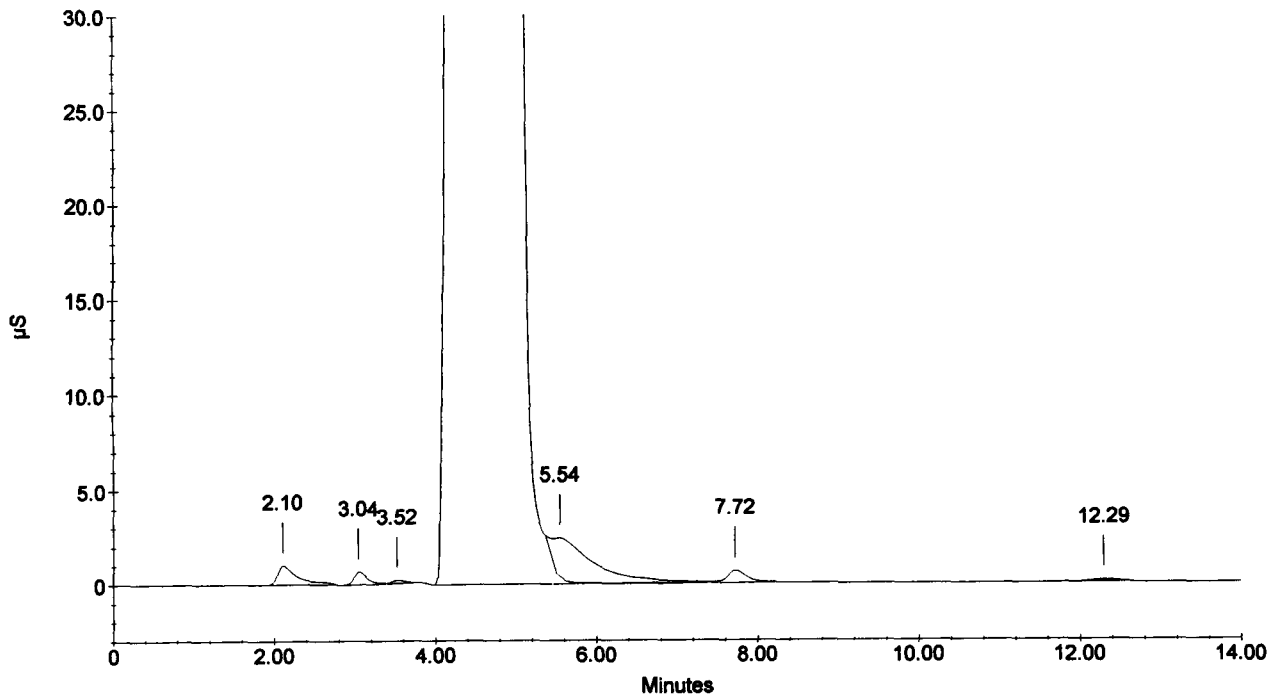

Sample Name : CCV
Dilution Factor : 20.00
Injection Number : 21
Data File Name : c:\peaknet\data\021218\021218_021.DXD
Method File Name : c:\peaknet\method\anions021218.met
Schedule File Name : c:\peaknet\schedule\021218.sch

Date Time Collected : 12/18/02 5:32:05 PM
System Name : Dx-500
Detector Name : Conductivity Detector
Column Type : AS14-#13535 AG14-#15177
System Operator : rss

010129

Peak Information : All Components

Pk. Num	Ret Time	Component Name	Concentration (ppm)	Height	Area	Bl. Code	%Delta
1	3.02	FLUORIDE	98.376	138394	1098964	1	-0.87
2	4.29	CHLORIDE	207.907	185897	1622533	2	-0.31
3	5.14	NITRITE-N	98.587	127875	1604092	2	-0.77
4	6.42	BROMIDE	396.129	106234	1358521	2	-0.21
5	7.49	NITRATE-N	86.404	105888	1697050	2	1.81
6	10.14	PHOSPHATE-P	192.919	54277	1255426	1	1.06
7	12.13	SULFATE	399.754	87623	2222530	1	0.55
			---total(s)---				
	0.00		1480.075		10859117		

CCV

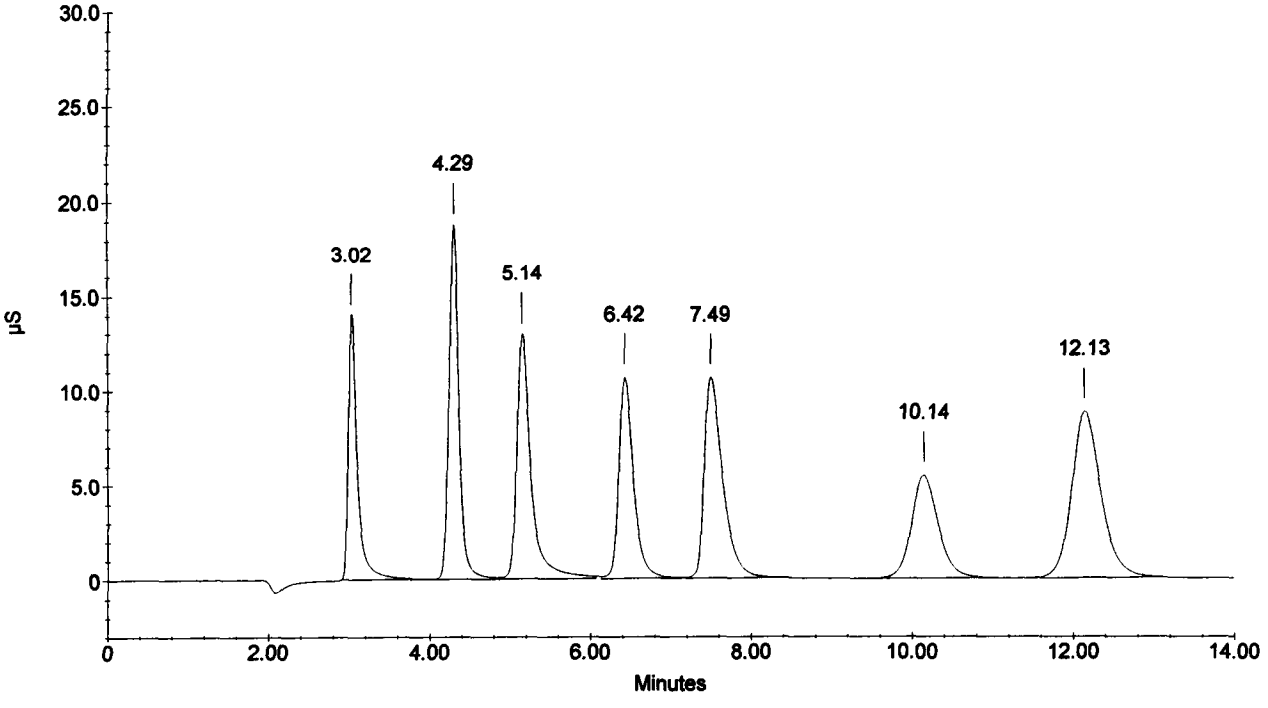

Sample Name : CCB
Dilution Factor : 1.00
Injection Number : 22
Data File Name : c:\peaknet\data\021218\021218_022.DXD
Method File Name : c:\peaknet\method\anions021218.met
Schedule File Name : c:\peaknet\schedule\021218.sch

Date Time Collected : 12/18/02 5:48:44 PM
System Name : Dx-500
Detector Name : Conductivity Detector
Column Type : AS14-#13535 AG14-#15177
System Operator : rss

010130

Peak Information : All Components

Pk. Num	Ret Time	Component Name	Concentration (ppm)	Height	Area	Bl. Code	%Delta
1	4.32	CHLORIDE	0.012	214	1779	1	0.31
1	4.32	CHLORIDE	0.012	214	1779	1	0.31
		NITRITE-N					
		BROMIDE					
		NITRATE-N					
		PHOSPHATE-P					
		SULFATE					
			—total(s)—				
	0.00		0.025		3558		

CCB

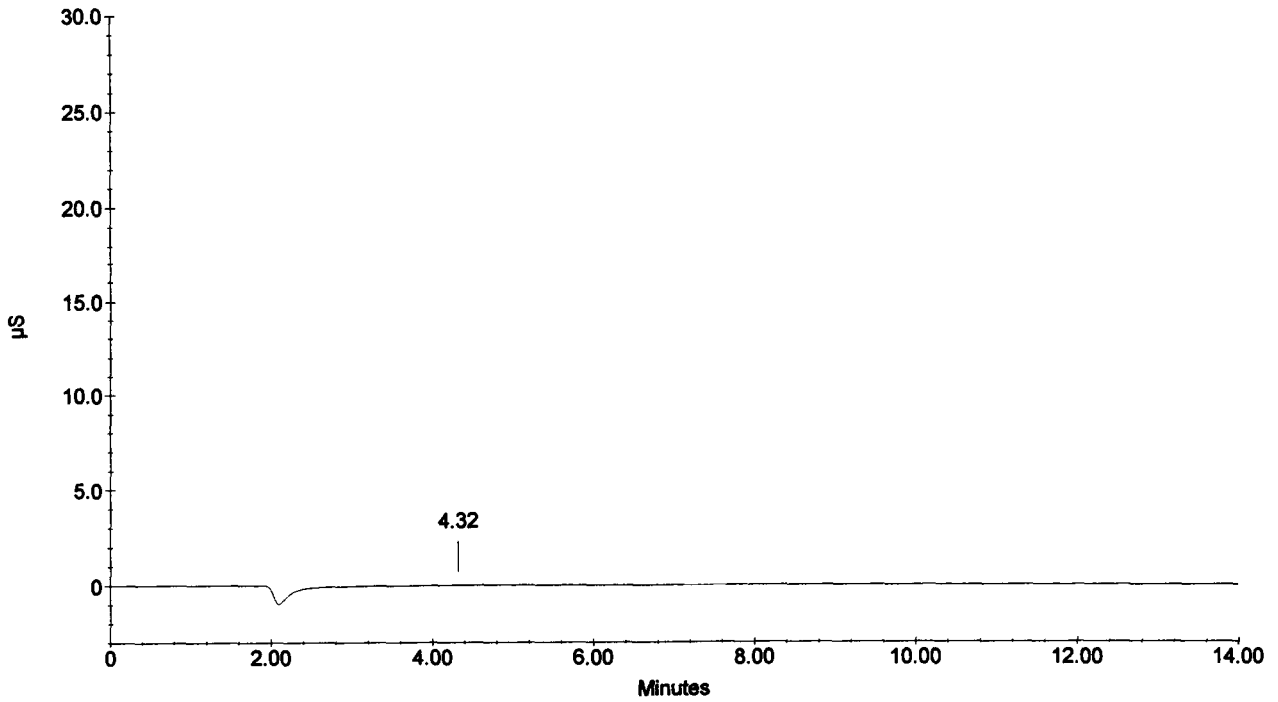

010131

Sample Name : 216261
Dilution Factor : 1.00
Injection Number : 23
Data File Name : c:\peaknet\data\021218\021218_023.DXD
Method File Name : c:\peaknet\method\anions021218.met
Schedule File Name : c:\peaknet\schedule\021218.sch

Date Time Collected : 12/18/02 6:05:21 PM
System Name : Dx-500
Detector Name : Conductivity Detector
Column Type : AS14-#13535 AG14-#15177
System Operator : rss

Peak Information : All Components

Pk. Num	Ret Time	Component Name	Concentration (ppm)	Height	Area	Bl. Code	%Delta
2	3.04	FLUORIDE	0.362	6567	79732	1	-0.44
		CHLORIDE					
4	4.97	NITRITE-N	-655.828	4195128	176048893	2	-4.12
		BROMIDE					
5	7.68	NITRATE-N	0.335	7826	127511	2	4.35
		PHOSPHATE-P					
6	12.26	SULFATE	0.350	1345	35795	1	1.66
			—total(s)—				
	0.00		-654.781		176291932		

216261

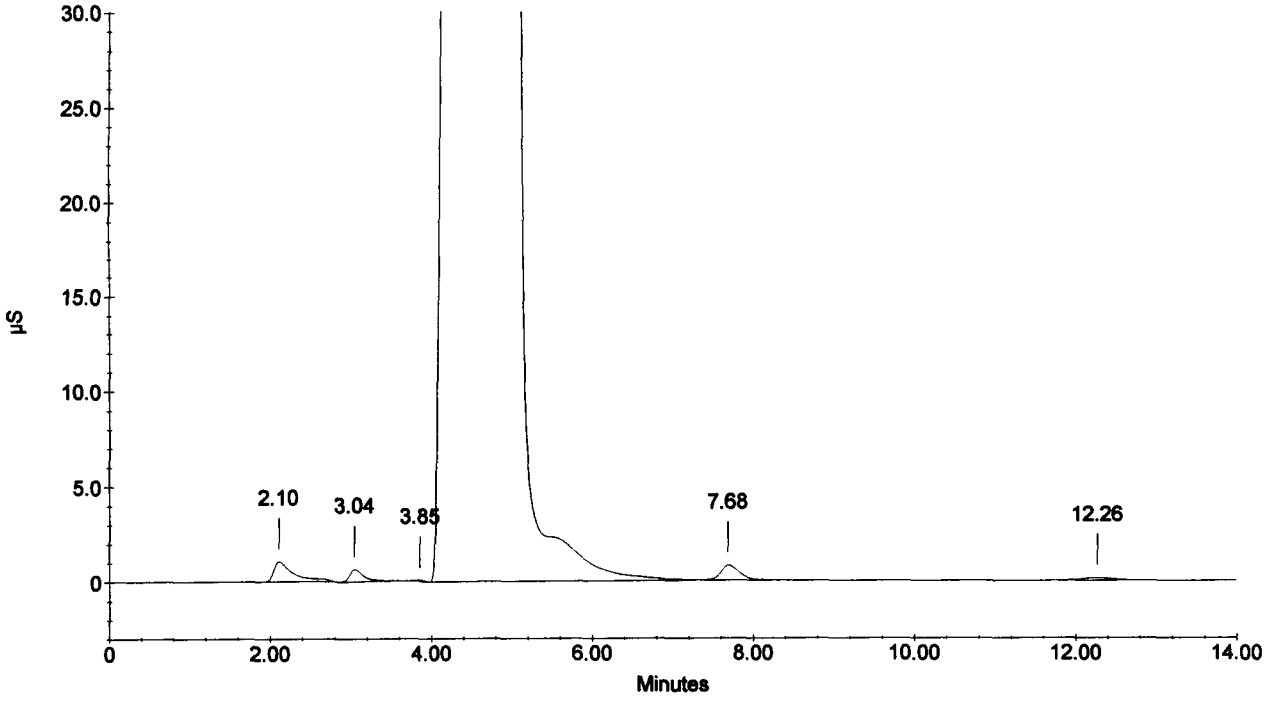

Sample Name : 216262
Dilution Factor : 1.00
Injection Number : 24
Data File Name : ...\021218_024.DXD
Method File Name : c:\peaknet\method\anions021218.met
Schedule File Name : c:\peaknet\schedule\021218.sch

Date Time Collected : 12/18/02 6:21:57 PM
System Name : Dx-500
Detector Name : Conductivity Detector
Column Type : AS14-#13535 AG14-#15177
System Operator : rss

010132

Peak Information : All Components

Pk. Num	Ret Time	Component Name	Concentration (ppm)	Height	Area	Bl. Code	%Delta
2	3.04	FLUORIDE	0.373	6833	82163	1	-0.44
		CHLORIDE					
4	4.98	NITRITE-N	-702.085	4289362	180350418	2	-3.86
		BROMIDE					
5	7.70	NITRATE-N	0.298	6587	113389	2	4.71
		PHOSPHATE-P					
6	12.28	SULFATE	0.306	1243	31330	1	1.77
			---total(s)---				
	0.00		-701.108		180577300		

216262

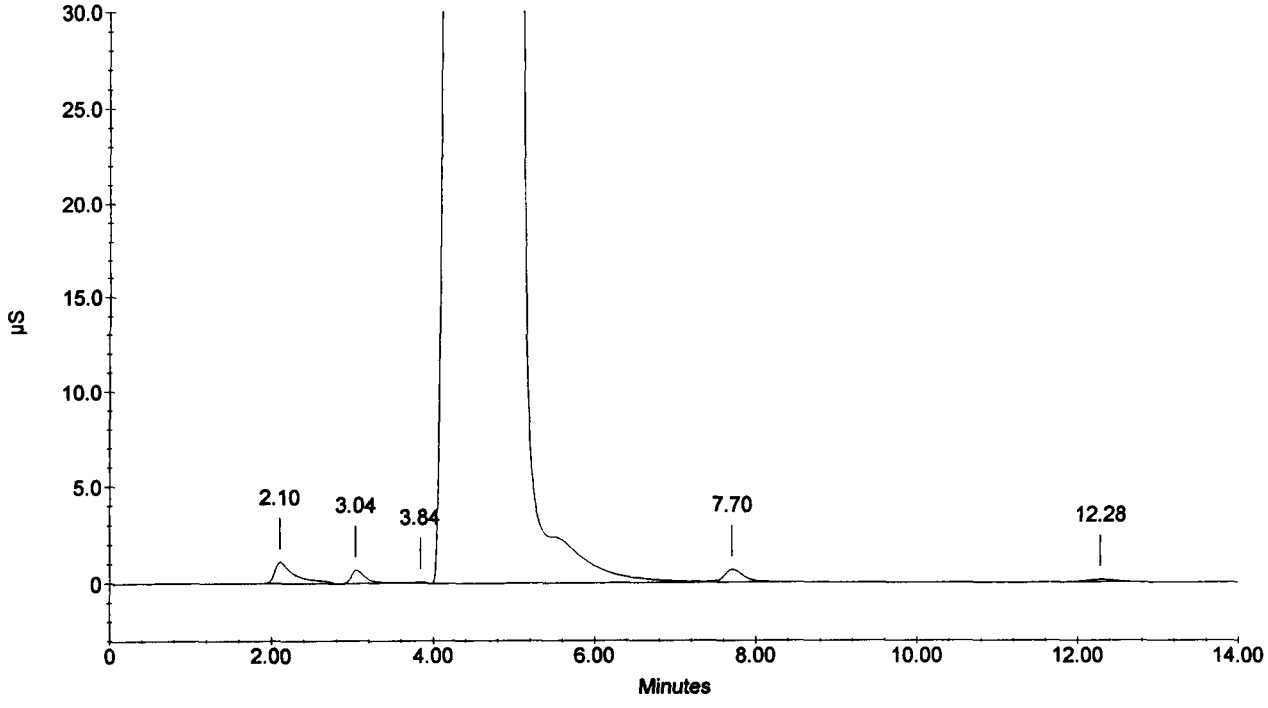

Sample Name : 216263
Dilution Factor : 1.00
Injection Number : 25
Data File Name : c:\peaknet\data\021218\021218_025.DXD
Method File Name : c:\peaknet\method\anions021218.met
Schedule File Name : c:\peaknet\schedule\021218.sch

Date Time Collected : 12/18/02 6:38:35 PM
System Name : Dx-500
Detector Name : Conductivity Detector
Column Type : AS14-#13535 AG14-#15177
System Operator : rss

010133

Peak Information : All Components

Pk. Num	Ret Time	Component Name	Concentration (ppm)	Height	Area	Bl. Code	%Delta
2	3.04	FLUORIDE	0.292	5606	64236	1	-0.44
		CHLORIDE					
4	4.94	NITRITE-N	-523.929	4228298	162958256	2	-4.63
		BROMIDE					
5	7.72	NITRATE-N	0.290	6445	110371	2	4.89
		PHOSPHATE-P					
6	12.32	SULFATE	0.298	1224	30468	1	2.10
			—total(s)—				
	0.00		-523.049		163163331		

216263

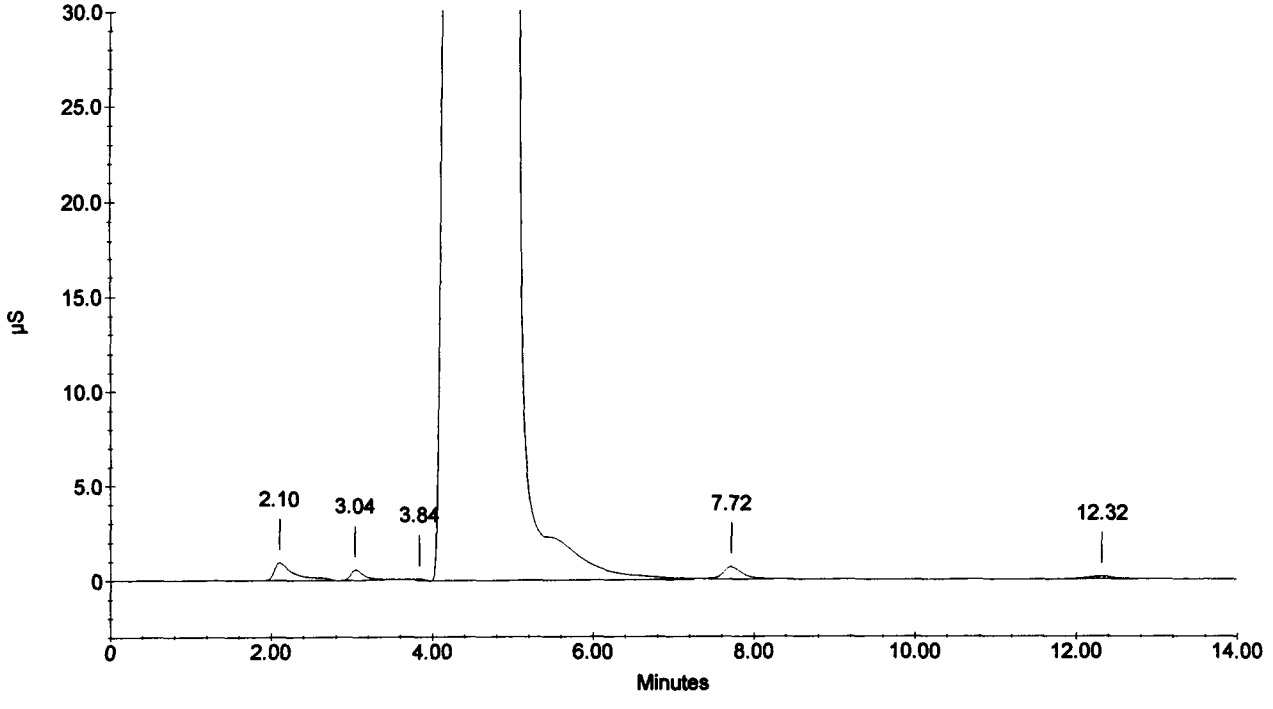

Sample Name : 216264
Dilution Factor : 1.00
Injection Number : 26
Data File Name : ...\021218_026.DXD
Method File Name : c:\peaknet\method\anions021218.met
Schedule File Name : c:\peaknet\schedule\021218.sch

Date Time Collected : 12/18/02 6:55:11 PM
System Name : Dx-500
Detector Name : Conductivity Detector
Column Type : AS14-#13535 AG14-#15177
System Operator : rss

010134

Peak Information : All Components

Pk. Num	Ret Time	Component Name	Concentration (ppm)	Height	Area	Bl. Code	%Delta
3	3.05	FLUORIDE	0.372	6616	81942	1	0.00
		CHLORIDE					
5	5.01	NITRITE-N	-814.203	4491579	190265562	2	-3.34
		BROMIDE					
6	7.72	NITRATE-N	0.351	7888	133750	2	4.89
		PHOSPHATE-P					
7	12.33	SULFATE	0.310	1200	31745	1	2.21
	0.00		---total(s)--- -813.169		190512999		

216264

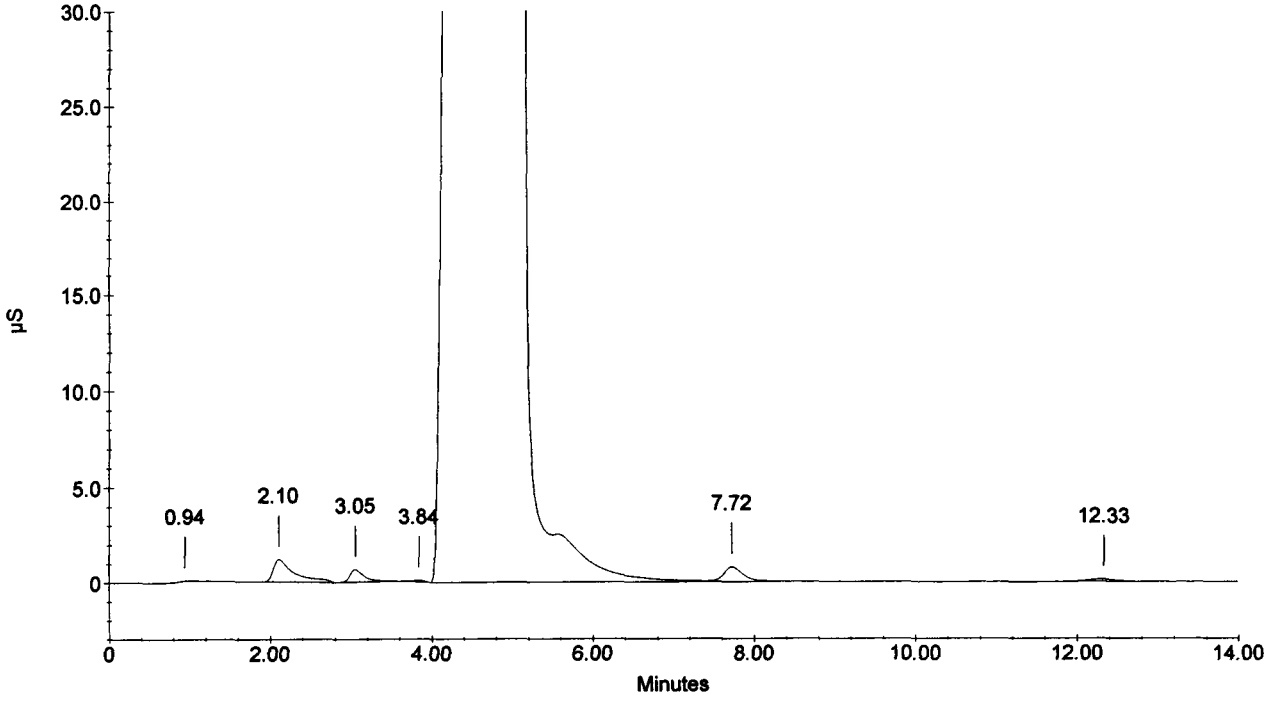

Sample Name : 216265
Dilution Factor : 1.00
Injection Number : 27
Data File Name : ...\021218_027.DXD
Method File Name : c:\peaknet\method\anions021218.met
Schedule File Name : c:\peaknet\schedule\021218.sch

Date Time Collected : 12/18/02 7:11:48 PM
System Name : Dx-500
Detector Name : Conductivity Detector
Column Type : AS14-#13535 AG14-#15177
System Operator : rss

011134A

Peak Information : All Components

Pk. Num	Ret Time	Component Name	Concentration (ppm)	Height	Area	Bl. Code	%Delta
2	3.05	FLUORIDE	0.284	5499	62397	1	0.00
		CHLORIDE					
4	4.96	NITRITE-N	-554.029	4279041	166065656	2	-4.37
		BROMIDE					
5	7.76	NITRATE-N	0.123	2622	46634	2	5.44
		PHOSPHATE-P					
6	12.28	SULFATE	0.479	1891	49086	1	1.77
			---total(s)---				
	0.00		-553.144		166223772		

216265

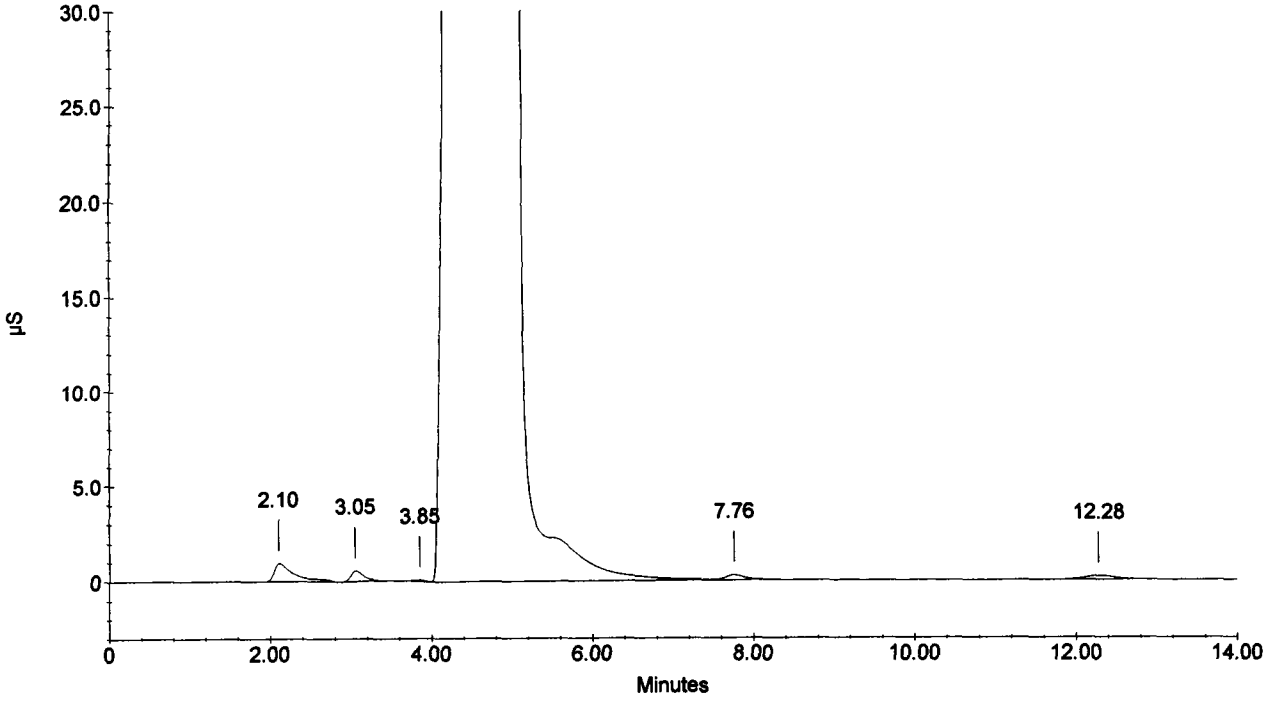

Sample Name : 216266
Dilution Factor : 1.00
Injection Number : 28
Data File Name : ...\021218_028.DXD
Method File Name : c:\peaknet\method\anions021218.met
Schedule File Name : c:\peaknet\schedule\021218.sch

Date Time Collected : 12/18/02 7:28:24 PM
System Name : Dx-500
Detector Name : Conductivity Detector
Column Type : AS14-#13535 AG14-#15177
System Operator : rss

010135

Peak Information : All Components

Pk. Num	Ret Time	Component Name	Concentration (ppm)	Height	Area	Bl. Code	%Delta
2	3.05	FLUORIDE	0.292	5351	64203	1	0.00
		CHLORIDE					
4	4.96	NITRITE-N	-560.364	4280216	166709904	3	-4.37
		BROMIDE					
6	7.73	NITRATE-N	0.278	6377	105688	2	5.07
		PHOSPHATE-P					
7	12.28	SULFATE	0.313	1250	32059	1	1.77
			---total(s)---				
	0.00		-559.482		166911854		

216266

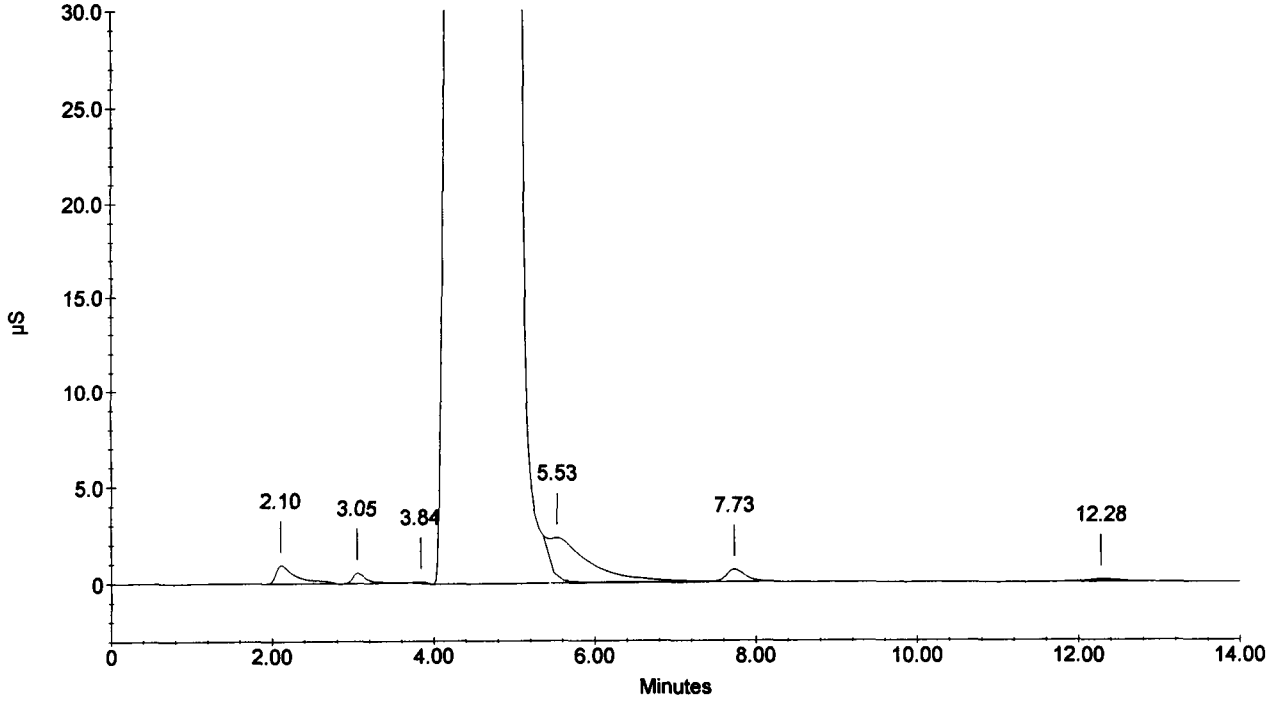

Sample Name : 216267
Dilution Factor : 1.00
Injection Number : 29
Data File Name : c:\peaknet\data\021218\021218_029.DXD
Method File Name : c:\peaknet\method\anions021218.met
Schedule File Name : c:\peaknet\schedule\021218.sch

Date Time Collected : 12/18/02 7:45:01 PM
System Name : Dx-500
Detector Name : Conductivity Detector
Column Type : AS14-#13535 AG14-#15177
System Operator : rss

010136

Peak Information : All Components

Pk. Num	Ret Time	Component Name	Concentration (ppm)	Height	Area	Bl. Code	%Delta
2	3.05	FLUORIDE	0.327	5958	72036	1	0.00
		CHLORIDE					
4	4.96	NITRITE-N	-577.227	4299634	168409019	2	-4.37
		BROMIDE					
5	7.73	NITRATE-N	0.314	7030	119431	2	5.07
		PHOSPHATE-P					
6	12.32	SULFATE	0.250	1005	25594	1	2.10
			—total(s)—				
	0.00		-576.336		168626079		

216267

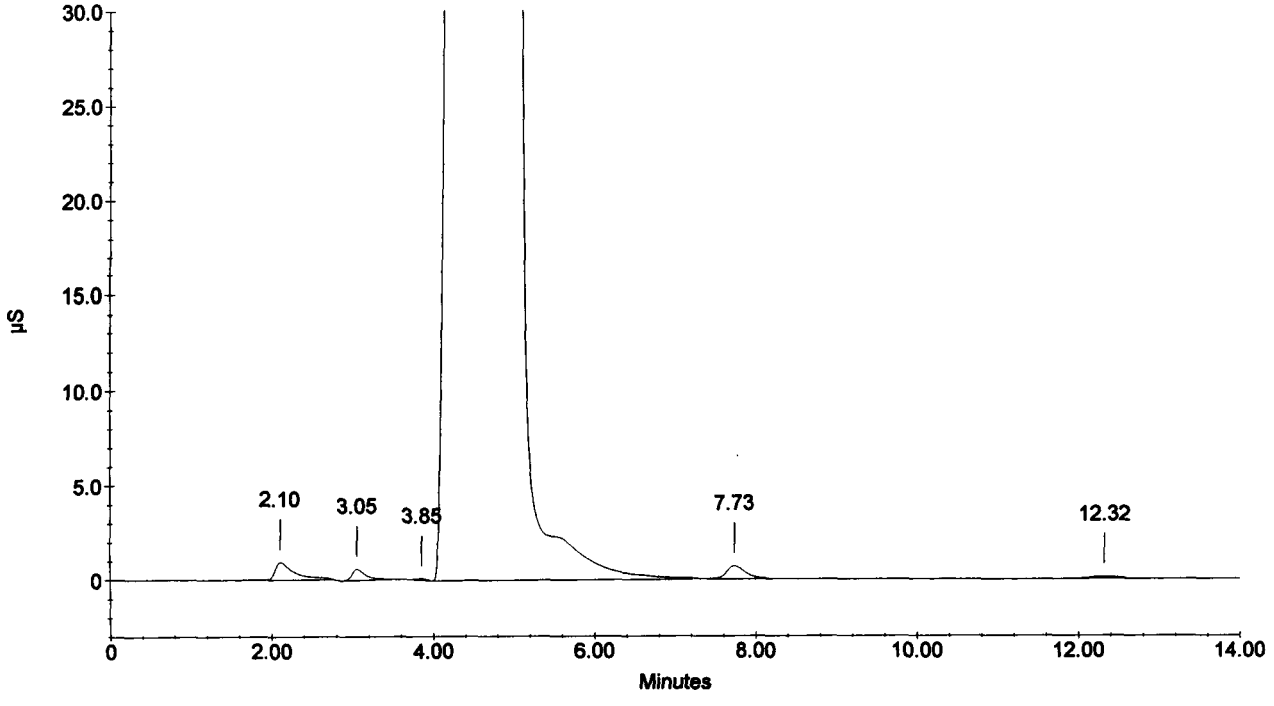

Sample Name : 216268
Dilution Factor : 1.00
Injection Number : 30
Data File Name : ...\021218_030.DXD
Method File Name : c:\peaknet\method\anions021218.met
Schedule File Name : c:\peaknet\schedule\021218.sch

Date Time Collected : 12/18/02 8:01:38 PM
System Name : Dx-500
Detector Name : Conductivity Detector
Column Type : AS14-#13535 AG14-#15177
System Operator : rss

010137

Peak Information : All Components

Pk. Num	Ret Time	Component Name	Concentration (ppm)	Height	Area	Bl. Code	%Delta
2	3.05	FLUORIDE	0.303	5865	66647	1	0.00
		CHLORIDE					
4	4.97	NITRITE-N	-599.302	4330948	170599847	2	-4.12
		BROMIDE					
5	7.73	NITRATE-N	0.290	6661	110437	2	5.07
		PHOSPHATE-P					
6	12.30	SULFATE	0.235	1020	24091	1	1.99
	0.00		---total(s)--- -598.473		170801022		

216268

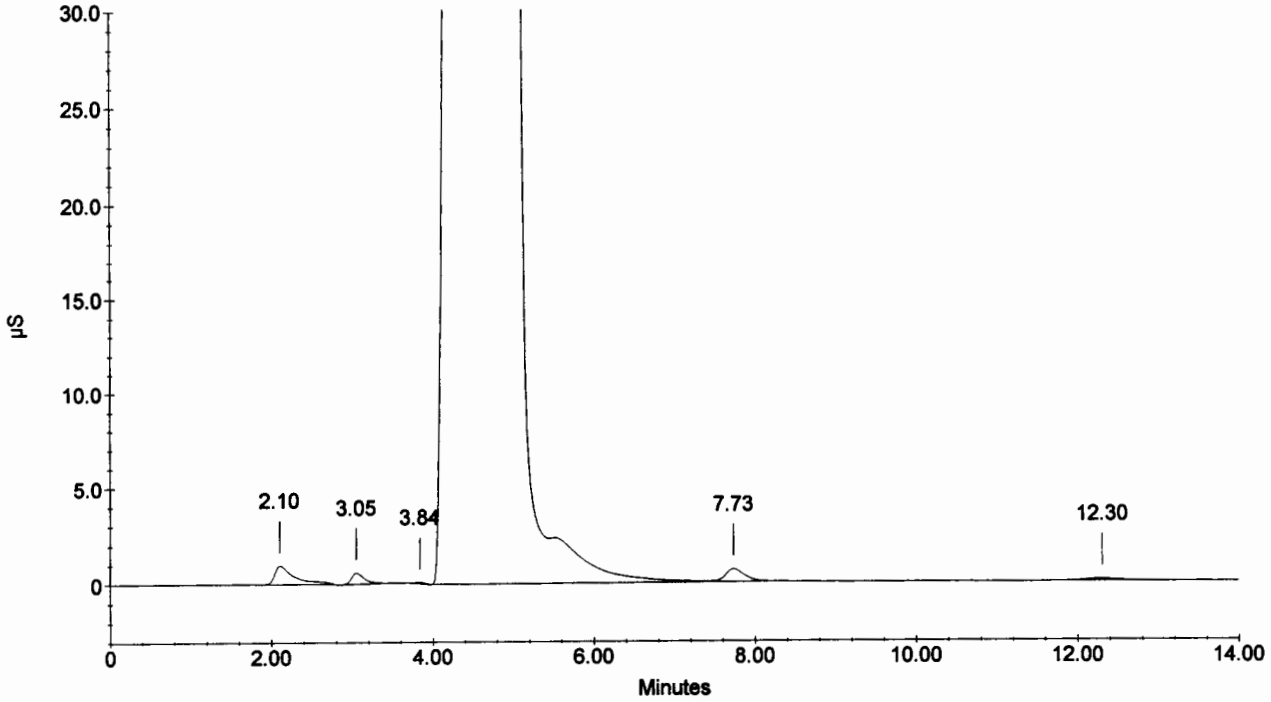

Sample Name : 216269
Dilution Factor : 1.00
Injection Number : 31
Data File Name : c:\peaknet\data\021218\021218_031.DXD
Method File Name : c:\peaknet\method\anions021218.met
Schedule File Name : c:\peaknet\schedule\021218.sch

Date Time Collected : 12/18/02 8:18:15 PM
System Name : Dx-500
Detector Name : Conductivity Detector
Column Type : AS14-#13535 AG14-#15177
System Operator : rss

010138

Peak Information : All Components

Pk. Num	Ret Time	Component Name	Concentration (ppm)	Height	Area	Bl. Code	%Delta
2	3.05	FLUORIDE	0.339	6232	74576	2	0.00
		CHLORIDE					
4	4.97	NITRITE-N	-630.923	4361406	173675545	2	-4.12
		BROMIDE					
5	7.73	NITRATE-N	0.266	6172	101448	2	5.07
		PHOSPHATE-P					
6	12.28	SULFATE	0.266	1126	27223	1	1.77
	0.00		—total(s)— -630.052		173878791		

216269

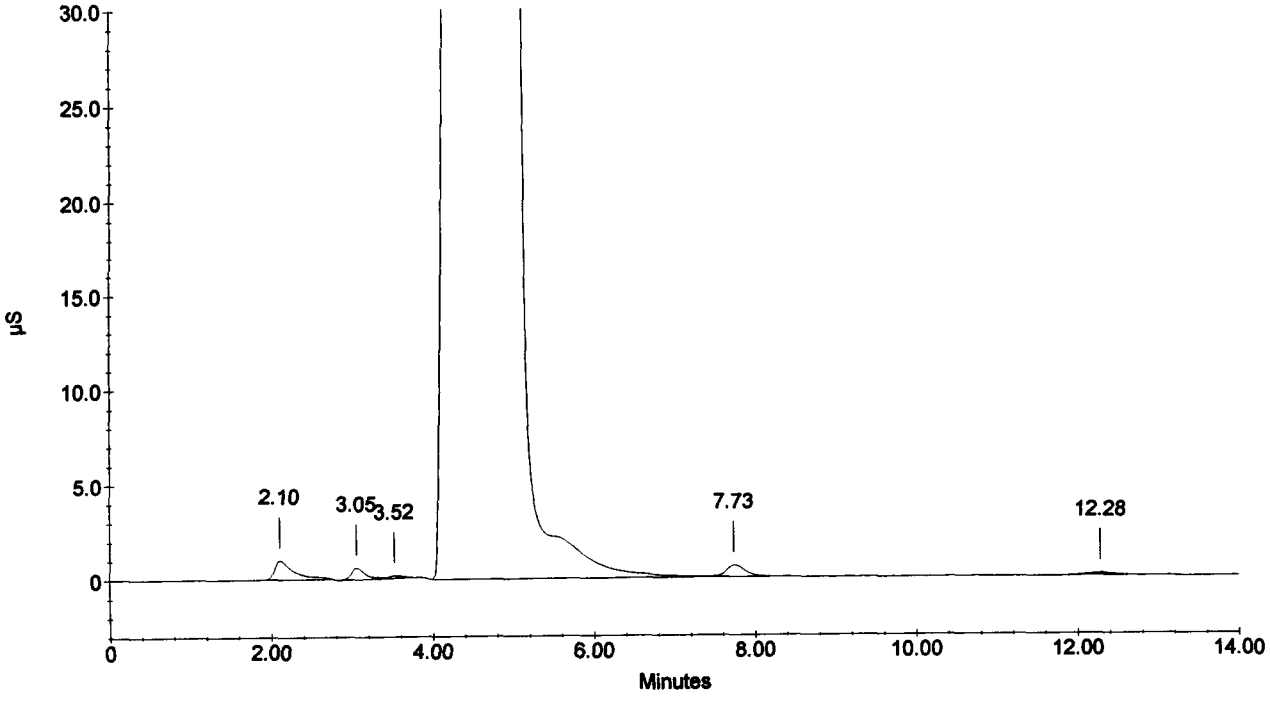

Sample Name : 216270
Dilution Factor : 1.00
Injection Number : 32
Data File Name : c:\peaknet\data\021218\021218_032.DXD
Method File Name : c:\peaknet\method\anions021218.met
Schedule File Name : c:\peaknet\schedule\021218.sch

Date Time Collected : 12/18/02 8:34:51 PM
System Name : Dx-500
Detector Name : Conductivity Detector
Column Type : AS14-#13535 AG14-#15177
System Operator : rss

010139

Peak Information : All Components

Pk. Num	Ret Time	Component Name	Concentration (ppm)	Height	Area	Bl. Code	%Delta
2	3.05	FLUORIDE	0.360	6601	79320	1	0.00
		CHLORIDE					
3	4.98	NITRITE-N	-656.311	4403921	176094518	2	-3.86
		BROMIDE					
4	7.73	NITRATE-N	0.295	6745	112209	2	5.07
		PHOSPHATE-P					
5	12.34	SULFATE	0.238	1017	24345	1	2.32
	0.00		—total(s)— -655.418		176310392		

216270

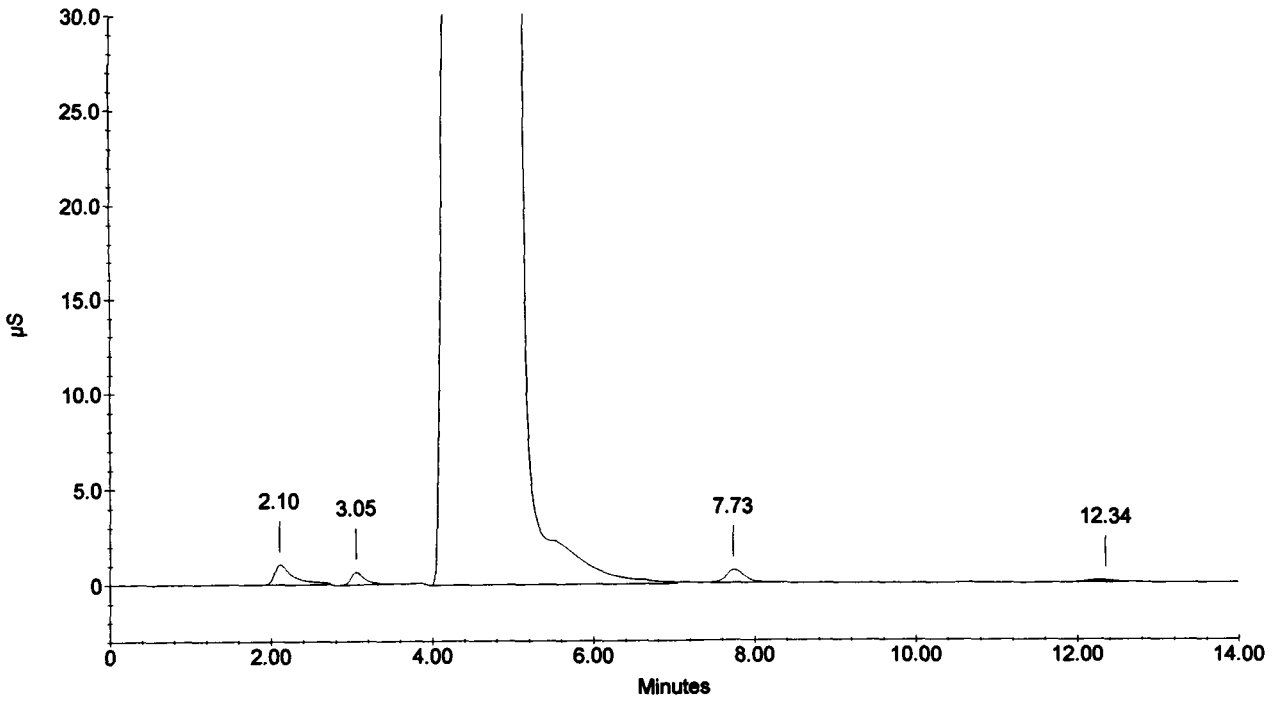

Sample Name : CCV
Dilution Factor : 20.00
Injection Number : 33
Data File Name : c:\peaknet\data\021218\021218_033.DXD
Method File Name : c:\peaknet\method\anions021218.met
Schedule File Name : c:\peaknet\schedule\021218.sch

Date Time Collected : 12/18/02 8:51:28 PM
System Name : Dx-500
Detector Name : Conductivity Detector
Column Type : AS14-#13535 AG14-#15177
System Operator : rss

010140

Peak Information : All Components

Pk. Num	Ret Time	Component Name	Concentration (ppm)	Height	Area	Bl. Code	%Delta
1	3.02	FLUORIDE	97.038	138582	1083778	2	-0.87
2	4.29	CHLORIDE	206.377	185418	1609605	2	-0.31
3	5.14	NITRITE-N	98.696	127544	1605903	2	-0.77
4	6.42	BROMIDE	392.058	103783	1342650	2	-0.21
5	7.50	NITRATE-N	85.947	104923	1687768	2	1.99
6	10.13	PHOSPHATE-P	192.030	53975	1249190	1	0.93
7	12.12	SULFATE	398.172	86919	2212894	1	0.44
	0.00		—total(s)— 1470.319		10791787		

CCV

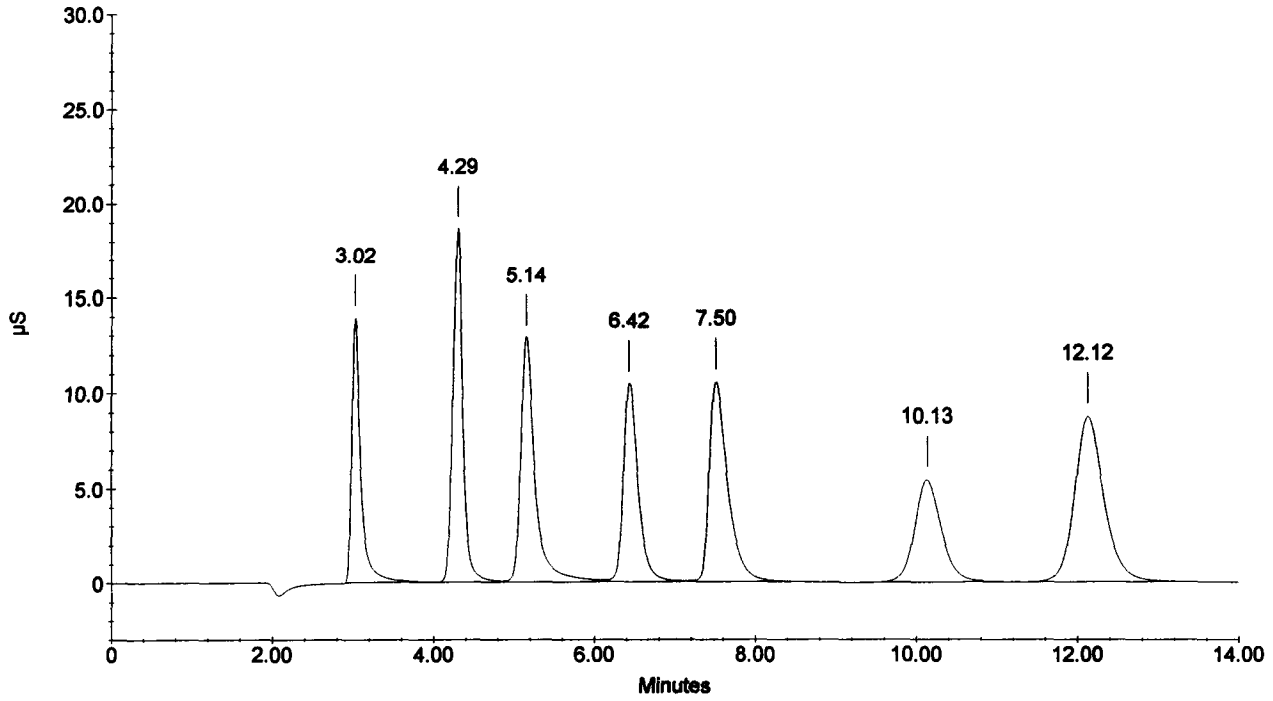

Sample Name : CCB
Dilution Factor : 1.00
Injection Number : 34
Data File Name : c:\peaknet\data\021218\021218_034.DXD
Method File Name : c:\peaknet\method\anions021218.met
Schedule File Name : c:\peaknet\schedule\021218.sch

Date Time Collected : 12/18/02 9:08:04 PM
System Name : Dx-500
Detector Name : Conductivity Detector
Column Type : AS14-#13535 AG14-#15177
System Operator : rss

010141

Peak Information : All Components

Pk. Num	Ret Time	Component Name	Concentration (ppm)	Height	Area	Bl. Code	%Delta
1	3.56		0.000	31	24	1	
2	4.33	CHLORIDE	0.016	295	2275	1	0.62
		NITRITE-N					
		BROMIDE					
		NITRATE-N					
		PHOSPHATE-P					
		SULFATE					
			—total(s)—				
	0.00		0.016		2299		

CCB

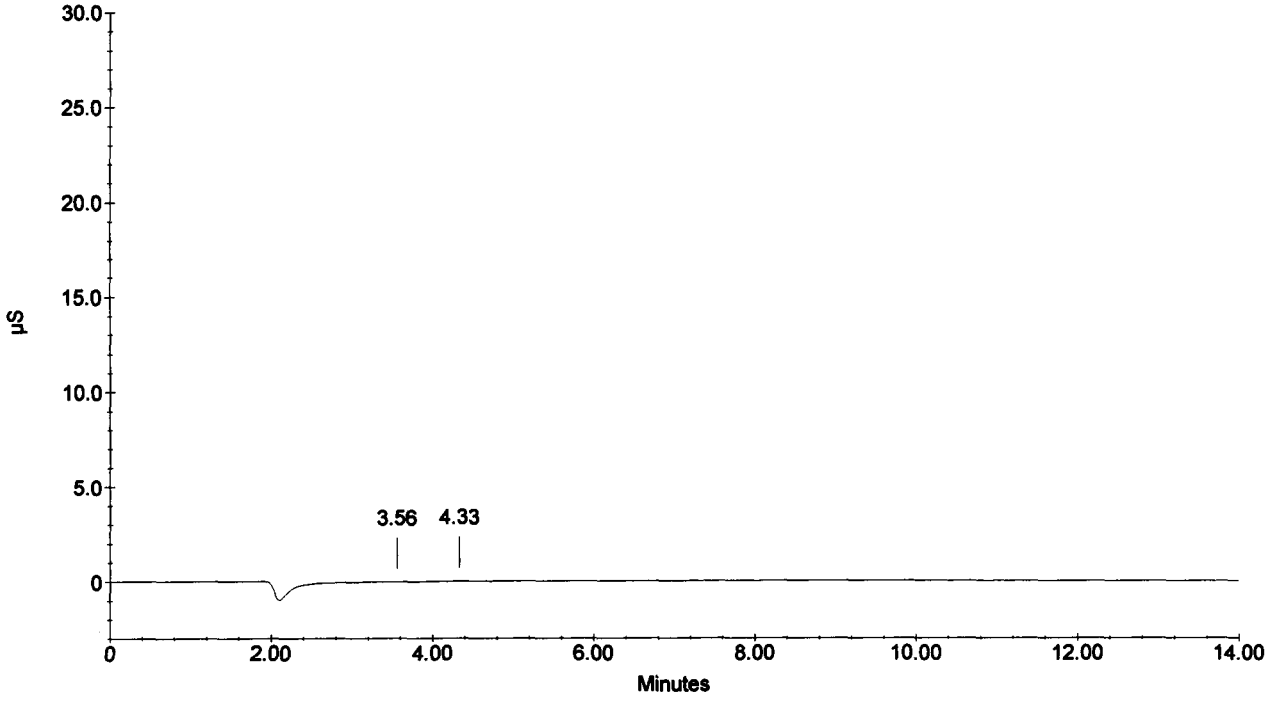

Sample Name : 216271
Dilution Factor : 1.00
Injection Number : 35
Data File Name : ...\021218_035.DXD
Method File Name : c:\peaknet\method\anions021218.met
Schedule File Name : c:\peaknet\schedule\021218.sch

Date Time Collected : 12/18/02 9:24:41 PM
System Name : Dx-500
Detector Name : Conductivity Detector
Column Type : AS14-#13535 AG14-#15177
System Operator : rss

010142

Peak Information : All Components

Pk. Num	Ret Time	Component Name	Concentration (ppm)	Height	Area	Bl. Code	%Delta
2	3.05	FLUORIDE	0.326	6046	71719	1	0.00
		CHLORIDE					
4	4.98	NITRITE-N	-702.422	4264011	180381276	2	-3.86
		BROMIDE					
5	7.72	NITRATE-N	0.290	6482	110270	2	4.89
		PHOSPHATE-P					
6	12.25	SULFATE	0.305	1295	31187	1	1.55
			---total(s)---				
	0.00		-701.502		180594452		

216271

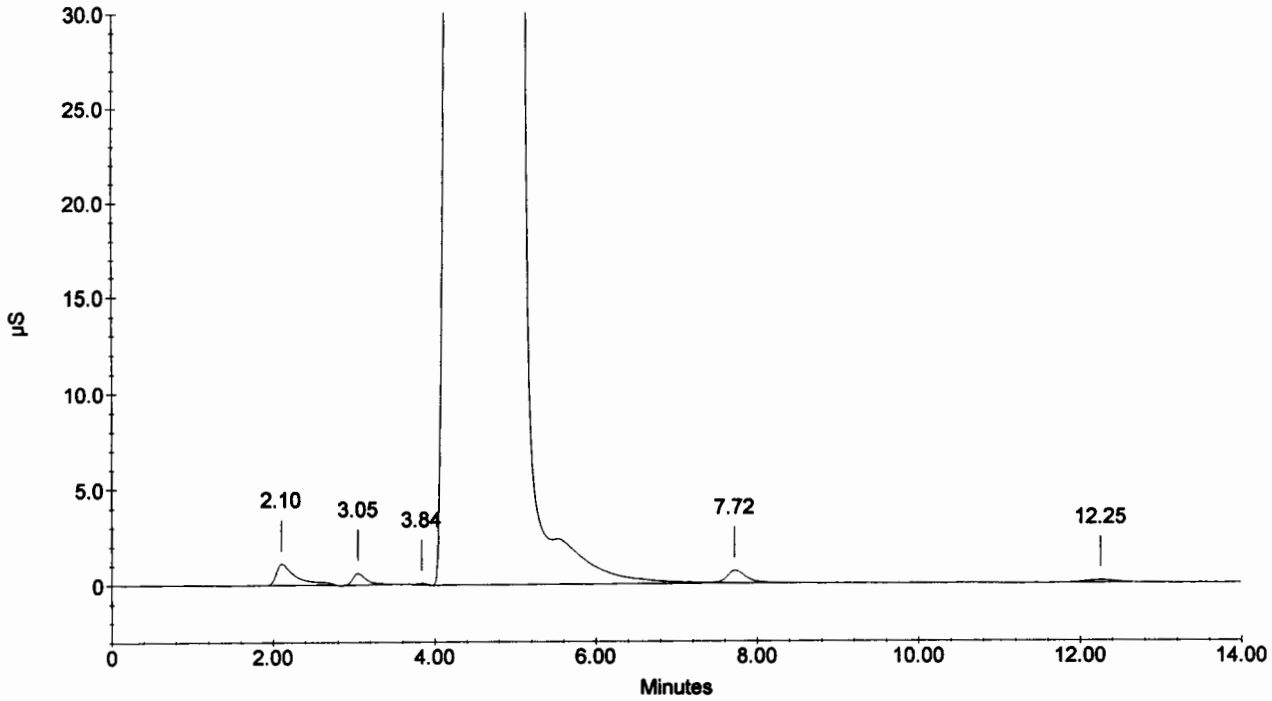

Sample Name : 216272
Dilution Factor : 1.00
Injection Number : 36
Data File Name : ...\021218_036.DXD
Method File Name : c:\peaknet\method\anions021218.met
Schedule File Name : c:\peaknet\schedule\021218.sch

Date Time Collected : 12/18/02 9:41:17 PM
System Name : Dx-500
Detector Name : Conductivity Detector
Column Type : AS14-#13535 AG14-#15177
System Operator : rss

010143

Peak Information : All Components

Pk. Num	Ret Time	Component Name	Concentration (ppm)	Height	Area	Bl. Code	%Delta
2	3.05	FLUORIDE	0.358	6368	78684	1	0.00
4	5.00	CHLORIDE NITRITE-N	-748.110	4367461	184503119	2	-3.60
5	7.73	BROMIDE NITRATE-N	0.304	6833	115834	2	5.07
6	12.26	PHOSPHATE-P SULFATE	0.238	1024	24331	1	1.66
	0.00		—total(s)— -747.211		184721967		

216272

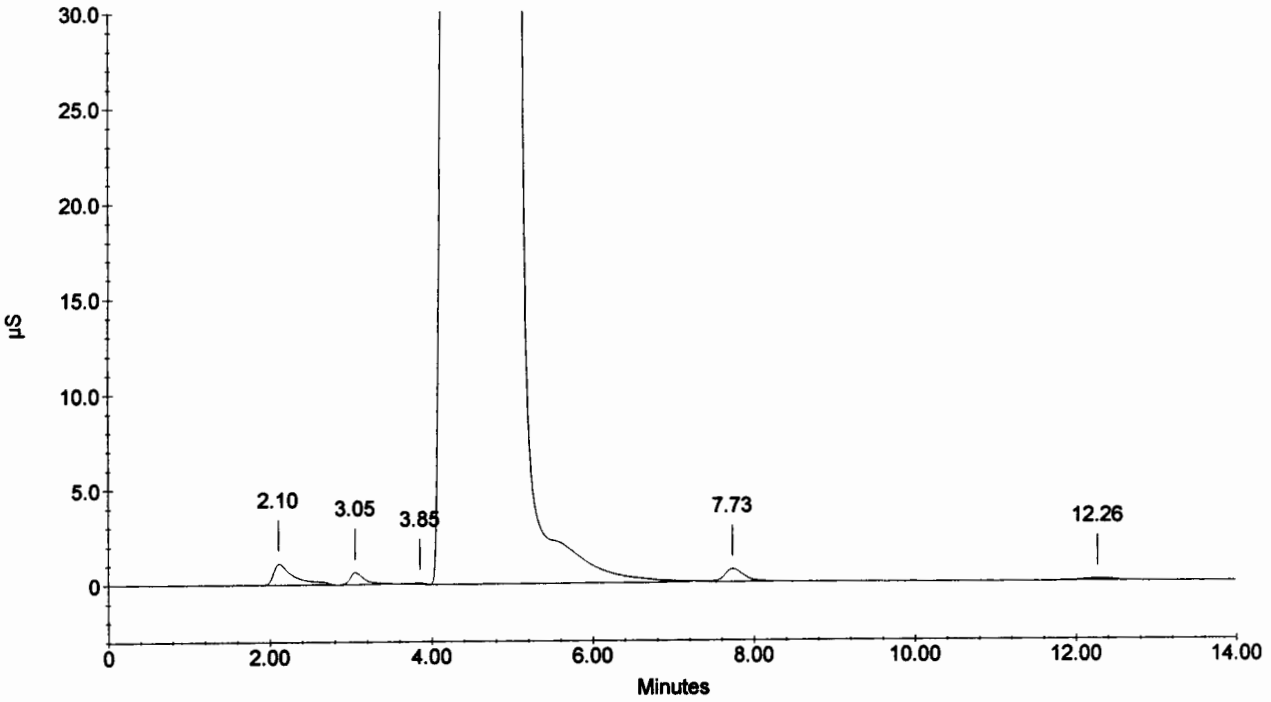

Sample Name : 216273
Dilution Factor : 1.00
Injection Number : 37
Data File Name : ...\021218_037.DXD
Method File Name : c:\peaknet\method\anions021218.met
Schedule File Name : c:\peaknet\schedule\021218.sch

Date Time Collected : 12/18/02 9:57:54 PM
System Name : Dx-500
Detector Name : Conductivity Detector
Column Type : AS14-#13535 AG14-#15177
System Operator : rss

010144

Peak Information : All Components

Pk. Num	Ret Time	Component Name	Concentration (ppm)	Height	Area	Bl. Code	%Delta
1	2.05		0.000	15607	215885	1	
		CHLORIDE					
2	4.89	NITRITE-N	-501.818	4221087	160624660	2	-5.66
		BROMIDE					
3	7.70	NITRATE-N	0.414	9614	157834	2	4.71
		PHOSPHATE-P					
		SULFATE					
			---total(s)---				
	0.00		-501.404		160998379		

216273

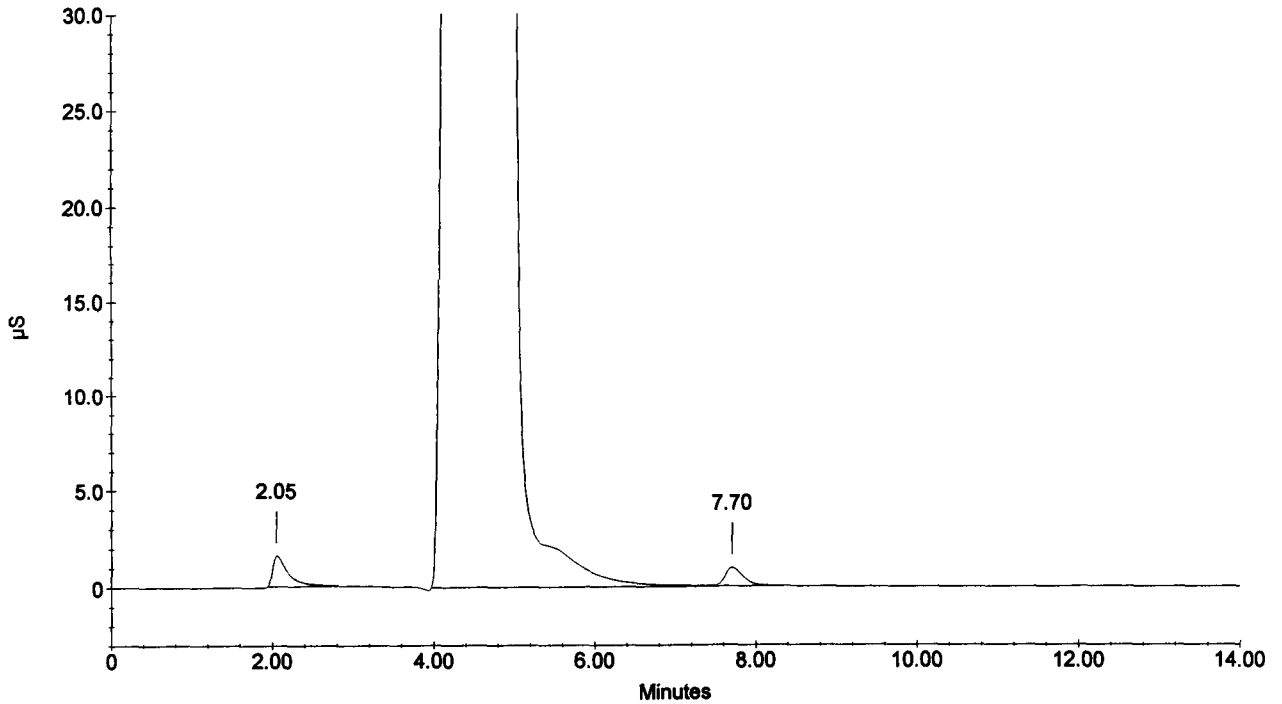

Sample Name : 216273D
Dilution Factor : 1.00
Injection Number : 38
Data File Name : ...\021218_038.DXD
Method File Name : c:\peaknet\method\anions021218.met
Schedule File Name : c:\peaknet\schedule\021218.sch

Date Time Collected : 12/18/02 10:14:30 PM
System Name : Dx-500
Detector Name : Conductivity Detector
Column Type : AS14-#13535 AG14-#15177
System Operator : rss

010145

Peak Information : All Components

Pk. Num	Ret Time	Component Name	Concentration (ppm)	Height	Area	Bl. Code	%Delta
1	2.05	CHLORIDE	0.000	15336	207350	1	
2	4.89	NITRITE-N BROMIDE	-503.108	4130782	160761992	2	-5.66
3	7.70	NITRATE-N PHOSPHATE-P SULFATE	0.409	9572	155747	2	4.71
	0.00		—total(s)— -502.699		161125089		

216273D

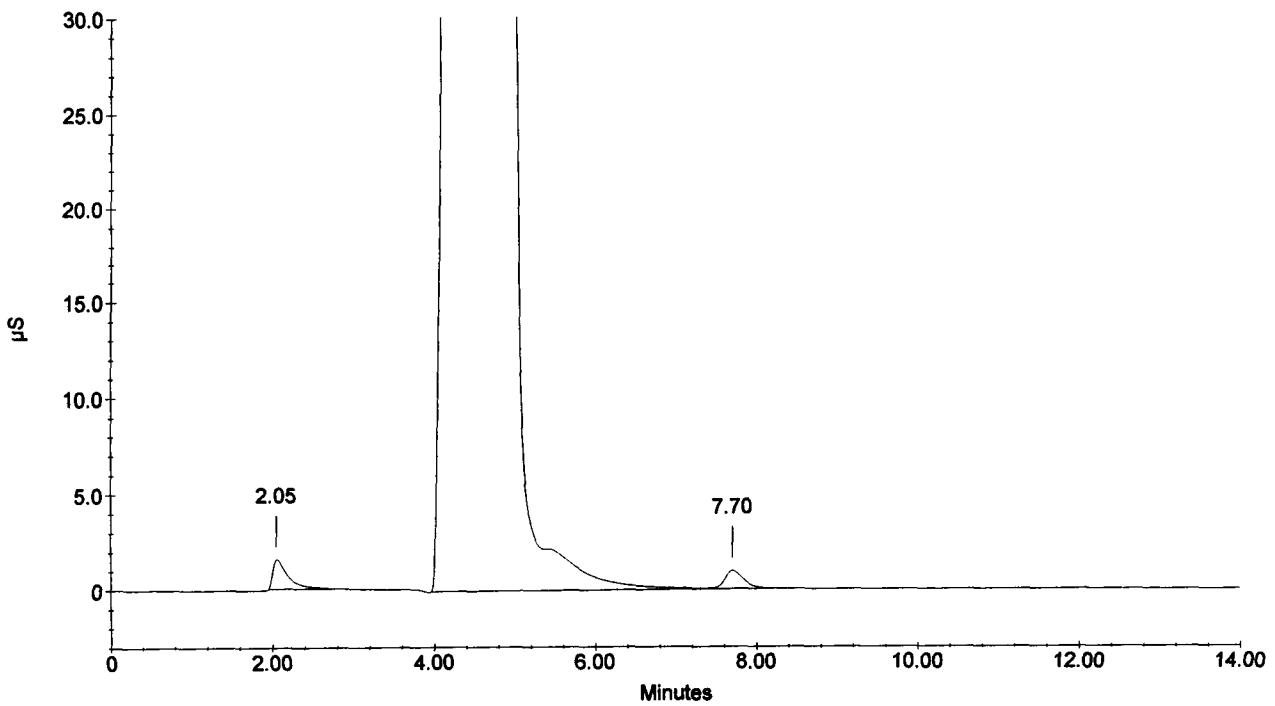

Sample Name : 216273S
Dilution Factor : 1.00
Injection Number : 39
Data File Name : ...\021218_039.DXD
Method File Name : c:\peaknet\method\anions021218.met
Schedule File Name : c:\peaknet\schedule\021218.sch

Date Time Collected : 12/18/02 10:31:06 PM
System Name : Dx-500
Detector Name : Conductivity Detector
Column Type : AS14-#13535 AG14-#15177
System Operator : rss

010146

Peak Information : All Components

Pk. Num	Ret Time	Component Name	Concentration (ppm)	Height	Area	Bl. Code	%Delta
2	3.01	FLUORIDE	0.896	15954	197561	2	-1.31
		CHLORIDE					
4	5.32	NITRITE-N	3.289	45288	1063009	4	2.57
5	6.54	BROMIDE	4.393	19927	274636	2	1.66
6	7.65	NITRATE-N	1.212	28807	464565	1	3.99
7	10.17	PHOSPHATE-P	1.814	9364	218436	1	1.33
8	12.16	SULFATE	3.914	15385	406056	1	0.77
			—total(s)—				
	0.00		15.518		2624264		

216273S

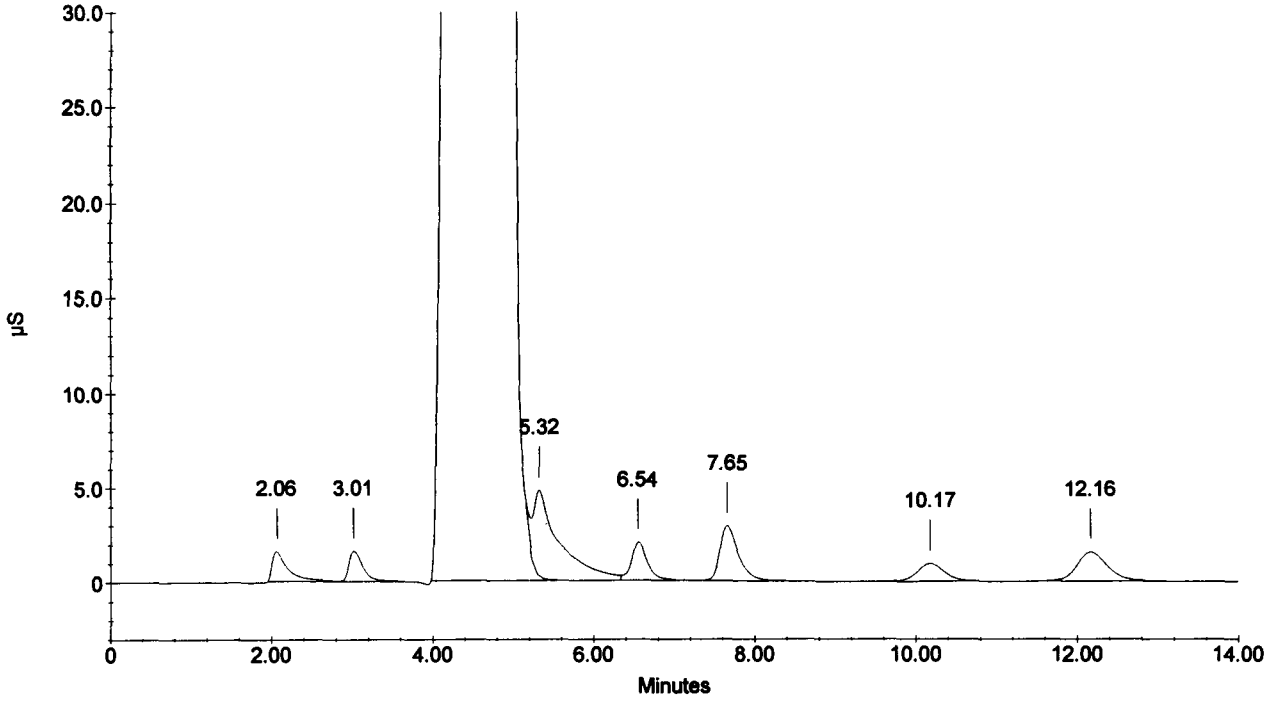

Sample Name : 216274
Dilution Factor : 1.00
Injection Number : 40
Data File Name : ...\021218_040.DXD
Method File Name : c:\peaknet\method\anions021218.met
Schedule File Name : c:\peaknet\schedule\021218.sch

Date Time Collected : 12/18/02 10:47:45 PM
System Name : Dx-500
Detector Name : Conductivity Detector
Column Type : AS14-#13535 AG14-#15177
System Operator : rss

010147

Peak Information : All Components

Pk. Num	Ret Time	Component Name	Concentration (ppm)	Height	Area	Bl. Code	%Delta
1	2.05	CHLORIDE	0.000	18935	260406	1	
2	4.93	NITRITE-N BROMIDE	-732.700	4223393	183126132	2	-4.89
3	7.77	NITRATE-N PHOSPHATE-P SULFATE	0.072	1588	27517	2	5.62
	0.00		---total(s)--- -732.628		183414055		

216274

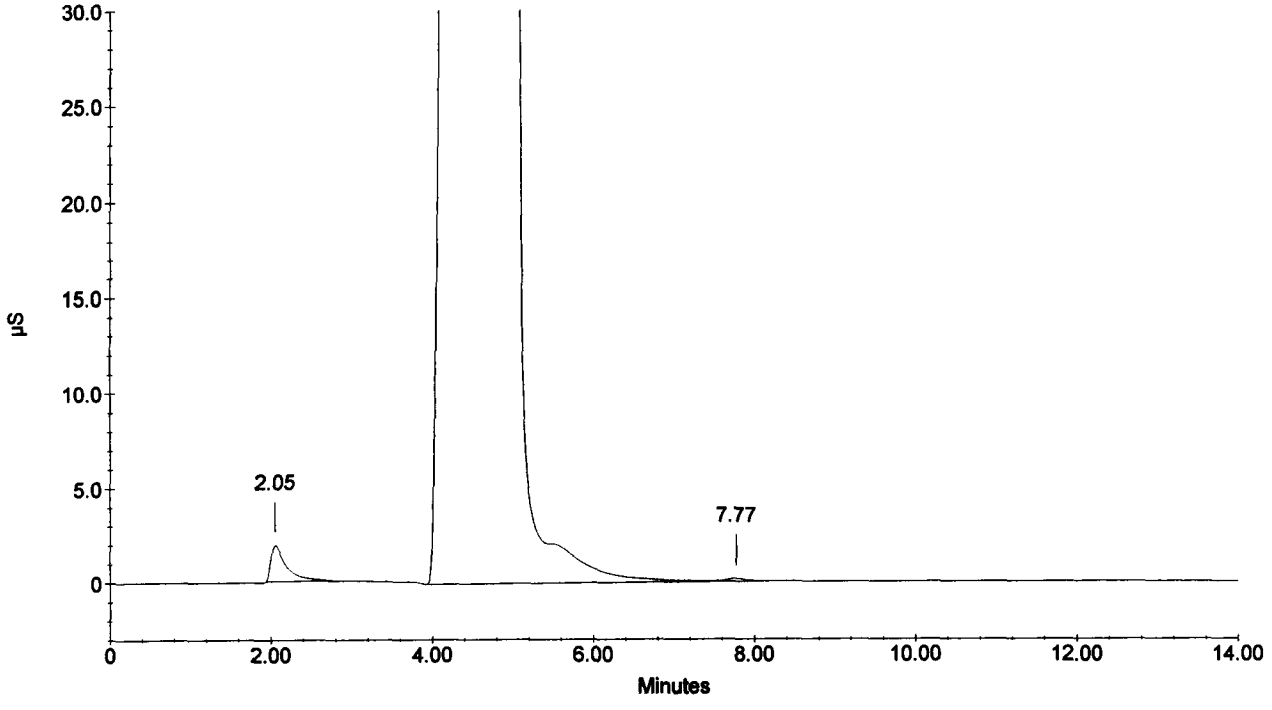

Sample Name : 216275
Dilution Factor : 1.00
Injection Number : 41
Data File Name : c:\peaknet\data\021218\021218_041.DXD
Method File Name : c:\peaknet\method\anions021218.met
Schedule File Name : c:\peaknet\schedule\021218.sch

Date Time Collected : 12/18/02 11:04:21 PM
System Name : Dx-500
Detector Name : Conductivity Detector
Column Type : AS14-#13535 AG14-#15177
System Operator : rss

010148

Peak Information : All Components

Pk. Num	Ret Time	Component Name	Concentration (ppm)	Height	Area	Bl. Code	%Delta
1	2.05	CHLORIDE	0.000	14930	204587	1	
2	4.88	NITRITE-N BROMIDE	-459.286	3940039	156003439	2	-5.92
3	7.73	NITRATE-N PHOSPHATE-P SULFATE	0.246	5385	93723	2	5.07
	0.00		—total(s)— -459.040		156301749		

216275

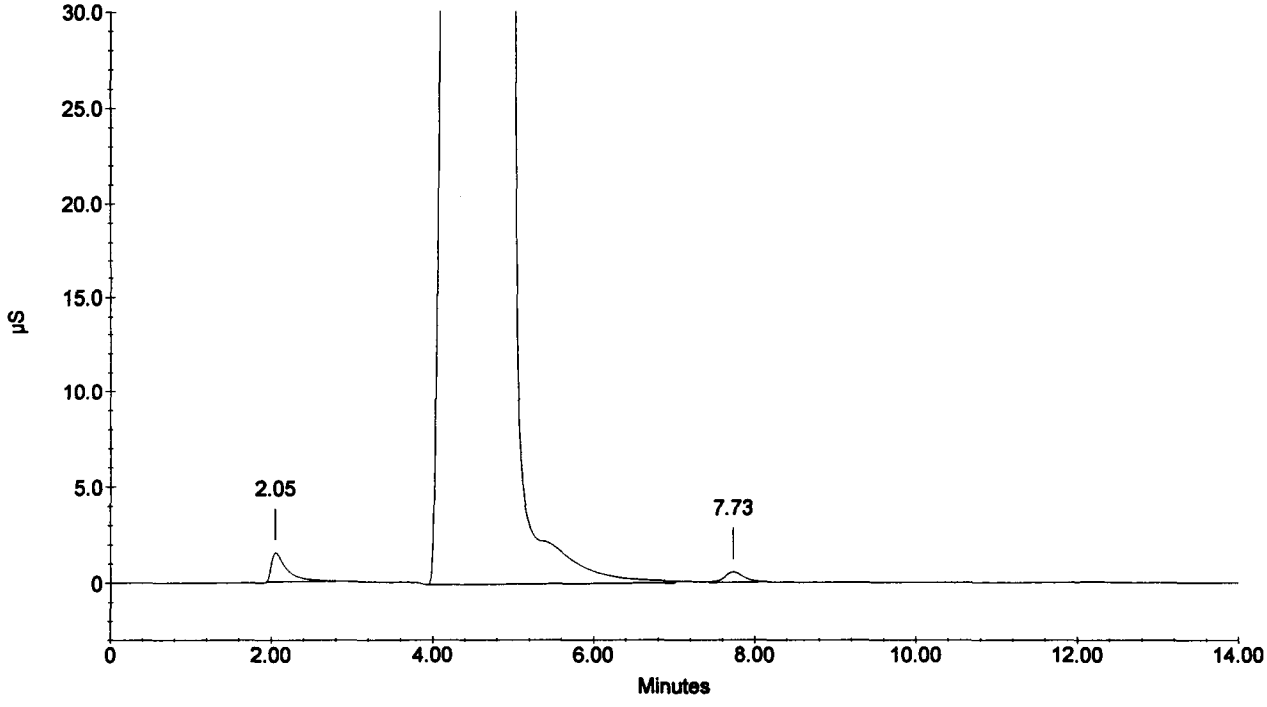

Sample Name : 216276
Dilution Factor : 1.00
Injection Number : 42
Data File Name : ...\021218_042.DXD
Method File Name : c:\peaknet\method\anions021218.met
Schedule File Name : c:\peaknet\schedule\021218.sch

Date Time Collected : 12/18/02 11:20:57 PM
System Name : Dx-500
Detector Name : Conductivity Detector
Column Type : AS14-#13535 AG14-#15177
System Operator : rss

010149

Peak Information : All Components

Pk. Num	Ret Time	Component Name	Concentration (ppm)	Height	Area	Bl. Code	%Delta
1	2.05	CHLORIDE	0.000	16071	223671	1	
2	4.90	NITRITE-N	-543.142	4000390	164950664	2	-5.40
3	7.76	BROMIDE NITRATE-N PHOSPHATE-P SULFATE	0.122	2590	46300	2	5.44
	0.00		---total(s)--- -543.020		165220636		

216276

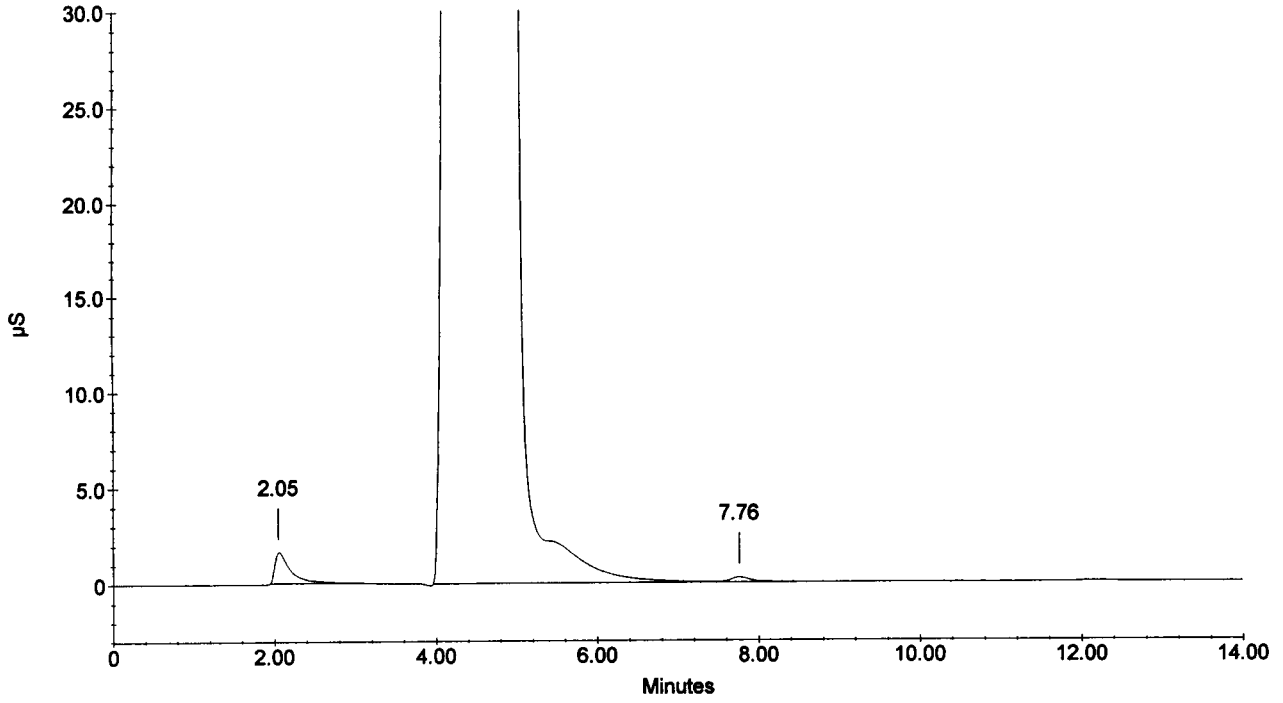

Sample Name : 216277
Dilution Factor : 1.00
Injection Number : 43
Data File Name : c:\peaknet\data\021218\021218_043.DXD
Method File Name : c:\peaknet\method\anions021218.met
Schedule File Name : c:\peaknet\schedule\021218.sch

Date Time Collected : 12/18/02 11:37:34 PM
System Name : Dx-500
Detector Name : Conductivity Detector
Column Type : AS14-#13535 AG14-#15177
System Operator : rss

010150

Peak Information : All Components

Pk. Num	Ret Time	Component Name	Concentration (ppm)	Height	Area	Bl. Code	%Delta
1	2.05	CHLORIDE	0.000	17844	245071	1	
2	4.92	NITRITE-N	-626.830	4056902	173281380	1	-5.14
3	7.76	BROMIDE NITRATE-N PHOSPHATE-P SULFATE	0.159	3808	60436	1	5.44
	0.00		—total(s)— -626.671		173586887		

216277

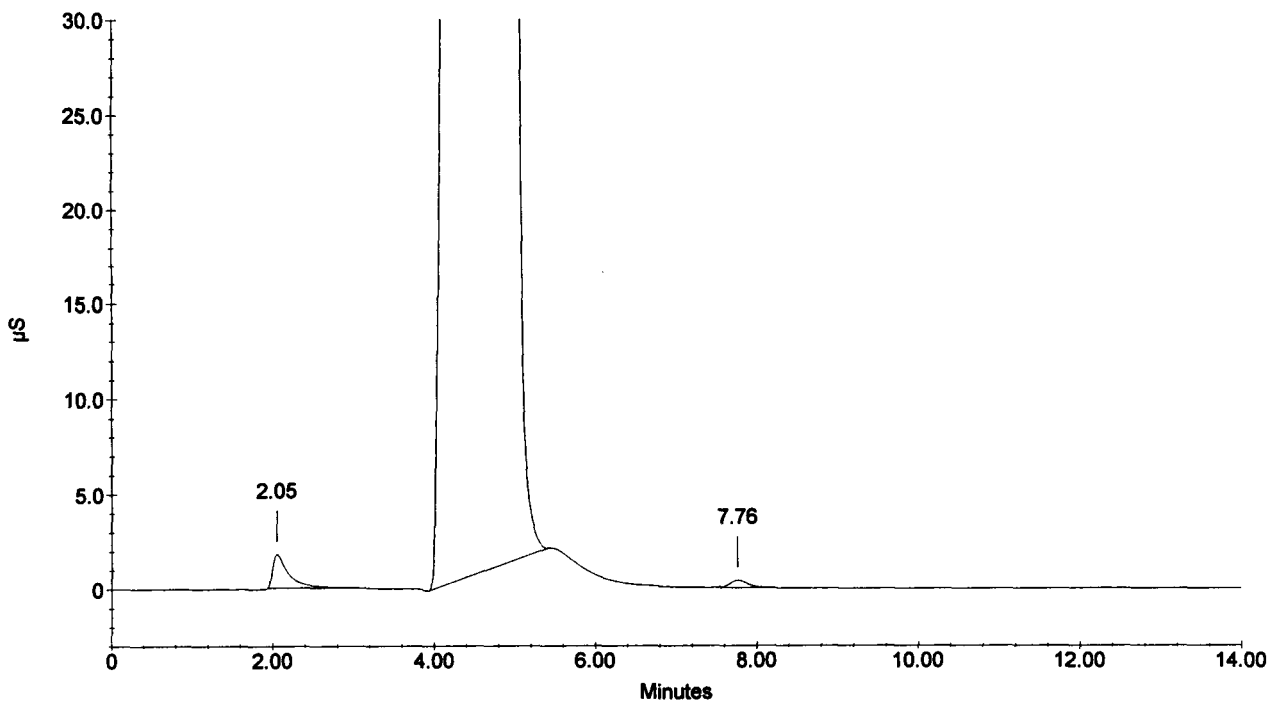

Sample Name : 216278
Dilution Factor : 1.00
Injection Number : 44
Data File Name : c:\peaknet\data\021218\021218_044.DXD
Method File Name : c:\peaknet\method\anions021218.met
Schedule File Name : c:\peaknet\schedule\021218.sch

Date Time Collected : 12/18/02 11:54:11 PM
System Name : Dx-500
Detector Name : Conductivity Detector
Column Type : AS14-#13535 AG14-#15177
System Operator : rss

010151

Peak Information : All Components

Pk. Num	Ret Time	Component Name	Concentration (ppm)	Height	Area	Bl. Code	%Delta
1	2.05	CHLORIDE	0.000	17261	239946	1	
2	4.90	NITRITE-N	-606.189	4018743	171275860	2	-5.40
3	7.76	BROMIDE NITRATE-N PHOSPHATE-P SULFATE	0.122	2616	46581	2	5.44
	0.00		---total(s)--- -606.066		171562387		

216278

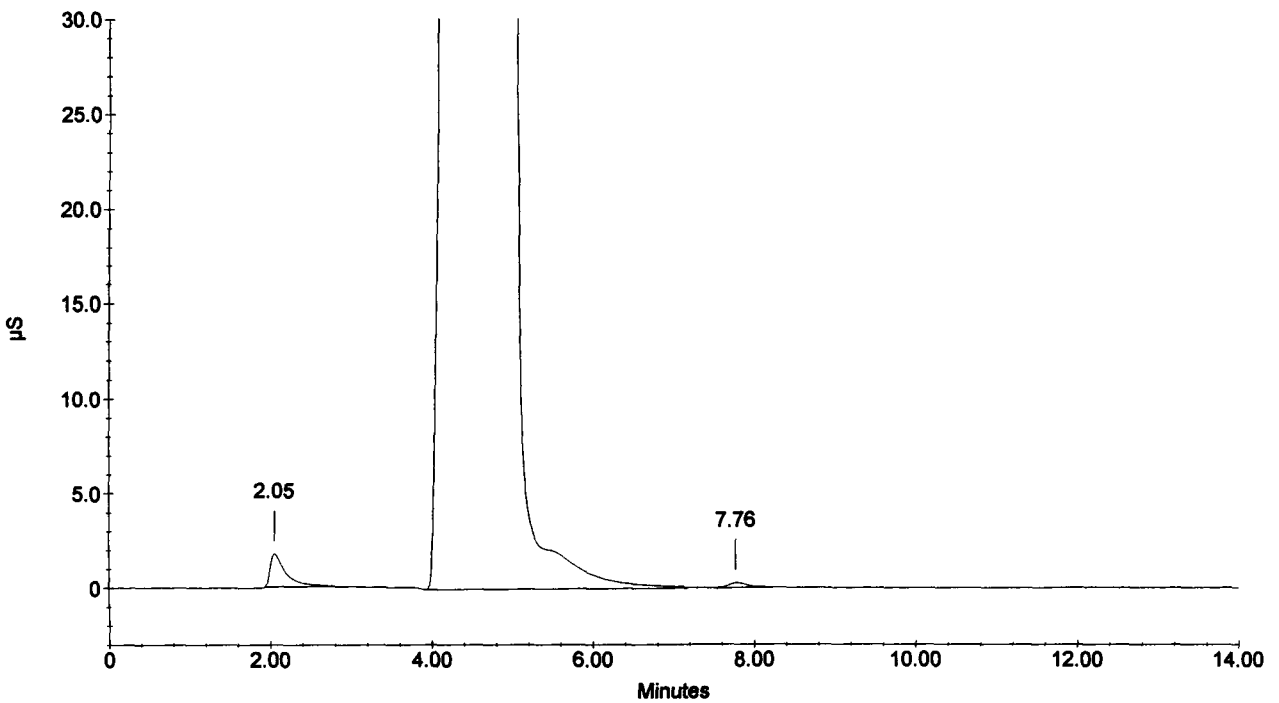

Sample Name : CCV
Dilution Factor : 20.00
Injection Number : 45
Data File Name : c:\peaknet\data\021218\021218_045.DXD
Method File Name : c:\peaknet\method\anions021218.met
Schedule File Name : c:\peaknet\schedule\021218.sch

Date Time Collected : 12/19/02 12:10:48 AM
System Name : Dx-500
Detector Name : Conductivity Detector
Column Type : AS14-#13535 AG14-#15177
System Operator : rss

010152

Peak Information : All Components

Pk. Num	Ret Time	Component Name	Concentration (ppm)	Height	Area	Bl. Code	%Delta
1	3.01	FLUORIDE	98.271	136503	1097776	1	-1.31
2	4.29	CHLORIDE	209.541	185135	1636368	2	-0.31
3	5.16	NITRITE-N	99.891	128133	1625747	2	-0.51
4	6.46	BROMIDE	398.282	104920	1366938	2	0.41
5	7.54	NITRATE-N	87.054	104560	1710268	2	2.54
6	10.06	PHOSPHATE-P	196.842	55250	1283004	1	0.27
7	12.05	SULFATE	405.978	88141	2260528	1	-0.11
	0.00		—total(s)— 1495.859		10980630		

CCV

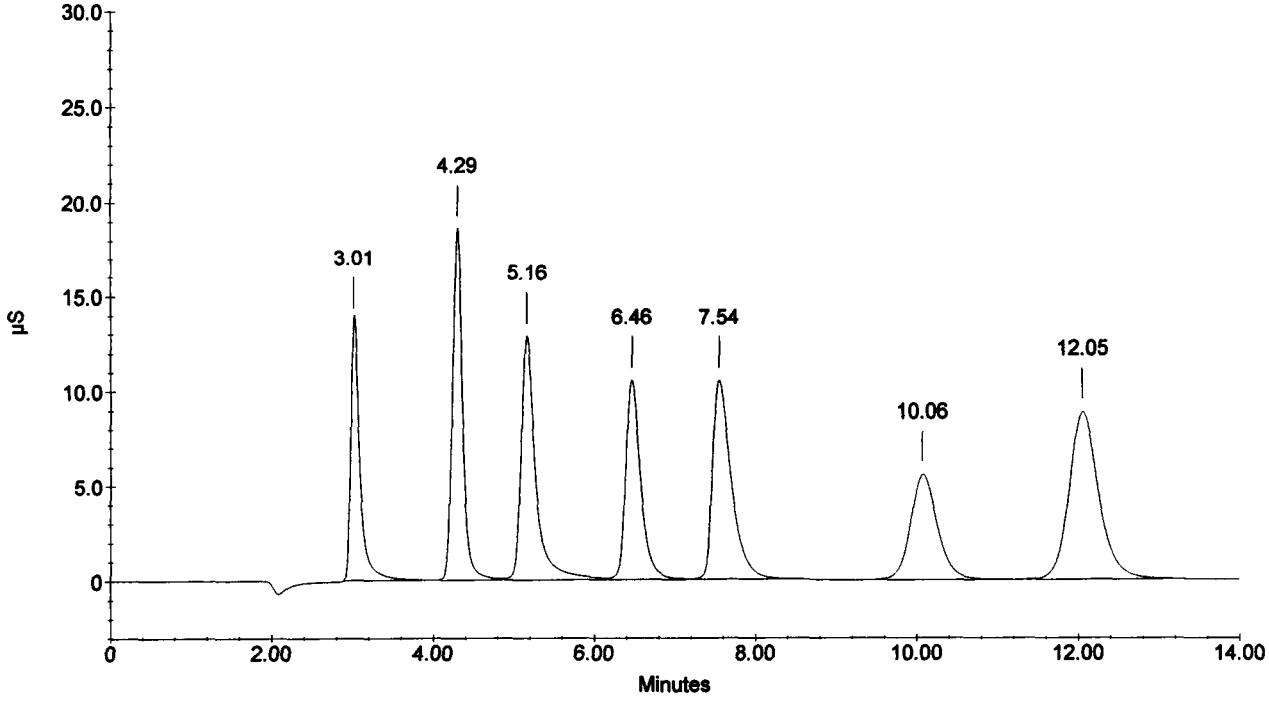

Sample Name : CCB
Dilution Factor : 1.00
Injection Number : 46
Data File Name : c:\peaknet\data\021218\021218_046.DXD
Method File Name : c:\peaknet\method\anions021218.met
Schedule File Name : c:\peaknet\schedule\021218.sch

Date Time Collected : 12/19/02 12:27:25 AM
System Name : Dx-500
Detector Name : Conductivity Detector
Column Type : AS14-#13535 AG14-#15177
System Operator : rss

010153

Peak Information : All Components

Pk. Num	Ret Time	Component Name	Concentration (ppm)	Height	Area	Bl. Code	%Delta
1	4.32	CHLORIDE	0.011	213	1542	1	0.31
1	4.32	CHLORIDE	0.011	213	1542	1	0.31
		NITRITE-N					
		BROMIDE					
2	7.78	NITRATE-N	0.006	223	2405	1	5.80
		PHOSPHATE-P					
		SULFATE					
			—total(s)—				
	0.00		0.028		5489		

CCB

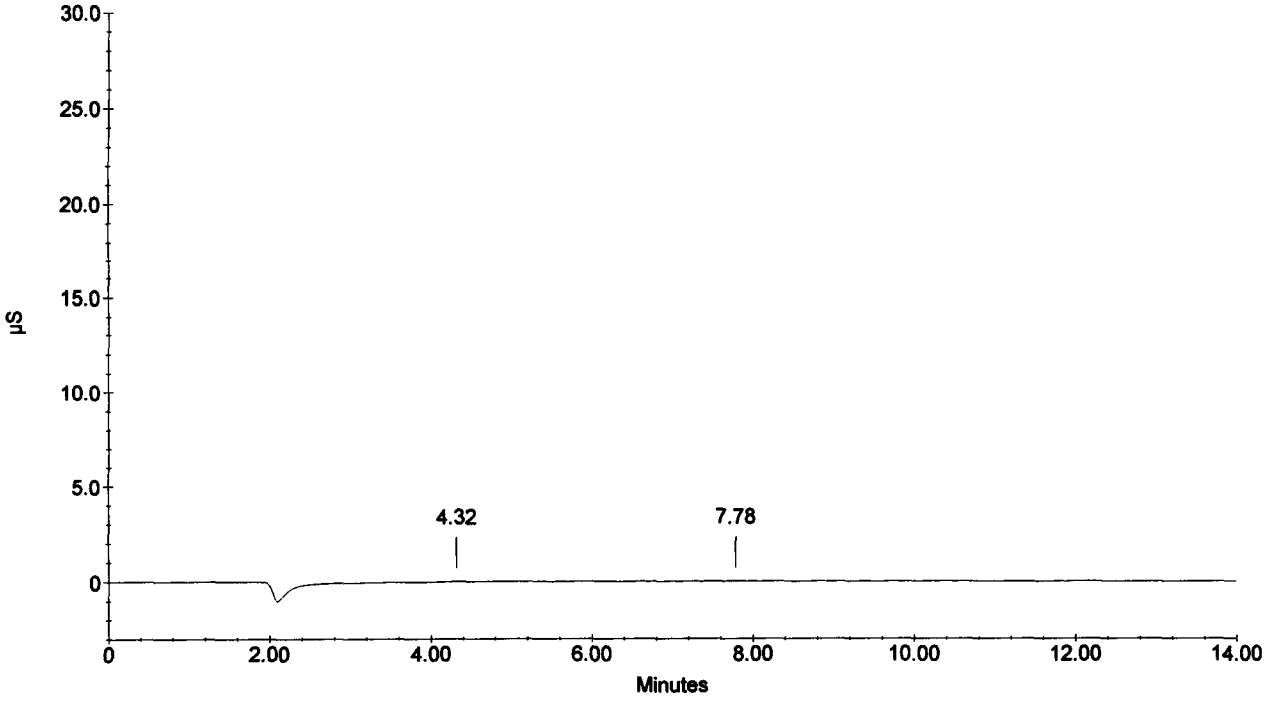

Sample Name : 216279
Dilution Factor : 1.00
Injection Number : 47
Data File Name : c:\peaknet\data\021218\021218_047.DXD
Method File Name : c:\peaknet\method\anions021218.met
Schedule File Name : c:\peaknet\schedule\021218.sch

Date Time Collected : 12/19/02 12:44:01 AM
System Name : Dx-500
Detector Name : Conductivity Detector
Column Type : AS14-#13535 AG14-#15177
System Operator : rss

010154

Peak Information : All Components

Pk. Num	Ret Time	Component Name	Concentration (ppm)	Height	Area	Bl. Code	%Delta
1	2.06	CHLORIDE	0.000	15490	206741	1	
2	4.89	NITRITE-N BROMIDE	-498.534	3879182	160274114	2	-5.66
3	7.76	NITRATE-N PHOSPHATE-P SULFATE	0.223	5249	84904	2	5.44
	0.00		—total(s)— -498.311		160565759		

216279

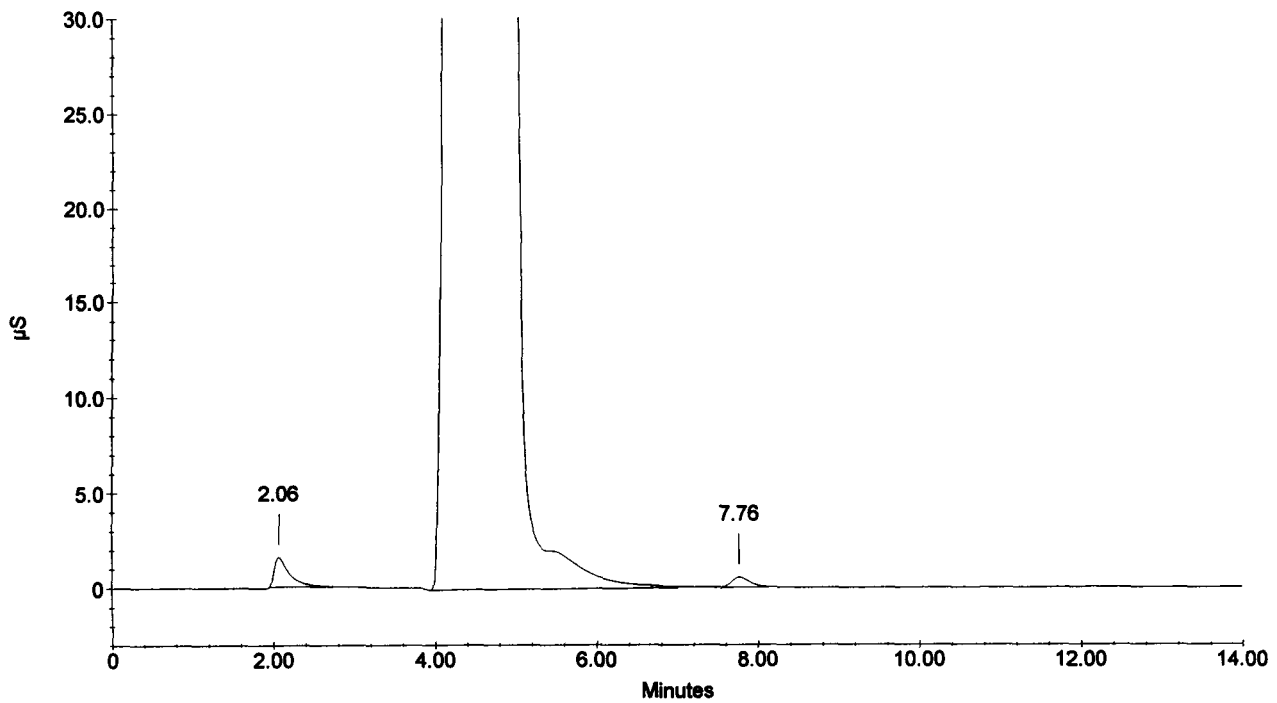

Sample Name : 216280
Dilution Factor : 1.00
Injection Number : 48
Data File Name : c:\peaknet\data\021218\021218_048.DXD
Method File Name : c:\peaknet\method\anions021218.met
Schedule File Name : c:\peaknet\schedule\021218.sch

Date Time Collected : 12/19/02 1:00:39 AM
System Name : Dx-500
Detector Name : Conductivity Detector
Column Type : AS14-#13535 AG14-#15177
System Operator : rss

010155

Peak Information : All Components

Pk. Num	Ret Time	Component Name	Concentration (ppm)	Height	Area	Bl. Code	%Delta
2	3.30	FLUORIDE	0.042	735	9332	1	8.31
		CHLORIDE					
3	4.92	NITRITE-N	-649.327	3954041	175433337	2	-5.14
		BROMIDE					
4	7.69	NITRATE-N	0.935	21704	357593	2	4.53
		PHOSPHATE-P					
5	12.08	SULFATE	4.634	18077	482133	1	0.11
	0.00		---total(s)--- -643.716		176282396		

216280

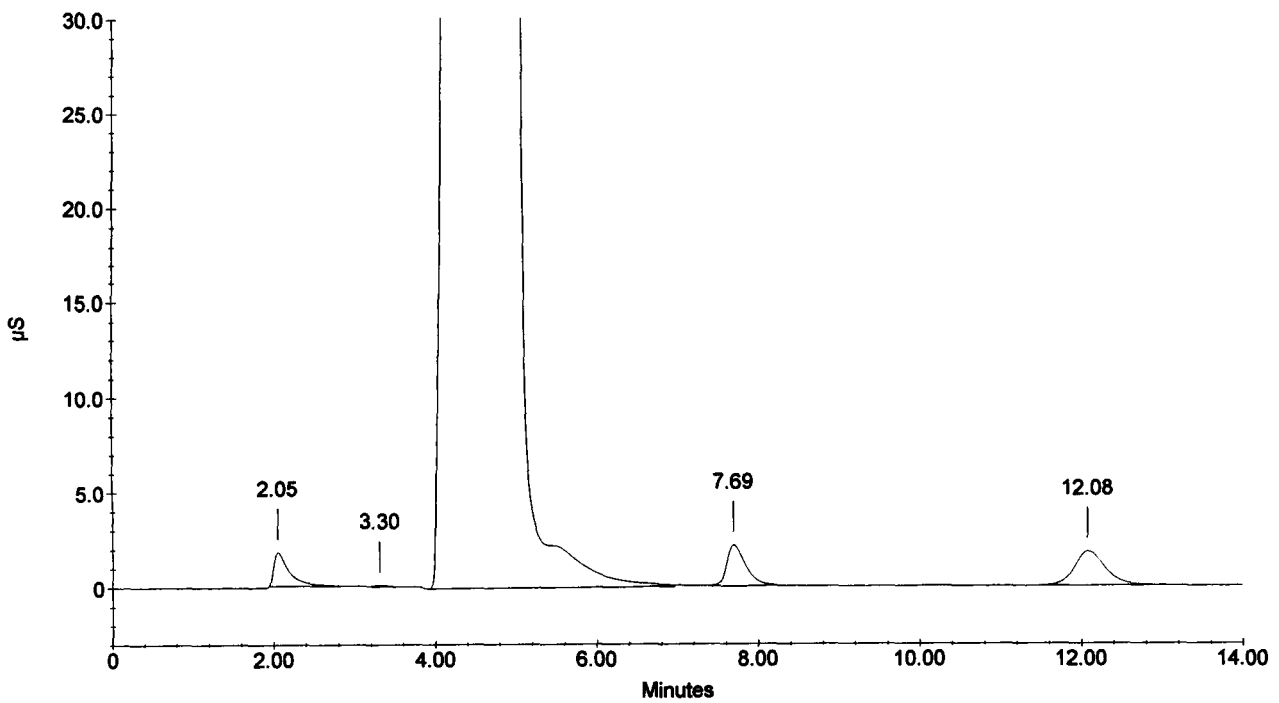

Sample Name : 216281
Dilution Factor : 1.00
Injection Number : 49
Data File Name : ...\021218_049.DXD
Method File Name : c:\peaknet\method\anions021218.met
Schedule File Name : c:\peaknet\schedule\021218.sch

Date Time Collected : 12/19/02 1:17:15 AM
System Name : Dx-500
Detector Name : Conductivity Detector
Column Type : AS14-#13535 AG14-#15177
System Operator : rss

010156

Peak Information : All Components

Pk. Num	Ret Time	Component Name	Concentration (ppm)	Height	Area	Bl. Code	%Delta
2	3.04	FLUORIDE	0.313	5985	68896	1	-0.44
3	3.88	CHLORIDE	0.020	390	2937	1	-9.91
4	4.96	NITRITE-N BROMIDE	-543.367	3924779	164973813	2	-4.37
5	7.81	NITRATE-N PHOSPHATE-P	0.100	2140	37850	2	6.16
6	12.17	SULFATE	0.377	1573	38623	1	0.88
	0.00		---total(s)--- -542.557		165122119		

216281

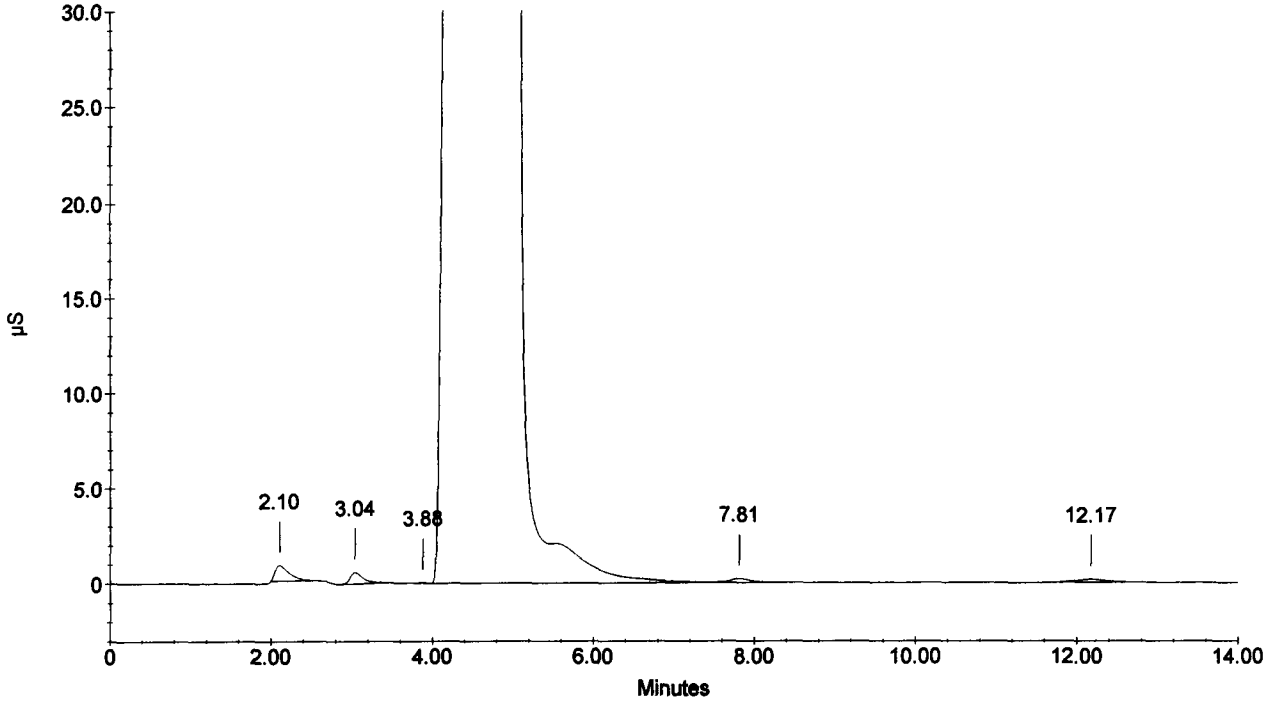

Sample Name : 216282
Dilution Factor : 1.00
Injection Number : 50
Data File Name : ...\021218_050.DXD
Method File Name : c:\peaknet\method\anions021218.met
Schedule File Name : c:\peaknet\schedule\021218.sch

Date Time Collected : 12/19/02 1:33:52 AM
System Name : Dx-500
Detector Name : Conductivity Detector
Column Type : AS14-#13535 AG14-#15177
System Operator : rss

010157

Peak Information : All Components

Pk. Num	Ret Time	Component Name	Concentration (ppm)	Height	Area	Bl. Code	%Delta
2	3.04	FLUORIDE	0.316	6460	69586	1	-0.44
		CHLORIDE					
4	5.02	NITRITE-N	-840.880	4227982	192529707	2	-3.09
		BROMIDE					
5	7.81	NITRATE-N	0.225	5230	85489	2	6.16
		PHOSPHATE-P					
6	12.18	SULFATE	0.305	1202	31232	1	0.99
			—total(s)—				
	0.00		-840.033		192716014		

216282

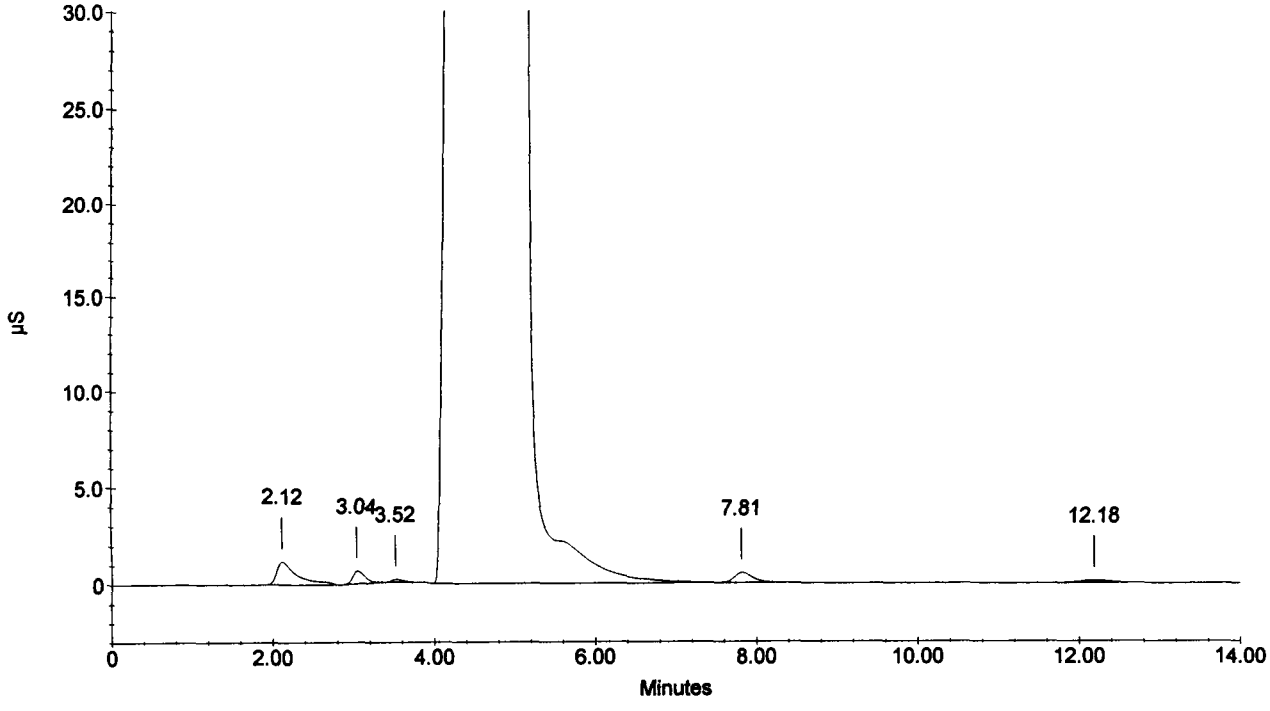

Sample Name : 216283
Dilution Factor : 1.00
Injection Number : 51
Data File Name : c:\peaknet\data\021218\021218_051.DXD
Method File Name : c:\peaknet\method\anions021218.met
Schedule File Name : c:\peaknet\schedule\021218.sch

Date Time Collected : 12/19/02 1:50:28 AM
System Name : Dx-500
Detector Name : Conductivity Detector
Column Type : AS14-#13535 AG14-#15177
System Operator : rss

010158

Peak Information : All Components

Pk. Num	Ret Time	Component Name	Concentration (ppm)	Height	Area	Bl. Code	%Delta
2	3.04	FLUORIDE	0.308	5940	67861	1	-0.44
		CHLORIDE					
3	4.94	NITRITE-N	-572.635	4223664	167948616	2	-4.63
		BROMIDE					
4	7.85	NITRATE-N	0.098	2293	37291	2	6.71
		PHOSPHATE-P					
5	12.22	SULFATE	0.543	2033	55594	1	1.33
	0.00		---total(s)--- -571.686		168109362		

216283

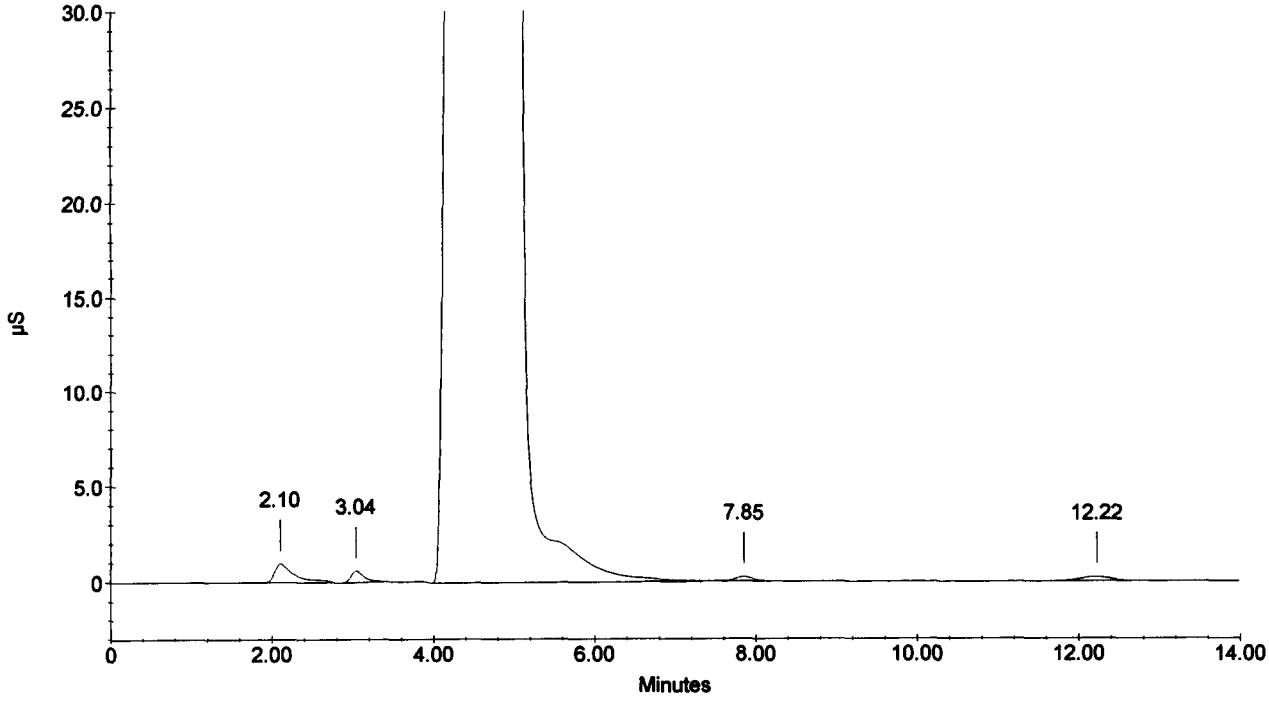

Sample Name : 216284
Dilution Factor : 1.00
Injection Number : 52
Data File Name : ...\021218_052.DXD
Method File Name : c:\peaknet\method\anions021218.met
Schedule File Name : c:\peaknet\schedule\021218.sch

Date Time Collected : 12/19/02 2:07:05 AM
System Name : Dx-500
Detector Name : Conductivity Detector
Column Type : AS14-#13535 AG14-#15177
System Operator : rss

010159

Peak Information : All Components

Pk. Num	Ret Time	Component Name	Concentration (ppm)	Height	Area	Bl. Code	%Delta
2	3.05	FLUORIDE	0.342	6268	75316	1	0.00
		CHLORIDE					
4	4.97	NITRITE-N	-565.492	4315689	167229024	2	-4.12
		BROMIDE					
5	7.85	NITRATE-N	0.165	3742	62915	2	6.71
		PHOSPHATE-P					
6	12.25	SULFATE	0.244	1052	24930	1	1.55
	0.00		—total(s)— -564.741		167392184		

216284

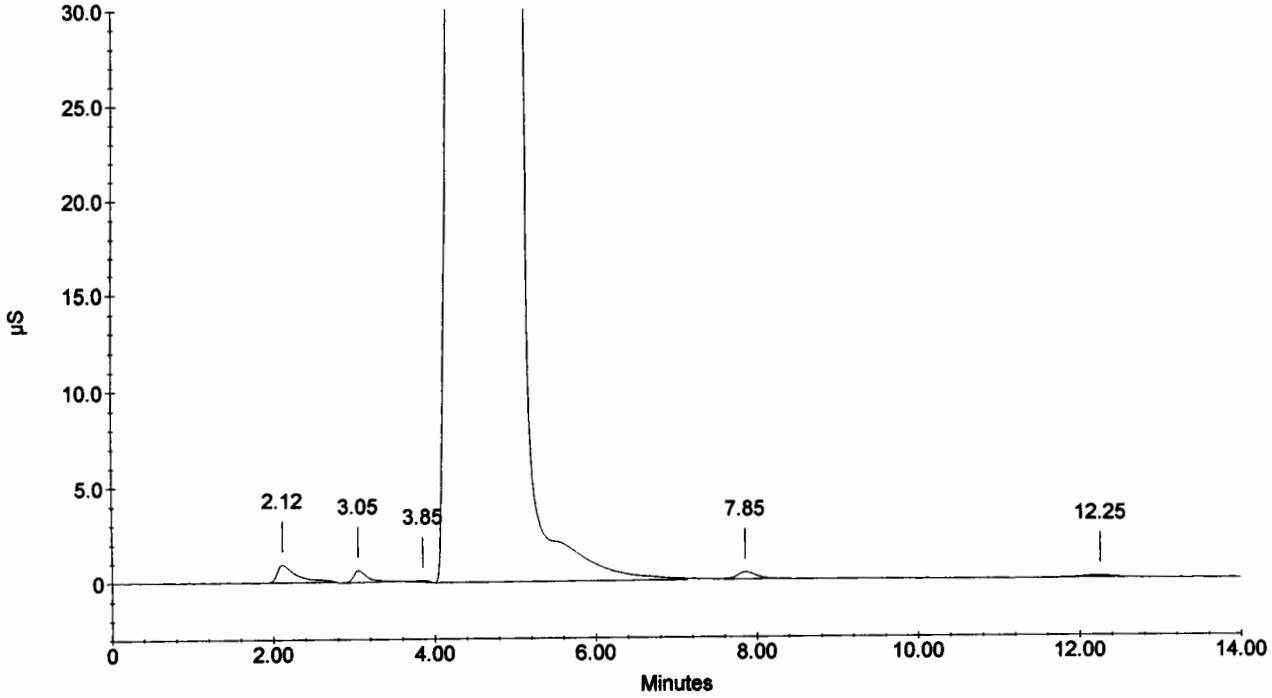

Sample Name : 216285
Dilution Factor : 1.00
Injection Number : 53
Data File Name : c:\peaknet\data\021218\021218_053.DXD
Method File Name : c:\peaknet\method\anions021218.met
Schedule File Name : c:\peaknet\schedule\021218.sch

Date Time Collected : 12/19/02 2:23:41 AM
System Name : Dx-500
Detector Name : Conductivity Detector
Column Type : AS14-#13535 AG14-#15177
System Operator : rss

010160

Peak Information : All Components

Pk. Num	Ret Time	Component Name	Concentration (ppm)	Height	Area	Bl. Code	%Delta
2	3.05	FLUORIDE	0.319	6156	70250	1	0.00
		CHLORIDE					
4	4.98	NITRITE-N	-597.613	4364904	170433565	2	-3.86
		BROMIDE					
5	7.85	NITRATE-N	0.179	4093	67978	2	6.71
		PHOSPHATE-P					
6	12.18	SULFATE	0.285	1084	29194	1	0.99
	0.00		---total(s)--- -596.830		170600986		

216285

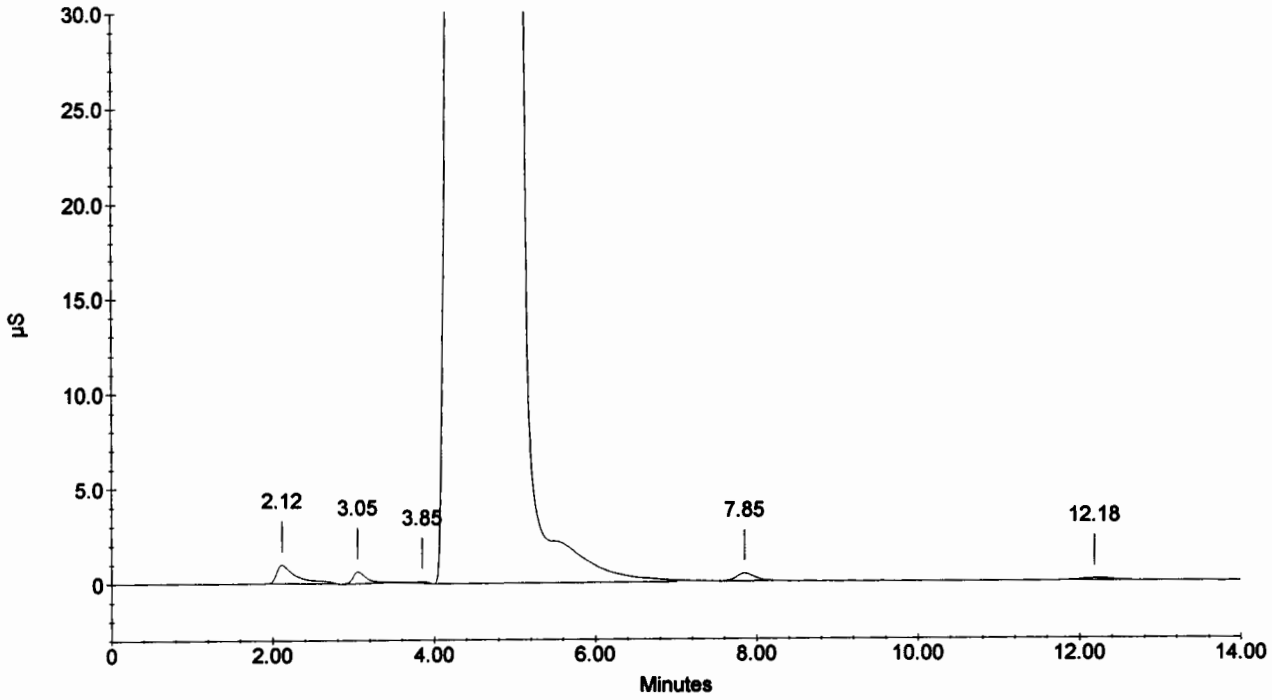

Sample Name : 216286
Dilution Factor : 1.00
Injection Number : 54
Data File Name : ...\021218_054.DXD
Method File Name : c:\peaknet\method\anions021218.met
Schedule File Name : c:\peaknet\schedule\021218.sch

Date Time Collected : 12/19/02 2:40:18 AM
System Name : Dx-500
Detector Name : Conductivity Detector
Column Type : AS14-#13535 AG14-#15177
System Operator : rss

010161

Peak Information : All Components

Pk. Num	Ret Time	Component Name	Concentration (ppm)	Height	Area	Bl. Code	%Delta
2	3.04	FLUORIDE	0.321	6095	70646	1	-0.44
		CHLORIDE					
4	4.98	NITRITE-N	-636.749	4405182	174234479	2	-3.86
		BROMIDE					
5	7.84	NITRATE-N	0.272	6196	103376	2	6.52
		PHOSPHATE-P					
6	12.24	SULFATE	0.307	1185	31375	1	1.44
			---total(s)---				
	0.00		-635.850		174439876		

216286

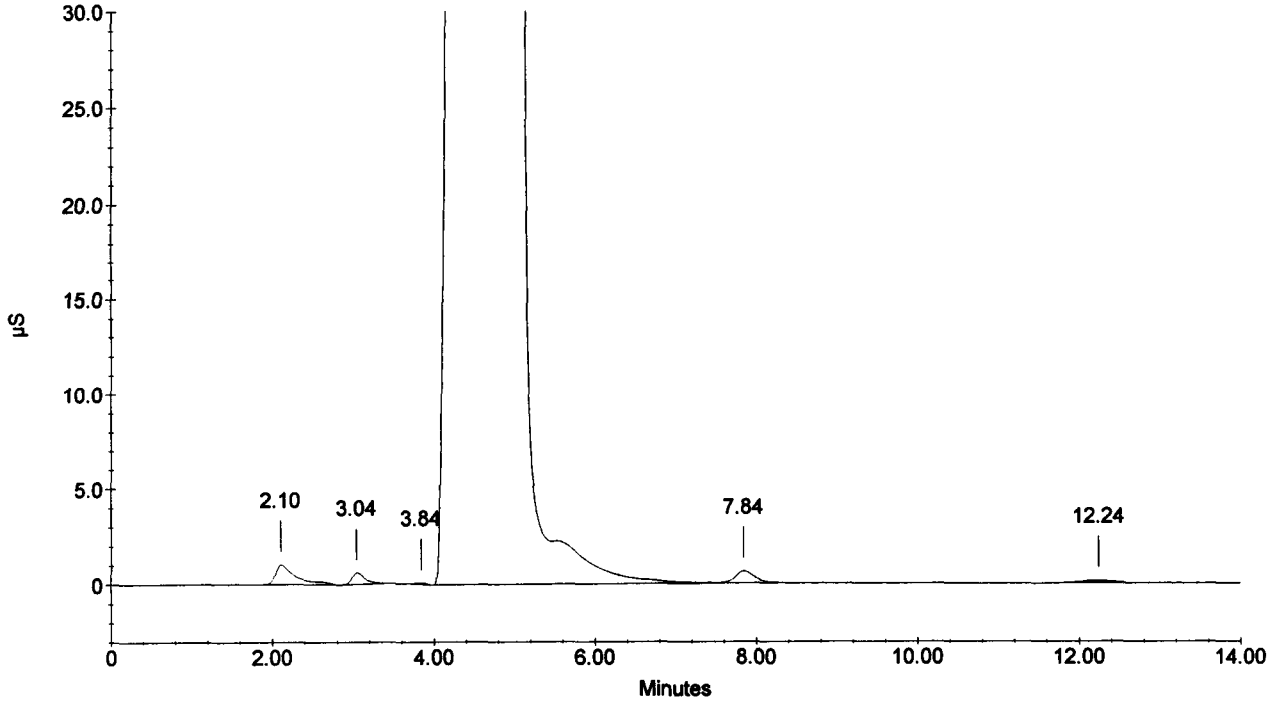

Sample Name : 216287
Dilution Factor : 1.00
Injection Number : 55
Data File Name : c:\peaknet\data\021218\021218_055.DXD
Method File Name : c:\peaknet\method\anions021218.met
Schedule File Name : c:\peaknet\schedule\021218.sch

Date Time Collected : 12/19/02 2:56:54 AM
System Name : Dx-500
Detector Name : Conductivity Detector
Column Type : AS14-#13535 AG14-#15177
System Operator : rss

010162

Peak Information : All Components

Pk. Num	Ret Time	Component Name	Concentration (ppm)	Height	Area	Bl. Code	%Delta
2	3.04	FLUORIDE	0.365	6536	80385	1	-0.44
		CHLORIDE					
4	4.97	NITRITE-N	-639.111	4422482	174460385	2	-4.12
		BROMIDE					
5	7.84	NITRATE-N	0.176	4115	67057	2	6.52
		PHOSPHATE-P					
6	12.20	SULFATE	0.328	1253	33567	1	1.11
	0.00		—total(s)— -638.241		174641393		

216287

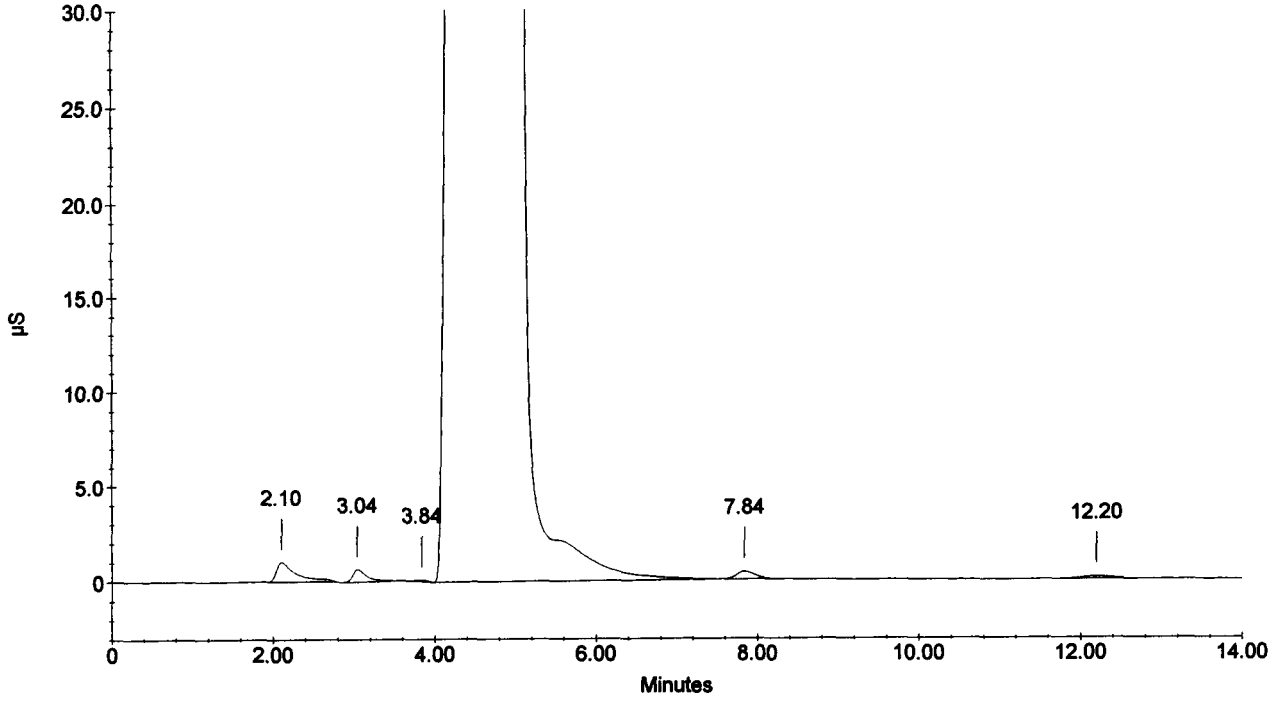

Sample Name : 216288
Dilution Factor : 1.00
Injection Number : 56
Data File Name : ...\021218_056.DXD
Method File Name : c:\peaknet\method\anions021218.met
Schedule File Name : c:\peaknet\schedule\021218.sch

Date Time Collected : 12/19/02 3:13:32 AM
System Name : Dx-500
Detector Name : Conductivity Detector
Column Type : AS14-#13535 AG14-#15177
System Operator : rss

010163

Peak Information : All Components

Pk. Num	Ret Time	Component Name	Concentration (ppm)	Height	Area	Bl. Code	%Delta
2	3.05	FLUORIDE	0.365	6479	80324	1	0.00
		CHLORIDE					
4	5.00	NITRITE-N	-672.452	4465475	177610261	2	-3.60
		BROMIDE					
5	7.85	NITRATE-N	0.216	4947	82264	2	6.71
		PHOSPHATE-P					
6	12.22	SULFATE	0.334	1326	34188	1	1.33
			---total(s)---				
	0.00		-671.537		177807036		

216288

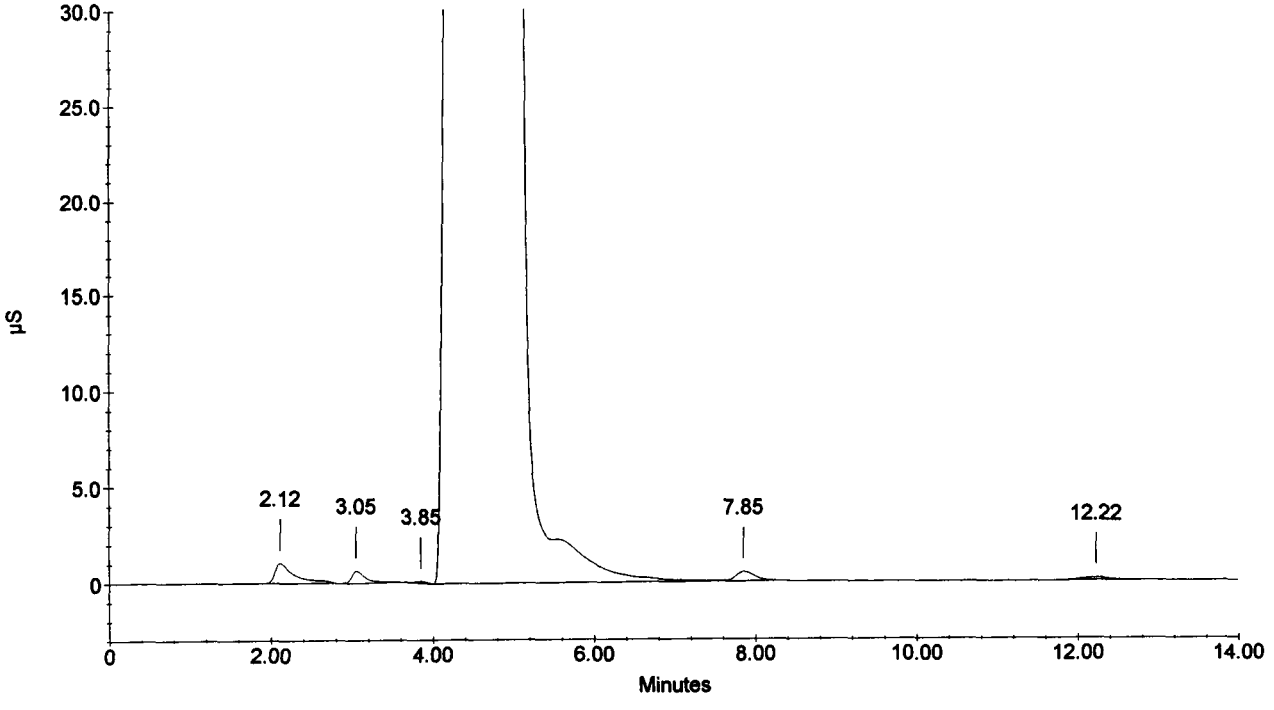

Sample Name : CCV
Dilution Factor : 20.00
Injection Number : 57
Data File Name : c:\peaknet\data\021218\021218_057.DXD
Method File Name : c:\peaknet\method\anions021218.met
Schedule File Name : c:\peaknet\schedule\021218.sch

Date Time Collected : 12/19/02 3:30:08 AM
System Name : Dx-500
Detector Name : Conductivity Detector
Column Type : AS14-#13535 AG14-#15177
System Operator : rss

010164

Peak Information : All Components

Pk. Num	Ret Time	Component Name	Concentration (ppm)	Height	Area	Bl. Code	%Delta
1	3.02	FLUORIDE	98.871	139197	1104587	2	-0.87
2	4.30	CHLORIDE	210.906	184338	1647939	2	0.00
3	5.18	NITRITE-N	100.339	127586	1633196	2	0.00
4	6.50	BROMIDE	399.676	104079	1372395	2	1.04
5	7.60	NITRATE-N	88.137	103814	1732310	2	3.26
6	10.08	PHOSPHATE-P	193.826	54330	1261797	1	0.40
7	12.05	SULFATE	407.296	88225	2268591	1	-0.11
			---total(s)---				
	0.00		1499.052		11020816		

CCV

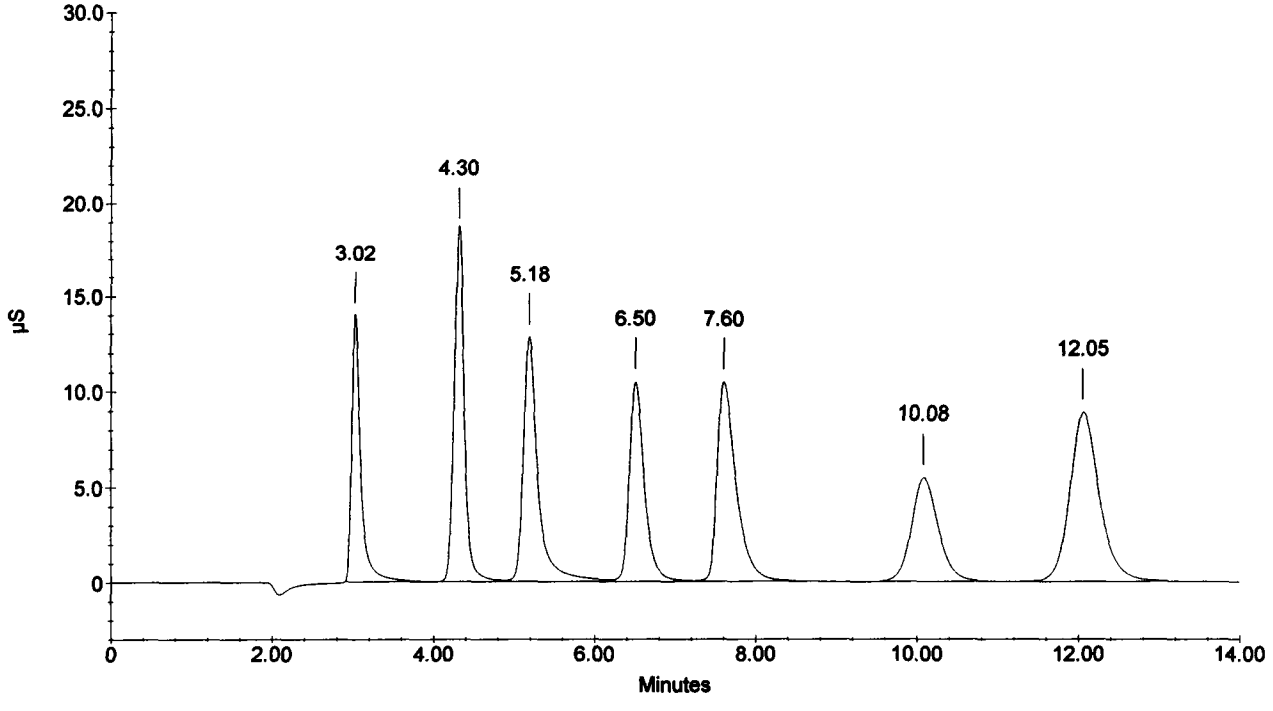

Sample Name : CCB
Dilution Factor : 1.00
Injection Number : 58
Data File Name : c:\peaknet\data\021218\021218_058.DXD
Method File Name : c:\peaknet\method\anions021218.met
Schedule File Name : c:\peaknet\schedule\021218.sch

Date Time Collected : 12/19/02 3:46:44 AM
System Name : Dx-500
Detector Name : Conductivity Detector
Column Type : AS14-#13535 AG14-#15177
System Operator : rss

010165

Peak Information : All Components

Pk. Num	Ret Time	Component Name	Concentration (ppm)	Height	Area	Bl. Code	%Delta
1	3.50		0.000	84	468	1	
2	4.33	CHLORIDE	0.016	333	2357	1	0.62
		NITRITE-N					
		BROMIDE					
		NITRATE-N					
		PHOSPHATE-P					
		SULFATE					
			—total(s)—				
	0.00		0.016		2825		

CCB

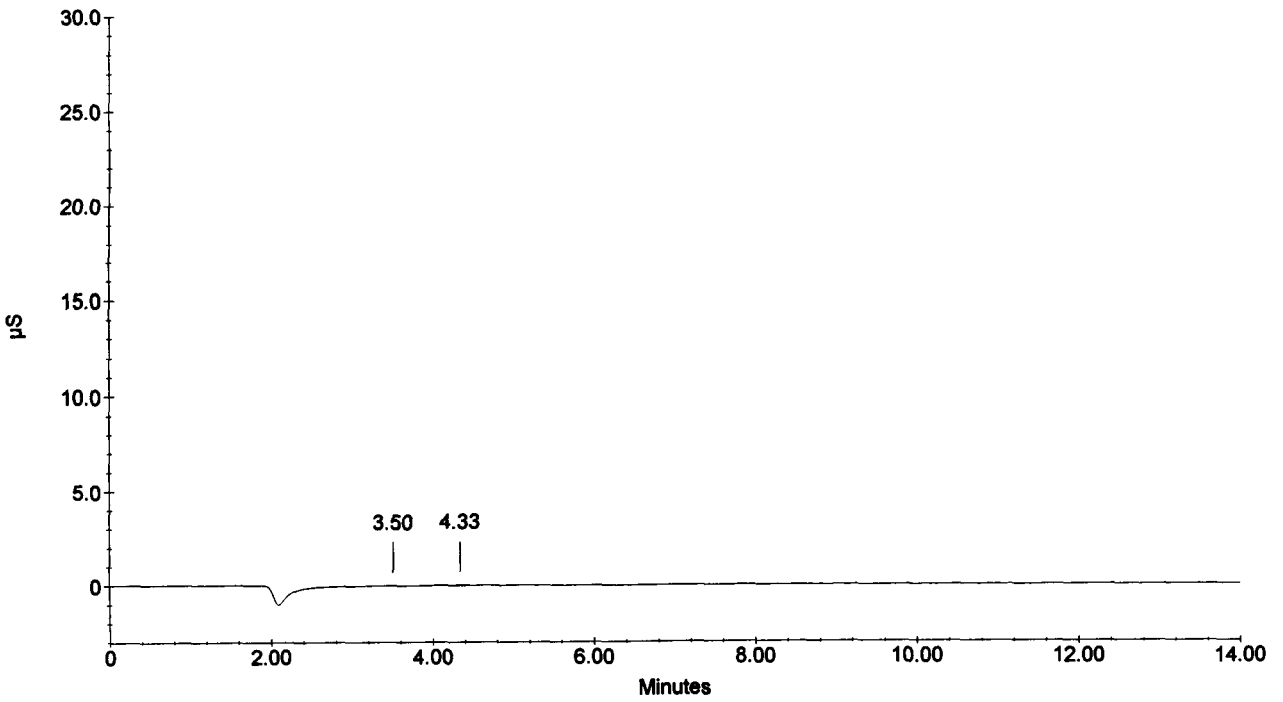

Sample Name : 216289
Dilution Factor : 1.00
Injection Number : 59
Data File Name : ...\021218_059.DXD
Method File Name : c:\peaknet\method\anions021218.met
Schedule File Name : c:\peaknet\schedule\021218.sch

Date Time Collected : 12/19/02 4:03:20 AM
System Name : Dx-500
Detector Name : Conductivity Detector
Column Type : AS14-#13535 AG14-#15177
System Operator : rss

010166

Peak Information : All Components

Pk. Num	Ret Time	Component Name	Concentration (ppm)	Height	Area	Bl. Code	%Delta
2	3.05	FLUORIDE	0.360	6490	79130	1	0.00
		CHLORIDE					
4	5.00	NITRITE-N	-700.488	4311102	180204110	2	-3.60
		BROMIDE					
5	7.84	NITRATE-N	0.235	5348	89507	2	6.52
		PHOSPHATE-P					
6	12.20	SULFATE	0.358	1417	36610	1	1.11
			---total(s)---				
	0.00		-699.536		180409357		

216289

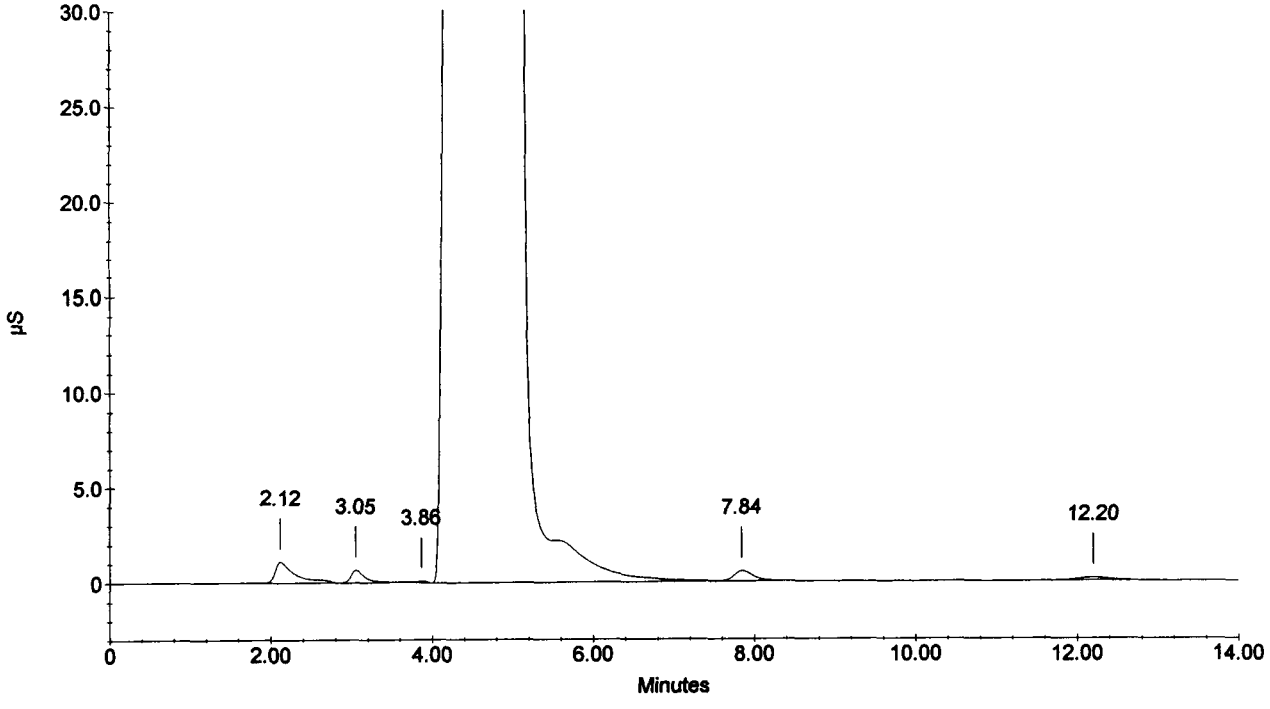

Sample Name : 216290
Dilution Factor : 1.00
Injection Number : 60
Data File Name : c:\peaknet\data\021218\021218_060.DXD
Method File Name : c:\peaknet\method\anions021218.met
Schedule File Name : c:\peaknet\schedule\021218.sch

Date Time Collected : 12/19/02 4:19:57 AM
System Name : Dx-500
Detector Name : Conductivity Detector
Column Type : AS14-#13535 AG14-#15177
System Operator : rss

010167

Peak Information : All Components

Pk. Num	Ret Time	Component Name	Concentration (ppm)	Height	Area	Bl. Code	%Delta
2	3.04	FLUORIDE	0.396	6884	87241	1	-0.44
		CHLORIDE					
4	5.00	NITRITE-N	-730.136	4407547	182895725	2	-3.60
		BROMIDE					
5	7.85	NITRATE-N	0.195	4440	74338	2	6.71
		PHOSPHATE-P					
6	12.21	SULFATE	0.644	2366	66008	1	1.22
	0.00		—total(s)— -728.900		183123312		

216290

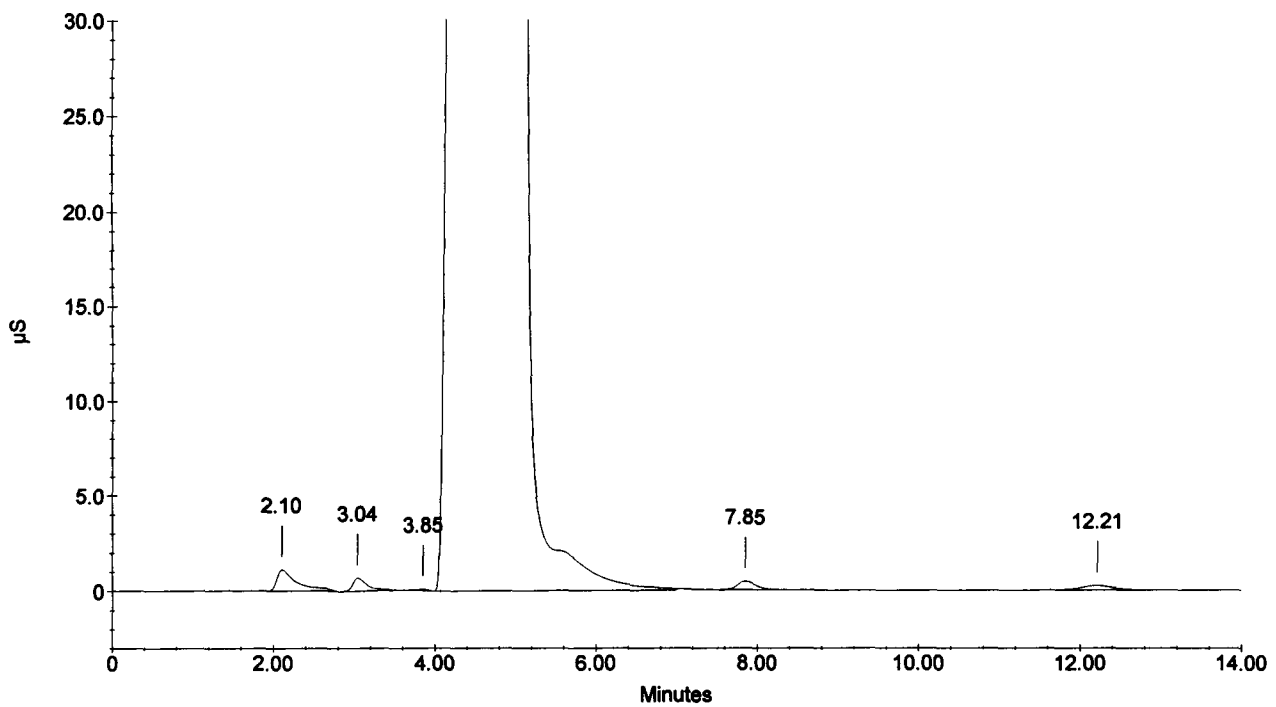

Sample Name : 216291
Dilution Factor : 1.00
Injection Number : 61
Data File Name : c:\peaknet\data\021218\021218_061.DXD
Method File Name : c:\peaknet\method\anions021218.met
Schedule File Name : c:\peaknet\schedule\021218.sch

Date Time Collected : 12/19/02 4:36:34 AM
System Name : Dx-500
Detector Name : Conductivity Detector
Column Type : AS14-#13535 AG14-#15177
System Operator : rss

010168

Peak Information : All Components

Pk. Num	Ret Time	Component Name	Concentration (ppm)	Height	Area	Bl. Code	%Delta
2	3.05	FLUORIDE	0.318	5856	69864	1	0.00
		CHLORIDE					
4	4.97	NITRITE-N	-553.675	4340096	166029557	2	-4.12
		BROMIDE					
5	7.86	NITRATE-N	0.159	3585	60506	2	6.89
		PHOSPHATE-P					
6	12.22	SULFATE	0.236	995	24122	1	1.33
			---total(s)---				
	0.00		-552.963		166184049		

216291

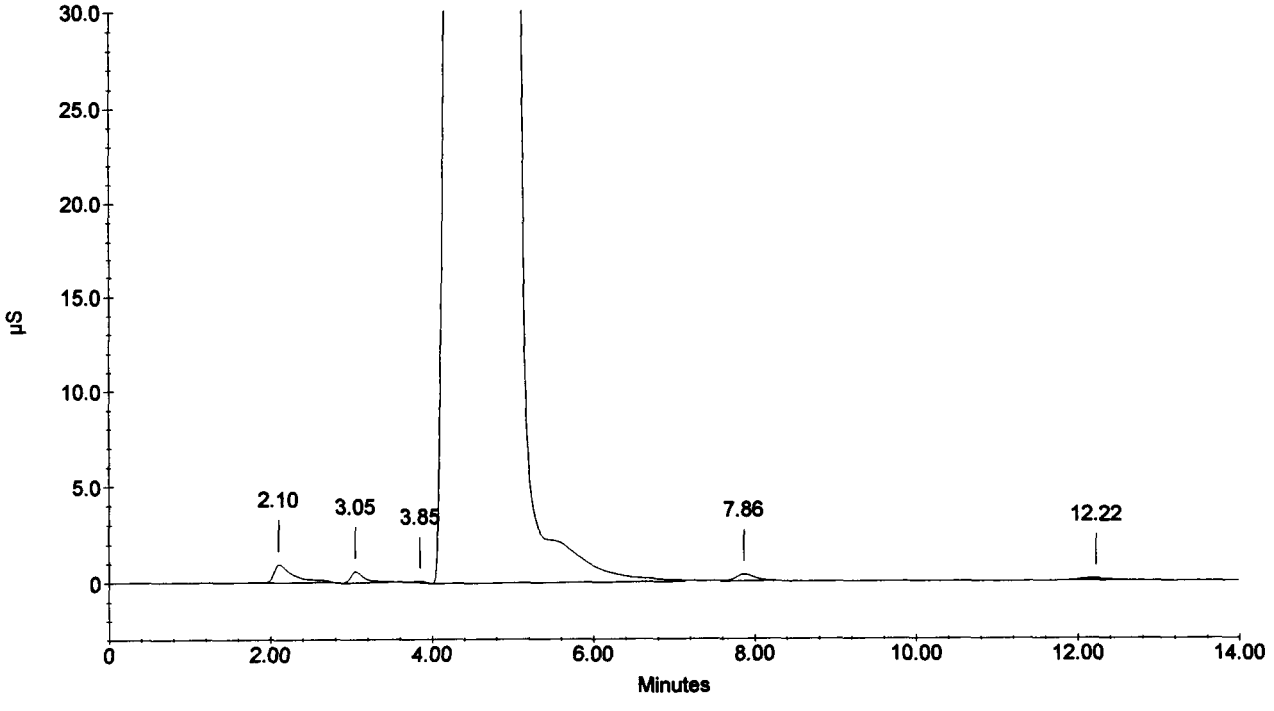

Sample Name : 216292
Dilution Factor : 1.00
Injection Number : 62
Data File Name : c:\peaknet\data\021218\021218_062.DXD
Method File Name : c:\peaknet\method\anions021218.met
Schedule File Name : c:\peaknet\schedule\021218.sch

Date Time Collected : 12/19/02 4:53:10 AM
System Name : Dx-500
Detector Name : Conductivity Detector
Column Type : AS14-#13535 AG14-#15177
System Operator : rss

010169

Peak Information : All Components

Pk. Num	Ret Time	Component Name	Concentration (ppm)	Height	Area	Bl. Code	%Delta
2	3.05	FLUORIDE	0.390	7208	85796	1	0.00
		CHLORIDE					
4	5.01	NITRITE-N	-772.454	4544129	186652018	2	-3.34
		BROMIDE					
5	7.84	NITRATE-N	0.222	4819	84396	2	6.52
		PHOSPHATE-P					
6	12.20	SULFATE	0.283	1225	28975	1	1.11
	0.00		—total(s)— -771.560		186851185		

216292

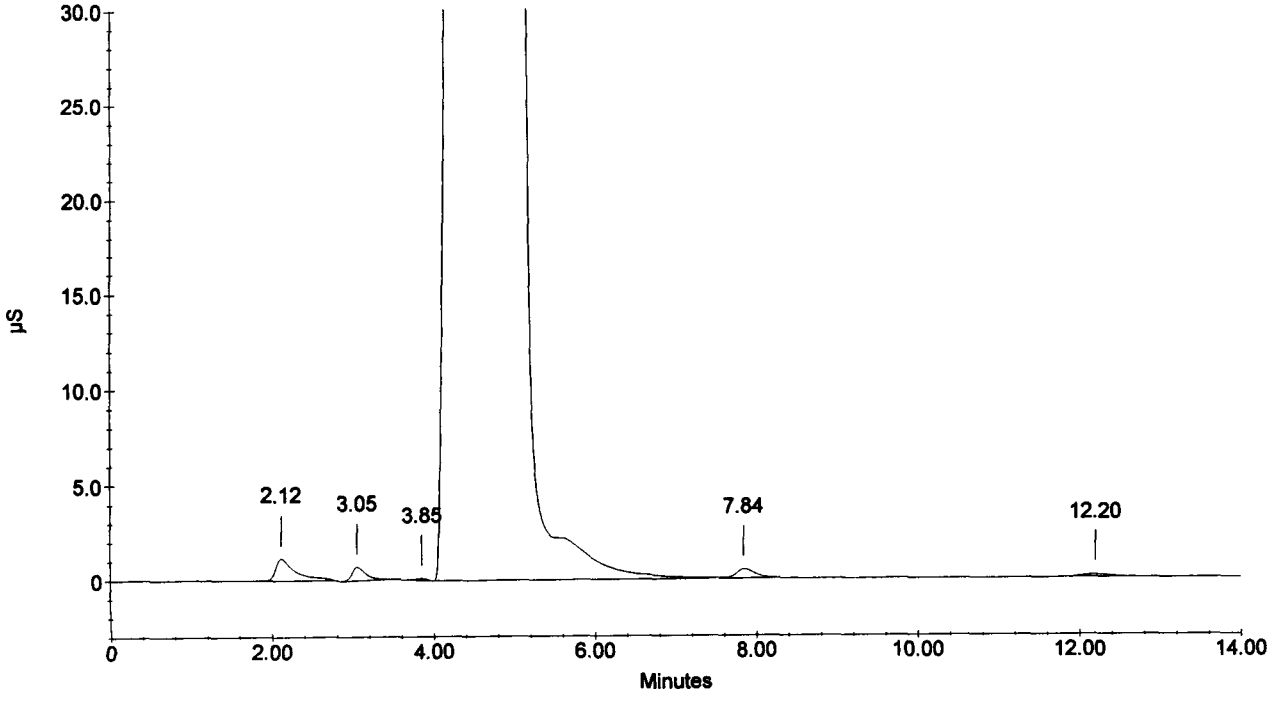

Sample Name : 216293
Dilution Factor : 1.00
Injection Number : 63
Data File Name : ...\021218_063.DXD
Method File Name : c:\peaknet\method\anions021218.met
Schedule File Name : c:\peaknet\schedule\021218.sch

Date Time Collected : 12/19/02 5:09:48 AM
System Name : Dx-500
Detector Name : Conductivity Detector
Column Type : AS14-#13535 AG14-#15177
System Operator : rss

010170

Peak Information : All Components

Pk. Num	Ret Time	Component Name	Concentration (ppm)	Height	Area	Bl. Code	%Delta
2	3.04	FLUORIDE	0.288	5455	63287	1	-0.44
		CHLORIDE					
3	4.96	NITRITE-N	-536.338	4333607	164248706	2	-4.37
		BROMIDE					
4	7.84	NITRATE-N	0.199	4420	75609	2	6.52
		PHOSPHATE-P					
5	12.18	SULFATE	0.372	1450	38117	1	0.99
			---total(s)---				
	0.00		-535.479		164425719		

216293

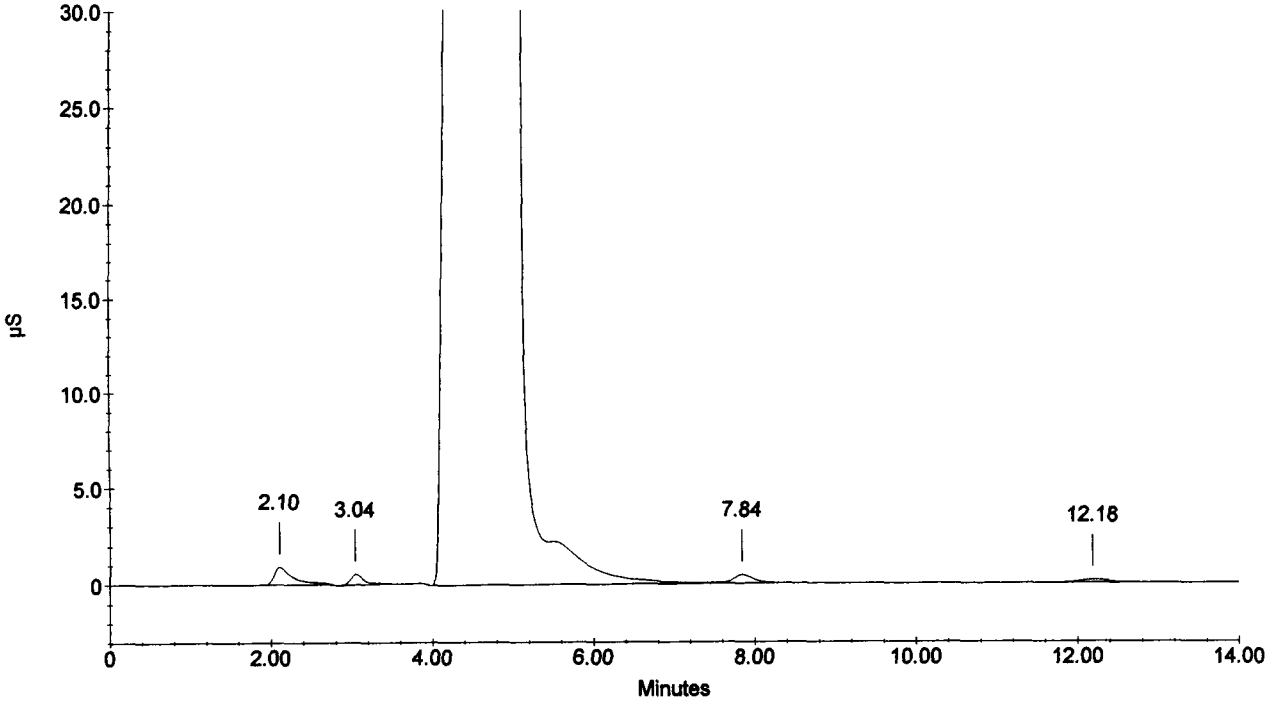

Sample Name : 216294
Dilution Factor : 1.00
Injection Number : 64
Data File Name : c:\peaknet\data\021218\021218_064.DXD
Method File Name : c:\peaknet\method\anions021218.met
Schedule File Name : c:\peaknet\schedule\021218.sch

Date Time Collected : 12/19/02 5:26:24 AM
System Name : Dx-500
Detector Name : Conductivity Detector
Column Type : AS14-#13535 AG14-#15177
System Operator : rss

010171

Peak Information : All Components

Pk. Num	Ret Time	Component Name	Concentration (ppm)	Height	Area	Bl. Code	%Delta
2	3.05	FLUORIDE	0.335	6231	73768	1	0.00
		CHLORIDE					
4	4.97	NITRITE-N	-559.645	4360918	166636896	2	-4.12
		BROMIDE					
5	7.85	NITRATE-N	0.202	4373	76863	2	6.71
		PHOSPHATE-P					
6	12.21	SULFATE	0.297	1198	30362	1	1.22
	0.00		—total(s)— -558.811		166817889		

216294

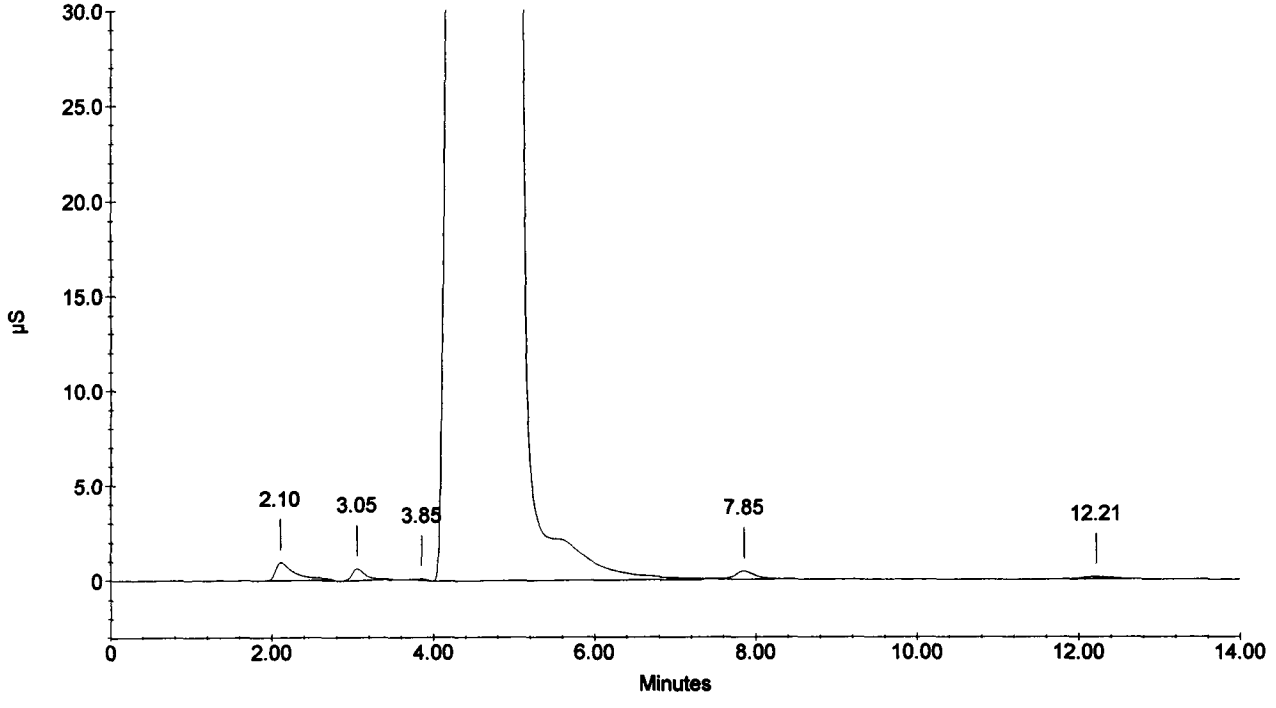

Sample Name : 216294D
Dilution Factor : 1.00
Injection Number : 65
Data File Name : ...\021218_065.DXD
Method File Name : c:\peaknet\method\anions021218.met
Schedule File Name : c:\peaknet\schedule\021218.sch

Date Time Collected : 12/19/02 5:43:01 AM
System Name : Dx-500
Detector Name : Conductivity Detector
Column Type : AS14-#13535 AG14-#15177
System Operator : rss

010172

Peak Information : All Components

Pk. Num	Ret Time	Component Name	Concentration (ppm)	Height	Area	Bl. Code	%Delta
2	3.04	FLUORIDE	0.336	6126	73840	1	-0.44
		CHLORIDE					
4	4.96	NITRITE-N	-566.437	4356637	167324463	2	-4.37
		BROMIDE					
5	7.84	NITRATE-N	0.190	4264	72198	2	6.52
		PHOSPHATE-P					
6	12.22	SULFATE	0.319	1268	32614	1	1.33
			—total(s)—				
	0.00		-565.593		167503116		

216294D

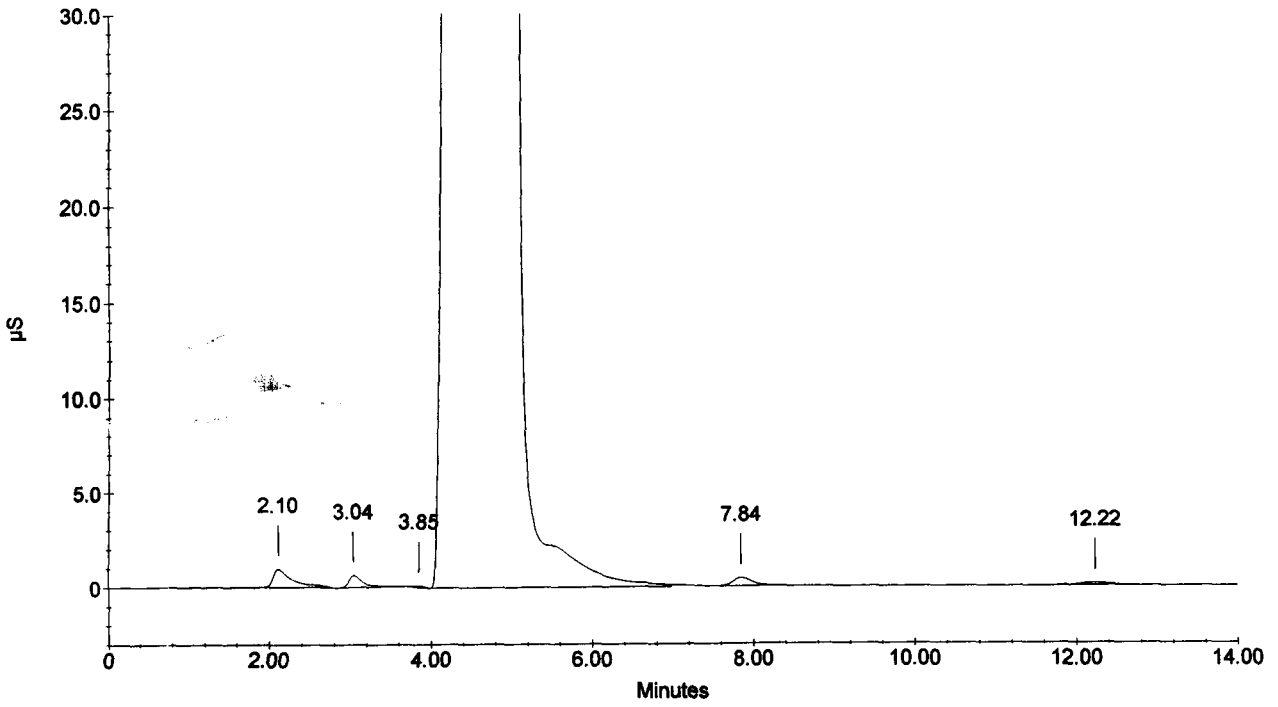

Sample Name : 216294S
Dilution Factor : 1.00
Injection Number : 66
Data File Name : ...\021218_066.DXD
Method File Name : c:\peaknet\method\anions021218.met
Schedule File Name : c:\peaknet\schedule\021218.sch

Date Time Collected : 12/19/02 5:59:38 AM
System Name : Dx-500
Detector Name : Conductivity Detector
Column Type : AS14-#13535 AG14-#15177
System Operator : rss

010173

Peak Information : All Components

Pk. Num	Ret Time	Component Name	Concentration (ppm)	Height	Area	Bl. Code	%Delta
2	3.04	FLUORIDE	1.257	24933	277342	1	-0.44
		CHLORIDE					
4	5.37	NITRITE-N	3.074	44666	992792	4	3.60
5	6.62	BROMIDE	4.052	19276	252834	2	2.90
6	7.76	NITRATE-N	1.001	22992	383273	1	5.44
7	10.21	PHOSPHATE-P	1.895	9108	228555	1	1.73
8	12.14	SULFATE	4.493	17440	467260	1	0.66
			—total(s)—				
	0.00		15.772		2602058		

216294S

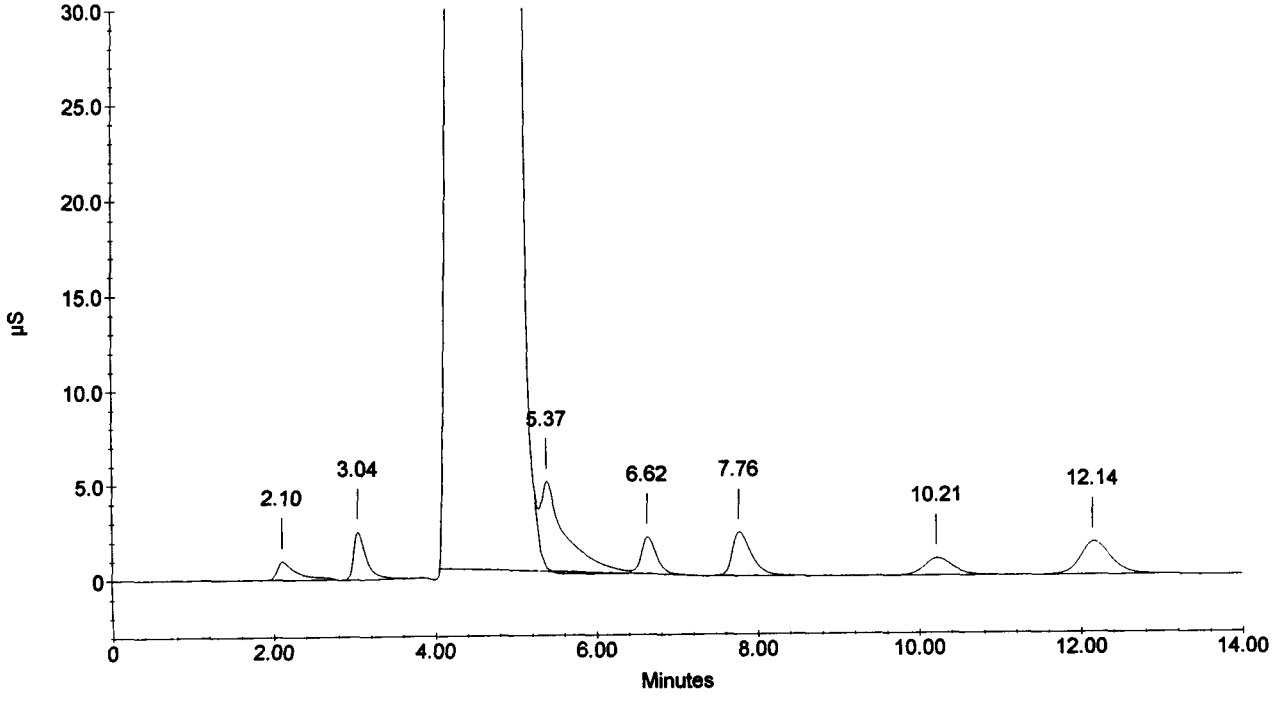

Sample Name : 216295
Dilution Factor : 1.00
Injection Number : 67
Data File Name : c:\peaknet\data\021218\021218_067.DXD
Method File Name : c:\peaknet\method\anions021218.met
Schedule File Name : c:\peaknet\schedule\021218.sch

Date Time Collected : 12/19/02 6:16:15 AM
System Name : Dx-500
Detector Name : Conductivity Detector
Column Type : AS14-#13535 AG14-#15177
System Operator : rss

010174

Peak Information : All Components

Pk. Num	Ret Time	Component Name	Concentration (ppm)	Height	Area	Bl. Code	%Delta
2	3.05	FLUORIDE	0.364	6491	80179	1	0.00
		CHLORIDE					
4	4.98	NITRITE-N	-617.844	4419897	172412013	2	-3.86
		BROMIDE					
5	7.85	NITRATE-N	0.219	5001	83431	2	6.71
6	10.25	PHOSPHATE-P	0.090	307	4737	1	2.13
7	12.18	SULFATE	0.298	1193	30447	1	0.99
			---total(s)---				
	0.00		-616.873		172610808		

216295

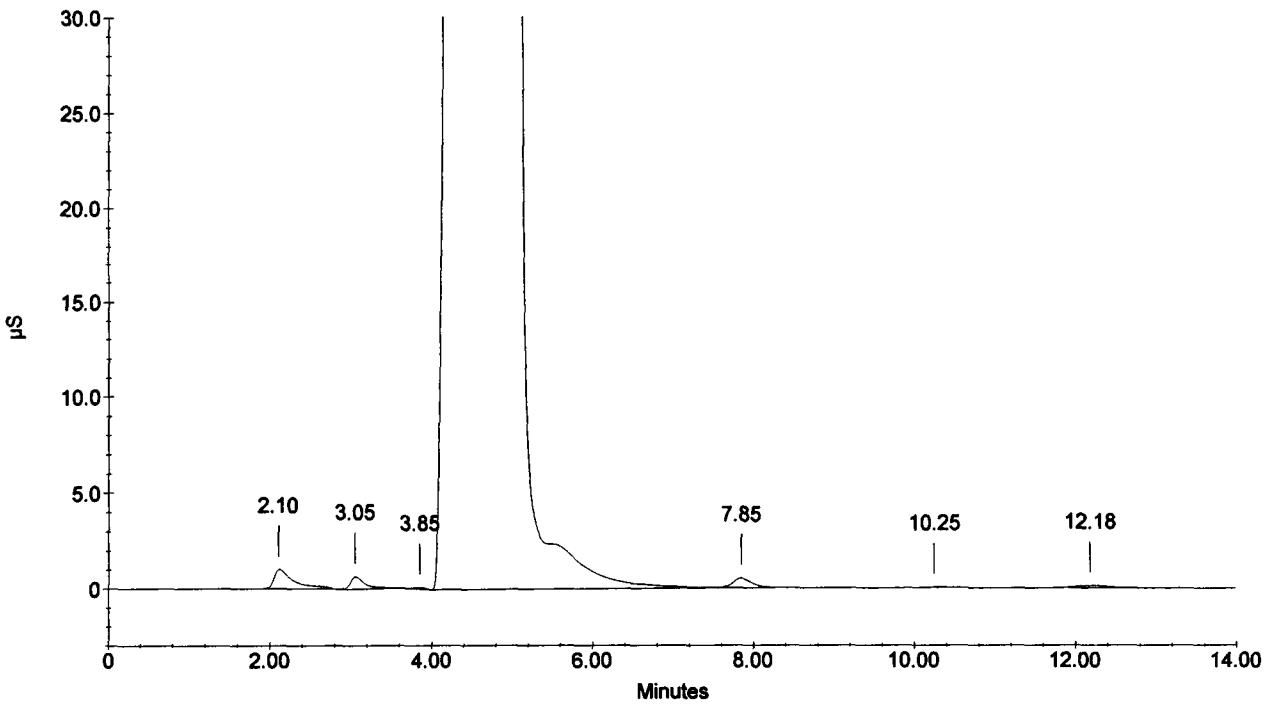

Sample Name : 216296
Dilution Factor : 1.00
Injection Number : 68
Data File Name : c:\peaknet\data\021218\021218_068.DXD
Method File Name : c:\peaknet\method\anions021218.met
Schedule File Name : c:\peaknet\schedule\021218.sch

Date Time Collected : 12/19/02 6:32:52 AM
System Name : Dx-500
Detector Name : Conductivity Detector
Column Type : AS14-#13535 AG14-#15177
System Operator : rss

010175

Peak Information : All Components

Pk. Num	Ret Time	Component Name	Concentration (ppm)	Height	Area	Bl. Code	%Delta
2	3.05	FLUORIDE	0.340	6354	74865	1	0.00
		CHLORIDE					
4	4.98	NITRITE-N	-609.740	4419831	171623061	2	-3.86
		BROMIDE					
5	7.88	NITRATE-N	0.171	4014	64911	2	7.07
		PHOSPHATE-P					
6	12.25	SULFATE	0.306	1165	31342	1	1.55
			---total(s)---				
	0.00		-608.922		171794179		

216296

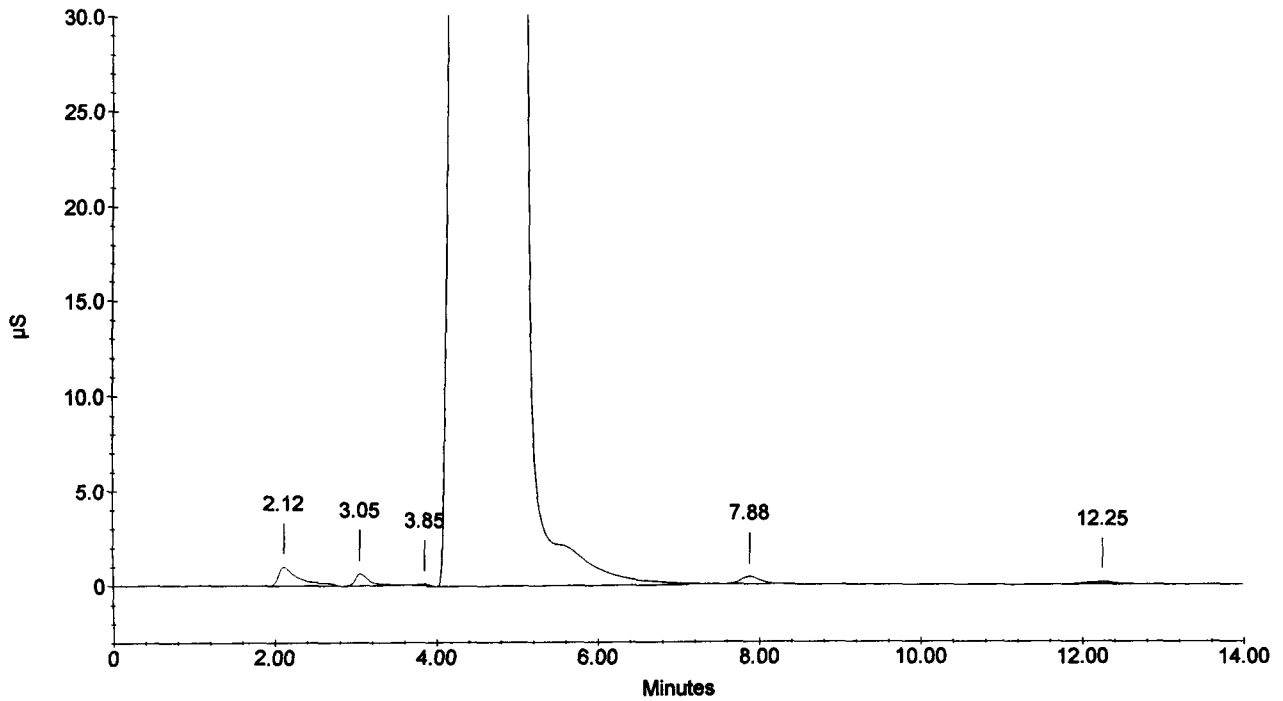

Sample Name : CCV
Dilution Factor : 20.00
Injection Number : 69
Data File Name : c:\peaknet\data\021218\021218_069.DXD
Method File Name : c:\peaknet\method\anions021218.met
Schedule File Name : c:\peaknet\schedule\021218.sch

Date Time Collected : 12/19/02 6:49:30 AM
System Name : Dx-500
Detector Name : Conductivity Detector
Column Type : AS14-#13535 AG14-#15177
System Operator : rss

010176

Peak Information : All Components

Pk. Num	Ret Time	Component Name	Concentration (ppm)	Height	Area	Bl. Code	%Delta
1	3.01	FLUORIDE	98.525	134603	1100664	2	-1.31
2	4.30	CHLORIDE	209.946	187088	1639802	2	0.00
3	5.17	NITRITE-N	99.817	125659	1624526	2	-0.26
4	6.50	BROMIDE	398.740	103494	1368731	2	1.04
5	7.60	NITRATE-N	87.407	102950	1717437	2	3.26
6	10.06	PHOSPHATE-P	193.614	54387	1260308	1	0.27
7	12.02	SULFATE	407.233	88096	2268203	1	-0.33
	0.00		—total(s)— 1495.283		10979672		

CCV

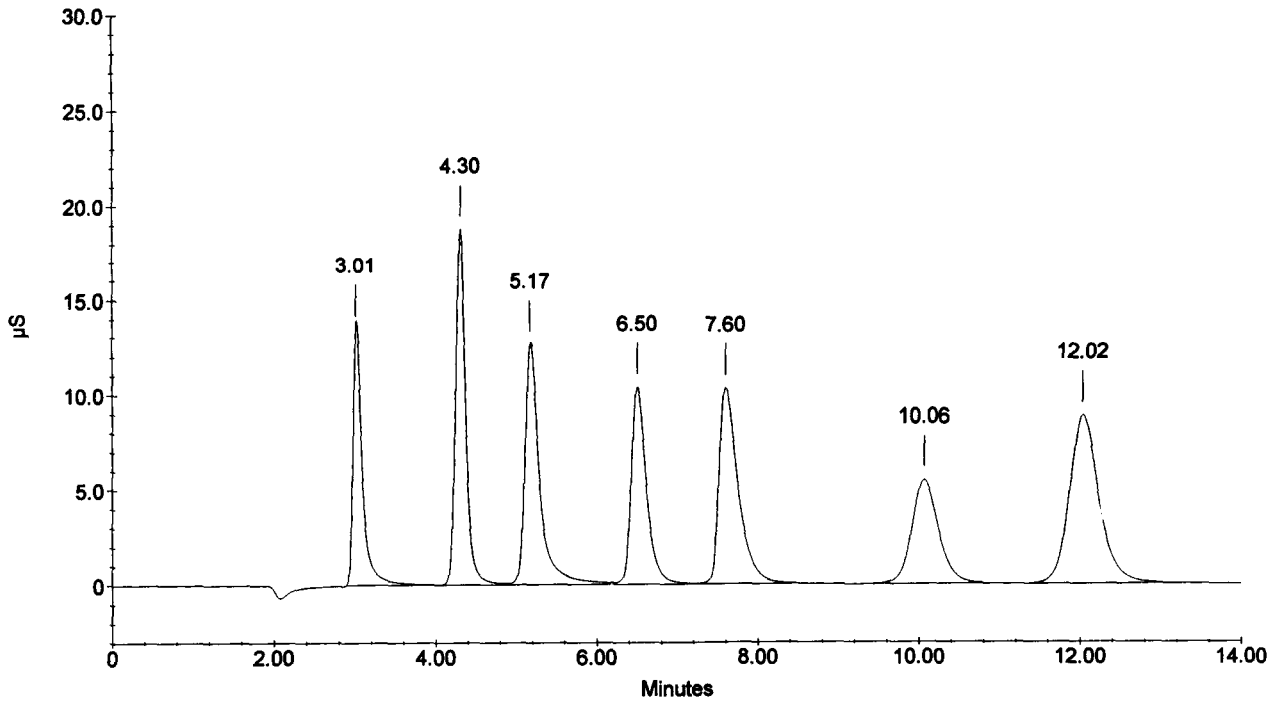

Sample Name : CCB
Dilution Factor : 1.00
Injection Number : 70
Data File Name : c:\peaknet\data\021218\021218_070.DXD
Method File Name : c:\peaknet\method\anions021218.met
Schedule File Name : c:\peaknet\schedule\021218.sch

Date Time Collected : 12/19/02 7:06:06 AM
System Name : Dx-500
Detector Name : Conductivity Detector
Column Type : AS14-#13535 AG14-#15177
System Operator : rss

010177

Peak Information : All Components

Pk. Num	Ret Time	Component Name	Concentration (ppm)	Height	Area	Bl. Code	%Delta
1	4.33	CHLORIDE	0.015	278	2241	1	0.62
1	4.33	CHLORIDE	0.015	278	2241	1	0.62
		NITRITE-N					
		BROMIDE					
		NITRATE-N					
		PHOSPHATE-P					
		SULFATE					
			---total(s)---				
	0.00		0.031		4482		

CCB

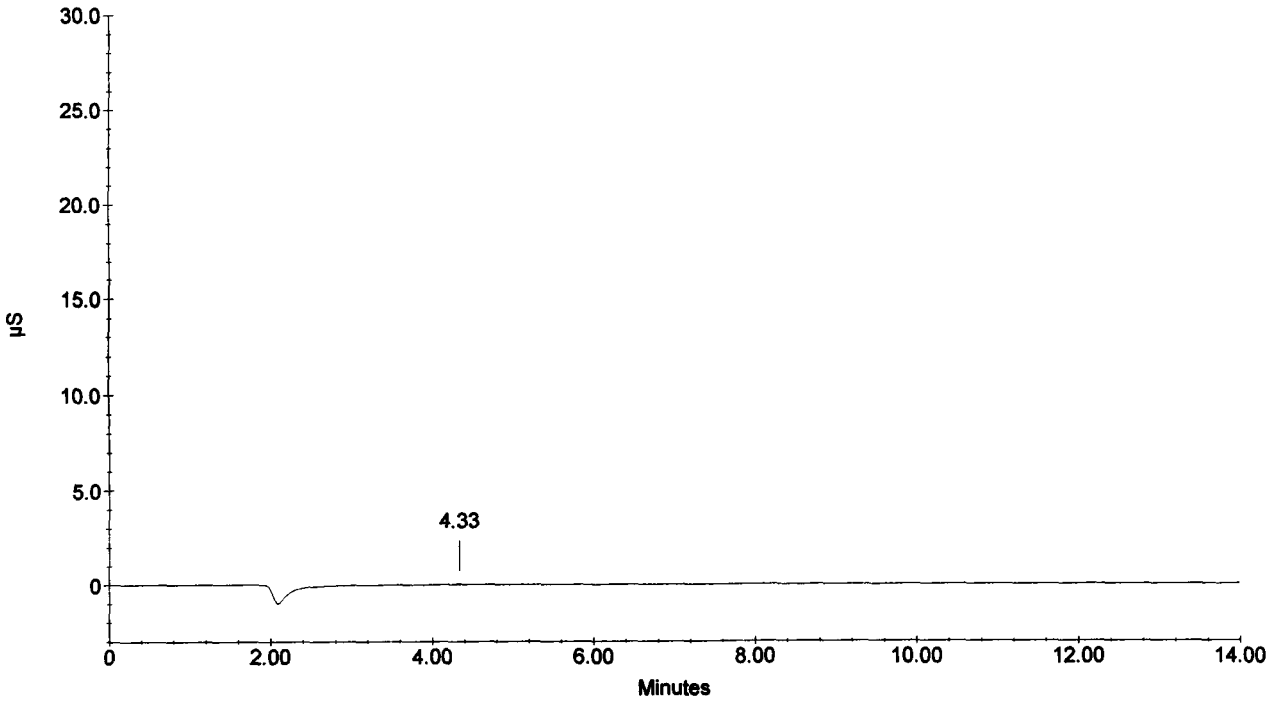

Sample Name : 216297
Dilution Factor : 1.00
Injection Number : 71
Data File Name : ...\021218_071.DXD
Method File Name : c:\peaknet\method\anions021218.met
Schedule File Name : c:\peaknet\schedule\021218.sch

Date Time Collected : 12/19/02 7:22:43 AM
System Name : Dx-500
Detector Name : Conductivity Detector
Column Type : AS14-#13535 AG14-#15177
System Operator : rss

010178

Peak Information : All Components

Pk. Num	Ret Time	Component Name	Concentration (ppm)	Height	Area	Bl. Code	%Delta
2	3.04	FLUORIDE	0.344	6388	75691	1	-0.44
		CHLORIDE					
3	4.98	NITRITE-N	-652.904	4295108	175772378	2	-3.86
		BROMIDE					
4	7.82	NITRATE-N	0.231	5132	88083	2	6.34
		PHOSPHATE-P					
5	12.16	SULFATE	0.344	1473	35208	1	0.77
	0.00		---total(s)--- -651.985		175971359		

216297

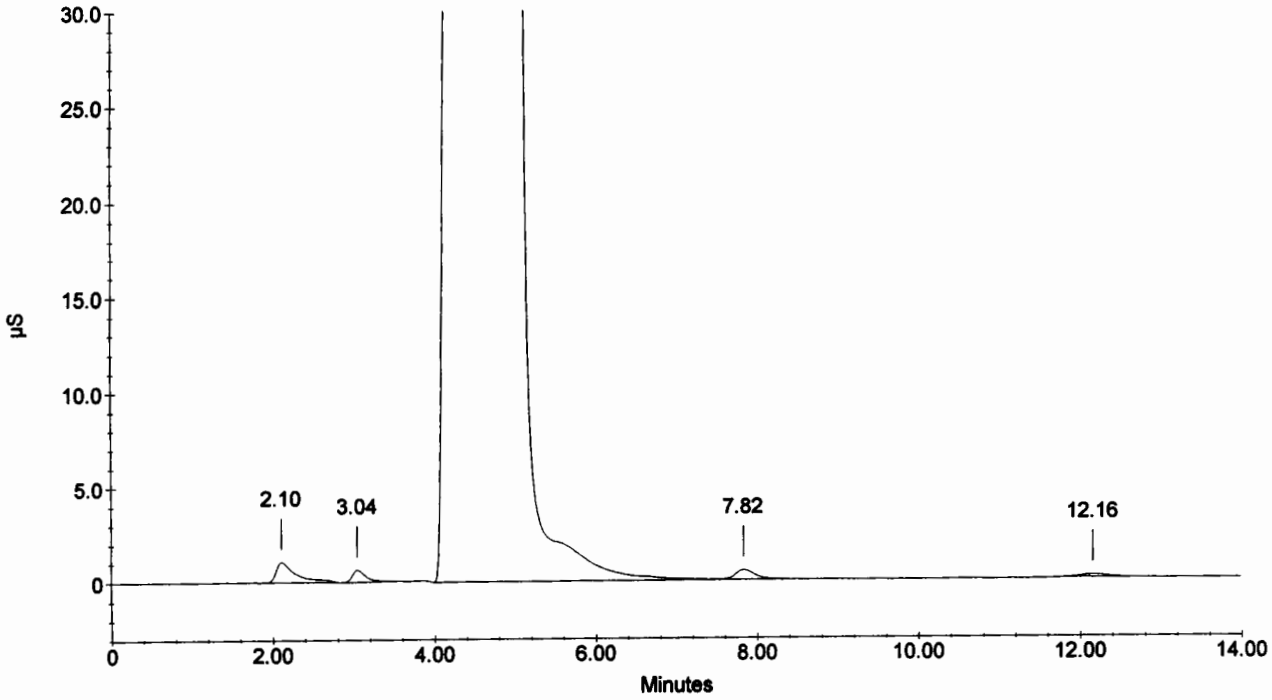

Sample Name : 216298
Dilution Factor : 1.00
Injection Number : 72
Data File Name : ...\021218_072.DXD
Method File Name : c:\peaknet\method\anions021218.met
Schedule File Name : c:\peaknet\schedule\021218.sch

Date Time Collected : 12/19/02 7:39:19 AM
System Name : Dx-500
Detector Name : Conductivity Detector
Column Type : AS14-#13535 AG14-#15177
System Operator : rss

010179

Peak Information : All Components

Pk. Num	Ret Time	Component Name	Concentration (ppm)	Height	Area	Bl. Code	%Delta
2	3.05	FLUORIDE	0.304	6338	66876	1	0.00
		CHLORIDE					
4	4.98	NITRITE-N	-673.522	4361930	177710170	2	-3.86
		BROMIDE					
5	7.86	NITRATE-N	0.206	4397	78557	2	6.89
		PHOSPHATE-P					
6	12.18	SULFATE	0.396	1583	40581	1	0.99
	0.00		---total(s)--- -672.615		177896183		

216298

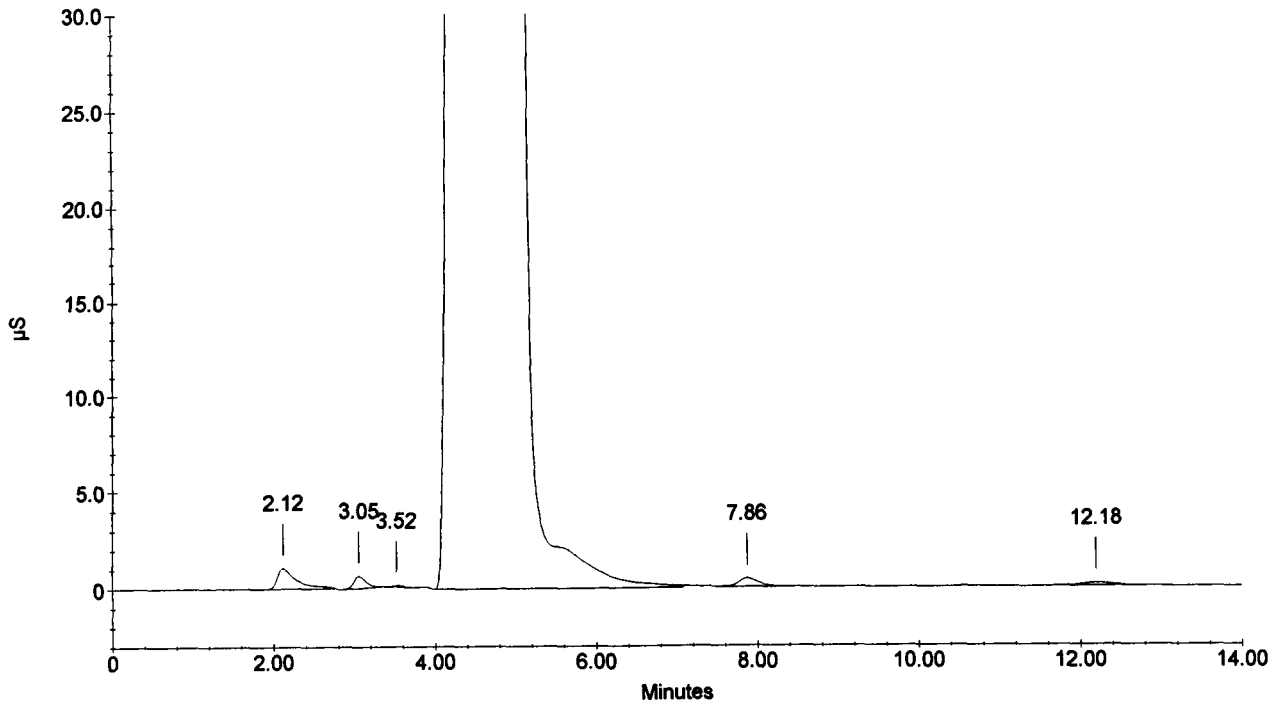

Sample Name : 216299
Dilution Factor : 1.00
Injection Number : 73
Data File Name : ...\021218_073.DXD
Method File Name : c:\peaknet\method\anions021218.met
Schedule File Name : c:\peaknet\schedule\021218.sch

Date Time Collected : 12/19/02 7:55:56 AM
System Name : Dx-500
Detector Name : Conductivity Detector
Column Type : AS14-#13535 AG14-#15177
System Operator : rss

010180

Peak Information : All Components

Pk. Num	Ret Time	Component Name	Concentration (ppm)	Height	Area	Bl. Code	%Delta
2	3.04	FLUORIDE	0.350	6467	77114	1	-0.44
		CHLORIDE					
4	4.98	NITRITE-N	-679.641	4478560	178280044	1	-3.86
		BROMIDE					
5	7.85	NITRATE-N	0.197	4452	74862	1	6.71
		PHOSPHATE-P					
6	12.17	SULFATE	0.382	1384	39080	1	0.88
	0.00		---total(s)--- -678.712		178471100		

216299

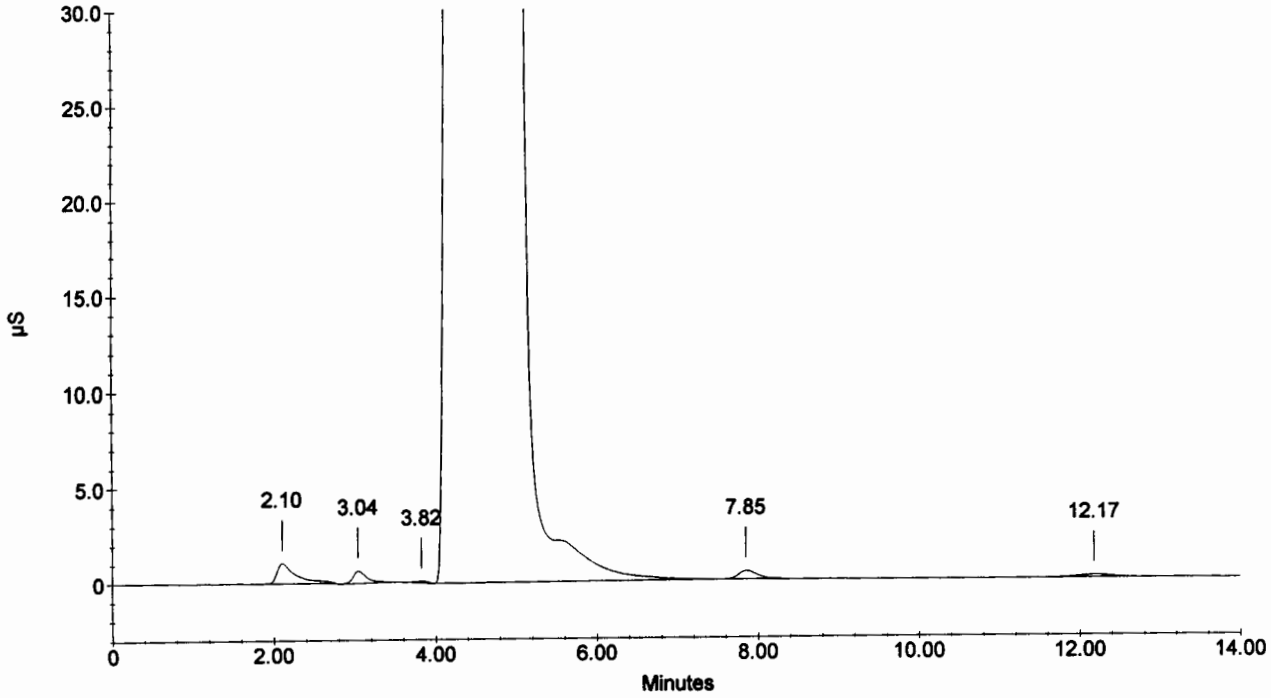

Sample Name : 216300
Dilution Factor : 1.00
Injection Number : 74
Data File Name : c:\peaknet\data\021218\021218_074.DXD
Method File Name : c:\peaknet\method\anions021218.met
Schedule File Name : c:\peaknet\schedule\021218.sch

Date Time Collected : 12/19/02 8:12:33 AM
System Name : Dx-500
Detector Name : Conductivity Detector
Column Type : AS14-#13535 AG14-#15177
System Operator : rss

010181

Peak Information : All Components

Pk. Num	Ret Time	Component Name	Concentration (ppm)	Height	Area	Bl. Code	%Delta
2	3.05	FLUORIDE	0.380	7034	83679	1	0.00
		CHLORIDE					
4	5.01	NITRITE-N	-763.828	4543044	185894151	2	-3.34
		BROMIDE					
5	7.84	NITRATE-N	0.224	5062	85253	2	6.52
		PHOSPHATE-P					
6	12.18	SULFATE	0.363	1418	37130	1	0.99
			---total(s)---				
	0.00		-762.861		186100214		

216300

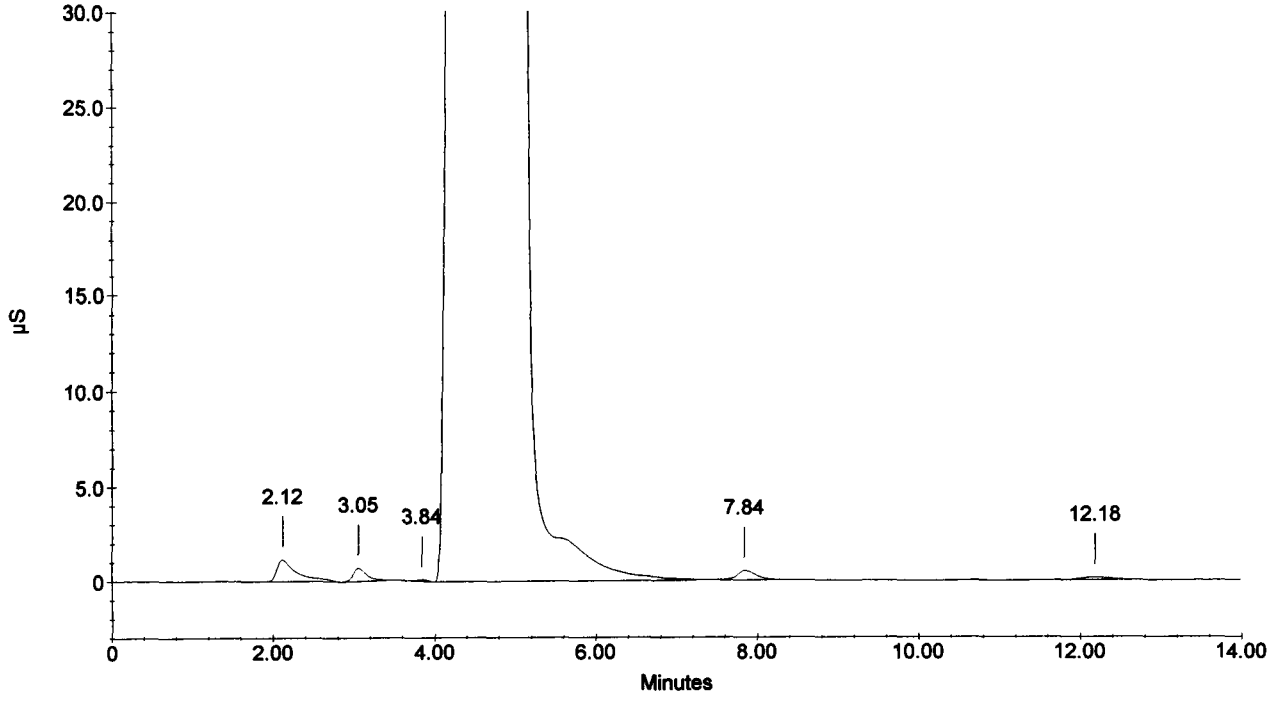

Sample Name : 216301
Dilution Factor : 1.00
Injection Number : 75
Data File Name : c:\peaknet\data\021218\021218_075.DXD
Method File Name : c:\peaknet\method\anions021218.met
Schedule File Name : c:\peaknet\schedule\021218.sch

Date Time Collected : 12/19/02 8:29:09 AM
System Name : Dx-500
Detector Name : Conductivity Detector
Column Type : AS14-#13535 AG14-#15177
System Operator : rss

010182

Peak Information : All Components

Pk. Num	Ret Time	Component Name	Concentration (ppm)	Height	Area	Bl. Code	%Delta
2	3.05	FLUORIDE	0.128	1855	28068	1	0.00
		CHLORIDE					
4	4.94	NITRITE-N	-505.016	4290580	160964964	2	-4.63
		BROMIDE					
5	7.84	NITRATE-N	0.220	5116	83895	2	6.52
		PHOSPHATE-P					
6	12.12	SULFATE	0.199	765	20343	1	0.44
			---total(s)---				
	0.00		-504.469		161097269		

216301

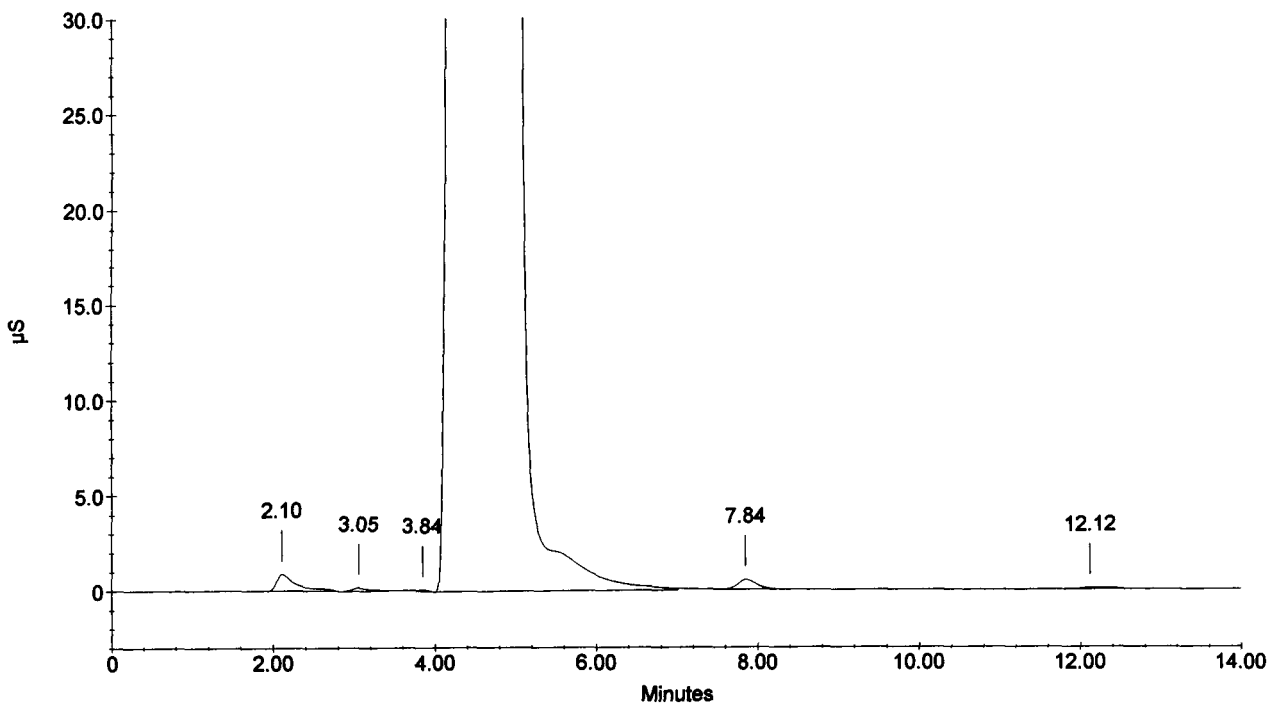

Sample Name : 216302
Dilution Factor : 1.00
Injection Number : 76
Data File Name : c:\peaknet\data\021218\021218_076.DXD
Method File Name : c:\peaknet\method\anions021218.met
Schedule File Name : c:\peaknet\schedule\021218.sch

Date Time Collected : 12/19/02 8:45:46 AM
System Name : Dx-500
Detector Name : Conductivity Detector
Column Type : AS14-#13535 AG14-#15177
System Operator : rss

Peak Information : All Components

Pk. Num	Ret Time	Component Name	Concentration (ppm)	Height	Area	Bl. Code	%Delta
2	3.04	FLUORIDE	0.103	1798	22752	1	-0.44
		CHLORIDE					
4	4.94	NITRITE-N	-510.381	4303341	161533775	2	-4.63
		BROMIDE					
5	7.84	NITRATE-N	0.211	4799	80127	2	6.52
		PHOSPHATE-P					
6	12.21	SULFATE	0.117	571	11996	1	1.22
	0.00		---total(s)--- -509.950		161648651		

216302

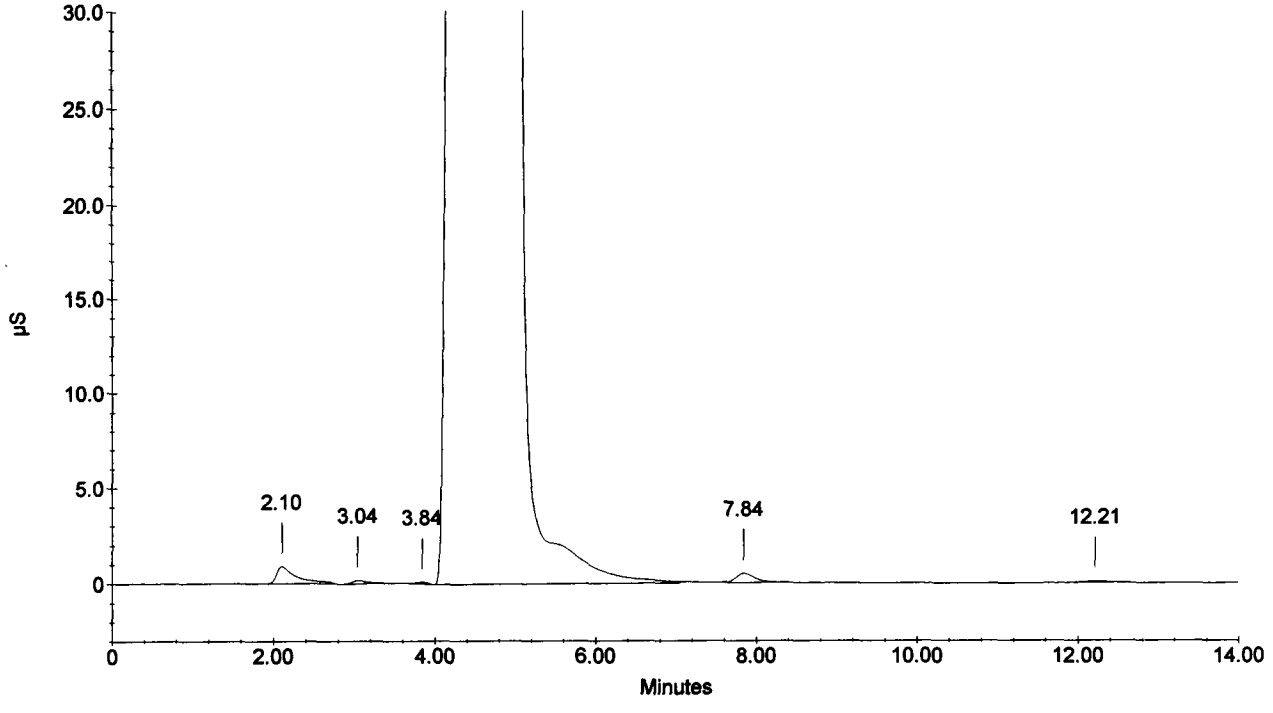

Sample Name : 216303
Dilution Factor : 1.00
Injection Number : 77
Data File Name : c:\peaknet\data\021218\021218_077.DXD
Method File Name : c:\peaknet\method\anions021218.met
Schedule File Name : c:\peaknet\schedule\021218.sch

Date Time Collected : 12/19/02 9:02:40 AM
System Name : Dx-500
Detector Name : Conductivity Detector
Column Type : AS14-#13535 AG14-#15177
System Operator : rss

010184

Peak Information : All Components

Pk. Num	Ret Time	Component Name	Concentration (ppm)	Height	Area	Bl. Code	%Delta
2	3.05	FLUORIDE	0.107	1787	23445	1	0.00
		CHLORIDE					
4	4.96	NITRITE-N	-516.707	4313533	162201011	1	-4.37
		BROMIDE					
5	7.86	NITRATE-N	0.125	2858	47721	1	6.89
		PHOSPHATE-P					
6	12.21	SULFATE	0.174	715	17816	1	1.22
	0.00		—total(s)— -516.301		162289994		

216303

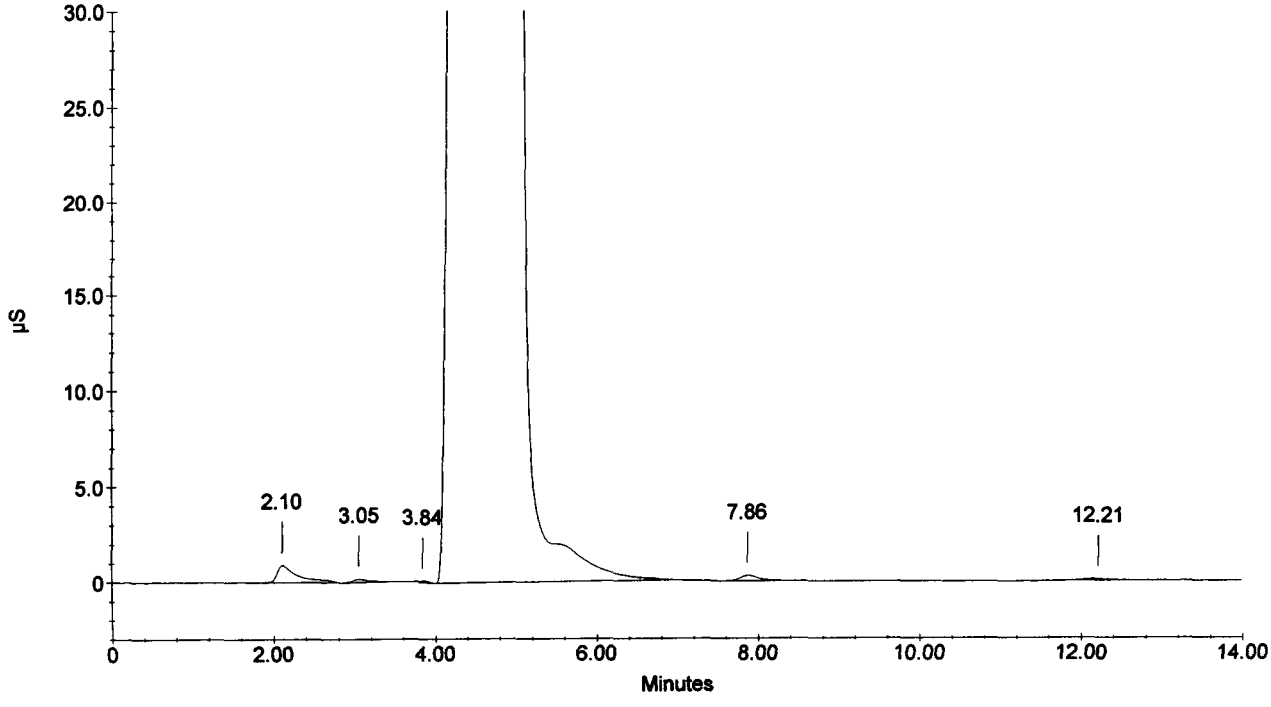

Sample Name : 216304
Dilution Factor : 1.00
Injection Number : 78
Data File Name : c:\peaknet\data\021218\021218_078.DXD
Method File Name : c:\peaknet\method\anions021218.met
Schedule File Name : c:\peaknet\schedule\021218.sch

Date Time Collected : 12/19/02 9:19:32 AM
System Name : Dx-500
Detector Name : Conductivity Detector
Column Type : AS14-#13535 AG14-#15177
System Operator : rss

010185

Peak Information : All Components

Pk. Num	Ret Time	Component Name	Concentration (ppm)	Height	Area	Bl. Code	%Delta
2	3.05	FLUORIDE	0.116	1797	25407	1	0.00
		CHLORIDE					
4	4.96	NITRITE-N	-513.074	4322160	161818239	2	-4.37
		BROMIDE					
5	7.88	NITRATE-N	0.106	2305	40348	2	7.07
		PHOSPHATE-P					
6	12.16	SULFATE	0.164	727	16803	1	0.77
			—total(s)—				
	0.00		-512.688		161900797		

216304

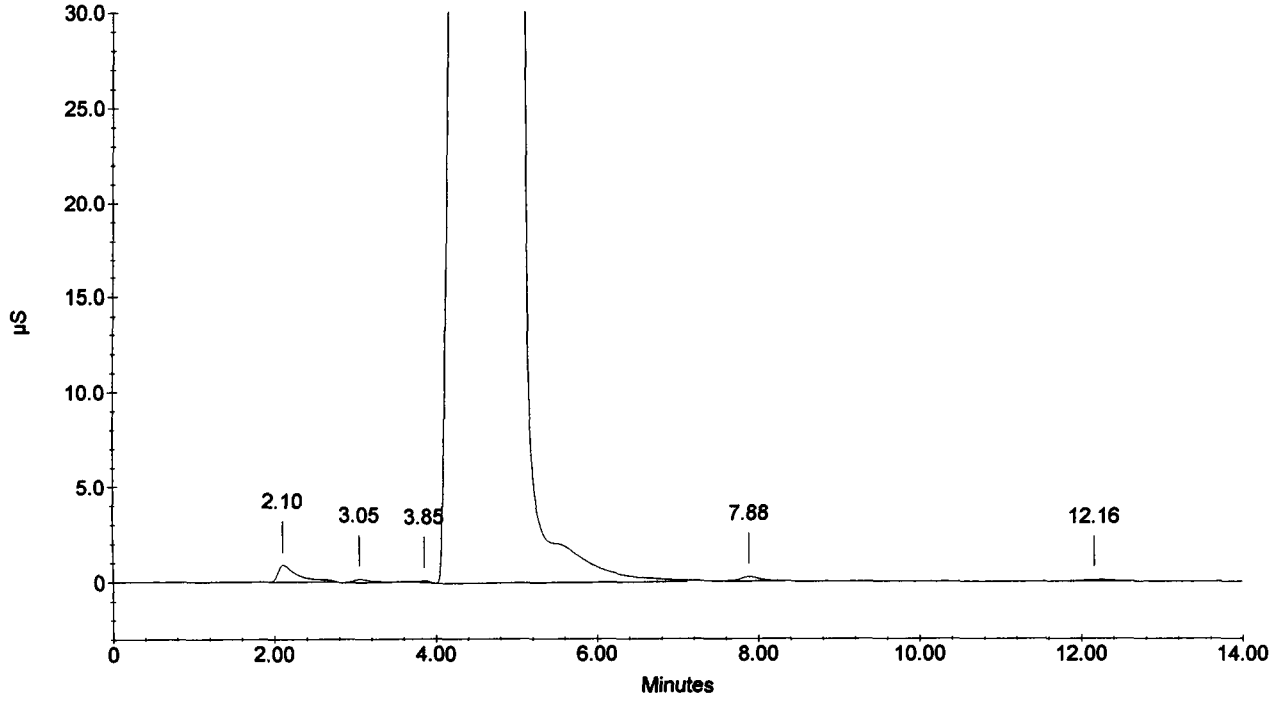

Sample Name : CCV
Dilution Factor : 20.00
Injection Number : 79
Data File Name : c:\peaknet\data\021218\021218_079.DXD
Method File Name : c:\peaknet\method\anions021218.met
Schedule File Name : c:\peaknet\schedule\021218.sch

Date Time Collected : 12/19/02 9:36:12 AM
System Name : Dx-500
Detector Name : Conductivity Detector
Column Type : AS14-#13535 AG14-#15177
System Operator : rss

010186

Peak Information : All Components

Pk. Num	Ret Time	Component Name	Concentration (ppm)	Height	Area	Bl. Code	%Delta
1	3.02	FLUORIDE	97.998	137252	1094672	1	-0.87
2	4.30	CHLORIDE	207.994	183401	1623274	2	0.00
3	5.18	NITRITE-N	99.423	126414	1617976	2	0.00
4	6.50	BROMIDE	395.444	102515	1355847	2	1.04
5	7.60	NITRATE-N	86.183	101567	1692561	2	3.26
6	10.06	PHOSPHATE-P	192.751	53861	1254246	1	0.27
7	12.04	SULFATE	402.083	87157	2236733	1	-0.22
	0.00		---total(s)--- 1481.875		10875310		

CCV

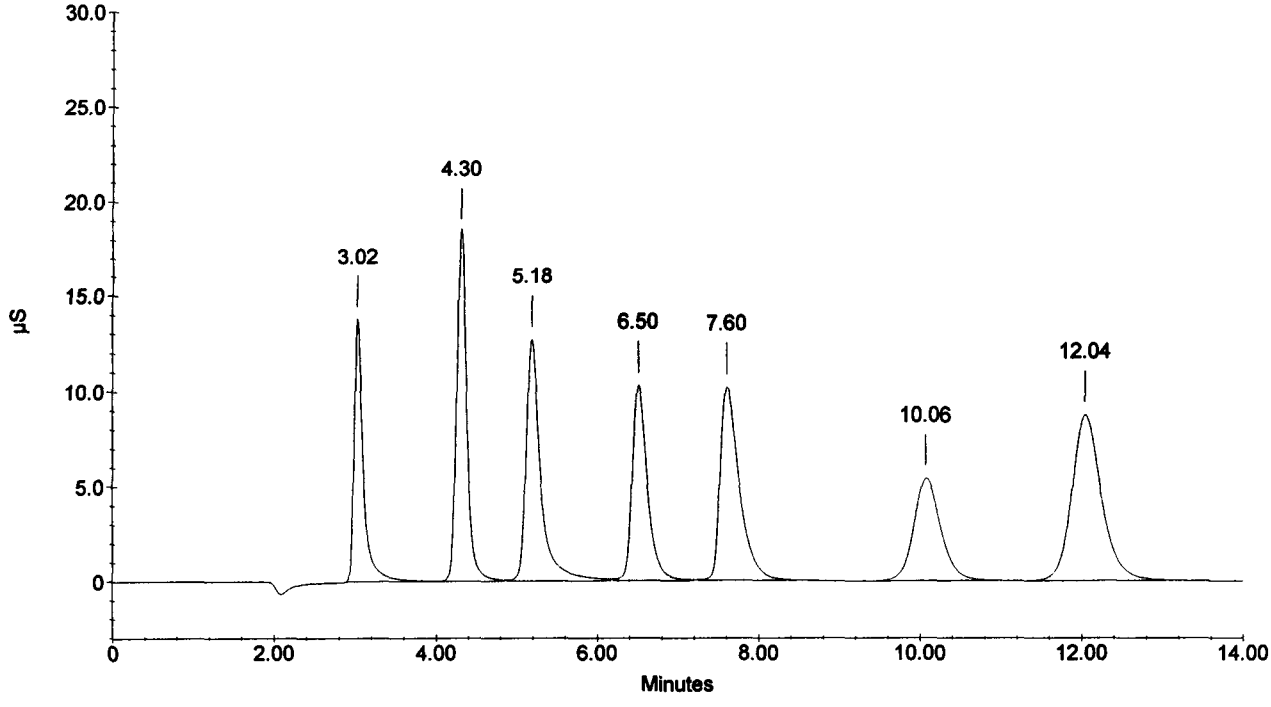

Sample Name : CCB
Dilution Factor : 1.00
Injection Number : 80
Data File Name : c:\peaknet\data\021218\021218_080.DXD
Method File Name : c:\peaknet\method\anions021218.met
Schedule File Name : c:\peaknet\schedule\021218.sch

Date Time Collected : 12/19/02 9:52:55 AM
System Name : Dx-500
Detector Name : Conductivity Detector
Column Type : AS14-#13535 AG14-#15177
System Operator : rss

010187

Peak Information : All Components

Pk. Num	Ret Time	Component Name	Concentration (ppm)	Height	Area	Bl. Code	%Delta
1	4.32	CHLORIDE	0.018	327	2636	1	0.31
1	4.32	CHLORIDE	0.018	327	2636	1	0.31
		NITRITE-N					
		BROMIDE					
		NITRATE-N					
		PHOSPHATE-P					
		SULFATE					
			—total(s)—				
	0.00		0.036		5272		

CCB

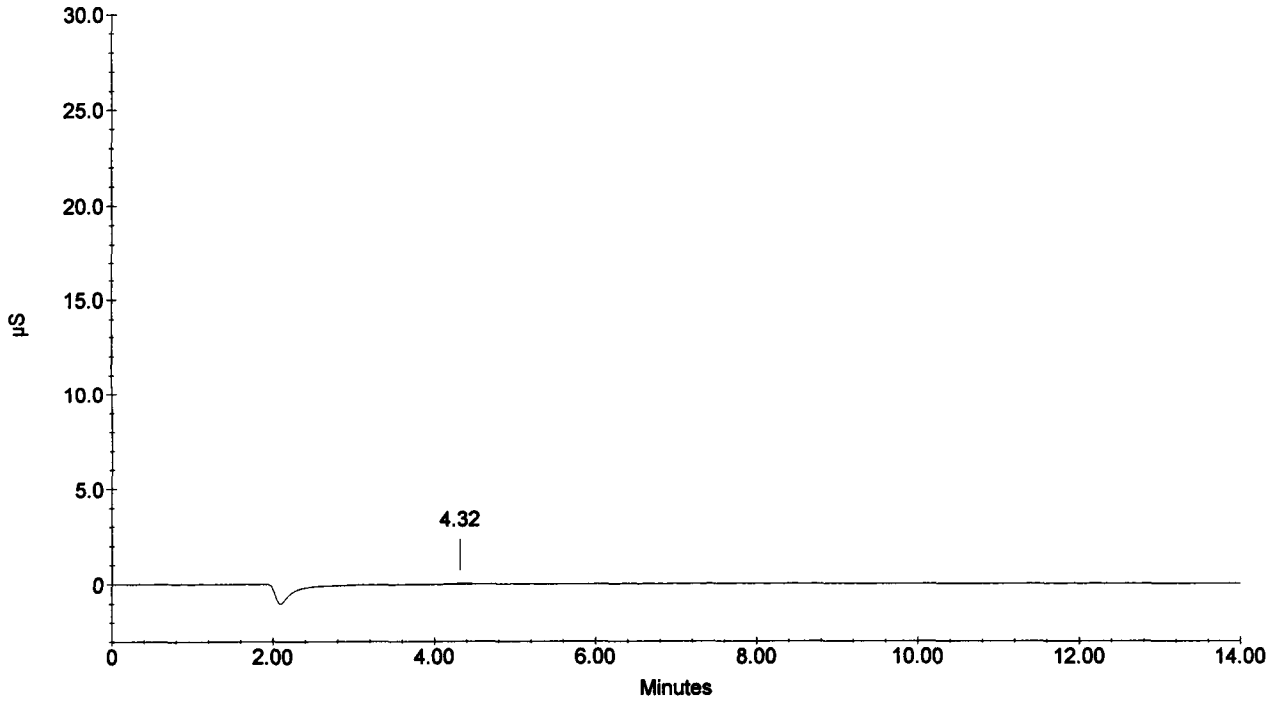

Schedule File: C:\PeakNet\2002\SCHEDULE\19DEC02.sch

010188

Line	Sample	Sample Type	Level	Method	Data File	Dilution
1	ICV	Sample		anions021218.met	021219_001.dxd	20
2	ICB	Sample		anions021218.met	021219_002.dxd	1
3	216253	Sample		anions021218.met	021219_003.dxd	50
4	216253D	Sample		anions021218.met	021219_004.dxd	50
5	216253S	Sample		anions021218.met	021219_005.dxd	50
6	216254	Sample		anions021218.met	021219_006.dxd	50
7	216255	Sample		anions021218.met	021219_007.dxd	50
8	216256	Sample		anions021218.met	021219_008.dxd	50
9	216257	Sample		anions021218.met	021219_009.dxd	50
10	216258	Sample		anions021218.met	021219_010.dxd	50
11	216259	Sample		anions021218.met	021219_011.dxd	50
12	216260	Sample		anions021218.met	021219_012.dxd	50
13	CCV	Sample		anions021218.met	021219_013.dxd	20
14	CCB	Sample		anions021218.met	021219_014.dxd	1
15	216261	Sample		anions021218.met	021219_015.dxd	50
16	216262	Sample		anions021218.met	021219_016.dxd	50
17	216263	Sample		anions021218.met	021219_017.dxd	50
18	216264	Sample		anions021218.met	021219_018.dxd	50
19	216265	Sample		anions021218.met	021219_019.dxd	50
20	216266	Sample		anions021218.met	021219_020.dxd	50
21	216267	Sample		anions021218.met	021219_021.dxd	50
22	216268	Sample		anions021218.met	021219_022.dxd	50
23	216269	Sample		anions021218.met	021219_023.dxd	50
24	216270	Sample		anions021218.met	021219_024.dxd	50
25	CCV	Sample		anions021218.met	021219_025.dxd	20
26	CCB	Sample		anions021218.met	021219_026.dxd	1
27	216271	Sample		anions021218.met	021219_027.dxd	50
28	216272	Sample		anions021218.met	021219_028.dxd	50
29	216273	Sample		anions021218.met	021219_029.dxd	50
30	216273D	Sample		anions021218.met	021219_030.dxd	50
31	216273S	Sample		anions021218.met	021219_031.dxd	50
32	216274	Sample		anions021218.met	021219_032.dxd	50
33	216275	Sample		anions021218.met	021219_033.dxd	50
34	216276	Sample		anions021218.met	021219_034.dxd	50
35	216277	Sample		anions021218.met	021219_035.dxd	50
36	216278	Sample		anions021218.met	021219_036.dxd	50
37	CCV	Sample		anions021218.met	021219_037.dxd	20
38	CCB	Sample		anions021218.met	021219_038.dxd	1
39	216279	Sample		anions021218.met	021219_039.dxd	50
40	216280	Sample		anions021218.met	021219_040.dxd	50
41	216281	Sample		anions021218.met	021219_041.dxd	50
42	216282	Sample		anions021218.met	021219_042.dxd	50
43	216283	Sample		anions021218.met	021219_043.dxd	50
44	216284	Sample		anions021218.met	021219_044.dxd	50
45	216285	Sample		anions021218.met	021219_045.dxd	50
46	216286	Sample		anions021218.met	021219_046.dxd	50
47	216287	Sample		anions021218.met	021219_047.dxd	50
48	216288	Sample		anions021218.met	021219_048.dxd	50
49	CCV	Sample		anions021218.met	021219_049.dxd	20
50	CCB	Sample		anions021218.met	021219_050.dxd	1
51	216289	Sample		anions021218.met	021219_051.dxd	50
52	216290	Sample		anions021218.met	021219_052.dxd	50
53	216291	Sample		anions021218.met	021219_053.dxd	50
54	216292	Sample		anions021218.met	021219_054.dxd	50
55	216293	Sample		anions021218.met	021219_055.dxd	50
56	216293D	Sample		anions021218.met	021219_056.dxd	50
57	216293S	Sample		anions021218.met	021219_057.dxd	50
58	216294	Sample		anions021218.met	021219_058.dxd	50
59	216295	Sample		anions021218.met	021219_059.dxd	50
60	216296	Sample		anions021218.met	021219_060.dxd	50
61	CCV	Sample		anions021218.met	021219_061.dxd	20
62	CCB	Sample		anions021218.met	021219_062.dxd	1

Schedule File: C:\PeakNet\2002\SCHEDULE\19DEC02.sch

Default Method Path: C:\PEAKNET\METHOD
Default Data Path: C:\PEAKNET\DATA\021219
Comment:
DIV 20 06002.01.071 WO23452

010189

Sample Name : ICV
Dilution Factor : 20.00
Injection Number : 1
Data File Name : c:\peaknet\data\021219\021219_001.DXD
Method File Name : c:\peaknet\method\anions021218.met
Schedule File Name : c:\peaknet\schedule\19dec02.sch

Date Time Collected : 12/19/02 12:21:56 PM
System Name : Dx-500
Detector Name : Conductivity Detector
Column Type : AS14-#13535 AG14-#15177
System Operator : rss

010190

Peak Information : All Components

Pk. Num	Ret Time	Component Name	Concentration (ppm)	Height	Area	Bl. Code	%Delta
1	3.00	FLUORIDE	96.941	133486	1082673	1	-1.75
2	4.26	CHLORIDE	204.401	178242	1592927	2	-0.93
3	5.13	NITRITE-N	97.510	123533	1586211	2	-1.03
4	6.44	BROMIDE	393.373	101702	1347771	2	0.00
5	7.53	NITRATE-N	86.339	102034	1695725	2	2.36
6	9.86	PHOSPHATE-P	192.427	54686	1251976	1	-1.73
7	11.80	SULFATE	419.624	93414	2344273	1	-2.21
			---total(s)---				
	0.00		1490.616		10901556		

ICV

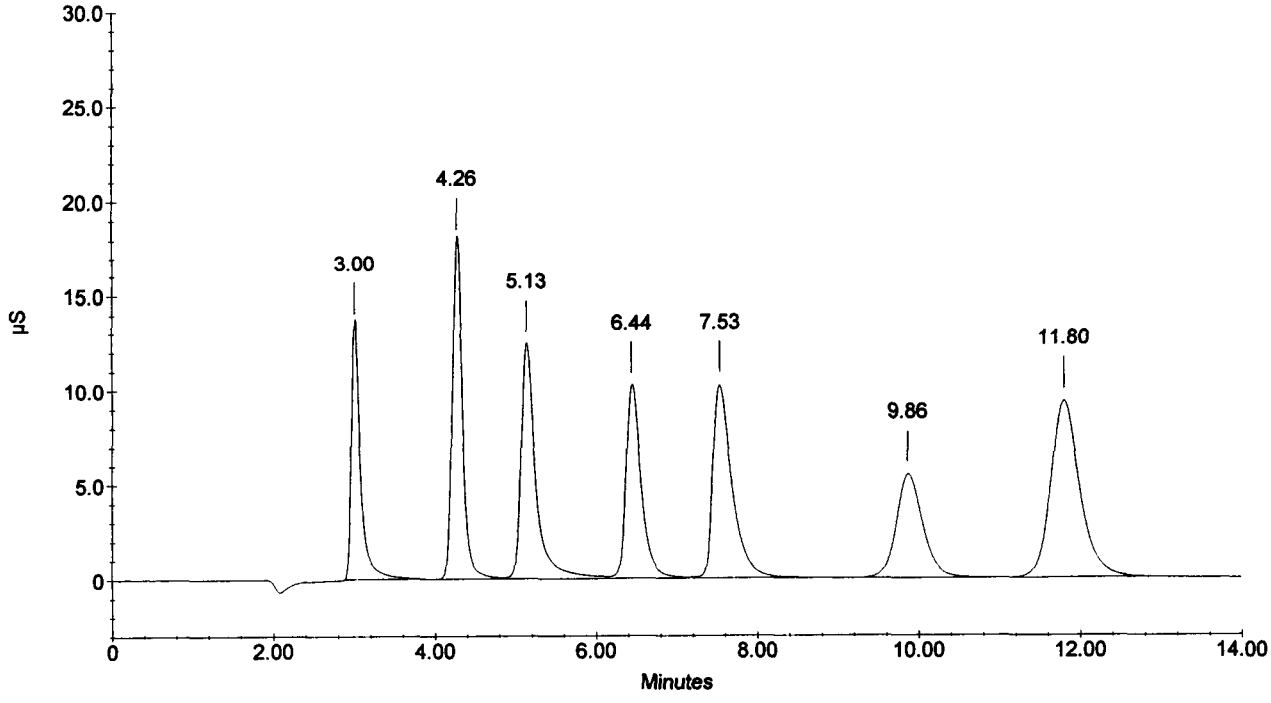

010191

Sample Name : ICB
Dilution Factor : 1.00
Injection Number : 2
Data File Name : c:\peaknet\data\021219\021219_002.DXD
Method File Name : c:\peaknet\method\anions021218.met
Schedule File Name : c:\peaknet\schedule\19dec02.sch

Date Time Collected : 12/19/02 12:38:37 PM
System Name : Dx-500
Detector Name : Conductivity Detector
Column Type : AS14-#13535 AG14-#15177
System Operator : rss

Peak Information : All Components

Pk. Num	Ret Time	Component Name	Concentration (ppm)	Height	Area	Bl. Code	%Delta
0	0.00	(null)	0.000	0	0	0	0.00
		CHLORIDE					
		NITRITE-N					
		BROMIDE					
		NITRATE-N					
		PHOSPHATE-P					
		SULFATE					
			---total(s)---				
	0.00		0.000		0		

ICB

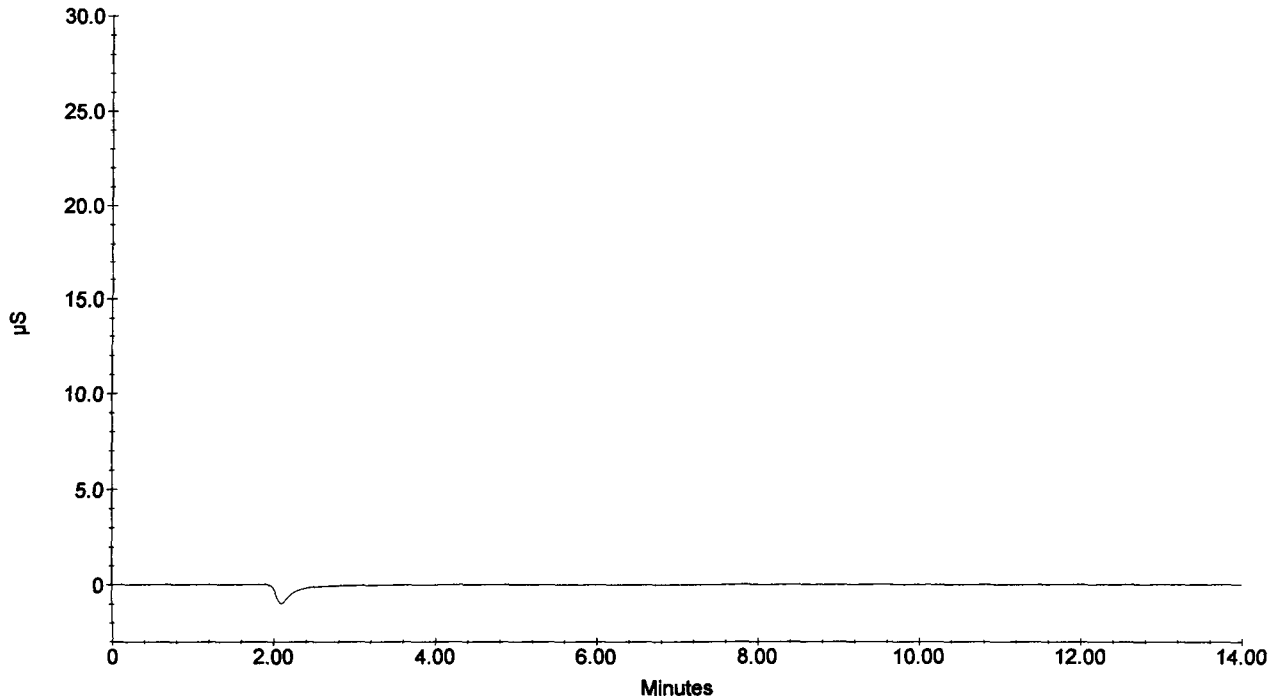

Sample Name : 216253
Dilution Factor : 50.00
Injection Number : 3
Data File Name : c:\peaknet\data\021219\021219_003.DXD
Method File Name : c:\peaknet\method\anions021218.met
Schedule File Name : c:\peaknet\schedule\19dec02.sch

Date Time Collected : 12/19/02 12:55:19 PM
System Name : Dx-500
Detector Name : Conductivity Detector
Column Type : AS14-#13535 AG14-#15177
System Operator : rss

010192

Peak Information : All Components

Pk. Num	Ret Time	Component Name	Concentration (ppm)	Height	Area	Bl. Code	%Delta
1	4.29	CHLORIDE	717.404 ✓	271927	2316094	1	-0.31
1	4.29	CHLORIDE	717.404 ✓	271927	2316094	1	-0.31
		NITRITE-N					
		BROMIDE					
		NITRATE-N					
		PHOSPHATE-P					
2	11.96	SULFATE	4.190	353	8569	1	-0.88
			---total(s)---				
	0.00		1438.999		4640757		

216253

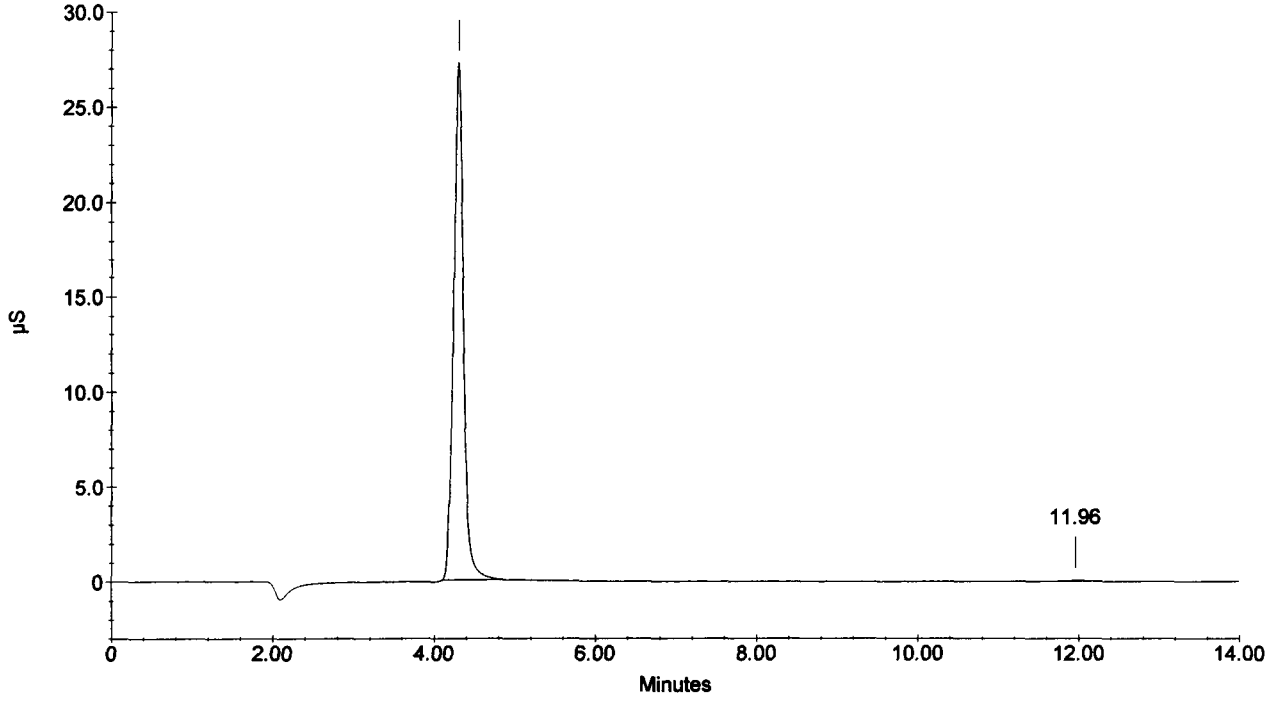

Sample Name : 216253D
Dilution Factor : 50.00
Injection Number : 4
Data File Name : c:\peaknet\data\021219\021219_004.DXD
Method File Name : c:\peaknet\method\anions021218.met
Schedule File Name : c:\peaknet\schedule\19dec02.sch

Date Time Collected : 12/19/02 1:12:01 PM
System Name : Dx-500
Detector Name : Conductivity Detector
Column Type : AS14-#13535 AG14-#15177
System Operator : rss

010193

Peak Information : All Components

Pk. Num	Ret Time	Component Name	Concentration (ppm)	Height	Area	Bl. Code	%Delta
1	4.28	CHLORIDE	721.711	268992	2331806	1	-0.62
1	4.28	CHLORIDE	721.711 ✓	268992	2331806	1	-0.62
		NITRITE-N					
		BROMIDE					
		NITRATE-N					
		PHOSPHATE-P					
		SULFATE					
			---total(s)---				
	0.00		1443.423		4663611		

216253D

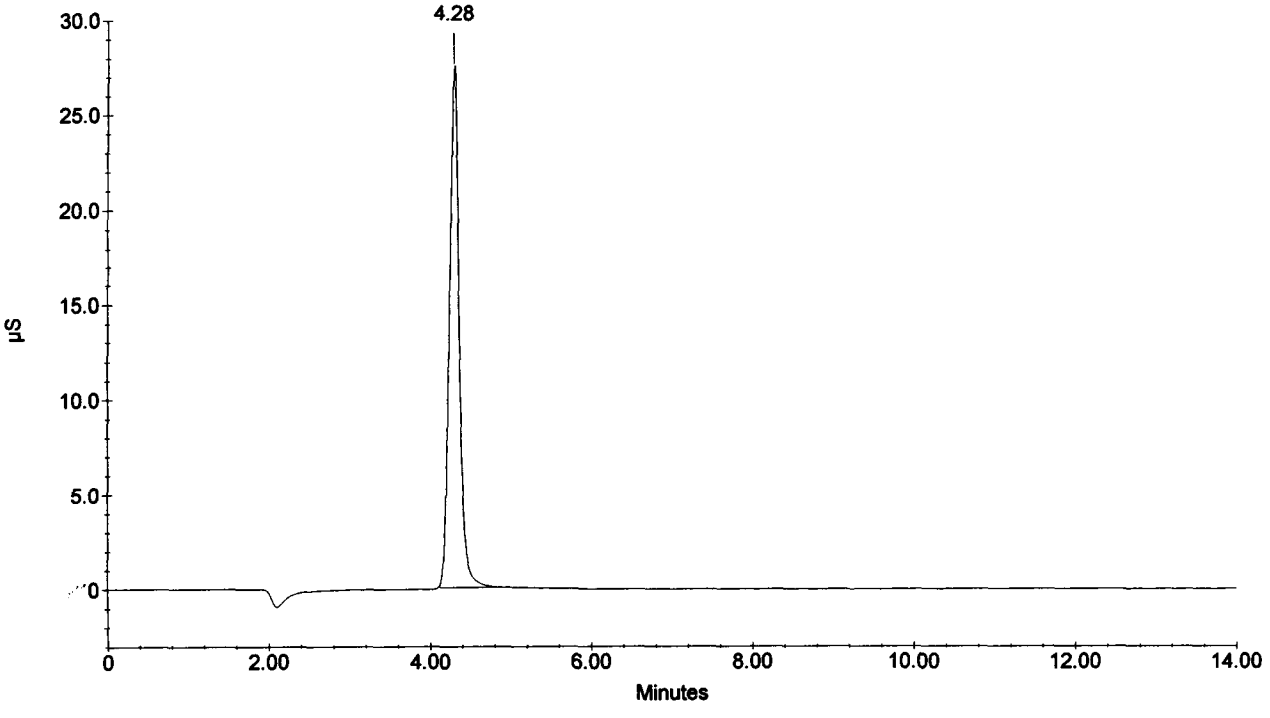

Sample Name : 216253S
Dilution Factor : 50.00
Injection Number : 5
Data File Name : c:\peaknet\data\021219\021219_005.DXD
Method File Name : c:\peaknet\method\anions021218.met
Schedule File Name : c:\peaknet\schedule\19dec02.sch

Date Time Collected : 12/19/02 1:28:42 PM
System Name : Dx-500
Detector Name : Conductivity Detector
Column Type : AS14-#13535 AG14-#15177
System Operator : rss

010194

Peak Information : All Components

Pk. Num	Ret Time	Component Name	Concentration (ppm)	Height	Area	Bl. Code	%Delta
1	3.04	FLUORIDE	39.289	21973	173139	1	-0.44
2	4.32	CHLORIDE	820.407 ✓	310593	2699710	2	0.31
3	5.17	NITRITE-N	48.992 ✓	21596	313721	2	-0.26
4	6.50	BROMIDE	187.692	17247	233884	2	1.04
5	7.64	NITRATE-N	38.359	17626	293153	1	3.81
6	9.94	PHOSPHATE-P	92.466	9347	222870	1	-0.93
7	11.89	SULFATE	187.458	14894	388746	1	-1.44
	0.00		---total(s)--- 1414.663		4325222		

216253S

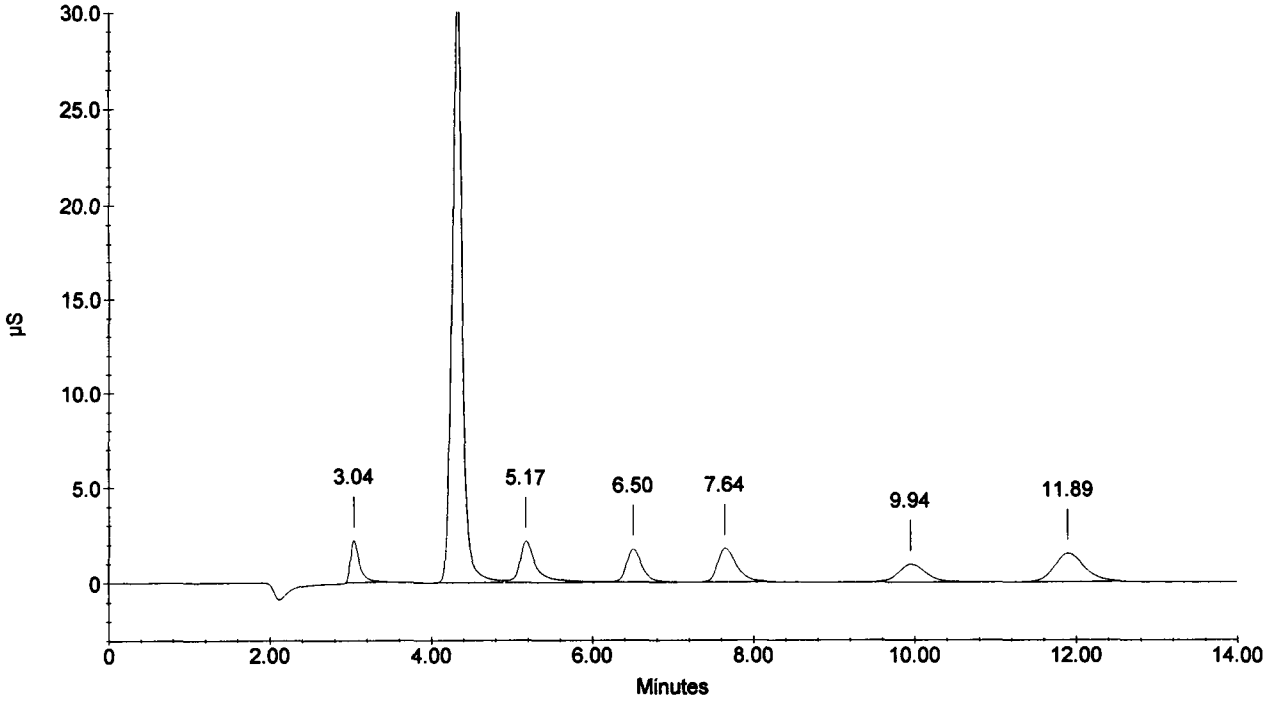

Sample Name : 216254
Dilution Factor : 50.00
Injection Number : 6
Data File Name : c:\peaknet\data\021219\021219_006.DXD
Method File Name : c:\peaknet\method\anions021218.met
Schedule File Name : c:\peaknet\schedule\19dec02.sch

Date Time Collected : 12/19/02 1:45:24 PM
System Name : Dx-500
Detector Name : Conductivity Detector
Column Type : AS14-#13535 AG14-#15177
System Operator : rss

010195

Peak Information : All Components

Pk. Num	Ret Time	Component Name	Concentration (ppm)	Height	Area	Bl. Code	%Delta
1	4.30	CHLORIDE	809.774	312097	2659318	1	0.00
1	4.30	CHLORIDE	809.774 ✓	312097	2659318	1	0.00
		NITRITE-N					
		BROMIDE					
		NITRATE-N					
		PHOSPHATE-P					
		SULFATE					
			—total(s)—				
	0.00		1619.547		5318636		

216254

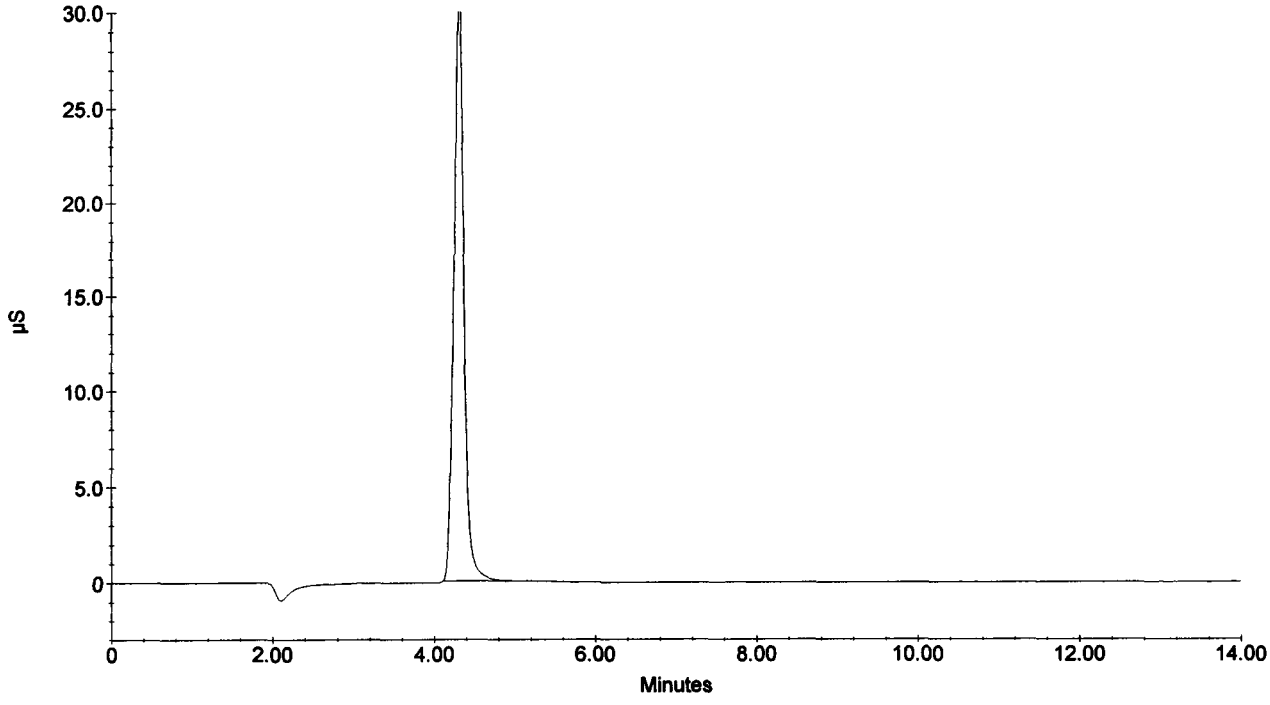

Sample Name : 216255
Dilution Factor : 50.00
Injection Number : 7
Data File Name : c:\peaknet\data\021219\021219_007.DXD
Method File Name : c:\peaknet\method\anions021218.met
Schedule File Name : c:\peaknet\schedule\19dec02.sch

Date Time Collected : 12/19/02 2:02:04 PM
System Name : Dx-500
Detector Name : Conductivity Detector
Column Type : AS14-#13535 AG14-#15177
System Operator : rss

010196

Peak Information : All Components

Pk. Num	Ret Time	Component Name	Concentration (ppm)	Height	Area	Bl. Code	%Delta
1	3.05	FLUORIDE	0.195	146	857	1	0.00
2	4.29	CHLORIDE	768.820 ✓	293785	2505491	1	-0.31
		NITRITE-N					
		BROMIDE					
		NITRATE-N					
		PHOSPHATE-P					
		SULFATE					
			---total(s)---				
	0.00		769.015		2506348		

216255

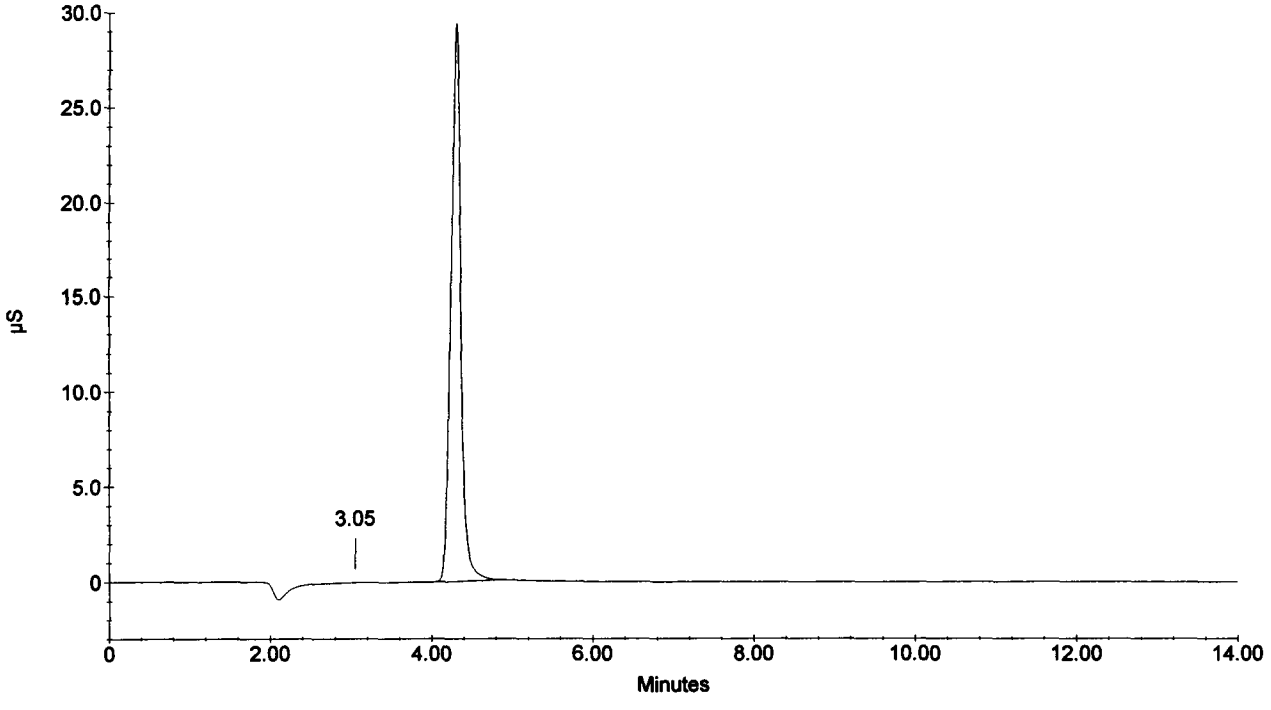

Sample Name : 216256
Dilution Factor : 50.00
Injection Number : 8
Data File Name : c:\peaknet\data\021219\021219_008.DXD
Method File Name : c:\peaknet\method\anions021218.met
Schedule File Name : c:\peaknet\schedule\19dec02.sch

Date Time Collected : 12/19/02 2:18:45 PM
System Name : Dx-500
Detector Name : Conductivity Detector
Column Type : AS14-#13535 AG14-#15177
System Operator : rss

010197

Peak Information : All Components

Pk. Num	Ret Time	Component Name	Concentration (ppm)	Height	Area	Bl. Code	%Delta
1	3.02		0.000	59	165	1	
2	4.28	CHLORIDE	732.512	274370	2371328	1	-0.62
		NITRITE-N					
		BROMIDE					
		NITRATE-N					
		PHOSPHATE-P					
		SULFATE					
			---total(s)---				
	0.00		732.512		2371493		

216256

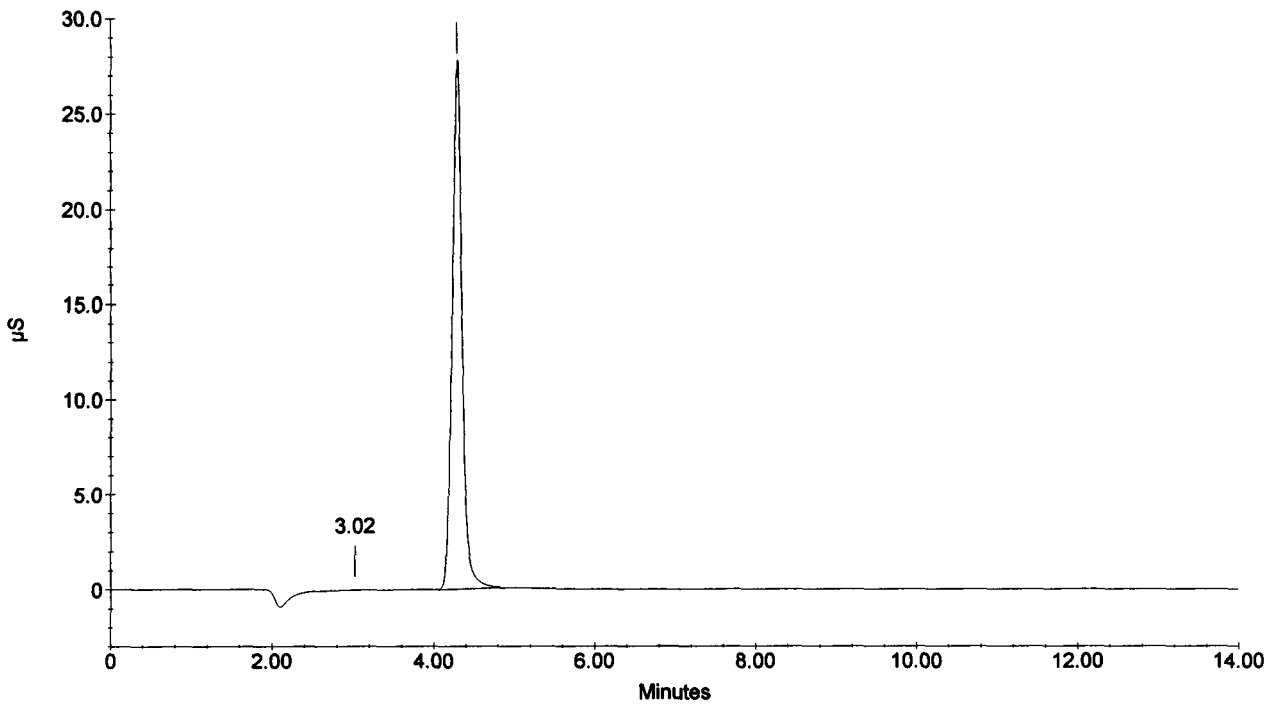

Sample Name : 216257
Dilution Factor : 50.00
Injection Number : 9
Data File Name : c:\peaknet\data\021219\021219_009.DXD
Method File Name : c:\peaknet\method\anions021218.met
Schedule File Name : c:\peaknet\schedule\19dec02.sch

Date Time Collected : 12/19/02 2:35:26 PM
System Name : Dx-500
Detector Name : Conductivity Detector
Column Type : AS14-#13535 AG14-#15177
System Operator : rss

010198

Peak Information : All Components

Pk. Num	Ret Time	Component Name	Concentration (ppm)	Height	Area	Bl. Code	%Delta
1	4.29	CHLORIDE	741.621	279980	2404794	1	-0.31
1	4.29	CHLORIDE	741.621	279980	2404794	1	-0.31
		NITRITE-N					
		BROMIDE					
		NITRATE-N					
		PHOSPHATE-P					
		SULFATE					
			---total(s)---				
	0.00		1483.241		4809589		

216257

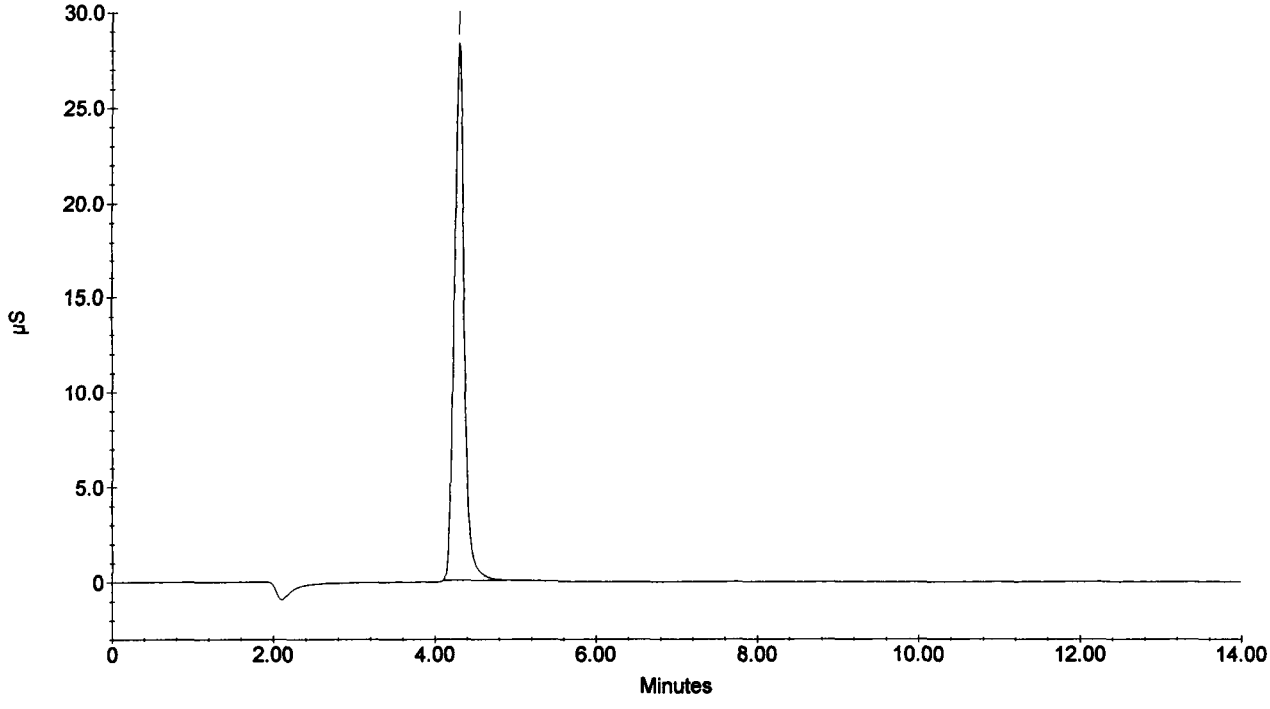

Sample Name : 216258
Dilution Factor : 50.00
Injection Number : 10
Data File Name : c:\peaknet\data\021219\021219_010.DXD
Method File Name : c:\peaknet\method\anions021218.met
Schedule File Name : c:\peaknet\schedule\19dec02.sch

Date Time Collected : 12/19/02 2:52:07 PM
System Name : Dx-500
Detector Name : Conductivity Detector
Column Type : AS14-#13535 AG14-#15177
System Operator : rss

010109

Peak Information : All Components

Pk. Num	Ret Time	Component Name	Concentration (ppm)	Height	Area	Bl. Code	%Delta
1	3.02	FLUORIDE	0.111	111	486	1	-0.87
2	4.28	CHLORIDE	785.245	292783	2566860	1	-0.62
		NITRITE-N					
		BROMIDE					
		NITRATE-N					
		PHOSPHATE-P					
		SULFATE					
			---total(s)---				
	0.00		785.356		2567346		

216258

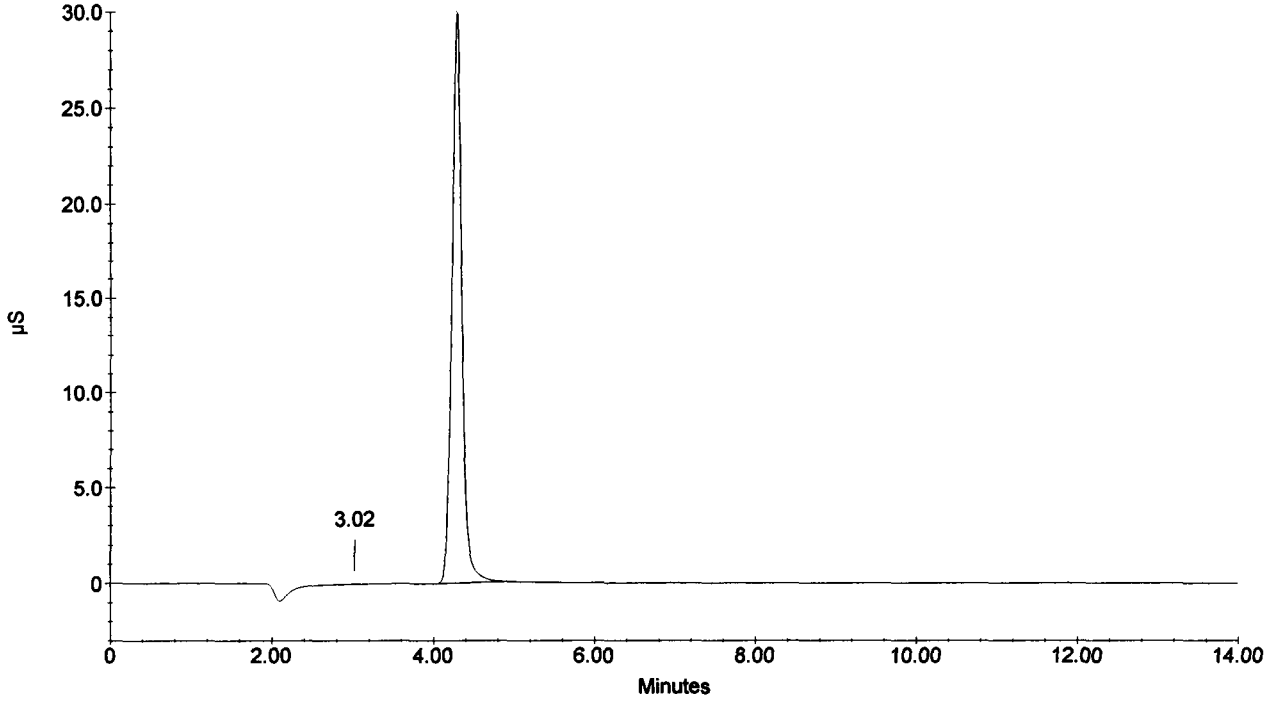

Sample Name : 216259
Dilution Factor : 50.00
Injection Number : 11
Data File Name : c:\peaknet\data\021219\021219_011.DXD
Method File Name : c:\peaknet\method\anions021218.met
Schedule File Name : c:\peaknet\schedule\19dec02.sch

Date Time Collected : 12/19/02 3:08:46 PM
System Name : Dx-500
Detector Name : Conductivity Detector
Column Type : AS14-#13535 AG14-#15177
System Operator : rss

010200

Peak Information : All Components

Pk. Num	Ret Time	Component Name	Concentration (ppm)	Height	Area	Bl. Code	%Delta
1	3.08	FLUORIDE	0.130	103	572	1	0.87
2	4.29	CHLORIDE	758.243	285092	2466198	1	-0.31
		NITRITE-N					
		BROMIDE					
		NITRATE-N					
		PHOSPHATE-P					
		SULFATE					
			---total(s)---				
	0.00		758.374		2466770		

216259

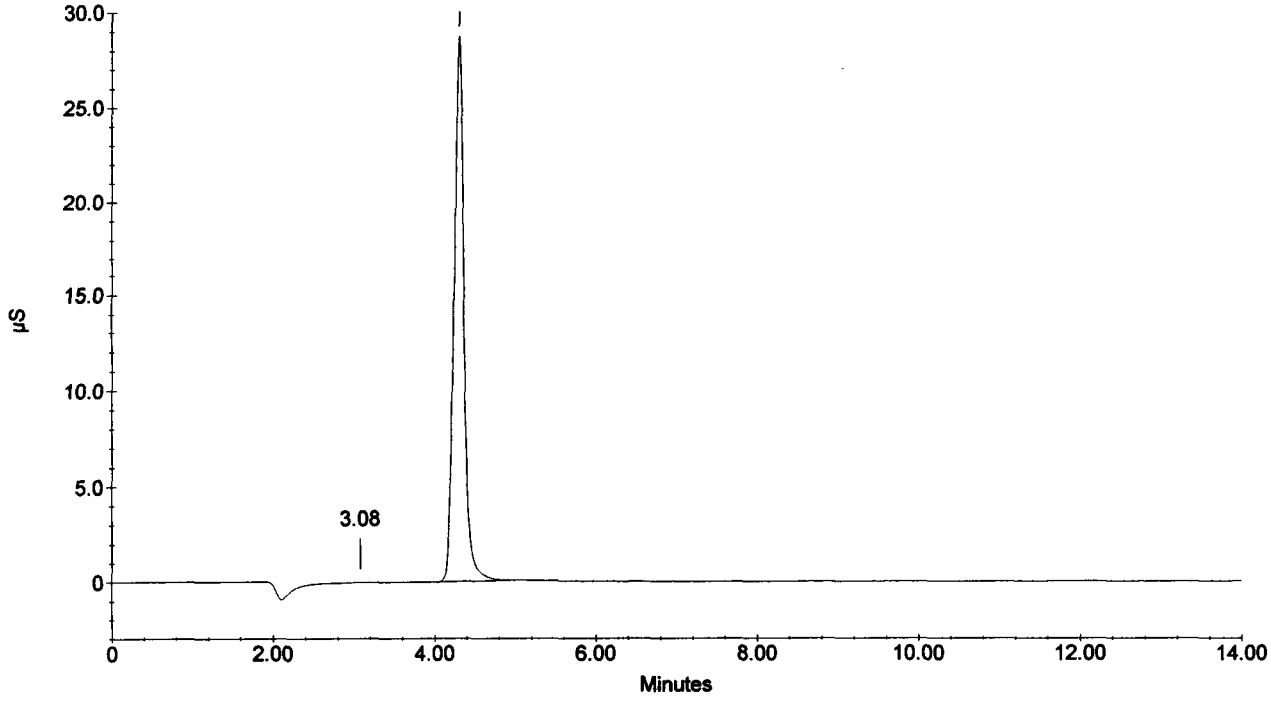

Sample Name : 216260
Dilution Factor : 50.00
Injection Number : 12
Data File Name : c:\peaknet\data\021219\021219_012.DXD
Method File Name : c:\peaknet\method\anions021218.met
Schedule File Name : c:\peaknet\schedule\19dec02.sch

Date Time Collected : 12/19/02 3:25:29 PM
System Name : Dx-500
Detector Name : Conductivity Detector
Column Type : AS14-#13535 AG14-#15177
System Operator : rss

010201

Peak Information : All Components

Pk. Num	Ret Time	Component Name	Concentration (ppm)	Height	Area	Bl. Code	%Delta
1	4.28	CHLORIDE	766.482	287427	2496787	1	-0.62
1	4.28	CHLORIDE	766.482✓	287427	2496787	1	-0.62
		NITRITE-N					
		BROMIDE					
		NITRATE-N					
		PHOSPHATE-P					
		SULFATE					
			---total(s)---				
	0.00		1532.963		4993574		

216260

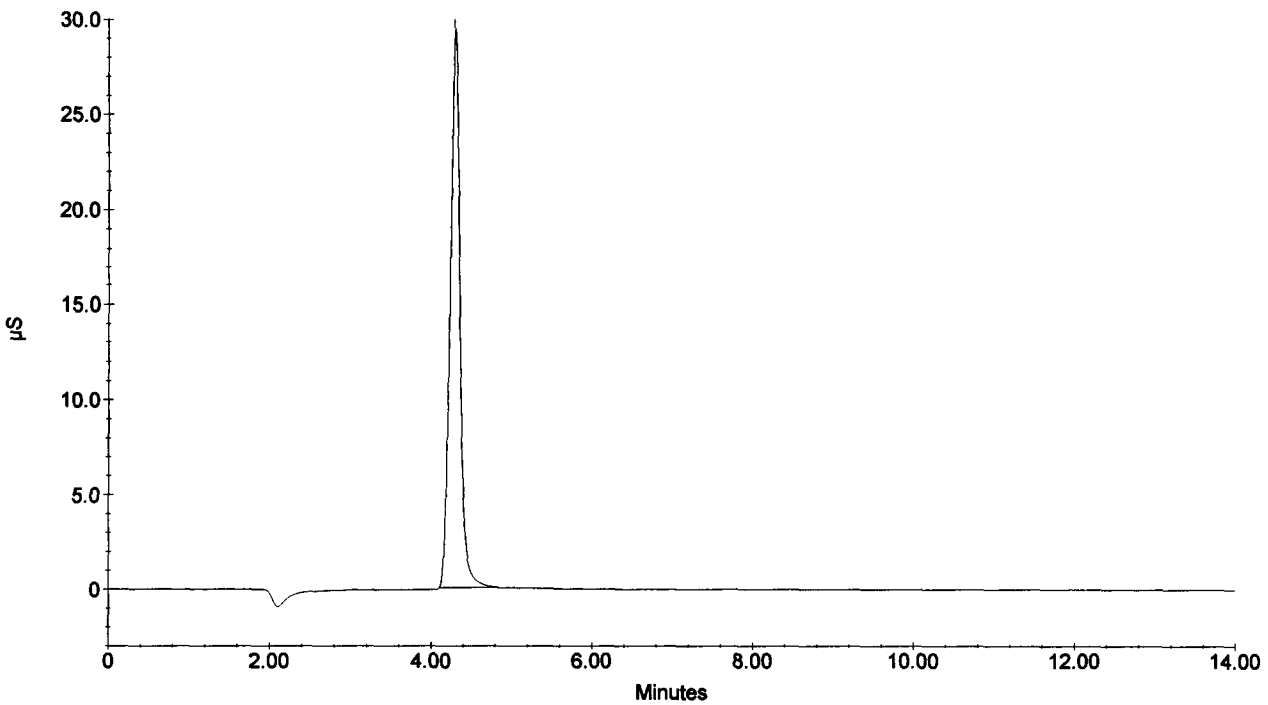

Sample Name : CCV
Dilution Factor : 20.00
Injection Number : 13
Data File Name : c:\peaknet\data\021219\021219_013.DXD
Method File Name : c:\peaknet\method\anions021218.met
Schedule File Name : c:\peaknet\schedule\19dec02.sch

Date Time Collected : 12/19/02 3:42:10 PM
System Name : Dx-500
Detector Name : Conductivity Detector
Column Type : AS14-#13535 AG14-#15177
System Operator : rss

010202

Peak Information : All Components

Pk. Num	Ret Time	Component Name	Concentration (ppm)	Height	Area	Bl. Code	%Delta
1	3.00	FLUORIDE	97.033	135833	1083714	2	-1.75
2	4.25	CHLORIDE	204.799	178414	1596286	2	-1.24
3	5.12	NITRITE-N	98.427	125149	1601435	2	-1.29
4	6.41	BROMIDE	394.447	103114	1351957	2	-0.41
5	7.48	NITRATE-N	86.995	102936	1709063	2	1.63
6	9.85	PHOSPHATE-P	191.655	54500	1246558	1	-1.86
7	11.78	SULFATE	398.264	87988	2213452	1	-2.32
			---total(s)---				
	0.00		1471.620		10802466		

CCV

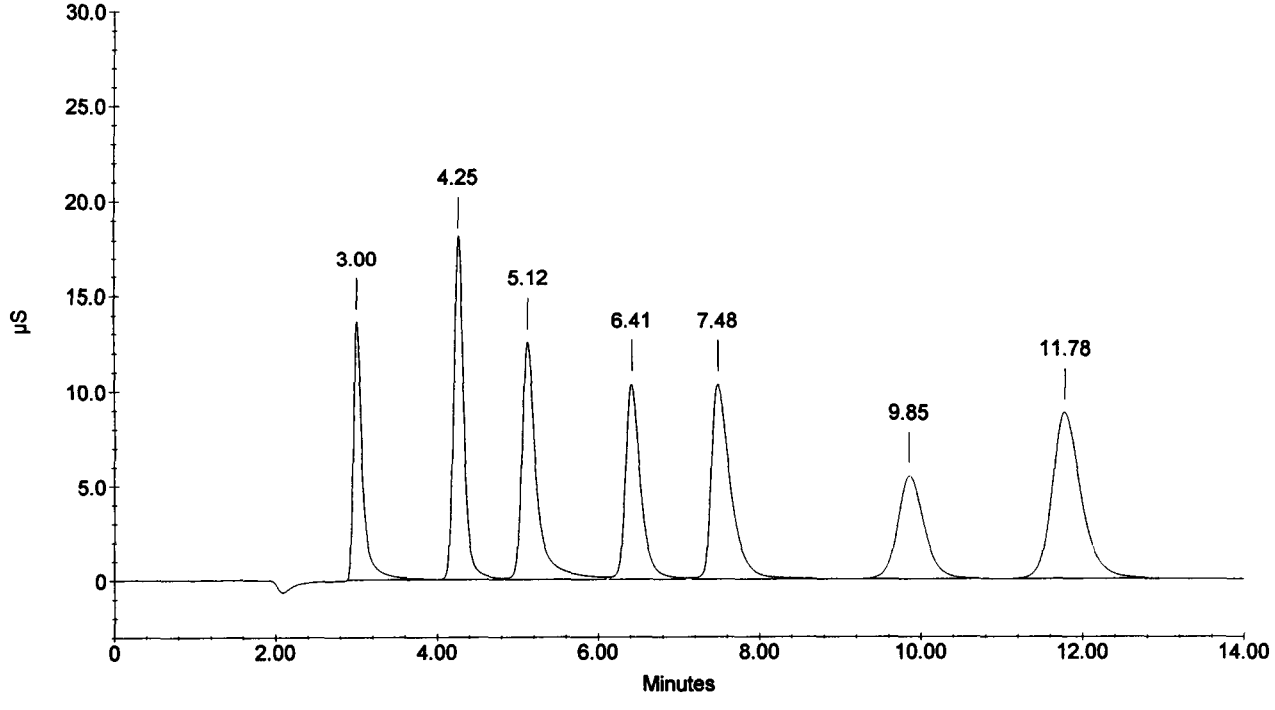

Sample Name : CCB
Dilution Factor : 1.00
Injection Number : 14
Data File Name : c:\peaknet\data\021219\021219_014.DXD
Method File Name : c:\peaknet\method\anions021218.met
Schedule File Name : c:\peaknet\schedule\19dec02.sch

Date Time Collected : 12/19/02 3:58:52 PM
System Name : Dx-500
Detector Name : Conductivity Detector
Column Type : AS14-#13535 AG14-#15177
System Operator : rss

010203

Peak Information : All Components

Pk. Num	Ret Time	Component Name	Concentration (ppm)	Height	Area	Bl. Code	%Delta
0	0.00	(null)	0.000	0	0	0	0.00
		CHLORIDE					
		NITRITE-N					
		BROMIDE					
		NITRATE-N					
		PHOSPHATE-P					
		SULFATE					
			---total(s)---				
	0.00		0.000		0		

CCB

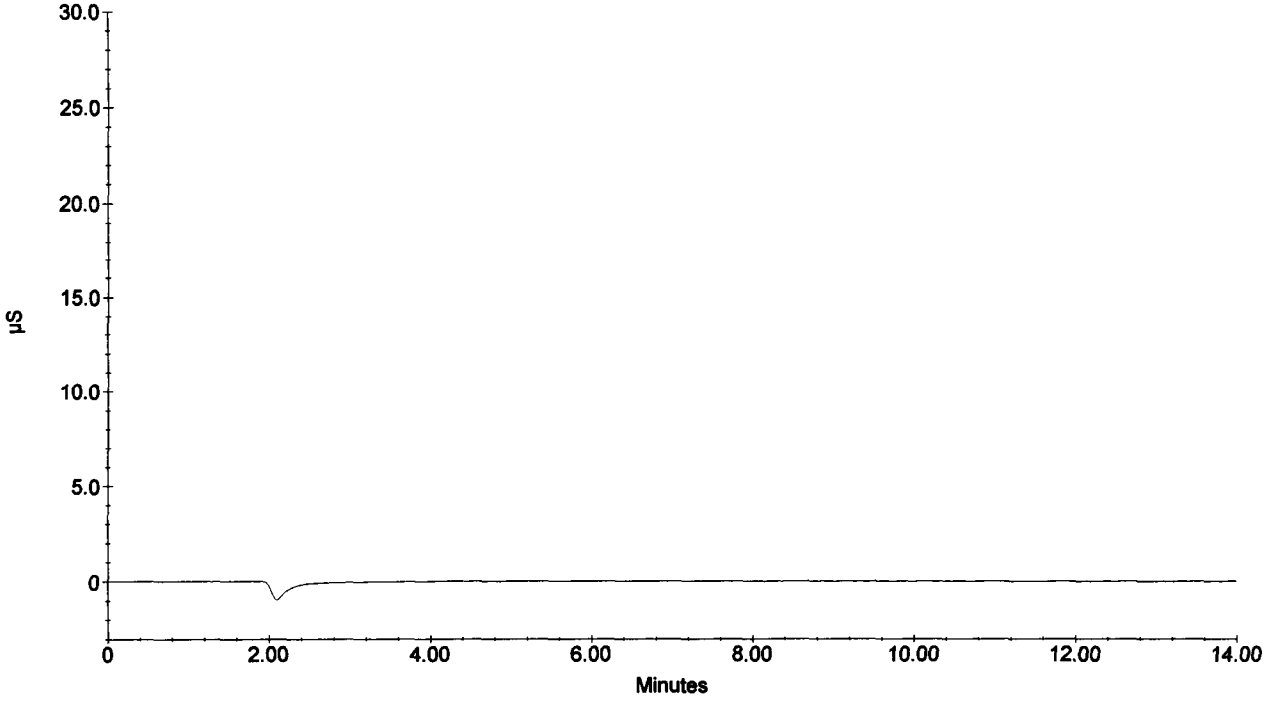

Sample Name : 216261
Dilution Factor : 50.00
Injection Number : 15
Data File Name : c:\peaknet\data\021219\021219_015.DXD
Method File Name : c:\peaknet\method\anions021218.met
Schedule File Name : c:\peaknet\schedule\19dec02.sch

Date Time Collected : 12/19/02 4:15:32 PM
System Name : Dx-500
Detector Name : Conductivity Detector
Column Type : AS14-#13535 AG14-#15177
System Operator : rss

010204

Peak Information : All Components

Pk. Num	Ret Time	Component Name	Concentration (ppm)	Height	Area	Bl. Code	%Delta
1	3.02	FLUORIDE	0.059	62	259	1	-0.87
2	4.28	CHLORIDE	792.064	296086	2592465	1	-0.62
		NITRITE-N					
		BROMIDE					
		NITRATE-N					
		PHOSPHATE-P					
		SULFATE					
			---total(s)---				
	0.00		792.123		2592724		

216261

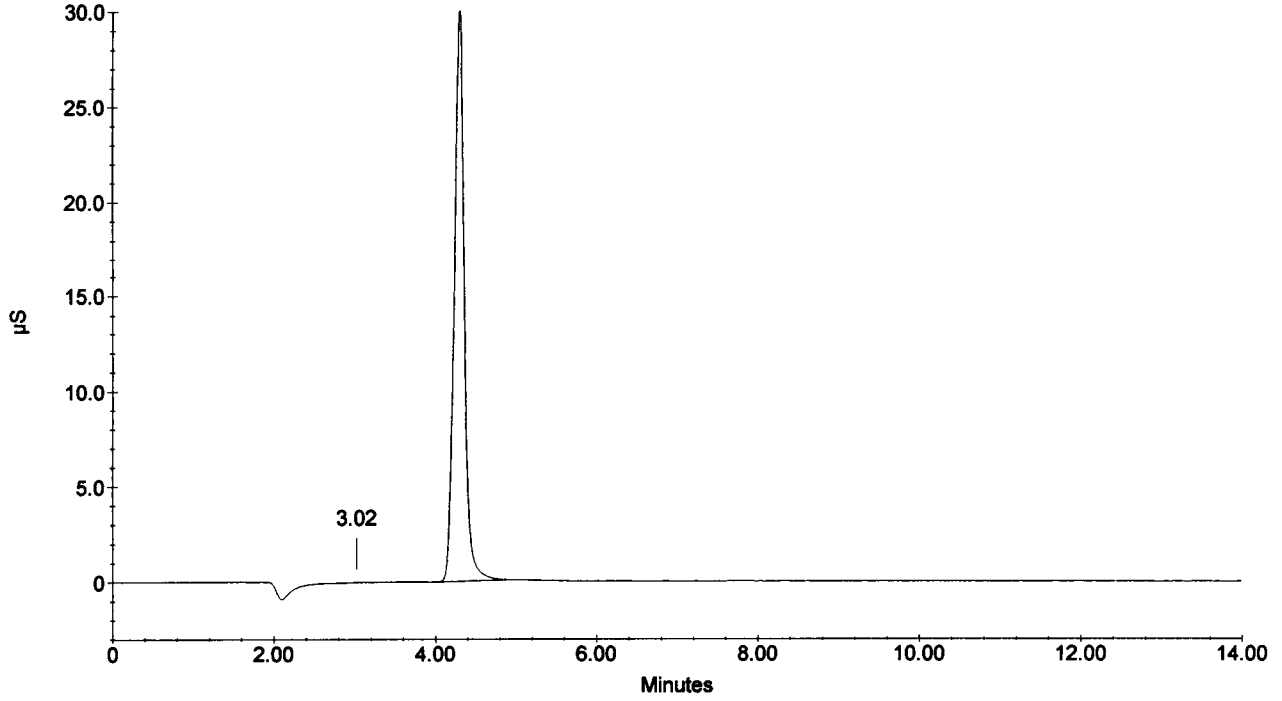

Sample Name : 216262
Dilution Factor : 50.00
Injection Number : 16
Data File Name : c:\peaknet\data\021219\021219_016.DXD
Method File Name : c:\peaknet\method\anions021218.met
Schedule File Name : c:\peaknet\schedule\19dec02.sch

Date Time Collected : 12/19/02 4:32:12 PM
System Name : Dx-500
Detector Name : Conductivity Detector
Column Type : AS14-#13535 AG14-#15177
System Operator : rss

010205

Peak Information : All Components

Pk. Num	Ret Time	Component Name	Concentration (ppm)	Height	Area	Bl. Code	%Delta
1	3.58		0.000	105	2846	1	
2	4.29	CHLORIDE	802.770	307124	2632818	1	-0.31
		NITRITE-N					
		BROMIDE					
		NITRATE-N					
		PHOSPHATE-P					
		SULFATE					
			—total(s)—				
	0.00		802.770		2635663		

216262

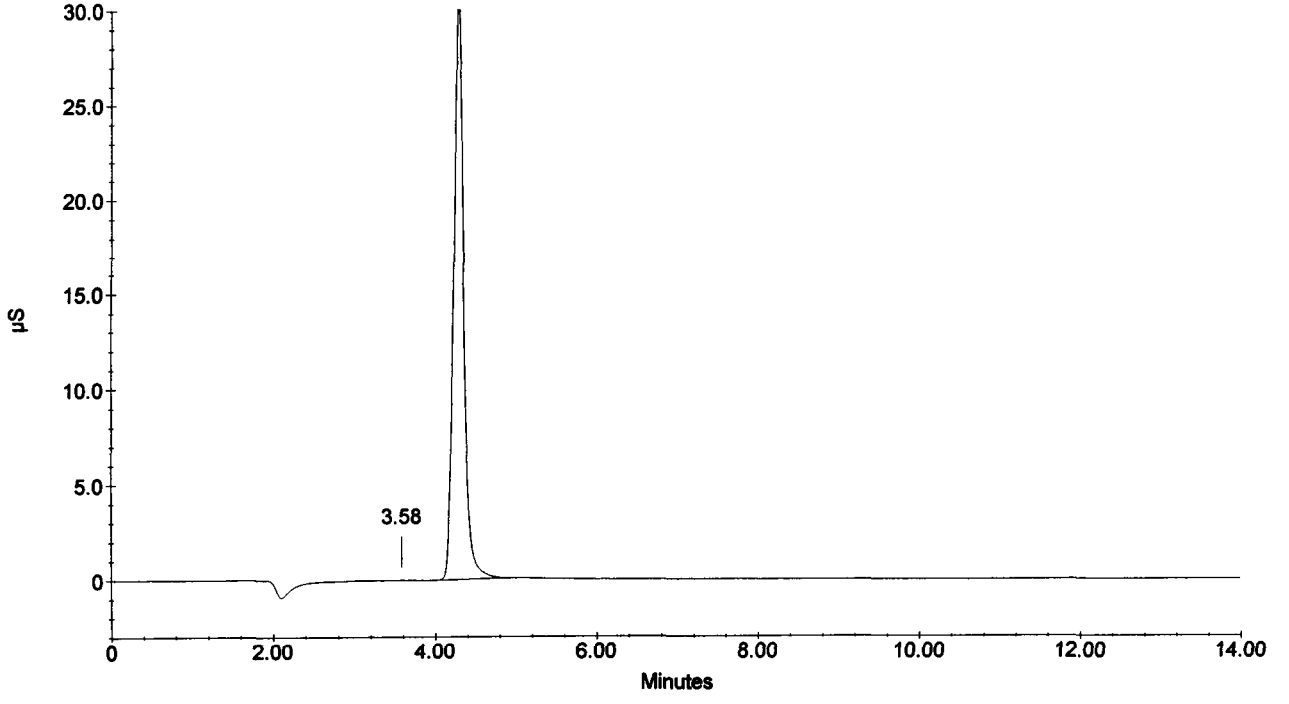

Sample Name : 216263
Dilution Factor : 50.00
Injection Number : 17
Data File Name : c:\peaknet\data\021219\021219_017.DXD
Method File Name : c:\peaknet\method\anions021218.met
Schedule File Name : c:\peaknet\schedule\19dec02.sch

Date Time Collected : 12/19/02 4:48:52 PM
System Name : Dx-500
Detector Name : Conductivity Detector
Column Type : AS14-#13535 AG14-#15177
System Operator : rss

010206

Peak Information : All Components

Pk. Num	Ret Time	Component Name	Concentration (ppm)	Height	Area	Bl. Code	%Delta
1	4.28	CHLORIDE	722.303	272102	2333965	1	-0.62
1	4.28	CHLORIDE	722.303	272102	2333965	1	-0.62
		NITRITE-N					
		BROMIDE					
		NITRATE-N					
		PHOSPHATE-P					
		SULFATE					
			---total(s)---				
	0.00		1444.606		4667931		

216263

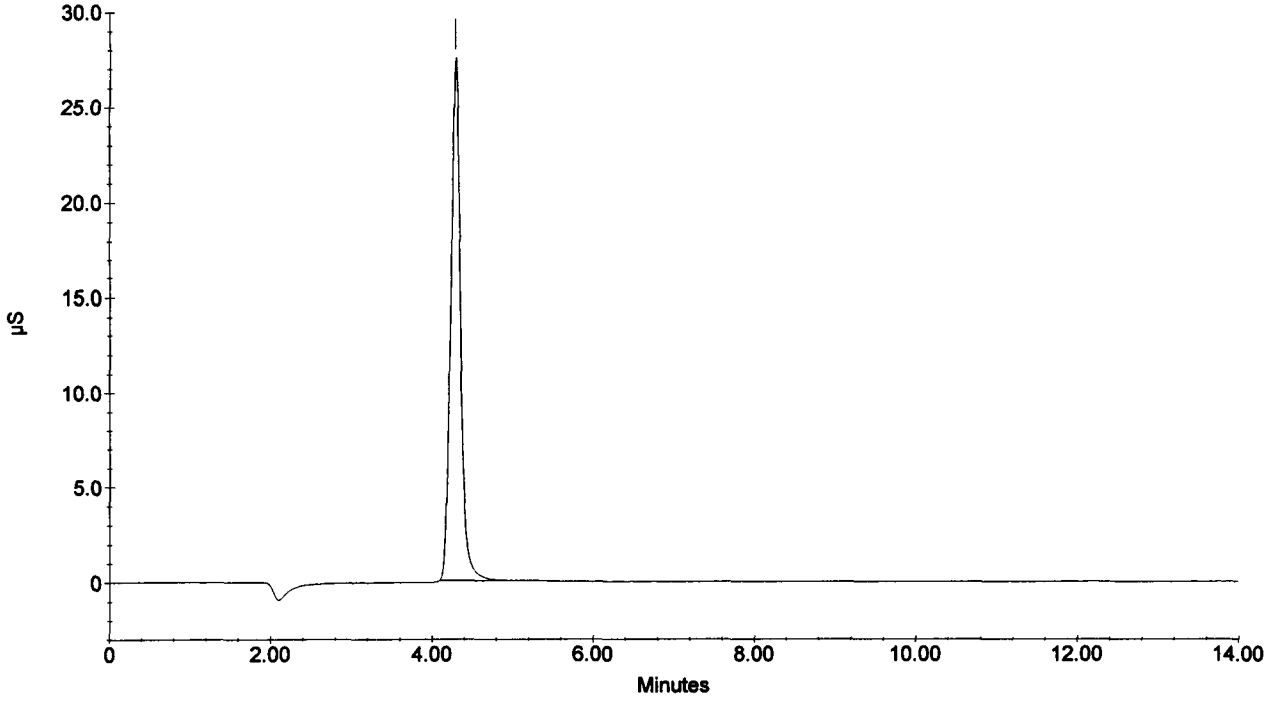

Sample Name : 216264
Dilution Factor : 50.00
Injection Number : 18
Data File Name : c:\peaknet\data\021219\021219_018.DXD
Method File Name : c:\peaknet\method\anions021218.met
Schedule File Name : c:\peaknet\schedule\19dec02.sch

Date Time Collected : 12/19/02 5:05:33 PM
System Name : Dx-500
Detector Name : Conductivity Detector
Column Type : AS14-#13535 AG14-#15177
System Operator : rss

010207

Peak Information : All Components

Pk. Num	Ret Time	Component Name	Concentration (ppm)	Height	Area	Bl. Code	%Delta
1	3.05	FLUORIDE	0.092	79	402	1	0.00
2	4.29	CHLORIDE	844.751	322871	2792900	1	-0.31
		NITRITE-N					
		BROMIDE					
		NITRATE-N					
		PHOSPHATE-P					
		SULFATE					
			---total(s)---				
	0.00		844.842		2793302		

216264

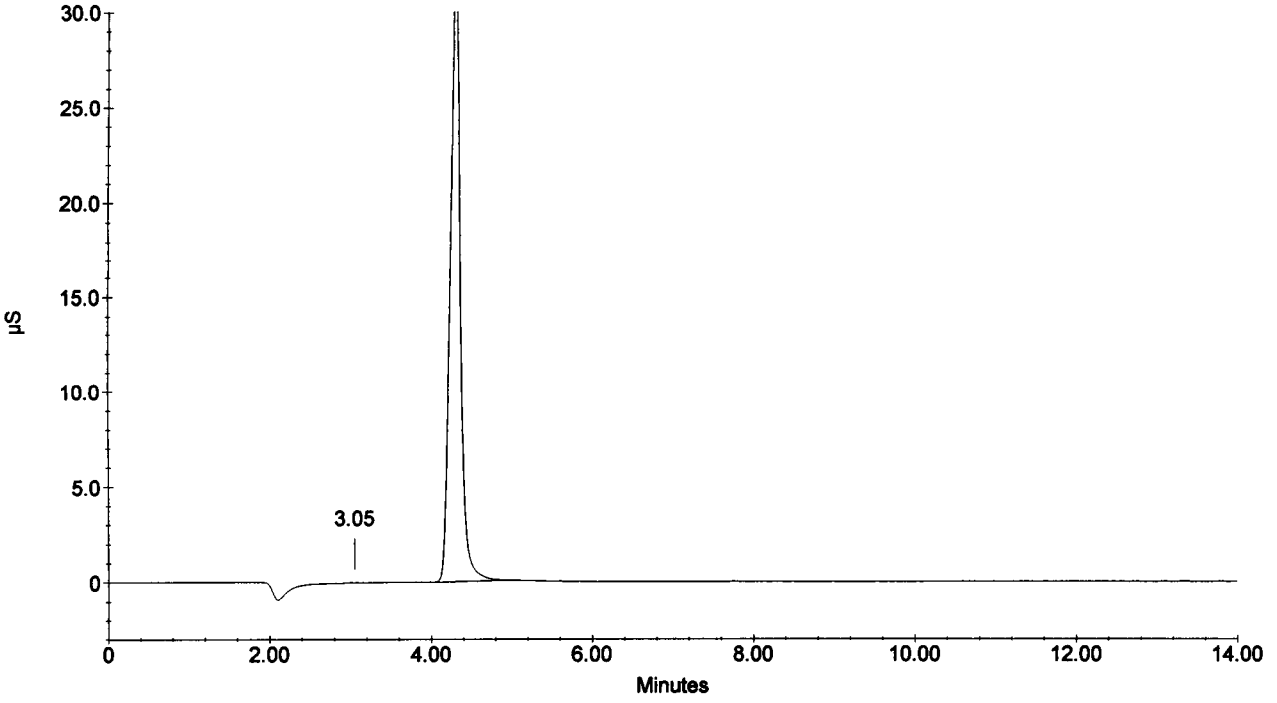

Sample Name : 216265
Dilution Factor : 50.00
Injection Number : 19
Data File Name : c:\peaknet\data\021219\021219_019.DXD
Method File Name : c:\peaknet\method\anions021218.met
Schedule File Name : c:\peaknet\schedule\19dec02.sch

Date Time Collected : 12/19/02 5:22:14 PM
System Name : Dx-500
Detector Name : Conductivity Detector
Column Type : AS14-#13535 AG14-#15177
System Operator : rss

010208

Peak Information : All Components

Pk. Num	Ret Time	Component Name	Concentration (ppm)	Height	Area	Bl. Code	%Delta
1	3.77		0.000	95	1212	1	
2	4.28	CHLORIDE	744.899	274595	2416872	1	-0.62
		NITRITE-N					
		BROMIDE					
		NITRATE-N					
		PHOSPHATE-P					
		SULFATE					
			---total(s)---				
	0.00		744.899		2418084		

216265

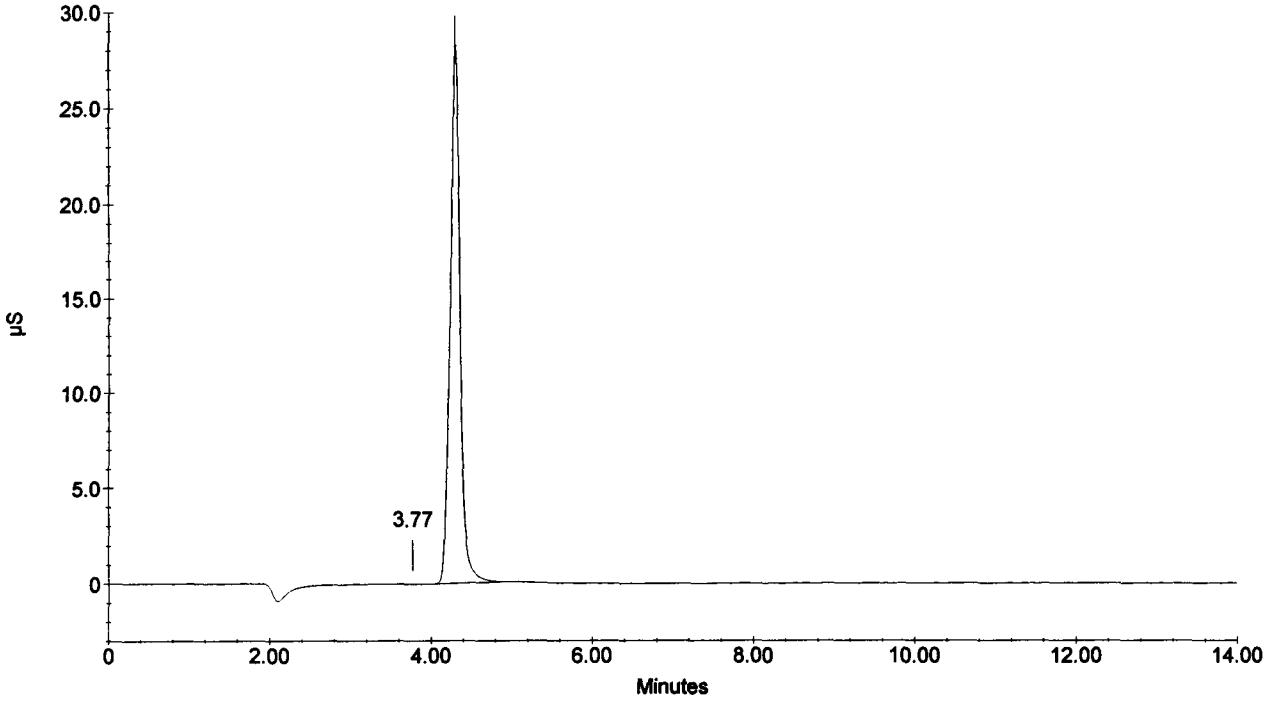

Sample Name : 216266
Dilution Factor : 50.00
Injection Number : 20
Data File Name : c:\peaknet\data\021219\021219_020.DXD
Method File Name : c:\peaknet\method\anions021218.met
Schedule File Name : c:\peaknet\schedule\19dec02.sch

Date Time Collected : 12/19/02 5:38:54 PM
System Name : Dx-500
Detector Name : Conductivity Detector
Column Type : AS14-#13535 AG14-#15177
System Operator : rss

010209

Peak Information : All Components

Pk. Num	Ret Time	Component Name	Concentration (ppm)	Height	Area	Bl. Code	%Delta
1	3.06	FLUORIDE	0.176	120	774	1	0.44
2	4.29	CHLORIDE	745.178	278014	2417901	1	-0.31
		NITRITE-N					
		BROMIDE					
3	7.78	NITRATE-N	0.457	233	3472	1	5.80
		PHOSPHATE-P					
		SULFATE					
			---total(s)---				
	0.00		745.811		2422147		

216266

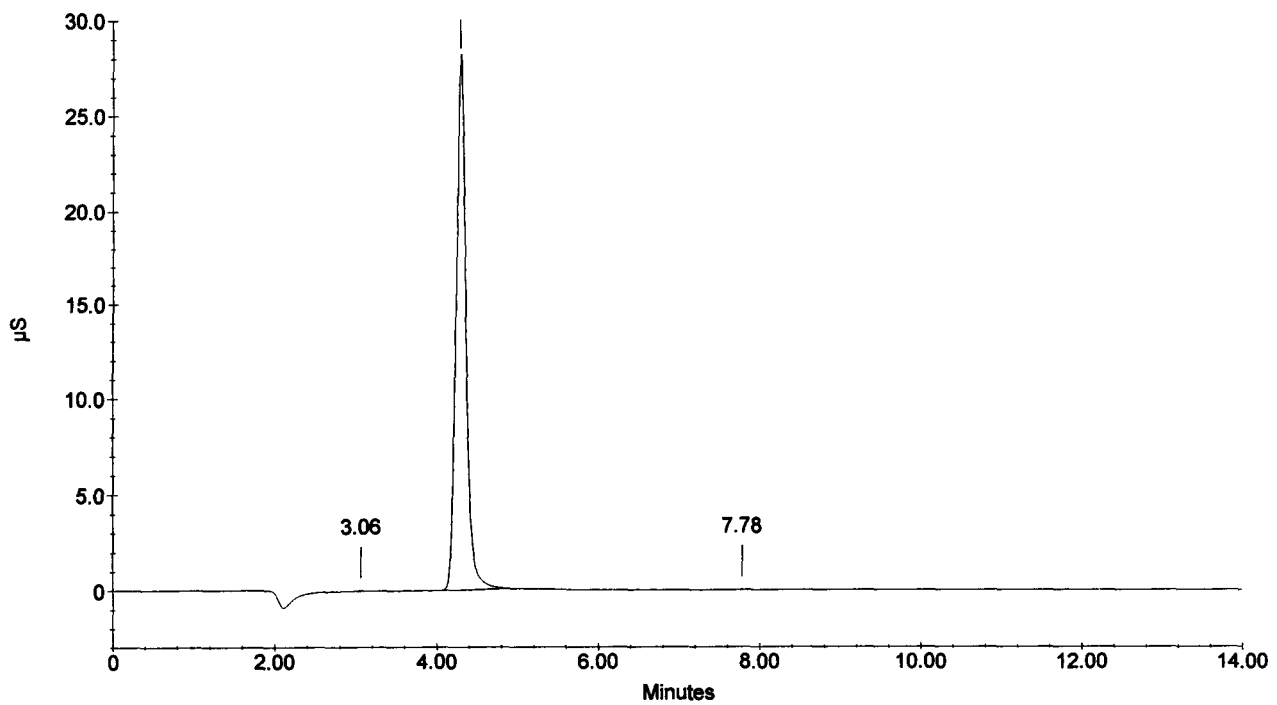

Sample Name : 216267
Dilution Factor : 50.00
Injection Number : 21
Data File Name : c:\peaknet\data\021219\021219_021.DXD
Method File Name : c:\peaknet\method\anions021218.met
Schedule File Name : c:\peaknet\schedule\19dec02.sch

Date Time Collected : 12/19/02 5:55:36 PM
System Name : Dx-500
Detector Name : Conductivity Detector
Column Type : AS14-#13535 AG14-#15177
System Operator : rss

010210

Peak Information : All Components

Pk. Num	Ret Time	Component Name	Concentration (ppm)	Height	Area	Bl. Code	%Delta
1	4.28	CHLORIDE	746.649	279457	2423324	1	-0.62
1	4.28	CHLORIDE	746.649	279457	2423324	1	-0.62
		NITRITE-N					
		BROMIDE					
		NITRATE-N					
		PHOSPHATE-P					
		SULFATE					
			—total(s)—				
	0.00		1493.298		4846648		

216267

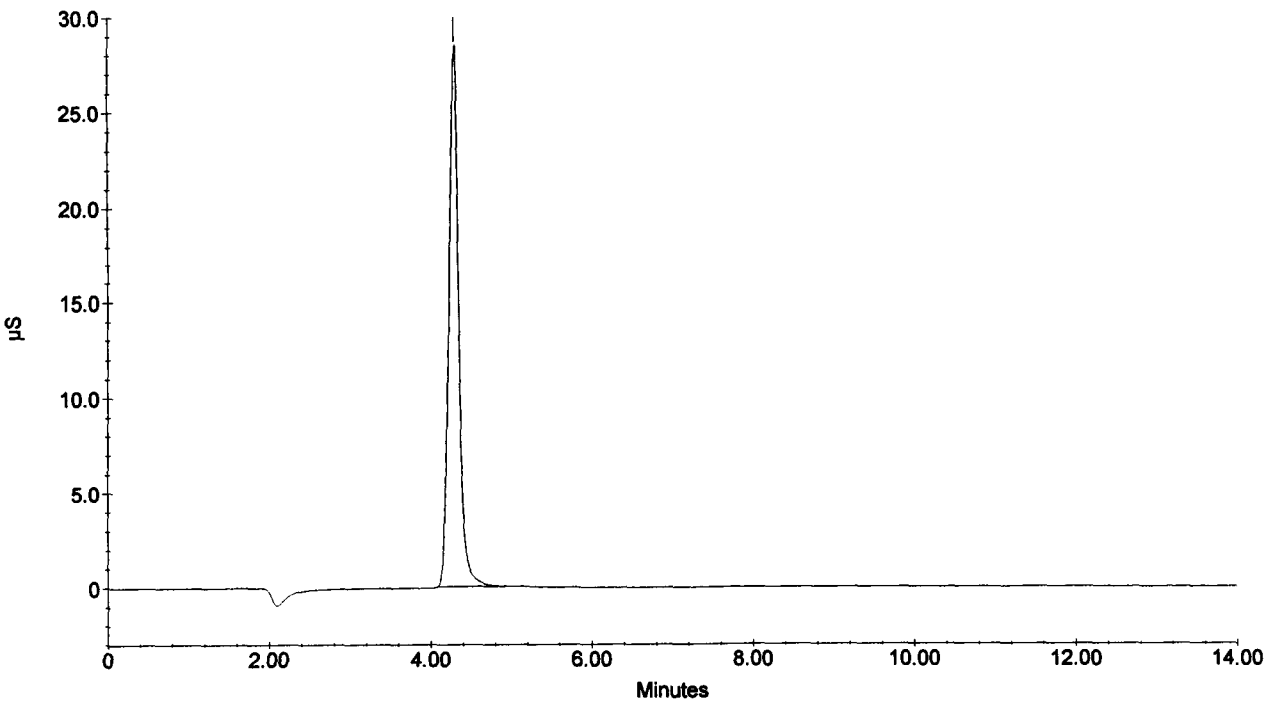

Sample Name : 216268
Dilution Factor : 50.00
Injection Number : 22
Data File Name : c:\peaknet\data\021219\021219_022.DXD
Method File Name : c:\peaknet\method\anions021218.met
Schedule File Name : c:\peaknet\schedule\19dec02.sch

Date Time Collected : 12/19/02 6:12:15 PM
System Name : Dx-500
Detector Name : Conductivity Detector
Column Type : AS14-#13535 AG14-#15177
System Operator : rss

010211

Peak Information : All Components

Pk. Num	Ret Time	Component Name	Concentration (ppm)	Height	Area	Bl. Code	%Delta
1	4.29	CHLORIDE	758.585	288987	2467465	1	-0.31
1	4.29	CHLORIDE	758.585	288987	2467465	1	-0.31
		NITRITE-N					
		BROMIDE					
		NITRATE-N					
		PHOSPHATE-P					
		SULFATE					
			—total(s)—				
	0.00		1517.171		4934931		

216268

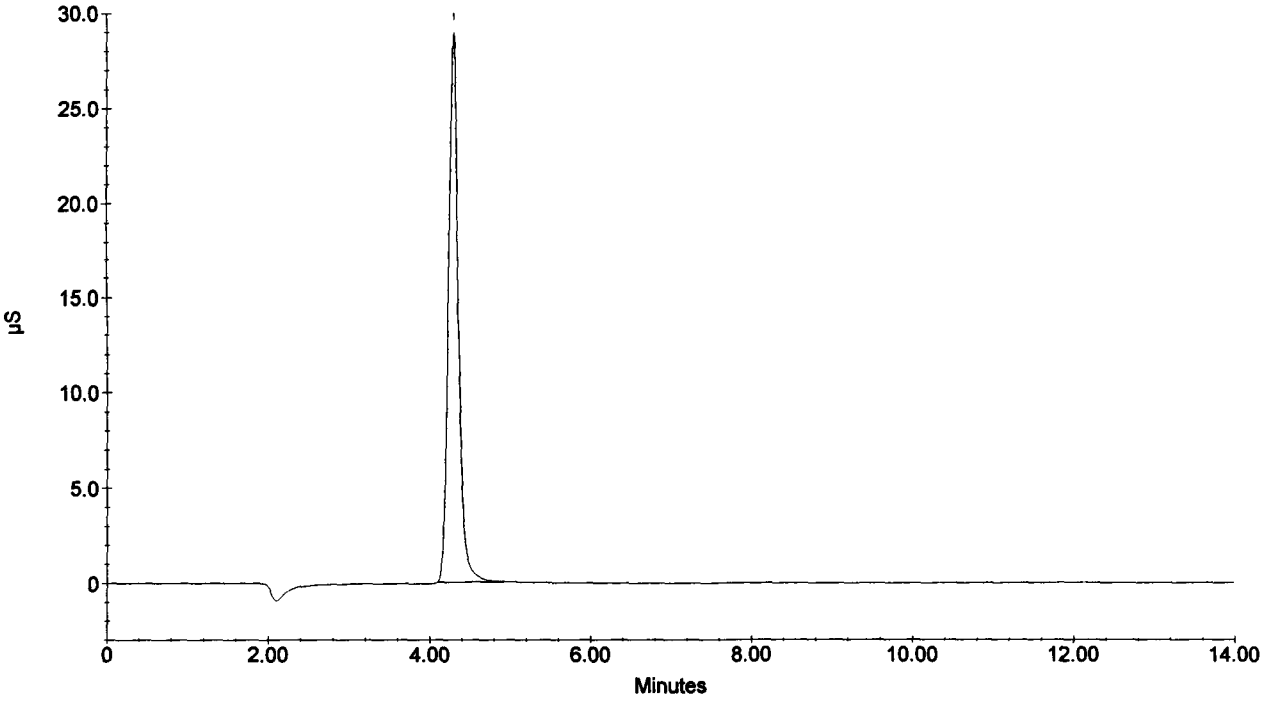

Sample Name : 216269
Dilution Factor : 50.00
Injection Number : 23
Data File Name : c:\peaknet\data\021219\021219_023.DXD
Method File Name : c:\peaknet\method\anions021218.met
Schedule File Name : c:\peaknet\schedule\19dec02.sch

Date Time Collected : 12/19/02 6:28:55 PM
System Name : Dx-500
Detector Name : Conductivity Detector
Column Type : AS14-#13535 AG14-#15177
System Operator : rss

010212

Peak Information : All Components

Pk. Num	Ret Time	Component Name	Concentration (ppm)	Height	Area	Bl. Code	%Delta
1	3.08	FLUORIDE	0.358	181	1576	1	0.87
2	4.29	CHLORIDE	781.379	297252	2552374	1	-0.31
		NITRITE-N					
		BROMIDE					
		NITRATE-N					
		PHOSPHATE-P					
		SULFATE					
			---total(s)---				
	0.00		781.737		2553950		

216269

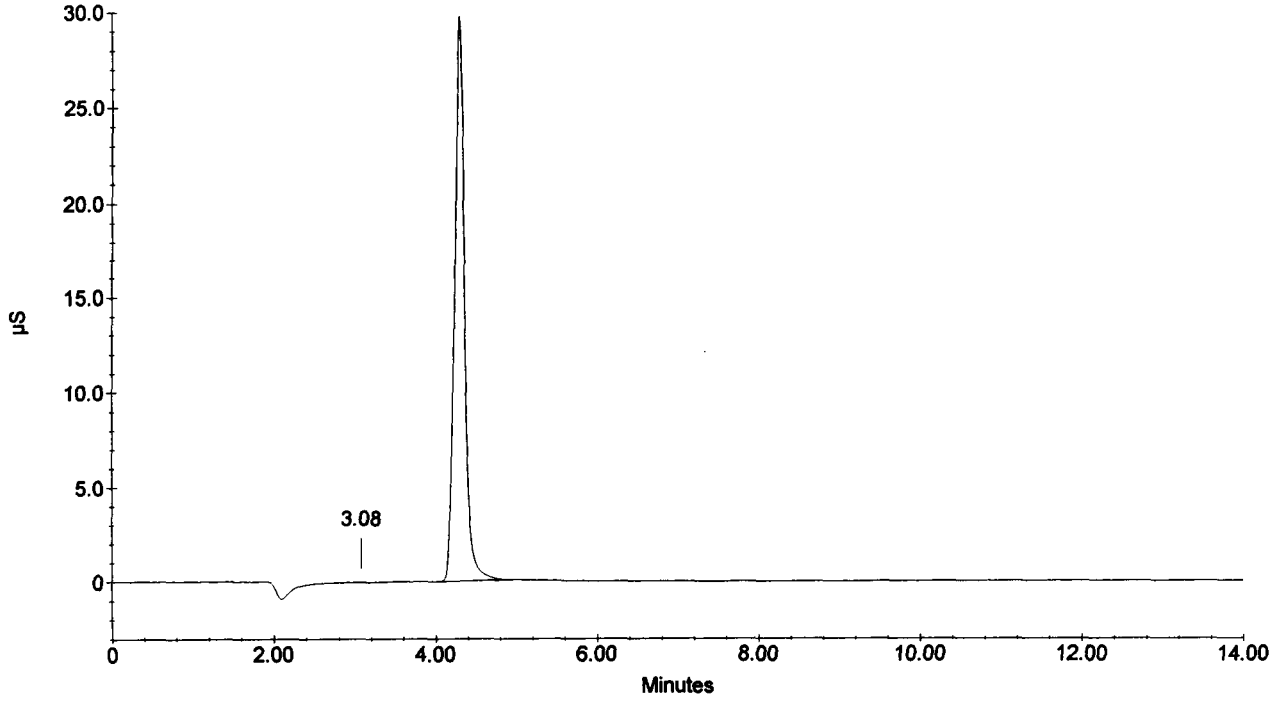

Sample Name : 216270
Dilution Factor : 50.00
Injection Number : 24
Data File Name : c:\peaknet\data\021219\021219_024.DXD
Method File Name : c:\peaknet\method\anions021218.met
Schedule File Name : c:\peaknet\schedule\19dec02.sch

Date Time Collected : 12/19/02 6:45:35 PM
System Name : Dx-500
Detector Name : Conductivity Detector
Column Type : AS14-#13535 AG14-#15177
System Operator : rss

010213

Peak Information : All Components

Pk. Num	Ret Time	Component Name	Concentration (ppm)	Height	Area	Bl. Code	%Delta
1	3.04	FLUORIDE	0.956	615	4202	1	-0.44
2	4.29	CHLORIDE	785.475	294610	2567721	1	-0.31
		NITRITE-N					
		BROMIDE					
3	7.69	NITRATE-N	11.814	5419	89936	1	4.53
		PHOSPHATE-P					
4	11.86	SULFATE	1.554	214	3178	1	-1.66
	0.00		---total(s)--- 799.799		2665037		

216270

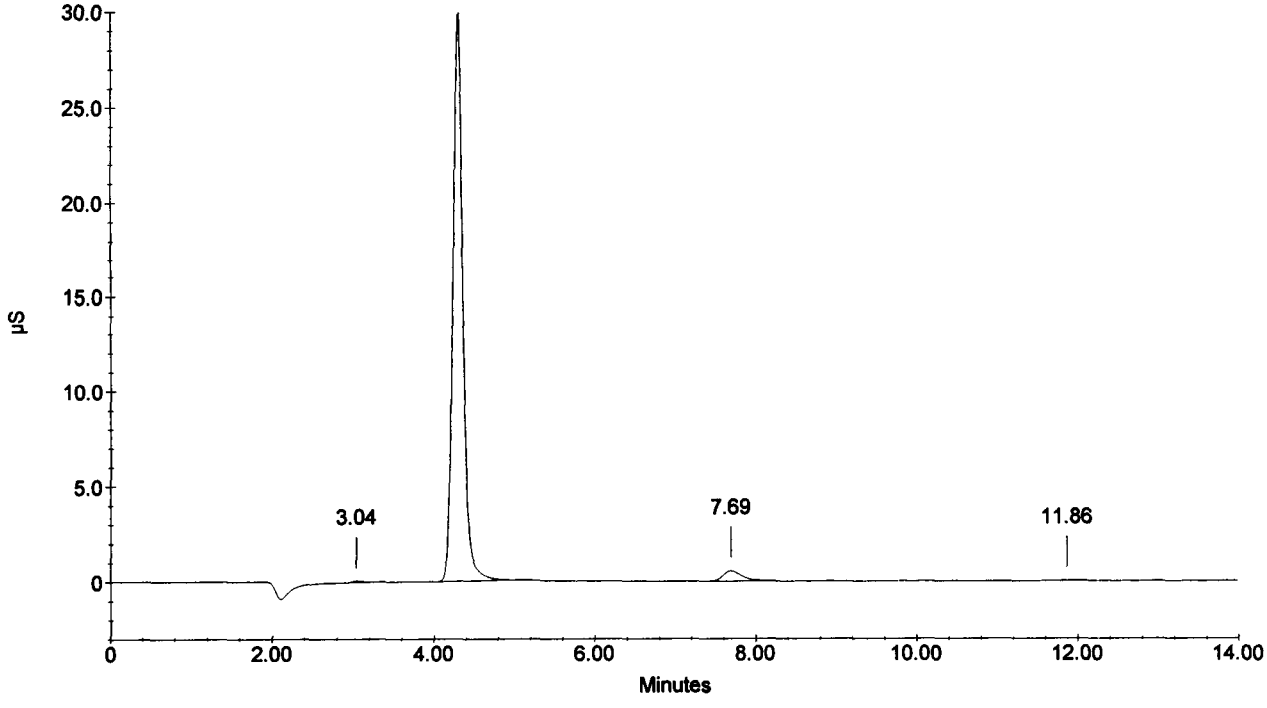

Sample Name : CCV
Dilution Factor : 20.00
Injection Number : 25
Data File Name : c:\peaknet\data\021219\021219_025.DXD
Method File Name : c:\peaknet\method\anions021218.met
Schedule File Name : c:\peaknet\schedule\19dec02.sch

Date Time Collected : 12/19/02 7:02:16 PM
System Name : Dx-500
Detector Name : Conductivity Detector
Column Type : AS14-#13535 AG14-#15177
System Operator : rss

010214

Peak Information : All Components

Pk. Num	Ret Time	Component Name	Concentration (ppm)	Height	Area	Bl. Code	%Delta
1	3.01	FLUORIDE	95.893	134908	1070775	2	-1.31
2	4.26	CHLORIDE	203.418	177966	1584640	2	-0.93
3	5.13	NITRITE-N	96.929	123949	1576561	2	-1.03
4	6.42	BROMIDE	391.149	101444	1339111	2	-0.21
5	7.50	NITRATE-N	85.534	101897	1679366	2	1.99
6	9.85	PHOSPHATE-P	190.872	54334	1241075	1	-1.86
7	11.77	SULFATE	396.394	87418	2202072	1	-2.43
			—total(s)—				
	0.00		1460.189		10693600		

CCV

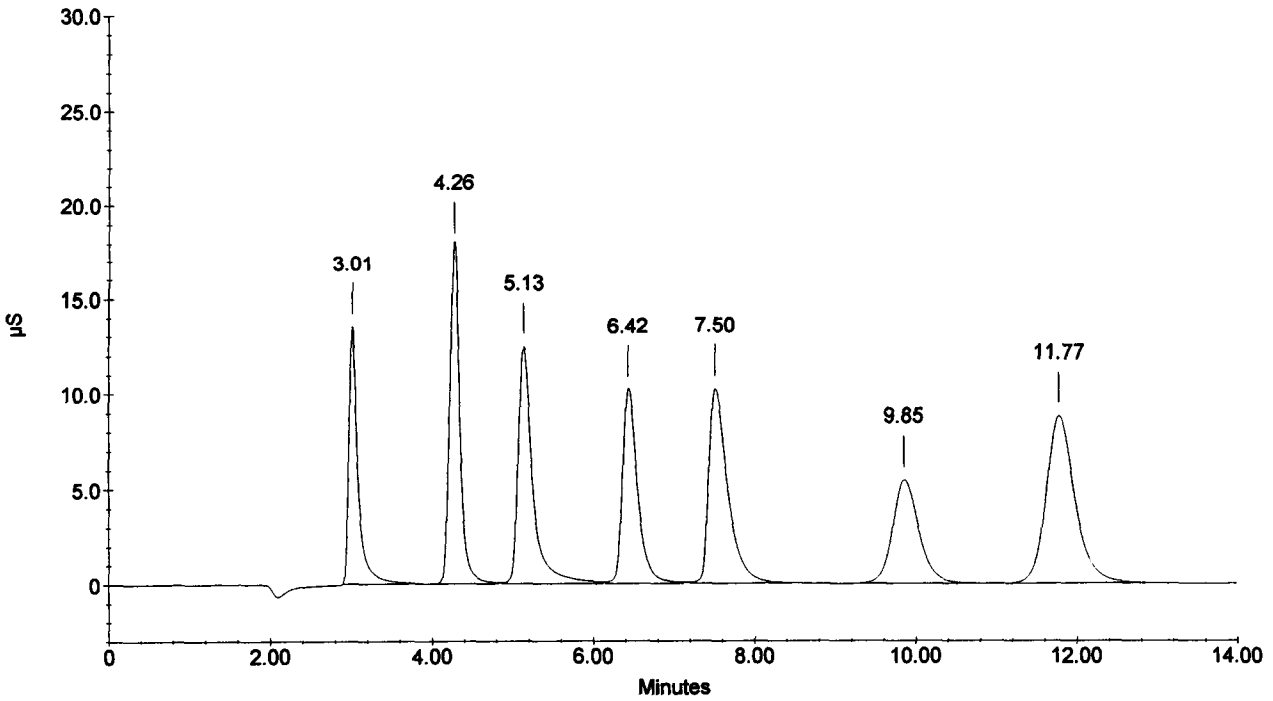

Sample Name : CCB
Dilution Factor : 1.00
Injection Number : 26
Data File Name : c:\peaknet\data\021219\021219_026.DXD
Method File Name : c:\peaknet\method\anions021218.met
Schedule File Name : c:\peaknet\schedule\19dec02.sch

Date Time Collected : 12/19/02 7:18:58 PM
System Name : Dx-500
Detector Name : Conductivity Detector
Column Type : AS14-#13535 AG14-#15177
System Operator : rss

010215

Peak Information : All Components

Pk. Num	Ret Time	Component Name	Concentration (ppm)	Height	Area	Bl. Code	%Delta
1	3.37		0.000	19	352	1	
		CHLORIDE					
		NITRITE-N					
		BROMIDE					
2	7.77	NITRATE-N	0.009	238	3395	1	5.62
		PHOSPHATE-P					
		SULFATE					
			---total(s)---				
	0.00		0.009		3747		

CCB

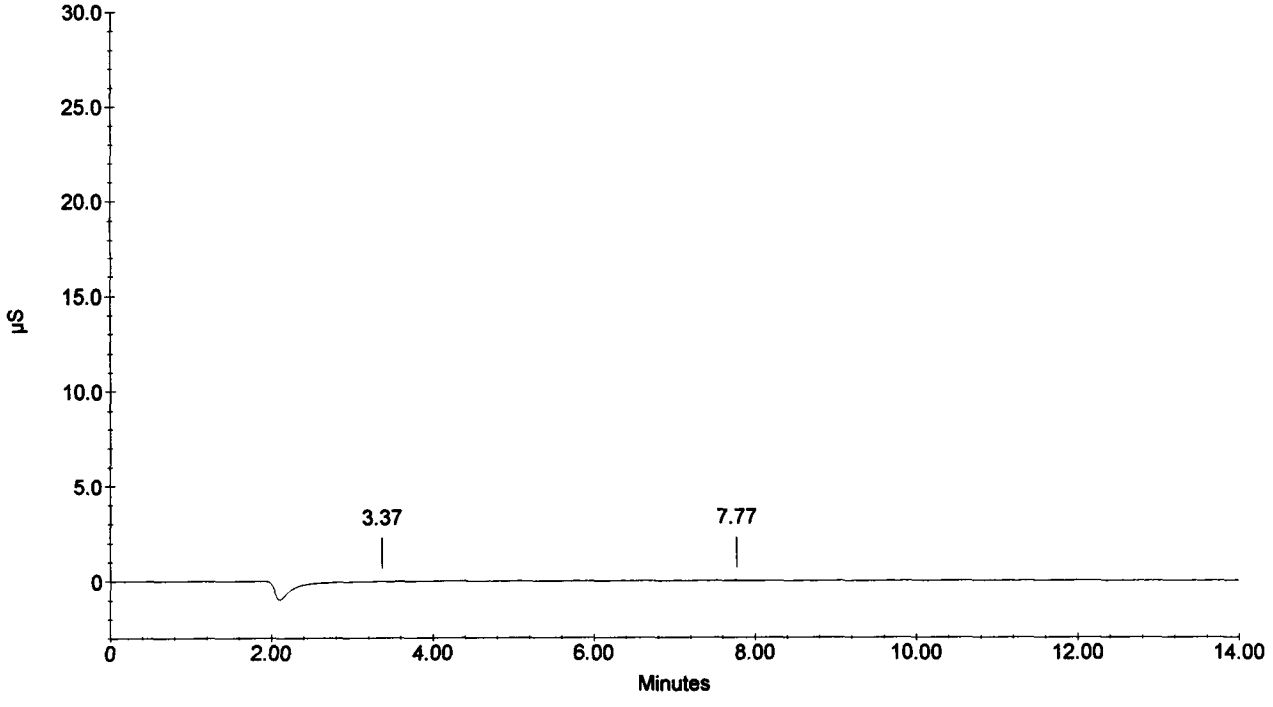

Sample Name : 216271
Dilution Factor : 50.00
Injection Number : 27
Data File Name : c:\peaknet\data\021219\021219_027.DXD
Method File Name : c:\peaknet\method\anions021218.met
Schedule File Name : c:\peaknet\schedule\19dec02.sch

Date Time Collected : 12/19/02 7:35:37 PM
System Name : Dx-500
Detector Name : Conductivity Detector
Column Type : AS14-#13535 AG14-#15177
System Operator : rss

010216

Peak Information : All Components

Pk. Num	Ret Time	Component Name	Concentration (ppm)	Height	Area	Bl. Code	%Delta
1	3.06		0.000	82	153	1	
2	4.29	CHLORIDE	801.019 ✓	302177	2626204	1	-0.31
		NITRITE-N					
		BROMIDE					
		NITRATE-N					
		PHOSPHATE-P					
		SULFATE					
	0.00		—total(s)— 801.019		2626357		

216271

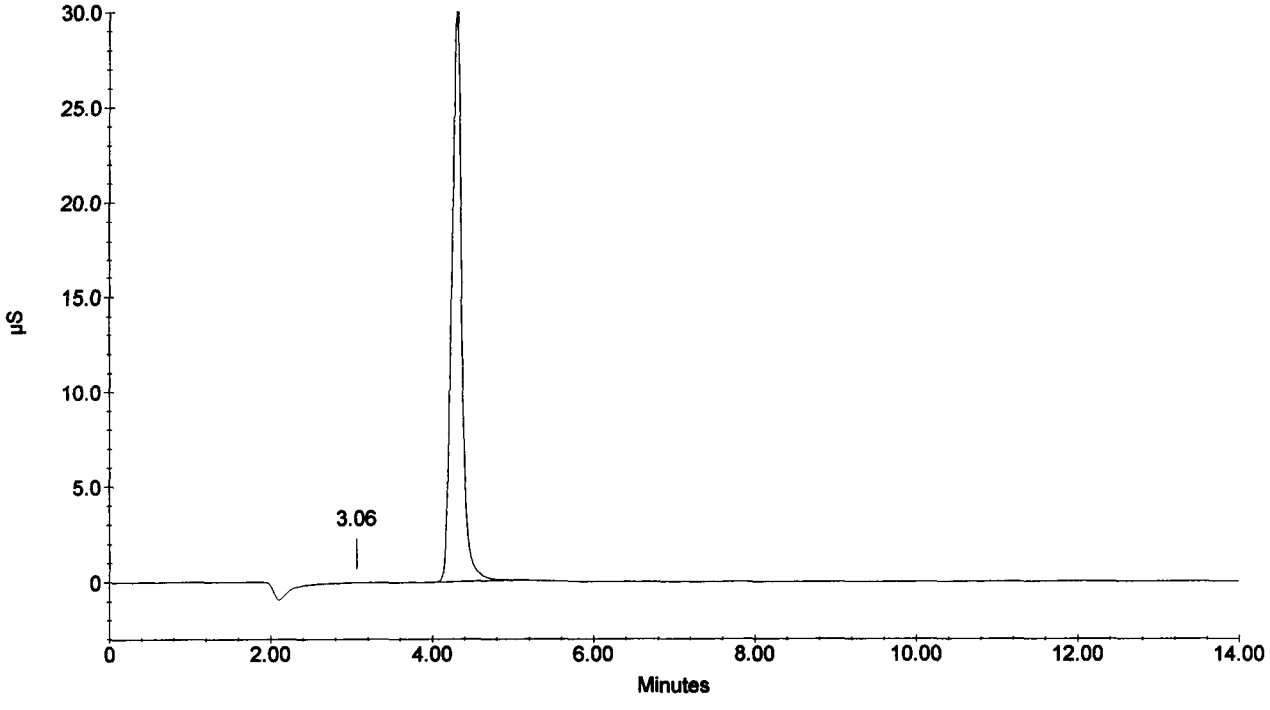

010217

Sample Name : 216272
Dilution Factor : 50.00
Injection Number : 28
Data File Name : c:\peaknet\data\021219\021219_028.DXD
Method File Name : c:\peaknet\method\anions021218.met
Schedule File Name : c:\peaknet\schedule\19dec02.sch

Date Time Collected : 12/19/02 7:52:18 PM
System Name : Dx-500
Detector Name : Conductivity Detector
Column Type : AS14-#13535 AG14-#15177
System Operator : rss

Peak Information : All Components

Pk. Num	Ret Time	Component Name	Concentration (ppm)	Height	Area	Bl. Code	%Delta
1	4.29	CHLORIDE	819.282	306528	2695424	1	-0.31
1	4.29	CHLORIDE	819.282	306528	2695424	1	-0.31
		NITRITE-N					
		BROMIDE					
		NITRATE-N					
		PHOSPHATE-P					
		SULFATE					
			---total(s)---				
	0.00		1638.563		5390849		

216272

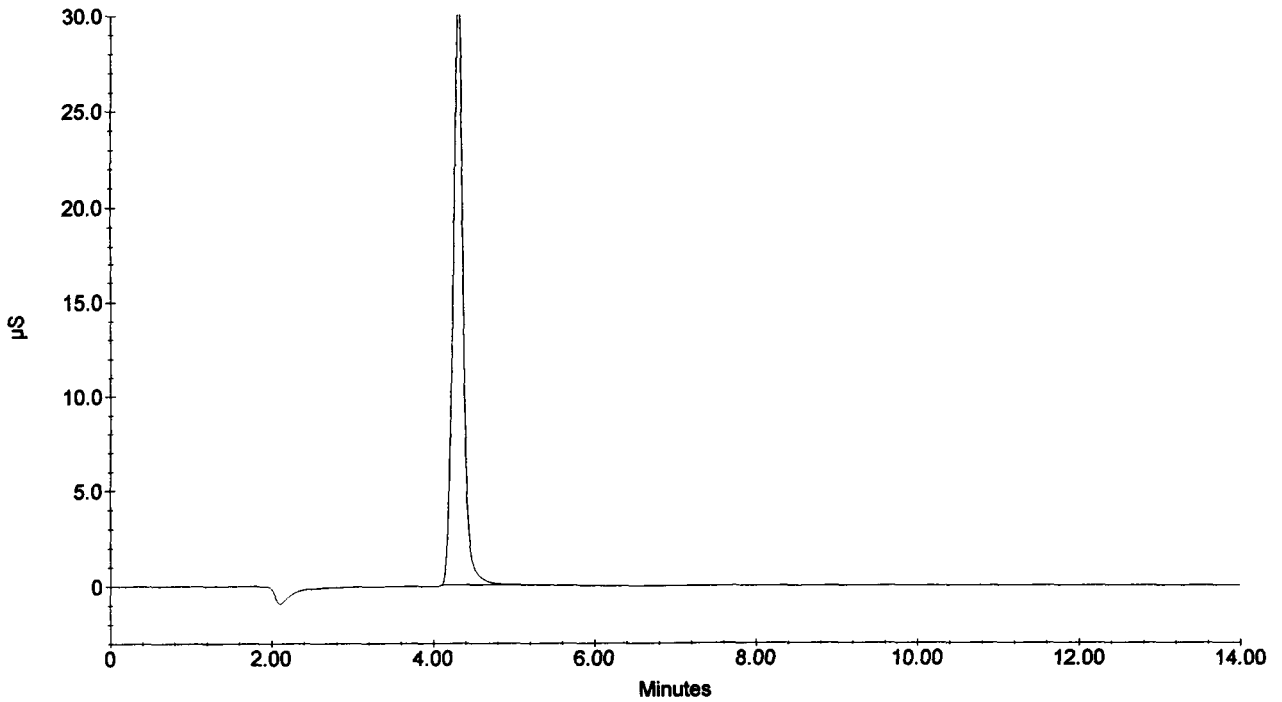

Sample Name : 216273
Dilution Factor : 50.00
Injection Number : 29
Data File Name : c:\peaknet\data\021219\021219_029.DXD
Method File Name : c:\peaknet\method\anions021218.met
Schedule File Name : c:\peaknet\schedule\19dec02.sch

Date Time Collected : 12/19/02 8:08:58 PM
System Name : Dx-500
Detector Name : Conductivity Detector
Column Type : AS14-#13535 AG14-#15177
System Operator : rss

Peak Information : All Components

Pk. Num	Ret Time	Component Name	Concentration (ppm)	Height	Area	Bl. Code	%Delta
1	4.28	CHLORIDE	713.107	263783	2300445	1	-0.62
1	4.28	CHLORIDE	713.107	263783	2300445	1	-0.62
		NITRITE-N					
		BROMIDE					
		NITRATE-N					
		PHOSPHATE-P					
		SULFATE					
			---total(s)---				
	0.00		1426.214		4600890		

216273

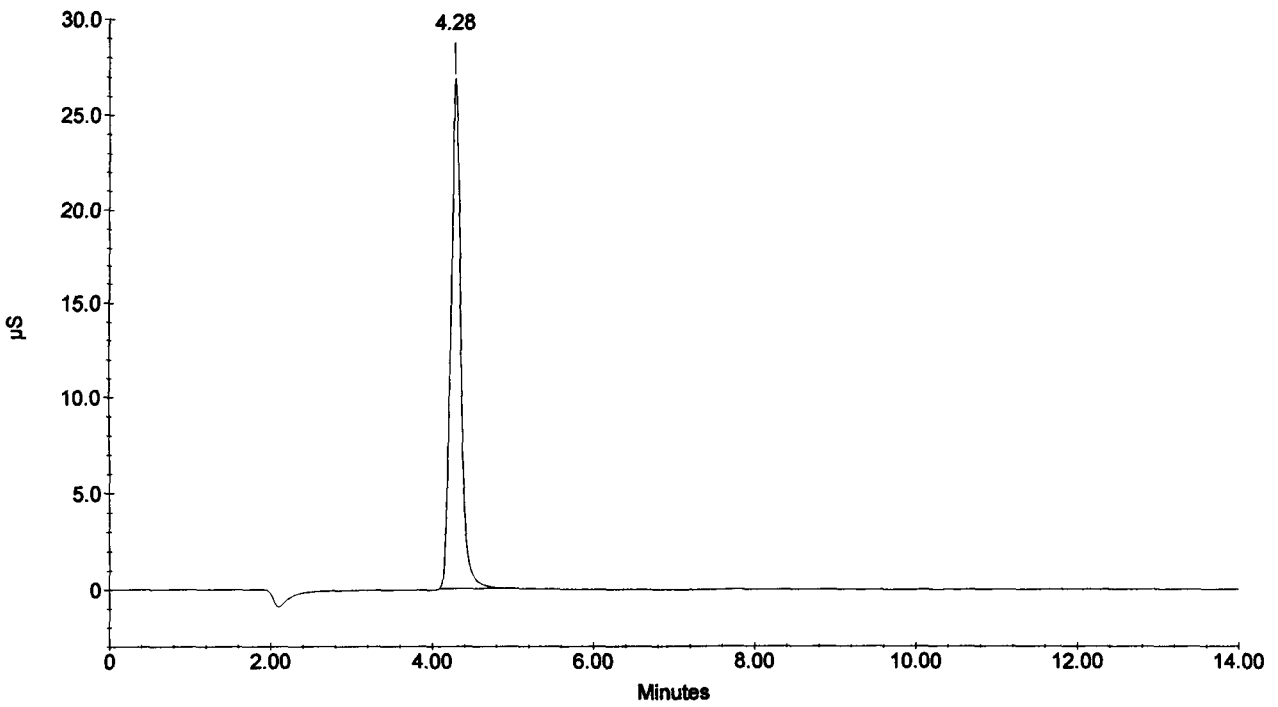

Sample Name : 216273D
Dilution Factor : 50.00
Injection Number : 30
Data File Name : c:\peaknet\data\021219\021219_030.DXD
Method File Name : c:\peaknet\method\anions021218.met
Schedule File Name : c:\peaknet\schedule\19dec02.sch

Date Time Collected : 12/19/02 8:25:40 PM
System Name : Dx-500
Detector Name : Conductivity Detector
Column Type : AS14-#13535 AG14-#15177
System Operator : rss

010219

Peak Information : All Components

Pk. Num	Ret Time	Component Name	Concentration (ppm)	Height	Area	Bl. Code	%Delta
1	4.28	CHLORIDE	713.025	263921	2300147	1	-0.62
1	4.28	CHLORIDE	713.025	263921	2300147	1	-0.62
		NITRITE-N					
		BROMIDE					
		NITRATE-N					
		PHOSPHATE-P					
2	11.86	SULFATE	16.485	1452	33745	1	-1.66
			---total(s)---				
	0.00		1442.535		4634039		

216273D

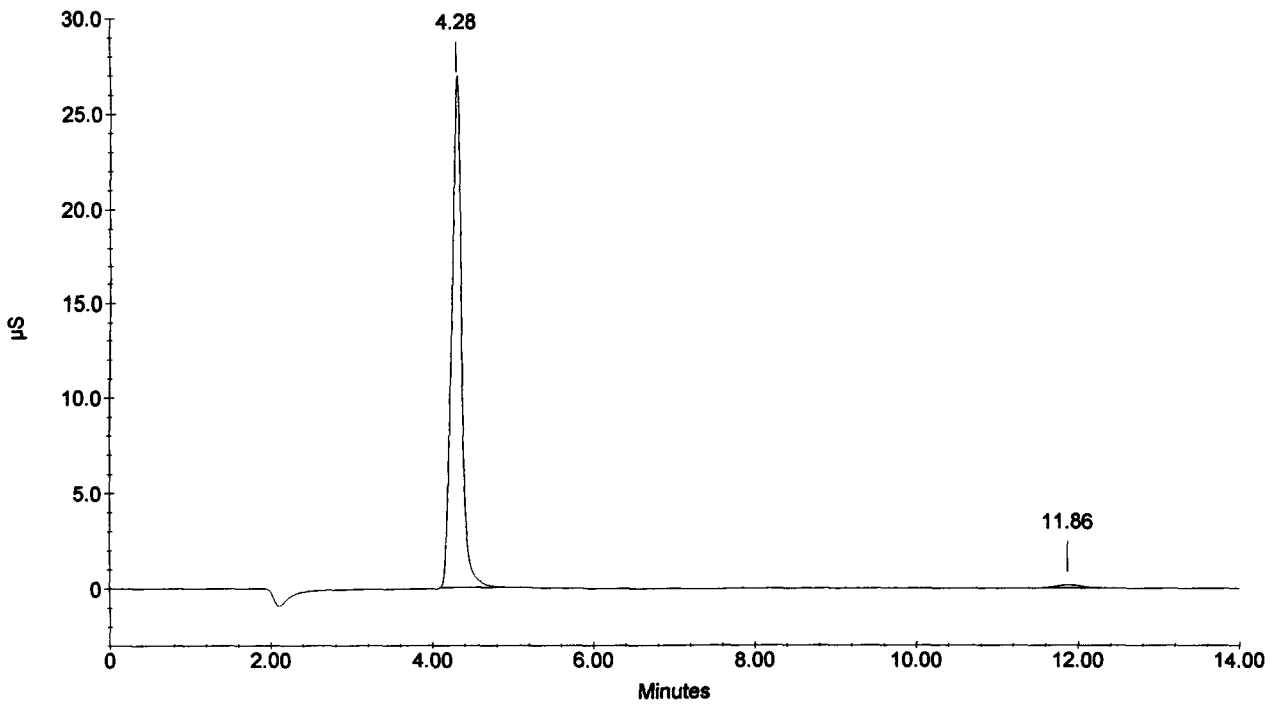

Sample Name : 216273S
Dilution Factor : 50.00
Injection Number : 31
Data File Name : c:\peaknet\data\021219\021219_031.DXD
Method File Name : c:\peaknet\method\anions021218.met
Schedule File Name : c:\peaknet\schedule\19dec02.sch

Date Time Collected : 12/19/02 8:42:21 PM
System Name : Dx-500
Detector Name : Conductivity Detector
Column Type : AS14-#13535 AG14-#15177
System Operator : rss

010220

Peak Information : All Components

Pk. Num	Ret Time	Component Name	Concentration (ppm)	Height	Area	Bl. Code	%Delta
1	3.00	FLUORIDE	40.369	21421	177912	1	-1.75
2	4.28	CHLORIDE	810.977 ✓	299961	2663881	2	-0.62
3	5.14	NITRITE-N	46.868 ✓	21013	300069	2	-0.77
4	6.48	BROMIDE	189.109	17159	235684	2	0.62
5	7.62	NITRATE-N	38.295	17550	292661	1	3.62
6	9.89	PHOSPHATE-P	89.273	9341	214868	1	-1.46
7	11.81	SULFATE	190.225	15041	394569	1	-2.10
	0.00		—total(s)— 1405.116		4279644		

216273S

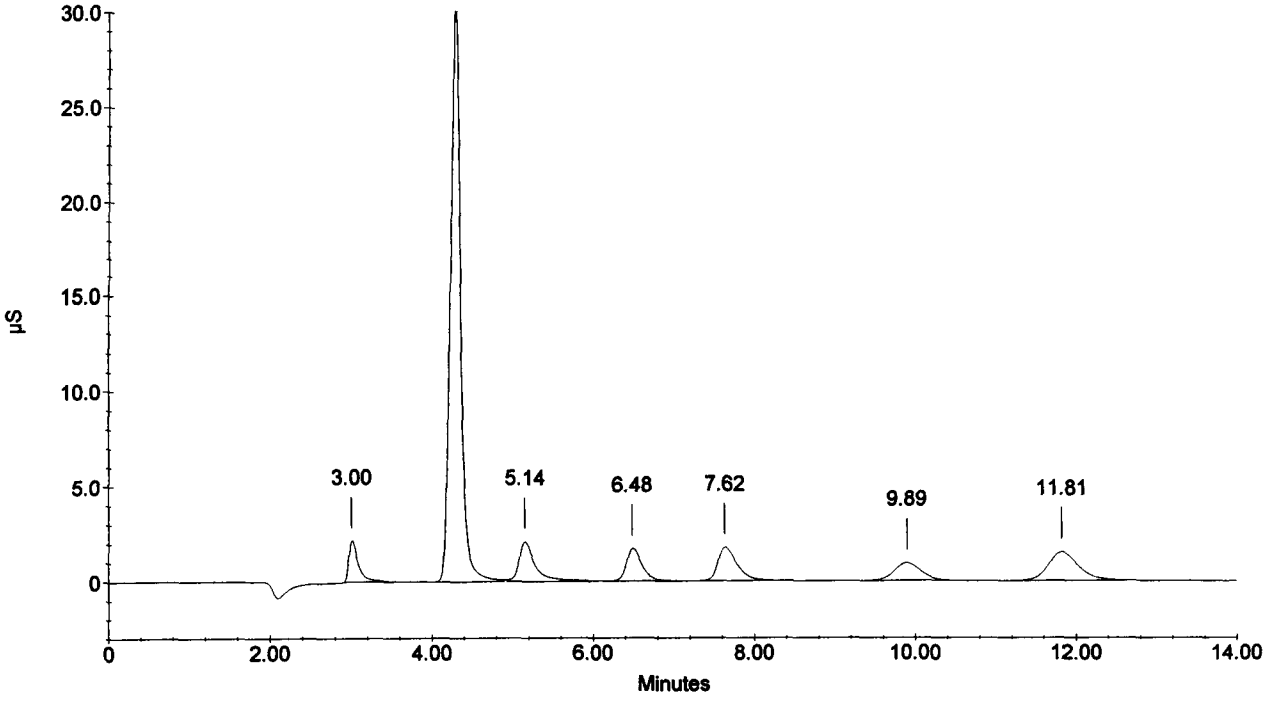

Sample Name : 216274
Dilution Factor : 50.00
Injection Number : 32
Data File Name : c:\peaknet\data\021219\021219_032.DXD
Method File Name : c:\peaknet\method\anions021218.met
Schedule File Name : c:\peaknet\schedule\19dec02.sch

Date Time Collected : 12/19/02 8:59:03 PM
System Name : Dx-500
Detector Name : Conductivity Detector
Column Type : AS14-#13535 AG14-#15177
System Operator : rss

010221

Peak Information : All Components

Pk. Num	Ret Time	Component Name	Concentration (ppm)	Height	Area	Bl. Code	%Delta
1	4.29	CHLORIDE	815.247	305177	2680086	1	-0.31
1	4.29	CHLORIDE	815.247	305177	2680086	1	-0.31
		NITRITE-N					
		BROMIDE					
		NITRATE-N					
		PHOSPHATE-P					
		SULFATE					
			---total(s)---				
	0.00		1630.495		5360172		

216274

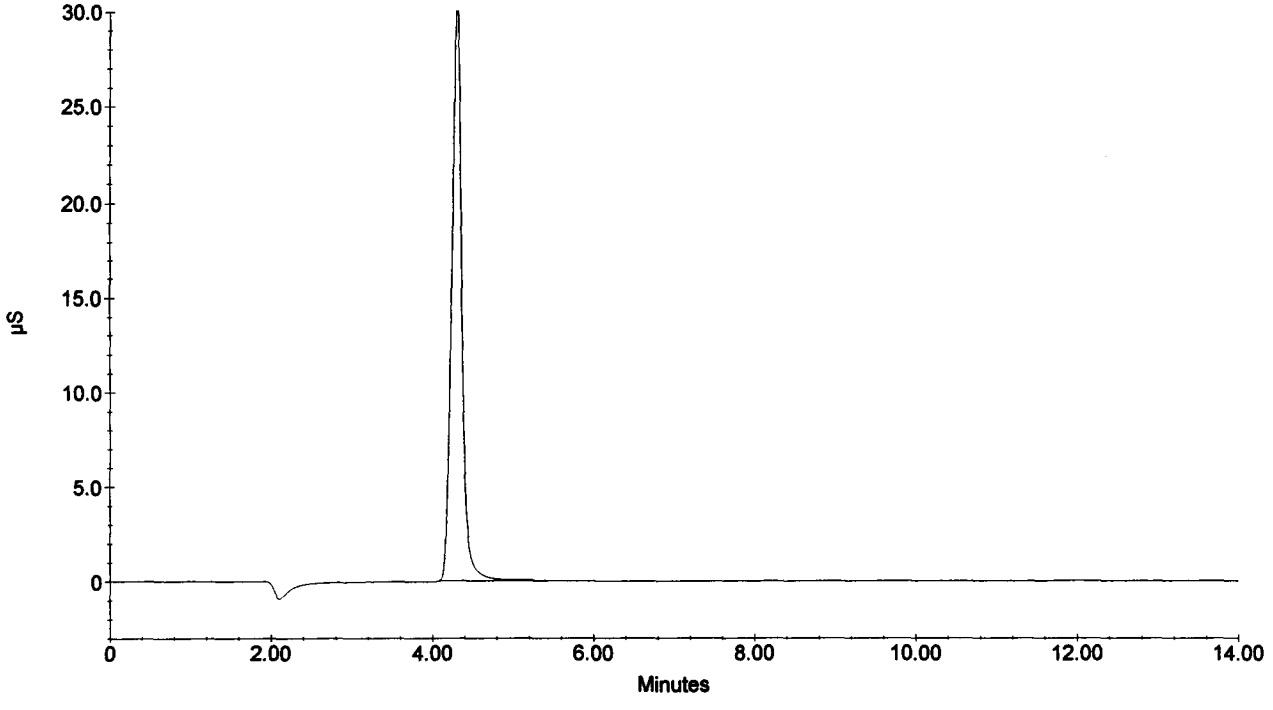

Sample Name : 216275
Dilution Factor : 50.00
Injection Number : 33
Data File Name : c:\peaknet\data\021219\021219_033.DXD
Method File Name : c:\peaknet\method\anions021218.met
Schedule File Name : c:\peaknet\schedule\19dec02.sch

Date Time Collected : 12/19/02 9:15:44 PM
System Name : Dx-500
Detector Name : Conductivity Detector
Column Type : AS14-#13535 AG14-#15177
System Operator : rss

010222

Peak Information : All Components

Pk. Num	Ret Time	Component Name	Concentration (ppm)	Height	Area	Bl. Code	%Delta
1	3.74		0.000	125	3421	1	
2	4.28	CHLORIDE	676.278	248186	2167429	1	-0.62
		NITRITE-N					
		BROMIDE					
		NITRATE-N					
		PHOSPHATE-P					
		SULFATE					
			—total(s)—				
	0.00		676.278		2170850		

216275

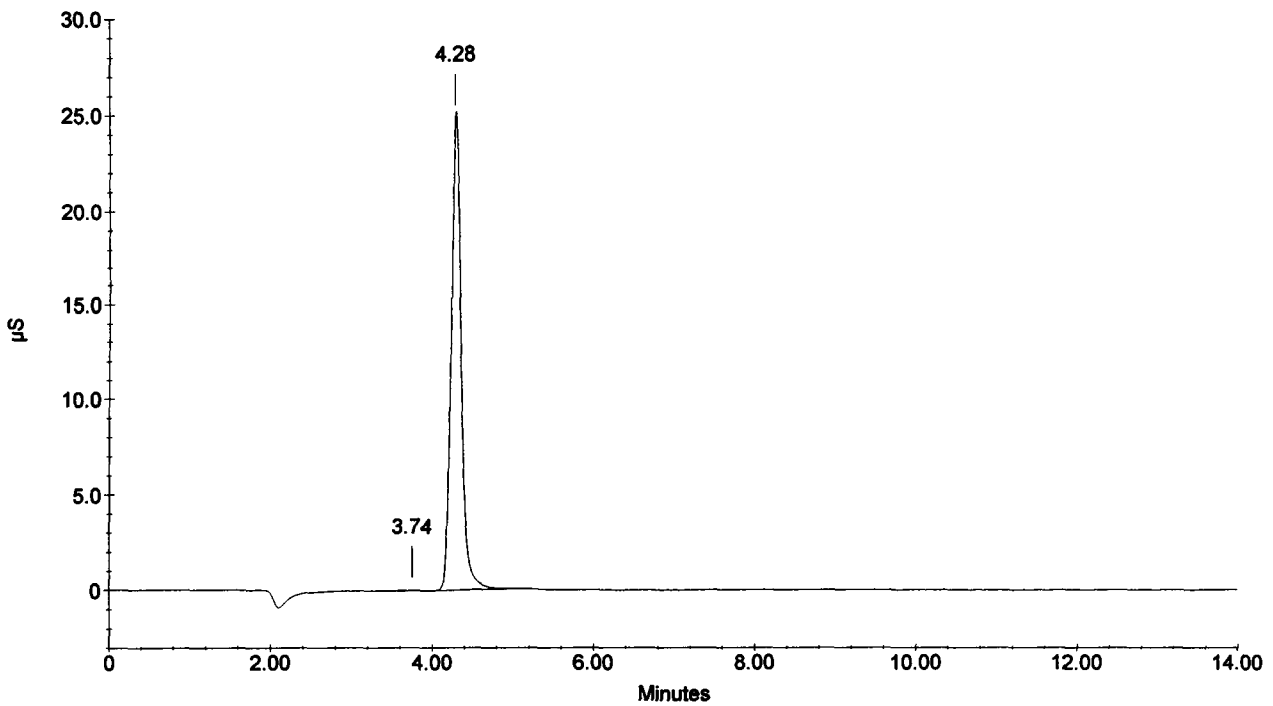

Sample Name : 216276
Dilution Factor : 50.00
Injection Number : 34
Data File Name : c:\peaknet\data\021219\021219_034.DXD
Method File Name : c:\peaknet\method\anions021218.met
Schedule File Name : c:\peaknet\schedule\19dec02.sch

Date Time Collected : 12/19/02 9:32:25 PM
System Name : Dx-500
Detector Name : Conductivity Detector
Column Type : AS14-#13535 AG14-#15177
System Operator : rss

010223

Peak Information : All Components

Pk. Num	Ret Time	Component Name	Concentration (ppm)	Height	Area	Bl. Code	%Delta
1	4.29	CHLORIDE	729.526	275466	2360385	1	-0.31
1	4.29	CHLORIDE	729.526	275466	2360385	1	-0.31
		NITRITE-N					
		BROMIDE					
		NITRATE-N					
		PHOSPHATE-P					
		SULFATE					
			---total(s)---				
	0.00		1459.053		4720770		

216276

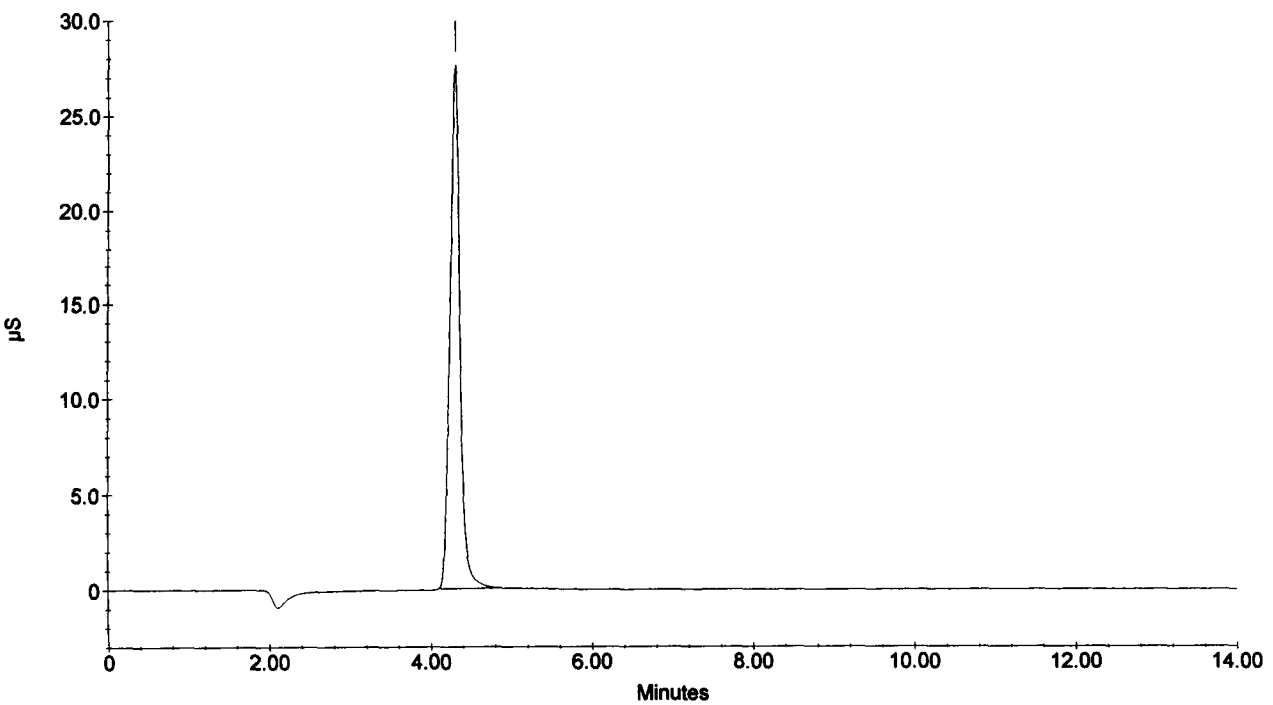

Sample Name : 216277
Dilution Factor : 50.00
Injection Number : 35
Data File Name : c:\peaknet\data\021219\021219_035.DXD
Method File Name : c:\peaknet\method\anions021218.met
Schedule File Name : c:\peaknet\schedule\19dec02.sch

Date Time Collected : 12/19/02 9:49:06 PM
System Name : Dx-500
Detector Name : Conductivity Detector
Column Type : AS14-#13535 AG14-#15177
System Operator : rss

010224

Peak Information : All Components

Pk. Num	Ret Time	Component Name	Concentration (ppm)	Height	Area	Bl. Code	%Delta
1	4.28	CHLORIDE	771.297	285066	2514718	1	-0.62
1	4.28	CHLORIDE	771.297 ✓	285066	2514718	1	-0.62
		NITRITE-N					
		BROMIDE					
		NITRATE-N					
		PHOSPHATE-P					
		SULFATE					
			—total(s)—				
	0.00		1542.595		5029436		

216277

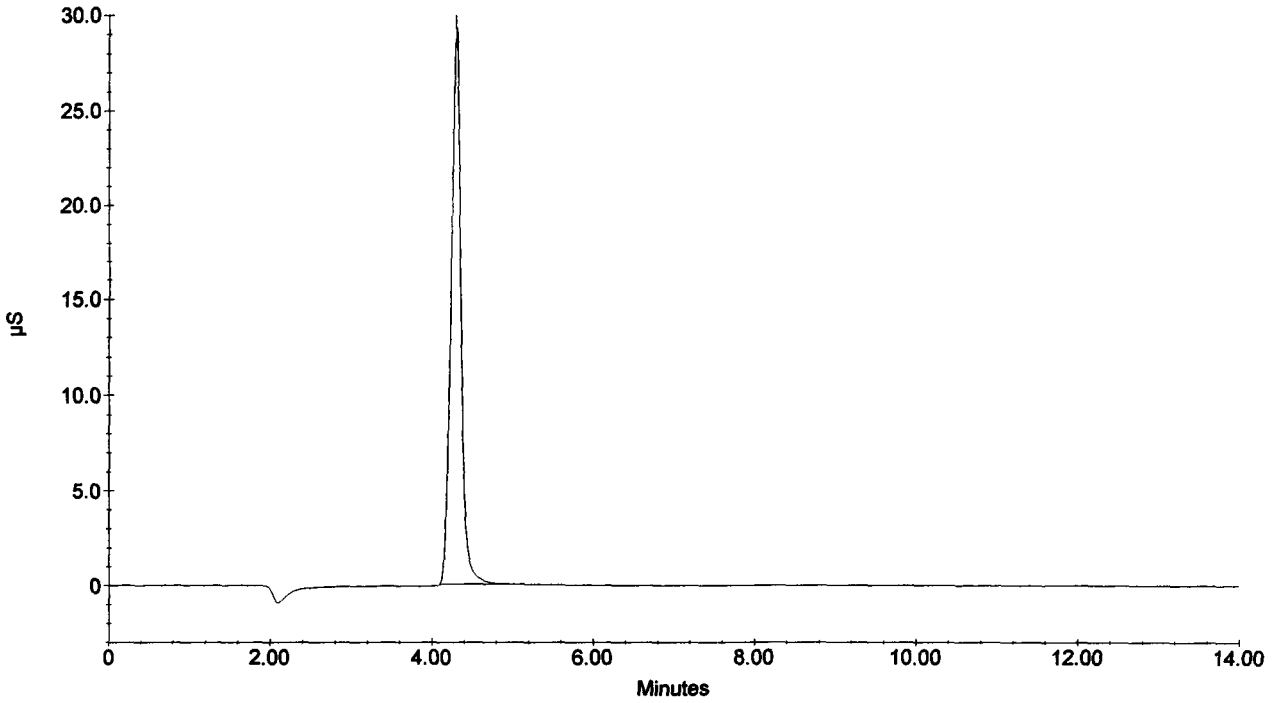

Sample Name : 216278
Dilution Factor : 50.00
Injection Number : 36
Data File Name : c:\peaknet\data\021219\021219_036.DXD
Method File Name : c:\peaknet\method\anions021218.met
Schedule File Name : c:\peaknet\schedule\19dec02.sch

Date Time Collected : 12/19/02 10:05:46 PM
System Name : Dx-500
Detector Name : Conductivity Detector
Column Type : AS14-#13535 AG14-#15177
System Operator : rss

010225

Peak Information : All Components

Pk. Num	Ret Time	Component Name	Concentration (ppm)	Height	Area	Bl. Code	%Delta
1	4.29	CHLORIDE	759.715	286285	2471652	1	-0.31
1	4.29	CHLORIDE	759.715 ✓	286285	2471652	1	-0.31
		NITRITE-N					
		BROMIDE					
		NITRATE-N					
		PHOSPHATE-P					
		SULFATE					
			---total(s)---				
	0.00		1519.429		4943305		

216278

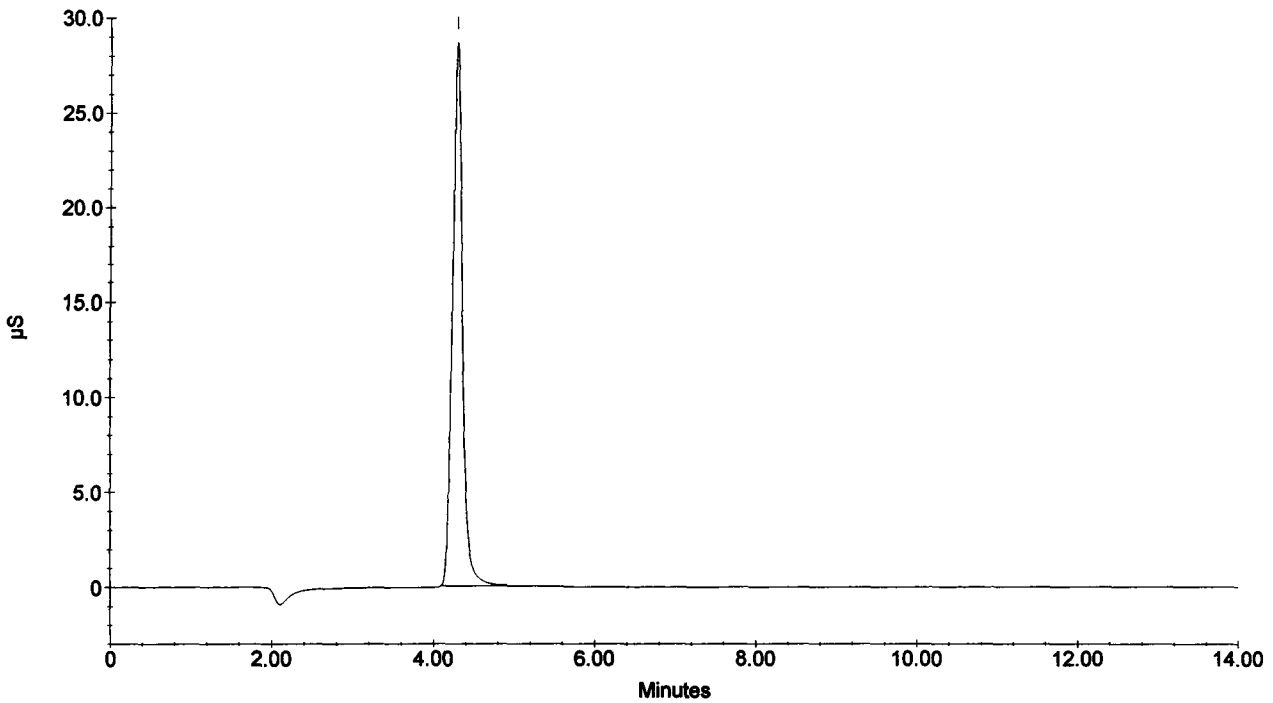

Sample Name : CCV
Dilution Factor : 20.00
Injection Number : 37
Data File Name : c:\peaknet\data\021219\021219_037.DXD
Method File Name : c:\peaknet\method\anions021218.met
Schedule File Name : c:\peaknet\schedule\19dec02.sch

Date Time Collected : 12/19/02 10:22:26 PM
System Name : Dx-500
Detector Name : Conductivity Detector
Column Type : AS14-#13535 AG14-#15177
System Operator : rss

010226

Peak Information : All Components

Pk. Num	Ret Time	Component Name	Concentration (ppm)	Height	Area	Bl. Code	%Delta
1	3.01	FLUORIDE	93.381	133721	1042278	1	-1.31
2	4.28	CHLORIDE	202.689	179164	1578498	2	-0.62
3	5.14	NITRITE-N	96.738	122650	1573393	2	-0.77
4	6.45	BROMIDE	388.734	100653	1329726	2	0.21
5	7.53	NITRATE-N	84.925	100360	1667006	2	2.36
6	9.84	PHOSPHATE-P	192.172	54178	1250187	1	-1.99
7	11.76	SULFATE	397.386	87412	2208108	1	-2.54
	0.00		—total(s)— 1456.025		10649197		

CCV

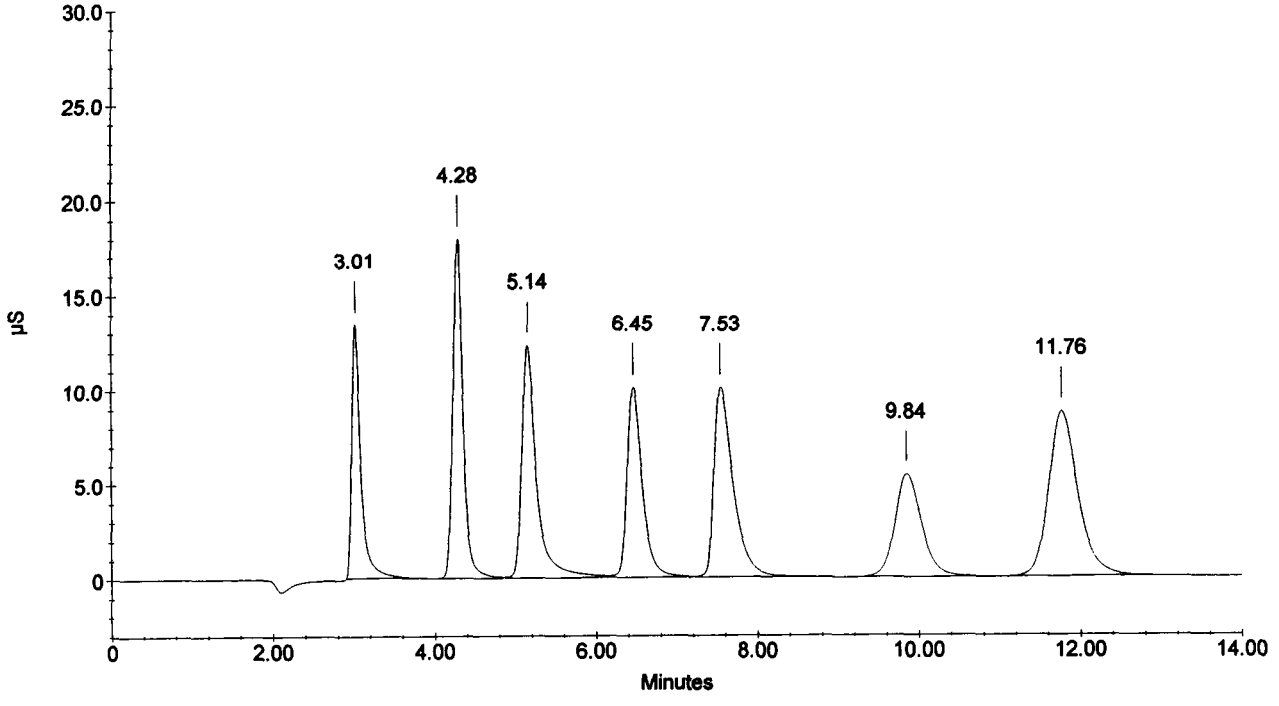

Sample Name : CCB
Dilution Factor : 1.00
Injection Number : 38
Data File Name : c:\peaknet\data\021219\021219_038.DXD
Method File Name : c:\peaknet\method\anions021218.met
Schedule File Name : c:\peaknet\schedule\19dec02.sch

Date Time Collected : 12/19/02 10:39:10 PM
System Name : Dx-500
Detector Name : Conductivity Detector
Column Type : AS14-#13535 AG14-#15177
System Operator : rss

010227

Peak Information : All Components

Pk. Num	Ret Time	Component Name	Concentration (ppm)	Height	Area	Bl. Code	%Delta
1	4.28	CHLORIDE	0.012	101	1787	1	-0.62
1	4.28	CHLORIDE	0.012	101	1787	1	-0.62
		NITRITE-N					
		BROMIDE					
		NITRATE-N					
		PHOSPHATE-P					
		SULFATE					
			—total(s)—				
	0.00		0.025		3573		

CCB

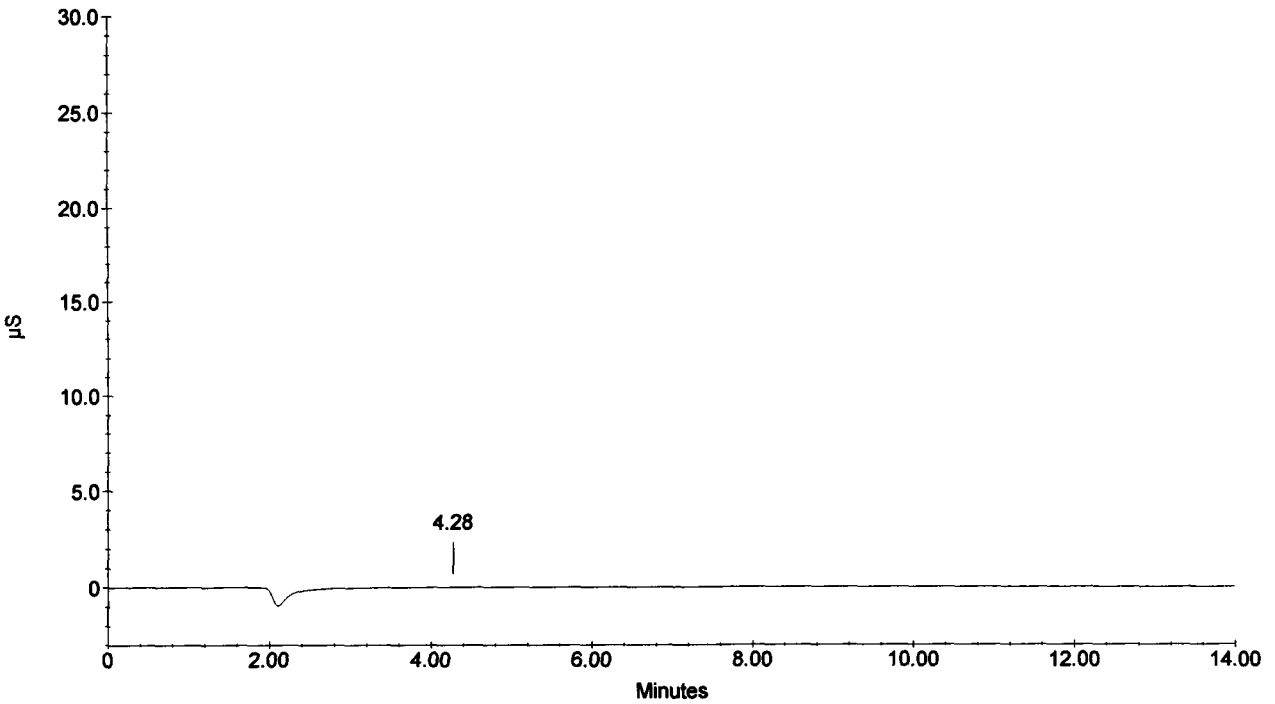

Sample Name : 216279
Dilution Factor : 50.00
Injection Number : 39
Data File Name : c:\peaknet\data\021219\021219_039.DXD
Method File Name : c:\peaknet\method\anions021218.met
Schedule File Name : c:\peaknet\schedule\19dec02.sch

Date Time Collected : 12/19/02 10:55:49 PM
System Name : Dx-500
Detector Name : Conductivity Detector
Column Type : AS14-#13535 AG14-#15177
System Operator : rss

010228

Peak Information : All Components

Pk. Num	Ret Time	Component Name	Concentration (ppm)	Height	Area	Bl. Code	%Delta
1	3.70		0.000	27	195	1	
2	4.29	CHLORIDE	718.917 ✓	266230	2321608	1	-0.31
		NITRITE-N					
		BROMIDE					
		NITRATE-N					
		PHOSPHATE-P					
		SULFATE					
			—total(s)—				
	0.00		718.917		2321804		

216279

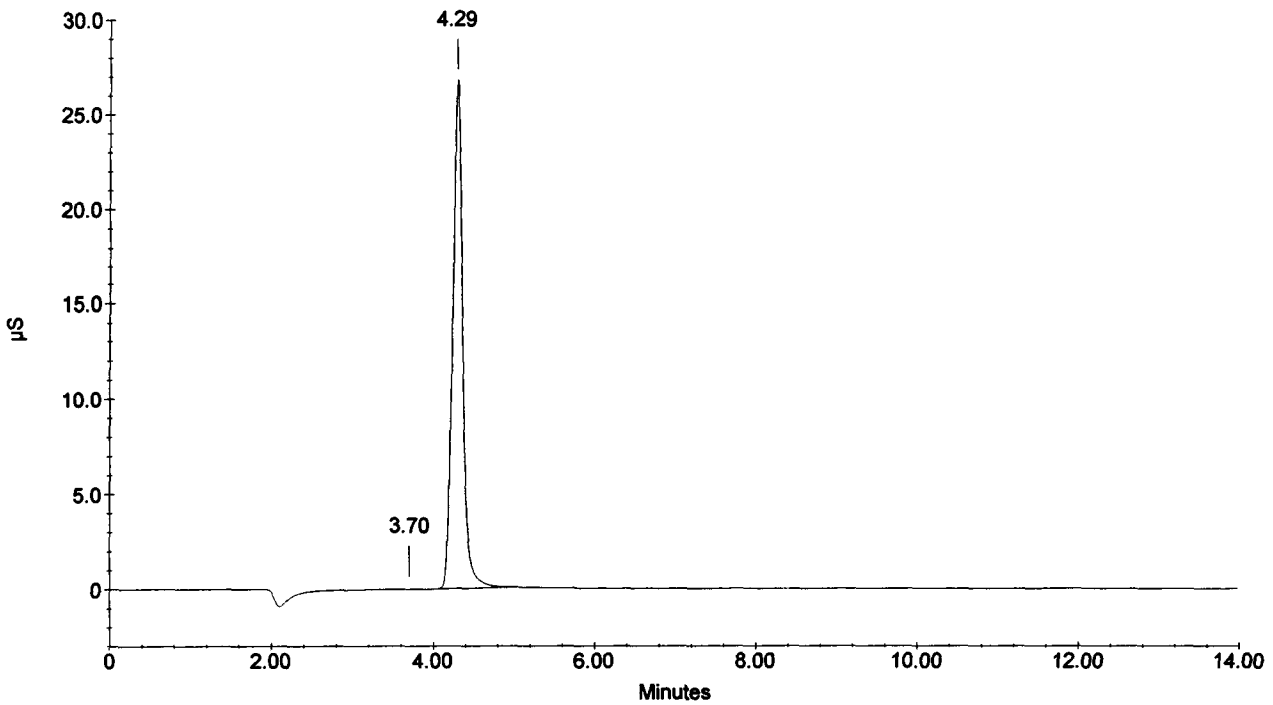

Sample Name : 216280
Dilution Factor : 50.00
Injection Number : 40
Data File Name : c:\peaknet\data\021219\021219_040.DXD
Method File Name : c:\peaknet\method\anions021218.met
Schedule File Name : c:\peaknet\schedule\19dec02.sch

Date Time Collected : 12/19/02 11:12:32 PM
System Name : Dx-500
Detector Name : Conductivity Detector
Column Type : AS14-#13535 AG14-#15177
System Operator : rss

010229

Peak Information : All Components

Pk. Num	Ret Time	Component Name	Concentration (ppm)	Height	Area	Bl. Code	%Delta
1	4.29	CHLORIDE	771.538	289245	2515617	1	-0.31
1	4.29	CHLORIDE	771.538	289245	2515617	1	-0.31
		NITRITE-N					
		BROMIDE					
		NITRATE-N					
		PHOSPHATE-P					
		SULFATE					
			—total(s)—				
	0.00		1543.077		5031234		

216280

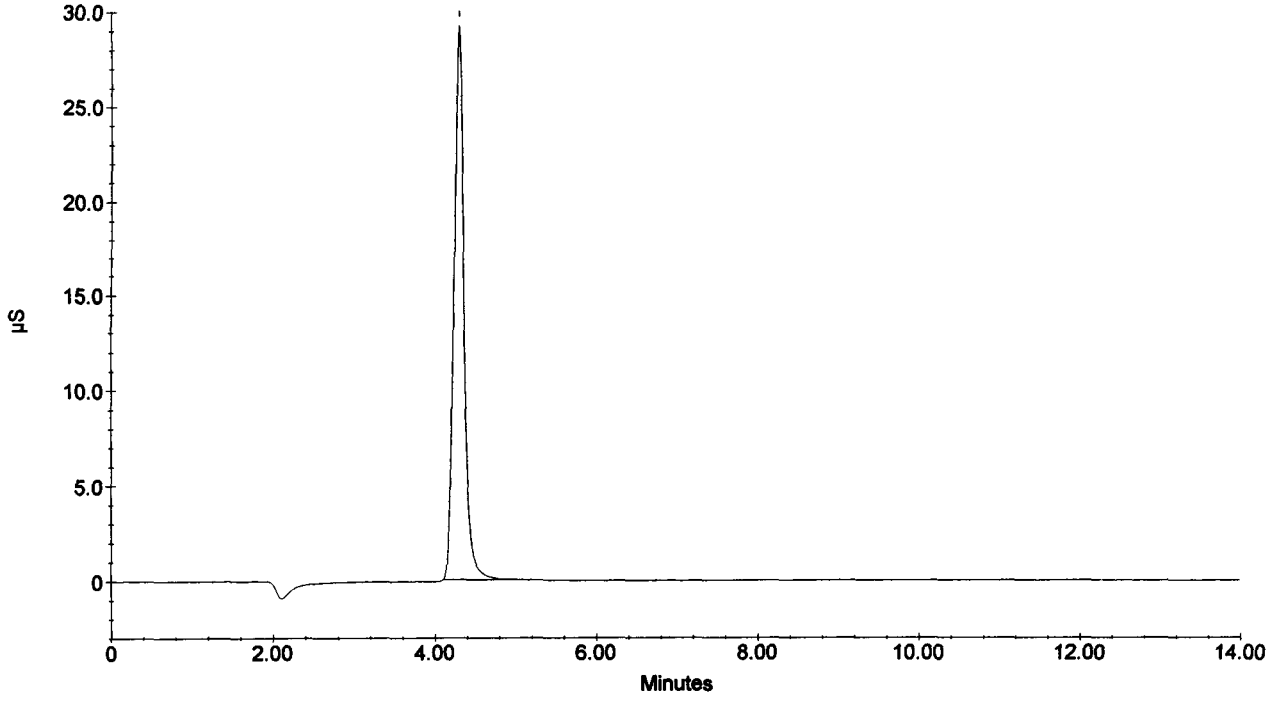

Sample Name : 216281
Dilution Factor : 50.00
Injection Number : 41
Data File Name : c:\peaknet\data\021219\021219_041.DXD
Method File Name : c:\peaknet\method\anions021218.met
Schedule File Name : c:\peaknet\schedule\19dec02.sch

Date Time Collected : 12/19/02 11:29:12 PM
System Name : Dx-500
Detector Name : Conductivity Detector
Column Type : AS14-#13535 AG14-#15177
System Operator : rss

010230

Peak Information : All Components

Pk. Num	Ret Time	Component Name	Concentration (ppm)	Height	Area	Bl. Code	%Delta
1	3.04		0.000	49	173	1	
2	4.29	CHLORIDE	735.612	272295	2382703	1	-0.31
		NITRITE-N					
		BROMIDE					
		NITRATE-N					
		PHOSPHATE-P					
		SULFATE					
			---total(s)---				
	0.00		735.612		2382876		

216281

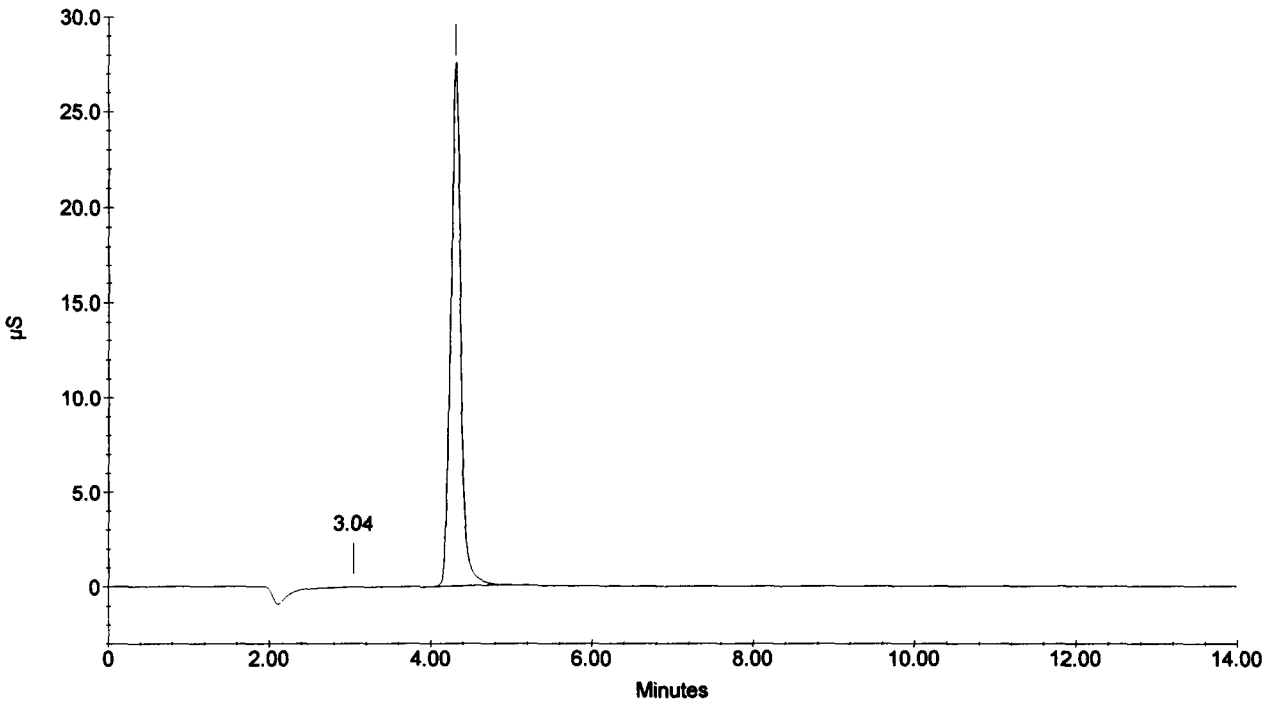

Sample Name : 216282
Dilution Factor : 50.00
Injection Number : 42
Data File Name : c:\peaknet\data\021219\021219_042.DXD
Method File Name : c:\peaknet\method\anions021218.met
Schedule File Name : c:\peaknet\schedule\19dec02.sch

Date Time Collected : 12/19/02 11:45:54 PM
System Name : Dx-500
Detector Name : Conductivity Detector
Column Type : AS14-#13535 AG14-#15177
System Operator : rss

010231

Peak Information : All Components

Pk. Num	Ret Time	Component Name	Concentration (ppm)	Height	Area	Bl. Code	%Delta
1	4.29	CHLORIDE	847.021 ✓	321839	2801643	1	-0.31
1	4.29	CHLORIDE	847.021 ✓	321839	2801643	1	-0.31
		NITRITE-N					
		BROMIDE					
		NITRATE-N					
		PHOSPHATE-P					
		SULFATE					
			---total(s)---				
	0.00		1694.042		5603286		

216282

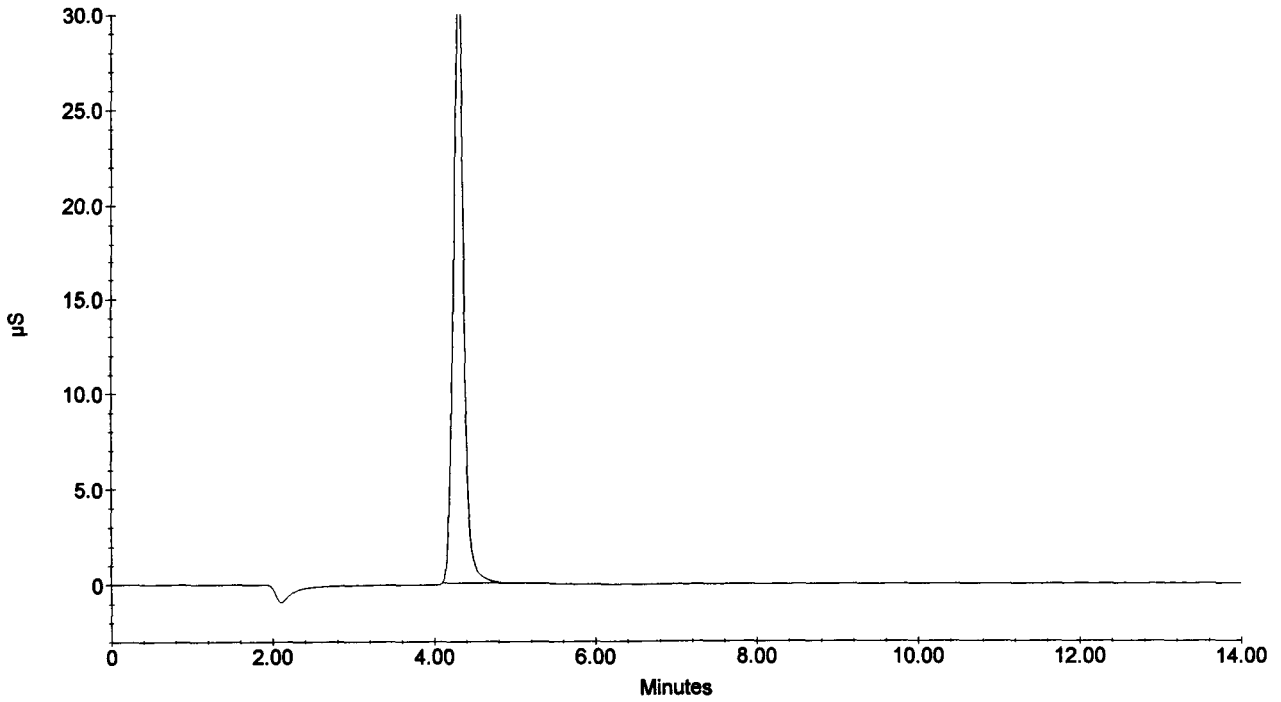

Sample Name : 216283
Dilution Factor : 50.00
Injection Number : 43
Data File Name : c:\peaknet\data\021219\021219_043.DXD
Method File Name : c:\peaknet\method\anions021218.met
Schedule File Name : c:\peaknet\schedule\19dec02.sch

Date Time Collected : 12/20/02 12:02:34 AM
System Name : Dx-500
Detector Name : Conductivity Detector
Column Type : AS14-#13535 AG14-#15177
System Operator : rss

010232

Peak Information : All Components

Pk. Num	Ret Time	Component Name	Concentration (ppm)	Height	Area	Bl. Code	%Delta
1	4.29	CHLORIDE	741.677	278271	2405002	1	-0.31
1	4.29	CHLORIDE	741.677	278271	2405002	1	-0.31
		NITRITE-N					
		BROMIDE					
		NITRATE-N					
		PHOSPHATE-P					
		SULFATE					
			---total(s)---				
	0.00		1483.354		4810004		

216283

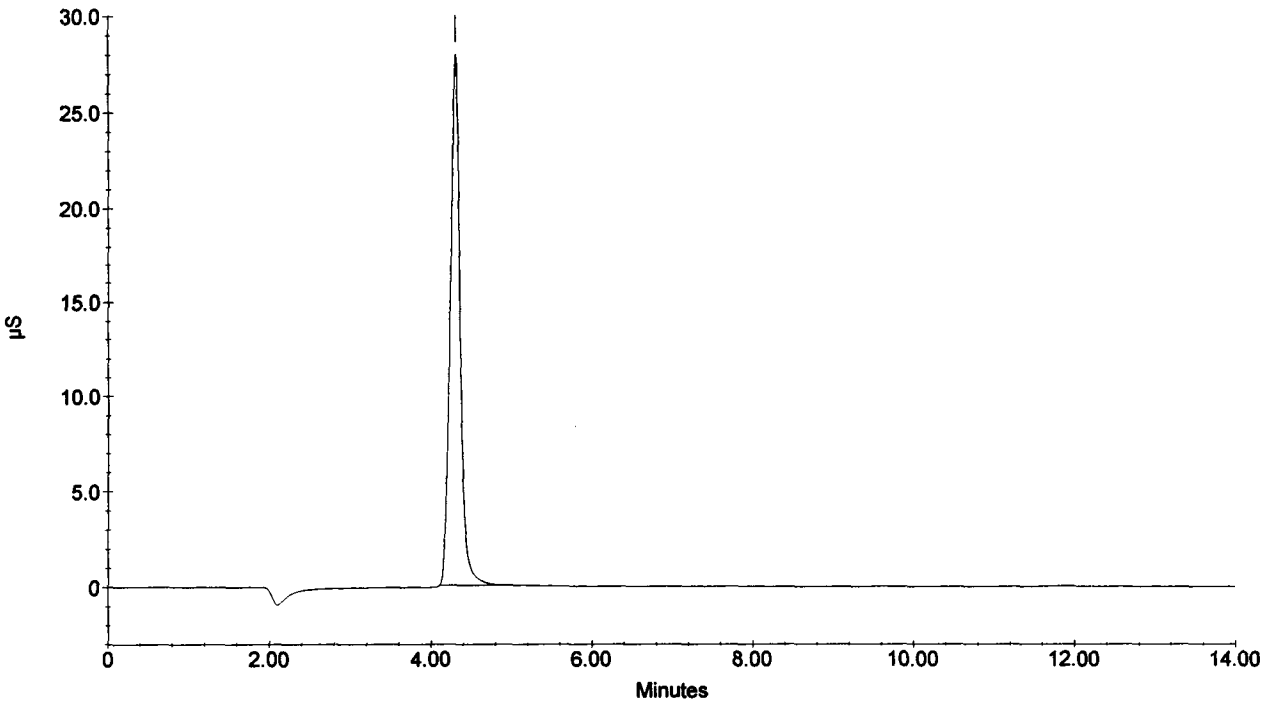

Sample Name : 216284
Dilution Factor : 50.00
Injection Number : 44
Data File Name : c:\peaknet\data\021219\021219_044.DXD
Method File Name : c:\peaknet\method\anions021218.met
Schedule File Name : c:\peaknet\schedule\19dec02.sch

Date Time Collected : 12/20/02 12:19:14 AM
System Name : Dx-500
Detector Name : Conductivity Detector
Column Type : AS14-#13535 AG14-#15177
System Operator : rss

010233

Peak Information : All Components

Pk. Num	Ret Time	Component Name	Concentration (ppm)	Height	Area	Bl. Code	%Delta
1	4.29	CHLORIDE	739.491	273028	2396958	1	-0.31
1	4.29	CHLORIDE	739.491	273028	2396958	1	-0.31
		NITRITE-N					
		BROMIDE					
		NITRATE-N					
		PHOSPHATE-P					
		SULFATE					
			—total(s)—				
	0.00		1478.981		4793915		

216284

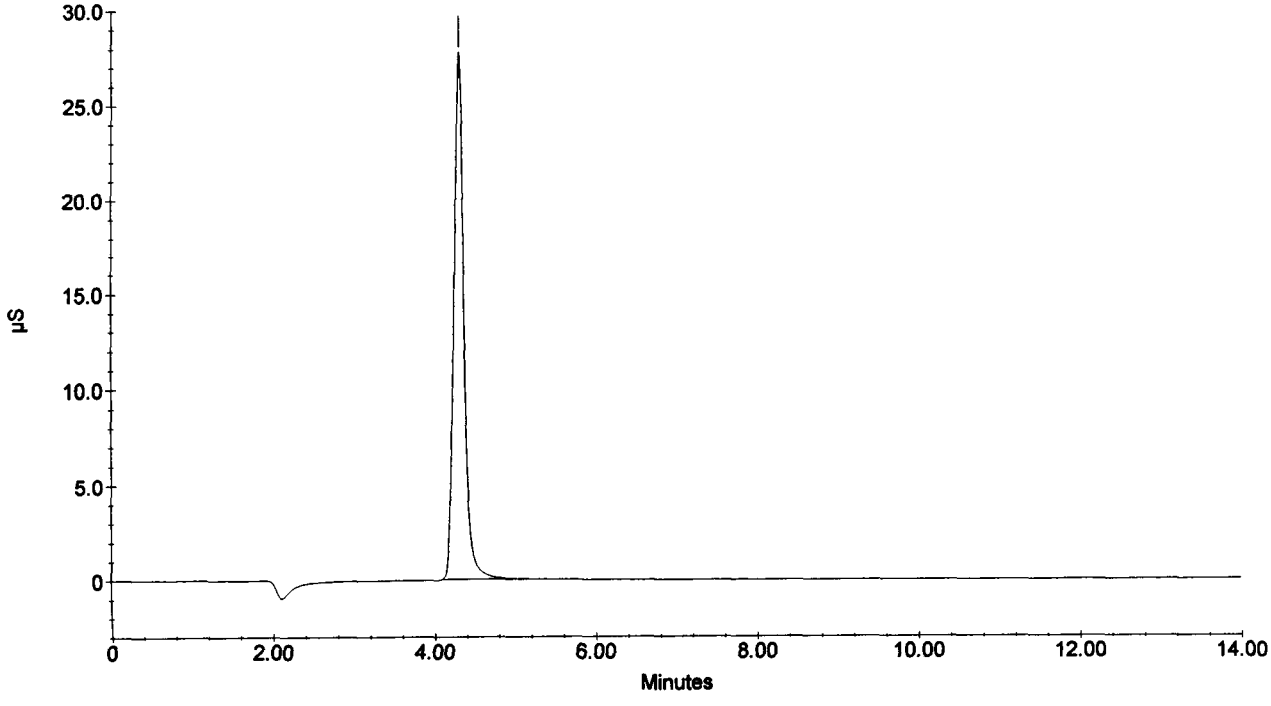

Sample Name : 216285
Dilution Factor : 50.00
Injection Number : 45
Data File Name : c:\peaknet\data\021219\021219_045.DXD
Method File Name : c:\peaknet\method\anions021218.met
Schedule File Name : c:\peaknet\schedule\19dec02.sch

Date Time Collected : 12/20/02 12:35:53 AM
System Name : Dx-500
Detector Name : Conductivity Detector
Column Type : AS14-#13535 AG14-#15177
System Operator : rss

010234

Peak Information : All Components

Pk. Num	Ret Time	Component Name	Concentration (ppm)	Height	Area	Bl. Code	%Delta
1	3.04	FLUORIDE	0.141	122	619	1	-0.44
2	4.29	CHLORIDE	753.250	275050	2447707	1	-0.31
		NITRITE-N					
		BROMIDE					
		NITRATE-N					
		PHOSPHATE-P					
		SULFATE					
			---total(s)---				
	0.00		753.391		2448327		

216285

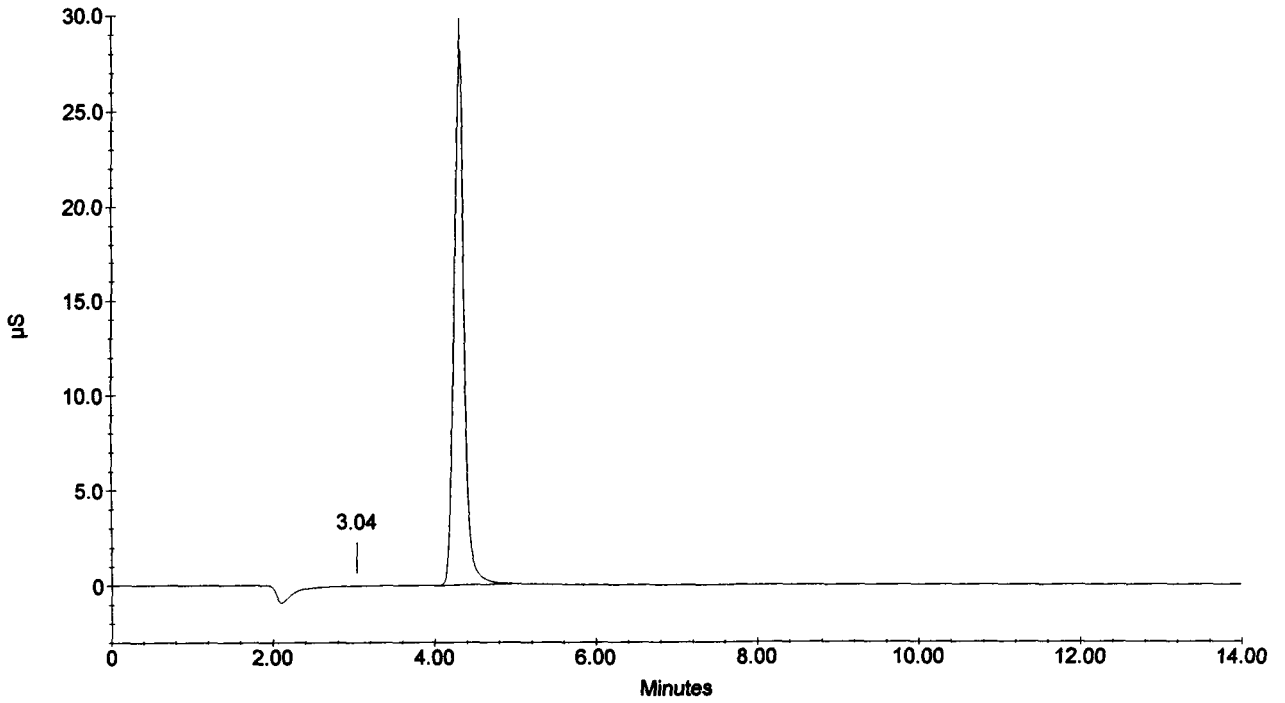

Sample Name : 216286
Dilution Factor : 50.00
Injection Number : 46
Data File Name : c:\peaknet\data\021219\021219_046.DXD
Method File Name : c:\peaknet\method\anions021218.met
Schedule File Name : c:\peaknet\schedule\19dec02.sch

Date Time Collected : 12/20/02 12:52:35 AM
System Name : Dx-500
Detector Name : Conductivity Detector
Column Type : AS14-#13535 AG14-#15177
System Operator : rss

010235

Peak Information : All Components

Pk. Num	Ret Time	Component Name	Concentration (ppm)	Height	Area	Bl. Code	%Delta
1	3.02	FLUORIDE	0.129	70	566	1	-0.87
2	4.29	CHLORIDE	769.069	286656	2506418	1	-0.31
		NITRITE-N					
		BROMIDE					
		NITRATE-N					
		PHOSPHATE-P					
		SULFATE					
			---total(s)---				
	0.00		769.198		2506985		

216286

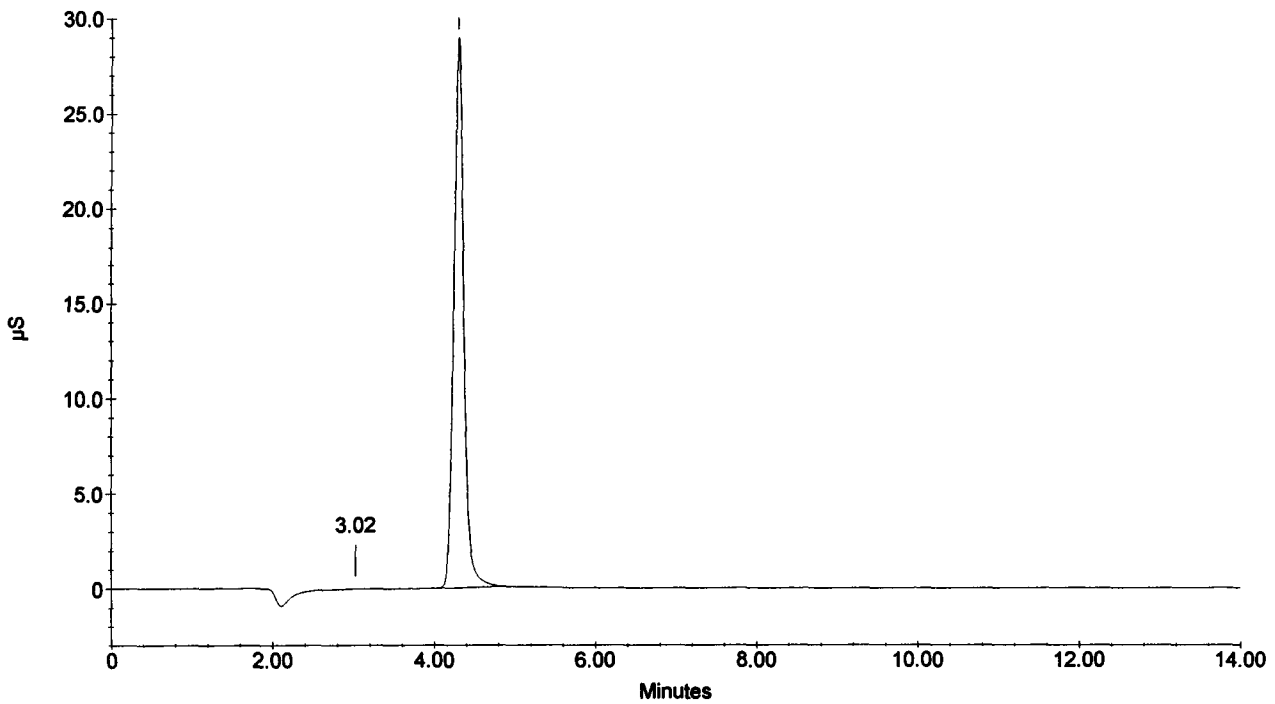

Sample Name : 216287
Dilution Factor : 50.00
Injection Number : 47
Data File Name : c:\peaknet\data\021219\021219_047.DXD
Method File Name : c:\peaknet\method\anions021218.met
Schedule File Name : c:\peaknet\schedule\19dec02.sch

Date Time Collected : 12/20/02 1:09:16 AM
System Name : Dx-500
Detector Name : Conductivity Detector
Column Type : AS14-#13535 AG14-#15177
System Operator : rss

010236

Peak Information : All Components

Pk. Num	Ret Time	Component Name	Concentration (ppm)	Height	Area	Bl. Code	%Delta
1	3.04	FLUORIDE	0.054	59	239	1	-0.44
2	4.30	CHLORIDE	788.487	295140	2579025	1	0.00
		NITRITE-N					
		BROMIDE					
		NITRATE-N					
		PHOSPHATE-P					
		SULFATE					
			—total(s)—				
	0.00		788.542		2579263		

216287

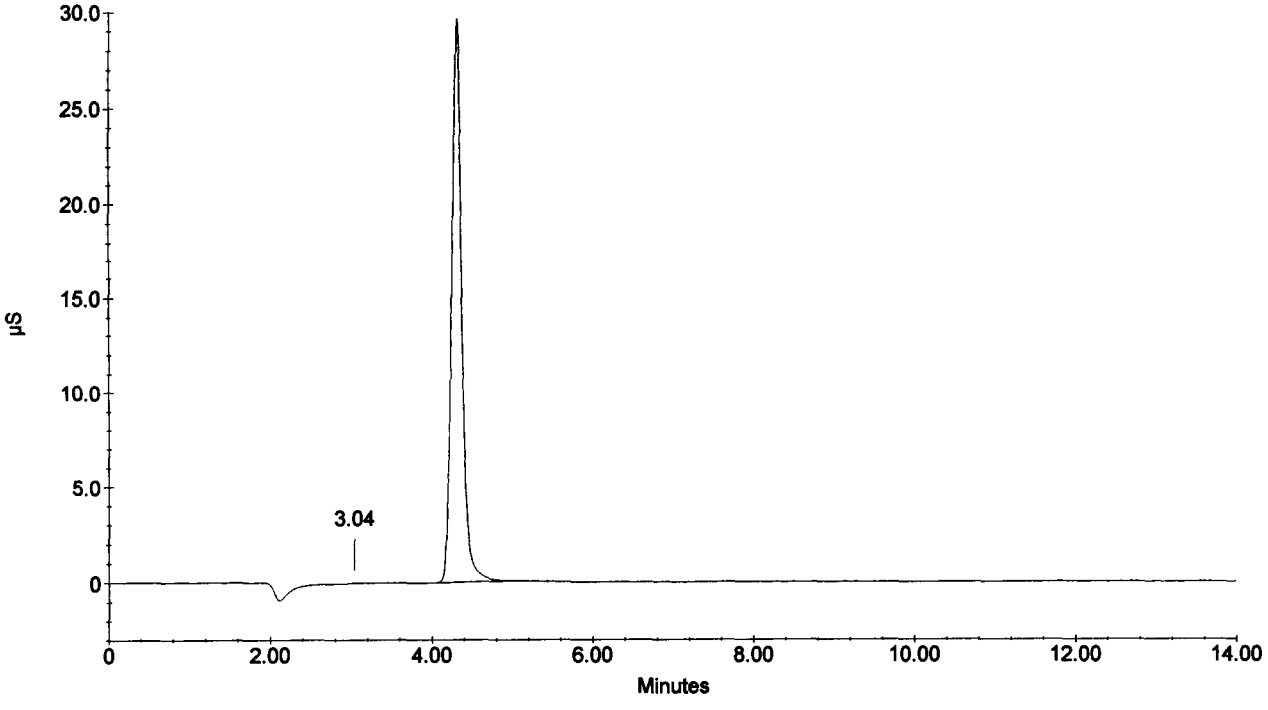

Sample Name : 216288
Dilution Factor : 50.00
Injection Number : 48
Data File Name : c:\peaknet\data\021219\021219_048.DXD
Method File Name : c:\peaknet\method\anions021218.met
Schedule File Name : c:\peaknet\schedule\19dec02.sch

Date Time Collected : 12/20/02 1:25:55 AM
System Name : Dx-500
Detector Name : Conductivity Detector
Column Type : AS14-#13535 AG14-#15177
System Operator : rss

010237

Peak Information : All Components

Pk. Num	Ret Time	Component Name	Concentration (ppm)	Height	Area	Bl. Code	%Delta
1	4.30	CHLORIDE	763.697	288609	2486434	1	0.00
1	4.30	CHLORIDE	763.697	288609	2486434	1	0.00
		NITRITE-N					
		BROMIDE					
		NITRATE-N					
		PHOSPHATE-P					
		SULFATE					
			—total(s)—				
	0.00		1527.393		4972868		

216288

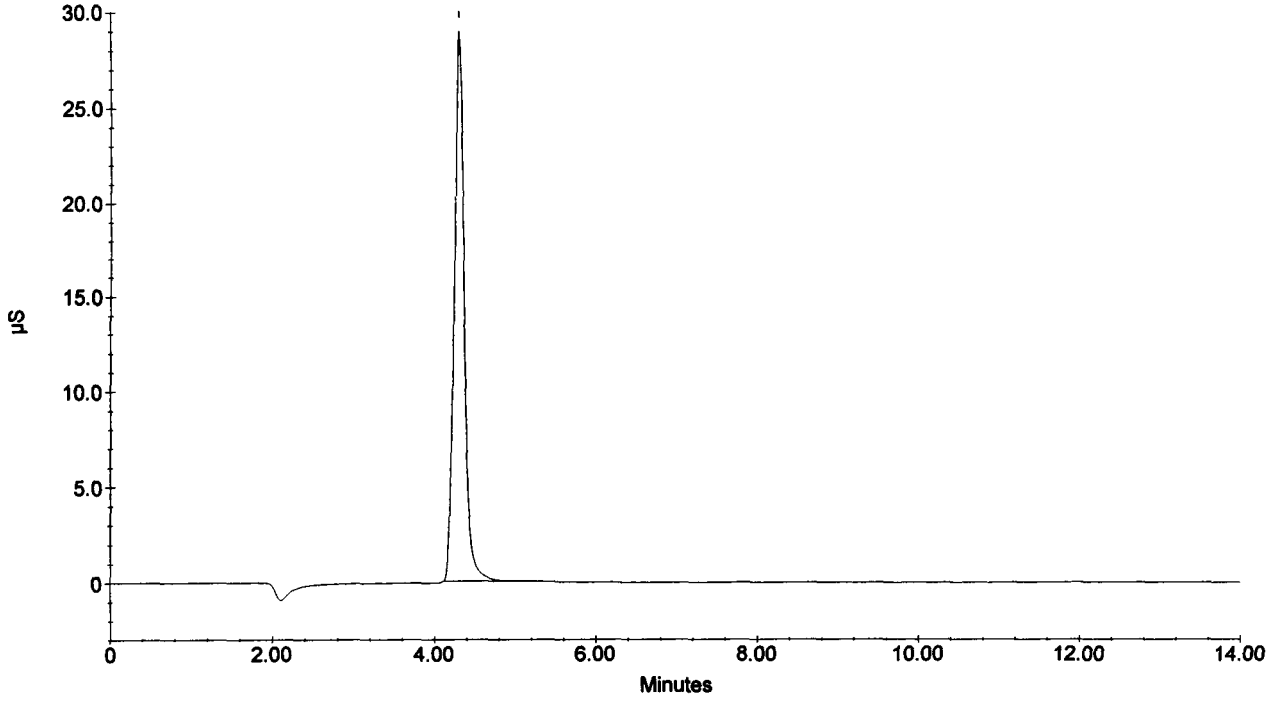

Sample Name : CCV
Dilution Factor : 20.00
Injection Number : 49
Data File Name : c:\peaknet\data\021219\021219_049.DXD
Method File Name : c:\peaknet\method\anions021218.met
Schedule File Name : c:\peaknet\schedule\19dec02.sch

Date Time Collected : 12/20/02 1:42:37 AM
System Name : Dx-500
Detector Name : Conductivity Detector
Column Type : AS14-#13535 AG14-#15177
System Operator : rss

010238

Peak Information : All Components

Pk. Num	Ret Time	Component Name	Concentration (ppm)	Height	Area	Bl. Code	%Delta
1	3.01	FLUORIDE	95.727	133917	1068894	1	-1.31
2	4.28	CHLORIDE	202.772	177090	1579198	2	-0.62
3	5.14	NITRITE-N	95.987	120989	1560931	2	-0.77
4	6.48	BROMIDE	386.436	100097	1320812	2	0.62
5	7.57	NITRATE-N	84.386	99629	1656054	2	2.90
6	9.82	PHOSPHATE-P	190.854	54108	1240949	1	-2.13
7	11.73	SULFATE	399.830	87154	2222992	1	-2.76
	0.00		---total(s)--- 1455.992		10649830		

CCV

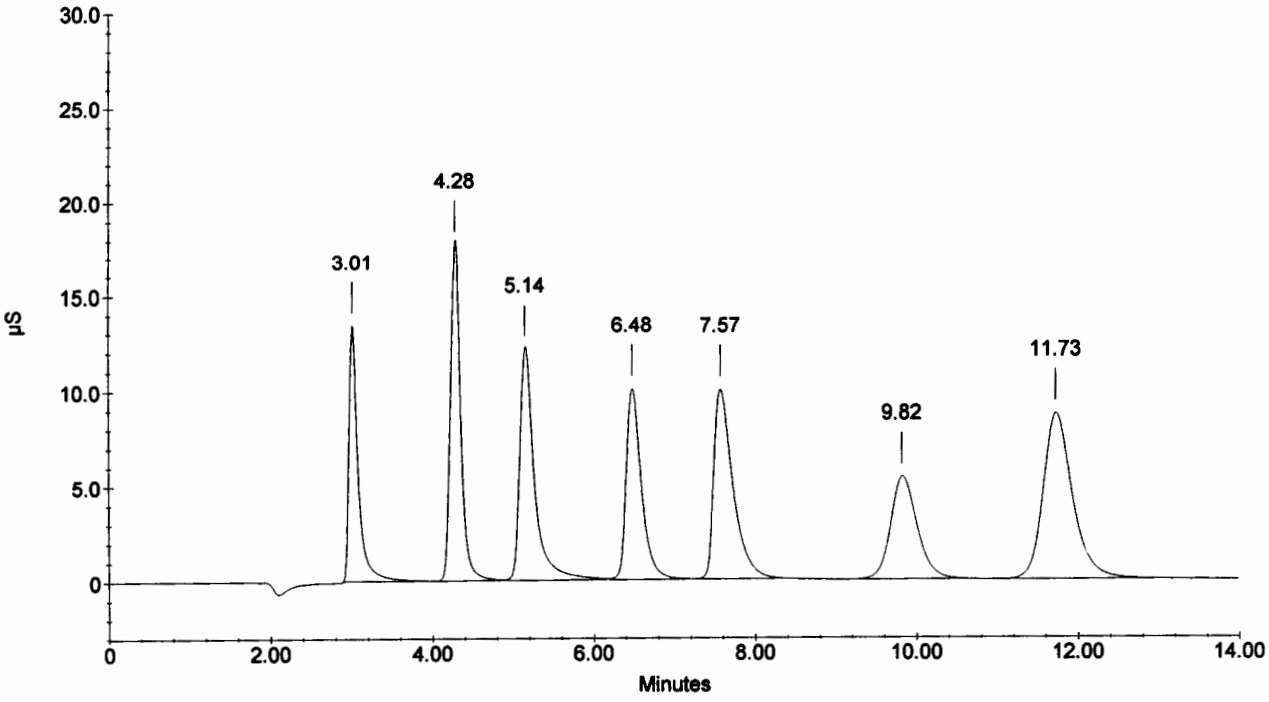

Sample Name : CCB
Dilution Factor : 1.00
Injection Number : 50
Data File Name : c:\peaknet\data\021219\021219_050.DXD
Method File Name : c:\peaknet\method\anions021218.met
Schedule File Name : c:\peaknet\schedule\19dec02.sch

Date Time Collected : 12/20/02 1:59:19 AM
System Name : Dx-500
Detector Name : Conductivity Detector
Column Type : AS14-#13535 AG14-#15177
System Operator : rss

010239

Peak Information : All Components

Pk. Num	Ret Time	Component Name	Concentration (ppm)	Height	Area	Bl. Code	%Delta
0	0.00	(null)	0.000	0	0	0	0.00
		CHLORIDE					
		NITRITE-N					
		BROMIDE					
		NITRATE-N					
		PHOSPHATE-P					
		SULFATE					
			---total(s)---				
	0.00		0.000		0		

CCB

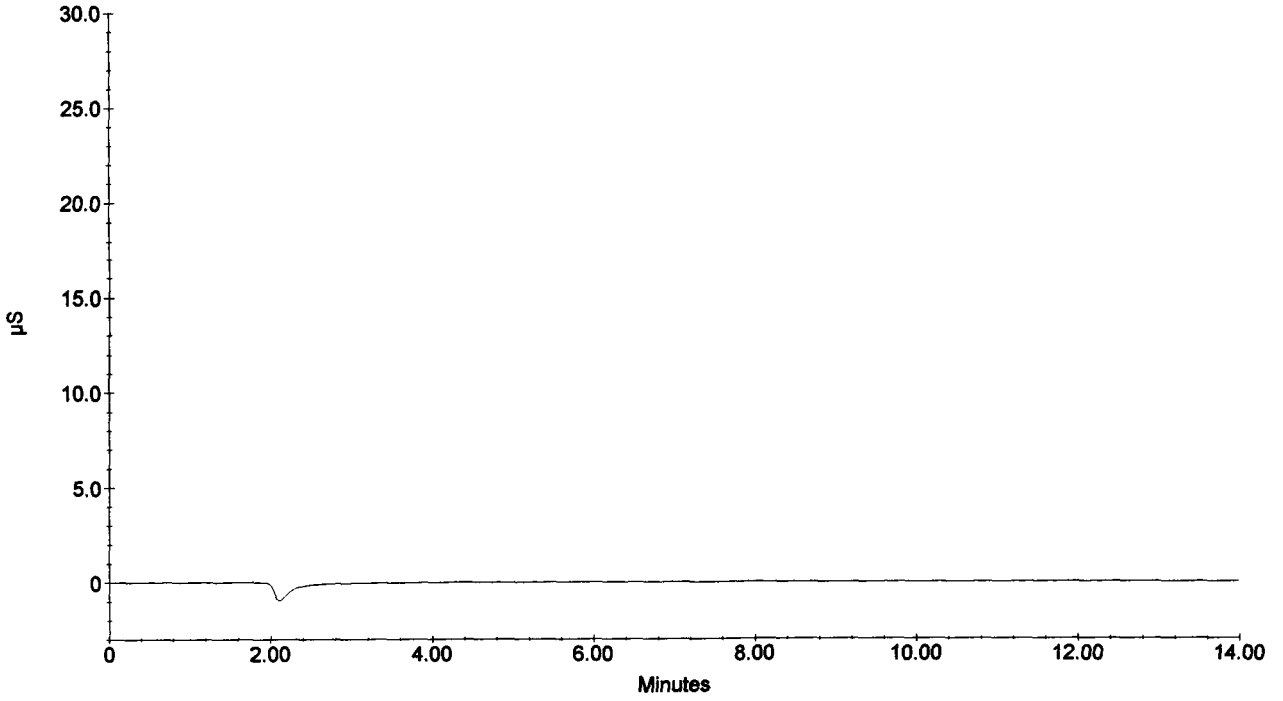

Sample Name : 216289
Dilution Factor : 50.00
Injection Number : 51
Data File Name : c:\peaknet\data\021219\021219_051.DXD
Method File Name : c:\peaknet\method\anions021218.met
Schedule File Name : c:\peaknet\schedule\19dec02.sch

Date Time Collected : 12/20/02 2:15:59 AM
System Name : Dx-500
Detector Name : Conductivity Detector
Column Type : AS14-#13535 AG14-#15177
System Operator : rss

010240

Peak Information : All Components

Pk. Num	Ret Time	Component Name	Concentration (ppm)	Height	Area	Bl. Code	%Delta
1	3.04	FLUORIDE	0.049	43	214	1	-0.44
2	4.29	CHLORIDE	783.154	287261	2559022	1	-0.31
		NITRITE-N					
		BROMIDE					
		NITRATE-N					
		PHOSPHATE-P					
		SULFATE					
			---total(s)---				
	0.00		783.203		2559236		

216289

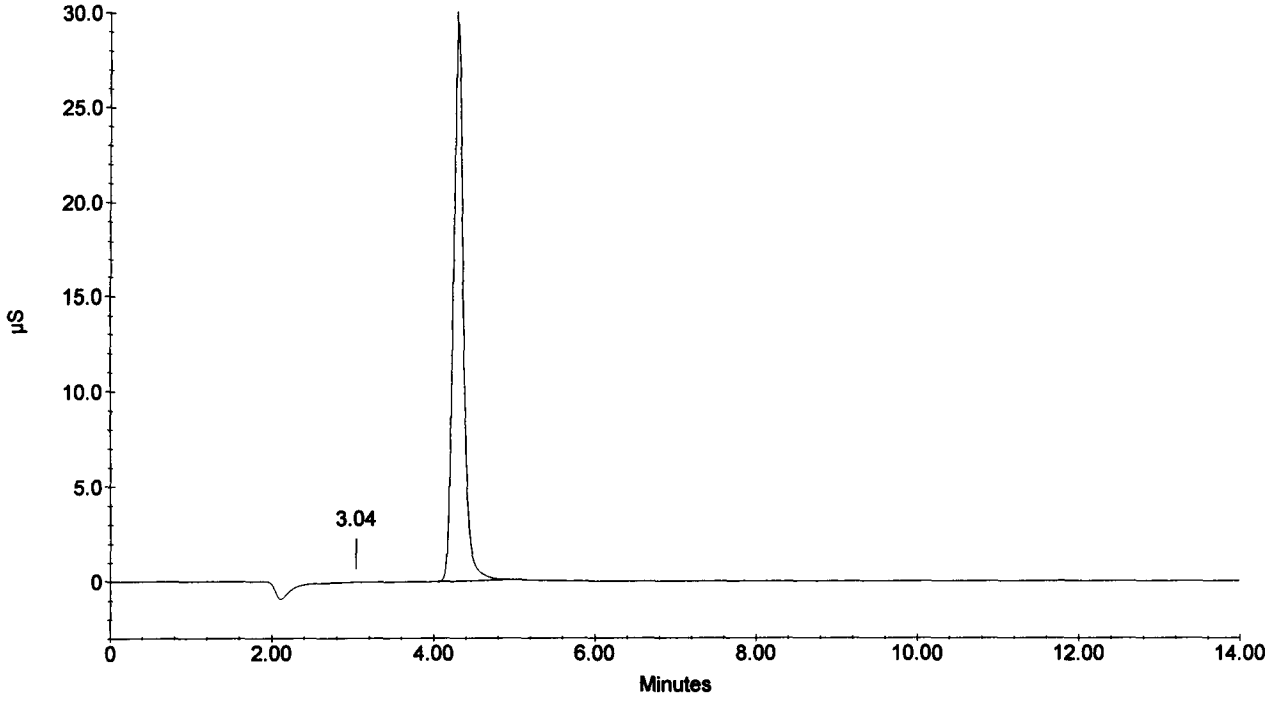

Sample Name : 216290
Dilution Factor : 50.00
Injection Number : 52
Data File Name : c:\peaknet\data\021219\021219_052.DXD
Method File Name : c:\peaknet\method\anions021218.met
Schedule File Name : c:\peaknet\schedule\19dec02.sch

Date Time Collected : 12/20/02 2:32:41 AM
System Name : Dx-500
Detector Name : Conductivity Detector
Column Type : AS14-#13535 AG14-#15177
System Operator : rss

010241

Peak Information : All Components

Pk. Num	Ret Time	Component Name	Concentration (ppm)	Height	Area	Bl. Code	%Delta
1	3.74		0.000	111	1782	1	
2	4.30	CHLORIDE	810.276	304523	2661223	1	0.00
		NITRITE-N					
		BROMIDE					
		NITRATE-N					
		PHOSPHATE-P					
		SULFATE					
			—total(s)—				
	0.00		810.276		2663005		

216290

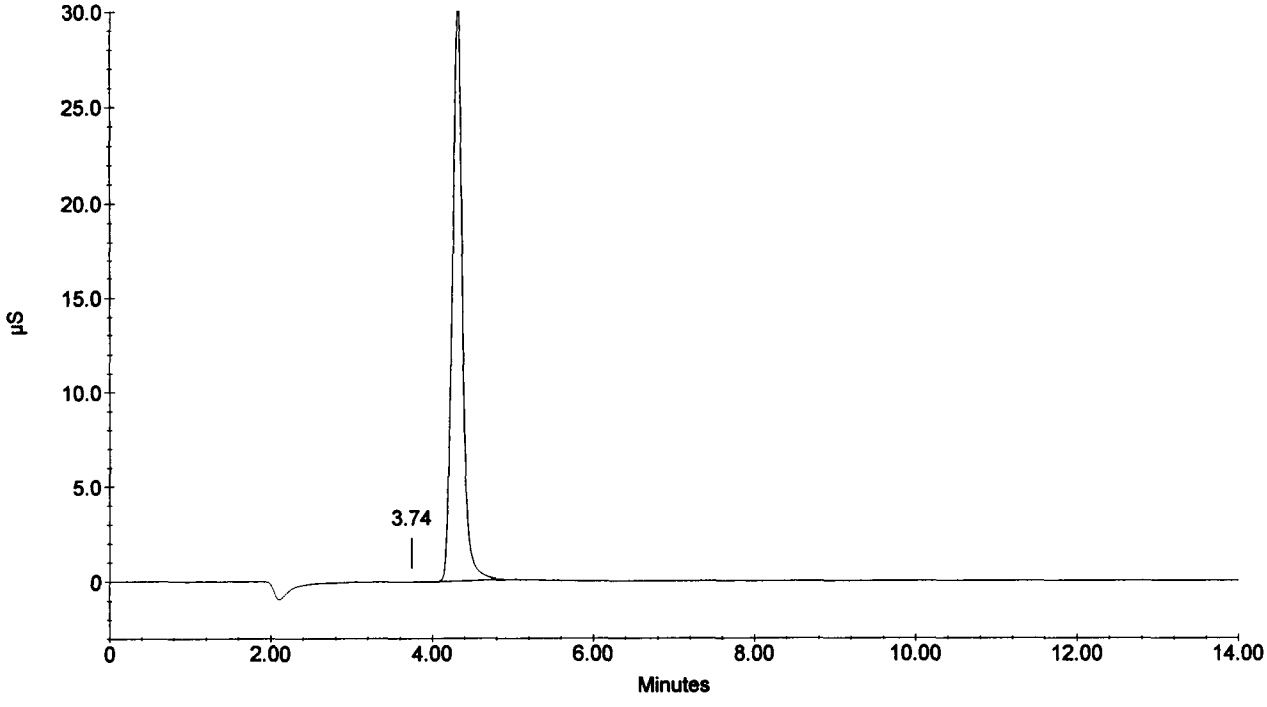

Sample Name : 216291
Dilution Factor : 50.00
Injection Number : 53
Data File Name : c:\peaknet\data\021219\021219_053.DXD
Method File Name : c:\peaknet\method\anions021218.met
Schedule File Name : c:\peaknet\schedule\19dec02.sch

Date Time Collected : 12/20/02 2:49:22 AM
System Name : Dx-500
Detector Name : Conductivity Detector
Column Type : AS14-#13535 AG14-#15177
System Operator : rss

010242

Peak Information : All Components

Pk. Num	Ret Time	Component Name	Concentration (ppm)	Height	Area	Bl. Code	%Delta
1	4.29	CHLORIDE	733.028	271323	2373220	1	-0.31
1	4.29	CHLORIDE	733.028	271323	2373220	1	-0.31
		NITRITE-N					
		BROMIDE					
		NITRATE-N					
		PHOSPHATE-P					
		SULFATE					
			—total(s)—				
	0.00		1466.056		4746440		

216291

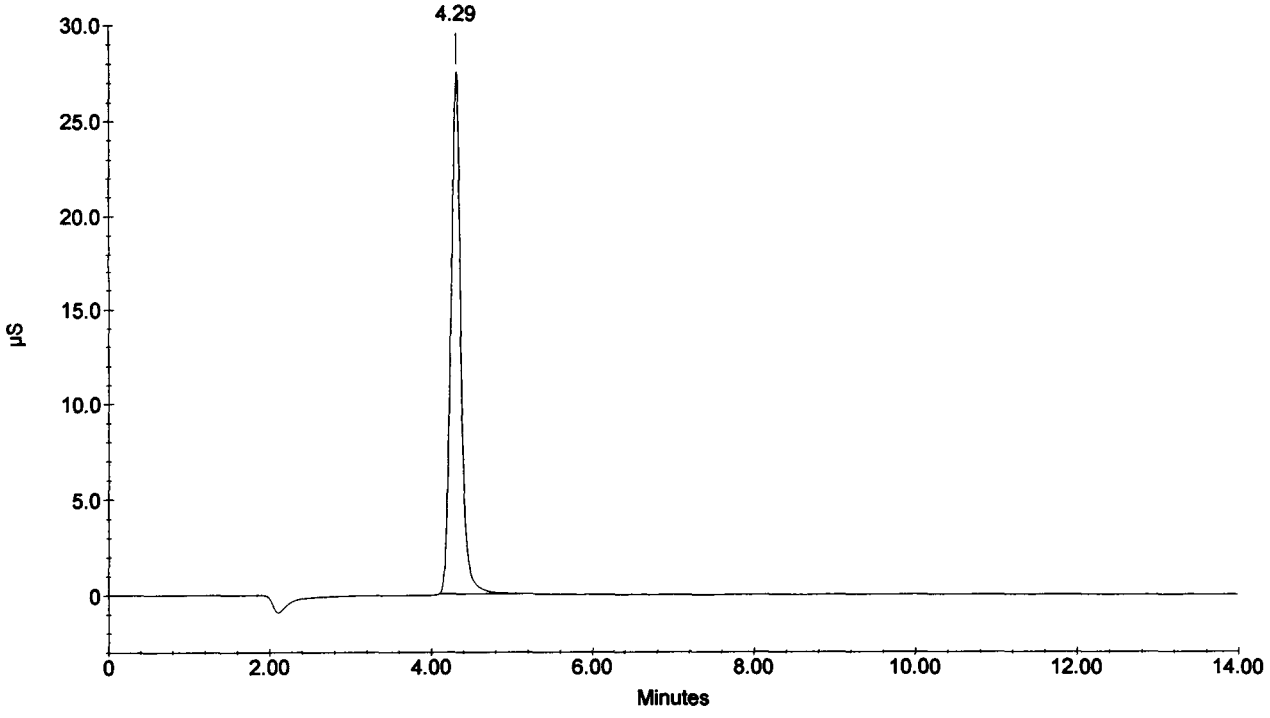

Sample Name : 216292
Dilution Factor : 50.00
Injection Number : 54
Data File Name : c:\peaknet\data\021219\021219_054.DXD
Method File Name : c:\peaknet\method\anions021218.met
Schedule File Name : c:\peaknet\schedule\19dec02.sch

Date Time Collected : 12/20/02 3:06:02 AM
System Name : Dx-500
Detector Name : Conductivity Detector
Column Type : AS14-#13535 AG14-#15177
System Operator : rss

010243

Peak Information : All Components

Pk. Num	Ret Time	Component Name	Concentration (ppm)	Height	Area	Bl. Code	%Delta
1	3.04	FLUORIDE	0.103	21	451	1	-0.44
2	4.30	CHLORIDE	821.933	309239	2705520	1	0.00
		NITRITE-N					
		BROMIDE					
		NITRATE-N					
		PHOSPHATE-P					
		SULFATE					
			---total(s)---				
	0.00		822.035		2705971		

216292

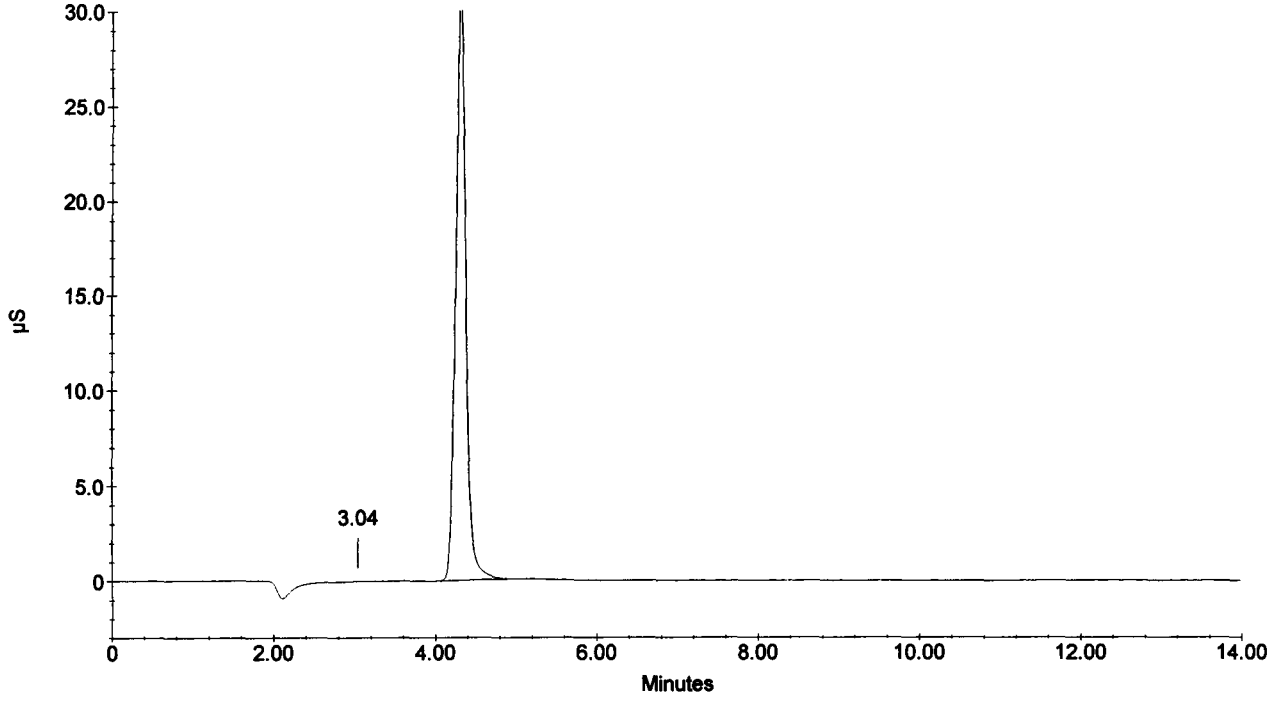

Sample Name : 216293
Dilution Factor : 50.00
Injection Number : 55
Data File Name : c:\peaknet\data\021219\021219_055.DXD
Method File Name : c:\peaknet\method\anions021218.met
Schedule File Name : c:\peaknet\schedule\19dec02.sch

Date Time Collected : 12/20/02 3:22:44 AM
System Name : Dx-500
Detector Name : Conductivity Detector
Column Type : AS14-#13535 AG14-#15177
System Operator : rss

010244

Peak Information : All Components

Pk. Num	Ret Time	Component Name	Concentration (ppm)	Height	Area	Bl. Code	%Delta
1	4.29	CHLORIDE	719.325	266070	2323096	1	-0.31
1	4.29	CHLORIDE	719.325	266070	2323096	1	-0.31
		NITRITE-N					
		BROMIDE					
		NITRATE-N					
		PHOSPHATE-P					
		SULFATE					
			---total(s)---				
	0.00		1438.649		4646192		

216293

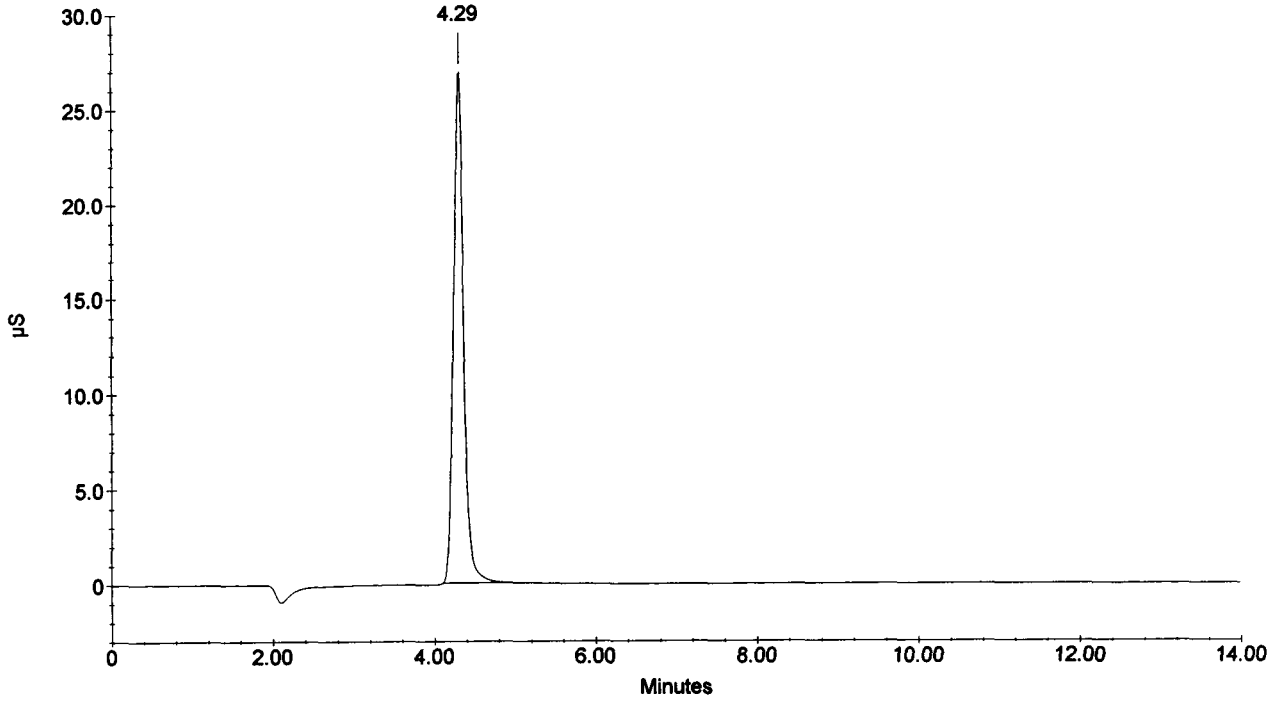

Sample Name : 216293D
Dilution Factor : 50.00
Injection Number : 56
Data File Name : c:\peaknet\data\021219\021219_056.DXD
Method File Name : c:\peaknet\method\anions021218.met
Schedule File Name : c:\peaknet\schedule\19dec02.sch

Date Time Collected : 12/20/02 3:39:24 AM
System Name : Dx-500
Detector Name : Conductivity Detector
Column Type : AS14-#13535 AG14-#15177
System Operator : rss

010245

Peak Information : All Components

Pk. Num	Ret Time	Component Name	Concentration (ppm)	Height	Area	Bl. Code	%Delta
1	4.29	CHLORIDE	722.439	265814	2334464	1	-0.31
1	4.29	CHLORIDE	722.439	265814	2334464	1	-0.31
		NITRITE-N					
		BROMIDE					
		NITRATE-N					
		PHOSPHATE-P					
		SULFATE					
			---total(s)---				
	0.00		1444.878		4668928		

216293D

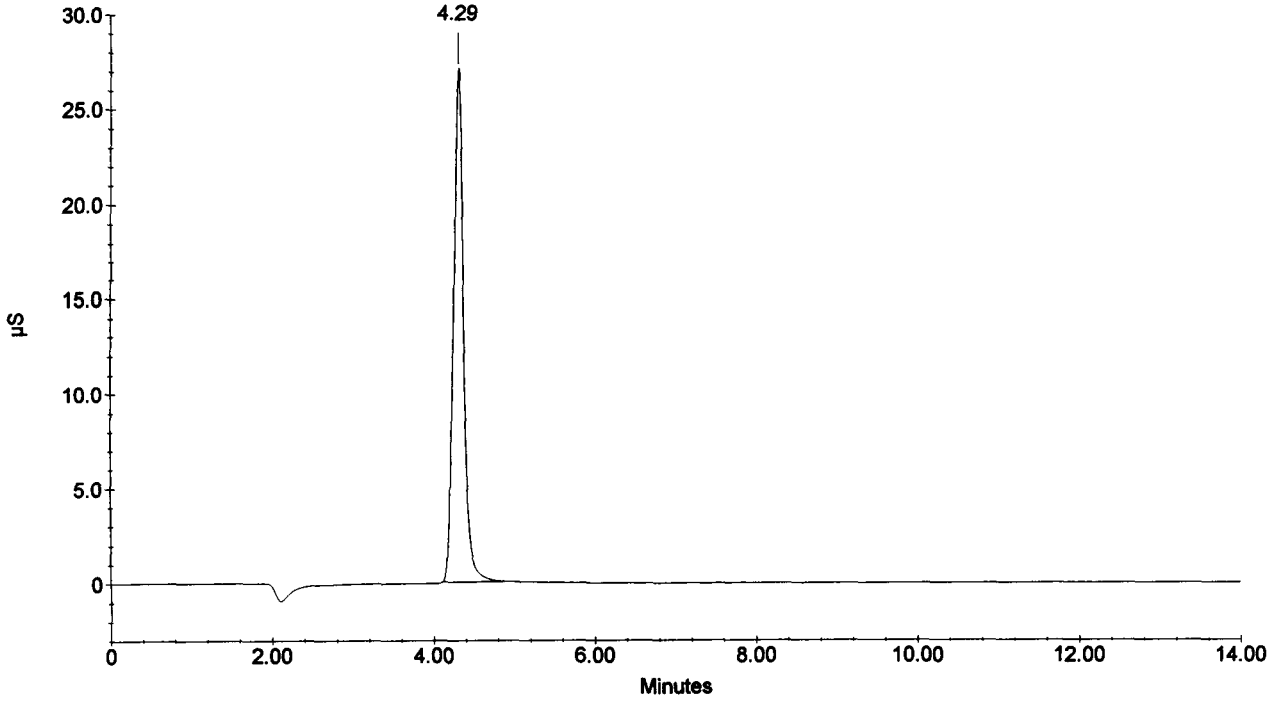

Sample Name : 216293S
Dilution Factor : 50.00
Injection Number : 57
Data File Name : c:\peaknet\data\021219\021219_057.DXD
Method File Name : c:\peaknet\method\anions021218.met
Schedule File Name : c:\peaknet\schedule\19dec02.sch

Date Time Collected : 12/20/02 3:56:04 AM
System Name : Dx-500
Detector Name : Conductivity Detector
Column Type : AS14-#13535 AG14-#15177
System Operator : rss

010246

Peak Information : All Components

Pk. Num	Ret Time	Component Name	Concentration (ppm)	Height	Area	Bl. Code	%Delta
1	3.01	FLUORIDE	40.044	21960	176476	1	-1.31
2	4.29	CHLORIDE	816.774	299627	2685889	2	-0.31
3	5.17	NITRITE-N	45.443	20827	290913	2	-0.26
4	6.54	BROMIDE	186.145	16878	231918	1	1.66
5	7.70	NITRATE-N	38.518	17145	294379	1	4.71
6	9.85	PHOSPHATE-P	94.623	9498	228280	1	-1.86
7	11.77	SULFATE	193.325	14996	401096	1	-2.43
			—total(s)—				
	0.00		1414.873		4308951		

216293S

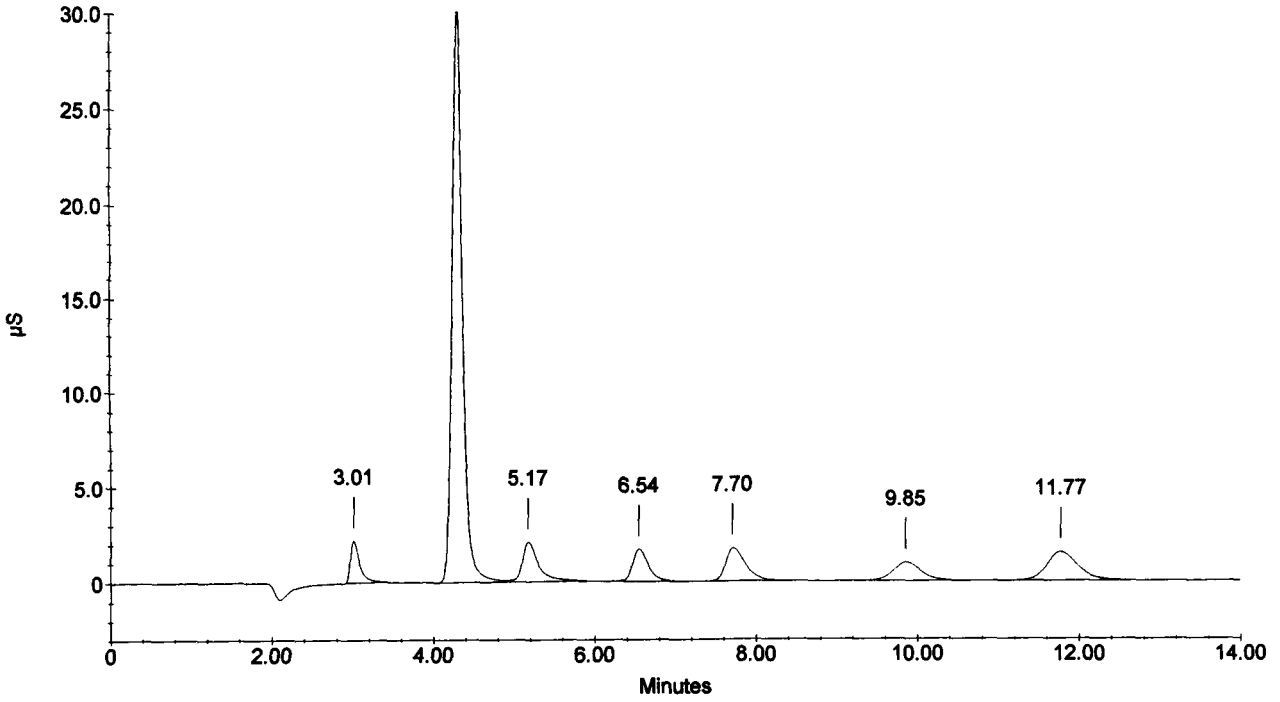

Sample Name : 216294
Dilution Factor : 100.00
Injection Number : 58
Data File Name : ...\021219_058.DXD
Method File Name : c:\peaknet\method\anions021218.met
Schedule File Name : c:\peaknet\schedule\19dec02.sch

Date Time Collected : 12/20/02 4:12:47 AM
System Name : Dx-500
Detector Name : Conductivity Detector
Column Type : AS14-#13535 AG14-#15177
System Operator : rss

010247

Peak Information : All Components

Pk. Num	Ret Time	Component Name	Concentration (ppm)	Height	Area	Bl. Code	%Delta
1	3.64		0.000	138	1363	1	
2	4.28	CHLORIDE	710.445 ✓	121231	1080966	1	-0.62
		NITRITE-N					
		BROMIDE					
		NITRATE-N					
		PHOSPHATE-P					
		SULFATE					
			—total(s)—				
	0.00		710.445		1082330		

216294

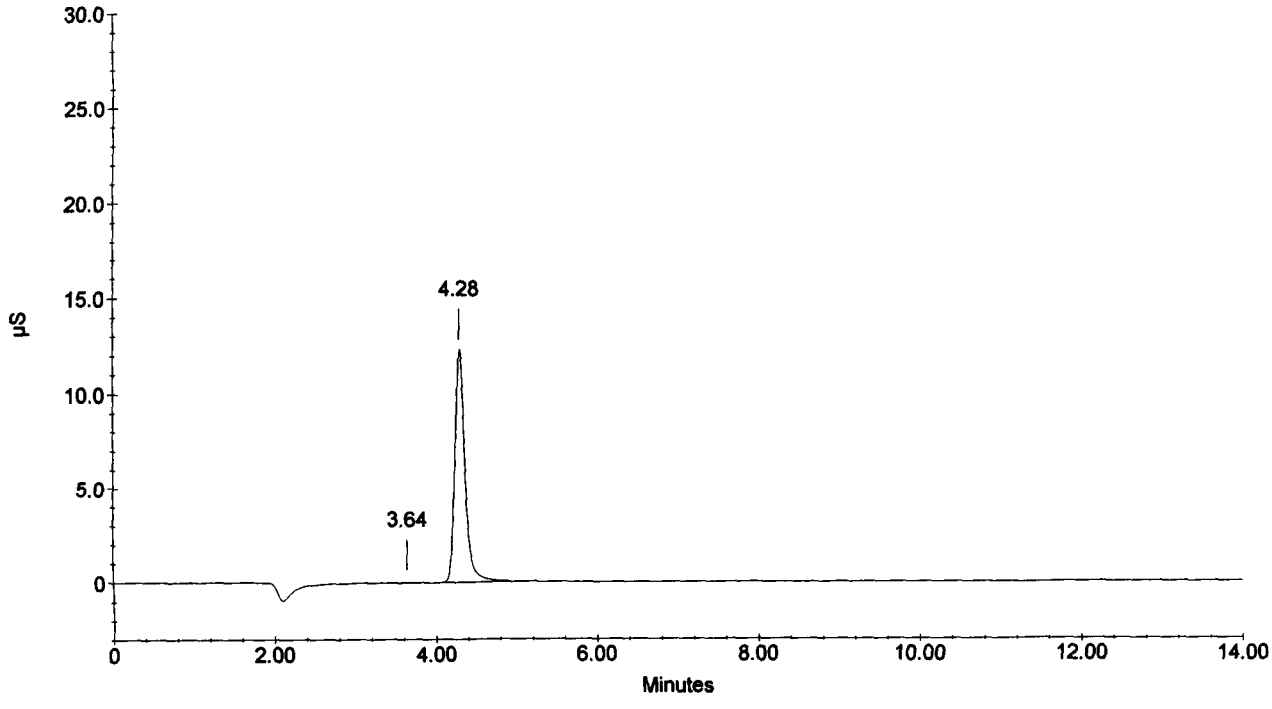

Sample Name : 216295
Dilution Factor : 50.00
Injection Number : 59
Data File Name : c:\peaknet\data\021219\021219_059.DXD
Method File Name : c:\peaknet\method\anions021218.met
Schedule File Name : c:\peaknet\schedule\19dec02.sch

Date Time Collected : 12/20/02 4:29:26 AM
System Name : Dx-500
Detector Name : Conductivity Detector
Column Type : AS14-#13535 AG14-#15177
System Operator : rss

010248

Peak Information : All Components

Pk. Num	Ret Time	Component Name	Concentration (ppm)	Height	Area	Bl. Code	%Delta
1	4.30	CHLORIDE	756.093	283063	2458231	1	0.00
1	4.30	CHLORIDE	756.093	283063	2458231	1	0.00
		NITRITE-N					
		BROMIDE					
		NITRATE-N					
		PHOSPHATE-P					
		SULFATE					
			—total(s)—				
	0.00		1512.187		4916463		

216295

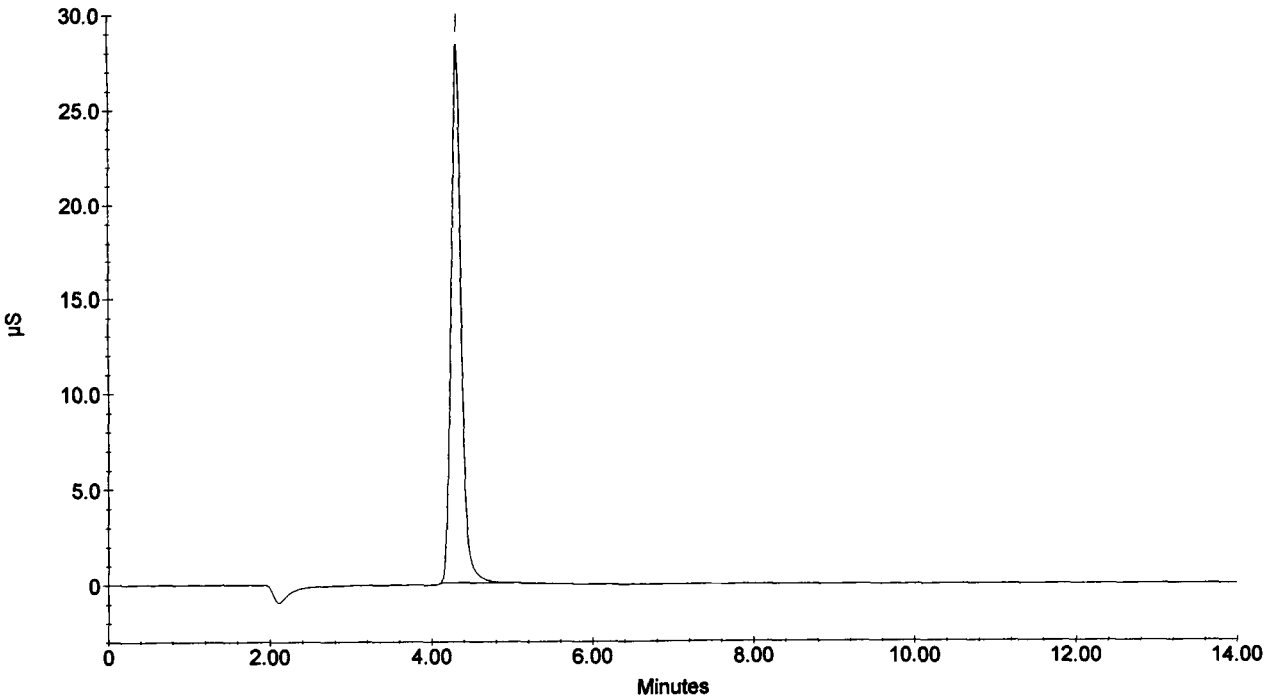

Sample Name : 216296
Dilution Factor : 50.00
Injection Number : 60
Data File Name : c:\peaknet\data\021219\021219_060.DXD
Method File Name : c:\peaknet\method\anions021218.met
Schedule File Name : c:\peaknet\schedule\19dec02.sch

Date Time Collected : 12/20/02 4:46:06 AM
System Name : Dx-500
Detector Name : Conductivity Detector
Column Type : AS14-#13535 AG14-#15177
System Operator : rss

010249

Peak Information : All Components

Pk. Num	Ret Time	Component Name	Concentration (ppm)	Height	Area	Bl. Code	%Delta
1	4.30	CHLORIDE	746.076	278048	2421209	1	0.00
1	4.30	CHLORIDE	746.076	278048	2421209	1	0.00
		NITRITE-N					
		BROMIDE					
		NITRATE-N					
		PHOSPHATE-P					
		SULFATE					
			—total(s)—				
	0.00		1492.151		4842419		

216296

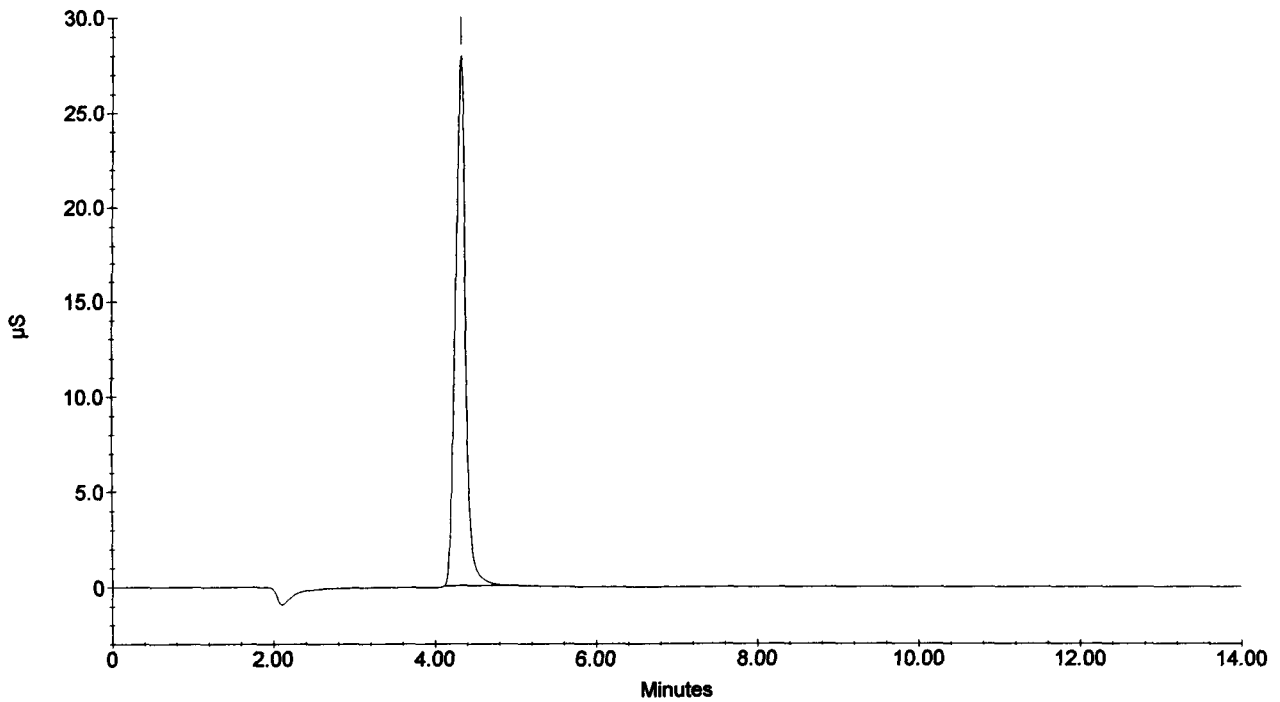

Sample Name : CCV
Dilution Factor : 20.00
Injection Number : 61
Data File Name : c:\peaknet\data\021219\021219_061.DXD
Method File Name : c:\peaknet\method\anions021218.met
Schedule File Name : c:\peaknet\schedule\19dec02.sch

Date Time Collected : 12/20/02 5:02:48 AM
System Name : Dx-500
Detector Name : Conductivity Detector
Column Type : AS14-#13535 AG14-#15177
System Operator : rss

010250

Peak Information : All Components

Pk. Num	Ret Time	Component Name	Concentration (ppm)	Height	Area	Bl. Code	%Delta
1	3.00	FLUORIDE	95.727	130515	1068891	1	-1.75
2	4.28	CHLORIDE	203.711	176298	1587112	2	-0.62
3	5.16	NITRITE-N	97.437	121555	1584989	2	-0.51
4	6.49	BROMIDE	391.300	98747	1339700	2	0.83
5	7.60	NITRATE-N	85.432	98634	1677300	2	3.26
6	9.80	PHOSPHATE-P	191.241	53936	1243660	1	-2.39
7	11.70	SULFATE	397.398	87032	2208180	1	-2.98
			---total(s)---				
	0.00		1462.246		10709831		

CCV

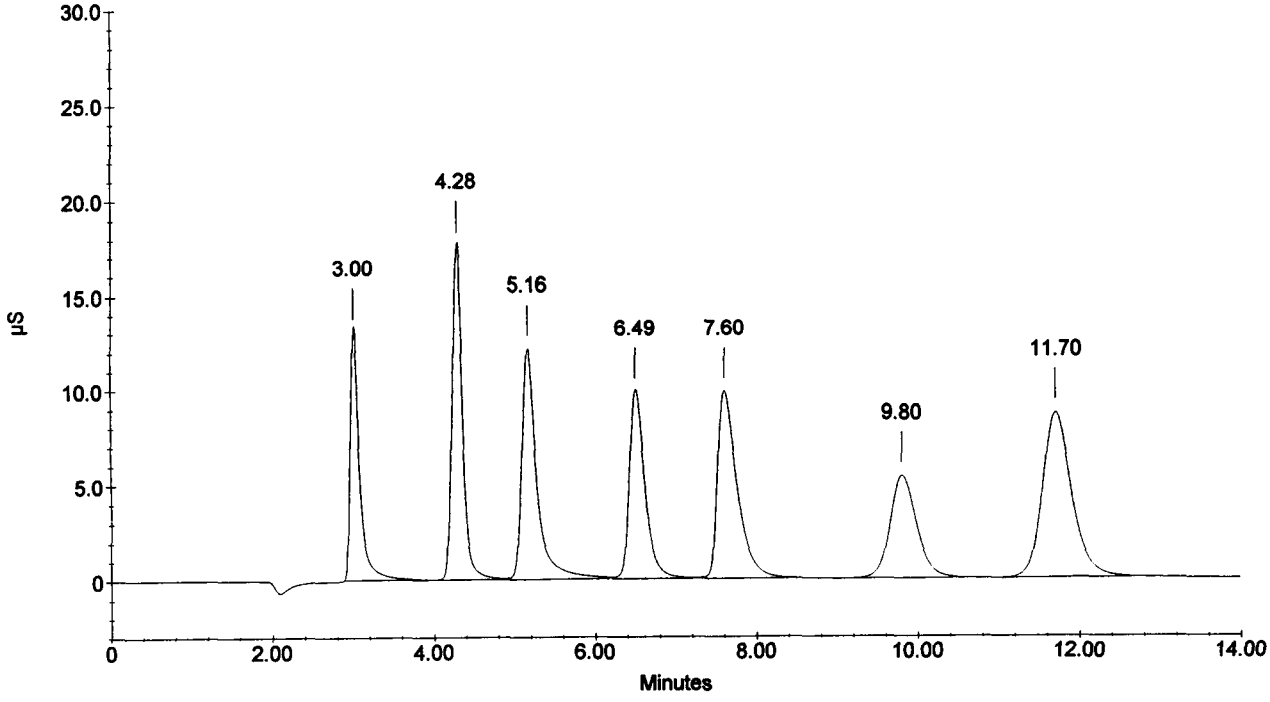

Sample Name : CCB
Dilution Factor : 1.00
Injection Number : 62
Data File Name : c:\peaknet\data\021219\021219_062.DXD
Method File Name : c:\peaknet\method\anions021218.met
Schedule File Name : c:\peaknet\schedule\19dec02.sch

Date Time Collected : 12/20/02 5:19:30 AM
System Name : Dx-500
Detector Name : Conductivity Detector
Column Type : AS14-#13535 AG14-#15177
System Operator : rss

010251

Peak Information : All Components

Pk. Num	Ret Time	Component Name	Concentration (ppm)	Height	Area	Bl. Code	%Delta
0	0.00	(null)	0.000	0	0	0	0.00
		CHLORIDE					
		NITRITE-N					
		BROMIDE					
		NITRATE-N					
		PHOSPHATE-P					
		SULFATE					
			---total(s)---				
	0.00		0.000		0		

CCB

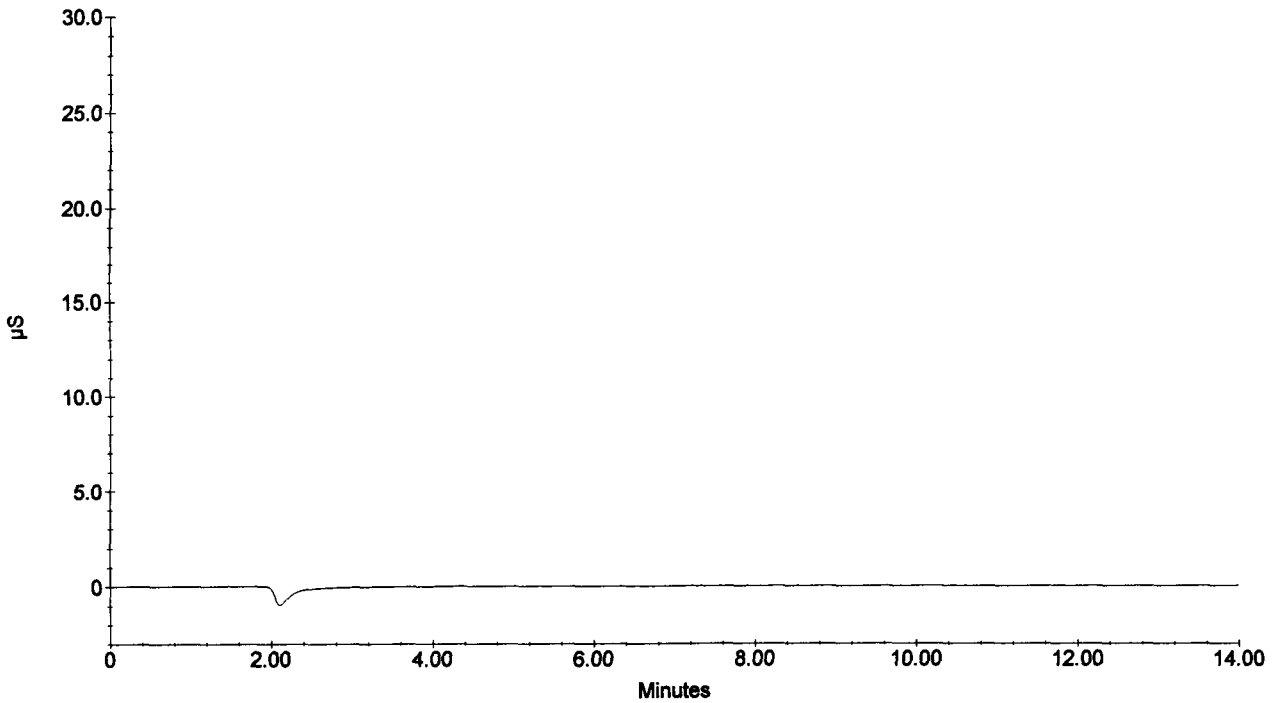

Schedule File: C:\PeakNet\schedule\03jan03.sch

Line	Sample	Sample Type	Level	Method	Data File	Dilution
1	ICV	Sample		anions021218.met	021203_001.dxd	20
2	ICB	Sample		anions021218.met	021203_002.dxd	1
3	216297	Sample		anions021218.met	021203_003.dxd	50
4	216298	Sample		anions021218a.met	021203_004.dxd	50
5	216299	Sample		anions021218a.met	021203_005.dxd	50
6	216300	Sample		anions021218a.met	021203_006.dxd	50
7	216301	Sample		anions021218a.met	021203_007.dxd	50
8	216302	Sample		anions021218a.met	021203_008.dxd	50
9	216303	Sample		anions021218a.met	021203_008.dxd	50
10	216304	Sample		anions021218a.met	021203_009.dxd	50
11	217854	Sample		anions021218.met	021203_010.dxd	5
12	CCV	Sample		anions021218.met	021203_011.dxd	20
13	CCB	Sample		anions021218.met	021203_012.dxd	1
14	217460	Sample		anions021218.met	021203_013.dxd	1
15	217460D	Sample		anions021218.met	021203_014.dxd	1
16	217460S	Sample		anions021218.met	021203_015.dxd	1
17	CCV	Sample		anions021218.met	021203_016.dxd	20
18	CCB	Sample		anions021218.met	021203_017.dxd	1

010252

Default Method Path: C:\PEAKNET\METHOD
Default Data Path: c:\peaknet\data\030103
Comment:
DIVISION 20 WO23452 06002.01.071
LACANTERA WO23587 04909.05.004
DIV 03 WO23550 05724.01.003

RSpier 1/3/03

SW31 54 OA 23jan03

1/9/03 RSS

ICV/CCV source ~~ERA~~ SPEX 22-131AS (Inorg #3607) + Nitrite-N 702-01-1C3.

TU = F = 100
Cl = 200
NO_2N = 100
Br = 400
NO_3N = 90.4
PO_4P = 191.
SO4 = 400

Sample Name : ICV
Dilution Factor : 20.00
Injection Number : 1
Data File Name : ...\021203_001.DXD
Method File Name : c:\peaknet\method\anions021106.met
Schedule File Name : c:\peaknet\schedule\03dec02.sch

Date Time Collected : 1/3/03 8:58:40 AM
System Name : Dx-500
Detector Name : Conductivity Detector
Column Type : AS14-#13535 AG14-#15177
System Operator : rss

010253

Peak Information : All Components

Pk. Num	Ret Time	Component Name	Concentration (ppm)	Height	Area	Bl. Code	%Delta
1	2.98	FLUORIDE	98.913	137038	1068664	1	-2.61
2	4.26	CHLORIDE	208.354	180025	1572377	2	-2.14
3	5.13	NITRITE-N	103.469	123047	1600845	2	-2.29
4	6.50	BROMIDE	408.448	99030	1315808	2	-0.41
5	7.60	NITRATE-N	89.342	97314	1650679	2	1.60
6	9.74	PHOSPHATE-P	197.923	53876	1240198	1	-5.44
7	11.62	SULFATE	400.771	86308	2179653	1	-6.44
	0.00		---total(s)--- 1507.219		10628224		

ICV

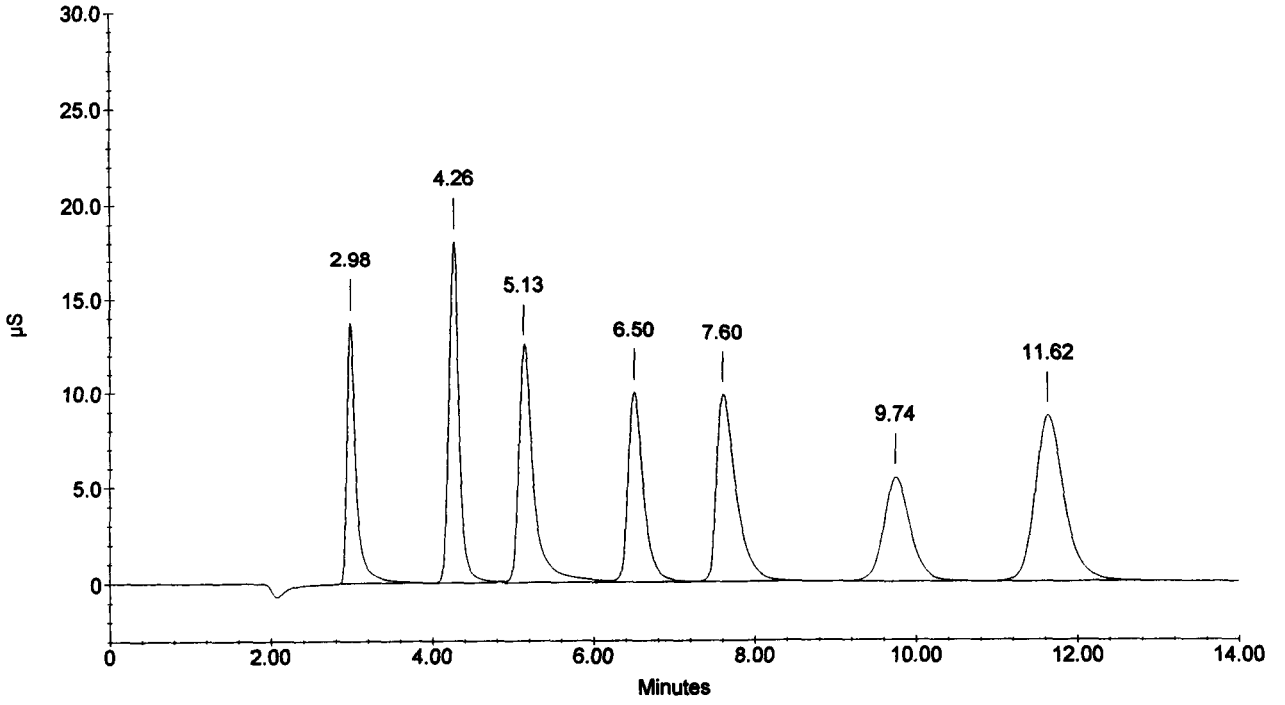

Sample Name : ICB
Dilution Factor : 1.00
Injection Number : 2
Data File Name : c:\peaknet\data\030103\021203_002.DXD
Method File Name : c:\peaknet\method\anions021218.met
Schedule File Name : c:\peaknet\schedule\03jan03.sch

Date Time Collected : 1/3/03 9:50:41 AM
System Name : Dx-500
Detector Name : Conductivity Detector
Column Type : AS14-#13535 AG14-#15177
System Operator : rss

010254

Peak Information : All Components

Pk. Num	Ret Time	Component Name	Concentration (ppm)	Height	Area	Bl. Code	%Delta
0	0.00	(null)	0.000	0	0	0	0.00
		CHLORIDE					
		NITRITE-N					
		BROMIDE					
		NITRATE-N					
		PHOSPHATE-P					
		SULFATE					
			—total(s)—				
	0.00		0.000		0		

ICB

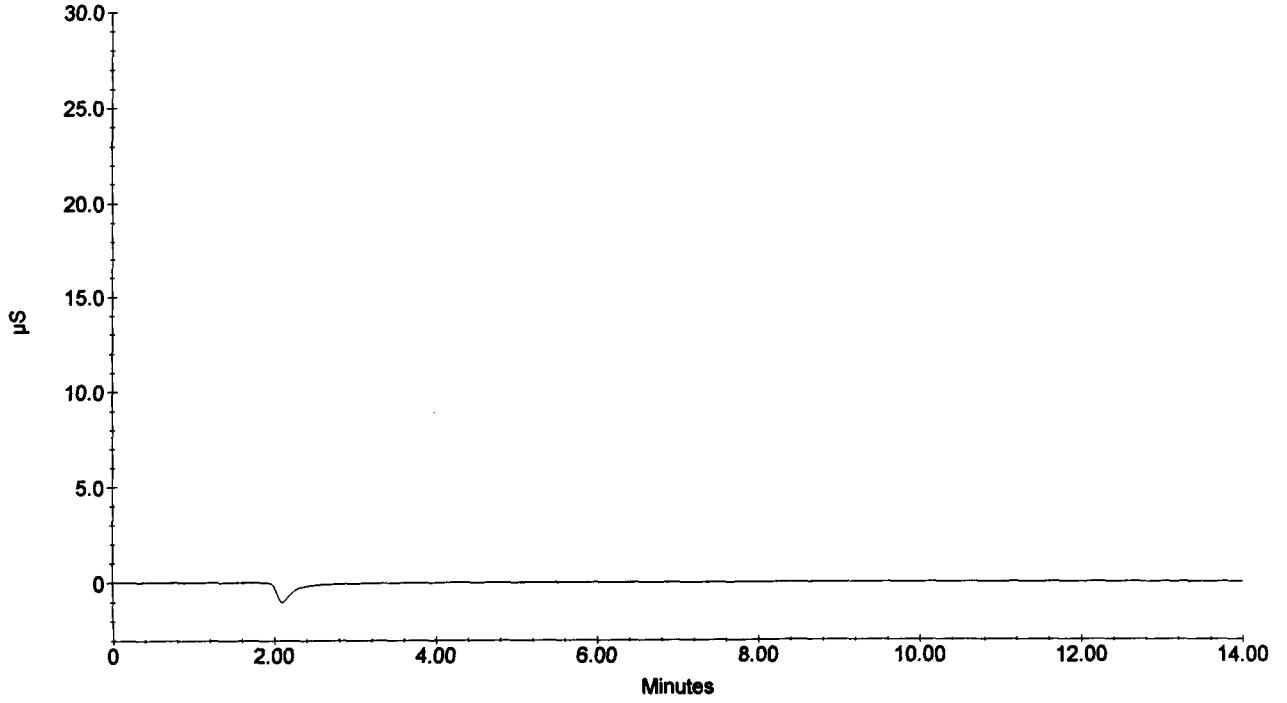

Sample Name : 216297
Dilution Factor : 50.00
Injection Number : 3
Data File Name : c:\peaknet\data\030103\021203_003.DXD
Method File Name : c:\peaknet\method\anions021218.met
Schedule File Name : c:\peaknet\schedule\03jan03.sch

Date Time Collected : 1/3/03 10:07:24 AM
System Name : Dx-500
Detector Name : Conductivity Detector
Column Type : AS14-#13535 AG14-#15177
System Operator : rss

010255

Peak Information : All Components

Pk. Num	Ret Time	Component Name	Concentration (ppm)	Height	Area	Bl. Code	%Delta
1	3.01	FLUORIDE	0.107	103	469	1	-1.31
2	4.29	CHLORIDE	873.266 ✓	338300	2903376	1	-0.31
		NITRITE-N					
		BROMIDE					
		NITRATE-N					
		PHOSPHATE-P					
		SULFATE					
			---total(s)---				
	0.00		873.372		2903845		

216297

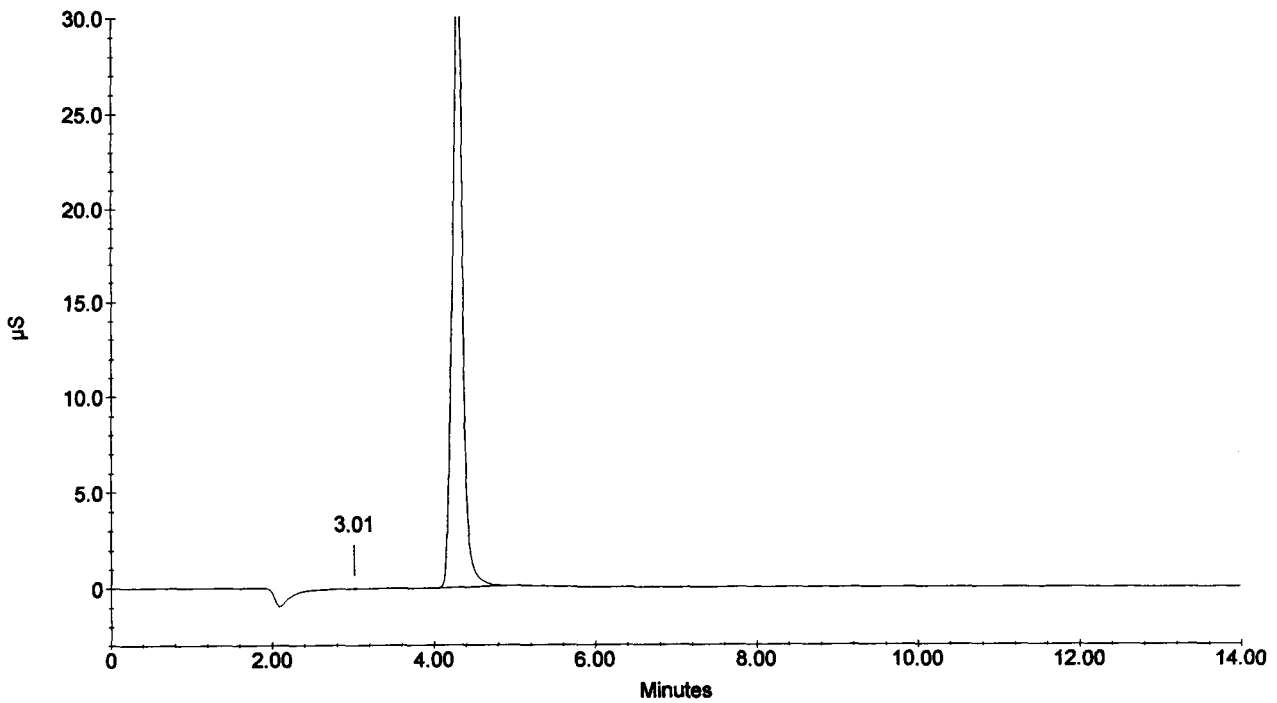

Sample Name : 216298
Dilution Factor : 50.00
Injection Number : 4
Data File Name : c:\peaknet\data\030103\021203_004.DXD
Method File Name : c:\peaknet\method\anions021218.met
Schedule File Name : c:\peaknet\schedule\03jan03.sch

Date Time Collected : 1/3/03 10:24:07 AM
System Name : Dx-500
Detector Name : Conductivity Detector
Column Type : AS14-#13535 AG14-#15177
System Operator : rss

010256

Peak Information : All Components

Pk. Num	Ret Time	Component Name	Concentration (ppm)	Height	Area	Bl. Code	%Delta
1	4.29	CHLORIDE	804.547	307658	2639535	1	-0.31
1	4.29	CHLORIDE	804.547	307658	2639535	1	-0.31
		NITRITE-N					
		BROMIDE					
		NITRATE-N					
		PHOSPHATE-P					
		SULFATE					
			---total(s)---				
	0.00		1609.095		5279070		

216298

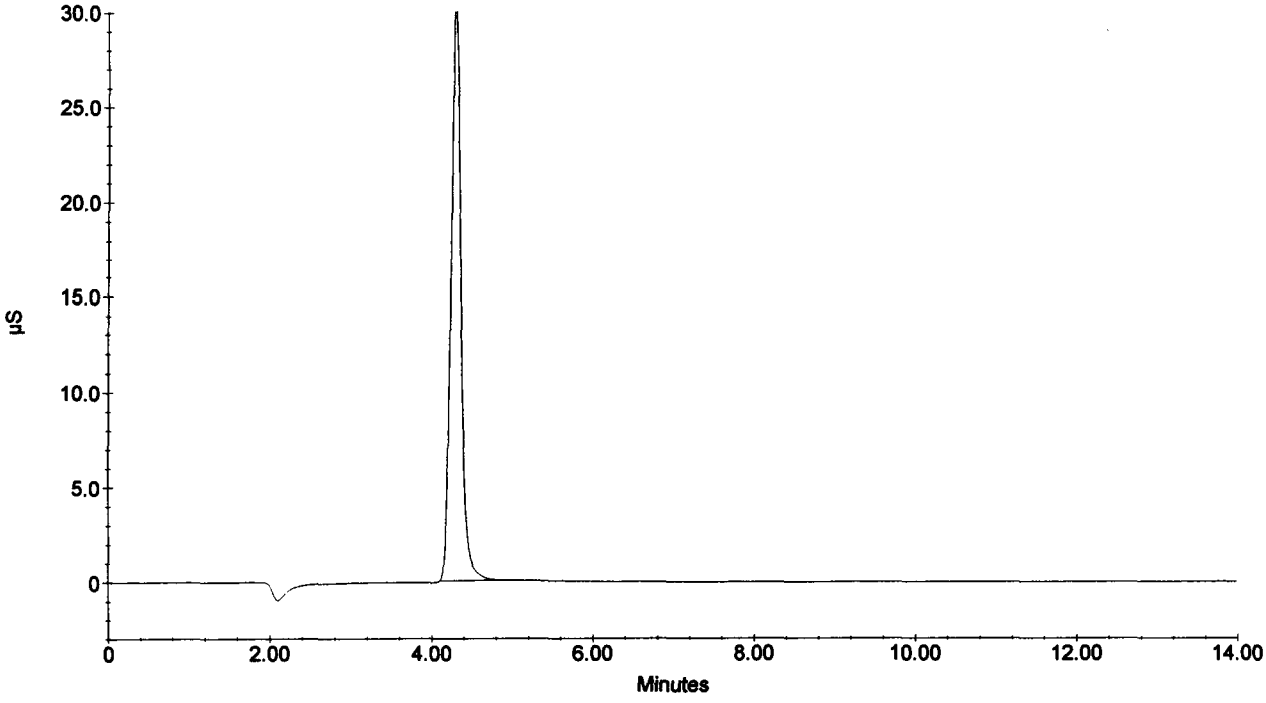

Sample Name : 216299
Dilution Factor : 50.00
Injection Number : 5
Data File Name : c:\peaknet\data\030103\021203_005.DXD
Method File Name : c:\peaknet\method\anions021218.met
Schedule File Name : c:\peaknet\schedule\03jan03.sch

Date Time Collected : 1/3/03 10:40:52 AM
System Name : Dx-500
Detector Name : Conductivity Detector
Column Type : AS14-#13535 AG14-#15177
System Operator : rss

010257

Peak Information : All Components

Pk. Num	Ret Time	Component Name	Concentration (ppm)	Height	Area	Bl. Code	%Delta
1	3.02	FLUORIDE	0.173	128	760	1	-0.87
2	4.28	CHLORIDE	796.827	297496	2610393	1	-0.62
		NITRITE-N					
		BROMIDE					
		NITRATE-N					
		PHOSPHATE-P					
		SULFATE					
			---total(s)---				
	0.00		797.000		2611154		

216299

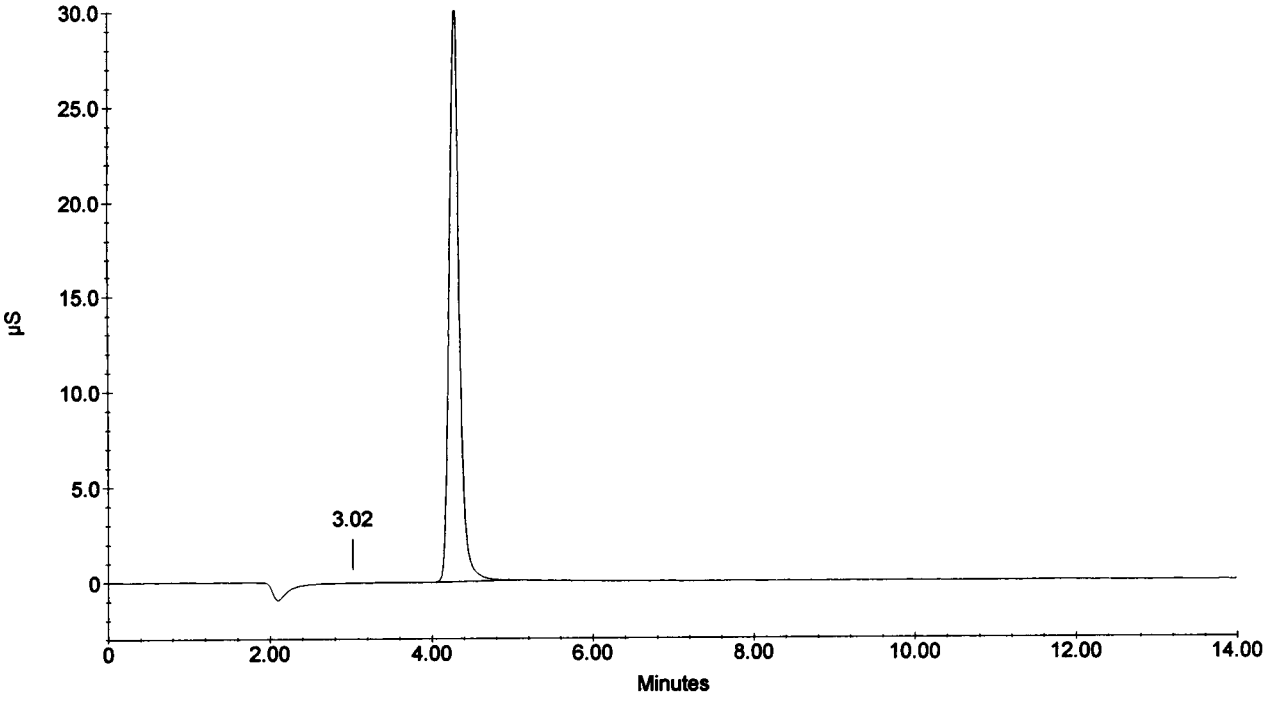

Sample Name : 216300
Dilution Factor : 50.00
Injection Number : 6
Data File Name : c:\peaknet\data\030103\021203_006.DXD
Method File Name : c:\peaknet\method\anions021218.met
Schedule File Name : c:\peaknet\schedule\03jan03.sch

Date Time Collected : 1/3/03 10:57:35 AM
System Name : Dx-500
Detector Name : Conductivity Detector
Column Type : AS14-#13535 AG14-#15177
System Operator : rss

010258

Peak Information : All Components

Pk. Num	Ret Time	Component Name	Concentration (ppm)	Height	Area	Bl. Code	%Delta
1	3.02	FLUORIDE	0.179	141	789	1	-0.87
2	4.30	CHLORIDE	905.112	351279	3028504	1	0.00
		NITRITE-N					
		BROMIDE					
		NITRATE-N					
		PHOSPHATE-P					
		SULFATE					
			---total(s)---				
	0.00		905.292		3029293		

216300

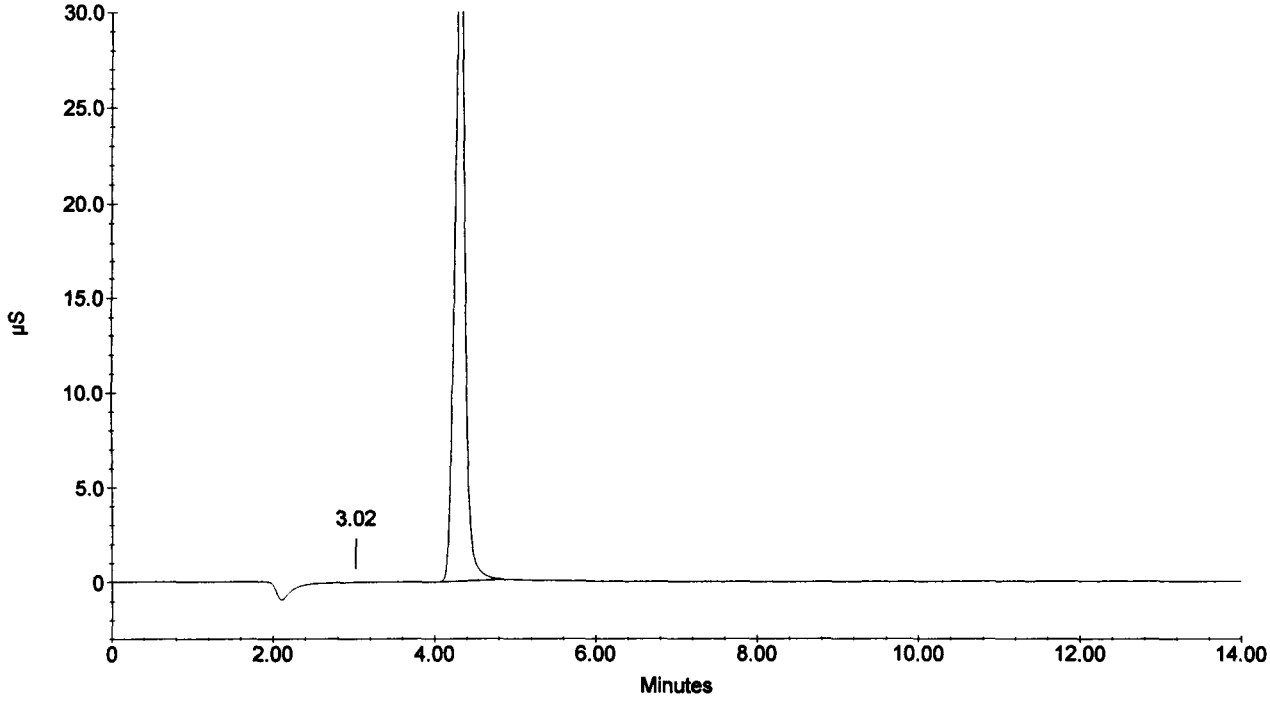

Sample Name : 216301
Dilution Factor : 50.00
Injection Number : 7
Data File Name : c:\peaknet\data\030103\021203_007.DXD
Method File Name : c:\peaknet\method\anions021218.met
Schedule File Name : c:\peaknet\schedule\03jan03.sch

Date Time Collected : 1/3/03 11:20:18 AM
System Name : Dx-500
Detector Name : Conductivity Detector
Column Type : AS14-#13535 AG14-#15177
System Operator : rss

010259

Peak Information : All Components

Pk. Num	Ret Time	Component Name	Concentration (ppm)	Height	Area	Bl. Code	%Delta
1	4.28	CHLORIDE	706.141	269136	2275135	1	-0.62
1	4.28	CHLORIDE	706.141 ✓	269136	2275135	1	-0.62
		NITRITE-N					
		BROMIDE					
		NITRATE-N					
		PHOSPHATE-P					
		SULFATE					
			—total(s)—				
	0.00		1412.282		4550271		

216301

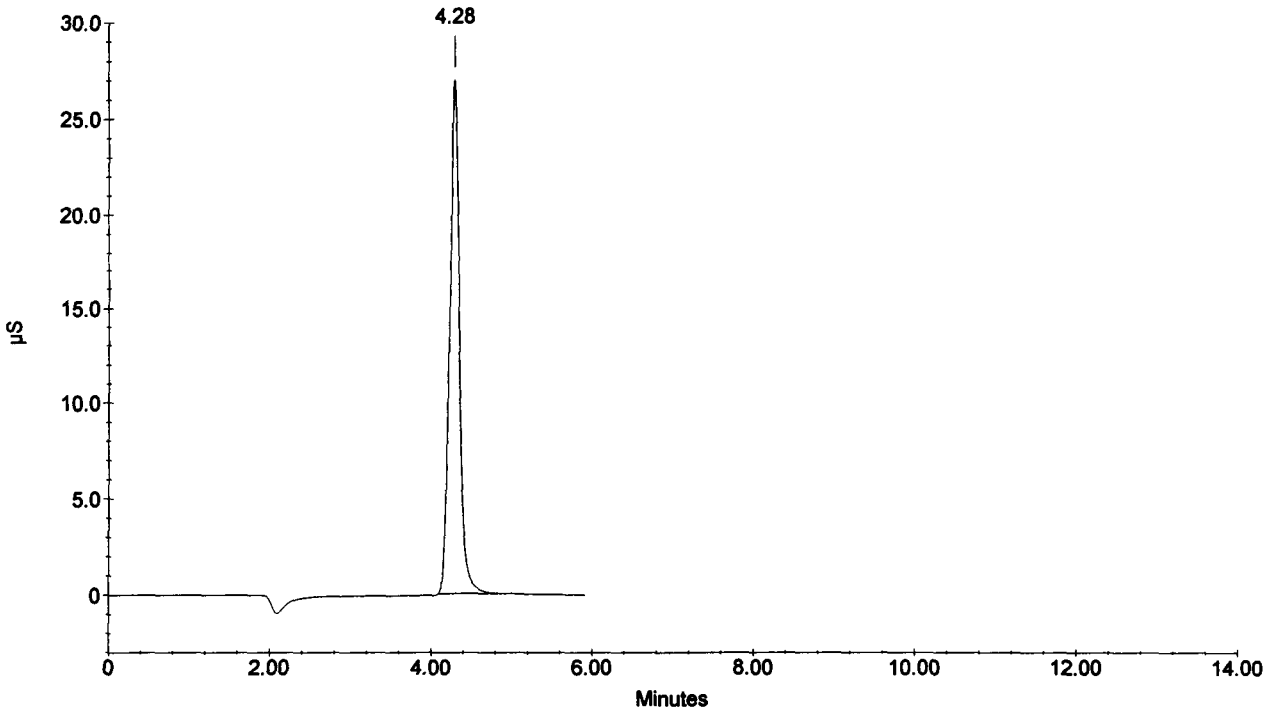

Sample Name : 216302
Dilution Factor : 50.00
Injection Number : 8
Data File Name : c:\peaknet\data\030103\021203_008.DXD
Method File Name : c:\peaknet\method\anions021218a.met
Schedule File Name : c:\peaknet\schedule\03jan03.sch

Date Time Collected : 1/3/03 11:22:58 AM
System Name : Dx-500
Detector Name : Conductivity Detector
Column Type : AS14-#13535 AG14-#15177
System Operator : rss

010260

Peak Information : All Components

Pk. Num	Ret Time	Component Name	Concentration (ppm)	Height	Area	Bl. Code	%Delta
1	4.28	CHLORIDE	706.252	263380	2275539	1	-0.62
1	4.28	CHLORIDE	706.252	263380	2275539	1	-0.62
		NITRITE-N					
		BROMIDE					
		NITRATE-N					
		PHOSPHATE-P					
		SULFATE					
			—total(s)—				
	0.00		1412.505		4551079		

216302

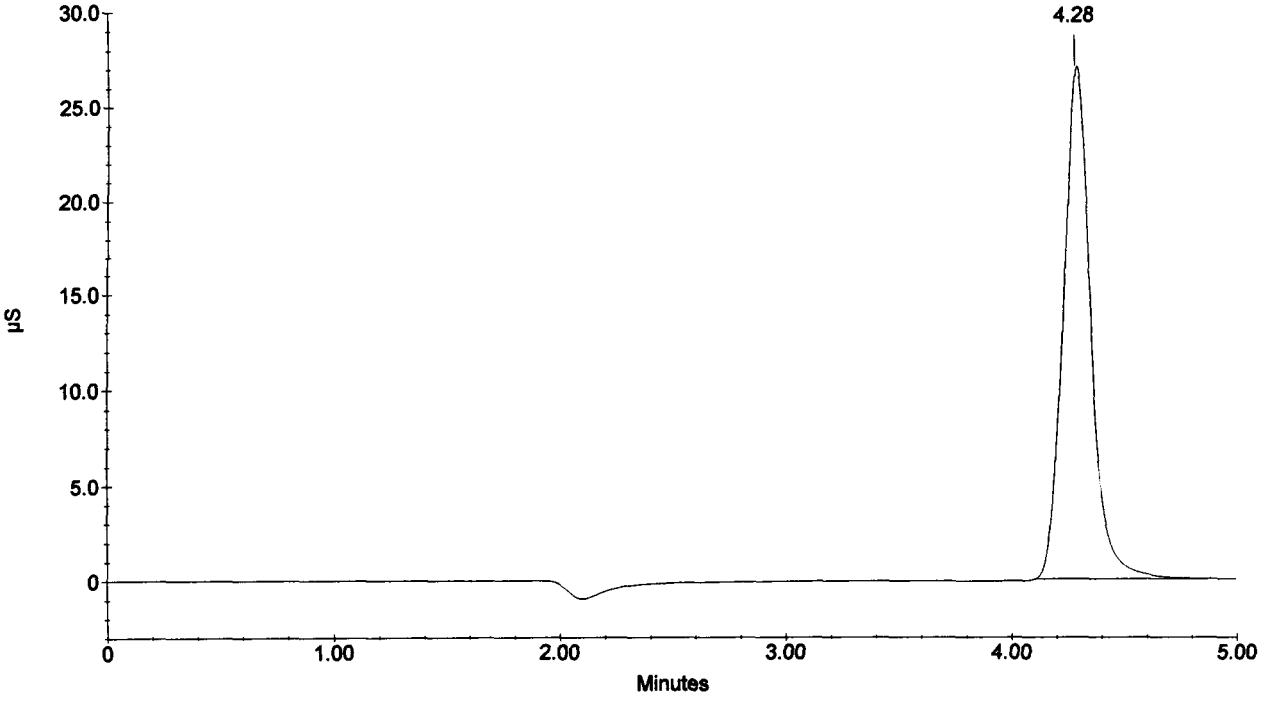

Sample Name : 216303
Dilution Factor : 50.00
Injection Number : 9
Data File Name : c:\peaknet\data\030103\021203_009.DXD
Method File Name : c:\peaknet\method\anions021218a.met
Schedule File Name : c:\peaknet\schedule\03jan03.sch

Date Time Collected : 1/3/03 11:30:43 AM
System Name : Dx-500
Detector Name : Conductivity Detector
Column Type : AS14-#13535 AG14-#15177
System Operator : rss

010261

Peak Information : All Components

Pk. Num	Ret Time	Component Name	Concentration (ppm)	Height	Area	Bl. Code	%Delta
1	4.28	CHLORIDE	704.991	268829	2270965	1	-0.62
1	4.28	CHLORIDE	704.991	268829	2270965	1	-0.62
		NITRITE-N					
		BROMIDE					
		NITRATE-N					
		PHOSPHATE-P					
		SULFATE					
			—total(s)—				
	0.00		1409.983		4541930		

216303

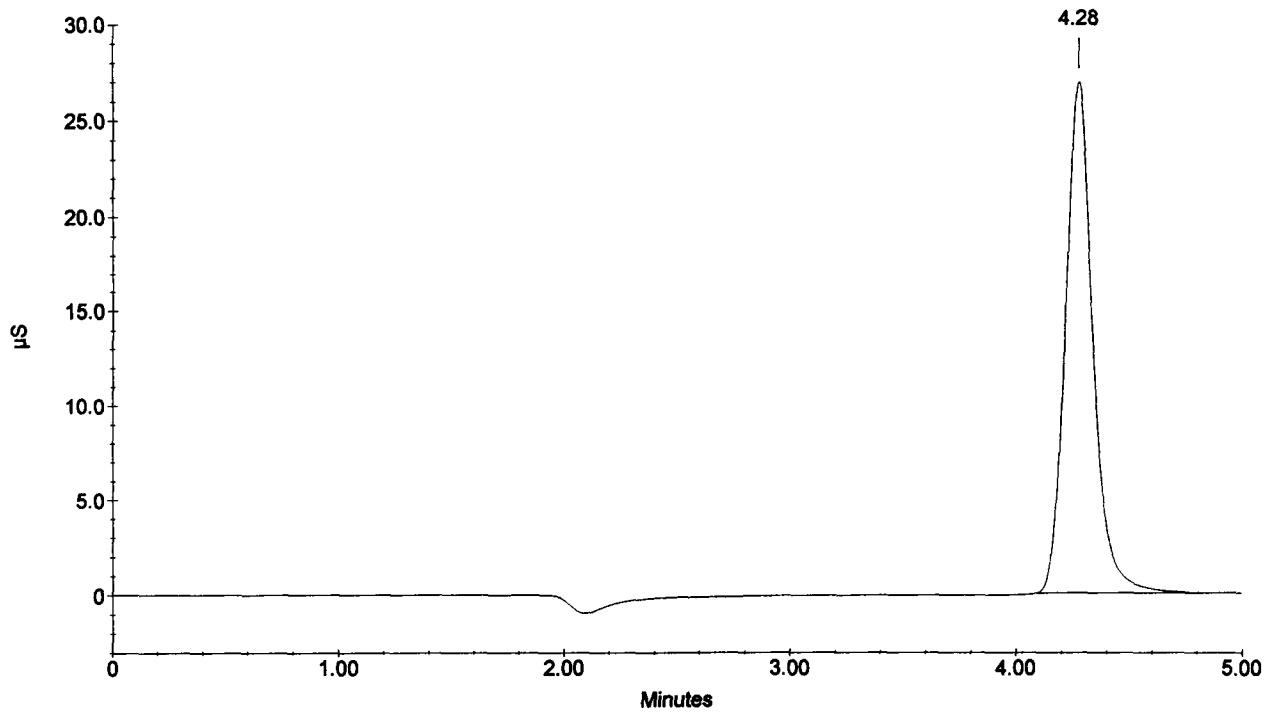

Sample Name : 216304
Dilution Factor : 50.00
Injection Number : 10
Data File Name : c:\peaknet\data\030103\021203_010.DXD
Method File Name : c:\peaknet\method\anions021218a.met
Schedule File Name : c:\peaknet\schedule\03jan03.sch

Date Time Collected : 1/3/03 11:38:24 AM
System Name : Dx-500
Detector Name : Conductivity Detector
Column Type : AS14-#13535 AG14-#15177
System Operator : rss

010262

Peak Information : All Components

Pk. Num	Ret Time	Component Name	Concentration (ppm)	Height	Area	Bl. Code	%Delta
1	3.81		0.000	125	1540	1	
2	4.28	CHLORIDE	732.668	273560	2371901	1	-0.62
		NITRITE-N					
		BROMIDE					
		NITRATE-N					
		PHOSPHATE-P					
		SULFATE					
			—total(s)—				
	0.00		732.668		2373441		

216304

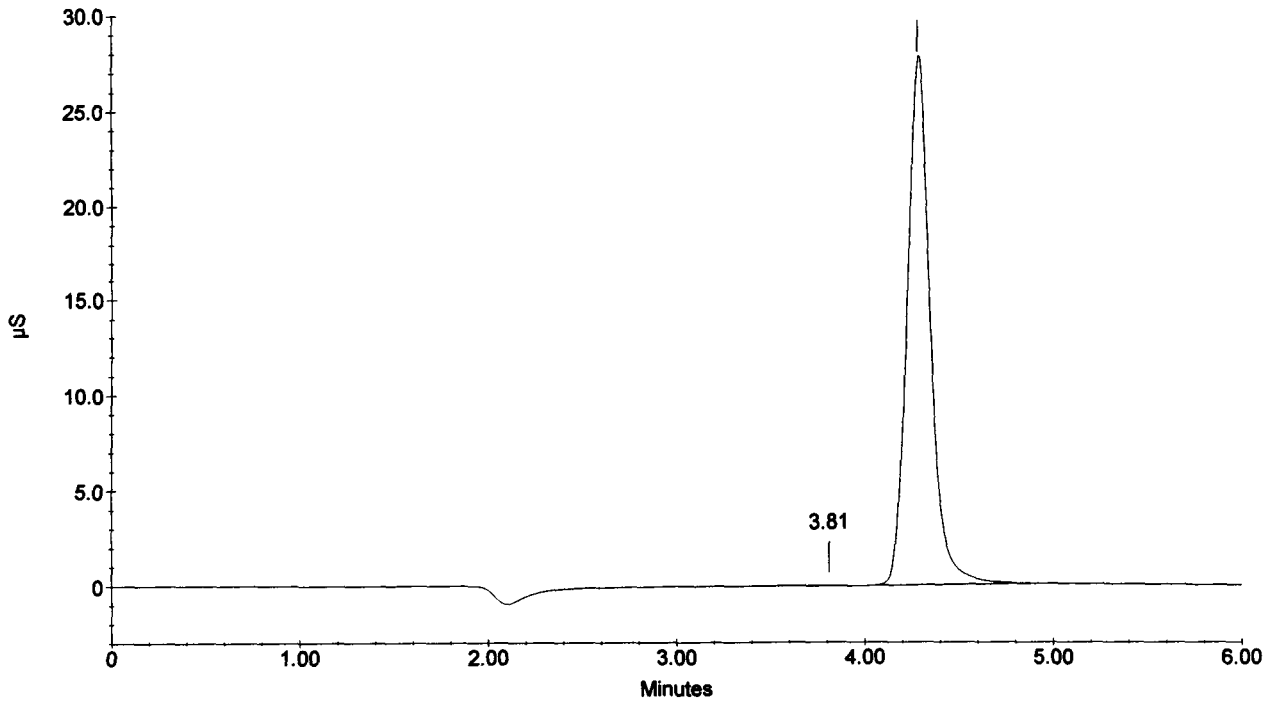

Sample Name : 217854
Dilution Factor : 5.00
Injection Number : 11
Data File Name : c:\peaknet\data\030103\021203_011.DXD
Method File Name : c:\peaknet\method\anions021218.met
Schedule File Name : c:\peaknet\schedule\03jan03.sch

Date Time Collected : 1/3/03 11:47:04 AM
System Name : Dx-500
Detector Name : Conductivity Detector
Column Type : AS14-#13535 AG14-#15177
System Operator : rss

010263

Peak Information : All Components

Pk. Num	Ret Time	Component Name	Concentration (ppm)	Height	Area	Bl. Code	%Delta
2	3.00	FLUORIDE	1.989	9643	87559	1	-1.75
3	4.29	CHLORIDE	90.666	361003	3034630	1	-0.31
		NITRITE-N					
4	6.57	BROMIDE	0.342	335	4186	1	2.07
		NITRATE-N					
		PHOSPHATE-P					
5	11.20	SULFATE	-4594.659	2097033	66486334	1	-7.18
			---total(s)---				
	0.00		-4501.662		69612710		

217854

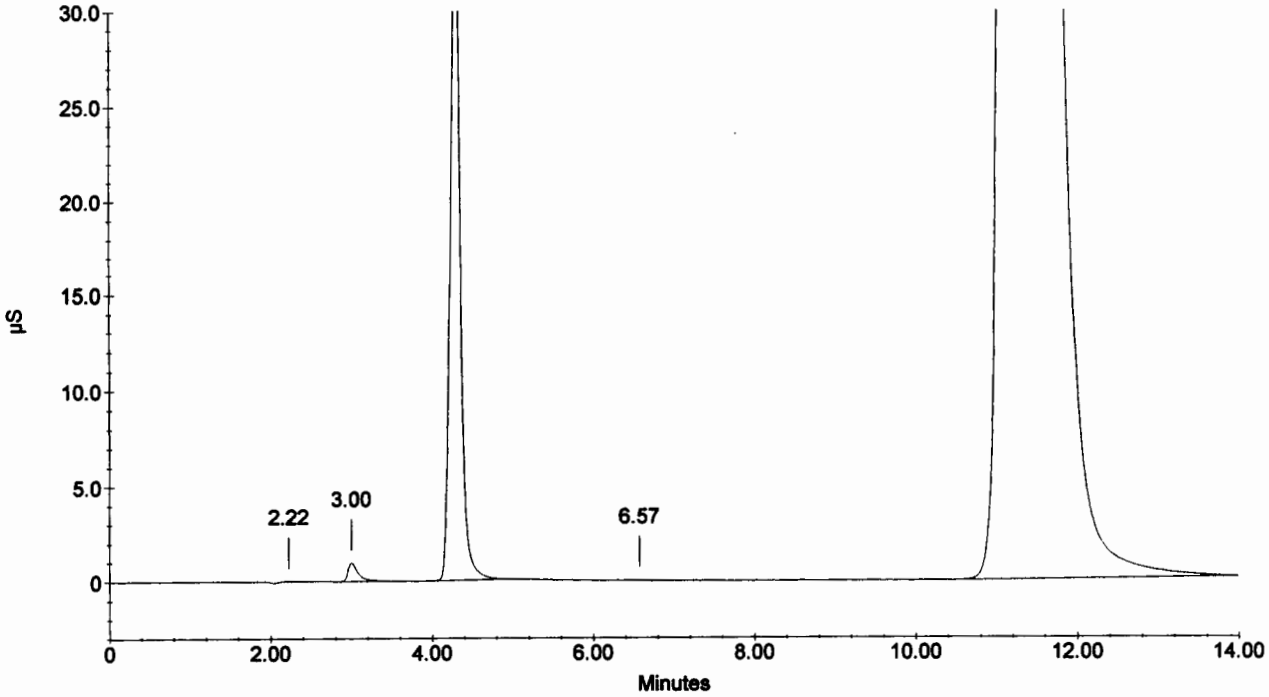

Sample Name : CCV
Dilution Factor : 20.00
Injection Number : 12
Data File Name : c:\peaknet\data\030103\021203_012.DXD
Method File Name : c:\peaknet\method\anions021218.met
Schedule File Name : c:\peaknet\schedule\03jan03.sch

Date Time Collected : 1/3/03 12:03:46 PM
System Name : Dx-500
Detector Name : Conductivity Detector
Column Type : AS14-#13535 AG14-#15177
System Operator : rss

010264

Peak Information : All Components

Pk. Num	Ret Time	Component Name	Concentration (ppm)	Height	Area	Bl. Code	%Delta
1	3.00	FLUORIDE	101.439	143350	1133783	1	-1.75
2	4.26	CHLORIDE	213.238	188961	1667736	2	-0.93
3	5.13	NITRITE-N	104.568	133404	1703559	2	-1.03
4	6.46	BROMIDE	408.690	107369	1407826	2	0.41
5	7.54	NITRATE-N	89.839	106359	1766971	2	2.54
6	9.80	PHOSPHATE-P	201.380	57495	1315019	1	-2.39
7	11.70	SULFATE	414.213	92597	2310991	1	-2.98
			—total(s)—				
	0.00		1533.368		11305886		

CCV

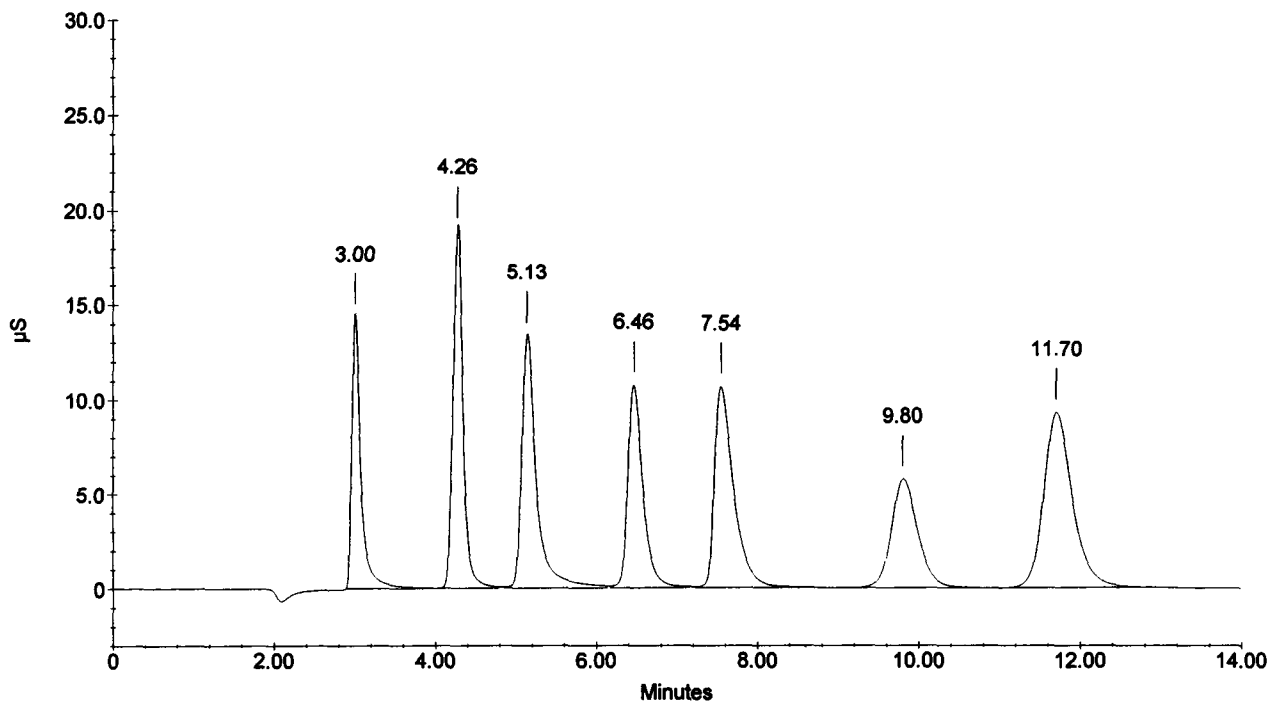

Sample Name : CCB
Dilution Factor : 1.00
Injection Number : 13
Data File Name : c:\peaknet\data\030103\021203_013.DXD
Method File Name : c:\peaknet\method\anions021218.met
Schedule File Name : c:\peaknet\schedule\03jan03.sch

Date Time Collected : 1/3/03 12:20:27 PM
System Name : Dx-500
Detector Name : Conductivity Detector
Column Type : AS14-#13535 AG14-#15177
System Operator : rss

010265

Peak Information : All Components

Pk. Num	Ret Time	Component Name	Concentration (ppm)	Height	Area	Bl. Code	%Delta
1	3.34	FLUORIDE	0.003	82	694	1	9.62
2	4.30	CHLORIDE	0.017	273	2405	1	0.00
		NITRITE-N					
		BROMIDE					
		NITRATE-N					
		PHOSPHATE-P					
		SULFATE					
			---total(s)---				
	0.00		0.020		3099		

CCB

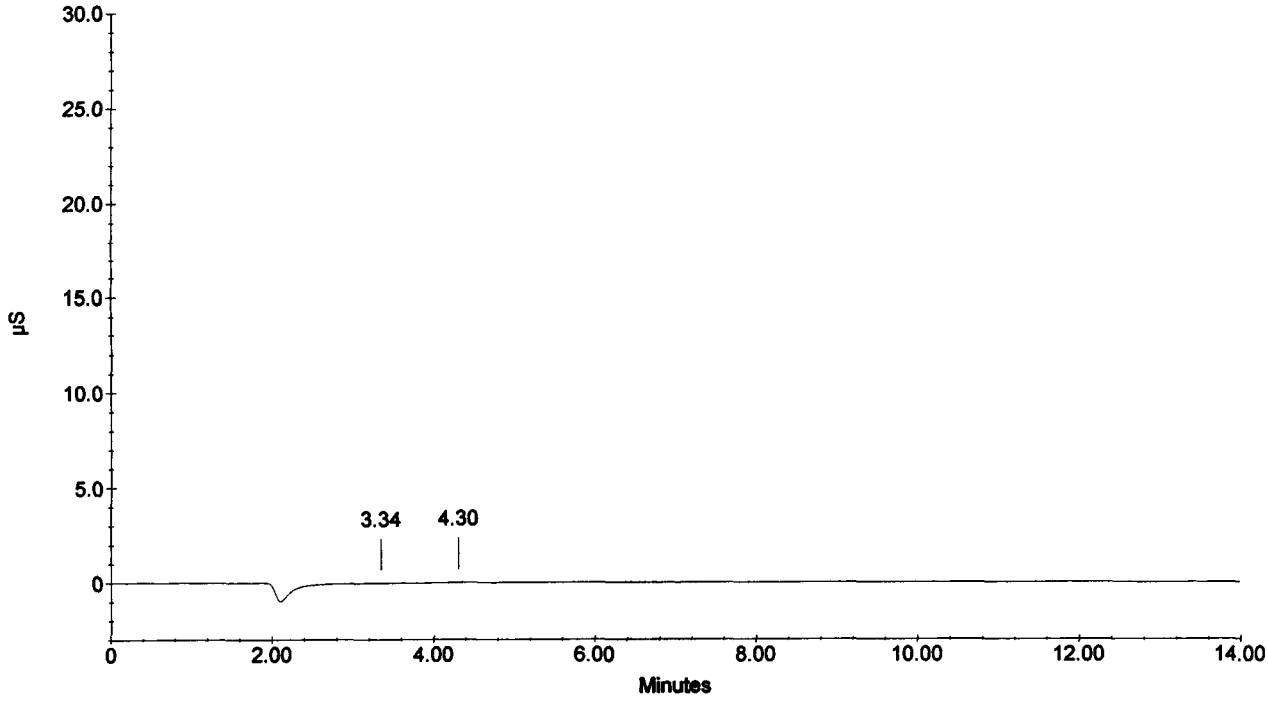

Sample Name : 217460
Dilution Factor : 1.00
Injection Number : 14
Data File Name : C:\PeakNet\data\030103\021203_014.DXD
Method File Name : ...\ANIONS021218.met
Schedule File Name : c:\peaknet\schedule\03jan03.sch

Date Time Collected : 1/3/03 12:37:09 PM
System Name : Dx-500
Detector Name : Conductivity Detector
Column Type : AS14-#13535 AG14-#15177
System Operator : rss

010266

Peak Information : All Components

Pk. Num	Ret Time	Component Name	Concentration (ppm)	Height	Area	Bl. Code	%Delta
1	3.04	FLUORIDE	0.008	485	1797	2	-0.44
3	4.33	CHLORIDE	0.459	3734	66624	4	0.62
4	5.17	NITRITE-N	0.778	19249	248845	2	-0.26
		BROMIDE					
5	7.70	NITRATE-N	0.544	12463	207638	1	4.71
6	10.54	PHOSPHATE-P	4.067	18834	505022	2	5.05
7	11.80	SULFATE	1.516	5308	155877	2	-2.21
			---total(s)---				
	0.00		7.372		1185801		

217460

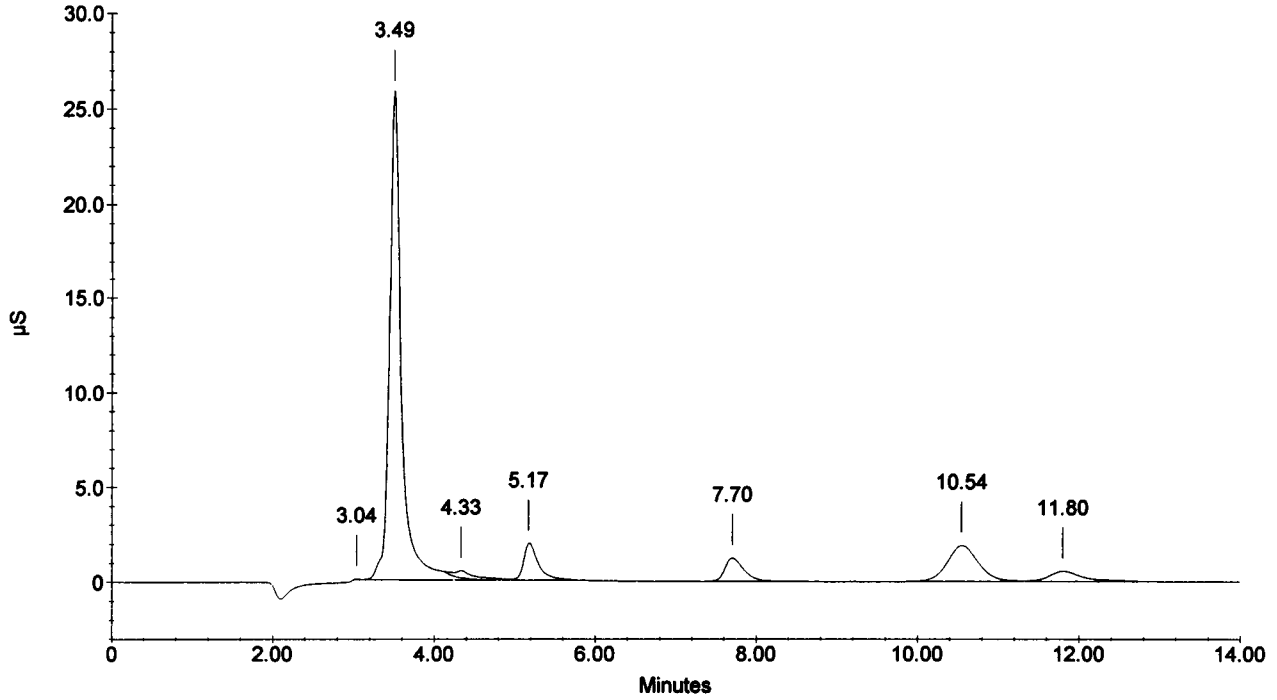

Sample Name : 217460D
Dilution Factor : 1.00
Injection Number : 15
Data File Name : C:\PeakNet\data\030103\021203_015.DXD
Method File Name : ...\ANIONS021218.met
Schedule File Name : c:\peaknet\schedule\03jan03.sch

Date Time Collected : 1/3/03 12:53:49 PM
System Name : Dx-500
Detector Name : Conductivity Detector
Column Type : AS14-#13535 AG14-#15177
System Operator : rss

010267

Peak Information : All Components

Pk. Num	Ret Time	Component Name	Concentration (ppm)	Height	Area	Bl. Code	%Delta
1	3.02	FLUORIDE	0.010	545	2266	2	-0.87
3	4.32	CHLORIDE	0.485	3921	70444	4	0.31
4	5.17	NITRITE-N	0.801	19359	256251	2	-0.26
		BROMIDE					
5	7.68	NITRATE-N	0.545	12330	207894	1	4.35
6	10.54	PHOSPHATE-P	3.997	19047	495954	1	5.05
7	11.78	SULFATE	1.095	4724	112358	1	-2.32
			—total(s)—				
	0.00		6.933		1145168		

217460D

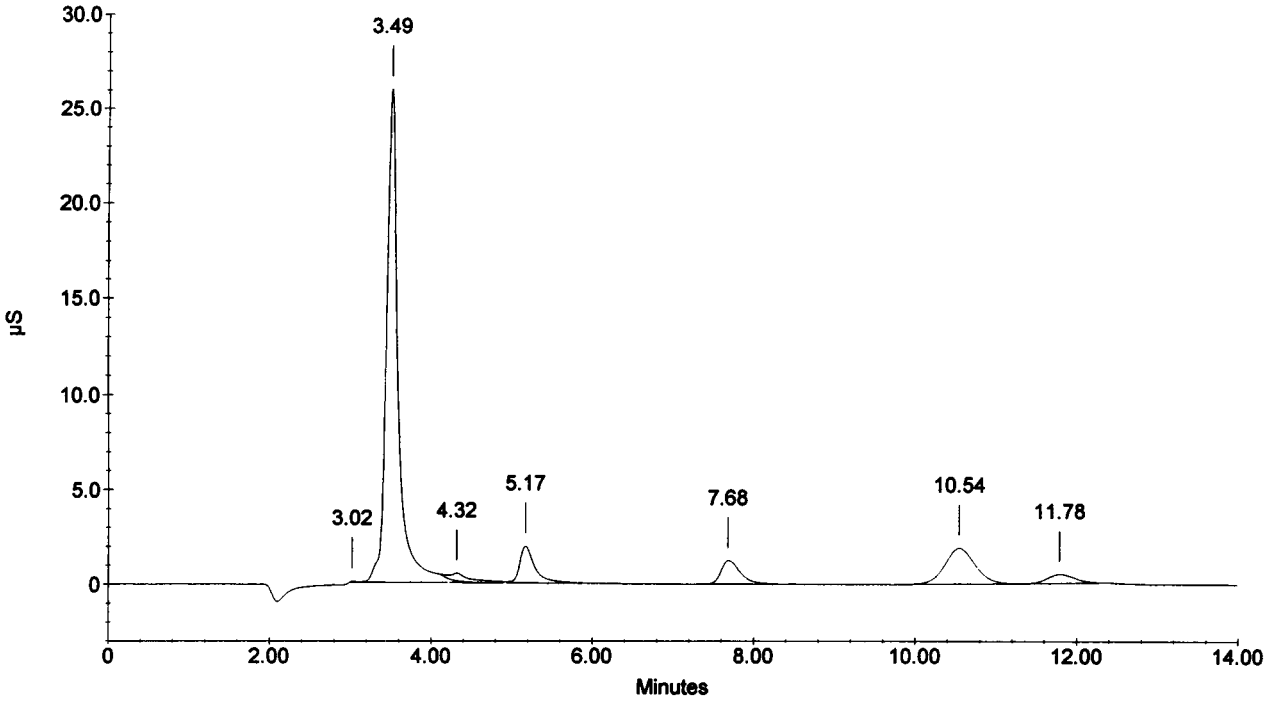

Sample Name : 217460S
Dilution Factor : 1.00
Injection Number : 16
Data File Name : C:\PeakNet\data\030103\021203_016.DXD
Method File Name : ...\ANIONS021218.met
Schedule File Name : c:\peaknet\schedule\03jan03.sch

Date Time Collected : 1/3/03 1:10:31 PM
System Name : Dx-500
Detector Name : Conductivity Detector
Column Type : AS14-#13535 AG14-#15177
System Operator : rss

010268

Peak Information : All Components

Pk. Num	Ret Time	Component Name	Concentration (ppm)	Height	Area	Bl. Code	%Delta
1	3.01	FLUORIDE	0.671	21474	147777	2	-1.31
3	4.32	CHLORIDE	2.302	36538	338583	2	0.31
4	5.16	NITRITE-N	1.674	42687	537355	1	-0.51
5	6.52	BROMIDE	3.702	17513	230608	1	1.24
6	7.62	NITRATE-N	1.328	30885	509540	1	3.62
7	9.86	PHOSPHATE-P	1.855	9700	223525	2	-1.73
9	11.77	SULFATE	5.304	20259	553343	2	-2.43
			---total(s)---				
	0.00		16.836		2540731		

217460S

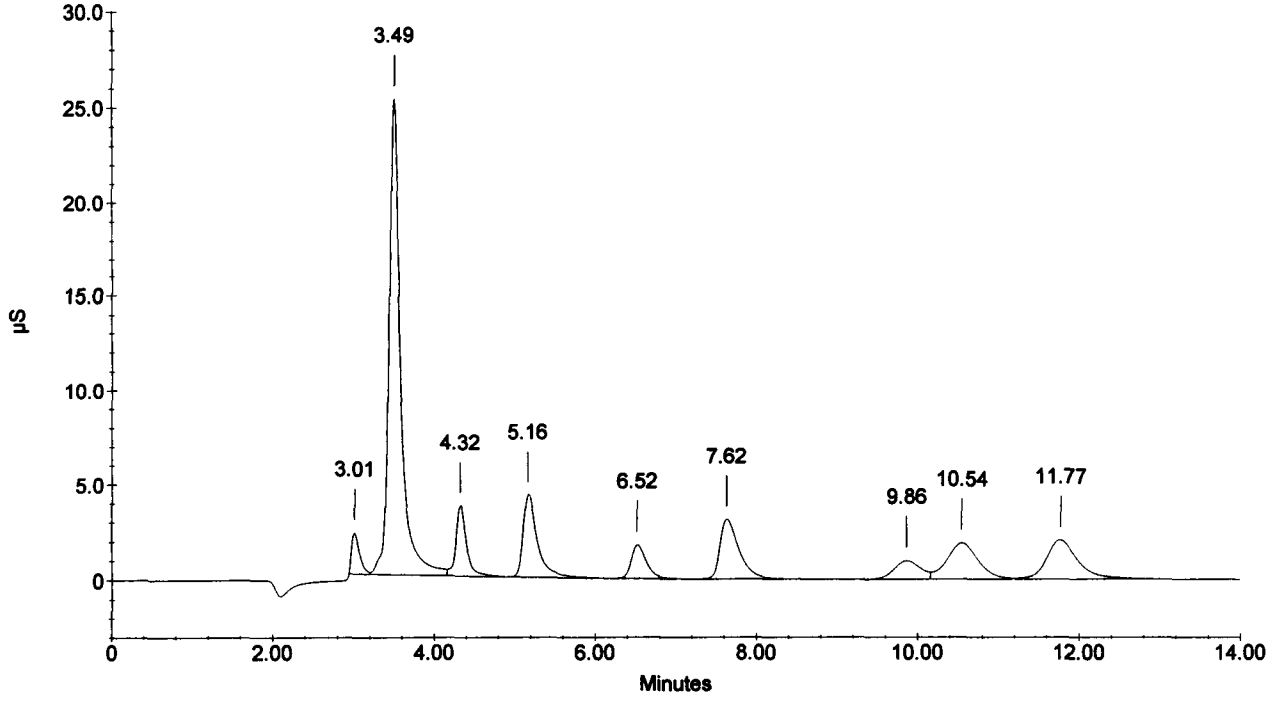

Sample Name : CCV
Dilution Factor : 20.00
Injection Number : 17
Data File Name : C:\PeakNet\data\030103\021203_017.DXD
Method File Name : ...\ANIONS021218.met
Schedule File Name : c:\peaknet\schedule\03jan03.sch

Date Time Collected : 1/3/03 1:27:14 PM
System Name : Dx-500
Detector Name : Conductivity Detector
Column Type : AS14-#13535 AG14-#15177
System Operator : rss

010269

Peak Information : All Components

Pk. Num	Ret Time	Component Name	Concentration (ppm)	Height	Area	Bl. Code	%Delta
1	2.98	FLUORIDE	95.772	132168	1069401	2	-2.19
2	4.25	CHLORIDE	201.804	177926	1571047	2	-1.24
3	5.12	NITRITE-N	97.056	124826	1578672	2	-1.29
4	6.44	BROMIDE	385.799	100756	1318346	2	0.00
5	7.52	NITRATE-N	84.423	100181	1656817	2	2.17
6	9.80	PHOSPHATE-P	191.510	54225	1245545	1	-2.39
7	11.69	SULFATE	390.971	86831	2169127	1	-3.09
			---total(s)---				
	0.00		1447.335		10608955		

CCV

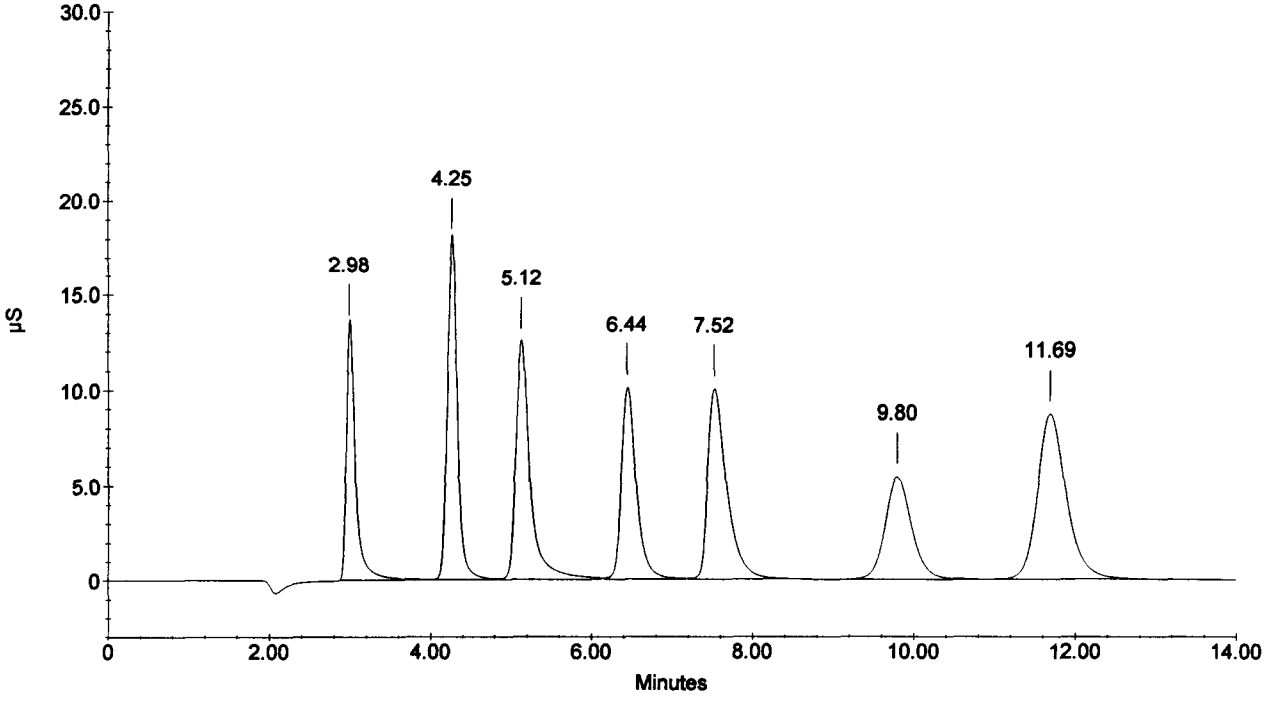

Sample Name : CCB
Dilution Factor : 1.00
Injection Number : 18
Data File Name : C:\PeakNet\data\030103\021203_018.DXD
Method File Name : ...\ANIONS021218.met
Schedule File Name : c:\peaknet\schedule\03jan03.sch

Date Time Collected : 1/3/03 1:43:54 PM
System Name : Dx-500
Detector Name : Conductivity Detector
Column Type : AS14-#13535 AG14-#15177
System Operator : rss

010270

Peak Information : All Components

Pk. Num	Ret Time	Component Name	Concentration (ppm)	Height	Area	Bl. Code	%Delta
0	0.00	(null)	0.000	0	0	0	0.00
		CHLORIDE					
		NITRITE-N					
		BROMIDE					
		NITRATE-N					
		PHOSPHATE-P					
		SULFATE					
			---total(s)---				
	0.00		0.000		0		

CCB

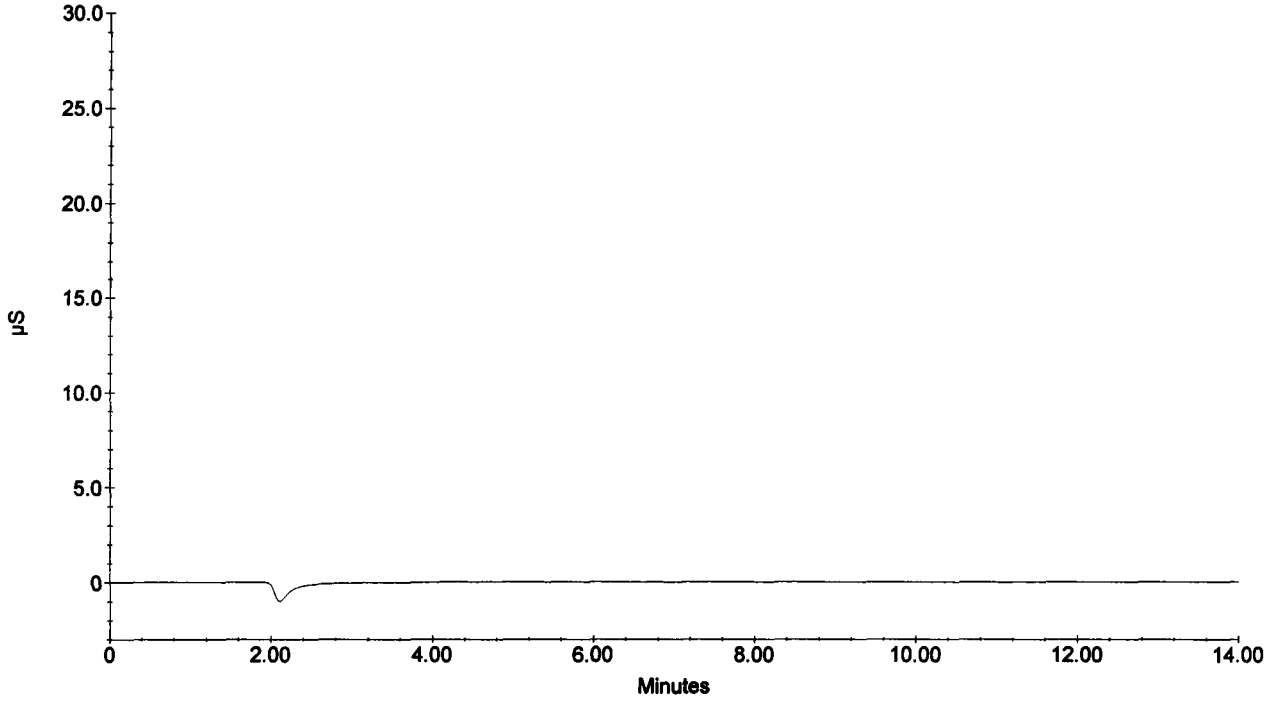

SOUTHWEST RESEARCH INSTITUTE
NUCLEAR PROJECT
CLIENT: Division 20
WORK ORDER: 23452
SDG: 216253 (ANC-0A-1)
VTSR: November 18, 2002
PROJECT#: 06002.01.071

Certificates of Analysis

FISHER SCIENTIFIC CHEMICAL DIVISION
One Reagent Lane, Fair Lawn, NJ 07410

ANALYTICAL CONTROL LABORATORY ANALYSIS 010271

Name & Grade:
SODIUM NITRITE, A.C.S.
Catalog Number: S347
Lot Number: 944033
P.O./ Other Customer ID:

Date of Testing/Mfg: 07/14/94

This is to certify that units of the above mentioned lot number were tested and found to comply with the specifications of the grade listed. The following are the actual analytical results obtained:

Test	Unit	Result
APPEARANCE	PASS/FAIL	PASS-WHITE CRYSTS W/YEL TINT
ASSAY	%	99.5000
CALCIUM IN %	%	0.0030
CHLORIDE	%	0.0020
FLUORIDE (F)	PPM	0.400
HEAVY METALS	%	0.0003
IDENTIFICATION		PASS
INSOLUBLE MATTER	%	0.0020
IRON	%	0.00030
POTASSIUM	%	0.00100
SULFATE (SO4)	%	0.0020

Approved by: Frederick H. Turk, FL Analytical QA Supv. or Edgar E. Hess, BPF Analytical QA Supv.

Date: 07/18/94 (Signed and dated original is on file)

NOTE: The data listed is valid for all package sizes of this lot of product, expressed as a extension of the catalog number listed above. If there are any questions with this certificate, please call Steven P. Davis, Analytical QA Manager, at (201) 703-3149.

Location: FL

Ref. No. S347..944033.B1.

010272

SPECertificate™

Certificate of Reference Material

Catalog Number: AS-F9-2X/2Y **Lot No.:** 21-61AS
Description: 1000 mg/L of Fluoride
Matrix: H_2O

This **ASSURANCE** ® certified reference material, CRM, is intended primarily for use as a calibration standard or quality control standard for Ion Chromatography instrumentation. It can be employed in USEPA, ASTM and other methods relevant to the certified properties listed below.

Certified Value: Fluoride (F^-): 995.5 mg/L ± 3 mg/L
Traceable to: NIST SRM 3183

The CRM is prepared gravimetrically using high purity Sodium Fluoride (NaF) Lot#06001A. The certified value listed is the average of values obtained by classical wet assay and Ion Chromatography analysis.

Refer to side 2 for details of measurement uncertainties.

Classical Wet Assay: 996 mg/L
Method: Potentiometric analysis using Fluoride combination Electrode.

Instrumental Analysis by Ion Chromatography: 995 mg/L

Trace Anion Impurities in the Actual Solution via IC Analysis:

Element	mg/L
Cl^-	<5.00
NO_2^-	<5.00
Br^-	<0.20
NO_3^-	<0.20
PO_4^{-3}	<0.50
SO_4^{-2}	<0.10

Balances are calibrated regularly with weight sets traceable to NIST#s 32856, 32867 and others. This CRM is guaranteed stable and accurate to +/- 0.5% of the certified concentration value for a period of one year from the date of certification. This guarantee is valid only when the material is kept tightly capped and transported and stored under laboratory conditions.

Date of Certification: JAN '02 Certifying Officer: N. Kocherlakota

3252
1/18/03 PM
12/12/02
1/15/03 PM
1/18/03 PM

© 2000 SPEX CertiPrep, Inc.

SPECertificate™ 010273

Certificate of Reference Material

Catalog Number: AS-CL9-2X/2Y **Lot No.:**21-58AS
Description: 1000 mg/L of Chloride
Matrix: Water

This **ASSURANCE** ®certified reference material, CRM, is intended primarily for use as a calibration standard or quality control standard for Ion Chromatography instrumentation. It can be employed in USEPA, ASTM and other methods relevant to the certified properties listed below.

Certified Value: Chloride (Cl^-): 997.75 mg/L ± 3 mg/L
Traceable to: NIST SRM 3182

The CRM is prepared gravimetrically using high purity Sodium Chloride (NaCl) Lot#12001B. The certified value listed is the average of values obtained by classical wet assay and Ion Chromatography analysis.

Refer to side 2 for details of measurement uncertainties.

Classical Wet Assay: 999.5 mg/L
Method: Gravimetric analysis by precipitation using Silver Nitrate, filtering, drying and weighing as AgCl.

Instrumental Analysis by Ion Chromatography: 996.0 mg/L

Trace Anion Impurities in the Actual Solution via IC Analysis:

Component	mg/L	Component	mg/L
F^-	<0.1	PO_4^{3-}	<0.2
NO_2^-	<0.1	NO_3^-	<0.2
SO_4^{2-}	<0.1		

Balances are calibrated regularly with weight sets traceable to NIST#s 32856, 32867 and others. This CRM is guaranteed stable to +/- 0.5% of the certified concentration inclusive of uncertainty of measurements and other effects, such as transpiration losses, for a period of one year from the date of certification. This guarantee is valid only when the material is kept tightly capped and transported and stored under laboratory conditions.

Date of Certification: JUN '02 Certifying Officer: N. Kocherlakota

© 2000 SPEX CertiPrep, Inc.

SPECertificate™

010274

Certificate of Reference Material

Catalog Number: AS-$NO_2$9-2X/2Y **Lot No.:**5-255VY
Description: 1000 mg/L of Nitrite
Matrix: H_2O

3488
6/13/02
6/15/2003 DC
6/17/03
F5164

This **ASSURANCE** ®certified reference material, CRM, is intended primarily for use as a calibration standard or quality control standard for Ion Chromatography instrumentation. It can be employed in USEPA, ASTM and other methods relevant to the certified properties listed below.

Certified Value: Nitrite (NO_2^-): 1000.5 mg/L ± 3 mg/L
Traceable to: SPEX CRM 0601NO_2

The CRM is prepared gravimetrically using high purity Sodium Nitrite ($NaNO_2$) Lot#0791R. The certified value listed is the average of values obtained by classical wet assay and Ion Chromatography analysis.

Refer to side 2 for details of measurement uncertainties.

Classical Wet Assay: 1000 mg/L
Method: Titrimetric analysis using $KMnO_4$. KMnO4 standardized with As_2O_3 NIST SRM #83d.

Instrumental Analysis by Ion Chromatography: 1001 mg/L

Trace Anion Impurities in the Actual Solution via IC Analysis:

Element	mg/L
F^-	<0.2
SO_4^{-2}	<0.2
Cl^-	<0.5
PO_4^{-3}	<0.5
Br^-	<10.0
NO_3^-	<10.0

Balances are calibrated regularly with weight sets traceable to NIST#s 32856, 32867 and others. This CRM is guaranteed stable and accurate to +/- 0.5% of the certified concentration value for a period of one year from the date of certification. This guarantee is valid only when the material is kept tightly capped and transported and stored under laboratory conditions.

Date of Certification: JUN '02 Certifying Officer: N. Kocherlakota

© 2000 SPEX CertiPrep, Inc.

SPEXertificate™

010275

Certificate of Reference Material

Catalog Number: AS-BR9-2X/2Y **Lot No.:**22-114AS
Description: 1000 mg/L of Bromide
Matrix: H_2O

This **ASSURANCE** ®certified reference material, CRM, is intended primarily for use as a calibration standard or quality control standard for Ion Chromatography instrumentation. It can be employed in USEPA, ASTM and other methods relevant to the certified properties listed below.

Certified Value: Bromide (Br^-): 992.5 mg/L ± 3 mg/L
Traceable to: NIST SRM 3184

The CRM is prepared gravimetrically using high purity Sodium Bromide (NaBr) Lot#04931B
The certified value listed is the average of values obtained by classical wet assay and Ion Chromatography analysis.

Refer to side 2 for details of measurement uncertainties.

Classical Wet Assay: 991 mg/L
Method: Gravimetric analysis by precipitation using Silver Nitrate, filtering, drying and weighing as AgBr.

Instrumental Analysis by Ion Chromatography: 994 mg/L

Trace Anion Impurities in the Actual Solution via IC Analysis:

Element	mg/L
F^-	<0.10
Cl^-	<0.20
NO_2^-	<0.20
NO_3^-	<0.30
SO_4^{-2}	<0.20
PO_4^{-3}	<0.20

Balances are calibrated regularly with weight sets traceable to NIST#s 32856, 32867 and others. This CRM is guaranteed stable and accurate to +/- 0.5% of the certified concentration value for a period of one year from the date of certification. This guarantee is valid only when the material is kept tightly capped and transported and stored under laboratory conditions.

Date of Certification: JUN '02 Certifying Officer: N. Kocherlakota

© 2000 SPEX CertiPrep, Inc.

SPECertificate™

Certificate of Reference Material

010276

Catalog Number: AS-NO_3N9-2X/2Y **Lot No.:** 21-76AS
Description: 1000 mg/L of Nitrate-N
Matrix: H_2O

This **ASSURANCE** ®certified reference material, CRM, is intended primarily for use as a calibration standard or quality control standard for Ion Chromatography instrumentation. It can be employed in USEPA, ASTM and other methods relevant to the certified properties listed below.

Certified Value: Nitrate-N (NO_3^--N): 1004.5 mg/L ± 3 mg/L
Traceable to: NIST SRM 3185

The CRM is prepared gravimetrically using high purity Sodium Nitrate ($NaNO_3$) Lot#M14156. The certified value listed is the average of values obtained by classical wet assay and Ion Chromatography analysis.

Refer to side 2 for details of measurement uncertainties.

Classical Wet Assay: 1004 mg/L
Method: Gravimetric analysis by precipitation using Nitron Acetate, filtering, drying and weighing as Nitron Nitrate ($C_{20}H_{17}N_4.NO_3$).

Instrumental Analysis by Ion Chromatography: 1005 mg/L

Trace Anion Impurities in the Actual Solution via IC Analysis:

Element	mg/L
F^-	<0.05
Cl^-	<0.2
NO_2^-	<0.2
Br^-	<0.5
SO_4^-	<0.5
PO_4^{3-}	<2.0

Balances are calibrated regularly with weight sets traceable to NIST#s 32856, 32867 and others. This CRM is guaranteed stable to +/- 0.5% of the certified concentration inclusive of uncertainty of measurements and other effects, such as transpiration losses, for a period of one year from the date of certification. This guarantee is valid only when the material is kept tightly capped and transported and stored under laboratory conditions.

Date of Certification: JAN '02 Certifying Officer: N. Kocherlakota

3253
F5174
1/23/03 0047
01/22/11

© 2000 SPEX CertiPrep, Inc.

SPEXertificate™

010277

Certificate of Reference Material

Catalog Number: AS-$PO_4$9-2X/2Y **Lot No.:** 24-63AS
Description: 1000 mg/L of Phosphate
Matrix: H2O

INORGANIC LABS/RADCHEM LABS
DATE RECEIVED: 12/17/02
DATE EXPIRED: 12/15/2003
DATE OPENED: 12/17/02 DK
INORG: 3680 PO: FS2049

This **ASSURANCE** ®certified reference material, CRM, is intended primarily for use as a calibration standard or quality control standard for Ion Chromatography instrumentation. It can be employed in USEPA, ASTM and other methods relevant to the certified properties listed below.

Certified Value: Phosphate (PO_4^{-3}): 998.5 mg/L
Uncertainty Associated with Measurement: +/- 3 mg/L
Certified Value is Traceable to: NIST SRM 3186

The CRM is prepared gravimetrically using high purity Potassium Dihydrogen Phosphate (KH_2PO_4) Lot#08001F. The certified value listed is the average of values obtained by classical wet assay and Ion Chromatography analysis.

Refer to side 2 for details of measurement uncertainties.

Classical Wet Assay: 999 mg/L
Method: Gravimetric analysis by precipitation using Magnesia Mixture, filtering, igniting and weighing as $Mg_2P_2O_7$.

Instrumental Analysis by Ion Chromatography: 998 mg/L

Trace Anion Impurities in the Actual Solution via IC Analysis:

Component	mg/L	Component	mg/L
F^-	<0.01	NO_3^-	<0.2
Br^-	<0.2	NO_2^-	<0.2
SO_4^{2-}	<0.2	Cl^-	<0.6

Balances are calibrated regularly with weight sets traceable to NIST#s 32856, 32867 and others. This CRM is guaranteed stable to +/- 0.5% of the certified concentration inclusive of uncertainty of measurements and other effects, such as transpiration losses, for a period of one year from the date of certification. This guarantee is valid only when the material is kept tightly capped and transported and stored under laboratory conditions.

Date of Certification: DEC - - '02 Certifying Officer: N. Kocherlakota

© 2000 SPEX CertiPrep, Inc.

SPEXertificate™

Certificate of Reference Material

010278

Catalog Number: AS-SO49-2X/2Y **Lot No.** 6-76VY
Description: 1000 mg/L Sulfate
Matrix: H2O

This **ASSURANCE** ®certified reference material, CRM, is intended primarily for use as a calibration standard or quality control standard for Ion Chromatography instrumentation. It can be employed in USEPA, ASTM and other methods relevent to the certified properties listed below.

Certified Value: 1000.5 mg/L
Traceable to: NIST SRM 3181

The CRM is prepared gravimetrically using high purity Potassium Sulfate Lot# T24163 . The certified value listed is the average of values obtained by classical wet assay and ICP spectrometer analysis.
Refer to side 2 for details of measurement uncertainties.

Classical Wet Assay: 997 mg/L
Method: Precipitation using Barium Chloride, filter, ignite and weigh as BaSO4.

Instrumentation Analysis By ICP spectrometer: 1,004 mg/L
Uncertified Properties:

Trace Metallic Impurities in the Actual Solution via ICP / ICPMS Analysis:

Element	mg/L	Element	mg/L	Element	mg/L
Cl	<1.0	Br	<1.0		
F	<0.5	NO3	<0.5		
NO2	<1.0	PO4	<1.0		

Balances are calibrated regularly with weight sets traceable to NIST #32856, #32857 and others. This CRM is guaranteed stable to +/-0.5% of the certified concentration inclusive of uncertainty of measurements and other effects, such as transpiration losses, for a period of one year from the date of certification. This guarantee is valid only when the material is kept tightly capped and transported and stored under laboratory conditions.

Date of Certification: JUN '02 Certifying Officer: N. Kocherlakota

3489
6/13/02
6/15/2003
6/17/02
F51640

© 2000 SPEX CertiPrep, Inc.

SPEXertificate™ 010279

Certificate of Reference Material

INORGANIC LABS/RADCHEM LABS
DATE RECEIVED: 08/01/02
DATE EXPIRED: 07/30/2003
DATE OPENED: 08/03/02
INORG: 3607 PO: F52101

Catalog Number: ICMIX2-100 **Lot No.:** 22-131AS
Description: **IC Instrument Check Standard 2**
Matrix: H_2O

This **ASSURANCE** ®certified reference material, CRM, is intended primarily for use as a calibration standard or quality control standard for Ion Chromatography instrumentation. It can be employed in USEPA, ASTM and other methods relevant to the certified properties listed below.

The CRM is prepared from high purity single ion concentrates of individual elements using Class A laboratory ware to give precise concentration.
Refer to side 2 for details of measurement uncertainties.

Instrumental Analysis by ION Chromatography:

Analyte	Labeled (mg/L)	Measured (mg/L)	NIST SRM
F^-	100	101	3183
Cl^-	200	199	3182
Br^-	400	395	3184
NO_3^-	400	403	3185
HPO_4^{-2}	600	591	3186
SO_4^{-2}	400	401	3181

Spex Reference Multi: Lot #IC6-77VY

Balances are calibrated regularly with weight sets traceable to NIST#s 32856, 32867 and others. This CRM is guaranteed stable and accurate to +/- 0.5% on the average of all the certified concentrations with no single component exceeding +/- 2%. This guarantee is valid for a period of one year from the date of certification only when the material is kept tightly capped and transported and stored under laboratory conditions.

Date of Certification: JUL -- '02 Certifying Officer: N. Kocherlakota

© 2000 SPEX CertiPrep, Inc.

010280

ALDRICH®

Tel. 800 558-9160 • [illegible]
Fax 800 962-9591 • [illegible]
e-mail aldrich@sial.com

Certificate of Analysis

SOUTHWEST RESEARCH INST
DAINY RAMIREZ
6220 CULEBRA RD
SAN ANTONIO TX 78238

PO NBR: 130686E

1/8/2001
1/9/2001
1/9/2001
2636 130686E

PRODUCT NUMBER: 236527-500G

LOT NUMBER: 15308EI

PRODUCT NAME: SODIUM HYDROGENCARBONATE, 99.7+%, A.C.S. REAGENT

FORMULA: NAHCO3

FORMULA WEIGHT: 84.01

APPEARANCE	WHITE POWDER
TITRATION	100.3 % (WITH HCL)
ICP ASSAY	CONFIRMS SODIUM COMPONENT
INSOLUBLE MATTER	0.001% *
CALCIUM	0.0050%
CHLORIDE	0.0014% *•
IRON	< 0.0001% *•
HEAVY METALS	<5PPM (AS PB) *•
POTASSIUM	<0.0020 % *
MAGNESIUM	0.00025%
AMMONIUM	<5PPM *
PHOSPHATE	<0.001% *
CALCIUM, MAGNESIUM & R2O3 PRECIPITATE	0.016% *

CONTINUED ON NEXT PAGE

ALDRICH CHEMICAL COMPANY
DAVID SWESSEL
JANUARY 5, 2001

Sigma-Aldrich, Inc. warrants that its products conform to the information contained in this and other Sigma-Aldrich publications. Purchaser must determine the suitability of the product(s) for their particular use. Additional terms and conditions may apply. Please see reverse side of the invoice or packing slip.

Aldrich brand products are sold exclusively through Sigma-Aldrich, Inc.

Organics and Inorganics for Chemical Synthesis

We are Committed to the Success of our Customers through Science, Technology and Service

010281

ALDRICH®

Certificate of Analysis

SOUTHWEST RESEARCH INST
DANNY RAMIREZ
6220 CULEBRA RD
SAN ANTONIO TX 78238

PO NBR: 1306868

1/9/2001 22
1/9/2001 DK
1/9/2001
2635 1306868

PRODUCT NUMBER: 223484-500G

LOT NUMBER: 08915PU

PRODUCT NAME: SODIUM CARBONATE, 99.95-100.05%, A.C.S. PRIMARY STANDARD

FORMULA: NA2CO3

FORMULA WEIGHT: 105.99

APPEARANCE	WHITE GRANULAR POWDER
TITRATION	100.01% (WITH HCL)
LOSS ON DRYING	0.08% (285 DEGREES CELSIUS) *
ICP ASSAY	CONFIRMS SODIUM COMPONENT
INSOLUBLE MATTER	<0.002% (10%, H2O) *
AMMONIUM HYDROXIDE PRECIPITATE	0.008% *
CHLORIDE	0.0007% *
IRON	2 PPM *
HEAVY METALS	3PPM (AS PB) *•
POTASSIUM	0.0004% *
MAGNESIUM AND CALCIUM PRECIPITATE	0.006% *•
NITROGEN COMPOUNDS	0.0007% *
PHOSPHATE	0.0006% *

CONTINUED ON NEXT PAGE

ALDRICH CHEMICAL COMPANY
DAVID SWESSEL
JANUARY 5, 2001

Sigma-Aldrich, Inc. warrants that its products conform to the information contained in this and other Sigma-Aldrich publications. Purchaser must determine the suitability of the product(s) for their particular use. Additional terms and conditions may apply. Please see reverse side of the invoice or packing slip.

Aldrich brand products are sold exclusively through Sigma-Aldrich, Inc.

Organics and Inorganics for Chemical Synthesis.

We are Committed to the Success of our Customers through Science, Technology and Service

SOUTHWEST RESEARCH INSTITUTE
NUCLEAR PROJECT
CLIENT: Division 20
WORK ORDER: 23452
SDG: 216253 (ANC-0A-1)
VTSR: November 18, 2002
PROJECT#: 06002.01.071

Pipette Calibrations

Book/page: 02 027

010282

SwRI – Div. 01, Inorganic Labs' Adjustable Volume Pipette Verification Log

(Space provided for Inorganic Laboratories' Adjustable Volume Pipette Verification Spreadsheet)

V. Navarro 1/7/03

SwRI – Div. 01, Inorganic Laboratory Adjustable Pipette Verification Spreadsheet

Eppendorf #	True Value (μL)	1st Reading (g)	2nd Reading (g)	3rd Reading (g)	Avg Wt (g)	% of True Value
	20	0.0199	0.0201	0.0200	0.020	100.00
ADJ200-A	100	0.0998	0.0997	0.1001	0.100	99.87
	200	0.1992	0.1993	0.2002	0.200	99.78
	20					
ADJ200-B	100	Out of service				
	200					
	20	0.0200	0.0200	0.0201	0.020	100.17
ADJ200-C	100	0.1001	0.1003	0.0998	0.100	100.07
	200	0.2001	0.1986	0.1970	0.199	99.28
	20	0.0201	0.0201	0.0199	0.020	100.17
ADJ200-D	100	0.0998	0.0989	0.0999	0.100	99.53
	200	0.1961	0.1975	0.1980	0.197	98.60
	20	0.0200	0.0201	0.0200	0.020	100.17
ADJ200-E	100	0.0988	0.0989	0.0988	0.099	98.83
	200	0.1971	0.1970	0.1960	0.197	98.35
	20	0.0201	0.0199	0.0202	0.020	100.33
ADJ200-G	100	0.0987	0.0979	0.0979	0.098	98.17
	200	0.1961	0.1962	0.1971	0.196	98.23
	20					
ADJ200	100					
	200					
	20					
ADJ200	100					
	200					
	20					
ADJ200	100					
	200					

FRM-247a (Rev 1/Sept 02)

Book/page: 02 028

010283

SwRI Div. 01 – Inorganic Laboratory Adjustable Pipette Verification Log

Balance #: 34 Thermometer #: GD11 diH20 Temperature (C) 21

20 µL – 200 µL

Eppendorf #	True Value (µL)	1st Reading (g)	2nd Reading (g)	3rd Reading (g)
	20	0.0199	0.0201	0.0200
ADJ200-A	100	0.0998	0.0997	0.1001
30	200	0.1992	0.1993	0.2002
	20			
ADJ200-B	100	out of service		
	200			
	20	0.0200	0.0200	0.0201
ADJ200-C	100	0.1001	0.1003	0.0998
34	200	0.2001	0.1986	0.1970
	20	0.0201	0.0201	0.0199
ADJ200-D	100	0.0998	0.0989	0.0999
29	200	0.1961	0.1975	0.1980
	20	0.0200	0.0201	0.0200
ADJ200-E	100	0.0988	0.0989	0.0988
28 & X	200	0.1971	0.1970	0.1960
	20	0.0201	0.0199	0.0202
ADJ200-G	100	0.0987	0.0979	0.0979
	200	0.1961	0.1962	0.1971
	20			
ADJ200	100			
	200			
	20		1/3/03	
ADJ200	100			
	200			
	20			
ADJ20	100			
	200			

Analyst: Laura Navarro Date: 1/3/03

Reviewed by: John Wilks Date: 1-7-03

Book/page: 02 079

010284

SwRI – Div. 01, Inorganic Labs' Adjustable Volume Pipette Verification Log

(Space provided for Inorganic Laboratories' Adjustable Volume Pipette Verification Spreadsheet)

L. Warren 1/7/03

SwRI – Div. 01, Inorganic Laboratory Adjustable Pipette Verification Spreadsheet

Eppendorf #	True Value (µL)	1st Reading (g)	2nd Reading (g)	3rd Reading (g)	Avg Wt (g)	% of True Value
	100	0.0989	0.0979	0.0999	0.099	98.90
ADJ1000-C	500	0.4901	0.4900	0.4901	0.490	98.01
	1000	0.9903	0.9913	0.9914	0.991	99.10
	100	0.0981	0.0981	0.0982	0.098	98.13
ADJ1000-D	500	0.4903	0.4901	0.4911	0.491	98.10
	1000	0.9901	0.9922	0.9920	0.991	99.14
	100	0.1009	0.1014	0.1021	0.101	101.47
ADJ1000-E	500	0.4967	0.4966	0.4903	0.495	98.91
	1000	0.9919	0.9928	0.9922	0.992	99.23
	100	0.1010	0.1008	0.1011	0.101	100.97
ADJ1000-F	500	0.4978	0.4980	0.4989	0.498	99.65
	1000	0.9909	0.9878	0.9870	0.989	98.86
	100	0.0991	0.0997	0.0994	0.099	99.40
ADJ1000-G	500	0.4961	0.4996	0.4986	0.498	99.62
	1000	0.9999	0.9899	0.9916	0.994	99.38
	100	0.0993	0.0992	0.0993	0.099	99.27
ADJ1000-H	500	0.4917	0.4907	0.4921	0.492	98.30
	1000	0.9924	0.9979	1.0018	0.997	99.74
	100					
ADJ1000	500					
	1000					
	100					
ADJ1000	500					
	1000					
	100					
ADJ1000	500					
	1000					

FRM-247b (Rev 1/Sept 02)

Book/page: 02 080

SwRI Div. 01 – Inorganic Laboratory Adjustable Pipette Verification Log 010285

Balance #: 34 Thermometer #: G-011 diH20 Temperature (C) 21

	Eppendorf #	True Value (µL)	1st Reading (g)	2nd Reading (g)	3rd Reading (g)
100 µL – 1000 µL		100	0.0989	0.0979	0.0999
	ADJ1000-C	500	0.4901	0.4900	0.4901
	28	1000	0.9903	0.9913	0.9914
	hard to turn	100	0.0981	0.0981	0.0982
	ADJ1000-D	500	0.4903	0.4901	0.4911
	29	1000	0.9901	0.9922	0.9920
		100	0.1009	0.1014	0.1021
	ADJ1000-E	500	0.4967	0.4966	0.4903
	2	1000	0.9919	0.9928	0.9922
		100	0.1010	0.1008	0.1011
	ADJ1000-F	500	0.4978	0.4980	0.4989
	30	1000	0.9909	0.9878	0.9870
		100	0.0991	0.0997	0.0994
	ADJ1000-G	500	0.4961	0.4996	0.4986
	28	1000	0.9999	0.9899	0.9916
		100	0.0993	0.0992	0.0993
	ADJ1000-H	500	0.4917	0.4907	0.4921
	34	1000	0.9924	0.9979	1.0018
		100			
	ADJ1000	500			
		1000			
		100			
	ADJ1000	500			
		1000			
		100			
	ADJ1000	500			
		1000			

1/3/03

Analyst: Tamara Navarro Date: 1/3/03

Reviewed by: John Wilkes Date: 1-7-03

Book/page: 02 131

010286

SwRI – Div. 01, Inorganic Labs' Adjustable Volume Pipette Verification Log

(Space provided for Inorganic Laboratories' Adjustable Volume Pipette Verification Spreadsheet)

VVarner 1/7/03

SwRI – Div. 01, Inorganic Laboratory Adjustable Pipette Verification Spreadsheet

Eppendorf #	True Value (μL)	1st Reading (g)	2nd Reading (g)	3rd Reading (g)	Avg Wt (g)	% of True Value
	500	0.4892	0.4888	0.4866	0.488	97.64
ADJ5000-C	2500	2.4711	2.4697	2.4669	2.469	98.77
	5000	4.9929	4.9980	4.9901	4.994	99.87
	500					
ADJ5000-E	2500	Out of Service				
	5000					
	500					
ADJ5000-F	2500	couldn't be located				
	5000					
	500	0.5001	0.5003	0.5002	0.500	100.04
ADJ5000-G	2500	2.4885	2.4901	2.4896	2.489	99.58
	5000	5.0362	5.0212	5.0110	5.023	100.46
	500	0.4909	0.4929	0.4928	0.492	98.44
ADJ5000-H	2500	2.4915	2.4809	2.4909	2.488	99.51
	5000	5.0001	4.9989	4.9898	4.996	99.93
	500	0.4927	0.4936	0.4922	0.493	98.57
ADJ5000-I	2500	2.4762	2.4688	2.4790	2.475	98.99
	5000	4.9825	4.9835	4.9721	4.979	99.59
	500	0.5043	0.5009	0.5010	0.502	100.41
ADJ5000-J	2500	2.4869	2.4966	2.4902	2.491	99.65
	5000	5.0177	5.0088	5.0097	5.012	100.24
	500	0.5030	0.5011	0.5003	0.501	100.29
ADJ5000-K	2500	2.4902	2.4910	2.4810	2.487	99.50
	5000	5.0781	5.0238	5.0214	5.041	100.82
	500	0.5029	0.5022	0.5020	0.502	100.47
ADJ5000-L	2500	2.5019	2.5025	2.4903	2.498	99.93
	5000	4.9902	4.9959	4.9961	4.994	99.88
	500					
ADJ5000	2500					
	5000					
	500					
ADJ5000	2500					
	5000					

FRM-247c (Rev 1/Sept 02)

Book/page: 02 132

SwRI Div. 01 – Inorganic Laboratory Adjustable Pipette Verification Log

Balance #: 16 Thermometer #: 6011 diH20 Temperature (C) 21 010287

500 µL – 5000 µL

Eppendorf #	True Value (µL)	1st Reading (g)	2nd Reading (g)	3rd Reading (g)
	500	0.4892	0.4888	0.4866
ADJ5000-C	2500	2.4711	2.4697	2.4669
	5000	4.9929	4.9980	4.9901
	500			
ADJ5000-E	2500	Out of Service		
	5000			
	500			
ADJ5000-F	2500	not located		
30	5000			
	500	0.5001	0.5003	0.5002
ADJ5000-G	2500	2.4885	2.4901	2.4896
29	5000	5.0362	5.0212	5.0111
	500	0.4909	0.4929	0.4928
ADJ5000-H	2500	2.4915	2.4809	2.4909
34	5000	5.0001	4.9989	4.9898
	500	0.4927	0.4936	0.4922
ADJ5000-I	2500	2.4762	2.4808	2.4790
	5000	4.9825	4.9835	4.9721
	500	0.5043	0.5009	0.5010
ADJ5000-J	2500	2.4869	2.4966	2.4902
X	5000	5.0177	5.0088	5.0097
	500	0.5030	0.5011	0.5003
ADJ5000-K	2500	2.4902	2.4910	2.4810
29	5000	5.0781	5.0238	5.0214
	500	0.5029	0.5022	0.5020
ADJ5000-L	2500	2.5019	2.5025	2.4903
	5000	4.9902	4.9959	4.9961
	500		WW 1/3/03	
ADJ5000	2500			
	5000			
	500		WW 1/3/03	
ADJ5000	2500			
	5000			

Analyst: Laura Navarro Date: 1/3/03

Reviewed by: John Wilks Date: 1-7-03

Book/page: 02 073

010288

SwRI – Div. 01, Inorganic Labs' Adjustable Volume Pipette Verification Log

(Space provided for Inorganic Laboratories' Adjustable Volume Pipette Verification Spreadsheet)

L. Mazzuca (2/27/02)

SwRI – Div. 01, Inorganic Laboratory Adjustable Pipette Verification Spreadsheet

Eppendorf #	True Value (µL)	1st Reading (g)	2nd Reading (g)	3rd Reading (g)	Avg Wt (g)	% of True Value
	100	0.0998	0.0998	0.0993	0.100	99.63
ADJ1000-C	500	0.4930	0.4980	0.4921	0.494	98.87
34	1000	0.9890	0.9930	0.9971	0.993	99.30
	100	0.0985	0.0999	0.0986	0.099	99.00
ADJ1000-D	500	0.4994	0.4961	0.4966	0.497	99.47
29	1000	0.9937	0.9924	0.9968	0.994	99.43
	100	0.0980	0.0995	0.0998	0.099	99.10
ADJ1000-E	500	0.4922	0.4925	0.4929	0.493	98.51
27/28	1000	0.9845	0.9848	0.9867	0.985	98.53
	100	0.0989	0.0981	0.0977	0.098	98.23
ADJ1000-F	500	0.4960	0.4952	0.4943	0.495	99.03
30	1000	0.9939	0.9945	0.9937	0.994	99.40
	100	0.0999	0.0997	0.0984	0.099	99.33
ADJ1000-G	500	0.4957	0.4982	0.4937	0.496	99.17
27/28	1000	0.9977	0.9970	0.9947	0.996	99.65
	100					
ADJ1000-H	500	couldn't be located				
	1000					
	100					
ADJ1000	500					
	1000					
	100					
ADJ1000	500					
	1000					
	100					
ADJ1000	500					
	1000					

FRM-247b (Rev 1/Sept 02)

Book/page: 02 074

010289

SwRI Div. 01 – Inorganic Laboratory Adjustable Pipette Verification Log

Balance #: 34 Thermometer #: G-011 diH20 Temperature (C) 22

100 µL – 1000 µL

Eppendorf #	True Value (µL)	1st Reading (g)	2nd Reading (g)	3rd Reading (g)
	100	0.0998	0.0978	0.0993
ADJ1000-C	500	0.4930	0.4980	0.4921
34	1000	0.9890	0.9930	0.9971
	100	0.0985	0.0999	0.0986
ADJ1000-D	500	0.4994	0.4961	0.4966
29	1000	0.9937	0.9924	0.9968
	100	0.0980	0.0995	0.0998
ADJ1000-E	500	0.4922	0.4925	0.4929
27/28	1000	0.9845	0.9848	0.9857
	100	0.0989	0.0981	0.0977
ADJ1000-F	500	0.4960	0.4952	0.4943
30	1000	0.9939	0.9945	0.9937
	100	0.0999	0.0997	0.0984
ADJ1000-G	500	0.4957	0.4982	0.4937
27/28	1000	0.9977	0.9970	0.9947
	100			
ADJ1000-H	500	Couldn't be located		
	1000		11/12/2002	
	100			
ADJ1000	500			
	1000			
	100			
ADJ1000	500			
	1000			
	100			
ADJ1000	500			
	1000			

Analyst: Laura Navasso Date: 12/10/02

Reviewed by: John Wicks Date: 1-7-03

Book/page: 02 075

010290

SwRI – Div. 01, Inorganic Labs' Adjustable Volume Pipette Verification Log

(Space provided for Inorganic Laboratories' Adjustable Volume Pipette Verification Spreadsheet)

1-3-03

SwRI – Div. 01, Inorganic Laboratory Adjustable Pipette Verification Spreadsheet

Eppendorf #	True Value (µL)	1st Reading (g)	2nd Reading (g)	3rd Reading (g)	Avg Wt (g)	% of True Value
	100	0.1001	0.1011	0.1004	0.101	100.53
ADJ1000-C	500	0.4967	0.4970	0.4966	0.497	99.35
34	1000	0.9888	0.9888	0.9887	0.989	98.88
	100					
ADJ1000-D	500					
30	1000					
	100	0.1003	0.1002	0.1002	0.100	100.23
ADJ1000-E	500	0.4934	0.4938	0.4974	0.495	98.97
27	1000	0.9963	0.9969	0.9968	0.997	99.67
	100	0.1008	0.1007	0.1005	0.101	100.67
ADJ1000-F	500	0.5008	0.4944	0.4934	0.496	99.24
28	1000	0.9944	0.9920	0.9922	0.993	99.29
	100	0.0991	0.0996	0.0993	0.099	99.33
ADJ1000-G	500	0.4982	0.4983	0.4980	0.498	99.63
28	1000	0.9888	0.9885	0.9881	0.988	98.85
	100	0.0993	0.1000	0.1000	0.100	99.77
ADJ1000-H	500	0.4946	0.4948	0.4945	0.495	98.93
29	1000	0.9911	0.9915	0.9912	0.991	99.13
	100					
ADJ1000	500					
	1000					
	100					
ADJ1000	500					
	1000					
	100					
ADJ1000	500					
	1000					

FRM-247b (Rev 1/Sept 02)

Book/page: 02 076

SwRI Div. 01 – Inorganic Laboratory Adjustable Pipette Verification Log

010291

Balance #: 16 Thermometer #: G011 diH20 Temperature (C) 21

100 µL – 1000 µL

Eppendorf #	True Value (µL)	1st Reading (g)	2nd Reading (g)	3rd Reading (g)
	100	0.1001	0.1004	0.1004
ADJ1000-C	500	0.4967	0.4970	0.4966
	1000	0.9888	0.9888	0.9887
	100			
ADJ1000-D	500	Could not located		
	1000			
	100	0.1003	0.1002	0.1002
ADJ1000-E	500	0.4934	0.4938	0.4974
	1000	0.9963	0.9969	0.9968
	100	0.1008	0.1007	0.1005
ADJ1000-F	500	0.5008	0.4944	0.4934
	1000	0.9944	0.9920	0.9922
	100	0.0991	0.0996	0.0993
ADJ1000-G	500	0.4982	0.4983	0.4980
	1000	0.9888	0.9885	0.9881
	100	0.0993	0.1000	0.1000
ADJ1000-H	500	0.4946	0.4948	0.4945
	1000	0.9911	0.9915	0.9912
	100			
ADJ1000	500			
	1000			
	100			
ADJ1000	500			
	1000			
	100			
ADJ1000	500			
	1000			

12-16-02

Analyst: Date: 12-16-02

Reviewed by: Dawn Navarro Date: 1/7/03

Book/page: 02 023

SwRI – Div. 01, Inorganic Labs' Adjustable Volume Pipette Verification Log 010292

(Space provided for Inorganic Laboratories' Adjustable Volume Pipette Verification Spreadsheet)

SwRI – Div. 01, Inorganic Laboratory Adjustable Pipette Verification Spreadsheet

Eppendorf #	True Value (µL)	1st Reading (g)	2nd Reading (g)	3rd Reading (g)	Avg Wt (g)	% of True Value
	20	0.0199	0.0202	0.0201	0.020	100.33
ADJ200-A	100	0.1022	0.0998	0.0999	0.101	100.63
28	200	0.1996	0.2015	0.2015	0.201	100.43
	20					
ADJ200-B	100	Out of Tolerance - 20uL too low				
28	200					
	20	0.0198	0.0199	0.0199	0.020	99.33
ADJ200-C	100	0.0980	0.0988	0.0898	0.096	95.53
34	200	0.1981	0.1982	0.1988	0.198	99.18
	20	0.0201	0.0205	0.0202	0.020	101.33
ADJ200-D	100	0.0995	0.0997	0.0997	0.100	99.63
29	200	0.1999	0.1997	0.2003	0.200	99.98
	20	0.0199	0.0198	0.0200	0.020	99.50
ADJ200-E	100	0.0996	0.0997	0.0999	0.100	99.73
30	200	0.1981	0.1985	0.1986	0.198	99.20
	20	0.0198	0.0197	0.0198	0.020	98.83
ADJ200-G	100	0.0999	0.0998	0.1001	0.100	99.93
29	200	0.2006	0.2003	0.2001	0.200	100.17
	20					
ADJ200	100					
	200					
	20					
ADJ200	100					
	200					
	20					
ADJ200	100					
	200					

FRM-247a (Rev 1/Sept 02)

Book/page: 02 024

SwRI Div. 01 – Inorganic Laboratory Adjustable Pipette Verification Log

010293

Balance #: 16 Thermometer #: G 011 diH20 Temperature (C) 21

20 µL – 200 µL

Eppendorf #	True Value (µL)	1st Reading (g)	2nd Reading (g)	3rd Reading (g)
	20	0.0199	0.0202	0.0201
ADJ200-A	100	0.1022	0.0998	0.0999
	200	0.1996	0.2015	0.2015
	20			
ADJ200-B	100	Out of Service		
	200			
	20	0.0198	0.0199	0.0199
ADJ200-C	100	0.0980	0.0988	0.0989
	200	0.1981	0.1982	0.1988
	20	0.0201	0.0205	0.0202
ADJ200-D	100	0.0995	0.0997	0.0997
	200	0.1999	0.1997	0.2003
	20	0.0199	0.0198	0.0200
ADJ200-E	100	0.0996	0.0997	0.0999
	200	0.1981	~~0.0~~ 0.1985	0.1986
	20	0.0198	0.0197	0.0198
ADJ200-G	100	0.0999	0.0998	0.1001
	200	0.2006	0.2003	0.2001
	20			
ADJ200	100			
	200			
	20			
ADJ200	100			
	200			
	20			
ADJ20	100			
	200			

12-16-02

Analyst: [signature] Date: 12-16-02

Reviewed by: Laura Navarro Date: 1/7/03

Book/page: 02 078

SwRI Div. 01 – Inorganic Laboratory Adjustable Pipette Verification Log

010294

Balance #: 16/34 Thermometer #: G-011 diH20 Temperature (C) 21

	Eppendorf #	True Value (µL)	1st Reading (g)	2nd Reading (g)	3rd Reading (g)
100 µL – 1000 µL		100	0.0998	0.1001	0.1000
	ADJ1000-C	500	0.4862	0.4882	0.4881
	34	1000	0.9956	0.9898	0.9919
	hartlum	100	0.1012	0.0996	0.0995
	ADJ1000-D	500	0.4921	0.4966	0.4949
	29	1000	0.9896	0.9871	0.9863
		100	0.1001	0.1005	0.1002
	ADJ1000-E	500	0.4939	0.4942	0.4955
	X	1000	0.9862	0.9885	0.9888
		100	0.0989	0.0985	0.0987
	ADJ1000-F	500	0.4960	0.4981	0.4959
	30	1000	0.9936	0.9905	0.9882
		100	0.0999	0.0996	0.0998
	ADJ1000-G	500	0.4945	0.4943	0.4928
	28	1000	0.9999	0.9961	0.9929
		100	0.1011	0.0999	0.1001
	ADJ1000-H	500	0.4918	0.4926	0.4901
	27 GFAA	1000	~~0.9811~~ 0.9848	0.9849	0.9853
		100			
	ADJ1000	500			
		1000			
		100			
	ADJ1000	500			
		1000			
		100			
	ADJ1000	500			
		1000			

12/27/02

Analyst: Laura Navarro Date: 12/27/02

Reviewed by: John Wells Date: 1-7-03

Book/page: 02 077

010295

SwRI – Div. 01, Inorganic Labs' Adjustable Volume Pipette Verification Log

(Space provided for Inorganic Laboratories' Adjustable Volume Pipette Verification Spreadsheet)

L. Vanarsdale 1/7/03

SwRI – Div. 01, Inorganic Laboratory Adjustable Pipette Verification Spreadsheet

Eppendorf #	True Value (µL)	1st Reading (g)	2nd Reading (g)	3rd Reading (g)	Avg Wt (g)	% of True Value
	100	0.0998	0.1001	0.1000	0.100	99.97
ADJ1000-C	500	0.4862	0.4882	0.4881	0.488	97.50 X
	1000	0.9956	0.9898	0.9919	0.992	99.24
	100	0.1012	0.0996	0.0995	0.100	100.10
ADJ1000-D	500	0.4921	0.4966	0.4949	0.495	98.91
	1000	0.9896	0.9871	0.9863	0.988	98.77
	100	0.1001	0.1005	0.1002	0.100	100.27
ADJ1000-E	500	0.4939	0.4942	0.4955	0.495	98.91
	1000	0.9862	0.9885	0.9888	0.988	98.78
	100	0.0989	0.0985	0.0987	0.099	98.70
ADJ1000-F	500	0.4960	0.4981	0.4959	0.497	99.33
	1000	0.9936	0.9905	0.9882	0.991	99.08
	100	0.0999	0.0996	0.0998	0.100	99.77
ADJ1000-G	500	0.4945	0.4943	0.4928	0.494	98.77
	1000	0.9999	0.9961	0.9929	0.996	99.63
	100	0.1011	0.0999	0.1001	0.100	100.37
ADJ1000-H	500	0.4918	0.4926	0.4901	0.492	98.30
	1000	0.9858	0.9849	0.9853	0.985	98.53
	100				0.000	0.00
ADJ1000	500				0.000	0.00
	1000				0.000	0.00
	100				0.000	0.00
ADJ1000	500				0.000	0.00
	1000				0.000	0.00
	100				0.000	0.00
ADJ1000	500				0.000	0.00
	1000				0.000	0.00

FRM-247b (Rev 1/Sept 02)

Book/page: 02 127

010296

SwRI – Div. 01, Inorganic Labs' Adjustable Volume Pipette Verification Log

(Space provided for Inorganic Laboratories' Adjustable Volume Pipette Verification Spreadsheet)

SwRI – Div. 01, Inorganic Laboratory Adjustable Pipette Verification Spreadsheet

Eppendorf #	True Value (µL)	1st Reading (g)	2nd Reading (g)	3rd Reading (g)	Avg Wt (g)	% of True Value
	500	0.5002	0.5018	0.5011	0.501	100.21
ADJ5000-C	2500	2.5008	2.5055	2.4983	2.502	100.06
27	5000	5.0133	4.9996	4.9983	5.004	100.07
	500					
ADJ5000-E	2500	Drips- won't hold diH2O				
27	5000					
	500	0.5044	0.5036	0.5033	0.504	100.75
ADJ5000-F	2500	2.5025	2.5026	2.5022	2.502	100.10
29	5000	4.9808	4.9920	4.9840	4.986	99.71
	500	0.5003	0.4996	0.4998	0.500	99.98
ADJ5000-G	2500	2.5012	2.4991	2.4992	2.500	99.99
29	5000	5.0194	5.0222	5.0212	5.021	100.42
	500	0.4997	0.4990	0.4996	0.499	99.89
ADJ5000-H	2500	2.5027	2.4989	2.4996	2.500	100.02
34	5000	5.0005	4.9689	4.9877	4.986	99.71
	500	0.5025	0.5005	0.5006	0.501	100.24
ADJ5000-I	2500	2.4938	2.4915	2.4920	2.492	99.70
29	5000	5.0001	4.9978	4.9998	4.999	99.98
	500	0.5093	0.5088	0.5092	0.509	101.82
ADJ5000-J	2500	2.5023	2.5089	2.5066	2.506	100.24
27	5000	5.0263	5.0203	5.0289	5.025	100.50
	500	0.4961	0.4930	0.4956	0.495	98.98
ADJ5000-K	2500	2.4962	2.4984	2.4952	2.497	99.86
30	5000	5.0101	5.0111	5.0102	5.010	100.21
	500	0.5016	0.5022	0.5021	0.502	100.39
ADJ5000-L	2500	2.4949	2.4952	2.4955	2.495	99.81
25	5000	5.0009	5.0076	5.0062	5.005	100.10
	500					
ADJ5000	2500					
	5000					
	500					
ADJ5000	2500					
	5000					

FRM-247c (Rev 1/Sept 02)

Book/page: 02 128

SwRI Div. 01 – Inorganic Laboratory Adjustable Pipette Verification Log

010297

Balance #: 16 Thermometer #: G011 diH20 Temperature (C) 21

500 µL – 5000 µL

Eppendorf #	True Value (µL)	1st Reading (g)	2nd Reading (g)	3rd Reading (g)
	500	0.5002	0.5018	0.5011
ADJ5000-C	2500	2.5008	2.5055	2.4983
	5000	5.0133	4.9996	4.9983
	500			
ADJ5000-E	2500	Out of Service		
	5000			
	500	0.5044	0.5036	0.5033
ADJ5000-F	2500	~~2~~ 2.5025	2.5026	2.5022
	5000	4.9808	4.9920	4.9840
	500	0.5003	0.4996	0.4998
ADJ5000-G	2500	2.5012	2.4991	2.4992
	5000	5.0194	5.0222	5.0212
	500	0.4997	0.4990	0.4996
ADJ5000-H	2500	2.5027	2.4989	2.4996
	5000	5.0005	4.9689	4.9877
	500	0.5025	0.5005	0.5006
ADJ5000-I	2500	2.4938	2.4915	2.4920
	5000	5.0001	4.9978	4.9998
	500	0.5093	0.5088	0.5092
ADJ5000-J	2500	2.5023	2.5089	2.5066
	5000	5.0263	5.0203	5.0289
	500	0.4961	0.4930	0.4956
ADJ5000-K	2500	2.4962	2.4984	2.4952
	5000	5.0104	5.0111	5.0102
	500	0.5016	0.5022	0.5021
ADJ5000-L	2500	~~2.5~~ 2.4949	2.4952	2.4955
	5000	5.0009	5.0076	5.0062
	500			
ADJ5000	2500			
	5000			
	500		12-16-02	
ADJ5000	2500			
	5000			

Analyst: [signature] Date: 12-16-02

Reviewed by: Laura Navarro Date: 1/3/03

FRM-244 (c) (Rev 2/Sept 02)

SOUTHWEST RESEARCH INSTITUTE
NUCLEAR PROJECT
CLIENT: Division 20
WORK ORDER: 23452
SDG: 216253 (ANC-0A-1)
VTSR: November 18, 2002
PROJECT#: 06002.01.071

~~010298~~
JG
4.15.04

Balance Calibrations

010298

Southwest Research Institute
Division 01
BALANCE VERIFICATION LOG

BALANCE #	LAB #:	SERIAL #:	TOLERANCE:	COMMENTS:
34	28	1116031935	±0.0005	
Date	Std Wt (g)	Recorded Wt (g)	Operator	
12-30-02	2.0000	2.0000	JW	SN: 350526-15
12/31/02	2.0000	1.9999	M	"
1-02-03	2.0000	1.9999	JW	"
1/03/03	2.0000	2.0000	M	"
1/06/03	2.0000	2.0000	M	"
1/07/03	2.0000	2.0000	M	"
1-8-03	2.0000	2.0000	JW	"
1-9-03	2.0000	2.0000	JW	"
1-10-03	2.0000	2.0000	JW	"
1/13/03	2.0000	2.0000	M	"

If balance is out of limits, clean the balance and re-calibrate using Class "S" weights.
If balance is still out of limits, place a "DO NOT USE" sign on it and call (x5896) for service.

✓ ams
1/15/03

Page # ____13___

FRM-112 (Rev 1/Dec 99)

Southwest Research Institute
Division 01

BALANCE VERIFICATION LOG

010299

BALANCE #	LAB #:	SERIAL #:	TOLERANCE:	COMMENTS:
34	28	1116031935	±0.0005	
Date	Std Wt (g)	Recorded Wt (g)	Operator	
12-13-02	2.0000	2.0000	[illegible]	SN-J50526-15
12/16/02	2.0000	2.0000	[illegible]	"
12/17/02	2.0000	2.0000	[illegible]	"
12/18/02	2.0000	1.9999	[illegible]	"
12/19/02	2.0000	2.0000	[illegible]	"
12-20-02	2.0000	1.9999	[illegible]	"
12-23-02	2.0000	2.0000	[illegible]	"
12-26-02	2.0000	2.0000	[illegible]	"
12-27-02	2.0000	2.0000	[illegible]	"
12-28-02	2.0000	2.0000	[illegible]	"

If balance is out of limits, clean the balance and re-calibrate using Class "S" weights.
If balance is still out of limits, place a "DO NOT USE" sign on it and call (x5896) for service.

Page # ____12____

✓ ams
1/15/03

FRM-112 (Rev 1/Dec 99)

Southwest Research Institute
Division 01

BALANCE VERIFICATION LOG

010300

BALANCE #	LAB #:	SERIAL #:	TOLERANCE:	COMMENTS:
34	28	1116031935	±0.0002	
Date	Std Wt (g)	Recorded Wt (g)	Operator	SN: 99-J50526-15
12/26/01	2.0000	2.0000	[illegible]	"
12/27/01	2.0000	2.0000	[illegible]	"
12/28/01	2.0000	2.0000	[illegible]	"
12/31/01	2.0000	2.0000	KE	"
01/02/02	2.0000	1.9999	[illegible]	"
01/03/02	2.0000	2.0000	[illegible]	"
01/04/02	2.0000	2.0000	[illegible]	"
01/07/02	2.0000	2.0001	[illegible]	"
01/08/02	2.0000	2.0000	[illegible]	"

If balance is out of limits, clean the balance and re-calibrate using Class "S" weights.
If balance is still out of limits, place a "DO NOT USE" sign on it and call (x5896) for service.

Page # 10

✓ [illegible] 01/08/02

FRM-112 (Rev 1/Dec 99)

SOUTHWEST RESEARCH INSTITUTE
NUCLEAR PROJECT
CLIENT: Division 20
WORK ORDER: 23452
SDG: 216253 (ANC-0A-1)
VTSR: November 18, 2002
PROJECT#: 06002.01.071

DI Water Verification

D.I. WATER SYSTEM NOTEBOOK 01 006
METALS LAB
SOUTHWEST RESEARCH INSTITUTE

010301

DATE	INITIALS	READING (M OHMS)	SET PT./ QC LT. Green=OK	CALL FOR Service LT. Green=OK	USAGE (GALS)	COMMENTS
12/12	DR#1	18.0	✓	✓	43682.3	6:51 p.m.
12/13	DR#1	18.0	✓	✓	43702.2	10:26 p.m.
	PA w	ASOFT	12/14/01			
12/17	DR#1	18.0	✓	✓	43740.1	5:35 p.m
12/18	DR#1	18.0	✓	✓	43769.2	9:25 p.m.
12/19	DR#1	18.0	✓	✓	43795.2	11:35 p.m.
12/20	DR#1	18.0	✓	✓	43801.5	10:15 p.m
12/21	DR#1	18.0	✓	✓	43803.2	9:26 A.M.
12/26	KE / DR2	18.0	✓	✓	43821.2	10:38 Am
12/27	KE	18.0	✓	✓	43839.5	9:00 am
12/28	KE	18.0	✓	✓	43872.7	4:00 pm
12/31	KE	18.0	✓	✓	43873.7	12:10 pm
1/2	DR#1	18.0	✓	✓	43892.3	7:30 p.m
1/3	DR#1	18.0	✓	✓	43915.5	8:58 p.m.
1/4	DR#1	18.0	✓	✓	43948.7	5:15 p.m.
1/7	DR#1	18.0	✓	✓	43980.1	7:29 p.m
1/8	AA	18.0	✓	✓	4399.9	3:00pm

AA 01/08/02

D.I. WATER SYSTEM NOTEBOOK 01 006
METALS LAB
SOUTHWEST RESEARCH INSTITUTE

010302

DATE	INITIALS	READING (M OHMS)	SET PT./ QC LT. Green=OK	CALL FOR Service LT. Green=OK	USAGE (GALS)	COMMENTS
12/12	DR#1	18.0	✓	✓	43682.3	6:51 p.m.
12/13	DR#1	18.0	✓	✓	43702.2	10:26 p.m. ✓ initialed 12/14/01
	DR w ASOFK	12/14/01				
12/17	DR#1	18.0	✓	✓	43740.1	5:35 p.m
12/18	DR #1	18.0	✓	✓	43769.2	9:25 p.m
12/19	DR #1	18.0	✓	✓	43795.2	11:35 p.m.
12/20	DR#1	18.0	✓	✓	43801.5	10:15 p.m
12/21	DR#1	18.0	✓	✓	43803.2	9:26 A.M.
12/26	KE / DR2	18.0	✓	✓	43821.2	10:38 Am
12/27	KE	18.0	✓	✓	43839.5	9:00 am
12/28	KE	18.0	✓	✓	43872.7	4:00 pm
12/31	KE	18.0	✓	✓	43873.7	12:10 pm
1/2	DR#1	18.0	✓	✓	43892.3	7:30 p.m
1/3	DR#1	18.0	✓	✓	43915.5	8:58 p.m
1/4	DR#1	18.0	✓	✓	43948.7	5:15 p.m.
1/7	DR#1	18.0	✓	✓	43980.1	7:29 p.m
1/8	AA	18.0	✓	✓	4399.9	3:00pm ✓ 01-02

AA 01/08/02

FRM-196 (Rev 0/Apr 01)

D.I. WATER SYSTEM NOTEBOOK 01 021
METALS LAB
SOUTHWEST RESEARCH INSTITUTE 010303

DATE	INITIALS	READING (M OHMS)	SET PT./ QC LT. Green=OK	CALL FOR Service LT. Green=OK	USAGE (GALS)	COMMENTS
12/16/02	DR	18.0	✓	✓	48534.1	5:35 p.m.
12/17/02	DR	18.0	✓	✓	48546.2	9:25 p.m.
12/18/02	DR	18.0	✓	✓	48562.0	5:56 p.m.
12/19/02	DR	18.0	✓	✓	48570.9	6:09 p.m.
12/20/02	DR	18.0	✓	✓	48585.4	6 p.m.
12/23/02	DR	18.0	✓	✓	48595.2	6:21 p.m.
12/24/02	DR	18.0	✓	✓	48601.0	12:25 p.m.
12/27/02	DR	18.0	✓	✓	48617.5	5:35 p.m.
12/30/02	DR	18.0	✓	✓	48629.2	6:04 p.m.
1-31/03	DR	18.0	✓	✓	48632.0	10:15 a.m.
01/02/2003	DR	18.0	✓	✓	48647.9	6:45 p.m. [illegible]
01/03/2003	DR	18.0	✓	✓	48661.5	5:50 p.m.
01/06/03	DR	18.0	✓	✓	48689.5	6:45 p.m.
01/07/03	DR	18.0	✓	✓	48699.7	6:21 p.m.
01/08/03	DR	18.0	✓	✓	48705.8	7:30 p.m.
01/09/03	DR	18.0	✓	✓	48735.2	6:38 p.m.
01/10/03	DR	18.0	✓	✓	48767.4	6:15 p.m.
01/13/03	DR	18.0	✓	✓	48791.6	7:10 p.m.
01/14/03	DR	18.0	✓	✓	48814.6	10:55 p.m.
		Reviewed ams 1/15/03				