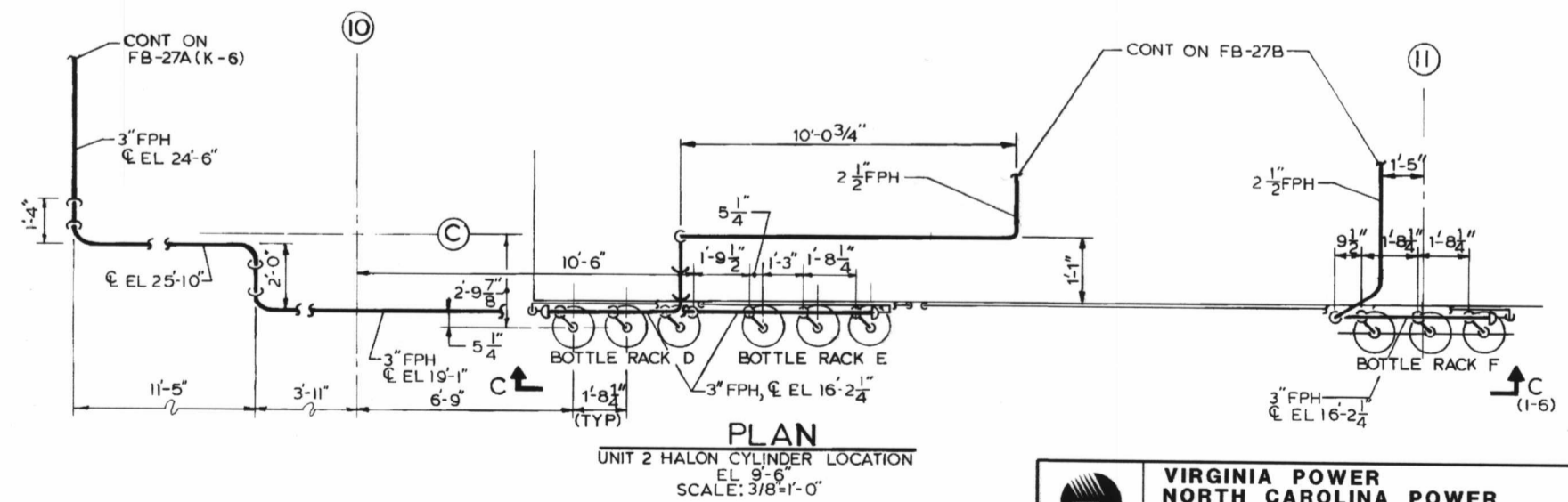
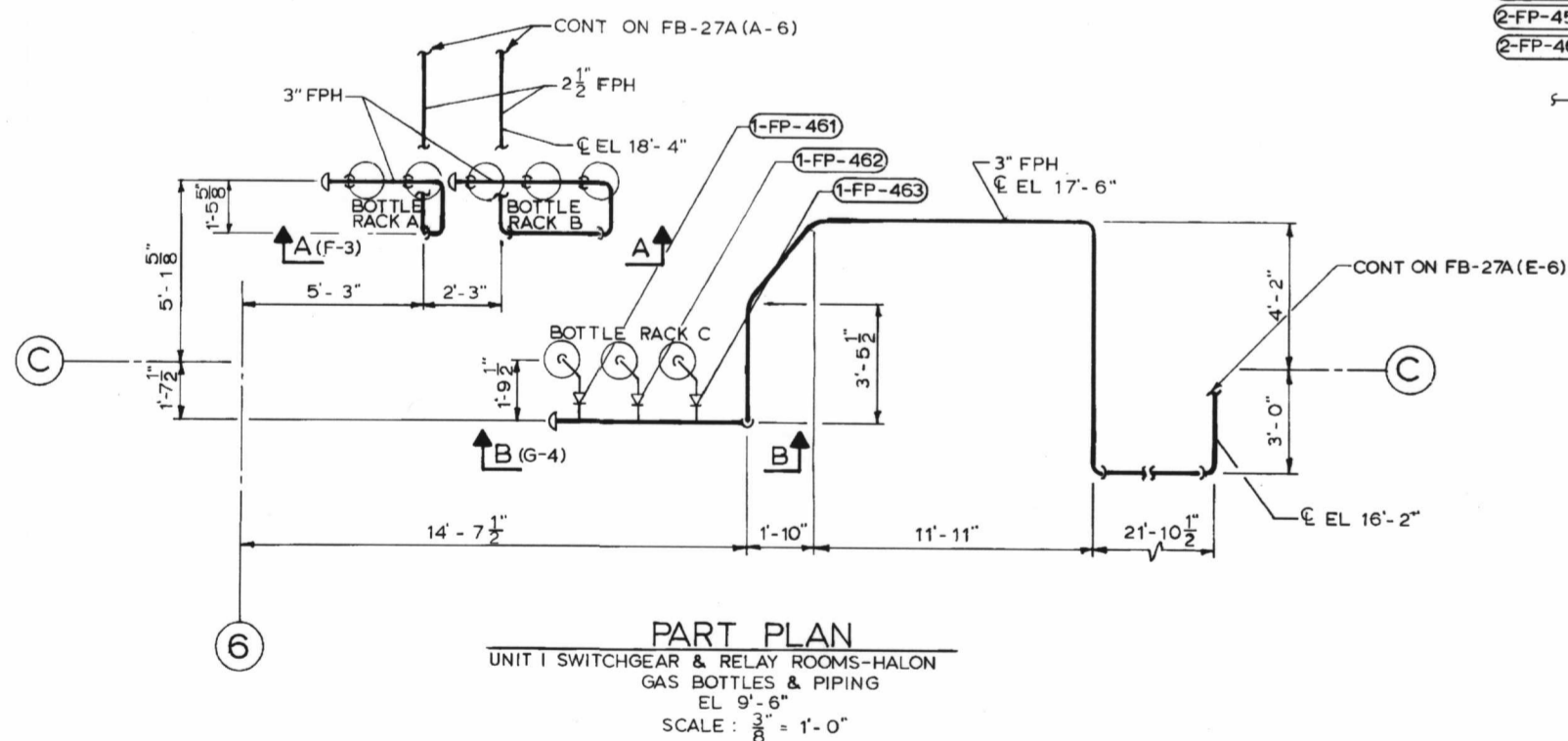
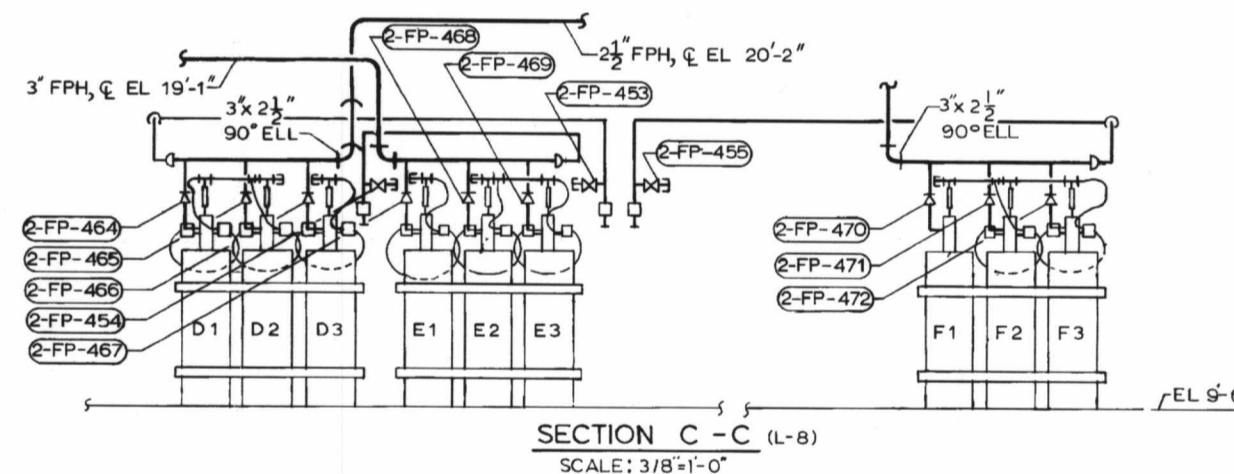


- HALON GAS SYSTEM NOTES:
1. ALL PIPE TO BE SCH 40 GR B A - 53 OR A - 106 SEAMLESS STL PIPE.
  2. FITTINGS - 3/4" AND SMALLER TO BE SCRD - 150# BLACK MALLEABLE IRON ANSI B16.3 ASTM-A-197 - 1" THRU 2" TO BE 300# BLACK MALLEABLE IRON ANSI B16.3 ASTM-A-197 - 2 1/2" THRU 3" TO BE SCH 40 STD BUTT WELD ANSI B16.9 ASTM-A-234 LG TAN - SPECIFIED LOCATIONS TO BE ANSI B16.11 ASTM-A-105, GR II 2000 LB MIN OR A234 (STD) BUTT WELD OR SCRD.
  3. ALL TEES TO BE IN THE HORIZONTAL POSITION, NO VERTICAL OUTLETS EXCEPT FOR MANIFOLD CON. & TEES ON END OF LINES.
  4. PIPE HANGERS ARE DESIGNED CATEGORY III - SEISMIC.
  5. ⚡ DENOTES HALON 1301 NOZZLES, ARROWS INDICATE NUMBER AND DIRECTION OF SPRAY PORTALS.
  6. LOCATE RACK NUMBER IDENTIFICATION ON TUBE STEEL TO THE LEFT OF THE BOTTLE LOCATION.
  7. REFER TO DRAWING 11448-FB-27K1 FOR BOTTLE HEAD DETAIL CONNECTIONS.
  8. INITIATION OF SYSTEM BY CONTROL STATIONS PROVIDES PERSONNEL ALARMS AND 60 SECOND DELAY OF HALON DISCHARGE.

- REFERENCES:
1. LICENSE RENEWAL FIRE PROTECTION SYS 11448-LRB-27K

- GENERAL NOTES:
1. NOT USED.
  2. FOR GENERAL NOTES AND LEGEND SEE FB-27C.



PLUMBING AND FIRE PROTECTION SERVICE BUILDING SURRY POWER STATION - UNIT 1	
REVISION DESCRIPTION REVISED PER ENGINEERING REVIEW (DCR 01-1058)	CAD NO: C:\usr\ndgn\27KH\B81 DRAWING NO: 11448-FB-27K REV 7
DSGN SDW SCALE: 3/8" = 1'-0" UNLESS OTHERWISE NOTED	SH 1 OF 1

D-05