 USGS-OFR-87-80

UNITED STATES
DEPARTMENT OF THE INTERIOR
GEOLOGICAL SURVEY

# HISTORICAL CATALOG OF SOUTHERN GREAT BASIN EARTHQUAKES 1868–1978

by

Mark E. Meremonte and Albert M. Rogers

Open-File Report 87-80

Prepared in cooperation with the
Nevada Operations Office
U.S. Department of Energy
(Interagency agreement DE-AI08-78ET44802)

This report is preliminary and has not been reviewed for conformity with U.S. Geological Survey editorial standards and stratigraphic nomenclature. Any use of trade names is for descriptive purposes only and does not imply endorsement by the USGS.

Denver, Colorado
1987

Copies of this Open-File Report
may be purchased from

Open-File Services Section
Branch of Distribution
U.S. Geological Survey
Box 25425, Federal Center
Denver, Colorado 80225

PREPAYMENT IS REQUIRED

Price information will be published
in the monthly listing
"New Publications of the Geological Survey"

FOR ADDITIONAL ORDERING INFORMATION

CALL: Commercial: (303) 236-7476
FTS: 776-7476

USGS-OFR-87-80

USGS-OFR-87-80

UNITED STATES
DEPARTMENT OF THE INTERIOR
GEOLOGICAL SURVEY

Denver, Colorado

# HISTORICAL CATALOG OF SOUTHERN GREAT BASIN EARTHQUAKES 1868–1978

by

Mark E. Meremonte and Albert M. Rogers

## CONTENTS


| | Page |
|---|---|
| Introduction | 1 |
| Acknowledgments | 2 |
| Sources of data | 2 |
| Criteria used in the compilation | 2 |
| Hypocenter quality | 4 |
| Magnitudes | 4 |
| Plotting of data | 5 |
| Man-made activity | 5 |
| Significant earthquakes | 7 |
| Remarks | 8 |
| References cited | 8 |
| Appendix A: Hypocenter quality rating systems | 30 |
| Appendix B: List of the southern Great Basin earthquakes from 04 September 1868 to 29 July 1978 | 34 |
| Format description of the SGB historical hypocenter summary | 35 |
| Appendix C: List of the announced nuclear tests at NTS 22 October 1951 to 31 July 1978 | 190 |
| Format description of the announced nuclear tests | 191 |


## ILLUSTRATIONS


| | |
|---|---|
| Figure 1. Map of the catalog area showing the southern Great Basin seismic network | 18 |
| 2. Map of generalized seismic zones and tectonic features in the southern Great Basin | 19 |
| 3. Plots of arc distance $Z$ versus $\|\Delta t\|$ showing the regions A, B, C, and D | 20 |
| 4. Map of the southern Great Basin catalog area showing the overall historical seismicity from 04 September 1868 to 29 July 1978 (original data) | 21 |
| 5. Map of the southern Great Basin catalog area showing the overall historical seismicity from 04 September 1868 to 29 July 1978 (randomized data) | 22 |
| 6. Map of the southern Great Basin catalog area showing the historical seismicity from 04 September 1868 through 1939 (randomized data) | 23 |
| 7. Map of the southern Great Basin catalog area showing the historical seismicity from 1940 through 1949 (randomized data) | 24 |
| 8. Map of the southern Great Basin catalog area showing the historical seismicity from 1950 through 1959 (randomized data) | 25 |
| 9. Map of the southern Great Basin catalog area showing the historical seismicity from 1960 through 1969 (randomized data) | 26 |
| 10. Map of the southern Great Basin catalog area showing the historical seismicity from 1970 to 29 July 1978 (randomized data) | 27 |

11. Map of the southern Great Basin catalog area showing the historical seismicity from 1868 through 1956 before the beginning of extensive underground nuclear testing (randomized data) ..... 28
12. Map of the southern Great Basin catalog area showing the historical seismicity from 1957 to 29 July 1978 after the beginning of extensive underground nuclear testing (randomized data) ..... 29

## TABLES

Table 1. List of data sources ..... 11
2. Priority list for multiply reported hypocenters ..... 15
3. Priority list for multiply reported magnitudes ..... 17

UNITED STATES
DEPARTMENT OF THE INTERIOR
GEOLOGICAL SURVEY

# A CATALOG OF SOUTHERN GREAT BASIN EARTHQUAKES FOR THE PERIOD 1868–1978

by

Mark E. Meremonte and Albert M. Rogers

## INTRODUCTION

This catalog is a collation of earthquake hypocenters, intensities, and magnitudes for the southern Great Basin (SGB) for the period 1868-1978 prior to the operation of the SGB network (fig. 1). The data from this catalog are drawn from many sources such as earlier non-instrumental reports for the oldest earthquakes in national catalogs, reports by university stations operated in California, Nevada, and Utah (generally several hundred kilometers distant), and data collected by local and regional networks that were operated temporarily in limited areas of the SGB.

The geographical boundaries of the catalog are 35.6°–38.5° N., 114.5°–118.0° W. This area encloses a circle of about 160 km radius centered on NTS. Sources outside this zone are unlikely to produce short-period ground motions of a level sufficient to cause damage to either the surface or the subsurface facilities. Long-period ground motions from more distant sources could produce damage to structures with matching structural periods, but this problem, if found to be pertinent to the waste storage facility, will require special study. The area of this catalog includes several Quaternary, Late Quaternary, and Holocene geologic structures such as the Fish Lake–Death Valley–Furnace Creek fault zones on the west, the East-West seismic zone, the "paleoseismic" zone to the east of Yucca Mountain (the proposed site of the repository), and other less prominent structures across the southern Great Basin (fig. 2). The catalog spans the time period from about the beginning of the historical era in this region to the beginning of the operation of the SGB seismograph network. During this 110 year time period, from 1868 to August 1978, over 7300 earthquakes have been noted. For each of these earthquakes we report the date, origin time, hypocenter, and one or more of the following magnitudes: $M_S$, $M_L$, $M_D$, $m_b$, and *other*. When available, we also include the maximum Modified Mercalli intensity, the hypocenter quality rating, and error estimates for the origin time and the hypocenter.

The catalog includes both natural and man-made earthquake activity. Man-made events include aftershocks and cavity collapses (which occur following most NTS nuclear tests), mining blasts and high-explosive experiments, and induced seismicity due to the impoundment of Lake Mead. An attempt has been made to identify each of these classes of events in the catalog, although the classification should be considered tentative, particularly in the case of nuclear event aftershocks. Research is in progress to determine which events are aftershocks of nuclear tests and how these events should be treated in a seismic hazard assessment.

This catalog is important in two respects. First, the data permit computation of the rate of earthquake occurrence for the region, although corrections for incompleteness are required. Second, the data indicate, in a general way, which geologic zones have been active in the past. Both of these results have a bearing on the computation of seismic hazard to the proposed nuclear waste repository at Yucca Mountain on the Nevada Test Site (NTS).

## ACKNOWLEDGMENTS

We would like to thank Carl W. Stover, Glen Reagor, and James Taggart for their help throughout the course of this work and their useful suggestions on data sources, compilation, and report formating. We gratefully acknowledge the assistence of Bruce A. Bolt of the University of California at Berkeley, Kate Hutton of the California Institute of Technology, Ute Vetter of the University of Nevada at Reno, and Fred Fischer, who contributed some of the data in this report. We also thank Luke J. Vortman of Sandia National Laboratories and David M. Perkins and Arthur C. Tarr of the U. S. Geological Survey for their reviews which improved the text. The work was performed in cooperation with the U.S. Department of Energy, Nevada Nuclear Waste Storage Investigations Project under agreement DE-AI08-78ET44802.

## SOURCES OF DATA

The SGB historical catalog was compiled from various earthquake catalogs and seismological bulletins that reported earthquakes from the SGB or its subregions. The data sources that we used are as follows:

- the Seismographic Station of the University of California at Berkeley (BRK);
- the Seismological Laboratories of the California Institute of Technology (PAS);
- the California Division of Mines and Geology;
- the National Oceanic and Atmospheric Administration (NOAA);
- the U.S. Geological Survey;
- the Seismological Laboratory of the University of Nevada, Reno;
- the International Seismological Centre (ISC);
- Teledyne Geotech–Alexandria Laboratories;
- and other seismological sources (table 1).

An alphabetical listing of all the source code abbreviations and their respective references are given in table 1. Seismicity recorded by the SGB seismograph network that has been operated by the U.S. Geological Survey since 1978 is published separately (Roger and others, 1981, 1983).

## CRITERIA USED IN THE COMPILATION

A problem that occurs when merging catalogs from multiple data sources is that the merged catalog invariably contains multiple entries for the same earthquake, whose origin times, locations, and magnitudes are not exactly equal and may even exhibit significant discrepances. Thus, one first needs to determine which events are duplicates, and then, to decide which one of the multiple earthquake locations and magnitudes is the most

accurate to retain in the merged catalog. Determination of those entries in the catalog that are duplicates can be a difficult problem, but once decided it is generally feasible to choose the preferred data source. We compiled the data according to a system of priorities for hypocentral location (table 2) and for magnitude (table 3). These priorities are somewhat subjective, but are based on the number, density, and distance of stations that are used to compute the earthquake parameters. For instance, an earthquake located by a local network would always be considered highest priority for listing. Regional stations or networks operating outside of the SGB region were considered to be of intermediate priority, and earthquake data based primarily on reports from national or world-wide stations were considered the lowest priority.

In addition to the system of priorities that were used to help make the final choices amongst duplicates, a procedure to delineate the duplicates had to be found. To do this, we tabulated the absolute difference between origin times ($|\Delta t|$) and the arc distance ($Z$) between locations for all suspected duplicate earthquakes in the catalog having values of $|\Delta t| \leq 100$ seconds and $Z \leq 3.0°$, where $Z$ is calculated as follows. Converting latitudes to geocentric colatitudes and using spherical trigonometry we have:

$$Z = \cos^{-1}(\sin\phi \sin\theta \cos c + \cos\phi \cos\theta)$$

where angles $\phi$ and $\theta$ are the geocentric colatitudes of the two earthquakes in radians; $c$ is the longitudinal gap between two epicenters in degrees; and $Z$ is the arc distance between the two events in degrees. Plotting $Z$ versus $|\Delta t|$ (fig. 3), we see that $|\Delta t| - Z$ space can be subjectively divided into four principal regions (A, B, C, and D) where the data accumulate.

$|\Delta t| \leq 10.0$ seconds; $Z \leq 0.5°$ (region A)
$|\Delta t| \leq 10.0$ seconds; $0.5° \leq Z \leq 1.0°$ (region B)
$|\Delta t| \geq 10.0$ seconds; $Z \leq 0.5°$ (region C)
outside of above ranges (region D).

During the initial merging of the sources, obvious duplicates were objectively delineated and, subsequently, eliminated from the merged data set according to the following rule:

$$|\Delta t| \leq 5.0 \text{ seconds}; \ \Delta lat \leq 0.2°; \ \Delta long \leq 0.2°$$

Thus, region A is void of the duplicates that satisfied the above initial parameters. Although this procedure eliminated many duplicate events, numerous earthquakes remained in the catalog that appeared to be potential duplicates.

Of the total number of possible duplicates, 92%, 1%, 6%, and 1% fall in regions A, B, C, and D, respectively. Duplicates satisfying the requirements in region A were eliminated systematically unless some peculiarity existed between the two earthquakes, such as very different magnitudes. Events satisfying the criteria in regions B, C, and D were examined individually for potential elimination. If a combination of factors strongly suggested that two entries were duplicates, then one of the entries was eliminated. The result of this process was to eliminate 4558 of 4564 events in A, 44 of 48 events in B, 111 of 277 in C,

and 36 of 54 in D. Note in figure 3 that events occurring whole minutes or whole seconds apart were prime duplicate candidates.

Some nuclear explosion aftershocks and (or) earthquakes occurring minutes to hours after nuclear explosions were unlocatable due to interference of waves from several earthquakes with overlapping time-history signatures. These events were retained in the catalogs of Hamilton and others (1971) and Rogers and others (1977) by date, approximate origin time, and duration magnitude. Of these events, those with $M_D \geq 3.0$ have been retained in this catalog in order to preserve some measure of the total energy release that has occurred in aftershock series in the nuclear testing aftershock zones. We have arbitrarily assigned these events epicentral coordinates equal to those of the nuclear event that occurred just prior to the earthquake.

## HYPOCENTER QUALITY

A hypocenter quality rating is reported for events when it is available. In general, the quality ratings used in the past are not uniform—different sources use different schemes—and are retained in their original form here. Data sources that have reported a hypocentral quality are Hamilton and others (1971), Fischer and others (1972), Rogers and Lee (1976), Rogers and others (1977), Askew and Algermissen (1983), the Seismological Laboratory of the University of Nevada-Reno, the Seismological Laboratories of the California Institute of Technology, and the Seismographic Station of the University of California at Berkeley. See appendix A for a more detailed explanation of the quality rating systems used.

## MAGNITUDES

Magnitudes are reported whenever possible and follow the priority list as outlined in table 3. The catalog retains as many as five different magnitudes: $M_S$, $M_L$, $M_D$, $m_b$, and *other*. Of these, $M_L$ and $M_D$ are reported most often. The $M_L$ magnitude is Richter's local magnitude computed from a Wood-Anderson seismograph. These magnitudes were reported by the University of California at Berkeley, the California Institute of Technology, and the University of Nevada-Reno before 1973. From 1973 to present, the University of Nevada-Reno reported $M_D$ magnitude. The $M_D$ magnitude is an equivalent Richter magnitude computed from the duration of the coda and it has been given in seismicity reports by Smith and others (1971), Hamilton and others (1971), Papanek and Hamilton (1972), Fischer and others (1972), Rogers and Lee (1976), and Rogers and others (1977). $M_S$ and $m_b$ magnitudes were less frequently reported. The magnitude denoted as *other* is often unidentified by type in the original source. In some cases, however, such as for magnitudes reported by the source ALX (table 1), a type of $m_{bLg}$ magnitude (R. G. Baker, 1970) is given. Source BRP always listed $M_S$, although in many cases this magnitude was computed from $m_b$, $M_L$ or from the reported maximum intensity. These conversions were computed from the relationships:

$$M_S = 1.59 m_b - 3.6 \text{ (Nuttli and Zollweg, 1974)}$$
$$M_S = 1.32 M_L - 2.112 \text{ (Gutenberg and Richter, 1956)}$$
$$M_L = 1.00 + (2/3) I_0 \text{ (Gutenberg and Richter, 1956).}$$

Note that the intensity relationship will probably produce an underestimated magnitude for this region because it is so sparsely populated. If both BRK and PAS reported $M_L$ magnitudes for the same event, then both magnitudes are included in this catalog unless some other $M_L$ magnitude source took precedence.

## PLOTTING OF DATA

Historically, earthquake locations reported in many of the national catalogs before about 1975 were computed to the nearest known degree or decimal degree because data acquisition and location accuracy were not believed to warrant reporting additional precision. Plots of such data have a gridded pattern and many events are overplotted at a single point. The resulting plots obscure the density of earthquake activity and any structure in the events that may be present. To solve the density problem, a small random component was added to the epicentral coordinates in figures 5–12. The maximum magnitude of this random component never exceeds ±0.05° and never is smaller than ±0.005°. The size of the maximum random component depends on the number of decimal places reported for the original coordinate estimate. The more decimal places that were reported for the original coordinate estimate the smaller the added maximum random component. Compare figure 4, a plot of the original data, with figure 5, a plot of the randomized data, to observe the change in the seismicity patterns and density. For many events overplotted at a single point, the maximum limits of the randomizing component force the data to plot in a rectangle centered around that point with dimensions of 0.1° latitude by 0.1° longitude. This is clearly seen near Lake Mead (LM) in figures 5 and 7. Figures 6–10 display the randomized data over a series of sequential time intervals.

Even though the catalog lists five types of magnitudes, only the $M_L$ and the $M_D$ magnitudes were used in the plots. For events which have no $M_L$ and (or) $M_D$ reported, the epicentral symbol is scaled to a magnitude equal to zero. Many earlier hypocentral solutions were reported with fixed depth and, thus, we do not show any plots representing earthquake depths. We know from detailed local studies, however, that most earthquakes in this region occur in the upper half of the crust above 15 km. (Hamilton and others, 1971; Rogers and Lee, 1976; Rogers and others, 1981, 1983).

## MAN-MADE ACTIVITY

This catalog includes both natural earthquakes and earthquakes that have been induced by the activities of man, including NTS nuclear testing and the impoundment of Lake Mead. At present no simple technique has been devised to differentiate between induced earthquakes and those that might be considered to be part of the natural backgound activity of this region. It may prove to be important, however, to identify such events if they have a notable effect on the computed seismic hazard of the region. For this reason we attempt to annotate earthquakes that are potentially induced. We have also specially annotated events that are known to be underground nuclear-test cavity collapses and high energy chemical explosions. It should be noted that the annotation of potentially induced earthquakes in this catalog is arbitrary to a degree and may include earthquakes that are part of the background seismicity or, conversely, may exclude earthquakes that

are induced. Future research, currently in progress, may provide a means of improving our discrimination between the two types of events.

Data on the origin times and dates of collapses and high energy explosions, which permitted annotation of these events, were provided by Sandia National Laboratories (Luke Vortman, written commun.) and NOAA (1982). Lake Mead seismicity was specially annotated if the earthquake occurred within an arbitrary boundary drawn parallel to (but 0.2° outside) the lake perimeter.

Annotation of nuclear event aftershocks is difficult because the time histories of these events are generally undifferentiable from regional earthquakes. Some of these events are undoubtedly related to processes in the immediate vicinity of the nuclear test cavity, but others that are located kilometers away from the test and (or) that occur for days or months (perhaps longer) after the test are more difficult to identify. Premonitory cracking and straining related to the collapse process frequently produces earthquake signatures that are relatively emergent, making these events more difficult to locate. This fact creates a natural discrimination process in the catalog; that is, cavity related events are frequently omitted from earlier catalogs because they can not be located.

Review of detailed studies of nuclear test aftershocks at Pahute Mesa may provide clues about how these events can be discriminated from natural background seismicity. Hamilton and others (1971) noted that 95% of the aftershocks of 4 nuclear explosions having magnitudes greater than about 5.8 occurred within 14 kilometers of ground zero and 94% occurred in the upper 5 kilometers of the crust. Rogers and others (1977) conducted similar studies for 8 nuclear tests having the same magnitude range and found that although the aftershocks in the latter testing series clustered more closely around ground zero, the depths of the aftershocks were significantly greater. Between 93 and 100% of the aftershocks occurred within 6 km of ground zero in each nuclear test studied. These earthquakes had computed hypocentral depths ranging between 4 and 15 km., which is somewhat greater diffusion in depth than was observed in the earlier study. Some of the increase in the observed hypocenter range, however, may be due to sparser station distribution in the latter study and resulting increased inaccuracy in the hypocenter depth determinations compared with the earlier study, but some of this increase in aftershock depths is likely to be real. In any case, based on the results of these studies, we have chosen to annotate earthquakes as potential nuclear test aftershocks if they occur within a boundary drawn 10 km outside of the boundaries of the individual testing areas at NTS; this boundary is depicted by the shaded region in figure 1. This choice should be considered arbitrary until the results of ongoing research improves our understanding of the temporal and spatial distribution of nuclear test aftershocks.

Underground nuclear testing at the NTS began with tunnel explosions in 1957. Although above ground testing occurred at NTS beginning in 1951, it is assumed that these events did not produce aftershocks because of their low yield and poor seismic coupling to the earth. For this reason, we compare maps of seismicity for this region showing pre- and post-1957 underground testing in figures 11 and 12. The region around NTS exhibits low level seismicity before underground testing, but earthquakes are distributed throughout the area. Many of these events are greater than magnitude 3, which is probably the minimum level of location and detection for the regional stations that existed at that

time. Note that all announced nuclear tests (above-ground and underground) have been removed from the figures and listed in Appendix C. These data were obtained from the following sources: Griggs and Press (1961), the U.S. Department of Commerce (1963a, b), Springer and Kinnaman (1971, 1975), Zander and Araskog (1973), NOAA (1982), the U.S. Department of Energy (1985), Lawrence Livermore Laboratory (LLL, written commun.), and ISC.

## SIGNIFICANT EARTHQUAKES

A number of major earthquakes ($M \geq 6.5$) have occurred in the Great Basin that are outside of this study area. These events are significant, however, because they occur within the Great Basin or along the province boundaries. For this reason we list them in the table below, where M denotes Richter magnitude and MM denotes Modified Mercalli scale.

| Date | Name or region | Location | M | Intensity (MM) |
|---|---|---|---|---|
| 09 Jan 1857 | Fort Tejon | [1]35.0°$N$ 119.0°$W$ | [2]8.25 | [2]$IX$ |
| 26 Mar 1872 | Owens Valley | [1]36.5°$N$ 118.0°$W$ | [3]8.25 | [4]$XI$ |
| 21 Dec 1932 | Cedar Mountain | [4]38.7°$N$ 117.8°$W$ | [4]7.3 | [4]$X$ |
| 21 Jul 1952 | Kern County | [5]35.0°$N$ 119.0°$W$ | [5]7.7 | [5]$XI$ |
| 06 Jul 1954 | Rainbow Mountain | [4]39.4°$N$ 118.5°$W$ | [6]6.8 | [6]$IX$ |
| 24 Aug 1954 | Rainbow Mountain | [4]39.4°$N$ 118.5°$W$ | [6]6.8 | [6]$VIII$ |
| 16 Dec 1954 | Fairview Peak | [4]39.3°$N$ 118.2°$W$ | [4]7.2 | [5]$X$ |
| 16 Dec 1954 | Dixie Valley | [7]39.8°$N$ 118.1°$W$ | [6]6.9 | [1]$X$ |

Data Sources:

(1) Coffman and von Hake (1973)
(2) Agnew and Sieh (1978)
(3) Oakeshott and others (1972)
(4) Slemmons and others (1965)
(5) Richter (1958)
(6) Ryall and Priestley (1975)
(7) Romney (1957)
(8) Askew and Algermissen (1983)

Another significant earthquake and aftershock series, although outside this study area, occurred in the Clover Mountains near the Nevada-Utah border in 1966 (Boucher and others, 1967). This event is significant because it occurs within the East-West seismic zone with dextral strike-slip on a north trending fault (Smith and Lindh, 1978; Rogers and others, 1983; Wallace and others, 1983) and, thus, is similar in notable respects to much of the microseismicity that occurs in this region (Rogers and others, 1987). The main shock had several reported magnitudes $M_L = 5.7 - 6.1$ (BRK), $M_L = 6.0$ (PAS), and $m_b = 5.6$ (USCGS). At the peak of the aftershock series, more than 8,000 events were recorded per day (Boucher and others, 1967). Relocations of some events in the aftershock series have been conducted by Beck (1970) and Rogers and others (1983). In the latter study, a joint hypocenter relocation was conducted using a selected set of the aftershocks and the main shock. These relocations are included in this report.

Finally, a notable earthquake occurred in Death Valley in 1908. Several magnitudes have been estimated for this event ($M_S = 5.7$ (BRP), $M = 6.5$ (DMG)). This event is the closest earthquake, of significant size, to the proposed repository at Yucca Mountain.

## REMARKS

Before data in this catalog can be used to calculate the probabilistic seismic hazard in the SGB, three significant factors must be taken inot account: 1) correction of the catalog for incompleteness; 2) revision of magnitudes reported by California observatories; and 3) correction or removal of earthquakes induced by either nuclear explosions or the impoundment of Lake Mead. Corrections for incompleteness are required to accurately compute the rate of earthquake occurrence for the SGB region. In addition, earthquake occurrence rates for this region could be overestimated because some historical earthquake magnitudes ($M_L$) may have been estimated too high as pointed out by Rogers and others (1987). Occurrence rates might also be misinterpreted due to the effects of induced seismicity from nuclear tests and the impoundment of Lake Mead. These factors need to be resolved before a comprehensive seismic hazard analysis can be completed.

## REFERENCES CITED


Agnew, D. C., and Sieh, K. E., 1978, A documentary study of the felt effects of the great California earthquake of 1857: Seismological Society of America Bulletin, v. 68, no. 6, p. 1717–1729.

Askew, Bonny, and Algermissen, S. T., 1983, An earthquake catalog for the Basin and Range Province, 1803–1977: U.S. Geological Survey Open-File Report 83-86, 42 p., 3 sheets.

Baker, R. G., 1970, Determining magnitude from *Lg*: Seismological Society of America Bulletin, v. 60, no. 6, p. 1907–1919.

Beck, P. J., 1970, The southern Nevada-Utah border earthquakes August to December, 1966: Salt Lake City, Utah, University of Utah Master's thesis, 62 p.

Coffman, J. L., and von Hake, C. A., 1973, Earthquake history of the United States: U.S. Department of Commerce, National Oceanic and Atmospheric Administration, NOAA EDS Pub. 41-1/COM 74 500 35, 208 p.

Fischer, F. G., Papanek, P. J., and Hamilton, R. M., 1972, The Massachusetts Mountain earthquake of 5 August 1971 and its aftershocks, Nevada Test Site: U.S. Geological Survey Report USGS-474-149; available from U.S. Department of Commerce, National Technical Information Service, Springfield VA 22161, NTS-238, 20 p.

Gutenberg, B., and Richter, C. F., 1956, Earthquake magnitude, intensity, energy, and acceleration: Seismological Society of America Bulletin, v. 46, no. 2, p. 131, 137.

Griggs, D., and Press, F., 1961, Probing the Earth with nuclear explosions: Journal of Geophysical Research, v. 66, p. 237.

Hamilton, R. M., Smith, B. E., Fischer, F. G., and Papanek, P. J., 1971, Seismicity of the Pahute Mesa area, Nevada Test Site, 8 December 1968 through 31 December 1971: U.S. Geological Survey Report USGS-474-138; available from U.S. Department of Commerce, National Technical Information Service, Springfield, VA 22161, 170 p.

Howard, Nancy W., written commun., Lawrence Livermore Laboratory, Livermore, California.

Lee, W. H. K., and Lahr, J. C., 1975, Hypo 71 (revised): a computer program for determining hypocenter, magnitude, and first motion pattern of local earthquakes: U.S. Geological Survey Open-File Report 75-311, 116 p.

National Oceanic and Atmospheric Administration, 1982, The NOAA-NGDC earthquake data file, period of coverage, 09 October 1916 to 28 June 1979: Environmental Data Service, Boulder, Colorado.

Nuttli, O. W., and Zollweg, J. E., 1974, The relation between felt area and magnitude for central United States earthquakes: Seismological Society of America Bulletin, v. 64, no. 1, p. 82.

Oakeshott, G. B., Greesfelder, R. W., and Kahle, J. E., 1972, One hundred years later: California Geology, v. 25, no. 3, p. 55–61.

Papanek, P. J., and Hamilton, R. M., 1972, A seismicity study along the northern Death Valley-Furnace Creek fault zone, California-Nevada boundary: U.S. Geological Survey Report USGS-474-141; available from U.S. Department of Commerce, National Technical Information Service, Springfield, VA 22161, 41 p.

Richter, C. F., 1958, Elementary geology: San Francisco, California, W. H. Freeman and Company, 768 p.

Rogers, A. M., Harmsen, S. C., and Carr, W. J., 1981, Southern Great Basin seismological data report for 1980 and preliminary data analysis: U.S. Geological Survey Open-File Report 81-1086, 148 p.

Rogers, A. M., Harmsen, S. C., Carr, W. J., and Spence, W. J., 1983, Southern Great Basin seismological data report for 1981 and preliminary data analysis: U.S. Geological Survey Open-File Report 83-669, 148 p.

Rogers, A. M., Harmsen, S. C., and Meremonte, M. E., 1987, Evaluation of the seismicity of the southern Great Basin and its relationship to the tectonics framework of the region: U.S. Geological Survey Open-File Report (in review).

Roger, A. M., Harmsen, S. C., Herrmann, R. B., and Meremonte, M. E., 1987, A study of ground motion attenuation in the southern Great Basin, Nevada-California, using several techniques for estimates of $Q_s$, log $A_o$, and coda $Q$: Journal of Geophysical Research, v. 92, no. B5, p. 3527-3540.

Rogers, A. M., and Lee, W. H. K., 1976, Seismic study of earthquakes in the Lake Mead, Nevada-Arizona region: Seismological Society of America Bulletin, v. 66, no. 5, p. 1657–1681.

Rogers, A. M., Woulett, G. M., and Covington, P. A., 1977, Seismicity of the Pahute Mesa area, Nevada Test Site, 8 October 1975 to 30 June 1976: U.S. Geological Survey Report USGS-474-184; available from National Technical Information Service, Springfield, VA 22161, 63 p.

Romney, C., 1957, Seismic waves from the Dixie Valley-Fairview Peak earthquakes: Seismological Society of America Bulletin, v. 47, p. 301–320.

Ryall, A., and Priestly, K., 1975, Seismicity, secular strain, and maximum magnitude in the Excelsior Mountains area, western Nevada and eastern California: Geological Society of America Bulletin, v. 86, p. 1585–1592.

Slemmons, D. B., Jones, A. E., and Gimlett, J. I., 1965, Catalog of Nevada earthquakes, 1852–1960: Seismological Society of America Bulletin, v. 55, no. 2, p. 519–565.

Smith, B. E., Hamilton, R. M., and Jackson, W. H., 1971, Seismicity of the central Nevada test area, 26 September 1969 – 1 October 1970: U.S. Geological Survey Report USGS-474-109; available from U.S. Department of Commerce, National Technical Information Service, Springfield, Va 22161, 27 p.

Smith, R. B. ,and Lindh, A. G., 1978, Fault plane solutions of the western United States: a compilation *in* Smith, R. B., and Eaton, G. P., eds., Cenozoic tectonics and regional geophysics of the western cordillera: Geological Society of America Memoir 152, p. 107–109.

Springer, D. L., and Kinnaman, R. L., 1971, Seismic source summary for U.S. underground nuclear explosions, 1961–1970: Seismological Society of America Bulletin, v. 61, no. 4, p. 1073–1098.

Springer, D. L., and Kinnaman, R. L., 1975, Seismic source summary for U.S. underground nuclear explosions, 1971–1973: Seismological Society of America Bulletin, v. 65, no. 2, p. 343–349.

U.S. Department of Commerce, 1963, World-wide standard station seismic measurements, project 173-7, Little Feller I: U.S. Department of Commerce, Coast and Geodetic Survey, Washington 25, D.C., 4 p.

U.S. Department of Commerce, 1963, World-wide standard station seismic measurements, project 173-7, Little Feller II: U.S. Department of Commerce, Coast and Geodetic Survey, Washington 25, D.C., 3 p.

U.S. Department of Energy, 1985, Announced United States nuclear events; July 1945 through December 1984: U.S. Department of Energy, Nevada Operations Office, NVO–209 (rev. 5), 73 p.

Vortman, L. J., written commun., Sandia National Laboratories, Alburquerque, New Mexico.

Wallace, T. C., Helmberger, D. V., and Engen, G. R., 1983, Evidence of tectonic release from underground nuclear explosions in long-period P waves: Seismological Society of America Bulletin, v. 73, n. 2, p. 593–613.

Zander, I., and Araskog, R., 1973, Nuclear explosions 1945–1972 basic data: FOA 4 Report, A4505-A1: The Research Institute of National Defense, Stockholm, Sweden, 55 p.

Table 1.—List of data sources

| Code | Source |
|---|---|
| ALX | Racine, D., O'Donnell, A., Burnetti, J., Klouda, P., Marshall, M., Tobin, E., Megyesi, I., and Wagner, R., 1979, A seismicity study of the southwest region of the United States, 01 December 1961 to 01 January 1964: U.S. Army Corps of Engineers, Teledyne Geotech, Alexandria Laboratories, 314 Montgomery Street, Alexandria, VA 22314, 33 p. |
| ANT | U.S. Department of Energy, 1985, Announced United States nuclear events; July 1945 through December 1984: U.S. Department of Energy, Nevada Operations Office, NVO–209 (rev. 5), 73 p. |
| BRK | University of California, Berkeley, California, Seismographic Station, B. A. Bolt, Director. |
| BRP | Askew, Bonny, and Algermissen, S. T., 1983, An earthquake catalog for the Basin and Range Province, 1803–1977: U.S. Geological Survey Open-File Report 83–86, 41 p., 3 sheets. |
| | Askew, Bonny, and Algermissen, S. T., 1983, written commun., U.S. Geological Survey, Golden, Colorado. |
| CGS | U.S. Department of Commerce, 1963, World-wide standard station seismic measurements, project 173-7, Little Feller I: U.S. Department of Commerce, Coast and Geodetic Survey, Washington 25, D.C., 4 p. |
| | U.S. Department of Commerce, 1963, World-wide standard station seismic measurements, project 173-7, Little Feller II: U.S. Department of Commerce, Coast and Geodetic Survey, Washington 25, D.C., 3 p. |
| CVH | Coffman, J. L., and von Hake, C. A., 1973, Earthquake history of the United States: U.S. Department of Commerce, National Oceanic and Atmospheric Administration, NOAA EDS Pub. 41-1/COM 74 500 35, 208 p. |
| DMG | Real, C. R., Toppozada, T. R., and Parke, D. L., 1978, Earthquake epicenter map of California, 1900 through 1978: California Division of Mines and Geology, Map sheet 49. |
| ERS | Hays, W. W., Algermissen, S. T., Espinosa, A. F., Perkins, D. M., and Rinehart, W. A., 1975, Catalog of U. S. earthquakes *in* Guidelines for developing design earthquake response spectra: Department of the Army, Construction Engineering Research Laboratory, Technical Report M-114, p. 155–314. |
| FPH | Fischer, F. G., Papanek, P. J., and Hamilton, R. M., 1972, The Massachusetts Mountain earthquake of 5 August 1971 and its aftershocks, Nevada Test Site: U.S. Geological Survey Report USGS-474-149; available from U.S. Department of Commerce, National Technical Information Service, Springfield VA 22161, NTS-238, 20 p. |
| GDY | Gawthrop, William., and Dewey, J. W., 1980, written commun., U.S. Geological Survey, Golden, Colorado. |

Table 1.—List of data sources—Continued

| Code | Source |
|---|---|
| GPS | Griggs, D., and Press, F., 1961, Probing the Earth with nuclear explosions: Journal of Geophysical Research, v. 66, p. 237. |
| HSF | Hamilton, R. M., Smith, B. E., Fischer, F. G., and Papanek, P. J., 1971, Seismicity of the Pahute Mesa area, Nevada Test Site, 8 December 1968 through 31 December 1970: U.S. Geological Survey Report USGS-474-138; available from U.S. Department of Commerce, National Technical Information Service, Springfield, VA 22161, 170 p. |
| ISC | International Seismological Centre, Kew, England, UK. |
| KKG | King, K. W., Bayer, K. C., and Brockman, S. R., 1971, Earthquakes on and around the Nevada Test Site, 1950–1971: U.S. Atomic Energy Commision Report CGS-746-12; available from U.S. Department of Commerce, National Technical Information Service, Springfield, VA 22161, 32 p. |
| | Bayer, K. C., Mallis, R. R., and King, K. W., 1972, Earthquakes recorded by a seismograph network located in the southern Nevada region, January 1 to December 22, 1971: U.S. Department of Commerce, National Oceanic and Atmospheric Administration, NOAA Technical Memorandum ERL ESL-16, 43 p. |
| | Bayer, K. C., 1973a, Seismic data Report, southern Nevada region, December 22, 1971 – December 31, 1972: U.S. Department of Commerce, National Oceanic and Atmospheric Administration, NOAA Technical Memorandum ERL ESL-24, 240 p. |
| | Bayer, K. C., 1973b, A preliminary seismicity study of the southern Nevada region, quarterly report, January – March 1973: U.S. Department of Commerce, National Oceanic and Atmospheric Administration, NOAA Technical Memorandum ERL ESL-26, 153 p. |
| | Bayer, K. C., 1974, A preliminary seismicity study of the southern Nevada region, quarterly report, April – June 1973: U.S. Geological Survey, U.S. Atomic Energy Commission Report NVO-474-1; available from U.S. Department of Commerce, National Technical Information Service, Springfield, VA 22161, 115 p. |
| LLL | Howard, Nancy W., 1980, written commun., Lawrence Livermore Laboratory, Livermore, California. |
| PAS | California Institute of Technology, Pasadena, California, Seismological Laboratories, L. K. Hutton, Director. |
| PDX | National Oceanic and Atmospheric Administration, 1982, The NOAA-NGDC earthquake data file, period of coverage, 09 October 1916 to 28 June 1979: Environmental Data Service, Boulder, Colorado. |

Table 1.—List of data sources—Continued

| Code | Source |
|---|---|
| PHM | Papanek, P. J., and Hamilton, R. M., 1972, A seismicity study along the northern Death Valley-Furnace Creek fault zone, California-Nevada boundary: U.S. Geological Survey Report USGS-474-141; available from U.S. Department of Commerce, National Technical Information Service, Springfield, VA 22161, 41 p. |
| ROG | Rogers, A. M., Harmsen, S. C., Carr, W. J., and W. J. Spence, 1983, Southern Great Basin seismological data report for 1981 and preliminary analysis: U.S. Geological Survey Open-File Report 83-669, 240 p. |
| ROW | Rogers, A. M., Woulett, G. M., and Covington, P. A., 1977, Seismicity of the Pahute Mesa area, Nevada Test Site, 8 October 1975 to 30 June 1976: U.S. Geological Survey Report USGS-474-184; available from National Technical Information Service, Springfield, VA 22161, 63 p. |
| RWL | Rogers, A. M. and Lee, W. H. K., 1976, Seismic study of earthquakes in the Lake Mead, Nevada-Arizona region: Seismological Society of America Bulletin, v. 66, no. 55, p. 1657–1681. |
| RYC | Ryall, F. D., 1980, written commun., Seismological Laboratory, University of Nevada, Reno, Nevada. |
| RYN | University of Nevada, Seismological Laboratory, Reno: |
| | University of Nevada, June 1971, Bulletin of the Seismological Laboratory for the period October 1 to December 31, 1970: Reno, Nev., Mackay School of Mines - Nevada Bureau of Mines, 38 p. |
| | University of Nevada, January 1972, Bulletin of the Seismological Laboratory for the period January 1 to March 31, 1971: Reno, Nev., Mackay School of Mines - Nevada Bureau of Mines, 36 p. |
| | University of Nevada, May 1972, Bulletin of the Seismological Laboratory for the period April 1 to June 30, 1971: Reno, Nev., Mackay School of Mines - Nevada Bureau of Mines, 35 p. |
| | University of Nevada, April 1973, Bulletin of the Seismological Laboratory for the period July 1 to September 30, 1971: Reno, Nev., Mackay School of Mines - Nevada Bureau of Mines, 43 p. |
| | University of Nevada, June 1973, Bulletin of the Seismological Laboratory for the period October 1 to December 31, 1971: Reno, Nev., Mackay School of Mines - Nevada Bureau of Mines, 48 p. |
| | Ryall, F. D., ed., June 1976, Bulletin of the Seismological Laboratory for the period January 1 - June 30, 1972: Reno, Nev., Mackay School of Mines - Nevada Bureau of Mines, 83 p. |
| | Ryall, F. D., ed., June 1976, Bulletin of the Seismological Laboratory for the period July 1 - December 31, 1972: Reno, Nev., Mackay School of Mines - Nevada Bureau of Mines, 57 p. |

Table 1.—List of data sources—Continued

| Code | Source |
|---|---|
| | Ryall, F. D., ed., June 1976, Bulletin of the Seismological Laboratory for the period January 1 - June 30, 1973: Reno, Nev., Mackay School of Mines - Nevada Bureau of Mines, 65 p. |
| | Ryall, F. D., ed., June 1976, Bulletin of the Seismological Laboratory for the period July 1 - December 31, 1973: Reno, Nev., Mackay School of Mines - Nevada Bureau of Mines, 49 p. |
| | Smith, G. M., ed., June 1976, Bulletin of the Seismological Laboratory for the period January 1 - June 30, 1974: Reno, Nev., Mackay School of Mines - Nevada Bureau of Mines, 39 p. |
| | Smith, G. M., ed., June 1976, Bulletin of the Seismological Laboratory for the period July 1 - December 31, 1974: Reno, Nev., Mackay School of Mines - Nevada Bureau of Mines, 43 p. |
| | Smith, G. M., and Ryall, F. D., eds., November 1980, Bulletin of the Seismological Laboratory for the period January 1, 1975 to December 31, 1979: Reno, Nev., Mackay School of Mines, 84 p. |
| SPK | Springer, D. L., Kinnaman, R. L., 1971, Seismic source summary for U.S. underground nuclear explosions, 1961–1970: Seismological Society of America Bulletin, v. 61, no. 4, p. 1073–1098. |
| | Springer, D. L., Kinnaman, R. L., 1975, Seismic source summary for U.S. underground nuclear explosions, 1971–1973: Seismological Society of America Bulletin, v. 65, no. 2, p. 343–349. |
| SHJ | Smith, B. E., Hamilton, R. M., and Jackson, W. H., 1971, Seismicity of the central Nevada test area, 26 September 1969 – 1 October 1970: U.S. Geological Survey Report USGS-474-109; available from U.S. Department of Commerce, National Technical Information Service, Springfield, Va 22161, 27 p. |
| USE | Murphy, L. M. and Cloud, W. K., 1952, United States earthquakes [annual volume]: U.S. Department of Commerce, U.S. Coast and Geodetic Survey, serial no. 773, 112 p. |
| UTH | Arabasz, W. J., Smith, R. B., and Richins, W. D., eds., 1979, Earthquake studies in Utah, 1850–1978: University of Utah Seismograph Stations, Department of Geology and Geophysics, University of Utah, 552 p. |
| ZAK | Zander, I., and Araskog, R., 1973, Nuclear explosions 1945–1972 basic data, FOA 4 Report, A4505-A1: The Research Institute of National Defense, Stockholm, Sweden. |

Table 2.—Priority list for multiply reported hypocenters

| Code[1] | Type of source and extent of operation or listing |
|---|---|
| HSF | Local network which monitored the Pahute Mesa area from 08 December 1968 to 31 December 1970. |
| SHJ | Local network which monitored the Central Nevada Test Area from 26 September 1969 to 01 October 1970. |
| PHM | Local network which monitored the northern Death Valley–Furnace Creek fault zone along the California/Nevada border from 01 March 1970 to 26 January 1971. |
| FPH | An in-depth study of the Massachusett's Mountain earthquake of 05 August 1971 and its aftershocks (local network operated by the U.S. Geological Survey). |
| ROW | Local network which monitored the Pahute Mesa area from 08 October 1975 to 30 June 1976. |
| KKG | Local network which operated from 01 January 1971 to 30 June 1973. Before 01 January 1971, seismic data reported from other seismological catalogs (for epicenters located north of 38° N., RYN's location was given higher priority than KKG's). |
| RWL | Local network which monitored Lake Mead seismicity in the Boulder Basin area from 06 July 1972 to 05 December 1973. Included in the seismicity report, was a catalog of Lake Mead historical seismicity. |
| ROG | Catalog of selected relocated joint hypocenter events for the Clover Mountains earthquake sequence in 1966. |
| RYN | Regional network operating northwest of the SGB network from 01 January 1970 to present (RYN's location was given a higher priority than BRK's or PAS's after 1974). |
| GDY | Catalog of selected relocated joint hypocenter events from 1931 to 1974. |
| BRK | Regional stations operating in California from the early 1900's to present (hypocenters were given higher priority than RYN's from 01 January 1970 to the beginning of 1975: during this period, BRK included phase data from RYN network and RYN did not determine a focal depth). |
| PAS | Regional stations operating in southern California from the early 1900's to present (hypocenters were given higher priority than RYN's from 01 January 1970 to the beginning of 1975: during this period, PAS included phase data from RYN network and RYN did not determine a focal depth). |
| UTH | Regional stations operating in Utah since 1974. |
| BRP | Historical catalog collecting data from other sources for the period ranging from 1803 to 1977. |

Table 2.—Priority list for multiply reported hypocenters—Continued

| Code[1] | Type of source and extent of operation or listing |
|---|---|
| DMG | California earthquake epicenter map and catalog from 1900–1974 of $M \geq 4.0$ (where $M$ denotes Richter magnitude) or Modified Mercalli (MM) intensity $\geq 5$. |
| RYC | Historical catalog collecting data reported from other seismological catalogs, bulletins, and newspapers covering a period from 1852 to 1963 (this catalog is an updated version of a historical catalog published by Slemmons and others, 1965). |
| PDX | Termed the "NOAA Catalog," it is a listing of other seismological catalogs from the early 1900's to present. |
| USE | Annual publication of felt earthquakes in the United States and nearby territories since 1928. |
| CVH | Publication of prominent historical U.S. earthquakes from the 1600's up through 1970 with MM intensities greater than or equal to V. |
| ERS | Catalog of historical U.S. earthquakes with magnitudes equal to or exceeding MM intensity IV up through 1970. |
| ALX | Regional network which operated across the Western United States from 01 December 1961 to 01 January 1964. |
| ISC | International catalog publishing seismological data from the early 1900's to present. |

[1]For code source reference see table 1.

Table 3.—Priority list for multiply reported magnitudes

| Code+ | Type of source and primary magnitude recorded |
|---|---|
| HSF | Local network reporting duration magnitude ($M_D$)*. |
| SHJ | Local network reporting duration magnitude ($M_D$)*. |
| PHM | Local network reporting duration magnitude ($M_D$)*. |
| FPH | Local network reporting duration magnitude ($M_D$)*. |
| ROW | Local network reporting duration magnitude ($M_D$)*. |
| KKG | Local network reporting local magnitude ($M_L$ Wood-Anderson) and (or) body-wave magnitude ($m_b$). |
| RWL | Local network in the Boulder Basin area which reported duration magnitude ($M_D$)*. |
| RYN | Regional network reporting local magnitude ($M_L$ Wood-Anderson) until 1973. After that period, duration magnitude ($M_D$)* was reported. |
| UTH | Regional network reporting local magnitude ($M_L$ Wood-Anderson). |
| BRK | Regional network reporting local magnitude ($M_L$ Wood-Anderson). |
| PAS | Regional network reporting local magnitude ($M_L$ Wood-Anderson). |
| PDX | Catalog listing various magnitudes including local magnitude ($M_L$ Wood-Anderson), body-wave magnitude ($m_b$), and (or) surface wave magnitude ($M_S$). |
| BRP | Historical catalog which listed published magnitudes and, in some instances, computed other magnitudes (see section entitled magnitudes in text). |
| DMG | Historical catalog which listed Richter magnitude ($M$). Listed in the column marked "OTH". |
| ALX | Regional network which reported a type of $m_{blg}$ magnitude. Listed in the column marked "OTH". |
| RYC | Historical catalog which listed magnitudes of unknown type. Listed in the column marked "OTH". |
| GDY | Catalog of selected relocated joint hypocenter events which listed magnitudes of unknown type. Listed in the column marked "OTH". |
| ISC | International catalog reporting local magnitude ($M_L$ Wood-Anderson), body-wave magnitude ($m_b$), and (or) surface wave magnitude ($M_S$). |
| ERS | Historical catalog of U.S. earthquakes which listed various magnitudes but did not specify the type used in the earthquake listings. Listed in the column marked "OTH". |

+For code source reference see table 1.

*$M_D$ is an equivalent $M_L$ magnitude.

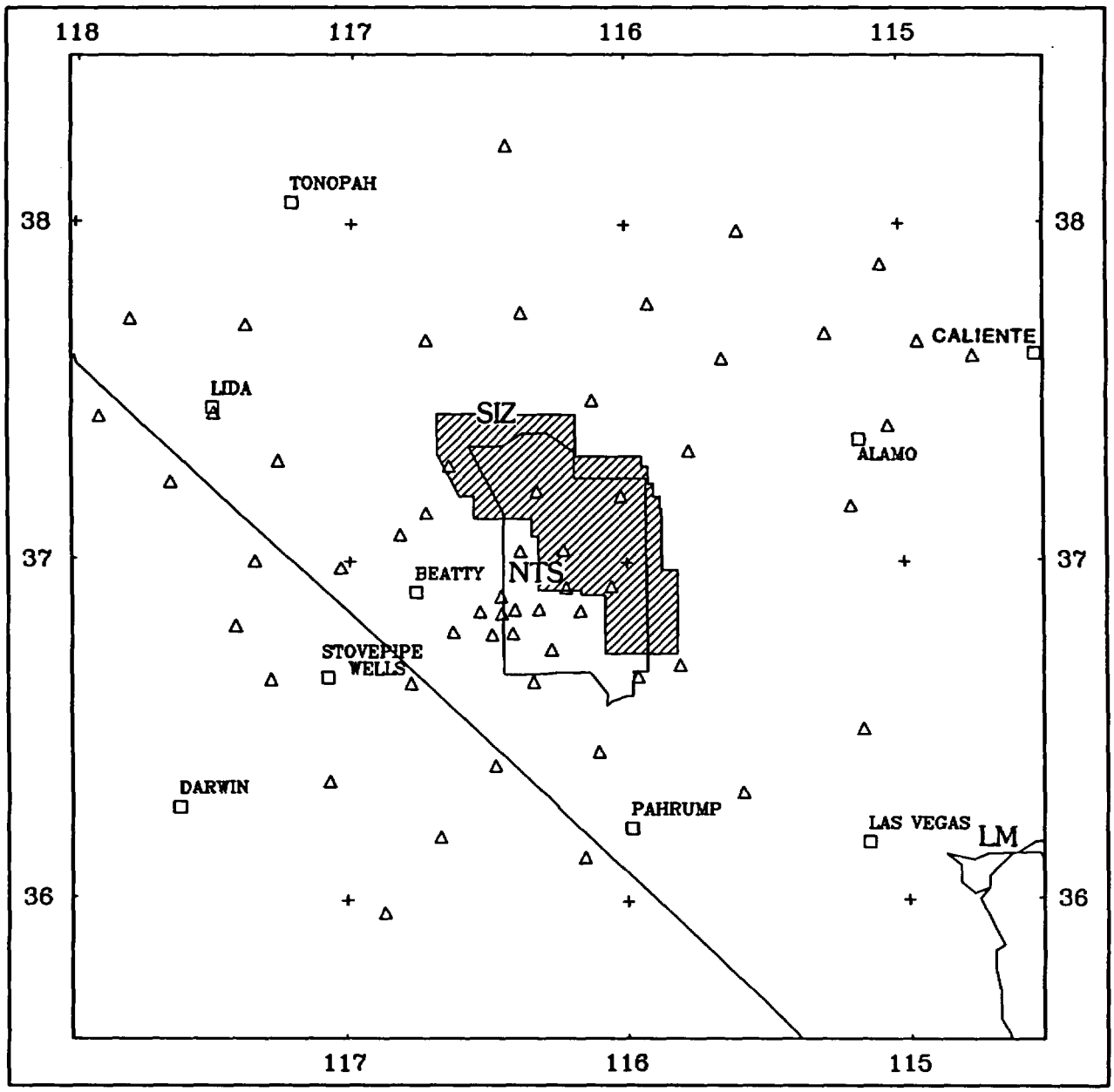


SIZ – Zone of Potential Induced Seismicity;
NTS – Nevada Test Site; LM – Lake Mead;
△ – Seismograph Station; □ – City

0 20 40 60 80 100 KILOMETERS

Figure 1.–Map of the catalog area showing the southern Great Basin seismic network.

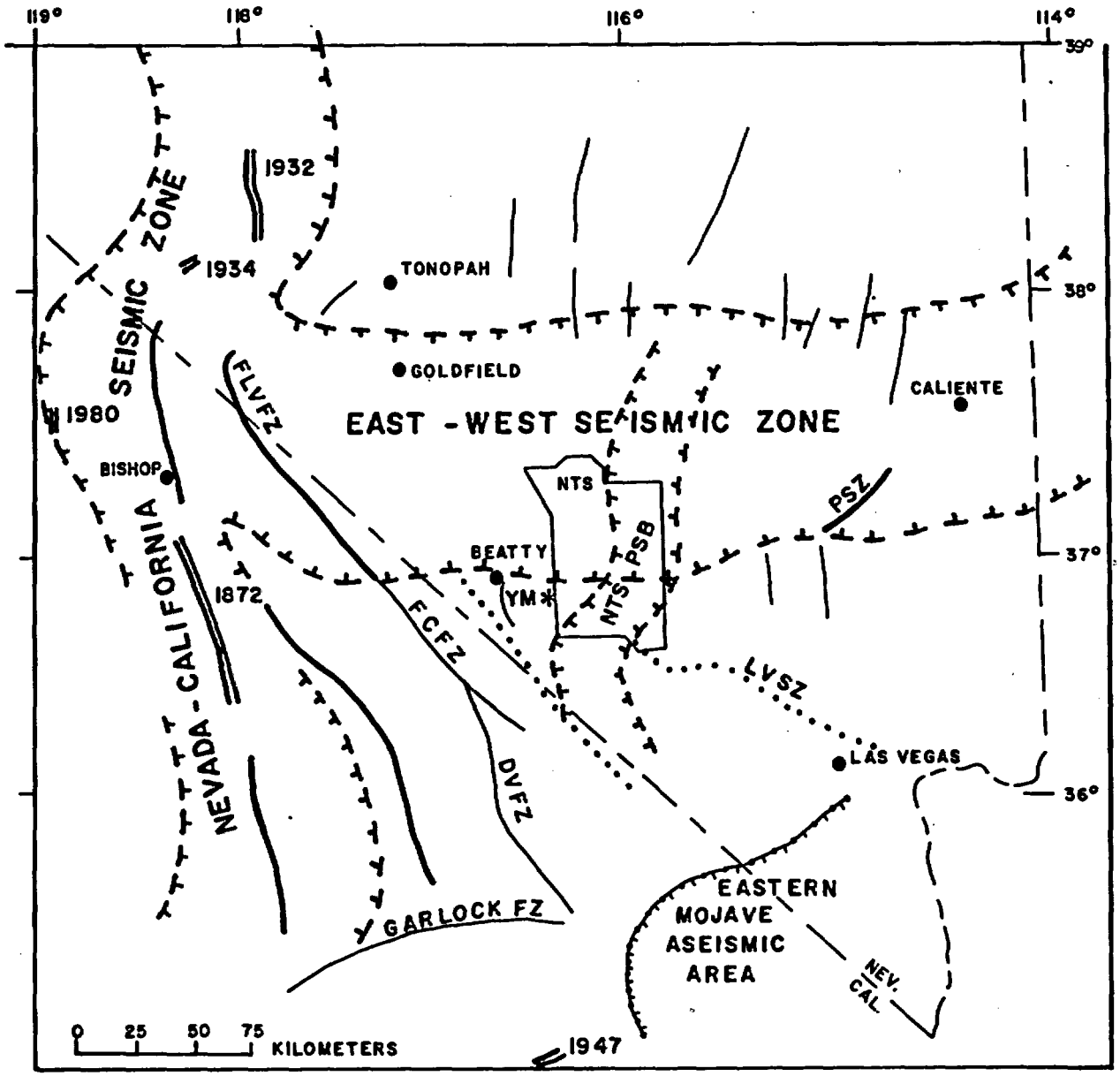


Figure 2.–Map of generalized seismic zones and tectonic features in the southern Great Basin.

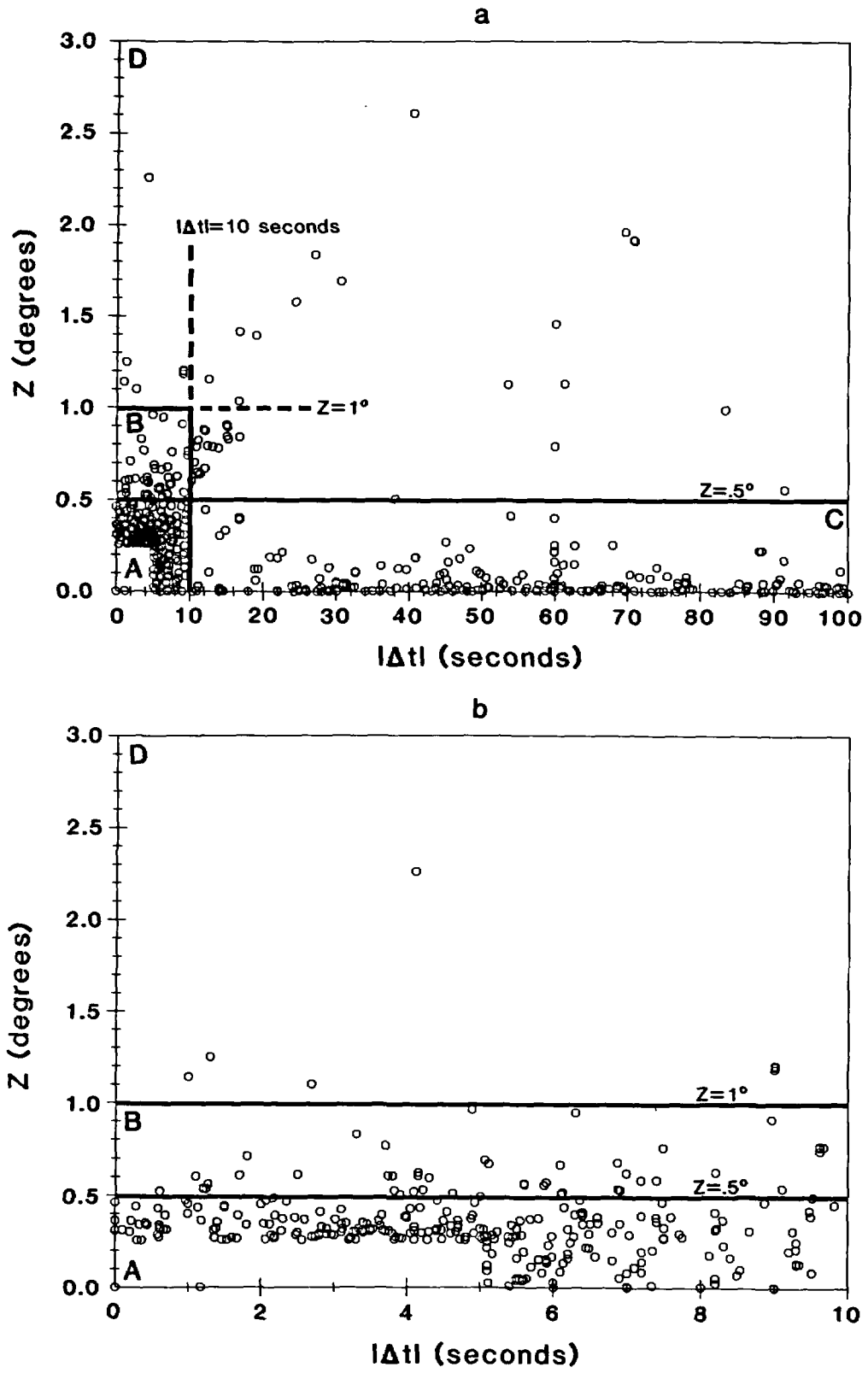


Figure 3.–a: Plot of distance $Z$ versus $|\Delta t|$ showing the regions A, B, C, and D. b: Plot showing regions A, B, and D for $|\Delta t| \leq 10.0$ seconds. Note: Region A is void of the duplicates that satisfied the initial parameters during the merging process.

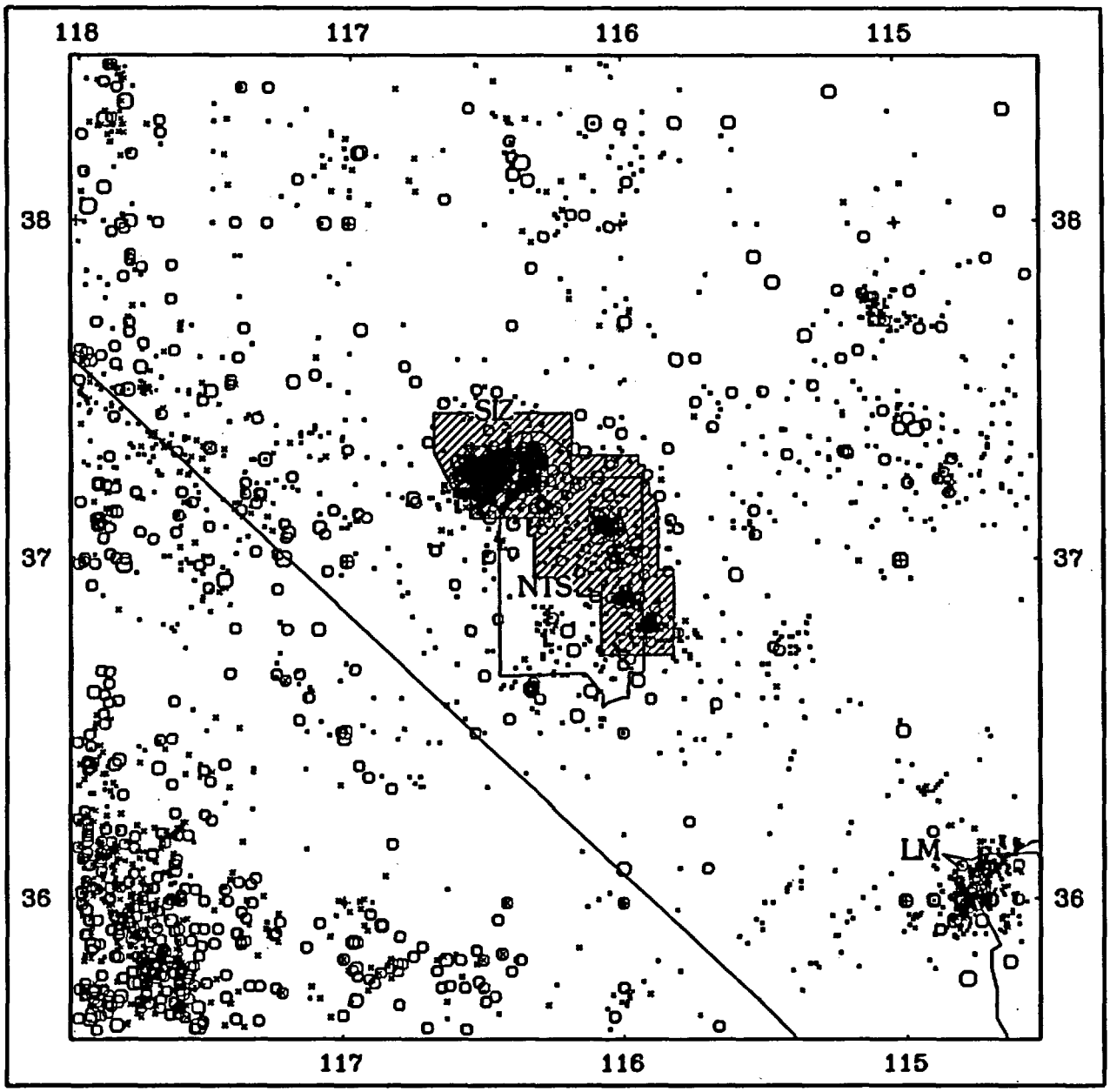


SIZ – Zone of Potential Induced Seismicity;
NTS – Nevada Test Site; LM – Lake Mead

SYMBOLS

| | |
|---|---|
| · | 0.00 <= MAGNITUDE < 2.00 |
| * | 2.00 <= MAGNITUDE < 3.00 |
| o | 3.00 <= MAGNITUDE < 4.00 |
| O | 4.00 <= MAGNITUDE < 5.00 |
| O | 5.00 <= MAGNITUDE < 8.00 |

0 20 40 60 80 100 KILOMETERS

Figure 4.–Map of the southern Great Basin catalog area showing the overall historical seismicity from 04 September 1868 to 29 July 1978 (original data).

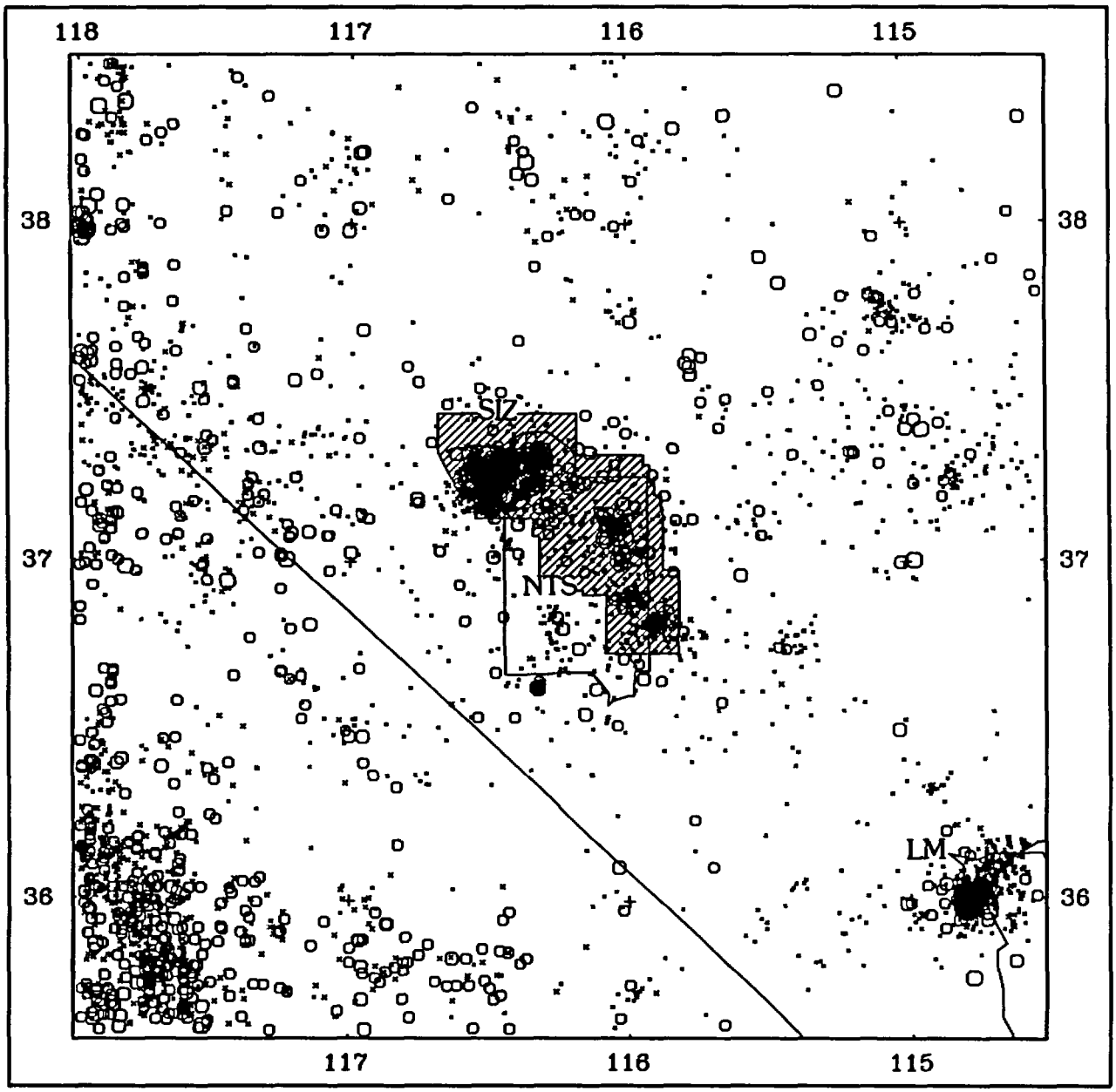


SIZ – Zone of Potential Induced Seismicity;
NTS – Nevada Test Site; LM – Lake Mead

SYMBOLS

| | | | | |
|---|---|---|---|---|
| · | 0.00 <= MAGNITUDE | < | 2.00 |
| · | 2.00 <= MAGNITUDE | < | 3.00 |
| o | 3.00 <= MAGNITUDE | < | 4.00 |
| o | 4.00 <= MAGNITUDE | < | 5.00 |
| o | 5.00 <= MAGNITUDE | < | 8.00 |

0 20 40 60 80 100 KILOMETERS

Figure 5.–Map of the southern Great Basin catalog area showing the overall historical seismicity from 04 September 1868 to 29 July 1978 (randomized data).

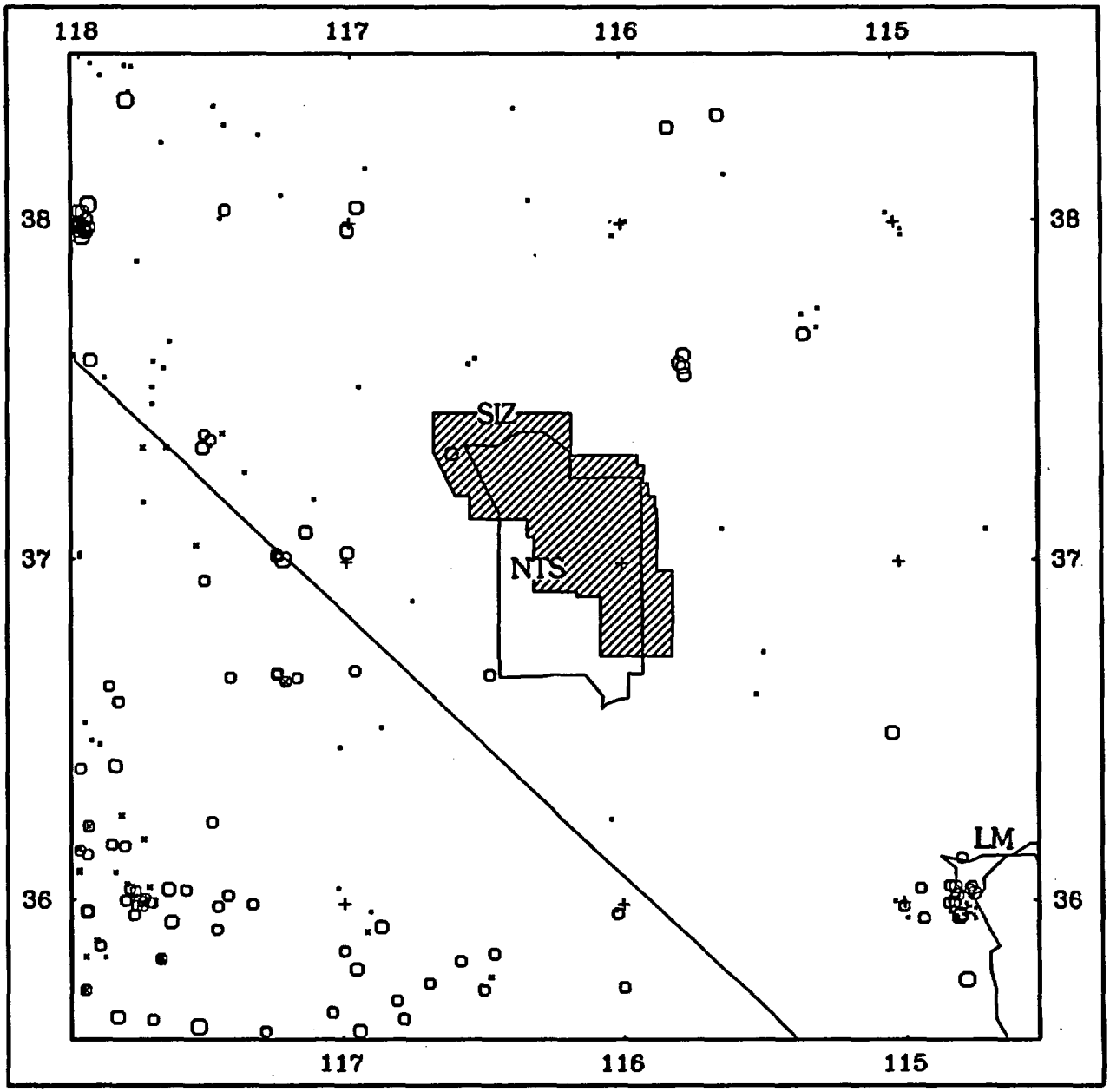


SIZ – Zone of Potential Induced Seismicity;
NTS – Nevada Test Site; LM – Lake Mead

SYMBOLS

| | | | | |
|---|---|---|---|---|
| · | 0.00 <= MAGNITUDE | < | 2.00 |
| ▪ | 2.00 <= MAGNITUDE | < | 3.00 |
| o | 3.00 <= MAGNITUDE | < | 4.00 |
| O | 4.00 <= MAGNITUDE | < | 5.00 |
| O | 5.00 <= MAGNITUDE | < | 6.00 |

0 20 40 60 80 100 KILOMETERS

Figure 6.–Map of the southern Great Basin catalog area showing the historical seismicity from 04 September 1868 through 1939 (randomized data).

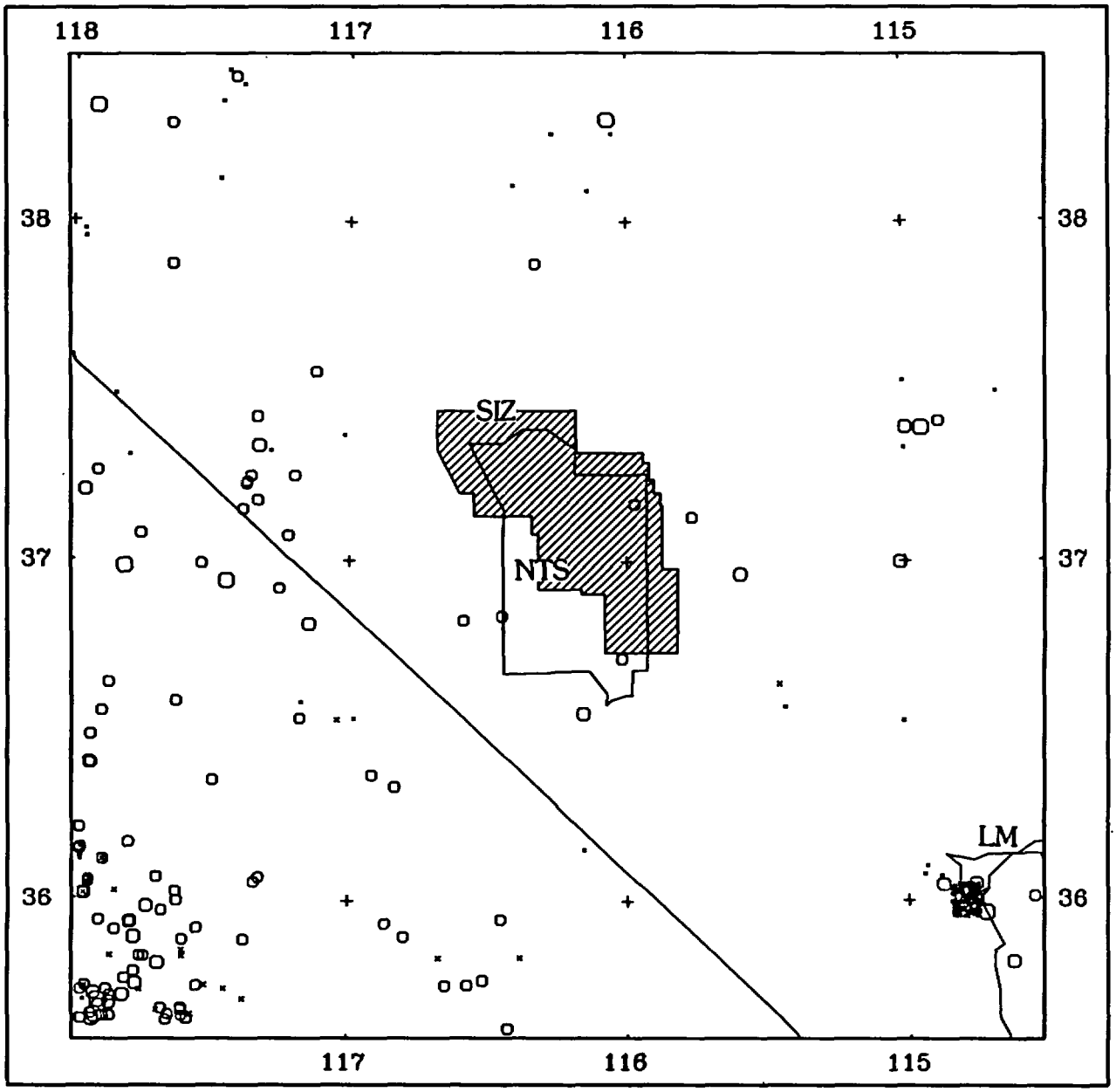


SIZ – Zone of Potential Induced Seismicity;
NTS – Nevada Test Site; LM – Lake Mead

SYMBOLS

| | | | | |
|---|---|---|---|---|
| · | 0.00 <= MAGNITUDE | < | 2.00 |
| ▪ | 2.00 <= MAGNITUDE | < | 3.00 |
| o | 3.00 <= MAGNITUDE | < | 4.00 |
| O | 4.00 <= MAGNITUDE | < | 5.00 |
| O | 5.00 <= MAGNITUDE | < | 8.00 |

0 20 40 60 80 100 KILOMETERS

Figure 7.–Map of the southern Great Basin catalog area showing the historical seismicity from 1940 through 1949 (randomized data).

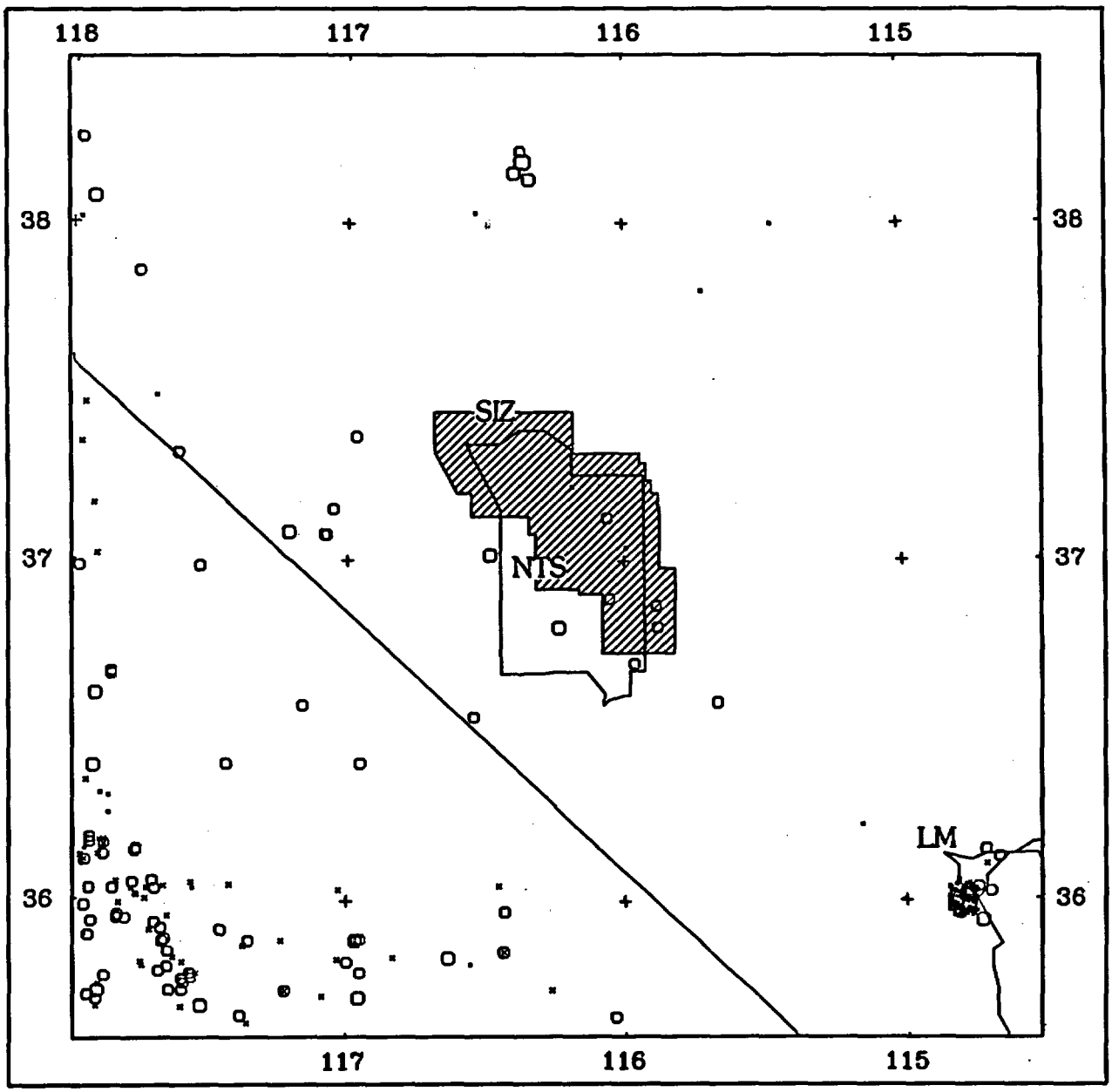


SIZ – Zone of Potential Induced Seismicity;
NTS – Nevada Test Site; LM – Lake Mead

SYMBOLS

| | | | | |
|---|---|---|---|---|
| · | 0.00 <= MAGNITUDE | < | 2.00 |
| ▪ | 2.00 <= MAGNITUDE | < | 3.00 |
| o | 3.00 <= MAGNITUDE | < | 4.00 |
| O | 4.00 <= MAGNITUDE | < | 5.00 |
| O | 5.00 <= MAGNITUDE | < | 8.00 |

0 20 40 60 80 100 KILOMETERS

Figure 8.–Map of the southern Great Basin catalog area showing the historical seismicity from 1950 through 1959 (randomized data).

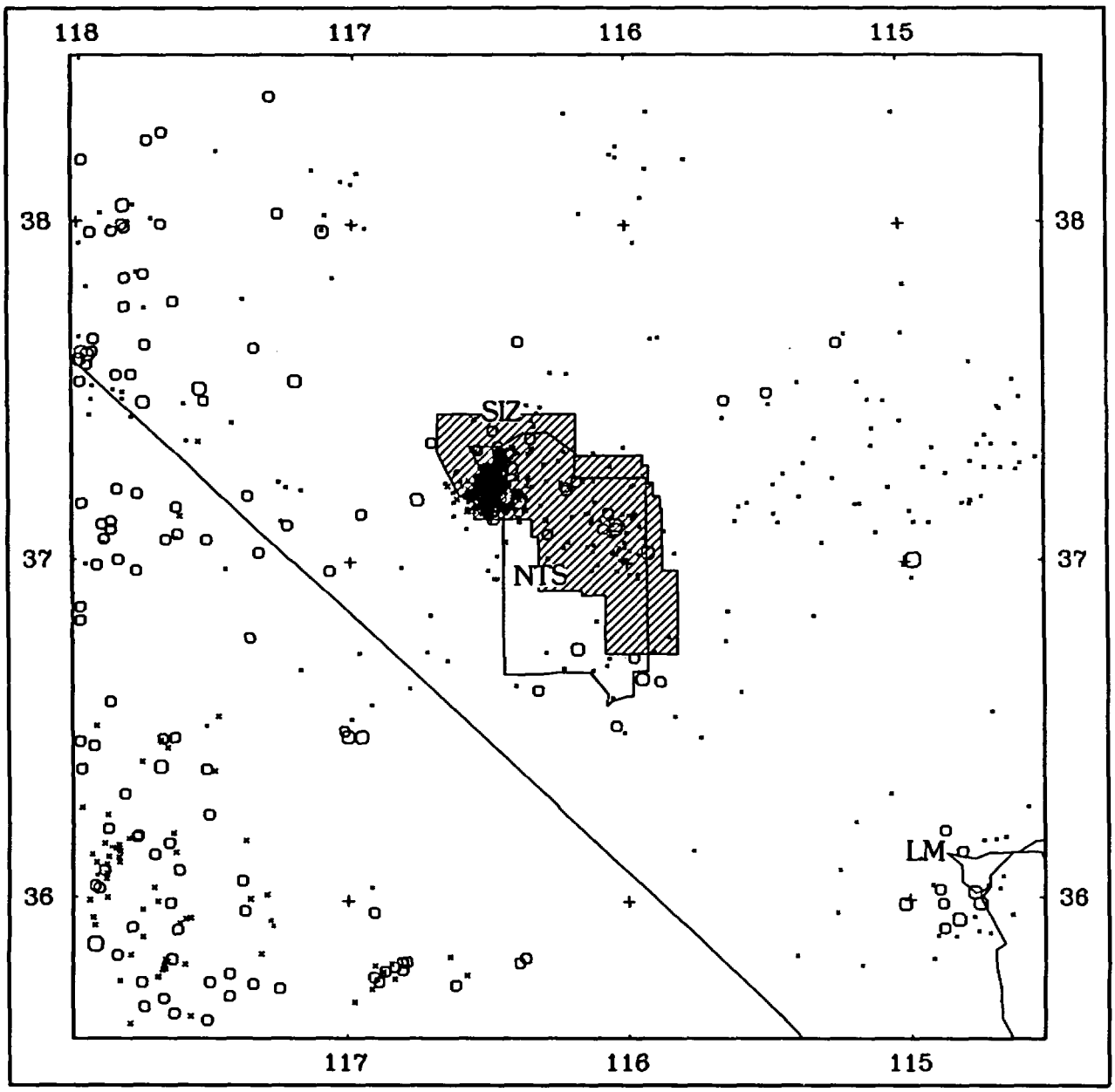


SIZ – Zone of Potential Induced Seismicity;
NTS – Nevada Test Site; LM – Lake Mead

SYMBOLS

| | | | | |
|---|---|---|---|---|
| · | 0.00 <= MAGNITUDE | < | 2.00 |
| × | 2.00 <= MAGNITUDE | < | 3.00 |
| o | 3.00 <= MAGNITUDE | < | 4.00 |
| O | 4.00 <= MAGNITUDE | < | 5.00 |
| □ | 5.00 <= MAGNITUDE | < | 6.00 |

0 20 40 60 80 100 KILOMETERS

Figure 9.–Map of the southern Great Basin catalog area showing the historical seismicity from 1960 through 1969 (randomized data).

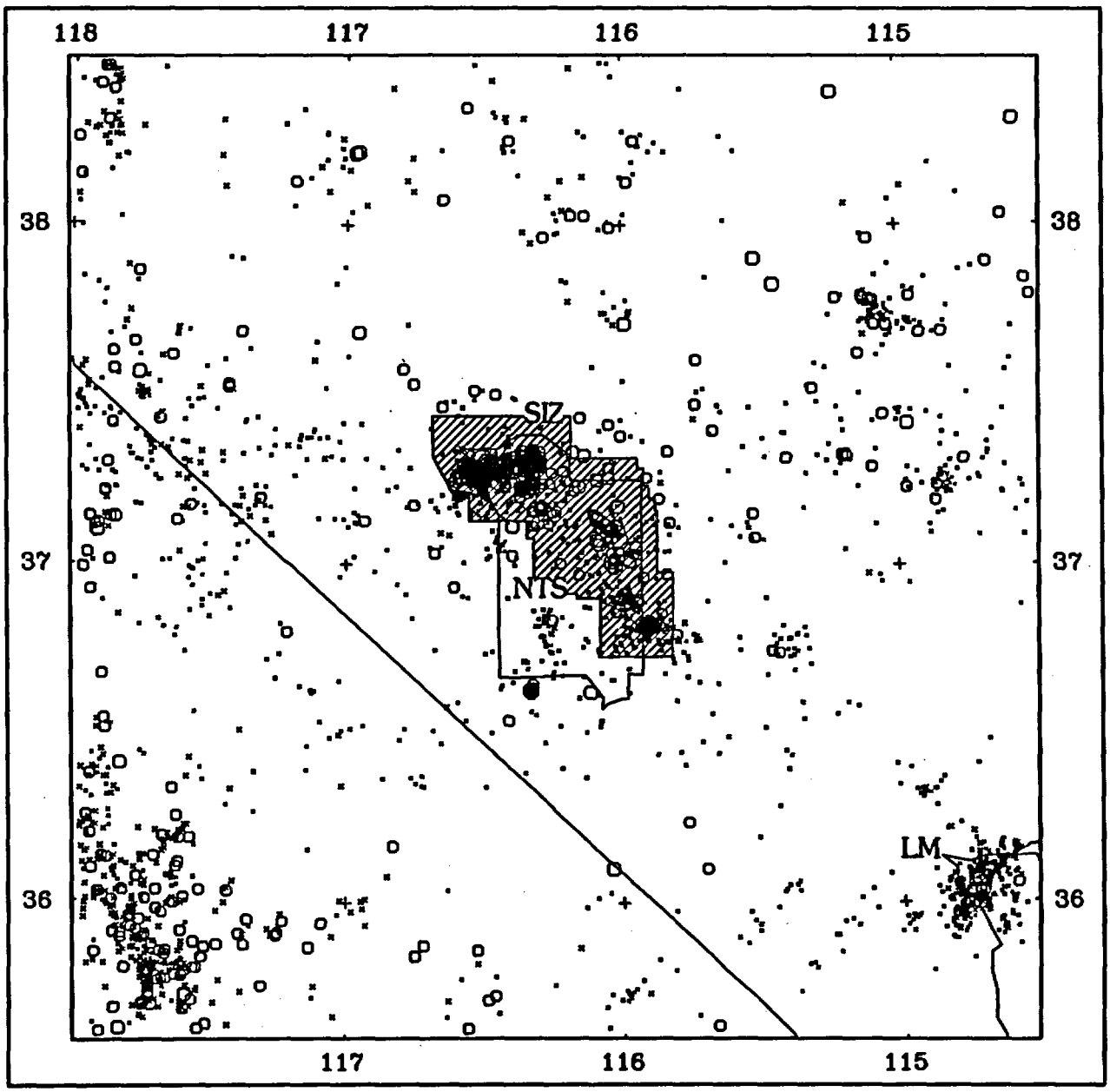


SIZ – Zone of Potential Induced Seismicity;
NTS – Nevada Test Site; LM – Lake Mead

SYMBOLS

| | | | | |
|---|---|---|---|---|
| · | 0.00 <= MAGNITUDE | < | 2.00 |
| ▪ | 2.00 <= MAGNITUDE | < | 3.00 |
| o | 3.00 <= MAGNITUDE | < | 4.00 |
| ▫ | 4.00 <= MAGNITUDE | < | 5.00 |
| □ | 5.00 <= MAGNITUDE | < | 6.00 |

0 20 40 60 80 100 KILOMETERS

Figure 10.–Map of the southern Great Basin catalog area showing the historical seismicity from 1970 to 29 July 1978 (randomized data).

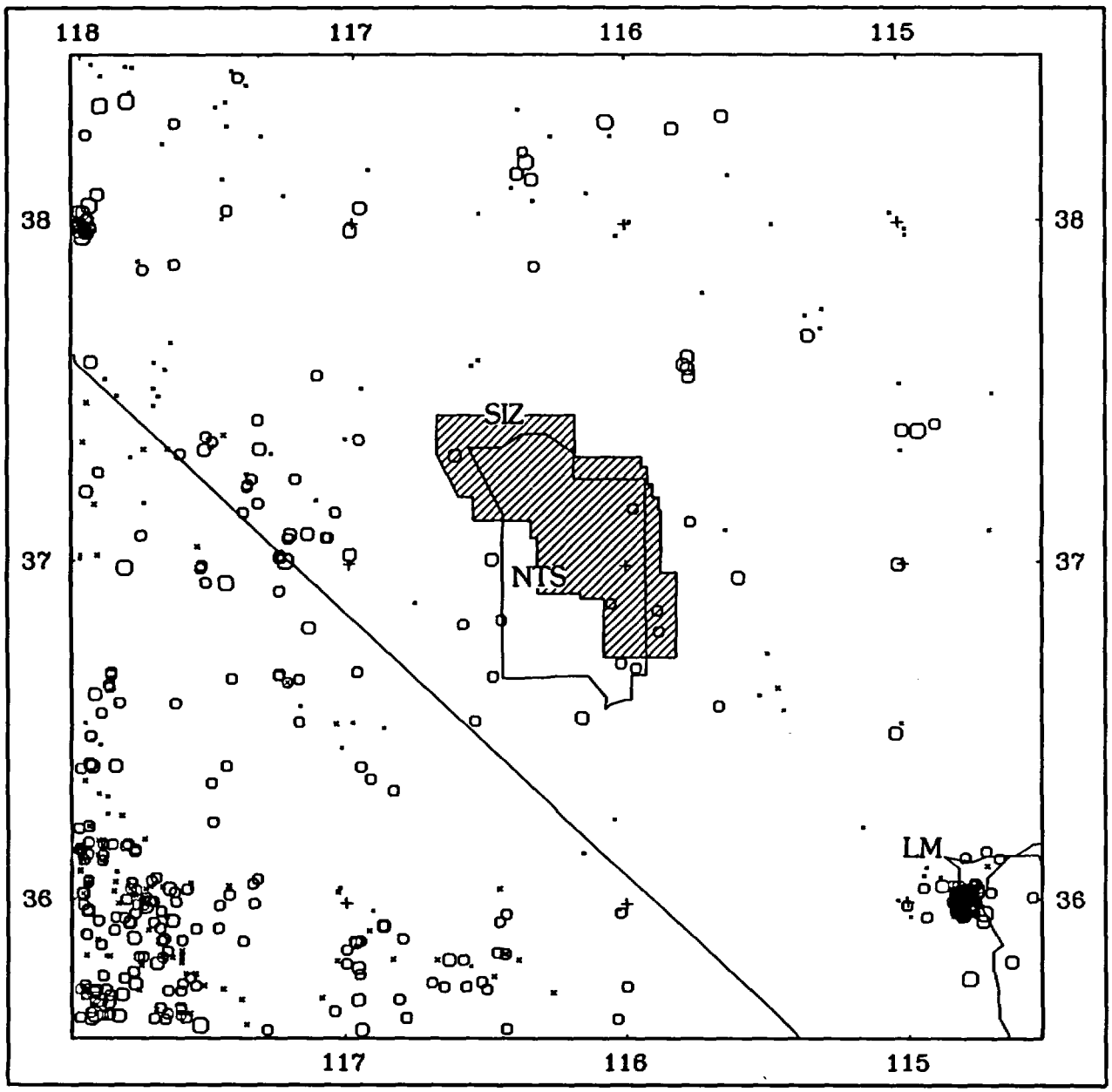


SIZ – Zone of Potential Induced Seismicity;
NTS – Nevada Test Site; LM – Lake Mead

SYMBOLS

| | |
|---|---|
| · | 0.00 <= MAGNITUDE < 2.00 |
| × | 2.00 <= MAGNITUDE < 3.00 |
| o | 3.00 <= MAGNITUDE < 4.00 |
| O | 4.00 <= MAGNITUDE < 5.00 |
| O | 5.00 <= MAGNITUDE < 6.00 |

0 20 40 60 80 100 KILOMETERS

Figure 11.–Map of the southern Great Basin catalog area showing the historical seismicity from 1868 through 1956 before the beginning of extensive underground nuclear testing (randomized data).

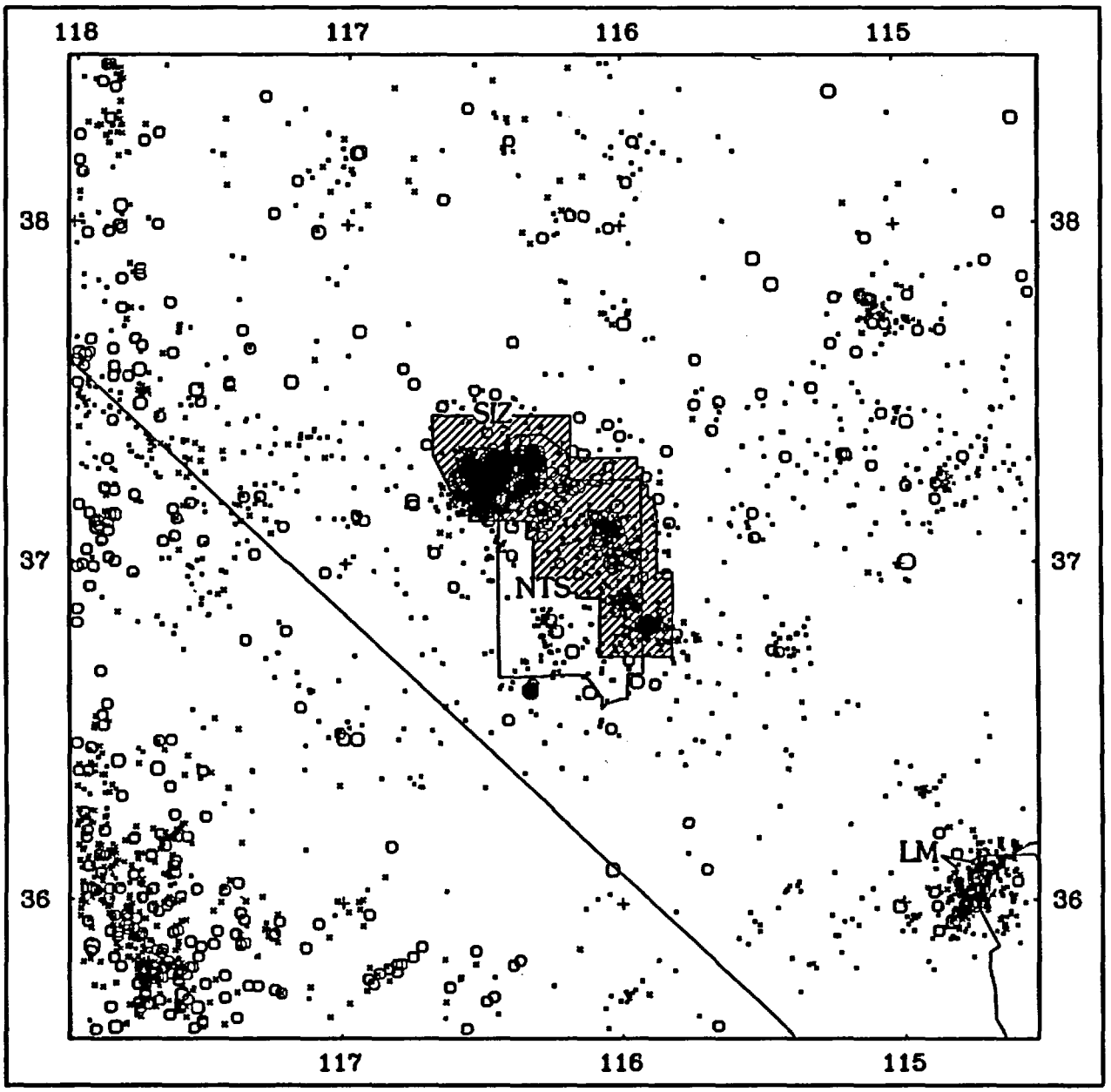


SIZ – Zone of Potential Induced Seismicity;
NTS – Nevada Test Site; LM – Lake Mead

SYMBOLS

| | |
|---|---|
| · | 0.00 <= MAGNITUDE < 2.00 |
| • | 2.00 <= MAGNITUDE < 3.00 |
| o | 3.00 <= MAGNITUDE < 4.00 |
| O | 4.00 <= MAGNITUDE < 5.00 |
| O | 5.00 <= MAGNITUDE < 8.00 |

0 20 40 60 80 100 KILOMETERS

Figure 12.–Map of the southern Great Basin catalog area showing the historical seismicity from 1957 to 29 July 1978 after the beginning of extensive underground nuclear testing (randomized data).

# APPENDIX A

Hypocenter quality rating systems

This appendix explains the different quality rating systems used by the data sources that report one. The original forms are presented here.

- Hamilton and others (1971):

| Q | Epicenter | Focal Depth |
|---|---|---|
| A | Excellent | Good |
| B | Good | Fair |
| C | Fair | Poor |
| D | Poor | Poor. |

Q is taken as the average of the station distribution (QD) with respect to the earthquake and the statistical measures (QS) of the solution. These two factors are indepently rated according to the following:

Station Distribution

| QD | NO | GAP | DMIN |
|---|---|---|---|
| A | $\geq 8$ | $\leq 120°$ | $\leq$ Depth or 5 km |
| B | $\geq 6$ | $\leq 150°$ | $\leq$ 2 x depth or 10 km |
| C | $\begin{pmatrix} \geq 6 \\ \geq 4 \end{pmatrix}$ | $\begin{pmatrix} \leq 225° \\ \leq 180° \end{pmatrix}$ | $\leq$ 50 km |
| D | Others. | | |

Statistical Measures

| QS | ERH (km) | ERZ (km) | MD (sec) | RMAX (sec) |
|---|---|---|---|---|
| A | $\leq 1.0$ | $\leq 2.0$ | $\leq 0.10$ | $\leq 0.25$ |
| B | $\leq 2.5$ | $\leq 5.0$ | $\leq 0.20$ | $\leq 0.50$ |
| C | $\leq 5.0$ | | $\leq 0.30$ | $\leq 0.75$ |
| D | Others. | | | |

NO - the number of stations used in locating the earthquake.

GAP - largest azimuthal separation in degrees between stations.

DMIN - epicentral distance in kilometers to the nearest station.

ERH - standard error of the epicenter in kilometers.

ERZ - standard error of the depth in kilometers.

MD - mean deviation of the time residuals in seconds.

RMAX - the maximum time residuals in seconds.

- Fischer and others (1972), Rogers and Lee (1976), and Rogers and others (1977):

| Q | Epicenter | Focal Depth |
|---|---|---|
| A | Excellent | Good |
| B | Good | Fair |
| C | Fair | Poor |
| D | Poor | Poor. |

These quality ratings are based on the rating system given in Lee and Lahr (1975). Q is taken as the average of the station distribution (QD) with respect to the earthquake and the statistical measures (QS) of the solution. These two factors are indepently rated according to the following:

Station Distribution

| QD | NO | GAP | DMIN |
|---|---|---|---|
| A | $\geq 6$ | $\leq 90°$ | $\leq$ Depth or 5 km |
| B | $\geq 6$ | $\leq 135°$ | $\leq$ 2 x depth or 10 km |
| C | $\geq 6$ | $\leq 180°$ | $\leq$ 50 km |
| D | Others | | |

Statistical Measures

| QS | RMS (sec) | ERH (km) | ERZ (km) |
|---|---|---|---|
| A | $\leq 0.15$ | $\leq 1.0$ | $\leq 2.0$ |
| B | $\leq 0.30$ | $\leq 2.5$ | $\leq 5.0$ |
| C | $\leq 0.50$ | $\leq 5.0$ | |
| D | Others. | | |

NO - the number of stations used in locating the earthquake.

GAP - largest azimuthal separation in degrees between stations.

DMIN - epicentral distance in kilometers to the nearest station.

ERH - standard error of the epicenter in kilometers.

ERZ - standard error of the depth in kilometers.

RMS - root mean square of time residuals in seconds.

- Askew and Algermissen (1983):

  A Instrumental epicenter estimated to be good within 0.1°.
  B Instrumental epicenter estimated to be good within 0.1° to 0.2°.
  C Instrumental epicenter estimated to be good within 0.2° to 0.5°.
  D Instrumental epicenter estimated to be good within 0.5° to 1.0°.
  E Instrumental epicenter estimated to be in error by more than 1.0°.
  F Epicenter from felt data estimated to be good to 0.5°.
  G Epicenter from felt data estimated to be good from 0.5° to 1.0°.
  H Epicenter from felt data estimated to be good from 1.0° to 2.0°.
  I Epicenter from felt data estimated to be in error by more than 2.0°.
  X Epicenter quality undetermined.

- The Seismological Laboratory of the University of Nevada-Reno uses the quality rating system of Lee and Lahr (1975). However, the station distribution (QD) and the statistical measures (QS) differ slightly.

- The Seismological Laboratories of the California Institute of Technology and the Seismographic Station of the University of California at Berkeley describe Q as follows:

  A Specially investigated (usually with portable seismographs).
  B Epicenter probably within 5 kilometers, origin time to nearest second.
  C Epicenter probably within 15 kilometers, origin time to a few seconds.
  D Epicenter not known within 15 kilometers, rough location.

Q varies depending on how the earthquake was recorded and where it was located.

## APPENDIX B

List of the southern Great Basin earthquakes
04 September 1868 to 29 July 1978

Format description of the SGB historical hypocenter summary

| Heading | Columns | Description |
|---|---|---|
| DATE | 01–04 (year)<br>06–08 (month)<br>10–11 (day) | The year, month, and day of the earthquake in Coordinated Universal Time (UTC). |
| TIME | 14–15 (hour)<br>17–18 (minutes)<br>20–24 (seconds) | The UTC origin time of the earthquake. In some cases, particularly for older earthquakes, the origin time may only be known to the nearest hour or minute. |
| FLAG | 27–29 | Annotations:<br>CLMT Event associated with Clover Mountains series.<br>LM Lake Mead induced seismic event.<br>SIZ Event located in a zone of potentially induced seismic activity due to nuclear testing.<br>CSNL Cavity collapse reported by SNL.<br>CPDX Cavity collapse reported by PDX.<br>HE High energy explosion or blast. |
| RMS | 32–36 | The root mean square of travel time residuals in seconds. A dash indicates the error estimate is unknown. |
| NO | 38–40 | The number of stations and (or) phase readings. A dash indicates the number is unknown. |
| LATITUDE | 43–48 | Latitude of the epicenter in degrees. The latitude is listed to thousands of a degree, but not neccessarily accurate to that decimal place, particularly for older earthquakes. |
| LONGITUDE | 51–58 | West longitude coordinate of the epicenter in degrees. The longitude is listed to thousands of a degree, but not neccessarily accurate to that decimal place, particularly for older earthquakes. |
| ERH | 60–63 | The standard error of the epicenter in kilometers. A dash indicates the error estimate is unknown. |
| Q | 65 | The solution quality of the epicenter. A blank indicates the quality is not available. See appendix A for the quality rating systems used. |

Format description of the SGB historical hypocenter summary—Continued

| Heading | Columns | Description |
|---|---|---|
| GAP | 67–69 | The largest azimuthal separation between stations in degrees. A dash indicates the azimuth is unknown. |
| DEPTH | 71–77 | The focal depth of the hypocenter in kilometers. The * notation indicates focal depth was fixed at the value given and a focal depth without the * notation indicates the focal depth was computed. A dash indicates the focal depth was undetermined or is unknown. |
| ERZ | 79–83 | The standard error in focal depth in kilometers. A dash indicates the error estimate is unknown. |
| REF | 85–87 | Code (table 1)identifying the primary source of the hypocenter solution including the date and the origin time. The * notation indicates the location of this event was attributed the location of the previous nuclear test. |
| I | 91–92 | The Modified Mercalli intensity. A dash indicates no data or not felt. |
| REF | 95–97 | Code indentifying the reference for the intensity listed (see table 1 for source code). |
| Magnitudes: (see table 1 for source codes) | | |
| $M_S$ | 100–102 | Surface wave magnitude. |
| REF | 104–106 | Source code for the $M_S$ magnitude. |
| $M_L$ | 109–111 | Local magnitude (Wood-Anderson). |
| REF | 113–115 | Source code for the $M_L$ magnitude. |
| $M_D$ | 118-120 | Duration magnitude ($M_L$ equivalent). |
| REF | 122–124 | Source code for the $M_D$ magnitude. |
| $m_b$ | 127–129 | Body wave magnitude. |
| REF | 131–133 | Source code for the $m_b$ magnitude. |
| OTH | 136–138 | Other magnitudes or magnitudes of an unidentified type. |
| REF | 140–142 | Source code for other magnitudes. |

SGB HISTORICAL HYPOCENTER SUMMARY 1868-1978

| DATE | ORIGIN TIME | HYPOCENTER | | | | | | | | | | | INTENSITY | | MAGNITUDE | | | | | | | | | |
|---|---|---|---|---|---|---|---|---|---|---|---|---|---|---|---|---|---|---|---|---|---|---|---|---|
| (UTC) | HR MN SEC | FLAG | RMS | NO | LATITUDE | LONGITUDE | ERH | Q | GAP | DEPTH | ERZ | REF | I | REF | MS | REF | ML | REF | MD | REF | mb | REF | OTH | REF |
| 1868 SEP 4 | 16: 0: 0.00 | | — | — | 37.000 | 118.000 | — | I | — | — | — | BRP | 8 | BRP | 6.3 | BRP | — | | — | | — | | — | |
| 1871 MAR 6 | 0: 0: 0.00 | | — | — | 36.300 | 118.000 | — | H | — | — | — | BRP | 2 | BRP | 2.3 | BRP | — | | — | | — | | — | |
| 1871 JUL 5 | 0: 0: 0.00 | | — | — | 37.000 | 118.000 | — | H | — | — | — | BRP | 6 | BRP | 5.0 | BRP | — | | — | | — | | — | |
| 1871 12 | 3:30: 0.00 | | — | — | 37.000 | 118.000 | — | H | — | — | — | BRP | — | | — | | — | | — | | — | | — | |
| 1871 12 | 5: 0: 0.00 | | — | — | 37.000 | 118.000 | — | I | — | — | — | BRP | — | | — | | — | | — | | — | | — | |
| 1871 12 | 8: 0: 0.00 | | — | — | 37.000 | 118.000 | — | I | — | — | — | BRP | — | | — | | — | | — | | — | | — | |
| 1872 MAR 17 | 9: 0: 0.00 | | — | — | 36.500 | 118.000 | — | H | — | — | — | BRP | — | | — | | — | | — | | — | | — | |
| 1872 APR 13 | 0: 0: 0.00 | | — | — | 36.000 | 118.000 | — | I | — | — | — | BRP | 5 | BRP | 4.3 | BRP | — | | — | | — | | — | |
| 1872 18 | 12: 0: 0.00 | | — | — | 36.000 | 118.000 | — | I | — | — | — | BRP | 6 | BRP | 5.0 | BRP | — | | — | | — | | — | |
| 1872 19 | 0: 0: 0.00 | | — | — | 38.500 | 116.400 | — | | — | — | — | RYC | — | | — | | — | | — | | — | | — | |
| 1872 SEP 14 | 0: 0: 0.00 | | — | — | 36.500 | 118.000 | — | H | — | — | — | BRP | — | | — | | — | | — | | — | | — | |
| 1882 AUG 13 | 8: 0: 0.00 | | — | — | 36.500 | 117.000 | — | H | — | — | — | BRP | 5 | BRP | 4.3 | BRP | — | | — | | — | | — | |
| 1885 APR 19 | 8: 0: 0.00 | | — | — | 36.500 | 117.900 | — | H | — | — | — | BRP | 4 | BRP | 3.7 | BRP | — | | — | | — | | — | |
| 1886 14 | 3:20: 0.00 | | — | — | 37.200 | 117.700 | — | H | — | — | — | BRP | 6 | BRP | 5.0 | BRP | — | | — | | — | | 4.9 | RYC |
| 1887 OCT 4 | 11:45: 0.00 | | — | — | 36.500 | 117.900 | — | H | — | — | — | BRP | — | | — | | — | | — | | — | | — | |
| 1892 AUG 31 | 5: 0: 0.00 | | — | — | 38.300 | 116.400 | — | | — | — | — | RYC | 3 | RYC | — | | — | | — | | — | | — | |
| 1894 FEB 6 | 5: 1: 0.00 | | — | — | 36.500 | 117.900 | — | H | — | — | — | BRP | — | | — | | — | | — | | — | | — | |
| 1904 OCT 27 | 0: 0: 0.00 | | — | — | 37.600 | 116.500 | — | H | — | — | — | BRP | — | | — | | — | | — | | — | | — | |
| 1905 JUN 11 | 0: 0: 0.00 | | — | — | 36.700 | 115.500 | — | H | — | — | — | BRP | — | | — | | — | | — | | — | | — | |
| 1908 NOV 4 | 8:37: 0.00 | | — | — | 36.000 | 117.000 | — | H | — | — | — | BRP | 7 | BRP | 5.7 | BRP | — | | — | | — | | 6.5 | DMG |
| 1910 NOV 7 | 17:20: 0.00 | | — | — | 37.500 | 117.000 | — | G | — | — | — | BRP | 7 | BRP | 5.7 | BRP | — | | — | | — | | 5.5 | RYC |
| 1910 19 | 2:25: 0.00 | | — | — | 38.000 | 118.000 | — | G | — | — | — | BRP | 7 | BRP | 5.7 | BRP | — | | — | | — | | 5.5 | RYC |
| 1910 19 | 17:57: 0.00 | | — | — | 38.000 | 118.000 | — | G | — | — | — | BRP | 3 | BRP | 3.0 | BRP | — | | — | | — | | — | |
| 1910 20 | 14:20: 0.00 | | — | — | 38.000 | 118.000 | — | G | — | — | — | BRP | 3 | BRP | 3.0 | BRP | — | | — | | — | | — | |
| 1910 21 | 23:20: 0.00 | | — | — | 38.000 | 118.000 | — | G | — | — | — | BRP | 3 | BRP | 3.0 | BRP | — | | — | | — | | — | |
| 1910 21 | 23:23: 0.00 | | — | — | 38.000 | 118.000 | — | G | — | — | — | BRP | 8 | BRP | 6.3 | BRP | — | | — | | — | | 6.1 | RYC |
| 1910 22 | 0:30: 0.00 | | — | — | 38.000 | 118.000 | — | G | — | — | — | BRP | 6 | BRP | 5.0 | BRP | — | | — | | — | | 4.9 | RYC |
| 1910 22 | 6: 0: 0.00 | | — | — | 38.000 | 118.000 | — | G | — | — | — | BRP | 3 | BRP | 3.0 | BRP | — | | — | | — | | — | |
| 1910 22 | 6: 5: 0.00 | | — | — | 38.000 | 118.000 | — | G | — | — | — | BRP | 7 | BRP | 5.7 | BRP | — | | — | | — | | 5.5 | RYC |
| 1910 24 | 6:50: 0.00 | | — | — | 38.000 | 118.000 | — | G | — | — | — | BRP | 3 | BRP | 3.0 | BRP | — | | — | | — | | — | |
| 1910 25 | 4:30: 0.00 | | — | — | 38.000 | 118.000 | — | G | — | — | — | BRP | 3 | BRP | 3.0 | BRP | — | | — | | — | | — | |
| 1910 25 | 7:45: 0.00 | | — | — | 38.000 | 118.000 | — | G | — | — | — | BRP | 3 | BRP | 3.0 | BRP | — | | — | | — | | — | |
| 1910 DEC 22 | 0: 0: 0.00 | | — | — | 38.000 | 118.000 | — | G | — | — | — | BRP | 4 | BRP | 3.7 | BRP | — | | — | | — | | — | |
| 1914 APR 6 | 9:55: 0.00 | | — | — | 38.000 | 117.500 | — | G | — | — | — | BRP | — | | — | | — | | — | | — | | — | |
| 1916 OCT 9 | 4:50: 0.00 | | — | — | 36.500 | 118.000 | — | D | — | — | — | BRK | — | | — | | — | | — | | — | | — | |
| 1916 NOV 9 | 11: 0: 0.00 | | — | — | 38.100 | 115.600 | — | | — | — | — | RYC | 2 | RYC | — | | — | | — | | — | | — | |
| 1916 10 | 10:15: 0.00 | | — | — | 36.900 | 116.800 | — | H | — | — | — | BRP | 4 | BRP | 4.3 | BRP | — | | — | | — | | — | |
| 1916 10 | 18: 0: 0.00 | | — | — | 36.200 | 116.000 | — | | — | — | — | RYC | 2 | RYC | — | | — | | — | | — | | — | |
| 1917 FEB 10 | 4:30: 0.00 | | — | — | 36.250 | 118.000 | — | D | — | — | — | BRK | — | | — | | — | | — | | — | | — | |
| 1917 SEP 4 | 19:13: 0.00 | | — | — | 36.670 | 118.000 | — | D | — | — | — | BRK | — | | — | | — | | — | | — | | — | |
| 1918 JUL 17 | 0: 0: 0.00 | | — | — | 36.250 | 118.000 | — | D | — | — | — | BRK | — | | — | | — | | — | | — | | — | |
| 1918 27 | 21:40: 0.00 | | — | — | 36.580 | 117.830 | — | D | — | — | — | BRK | — | | — | | — | | — | | — | | — | |
| 1921 NOV 17 | 22:12:30.00 | | — | — | 36.500 | 118.000 | — | | — | — | — | PDX | — | | — | | — | | — | | — | | — | |
| 1928 MAR 26 | 16:27: 0.00 | | — | — | 38.300 | 117.500 | — | | — | — | — | RYC | — | | — | | — | | — | | — | | 4.7 | RYC |
| 1928 DEC 9 | 3: 4: 0.00 | | — | — | 37.500 | 117.900 | — | | — | — | — | RYC | — | | — | | — | | — | | — | | 3.8 | RYC |
| 1930 MAR 14 | 5:52: 0.00 | | — | — | 36.080 | 118.000 | — | D | — | — | — | BRK | — | | — | | — | | — | | — | | — | |
| 1930 JUL 7 | 12: 9: 0.00 | | — | — | 35.700 | 117.800 | — | X | — | — | — | BRP | 2 | BRP | 3.8 | BRP | 4.5 | BRP | — | | — | | — | |
| 1931 JAN 17 | 8: 7:21.53 | | — | — | 37.586 | 117.939 | — | | — | 8.00* | — | GDY | 5 | BRP | 3.4 | BRP | 4.2 | BRP | — | | — | | 4.2 | RYC |

| DATE (UTC) | ORIGIN TIME HR MN SEC | HYPOCENTER FLAG | RMS | NO | LATITUDE | LONGITUDE | ERH | Q | GAP | DEPTH | ERZ | REF | INTENSITY I | REF | MAGNITUDE MS | REF | ML | REF | MD | REF | mb | REF | OTH | REF |
|---|---|---|---|---|---|---|---|---|---|---|---|---|---|---|---|---|---|---|---|---|---|---|---|---|
| 1931 APR 23 | 23:34: 3.15 | | — | — | 35.976 | 116.906 | — | | — | 8.00* | — | GDY | — | | — | | — | | — | | — | | — | |
| 1931 JUN 5 | 12:45: 0.00 | | — | — | 36.080 | 118.000 | — | D | — | — | — | BRK | — | | — | | — | | — | | — | | — | |
| 1932 JAN 14 | 3:16:15.90 | | — | — | 36.583 | 117.817 | — | B | — | 16.00* | — | PAS | 4 | BRK | 1.8 | BRP | 3.0 | PAS | — | | — | | 3.0 | BRK |
| 1932 FEB 3 | 21: 4: 7.30 | | — | — | 36.250 | 117.800 | — | B | — | 16.00* | — | PAS | — | | 1.2 | BRP | 2.5 | PAS | — | | — | | — | |
| 1932 23 | 20:24:49.40 | | — | — | 36.250 | 117.800 | — | C | — | 16.00* | — | PAS | 1 | BRP | 0.1 | BRP | 1.0 | PAS | — | | — | | — | |
| 1932 MAR 6 | 21: 0:17.10 | | — | — | 37.050 | 117.550 | — | C | — | 16.00* | — | PAS | — | | 0.5 | BRP | 2.0 | PAS | — | | — | | — | |
| 1932 23 | 0:20:14.10 | | — | — | 35.600 | 116.967 | — | B | — | 16.00* | — | PAS | 2 | BRP | 3.2 | BRP | 4.0 | PAS | — | | — | | — | |
| 1932 31 | 5: 0:19.60 | | — | — | 36.217 | 117.917 | — | C | — | 16.00* | — | PAS | — | | 1.8 | BRP | 3.0 | PAS | — | | — | | — | |
| 1932 APR 1 | 3: 4:10.60 | | — | — | 36.217 | 117.917 | — | C | — | 16.00* | — | PAS | — | | 1.2 | BRP | 2.5 | PAS | — | | — | | — | |
| 1932 18 | 12:35:56.00 | | — | — | 35.917 | 116.917 | — | C | — | 16.00* | — | PAS | — | | 1.2 | BRP | 2.5 | PAS | — | | — | | — | |
| 1932 24 | 1:23: 0.90 | | — | — | 36.083 | 117.817 | — | C | — | 16.00* | — | PAS | 1 | BRP | 0.1 | BRP | 1.5 | PAS | — | | — | | — | |
| 1932 MAY 22 | 1:16:58.80 | | — | — | 37.333 | 117.667 | — | C | — | 16.00* | — | PAS | — | | 1.2 | BRP | 2.5 | PAS | — | | — | | — | |
| 1932 22 | 2:44:46.00 | | — | — | 37.333 | 117.500 | — | C | — | 16.00* | — | PAS | — | | — | | 3.5 | PAS | — | | — | | — | |
| 1932 22 | 8:16:56.00 | | — | — | 37.333 | 117.500 | — | C | — | — | — | BRK | — | | — | | 4.0 | BRK | — | | — | | 4.0 | PAS |
| 1932 22 | 9: 2:56.00 | | — | — | 37.333 | 117.500 | — | C | — | 16.00* | — | PAS | — | | — | | 2.5 | PAS | — | | — | | — | |
| 1932 22 | 9: 6: 6.00 | | — | — | 37.333 | 117.500 | — | C | — | 16.00* | — | PAS | — | | — | | 2.5 | PAS | — | | — | | — | |
| 1932 22 | 9:52:27.00 | | — | — | 37.333 | 117.500 | — | C | — | 16.00* | — | PAS | — | | — | | 3.0 | PAS | — | | — | | — | |
| 1932 JUL 8 | 9:44:18.50 | | — | — | 36.217 | 117.917 | — | C | — | 16.00* | — | PAS | — | | 0.5 | BRP | 2.0 | PAS | — | | — | | — | |
| 1932 29 | 6:53: 0.00 | | — | — | 36.160 | 118.000 | — | D | — | — | — | BRK | — | | — | | — | | — | | — | | — | |
| 1932 AUG 3 | 5:47:25.00 | | — | — | 38.000 | 117.000 | — | D | — | — | — | BRK | — | | — | | 4.0 | BRK | — | | — | | — | |
| 1932 3 | 16:24:52.30 | | — | — | 37.333 | 117.750 | — | C | — | 16.00* | — | PAS | — | | 1.2 | BRP | 2.5 | PAS | — | | — | | — | |
| 1932 16 | 23:39:50.00 | | — | — | 36.217 | 117.967 | — | C | — | 16.00* | — | PAS | — | | 0.5 | BRP | 2.0 | PAS | — | | — | | — | |
| 1932 19 | 18: 4:20.00 | | — | — | 36.217 | 117.967 | — | C | — | 16.00* | — | PAS | — | | 0.5 | BRP | 2.0 | PAS | — | | — | | — | |
| 1932 OCT 22 | 5:55: 0.00 | | — | — | 35.667 | 117.000 | — | D | — | 16.00* | — | PAS | 1 | BRP | 2.5 | BRP | 3.5 | PAS | — | | — | | — | |
| 1932 NOV 24 | 13:48: 0.00 | | — | — | 35.750 | 116.000 | — | D | — | 16.00* | — | PAS | — | | 1.8 | BRP | 3.0 | PAS | — | | — | | — | |
| 1932 DEC 21 | 7:40: 0.00 | | — | — | 38.500 | 117.600 | — | | — | — | — | RYC | 3 | RYC | — | | — | | — | | — | | — | |
| 1932 26 | 5: 2:45.05 | | — | — | 38.043 | 117.957 | — | | — | 8.00* | — | GDY | 6 | BRP | 4.9 | BRP | 5.3 | BRP | — | | — | | 5.3 | RYC |
| 1933 JAN 2 | 1:34: 0.00 | | — | — | 38.000 | 118.000 | — | C | — | 16.00* | — | PAS | — | | — | | 4.5 | PAS | — | | — | | — | |
| 1933 7 | 8:11:24.00 | | — | — | 38.500 | 118.000 | — | | — | — | — | RYC | — | | — | | — | | — | | — | | 4.2 | RYC |
| 1933 20 | 1:42:56.00 | | — | — | 38.500 | 117.800 | — | | — | — | — | RYC | 4 | RYC | — | | — | | — | | — | | 4.2 | RYC |
| 1933 29 | 5:50: 0.00 | | — | — | 36.000 | 117.417 | — | D | — | 16.00* | — | PAS | — | | 1.8 | BRP | 3.0 | PAS | — | | — | | — | |
| 1933 29 | 13:52: 0.00 | | — | — | 38.500 | 118.000 | — | | — | — | — | RYC | — | | — | | — | | — | | — | | 5.0 | RYC |
| 1933 FEB 8 | 3:57:11.00 | | — | — | 38.500 | 118.000 | — | | — | — | — | RYC | — | | — | | — | | — | | — | | 4.2 | RYC |
| 1933 9 | 13:57: 0.00 | | — | — | 38.500 | 118.000 | — | | — | — | — | RYC | — | | — | | — | | — | | — | | 4.1 | RYC |
| 1933 13 | 22: 9: 0.00 | | — | — | 38.000 | 118.000 | — | E | — | — | — | BRP | 5 | BRP | 5.1 | BRP | 5.5 | BRP | — | | — | | 5.5 | RYC |
| 1933 20 | 19:28: 0.00 | | — | — | 36.000 | 117.500 | — | D | — | 16.00* | — | PAS | 1 | BRP | 2.5 | BRP | 3.5 | PAS | — | | — | | — | |
| 1933 20 | 22:56: 0.00 | | — | — | 36.250 | 117.967 | — | D | — | 16.00* | — | PAS | — | | 1.8 | BRP | 3.0 | PAS | — | | — | | — | |
| 1933 27 | 10:53: 0.00 | | — | — | 38.000 | 118.000 | — | E | — | — | — | BRP | 5 | BRP | 3.4 | BRP | 4.2 | BRP | — | | — | | 4.2 | RYC |
| 1933 MAR 12 | 22: 0: 0.00 | | — | — | 38.500 | 116.750 | — | D | — | — | — | BRK | 4 | BRK | — | | — | | — | | — | | — | |
| 1933 13 | 13:17:48.04 | | — | — | 37.262 | 117.373 | — | | — | 8.00* | — | GDY | — | | — | | — | | — | | — | | — | |
| 1933 13 | 13:17:57.00 | | — | — | 36.500 | 118.000 | — | | — | — | — | PDX | — | | — | | — | | — | | — | | — | |
| 1933 APR 7 | 0:19: 0.00 | | — | — | 38.000 | 118.000 | — | F | — | — | — | BRP | 5 | BRP | 3.8 | BRP | 4.5 | BRP | — | | — | | 4.5 | RYC |
| 1933 MAY 9 | 9:46:32.23 | | — | — | 38.456 | 117.833 | — | | — | 8.00* | — | GDY | 3 | RYC | — | | — | | — | | — | | 5.1 | RYC |
| 1933 9 | 21: 0: 0.00 | | — | — | 38.080 | 117.250 | — | D | — | — | — | BRK | 3 | RYC | — | | — | | — | | — | | — | |
| 1933 13 | 11:34: 0.00 | | — | — | 38.400 | 117.900 | — | | — | — | — | RYC | — | | — | | — | | — | | — | | 4.1 | RYC |
| 1933 JUN 4 | 14: 9: 0.00 | | — | — | 38.500 | 117.900 | — | | — | — | — | RYC | 5 | RYC | — | | — | | — | | — | | 5.2 | RYC |
| 1933 JUL 10 | 10:30: 0.00 | | — | — | 38.500 | 117.800 | — | | — | — | — | RYC | 4 | RYC | — | | — | | — | | — | | — | |
| 1933 18 | 18:12: 0.00 | | — | — | 38.000 | 118.000 | — | | — | — | — | RYC | — | | — | | — | | — | | — | | 4.0 | RYC |

SGB HISTORICAL HYPOCENTER SUMMARY 1868–1978

| DATE (UTC) | ORIGIN TIME HR MN SEC | HYPOCENTER FLAG | RMS | NO | LATITUDE | LONGITUDE | ERH | Q | GAP | DEPTH | ERZ | REF | INTENSITY I | REF | MAGNITUDE MS | REF | ML | REF | MD | REF | mb | REF | OTH | REF |
|---|---|---|---|---|---|---|---|---|---|---|---|---|---|---|---|---|---|---|---|---|---|---|---|---|
| 1933 JUL 21 | 2:55: 0.00 | | — | — | 38.400 | 117.800 | — | | — | — | — | RYC | 4 | RYC | — | | — | | — | | — | | 4.7 | RYC |
| 1933 22 | 22:11: 2.00 | | — | — | 35.833 | 116.583 | — | C | — | 16.00* | — | PAS | 1 | BRP | 2.5 | BRP | 3.5 | PAS | — | | — | | — | |
| 1933 30 | 15:48: 3.00 | | — | — | 36.167 | 118.000 | — | C | — | 16.00* | — | PAS | — | | 1.8 | BRP | 3.0 | PAS | — | | — | | — | |
| 1933 OCT 1 | 0:49:54.00 | | — | — | 35.917 | 117.500 | — | C | — | 16.00* | — | PAS | 1 | BRP | 2.5 | BRP | 3.5 | PAS | — | | — | | — | |
| 1933 4 | 21:59:55.00 | | — | — | 38.000 | 117.417 | — | C | — | 16.00* | — | PAS | — | | — | | 3.7 | PAS | — | | — | | — | |
| 1933 NOV 28 | 20:11: 0.00 | | — | — | 35.750 | 116.500 | — | C | — | 16.00* | — | PAS | — | | 1.8 | BRP | 3.0 | PAS | — | | — | | — | |
| 1934 JAN 2 | 7: 4: 0.00 | | — | — | 36.083 | 117.950 | — | C | — | 16.00* | — | PAS | — | | 0.5 | BRP | 2.0 | PAS | — | | — | | 2.0 | BRK |
| 1934 9 | 15:44: 0.00 | | — | — | 35.833 | 117.650 | — | B | — | 16.00* | — | PAS | 1 | BRP | 2.5 | BRP | 3.5 | PAS | — | | — | | 3.5 | BRK |
| 1934 MAR 1 | 13: 7: 0.00 | | — | — | 36.133 | 117.967 | — | B | — | 16.00* | — | PAS | — | | 1.2 | BRP | 2.5 | PAS | — | | — | | 2.5 | BRK |
| 1934 13 | 16:11: 0.00 | | — | — | 38.000 | 118.000 | — | D | — | — | — | BRK | 3 | BRK | — | | 4.5 | BRK | — | | — | | — | |
| 1934 13 | 16:20: 0.00 | | — | — | 38.000 | 118.000 | — | D | — | — | — | BRK | — | | — | | 5.0 | BRK | — | | — | | — | |
| 1934 19 | 10:41: 0.00 | | — | — | 38.000 | 118.000 | — | D | — | — | — | BRK | 4 | BRK | — | | 4.5 | BRK | — | | — | | — | |
| 1934 23 | 22:49: 0.00 | | — | — | 38.000 | 118.000 | — | D | — | — | — | BRK | — | | — | | 4.5 | BRK | — | | — | | — | |
| 1934 28 | 9:37: 0.00 | | — | — | 37.300 | 116.600 | — | E | — | — | — | BRP | 5 | BRP | 3.8 | BRP | 4.5 | BRP | — | | — | | 4.5 | RYC |
| 1934 30 | 16:26: 0.00 | | — | — | 37.667 | 115.333 | — | C | — | 16.00* | — | PAS | 6 | BRP | 4.4 | BRP | 4.5 | PAS | — | | — | | 4.9 | RYC |
| 1934 30 | 18:51: 0.00 | | — | — | 37.700 | 115.300 | — | | — | — | — | RYC | — | | — | | — | | — | | — | | 4.0 | RYC |
| 1934 31 | 0:12: 0.00 | | — | — | 38.100 | 116.300 | — | | — | — | — | RYC | — | | — | | — | | — | | — | | 4.5 | RYC |
| 1934 31 | 8:24: 0.00 | | — | — | 37.700 | 115.300 | — | | — | — | — | RYC | — | | — | | — | | — | | — | | 4.0 | RYC |
| 1934 31 | 22:13: 0.00 | | — | — | 37.700 | 115.300 | — | | — | — | — | ERS | 4 | ERS | — | | — | | — | | — | | 4.0 | ERS |
| 1934 APR 2 | 8: 5: 0.00 | | — | — | 38.000 | 118.000 | — | D | — | — | — | BRK | — | | — | | 4.5 | BRK | — | | — | | — | |
| 1934 15 | 12: 9: 0.00 | | — | — | 38.000 | 115.000 | — | E | — | — | — | BRP | 6 | BRP | 5.0 | BRP | — | | — | | — | | 5.0 | RYC |
| 1934 17 | 3:50: 0.00 | | — | — | 38.000 | 115.000 | — | | — | — | — | RYC | — | | — | | — | | — | | — | | 4.0 | RYC |
| 1934 17 | 14:46: 0.00 | | — | — | 38.000 | 115.000 | — | | — | — | — | RYC | — | | — | | — | | — | | — | | 4.0 | RYC |
| 1934 18 | 2:48: 0.00 | | — | — | 38.000 | 118.000 | — | D | — | — | — | BRK | — | | — | | 4.0 | BRK | — | | — | | — | |
| 1934 22 | 11:24: 0.00 | | — | — | 38.000 | 118.000 | — | F | — | — | — | BRP | 5 | BRP | 4.0 | BRP | 4.6 | BRP | — | | — | | 4.6 | RYC |
| 1934 JUN 1 | 5:55: 0.00 | | — | — | 38.000 | 118.000 | — | D | — | — | — | BRK | — | | — | | 4.0 | BRK | — | | — | | — | |
| 1934 12 | 20:57: 0.00 | | — | — | 38.000 | 118.000 | — | D | — | — | — | BRK | — | | — | | 4.0 | BRK | — | | — | | 4.0 | RYC |
| 1934 18 | 5: 7: 0.00 | | — | — | 38.000 | 116.000 | — | | — | — | — | RYC | 3 | RYC | — | | — | | — | | — | | — | |
| 1934 JUL 1 | 6: 3: 0.00 | | — | — | 35.817 | 117.650 | — | C | — | 16.00* | — | PAS | — | | 1.2 | BRP | 2.5 | PAS | — | | — | | 2.5 | BRK |
| 1934 3 | 19:46: 0.00 | | — | — | 36.200 | 117.717 | — | B | — | 16.00* | — | PAS | — | | 1.2 | BRP | 2.5 | PAS | — | | — | | 2.5 | BRK |
| 1934 AUG 18 | 16:51: 0.00 | | — | — | 36.400 | 118.000 | — | C | — | 16.00* | — | PAS | — | | 1.8 | BRP | 3.0 | PAS | — | | — | | 3.0 | BRK |
| 1934 19 | 1: 9: 0.00 | | — | — | 36.400 | 118.000 | — | B | — | 16.00* | — | PAS | 1 | BRP | 2.5 | BRP | 3.5 | PAS | — | | — | | 3.5 | BRK |
| 1934 19 | 2:54: 0.00 | | — | — | 36.400 | 118.000 | — | B | — | 16.00* | — | PAS | 1 | BRP | 2.5 | BRP | 3.5 | PAS | — | | — | | 3.5 | BRK |
| 1934 19 | 3:30: 0.00 | | — | — | 36.400 | 118.000 | — | B | — | 16.00* | — | PAS | 1 | BRP | 2.5 | BRP | 3.5 | PAS | — | | — | | 3.5 | BRK |
| 1934 20 | 11:53: 0.00 | | — | — | 36.400 | 118.000 | — | C | — | 16.00* | — | PAS | — | | 1.8 | BRP | 3.0 | PAS | — | | — | | 3.0 | BRK |
| 1934 23 | 10:52: 0.00 | | — | — | 36.400 | 118.000 | — | C | — | 16.00* | — | PAS | — | | 1.8 | BRP | 3.0 | PAS | — | | — | | 3.0 | BRK |
| 1934 23 | 17:43: 0.00 | | — | — | 36.400 | 118.000 | — | B | — | 16.00* | — | PAS | — | | 1.8 | BRP | 3.0 | PAS | — | | — | | 3.0 | BRK |
| 1934 SEP 13 | 18:40: 0.00 | | — | — | 38.000 | 118.000 | — | D | — | — | — | BRK | — | | — | | 4.0 | BRK | — | | — | | — | |
| 1934 30 | 8:37: 0.00 | | — | — | 35.833 | 117.650 | — | C | — | 16.00* | — | PAS | — | | 0.5 | BRP | 2.0 | PAS | — | | — | | 2.0 | BRK |
| 1934 OCT 16 | 23:13: 0.00 | | — | — | 37.100 | 117.100 | — | E | — | — | — | BRP | 5 | BRP | 3.6 | BRP | 4.3 | BRP | — | | — | | 4.3 | RYC |
| 1934 NOV 30 | 19:31: 0.00 | | — | — | 38.000 | 118.000 | — | D | — | — | — | BRK | — | | — | | 4.0 | BRK | — | | — | | 4.0 | PAS |
| 1934 DEC 4 | 6:17: 0.00 | | — | — | 38.000 | 118.000 | — | D | — | — | — | BRK | — | | — | | 4.0 | BRK | — | | — | | — | |
| 1934 12 | 10:42: 0.00 | | — | — | 35.833 | 117.650 | — | B | — | 16.00* | — | PAS | — | | 1.2 | BRP | 2.5 | PAS | — | | — | | 2.5 | BRK |
| 1934 31 | 5:51: 0.00 | | — | — | 38.000 | 118.000 | — | D | — | — | — | BRK | 4 | BRK | — | | 4.0 | BRK | — | | — | | — | |
| 1935 JAN 2 | 12:29: 0.00 | | — | — | 36.150 | 117.950 | — | B | — | 16.00* | — | PAS | — | | 1.2 | BRP | 2.5 | PAS | — | | — | | 2.5 | BRK |
| 1935 14 | 22:45: 0.00 | | — | — | 36.667 | 116.500 | — | C | — | 16.00* | — | PAS | — | | — | | 3.0 | PAS | — | | — | | 3.0 | BRK |
| 1935 21 | 0: 9:38.00 | | — | — | 38.000 | 118.000 | — | D | — | — | — | BRK | — | | — | | 4.0 | BRK | — | | — | | 4.6 | RYC |
| 1935 FEB 6 | 6:36: 0.00 | | — | — | 35.733 | 117.917 | — | B | — | 16.00* | — | PAS | — | | 1.8 | BRP | 3.0 | PAS | — | | — | | — | |

| DATE (UTC) | ORIGIN TIME HR MN SEC | HYPOCENTER FLAG | RMS | NO | LATITUDE | LONGITUDE | ERH | Q | GAP | DEPTH | ERZ | REF | INTENSITY I | REF | MAGNITUDE MS | REF | ML | REF | MD | REF | mb | REF | OTH | REF |
|---|---|---|---|---|---|---|---|---|---|---|---|---|---|---|---|---|---|---|---|---|---|---|---|---|
| 1935 FEB 6 | 6:41: 0.00 | | — | — | 35.733 | 117.917 | — | C | — | 16.00* | — | PAS | — | | 1.2 | BRP | 2.5 | PAS | — | | — | | — | |
| 1935 6 | 6:44: 0.00 | | — | — | 35.733 | 117.917 | — | C | — | 16.00* | — | PAS | — | | 0.5 | BRP | 2.0 | PAS | — | | — | | — | |
| 1935 6 | 7: 5: 0.00 | | — | — | 35.733 | 117.917 | — | C | — | 16.00* | — | PAS | — | | 1.2 | BRP | 2.5 | PAS | — | | — | | — | |
| 1935 6 | 20:57: 0.00 | | — | — | 35.733 | 117.917 | — | C | — | 16.00* | — | PAS | — | | 1.2 | BRP | 2.5 | PAS | — | | — | | — | |
| 1935 8 | 4:22: 0.00 | | — | — | 35.833 | 118.000 | — | B | — | 16.00* | — | PAS | 5 | BRK | 3.2 | BRP | 4.0 | PAS | — | | — | | 4.0 | BRK |
| 1935 23 | 16:29: 0.00 | | — | — | 35.617 | 117.283 | — | D | — | 16.00* | — | PAS | — | | 1.8 | BRP | 3.0 | PAS | — | | — | | — | |
| 1935 27 | 7:15: 0.00 | | — | — | 36.667 | 117.167 | — | B | — | 16.00* | — | PAS | — | | 1.8 | BRP | 3.0 | PAS | — | | — | | 3.0 | BRK |
| 1935 MAR 3 | 5:49: 0.00 | | — | — | 38.000 | 118.000 | — | D | — | — | — | BRK | — | | — | | 3.0 | BRK | — | | — | | 4.0 | PAS |
| 1935 6 | 0:55: 0.00 | | — | — | 36.150 | 117.950 | — | B | — | 16.00* | — | PAS | — | | 1.2 | BRP | 2.5 | PAS | — | | — | | 2.5 | BRK |
| 1935 APR 17 | 4:39: 0.00 | | — | — | 36.650 | 117.217 | — | C | — | 16.00* | — | PAS | — | | 1.2 | BRP | 2.5 | PAS | — | | — | | 2.5 | BRK |
| 1935 17 | 4:41: 0.00 | | — | — | 36.650 | 117.217 | — | B | — | 16.00* | — | PAS | — | | 1.8 | BRP | 3.0 | PAS | — | | — | | 3.0 | BRK |
| 1935 17 | 5: 4: 0.00 | | — | — | 36.650 | 117.217 | — | B | — | 16.00* | — | PAS | 1 | BRP | 2.5 | BRP | 3.5 | PAS | — | | — | | 3.5 | BRK |
| 1935 24 | 17:26: 0.00 | | — | — | 36.667 | 117.250 | — | C | — | 16.00* | — | PAS | 1 | BRP | 2.5 | BRP | 3.5 | PAS | — | | — | | 3.5 | BRK |
| 1935 24 | 19:23: 0.00 | | — | — | 36.667 | 117.250 | — | C | — | 16.00* | — | PAS | — | | 1.8 | BRP | 3.0 | PAS | — | | — | | 3.0 | BRK |
| 1935 MAY 8 | 14:29: 0.00 | | — | — | 36.683 | 116.967 | — | C | — | 16.00* | — | PAS | 1 | BRP | 2.5 | BRP | 3.5 | PAS | — | | — | | 3.5 | BRK |
| 1935 17 | 2:55: 0.00 | | — | — | 35.617 | 117.283 | — | C | — | 16.00* | — | PAS | — | | 1.8 | BRP | 3.0 | PAS | — | | — | | — | |
| 1935 JUN 6 | 19:33: 0.00 | | — | — | 38.000 | 118.000 | — | D | — | — | — | BRK | — | | — | | 4.0 | BRK | — | | — | | — | |
| 1936 JAN 11 | 6:49: 0.00 | | — | — | 38.000 | 118.000 | — | D | — | — | — | BRK | — | | — | | 4.0 | BRK | — | | — | | — | |
| 1936 14 | 5:30: 0.00 | | — | — | 38.000 | 117.000 | — | D | — | — | — | BRK | — | | — | | 4.0 | BRK | — | | — | | — | |
| 1936 20 | 18:32: 0.00 | | — | — | 38.000 | 118.000 | — | E | — | — | — | BRP | 5 | BRP | 4.5 | BRP | 4.5 | BRK | — | | — | | 4.5 | PAS |
| 1936 MAR 26 | 22:43: 0.00 | | — | — | 38.000 | 118.000 | — | D | — | — | — | BRK | — | | — | | 4.0 | BRK | — | | — | | — | |
| 1936 APR 7 | 2:39: 0.00 | | — | — | 37.600 | 116.600 | — | | — | — | — | RYC | — | | — | | — | | — | | — | | 3.5 | RYC |
| 1936 10 | 5:59: 0.00 | | — | — | 37.100 | 115.600 | — | E | — | — | — | BRP | 5 | BRP | 4.0 | BRP | — | | — | | — | | 4.0 | RYC |
| 1936 12 | 12:24: 0.00 | | — | — | 35.833 | 118.000 | — | C | — | 16.00* | — | PAS | — | | 1.2 | BRP | 2.5 | PAS | — | | — | | 2.5 | BRK |
| 1936 19 | 20:19: 0.00 | | — | — | 38.000 | 118.000 | — | D | — | — | — | BRK | 4 | RYC | — | | 4.0 | BRK | — | | — | | 4.0 | PAS |
| 1936 21 | 4:34: 0.00 | | — | — | 36.150 | 117.950 | — | B | — | 16.00* | — | PAS | 1 | BRP | 2.5 | BRP | 3.5 | PAS | — | | — | | 3.5 | BRK |
| 1936 24 | 19: 0: 9.34 | | — | — | 36.161 | 117.786 | — | C | — | 10.00* | — | PAS | 2 | BRP | 1.8 | BRP | 3.0 | PAS | — | | — | | 4.0 | BRK |
| 1936 25 | 18: 4: 0.00 | | — | — | 36.150 | 117.950 | — | B | — | 16.00* | — | PAS | — | | 1.2 | BRP | 2.5 | PAS | — | | — | | 2.5 | BRK |
| 1936 26 | 16:25:16.85 | | — | — | 36.236 | 117.476 | — | C | — | 10.00* | — | PAS | 4 | BRK | 2.5 | BRP | 3.5 | PAS | — | | — | | 3.5 | BRK |
| 1936 MAY 10 | 19:36: 0.00 | | — | — | 36.917 | 117.500 | — | C | — | 16.00* | — | PAS | 1 | BRP | 2.5 | BRP | 3.5 | PAS | — | | — | | 3.5 | BRK |
| 1936 31 | 14:48: 0.00 | | — | — | 37.500 | 117.700 | — | | — | — | — | RYC | — | | — | | — | | — | | — | | 3.0 | RYC |
| 1936 JUN 10 | 6:50: 0.00 | | — | — | 36.600 | 115.500 | — | | — | — | — | RYC | — | | — | | — | | — | | — | | — | |
| 1936 JUL 2 | 1:40: 0.00 | | — | — | 38.000 | 118.000 | — | D | — | — | — | BRK | — | | — | | 4.0 | BRK | — | | — | | — | |
| 1936 25 | 19:39: 0.00 | | — | — | 38.000 | 118.000 | — | D | — | — | — | BRK | 4 | BRK | — | | 4.0 | BRK | — | | — | | — | |
| 1936 AUG 11 | 7:17: 0.00 | | — | — | 36.633 | 117.850 | — | C | — | 16.00* | — | PAS | 1 | BRP | 2.5 | BRP | 3.5 | PAS | — | | — | | 3.5 | BRK |
| 1936 SEP 5 | 16:52: 0.00 | | — | — | 35.833 | 116.500 | — | C | — | 16.00* | — | PAS | — | | 1.8 | BRP | 3.0 | PAS | — | | — | | 3.0 | BRK |
| 1936 5 | 22:24: 0.00 | | — | — | 35.833 | 116.500 | — | C | — | 16.00* | — | PAS | — | | 1.2 | BRP | 2.5 | PAS | — | | — | | 2.5 | BRK |
| 1936 7 | 11:19: 0.00 | LM | — | — | 36.000 | 115.000 | — | | — | — | — | ERS | 4 | ERS | — | | — | | — | | — | | 4.0 | ERS |
| 1936 7 | 11:48: 0.00 | LM | — | — | 36.000 | 114.800 | — | | — | — | — | RYC | 4 | RYC | — | | — | | — | | — | | 4.5 | RYC |
| 1936 7 | 17:48: 0.00 | LM | — | — | 36.000 | 114.800 | — | | — | — | — | RYC | 3 | RYC | — | | — | | — | | — | | — | |
| 1936 19 | 3:38: 0.00 | LM | — | — | 36.000 | 114.800 | — | | — | — | — | RYC | 3 | RYC | — | | — | | — | | — | | 3.5 | RYC |
| 1936 19 | 3:50: 0.00 | LM | — | — | 36.000 | 114.800 | — | | — | — | — | RYC | — | | — | | — | | — | | — | | 3.0 | RYC |
| 1936 19 | 12:29: 0.00 | LM | — | — | 36.000 | 114.800 | — | | — | — | — | RYC | — | | — | | — | | — | | — | | 3.0 | RYC |
| 1936 20 | 4:13: 0.00 | LM | — | — | 36.000 | 114.800 | — | | — | — | — | RYC | 3 | RYC | — | | — | | — | | — | | 3.5 | RYC |
| 1936 20 | 8:18: 0.00 | LM | — | — | 36.000 | 115.000 | — | | — | — | — | ERS | 4 | ERS | — | | — | | — | | — | | 4.0 | ERS |
| 1936 21 | 5:27: 0.00 | LM | — | — | 36.000 | 114.800 | — | | — | — | — | RYC | 2 | RYC | — | | — | | — | | — | | — | |
| 1936 21 | 8: 5: 0.00 | | — | — | 35.833 | 117.917 | — | C | — | 16.00* | — | PAS | — | | 1.2 | BRP | 2.5 | PAS | — | | — | | 2.5 | BRK |
| 1936 22 | 10:40:48.00 | | — | — | 38.300 | 117.500 | — | | — | — | — | ISC | — | | — | | — | | — | | — | | — | |

SGB HISTORICAL HYPOCENTER SUMMARY 1868-1978

| DATE (UTC) | ORIGIN TIME HR MN SEC | HYPOCENTER FLAG | RMS | NO | LATITUDE | LONGITUDE | ERH | Q | GAP | DEPTH | ERZ | REF | INTENSITY I | REF | MAGNITUDE MS | REF | ML | REF | MD | REF | mb | REF | OTH | REF |
|---|---|---|---|---|---|---|---|---|---|---|---|---|---|---|---|---|---|---|---|---|---|---|---|---|
| 1936 SEP 29 | 3:22: 0.00 | | — | — | 36.667 | 117.417 | — | C | — | 16.00* | — | PAS | — | | 1.8 | BRP | 3.0 | PAS | — | | — | | 3.0 | BRK |
| 1936 OCT 4 | 9:31: 0.00 | | — | — | 35.800 | 118.000 | — | D | — | 16.00* | — | PAS | — | | 1.2 | BRP | 2.5 | PAS | — | | — | | 2.5 | BRK |
| 1936 7 | 15: 1: 0.00 | | — | — | 38.000 | 118.000 | — | D | — | — | — | BRK | 4 | RYC | — | | 4.0 | BRK | — | | — | | 4.0 | RYC |
| 1936 13 | 20:39: 0.00 | | — | — | 35.600 | 116.400 | — | D | — | 16.00* | — | PAS | — | | 1.8 | BRP | 3.0 | PAS | — | | — | | — | |
| 1936 21 | 15: 4: 0.00 | | — | — | 38.000 | 118.000 | — | D | — | — | — | BRK | — | | — | | 4.0 | BRK | — | | — | | — | |
| 1936 26 | 12:34: 0.00 | | — | — | 38.000 | 118.000 | — | D | — | — | — | BRK | — | | — | | 4.0 | BRK | — | | — | | — | |
| 1936 NOV 20 | 12:39: 0.00 | | — | — | 35.733 | 117.917 | — | C | — | 16.00* | — | PAS | — | | 1.8 | BRP | 3.0 | PAS | — | | — | | — | |
| 1936 25 | 7:28: 0.00 | LM | — | — | 36.000 | 114.800 | — | | — | — | — | RYC | 2 | RYC | — | | — | | — | | — | | — | |
| 1936 25 | 19:19: 0.00 | | — | — | 36.150 | 117.950 | — | B | — | 16.00* | — | PAS | — | | 1.2 | BRP | 2.5 | PAS | — | | — | | 2.5 | BRK |
| 1936 DEC 6 | 6:23: 0.00 | LM | — | — | 36.000 | 114.800 | — | | — | — | — | RYC | 4 | RYC | — | | — | | — | | — | | — | |
| 1936 8 | 6:48: 0.00 | LM | — | — | 36.000 | 114.800 | — | | — | — | — | RYC | 4 | RYC | — | | — | | — | | — | | — | |
| 1937 JAN 28 | 3:14: 0.00 | | — | — | 37.100 | 114.700 | — | | — | — | — | RYC | — | | — | | — | | — | | — | | 4.0 | RYC |
| 1937 FEB 9 | 22:15: 0.00 | LM | — | — | 36.000 | 114.800 | — | | — | — | — | RYC | 2 | RYC | — | | — | | — | | — | | — | |
| 1937 12 | 22:47: 0.00 | | — | — | 37.500 | 117.700 | — | | — | — | — | RYC | 4 | RYC | — | | — | | — | | — | | 4.0 | RYC |
| 1937 19 | 23: 6: 0.00 | | — | — | 38.000 | 118.000 | — | D | — | — | — | BRK | 5 | BRP | 4.5 | BRP | 4.5 | BRK | — | | — | | 4.5 | PAS |
| 1937 25 | 18:21: 0.00 | | — | — | 35.733 | 117.917 | — | B | — | 16.00* | — | PAS | — | | 1.8 | BRP | 3.0 | PAS | — | | — | | — | |
| 1937 28 | 8:41: 0.00 | | — | — | 38.300 | 117.300 | — | | — | — | — | RYC | — | | — | | — | | — | | — | | 2.5 | RYC |
| 1937 28 | 18:17: 0.00 | | — | — | 38.000 | 118.000 | — | D | — | — | — | BRK | — | | — | | 4.0 | BRK | — | | — | | 4.0 | PAS |
| 1937 29 | 2:14: 0.00 | | — | — | 35.830 | 117.850 | — | D | — | — | — | BRK | — | | — | | — | | — | | — | | — | |
| 1937 APR 11 | 20:29:31.42 | | — | — | 35.995 | 117.329 | — | A | — | 10.00* | — | PAS | 1 | BRP | 2.5 | BRP | 3.5 | PAS | — | | — | | 3.5 | BRK |
| 1937 26 | 18:27: 0.00 | LM | — | — | 36.000 | 114.800 | — | | — | — | — | RYC | — | | — | | — | | — | | — | | — | |
| 1937 28 | 4:15: 0.00 | LM | — | — | 36.000 | 114.800 | — | | — | — | — | RYC | 5 | CVH | — | | 4.0 | RWL | — | | — | | — | |
| 1937 28 | 6:16: 0.00 | LM | — | — | 36.000 | 114.800 | — | | — | — | — | RYC | 5 | RWL | — | | 4.0 | RWL | — | | — | | — | |
| 1937 MAY 28 | 6:20: 0.00 | | — | — | 37.900 | 117.800 | — | | — | — | — | RYC | — | | — | | — | | — | | — | | 2.5 | RYC |
| 1937 JUN 18 | 17:18: 0.00 | LM | — | — | 36.000 | 114.800 | — | | — | — | — | RYC | 5 | CVH | — | | 4.0 | RWL | — | | — | | — | |
| 1937 27 | 4:27: 0.00 | | — | — | 37.600 | 117.700 | — | | — | — | — | RYC | — | | — | | — | | — | | — | | — | |
| 1937 30 | 6:13: 0.00 | | — | — | 37.600 | 117.700 | — | | — | — | — | RYC | — | | — | | — | | — | | — | | 3.5 | RYC |
| 1937 30 | 6:40: 0.00 | | — | — | 37.600 | 117.700 | — | | — | — | — | RYC | — | | — | | — | | — | | — | | 3.0 | RYC |
| 1937 JUL 18 | 0:37: 0.00 | | — | — | 38.150 | 117.950 | — | B | — | 16.00* | — | PAS | 1 | BRP | 2.5 | BRP | 3.5 | PAS | — | | — | | 3.5 | BRK |
| 1937 AUG 8 | 9:44: 0.00 | | — | — | 36.100 | 117.900 | — | C | — | 16.00* | — | PAS | — | | 1.2 | BRP | 2.5 | PAS | — | | — | | 2.5 | BRK |
| 1937 10 | 3:20: 0.00 | | — | — | 35.633 | 116.700 | — | C | — | 16.00* | — | PAS | — | | 1.8 | BRP | 3.0 | PAS | — | | — | | — | |
| 1937 19 | 7: 3: 0.00 | | — | — | 38.000 | 118.000 | — | D | — | — | — | BRK | 5 | BRK | — | | 4.5 | PAS | — | | — | | 4.5 | BRK |
| 1937 19 | 7:49: 0.00 | | — | — | 38.000 | 118.000 | — | D | — | — | — | BRK | — | | — | | 3.5 | BRK | — | | — | | — | |
| 1937 19 | 20:42: 0.00 | | — | — | 38.000 | 118.000 | — | D | — | — | — | BRK | — | | — | | 3.5 | BRK | — | | — | | — | |
| 1937 SEP 1 | 19:39: 0.00 | LM | — | — | 36.000 | 114.800 | — | | — | — | — | RYC | — | | — | | — | | — | | — | | — | |
| 1937 9 | 22:11: 0.00 | | — | — | 35.967 | 117.917 | — | C | — | 16.00* | — | PAS | — | | 1.8 | BRP | 3.0 | PAS | — | | — | | 3.0 | BRK |
| 1937 10 | 11:10: 0.00 | | — | — | 35.967 | 117.917 | — | C | — | 16.00* | — | PAS | — | | 1.8 | BRP | 3.0 | PAS | — | | — | | 3.0 | BRK |
| 1937 10 | 19:34: 0.00 | | — | — | 35.967 | 117.917 | — | B | — | 16.00* | — | PAS | 2 | BRP | 3.2 | BRP | 4.0 | PAS | — | | — | | 4.0 | BRK |
| 1937 11 | 18:29: 0.00 | LM | — | — | 36.000 | 114.800 | — | | — | — | — | RYC | — | | — | | — | | — | | — | | — | |
| 1937 12 | 18:22: 0.00 | LM | — | — | 36.000 | 114.800 | — | | — | — | — | RYC | — | | — | | — | | — | | — | | — | |
| 1937 22 | 5:21: 0.00 | LM | — | — | 36.000 | 114.800 | — | | — | — | — | RYC | — | | — | | — | | — | | — | | — | |
| 1937 OCT 9 | 14:35: 0.00 | LM | — | — | 36.000 | 114.800 | — | | — | — | — | RYC | — | | — | | — | | — | | — | | — | |
| 1937 27 | 19: 0: 0.00 | | — | — | 36.033 | 117.567 | — | C | — | 16.00* | — | PAS | — | | 1.8 | BRP | 3.0 | PAS | — | | — | | 3.0 | BRK |
| 1937 NOV 12 | 0:39: 0.00 | LM | — | — | 36.000 | 114.800 | — | | — | — | — | RYC | 6 | CVH | — | | — | | — | | — | | 3.5 | RYC |
| 1937 12 | 1:17: 0.00 | LM | — | — | 36.000 | 114.800 | — | | — | — | — | RYC | — | | — | | — | | — | | — | | — | |
| 1937 12 | 1:38: 0.00 | LM | — | — | 36.000 | 115.000 | — | D | — | 16.00* | — | PAS | — | | — | | 3.5 | PAS | — | | — | | — | |
| 1937 DEC 3 | 23:55: 0.00 | LM | — | — | 36.000 | 114.800 | — | | — | — | — | RYC | — | | — | | — | | — | | — | | 3.5 | RYC |
| 1937 8 | 5: 8: 0.00 | LM | — | — | 36.000 | 114.800 | — | | — | — | — | RYC | — | | — | | — | | — | | — | | — | |

SGB HISTORICAL HYPOCENTER SUMMARY 1868-1978

| DATE (UTC) | ORIGIN TIME HR MN SEC | HYPOCENTER FLAG | RMS | NO | LATITUDE | LONGITUDE | ERH | Q | GAP | DEPTH | ERZ | REF | INTENSITY I | REF | MAGNITUDE MS | REF | ML | REF | MD | REF | mb | REF | OTH | REF |
|---|---|---|---|---|---|---|---|---|---|---|---|---|---|---|---|---|---|---|---|---|---|---|---|---|
| 1937 DEC 27 | 5:18: 0.00 | | — | — | 35.700 | 116.800 | — | D | — | 16.00* | — | PAS | — | | 1.8 | BRP | 3.0 | PAS | — | | — | | — | |
| 1937 27 | 8:10: 0.00 | | — | — | 35.700 | 116.800 | — | D | — | 16.00* | — | PAS | — | | 1.8 | BRP | 3.0 | PAS | — | | — | | — | |
| 1938 JAN 17 | 1:54: 0.00 | | — | — | 35.900 | 117.900 | — | C | — | 16.00* | — | PAS | — | | 1.2 | BRP | 2.5 | PAS | — | | — | | 2.5 | BRK |
| 1938 MAR 14 | 21:21: 0.00 | | — | — | 38.000 | 118.000 | — | D | — | — | — | BRK | — | | — | | 4.0 | BRK | — | | — | | — | |
| 1938 JUN 3 | 4:28: 0.00 | LM | — | — | 36.000 | 114.800 | — | | — | — | — | RYC | — | | — | | — | | — | | — | | — | |
| 1938 JUL 6 | 6:26: 0.00 | | — | — | 35.800 | 116.667 | — | C | — | 16.00* | — | PAS | 1 | BRP | 2.5 | BRP | 3.5 | PAS | — | | — | | 3.5 | BRK |
| 1938 6 | 17:20: 0.00 | LM | — | — | 36.000 | 114.800 | — | | — | — | — | RYC | — | | — | | — | | — | | — | | — | |
| 1938 6 | 18:20: 0.00 | LM | — | — | 36.100 | 114.800 | — | C | — | 16.00* | — | PAS | — | | — | | 3.5 | PAS | — | | — | | — | |
| 1938 18 | 5:40: 0.00 | | — | — | 36.150 | 117.950 | — | C | — | 16.00* | — | PAS | — | | 1.2 | BRP | 2.5 | PAS | — | | — | | 2.5 | BRK |
| 1938 26 | 6:35: 0.00 | | — | — | 35.600 | 117.100 | — | | — | — | — | ISC | — | | — | | — | | — | | — | | — | |
| 1938 28 | 0: 1:33.00 | | — | — | 37.600 | 115.800 | — | | — | — | — | RYC | 4 | ERS | — | | 4.0 | PAS | — | | — | | 4.0 | RYC |
| 1938 28 | 0: 6: 0.00 | | — | — | 37.600 | 115.800 | — | D | — | 16.00* | — | PAS | — | | — | | 4.0 | PAS | — | | — | | — | |
| 1938 28 | 0:39:24.10 | | — | — | 37.600 | 115.800 | — | C | — | — | — | BRP | 5 | BRP | 4.5 | BRP | 4.5 | PAS | — | | — | | 4.5 | RYC |
| 1938 28 | 6: 9: 0.00 | | — | — | 37.600 | 115.800 | — | D | — | 16.00* | — | PAS | — | | — | | 4.0 | PAS | — | | — | | 4.0 | RYC |
| 1938 31 | 10:38:40.00 | | — | — | 38.300 | 115.800 | — | | — | — | — | RYC | — | | — | | 4.5 | PAS | — | | — | | 4.5 | RYC |
| 1938 31 | 12:44: 3.00 | | — | — | 38.300 | 115.600 | — | | — | — | — | RYC | — | | — | | 4.0 | PAS | — | | — | | 4.0 | RYC |
| 1938 SEP 17 | 14:23: 4.09 | | — | — | 35.631 | 117.513 | — | C | — | 1.00* | — | PAS | 6 | BRP | 5.0 | BRP | 5.0 | PAS | — | | — | | — | |
| 1938 17 | 14:29: 0.00 | | — | — | 35.600 | 117.650 | — | B | — | 16.00* | — | PAS | — | | 1.8 | BRP | 3.0 | PAS | — | | — | | — | |
| 1938 17 | 16:16: 0.00 | | — | — | 35.600 | 117.817 | — | B | — | 16.00* | — | PAS | 1 | BRP | 2.5 | BRP | 3.5 | PAS | — | | — | | — | |
| 1938 23 | 8:20: 0.00 | | — | — | 38.000 | 118.000 | — | D | — | — | — | BRK | — | | — | | 4.5 | BRK | — | | — | | 4.5 | PAS |
| 1938 OCT 1 | 1: 7: 0.00 | LM | — | — | 36.000 | 114.900 | — | C | — | 16.00* | — | PAS | — | | — | | 3.5 | PAS | — | | — | | 3.5 | RYC |
| 1938 1 | 7:38: 0.00 | LM | — | — | 36.000 | 114.800 | — | | — | — | — | RYC | — | | — | | — | | — | | — | | — | |
| 1938 1 | 8:38: 0.00 | LM | — | — | 36.000 | 114.900 | — | C | — | 16.00* | — | PAS | — | | — | | 3.5 | PAS | — | | — | | — | |
| 1938 22 | 13:13: 0.00 | LM | — | — | 36.000 | 114.800 | — | | — | — | — | RYC | — | | — | | — | | — | | — | | — | |
| 1938 NOV 1 | 0:34: 0.00 | LM | — | — | 36.000 | 114.800 | — | | — | — | — | RYC | — | | — | | — | | — | | — | | — | |
| 1938 DEC 12 | 5:14: 0.00 | | — | — | 36.000 | 116.000 | — | | — | — | — | RYC | — | | — | | — | | — | | — | | 3.0 | RYC |
| 1938 17 | 8:43: 0.00 | LM | — | — | 36.000 | 114.800 | — | C | — | 16.00* | — | PAS | — | | — | | 3.5 | PAS | — | | — | | — | |
| 1938 26 | 5:14: 0.00 | | — | — | 36.000 | 116.000 | — | C | — | 16.00* | — | PAS | — | | 1.8 | BRP | 3.0 | PAS | — | | — | | 3.0 | BRK |
| 1939 JAN 3 | 17:39: 0.00 | | — | — | 36.000 | 117.733 | — | B | — | 16.00* | — | PAS | — | | 1.2 | BRP | 2.5 | PAS | — | | — | | 2.5 | BRK |
| 1939 3 | 17:44: 0.00 | | — | — | 36.000 | 117.733 | — | B | — | 16.00* | — | PAS | — | | 1.8 | BRP | 3.0 | PAS | — | | — | | 3.0 | BRK |
| 1939 3 | 17:50: 0.00 | | — | — | 36.000 | 117.733 | — | B | — | 16.00* | — | PAS | — | | 1.8 | BRP | 3.0 | PAS | — | | — | | 3.0 | BRK |
| 1939 3 | 17:56: 0.00 | | — | — | 36.000 | 117.733 | — | B | — | 16.00* | — | PAS | — | | 1.8 | BRP | 3.0 | PAS | — | | — | | 3.0 | BRK |
| 1939 3 | 18: 2: 0.00 | | — | — | 36.000 | 117.733 | — | B | — | 16.00* | — | PAS | — | | 1.2 | BRP | 2.5 | PAS | — | | — | | 2.5 | BRK |
| 1939 3 | 20:58:43.71 | | — | — | 35.998 | 117.718 | — | B | — | 10.00* | — | PAS | 1 | BRP | 2.5 | BRP | 3.5 | PAS | — | | — | | 3.5 | BRK |
| 1939 7 | 20:21:49.34 | | — | — | 35.940 | 117.616 | — | | — | 8.00* | — | GDY | 2 | BRP | 3.8 | BRP | 4.5 | PAS | — | | — | | 5.0 | BRK |
| 1939 7 | 20:34: 0.00 | | — | — | 36.000 | 117.733 | — | B | — | 16.00* | — | PAS | — | | 1.8 | BRP | 3.0 | PAS | — | | — | | 3.0 | BRK |
| 1939 9 | 16:18: 0.00 | | — | — | 36.000 | 117.733 | — | B | — | 16.00* | — | PAS | 1 | BRP | 2.5 | BRP | 3.5 | PAS | — | | — | | 3.5 | BRK |
| 1939 15 | 23: 0: 0.00 | | — | — | 36.000 | 117.733 | — | B | — | 16.00* | — | PAS | — | | 1.8 | BRP | 3.0 | PAS | — | | — | | 3.0 | BRK |
| 1939 30 | 14:30: 0.00 | LM | — | — | 36.000 | 114.800 | — | C | — | 16.00* | — | PAS | — | | — | | 3.5 | PAS | — | | — | | 3.5 | RYC |
| 1939 FEB 20 | 5:48: 9.00 | | — | — | 36.000 | 117.733 | — | C | — | 16.00* | — | PAS | 1 | BRP | 2.5 | BRP | 3.5 | PAS | — | | — | | 3.5 | BRK |
| 1939 25 | 14:15: 0.00 | | — | — | 36.000 | 117.733 | — | C | — | 16.00* | — | PAS | 1 | BRP | 2.5 | BRP | 3.5 | PAS | — | | — | | 3.5 | BRK |
| 1939 27 | 8:36: 0.00 | | — | — | 35.867 | 117.867 | — | B | — | 16.00* | — | PAS | 1 | BRP | 2.5 | BRP | 3.5 | PAS | — | | — | | 3.5 | BRK |
| 1939 MAR 1 | 20:51: 0.00 | | — | — | 35.867 | 117.867 | — | C | — | 16.00* | — | PAS | — | | 1.8 | BRP | 3.0 | PAS | — | | — | | 3.0 | BRK |
| 1939 16 | 3:11: 0.00 | | — | — | 36.000 | 117.733 | — | C | — | 16.00* | — | PAS | — | | 1.2 | BRP | 2.5 | PAS | — | | — | | 2.5 | BRK |
| 1939 20 | 22:18: 0.00 | | — | — | 36.000 | 117.733 | — | C | — | 16.00* | — | PAS | — | | 1.2 | BRP | 2.5 | PAS | — | | — | | 2.5 | BRK |
| 1939 APR 25 | 18:16: 0.00 | LM | — | — | 36.000 | 114.800 | — | | — | — | — | RYC | — | | — | | — | | — | | — | | — | |
| 1939 26 | 15:40: 0.00 | | — | — | 36.150 | 117.950 | — | B | — | 16.00* | — | PAS | — | | 1.8 | BRP | 3.0 | PAS | — | | — | | 3.0 | BRK |
| 1939 26 | 16:13: 0.00 | | — | — | 36.150 | 117.950 | — | B | — | 16.00* | — | PAS | — | | 1.8 | BRP | 3.0 | PAS | — | | — | | 3.0 | BRK |

SGB HISTORICAL HYPOCENTER SUMMARY 1868-1978

| DATE (UTC) | ORIGIN TIME HR MN SEC | HYPOCENTER FLAG | RMS | NO | LATITUDE | LONGITUDE | ERH | Q | GAP | DEPTH | ERZ | REF | INTENSITY I | REF | MAGNITUDE MS | REF | ML | REF | MD | REF | mb | REF | OTH | REF |
|---|---|---|---|---|---|---|---|---|---|---|---|---|---|---|---|---|---|---|---|---|---|---|---|---|
| 1939 MAY 4 | 20:44:48.36 | | — | — | 35.768 | 114.785 | — | | — | 8.00* | — | GDY | 6 | BRP | 5.0 | BRP | 5.0 | PAS | — | | — | | 5.0 | RYC |
| 1939 4 | 21:53: 0.00 | LM | — | — | 36.000 | 114.800 | — | C | — | 16.00* | — | PAS | — | | — | | 4.0 | PAS | — | | — | | — | |
| 1939 4 | 22:36: 0.00 | LM | — | — | 36.000 | 114.800 | — | C | — | 16.00* | — | PAS | 4 | CVH | — | | 4.0 | PAS | — | | — | | 4.0 | RYC |
| 1939 4 | 22:37: 0.00 | LM | — | — | 36.000 | 114.800 | — | C | — | 16.00* | — | PAS | — | | — | | 3.5 | PAS | — | | — | | 3.5 | RYC |
| 1939 7 | 12:31: 0.00 | LM | — | — | 36.000 | 114.800 | — | C | — | 16.00* | — | PAS | — | | — | | 3.5 | PAS | — | | — | | 3.5 | RYC |
| 1939 7 | 19:32: 0.00 | LM | — | — | 36.000 | 114.800 | — | C | — | 16.00* | — | PAS | — | | — | | 3.5 | PAS | — | | — | | 3.5 | RYC |
| 1939 11 | 2:42: 0.00 | | — | — | 38.000 | 118.000 | — | D | — | — | — | BRK | 5 | BRP | 3.6 | BRP | 4.5 | BRK | — | | — | | 4.5 | PAS |
| 1939 11 | 18: 4:45.37 | | — | — | 38.353 | 117.828 | — | | — | 8.00* | — | GDY | — | | — | | 5.5 | PAS | — | | — | | 5.5 | GDY |
| 1939 11 | 21: 0: 0.00 | | — | — | 38.500 | 118.000 | — | | — | — | — | RYC | — | | — | | — | | — | | — | | 4.7 | RYC |
| 1939 13 | 2:49: 0.00 | | — | — | 38.500 | 118.000 | — | | — | — | — | RYC | — | | — | | — | | — | | — | | 4.8 | RYC |
| 1939 13 | 21: 8: 0.00 | | — | — | 38.500 | 118.000 | — | | — | — | — | RYC | — | | — | | — | | — | | — | | 3.5 | RYC |
| 1939 17 | 11: 7: 0.00 | | — | — | 36.167 | 117.833 | — | B | — | 16.00* | — | PAS | — | | 1.8 | BRP | 3.0 | PAS | — | | — | | 3.0 | BRK |
| 1939 17 | 18:19: 0.00 | | — | — | 38.500 | 118.000 | — | | — | — | — | RYC | — | | — | | — | | — | | — | | 4.5 | RYC |
| 1939 24 | 3:47: 0.00 | LM | — | — | 36.000 | 114.800 | — | | — | — | — | RYC | — | | — | | — | | — | | — | | 3.5 | RYC |
| 1939 JUN 11 | 19:15: 0.00 | LM | — | — | 36.000 | 114.800 | — | | — | — | — | RYC | 6 | RWL | — | | 5.0 | RWL | — | | — | | — | |
| 1939 12 | 15:49:30.00 | | — | — | 38.007 | 115.982 | — | | — | — | — | PDX | — | | — | | — | | — | | — | | — | |
| 1939 12 | 18: 5: 0.00 | | — | — | 37.020 | 117.250 | — | C | — | — | — | BRK | 1 | BRP | 2.5 | BRP | 3.5 | BRK | — | | — | | 3.5 | PAS |
| 1939 12 | 18: 8: 0.00 | | — | — | 37.020 | 117.250 | — | C | — | — | — | BRK | 1 | BRP | 2.5 | BRP | 3.5 | BRK | — | | — | | 3.5 | PAS |
| 1939 12 | 18:16: 0.00 | | — | — | 37.200 | 117.100 | — | | — | — | — | RYC | — | | — | | — | | — | | — | | 3.5 | RYC |
| 1939 12 | 18:24: 0.00 | | — | — | 37.020 | 117.250 | — | C | — | — | — | BRK | 1 | BRP | 2.5 | BRP | 3.5 | BRK | — | | — | | 3.5 | PAS |
| 1939 13 | 17:15:32.07 | | — | — | 37.007 | 117.229 | — | | — | 8.00* | — | GDY | 6 | BRP | 5.0 | BRP | 5.0 | BRK | — | | — | | 5.0 | PAS |
| 1939 13 | 18:10: 0.00 | | — | — | 38.500 | 116.900 | — | D | — | — | — | BRK | — | | — | | — | | — | | — | | — | |
| 1939 21 | 11:28:35.28 | | — | — | 38.230 | 117.694 | — | | — | 8.00* | — | GDY | — | | — | | — | | — | | — | | 4.5 | RYC |
| 1939 JUL 10 | 8:21: 0.00 | | — | — | 38.200 | 116.900 | — | | — | — | — | RYC | — | | — | | — | | — | | — | | 3.5 | RYC |
| 1939 25 | 11:22: 0.00 | | — | — | 36.133 | 117.917 | — | B | — | 16.00* | — | PAS | — | | 1.8 | BRP | 3.0 | PAS | — | | — | | 3.0 | BRK |
| 1939 AUG 11 | 17:36:35.00 | | — | — | 37.020 | 117.250 | — | C | — | — | — | BRK | — | | 1.8 | BRP | 3.0 | BRK | — | | — | | 3.0 | PAS |
| 1939 15 | 15:48:18.00 | | — | — | 36.000 | 117.583 | — | B | — | 16.00* | — | PAS | 2 | BRP | 3.2 | BRP | 4.0 | PAS | — | | — | | 4.0 | BRK |
| 1939 SEP 12 | 0:44:38.00 | | — | — | 36.000 | 117.733 | — | C | — | 16.00* | — | PAS | — | | 1.8 | BRP | 3.0 | PAS | — | | — | | 3.0 | BRK |
| 1939 13 | 14:42:49.00 | | — | — | 35.833 | 116.583 | — | C | — | 16.00* | — | PAS | — | | 1.8 | BRP | 3.0 | PAS | — | | — | | 3.0 | BRK |
| 1939 17 | 11: 1: 0.00 | | — | — | 38.000 | 118.000 | — | | — | — | — | RYC | — | | — | | — | | — | | — | | 3.5 | RYC |
| 1939 21 | 9:17: 0.00 | | — | — | 37.000 | 117.000 | — | D | — | — | — | BRK | — | | — | | 4.0 | BRK | — | | — | | 4.0 | PAS |
| 1939 OCT 5 | 20: 6:17.00 | | — | — | 35.850 | 117.300 | — | B | — | 16.00* | — | PAS | — | | 1.8 | BRP | 3.0 | PAS | — | | — | | — | |
| 1939 NOV 5 | 16:14: 0.00 | | — | — | 38.000 | 118.000 | — | D | — | — | — | BRK | — | | — | | 4.0 | BRK | — | | — | | 4.0 | RYC |
| 1939 17 | 20:40:45.00 | | — | — | 36.150 | 117.950 | — | B | — | 16.00* | — | PAS | — | | 1.8 | BRP | 3.0 | PAS | — | | — | | 3.0 | BRK |
| 1939 21 | 22:40: 0.00 | | — | — | 36.500 | 115.000 | — | D | — | 16.00* | — | PAS | — | | — | | 4.0 | PAS | — | | — | | 4.0 | RYC |
| 1939 DEC 1 | 13: 5: 5.12 | | — | — | 36.397 | 117.825 | — | C | — | 4.60 | — | PAS | 2 | BRP | 3.2 | BRP | 4.0 | PAS | — | | — | | — | |
| 1939 19 | 20:12: 9.00 | | — | — | 35.933 | 116.867 | — | C | — | 16.00* | — | PAS | 2 | BRP | 3.2 | BRP | 4.0 | PAS | — | | — | | 4.0 | BRK |
| 1939 29 | 9:27:20.00 | | — | — | 35.833 | 117.000 | — | C | — | 16.00* | — | PAS | — | | 1.8 | BRP | 3.0 | PAS | — | | — | | 3.0 | BRK |
| 1939 30 | 5: 0:47.58 | | — | — | 35.807 | 116.955 | — | A | — | 5.30 | — | PAS | 2 | BRP | 3.2 | BRP | 4.0 | PAS | — | | — | | 4.0 | BRK |
| 1940 JAN 4 | 8: 7:12.00 | | — | — | 38.300 | 116.300 | — | | — | — | — | ISC | — | | — | | — | | — | | — | | — | |
| 1940 MAR 10 | 18: 1:53.31 | | — | — | 37.389 | 114.937 | — | | — | 8.00* | — | GDY | 4 | RYC | — | | 5.0 | PAS | — | | — | | 5.0 | RYC |
| 1940 11 | 0: 6: 0.00 | | — | — | 37.000 | 115.000 | — | D | — | 16.00* | — | PAS | 5 | BRP | 4.5 | BRP | 4.5 | PAS | — | | — | | 4.5 | RYC |
| 1940 20 | 10:22:24.00 | | — | — | 38.100 | 116.100 | — | | — | — | — | ISC | — | | — | | — | | — | | — | | — | |
| 1940 25 | 21:18:18.00 | | — | — | 36.800 | 117.100 | — | D | — | 16.00* | — | PAS | 2 | BRP | 3.2 | BRP | 4.0 | PAS | — | | — | | 4.0 | BRK |
| 1940 APR 7 | 8:41:52.80 | | — | — | 37.391 | 114.996 | — | | — | 8.00* | — | GDY | 5 | BRP | 4.5 | BRP | 4.5 | PAS | — | | — | | 4.5 | RYC |
| 1940 MAY 4 | 13:21:38.00 | | — | — | 35.900 | 117.800 | — | C | — | 16.00* | — | PAS | — | | 1.8 | BRP | 3.0 | PAS | — | | — | | 3.0 | BRK |
| 1940 9 | 1: 0: 0.00 | | — | — | 36.150 | 116.150 | — | | — | — | — | RYC | 3 | RYC | — | | — | | — | | — | | — | |
| 1940 JUL 8 | 10: 5: 0.00 | | — | — | 38.350 | 117.500 | — | | — | — | — | RYC | — | | — | | — | | — | | — | | — | |

| DATE (UTC) | ORIGIN TIME HR MN SEC | HYPOCENTER FLAG | RMS | NO | LATITUDE | LONGITUDE | ERH | Q | GAP | DEPTH | ERZ | REF | INTENSITY I | REF | MAGNITUDE MS | REF | ML | REF | MD | REF | mb | REF | OTH | REF |
|---|---|---|---|---|---|---|---|---|---|---|---|---|---|---|---|---|---|---|---|---|---|---|---|---|
| 1940 SEP 10 | 1:40:36.00 | | — | — | 36.133 | 117.950 | — | B | — | 16.00* | — | PAS | — | | 1.2 | BRP | 2.5 | PAS | — | | — | | 2.5 | BRK |
| 1940 20 | 12:21:54.00 | | — | — | 36.529 | 115.012 | — | | — | — | — | PDX | — | | — | | — | | — | | — | | — | |
| 1940 OCT 12 | 0: 0: 0.00 | | — | — | 37.500 | 115.000 | — | | — | — | — | RYC | — | | — | | — | | — | | — | | — | |
| 1940 28 | 22:21: 6.00 | | — | — | 37.369 | 117.019 | — | | — | — | — | PDX | — | | — | | — | | — | | — | | — | |
| 1941 FEB 21 | 11:33:56.00 | | — | — | 36.150 | 117.950 | — | C | — | 16.00* | — | PAS | 1 | BRP | 2.5 | BRP | 3.5 | PAS | — | | — | | 3.5 | BRK |
| 1941 MAR 17 | 4:20:33.00 | | — | — | 36.133 | 117.967 | — | C | — | 16.00* | — | PAS | — | | 1.8 | BRP | 3.0 | PAS | — | | — | | 3.0 | BRK |
| 1941 22 | 11: 8: 6.00 | LM | — | — | 36.000 | 114.600 | — | D | — | 16.00* | — | PAS | — | | — | | 3.5 | PAS | — | | — | | 3.5 | RYC |
| 1941 APR 23 | 5:24:24.00 | | — | — | 38.100 | 116.400 | — | | — | — | — | ISC | — | | — | | — | | — | | — | | — | |
| 1941 25 | 2:37:53.00 | | — | — | 36.200 | 117.800 | — | C | — | 16.00* | — | PAS | — | | 1.8 | BRP | 3.0 | PAS | — | | — | | 3.0 | BRK |
| 1941 JUN 6 | 19:38:47.67 | | — | — | 36.963 | 115.592 | — | | — | 8.00* | — | GDY | — | | — | | 4.0 | PAS | — | | — | | 4.0 | RYC |
| 1941 6 | 22:12:54.00 | | — | — | 37.100 | 115.800 | — | D | — | 16.00* | — | PAS | — | | — | | 3.5 | PAS | — | | — | | 3.5 | RYC |
| 1941 JUL 25 | 1:53:30.00 | | — | — | 36.000 | 117.800 | — | C | — | 16.00* | — | PAS | — | | 1.2 | BRP | 2.5 | PAS | — | | — | | 2.5 | BRK |
| 1941 AUG 17 | 11:14:18.00 | | — | — | 36.500 | 118.000 | — | D | — | 16.00* | — | PAS | 1 | BRP | 2.5 | BRP | 3.5 | PAS | — | | — | | 3.5 | BRK |
| 1941 SEP 3 | 21:25: 0.00 | LM | — | — | 36.000 | 114.700 | — | | — | — | — | RYC | — | | — | | — | | — | | — | | 3.5 | RYC |
| 1941 5 | 13:11: 0.00 | LM | — | — | 36.000 | 114.700 | — | | — | — | — | RYC | — | | — | | — | | — | | — | | — | |
| 1941 13 | 20:59: 6.00 | | — | — | 35.900 | 116.800 | — | C | — | 16.00* | — | PAS | — | | 1.8 | BRP | 3.0 | PAS | — | | — | | 3.0 | BRK |
| 1941 24 | 18:34:25.00 | | — | — | 35.933 | 116.867 | — | C | — | 16.00* | — | PAS | — | | 1.8 | BRP | 3.0 | PAS | — | | — | | 3.0 | BRK |
| 1941 25 | 9:50:59.00 | | — | — | 35.883 | 117.583 | — | C | — | 16.00* | — | PAS | — | | 1.8 | BRP | 3.0 | PAS | — | | — | | 3.0 | BRK |
| 1941 OCT 9 | 2:26:11.00 | | — | — | 36.633 | 117.850 | — | B | — | 16.00* | — | PAS | 1 | BRP | 2.5 | BRP | 3.5 | PAS | — | | — | | 3.5 | BRK |
| 1941 15 | 4:49: 0.00 | | — | — | 37.000 | 117.500 | — | D | — | — | — | BRK | — | | 1.8 | BRP | 3.0 | BRK | — | | — | | 3.0 | PAS |
| 1941 DEC 14 | 16:21:42.00 | LM | — | — | 36.000 | 114.800 | — | D | — | 16.00* | — | PAS | — | | — | | 3.5 | PAS | — | | — | | 3.5 | RYC |
| 1942 JAN 11 | 20:27:56.00 | | — | — | 38.233 | 118.000 | — | C | — | 16.00* | — | PAS | — | | 1.8 | BRP | 3.0 | PAS | — | | — | | 3.0 | BRK |
| 1942 12 | 3:28:49.00 | | — | — | 36.233 | 118.000 | — | C | — | 16.00* | — | PAS | — | | 1.8 | BRP | 3.0 | PAS | — | | — | | 3.0 | BRK |
| 1942 15 | 13:23:20.00 | | — | — | 36.250 | 118.000 | — | C | — | 16.00* | — | PAS | — | | 1.8 | BRP | 3.0 | PAS | — | | — | | 3.0 | BRK |
| 1942 JUN 4 | 15:26: 0.00 | LM | — | — | 36.000 | 114.900 | — | I | — | — | — | BRP | 5 | BRP | 4.3 | BRP | 4.0 | RWL | — | | — | | — | |
| 1942 22 | 22:13:51.00 | | — | — | 36.250 | 117.967 | — | B | — | 16.00* | — | PAS | 2 | BRP | 3.2 | BRP | 4.0 | PAS | — | | — | | 4.0 | BRK |
| 1942 22 | 23:51: 3.00 | | — | — | 36.250 | 117.967 | — | B | — | 16.00* | — | PAS | 2 | BRP | 3.2 | BRP | 4.0 | PAS | — | | — | | 4.0 | BRK |
| 1942 22 | 23:53:27.00 | | — | — | 36.250 | 117.967 | — | C | — | 16.00* | — | PAS | 1 | BRP | 2.5 | BRP | 3.5 | PAS | — | | — | | 3.5 | BRK |
| 1942 JUL 4 | 8:52:25.00 | | — | — | 36.250 | 117.967 | — | C | — | 16.00* | — | PAS | 1 | BRP | 2.5 | BRP | 3.5 | PAS | — | | — | | 3.5 | BRK |
| 1942 11 | 16:41:48.00 | | — | — | 38.300 | 116.100 | — | D | — | 16.00* | — | PAS | — | | — | | 5.0 | PAS | — | | — | | 5.0 | RYC |
| 1942 11 | 16:45:42.00 | | — | — | 38.300 | 116.100 | — | | — | — | — | RYC | — | | — | | — | | — | | — | | 4.5 | RYC |
| 1942 24 | 9: 3:53.00 | | — | — | 36.250 | 117.967 | — | C | — | 16.00* | — | PAS | 1 | BRP | 2.5 | BRP | 3.5 | PAS | — | | — | | 3.5 | BRK |
| 1942 AUG 11 | 10:14: 2.00 | | — | — | 35.817 | 114.633 | — | C | — | 16.00* | — | PAS | 5 | BRP | 3.2 | BRP | 4.0 | PAS | — | | — | | 4.0 | RYC |
| 1942 SEP 9 | 5:15: 0.00 | LM | — | — | 36.000 | 114.700 | — | E | — | — | — | BRP | 6 | BRP | 5.0 | BRP | 5.0 | RWL | — | | — | | — | |
| 1942 OCT 1 | 18:39:55.00 | LM | — | — | 36.000 | 114.717 | — | B | — | 16.00* | — | PAS | — | | — | | 3.5 | PAS | — | | — | | — | |
| 1942 7 | 2:31:32.00 | | — | — | 36.250 | 117.967 | — | C | — | 16.00* | — | PAS | — | | 1.8 | BRP | 3.0 | PAS | — | | — | | 3.0 | BRK |
| 1942 16 | 10: 7:27.00 | | — | — | 36.250 | 117.967 | — | C | — | 16.00* | — | PAS | 2 | BRP | 3.2 | BRP | 4.0 | PAS | — | | — | | 4.0 | BRK |
| 1943 JAN 24 | 4:30: 0.00 | LM | — | — | 36.000 | 114.800 | — | | — | — | — | RYC | — | | — | | — | | — | | — | | — | |
| 1943 26 | 13: 1: 0.00 | LM | — | — | 36.000 | 114.800 | — | | — | — | — | RYC | — | | — | | — | | — | | — | | — | |
| 1943 FEB 3 | 9: 1: 0.00 | LM | — | — | 36.000 | 114.800 | — | | — | — | — | RYC | — | | — | | — | | — | | — | | — | |
| 1943 13 | 23:30:59.00 | | — | — | 36.017 | 117.950 | — | C | — | 16.00* | — | PAS | — | | 1.2 | BRP | 2.5 | PAS | — | | — | | 2.5 | BRK |
| 1943 25 | 20:28:25.00 | | — | — | 36.250 | 117.967 | — | C | — | 16.00* | — | PAS | 1 | BRP | 2.5 | BRP | 3.5 | PAS | — | | — | | 3.5 | BRK |
| 1943 26 | 2: 1:50.00 | | — | — | 36.250 | 117.967 | — | C | — | 16.00* | — | PAS | 1 | BRP | 2.5 | BRP | 3.5 | PAS | — | | — | | 3.5 | BRK |
| 1943 MAR 11 | 15: 2: 0.00 | | — | — | 36.150 | 117.950 | — | D | — | — | — | BRK | — | | — | | — | | — | | — | | — | |
| 1943 12 | 20:18: 0.00 | | — | — | 36.120 | 117.950 | — | D | — | — | — | BRK | — | | — | | — | | — | | — | | — | |
| 1943 16 | 9:59: 0.00 | | — | — | 36.120 | 117.950 | — | D | — | — | — | BRK | — | | — | | — | | — | | — | | — | |
| 1943 23 | 3:20: 0.00 | LM | — | — | 36.000 | 114.800 | — | | — | — | — | RYC | 2 | RYC | — | | — | | — | | — | | — | |
| 1943 23 | 20:57: 0.00 | | — | — | 36.120 | 117.950 | — | D | — | — | — | BRK | — | | — | | — | | — | | — | | — | |

SGB HISTORICAL HYPOCENTER SUMMARY 1868-1978

| DATE (UTC) | ORIGIN TIME HR MN SEC | HYPOCENTER FLAG | RMS | NO | LATITUDE | LONGITUDE | ERH | Q | GAP | DEPTH | ERZ | REF | INTENSITY I | REF | MAGNITUDE MS | REF | ML | REF | MD | REF | mb | REF | OTH | REF |
|---|---|---|---|---|---|---|---|---|---|---|---|---|---|---|---|---|---|---|---|---|---|---|---|---|
| 1943 MAR 26 | 3:50:44.00 | | — | — | 36.150 | 117.950 | — | C | — | 16.00* | — | PAS | 1 | BRP | 2.5 | BRP | 3.5 | PAS | — | | — | | 3.5 | BRK |
| 1943 29 | 10:28:12.00 | | — | — | 36.133 | 117.967 | — | C | — | 16.00* | — | PAS | — | | 1.2 | BRP | 2.5 | PAS | — | | — | | 2.5 | BRK |
| 1943 29 | 18:18: 0.00 | | — | — | 36.150 | 117.950 | — | D | — | — | — | BRK | — | | — | | — | | — | | — | | — | |
| 1943 APR 4 | 15:48:45.00 | | — | — | 36.133 | 117.967 | — | C | — | 16.00* | — | PAS | 1 | BRP | 2.5 | BRP | 3.5 | PAS | — | | — | | 3.5 | BRK |
| 1943 4 | 15:51:50.00 | | — | — | 36.133 | 117.967 | — | C | — | 16.00* | — | PAS | 1 | BRP | 2.5 | BRP | 3.5 | PAS | — | | — | | 3.5 | BRK |
| 1943 8 | 17:27: 0.00 | LM | — | — | 36.000 | 114.800 | — | | — | — | — | RYC | 3 | RYC | — | | — | | — | | — | | — | |
| 1943 11 | 18:36:12.00 | | — | — | 38.000 | 118.000 | — | | — | — | — | RYC | — | | — | | — | | — | | — | | 3.5 | RYC |
| 1943 21 | 23:29: 0.00 | | — | — | 38.100 | 117.500 | — | | — | — | — | RYC | — | | — | | — | | — | | — | | 3.5 | RYC |
| 1943 24 | 1:12:12.00 | | — | — | 36.000 | 117.600 | — | C | — | 16.00* | — | PAS | 1 | BRP | 2.5 | BRP | 3.5 | PAS | — | | — | | 3.5 | BRK |
| 1943 24 | 5: 3:15.00 | | — | — | 36.000 | 117.600 | — | C | — | 16.00* | — | PAS | — | | 1.8 | BRP | 3.0 | PAS | — | | — | | 3.0 | BRK |
| 1943 MAY 6 | 4:10: 0.00 | LM | — | — | 36.000 | 114.800 | — | | — | — | — | RYC | 3 | RYC | — | | — | | — | | — | | — | |
| 1943 27 | 2:41:20.00 | | — | — | 35.950 | 116.450 | — | C | — | 16.00* | — | PAS | — | | 1.8 | BRP | 3.0 | PAS | — | | — | | 3.0 | BRK |
| 1943 30 | 5:17: 0.00 | LM | — | — | 36.000 | 114.800 | — | | — | — | — | RYC | 3 | RYC | — | | — | | — | | — | | — | |
| 1943 30 | 7:50:54.00 | | — | — | 36.133 | 117.967 | — | C | — | 16.00* | — | PAS | 4 | BRK | 3.2 | BRP | 4.0 | PAS | — | | — | | 4.0 | BRK |
| 1943 JUN 4 | 8:45: 0.00 | LM | — | — | 36.000 | 114.800 | — | | — | — | — | RYC | 3 | RYC | — | | — | | — | | — | | — | |
| 1943 6 | 19:58: 0.00 | LM | — | — | 36.000 | 114.800 | — | | — | — | — | RYC | 3 | RYC | — | | — | | — | | — | | — | |
| 1943 10 | 22:25:30.00 | | — | — | 37.300 | 115.000 | — | | — | — | — | RYC | — | | — | | — | | — | | — | | 3.5 | RYC |
| 1943 22 | 20:56: 1.00 | | — | — | 35.750 | 116.650 | — | C | — | 16.00* | — | PAS | — | | 1.8 | BRP | 3.0 | PAS | — | | — | | — | |
| 1943 JUL 1 | 16:19:20.00 | | — | — | 35.617 | 116.400 | — | C | — | 16.00* | — | PAS | — | | 1.8 | BRP | 3.0 | PAS | — | | — | | — | |
| 1943 24 | 8:12:30.00 | | — | — | 36.233 | 118.000 | — | B | — | 16.00* | — | PAS | — | | 1.8 | BRP | 3.0 | PAS | — | | — | | 3.0 | BRK |
| 1943 AUG 4 | 21:49: 6.00 | LM | — | — | 36.100 | 114.900 | — | | — | — | — | RYC | — | | — | | — | | — | | — | | 3.5 | RYC |
| 1943 4 | 22:16:48.00 | LM | — | — | 36.100 | 114.900 | — | | — | — | — | RYC | — | | — | | — | | — | | — | | 3.0 | RYC |
| 1943 5 | 6:43:12.00 | LM | — | — | 36.100 | 114.900 | — | | — | — | — | RYC | — | | — | | — | | — | | — | | 3.0 | RYC |
| 1943 10 | 4:42:40.00 | | — | — | 37.870 | 117.650 | — | C | — | — | — | BRK | — | | — | | 3.5 | BRK | — | | — | | 3.5 | PAS |
| 1943 18 | 0:30:16.00 | | — | — | 35.767 | 116.517 | — | C | — | 16.00* | — | PAS | 1 | BRP | 2.5 | BRP | 3.5 | PAS | — | | — | | 3.5 | BRK |
| 1943 SEP 9 | 10:34: 0.00 | LM | — | — | 36.000 | 114.800 | — | H | — | — | — | BRP | 4 | BRP | 3.7 | BRP | — | | — | | — | | — | |
| 1943 15 | 10:57:33.00 | | — | — | 36.017 | 117.933 | — | C | — | 16.00* | — | PAS | — | | 1.8 | BRP | 3.0 | PAS | — | | — | | 3.0 | BRK |
| 1943 15 | 12:38: 2.00 | | — | — | 36.017 | 117.933 | — | C | — | 16.00* | — | PAS | — | | 1.8 | BRP | 3.0 | PAS | — | | — | | 3.0 | BRK |
| 1943 16 | 0:16:11.00 | | — | — | 36.017 | 117.933 | — | C | — | 16.00* | — | PAS | 2 | BRP | 3.2 | BRP | 4.0 | PAS | — | | — | | 4.0 | BRK |
| 1943 16 | 0:47:19.00 | | — | — | 36.017 | 117.933 | — | C | — | 16.00* | — | PAS | — | | 1.8 | BRP | 3.0 | PAS | — | | — | | 3.0 | BRK |
| 1943 16 | 7:52:22.00 | | — | — | 35.979 | 117.711 | — | | — | 8.00* | — | GDY | 4 | BRK | 3.8 | BRP | 4.5 | PAS | — | | — | | 4.5 | BRK |
| 1943 16 | 8:13:36.00 | | — | — | 36.017 | 117.933 | — | C | — | 16.00* | — | PAS | — | | 1.8 | BRP | 3.0 | PAS | — | | — | | 3.0 | BRK |
| 1943 17 | 20:48:41.00 | | — | — | 36.017 | 117.933 | — | C | — | 16.00* | — | PAS | — | | 1.2 | BRP | 2.5 | PAS | — | | — | | 2.5 | BRK |
| 1943 19 | 23:39: 0.00 | LM | — | — | 36.000 | 114.800 | — | H | — | — | — | BRP | 4 | BRP | 3.7 | BRP | — | | — | | — | | — | |
| 1943 20 | 6:20:24.00 | | — | — | 36.017 | 117.933 | — | C | — | 16.00* | — | PAS | — | | 1.8 | BRP | 3.0 | PAS | — | | — | | 3.0 | BRK |
| 1943 22 | 20:16: 4.00 | | — | — | 36.017 | 117.933 | — | C | — | 16.00* | — | PAS | — | | 1.2 | BRP | 2.5 | PAS | — | | — | | 2.5 | BRK |
| 1943 OCT 2 | 18:37:54.00 | | — | — | 37.300 | 117.800 | — | | — | — | — | RYC | — | | — | | — | | — | | — | | 3.5 | RYC |
| 1943 21 | 12: 2:51.00 | | — | — | 36.017 | 117.933 | — | C | — | 16.00* | — | PAS | — | | 1.2 | BRP | 2.5 | PAS | — | | — | | 2.5 | BRK |
| 1944 JAN 31 | 23:22:19.00 | LM | — | — | 36.000 | 114.800 | — | H | — | — | — | BRP | 4 | BRP | 3.7 | BRP | — | | — | | — | | — | |
| 1944 FEB 28 | 1:29: 0.00 | LM | — | — | 36.000 | 114.800 | — | H | — | — | — | BRP | 3 | BRP | 3.0 | BRP | — | | — | | — | | — | |
| 1944 MAR 20 | 9:30:57.00 | | — | — | 37.500 | 114.700 | — | E | — | — | — | BRP | 4 | BRP | 4.0 | BRP | — | | — | | — | | 4.0 | RYC |
| 1944 26 | 21:33: 9.00 | LM | — | — | 36.000 | 114.800 | — | H | — | — | — | BRP | 4 | BRP | 3.7 | BRP | — | | — | | — | | — | |
| 1944 MAY 4 | 9: 1:14.00 | LM | — | — | 36.000 | 114.800 | — | H | — | — | — | BRP | 4 | BRP | 3.7 | BRP | — | | — | | — | | — | |
| 1944 10 | 12: 7:26.00 | LM | — | — | 36.000 | 114.800 | — | H | — | — | — | BRP | 3 | BRP | 3.0 | BRP | — | | — | | — | | — | |
| 1944 11 | 1: 4:22.00 | LM | — | — | 36.000 | 114.800 | — | H | — | — | — | BRP | 3 | BRP | 3.0 | BRP | — | | — | | — | | — | |
| 1944 16 | 4:21:14.00 | LM | — | — | 36.000 | 114.800 | — | H | — | — | — | BRP | 4 | BRP | 3.7 | BRP | — | | — | | — | | — | |
| 1944 17 | 12:16:30.00 | LM | — | — | 36.000 | 114.800 | — | H | — | — | — | BRP | 3 | BRP | 3.0 | BRP | — | | — | | — | | — | |
| 1944 27 | 9:44:37.00 | LM | — | — | 36.000 | 114.800 | — | C | — | — | — | BRP | 3 | BRP | 3.0 | BRP | — | | — | | — | | — | |

| DATE (UTC) | ORIGIN TIME HR | MN | SEC | HYPOCENTER FLAG | RMS | NO | LATITUDE | LONGITUDE | ERH | Q | GAP | DEPTH | ERZ | REF | INTENSITY I | REF | MAGNITUDE MS | REF | ML | REF | MD | REF | mb | REF | OTH | REF |
|---|---|---|---|---|---|---|---|---|---|---|---|---|---|---|---|---|---|---|---|---|---|---|---|---|---|---|
| 1944 MAY 28 | 11 | 41 | 37.00 | LM | — | — | 36.000 | 114.800 | — | C | — | — | — | BRP | 3 | BRP | 3.0 | BRP | — | | — | | — | | — | |
| 1944 30 | 7 | 1 | 52.00 | LM | — | — | 36.000 | 114.800 | — | H | — | — | — | BRP | 3 | BRP | 3.0 | BRP | — | | — | | — | | — | |
| 1944 31 | 4 | 40 | 11.00 | LM | — | — | 36.000 | 114.800 | — | H | — | — | — | BRP | 3 | BRP | 3.0 | BRP | — | | — | | — | | — | |
| 1944 JUN 1 | 10 | 21 | 34.00 | LM | — | — | 36.000 | 114.800 | — | H | — | — | — | BRP | 3 | BRP | 3.0 | BRP | — | | — | | — | | — | |
| 1944 4 | 12 | 1 | 40.00 | LM | — | — | 36.000 | 114.800 | — | H | — | — | — | BRP | 3 | BRP | 3.0 | BRP | — | | — | | — | | — | |
| 1944 16 | 1 | 13 | 2.00 | LM | — | — | 36.000 | 114.800 | — | H | — | — | — | BRP | 4 | BRP | 3.7 | BRP | — | | — | | — | | — | |
| 1944 17 | 5 | 19 | 48.00 | LM | — | — | 36.000 | 114.800 | — | H | — | — | — | BRP | 4 | BRP | 3.7 | BRP | — | | — | | — | | — | |
| 1944 29 | 8 | 5 | 0.00 | LM | — | — | 36.000 | 114.800 | — | H | — | — | — | BRP | 3 | BRP | 3.0 | BRP | — | | — | | — | | — | |
| 1944 JUL 14 | 2 | 21 | 0.00 | LM | — | — | 36.000 | 114.800 | — | H | — | — | — | BRP | 2 | BRP | 2.3 | BRP | — | | — | | — | | — | |
| 1944 16 | 18 | 46 | 0.00 | LM | — | — | 36.000 | 114.800 | — | H | — | — | — | BRP | 2 | BRP | 2.3 | BRP | — | | — | | — | | — | |
| 1944 AUG 3 | 4 | 7 | 20.00 | | — | — | 36.633 | 115.450 | — | C | — | 16.00* | — | PAS | 2 | BRP | 2.7 | BRP | 2.8 | PAS | — | | — | | 2.8 | RYC |
| 1944 3 | 4 | 24 | 0.00 | LM | — | — | 36.000 | 114.800 | — | H | — | — | — | BRP | 2 | BRP | 2.3 | BRP | — | | — | | — | | — | |
| 1944 9 | 14 | 1 | 5.98 | | — | — | 35.887 | 117.752 | — | C | — | 1.00* | — | PAS | 2 | BRP | 3.2 | BRP | 4.0 | PAS | — | | — | | 4.0 | BRK |
| 1944 10 | 23 | 50 | 0.00 | LM | — | — | 36.000 | 114.800 | — | H | — | — | — | BRP | 2 | BRP | 2.3 | BRP | — | | — | | — | | — | |
| 1944 12 | 8 | 25 | 20.00 | | — | — | 35.933 | 117.767 | — | C | — | 16.00* | — | PAS | 2 | BRP | 3.3 | BRP | 4.1 | PAS | — | | — | | 4.1 | BRK |
| 1944 12 | 21 | 8 | 0.00 | LM | — | — | 36.000 | 114.800 | — | H | — | — | — | BRP | 2 | BRP | 2.3 | BRP | — | | — | | — | | — | |
| 1944 12 | 21 | 21 | 20.00 | | — | — | 35.933 | 117.767 | — | C | — | 16.00* | — | PAS | 1 | BRP | 2.4 | BRP | 3.4 | PAS | — | | — | | 3.4 | BRK |
| 1944 13 | 6 | 27 | 57.00 | | — | — | 35.933 | 117.767 | — | C | — | 16.00* | — | PAS | 1 | BRP | 2.8 | BRP | 3.7 | PAS | — | | — | | 3.7 | BRK |
| 1944 SEP 4 | 9 | 26 | 0.00 | LM | — | — | 36.000 | 114.800 | — | C | — | — | — | BRP | 3 | BRP | 3.0 | BRP | — | | — | | — | | — | |
| 1944 7 | 16 | 24 | 0.00 | LM | — | — | 36.000 | 114.800 | — | H | — | — | — | BRP | 3 | BRP | 3.0 | BRP | — | | — | | — | | — | |
| 1944 14 | 9 | 42 | 0.00 | LM | — | — | 36.000 | 114.800 | — | H | — | — | — | BRP | 2 | BRP | 2.3 | BRP | — | | — | | — | | — | |
| 1944 24 | 21 | 36 | 0.00 | LM | — | — | 36.000 | 114.800 | — | C | — | — | — | BRP | 2 | BRP | 2.3 | BRP | — | | — | | — | | — | |
| 1944 30 | 0 | 54 | 12.00 | | — | — | 36.600 | 115.450 | — | | — | — | — | RYC | — | | — | | — | | — | | — | | 2.8 | RYC |
| 1944 OCT 9 | 2 | 40 | 16.00 | | — | — | 38.400 | 117.400 | — | | — | — | — | RYC | — | | — | | — | | — | | — | | 3.7 | RYC |
| 1944 9 | 3 | 29 | 42.00 | LM | — | — | 36.000 | 114.800 | — | H | — | — | — | BRP | 4 | BRP | 3.7 | BRP | — | | — | | — | | — | |
| 1944 15 | 7 | 30 | 12.40 | LM | — | — | 36.000 | 114.800 | — | C | — | — | — | BRP | 2 | BRP | 2.3 | BRP | — | | — | | — | | — | |
| 1944 21 | 9 | 50 | 14.00 | LM | — | — | 36.000 | 114.800 | — | C | — | — | — | BRP | 2 | BRP | 2.3 | BRP | — | | — | | — | | — | |
| 1944 24 | 8 | 37 | 14.00 | LM | — | — | 36.000 | 114.800 | — | C | — | — | — | BRP | 4 | BRP | 3.7 | BRP | — | | — | | — | | — | |
| 1944 NOV 19 | 22 | 20 | 48.00 | | — | — | 36.500 | 117.000 | — | D | — | 16.00* | — | PAS | 4 | BRK | 1.2 | BRP | 2.5 | PAS | — | | — | | 2.5 | BRK |
| 1944 21 | 6 | 34 | 0.00 | LM | — | — | 36.000 | 114.800 | — | C | — | — | — | BRP | 4 | BRP | 3.7 | BRP | — | | — | | — | | — | |
| 1944 26 | 11 | 15 | 0.00 | LM | — | — | 36.000 | 114.800 | — | C | — | — | — | BRP | 2 | BRP | 2.3 | BRP | — | | — | | — | | — | |
| 1944 27 | 23 | 35 | 40.00 | | — | — | 37.550 | 117.120 | — | C | — | — | — | BRK | 4 | BRP | 3.7 | BRP | 3.7 | BRK | — | | — | | 3.7 | PAS |
| 1944 29 | 12 | 20 | 0.00 | LM | — | — | 36.000 | 114.800 | — | H | — | — | — | BRP | 4 | BRP | 3.7 | BRP | — | | — | | — | | — | |
| 1944 DEC 8 | 9 | 20 | 48.00 | | — | — | 38.400 | 117.400 | — | D | — | — | — | BRK | — | | — | | 3.4 | BRK | — | | — | | 3.4 | RYC |
| 1944 10 | 9 | 20 | 48.00 | | — | — | 38.400 | 117.400 | — | | — | — | — | ISC | — | | — | | — | | — | | — | | — | |
| 1944 23 | 8 | 16 | 22.00 | | — | — | 36.400 | 117.917 | — | A | — | 16.00* | — | PAS | 5 | BRK | 4.1 | BRP | 4.7 | PAS | — | | — | | 4.7 | BRK |
| 1945 JAN 2 | 2 | 36 | 10.00 | | — | — | 36.400 | 117.917 | — | C | — | 16.00* | — | PAS | 1 | BRP | — | | 3.5 | PAS | — | | — | | 3.5 | BRK |
| 1945 11 | 11 | 57 | 0.00 | | — | — | 37.400 | 114.900 | — | | — | — | — | RYC | — | | — | | 3.8 | PDX | — | | — | | 3.8 | RYC |
| 1945 12 | 18 | 48 | 30.00 | LM | — | — | 36.000 | 114.800 | — | C | — | — | — | BRP | 4 | BRP | 3.7 | BRP | — | | — | | — | | — | |
| 1945 30 | 14 | 0 | 0.00 | LM | — | — | 36.000 | 114.800 | — | C | — | — | — | BRP | 2 | BRP | 2.3 | BRP | — | | — | | — | | — | |
| 1945 FEB 3 | 8 | 43 | 0.00 | | — | — | 38.000 | 118.000 | — | | — | — | — | RYC | — | | — | | — | | — | | — | | 3.4 | RYC |
| 1945 7 | 15 | 23 | 5.30 | LM | — | — | 36.000 | 114.800 | — | C | — | — | — | BRP | 4 | BRP | 3.7 | BRP | — | | — | | — | | — | |
| 1945 16 | 21 | 5 | 32.00 | LM | — | — | 36.000 | 114.800 | — | C | — | — | — | BRP | 3 | BRP | 3.0 | BRP | — | | — | | — | | — | |
| 1945 17 | 4 | 4 | 14.00 | LM | — | — | 36.000 | 114.800 | — | C | — | — | — | BRP | 3 | BRP | 3.0 | BRP | — | | — | | — | | — | |
| 1945 23 | 21 | 13 | 0.00 | LM | — | — | 36.000 | 114.800 | — | C | — | — | — | BRP | 4 | BRP | 3.7 | BRP | — | | — | | — | | — | |
| 1945 APR 23 | 3 | 3 | 54.00 | | — | — | 36.300 | 118.000 | — | D | — | 16.00* | — | PAS | 1 | BRP | 2.0 | BRP | 3.1 | PAS | — | | — | | 3.1 | BRK |
| 1945 MAY 15 | 18 | 28 | 16.00 | | — | — | 35.750 | 116.567 | — | C | — | 16.00* | — | PAS | 1 | BRP | — | | 3.1 | PAS | — | | — | | — | |
| 1945 JUN 14 | 3 | 31 | 15.66 | | — | — | 36.941 | 117.441 | — | | — | 8.00* | — | GDY | 6 | BRP | 5.0 | BRP | 5.0 | BRK | — | | — | | 5.0 | PAS |

SGB HISTORICAL HYPOCENTER SUMMARY 1868-1978

| DATE (UTC) | ORIGIN TIME HR MN SEC | HYPOCENTER FLAG | RMS | NO | LATITUDE | LONGITUDE | ERH | Q | GAP | DEPTH | ERZ | REF | INTENSITY I | REF | MAGNITUDE MS | REF | ML | REF | MD | REF | mb | REF | OTH | REF |
|---|---|---|---|---|---|---|---|---|---|---|---|---|---|---|---|---|---|---|---|---|---|---|---|---|
| 1945 JUL 26 | 10:10:58.77 | | — | — | 36.104 | 117.986 | — | C | — | 6.70 | — | PAS | 2 | BRP | 3.3 | BRP | 4.1 | PAS | — | | — | | 4.1 | BRK |
| 1945 27 | 9:31: 0.00 | LM | — | — | 36.000 | 114.800 | — | H | — | — | — | BRP | 2 | BRP | 2.3 | BRP | — | | — | | — | | — | |
| 1945 31 | 4:48: 0.00 | LM | — | — | 36.000 | 114.800 | — | H | — | — | — | BRP | 3 | BRP | 3.0 | BRP | — | | — | | — | | — | |
| 1945 AUG 11 | 11:14:59.00 | | — | — | 37.420 | 117.330 | — | C | — | — | — | BRK | 3 | BRP | — | | 3.3 | BRK | — | | — | | 3.3 | PAS |
| 1945 SEP 11 | 2: 1: 8.00 | | — | — | 36.533 | 117.167 | — | C | — | 16.00* | — | PAS | 1 | BRP | — | | 3.4 | PAS | — | | — | | 3.4 | BRK |
| 1945 OCT 27 | 7:17: 0.00 | LM | — | — | 36.000 | 114.800 | — | H | — | — | — | BRP | 4 | BRP | 3.7 | BRP | — | | — | | — | | — | |
| 1945 NOV 7 | 20:25: 0.00 | LM | — | — | 36.000 | 114.800 | — | H | — | — | — | BRP | 4 | BRP | 3.7 | BRP | — | | — | | — | | — | |
| 1945 16 | 8:49: 0.00 | LM | — | — | 36.000 | 114.800 | — | H | — | — | — | BRP | 2 | BRP | 2.3 | BRP | — | | — | | — | | — | |
| 1945 28 | 7:51: 0.00 | LM | — | — | 36.000 | 114.800 | — | H | — | — | — | BRP | 4 | BRP | 3.7 | BRP | — | | — | | — | | — | |
| 1945 DEC 2 | 2:10: 0.00 | LM | — | — | 36.000 | 114.800 | — | H | — | — | — | BRP | 4 | BRP | 3.7 | BRP | — | | — | | — | | — | |
| 1945 18 | 1:13: 0.00 | LM | — | — | 36.000 | 114.800 | — | H | — | — | — | BRP | 4 | BRP | 3.7 | BRP | — | | — | | — | | — | |
| 1946 JAN 7 | 23: 0: 0.00 | LM | — | — | 36.000 | 114.800 | — | H | — | — | — | BRP | 3 | BRP | 3.0 | BRP | — | | — | | — | | — | |
| 1946 8 | 11:13: 0.00 | LM | — | — | 36.000 | 114.800 | — | H | — | — | — | BRP | 3 | BRP | 3.0 | BRP | — | | — | | — | | — | |
| 1946 FEB 14 | 10:45: 0.00 | LM | — | — | 36.000 | 114.800 | — | H | — | — | — | BRP | 3 | BRP | 3.0 | BRP | — | | — | | — | | — | |
| 1946 16 | 2:12: 0.00 | LM | — | — | 36.000 | 114.800 | — | H | — | — | — | BRP | 4 | BRP | 3.7 | BRP | — | | — | | — | | — | |
| 1946 16 | 2:43: 0.00 | LM | — | — | 36.000 | 114.800 | — | H | — | — | — | BRP | 4 | BRP | 3.7 | BRP | — | | — | | — | | — | |
| 1946 MAR 11 | 0:16: 0.00 | LM | — | — | 36.000 | 114.800 | — | H | — | — | — | BRP | 3 | BRP | 3.0 | BRP | — | | — | | — | | — | |
| 1946 11 | 5:18: 0.00 | LM | — | — | 36.000 | 114.800 | — | H | — | — | — | BRP | 1 | BRP | 1.7 | BRP | — | | — | | — | | — | |
| 1946 11 | 13:46: 0.00 | LM | — | — | 36.000 | 114.800 | — | H | — | — | — | BRP | 2 | BRP | 2.3 | BRP | — | | — | | — | | — | |
| 1946 12 | 11:45: 0.00 | LM | — | — | 36.000 | 114.800 | — | H | — | — | — | BRP | 4 | BRP | 3.7 | BRP | — | | — | | — | | — | |
| 1946 14 | 9:17: 0.00 | LM | — | — | 36.000 | 114.800 | — | H | — | — | — | BRP | 2 | BRP | 2.3 | BRP | — | | — | | — | | — | |
| 1946 15 | 3:25: 0.00 | LM | — | — | 36.000 | 114.800 | — | H | — | — | — | BRP | 4 | BRP | 3.7 | BRP | — | | — | | — | | — | |
| 1946 15 | 13:21: 1.06 | | — | — | 35.731 | 117.978 | — | | — | 8.00* | — | GDY | 6 | BRP | 5.1 | BRP | 5.2 | PAS | — | | — | | 5.2 | GDY |
| 1946 15 | 13:49:36.56 | | — | — | 35.683 | 117.899 | — | | — | 8.00* | — | GDY | — | | — | | — | | — | | — | | — | |
| 1946 15 | 19:18:54.26 | | — | — | 35.660 | 117.886 | — | | — | 8.00* | — | GDY | 6 | BRP | 5.4 | BRP | 5.4 | PAS | — | | — | | 5.4 | GDY |
| 1946 16 | 9:46:18.70 | | — | — | 35.704 | 117.927 | — | | — | 8.00* | — | GDY | — | | — | | — | | — | | — | | — | |
| 1946 17 | 4:52: 0.00 | LM | — | — | 36.000 | 114.800 | — | H | — | — | — | BRP | 2 | BRP | 2.3 | BRP | — | | — | | — | | — | |
| 1946 17 | 14:45:53.00 | | — | — | 38.300 | 117.900 | — | D | — | — | — | BRK | 5 | BRK | — | | 5.0 | BRK | — | | — | | 5.0 | PAS |
| 1946 18 | 15:49:26.48 | | — | — | 35.715 | 117.790 | — | | — | 8.00* | — | GDY | 6 | BRK | 4.2 | BRP | 4.8 | PAS | — | | — | | 4.8 | BRK |
| 1946 18 | 15:50:41.23 | | — | — | 35.704 | 117.877 | — | | — | 8.00* | — | GDY | 6 | PDX | 5.3 | BRP | 5.3 | PAS | — | | — | | 5.3 | GDY |
| 1946 24 | 5:17:27.80 | | — | — | 35.738 | 117.981 | — | A | — | 16.00* | — | PAS | 2 | BRP | 3.3 | BRP | 4.1 | PAS | — | | — | | — | |
| 1946 26 | 8:38: 0.00 | | — | — | 35.900 | 118.000 | — | D | — | — | — | BRK | — | | — | | — | | — | | — | | — | |
| 1946 APR 3 | 3: 7:57.00 | | — | — | 35.700 | 118.000 | — | C | — | 16.00* | — | PAS | — | | 1.3 | BRP | 2.6 | PAS | — | | — | | — | |
| 1946 3 | 3:20:58.00 | | — | — | 35.700 | 118.000 | — | C | — | 16.00* | — | PAS | — | | 0.7 | BRP | 2.1 | PAS | — | | — | | — | |
| 1946 3 | 3:39:26.00 | | — | — | 35.700 | 118.000 | — | C | — | 16.00* | — | PAS | — | | 0.5 | BRP | 2.0 | PAS | — | | — | | — | |
| 1946 3 | 15:38:27.00 | | — | — | 35.700 | 118.000 | — | C | — | 16.00* | — | PAS | — | | 1.6 | BRP | 2.8 | PAS | — | | — | | — | |
| 1946 4 | 15:44:31.00 | | — | — | 35.700 | 118.000 | — | C | — | 16.00* | — | PAS | 1 | BRP | 2.8 | BRP | 3.7 | PAS | — | | — | | — | |
| 1946 6 | 3:59:25.00 | | — | — | 35.700 | 118.000 | — | C | — | 16.00* | — | PAS | 1 | BRP | 2.1 | BRP | 3.2 | PAS | — | | — | | — | |
| 1946 7 | 8:28:31.00 | | — | — | 35.700 | 118.000 | — | C | — | 16.00* | — | PAS | 1 | BRP | 2.9 | BRP | 3.8 | PAS | — | | — | | — | |
| 1946 8 | 15:36:20.00 | | — | — | 35.700 | 118.000 | — | C | — | 16.00* | — | PAS | 1 | BRP | 2.2 | BRP | 3.3 | PAS | — | | — | | — | |
| 1946 9 | 0:35:47.00 | | — | — | 35.700 | 118.000 | — | C | — | 16.00* | — | PAS | — | | 0.7 | BRP | 2.1 | PAS | — | | — | | — | |
| 1946 9 | 3:14:28.00 | | — | — | 35.700 | 118.000 | — | C | — | 16.00* | — | PAS | — | | 1.5 | BRP | 2.7 | PAS | — | | — | | — | |
| 1946 9 | 5: 9:40.00 | | — | — | 35.700 | 118.000 | — | C | — | 16.00* | — | PAS | 1 | BRP | 2.0 | BRP | 3.1 | PAS | — | | — | | — | |
| 1946 9 | 10:17:53.00 | | — | — | 35.700 | 118.000 | — | C | — | 16.00* | — | PAS | 1 | BRP | 2.8 | BRP | 3.7 | PAS | — | | — | | — | |
| 1946 10 | 12:21: 0.00 | | — | — | 35.700 | 118.000 | — | C | — | 16.00* | — | PAS | — | | 1.3 | BRP | 2.6 | PAS | — | | — | | — | |
| 1946 11 | 23:35:40.00 | | — | — | 35.700 | 118.000 | — | C | — | 16.00* | — | PAS | 1 | BRP | 2.6 | BRP | 3.6 | PAS | — | | — | | — | |
| 1946 12 | 10:34:33.72 | | — | — | 35.687 | 117.869 | — | B | — | 1.00* | — | PAS | 2 | BRP | 3.2 | BRP | 4.0 | PAS | — | | — | | — | |
| 1946 12 | 20: 2:37.00 | | — | — | 35.700 | 118.000 | — | C | — | 16.00* | — | PAS | 1 | BRP | 2.9 | BRP | 3.8 | PAS | — | | — | | — | |

| DATE (UTC) | ORIGIN TIME HR MN SEC | HYPOCENTER FLAG | RMS | NO | LATITUDE | LONGITUDE | ERH | Q | GAP | DEPTH | ERZ | REF | INTENSITY I | REF | MAGNITUDE MS | REF | ML | REF | MD | REF | mb | REF | OTH | REF |
|---|---|---|---|---|---|---|---|---|---|---|---|---|---|---|---|---|---|---|---|---|---|---|---|---|
| 1946 APR 13 | 0: 0:18.00 | | — | — | 35.700 | 118.000 | — | C | — | 16.00* | — | PAS | 1 | BRP | 2.8 | BRP | 3.7 | PAS | — | | — | | — | |
| 1946 13 | 15:46:57.00 | | — | — | 35.700 | 118.000 | — | C | — | 16.00* | — | PAS | 1 | BRP | 2.6 | BRP | 3.6 | PAS | — | | — | | — | |
| 1946 13 | 15:48:59.00 | | — | — | 35.700 | 118.000 | — | C | — | 16.00* | — | PAS | 1 | BRP | 2.8 | BRP | 3.7 | PAS | — | | — | | — | |
| 1946 16 | 22:56: 8.00 | | — | — | 35.700 | 118.000 | — | C | — | 16.00* | — | PAS | 1 | BRP | 2.9 | BRP | 3.8 | PAS | — | | — | | — | |
| 1946 19 | 1:14:50.00 | | — | — | 35.700 | 118.000 | — | C | — | 16.00* | — | PAS | 1 | BRP | 2.0 | BRP | 3.1 | PAS | — | | — | | — | |
| 1946 27 | 2:18:24.00 | | — | — | 38.500 | 118.000 | — | D | — | — | — | BRK | — | | — | | 4.7 | BRK | — | | — | | 4.7 | RYC |
| 1946 27 | 22:37:23.84 | | — | — | 35.723 | 117.891 | — | C | — | 1.00* | — | PAS | 2 | BRP | 3.3 | BRP | 4.1 | PAS | — | | — | | — | |
| 1946 MAY 1 | 17:30:10.00 | | — | — | 37.080 | 118.000 | — | C | — | — | — | BRK | 4 | BRK | 3.2 | BRP | 4.0 | BRK | — | | — | | 4.0 | PAS |
| 1946 4 | 4:25:12.00 | | — | — | 35.700 | 118.000 | — | C | — | 16.00* | — | PAS | — | | 1.6 | BRP | 2.8 | PAS | — | | — | | — | |
| 1946 4 | 5:44:52.00 | | — | — | 35.700 | 118.000 | — | C | — | 16.00* | — | PAS | — | | 1.3 | BRP | 2.6 | PAS | — | | — | | — | |
| 1946 5 | 9: 3:43.66 | | — | — | 35.697 | 117.836 | — | C | — | 2.30 | — | PAS | 2 | BRP | 3.4 | BRP | 4.2 | PAS | — | | — | | — | |
| 1946 6 | 11: 1:11.00 | | — | — | 35.700 | 118.000 | — | C | — | 16.00* | — | PAS | 1 | BRP | 2.6 | BRP | 3.6 | PAS | — | | — | | — | |
| 1946 9 | 22:45:43.00 | | — | — | 35.700 | 118.000 | — | C | — | 16.00* | — | PAS | — | | 1.7 | BRP | 2.9 | PAS | — | | — | | — | |
| 1946 11 | 11:45:29.00 | | — | — | 35.700 | 118.000 | — | C | — | 16.00* | — | PAS | 1 | BRP | 2.1 | BRP | 3.2 | PAS | — | | — | | — | |
| 1946 13 | 1:16:57.00 | | — | — | 36.050 | 117.917 | — | B | — | 16.00* | — | PAS | — | | 1.8 | BRP | 3.0 | PAS | — | | — | | 3.0 | BRK |
| 1946 13 | 1:18:33.00 | | — | — | 36.050 | 117.917 | — | B | — | 16.00* | — | PAS | — | | 1.8 | BRP | 3.0 | PAS | — | | — | | 3.0 | BRK |
| 1946 13 | 1:26: 9.00 | | — | — | 36.050 | 117.917 | — | B | — | 16.00* | — | PAS | — | | 1.7 | BRP | 2.9 | PAS | — | | — | | 2.9 | BRK |
| 1946 13 | 8:12:59.00 | | — | — | 35.700 | 118.000 | — | C | — | 16.00* | — | PAS | 1 | BRP | 2.0 | BRP | 3.1 | PAS | — | | — | | — | |
| 1946 13 | 11:38:21.00 | | — | — | 35.700 | 118.000 | — | C | — | 16.00* | — | PAS | — | | 1.8 | BRP | 3.0 | PAS | — | | — | | — | |
| 1946 14 | 12:29:57.00 | | — | — | 35.700 | 118.000 | — | C | — | 16.00* | — | PAS | — | | 1.7 | BRP | 2.9 | PAS | — | | — | | — | |
| 1946 14 | 14:32:58.00 | | — | — | 35.700 | 118.000 | — | C | — | 16.00* | — | PAS | — | | 0.9 | BRP | 2.3 | PAS | — | | — | | — | |
| 1946 15 | 4: 5:35.00 | | — | — | 35.700 | 118.000 | — | C | — | 16.00* | — | PAS | — | | 0.7 | BRP | 2.1 | PAS | — | | — | | — | |
| 1946 15 | 5:24:43.00 | | — | — | 35.700 | 118.000 | — | C | — | 16.00* | — | PAS | — | | 1.6 | BRP | 2.8 | PAS | — | | — | | — | |
| 1946 19 | 0:30:45.00 | | — | — | 35.700 | 118.000 | — | C | — | 16.00* | — | PAS | 1 | BRP | 2.5 | BRP | 3.5 | PAS | — | | — | | — | |
| 1946 20 | 4:34: 8.00 | | — | — | 35.700 | 118.000 | — | C | — | 16.00* | — | PAS | — | | 1.5 | BRP | 2.7 | PAS | — | | — | | — | |
| 1946 20 | 13:47:28.00 | | — | — | 35.667 | 117.500 | — | C | — | 16.00* | — | PAS | — | | 1.6 | BRP | 2.8 | PAS | — | | — | | — | |
| 1946 20 | 17: 6:53.00 | | — | — | 35.700 | 118.000 | — | C | — | 16.00* | — | PAS | — | | 1.8 | BRP | 3.0 | PAS | — | | — | | — | |
| 1946 22 | 19: 0:53.00 | | — | — | 36.133 | 117.950 | — | B | — | 16.00* | — | PAS | — | | 1.2 | BRP | 2.5 | PAS | — | | — | | 2.5 | BRK |
| 1946 23 | 4:46:34.00 | | — | — | 35.700 | 118.000 | — | C | — | 16.00* | — | PAS | — | | 0.4 | BRP | 1.9 | PAS | — | | — | | — | |
| 1946 24 | 6:19:27.00 | | — | — | 36.050 | 117.917 | — | C | — | 16.00* | — | PAS | — | | 1.6 | BRP | 2.8 | PAS | — | | — | | 2.8 | BRK |
| 1946 28 | 0: 6: 9.00 | | — | — | 35.700 | 118.000 | — | C | — | 16.00* | — | PAS | — | | 1.6 | BRP | 2.8 | PAS | — | | — | | — | |
| 1946 31 | 8:47:54.00 | | — | — | 35.700 | 118.000 | — | C | — | 16.00* | — | PAS | 1 | BRP | 2.2 | BRP | 3.3 | PAS | — | | — | | — | |
| 1946 JUN 1 | 20:28:50.00 | | — | — | 35.883 | 117.367 | — | C | — | 16.00* | — | PAS | 1 | BRP | 2.5 | BRP | 3.5 | PAS | — | | — | | 3.5 | BRK |
| 1946 10 | 4:26:44.00 | | — | — | 35.700 | 118.000 | — | C | — | 16.00* | — | PAS | — | | 1.7 | BRP | 2.9 | PAS | — | | — | | — | |
| 1946 10 | 14: 4:14.69 | | — | — | 35.788 | 117.752 | — | B | — | 7.40 | — | PAS | 1 | BRP | 2.8 | BRP | 3.7 | PAS | — | | — | | — | |
| 1946 11 | 9:25: 9.00 | | — | — | 35.700 | 118.000 | — | C | — | 16.00* | — | PAS | 1 | BRP | 2.2 | BRP | 3.3 | PAS | — | | — | | — | |
| 1946 12 | 18: 0:16.00 | | — | — | 35.700 | 118.000 | — | C | — | 16.00* | — | PAS | 1 | BRP | 2.2 | BRP | 3.3 | PAS | — | | — | | — | |
| 1946 12 | 20:20:43.11 | | — | — | 35.733 | 117.937 | — | B | — | 4.00* | — | PAS | 1 | BRP | 2.6 | BRP | 3.6 | PAS | — | | — | | — | |
| 1946 14 | 1:26: 0.00 | | — | — | 35.900 | 118.000 | — | D | — | 16.00* | — | PAS | — | | 1.3 | BRP | 2.6 | PAS | — | | — | | — | |
| 1946 15 | 9:21: 0.00 | LM | — | — | 36.000 | 114.800 | — | H | — | — | — | BRP | 2 | BRP | 2.3 | BRP | — | | — | | — | | — | |
| 1946 16 | 13:32:37.00 | | — | — | 35.700 | 118.000 | — | C | — | 16.00* | — | PAS | 1 | BRP | 2.1 | BRP | 3.2 | PAS | — | | — | | — | |
| 1946 17 | 16:26: 7.00 | | — | — | 35.700 | 118.000 | — | C | — | 16.00* | — | PAS | — | | 0.7 | BRP | 2.1 | PAS | — | | — | | — | |
| 1946 20 | 15:45:56.00 | | — | — | 35.700 | 118.000 | — | C | — | 16.00* | — | PAS | — | | 1.3 | BRP | 2.6 | PAS | — | | — | | — | |
| 1946 20 | 18:33:32.00 | | — | — | 35.700 | 118.000 | — | C | — | 16.00* | — | PAS | 1 | BRP | 2.0 | BRP | 3.1 | PAS | — | | — | | — | |
| 1946 21 | 0:59:54.00 | | — | — | 35.700 | 118.000 | — | C | — | 16.00* | — | PAS | — | | 1.2 | BRP | 2.5 | PAS | — | | — | | — | |
| 1946 25 | 20:25:19.00 | | — | — | 35.750 | 117.533 | — | C | — | 16.00* | — | PAS | 1 | BRP | 2.4 | BRP | 3.4 | PAS | — | | — | | — | |
| 1946 26 | 2:14: 4.00 | | — | — | 35.750 | 117.533 | — | C | — | 16.00* | — | PAS | 1 | BRP | 2.4 | BRP | 3.4 | PAS | — | | — | | — | |
| 1946 29 | 15:41:55.00 | | — | — | 35.700 | 118.000 | — | C | — | 16.00* | — | PAS | — | | 0.8 | BRP | 2.2 | PAS | — | | — | | — | |

SGB HISTORICAL HYPOCENTER SUMMARY 1868-1978

| DATE (UTC) | ORIGIN TIME HR MN SEC | HYPOCENTER FLAG | RMS | NO | LATITUDE | LONGITUDE | ERH | Q | GAP | DEPTH | ERZ | REF | INTENSITY I | REF | MAGNITUDE MS | REF | ML | REF | MD | REF | mb | REF | OTH | REF |
|---|---|---|---|---|---|---|---|---|---|---|---|---|---|---|---|---|---|---|---|---|---|---|---|---|
| 1946 JUL 7 | 7:22: 0.00 | | — | — | 35.700 | 118.000 | — | C | — | 16.00* | — | PAS | 1 | BRP | 2.5 | BRP | 3.5 | PAS | — | | — | | — | |
| 1946 9 | 3:19: 0.67 | | — | — | 35.658 | 117.857 | — | B | — | 1.00* | — | PAS | 1 | BRP | 2.9 | BRP | 3.8 | PAS | — | | — | | — | |
| 1946 13 | 12: 0:33.00 | | — | — | 35.700 | 117.600 | — | C | — | 16.00* | — | PAS | 1 | BRP | 2.4 | BRP | 3.4 | PAS | — | | — | | — | |
| 1946 13 | 17:14: 0.00 | LM | — | — | 36.000 | 114.800 | — | H | — | — | — | BRP | 2 | BRP | 2.3 | BRP | — | | — | | — | | — | |
| 1946 14 | 16:57: 0.00 | LM | — | — | 36.000 | 114.800 | — | H | — | — | — | BRP | 2 | BRP | 2.3 | BRP | — | | — | | — | | — | |
| 1946 14 | 21:23: 0.00 | LM | — | — | 36.000 | 114.800 | — | H | — | — | — | BRP | 2 | BRP | 2.3 | BRP | — | | — | | — | | — | |
| 1946 17 | 16:38: 2.00 | | — | — | 35.683 | 117.583 | — | C | — | 16.00* | — | PAS | 1 | BRP | 2.5 | BRP | 3.5 | PAS | — | | — | | — | |
| 1946 18 | 5: 2: 1.99 | | — | — | 35.657 | 117.560 | — | C | — | 1.00* | — | PAS | 2 | BRP | 3.0 | BRP | 3.9 | PAS | — | | — | | — | |
| 1946 22 | 15:19:32.92 | | — | — | 35.752 | 117.744 | — | B | — | 5.00* | — | PAS | 4 | PDX | 3.3 | BRP | 4.1 | PAS | — | | — | | — | |
| 1946 23 | 11:25:58.00 | | — | — | 35.833 | 118.000 | — | C | — | 16.00* | — | PAS | 1 | BRP | 2.4 | BRP | 3.4 | PAS | — | | — | | 3.4 | BRK |
| 1946 28 | 5:14:11.00 | | — | — | 35.667 | 117.833 | — | C | — | 16.00* | — | PAS | 1 | BRP | 2.1 | BRP | 3.2 | PAS | — | | — | | — | |
| 1946 29 | 14:36:53.00 | | — | — | 35.700 | 118.000 | — | C | — | 16.00* | — | PAS | — | | 1.7 | BRP | 2.9 | PAS | — | | — | | — | |
| 1946 AUG 10 | 21:28:28.00 | | — | — | 36.483 | 117.917 | — | B | — | 16.00* | — | PAS | — | | 1.8 | BRP | 3.0 | PAS | — | | — | | 3.0 | BRK |
| 1946 31 | 9:10:12.80 | | — | — | 35.646 | 117.896 | — | A | — | 16.00* | — | PAS | 4 | PDX | 3.4 | BRP | 4.2 | PAS | — | | — | | — | |
| 1946 SEP 5 | 17:38:39.38 | | — | — | 35.938 | 117.878 | — | C | — | 18.70 | — | PAS | 1 | BRP | 2.8 | BRP | 3.7 | PAS | — | | — | | 3.7 | BRK |
| 1946 13 | 16:13: 7.00 | | — | — | 35.600 | 117.667 | — | C | — | 16.00* | — | PAS | 1 | BRP | 2.5 | BRP | 3.5 | PAS | — | | — | | — | |
| 1946 14 | 9: 3:27.00 | | — | — | 35.667 | 117.983 | — | C | — | 16.00* | — | PAS | 1 | BRP | 2.4 | BRP | 3.4 | PAS | — | | — | | — | |
| 1946 14 | 17:18:38.00 | | — | — | 36.067 | 117.317 | — | C | — | 16.00* | — | PAS | 1 | BRP | 2.0 | BRP | 3.1 | PAS | — | | — | | 3.1 | BRK |
| 1946 23 | 18:20:27.00 | | — | — | 35.683 | 117.650 | — | C | — | 16.00* | — | PAS | — | | 1.8 | BRP | 3.0 | PAS | — | | — | | — | |
| 1946 29 | 2: 1:13.00 | | — | — | 35.667 | 117.583 | — | C | — | 16.00* | — | PAS | 1 | BRP | 2.1 | BRP | 3.2 | PAS | — | | — | | — | |
| 1946 OCT 1 | 3:19: 3.00 | | — | — | 35.667 | 117.583 | — | C | — | 16.00* | — | PAS | 1 | BRP | 2.0 | BRP | 3.1 | PAS | — | | — | | — | |
| 1946 2 | 11:28: 0.00 | LM | — | — | 36.000 | 114.800 | — | H | — | — | — | BRP | 2 | BRP | 2.3 | BRP | — | | — | | — | | — | |
| 1946 4 | 14:42: 0.00 | LM | — | — | 36.000 | 114.800 | — | H | — | — | — | BRP | 4 | BRP | 3.7 | BRP | — | | — | | — | | — | |
| 1946 6 | 7:19: 0.00 | LM | — | — | 36.000 | 114.800 | — | H | — | — | — | BRP | 3 | BRP | 3.0 | BRP | — | | — | | — | | — | |
| 1946 6 | 16: 0: 0.00 | LM | — | — | 36.000 | 114.800 | — | H | — | — | — | BRP | 4 | BRP | 3.7 | BRP | — | | — | | — | | — | |
| 1946 14 | 10:39:18.00 | | — | — | 35.700 | 117.950 | — | C | — | 16.00* | — | PAS | 1 | BRP | 2.4 | BRP | 3.4 | PAS | — | | — | | — | |
| 1946 14 | 10:52: 5.00 | | — | — | 35.700 | 117.950 | — | C | — | 16.00* | — | PAS | — | | 1.6 | BRP | 2.8 | PAS | — | | — | | — | |
| 1946 20 | 3:59:11.00 | | — | — | 35.600 | 116.900 | — | D | — | 16.00* | — | PAS | — | | 1.8 | BRP | 3.0 | PAS | — | | — | | — | |
| 1946 NOV 4 | 5:14: 0.00 | LM | — | — | 36.000 | 114.800 | — | H | — | — | — | BRP | 4 | BRP | 3.7 | BRP | — | | — | | — | | — | |
| 1946 16 | 13:31: 0.00 | LM | — | — | 36.000 | 114.800 | — | H | — | — | — | BRP | 4 | BRP | 3.7 | BRP | — | | — | | — | | — | |
| 1946 24 | 21:30:14.00 | | — | — | 36.600 | 117.867 | — | C | — | 16.00* | — | PAS | 1 | BRP | 2.9 | BRP | 3.8 | PAS | — | | — | | 3.8 | BRK |
| 1946 DEC 1 | 5:16:29.00 | | — | — | 37.250 | 117.200 | — | C | — | — | — | BRK | 3 | BRP | 3.2 | BRP | 3.2 | BRK | — | | — | | 3.2 | PAS |
| 1946 1 | 6:23: 3.00 | | — | — | 37.170 | 117.330 | — | C | — | — | — | BRK | 3 | BRP | 3.5 | BRP | 3.5 | BRK | — | | — | | 3.5 | PAS |
| 1946 1 | 11:54:35.00 | | — | — | 37.200 | 117.320 | — | C | — | — | — | BRK | 3 | BRP | 3.2 | BRP | 3.3 | BRK | — | | — | | 3.3 | PAS |
| 1946 6 | 11:36: 0.00 | LM | — | — | 36.000 | 114.800 | — | H | — | — | — | BRP | 4 | BRP | 3.7 | BRP | — | | — | | — | | — | |
| 1946 7 | 1:58: 0.00 | | — | — | 37.300 | 117.300 | — | | — | — | — | RYC | — | | — | | — | | — | | — | | 3.5 | RYC |
| 1946 7 | 2: 2:29.00 | | — | — | 37.300 | 117.300 | — | D | — | — | — | BRK | 5 | BRP | 4.1 | BRP | 4.1 | BRK | — | | — | | 4.1 | PAS |
| 1946 9 | 14:35:17.00 | | — | — | 35.767 | 117.783 | — | C | — | 16.00* | — | PAS | — | | 1.8 | BRP | 3.0 | PAS | — | | — | | 3.0 | BRK |
| 1946 26 | 5:28: 1.00 | | — | — | 35.700 | 118.000 | — | D | — | 16.00* | — | PAS | — | | 1.2 | BRP | 2.5 | PAS | — | | — | | — | |
| 1947 JAN 12 | 22:10: 0.00 | | — | — | 36.600 | 117.150 | — | D | — | — | — | BRK | — | | — | | — | | — | | — | | — | |
| 1947 14 | 2:47:48.00 | | — | — | 37.230 | 117.370 | — | C | — | — | — | BRK | — | | — | | 3.9 | BRK | — | | — | | 3.9 | PAS |
| 1947 14 | 2:50:11.00 | | — | — | 37.230 | 117.370 | — | C | — | — | — | BRK | — | | — | | 3.5 | BRK | — | | — | | 3.5 | PAS |
| 1947 18 | 5:30: 3.00 | | — | — | 35.700 | 118.000 | — | C | — | 16.00* | — | PAS | — | | 1.2 | BRP | 2.5 | PAS | — | | — | | — | |
| 1947 FEB 2 | 7:30:42.00 | | — | — | 35.700 | 117.400 | — | C | — | 16.00* | — | PAS | — | | 1.5 | BRP | 2.7 | PAS | — | | — | | — | |
| 1947 2 | 14: 1:23.00 | | — | — | 35.700 | 117.400 | — | C | — | 16.00* | — | PAS | — | | 1.7 | BRP | 2.9 | PAS | — | | — | | — | |
| 1947 10 | 16:40:52.00 | | — | — | 35.700 | 117.850 | — | C | — | 16.00* | — | PAS | — | | 1.5 | BRP | 2.7 | PAS | — | | — | | — | |
| 1947 18 | 7:44:45.00 | | — | — | 37.150 | 117.383 | — | C | — | 16.00* | — | PAS | — | | — | | 3.4 | PAS | — | | — | | 3.4 | BRK |
| 1947 MAR 9 | 21:10:45.18 | | — | — | 35.813 | 117.669 | — | C | — | 0.90 | — | PAS | 5 | BRK | 3.2 | BRP | 4.0 | PAS | — | | — | | 4.0 | BRK |

| DATE (UTC) | ORIGIN TIME HR | MN | SEC | HYPOCENTER FLAG | RMS | NO | LATITUDE | LONGITUDE | ERH | Q | GAP | DEPTH | ERZ | REF | INTENSITY I | REF | MAGNITUDE MS | REF | ML | REF | MD | REF | mb | REF | OTH | REF |
|---|---|---|---|---|---|---|---|---|---|---|---|---|---|---|---|---|---|---|---|---|---|---|---|---|---|---|
| 1947 MAR 12 | 23 | 54 | 10.00 | | — | — | 35.700 | 118.000 | — | C | — | 16.00* | — | PAS | — | | 1.8 | BRP | 3.0 | PAS | — | | — | | — | |
| 1947 29 | 6 | 5 | 0.00 | | — | — | 35.750 | 118.000 | — | D | — | 16.00* | — | PAS | 4 | PDX | 0.9 | BRP | 2.3 | PAS | — | | — | | — | |
| 1947 30 | 13 | 29 | 0.00 | | — | — | 35.750 | 118.000 | — | D | — | 16.00* | — | PAS | 1 | BRP | 2.1 | BRP | 3.2 | PAS | — | | — | | — | |
| 1947 MAY 7 | 12 | 56 | 36.87 | | — | — | 35.649 | 117.936 | — | B | — | 4.00* | — | PAS | 1 | BRP | 2.6 | BRP | 3.6 | PAS | — | | — | | — | |
| 1947 19 | 4 | 42 | 34.00 | LM | — | — | 36.000 | 114.800 | — | H | — | — | — | BRP | 3 | BRP | 3.0 | BRP | — | | — | | — | | — | |
| 1947 19 | 5 | 9 | 4.00 | LM | — | — | 36.000 | 114.800 | — | H | — | — | — | BRP | 3 | BRP | 3.0 | BRP | — | | — | | — | | — | |
| 1947 JUN 6 | 16 | 58 | 11.00 | LM | — | — | 36.000 | 114.800 | — | H | — | — | — | BRP | 3 | BRP | 3.0 | BRP | — | | — | | — | | — | |
| 1947 17 | 14 | 28 | 0.00 | LM | — | — | 36.000 | 114.800 | — | H | — | — | — | BRP | 3 | BRP | 3.0 | BRP | — | | — | | — | | — | |
| 1947 19 | 20 | 7 | 41.00 | LM | — | — | 36.000 | 114.800 | — | H | — | — | — | BRP | 3 | BRP | 3.0 | BRP | — | | — | | — | | — | |
| 1947 20 | 4 | 2 | 19.00 | LM | — | — | 36.000 | 114.800 | — | H | — | — | — | BRP | 3 | BRP | 3.0 | BRP | — | | — | | — | | — | |
| 1947 JUL 19 | 1 | 15 | 0.00 | LM | — | — | 36.000 | 114.800 | — | H | — | — | — | BRP | 4 | BRP | 3.7 | BRP | — | | — | | — | | — | |
| 1947 19 | 4 | 35 | 0.00 | LM | — | — | 36.000 | 114.800 | — | H | — | — | — | BRP | 4 | BRP | 3.7 | BRP | — | | — | | — | | — | |
| 1947 19 | 9 | 55 | 0.00 | LM | — | — | 36.000 | 114.800 | — | H | — | — | — | BRP | 4 | BRP | 3.7 | BRP | — | | — | | — | | — | |
| 1947 27 | 5 | 21 | 0.00 | LM | — | — | 36.000 | 114.800 | — | H | — | — | — | BRP | 4 | BRP | 3.7 | BRP | — | | — | | — | | — | |
| 1947 30 | 22 | 45 | 0.00 | LM | — | — | 36.000 | 114.800 | — | H | — | — | — | BRP | 4 | BRP | 3.7 | BRP | 4.5 | RWL | — | | — | | — | |
| 1947 AUG 16 | 7 | 53 | 18.00 | | — | — | 35.833 | 116.383 | — | C | — | 16.00* | — | PAS | — | | 1.5 | BRP | 2.7 | PAS | — | | — | | — | |
| 1947 23 | 0 | 0 | 1.00 | LM | — | — | 36.000 | 114.800 | — | H | — | — | — | BRP | 3 | BRP | 3.0 | BRP | — | | — | | — | | — | |
| 1947 23 | 11 | 39 | 26.00 | LM | — | — | 36.000 | 114.800 | — | H | — | — | — | BRP | 4 | BRP | 3.7 | BRP | — | | — | | — | | — | |
| 1947 SEP 23 | 6 | 20 | 40.00 | | — | — | 37.150 | 116.000 | — | | — | 16.00* | — | PAS | 3 | BRP | 3.5 | BRP | 3.5 | PAS | — | | — | | 3.5 | RYC |
| 1947 25 | 13 | 57 | 56.00 | LM | — | — | 36.000 | 114.800 | — | H | — | — | — | BRP | 4 | BRP | 3.7 | BRP | — | | — | | — | | — | |
| 1947 25 | 13 | 59 | 54.00 | LM | — | — | 36.000 | 114.800 | — | H | — | — | — | BRP | 4 | BRP | 3.7 | BRP | — | | — | | — | | — | |
| 1947 26 | 21 | 10 | 0.00 | LM | — | — | 36.000 | 114.800 | — | H | — | — | — | BRP | 2 | BRP | 2.3 | BRP | — | | — | | — | | — | |
| 1947 30 | 3 | 5 | 23.00 | LM | — | — | 36.000 | 114.800 | — | H | — | — | — | BRP | 2 | BRP | 2.3 | BRP | — | | — | | — | | — | |
| 1947 30 | 4 | 24 | 55.00 | LM | — | — | 36.000 | 114.800 | — | H | — | — | — | BRP | 4 | BRP | 3.7 | BRP | — | | — | | — | | — | |
| 1947 30 | 21 | 58 | 0.00 | LM | — | — | 36.000 | 114.800 | — | H | — | — | — | BRP | 5 | BRP | 4.3 | BRP | — | | — | | — | | 4.3 | RYC |
| 1947 OCT 9 | 8 | 36 | 48.00 | | — | — | 36.700 | 116.000 | — | D | — | 16.00* | — | PAS | 3 | BRP | 3.5 | BRP | 3.6 | PAS | — | | — | | 3.6 | BRK |
| 1947 21 | 10 | 44 | 40.00 | LM | — | — | 36.000 | 114.800 | — | H | — | — | — | BRP | 4 | BRP | 3.7 | BRP | — | | — | | — | | — | |
| 1947 28 | 23 | 59 | 37.00 | | — | — | 35.967 | 117.667 | — | B | — | 16.00* | — | PAS | 1 | BRP | 2.1 | BRP | 3.2 | PAS | — | | — | | 3.2 | BRK |
| 1947 NOV 3 | 15 | 55 | 17.00 | | — | — | 35.917 | 117.533 | — | B | — | 16.00* | — | PAS | 1 | BRP | 2.2 | BRP | 3.3 | PAS | — | | — | | 3.3 | BRK |
| 1947 DEC 16 | 23 | 8 | 43.00 | | — | — | 35.750 | 117.500 | — | D | — | 16.00* | — | PAS | — | | 1.5 | BRP | 2.7 | PAS | — | | — | | — | |
| 1947 19 | 2 | 36 | 41.00 | | — | — | 36.350 | 117.483 | — | C | — | 16.00* | — | PAS | 1 | BRP | 2.5 | BRP | 3.5 | PAS | — | | — | | 3.5 | BRK |
| 1948 JAN 1 | 6 | 6 | 36.00 | | — | — | 35.700 | 117.717 | — | C | — | 16.00* | — | PAS | — | | 1.3 | BRP | 2.6 | PAS | — | | — | | — | |
| 1948 4 | 1 | 30 | 35.00 | | — | — | 35.833 | 117.733 | — | C | — | 16.00* | — | PAS | 1 | BRP | 2.5 | BRP | 3.5 | PAS | — | | — | | 3.5 | BRK |
| 1948 9 | 8 | 10 | 43.00 | LM | — | — | 36.000 | 114.800 | — | H | — | — | — | BRP | 3 | BRP | 3.0 | BRP | — | | — | | — | | — | |
| 1948 FEB 1 | 8 | 49 | 3.00 | LM | — | — | 36.000 | 114.800 | — | H | — | — | — | BRP | 2 | BRP | 2.3 | BRP | — | | — | | — | | — | |
| 1948 3 | 11 | 25 | 49.00 | LM | — | — | 36.000 | 114.800 | — | H | — | — | — | BRP | 4 | BRP | 3.7 | BRP | — | | — | | — | | — | |
| 1948 6 | 13 | 14 | 13.00 | | — | — | 37.220 | 117.900 | — | C | — | — | — | BRK | 5 | BRK | 3.4 | BRP | 4.2 | BRK | — | | — | | 4.2 | PAS |
| 1948 7 | 10 | 55 | 48.00 | | — | — | 37.220 | 117.900 | — | C | — | — | — | BRK | 1 | BRP | 2.2 | BRP | 3.3 | BRK | — | | — | | 3.3 | PAS |
| 1948 10 | 11 | 15 | 0.00 | | — | — | 37.500 | 117.800 | — | D | — | — | — | BRK | 4 | BRP | 3.7 | BRP | — | | — | | — | | — | |
| 1948 20 | 23 | 6 | 25.00 | LM | — | — | 36.000 | 114.800 | — | H | — | — | — | BRP | 2 | BRP | 2.3 | BRP | — | | — | | — | | — | |
| 1948 29 | 23 | 30 | 3.00 | LM | — | — | 36.000 | 114.800 | — | H | — | — | — | BRP | 2 | BRP | 2.3 | BRP | — | | — | | — | | — | |
| 1948 MAR 24 | 10 | 3 | 55.00 | LM | — | — | 36.000 | 114.800 | — | H | — | — | — | BRP | 2 | BRP | 2.3 | BRP | — | | — | | — | | — | |
| 1948 APR 12 | 11 | 34 | 0.00 | | — | — | 35.750 | 118.000 | — | D | — | 16.00* | — | PAS | — | | 0.5 | BRP | 2.0 | PAS | — | | — | | — | |
| 1948 28 | 6 | 7 | 1.00 | LM | — | — | 36.000 | 114.800 | — | H | — | — | — | BRP | 4 | BRP | 3.7 | BRP | — | | — | | — | | — | |
| 1948 MAY 2 | 18 | 39 | 38.00 | LM | — | — | 36.000 | 114.800 | — | H | — | — | — | BRP | 2 | BRP | 2.3 | BRP | — | | — | | — | | — | |
| 1948 3 | 10 | 32 | 25.00 | LM | — | — | 36.000 | 114.800 | — | H | — | — | — | BRP | 4 | BRP | 3.7 | BRP | — | | — | | — | | — | |
| 1948 3 | 14 | 41 | 6.00 | LM | — | — | 36.000 | 114.800 | — | H | — | — | — | BRP | 4 | BRP | 3.7 | BRP | — | | — | | — | | — | |
| 1948 7 | 8 | 18 | 49.00 | LM | — | — | 36.000 | 114.800 | — | H | — | — | — | BRP | 3 | BRP | 3.0 | BRP | — | | — | | — | | — | |

SGB HISTORICAL HYPOCENTER SUMMARY 1868-1978

| DATE (UTC) | ORIGIN TIME HR MN SEC | HYPOCENTER FLAG | RMS | NO | LATITUDE | LONGITUDE | ERH | Q | GAP | DEPTH | ERZ | REF | INTENSITY I | REF | MAGNITUDE MS | REF | ML | REF | MD | REF | mb | REF | OTH | REF |
|---|---|---|---|---|---|---|---|---|---|---|---|---|---|---|---|---|---|---|---|---|---|---|---|---|
| 1948 MAY 8 | 7:27:34.00 | LM | — | — | 36.000 | 114.800 | — | H | — | — | — | BRP | 3 | BRP | 3.0 | BRP | — | | — | | — | | — | |
| 1948 9 | 0:23:59.00 | LM | — | — | 36.000 | 114.800 | — | H | — | — | — | BRP | 4 | BRP | 3.7 | BRP | — | | — | | — | | — | |
| 1948 9 | 18:53: 4.00 | LM | — | — | 36.000 | 114.800 | — | H | — | — | — | BRP | 5 | BRP | 4.3 | BRP | — | | — | | — | | 4.3 | RYC |
| 1948 9 | 19:23:59.00 | LM | — | — | 36.000 | 114.800 | — | H | — | — | — | BRP | 2 | BRP | 2.3 | BRP | — | | — | | — | | — | |
| 1948 14 | 10:55:46.00 | LM | — | — | 36.000 | 114.800 | — | H | — | — | — | BRP | 2 | BRP | 2.3 | BRP | — | | — | | — | | — | |
| 1948 16 | 17:22:48.00 | LM | — | — | 36.000 | 114.800 | — | H | — | — | — | BRP | 2 | BRP | 2.3 | BRP | — | | — | | — | | — | |
| 1948 22 | 8:19:10.00 | LM | — | — | 36.000 | 114.800 | — | H | — | — | — | BRP | 1 | BRP | 1.7 | BRP | — | | — | | — | | — | |
| 1948 26 | 19:35:12.20 | | — | — | 35.680 | 117.955 | — | A | — | 16.00* | — | PAS | 2 | BRP | 3.3 | BRP | 4.1 | PAS | — | | — | | — | |
| 1948 JUN 9 | 13:24:34.00 | LM | — | — | 36.000 | 114.800 | — | H | — | — | — | BRP | 2 | BRP | 2.3 | BRP | — | | — | | — | | — | |
| 1948 17 | 0:53:47.00 | | — | — | 36.117 | 117.867 | — | B | — | 16.00* | — | PAS | 1 | BRP | 2.4 | BRP | 3.4 | PAS | — | | — | | 3.4 | BRK |
| 1948 17 | 0:55:49.00 | | — | — | 36.117 | 117.867 | — | B | — | 16.00* | — | PAS | — | | 1.8 | BRP | 3.0 | PAS | — | | — | | 3.0 | BRK |
| 1948 17 | 1:10:14.00 | | — | — | 36.117 | 117.867 | — | B | — | 16.00* | — | PAS | — | | 1.3 | BRP | 2.6 | PAS | — | | — | | 2.6 | BRK |
| 1948 JUL 1 | 12: 8: 0.00 | | — | — | 36.500 | 117.000 | — | D | — | — | — | BRK | — | | — | | — | | — | | — | | — | |
| 1948 6 | 13:21: 0.00 | LM | — | — | 36.000 | 114.800 | — | H | — | — | — | BRP | 4 | BRP | 3.7 | BRP | — | | — | | — | | — | |
| 1948 6 | 13:25: 0.00 | LM | — | — | 36.000 | 114.800 | — | H | — | — | — | BRP | 4 | BRP | 3.7 | BRP | — | | — | | — | | — | |
| 1948 15 | 5:32:49.00 | | — | — | 35.750 | 117.917 | — | C | — | 16.00* | — | PAS | — | | 1.8 | BRP | 3.0 | PAS | — | | — | | — | |
| 1948 20 | 6:42:56.00 | LM | — | — | 36.000 | 114.800 | — | H | — | — | — | BRP | 2 | BRP | 2.3 | BRP | — | | — | | — | | — | |
| 1948 AUG 29 | 11:25:57.00 | | — | — | 36.800 | 116.550 | — | C | — | 16.00* | — | PAS | 3 | BRP | 3.4 | BRP | 3.4 | PAS | — | | — | | 3.4 | BRK |
| 1948 30 | 19: 2:21.00 | | — | — | 36.550 | 116.167 | — | C | — | 16.00* | — | PAS | 4 | BRP | 4.0 | BRP | 4.0 | PAS | — | | — | | 4.0 | BRK |
| 1948 SEP 1 | 5:42:17.00 | LM | — | — | 36.000 | 114.800 | — | H | — | — | — | BRP | 4 | BRP | 3.7 | BRP | — | | — | | — | | — | |
| 1948 5 | 21:16:38.00 | LM | — | — | 36.000 | 114.800 | — | H | — | — | — | BRP | 2 | BRP | 2.3 | BRP | — | | — | | — | | — | |
| 1948 OCT 1 | 1:11:21.00 | | — | — | 36.833 | 116.450 | — | D | — | 16.00* | — | PAS | 3 | BRP | 3.5 | BRP | 3.6 | PAS | — | | — | | 3.6 | BRK |
| 1948 12 | 17:59:29.00 | | — | — | 35.667 | 117.667 | — | D | — | 16.00* | — | PAS | — | | 1.6 | BRP | 2.8 | PAS | — | | — | | — | |
| 1948 24 | 22: 6:37.00 | LM | — | — | 36.000 | 114.800 | — | H | — | — | — | BRP | 2 | BRP | 2.3 | BRP | — | | — | | — | | — | |
| 1948 25 | 15:56:29.00 | LM | — | — | 36.000 | 114.800 | — | H | — | — | — | BRP | 2 | BRP | 2.3 | BRP | — | | — | | — | | — | |
| 1948 NOV 2 | 16:48: 8.00 | LM | — | — | 35.983 | 114.783 | — | | — | — | — | PDX | 6 | PDX | — | | 5.0 | RWL | — | | — | | — | |
| 1948 2 | 17:58:34.00 | LM | — | — | 36.000 | 114.800 | — | H | — | — | — | BRP | 4 | BRP | 3.7 | BRP | — | | — | | — | | — | |
| 1948 2 | 23:47:25.00 | LM | — | — | 36.000 | 114.800 | — | H | — | — | — | BRP | 2 | BRP | 2.3 | BRP | — | | — | | — | | — | |
| 1948 4 | 12: 8:55.00 | LM | — | — | 36.000 | 114.800 | — | H | — | — | — | BRP | 4 | BRP | 3.7 | BRP | — | | — | | — | | — | |
| 1948 5 | 23:32:38.00 | LM | — | — | 36.000 | 114.800 | — | H | — | — | — | BRP | 2 | BRP | 2.3 | BRP | — | | — | | — | | — | |
| 1948 9 | 0: 6:31.00 | LM | — | — | 36.000 | 114.800 | — | H | — | — | — | BRP | 2 | BRP | 2.3 | BRP | — | | — | | — | | — | |
| 1948 22 | 0:37: 6.00 | LM | — | — | 36.000 | 114.800 | — | H | — | — | — | BRP | 2 | BRP | 2.3 | BRP | — | | — | | — | | — | |
| 1948 27 | 22: 5:35.00 | | — | — | 35.717 | 117.833 | — | C | — | 16.00* | — | PAS | 1 | BRP | 2.2 | BRP | 3.3 | PAS | — | | — | | — | |
| 1948 DEC 12 | 20:44:55.00 | LM | — | — | 36.000 | 114.800 | — | H | — | — | — | BRP | 2 | BRP | 2.3 | BRP | — | | — | | — | | — | |
| 1949 JAN 7 | 3:37: 5.00 | LM | — | — | 36.000 | 114.800 | — | H | — | — | — | BRP | 4 | BRP | 3.7 | BRP | — | | — | | — | | — | |
| 1949 7 | 4: 4:28.00 | LM | — | — | 36.000 | 114.800 | — | H | — | — | — | BRP | 2 | BRP | 2.3 | BRP | — | | — | | — | | — | |
| 1949 7 | 15:11:32.00 | LM | — | — | 36.000 | 114.800 | — | H | — | — | — | BRP | 3 | BRP | 3.0 | BRP | — | | — | | — | | — | |
| 1949 10 | 15: 8:30.00 | LM | — | — | 36.000 | 114.800 | — | H | — | — | — | BRP | 2 | BRP | 2.3 | BRP | — | | — | | — | | — | |
| 1949 28 | 10: 6:23.00 | | — | — | 36.367 | 116.917 | — | C | — | 16.00* | — | PAS | 1 | BRP | 2.1 | BRP | 3.2 | PAS | — | | — | | 3.2 | BRK |
| 1949 FEB 4 | 10:30:45.00 | LM | — | — | 36.000 | 114.800 | — | H | — | — | — | BRP | 2 | BRP | 2.3 | BRP | — | | — | | — | | — | |
| 1949 6 | 15:56:17.00 | LM | — | — | 36.000 | 114.800 | — | H | — | — | — | BRP | 2 | BRP | 2.3 | BRP | — | | — | | — | | — | |
| 1949 11 | 21: 5:23.30 | | — | — | 36.983 | 117.805 | — | | — | 8.00* | — | GDY | 6 | BRK | 5.5 | BRP | 5.6 | PAS | — | | — | | 5.6 | BRK |
| 1949 12 | 5:25:56.00 | | — | — | 37.080 | 117.750 | — | C | — | — | — | BRK | 6 | PDX | — | | 3.8 | BRK | — | | — | | 3.8 | PAS |
| 1949 APR 10 | 23:45:46.00 | LM | — | — | 36.000 | 114.800 | — | H | — | — | — | BRP | 2 | BRP | 2.3 | BRP | — | | — | | — | | — | |
| 1949 14 | 5:15:58.00 | LM | — | — | 36.000 | 114.800 | — | H | — | — | — | BRP | 4 | BRP | 3.7 | BRP | — | | — | | — | | — | |
| 1949 MAY 4 | 16:19:47.00 | LM | — | — | 36.000 | 114.800 | — | H | — | — | — | BRP | 4 | BRP | 3.7 | BRP | — | | — | | — | | — | |
| 1949 11 | 5:30:19.00 | LM | — | — | 36.000 | 114.800 | — | H | — | — | — | BRP | 2 | BRP | 2.3 | BRP | — | | — | | — | | — | |
| 1949 18 | 9:11:19.00 | | — | — | 35.733 | 117.850 | — | C | — | 16.00* | — | PAS | 1 | BRP | 2.0 | BRP | 3.1 | PAS | — | | — | | — | |

| DATE (UTC) | ORIGIN TIME HR MN SEC | HYPOCENTER FLAG | RMS | NO | LATITUDE | LONGITUDE | ERH | Q | GAP | DEPTH | ERZ | REF | INTENSITY I | REF | MAGNITUDE MS | REF | ML | REF | MD | REF | mb | REF | OTH | REF |
|---|---|---|---|---|---|---|---|---|---|---|---|---|---|---|---|---|---|---|---|---|---|---|---|---|
| 1949 MAY 22 | 11: 5:45.00 | LM | — | — | 36.000 | 114.800 | — | H | — | — | — | BRP | 4 | BRP | 3.7 | BRP | — | | — | | — | | — | |
| 1949 24 | 10:45:49.00 | LM | — | — | 36.000 | 114.800 | — | H | — | — | — | BRP | 3 | BRP | 3.0 | BRP | — | | — | | — | | — | |
| 1949 27 | 4:22:33.00 | | — | — | 35.833 | 117.717 | — | B | — | 16.00* | — | PAS | — | | 1.8 | BRP | 3.0 | PAS | — | | — | | 3.0 | BRK |
| 1949 JUN 14 | 4:54:12.00 | | — | — | 36.050 | 117.333 | — | C | — | 16.00* | — | PAS | 1 | BRP | 2.5 | BRP | 3.5 | PAS | — | | — | | 3.5 | BRK |
| 1949 16 | 6:24:28.00 | | — | — | 36.333 | 116.833 | — | B | — | 16.00* | — | PAS | 1 | BRP | — | | 3.7 | PAS | — | | — | | 3.7 | BRK |
| 1949 JUL 9 | 20:31:34.00 | | — | — | 35.783 | 117.983 | — | B | — | 16.00* | — | PAS | — | | 1.8 | BRP | 3.0 | PAS | — | | — | | 3.0 | BRK |
| 1949 15 | 3:31:53.00 | LM | — | — | 36.000 | 114.800 | — | H | — | — | — | BRP | 2 | BRP | 2.3 | BRP | — | | — | | — | | — | |
| 1949 20 | 5: 2:41.00 | LM | — | — | 36.000 | 114.800 | — | H | — | — | — | BRP | 2 | BRP | 2.3 | BRP | — | | — | | — | | — | |
| 1949 20 | 8: 9:14.00 | LM | — | — | 36.000 | 114.800 | — | H | — | — | — | BRP | 2 | BRP | 2.3 | BRP | — | | — | | — | | — | |
| 1949 20 | 20:37:58.00 | LM | — | — | 36.000 | 114.800 | — | H | — | — | — | BRP | 2 | BRP | 2.3 | BRP | — | | — | | — | | — | |
| 1949 21 | 7: 9: 8.00 | LM | — | — | 36.000 | 114.800 | — | H | — | — | — | BRP | 2 | BRP | 2.3 | BRP | — | | — | | — | | — | |
| 1949 21 | 19:42:17.00 | LM | — | — | 36.000 | 114.800 | — | H | — | — | — | BRP | 2 | BRP | 2.3 | BRP | — | | — | | — | | — | |
| 1949 22 | 9:34:30.00 | LM | — | — | 36.000 | 114.800 | — | H | — | — | — | BRP | 3 | BRP | 3.0 | BRP | — | | — | | — | | — | |
| 1949 23 | 4:29: 8.00 | LM | — | — | 36.000 | 114.800 | — | H | — | — | — | BRP | 2 | BRP | 2.3 | BRP | — | | — | | — | | — | |
| 1949 29 | 8:14: 6.00 | LM | — | — | 36.000 | 114.800 | — | H | — | — | — | BRP | 2 | BRP | 2.3 | BRP | — | | — | | — | | — | |
| 1949 AUG 2 | 11:46:41.00 | LM | — | — | 36.000 | 114.800 | — | H | — | — | — | BRP | 2 | BRP | 2.3 | BRP | — | | — | | — | | — | |
| 1949 8 | 11:12:13.00 | LM | — | — | 36.000 | 114.800 | — | H | — | — | — | BRP | 3 | BRP | 3.0 | BRP | — | | — | | — | | — | |
| 1949 11 | 9:22:26.00 | LM | — | — | 36.000 | 114.800 | — | H | — | — | — | BRP | 2 | BRP | 2.3 | BRP | — | | — | | — | | — | |
| 1949 17 | 2:55:54.00 | LM | — | — | 36.000 | 114.800 | — | H | — | — | — | BRP | 2 | BRP | 2.3 | BRP | — | | — | | — | | — | |
| 1949 17 | 21:41:44.00 | LM | — | — | 36.000 | 114.800 | — | H | — | — | — | BRP | 3 | BRP | 3.0 | BRP | — | | — | | — | | — | |
| 1949 21 | 5:38:23.00 | | — | — | 37.070 | 117.220 | — | C | — | — | — | BRK | 4 | BRP | — | | 3.8 | BRK | — | | — | | 3.8 | PAS |
| 1949 22 | 5:44:59.00 | LM | — | — | 36.000 | 114.800 | — | H | — | — | — | BRP | 4 | BRP | 3.7 | BRP | — | | — | | — | | — | |
| 1949 30 | 3:20:43.00 | | — | — | 35.833 | 116.667 | — | C | — | 16.00* | — | PAS | — | | 1.5 | BRP | 2.7 | PAS | — | | — | | 2.7 | BRK |
| 1949 30 | 20:56:45.00 | | — | — | 36.583 | 117.617 | — | C | — | 16.00* | — | PAS | — | | 1.8 | BRP | 3.0 | PAS | — | | — | | 3.0 | BRK |
| 1949 OCT 8 | 5:34:31.00 | LM | — | — | 36.000 | 114.800 | — | H | — | — | — | BRP | 4 | BRP | 3.7 | BRP | — | | — | | — | | — | |
| 1949 9 | 7:28:46.00 | LM | — | — | 36.000 | 114.800 | — | H | — | — | — | BRP | 2 | BRP | 2.3 | BRP | — | | — | | — | | — | |
| 1949 30 | 6: 9:55.00 | | — | — | 35.833 | 117.583 | — | C | — | 16.00* | — | PAS | — | | 0.5 | BRP | 2.0 | PAS | — | | — | | 2.0 | BRK |
| 1949 NOV 23 | 13:20: 1.00 | | — | — | 35.850 | 117.800 | — | B | — | 16.00* | — | PAS | — | | 1.3 | BRP | 2.6 | PAS | — | | — | | 2.6 | BRK |
| 1949 DEC 6 | 22: 7: 4.00 | | — | — | 38.300 | 117.700 | — | D | — | — | — | BRK | — | | — | | 3.7 | BRK | — | | — | | 3.7 | RYC |
| 1949 8 | 20:44:41.00 | | — | — | 36.917 | 117.250 | — | C | — | 16.00* | — | PAS | 1 | BRP | — | | 3.3 | PAS | — | | — | | 3.3 | BRK |
| 1949 9 | 4:34:49.00 | | — | — | 38.067 | 117.667 | — | B | — | 16.00* | — | PAS | 1 | BRP | — | | 3.1 | PAS | — | | — | | 3.1 | BRK |
| 1949 12 | 1:13: 6.00 | LM | — | — | 36.000 | 114.800 | — | H | — | — | — | BRP | 1 | BRP | 1.7 | BRP | — | | — | | — | | — | |
| 1949 14 | 17:32:21.00 | | — | — | 37.870 | 116.330 | — | C | — | — | — | BRK | 4 | BRP | — | | 3.9 | PAS | — | | — | | 3.9 | BRK |
| 1949 19 | 3:30: 8.00 | | — | — | 35.767 | 118.000 | — | C | — | 16.00* | — | PAS | — | | 1.2 | BRP | 2.5 | PAS | — | | — | | 2.5 | BRK |
| 1949 25 | 9:41: 6.00 | | — | — | 36.133 | 117.950 | — | B | — | 16.00* | — | PAS | — | | 0.7 | BRP | 2.1 | PAS | — | | — | | 2.1 | BRK |
| 1949 25 | 22: 2:30.00 | | — | — | 36.133 | 117.950 | — | B | — | 16.00* | — | PAS | — | | — | | 1.6 | PAS | — | | — | | 1.6 | BRK |
| 1949 31 | 6:16: 6.00 | | — | — | 35.850 | 117.583 | — | B | — | 16.00* | — | PAS | — | | 0.8 | BRP | 2.2 | PAS | — | | — | | 2.2 | BRK |
| 1950 JAN 9 | 22:30: 8.00 | | — | — | 35.683 | 117.883 | — | C | — | 16.00* | — | PAS | — | | — | | 2.8 | PAS | — | | — | | — | |
| 1950 13 | 5: 7:19.00 | | — | — | 37.017 | 116.483 | — | — | — | — | — | PDX | — | | — | | 4.1 | PDX | — | | — | | — | |
| 1950 13 | 15:36:34.00 | LM | — | — | 36.000 | 114.800 | — | H | — | — | — | BRP | 3 | BRP | 3.0 | BRP | — | | — | | — | | — | |
| 1950 20 | 4: 0: 0.00 | | — | — | 38.150 | 117.933 | — | C | — | 16.00* | — | PAS | — | | 0.4 | BRP | 1.9 | PAS | — | | — | | 1.9 | BRK |
| 1950 21 | 21:55: 1.00 | | — | — | 36.300 | 117.833 | — | C | — | 16.00* | — | PAS | — | | 0.3 | BRP | 1.8 | PAS | — | | — | | 1.8 | BRK |
| 1950 28 | 12:10: 5.00 | | — | — | 36.083 | 117.400 | — | C | — | 16.00* | — | PAS | — | | 0.8 | BRP | 2.2 | PAS | — | | — | | 2.2 | BRK |
| 1950 28 | 22:36:21.00 | | — | — | 35.833 | 117.600 | — | B | — | 16.00* | — | PAS | — | | 1.3 | BRP | 2.6 | PAS | — | | — | | 2.6 | BRK |
| 1950 28 | 22:45:11.00 | | — | — | 35.783 | 117.533 | — | — | — | 16.00* | — | PAS | — | | 0.7 | BRP | 2.1 | PAS | — | | — | | 2.1 | BRK |
| 1950 FEB 2 | 13:57:49.00 | | — | — | 35.900 | 117.933 | — | C | — | 16.00* | — | PAS | — | | 0.1 | BRP | 1.7 | PAS | — | | — | | 1.7 | BRK |
| 1950 2 | 14: 7: 2.00 | | — | — | 36.033 | 117.550 | — | C | — | 16.00* | — | PAS | 1 | BRP | 0.1 | BRP | 1.3 | PAS | — | | — | | 1.3 | BRK |
| 1950 6 | 18:33:43.00 | LM | — | — | 36.000 | 114.800 | — | H | — | — | — | BRP | 4 | BRP | 3.7 | BRP | — | | — | | — | | — | |

SGB HISTORICAL HYPOCENTER SUMMARY 1868-1978

| DATE (UTC) | ORIGIN TIME HR MN SEC | HYPOCENTER FLAG | RMS | NO | LATITUDE | LONGITUDE | ERH | Q | GAP | DEPTH | ERZ | REF | INTENSITY I | REF | MAGNITUDE MS | REF | ML | REF | MD | REF | mb | REF | OTH | REF |
|---|---|---|---|---|---|---|---|---|---|---|---|---|---|---|---|---|---|---|---|---|---|---|---|---|
| 1950 FEB 12 | 1: 5:31.00 | | — | — | 36.300 | 117.833 | — | C | — | 16.00* | — | PAS | — | | 0.1 | BRP | 1.7 | PAS | — | | — | | 1.7 | BRK |
| 1950 12 | 3:17: 3.00 | | — | — | 36.300 | 117.833 | — | C | — | 16.00* | — | PAS | — | | — | | 1.6 | PAS | — | | — | | 1.6 | BRK |
| 1950 27 | 5:12:32.00 | | — | — | 36.500 | 116.533 | — | C | — | 16.00* | — | PAS | — | | 1.8 | BRP | 3.0 | PAS | — | | — | | 3.0 | BRK |
| 1950 MAR 12 | 23:11:28.00 | | — | — | 36.100 | 117.900 | — | C | — | 16.00* | — | PAS | — | | — | | 1.6 | PAS | — | | — | | 1.6 | BRK |
| 1950 20 | 12:16:39.00 | | — | — | 35.767 | 117.550 | — | C | — | 16.00* | — | PAS | 1 | BRP | 2.1 | BRP | 3.2 | PAS | — | | — | | 3.2 | BRK |
| 1950 22 | 6:44:40.00 | LM | — | — | 36.000 | 114.800 | — | H | — | — | — | BRP | 4 | BRP | 3.7 | BRP | — | | — | | — | | — | |
| 1950 22 | 14:39:40.00 | | — | — | 36.133 | 117.950 | — | B | — | 16.00* | — | PAS | — | | 0.3 | BRP | 1.8 | PAS | — | | — | | 1.8 | BRK |
| 1950 APR 1 | 23:48:15.00 | | — | — | 36.167 | 117.883 | — | B | — | 16.00* | — | PAS | 4 | BRK | 1.5 | BRP | 2.7 | PAS | — | | — | | 2.7 | BRK |
| 1950 4 | 9:40:52.00 | | — | — | 37.167 | 117.917 | — | B | — | 16.00* | — | PAS | — | | 1.2 | BRP | 2.5 | PAS | — | | — | | 2.5 | BRK |
| 1950 17 | 12:15:32.00 | | — | — | 35.700 | 118.000 | — | C | — | 16.00* | — | PAS | 4 | PDX | 1.7 | BRP | 2.9 | PAS | — | | — | | — | |
| 1950 30 | 15:59: 4.00 | | — | — | 36.083 | 117.967 | — | B | — | 16.00* | — | PAS | 4 | BRK | — | | 3.1 | PAS | — | | — | | 3.1 | BRK |
| 1950 MAY 7 | 8:36:26.00 | LM | — | — | 36.000 | 114.800 | — | H | — | — | — | BRP | 5 | BRP | 4.3 | BRP | — | | — | | — | | 4.3 | RYC |
| 1950 JUN 5 | 19: 2:50.00 | LM | — | — | 36.000 | 114.800 | — | H | — | — | — | BRP | 4 | BRP | 3.7 | BRP | — | | — | | — | | — | |
| 1950 JUL 4 | 2:51:49.00 | LM | — | — | 36.000 | 114.800 | — | H | — | — | — | BRP | 1 | BRP | 1.7 | BRP | — | | — | | — | | — | |
| 1950 4 | 15: 4: 0.00 | LM | — | — | 36.000 | 114.800 | — | H | — | — | — | BRP | 1 | BRP | 1.7 | BRP | — | | — | | — | | — | |
| 1950 7 | 6: 0: 0.00 | LM | — | — | 36.000 | 114.800 | — | H | — | — | — | BRP | 1 | BRP | 1.7 | BRP | — | | — | | — | | — | |
| 1950 11 | 11: 3:10.00 | LM | — | — | 36.000 | 114.800 | — | H | — | — | — | BRP | 1 | BRP | 1.7 | BRP | — | | — | | — | | — | |
| 1950 13 | 11:42: 8.00 | LM | — | — | 36.000 | 114.800 | — | H | — | — | — | BRP | 4 | BRP | 3.7 | BRP | — | | — | | — | | — | |
| 1950 14 | 14:39:59.00 | LM | — | — | 36.000 | 114.800 | — | H | — | — | — | BRP | 4 | BRP | 3.7 | BRP | — | | — | | — | | — | |
| 1950 14 | 20:26:54.00 | LM | — | — | 36.000 | 114.800 | — | H | — | — | — | BRP | 3 | BRP | 3.0 | BRP | — | | — | | — | | — | |
| 1950 15 | 3:53:45.00 | LM | — | — | 36.000 | 114.800 | — | H | — | — | — | BRP | 4 | BRP | 3.7 | BRP | — | | — | | — | | — | |
| 1950 25 | 3:14:50.00 | LM | — | — | 36.000 | 114.800 | — | H | — | — | — | BRP | 4 | BRP | 3.7 | BRP | — | | — | | — | | — | |
| 1950 AUG 23 | 16:48:16.00 | LM | — | — | 36.000 | 114.800 | — | H | — | — | — | BRP | 4 | BRP | 3.7 | BRP | — | | — | | — | | — | |
| 1950 SEP 7 | 8: 7:26.00 | | — | — | 35.750 | 117.583 | — | C | — | 16.00* | — | PAS | 1 | BRP | 2.1 | BRP | 3.2 | PAS | — | | — | | — | |
| 1950 9 | 12:23: 0.00 | | — | — | 35.833 | 117.700 | — | C | — | 16.00* | — | PAS | — | | 1.1 | BRP | 2.4 | PAS | — | | — | | 2.4 | BRK |
| 1950 12 | 13:57: 1.00 | | — | — | 35.833 | 117.700 | — | C | — | 16.00* | — | PAS | — | | 1.3 | BRP | 2.6 | PAS | — | | — | | 2.6 | BRK |
| 1950 13 | 7:14:29.00 | | — | — | 36.000 | 117.583 | — | C | — | 16.00* | — | PAS | — | | 1.6 | BRP | 2.8 | PAS | — | | — | | 2.8 | BRK |
| 1950 OCT 6 | 11: 5: 8.00 | | — | — | 36.017 | 117.750 | — | B | — | 16.00* | — | PAS | — | | 1.5 | BRP | 2.7 | PAS | — | | — | | 2.7 | BRK |
| 1950 6 | 11:47:54.00 | | — | — | 36.017 | 117.750 | — | B | — | 16.00* | — | PAS | — | | 0.9 | BRP | 2.3 | PAS | — | | — | | 2.3 | BRK |
| 1950 6 | 14:52: 0.00 | | — | — | 36.017 | 117.750 | — | B | — | 16.00* | — | PAS | 4 | BRK | 1.7 | BRP | 2.9 | PAS | — | | — | | 2.9 | BRK |
| 1950 6 | 14:55:24.00 | | — | — | 36.017 | 117.750 | — | B | — | 16.00* | — | PAS | — | | 0.7 | BRP | 2.1 | PAS | — | | — | | 2.1 | BRK |
| 1950 6 | 16:38:57.00 | | — | — | 36.017 | 117.750 | — | B | — | 16.00* | — | PAS | — | | 0.5 | BRP | 2.0 | PAS | — | | — | | 2.0 | BRK |
| 1950 13 | 3:48:34.00 | LM | — | — | 36.000 | 114.800 | — | H | — | — | — | BRP | 4 | BRP | 3.7 | BRP | — | | — | | — | | — | |
| 1950 19 | 23:13: 7.00 | | — | — | 35.717 | 117.917 | — | C | — | 16.00* | — | PAS | 1 | BRP | — | | 3.2 | PAS | — | | — | | — | |
| 1950 26 | 23:51:39.00 | LM | — | — | 36.000 | 114.800 | — | H | — | — | — | BRP | 1 | BRP | 1.7 | BRP | — | | — | | — | | — | |
| 1950 31 | 20:28:18.00 | LM | — | — | 36.000 | 114.800 | — | H | — | — | — | BRP | 1 | BRP | 1.7 | BRP | — | | — | | — | | — | |
| 1950 NOV 6 | 18:26:58.00 | | — | — | 36.583 | 115.667 | — | C | — | 16.00* | — | PAS | 4 | BRP | — | | 3.8 | PAS | — | | — | | 3.8 | BRK |
| 1950 17 | 21:15:31.00 | | — | — | 36.000 | 116.417 | — | C | — | 16.00* | — | PAS | — | | 1.3 | BRP | 2.6 | PAS | — | | — | | 2.6 | BRK |
| 1950 18 | 4:57:52.00 | | — | — | 36.000 | 116.417 | — | C | — | 16.00* | — | PAS | 1 | BRP | — | | 3.5 | PAS | — | | — | | 3.5 | BRK |
| 1950 23 | 22:18: 4.00 | | — | — | 36.133 | 117.967 | — | B | — | 16.00* | — | PAS | 1 | BRP | 0.1 | BRP | 1.4 | PAS | — | | — | | 1.4 | BRK |
| 1950 25 | 7:18:36.00 | | — | — | 35.783 | 117.567 | — | C | — | 16.00* | — | PAS | — | | 0.8 | BRP | 2.2 | PAS | — | | — | | 2.2 | BRK |
| 1950 25 | 10:34:53.00 | | — | — | 36.133 | 117.967 | — | B | — | 16.00* | — | PAS | — | | 0.3 | BRP | 1.8 | PAS | — | | — | | 1.8 | BRK |
| 1950 26 | 5:52:52.00 | | — | — | 36.033 | 117.767 | — | C | — | 16.00* | — | PAS | — | | 0.5 | BRP | 2.0 | PAS | — | | — | | 2.0 | BRK |
| 1950 26 | 17:56:20.00 | | — | — | 36.133 | 117.883 | — | D | — | 16.00* | — | PAS | — | | 1.2 | BRP | 2.5 | PAS | — | | — | | 2.5 | BRK |
| 1950 DEC 3 | 21:34: 7.00 | LM | — | — | 36.000 | 114.800 | — | H | — | — | — | BRP | 1 | BRP | 1.7 | BRP | — | | — | | — | | — | |
| 1950 4 | 9:27:42.00 | | — | — | 35.783 | 118.000 | — | B | — | 16.00* | — | PAS | — | | 1.7 | BRP | 2.9 | PAS | — | | — | | 2.9 | BRK |
| 1950 4 | 9:34:30.00 | LM | — | — | 36.000 | 114.800 | — | H | — | — | — | BRP | 2 | BRP | 2.3 | BRP | — | | — | | — | | — | |
| 1950 20 | 9:37:18.00 | | — | — | 36.117 | 117.983 | — | B | — | 16.00* | — | PAS | — | | 0.8 | BRP | 2.2 | PAS | — | | — | | 2.2 | BRK |

| DATE (UTC) | ORIGIN TIME HR MN SEC | HYPOCENTER FLAG | RMS | NO | LATITUDE | LONGITUDE | ERH | Q | GAP | DEPTH | ERZ | REF | INTENSITY I | REF | MAGNITUDE MS | REF | ML | REF | MD | REF | mb | REF | OTH | REF |
|---|---|---|---|---|---|---|---|---|---|---|---|---|---|---|---|---|---|---|---|---|---|---|---|---|
| 1950 DEC 26 | 8:17:37.00 | | — | — | 36.767 | 115.900 | — | C | — | 16.00* | — | PAS | 3 | BRP | 3.5 | BRP | 3.6 | PAS | — | | — | | 3.6 | BRK |
| 1950 29 | 13:12:51.00 | | — | — | 35.800 | 117.950 | — | C | — | 16.00* | — | PAS | — | | 1.1 | BRP | 2.4 | PAS | — | | — | | 2.4 | BRK |
| 1951 JAN 4 | 14: 3:57.00 | | — | — | 37.300 | 118.000 | — | C | — | — | — | BRK | 1 | BRP | 2.9 | BRP | 3.8 | BRK | — | | — | | 3.8 | PAS |
| 1951 4 | 14: 6: 6.00 | | — | — | 37.300 | 118.000 | — | C | — | — | — | BRK | — | | 1.7 | BRP | 2.9 | BRK | — | | — | | 2.9 | PAS |
| 1951 29 | 9:46:27.00 | | — | — | 36.400 | 117.433 | — | B | — | 16.00* | — | PAS | 1 | BRP | 2.1 | BRP | 3.2 | PAS | — | | — | | 3.2 | BRK |
| 1951 30 | 15:34: 2.00 | | — | — | 35.850 | 116.433 | — | C | — | 16.00* | — | PAS | — | | 1.8 | BRP | 3.0 | PAS | — | | — | | 3.0 | BRK |
| 1951 FEB 5 | 13:30:58.00 | LM | — | — | 36.000 | 114.800 | — | H | — | — | — | BRP | 3 | BRP | 3.0 | BRP | — | | — | | — | | — | |
| 1951 8 | 15:14:31.00 | | — | — | 35.850 | 116.433 | — | C | — | 16.00* | — | PAS | — | | 1.6 | BRP | 2.8 | PAS | — | | — | | 2.8 | BRK |
| 1951 9 | 15:46:58.00 | LM | — | — | 36.000 | 114.800 | — | H | — | — | — | BRP | 2 | BRP | 2.3 | BRP | — | | — | | — | | — | |
| 1951 10 | 16: 6:12.00 | LM | — | — | 36.000 | 114.800 | — | H | — | — | — | BRP | 4 | BRP | 3.7 | BRP | — | | — | | — | | — | |
| 1951 11 | 14:45:23.00 | LM | — | — | 36.000 | 114.800 | — | H | — | — | — | BRP | 2 | BRP | 2.3 | BRP | — | | — | | — | | — | |
| 1951 11 | 15:48:16.00 | LM | — | — | 36.000 | 114.800 | — | H | — | — | — | BRP | 2 | BRP | 2.3 | BRP | — | | — | | — | | — | |
| 1951 14 | 23:13:23.00 | LM | — | — | 36.000 | 114.800 | — | H | — | — | — | BRP | 3 | BRP | 3.0 | BRP | — | | — | | — | | — | |
| 1951 MAR 31 | 2: 1:54.00 | | — | — | 36.033 | 117.800 | — | B | — | 16.00* | — | PAS | 4 | BRK | 1.5 | BRP | 2.7 | PAS | — | | — | | 2.7 | BRK |
| 1951 APR 24 | 12:51:34.00 | | — | — | 36.733 | 116.000 | — | C | — | 16.00* | — | PAS | 2 | BRP | 3.0 | BRP | 3.0 | PAS | — | | — | | 3.0 | BRK |
| 1951 JUN 12 | 3:13: 9.00 | | — | — | 36.167 | 117.867 | — | B | — | 16.00* | — | PAS | — | | 0.7 | BRP | 2.1 | PAS | — | | — | | 2.1 | BRK |
| 1951 12 | 14:16: 3.00 | | — | — | 36.167 | 117.867 | — | B | — | 16.00* | — | PAS | — | | 0.5 | BRP | 2.0 | PAS | — | | — | | 2.0 | BRK |
| 1951 12 | 22:21:21.00 | | — | — | 36.167 | 117.867 | — | B | — | 16.00* | — | PAS | 4 | BRK | 2.0 | BRP | 3.1 | PAS | — | | — | | 3.1 | BRK |
| 1951 13 | 19:39:36.00 | | — | — | 36.167 | 117.867 | — | B | — | 16.00* | — | PAS | 4 | BRK | 1.1 | BRP | 2.4 | PAS | — | | — | | 2.4 | BRK |
| 1951 14 | 9:26: 1.00 | | — | — | 36.400 | 116.950 | — | C | — | 16.00* | — | PAS | — | | 1.8 | BRP | 3.0 | PAS | — | | — | | 3.0 | BRK |
| 1951 14 | 22:32:59.00 | LM | — | — | 36.000 | 114.800 | — | H | — | — | — | BRP | 4 | BRP | 3.7 | BRP | — | | — | | — | | — | |
| 1951 15 | 6:18:21.00 | LM | — | — | 36.000 | 114.800 | — | H | — | — | — | BRP | 3 | BRP | 3.0 | BRP | — | | — | | — | | — | |
| 1951 15 | 15:43:28.00 | LM | — | — | 36.000 | 114.800 | — | H | — | — | — | BRP | 4 | BRP | 3.7 | BRP | — | | — | | — | | — | |
| 1951 16 | 5:52:55.32 | | — | — | 37.085 | 117.213 | — | | — | 8.00* | — | GDY | 5 | BRP | 4.5 | BRP | 4.5 | BRK | — | | — | | 4.5 | PAS |
| 1951 16 | 7:27: 3.00 | | — | — | 37.080 | 117.080 | — | C | — | — | — | BRK | 2 | BRP | 3.0 | BRP | 3.0 | BRK | — | | — | | 3.0 | PAS |
| 1951 16 | 14:48:19.00 | | — | — | 37.080 | 117.080 | — | C | — | — | — | BRK | 3 | BRP | 3.0 | BRP | 3.1 | BRK | — | | — | | 3.1 | PAS |
| 1951 16 | 19:52:55.00 | | — | — | 38.000 | 116.500 | — | D | — | — | — | BRP | — | | — | | — | | — | | — | | — | |
| 1951 17 | 7:59:31.00 | LM | — | — | 36.000 | 114.800 | — | H | — | — | — | BRP | 3 | BRP | 3.0 | BRP | — | | — | | — | | — | |
| 1951 25 | 19:45:41.68 | | — | — | 35.772 | 117.948 | — | A | — | 12.40 | — | PAS | 5 | BRK | 4.0 | BRP | 4.6 | PAS | — | | — | | 4.6 | BRK |
| 1951 26 | 1:26:39.12 | | — | — | 35.761 | 117.953 | — | A | — | 8.10 | — | PAS | 4 | BRK | 3.7 | BRP | 4.4 | PAS | — | | — | | 4.4 | BRK |
| 1951 26 | 2: 0:31.00 | | — | — | 35.783 | 117.950 | — | B | — | 16.00* | — | PAS | 1 | BRP | 2.5 | BRP | 3.5 | PAS | — | | — | | 3.5 | BRK |
| 1951 26 | 2: 6:14.90 | | — | — | 35.774 | 117.859 | — | B | — | 8.30 | — | PAS | 1 | BRP | 2.6 | BRP | 3.6 | PAS | — | | — | | 3.6 | BRK |
| 1951 JUL 1 | 0:16:18.72 | | — | — | 35.745 | 117.984 | — | A | — | 4.40 | — | PAS | 3 | BRK | 2.8 | BRP | 3.7 | PAS | — | | — | | 3.7 | BRK |
| 1951 1 | 0:57:19.00 | | — | — | 35.783 | 117.950 | — | B | — | 16.00* | — | PAS | — | | 1.5 | BRP | 2.7 | PAS | — | | — | | 2.7 | BRK |
| 1951 2 | 17:59:16.00 | | — | — | 35.783 | 117.950 | — | B | — | 16.00* | — | PAS | — | | 1.7 | BRP | 2.9 | PAS | — | | — | | 2.9 | BRK |
| 1951 3 | 19: 8: 0.00 | | — | — | 35.783 | 117.950 | — | B | — | 16.00* | — | PAS | — | | 1.8 | BRP | 3.0 | PAS | — | | — | | 3.0 | BRK |
| 1951 14 | 22:47:53.00 | | — | — | 35.783 | 117.950 | — | | — | 16.00* | — | PAS | — | | 1.7 | BRP | 2.9 | PAS | — | | — | | 2.9 | BRK |
| 1951 18 | 23:32: 1.00 | | — | — | 35.783 | 117.950 | — | | — | 16.00* | — | PAS | — | | 1.7 | BRP | 2.9 | PAS | — | | — | | 2.9 | BRK |
| 1951 28 | 11:29:38.00 | | — | — | 35.783 | 117.950 | — | B | — | 16.00* | — | PAS | 1 | BRP | 2.5 | BRP | 3.5 | PAS | — | | — | | 3.5 | BRK |
| 1951 AUG 13 | 19:51:44.00 | LM | — | — | 36.000 | 114.800 | — | H | — | — | — | BRP | 3 | BRP | 3.0 | BRP | — | | — | | — | | — | |
| 1951 13 | 23: 9:23.00 | LM | — | — | 36.000 | 114.800 | — | H | — | — | — | BRP | 4 | BRP | 3.7 | BRP | — | | — | | — | | — | |
| 1951 18 | 1:17:12.00 | LM | — | — | 36.000 | 114.800 | — | H | — | — | — | BRP | 2 | BRP | 2.3 | BRP | — | | — | | — | | — | |
| 1951 23 | 12: 4: 7.00 | LM | — | — | 36.000 | 114.800 | — | H | — | — | — | BRP | 3 | BRP | 3.0 | BRP | — | | — | | — | | — | |
| 1951 29 | 4:39:35.00 | LM | — | — | 36.000 | 114.800 | — | H | — | — | — | BRP | 4 | BRP | 3.7 | BRP | — | | — | | — | | — | |
| 1951 30 | 16:54: 1.00 | | — | — | 36.133 | 118.000 | — | B | — | 16.00* | — | PAS | — | | 1.1 | BRP | 2.4 | PAS | — | | — | | 2.4 | BRK |
| 1951 SEP 22 | 8:50: 4.00 | LM | — | — | 36.000 | 114.800 | — | H | — | — | — | BRP | 2 | BRP | 2.3 | BRP | — | | — | | — | | — | |
| 1951 24 | 0:45:17.00 | LM | — | — | 36.000 | 114.800 | — | H | — | — | — | BRP | 2 | BRP | 2.3 | BRP | — | | — | | — | | — | |
| 1951 OCT 4 | 9:27:45.00 | LM | — | — | 36.000 | 114.800 | — | H | — | — | — | BRP | 2 | BRP | 2.3 | BRP | — | | — | | — | | — | |

SGB HISTORICAL HYPOCENTER SUMMARY 1868-1978

| DATE (UTC) | ORIGIN TIME HR MN SEC | HYPOCENTER FLAG | RMS | NO | LATITUDE | LONGITUDE | ERH | Q | GAP | DEPTH | ERZ | REF | INTENSITY I | REF | MAGNITUDE MS | REF | ML | REF | MD | REF | mb | REF | OTH | REF |
|---|---|---|---|---|---|---|---|---|---|---|---|---|---|---|---|---|---|---|---|---|---|---|---|---|
| 1951 OCT 19 | 16:57:22.00 | LM | — | — | 36.000 | 114.800 | — | H | — | — | — | BRP | 2 | BRP | 2.3 | BRP | — | | — | | — | | — | |
| 1951 24 | 17:27:19.00 | LM | — | — | 36.000 | 114.800 | — | H | — | — | — | BRP | 4 | BRP | 3.7 | BRP | — | | — | | — | | — | |
| 1951 NOV 6 | 1:27:48.00 | | — | — | 35.667 | 118.000 | — | C | — | 16.00* | — | PAS | — | | 1.7 | BRP | 2.9 | PAS | — | | — | | — | |
| 1951 18 | 19:38:18.00 | | — | — | 35.767 | 118.000 | — | C | — | 16.00* | — | PAS | — | | 1.8 | BRP | 3.0 | PAS | — | | — | | 3.0 | BRK |
| 1951 DEC 30 | 17:11:36.00 | | — | — | 36.050 | 117.817 | — | C | — | 16.00* | — | PAS | — | | 1.5 | BRP | 2.7 | PAS | — | | — | | 2.7 | BRK |
| 1952 JAN 10 | 5:32: 0.00 | | — | — | 36.133 | 117.950 | — | B | — | 16.00* | — | PAS | 4 | BRK | 1.7 | BRP | 2.9 | PAS | — | | — | | 2.9 | BRK |
| 1952 14 | 0: 7:30.00 | LM | — | — | 36.000 | 114.800 | — | H | — | — | — | BRP | 4 | BRP | 3.7 | BRP | — | | — | | — | | — | |
| 1952 24 | 12:55:46.00 | | — | — | 35.700 | 116.267 | — | C | — | 16.00* | — | PAS | — | | 1.2 | BRP | 2.5 | PAS | — | | — | | — | |
| 1952 29 | 1:13:16.00 | | — | — | 37.150 | 117.050 | — | C | — | — | — | BRK | 3 | BRP | 3.2 | BRP | 3.3 | BRK | — | | — | | 3.3 | PAS |
| 1952 FEB 3 | 2:25:16.00 | LM | — | — | 36.000 | 114.800 | — | H | — | — | — | BRP | 4 | BRP | 3.7 | BRP | — | | — | | — | | — | |
| 1952 3 | 10: 6:16.00 | LM | — | — | 36.000 | 114.800 | — | H | — | — | — | BRP | — | | — | | — | | — | | — | | — | |
| 1952 8 | 8:59: 5.00 | LM | — | — | 36.000 | 114.700 | — | D | — | 16.00* | — | PAS | 5 | BRP | 2.4 | BRP | 3.4 | PAS | — | | — | | 3.4 | RYC |
| 1952 9 | 8:21:31.00 | | — | — | 37.000 | 117.950 | — | C | — | — | — | BRK | — | | 1.2 | BRP | 2.5 | BRK | — | | — | | 2.5 | PAS |
| 1952 9 | 8:43:30.92 | | — | — | 36.607 | 117.905 | — | C | — | 8.00* | — | PAS | 6 | BRK | 3.3 | BRP | 4.1 | PAS | — | | — | | 4.1 | BRK |
| 1952 9 | 8:54:46.00 | | — | — | 36.667 | 117.850 | — | C | — | 16.00* | — | PAS | 1 | BRP | 2.8 | BRP | 3.7 | PAS | — | | — | | 3.7 | BRK |
| 1952 9 | 19:44:25.00 | | — | — | 36.667 | 117.850 | — | C | — | 16.00* | — | PAS | 1 | BRP | 2.8 | BRP | 3.7 | PAS | — | | — | | 3.7 | BRK |
| 1952 9 | 19:50:16.00 | LM | — | — | 36.000 | 114.800 | — | H | — | — | — | BRP | 4 | BRP | 3.7 | BRP | — | | — | | — | | — | |
| 1952 10 | 9:14:47.00 | | — | — | 35.717 | 117.083 | — | C | — | 16.00* | — | PAS | — | | 1.6 | BRP | 2.8 | PAS | — | | — | | — | |
| 1952 12 | 20:37: 7.00 | LM | — | — | 36.000 | 114.800 | — | H | — | — | — | BRP | 2 | BRP | 2.3 | BRP | — | | — | | — | | — | |
| 1952 13 | 14: 0:11.00 | LM | — | — | 36.000 | 114.800 | — | H | — | — | — | BRP | 4 | BRP | 3.7 | BRP | — | | — | | — | | — | |
| 1952 14 | 7:23:11.00 | LM | — | — | 36.000 | 114.800 | — | H | — | — | — | BRP | 4 | BRP | 3.7 | BRP | — | | — | | — | | — | |
| 1952 14 | 22:19:11.00 | LM | — | — | 36.000 | 114.800 | — | H | — | — | — | BRP | 3 | BRP | 3.0 | BRP | — | | — | | — | | — | |
| 1952 15 | 19: 4: 9.00 | LM | — | — | 36.000 | 114.800 | — | H | — | — | — | BRP | 4 | BRP | 3.7 | BRP | — | | — | | — | | — | |
| 1952 20 | 13:24:37.00 | LM | — | — | 36.000 | 114.800 | — | H | — | — | — | BRP | 3 | BRP | 3.0 | BRP | — | | — | | — | | — | |
| 1952 20 | 13:41:11.00 | LM | — | — | 36.000 | 114.700 | — | D | — | 16.00* | — | PAS | 6 | PDX | 5.0 | BRP | 3.6 | PAS | — | | — | | 5.0 | RWL |
| 1952 20 | 14:36:41.00 | LM | — | — | 36.000 | 114.800 | — | H | — | — | — | BRP | 4 | BRP | 3.7 | BRP | — | | — | | — | | — | |
| 1952 21 | 11:46:34.00 | LM | — | — | 36.000 | 114.800 | — | H | — | — | — | BRP | 4 | BRP | 3.7 | BRP | — | | — | | — | | — | |
| 1952 21 | 14:20:10.00 | LM | — | — | 36.000 | 114.800 | — | H | — | — | — | BRP | 4 | BRP | 3.7 | BRP | — | | — | | — | | — | |
| 1952 21 | 17:58: 9.00 | LM | — | — | 36.000 | 114.800 | — | H | — | — | — | BRP | 2 | BRP | 2.3 | BRP | — | | — | | — | | — | |
| 1952 22 | 16:58:13.00 | | — | — | 35.667 | 118.000 | — | B | — | 16.00* | — | PAS | — | | 1.8 | BRP | 3.0 | PAS | — | | — | | — | |
| 1952 28 | 19:25:17.00 | LM | — | — | 36.000 | 114.800 | — | H | — | — | — | BRP | 3 | BRP | 3.0 | BRP | — | | — | | — | | — | |
| 1952 MAR 4 | 17: 0: 0.00 | LM | — | — | 36.000 | 114.800 | — | H | — | — | — | BRP | 2 | BRP | 2.3 | BRP | — | | — | | — | | — | |
| 1952 12 | 14:14:59.00 | LM | — | — | 36.000 | 114.800 | — | H | — | — | — | BRP | 4 | BRP | 3.7 | BRP | — | | — | | — | | — | |
| 1952 26 | 11:14:31.00 | | — | — | 35.950 | 117.817 | — | C | — | 16.00* | — | PAS | 1 | BRP | 2.2 | BRP | 3.3 | PAS | — | | — | | 3.3 | BRK |
| 1952 26 | 15:31:34.00 | LM | — | — | 36.000 | 114.800 | — | H | — | — | — | BRP | 4 | BRP | 3.7 | BRP | — | | — | | — | | — | |
| 1952 APR 8 | 18:44:24.00 | LM | — | — | 36.000 | 114.800 | — | H | — | — | — | BRP | 2 | BRP | 2.3 | BRP | — | | — | | — | | — | |
| 1952 MAY 24 | 4:15:15.44 | LM | — | — | 35.939 | 114.732 | — | | — | 8.00* | — | GDY | 6 | PDX | — | | 4.9 | PAS | — | | — | | 5.0 | KKG |
| 1952 24 | 4:48:12.00 | LM | — | — | 36.100 | 114.700 | — | D | — | 16.00* | — | PAS | 4 | BRP | 3.7 | BRP | 2.7 | PAS | — | | — | | — | |
| 1952 24 | 9:52:52.00 | LM | — | — | 36.100 | 114.700 | — | D | — | 16.00* | — | PAS | — | | — | | 3.8 | PAS | — | | — | | — | |
| 1952 25 | 13: 6: 1.00 | LM | — | — | 36.000 | 114.800 | — | H | — | — | — | BRP | 4 | BRP | 3.7 | BRP | — | | — | | — | | — | |
| 1952 25 | 13: 6:30.00 | LM | — | — | 36.100 | 114.700 | — | D | — | 16.00* | — | PAS | — | | — | | 3.9 | PAS | — | | — | | — | |
| 1952 27 | 9: 1: 2.00 | LM | — | — | 36.000 | 114.800 | — | H | — | — | — | BRP | 4 | BRP | 3.7 | BRP | — | | — | | — | | — | |
| 1952 30 | 23:21:30.00 | LM | — | — | 36.000 | 114.800 | — | H | — | — | — | BRP | 2 | BRP | 2.3 | BRP | — | | — | | — | | — | |
| 1952 JUN 1 | 3:18:55.00 | LM | — | — | 36.000 | 114.800 | — | H | — | — | — | BRP | 4 | BRP | 3.7 | BRP | — | | — | | — | | — | |
| 1952 2 | 9:35:33.00 | SIZ | — | — | 36.867 | 115.883 | — | C | — | 16.00* | — | PAS | 3 | BRP | 3.5 | BRP | 3.6 | PAS | — | | — | | — | |
| 1952 4 | 5:25:16.00 | LM | — | — | 36.000 | 114.800 | — | H | — | — | — | BRP | 2 | BRP | 2.3 | BRP | — | | — | | — | | — | |
| 1952 12 | 10:51:22.00 | LM | — | — | 36.000 | 114.800 | — | H | — | — | — | BRP | 2 | BRP | 2.3 | BRP | — | | — | | — | | — | |
| 1952 13 | 1:48: 5.00 | LM | — | — | 36.000 | 114.800 | — | H | — | — | — | BRP | 4 | BRP | 3.7 | BRP | — | | — | | — | | — | |

| DATE | ORIGIN TIME | HYPOCENTER | | | | | | | | | | | INTENSITY | | MAGNITUDE | | | | | | | | | |
|---|---|---|---|---|---|---|---|---|---|---|---|---|---|---|---|---|---|---|---|---|---|---|---|---|
| (UTC) | HR MN SEC | FLAG | RMS | NO | LATITUDE | LONGITUDE | ERH | Q | GAP | DEPTH | ERZ | REF | I | REF | MS | REF | ML | REF | MD | REF | mb | REF | OTH | REF |
| 1952 JUN 13 | 5: 2:23.00 | LM | — | — | 36.000 | 114.800 | — | H | — | — | — | BRP | 2 | BRP | 2.3 | BRP | — | | — | | — | | — | |
| 1952 15 | 15:23:31.00 | LM | — | — | 36.000 | 114.800 | — | H | — | — | — | BRP | 4 | BRP | 3.7 | BRP | — | | — | | — | | — | |
| 1952 20 | 1: 2: 6.00 | LM | — | — | 36.000 | 114.800 | — | H | — | — | — | BRP | 2 | BRP | 2.3 | BRP | — | | — | | — | | — | |
| 1952 JUL 12 | 11:22: 6.00 | LM | — | — | 36.000 | 114.800 | — | H | — | — | — | BRP | 3 | BRP | 3.0 | BRP | — | | — | | — | | — | |
| 1952 21 | 15:51:39.00 | | — | — | 35.983 | 117.933 | — | C | — | 16.00* | — | PAS | 5 | PDX | 2.9 | BRP | 3.8 | PAS | — | | — | | 3.8 | BRK |
| 1952 AUG 10 | 14:37:50.00 | | — | — | 37.320 | 117.620 | — | C | — | — | — | BRK | 1 | BRP | 2.1 | BRP | 3.2 | BRK | — | | — | | 3.2 | PAS |
| 1952 14 | 19:41:14.00 | LM | — | — | 36.000 | 114.800 | — | H | — | — | — | BRP | 4 | BRP | 3.7 | BRP | — | | — | | — | | — | |
| 1952 24 | 3: 2: 5.00 | LM | — | — | 36.000 | 114.800 | — | H | — | — | — | BRP | 4 | BRP | 3.7 | BRP | — | | — | | — | | — | |
| 1952 29 | 2:51:13.00 | | — | — | 35.933 | 117.683 | — | B | — | 16.00* | — | PAS | 1 | BRP | 2.5 | BRP | 3.5 | PAS | — | | — | | 3.5 | BRK |
| 1952 29 | 6:43:28.00 | | — | — | 35.950 | 117.633 | — | B | — | 16.00* | — | PAS | — | | 1.7 | BRP | 2.9 | PAS | — | | — | | 2.9 | BRK |
| 1952 SEP 13 | 17:45: 0.00 | LM | — | — | 36.000 | 114.800 | — | H | — | — | — | BRP | 4 | BRP | 3.7 | BRP | — | | — | | — | | — | |
| 1952 30 | 9: 0: 0.00 | LM | — | — | 36.000 | 114.800 | — | H | — | — | — | BRP | 4 | BRP | 3.7 | BRP | — | | — | | — | | — | |
| 1952 OCT 1 | 1:37:38.00 | LM | — | — | 36.000 | 114.800 | — | H | — | — | — | BRP | 3 | BRP | 3.0 | BRP | — | | — | | — | | — | |
| 1952 3 | 4:12: 0.00 | LM | — | — | 36.000 | 114.800 | — | H | — | — | — | BRP | 4 | BRP | 3.7 | BRP | — | | — | | — | | — | |
| 1952 5 | 17:24:44.00 | | — | — | 35.900 | 117.700 | — | D | — | 16.00* | — | PAS | — | | 1.6 | BRP | 2.8 | PAS | — | | — | | 2.8 | BRK |
| 1952 9 | 21: 5:34.00 | | — | — | 35.917 | 117.667 | — | C | — | 16.00* | — | PAS | 1 | BRP | 2.4 | BRP | 3.4 | PAS | — | | — | | 3.4 | BRK |
| 1952 16 | 21:19: 3.00 | LM | — | — | 36.000 | 114.800 | — | H | — | — | — | BRP | 4 | BRP | 3.7 | BRP | — | | — | | — | | — | |
| 1952 18 | 0: 0: 0.00 | LM | — | — | 36.000 | 114.800 | — | H | — | — | — | BRP | 4 | BRP | 3.7 | BRP | — | | — | | — | | — | |
| 1952 18 | 19:55: 0.00 | LM | — | — | 36.000 | 114.800 | — | | — | — | — | USE | 5 | USE | — | | 4.0 | RWL | — | | — | | — | |
| 1952 19 | 0: 0: 0.00 | LM | — | — | 36.000 | 114.800 | — | H | — | — | — | BRP | 4 | BRP | 3.7 | BRP | — | | — | | — | | — | |
| 1952 20 | 7:26:39.00 | LM | — | — | 36.000 | 114.800 | — | H | — | — | — | BRP | 6 | BRP | 5.0 | BRP | — | | — | | — | | 4.9 | RYC |
| 1952 24 | 4:19:48.00 | LM | — | — | 36.000 | 114.800 | — | H | — | — | — | BRP | 2 | BRP | 2.3 | BRP | — | | — | | — | | — | |
| 1952 26 | 0:52:34.00 | LM | — | — | 36.000 | 114.800 | — | H | — | — | — | BRP | 4 | BRP | 3.7 | BRP | — | | — | | — | | — | |
| 1952 27 | 9:35: 5.00 | LM | — | — | 36.000 | 114.800 | — | H | — | — | — | BRP | 4 | BRP | 3.7 | BRP | — | | — | | — | | — | |
| 1952 31 | 11:14:33.00 | LM | — | — | 36.000 | 114.800 | — | H | — | — | — | BRP | 4 | BRP | 3.7 | BRP | — | | — | | — | | — | |
| 1952 NOV 1 | 23:35:48.00 | LM | — | — | 36.000 | 114.800 | — | H | — | — | — | BRP | 4 | BRP | 3.7 | BRP | — | | — | | — | | — | |
| 1952 2 | 12:18: 2.00 | LM | — | — | 36.000 | 114.800 | — | H | — | — | — | BRP | 4 | BRP | 3.7 | BRP | — | | — | | — | | — | |
| 1952 5 | 6:18:38.00 | LM | — | — | 36.000 | 114.800 | — | H | — | — | — | BRP | 4 | BRP | 3.7 | BRP | — | | — | | — | | — | |
| 1952 6 | 20: 5:10.00 | LM | — | — | 36.000 | 114.800 | — | H | — | — | — | BRP | 4 | BRP | 3.7 | BRP | — | | — | | — | | — | |
| 1952 24 | 9: 1:23.00 | LM | — | — | 36.000 | 114.800 | — | H | — | — | — | BRP | 2 | BRP | 2.3 | BRP | — | | — | | — | | — | |
| 1952 27 | 14:28:55.00 | LM | — | — | 36.000 | 114.800 | — | H | — | — | — | BRP | 3 | BRP | 3.0 | BRP | — | | — | | — | | — | |
| 1952 29 | 1:34:15.00 | LM | — | — | 36.000 | 114.800 | — | H | — | — | — | BRP | 4 | BRP | 3.7 | BRP | — | | — | | — | | — | |
| 1952 DEC 7 | 2:49:38.00 | LM | — | — | 36.000 | 114.800 | — | H | — | — | — | BRP | 4 | BRP | 3.7 | BRP | — | | — | | — | | — | |
| 1953 JAN 29 | 21:52:48.00 | | — | — | 38.500 | 118.000 | — | D | — | — | — | BRK | — | | — | | 3.6 | BRK | — | | — | | 3.6 | RYC |
| 1953 FEB 3 | 18:48:15.00 | LM | — | — | 36.000 | 114.800 | — | H | — | — | — | BRP | 2 | BRP | 2.3 | BRP | — | | — | | — | | — | |
| 1953 16 | 3:11:58.00 | LM | — | — | 36.000 | 114.800 | — | H | — | — | — | BRP | 1 | BRP | 1.7 | BRP | — | | — | | — | | — | |
| 1953 26 | 3:38:14.00 | | — | — | 35.817 | 118.000 | — | B | — | 16.00* | — | PAS | 1 | BRP | 2.5 | BRP | 3.5 | PAS | — | | — | | 3.5 | BRK |
| 1953 28 | 20:45: 5.00 | LM | — | — | 36.000 | 114.800 | — | H | — | — | — | BRP | 3 | BRP | 3.0 | BRP | — | | — | | — | | — | |
| 1953 MAR 2 | 20:46:40.00 | LM | — | — | 36.000 | 114.800 | — | H | — | — | — | BRP | 4 | BRP | 3.7 | BRP | — | | — | | — | | — | |
| 1953 10 | 3: 5:20.00 | LM | — | — | 36.000 | 114.800 | — | H | — | — | — | BRP | 4 | BRP | 3.7 | BRP | — | | — | | — | | — | |
| 1953 25 | 2:35:46.00 | LM | — | — | 36.000 | 114.800 | — | H | — | — | — | BRP | 3 | BRP | 3.0 | BRP | — | | — | | — | | — | |
| 1953 26 | 3: 4:45.00 | LM | — | — | 36.000 | 114.800 | — | H | — | — | — | BRP | 3 | BRP | 3.0 | BRP | — | | — | | — | | — | |
| 1953 27 | 20:36:36.00 | | — | — | 35.767 | 117.983 | — | B | — | 16.00* | — | PAS | 1 | BRP | 2.2 | BRP | 3.3 | PAS | — | | — | | 3.3 | BRK |
| 1953 27 | 20:37: 8.64 | | — | — | 35.704 | 117.883 | — | C | — | 9.90 | — | PAS | 1 | BRP | 2.6 | BRP | 3.6 | PAS | — | | — | | 3.6 | BRK |
| 1953 27 | 22:27: 2.00 | | — | — | 35.767 | 117.983 | — | B | — | 16.00* | — | PAS | 1 | BRP | 2.0 | BRP | 3.1 | PAS | — | | — | | 3.1 | BRK |
| 1953 30 | 6:28:55.00 | | — | — | 35.883 | 117.650 | — | C | — | 16.00* | — | PAS | 1 | BRP | 2.1 | BRP | 3.2 | PAS | — | | — | | 3.2 | BRK |
| 1953 30 | 7:15:15.00 | | — | — | 35.883 | 117.650 | — | C | — | 16.00* | — | PAS | 1 | BRP | 2.0 | BRP | 3.1 | PAS | — | | — | | 3.1 | BRK |
| 1953 APR 7 | 1:12: 1.00 | | — | — | 37.900 | 117.800 | — | D | — | — | — | BRK | 3 | BRP | 3.5 | BRP | 3.5 | BRK | — | | — | | 3.5 | RYC |

SGB HISTORICAL HYPOCENTER SUMMARY 1868-1978

| DATE (UTC) | ORIGIN TIME HR MN SEC | HYPOCENTER FLAG | RMS | NO | LATITUDE | LONGITUDE | ERH | Q | GAP | DEPTH | ERZ | REF | INTENSITY I | REF | MAGNITUDE MS | REF | ML | REF | MD | REF | mb | REF | OTH | REF |
|---|---|---|---|---|---|---|---|---|---|---|---|---|---|---|---|---|---|---|---|---|---|---|---|---|
| 1953 APR 10 | 23:40: 8.00 | LM | — | — | 36.000 | 114.800 | — | H | — | — | — | BRP | 1 | BRP | 1.7 | BRP | — | | — | | — | | — | |
| 1953 MAY 3 | 23:43:32.00 | LM | — | — | 36.000 | 114.800 | — | H | — | — | — | BRP | 1 | BRP | 1.7 | BRP | — | | — | | — | | — | |
| 1953 6 | 0:51:31.00 | | — | — | 37.067 | 118.000 | — | B | — | 16.00* | — | PAS | 1 | BRP | 2.4 | BRP | 3.4 | PAS | — | | — | | 3.4 | BRK |
| 1953 12 | 22:51:13.00 | LM | — | — | 36.000 | 114.800 | — | H | — | — | — | BRP | 1 | BRP | 1.7 | BRP | — | | — | | — | | — | |
| 1953 18 | 7: 3: 0.00 | LM | — | — | 36.000 | 114.500 | — | D | — | 16.00* | — | PAS | 1 | BRP | 1.7 | BRP | 3.8 | PAS | — | | — | | — | |
| 1953 20 | 5:35:29.00 | LM | — | — | 36.000 | 114.800 | — | H | — | — | — | BRP | 4 | BRP | 3.7 | BRP | — | | — | | — | | — | |
| 1953 22 | 18:28:58.00 | LM | — | — | 36.000 | 114.800 | — | H | — | — | — | BRP | 1 | BRP | 1.7 | BRP | — | | — | | — | | — | |
| 1953 24 | 4:48: 8.00 | LM | — | — | 36.100 | 114.800 | — | | — | — | — | RYC | 4 | RYC | — | | — | | — | | — | | — | |
| 1953 25 | 3:24:55.00 | LM | — | — | 36.000 | 114.800 | — | H | — | — | — | BRP | 1 | BRP | 1.7 | BRP | — | | — | | — | | — | |
| 1953 JUL 1 | 1: 3:54.00 | | — | — | 36.000 | 117.667 | — | B | — | 16.00* | — | PAS | — | | 0.5 | BRP | 2.0 | PAS | — | | — | | 2.0 | BRK |
| 1953 12 | 17:19:35.00 | LM | — | — | 36.000 | 114.800 | — | H | — | — | — | BRP | 4 | BRP | 3.7 | BRP | — | | — | | — | | — | |
| 1953 13 | 1:42:24.00 | | — | — | 36.900 | 116.100 | — | D | — | 16.00* | — | PAS | 3 | BRP | 3.4 | BRP | 3.4 | PAS | — | | — | | 3.4 | RYC |
| 1953 13 | 13: 0: 0.00 | | — | — | 37.500 | 117.700 | — | D | — | — | — | BRK | 3 | BRK | — | | — | | — | | — | | — | |
| 1953 30 | 21: 7:34.00 | | — | — | 35.783 | 116.950 | — | B | — | 16.00* | — | PAS | 1 | BRP | 2.6 | BRP | 3.6 | PAS | — | | — | | 3.6 | BRK |
| 1953 31 | 2:56:51.00 | | — | — | 35.800 | 116.967 | — | B | — | 16.00* | — | PAS | 1 | BRP | 2.2 | BRP | 3.3 | PAS | — | | — | | 3.3 | BRK |
| 1953 AUG 9 | 22: 0: 2.00 | | — | — | 37.500 | 114.500 | — | D | — | — | — | BRP | 5 | BRP | 3.8 | BRP | 4.5 | PDX | — | | — | | 4.5 | KKG |
| 1953 SEP 16 | 15:41:21.00 | | — | — | 37.330 | 117.000 | — | C | — | — | — | BRK | 4 | BRP | 3.9 | BRP | 3.9 | BRK | — | | — | | 3.9 | PAS |
| 1953 19 | 6:35: 7.00 | LM | — | — | 36.000 | 114.800 | — | H | — | — | — | BRP | 3 | BRP | 3.0 | BRP | — | | — | | — | | — | |
| 1953 28 | 15: 8:48.00 | LM | — | — | 36.000 | 114.800 | — | H | — | — | — | BRP | 3 | BRP | 3.0 | BRP | — | | — | | — | | — | |
| 1953 OCT 9 | 22:21:13.00 | LM | — | — | 36.000 | 114.800 | — | H | — | — | — | BRP | 4 | BRP | 3.7 | BRP | — | | — | | — | | — | |
| 1953 10 | 3:15:28.00 | LM | — | — | 36.000 | 114.800 | — | H | — | — | — | BRP | 3 | BRP | 3.0 | BRP | — | | — | | — | | — | |
| 1953 11 | 9:48:48.00 | LM | — | — | 36.000 | 114.800 | — | H | — | — | — | BRP | 4 | BRP | 3.7 | BRP | — | | — | | — | | — | |
| 1953 NOV 17 | 12:17:20.00 | | — | — | 36.233 | 117.950 | — | B | — | 16.00* | — | PAS | — | | 1.8 | BRP | 3.0 | PAS | — | | — | | 3.0 | BRK |
| 1953 24 | 5:46: 5.42 | | — | — | 35.712 | 116.954 | — | | — | 8.00* | — | GDY | 4 | BRK | — | | 4.9 | PAS | — | | — | | 4.9 | BRK |
| 1953 24 | 12:53:14.00 | | — | — | 35.883 | 116.967 | — | C | — | 16.00* | — | PAS | 1 | BRP | 2.2 | BRP | 3.3 | PAS | — | | — | | 3.3 | BRK |
| 1953 28 | 13:31:12.00 | | — | — | 35.883 | 116.967 | — | B | — | 16.00* | — | PAS | 1 | BRP | 2.5 | BRP | 3.5 | PAS | — | | — | | 3.5 | BRK |
| 1953 29 | 14:57:49.00 | | — | — | 36.350 | 117.933 | — | C | — | 16.00* | — | PAS | — | | 1.7 | BRP | 2.9 | PAS | — | | — | | 2.9 | BRK |
| 1953 DEC 4 | 7:44:17.00 | | — | — | 35.883 | 116.967 | — | C | — | 16.00* | — | PAS | 1 | BRP | 2.6 | BRP | 3.6 | PAS | — | | — | | 3.6 | BRK |
| 1953 16 | 7: 3: 9.00 | | — | — | 35.633 | 117.350 | — | C | — | 16.00* | — | PAS | — | | 1.5 | BRP | 2.7 | PAS | — | | — | | — | |
| 1953 23 | 3:42:18.00 | | — | — | 37.500 | 118.000 | — | D | — | — | — | BRK | 4 | BRK | 1.1 | BRP | 2.4 | BRK | — | | — | | 2.4 | PAS |
| 1953 24 | 15:55:33.00 | | — | — | 35.983 | 117.950 | — | B | — | 16.00* | — | PAS | — | | 1.7 | BRP | 2.9 | PAS | — | | — | | 2.9 | BRK |
| 1953 29 | 23:48: 3.00 | | — | — | 35.833 | 117.000 | — | C | — | 16.00* | — | PAS | — | | 1.3 | BRP | 2.6 | PAS | — | | — | | 2.6 | BRK |
| 1954 JAN 7 | 16: 8:34.19 | | — | — | 35.733 | 117.628 | — | A | — | 5.10 | — | PAS | 1 | BRP | 2.6 | BRP | 3.6 | PAS | — | | — | | 3.6 | BRK |
| 1954 22 | 9:27:36.00 | | — | — | 37.320 | 118.000 | — | C | — | — | — | BRK | 1 | BRP | 2.4 | BRP | 3.4 | BRK | — | | — | | 3.4 | PAS |
| 1954 FEB 22 | 4: 3: 7.00 | | — | — | 35.883 | 116.950 | — | B | — | 16.00* | — | PAS | 1 | BRP | 2.8 | BRP | 3.7 | PAS | — | | — | | 3.7 | BRK |
| 1954 MAR 2 | 0:11:31.00 | | — | — | 35.833 | 116.833 | — | C | — | 16.00* | — | PAS | — | | 1.7 | BRP | 2.9 | PAS | — | | — | | 2.9 | BRK |
| 1954 18 | 13:20:42.00 | LM | — | — | 36.000 | 114.800 | — | H | — | — | — | BRP | 4 | BRP | 3.7 | BRP | — | | — | | — | | — | |
| 1954 APR 9 | 17: 7:38.00 | | — | — | 35.833 | 116.633 | — | C | — | 16.00* | — | PAS | 2 | BRP | 3.4 | BRP | 4.2 | PAS | — | | — | | 4.2 | BRK |
| 1954 17 | 10:11:26.00 | | — | — | 35.883 | 116.967 | — | B | — | 16.00* | — | PAS | 1 | BRP | 2.2 | BRP | 3.3 | PAS | — | | — | | 3.3 | BRK |
| 1954 17 | 10:11:40.00 | | — | — | 35.883 | 116.967 | — | B | — | 16.00* | — | PAS | 2 | BRP | 3.4 | BRP | 4.2 | PAS | — | | — | | 4.2 | BRK |
| 1954 20 | 9:11:30.00 | | — | — | 36.117 | 117.933 | — | B | — | 16.00* | — | PAS | 4 | BRK | 1.6 | BRP | 2.8 | PAS | — | | — | | 2.8 | BRK |
| 1954 20 | 9:18:35.00 | | — | — | 36.117 | 117.933 | — | B | — | 16.00* | — | PAS | 4 | BRK | 2.5 | BRP | 3.5 | PAS | — | | — | | 3.5 | BRK |
| 1954 28 | 8:43:41.00 | | — | — | 36.983 | 117.533 | — | B | — | 16.00* | — | PAS | 1 | BRP | 2.0 | BRP | 3.1 | PAS | — | | — | | 3.1 | BRK |
| 1954 MAY 6 | 15:51:37.00 | | — | — | 35.733 | 117.983 | — | B | — | 16.00* | — | PAS | — | | 1.8 | BRP | 3.0 | PAS | — | | — | | — | |
| 1954 22 | 15:32:47.00 | | — | — | 35.800 | 116.983 | — | B | — | 16.00* | — | PAS | — | | 1.7 | BRP | 2.9 | PAS | — | | — | | 2.9 | BRK |
| 1954 23 | 11:20:57.00 | | — | — | 35.817 | 117.583 | — | B | — | 16.00* | — | PAS | — | | 1.7 | BRP | 2.9 | PAS | — | | — | | 2.9 | BRK |
| 1954 28 | 8:22:32.00 | | — | — | 36.033 | 117.700 | — | C | — | 16.00* | — | PAS | 1 | BRP | 2.0 | BRP | 3.1 | PAS | — | | — | | 3.1 | BRK |
| 1954 29 | 0:23:29.00 | | — | — | 36.033 | 117.700 | — | C | — | 16.00* | — | PAS | — | | 1.5 | BRP | 2.7 | PAS | — | | — | | 2.7 | BRK |

| DATE (UTC) | ORIGIN TIME HR MN SEC | HYPOCENTER FLAG | RMS | NO | LATITUDE | LONGITUDE | ERH | Q | GAP | DEPTH | ERZ | REF | INTENSITY I | REF | MAGNITUDE MS | REF | ML | REF | MD | REF | mb | REF | OTH | REF |
|---|---|---|---|---|---|---|---|---|---|---|---|---|---|---|---|---|---|---|---|---|---|---|---|---|
| 1954 MAY 29 | 0:24: 4.00 | | — | — | 36.033 | 117.700 | — | C | — | 16.00* | — | PAS | — | | 1.1 | BRP | 2.4 | PAS | — | | — | | 2.4 | BRK |
| 1954 JUN 14 | 20:43:52.00 | LM | — | — | 36.000 | 114.800 | — | H | — | — | — | BRP | 3 | BRP | 3.0 | BRP | — | | — | | — | | — | |
| 1954 JUL 2 | 10:43:13.30 | | — | — | 38.149 | 116.395 | — | | — | 8.00* | — | GDY | 3 | RYC | — | | 4.9 | BRK | — | | — | | 4.9 | RYC |
| 1954 4 | 2:44:22.00 | | — | — | 38.000 | 115.500 | — | E | — | — | — | BRP | 4 | BRP | 4.0 | BRP | — | | — | | — | | 4.0 | RYC |
| 1954 17 | 22: 2:44.26 | | — | — | 38.132 | 116.342 | — | | — | 8.00* | — | GDY | — | | — | | 4.3 | BRK | — | | — | | 4.3 | RYC |
| 1954 20 | 0:11:38.29 | | — | — | 38.184 | 116.363 | — | | — | 8.00* | — | GDY | — | | — | | 5.0 | BRK | — | | — | | 5.0 | RYC |
| 1954 28 | 18:40: 2.00 | LM | — | — | 36.000 | 114.800 | — | H | — | — | — | BRP | 3 | BRP | 3.0 | BRP | — | | — | | — | | — | |
| 1954 AUG 7 | 22:33: 9.00 | | — | — | 35.850 | 117.633 | — | B | — | 16.00* | — | PAS | 1 | BRP | 2.5 | BRP | 3.5 | PAS | — | | — | | 3.5 | BRK |
| 1954 17 | 19:33: 6.00 | | — | — | 38.200 | 116.400 | — | D | — | — | — | BRK | — | | — | | 3.8 | BRK | — | | — | | 3.8 | RYC |
| 1954 SEP 29 | 3:47:55.33 | | — | — | 37.798 | 115.713 | — | | — | 8.00* | — | GDY | 5 | BRP | 4.4 | BRP | — | | — | | — | | 4.4 | RYC |
| 1954 NOV 15 | 0:20: 0.00 | | — | — | 37.650 | 118.000 | — | D | — | — | — | BRK | 4 | BRK | — | | — | | — | | — | | — | |
| 1954 17 | 7:23:57.36 | | — | — | 36.390 | 117.910 | — | B | — | 9.80 | — | PAS | 5 | BRK | 3.3 | BRP | 4.1 | PAS | — | | — | | 4.1 | BRK |
| 1954 26 | 8:49:21.00 | | — | — | 36.150 | 117.750 | — | C | — | 16.00* | — | PAS | 5 | BRK | 2.2 | BRP | 3.3 | PAS | — | | — | | 3.3 | BRK |
| 1954 27 | 2:33:17.00 | | — | — | 36.150 | 117.750 | — | C | — | 16.00* | — | PAS | 4 | BRK | 2.1 | BRP | 3.2 | PAS | — | | — | | 3.2 | BRK |
| 1955 JAN 4 | 4:47:54.00 | | — | — | 36.167 | 117.917 | — | C | — | 16.00* | — | PAS | 4 | BRK | 2.1 | BRP | 3.2 | PAS | — | | — | | 3.2 | BRK |
| 1955 10 | 10: 7: 0.00 | | — | — | 37.000 | 114.500 | — | D | — | 16.00* | — | PAS | 5 | PDX | 3.7 | BRP | 4.4 | PAS | — | | — | | 4.4 | KKG |
| 1955 21 | 12:21: 1.50 | | — | — | 36.791 | 117.980 | — | | — | 1.00 | — | PDX | 4 | PDX | — | | 4.0 | PDX | — | | — | | — | |
| 1955 MAR 17 | 3:30:46.00 | | — | — | 36.200 | 115.200 | — | D | — | — | — | BRP | 4 | BRP | 3.7 | BRP | — | | — | | — | | — | |
| 1955 MAY 25 | 22: 0:28.00 | | — | — | 36.133 | 117.867 | — | B | — | 16.00* | — | PAS | 4 | BRK | 2.4 | BRP | 3.4 | PAS | — | | — | | 3.4 | BRK |
| 1955 AUG 7 | 10: 5:41.78 | | — | — | 35.896 | 117.918 | — | A | — | 1.00* | — | PAS | 1 | BRP | 2.5 | BRP | 3.5 | PAS | — | | — | | 3.5 | BRK |
| 1955 11 | 12:23:57.00 | | — | — | 35.733 | 117.583 | — | B | — | 16.00* | — | PAS | 1 | BRP | 2.0 | BRP | 3.1 | PAS | — | | — | | — | |
| 1955 SEP 6 | 20:56:11.00 | | — | — | 38.500 | 117.500 | — | D | — | — | — | BRK | — | | — | | 3.5 | BRK | — | | — | | 3.5 | RYC |
| 1955 NOV 20 | 10:55: 0.00 | LM | — | — | 36.000 | 114.800 | — | H | — | — | — | BRP | — | | — | | — | | — | | — | | — | |
| 1956 JAN 9 | 12:57: 1.00 | | — | — | 35.667 | 116.033 | — | C | — | 16.00* | — | PAS | — | | 1.8 | BRP | 3.0 | PAS | — | | — | | — | |
| 1956 APR 27 | 22:39:27.00 | | — | — | 38.220 | 118.000 | — | B | — | — | — | BRK | — | | — | | 3.4 | BRK | — | | — | | 3.4 | RYC |
| 1956 MAY 27 | 14:45: 0.00 | LM | — | — | 36.000 | 114.800 | — | H | — | — | — | BRP | 4 | BRP | 3.7 | BRP | — | | — | | — | | — | |
| 1956 29 | 16: 2: 0.00 | LM | — | — | 36.000 | 114.800 | — | H | — | — | — | BRP | 4 | BRP | 3.7 | BRP | — | | — | | — | | — | |
| 1956 JUL 11 | 19:22: 5.76 | | — | — | 35.729 | 117.882 | — | | — | 8.00* | — | GDY | 4 | BRK | — | | 4.2 | PAS | — | | — | | 4.2 | BRK |
| 1956 23 | 10:43:35.28 | | — | — | 35.946 | 117.787 | — | A | — | 5.70 | — | PAS | 1 | BRP | 2.4 | BRP | 3.4 | PAS | — | | — | | 3.4 | BRK |
| 1956 AUG 12 | 4: 4: 6.00 | | — | — | 38.100 | 117.900 | — | D | — | — | — | BRK | 4 | BRP | 4.0 | BRP | 4.0 | BRK | — | | — | | 4.0 | RYC |
| 1956 SEP 22 | 5: 6: 0.00 | | — | — | 35.850 | 116.600 | — | D | — | — | — | BRK | — | | — | | — | | — | | — | | — | |
| 1956 OCT 28 | 14:40:38.00 | | — | — | 36.050 | 117.767 | — | B | — | 16.00* | — | PAS | 1 | BRP | 2.4 | BRP | 3.4 | PAS | — | | — | | 3.4 | BRK |
| 1956 NOV 30 | 8:23: 5.00 | | — | — | 36.000 | 117.000 | — | C | — | 16.00* | — | PAS | — | | 1.7 | BRP | 2.9 | PAS | — | | — | | 2.9 | BRK |
| 1957 MAR 8 | 13:24:57.92 | | — | — | 35.687 | 117.515 | — | A | — | 2.00* | — | PAS | 4 | PDX | 3.2 | BRP | 4.0 | PAS | — | | — | | — | |
| 1957 APR 2 | 19: 7: 2.16 | | — | — | 35.654 | 117.380 | — | A | — | 1.00* | — | PAS | 1 | BRP | 2.9 | BRP | 3.8 | PAS | — | | — | | — | |
| 1957 6 | 6: 2:52.00 | | — | — | 35.733 | 117.217 | — | B | — | 16.00* | — | PAS | 1 | BRP | 2.0 | BRP | 3.1 | PAS | — | | — | | — | |
| 1957 13 | 4:52:13.00 | | — | — | 35.733 | 117.217 | — | B | — | 16.00* | — | PAS | — | | 1.3 | BRP | 2.6 | PAS | — | | — | | — | |
| 1957 AUG 31 | 15:58: 8.00 | | — | — | 36.183 | 117.917 | — | B | — | 16.00* | — | PAS | 1 | BRP | 2.1 | BRP | 3.2 | PAS | — | | — | | 3.2 | BRK |
| 1957 OCT 4 | 12: 0:36.90 | | — | — | 35.831 | 117.961 | — | | — | 6.00 | — | PDX | — | | — | | 3.9 | PDX | — | | — | | — | |
| 1957 NOV 6 | 9:38:57.00 | | — | — | 35.883 | 117.350 | — | B | — | 16.00* | — | PAS | 1 | BRP | 2.2 | BRP | 3.3 | PAS | — | | — | | 3.3 | BRK |
| 1958 APR 19 | 9: 1: 2.00 | LM | — | — | 36.000 | 114.800 | — | H | — | — | — | BRP | 6 | BRP | 5.0 | BRP | — | | — | | — | | 4.9 | RYC |
| 1958 MAY 3 | 17:35:57.00 | | — | — | 37.900 | 118.000 | — | D | — | — | — | BRK | 5 | BRP | 4.1 | BRP | 4.1 | BRK | — | | — | | 4.1 | PAS |
| 1958 JUL 25 | 14: 2:13.00 | | — | — | 36.033 | 117.683 | — | C | — | 16.00* | — | PAS | 1 | BRP | 2.2 | BRP | 3.3 | PAS | — | | — | | 3.3 | BRK |
| 1958 AUG 15 | 18: 0:24.00 | | — | — | 36.033 | 117.967 | — | C | — | 16.00* | — | PAS | 1 | BRP | 2.0 | BRP | 3.1 | PAS | — | | — | | 3.1 | BRK |
| 1958 16 | 5:44: 0.00 | LM | — | — | 36.000 | 114.800 | — | H | — | — | — | BRP | 4 | BRP | 3.7 | BRP | — | | — | | — | | — | |
| 1958 17 | 5:15: 0.00 | LM | — | — | 36.000 | 114.800 | — | H | — | — | — | BRP | 4 | BRP | 3.7 | BRP | — | | — | | — | | — | |
| 1958 22 | 12: 8:23.00 | LM | — | — | 36.000 | 114.800 | — | H | — | — | — | BRP | 4 | BRP | 3.7 | BRP | — | | — | | — | | — | |
| 1958 25 | 18:33: 0.00 | LM | — | — | 36.000 | 114.800 | — | H | — | — | — | BRP | 4 | BRP | 3.7 | BRP | — | | — | | — | | — | |

SGB HISTORICAL HYPOCENTER SUMMARY 1868-1978

| DATE (UTC) | ORIGIN TIME HR MN SEC | HYPOCENTER FLAG | RMS | NO | LATITUDE | LONGITUDE | ERH | Q | GAP | DEPTH | ERZ | REF | INTENSITY I | REF | MAGNITUDE MS | REF | ML | REF | MD | REF | mb | REF | OTH | REF |
|---|---|---|---|---|---|---|---|---|---|---|---|---|---|---|---|---|---|---|---|---|---|---|---|---|
| 1958 OCT 30 | 23: 0: 0.00 | SIZ | — | — | 37.190 | 116.200 | — | | — | — | — | RYC | — | | — | | — | | — | | — | | — | |
| 1959 JAN 5 | 12:36: 3.00 | | — | — | 36.133 | 117.967 | — | | — | — | — | ISC | — | | — | | — | | — | | — | | — | |
| 1959 7 | 0:20:41.00 | | — | — | 35.767 | 117.583 | — | B | — | 16.00* | — | PAS | 1 | BRP | 2.1 | BRP | 3.2 | PAS | — | | — | | 3.2 | BRK |
| 1959 7 | 2: 7:19.00 | | — | — | 35.767 | 117.583 | — | B | — | 16.00* | — | PAS | 1 | BRP | 2.0 | BRP | 3.1 | PAS | — | | — | | 3.1 | BRK |
| 1959 7 | 20: 4:40.00 | | — | — | 35.767 | 117.583 | — | B | — | 16.00* | — | PAS | 1 | BRP | 2.0 | BRP | 3.1 | PAS | — | | — | | 3.1 | BRK |
| 1959 9 | 6:41: 5.00 | | — | — | 35.767 | 117.583 | — | B | — | 16.00* | — | PAS | 1 | BRP | 2.2 | BRP | 3.3 | PAS | — | | — | | 3.3 | BRK |
| 1959 12 | 12:36: 6.00 | | — | — | 36.150 | 117.983 | — | | — | — | — | ISC | — | | — | | — | | — | | — | | — | |
| 1959 16 | 0:10: 6.00 | | — | — | 36.133 | 117.983 | — | | — | — | — | ISC | — | | — | | — | | — | | — | | — | |
| 1959 19 | 21:46: 0.00 | | — | — | 36.133 | 117.967 | — | | — | — | — | ISC | — | | — | | — | | — | | — | | — | |
| 1959 28 | 18: 9: 4.00 | | — | — | 36.800 | 116.200 | — | C | — | 16.00* | — | PAS | 4 | BRP | 4.0 | BRP | 4.0 | PAS | — | | — | | 4.0 | BRK |
| 1959 FEB 27 | 16:47:27.00 | | — | — | 35.867 | 117.367 | — | C | — | 16.00* | — | PAS | — | | 0.5 | BRP | 2.0 | PAS | — | | — | | — | |
| 1959 27 | 17: 1:47.00 | | — | — | 35.883 | 117.233 | — | C | — | 16.00* | — | PAS | — | | 0.5 | BRP | 2.0 | PAS | — | | — | | — | |
| 1959 MAR 5 | 5:59:37.00 | | — | — | 35.617 | 117.150 | — | C | — | 16.00* | — | PAS | 1 | BRP | 2.0 | BRP | 3.1 | PAS | — | | — | | — | |
| 1959 13 | 22:24:18.00 | SIZ | — | — | 37.100 | 116.100 | — | D | — | 16.00* | — | PAS | — | | — | | 3.5 | PAS | — | | — | | 3.5 | RYC |
| 1959 APR 24 | 16:53:10.00 | | — | — | 36.983 | 117.967 | — | C | — | 16.00* | — | PAS | 1 | BRP | 2.4 | BRP | 3.4 | PAS | — | | — | | 3.4 | BRK |
| 1959 25 | 12:16:25.00 | | — | — | 37.050 | 118.000 | — | B | — | — | — | BRK | 1 | BRP | 2.6 | BRP | 3.6 | BRK | — | | — | | 3.6 | PAS |
| 1959 JUN 9 | 10:53: 0.00 | LM | — | — | 36.000 | 114.800 | — | H | — | — | — | BRP | 4 | BRP | 3.7 | BRP | — | | — | | — | | — | |
| 1959 18 | 6: 1:40.00 | | — | — | 36.183 | 118.000 | — | B | — | 16.00* | — | PAS | 4 | BRK | 1.5 | BRP | 2.7 | PAS | — | | — | | 2.7 | BRK |
| 1959 23 | 6:25:35.00 | | — | — | 36.150 | 117.970 | — | B | — | — | — | BRK | — | | — | | 3.8 | BRK | — | | — | | — | |
| 1959 JUL 16 | 10:31:45.00 | | — | — | 38.500 | 118.000 | — | D | — | — | — | BRK | — | | — | | 3.4 | BRK | — | | — | | 3.4 | RYC |
| 1959 21 | 0:36:42.00 | | — | — | 36.600 | 117.133 | — | C | — | 16.00* | — | PAS | 1 | BRP | 2.5 | BRP | 3.5 | PAS | — | | — | | 3.5 | BRK |
| 1959 AUG 28 | 1:52:38.00 | | — | — | 38.000 | 118.000 | — | E | — | — | — | BRP | 5 | BRP | 4.3 | BRP | — | | — | | — | | — | |
| 1959 SEP 15 | 11:36:24.00 | | — | — | 36.033 | 117.833 | — | B | — | 16.00* | — | PAS | 1 | BRP | 2.0 | BRP | 3.1 | PAS | — | | — | | 3.1 | BRK |
| 1959 17 | 8:11:15.78 | | — | — | 35.937 | 117.907 | — | A | — | 1.00* | — | PAS | 1 | BRP | 2.9 | BRP | 3.8 | PAS | — | | — | | 3.8 | BRK |
| 1959 17 | 8:37:57.00 | | — | — | 36.033 | 117.833 | — | B | — | 16.00* | — | PAS | — | | 1.8 | BRP | 3.0 | PAS | — | | — | | 3.0 | BRK |
| 1959 17 | 15:37: 3.00 | | — | — | 36.000 | 117.833 | — | C | — | 16.00* | — | PAS | — | | 1.8 | BRP | 3.0 | PAS | — | | — | | 3.0 | BRK |
| 1959 26 | 1:57:23.00 | | — | — | 35.917 | 117.450 | — | C | — | 16.00* | — | PAS | 1 | BRP | 2.1 | BRP | 3.2 | PAS | — | | — | | 3.2 | BRK |
| 1959 27 | 0:21:50.00 | | — | — | 36.033 | 117.917 | — | C | — | 16.00* | — | PAS | — | | 1.8 | BRP | 3.0 | PAS | — | | — | | 3.0 | BRK |
| 1959 OCT 1 | 11:53: 3.00 | | — | — | 35.683 | 117.583 | — | C | — | 16.00* | — | PAS | — | | 0.9 | BRP | 2.3 | PAS | — | | — | | — | |
| 1959 15 | 10:19:56.38 | | — | — | 35.790 | 117.668 | — | A | — | 2.70 | — | PAS | 1 | BRP | 2.6 | BRP | 3.6 | PAS | — | | — | | 3.6 | BRK |
| 1959 19 | 5:45:12.00 | | — | — | 35.783 | 117.550 | — | B | — | 16.00* | — | PAS | 1 | BRP | 2.0 | BRP | 3.1 | PAS | — | | — | | 3.1 | BRK |
| 1959 21 | 0: 6:45.00 | | — | — | 38.000 | 118.000 | — | D | — | — | — | BRK | 4 | BRP | 3.7 | BRP | 3.8 | BRK | — | | — | | — | |
| 1959 21 | 6: 6:45.00 | | — | — | 38.000 | 118.000 | — | | — | — | — | RYC | — | | — | | — | | — | | — | | 3.8 | RYC |
| 1959 24 | 16: 9:33.00 | | — | — | 35.750 | 117.883 | — | B | — | 16.00* | — | PAS | — | | 1.7 | BRP | 2.9 | PAS | — | | — | | — | |
| 1959 24 | 19:58:20.60 | | — | — | 35.753 | 117.999 | — | | — | 5.00 | — | PDX | — | | — | | 3.4 | PDX | — | | — | | — | |
| 1959 29 | 20:28:14.00 | | — | — | 35.700 | 118.000 | — | B | — | 16.00* | — | PAS | 1 | BRP | 2.0 | BRP | 3.1 | PAS | — | | — | | — | |
| 1959 NOV 12 | 14:51: 4.00 | | — | — | 35.683 | 117.967 | — | B | — | 16.00* | — | PAS | — | | 1.8 | BRP | 3.0 | PAS | — | | — | | — | |
| 1959 16 | 12: 5:34.90 | | — | — | 35.733 | 118.000 | — | | — | 10.00* | — | PDX | — | | — | | 2.8 | PDX | — | | — | | — | |
| 1959 16 | 12:15:23.00 | | — | — | 35.750 | 118.000 | — | C | — | 16.00* | — | PAS | — | | 1.7 | BRP | 2.9 | PAS | — | | — | | — | |
| 1959 23 | 20: 2:41.00 | | — | — | 35.783 | 117.600 | — | B | — | 16.00* | — | PAS | 1 | BRP | 2.0 | BRP | 3.1 | PAS | — | | — | | 3.1 | BRK |
| 1959 DEC 24 | 11:24:12.00 | SIZ | — | — | 37.000 | 116.000 | — | | — | 0.00* | — | KKG | — | | — | | — | | — | | — | | 4.3 | KKG |
| 1960 JAN 11 | 19: 8:40.00 | | — | — | 37.167 | 117.983 | — | B | — | 16.00* | — | PAS | 1 | BRP | 2.8 | BRP | 3.7 | PAS | — | | — | | 3.7 | BRK |
| 1960 21 | 14:29:56.00 | | — | — | 38.470 | 117.880 | — | C | — | — | — | BRK | — | | — | | 4.2 | BRK | — | | — | | 4.2 | RYC |
| 1960 21 | 15:27:21.00 | | — | — | 38.470 | 117.880 | — | C | — | — | — | BRK | — | | — | | 4.1 | BRK | — | | — | | 4.1 | RYC |
| 1960 26 | 4:17:19.40 | | — | — | 36.654 | 115.946 | — | | — | 8.00* | — | GDY | 6 | BRP | 4.9 | BRP | 4.9 | BRK | — | | — | | 4.9 | PAS |
| 1960 MAR 29 | 9:58:11.00 | | — | — | 35.967 | 117.367 | — | C | — | 16.00* | — | PAS | — | | 1.8 | BRP | 3.0 | PAS | — | | — | | 3.0 | BRK |
| 1960 MAY 9 | 6:42:31.00 | | — | — | 37.750 | 117.750 | — | | — | — | — | RYC | — | | — | | — | | — | | — | | 2.0 | RYC |
| 1960 AUG 17 | 9: 5:48.00 | | — | — | 38.150 | 117.970 | — | B | — | — | — | BRK | — | | — | | 3.1 | BRK | — | | — | | — | |

| DATE (UTC) | ORIGIN TIME HR MN SEC | HYPOCENTER FLAG | RMS | NO | LATITUDE | LONGITUDE | ERH | Q | GAP | DEPTH | ERZ | REF | INTENSITY I | REF | MAGNITUDE MS | REF | ML | REF | MD | REF | mb | REF | OTH | REF |
|---|---|---|---|---|---|---|---|---|---|---|---|---|---|---|---|---|---|---|---|---|---|---|---|---|
| 1960 OCT 16 | 23: 5:59.00 | | — | — | 35.750 | 117.333 | — | C | — | 16.00* | — | PAS | 1 | BRP | 2.4 | BRP | 3.4 | PAS | — | | — | | — | |
| 1960 NOV 13 | 7:52:58.00 | | — | — | 35.750 | 118.000 | — | B | — | 16.00* | — | PAS | 1 | BRP | 2.4 | BRP | 3.4 | PAS | — | | — | | — | |
| 1961 JAN 1 | 14:27:26.00 | | — | — | 35.717 | 118.000 | — | B | — | 16.00* | — | PAS | 1 | BRP | 2.0 | BRP | 3.1 | PAS | — | | — | | — | |
| 1961 28 | 17: 2:11.10 | | — | — | 35.770 | 117.962 | — | | — | 7.00 | — | PDX | — | | — | | 3.6 | PDX | — | | — | | — | |
| 1961 MAR 27 | 9: 0:38.95 | | — | — | 36.743 | 116.178 | — | | — | 8.00* | — | GDY | 5 | BRP | 4.4 | BRP | 4.4 | PAS | — | | — | | 4.4 | BRK |
| 1961 27 | 9:15: 6.00 | | — | — | 36.600 | 116.300 | — | D | — | 16.00* | — | PAS | 3 | BRP | 3.5 | BRP | 3.6 | PAS | — | | — | | 3.6 | BRK |
| 1961 APR 11 | 18:23:19.00 | | — | — | 38.470 | 117.830 | — | B | — | — | — | BRK | — | | — | | 3.4 | BRK | — | | — | | — | |
| 1961 25 | 21:58:44.83 | | — | — | 36.202 | 117.853 | — | B | — | 1.00* | — | PAS | — | | 1.8 | BRP | 3.0 | PAS | — | | — | | 3.0 | BRK |
| 1961 26 | 1:30:25.00 | | — | — | 36.217 | 118.000 | — | B | — | 16.00* | — | PAS | — | | 1.5 | BRP | 2.7 | PAS | — | | — | | 2.7 | BRK |
| 1961 MAY 2 | 10:11:56.00 | | — | — | 35.717 | 117.417 | — | B | — | 16.00* | — | PAS | — | | 1.8 | BRP | 3.0 | PAS | — | | — | | — | |
| 1961 29 | 1:48:43.00 | | — | — | 35.683 | 117.717 | — | B | — | 16.00* | — | PAS | 1 | BRP | 2.5 | BRP | 3.5 | PAS | — | | — | | — | |
| 1961 JUL 20 | 16:25:48.00 | | — | — | 37.970 | 117.870 | — | C | — | — | — | BRK | — | | — | | 3.4 | BRK | — | | — | | — | |
| 1961 28 | 13:12:30.00 | | — | — | 35.737 | 117.966 | — | | — | 2.00 | — | PDX | 1 | BRP | 2.2 | BRP | 3.3 | PDX | — | | — | | — | |
| 1961 AUG 6 | 13:57:13.98 | | — | — | 35.965 | 116.907 | — | C | — | 8.20 | — | PAS | 1 | BRP | 2.2 | BRP | 3.3 | PAS | — | | — | | 3.3 | BRK |
| 1961 SEP 28 | 8:28:29.48 | | — | — | 35.782 | 117.418 | — | B | — | 1.00* | — | PAS | 2 | BRP | 3.0 | BRP | 3.9 | PAS | — | | — | | 3.9 | BRK |
| 1961 OCT 1 | 17:16:32.00 | | — | — | 36.500 | 117.000 | — | D | — | — | — | BRK | 2 | BRP | 3.4 | BRP | 4.2 | BRK | — | | — | | — | |
| 1961 1 | 17:16:41.00 | | — | — | 37.500 | 117.830 | — | C | — | — | — | BRK | 4 | BRP | 3.7 | BRP | 3.8 | BRK | — | | — | | 3.8 | PAS |
| 1961 2 | 7: 4: 0.00 | | — | — | 37.500 | 117.830 | — | C | — | — | — | BRK | 3 | BRP | 3.0 | BRP | 3.1 | BRK | — | | — | | 3.1 | PAS |
| 1961 2 | 12:49:37.00 | | — | — | 37.080 | 117.620 | — | C | — | — | — | BRK | 3 | BRP | 3.0 | BRP | 3.5 | BRK | — | | — | | 3.1 | PAS |
| 1961 2 | 16:22:28.00 | | — | — | 37.470 | 117.530 | — | B | — | — | — | BRK | 3 | BRP | 3.2 | BRP | 3.7 | BRK | — | | — | | 3.3 | PAS |
| 1961 13 | 11:49:47.72 | | — | — | 35.745 | 117.240 | — | B | — | 9.10 | — | PAS | 1 | BRP | 2.1 | BRP | 3.2 | PAS | — | | — | | — | |
| 1961 19 | 5: 1: 1.93 | | — | — | 35.833 | 117.813 | — | B | — | 3.00* | — | PAS | 1 | BRP | 2.4 | BRP | 3.4 | PAS | — | | — | | 3.4 | BRK |
| 1961 19 | 5: 9:44.71 | | — | — | 35.864 | 117.891 | — | | — | 8.00* | — | GDY | 7 | PDX | 5.1 | BRP | 5.2 | PAS | — | | — | | 5.2 | BRK |
| 1961 19 | 6:29:56.00 | | — | — | 35.833 | 117.767 | — | C | — | 16.00* | — | PAS | — | | 0.5 | BRP | 2.0 | PAS | — | | — | | — | |
| 1961 24 | 6:31: 6.00 | | — | — | 37.600 | 117.900 | — | D | — | — | — | BRK | — | | — | | 3.2 | BRK | — | | — | | — | |
| 1961 31 | 0: 0:42.95 | | — | — | 36.459 | 117.957 | — | C | — | 1.60 | — | PAS | 1 | BRP | 2.5 | BRP | 3.5 | PAS | — | | — | | 3.6 | BRK |
| 1961 NOV 1 | 17: 2:47.32 | | — | — | 36.167 | 117.781 | — | B | — | 12.50 | — | PAS | — | | 1.6 | BRP | 2.8 | PAS | — | | — | | 2.8 | BRK |
| 1961 26 | 2:38: 2.00 | | — | — | 35.833 | 116.367 | — | C | — | 16.00* | — | PAS | 1 | BRP | 2.6 | BRP | 3.6 | PAS | — | | — | | 3.6 | BRK |
| 1961 DEC 3 | 23:27: 6.00 | CPDX | — | — | 37.045 | 116.028 | — | | — | — | — | PDX | — | | — | | — | | — | | — | | — | |
| 1961 19 | 21:53: 7.00 | | — | — | 37.700 | 117.800 | — | D | — | — | — | BRK | — | | — | | 3.4 | BRK | — | | — | | — | |
| 1961 22 | 5:47: 0.00 | | — | — | 35.800 | 116.400 | — | D | — | 16.00* | — | PAS | 1 | BRP | 2.9 | BRP | 3.8 | PAS | — | | — | | 3.8 | BRK |
| 1962 JAN 19 | 2: 0:34.99 | | — | — | 35.808 | 117.575 | — | B | — | 1.00* | — | PAS | — | | 1.5 | BRP | 2.7 | PAS | — | | — | | 2.7 | BRK |
| 1962 21 | 10:15:11.20 | | — | — | 37.420 | 115.010 | — | | — | — | — | ALX | — | | — | | — | | — | | — | | 2.4 | ALX |
| 1962 MAR 5 | 18: 0: 0.10 | SIZ | — | — | 37.111 | 116.048 | — | | — | — | — | PDX | — | | — | | — | | — | | — | | — | |
| 1962 15 | 11:36: 9.00 | | — | — | 36.600 | 115.900 | — | D | — | 16.00* | — | PAS | 2 | BRP | 3.0 | BRP | 3.0 | PAS | — | | — | | 3.0 | BRK |
| 1962 30 | 16:51:50.50 | | — | — | 35.960 | 115.260 | — | | — | — | — | ALX | — | | — | | — | | — | | — | | 2.1 | ALX |
| 1962 31 | 13:27:14.20 | | — | — | 38.100 | 115.940 | — | | — | — | — | ALX | — | | — | | — | | — | | — | | 2.4 | ALX |
| 1962 APR 15 | 14:24:25.20 | | — | — | 38.160 | 115.920 | — | | — | — | — | ALX | — | | — | | — | | — | | — | | 2.3 | ALX |
| 1962 23 | 4:20:10.50 | | — | — | 38.170 | 116.000 | — | | — | — | — | ALX | — | | — | | — | | — | | — | | 2.9 | ALX |
| 1962 23 | 5:45:42.50 | | — | — | 38.200 | 116.040 | — | | — | — | — | ALX | — | | — | | — | | — | | — | | 1.8 | ALX |
| 1962 23 | 6:48:47.00 | | — | — | 37.840 | 117.070 | — | | — | — | — | ALX | — | | — | | — | | — | | — | | 2.3 | ALX |
| 1962 23 | 9: 2: 7.70 | | — | — | 37.480 | 115.120 | — | | — | — | — | ALX | — | | — | | — | | — | | — | | 2.5 | ALX |
| 1962 29 | 18:45: 0.70 | | — | — | 38.230 | 116.030 | — | | — | — | — | ALX | — | | — | | — | | — | | — | | 2.5 | ALX |
| 1962 MAY 6 | 6:50:19.60 | | — | — | 36.850 | 115.640 | — | | — | — | — | ALX | — | | — | | — | | — | | — | | 1.9 | ALX |
| 1962 8 | 19:30:33.99 | | — | — | 36.032 | 117.689 | — | B | — | 1.00* | — | PAS | — | | 1.7 | BRP | 2.9 | PAS | — | | — | | 2.9 | BRK |
| 1962 14 | 13:41:59.20 | | — | — | 36.090 | 115.250 | — | | — | — | — | ALX | — | | — | | — | | — | | — | | 2.6 | ALX |
| 1962 JUN 6 | 19:46: 2.90 | | — | 11 | 37.770 | 117.650 | — | C | — | — | — | BRK | — | | — | | 3.7 | BRK | — | | — | | — | |
| 1962 24 | 18:17:53.00 | | — | — | 36.183 | 117.750 | — | C | — | 16.00* | — | PAS | 1 | BRP | 2.0 | BRP | 3.1 | PAS | — | | — | | 3.1 | BRK |

SGB HISTORICAL HYPOCENTER SUMMARY 1868-1978

| DATE (UTC) | ORIGIN TIME HR MN SEC | HYPOCENTER FLAG | RMS | NO | LATITUDE | LONGITUDE | ERH | Q | GAP | DEPTH | ERZ | REF | INTENSITY I | REF | MAGNITUDE MS | REF | ML | REF | MD | REF | mb | REF | OTH | REF |
|---|---|---|---|---|---|---|---|---|---|---|---|---|---|---|---|---|---|---|---|---|---|---|---|---|
| 1962 JUN 24 | 18:18:28.00 | | — | — | 36.183 | 117.750 | — | C | — | 16.00* | — | PAS | 1 | BRP | 2.0 | BRP | 3.1 | PAS | — | | — | | 3.1 | BRK |
| 1962 JUL 8 | 15:58:15.80 | | — | — | 37.700 | 115.200 | — | C | — | 33.00* | — | BRP | — | | — | | — | | — | | — | | — | |
| 1962 AUG 17 | 11: 3:53.66 | | — | — | 35.949 | 117.981 | — | B | — | 5.40 | — | PAS | 1 | BRP | 2.1 | BRP | 3.2 | PAS | — | | — | | 3.2 | BRK |
| 1962 SEP 19 | 18:50:30.60 | | — | — | 35.800 | 118.000 | — | B | — | — | — | BRK | 1 | BRP | 2.0 | BRP | 3.1 | BRK | — | | — | | — | |
| 1962 20 | 17:12:38.70 | CSNL | — | — | 37.430 | 115.650 | — | | — | — | — | ALX | — | | — | | — | | — | | — | | 3.5 | ALX |
| 1962 23 | 21:29:44.00 | | — | — | 37.600 | 117.400 | — | D | — | — | — | BRK | 3 | BRP | 3.0 | BRP | 3.1 | BRK | — | | — | | 3.1 | PAS |
| 1962 OCT 17 | 17:20:34.90 | LM | — | — | 35.900 | 114.760 | — | | — | — | — | ALX | — | | — | | — | | — | | — | | 3.0 | ALX |
| 1962 25 | 17:34:53.90 | | — | — | 36.230 | 115.190 | — | | — | — | — | ALX | — | | — | | — | | — | | — | | 2.7 | ALX |
| 1962 NOV 13 | 6:35:30.40 | | — | 16 | 37.700 | 117.920 | — | C | — | — | — | BRK | — | | — | | 3.7 | BRK | — | | — | | — | |
| 1962 16 | 20:15:50.20 | | — | — | 37.120 | 114.960 | — | | — | — | — | ALX | — | | — | | — | | — | | — | | 2.9 | ALX |
| 1962 27 | 11:44:11.90 | | — | — | 37.590 | 114.750 | — | | — | — | — | ALX | — | | — | | — | | — | | — | | 3.5 | ALX |
| 1962 DEC 8 | 7:22: 7.00 | | — | — | 37.410 | 117.430 | — | | — | — | — | ALX | — | | — | | — | | — | | — | | 2.4 | ALX |
| 1963 JAN 1 | 10:28: 7.70 | | — | 8 | 36.970 | 117.070 | — | C | — | — | — | BRK | — | | — | | 3.6 | BRK | — | | — | | — | |
| 1963 1 | 18:37:49.52 | | — | — | 36.073 | 117.963 | — | B | — | 5.10 | — | PAS | — | | 1.7 | BRP | 2.9 | PAS | — | | — | | 2.9 | BRK |
| 1963 7 | 12: 9:54.20 | | — | — | 36.980 | 117.450 | — | | — | — | — | ALX | — | | — | | — | | — | | — | | 2.5 | ALX |
| 1963 25 | 7:31:49.60 | | — | — | 37.240 | 117.260 | — | | — | — | — | ALX | — | | — | | — | | — | | — | | 2.5 | ALX |
| 1963 FEB 27 | 12:57:50.00 | | — | 5 | 35.920 | 117.760 | — | D | — | — | — | BRK | 1 | BRP | 2.5 | BRP | 3.5 | BRK | — | | — | | — | |
| 1963 MAR 25 | 9:28:42.77 | LM | — | — | 36.018 | 114.771 | — | | — | 8.00* | — | GDY | 6 | PDX | 5.0 | BRP | 4.9 | PAS | — | | 4.3 | PDX | 4.6 | KKG |
| 1963 26 | 4:29:42.00 | LM | — | — | 36.000 | 114.900 | — | D | — | 16.00* | — | PAS | — | | — | | 3.2 | PAS | — | | — | | 3.2 | RYC |
| 1963 APR 1 | 20:37: 9.00 | LM | — | — | 36.100 | 114.800 | — | | — | 16.00* | — | PAS | — | | — | | 3.3 | PAS | — | | — | | 3.3 | RYC |
| 1963 2 | 9:40:45.00 | LM | — | — | 36.200 | 114.900 | — | | — | 16.00* | — | PAS | — | | — | | 3.3 | PAS | — | | — | | 3.3 | RYC |
| 1963 18 | 17:30: 9.60 | | — | — | 37.780 | 117.400 | — | | — | — | — | ALX | — | | — | | — | | — | | — | | 2.4 | ALX |
| 1963 19 | 3:21: 9.66 | | — | — | 35.772 | 117.992 | — | B | — | 5.40 | — | PAS | 1 | BRP | 2.6 | BRP | 3.6 | PAS | — | | — | | 3.6 | BRK |
| 1963 23 | 8:13: 0.00 | LM | — | — | 36.000 | 115.000 | — | | — | — | — | CVH | 5 | CVH | — | | 4.0 | RWL | — | | — | | — | |
| 1963 26 | 4:18:48.00 | LM | — | — | 36.000 | 114.900 | — | D | — | 16.00* | — | PAS | — | | — | | 3.2 | PAS | — | | — | | 3.2 | RYC |
| 1963 27 | 2:29:18.60 | | — | — | 37.340 | 114.900 | — | | — | — | — | ALX | — | | — | | — | | — | | — | | 2.0 | ALX |
| 1963 27 | 3: 0:15.40 | | — | — | 37.220 | 117.230 | — | | — | — | — | ALX | — | | — | | — | | — | | — | | 2.2 | ALX |
| 1963 27 | 9:57:55.20 | | — | — | 37.210 | 117.180 | — | | — | — | — | ALX | — | | — | | — | | — | | — | | 2.5 | ALX |
| 1963 29 | 9:30:36.00 | | — | — | 38.000 | 117.300 | — | D | — | 16.00* | — | PAS | — | | — | | 3.3 | PAS | — | | — | | 3.3 | RYC |
| 1963 MAY 4 | 10:48: 8.60 | SIZ | — | — | 37.260 | 115.940 | — | | — | — | — | ALX | — | | — | | — | | — | | — | | 2.7 | ALX |
| 1963 6 | 14:43:14.50 | | — | — | 36.820 | 116.110 | — | | — | — | — | ALX | — | | — | | — | | — | | — | | 2.5 | ALX |
| 1963 13 | 19:25: 9.90 | LM | — | — | 36.300 | 114.610 | — | | — | — | — | ALX | — | | — | | — | | — | | — | | 2.5 | ALX |
| 1963 16 | 16: 9:56.00 | | — | — | 36.150 | 117.840 | — | | — | — | — | ALX | — | | — | | — | | — | | — | | 2.1 | ALX |
| 1963 18 | 7:17:42.90 | | — | — | 36.480 | 115.740 | — | | — | — | — | ALX | — | | — | | — | | — | | — | | 1.8 | ALX |
| 1963 18 | 20:58:52.50 | LM | — | — | 36.100 | 114.700 | — | C | — | 5.00* | — | BRP | — | | — | | — | | — | | 4.4 | PDX | — | |
| 1963 21 | 18:38:55.00 | | — | — | 38.330 | 115.020 | — | | — | — | — | ALX | — | | — | | — | | — | | — | | 1.9 | ALX |
| 1963 24 | 10:44:52.70 | | — | — | 37.530 | 115.380 | — | | — | — | — | ALX | — | | — | | — | | — | | — | | 2.5 | ALX |
| 1963 25 | 0:39:47.10 | SIZ | — | — | 37.240 | 116.160 | — | | — | — | — | ALX | — | | — | | — | | — | | — | | 2.2 | ALX |
| 1963 26 | 10:10:13.10 | | — | — | 37.680 | 115.000 | — | | — | — | — | ALX | — | | — | | — | | — | | — | | 1.7 | ALX |
| 1963 26 | 19:44:50.00 | | — | 12 | 38.200 | 118.000 | — | | — | — | — | BRK | — | | — | | 3.7 | BRK | — | | — | | — | |
| 1963 29 | 15:12:42.20 | CSNL | — | — | 37.050 | 116.120 | — | | — | — | — | ALX | — | | — | | — | | — | | — | | 2.6 | ALX |
| 1963 JUN 5 | 22: 1:27.10 | | — | — | 36.840 | 115.330 | — | | — | — | — | ALX | — | | — | | — | | — | | — | | 2.9 | ALX |
| 1963 11 | 18:17: 8.20 | LM | — | — | 36.170 | 114.690 | — | | — | — | — | ALX | — | | — | | — | | — | | — | | 2.2 | ALX |
| 1963 JUL 7 | 16:55:11.60 | | — | — | 38.190 | 115.780 | — | | — | — | — | ALX | — | | — | | — | | — | | — | | 1.8 | ALX |
| 1963 9 | 7:56:24.10 | | — | — | 37.670 | 115.880 | — | | — | — | — | ALX | — | | — | | — | | — | | — | | 2.6 | ALX |
| 1963 11 | 18:30: 4.50 | SIZ | — | — | 37.030 | 115.960 | — | | — | — | — | ALX | — | | — | | — | | — | | — | | 2.1 | ALX |
| 1963 18 | 4: 1:16.30 | | — | — | 37.200 | 115.600 | — | C | — | 25.00* | — | BRP | 4 | BRP | 3.0 | BRP | — | | — | | 3.9 | PDX | 3.9 | KKG |
| 1963 18 | 6:33:24.10 | | — | — | 37.200 | 115.500 | — | C | — | 25.00* | — | BRP | — | | — | | — | | — | | 3.9 | PDX | — | |

| DATE (UTC) | ORIGIN TIME HR MN SEC | HYPOCENTER FLAG | RMS | NO | LATITUDE | LONGITUDE | ERH | Q | GAP | DEPTH | ERZ | REF | INTENSITY I | REF | MAGNITUDE MS | REF | ML | REF | MD | REF | mb | REF | OTH | REF |
|---|---|---|---|---|---|---|---|---|---|---|---|---|---|---|---|---|---|---|---|---|---|---|---|---|
| 1963 JUL 20 | 11:48:35.70 | | — | — | 37.500 | 117.620 | — | | — | — | — | ALX | — | | — | | — | | — | | — | | 1.9 | ALX |
| 1963 20 | 19:13: 5.90 | | — | — | 37.100 | 115.600 | — | C | — | 25.00* | — | BRP | 5 | BRP | 4.0 | BRP | — | | — | | 4.1 | PDX | 4.1 | KKG |
| 1963 26 | 10: 4:57.20 | | — | — | 37.120 | 115.450 | — | | — | — | — | ALX | — | | — | | — | | — | | — | | 2.5 | ALX |
| 1963 28 | 23:46:39.40 | | — | — | 37.370 | 115.320 | — | | — | — | — | ALX | — | | — | | — | | — | | — | | 2.4 | ALX |
| 1963 AUG 14 | 19: 2:33.90 | | — | — | 36.610 | 115.590 | — | | — | — | — | ALX | — | | — | | — | | — | | — | | 2.6 | ALX |
| 1963 24 | 10:49: 6.89 | | — | — | 36.128 | 117.688 | — | B | — | 8.10 | — | PAS | 1 | BRP | 2.4 | BRP | 3.4 | PAS | — | | 3.7 | PDX | — | |
| 1963 24 | 19:58:34.40 | | — | — | 36.167 | 117.640 | — | C | — | 2.00* | — | PAS | 1 | BRP | 2.2 | BRP | 3.3 | PAS | — | | — | | 3.3 | BRK |
| 1963 26 | 22:45:59.20 | | — | — | 36.097 | 117.856 | — | C | — | 10.90 | — | PAS | — | | 0.9 | BRP | 2.3 | PAS | — | | — | | 2.3 | BRK |
| 1963 SEP 1 | 15:39: 0.00 | | — | — | 37.500 | 115.600 | — | D | — | 16.00* | — | PAS | — | | — | | 3.4 | PAS | — | | — | | — | |
| 1963 14 | 12:28:13.50 | | — | — | 35.819 | 117.973 | — | | — | 5.00 | — | PDX | — | | — | | 3.4 | PDX | — | | — | | — | |
| 1963 OCT 8 | 20: 1:22.60 | | — | — | 37.480 | 115.070 | — | | — | — | — | ALX | — | | — | | — | | — | | — | | 3.1 | ALX |
| 1963 8 | 22:41:31.20 | | — | — | 37.250 | 115.250 | — | | — | — | — | ALX | — | | — | | — | | — | | — | | 2.4 | ALX |
| 1963 9 | 8:17:37.20 | | — | — | 37.180 | 114.760 | — | | — | — | — | ALX | — | | — | | — | | — | | — | | 1.8 | ALX |
| 1963 28 | 5:35:15.94 | | — | — | 35.992 | 117.914 | — | B | — | 1.00* | — | PAS | — | | 1.5 | BRP | 2.7 | PAS | — | | — | | 2.7 | BRK |
| 1963 NOV 4 | 1:32:37.49 | | — | — | 35.754 | 117.730 | — | B | — | 1.00* | — | PAS | 1 | BRP | 2.2 | BRP | 3.3 | PAS | — | | — | | — | |
| 1963 8 | 21:53:45.20 | | — | — | 36.244 | 117.850 | — | B | — | 1.00* | — | PAS | — | | 1.3 | BRP | 2.6 | PAS | — | | — | | 2.6 | BRK |
| 1963 8 | 23:29:43.34 | | — | — | 35.820 | 117.619 | — | B | — | 1.00* | — | PAS | 1 | BRP | 2.4 | BRP | 3.4 | PAS | — | | — | | 3.4 | BRK |
| 1963 16 | 11:58:41.50 | | — | — | 38.100 | 117.000 | — | | — | 0.00* | — | KKG | — | | — | | — | | — | | — | | 4.0 | KKG |
| 1963 16 | 12:56:36.40 | | — | — | 38.200 | 117.100 | — | | — | 0.00* | — | KKG | — | | — | | — | | — | | — | | — | |
| 1963 16 | 14:23:43.20 | | — | — | 38.100 | 117.000 | — | | — | 0.00* | — | KKG | — | | — | | — | | — | | — | | 3.7 | KKG |
| 1963 16 | 16:48:10.20 | | — | 2 | 38.000 | 117.090 | — | | — | — | — | BRK | 5 | BRP | 4.0 | BRP | 4.0 | BRK | — | | 4.0 | PDX | — | |
| 1963 16 | 17:40: 2.70 | | — | — | 38.100 | 117.000 | — | | — | 0.00* | — | KKG | — | | — | | — | | — | | — | | — | |
| 1963 16 | 19:17:55.70 | | — | — | 38.000 | 117.100 | — | C | — | 15.00* | — | BRP | — | | — | | — | | — | | — | | — | |
| 1963 16 | 22:51:25.80 | | — | — | 38.000 | 117.000 | — | C | — | 15.00* | — | BRP | 5 | BRP | 4.0 | BRP | — | | — | | 4.1 | PDX | 4.1 | KKG |
| 1963 17 | 2:32:49.00 | | — | — | 38.000 | 117.100 | — | C | — | 15.00* | — | BRP | — | | — | | — | | — | | — | | — | |
| 1963 DEC 6 | 13:54:22.12 | | — | — | 36.449 | 117.910 | — | C | — | 1.00* | — | PAS | 4 | BRK | 2.9 | BRP | 3.8 | PAS | — | | 4.1 | PDX | 3.8 | BRK |
| 1964 JAN 16 | 18: 8:40.20 | CPDX | — | — | 37.100 | 116.000 | — | | — | — | — | PDX | — | | — | | — | | — | | — | | — | |
| 1964 23 | 16:39:45.30 | CPDX | — | 7 | 37.000 | 116.000 | — | | — | — | — | PDX | — | | — | | — | | — | | — | | — | |
| 1964 28 | 10:43:55.10 | | — | 11 | 38.480 | 117.810 | — | | — | — | — | BRK | — | | — | | 3.4 | BRK | — | | — | | — | |
| 1964 30 | 16: 0: 1.80 | SIZ | — | — | 37.126 | 116.130 | — | | — | 8.00* | — | GDY | — | | — | | — | | — | | — | | — | |
| 1964 FEB 6 | 16:17:49.54 | HE | — | — | 37.303 | 116.247 | — | | — | 8.00* | — | GDY | — | | — | | — | | — | | — | | — | |
| 1964 12 | 15:37:59.52 | SIZ | — | — | 37.030 | 116.121 | — | | — | 8.00* | — | GDY | — | | — | | — | | — | | — | | — | |
| 1964 13 | 15:30: 2.10 | SIZ | — | — | 37.142 | 115.985 | — | | — | 8.00* | — | GDY | — | | — | | — | | — | | — | | — | |
| 1964 13 | 16:20:35.00 | | — | 5 | 36.500 | 117.000 | — | | — | — | — | ISC | — | | — | | — | | — | | — | | — | |
| 1964 15 | 2: 7:12.00 | | — | — | 36.167 | 118.000 | — | D | — | 16.00* | — | PAS | — | | 1.2 | BRP | 2.5 | PAS | — | | — | | 2.5 | BRK |
| 1964 15 | 15:47: 9.13 | | — | — | 36.986 | 117.949 | — | | — | 8.00* | — | GDY | — | | — | | — | | — | | — | | 3.5 | GDY |
| 1964 18 | 15:37:20.60 | SIZ | — | — | 37.045 | 116.007 | — | | — | 8.00* | — | GDY | — | | — | | — | | — | | 4.7 | ISC | 4.7 | GDY |
| 1964 18 | 15:51:46.77 | CSNL | — | — | 36.965 | 115.961 | — | | — | 8.00* | — | GDY | — | | — | | — | | — | | — | | — | |
| 1964 18 | 17:17:15.00 | SIZ | — | 4 | 37.100 | 116.100 | — | | — | — | — | ISC | — | | — | | — | | — | | — | | — | |
| 1964 20 | 16:48: 8.50 | CPDX | — | — | 37.200 | 116.000 | — | | — | — | — | PDX | — | | — | | — | | — | | — | | — | |
| 1964 22 | 3:31:25.90 | | — | — | 37.000 | 116.500 | — | C | — | 33.00* | — | BRP | — | | — | | — | | — | | — | | — | |
| 1964 22 | 12:44:19.13 | | — | — | 36.634 | 116.401 | — | | — | 8.00* | — | GDY | — | | — | | — | | — | | — | | — | |
| 1964 24 | 10:53:52.75 | | — | — | 35.756 | 116.620 | — | C | — | 10.40 | — | PAS | 1 | BRP | 2.5 | BRP | 3.5 | PAS | — | | — | | 3.5 | BRK |
| 1964 25 | 18:40:25.41 | HE | — | — | 36.953 | 116.466 | — | | — | 8.00* | — | GDY | — | | — | | — | | — | | — | | — | |
| 1964 27 | 18:17:54.60 | HE | — | — | 37.200 | 116.300 | — | C | — | 30.00* | — | BRP | — | | — | | — | | — | | — | | — | |
| 1964 MAR 5 | 20:33:44.00 | | — | 3 | 36.600 | 116.800 | — | | — | — | — | ISC | — | | — | | — | | — | | — | | — | |
| 1964 10 | 1:56:19.00 | | — | 7 | 36.600 | 116.900 | — | | — | 33.00* | — | ISC | — | | — | | — | | — | | — | | — | |
| 1964 12 | 15: 0: 2.70 | SIZ | — | — | 37.076 | 115.940 | — | | — | 8.00* | — | GDY | — | | — | | — | | — | | — | | — | |

SGB HISTORICAL HYPOCENTER SUMMARY 1868-1978

| DATE (UTC) | ORIGIN TIME HR MN SEC | HYPOCENTER FLAG | RMS | NO | LATITUDE | LONGITUDE | ERH | Q | GAP | DEPTH | ERZ | REF | INTENSITY I | REF | MAGNITUDE MS | REF | ML | REF | MD | REF | mb | REF | OTH | REF |
|---|---|---|---|---|---|---|---|---|---|---|---|---|---|---|---|---|---|---|---|---|---|---|---|---|
| 1964 MAR 17 | 22:58:55.00 | | — | 5 | 36.000 | 116.900 | — | | — | — | — | ISC | — | | — | | — | | — | | — | | — | |
| 1964 21 | 14:53:26.00 | | — | 3 | 37.400 | 117.800 | — | | — | — | — | ISC | — | | — | | — | | — | | — | | — | |
| 1964 24 | 18:45: 5.00 | | — | 4 | 36.500 | 116.000 | — | | — | — | — | ISC | — | | — | | — | | — | | — | | — | |
| 1964 28 | 3:33:46.83 | | — | — | 35.824 | 114.919 | — | | — | 8.00* | — | GDY | 4 | PDX | 3.7 | BRP | — | | — | | — | | — | |
| 1964 APR 16 | 8: 3:20.06 | LM | — | — | 36.181 | 114.658 | — | | — | 8.00* | — | GDY | — | | — | | — | | — | | — | | — | |
| 1964 17 | 16:17: 6.00 | | — | 6 | 36.100 | 115.800 | — | | — | 33.00* | — | ISC | — | | — | | — | | — | | — | | — | |
| 1964 25 | 7:20:13.01 | CSNL | — | — | 37.080 | 116.053 | — | | — | 8.00* | — | GDY | — | | — | | — | | — | | 4.9 | ISC | 4.9 | GDY |
| 1964 29 | 20:57:14.80 | CSNL | — | — | 37.040 | 116.030 | — | | — | — | — | ISC | — | | — | | — | | — | | — | | — | |
| 1964 MAY 6 | 13:45:41.00 | | — | 3 | 37.300 | 114.700 | — | | — | — | — | ISC | — | | — | | — | | — | | — | | — | |
| 1964 7 | 12:39:24.10 | | — | — | 36.310 | 115.060 | — | | — | — | — | ALX | — | | — | | — | | — | | — | | 2.4 | ALX |
| 1964 14 | 14:44: 6.40 | CPDX | — | 5 | 37.000 | 116.100 | — | | — | — | — | PDX | — | | — | | — | | — | | — | | — | |
| 1964 15 | 16:25:39.30 | CPDX | — | 9 | 37.100 | 115.900 | — | | — | — | — | PDX | — | | — | | — | | — | | — | | — | |
| 1964 29 | 1:11: 7.78 | | — | — | 37.343 | 114.595 | — | | — | 8.00* | — | GDY | 4 | BRP | 3.0 | BRP | — | | — | | 3.5 | BRP | 3.6 | KKG |
| 1964 30 | 18:35:51.16 | | — | — | 37.179 | 115.563 | — | | — | 8.00* | — | GDY | — | | — | | — | | — | | — | | — | |
| 1964 JUN 8 | 2: 6:22.00 | | — | 6 | 38.000 | 116.200 | — | | — | — | — | ISC | — | | — | | — | | — | | — | | — | |
| 1964 12 | 14: 1: 1.44 | SIZ | — | — | 37.026 | 116.037 | — | | — | 8.00* | — | GDY | — | | — | | — | | — | | — | | — | |
| 1964 15 | 6:24:18.00 | | — | 3 | 37.500 | 115.500 | — | | — | — | — | ISC | — | | — | | — | | — | | — | | — | |
| 1964 15 | 12: 1:31.63 | | — | — | 37.456 | 114.656 | — | | — | 8.00* | — | GDY | — | | — | | — | | — | | — | | — | |
| 1964 15 | 16: 4: 3.20 | | — | — | 37.430 | 117.940 | — | | — | — | — | ALX | — | | — | | — | | — | | — | | 2.7 | ALX |
| 1964 18 | 13:30: 1.95 | SIZ | — | — | 37.181 | 116.114 | — | | — | 8.00* | — | GDY | — | | — | | — | | — | | — | | — | |
| 1964 24 | 15: 6:18.00 | | — | 9 | 36.800 | 116.700 | — | | — | 33.00* | — | ISC | — | | — | | — | | — | | — | | — | |
| 1964 25 | 14: 8:38.00 | CSNL | — | 10 | 37.100 | 116.100 | — | | — | 33.00* | — | ISC | — | | — | | — | | — | | — | | — | |
| 1964 JUL 7 | 6:39:21.62 | | — | — | 36.084 | 117.601 | — | C | — | 1.00* | — | PAS | 1 | BRP | 2.2 | BRP | 3.3 | PAS | — | | — | | 3.3 | BRK |
| 1964 8 | 3:15:24.30 | | — | — | 37.340 | 115.110 | — | | — | — | — | ALX | — | | — | | — | | — | | — | | 2.1 | ALX |
| 1964 16 | 14:18: 6.40 | CPDX | — | — | 37.200 | 116.100 | — | | — | — | — | PDX | — | | — | | — | | — | | — | | — | |
| 1964 31 | 9:42:35.70 | | — | 4 | 36.700 | 117.000 | — | | — | — | — | ISC | — | | — | | — | | — | | — | | — | |
| 1964 AUG 21 | 22: 3:51.60 | | — | — | 37.000 | 115.000 | — | C | — | 33.00* | — | BRP | 4 | BRP | 3.0 | BRP | — | | — | | 3.8 | PDX | 3.8 | KKG |
| 1964 24 | 1:20:36.00 | | — | 4 | 37.000 | 116.500 | — | | — | — | — | ISC | — | | — | | — | | — | | — | | — | |
| 1964 30 | 6:41:15.10 | | — | — | 37.220 | 115.050 | — | | — | — | — | ALX | — | | — | | — | | — | | — | | 2.1 | ALX |
| 1964 SEP 4 | 18:35: 4.30 | CPDX | — | — | 37.000 | 116.000 | — | | — | — | — | PDX | — | | — | | — | | — | | — | | — | |
| 1964 11 | 14: 0: 0.00 | | — | 5 | 37.200 | 114.800 | — | | — | — | — | ISC | — | | — | | — | | — | | — | | — | |
| 1964 16 | 5:34:29.22 | | — | — | 37.114 | 114.910 | — | | — | 8.00* | — | GDY | — | | — | | — | | — | | — | | — | |
| 1964 22 | 6: 5: 0.00 | LM | — | — | 36.000 | 114.900 | — | G | — | — | — | BRP | — | | — | | — | | — | | — | | — | |
| 1964 23 | 17: 9:38.84 | LM | — | — | 35.940 | 114.829 | — | | — | 8.00* | — | GDY | 5 | PDX | 4.0 | BRP | 4.4 | PAS | — | | 4.4 | PDX | 4.4 | KKG |
| 1964 24 | 7:17:22.70 | LM | — | — | 35.950 | 114.640 | — | | — | — | — | ALX | — | | — | | — | | — | | — | | 2.2 | ALX |
| 1964 30 | 5: 1:16.80 | LM | — | — | 35.900 | 114.720 | — | | — | — | — | ALX | — | | — | | — | | — | | — | | 2.3 | ALX |
| 1964 OCT 4 | 21:31: 4.70 | | — | — | 37.310 | 114.800 | — | | — | — | — | ALX | — | | — | | — | | — | | — | | 2.7 | ALX |
| 1964 16 | 16: 9:40.43 | | — | — | 35.939 | 117.275 | — | | — | 8.00* | — | GDY | — | | — | | — | | — | | — | | — | |
| 1964 30 | 17:44:56.52 | | — | — | 37.992 | 117.838 | — | | — | 8.00* | — | GDY | — | | — | | 3.5 | BRK | — | | — | | 3.5 | GDY |
| 1964 30 | 17:50:38.00 | | — | 14 | 37.500 | 117.500 | — | | — | — | — | BRK | — | | — | | 4.1 | BRK | — | | — | | — | |
| 1964 30 | 19: 1:43.99 | | — | — | 37.505 | 117.860 | — | | — | 8.00* | — | GDY | — | | — | | — | | — | | — | | 3.5 | GDY |
| 1964 30 | 19: 3: 9.30 | | — | 14 | 37.500 | 117.800 | — | | — | — | — | BRK | 6 | PDX | 5.0 | BRP | 4.5 | BRK | — | | 4.4 | PDX | 4.5 | PAS |
| 1964 30 | 19:14:25.00 | | — | 6 | 37.500 | 117.900 | — | | — | 33.00* | — | ISC | — | | — | | — | | — | | — | | — | |
| 1964 30 | 19:19:45.00 | | — | 5 | 37.500 | 117.800 | — | | — | — | — | ISC | — | | — | | — | | — | | — | | — | |
| 1964 30 | 19:40:28.75 | | — | — | 37.835 | 117.823 | — | | — | 8.00* | — | GDY | — | | — | | 3.5 | BRK | — | | — | | 3.5 | PAS |
| 1964 30 | 23: 2:59.50 | | — | — | 37.700 | 118.000 | — | C | — | 20.00* | — | BRP | 5 | BRP | 4.0 | BRP | — | | — | | 4.0 | BRP | — | |
| 1964 31 | 11:57:31.70 | | — | — | 38.200 | 117.800 | — | | — | — | — | BRK | — | | — | | 3.7 | BRK | — | | — | | 3.5 | PAS |
| 1964 31 | 18:41:22.52 | | — | — | 36.733 | 116.720 | — | | — | 8.00* | — | GDY | — | | — | | — | | — | | — | | — | |

| DATE (UTC) | ORIGIN TIME HR MN SEC | HYPOCENTER FLAG | RMS | NO | LATITUDE | LONGITUDE | ERH | Q | GAP | DEPTH | ERZ | REF | INTENSITY I | REF | MAGNITUDE MS | REF | ML | REF | MD | REF | mb | REF | OTH | REF |
|---|---|---|---|---|---|---|---|---|---|---|---|---|---|---|---|---|---|---|---|---|---|---|---|---|
| 1964 OCT 31 | 19:35:24.70 | | — | — | 38.000 | 117.800 | — | | — | — | — | BRK | 4 | BRP | 3.0 | BRP | 4.0 | BRK | — | | 4.0 | PDX | 4.0 | PAS |
| 1964 31 | 21:37:27.11 | | — | — | 38.001 | 117.814 | — | | — | 8.00* | — | GDY | — | | — | | — | | — | | — | | — | |
| 1964 NOV 1 | 19: 2:27.31 | | — | — | 37.498 | 117.824 | — | | — | 8.00* | — | GDY | — | | — | | — | | — | | — | | — | |
| 1964 1 | 20:41: 7.70 | | — | — | 38.000 | 117.700 | — | | — | — | — | BRK | 4 | BRP | 3.0 | BRP | 3.9 | BRK | — | | 3.8 | PDX | 3.5 | PAS |
| 1964 2 | 1:15:53.90 | LM | — | — | 36.170 | 114.730 | — | | — | — | — | ALX | — | | — | | — | | — | | — | | 2.4 | ALX |
| 1964 2 | 3:13: 3.10 | | — | 5 | 37.100 | 117.600 | — | | — | 33.00* | — | ISC | — | | — | | — | | — | | — | | — | |
| 1964 2 | 11:38:53.43 | | — | — | 37.593 | 117.981 | — | | — | 8.00* | — | GDY | — | | — | | 4.4 | BRK | — | | 4.4 | PDX | 4.4 | PAS |
| 1964 2 | 14: 4:39.59 | | — | — | 38.012 | 117.731 | — | | — | 8.00* | — | GDY | — | | — | | — | | — | | — | | — | |
| 1964 3 | 18:58:42.23 | | — | — | 37.606 | 117.953 | — | | — | 8.00* | — | GDY | 4 | BRP | 3.5 | BRP | 4.1 | BRK | — | | 4.1 | PDX | 3.5 | PAS |
| 1964 4 | 11:53:49.77 | | — | — | 37.474 | 117.937 | — | | — | 8.00* | — | GDY | — | | — | | — | | — | | — | | 3.0 | GDY |
| 1964 12 | 20: 7:25.40 | | — | — | 37.700 | 118.000 | — | | — | — | — | BRK | 3 | BRP | 3.0 | BRP | 3.8 | BRK | — | | 3.8 | PDX | 4.0 | PAS |
| 1964 13 | 5: 4:59.60 | | — | 14 | 37.530 | 117.200 | — | | — | — | — | BRK | 4 | BRP | 4.0 | BRP | 4.1 | BRK | — | | 4.2 | PDX | 4.1 | PAS |
| 1964 23 | 23:52:10.91 | | — | — | 37.614 | 117.973 | — | | — | 8.00* | — | GDY | 2 | BRP | 3.2 | BRP | 4.4 | BRK | — | | 4.2 | PDX | 4.0 | PAS |
| 1964 DEC 1 | 15:28:19.60 | | — | — | 37.883 | 117.800 | — | | — | 8.00* | — | GDY | 4 | BRP | 3.0 | BRP | 3.7 | BRK | — | | 3.7 | PDX | 3.7 | GDY |
| 1964 2 | 9:17:47.39 | | — | — | 37.526 | 117.979 | — | | — | 8.00* | — | GDY | 1 | BRP | 2.5 | BRP | 3.9 | BRK | — | | 3.9 | PDX | 3.5 | PAS |
| 1964 2 | 23:43:42.05 | | — | — | 37.938 | 117.991 | — | | — | 8.00* | — | GDY | — | | — | | — | | — | | — | | — | |
| 1964 5 | 14:11:23.64 | | — | — | 38.051 | 117.797 | — | | — | 8.00* | — | GDY | — | | — | | — | | — | | — | | — | |
| 1964 5 | 23:19:28.50 | CPDX | — | — | 37.100 | 116.100 | — | | — | — | — | PDX | — | | — | | — | | — | | — | | — | |
| 1964 6 | 8:50:26.20 | | — | — | 37.610 | 117.970 | — | | — | — | — | ALX | — | | — | | — | | — | | — | | 2.4 | ALX |
| 1964 7 | 16:20:33.99 | | — | — | 36.878 | 117.174 | — | | — | 8.00* | — | GDY | — | | — | | — | | — | | — | | — | |
| 1964 12 | 15: 6: 5.00 | | — | 4 | 36.500 | 117.500 | — | | — | — | — | ISC | — | | — | | — | | — | | — | | — | |
| 1964 14 | 8:15:40.03 | | — | — | 37.980 | 117.824 | — | | — | 8.00* | — | GDY | 4 | BRP | 3.0 | BRP | 3.5 | PAS | — | | 3.6 | PDX | 3.5 | GDY |
| 1964 20 | 21:56: 3.84 | LM | — | — | 35.914 | 114.881 | — | | — | 8.00* | — | GDY | 3 | BRP | 3.0 | BRP | 3.6 | PAS | — | | — | | 3.6 | GDY |
| 1964 20 | 22:18:21.70 | LM | — | — | 35.900 | 114.800 | — | C | — | 5.00* | — | BRP | — | | — | | — | | — | | — | | — | |
| 1964 23 | 18:42:44.20 | | — | — | 37.390 | 115.112 | — | | — | 8.00* | — | GDY | — | | — | | — | | — | | — | | — | |
| 1964 29 | 21: 0: 0.00 | | — | — | 37.100 | 117.300 | — | G | — | — | — | BRP | 3 | BRP | 3.0 | BRP | — | | — | | — | | — | |
| 1965 JAN 12 | 1:37:53.74 | | — | — | 37.356 | 117.592 | — | | — | 8.00* | — | GDY | — | | — | | — | | — | | — | | — | |
| 1965 14 | 16:24: 2.00 | CSNL | — | 12 | 37.200 | 116.200 | — | | — | 33.00* | — | ISC | — | | — | | — | | — | | — | | — | |
| 1965 15 | 17:27: 7.60 | | — | — | 35.810 | 115.170 | — | | — | — | — | ALX | — | | — | | — | | — | | — | | 2.1 | ALX |
| 1965 21 | 7: 5:52.36 | | — | — | 37.808 | 117.962 | — | | — | 8.00* | — | GDY | — | | — | | — | | — | | — | | — | |
| 1965 22 | 10:24:37.30 | | — | 9 | 37.210 | 117.840 | — | | — | — | — | BRK | 1 | BRP | 2.5 | BRP | 3.5 | BRK | — | | — | | — | |
| 1965 29 | 18:22: 1.58 | SIZ | — | — | 37.027 | 116.053 | — | | — | 8.00* | — | GDY | — | | — | | — | | — | | — | | — | |
| 1965 29 | 18:26:15.00 | CSNL | — | 7 | 36.600 | 116.100 | — | | — | — | — | ISC | — | | — | | — | | — | | — | | — | |
| 1965 FEB 3 | 22:32:25.69 | | — | — | 35.842 | 117.307 | — | B | — | 1.00* | — | PAS | — | | 1.3 | BRP | 2.6 | PAS | — | | — | | 2.6 | BRK |
| 1965 4 | 7:24: 8.63 | | — | — | 36.191 | 117.623 | — | B | — | 5.60 | — | PAS | — | | 1.2 | BRP | 2.5 | PAS | — | | — | | 2.5 | BRK |
| 1965 11 | 1:35:58.84 | | — | — | 37.091 | 117.859 | — | | — | 8.00* | — | GDY | 1 | BRP | 2.5 | BRP | 3.5 | BRK | — | | — | | 3.5 | GDY |
| 1965 12 | 13:29:19.00 | | — | 8 | 37.700 | 115.900 | — | | — | — | — | ISC | — | | — | | — | | — | | 4.0 | ISC | — | |
| 1965 16 | 17:49:20.84 | CSNL | — | — | 37.048 | 116.142 | — | | — | 8.00* | — | GDY | — | | — | | — | | — | | — | | — | |
| 1965 MAR 13 | 6:49:34.10 | | — | — | 36.770 | 115.640 | — | | — | — | — | ALX | — | | — | | — | | — | | — | | 2.3 | ALX |
| 1965 13 | 12:13:41.20 | | — | — | 36.730 | 116.290 | — | | — | — | — | ALX | — | | — | | — | | — | | — | | 2.3 | ALX |
| 1965 20 | 15:23:48.90 | SIZ | — | — | 37.100 | 116.000 | — | | — | 10.20* | 9.80 | ALX | — | | — | | — | | — | | — | | 3.5 | ALX |
| 1965 26 | 8:29:42.00 | | — | 7 | 35.800 | 115.400 | — | | — | 33.00* | — | ISC | — | | — | | — | | — | | — | | — | |
| 1965 26 | 16:29:40.17 | CSNL | — | — | 36.715 | 116.064 | — | | — | 8.00* | — | GDY | — | | — | | — | | — | | — | | — | |
| 1965 29 | 23: 8:22.10 | | — | — | 35.920 | 117.270 | — | | — | — | — | ALX | — | | — | | — | | — | | — | | 2.2 | ALX |
| 1965 APR 5 | 22: 3:19.00 | CSNL | — | 5 | 37.800 | 115.000 | — | | — | — | — | ISC | — | | — | | — | | — | | — | | — | |
| 1965 12 | 8:41:39.88 | | — | — | 36.306 | 117.795 | — | | — | 8.00* | — | GDY | — | | 1.8 | BRP | 3.0 | BRK | — | | 2.9 | PDX | 2.9 | KKG |
| 1965 21 | 22: 7:23.34 | CSNL | — | — | 37.062 | 116.211 | — | | — | 8.00* | — | GDY | — | | — | | — | | — | | — | | — | |
| 1965 22 | 13:39: 1.82 | SIZ | — | — | 37.080 | 116.065 | — | | — | 8.00* | — | GDY | — | | — | | — | | — | | — | | — | |

SGB HISTORICAL HYPOCENTER SUMMARY 1868-1978

| DATE (UTC) | ORIGIN TIME HR MN SEC | HYPOCENTER FLAG | RMS | NO | LATITUDE | LONGITUDE | ERH | Q | GAP | DEPTH | ERZ | REF | INTENSITY I | REF | MAGNITUDE MS | REF | ML | REF | MD | REF | mb | REF | OTH | REF |
|---|---|---|---|---|---|---|---|---|---|---|---|---|---|---|---|---|---|---|---|---|---|---|---|---|
| 1965 MAY 3 | 3:30:50.94 | LM | — | — | 35.988 | 114.750 | — | | — | 8.00* | — | GDY | 3 | BRP | 3.0 | BRP | 4.2 | PAS | — | | 3.9 | PDX | 3.9 | KKG |
| 1965 14 | 18:46:24.70 | CSNL | — | — | 37.060 | 116.010 | — | | — | — | — | ISC | — | | — | | — | | — | | — | | — | |
| 1965 15 | 6:25: 2.68 | LM | — | — | 35.947 | 114.774 | — | | — | 8.00* | — | GDY | 3 | BRP | 3.0 | BRP | — | | — | | 3.8 | PDX | 3.8 | KKG |
| 1965 19 | 11:50:39.13 | | — | — | 38.333 | 115.918 | — | | — | 8.00* | — | GDY | — | | — | | — | | — | | — | | — | |
| 1965 21 | 13:51:51.80 | CPDX | — | — | 37.100 | 116.000 | — | | — | — | — | PDX | — | | — | | — | | — | | — | | — | |
| 1965 21 | 17:50:33.27 | | — | — | 37.854 | 117.785 | — | | — | 8.00* | — | GDY | — | | — | | — | | — | | — | | — | |
| 1965 25 | 0:48:11.43 | | — | — | 37.109 | 117.228 | — | | — | 8.00* | — | GDY | 4 | BRP | 3.0 | BRP | 3.8 | BRK | — | | 3.8 | PDX | 3.8 | KKG |
| 1965 28 | 8:18:49.83 | | — | — | 37.026 | 117.329 | — | | — | 8.00* | — | GDY | 4 | BRP | 3.0 | BRP | 3.8 | BRK | — | | 3.8 | PDX | 3.8 | KKG |
| 1965 JUN 1 | 6:30:10.50 | | — | — | 37.340 | 116.010 | — | | — | — | — | ALX | — | | — | | — | | — | | — | | 2.3 | ALX |
| 1965 5 | 14:12:43.00 | | — | 5 | 38.000 | 117.900 | — | | — | 33.00* | — | ISC | — | | — | | — | | — | | — | | — | |
| 1965 18 | 8:14: 1.04 | SIZ | — | — | 37.286 | 116.059 | — | | — | 8.00* | — | GDY | 3 | BRP | 3.0 | BRP | — | | — | | 3.3 | PDX | 3.3 | KKG |
| 1965 30 | 4: 2: 5.20 | | — | — | 37.470 | 116.360 | — | | — | — | — | ALX | — | | — | | — | | — | | — | | 2.1 | ALX |
| 1965 JUL 1 | 15:16:51.90 | | — | — | 36.990 | 116.810 | — | | — | — | — | ALX | — | | — | | — | | — | | — | | 2.8 | ALX |
| 1965 2 | 3:46:26.90 | | — | — | 37.190 | 116.700 | — | | — | — | — | ALX | — | | — | | — | | — | | — | | 2.5 | ALX |
| 1965 22 | 13:21:10.10 | SIZ | — | — | 37.200 | 115.980 | — | | — | 11.20* | 8.20 | ALX | — | | — | | — | | — | | — | | 2.4 | ALX |
| 1965 24 | 0:42: 5.40 | CPDX | — | — | 37.100 | 116.000 | — | | — | — | — | PDX | — | | — | | — | | — | | — | | — | |
| 1965 AUG 7 | 16:34: 7.23 | | — | — | 36.027 | 117.964 | — | B | — | 1.00* | — | PAS | — | | 1.8 | BRP | 3.0 | PAS | — | | — | | 3.0 | BRK |
| 1965 SEP 19 | 16:20: 0.00 | | — | — | 36.060 | 117.890 | — | | — | — | — | ALX | — | | — | | — | | — | | — | | 2.6 | ALX |
| 1965 NOV 17 | 3:45:41.00 | | — | — | 37.530 | 115.160 | — | | — | — | — | ALX | — | | — | | — | | — | | — | | 2.2 | ALX |
| 1965 17 | 9:41:28.30 | | — | — | 37.600 | 115.200 | — | | — | 16.00* | — | PAS | 4 | BRP | 3.0 | BRP | 3.5 | PAS | — | | 3.7 | PDX | 3.7 | KKG |
| 1965 DEC 14 | 11:39:33.62 | | — | — | 35.967 | 117.727 | — | C | — | 50.00* | — | PAS | — | | 0.8 | BRP | 2.2 | PAS | — | | — | | 2.2 | BRK |
| 1965 16 | 21:42:55.00 | CPDX | — | — | 37.100 | 116.100 | — | | — | — | — | PDX | — | | — | | — | | — | | — | | — | |
| 1965 24 | 5:47:36.21 | | — | — | 35.791 | 116.875 | — | C | — | 1.00* | — | PAS | — | | 1.6 | BRP | 2.8 | PAS | — | | — | | 2.8 | BRK |
| 1965 25 | 15:38:38.32 | | — | — | 35.821 | 116.791 | — | C | — | 8.10 | — | PAS | 1 | BRP | 2.5 | BRP | 3.5 | PAS | — | | 4.0 | PDX | 3.5 | BRK |
| 1965 25 | 15:43:18.95 | | — | — | 35.777 | 116.830 | — | C | — | 1.00* | — | PAS | — | | 1.6 | BRP | 2.8 | PAS | — | | — | | 2.8 | BRK |
| 1965 25 | 15:48:37.44 | | — | — | 35.740 | 116.914 | — | C | — | 1.00* | — | PAS | — | | 1.7 | BRP | 2.9 | PAS | — | | — | | — | |
| 1965 25 | 16: 9:44.34 | | — | — | 35.819 | 116.807 | — | C | — | 4.70 | — | PAS | 1 | BRP | 2.6 | BRP | 3.6 | PAS | — | | 4.3 | ISC | 3.6 | BRK |
| 1965 25 | 16:49:39.11 | | — | — | 35.703 | 116.974 | — | C | — | 1.00* | — | PAS | — | | 1.6 | BRP | 2.8 | PAS | — | | 4.0 | PDX | 4.0 | KKG |
| 1965 25 | 18:59:53.80 | SIZ | — | — | 37.000 | 116.300 | — | C | — | 33.00* | — | BRP | 4 | BRP | 3.0 | BRP | — | | — | | 4.1 | PDX | 4.1 | KKG |
| 1965 25 | 21:37:27.32 | | — | — | 35.814 | 116.843 | — | C | — | 9.40 | — | PAS | — | | 1.6 | BRP | 2.8 | PAS | — | | 4.0 | PDX | 2.8 | BRK |
| 1965 26 | 7:44:54.42 | | — | — | 35.769 | 116.895 | — | C | — | 1.00* | — | PAS | — | | 1.3 | BRP | 2.6 | PAS | — | | 4.1 | PDX | 2.6 | BRK |
| 1965 27 | 3:15:39.05 | | — | — | 35.798 | 116.807 | — | C | — | 1.00* | — | PAS | 1 | BRP | 2.6 | BRP | 3.6 | PAS | — | | 4.5 | PDX | 3.6 | BRK |
| 1965 27 | 23: 7:13.37 | | — | — | 35.774 | 116.910 | — | C | — | 1.00* | — | PAS | 1 | BRP | 2.1 | BRP | 3.2 | PAS | — | | — | | 3.2 | BRK |
| 1965 28 | 15:37:11.47 | | — | — | 35.763 | 116.889 | — | C | — | 1.00* | — | PAS | 1 | BRP | 2.5 | BRP | 3.5 | PAS | — | | — | | 3.5 | BRK |
| 1965 28 | 15:51:21.48 | | — | — | 35.792 | 116.869 | — | C | — | 1.00* | — | PAS | 1 | BRP | 2.4 | BRP | 3.4 | PAS | — | | — | | 3.4 | BRK |
| 1966 JAN 8 | 11: 4: 2.00 | | — | 5 | 38.500 | 117.700 | — | | — | — | — | BRK | — | | — | | 3.5 | BRK | — | | — | | — | |
| 1966 13 | 3:40:39.01 | | — | — | 36.080 | 117.865 | — | | — | 8.00* | — | GDY | 4 | PDX | 2.0 | BRP | 3.1 | PAS | — | | 3.2 | PAS | 3.1 | GDY |
| 1966 13 | 3:46:37.71 | | — | — | 36.101 | 117.890 | — | | — | 8.00* | — | GDY | — | | 1.5 | BRP | 2.7 | PAS | — | | — | | 2.7 | GDY |
| 1966 18 | 7:41:52.46 | | — | — | 36.431 | 117.979 | — | B | — | 1.00* | — | PAS | — | | 1.8 | BRP | 3.0 | PAS | — | | — | | — | |
| 1966 21 | 19: 3:19.30 | CPDX | — | 5 | 37.000 | 115.800 | — | | — | — | — | PDX | — | | — | | — | | — | | 3.4 | PDX | — | |
| 1966 22 | 15:17: 4.00 | | — | 4 | 36.500 | 114.700 | — | | — | — | — | ISC | — | | — | | — | | — | | 4.1 | ISC | — | |
| 1966 FEB 7 | 17:55:36.33 | | — | — | 36.577 | 117.852 | — | | — | 8.00* | — | GDY | 1 | BRP | 2.4 | BRP | 3.4 | PAS | — | | 3.5 | PDX | 3.5 | KKG |
| 1966 MAR 18 | 20: 3:40.00 | CSNL | — | — | 37.009 | 116.009 | — | | — | — | — | ISC | — | | — | | — | | — | | — | | — | |
| 1966 APR 6 | 17:56:30.27 | | — | — | 37.293 | 115.358 | — | | — | 8.00* | — | GDY | 5 | BRP | 4.0 | BRP | — | | — | | 4.1 | PDX | 4.1 | KKG |
| 1966 8 | 2:54:57.78 | | — | — | 37.263 | 115.433 | — | | — | 8.00* | — | GDY | — | | — | | — | | — | | — | | — | |
| 1966 MAY 19 | 15:37:17.90 | CPDX | — | 13 | 37.000 | 116.100 | — | | — | — | — | PDX | — | | — | | — | | — | | 4.5 | PDX | — | |
| 1966 20 | 7:31: 9.37 | | — | — | 36.055 | 117.377 | — | | — | 8.00* | — | GDY | 1 | BRP | 2.5 | BRP | 3.5 | PAS | — | | 3.9 | PDX | 3.9 | KKG |
| 1966 27 | 20:52:32.90 | CPDX | — | 5 | 37.200 | 116.200 | — | | — | — | — | PDX | — | | — | | — | | — | | 3.9 | PDX | — | |

| DATE (UTC) | ORIGIN TIME HR MN SEC | HYPOCENTER FLAG | RMS | NO | LATITUDE | LONGITUDE | ERH | Q | GAP | DEPTH | ERZ | REF | INTENSITY I | REF | MAGNITUDE MS | REF | ML | REF | MD | REF | mb | REF | OTH | REF |
|---|---|---|---|---|---|---|---|---|---|---|---|---|---|---|---|---|---|---|---|---|---|---|---|---|
| 1966 JUN 1 | 12:28:18.31 | | — | — | 37.639 | 117.746 | — | | — | 8.00* | — | GDY | 3 | BRP | 3.2 | BRP | 3.2 | PAS | — | | — | | 3.2 | GDY |
| 1966 3 | 15:31:57.40 | CPDX | — | 8 | 37.100 | 116.000 | — | | — | — | — | PDX | — | | — | | — | | — | | — | | — | |
| 1966 20 | 19:58:54.40 | | — | — | 38.000 | 117.900 | — | C | — | 5.00* | — | BRP | — | | — | | — | | — | | — | | — | |
| 1966 JUL 1 | 1:33:35.60 | CPDX | — | 8 | 37.200 | 116.100 | — | | — | — | — | PDX | — | | — | | — | | — | | 3.9 | PDX | — | |
| 1966 15 | 9: 5:25.00 | | — | 4 | 37.700 | 116.400 | — | | — | — | — | BRK | — | | — | | 3.4 | BRK | — | | — | | — | |
| 1966 23 | 22:55:58.30 | LM | — | — | 35.900 | 114.900 | — | C | — | 8.00* | — | BRP | — | | — | | — | | — | | — | | — | |
| 1966 AUG 16 | 18: 2:36.50 | CLMT | — | — | 37.395 | 114.206 | 1.8 | | — | 7.00* | — | ROG | 6 | PDX | — | | 6.0 | PAS | — | | 5.6 | PDX | 6.1 | ROG |
| 1966 16 | 19:50:10.70 | CLMT | — | — | 37.375 | 114.186 | 1.8 | | — | 7.00* | — | ROG | 5 | ERS | — | | 4.5 | PAS | — | | 4.6 | PDX | 4.6 | ERS |
| 1966 16 | 20:34:48.91 | CLMT | — | — | 37.340 | 114.216 | 0.8 | | — | 7.00* | — | ROG | — | | — | | — | | — | | — | | — | |
| 1966 16 | 21: 6:17.91 | CLMT | — | — | 37.338 | 114.119 | 3.8 | | — | 7.00* | — | ROG | — | | — | | — | | — | | — | | — | |
| 1966 16 | 21:30:30.41 | CLMT | — | — | 37.485 | 114.575 | 5.1 | | — | 7.00* | — | ROG | — | | — | | — | | — | | — | | — | |
| 1966 17 | 2:37: 3.67 | CLMT | — | — | 37.326 | 114.187 | 3.8 | | — | 7.00* | — | ROG | — | | — | | — | | — | | — | | — | |
| 1966 17 | 19:14:58.99 | CLMT | — | — | 37.336 | 114.218 | 6.9 | | — | 7.00* | — | ROG | — | | — | | — | | — | | — | | — | |
| 1966 17 | 23: 8: 0.16 | CLMT | — | — | 37.355 | 114.207 | 0.2 | | — | 7.00* | — | ROG | 2 | ERS | — | | 5.5 | BRK | — | | 4.9 | PDX | 5.2 | ERS |
| 1966 17 | 23:27:24.34 | CLMT | — | — | 37.304 | 114.524 | 14.1 | | — | 7.00* | — | ROG | — | | — | | — | | — | | — | | — | |
| 1966 18 | 6:15: 1.95 | CLMT | — | — | 37.316 | 114.237 | 3.1 | | — | 7.00* | — | ROG | 5 | ERS | — | | 4.5 | PAS | — | | 4.2 | PDX | 4.7 | ERS |
| 1966 18 | 9:28:58.26 | CLMT | — | — | 37.288 | 114.211 | 3.4 | | — | 7.00* | — | ROG | — | | — | | 3.8 | BRK | — | | 3.7 | PDX | 3.8 | GDY |
| 1966 18 | 10:43:37.53 | CLMT | — | — | 37.210 | 114.204 | 0.9 | | — | 7.00* | — | ROG | — | | — | | — | | — | | — | | — | |
| 1966 18 | 12: 0:36.30 | CLMT | — | — | 37.291 | 114.270 | 0.7 | | — | 7.00* | — | ROG | 4 | ERS | — | | 4.4 | BRK | — | | 4.2 | PDX | 4.4 | ERS |
| 1966 18 | 13:33:22.46 | CLMT | — | — | 37.344 | 114.236 | 0.4 | | — | 7.00* | — | ROG | 5 | ERS | — | | 4.4 | BRK | — | | 4.3 | PDX | 4.6 | ERS |
| 1966 18 | 19:57:40.30 | CLMT | — | — | 37.201 | 114.234 | 2.9 | | — | 7.00* | — | ROG | — | | — | | — | | — | | — | | — | |
| 1966 18 | 21:23:59.04 | CLMT | — | — | 37.330 | 114.235 | 6.6 | | — | 7.00* | — | ROG | — | | — | | — | | — | | — | | — | |
| 1966 19 | 0:18:57.23 | CLMT | — | — | 37.341 | 114.242 | 9.8 | | — | 7.00* | — | ROG | 5 | ERS | — | | 4.3 | BRK | — | | 4.7 | PDX | 4.7 | ERS |
| 1966 19 | 1:27:18.11 | CLMT | — | — | 37.282 | 114.230 | 14.7 | | — | 7.00* | — | ROG | — | | — | | — | | — | | — | | — | |
| 1966 19 | 2: 8: 6.99 | CLMT | — | — | 37.294 | 114.211 | 8.0 | | — | 7.00* | — | ROG | — | | — | | 3.6 | BRK | — | | 3.9 | PDX | 3.9 | ERS |
| 1966 19 | 7:57:53.54 | CLMT | — | — | 37.315 | 114.220 | 17.8 | | — | 7.00* | — | ROG | — | | — | | — | | — | | — | | — | |
| 1966 19 | 10:51:41.39 | CLMT | — | — | 37.374 | 114.211 | 2.4 | | — | 7.00* | — | ROG | 5 | ERS | — | | 4.7 | UTH | — | | 4.2 | PDX | 4.5 | ERS |
| 1966 19 | 11:17:49.77 | CLMT | — | — | 37.298 | 114.135 | 9.4 | | — | 7.00* | — | ROG | 5 | ERS | — | | 3.6 | BRK | — | | 4.4 | PDX | 4.4 | ERS |
| 1966 20 | 0:29:40.00 | | — | — | 38.000 | 118.000 | — | | — | — | — | BRK | — | | — | | 3.2 | BRK | — | | — | | — | |
| 1966 21 | 7:39:51.70 | | — | — | 37.300 | 114.600 | — | C | — | 33.00* | — | BRP | — | | — | | — | | — | | — | | — | |
| 1966 22 | 8:27:30.84 | CLMT | — | — | 37.295 | 114.231 | 2.0 | | — | 7.00* | — | ROG | 6 | ERS | — | | 4.6 | BRK | — | | 4.3 | PDX | 4.8 | ERS |
| 1966 22 | 19: 5:44.33 | CLMT | — | — | 37.303 | 114.221 | 2.2 | | — | 7.00* | — | ROG | — | | — | | 3.8 | BRK | — | | — | | 3.8 | GDY |
| 1966 24 | 4:54:33.13 | CLMT | — | — | 37.318 | 114.222 | 1.1 | | — | 7.00* | — | ROG | — | | — | | — | | — | | — | | — | |
| 1966 31 | 8:58:16.97 | CLMT | — | — | 37.263 | 114.223 | 0.6 | | — | 7.00* | — | ROG | — | | — | | — | | — | | — | | — | |
| 1966 31 | 12:42:39.82 | CLMT | — | — | 37.321 | 114.258 | 2.0 | | — | 7.00* | — | ROG | — | | — | | — | | — | | — | | — | |
| 1966 SEP 2 | 19: 5:53.59 | CLMT | — | — | 37.266 | 114.330 | 16.4 | | — | 7.00* | — | ROG | — | | — | | — | | — | | — | | — | |
| 1966 5 | 16: 8:31.32 | CLMT | — | — | 37.270 | 114.278 | 19.0 | | — | 7.00* | — | ROG | — | | — | | — | | — | | — | | — | |
| 1966 6 | 9:38: 2.00 | | — | 7 | 37.300 | 114.600 | — | | — | 33.00* | — | ISC | — | | — | | — | | — | | — | | — | |
| 1966 6 | 12:31:43.00 | | — | 6 | 37.300 | 114.700 | — | | — | 66.00* | — | ISC | — | | — | | — | | — | | — | | — | |
| 1966 18 | 3:14:39.52 | | — | — | 35.919 | 117.962 | — | C | — | 1.00* | — | PAS | 1 | BRP | 2.0 | BRP | 3.1 | PAS | — | | 3.9 | PDX | — | |
| 1966 22 | 18:56:41.56 | CLMT | — | — | 37.316 | 114.214 | 1.1 | | — | 7.00* | — | ROG | 6 | ERS | — | | 5.3 | PAS | — | | 4.5 | PDX | 5.0 | ERS |
| 1966 22 | 18:57:34.07 | CLMT | — | — | 37.369 | 114.183 | 65.7 | | — | 7.00* | — | ROG | 5 | ERS | — | | 5.8 | BRK | — | | 5.3 | PDX | 5.3 | ERS |
| 1966 22 | 19: 9:16.47 | CLMT | — | — | 37.376 | 114.284 | 0.9 | | — | 7.00* | — | ROG | — | | — | | 4.0 | BRK | — | | — | | — | |
| 1966 22 | 19:59:40.74 | CLMT | — | — | 37.381 | 114.197 | 2.7 | | — | 7.00* | — | ROG | 6 | ERS | — | | 4.7 | BRK | — | | 4.4 | PDX | 4.7 | ERS |
| 1966 23 | 11:56:10.85 | CLMT | — | — | 37.328 | 114.237 | — | | — | 7.00* | — | ROG | 5 | ERS | — | | 4.6 | BRK | — | | 4.5 | PDX | 4.5 | ERS |
| 1966 26 | 13:40:56.00 | | — | 7 | 37.500 | 114.600 | — | | — | 33.00* | — | ISC | — | | — | | — | | — | | — | | — | |
| 1966 30 | 18:19:37.00 | | — | 15 | 37.200 | 114.700 | — | | — | 33.00* | — | ISC | — | | — | | — | | — | | — | | — | |
| 1966 OCT 9 | 0:37:29.00 | | — | 6 | 37.300 | 114.700 | — | | — | 33.00* | — | ISC | — | | — | | — | | — | | — | | — | |

SGB HISTORICAL HYPOCENTER SUMMARY 1868-1978

| DATE (UTC) | ORIGIN TIME HR MN SEC | HYPOCENTER FLAG | RMS | NO | LATITUDE | LONGITUDE | ERH | Q | GAP | DEPTH | ERZ | REF | INTENSITY I | REF | MAGNITUDE MS | REF | ML | REF | MD | REF | mb | REF | OTH | REF |
|---|---|---|---|---|---|---|---|---|---|---|---|---|---|---|---|---|---|---|---|---|---|---|---|---|
| 1966 OCT 16 | 13:13:37.37 | | — | — | 35.757 | 117.804 | — | C | — | 14.90 | — | PAS | — | | 1.5 | BRP | 2.7 | PAS | — | | — | | — | |
| 1966 18 | 6:13:47.75 | CLMT | — | — | 37.169 | 114.790 | 16.1 | | — | 7.00* | — | ROG | 4 | BRP | 3.0 | BRP | — | | — | | 3.7 | BRP | — | |
| 1966 18 | 17:58:13.70 | | — | — | 37.300 | 114.500 | — | C | — | 33.00* | — | BRP | — | | — | | — | | — | | — | | — | |
| 1966 27 | 12:37:49.00 | | — | 7 | 37.300 | 114.600 | — | | — | 33.00* | — | ISC | — | | — | | — | | — | | — | | — | |
| 1966 29 | 4:35:57.70 | | — | 6 | 37.370 | 114.700 | — | | — | 33.00* | — | ISC | — | | — | | — | | — | | — | | — | |
| 1966 NOV 18 | 15:15: 5.00 | CPDX | — | 14 | 37.000 | 116.000 | — | | — | — | — | PDX | — | | — | | — | | — | | — | | — | |
| 1966 22 | 7:20:33.53 | CLMT | — | — | 37.296 | 114.222 | 13.5 | | — | 7.00* | — | ROG | — | | — | | — | | — | | — | | — | |
| 1966 29 | 1:11:52.89 | CLMT | — | — | 37.270 | 114.288 | 8.0 | | — | 7.00* | — | ROG | — | | — | | — | | — | | — | | — | |
| 1966 DEC 20 | 16:52:28.70 | SIZ | — | — | 37.300 | 116.600 | — | C | — | 33.00* | — | BRP | 4 | BRP | 3.0 | BRP | — | | — | | 3.9 | PDX | — | |
| 1966 20 | 18: 4: 2.72 | SIZ | — | — | 37.392 | 116.485 | — | | — | 8.00* | — | GDY | 4 | BRP | 3.0 | BRP | 3.7 | BRK | — | | 3.8 | PDX | 3.8 | GDY |
| 1966 21 | 1:19:59.42 | | — | — | 37.444 | 116.325 | — | | — | 8.00* | — | GDY | 3 | BRP | 3.0 | BRP | — | | — | | 2.9 | PDX | 2.9 | GDY |
| 1966 21 | 2:14:24.20 | SIZ | — | — | 37.258 | 116.492 | — | | — | 8.00* | — | GDY | 4 | BRP | 3.0 | BRP | — | | — | | 3.5 | PDX | 3.5 | GDY |
| 1966 21 | 6: 2: 3.32 | SIZ | — | — | 37.256 | 116.515 | — | | — | 8.00* | — | GDY | 4 | BRP | 3.0 | BRP | — | | — | | 3.4 | PDX | 3.4 | GDY |
| 1966 21 | 12:58:57.65 | | — | — | 37.462 | 116.313 | — | | — | 8.00* | — | GDY | 4 | BRP | 3.0 | BRP | — | | — | | 3.9 | PDX | 3.9 | GDY |
| 1966 21 | 14:37:27.43 | SIZ | — | — | 37.325 | 116.410 | — | | — | 8.00* | — | GDY | 4 | BRP | 3.0 | BRP | — | | — | | 3.6 | PDX | 3.6 | GDY |
| 1966 21 | 19: 3:40.09 | SIZ | — | — | 37.176 | 116.467 | — | | — | 8.00* | — | GDY | — | | — | | — | | — | | — | | — | |
| 1966 22 | 7: 5:21.65 | | — | — | 37.563 | 116.274 | — | | — | 8.00* | — | GDY | — | | — | | — | | — | | — | | — | |
| 1966 22 | 12:59:12.93 | SIZ | — | — | 37.404 | 116.336 | — | | — | 8.00* | — | GDY | 4 | BRP | 3.0 | BRP | — | | — | | 3.4 | PDX | 3.4 | GDY |
| 1966 22 | 16: 1:54.75 | | — | — | 37.324 | 116.118 | — | | — | 8.00* | — | GDY | — | | — | | — | | — | | 3.3 | PDX | 3.3 | GDY |
| 1966 22 | 17:30: 1.70 | SIZ | — | — | 37.339 | 116.430 | — | | — | 8.00* | — | GDY | 6 | BRP | 5.0 | BRP | — | | — | | 4.9 | PDX | 4.9 | GDY |
| 1966 23 | 4:57: 7.88 | SIZ | — | — | 37.426 | 116.340 | — | | — | 8.00* | — | GDY | — | | — | | — | | — | | — | | — | |
| 1966 30 | 18:52:37.90 | SIZ | — | — | 37.300 | 116.500 | — | C | — | 33.00* | — | BRP | 4 | BRP | 3.0 | BRP | — | | — | | 3.2 | PDX | — | |
| 1967 JAN 3 | 7: 6:35.21 | SIZ | — | — | 37.286 | 116.469 | — | | — | 8.00* | — | GDY | 4 | BRP | 3.0 | BRP | — | | — | | 3.6 | PDX | 3.6 | GDY |
| 1967 5 | 12:15:21.78 | SIZ | — | — | 37.281 | 116.416 | — | | — | 8.00* | — | GDY | 5 | BRP | 4.3 | BRP | 4.2 | PDX | — | | 4.0 | PDX | 4.0 | GDY |
| 1967 12 | 6:10:36.00 | | — | 7 | 36.800 | 118.000 | — | | — | — | — | BRK | 1 | BRP | 2.0 | BRP | 3.1 | BRK | — | | — | | — | |
| 1967 19 | 19:40:10.46 | | — | — | 36.505 | 117.898 | — | B | — | 12.50 | — | PAS | — | | 1.7 | BRP | 2.9 | PAS | — | | — | | — | |
| 1967 21 | 1:46:17.88 | SIZ | — | — | 37.289 | 116.524 | — | | — | 8.00* | — | GDY | 3 | BRP | 3.0 | BRP | — | | — | | 3.3 | PDX | 3.3 | GDY |
| 1967 FEB 13 | 8: 5:59.07 | LM | — | — | 36.029 | 114.682 | — | | — | 8.00* | — | GDY | — | | — | | — | | — | | — | | — | |
| 1967 14 | 1: 8:24.97 | SIZ | — | — | 37.344 | 116.465 | — | | — | 8.00* | — | GDY | 4 | BRP | 3.0 | BRP | 3.6 | PDX | — | | 3.9 | PDX | 3.9 | GDY |
| 1967 23 | 21:11:33.10 | CPDX | — | 24 | 37.127 | 116.066 | — | | — | — | — | PDX | — | | — | | — | | — | | 4.7 | PDX | — | |
| 1967 24 | 10:17:13.00 | | — | 4 | 36.500 | 116.000 | — | | — | — | — | BRK | — | | — | | 3.2 | BRK | — | | — | | — | |
| 1967 26 | 13:52:57.40 | LM | — | — | 36.300 | 114.500 | — | A | — | 33.00* | — | BRP | — | | — | | — | | — | | — | | — | |
| 1967 MAR 2 | 14:12:49.56 | | — | — | 36.388 | 117.668 | — | | — | 8.00* | — | GDY | 5 | BRK | 3.7 | BRP | 4.4 | PAS | — | | 4.7 | PDX | 4.5 | BRK |
| 1967 2 | 14:18:45.00 | | — | — | 36.467 | 117.667 | — | C | — | 10.00* | — | PAS | — | | 0.7 | BRP | 2.1 | PAS | — | | — | | — | |
| 1967 2 | 14:19:11.67 | | — | — | 36.538 | 117.466 | — | C | — | 5.80 | — | PAS | — | | 0.9 | BRP | 2.3 | PAS | — | | — | | — | |
| 1967 2 | 14:19:54.72 | | — | — | 36.469 | 117.665 | — | B | — | 11.70 | — | PAS | 1 | BRP | 2.0 | BRP | 3.1 | PAS | — | | — | | — | |
| 1967 2 | 14:21:21.00 | | — | — | 36.467 | 117.667 | — | C | — | 10.00* | — | PAS | — | | 1.6 | BRP | 2.8 | PAS | — | | — | | — | |
| 1967 2 | 14:22: 6.55 | | — | — | 36.444 | 117.645 | — | B | — | 10.90 | — | PAS | — | | 1.1 | BRP | 2.4 | PAS | — | | — | | — | |
| 1967 2 | 15:16:50.33 | | — | — | 36.403 | 117.736 | — | B | — | 13.80 | — | PAS | — | | 1.2 | BRP | 2.5 | PAS | — | | — | | — | |
| 1967 APR 19 | 19:56:31.83 | | — | — | 36.985 | 117.908 | — | C | — | 6.50 | — | PAS | 1 | BRP | 2.1 | BRP | 3.2 | PAS | — | | — | | 3.0 | BRK |
| 1967 20 | 22:27:43.00 | | — | 8 | 36.800 | 117.400 | — | | — | — | — | BRK | 1 | BRP | 2.6 | BRP | 3.6 | BRK | — | | — | | — | |
| 1967 26 | 9:27:56.00 | | — | 6 | 36.900 | 118.000 | — | | — | — | — | BRK | — | | 1.8 | BRP | 3.0 | BRK | — | | — | | — | |
| 1967 MAY 1 | 12:14:29.60 | LM | — | — | 36.000 | 114.700 | — | A | — | 9.00* | — | BRP | — | | — | | — | | — | | — | | — | |
| 1967 7 | 18: 1:36.10 | | — | — | 37.000 | 115.000 | — | A | — | 20.00* | — | BRP | 4 | PDX | 5.0 | BRP | 5.1 | PDX | — | | 4.7 | PDX | 4.7 | KKG |
| 1967 7 | 18: 9:15.40 | | — | — | 37.100 | 115.100 | — | A | — | 33.00* | — | BRP | — | | — | | — | | — | | — | | — | |
| 1967 9 | 0:42:25.90 | | — | — | 37.000 | 115.000 | — | A | — | 33.00* | — | BRP | 4 | BRP | 3.0 | BRP | — | | — | | 4.0 | PDX | 3.9 | KKG |
| 1967 10 | 13:48:54.56 | | — | — | 36.159 | 117.866 | — | B | — | 10.00* | — | PAS | — | | 1.1 | BRP | 2.4 | PAS | — | | — | | — | |
| 1967 22 | 13:48:13.50 | | — | 6 | 37.200 | 117.600 | — | | — | — | — | BRK | 1 | BRP | 2.6 | BRP | 3.6 | BRK | — | | — | | 3.6 | PAS |

| DATE (UTC) | ORIGIN TIME HR MN SEC | HYPOCENTER FLAG | RMS | NO | LATITUDE | LONGITUDE | ERH | Q | GAP | DEPTH | ERZ | REF | INTENSITY I | REF | MAGNITUDE MS | REF | ML | REF | MD | REF | mb | REF | OTH | REF |
|---|---|---|---|---|---|---|---|---|---|---|---|---|---|---|---|---|---|---|---|---|---|---|---|---|
| 1967 MAY 23 | 17:52: 4.00 | SIZ | — | — | 37.300 | 116.400 | — | | — | 16.00* | — | PAS | 4 | BRP | 3.0 | BRP | 3.6 | PAS | — | | 4.0 | PDX | — | |
| 1967 23 | 20:14: 7.00 | SIZ | — | — | 37.200 | 116.400 | — | | — | 16.00* | — | PAS | 5 | BRP | 4.0 | BRP | 4.1 | PAS | — | | 4.6 | PDX | — | |
| 1967 25 | 22: 6:30.00 | | — | 6 | 37.100 | 117.500 | — | | — | — | — | BRK | — | | 1.8 | BRP | 3.7 | BRK | — | | 4.4 | PDX | 3.0 | PAS |
| 1967 29 | 13:20:18.30 | | — | 4 | 37.000 | 117.800 | — | | — | — | — | BRK | 1 | BRP | 2.1 | BRP | 3.2 | BRK | — | | — | | — | |
| 1967 30 | 18:28:16.20 | | — | 10 | 38.210 | 117.500 | — | | — | — | — | ISC | — | | — | | — | | — | | — | | — | |
| 1967 JUN 1 | 0:35:46.14 | SIZ | — | — | 37.257 | 116.548 | — | | — | 8.00* | — | GDY | 4 | BRP | 3.0 | BRP | — | | — | | 3.6 | PDX | 3.6 | GDY |
| 1967 1 | 9:42:20.95 | SIZ | — | — | 37.324 | 116.358 | — | | — | 8.00* | — | GDY | — | | — | | — | | — | | — | | — | |
| 1967 3 | 3:30:46.00 | | — | 5 | 38.400 | 117.300 | — | | — | — | — | BRK | — | | — | | 3.3 | BRK | — | | — | | — | |
| 1967 7 | 7:31:18.70 | SIZ | — | — | 37.300 | 116.500 | — | A | — | 33.00* | — | BRP | 4 | BRP | 3.0 | BRP | — | | — | | 3.5 | PDX | — | |
| 1967 26 | 2:25:58.11 | | — | — | 36.121 | 117.849 | — | | — | 8.00* | — | GDY | — | | 1.7 | BRP | 2.9 | PAS | — | | — | | 2.9 | GDY |
| 1967 29 | 12:31:48.01 | | — | — | 36.015 | 117.288 | — | B | — | 10.00* | — | PAS | — | | 1.7 | BRP | 2.9 | PAS | — | | — | | — | |
| 1967 JUL 9 | 15:41:40.04 | | — | — | 37.106 | 117.891 | — | | — | 8.00* | — | GDY | 1 | BRP | 2.5 | BRP | 3.5 | BRK | — | | — | | 3.5 | GDY |
| 1967 27 | 2:21: 0.93 | | — | — | 35.806 | 116.835 | — | C | — | 15.40 | — | PAS | 1 | BRP | 2.0 | BRP | 3.1 | PAS | — | | — | | — | |
| 1967 AUG 6 | 7:27:52.20 | | — | 5 | 37.060 | 117.880 | — | | — | — | — | BRK | 1 | BRP | 2.0 | BRP | 3.1 | BRK | — | | — | | — | |
| 1967 8 | 17:52:11.93 | SIZ | — | — | 37.241 | 116.512 | — | | — | 8.00* | — | GDY | 3 | BRP | 3.0 | BRP | — | | — | | 3.2 | PDX | 3.2 | GDY |
| 1967 9 | 6:45: 5.82 | SIZ | — | — | 37.242 | 116.530 | — | | — | 8.00* | — | GDY | 4 | BRP | 3.0 | BRP | 3.8 | BRK | — | | 3.9 | PDX | 3.1 | PAS |
| 1967 9 | 15:41:41.90 | | — | — | 37.100 | 117.900 | — | | — | 0.00* | — | KKG | — | | — | | — | | — | | — | | — | |
| 1967 18 | 4:27:19.69 | | — | — | 36.473 | 117.622 | — | B | — | 7.80 | — | PAS | — | | 1.8 | BRP | 3.0 | PAS | — | | — | | — | |
| 1967 18 | 20:12:40.20 | | — | 9 | 37.190 | 116.760 | — | | — | — | — | BRK | — | | — | | 4.4 | BRK | — | | — | | — | |
| 1967 SEP 2 | 20:25:43.30 | | — | 12 | 37.580 | 117.960 | — | | — | — | — | BRK | — | | — | | 3.8 | BRK | — | | — | | — | |
| 1967 11 | 5: 5:33.00 | | — | — | 38.000 | 118.000 | — | | — | — | — | BRK | — | | — | | 3.0 | BRK | — | | — | | — | |
| 1967 20 | 4:51:21.14 | | — | — | 37.173 | 115.158 | — | | — | 8.00* | — | GDY | — | | — | | — | | — | | — | | — | |
| 1967 OCT 16 | 18:41:56.90 | | — | — | 36.383 | 117.507 | — | B | — | 11.80 | — | PAS | 1 | BRP | 2.2 | BRP | 3.3 | PAS | — | | — | | — | |
| 1967 27 | 1:25:40.76 | | — | — | 37.132 | 117.613 | — | B | — | 1.00* | — | PAS | — | | 1.5 | BRP | 2.7 | PAS | — | | — | | — | |
| 1967 27 | 1:42:28.12 | | — | — | 37.354 | 117.549 | — | | — | 8.00* | — | GDY | — | | 1.5 | BRP | 2.7 | PAS | — | | — | | 2.7 | GDY |
| 1967 NOV 1 | 4:37:35.00 | | — | — | 37.300 | 114.800 | — | A | — | 33.00* | — | BRP | — | | — | | — | | — | | — | | — | |
| 1967 1 | 7:41:38.90 | | — | — | 37.400 | 114.600 | — | A | — | 33.00* | — | BRP | — | | — | | — | | — | | — | | — | |
| 1967 11 | 14:24:26.40 | | — | 6 | 37.060 | 117.700 | — | | — | — | — | BRK | 1 | BRP | 2.2 | BRP | 3.3 | BRK | — | | — | | — | |
| 1967 21 | 17:25: 8.49 | | — | — | 37.198 | 117.370 | — | | — | 8.00* | — | GDY | — | | — | | 3.3 | BRK | — | | — | | 3.3 | GDY |
| 1967 29 | 17:29: 3.48 | | — | — | 35.647 | 117.495 | — | C | — | 3.70 | — | PAS | 4 | PDX | 2.2 | BRP | 3.3 | PAS | — | | — | | — | |
| 1967 DEC 6 | 1:33: 3.30 | | — | — | 37.058 | 115.296 | — | | — | 8.00* | — | GDY | 4 | BRP | 3.0 | BRP | — | | — | | 3.7 | PDX | 3.7 | KKG |
| 1967 11 | 2:35:19.39 | | — | — | 37.172 | 115.173 | — | | — | 8.00* | — | GDY | 3 | BRP | 3.0 | BRP | — | | — | | 3.3 | PDX | 3.3 | KKG |
| 1967 31 | 17:10:28.34 | | — | — | 35.657 | 117.555 | — | B | — | 1.00* | — | PAS | — | | 0.5 | BRP | 2.0 | PAS | — | | — | | — | |
| 1968 JAN 1 | 9:28: 5.00 | | — | 6 | 38.000 | 118.000 | — | | — | — | — | BRK | — | | — | | 3.2 | BRK | — | | — | | — | |
| 1968 4 | 9:45:43.08 | | — | — | 36.481 | 117.004 | — | | — | 8.00* | — | GDY | 2 | BRP | 3.2 | BRP | 4.0 | BRK | — | | — | | 3.6 | GDY |
| 1968 4 | 9:46:42.59 | | — | — | 36.497 | 117.017 | — | C | — | 6.70 | — | PAS | 1 | BRP | 2.6 | BRP | 3.6 | PAS | — | | 4.1 | PDX | 4.1 | KKG |
| 1968 15 | 12:37:39.35 | | — | — | 36.055 | 117.858 | — | B | — | 10.00* | — | PAS | — | | 0.8 | BRP | 2.2 | PAS | — | | — | | — | |
| 1968 15 | 13:36:15.54 | | — | — | 36.001 | 117.852 | — | C | — | 4.70 | — | PAS | — | | 0.8 | BRP | 2.2 | PAS | — | | — | | — | |
| 1968 FEB 5 | 19:32:57.15 | | — | — | 36.137 | 117.809 | — | B | — | 8.10 | — | PAS | — | | 1.3 | BRP | 2.6 | PAS | — | | — | | — | |
| 1968 5 | 20:11:17.56 | | — | — | 36.140 | 117.818 | — | C | — | 1.00* | — | PAS | — | | 0.7 | BRP | 2.1 | PAS | — | | — | | — | |
| 1968 5 | 20:16:49.10 | | — | — | 36.157 | 117.810 | — | B | — | 10.10 | — | PAS | — | | 0.8 | BRP | 2.2 | PAS | — | | — | | — | |
| 1968 6 | 1:46:21.74 | | — | — | 36.144 | 117.815 | — | B | — | 10.00* | — | PAS | — | | 1.2 | BRP | 2.5 | PAS | — | | — | | — | |
| 1968 6 | 2:15:39.16 | | — | — | 36.146 | 117.824 | — | B | — | 10.80 | — | PAS | — | | 0.5 | BRP | 2.0 | PAS | — | | 2.0 | PDX | — | |
| 1968 6 | 4:19:40.02 | | — | — | 36.143 | 117.825 | — | B | — | 1.00* | — | PAS | — | | 0.7 | BRP | 2.1 | PAS | — | | — | | — | |
| 1968 6 | 4:30:37.19 | | — | — | 36.149 | 117.823 | — | B | — | 6.60 | — | PAS | — | | 0.7 | BRP | 2.1 | PAS | — | | — | | — | |
| 1968 9 | 17:41: 4.04 | | — | — | 36.072 | 117.859 | — | B | — | 10.00* | — | PAS | — | | 0.8 | BRP | 2.2 | PAS | — | | — | | — | |
| 1968 MAR 1 | 11: 5:31.06 | SIZ | — | — | 37.329 | 116.226 | — | | — | 8.00* | — | GDY | 4 | BRP | 3.0 | BRP | — | | — | | 3.5 | PDX | 3.5 | GDY |
| 1968 3 | 2: 9:40.39 | SIZ | — | — | 36.730 | 115.905 | — | | — | 8.00* | — | GDY | — | | — | | — | | — | | — | | — | |

SGB HISTORICAL HYPOCENTER SUMMARY 1868-1978

| DATE (UTC) | ORIGIN TIME HR MN SEC | HYPOCENTER FLAG | RMS | NO | LATITUDE | LONGITUDE | ERH | Q | GAP | DEPTH | ERZ | REF | INTENSITY I | REF | MAGNITUDE MS | REF | ML | REF | MD | REF | mb | REF | OTH | REF |
|---|---|---|---|---|---|---|---|---|---|---|---|---|---|---|---|---|---|---|---|---|---|---|---|---|
| 1968 MAR 6 | 3:18:16.00 | | — | — | 36.500 | 115.800 | — | A | — | 33.00* | — | BRP | — | | — | | — | | — | | — | | — | |
| 1968 6 | 8:33: 1.00 | | — | 7 | 37.100 | 117.900 | — | | — | — | — | BRK | — | | — | | 3.2 | BRK | — | | — | | — | |
| 1968 6 | 8:43: 9.17 | | — | — | 37.001 | 117.833 | — | | — | 8.00* | — | GDY | — | | 1.7 | BRP | 3.3 | BRK | — | | — | | 2.9 | PAS |
| 1968 11 | 7:17:12.00 | | — | — | 36.700 | 116.600 | — | A | — | 33.00* | — | BRP | — | | — | | — | | — | | — | | — | |
| 1968 11 | 7:17:14.69 | | — | — | 37.196 | 115.374 | — | | — | 8.00* | — | GDY | — | | — | | — | | — | | — | | — | |
| 1968 11 | 7:17:23.00 | | — | 9 | 36.800 | 115.800 | — | | — | 33.00* | — | ISC | — | | — | | — | | — | | — | | — | |
| 1968 11 | 7:34:21.14 | | — | — | 37.147 | 115.468 | — | | — | 8.00* | — | GDY | 4 | BRP | 3.0 | BRP | — | | — | | 3.6 | PDX | 3.6 | KKG |
| 1968 13 | 3:11:21.20 | | — | — | 35.783 | 116.577 | — | C | — | 1.00* | — | PAS | — | | 1.6 | BRP | 2.8 | PAS | — | | — | | — | |
| 1968 APR 12 | 6:40:10.00 | | — | — | 36.900 | 114.500 | — | A | — | 33.00* | — | BRP | 4 | BRP | 3.0 | BRP | — | | — | | 3.4 | PDX | 3.4 | KKG |
| 1968 13 | 18:10:47.84 | | — | — | 38.264 | 117.697 | — | | — | 8.00* | — | GDY | — | | — | | 3.7 | BRK | — | | — | | 3.7 | GDY |
| 1968 26 | 15:14:52.00 | SIZ | — | 7 | 37.138 | 116.198 | — | | — | 33.00 | — | PDX | — | | — | | — | | — | | 5.1 | PDX | — | |
| 1968 26 | 15:32:21.00 | SIZ | — | 23 | 37.239 | 116.526 | — | | — | 17.00 | — | PDX | — | | — | | — | | — | | 4.9 | PDX | — | |
| 1968 26 | 16:35:17.65 | SIZ | — | — | 37.316 | 116.440 | — | | — | 8.00* | — | GDY | — | | — | | — | | — | | 4.9 | PDX | 4.9 | GDY |
| 1968 26 | 18:47:29.46 | SIZ | — | — | 37.046 | 116.228 | — | | — | 8.00* | — | GDY | — | | — | | — | | — | | 3.6 | PDX | 3.6 | GDY |
| 1968 26 | 20:42:18.41 | SIZ | — | — | 37.293 | 116.457 | — | | — | 8.00* | — | GDY | — | | — | | — | | — | | 4.0 | PDX | 4.0 | GDY |
| 1968 28 | 4:23:40.00 | SIZ | — | 15 | 37.205 | 116.481 | — | | — | 33.00 | — | PDX | — | | — | | — | | — | | 4.0 | PDX | — | |
| 1968 28 | 16:35:24.00 | SIZ | — | 8 | 37.138 | 116.395 | — | | — | 33.00 | — | PDX | — | | — | | — | | — | | 3.7 | PDX | — | |
| 1968 30 | 7:49: 3.00 | SIZ | — | 18 | 37.291 | 116.298 | — | | — | 33.00 | — | PDX | — | | — | | — | | — | | 4.2 | PDX | — | |
| 1968 MAY 1 | 10:50:38.73 | SIZ | — | — | 37.249 | 116.472 | — | | — | 8.00* | — | GDY | — | | — | | — | | — | | 3.8 | PDX | 3.8 | GDY |
| 1968 1 | 10:55:11.77 | SIZ | — | — | 37.228 | 116.446 | — | | — | 8.00* | — | GDY | — | | — | | — | | — | | 3.8 | PDX | 3.8 | GDY |
| 1968 3 | 0:38:28.58 | SIZ | — | — | 37.327 | 116.390 | — | | — | 8.00* | — | GDY | — | | — | | — | | — | | 3.7 | PDX | 3.7 | GDY |
| 1968 4 | 3:33: 9.10 | | — | — | 36.135 | 117.612 | — | B | — | 1.00* | — | PAS | — | | 1.5 | BRP | 2.7 | PAS | — | | — | | — | |
| 1968 4 | 23:28:43.86 | SIZ | — | — | 37.214 | 116.454 | — | | — | 8.00* | — | GDY | — | | — | | — | | — | | 3.7 | PDX | 3.7 | GDY |
| 1968 4 | 23:31:10.47 | SIZ | — | — | 37.235 | 116.557 | — | | — | 8.00* | — | GDY | — | | — | | — | | — | | 3.6 | PDX | 3.6 | GDY |
| 1968 15 | 16: 1:12.20 | SIZ | — | — | 37.209 | 116.540 | — | | — | 8.00* | — | GDY | — | | — | | — | | — | | 3.9 | PDX | 3.9 | GDY |
| 1968 17 | 14:11:15.85 | CSNL | — | — | 37.109 | 115.952 | — | | — | 8.00* | — | GDY | 5 | BRP | 4.0 | BRP | — | | — | | 4.0 | PDX | 4.0 | GDY |
| 1968 18 | 12:45: 8.80 | | — | — | 36.378 | 117.476 | — | B | — | 7.60 | — | PAS | — | | 1.7 | BRP | 2.9 | PAS | — | | — | | — | |
| 1968 31 | 3:47:58.78 | | — | — | 35.887 | 117.726 | — | C | — | 0.50 | — | PAS | — | | 0.9 | BRP | 2.3 | PAS | — | | — | | — | |
| 1968 JUN 9 | 16:21:10.02 | | — | — | 36.119 | 117.813 | — | B | — | 10.00* | — | PAS | — | | 1.5 | BRP | 2.7 | PAS | — | | — | | — | |
| 1968 12 | 9:30:22.01 | | — | — | 35.633 | 117.766 | — | C | — | 20.30 | — | PAS | — | | 1.2 | BRP | 2.5 | PAS | — | | — | | — | |
| 1968 15 | 22:30: 5.00 | | — | — | 36.700 | 116.200 | — | A | — | 33.00* | — | BRP | — | | — | | — | | — | | — | | — | |
| 1968 24 | 5:36:44.40 | | — | — | 36.717 | 115.975 | — | | — | 8.00* | — | GDY | 4 | BRP | 3.0 | BRP | 3.7 | BRK | — | | 3.9 | PDX | 3.9 | KKG |
| 1968 26 | 7:34:13.83 | SIZ | — | — | 37.368 | 116.347 | — | | — | 8.00* | — | GDY | — | | — | | 3.0 | BRK | — | | — | | 3.0 | GDY |
| 1968 30 | 21:21:20.65 | SIZ | — | — | 37.191 | 116.549 | — | | — | 8.00* | — | GDY | — | | — | | — | | — | | 3.6 | PDX | 3.6 | GDY |
| 1968 JUL 13 | 8:11:20.73 | | — | — | 36.003 | 117.347 | — | B | — | 1.00* | — | PAS | — | | 1.5 | BRP | 2.7 | PAS | — | | — | | — | |
| 1968 AUG 9 | 2: 8:52.48 | | — | — | 35.605 | 116.201 | — | C | — | 1.00* | — | PAS | — | | 1.8 | BRP | 3.0 | PAS | — | | — | | — | |
| 1968 SEP 3 | 8:33:55.23 | SIZ | — | — | 37.175 | 116.472 | — | | — | 8.00* | — | GDY | — | | — | | — | | — | | — | | 4.0 | GDY |
| 1968 24 | 17: 1: 2.89 | | — | — | 36.035 | 117.897 | — | B | — | 1.00* | — | PAS | 1 | BRP | 2.0 | BRP | 3.1 | PAS | — | | — | | — | |
| 1968 OCT 29 | 16:35:59.23 | | — | — | 36.979 | 116.501 | — | | — | 8.00* | — | GDY | — | | — | | — | | — | | — | | 3.5 | GDY |
| 1968 31 | 11:36:47.00 | | — | 3 | 36.250 | 117.500 | — | | — | — | — | BRK | 1 | BRP | 2.5 | BRP | 3.5 | BRK | — | | — | | — | |
| 1968 DEC 8 | 15:28: 1.40 | SIZ | — | 10 | 37.332 | 116.545 | 1.3 | D | 308 | 0.80* | — | HSF | — | | — | | — | | 2.5 | HSF | — | | — | |
| 1968 9 | 1: 2:58.30 | SIZ | — | 7 | 37.262 | 116.465 | 0.5 | B | 223 | 3.60 | 0.40 | HSF | — | | — | | — | | 0.8 | HSF | — | | — | |
| 1968 11 | 13:10:56.80 | SIZ | — | 9 | 37.247 | 116.497 | 0.2 | B | 224 | 3.60 | 0.10 | HSF | — | | — | | — | | 1.7 | HSF | — | | — | |
| 1968 12 | 11: 5:53.40 | SIZ | — | 11 | 37.225 | 116.508 | 0.5 | A | 96 | 3.80 | 0.60 | HSF | — | | — | | — | | 1.5 | HSF | — | | — | |
| 1968 13 | 0:25:26.74 | | — | — | 35.991 | 117.673 | — | B | — | 10.00* | — | PAS | — | | 0.9 | BRP | 2.3 | PAS | — | | — | | — | |
| 1968 14 | 6:53:31.70 | SIZ | — | 8 | 37.227 | 116.505 | 0.4 | A | 95 | 4.50 | 0.50 | HSF | — | | — | | — | | 1.1 | HSF | — | | — | |
| 1968 14 | 9:10:44.00 | SIZ | — | 4 | 37.218 | 116.505 | — | D | 133 | 3.00* | — | HSF | — | | — | | — | | 1.1 | HSF | — | | — | |
| 1968 16 | 18: 6:16.28 | | — | — | 35.806 | 117.651 | — | C | — | 10.00* | — | PAS | — | | 0.8 | BRP | 2.2 | PAS | — | | — | | — | |

| DATE (UTC) | ORIGIN TIME HR | MN | SEC | HYPOCENTER FLAG | RMS | NO | LATITUDE | LONGITUDE | ERH | Q | GAP | DEPTH | ERZ | REF | INTENSITY I | REF | MAGNITUDE MS | REF | ML | REF | MD | REF | mb | REF | OTH | REF |
|---|---|---|---|---|---|---|---|---|---|---|---|---|---|---|---|---|---|---|---|---|---|---|---|---|---|---|
| 1968 DEC 16 | 18 | 7 | 22.52 | | — | — | 35.795 | 117.656 | — | C | — | 10.00* | — | PAS | — | | 0.7 | BRP | 2.1 | PAS | — | | — | | — | |
| 1968 17 | 0 | 7 | 44.12 | | — | — | 36.027 | 117.882 | — | | — | 8.00* | — | GDY | 1 | BRP | 2.4 | BRP | 3.4 | PAS | — | | 4.0 | PDX | 3.4 | GDY |
| 1968 17 | 22 | 46 | 56.90 | SIZ | — | 8 | 37.227 | 116.502 | 0.3 | A | 93 | 4.20 | 0.40 | HSF | — | | — | | — | | 1.2 | HSF | — | | — | |
| 1968 19 | 16 | 31 | 50.00 | SIZ | — | — | 37.200 | 116.500 | — | | — | 0.00* | — | HSF* | — | | — | | — | | 4.8 | HSF | — | | — | |
| 1968 19 | 16 | 32 | 10.00 | SIZ | — | — | 37.200 | 116.500 | — | | — | 0.00* | — | HSF* | — | | — | | — | | 3.0 | HSF | — | | — | |
| 1968 19 | 16 | 33 | 40.00 | SIZ | — | — | 37.200 | 116.500 | — | | — | 0.00* | — | HSF* | — | | — | | — | | 3.5 | HSF | — | | — | |
| 1968 19 | 16 | 34 | 20.00 | SIZ | — | — | 37.200 | 116.500 | — | | — | 0.00* | — | HSF* | — | | — | | — | | 3.5 | HSF | — | | — | |
| 1968 19 | 16 | 42 | 18.10 | SIZ | — | 11 | 37.250 | 116.493 | 0.3 | B | 158 | 2.10 | 0.30 | HSF | — | | — | | — | | 2.9 | HSF | — | | — | |
| 1968 19 | 16 | 47 | 16.90 | SIZ | — | — | 37.200 | 116.500 | — | | — | 0.00* | — | HSF* | — | | — | | — | | 3.5 | HSF | — | | — | |
| 1968 19 | 17 | 0 | 28.00 | SIZ | — | 17 | 37.210 | 116.505 | 0.3 | A | 67 | 3.90 | 0.30 | HSF | — | | — | | — | | 3.5 | HSF | — | | — | |
| 1968 19 | 17 | 6 | 25.30 | SIZ | — | 21 | 37.235 | 116.493 | 0.2 | B | 50 | 3.70 | 0.30 | HSF | — | | — | | — | | 3.0 | HSF | — | | — | |
| 1968 19 | 17 | 7 | 55.60 | SIZ | — | 10 | 37.272 | 116.460 | 0.6 | B | 138 | 2.70 | 0.80 | HSF | — | | — | | — | | 2.6 | HSF | — | | — | |
| 1968 19 | 17 | 8 | 48.50 | SIZ | — | 12 | 37.275 | 116.460 | 0.3 | B | 148 | 2.50 | 0.50 | HSF | — | | — | | — | | 2.7 | HSF | — | | — | |
| 1968 19 | 17 | 9 | 56.00 | SIZ | — | 12 | 37.262 | 116.467 | 0.3 | A | 112 | 2.30 | 0.30 | HSF | — | | — | | — | | 2.7 | HSF | — | | — | |
| 1968 19 | 17 | 30 | 21.50 | SIZ | — | 18 | 37.208 | 116.503 | 0.4 | B | 50 | 2.60 | 0.70 | HSF | — | | — | | — | | 3.5 | HSF | 4.3 | PDX | — | |
| 1968 19 | 18 | 14 | 39.30 | SIZ | — | 20 | 37.257 | 116.475 | 0.2 | A | 69 | 3.70 | 0.20 | HSF | — | | — | | — | | 3.0 | HSF | — | | — | |
| 1968 19 | 18 | 50 | 60.00 | SIZ | — | 21 | 37.272 | 116.458 | 0.2 | A | 96 | 3.10 | 0.20 | HSF | — | | — | | — | | 2.8 | HSF | — | | — | |
| 1968 19 | 18 | 52 | 30.80 | SIZ | — | 22 | 37.198 | 116.475 | 0.2 | A | 49 | 1.60 | 0.40 | HSF | — | | — | | — | | 3.1 | HSF | — | | — | |
| 1968 19 | 18 | 57 | 10.00 | SIZ | — | 14 | 37.200 | 116.497 | 0.2 | A | 67 | 3.20 | 0.30 | HSF | — | | — | | — | | 2.9 | HSF | — | | — | |
| 1968 19 | 19 | 18 | 17.70 | SIZ | — | 14 | 37.260 | 116.485 | 0.4 | B | 66 | 1.10 | 0.40 | HSF | — | | — | | — | | 3.3 | HSF | 4.1 | PDX | — | |
| 1968 19 | 19 | 32 | 29.90 | SIZ | — | 18 | 37.203 | 116.502 | 0.2 | A | 53 | 3.90 | 0.30 | HSF | — | | — | | — | | 3.2 | HSF | 3.9 | PDX | — | |
| 1968 19 | 19 | 45 | 36.10 | SIZ | — | 16 | 37.230 | 116.473 | 0.1 | A | 41 | 1.70 | 0.20 | HSF | — | | — | | — | | 3.1 | HSF | — | | — | |
| 1968 19 | 19 | 54 | 0.10 | SIZ | — | 18 | 37.222 | 116.502 | 0.2 | A | 53 | 4.40 | 0.20 | HSF | — | | — | | — | | 3.2 | HSF | 4.3 | PDX | — | |
| 1968 19 | 20 | 3 | 3.20 | SIZ | — | 13 | 37.275 | 116.467 | 1.0 | C | 151 | 4.10 | 0.80 | HSF | — | | — | | — | | 3.2 | HSF | — | | — | |
| 1968 19 | 20 | 4 | 16.40 | SIZ | — | 11 | 37.205 | 116.490 | 0.3 | A | 64 | 3.30 | 0.50 | HSF | — | | — | | — | | 2.6 | HSF | — | | — | |
| 1968 19 | 20 | 5 | 0.00 | SIZ | — | — | 37.200 | 116.500 | — | | — | 0.00* | — | HSF* | — | | — | | — | | 3.0 | HSF | — | | — | |
| 1968 19 | 20 | 5 | 50.50 | SIZ | — | 14 | 37.233 | 116.463 | 0.2 | A | 105 | 1.70 | 0.20 | HSF | — | | — | | — | | 3.0 | HSF | — | | — | |
| 1968 19 | 20 | 22 | 29.20 | SIZ | — | 17 | 37.238 | 116.503 | 0.2 | A | 60 | 3.90 | 0.20 | HSF | — | | — | | — | | 2.8 | HSF | — | | — | |
| 1968 19 | 20 | 40 | 9.10 | SIZ | — | 12 | 37.283 | 116.463 | 0.4 | A | 113 | 2.10 | 0.40 | HSF | — | | — | | — | | 3.1 | HSF | — | | — | |
| 1968 19 | 21 | 14 | 34.30 | SIZ | — | 17 | 37.235 | 116.470 | 0.4 | B | 62 | 0.70 | 0.50 | HSF | — | | — | | — | | 3.1 | HSF | — | | — | |
| 1968 19 | 22 | 5 | 18.40 | SIZ | — | 18 | 37.202 | 116.498 | 0.2 | A | 52 | 3.50 | 0.30 | HSF | — | | — | | — | | 3.3 | HSF | — | | — | |
| 1968 19 | 22 | 13 | 0.00 | SIZ | — | — | 37.200 | 116.500 | — | | — | 0.00* | — | HSF* | — | | — | | — | | 3.0 | HSF | — | | — | |
| 1968 19 | 22 | 23 | 26.30 | SIZ | — | 15 | 37.217 | 116.467 | — | | — | 4.00* | — | PDX | — | | — | | — | | 4.2 | HSF | 5.0 | PDX | 4.5 | PDX |
| 1968 19 | 22 | 28 | 52.70 | SIZ | — | 11 | 37.207 | 116.507 | 0.7 | B | 70 | 3.30 | 1.20 | HSF | — | | — | | — | | 3.0 | HSF | — | | — | |
| 1968 19 | 22 | 32 | 40.50 | SIZ | — | 8 | 37.230 | 116.462 | 0.3 | C | 156 | 2.00 | 2.10 | HSF | — | | — | | — | | 1.5 | HSF | — | | — | |
| 1968 19 | 22 | 40 | 4.90 | SIZ | — | 4 | 37.230 | 116.477 | — | D | 189 | 0.30* | — | HSF | — | | — | | — | | 1.1 | HSF | — | | — | |
| 1968 19 | 22 | 42 | 53.90 | SIZ | — | 6 | 37.248 | 116.535 | 5.9 | C | 125 | 13.90 | 12.30 | HSF | — | | — | | — | | 0.8 | HSF | — | | — | |
| 1968 19 | 22 | 51 | 51.50 | SIZ | — | 10 | 37.232 | 116.487 | 0.2 | A | 101 | 2.20 | 1.10 | HSF | — | | — | | — | | 2.3 | HSF | — | | — | |
| 1968 19 | 22 | 55 | 51.80 | SIZ | — | 7 | 37.237 | 116.465 | 0.2 | B | 122 | 1.40 | 0.40 | HSF | — | | — | | — | | 2.0 | HSF | — | | — | |
| 1968 19 | 22 | 58 | 1.00 | SIZ | — | 12 | 37.215 | 116.508 | 0.4 | A | 62 | 4.30 | 0.50 | HSF | — | | — | | — | | 2.9 | HSF | — | | — | |
| 1968 19 | 23 | 5 | 12.10 | SIZ | — | 11 | 37.235 | 116.497 | 0.4 | A | 67 | 3.60 | 0.60 | HSF | — | | — | | — | | 1.7 | HSF | — | | — | |
| 1968 19 | 23 | 23 | 48.40 | SIZ | — | 10 | 37.202 | 116.468 | 0.2 | B | 67 | 1.80 | 0.50 | HSF | — | | — | | — | | 2.3 | HSF | — | | — | |
| 1968 19 | 23 | 25 | 35.20 | SIZ | — | 8 | 37.230 | 116.477 | 0.2 | A | 111 | 2.00 | 0.90 | HSF | — | | — | | — | | 1.5 | HSF | — | | — | |
| 1968 19 | 23 | 26 | 31.20 | SIZ | — | 6 | 37.230 | 116.475 | 0.1 | B | 153 | 1.30 | 0.20 | HSF | — | | — | | — | | 0.9 | HSF | — | | — | |
| 1968 19 | 23 | 51 | 22.60 | SIZ | — | 11 | 37.253 | 116.493 | 0.3 | A | 99 | 2.70 | 0.50 | HSF | — | | — | | — | | 1.7 | HSF | — | | — | |
| 1968 19 | 23 | 52 | 49.10 | SIZ | — | 10 | 37.225 | 116.468 | 0.2 | A | 61 | 1.90 | 0.30 | HSF | — | | — | | — | | 2.2 | HSF | — | | — | |
| 1968 20 | 0 | 14 | 32.20 | SIZ | — | 9 | 37.200 | 116.492 | 0.2 | B | 70 | 1.60 | 0.50 | HSF | — | | — | | — | | 1.2 | HSF | — | | — | |
| 1968 20 | 0 | 16 | 59.00 | SIZ | — | 10 | 37.237 | 116.472 | 0.4 | A | 59 | 2.70 | 1.20 | HSF | — | | — | | — | | 1.3 | HSF | — | | — | |

SGB HISTORICAL HYPOCENTER SUMMARY 1868–1978

| DATE (UTC) | ORIGIN TIME HR MN SEC | HYPOCENTER FLAG | RMS | NO | LATITUDE | LONGITUDE | ERH | Q | GAP | DEPTH | ERZ | REF | INTENSITY I | REF | MAGNITUDE MS | REF | ML | REF | MD | REF | mb | REF | OTH | REF |
|---|---|---|---|---|---|---|---|---|---|---|---|---|---|---|---|---|---|---|---|---|---|---|---|---|
| 1968 DEC 20 | 0:19:33.20 | SIZ | — | 11 | 37.245 | 116.485 | 0.3 | A | 68 | 1.90 | 0.40 | HSF | — | | — | | — | | 2.7 | HSF | — | | — | |
| 1968 20 | 0:22:36.50 | SIZ | — | 12 | 37.222 | 116.500 | 0.5 | A | 59 | 3.70 | 0.70 | HSF | — | | — | | — | | 2.9 | HSF | — | | — | |
| 1968 20 | 0:30:41.70 | SIZ | — | 10 | 37.213 | 116.507 | 0.2 | A | 61 | 3.20 | 0.40 | HSF | — | | — | | — | | 0.9 | HSF | — | | — | |
| 1968 20 | 0:35:53.10 | SIZ | — | 10 | 37.247 | 116.472 | 0.4 | A | 63 | 2.40 | 0.50 | HSF | — | | — | | — | | 1.2 | HSF | — | | — | |
| 1968 20 | 0:39:17.40 | SIZ | — | 10 | 37.265 | 116.492 | 1.4 | B | 118 | 4.60 | 1.40 | HSF | — | | — | | — | | 2.0 | HSF | — | | — | |
| 1968 20 | 0:42:38.80 | SIZ | — | 9 | 37.205 | 116.507 | 0.3 | A | 103 | 3.40 | 0.40 | HSF | — | | — | | — | | 1.7 | HSF | — | | — | |
| 1968 20 | 1:15: 1.90 | SIZ | — | 17 | 37.250 | 116.495 | 0.3 | B | 44 | 3.90 | 0.30 | HSF | — | | — | | — | | 2.9 | HSF | 3.8 | PDX | — | |
| 1968 20 | 1:28: 7.10 | SIZ | — | 20 | 37.227 | 116.500 | 0.2 | A | 47 | 4.40 | 0.30 | HSF | — | | — | | — | | 2.9 | HSF | 3.9 | PDX | — | |
| 1968 20 | 1:28:21.00 | | — | 5 | 37.900 | 116.000 | — | | — | 4.00* | — | ISC | — | | — | | — | | — | | — | | — | |
| 1968 20 | 1:50:21.60 | SIZ | — | 23 | 37.207 | 116.507 | 0.3 | B | 49 | 3.40 | 0.40 | HSF | — | | — | | — | | 3.1 | HSF | — | | — | |
| 1968 20 | 2: 0:12.30 | SIZ | — | 11 | 37.208 | 116.507 | 0.3 | A | 101 | 3.40 | 0.40 | HSF | — | | — | | — | | 2.6 | HSF | — | | — | |
| 1968 20 | 2:30: 0.00 | SIZ | — | — | 37.200 | 116.500 | — | | — | 0.00* | — | HSF* | — | | — | | — | | 3.0 | HSF | — | | — | |
| 1968 20 | 3:36:43.80 | SIZ | — | 11 | 37.215 | 116.505 | 0.4 | A | 97 | 3.70 | 0.50 | HSF | — | | — | | — | | 2.9 | HSF | — | | — | |
| 1968 20 | 4:41:48.30 | SIZ | — | 10 | 37.283 | 116.455 | 0.4 | B | 160 | 2.40 | 0.70 | HSF | — | | — | | — | | 2.4 | HSF | — | | — | |
| 1968 20 | 5: 5:44.50 | SIZ | — | 14 | 37.217 | 116.510 | 0.2 | A | 61 | 3.50 | 0.30 | HSF | — | | — | | — | | 2.3 | HSF | — | | — | |
| 1968 20 | 5:10: 2.00 | SIZ | — | 21 | 37.205 | 116.510 | 0.2 | A | 55 | 3.70 | 0.20 | HSF | — | | — | | — | | 2.7 | HSF | — | | — | |
| 1968 20 | 5:36:49.20 | SIZ | — | 21 | 37.212 | 116.510 | 0.2 | A | 40 | 4.20 | 0.20 | HSF | — | | — | | — | | 2.6 | HSF | — | | — | |
| 1968 20 | 5:41:52.10 | SIZ | — | 23 | 37.235 | 116.487 | 0.2 | A | 41 | 4.00 | 0.20 | HSF | — | | — | | — | | 3.0 | HSF | — | | — | |
| 1968 20 | 5:52:10.40 | SIZ | — | 20 | 37.223 | 116.500 | 0.2 | A | 43 | 3.80 | 0.20 | HSF | — | | — | | — | | 2.6 | HSF | — | | — | |
| 1968 20 | 6: 3:54.80 | SIZ | — | 20 | 37.238 | 116.500 | 0.2 | A | 45 | 3.90 | 0.20 | HSF | — | | — | | — | | 2.6 | HSF | — | | — | |
| 1968 20 | 6:10: 7.10 | SIZ | — | 20 | 37.252 | 116.497 | 0.2 | A | 47 | 3.70 | 0.20 | HSF | — | | — | | — | | 2.6 | HSF | — | | — | |
| 1968 20 | 6:16:16.40 | SIZ | — | 20 | 37.207 | 116.510 | 0.2 | A | 54 | 4.00 | 0.20 | HSF | — | | — | | — | | 2.5 | HSF | — | | — | |
| 1968 20 | 6:24:57.20 | SIZ | — | 18 | 37.220 | 116.510 | 0.3 | A | 60 | 4.20 | 0.30 | HSF | — | | — | | — | | 2.0 | HSF | — | | — | |
| 1968 20 | 6:28:15.30 | SIZ | — | 20 | 37.265 | 116.468 | 0.3 | A | 107 | 2.80 | 0.40 | HSF | — | | — | | — | | 2.2 | HSF | — | | — | |
| 1968 20 | 6:38:55.80 | SIZ | — | 21 | 37.207 | 116.505 | 0.2 | A | 50 | 2.90 | 0.20 | HSF | — | | — | | — | | 2.6 | HSF | — | | — | |
| 1968 20 | 6:53:23.80 | SIZ | — | 21 | 37.248 | 116.488 | 0.2 | A | 49 | 3.30 | 0.20 | HSF | — | | — | | — | | 2.8 | HSF | — | | — | |
| 1968 20 | 7: 9:48.80 | SIZ | — | 20 | 37.217 | 116.507 | 0.2 | A | 40 | 3.60 | 0.20 | HSF | — | | — | | — | | 2.3 | HSF | — | | — | |
| 1968 20 | 7:10:43.70 | SIZ | — | 14 | 37.273 | 116.485 | 0.3 | B | 136 | 2.10 | 0.20 | HSF | — | | — | | — | | 2.2 | HSF | — | | — | |
| 1968 20 | 7:12: 9.50 | SIZ | — | 19 | 37.217 | 116.508 | 0.2 | A | 39 | 3.60 | 0.30 | HSF | — | | — | | — | | 2.0 | HSF | — | | — | |
| 1968 20 | 7:15:27.40 | SIZ | — | 21 | 37.288 | 116.463 | 0.3 | B | 141 | 2.30 | 0.40 | HSF | — | | — | | — | | 2.0 | HSF | — | | — | |
| 1968 20 | 7:18:32.70 | SIZ | — | 21 | 37.212 | 116.507 | 0.2 | A | 40 | 4.00 | 0.20 | HSF | — | | — | | — | | 2.6 | HSF | — | | — | |
| 1968 20 | 7:37:47.10 | SIZ | — | 20 | 37.227 | 116.508 | 0.2 | A | 54 | 4.20 | 0.20 | HSF | — | | — | | — | | 2.0 | HSF | — | | — | |
| 1968 20 | 7:38: 1.10 | SIZ | — | 14 | 37.227 | 116.510 | 0.2 | A | 63 | 4.40 | 0.20 | HSF | — | | — | | — | | 2.6 | HSF | — | | — | |
| 1968 20 | 7:42: 3.90 | SIZ | — | 18 | 37.262 | 116.470 | 0.3 | A | 106 | 3.30 | 0.40 | HSF | — | | — | | — | | 2.1 | HSF | — | | — | |
| 1968 20 | 7:45:25.50 | SIZ | — | 21 | 37.227 | 116.510 | 0.2 | A | 54 | 4.50 | 0.20 | HSF | — | | — | | — | | 2.6 | HSF | — | | — | |
| 1968 20 | 7:49:34.40 | SIZ | — | 19 | 37.217 | 116.498 | 0.1 | A | 40 | 2.40 | 0.30 | HSF | — | | — | | — | | 2.1 | HSF | — | | — | |
| 1968 20 | 7:54: 1.90 | SIZ | — | 19 | 37.210 | 116.507 | 0.2 | A | 41 | 3.90 | 0.30 | HSF | — | | — | | — | | 2.3 | HSF | — | | — | |
| 1968 20 | 7:54:59.80 | SIZ | — | 19 | 37.223 | 116.463 | 0.2 | B | 56 | 1.80 | 0.30 | HSF | — | | — | | — | | 2.3 | HSF | — | | — | |
| 1968 20 | 8: 5:50.10 | SIZ | — | 18 | 37.207 | 116.508 | 0.3 | B | 52 | 3.80 | 0.50 | HSF | — | | — | | — | | 2.0 | HSF | — | | — | |
| 1968 20 | 8:13:18.10 | SIZ | — | 21 | 37.228 | 116.510 | 0.2 | A | 55 | 4.40 | 0.20 | HSF | — | | — | | — | | 2.2 | HSF | — | | — | |
| 1968 20 | 8:26:59.60 | SIZ | — | 21 | 37.267 | 116.470 | 0.2 | A | 107 | 3.70 | 0.20 | HSF | — | | — | | — | | 2.8 | HSF | — | | — | |
| 1968 20 | 8:29: 9.10 | SIZ | — | 18 | 37.245 | 116.492 | 0.2 | A | 52 | 3.20 | 0.30 | HSF | — | | — | | — | | 2.0 | HSF | — | | — | |
| 1968 20 | 8:41:52.50 | SIZ | — | 20 | 37.268 | 116.468 | 0.2 | B | 109 | 3.00 | 0.30 | HSF | — | | — | | — | | 2.3 | HSF | — | | — | |
| 1968 20 | 8:42: 0.70 | SIZ | — | 16 | 37.228 | 116.510 | 0.3 | B | 57 | 4.50 | 0.30 | HSF | — | | — | | — | | 2.0 | HSF | — | | — | |
| 1968 20 | 8:52:35.90 | SIZ | — | 21 | 37.268 | 116.487 | 0.2 | A | 78 | 2.60 | 0.30 | HSF | — | | — | | — | | 2.8 | HSF | — | | — | |
| 1968 20 | 9:26:25.90 | SIZ | — | 18 | 37.235 | 116.502 | 0.3 | A | 49 | 3.20 | 0.40 | HSF | — | | — | | — | | 1.9 | HSF | — | | — | |
| 1968 20 | 9:31:43.50 | SIZ | — | 20 | 37.223 | 116.510 | 0.2 | A | 55 | 3.60 | 0.30 | HSF | — | | — | | — | | 2.5 | HSF | — | | — | |
| 1968 20 | 9:39: 7.50 | SIZ | — | 19 | 37.220 | 116.503 | 0.2 | A | 41 | 3.90 | 0.20 | HSF | — | | — | | — | | 2.6 | HSF | — | | — | |

| DATE (UTC) | ORIGIN TIME HR | MN | SEC | HYPOCENTER FLAG | RMS | NO | LATITUDE | LONGITUDE | ERH | Q | GAP | DEPTH | ERZ | REF | INTENSITY I | REF | MAGNITUDE MS | REF | ML | REF | MD | REF | mb | REF | OTH | REF |
|---|---|---|---|---|---|---|---|---|---|---|---|---|---|---|---|---|---|---|---|---|---|---|---|---|---|---|
| 1968 DEC 20 | | 9 | 57:19.30 | SIZ | — | 20 | 37.215 | 116.508 | 0.2 | A | 39 | 3.90 | 0.20 | HSF | — | | — | | — | | 2.8 | HSF | 3.7 | PDX | — | |
| 1968 20 | | 9 | 58:23.00 | SIZ | — | 12 | 37.213 | 116.510 | 0.3 | B | 64 | 3.40 | 0.40 | HSF | — | | — | | — | | 2.6 | HSF | — | | — | |
| 1968 20 | | 9 | 59:27.80 | SIZ | — | 11 | 37.217 | 116.508 | 0.2 | A | 61 | 3.90 | 0.20 | HSF | — | | — | | — | | 1.9 | HSF | — | | — | |
| 1968 20 | | 10 | 3:36.00 | SIZ | — | 18 | 37.210 | 116.510 | 0.2 | A | 55 | 4.10 | 0.20 | HSF | 4 | BRP | 3.0 | BRP | — | | 2.9 | HSF | 3.9 | PDX | 3.9 | GDY |
| 1968 20 | | 10 | 13:13.80 | SIZ | — | 19 | 37.200 | 116.508 | 0.2 | A | 55 | 3.50 | 0.20 | HSF | — | | — | | — | | 2.3 | HSF | — | | — | |
| 1968 20 | | 10 | 22:29.50 | SIZ | — | 19 | 37.215 | 116.508 | 0.2 | A | 40 | 4.20 | 0.20 | HSF | — | | — | | — | | 2.2 | HSF | — | | — | |
| 1968 20 | | 10 | 54:46.60 | SIZ | — | 18 | 37.235 | 116.503 | 0.2 | A | 50 | 3.50 | 0.20 | HSF | — | | — | | — | | 2.2 | HSF | — | | — | |
| 1968 20 | | 11 | 7:44.60 | SIZ | — | 22 | 37.227 | 116.510 | 0.2 | A | 54 | 4.70 | 0.20 | HSF | — | | — | | — | | 2.2 | HSF | — | | — | |
| 1968 20 | | 11 | 11: 7.10 | SIZ | — | 14 | 37.202 | 116.485 | 0.2 | A | 71 | 2.20 | 0.30 | HSF | — | | — | | — | | 1.6 | HSF | — | | — | |
| 1968 20 | | 11 | 16:54.80 | SIZ | — | 21 | 37.258 | 116.495 | 0.2 | A | 56 | 3.60 | 0.20 | HSF | — | | — | | — | | 2.4 | HSF | — | | — | |
| 1968 20 | | 11 | 20:11.60 | SIZ | — | 20 | 37.198 | 116.510 | 0.2 | A | 56 | 3.30 | 0.20 | HSF | — | | — | | — | | 2.5 | HSF | — | | — | |
| 1968 20 | | 11 | 24:47.00 | SIZ | — | 21 | 37.217 | 116.508 | 0.2 | A | 39 | 3.60 | 0.20 | HSF | — | | — | | — | | 2.7 | HSF | — | | — | |
| 1968 20 | | 11 | 25:53.10 | SIZ | — | 19 | 37.217 | 116.503 | 0.2 | A | 44 | 3.60 | 0.30 | HSF | — | | — | | — | | 2.4 | HSF | — | | — | |
| 1968 20 | | 11 | 31: 3.60 | SIZ | — | 11 | 37.225 | 116.512 | 0.4 | A | 85 | 4.60 | 0.40 | HSF | — | | — | | — | | 2.3 | HSF | — | | — | |
| 1968 20 | | 11 | 32:34.10 | SIZ | — | 19 | 37.273 | 116.485 | 0.3 | B | 110 | 2.50 | 0.30 | HSF | — | | — | | — | | 2.8 | HSF | — | | — | |
| 1968 20 | | 11 | 55:50.20 | SIZ | — | 18 | 37.305 | 116.453 | 0.4 | B | 123 | 0.50 | 0.40 | HSF | — | | — | | — | | 2.6 | HSF | — | | — | |
| 1968 20 | | 11 | 57: 0.60 | SIZ | — | 15 | 37.227 | 116.510 | 0.1 | A | 63 | 4.30 | 0.10 | HSF | — | | — | | — | | 2.5 | HSF | — | | — | |
| 1968 20 | | 11 | 59:28.00 | SIZ | — | 16 | 37.203 | 116.490 | 0.1 | A | 51 | 3.00 | 0.10 | HSF | — | | — | | — | | 2.3 | HSF | — | | — | |
| 1968 20 | | 11 | 59:42.10 | SIZ | — | 15 | 37.210 | 116.510 | 0.2 | A | 57 | 4.10 | 0.20 | HSF | — | | — | | — | | 2.0 | HSF | — | | — | |
| 1968 20 | | 12 | 0:59.50 | SIZ | — | 19 | 37.210 | 116.507 | 0.3 | A | 41 | 3.90 | 0.40 | HSF | — | | — | | — | | 2.2 | HSF | — | | — | |
| 1968 20 | | 12 | 1:24.30 | SIZ | — | 9 | 37.220 | 116.508 | 0.3 | A | 107 | 4.00 | 0.30 | HSF | — | | — | | — | | 2.1 | HSF | — | | — | |
| 1968 20 | | 12 | 8:39.80 | SIZ | — | 16 | 37.210 | 116.510 | 0.1 | A | 42 | 3.00 | 0.20 | HSF | — | | — | | — | | 2.1 | HSF | — | | — | |
| 1968 20 | | 12 | 10:22.20 | SIZ | — | 19 | 37.210 | 116.507 | 0.2 | A | 41 | 3.80 | 0.20 | HSF | — | | — | | — | | 2.3 | HSF | — | | — | |
| 1968 20 | | 12 | 10:36.80 | SIZ | — | 14 | 37.210 | 116.510 | 0.2 | A | 57 | 3.80 | 0.20 | HSF | — | | — | | — | | 2.5 | HSF | — | | — | |
| 1968 20 | | 12 | 14:43.40 | SIZ | — | 22 | 37.213 | 116.510 | 0.2 | A | 40 | 4.30 | 0.20 | HSF | — | | — | | — | | 2.8 | HSF | — | | — | |
| 1968 20 | | 12 | 27:27.10 | SIZ | — | 21 | 37.218 | 116.508 | 0.1 | A | 41 | 4.30 | 0.20 | HSF | — | | — | | — | | 2.0 | HSF | — | | — | |
| 1968 20 | | 12 | 34:55.90 | SIZ | — | 20 | 37.245 | 116.498 | 0.2 | A | 42 | 3.90 | 0.20 | HSF | — | | — | | — | | 2.3 | HSF | — | | — | |
| 1968 20 | | 12 | 40:17.70 | SIZ | — | 20 | 37.195 | 116.510 | 0.2 | A | 56 | 3.60 | 0.20 | HSF | — | | — | | — | | 2.7 | HSF | — | | — | |
| 1968 20 | | 12 | 44:55.80 | SIZ | — | 21 | 37.250 | 116.478 | 0.1 | A | 48 | 3.80 | 0.10 | HSF | — | | — | | — | | 2.3 | HSF | — | | — | |
| 1968 20 | | 12 | 48:54.30 | SIZ | — | 17 | 37.222 | 116.510 | 0.2 | B | 50 | 4.30 | 0.30 | HSF | — | | — | | — | | 2.5 | HSF | — | | — | |
| 1968 20 | | 12 | 56:18.10 | SIZ | — | 19 | 37.218 | 116.508 | 0.1 | A | 54 | 3.40 | 0.20 | HSF | — | | — | | — | | 2.1 | HSF | — | | — | |
| 1968 20 | | 13 | 7:24.20 | SIZ | — | 19 | 37.210 | 116.510 | 0.2 | A | 42 | 4.30 | 0.30 | HSF | — | | — | | — | | 2.6 | HSF | — | | — | |
| 1968 20 | | 13 | 14:19.50 | SIZ | — | 18 | 37.212 | 116.475 | 0.1 | A | 44 | 2.40 | 0.30 | HSF | — | | — | | — | | 2.1 | HSF | — | | — | |
| 1968 20 | | 13 | 26:39.00 | SIZ | — | 17 | 37.220 | 116.507 | 0.2 | A | 52 | 4.10 | 0.20 | HSF | — | | — | | — | | 1.9 | HSF | — | | — | |
| 1968 20 | | 13 | 39:34.00 | SIZ | — | 21 | 37.220 | 116.508 | 0.2 | A | 46 | 4.10 | 0.20 | HSF | — | | — | | — | | 2.4 | HSF | — | | — | |
| 1968 20 | | 13 | 46:40.10 | SIZ | — | 22 | 37.227 | 116.508 | 0.2 | A | 54 | 4.60 | 0.20 | HSF | — | | — | | — | | 2.3 | HSF | — | | — | |
| 1968 20 | | 13 | 50:32.80 | SIZ | — | 20 | 37.253 | 116.502 | 0.2 | A | 61 | 4.00 | 0.20 | HSF | — | | — | | — | | 2.0 | HSF | — | | — | |
| 1968 20 | | 14 | 22:58.80 | SIZ | — | 19 | 37.208 | 116.507 | 0.2 | A | 44 | 4.30 | 0.20 | HSF | — | | — | | — | | 2.4 | HSF | — | | — | |
| 1968 20 | | 14 | 23:38.50 | SIZ | — | 13 | 37.222 | 116.510 | 0.1 | A | 60 | 4.20 | 0.10 | HSF | — | | — | | — | | 2.2 | HSF | — | | — | |
| 1968 20 | | 15 | 4:48.70 | SIZ | — | 22 | 37.215 | 116.507 | 0.2 | A | 40 | 4.50 | 0.20 | HSF | — | | — | | — | | 2.4 | HSF | — | | — | |
| 1968 20 | | 15 | 24:34.50 | SIZ | — | 19 | 37.203 | 116.472 | 0.1 | A | 44 | 2.30 | 0.20 | HSF | — | | — | | — | | 2.5 | HSF | — | | — | |
| 1968 20 | | 15 | 28: 7.10 | SIZ | — | 18 | 37.220 | 116.487 | 0.1 | A | 50 | 3.80 | 0.10 | HSF | — | | — | | — | | 2.2 | HSF | — | | — | |
| 1968 20 | | 15 | 46:42.80 | SIZ | — | 21 | 37.278 | 116.463 | 0.3 | A | 112 | 3.40 | 0.30 | HSF | — | | — | | — | | 2.3 | HSF | — | | — | |
| 1968 20 | | 15 | 53:10.10 | SIZ | — | 15 | 37.203 | 116.467 | 0.1 | A | 68 | 2.00 | 0.10 | HSF | — | | — | | — | | 2.0 | HSF | — | | — | |
| 1968 20 | | 16 | 13:58.50 | SIZ | — | 17 | 37.220 | 116.508 | 0.2 | A | 56 | 4.20 | 0.20 | HSF | — | | — | | — | | 1.9 | HSF | — | | — | |
| 1968 20 | | 16 | 19:18.40 | SIZ | — | 17 | 37.205 | 116.488 | 0.1 | A | 46 | 3.10 | 0.20 | HSF | — | | — | | — | | 3.1 | HSF | 3.9 | PDX | — | |
| 1968 20 | | 16 | 31:23.50 | SIZ | — | 19 | 37.222 | 116.510 | 0.2 | A | 52 | 4.40 | 0.20 | HSF | — | | — | | — | | 2.1 | HSF | — | | — | |
| 1968 20 | | 16 | 40:27.00 | SIZ | — | 20 | 37.222 | 116.510 | 0.2 | A | 51 | 4.50 | 0.20 | HSF | — | | — | | — | | 2.5 | HSF | — | | — | |

SGB HISTORICAL HYPOCENTER SUMMARY 1868-1978

| DATE (UTC) | ORIGIN TIME HR MN SEC | HYPOCENTER FLAG | RMS | NO | LATITUDE | LONGITUDE | ERH | Q | GAP | DEPTH | ERZ | REF | INTENSITY I | REF | MAGNITUDE MS | REF | ML | REF | MD | REF | mb | REF | OTH | REF |
|---|---|---|---|---|---|---|---|---|---|---|---|---|---|---|---|---|---|---|---|---|---|---|---|---|
| 1968 DEC 20 | 16:47:30.90 | SIZ | — | 20 | 37.255 | 116.458 | 0.1 | A | 86 | 1.90 | 0.10 | HSF | — | | — | | — | | 2.9 | HSF | — | | — | |
| 1968 20 | 16:57:53.00 | SIZ | — | 20 | 37.248 | 116.488 | 0.2 | A | 49 | 3.80 | 0.20 | HSF | — | | — | | — | | 2.4 | HSF | — | | — | |
| 1968 20 | 17: 8:27.30 | SIZ | — | 16 | 37.198 | 116.513 | 0.3 | B | 83 | 3.70 | 0.40 | HSF | — | | — | | — | | 2.2 | HSF | — | | — | |
| 1968 20 | 17:14:43.90 | SIZ | — | 21 | 37.222 | 116.512 | 0.2 | A | 55 | 4.50 | 0.20 | HSF | — | | — | | — | | 2.9 | HSF | 3.8 | PDX | — | |
| 1968 20 | 17:15: 0.00 | SIZ | — | — | 37.200 | 116.500 | — | | — | 0.00* | — | HSF* | — | | — | | — | | 3.2 | HSF | — | | — | |
| 1968 20 | 17:23:55.00 | SIZ | — | 20 | 37.215 | 116.508 | 0.2 | A | 40 | 4.20 | 0.20 | HSF | — | | — | | — | | 2.4 | HSF | — | | — | |
| 1968 20 | 17:27:58.60 | SIZ | — | 21 | 37.257 | 116.473 | 0.2 | A | 68 | 3.90 | 0.20 | HSF | — | | — | | — | | 2.8 | HSF | 3.7 | PDX | — | |
| 1968 20 | 17:33: 7.30 | SIZ | — | 22 | 37.215 | 116.508 | 0.2 | A | 40 | 4.50 | 0.20 | HSF | — | | — | | — | | 2.9 | HSF | 3.8 | PDX | — | |
| 1968 20 | 17:40: 8.50 | SIZ | — | 18 | 37.210 | 116.507 | 0.2 | A | 41 | 3.70 | 0.20 | HSF | — | | — | | — | | 1.8 | HSF | — | | — | |
| 1968 20 | 17:47:17.20 | SIZ | — | 20 | 37.217 | 116.508 | 0.2 | A | 40 | 4.40 | 0.20 | HSF | — | | — | | — | | 2.0 | HSF | — | | — | |
| 1968 20 | 17:49:37.30 | SIZ | — | 19 | 37.215 | 116.512 | 0.4 | B | 41 | 4.10 | 0.40 | HSF | — | | — | | — | | 2.0 | HSF | — | | — | |
| 1968 20 | 18:16:52.60 | SIZ | — | 21 | 37.248 | 116.493 | 0.2 | A | 46 | 3.70 | 0.30 | HSF | — | | — | | — | | 3.0 | HSF | 3.7 | PDX | — | |
| 1968 20 | 18:20:30.90 | SIZ | — | 16 | 37.205 | 116.488 | 0.1 | A | 47 | 3.20 | 0.20 | HSF | — | | — | | — | | 2.1 | HSF | — | | — | |
| 1968 20 | 18:27: 0.60 | SIZ | — | 15 | 37.230 | 116.508 | 0.2 | A | 55 | 4.50 | 0.20 | HSF | — | | — | | — | | 2.5 | HSF | — | | — | |
| 1968 20 | 18:27:28.20 | SIZ | — | 18 | 37.232 | 116.493 | 0.2 | A | 46 | 4.10 | 0.20 | HSF | — | | — | | — | | 2.1 | HSF | — | | — | |
| 1968 20 | 18:33:20.20 | SIZ | — | 20 | 37.202 | 116.478 | 0.1 | A | 49 | 2.40 | 0.20 | HSF | — | | — | | — | | 2.6 | HSF | — | | — | |
| 1968 20 | 18:35:36.30 | SIZ | — | 18 | 37.222 | 116.510 | 0.2 | A | 51 | 4.70 | 0.20 | HSF | — | | — | | — | | 2.3 | HSF | — | | — | |
| 1968 20 | 18:42:20.80 | SIZ | — | 17 | 37.242 | 116.498 | 0.2 | A | 43 | 4.00 | 0.20 | HSF | — | | — | | — | | 1.6 | HSF | — | | — | |
| 1968 20 | 18:46:28.40 | SIZ | — | 19 | 37.203 | 116.505 | 0.1 | A | 61 | 3.80 | 0.20 | HSF | — | | — | | — | | 2.9 | HSF | — | | — | |
| 1968 20 | 18:49:52.90 | SIZ | — | 18 | 37.223 | 116.510 | 0.2 | A | 63 | 4.40 | 0.20 | HSF | — | | — | | — | | 2.4 | HSF | — | | — | |
| 1968 20 | 18:53:54.40 | SIZ | — | 18 | 37.223 | 116.507 | 0.2 | A | 58 | 4.30 | 0.20 | HSF | — | | — | | — | | 2.3 | HSF | — | | — | |
| 1968 20 | 18:54:59.10 | SIZ | — | 18 | 37.223 | 116.505 | 0.3 | B | 56 | 4.40 | 0.30 | HSF | — | | — | | — | | 2.3 | HSF | — | | — | |
| 1968 20 | 19:46:46.30 | SIZ | — | 10 | 37.202 | 116.485 | 0.4 | A | 104 | 2.70 | 1.10 | HSF | — | | — | | — | | 2.0 | HSF | — | | — | |
| 1968 20 | 20: 8:19.20 | SIZ | — | 21 | 37.217 | 116.512 | 0.2 | A | 56 | 4.10 | 0.20 | HSF | — | | — | | — | | 3.4 | HSF | 4.2 | PDX | 4.3 | PDX |
| 1968 20 | 20:56:39.40 | SIZ | — | 23 | 37.197 | 116.513 | 0.2 | A | 56 | 3.70 | 0.30 | HSF | — | | — | | — | | 3.1 | HSF | — | | — | |
| 1968 20 | 21: 7:49.50 | SIZ | — | 11 | 37.243 | 116.498 | 0.4 | A | 75 | 3.00 | 0.70 | HSF | — | | — | | — | | 2.7 | HSF | — | | — | |
| 1968 20 | 21:15: 5.80 | SIZ | — | 11 | 37.190 | 116.513 | 0.3 | A | 109 | 2.60 | 0.50 | HSF | — | | — | | — | | 2.8 | HSF | — | | — | |
| 1968 20 | 21:56:27.30 | SIZ | — | 10 | 37.225 | 116.512 | 0.4 | A | 66 | 4.40 | 0.40 | HSF | — | | — | | — | | 1.7 | HSF | — | | — | |
| 1968 20 | 22: 0:40.30 | SIZ | — | 11 | 37.217 | 116.507 | 0.2 | A | 61 | 3.00 | 0.40 | HSF | — | | — | | — | | 2.1 | HSF | — | | — | |
| 1968 20 | 22: 4:13.40 | SIZ | — | 9 | 37.215 | 116.513 | 0.5 | A | 67 | 4.50 | 0.60 | HSF | — | | — | | — | | 1.4 | HSF | — | | — | |
| 1968 20 | 22:15:49.30 | SIZ | — | 11 | 37.193 | 116.512 | 0.1 | A | 84 | 3.00 | 0.30 | HSF | — | | — | | — | | 2.3 | HSF | — | | — | |
| 1968 20 | 22:26: 5.60 | SIZ | — | 12 | 37.223 | 116.512 | 0.3 | A | 64 | 4.40 | 0.40 | HSF | — | | — | | — | | 2.1 | HSF | — | | — | |
| 1968 20 | 22:27:35.50 | SIZ | — | 12 | 37.215 | 116.505 | 0.3 | A | 62 | 3.60 | 0.40 | HSF | — | | — | | — | | 2.2 | HSF | — | | — | |
| 1968 20 | 22:35:13.90 | SIZ | — | 12 | 37.223 | 116.500 | 0.3 | A | 59 | 3.80 | 0.40 | HSF | — | | — | | — | | 2.8 | HSF | — | | — | |
| 1968 20 | 22:42:52.90 | SIZ | — | 10 | 37.210 | 116.507 | 0.3 | A | 91 | 3.10 | 0.50 | HSF | — | | — | | — | | 1.9 | HSF | — | | — | |
| 1968 20 | 22:45:47.90 | SIZ | — | 9 | 37.227 | 116.508 | 0.4 | A | 67 | 4.60 | 0.50 | HSF | — | | — | | — | | 0.9 | HSF | — | | — | |
| 1968 20 | 23: 8: 7.10 | SIZ | — | 11 | 37.215 | 116.507 | 0.3 | A | 62 | 3.90 | 0.50 | HSF | — | | — | | — | | 2.0 | HSF | — | | — | |
| 1968 20 | 23:12: 3.90 | SIZ | — | 10 | 37.223 | 116.490 | 1.0 | B | 57 | 2.50 | 2.30 | HSF | — | | — | | — | | 1.7 | HSF | — | | — | |
| 1968 20 | 23:18: 2.10 | SIZ | — | 12 | 37.222 | 116.513 | 0.5 | A | 67 | 4.50 | 0.60 | HSF | — | | — | | — | | 2.6 | HSF | — | | — | |
| 1968 20 | 23:25:41.60 | SIZ | — | 10 | 37.197 | 116.513 | 0.2 | A | 84 | 2.60 | 0.30 | HSF | — | | — | | — | | 2.4 | HSF | — | | — | |
| 1968 20 | 23:34: 0.00 | SIZ | — | — | 37.200 | 116.500 | — | | — | 0.00* | — | HSF* | — | | — | | — | | 3.0 | HSF | — | | — | |
| 1968 20 | 23:59:15.80 | SIZ | — | 25 | 37.218 | 116.475 | 0.1 | A | 54 | 3.10 | 0.20 | HSF | — | | — | | — | | 3.1 | HSF | 3.9 | PDX | — | |
| 1968 21 | 0:14:25.10 | SIZ | — | 23 | 37.263 | 116.488 | 0.3 | B | 49 | 3.50 | 0.30 | HSF | — | | — | | — | | 4.3 | HSF | 4.9 | PDX | 4.7 | PDX |
| 1968 21 | 1: 0:45.00 | SIZ | — | 11 | 37.220 | 116.518 | 0.5 | A | 80 | 4.50 | 0.60 | HSF | — | | — | | — | | 2.8 | HSF | — | | — | |
| 1968 21 | 2:33:21.20 | SIZ | — | 22 | 37.263 | 116.497 | 0.2 | A | 76 | 3.80 | 0.20 | HSF | — | | — | | — | | 2.9 | HSF | — | | — | |
| 1968 21 | 3:19:24.40 | SIZ | — | 11 | 37.262 | 116.497 | 0.4 | A | 105 | 3.70 | 0.40 | HSF | — | | — | | — | | 2.4 | HSF | — | | — | |
| 1968 21 | 3:38:41.60 | SIZ | — | 22 | 37.252 | 116.498 | 0.2 | A | 49 | 4.10 | 0.20 | HSF | — | | — | | — | | 3.0 | HSF | 3.6 | PDX | — | |
| 1968 21 | 5:25:12.40 | SIZ | — | 11 | 37.238 | 116.497 | 0.3 | A | 82 | 3.30 | 0.60 | HSF | — | | — | | — | | 2.5 | HSF | — | | — | |

| DATE (UTC) | ORIGIN TIME HR MN SEC | HYPOCENTER FLAG | RMS | NO | LATITUDE | LONGITUDE | ERH | Q | GAP | DEPTH | ERZ | REF | INTENSITY I | REF | MAGNITUDE MS | REF | ML | REF | MD | REF | mb | REF | OTH | REF |
|---|---|---|---|---|---|---|---|---|---|---|---|---|---|---|---|---|---|---|---|---|---|---|---|---|
| 1968 DEC 21 | 5:56: 0.60 | SIZ | — | 11 | 37.208 | 116.512 | 0.3 | A | 100 | 4.60 | 0.30 | HSF | — | | — | | — | | 2.8 | HSF | — | | — | |
| 1968 21 | 7:20:43.60 | SIZ | — | 11 | 37.247 | 116.495 | 0.3 | A | 84 | 3.40 | 0.50 | HSF | — | | — | | — | | 2.9 | HSF | — | | — | |
| 1968 21 | 7:23:57.10 | SIZ | — | 11 | 37.215 | 116.508 | 0.3 | A | 97 | 3.10 | 0.40 | HSF | — | | — | | — | | 2.8 | HSF | — | | — | |
| 1968 21 | 7:43:42.50 | SIZ | — | 22 | 37.257 | 116.498 | 0.2 | A | 61 | 4.00 | 0.20 | HSF | — | | — | | — | | 3.1 | HSF | — | | — | |
| 1968 21 | 8:38:56.90 | SIZ | — | 11 | 37.245 | 116.490 | 0.3 | A | 77 | 2.30 | 0.50 | HSF | — | | — | | — | | 2.0 | HSF | — | | — | |
| 1968 21 | 9:15:52.60 | SIZ | — | 10 | 37.263 | 116.497 | 0.4 | A | 107 | 3.90 | 0.50 | HSF | — | | — | | — | | 2.6 | HSF | — | | — | |
| 1968 21 | 9:53:59.70 | SIZ | — | 9 | 37.270 | 116.465 | 0.3 | B | 131 | 2.60 | 0.30 | HSF | — | | — | | — | | 1.1 | HSF | — | | — | |
| 1968 21 | 11:48: 0.20 | SIZ | — | 11 | 37.218 | 116.503 | 0.3 | A | 96 | 3.50 | 0.40 | HSF | — | | — | | — | | 2.8 | HSF | — | | — | |
| 1968 21 | 11:58:42.60 | SIZ | — | 11 | 37.218 | 116.510 | 0.3 | A | 96 | 4.70 | 0.40 | HSF | — | | — | | — | | 2.5 | HSF | — | | — | |
| 1968 21 | 12: 3:45.70 | SIZ | — | 11 | 37.188 | 116.512 | 0.3 | A | 111 | 3.50 | 0.40 | HSF | — | | — | | — | | 2.5 | HSF | — | | — | |
| 1968 21 | 12:16:38.00 | SIZ | — | 22 | 37.202 | 116.492 | 0.2 | A | 52 | 3.40 | 0.20 | HSF | — | | — | | — | | 2.9 | HSF | — | | — | |
| 1968 21 | 13: 3:13.30 | SIZ | — | 21 | 37.200 | 116.510 | 0.2 | A | 55 | 4.70 | 0.20 | HSF | — | | — | | — | | 2.9 | HSF | — | | — | |
| 1968 21 | 13:36:15.90 | SIZ | — | 21 | 37.218 | 116.507 | 0.3 | B | 43 | 4.80 | 0.30 | HSF | — | | — | | — | | 2.9 | HSF | — | | — | |
| 1968 21 | 14:35:37.70 | SIZ | — | 20 | 37.230 | 116.497 | 0.2 | A | 49 | 4.50 | 0.20 | HSF | — | | — | | — | | 2.9 | HSF | — | | — | |
| 1968 21 | 15: 0:16.90 | SIZ | — | 19 | 37.203 | 116.503 | 0.2 | A | 54 | 3.80 | 0.20 | HSF | — | | — | | — | | 3.1 | HSF | — | | — | |
| 1968 21 | 15: 4:58.60 | SIZ | — | 18 | 37.265 | 116.490 | 0.3 | A | 59 | 2.50 | 0.30 | HSF | — | | — | | — | | 3.4 | HSF | 4.0 | PDX | 4.0 | GDY |
| 1968 21 | 15:17:48.10 | SIZ | — | 11 | 37.212 | 116.507 | 0.3 | A | 99 | 3.90 | 0.40 | HSF | — | | — | | — | | 2.7 | HSF | — | | — | |
| 1968 21 | 15:45:18.40 | SIZ | — | 20 | 37.223 | 116.512 | 0.2 | A | 55 | 4.70 | 0.20 | HSF | — | | — | | — | | 3.1 | HSF | 3.9 | PDX | 3.9 | GDY |
| 1968 21 | 16: 8:11.10 | SIZ | — | 9 | 37.255 | 116.497 | 0.4 | A | 109 | 2.70 | 0.80 | HSF | — | | — | | — | | 2.9 | HSF | — | | — | |
| 1968 21 | 16:53: 9.00 | SIZ | — | 11 | 37.215 | 116.512 | 0.4 | A | 98 | 4.70 | 0.40 | HSF | — | | — | | — | | 2.9 | HSF | — | | — | |
| 1968 21 | 17:18: 0.00 | SIZ | — | — | 37.200 | 116.500 | — | | — | 0.00* | — | HSF* | — | | — | | — | | 3.0 | HSF | — | | — | |
| 1968 21 | 17:32:56.40 | SIZ | — | 21 | 37.252 | 116.477 | 0.2 | A | 52 | 4.20 | 0.20 | HSF | — | | — | | — | | 3.4 | HSF | — | | — | |
| 1968 21 | 17:43:12.70 | SIZ | — | 21 | 37.197 | 116.513 | 0.2 | A | 56 | 4.60 | 0.20 | HSF | — | | — | | — | | 3.1 | HSF | 3.4 | PDX | — | |
| 1968 21 | 17:59:43.30 | SIZ | — | 21 | 37.197 | 116.513 | 0.2 | A | 56 | 4.40 | 0.20 | HSF | — | | — | | — | | 2.9 | HSF | — | | — | |
| 1968 21 | 18:28:39.40 | SIZ | — | 12 | 37.192 | 116.510 | 0.5 | B | 84 | 2.90 | 0.90 | HSF | — | | — | | — | | 2.5 | HSF | — | | — | |
| 1968 21 | 18:52:51.00 | SIZ | — | 12 | 37.213 | 116.508 | 0.3 | A | 63 | 3.40 | 0.40 | HSF | — | | — | | — | | 2.2 | HSF | — | | — | |
| 1968 21 | 19: 7:33.90 | SIZ | — | 21 | 37.242 | 116.500 | 0.2 | A | 50 | 4.10 | 0.20 | HSF | — | | — | | — | | 3.2 | HSF | 4.1 | PDX | 4.1 | GDY |
| 1968 21 | 20:59:14.30 | SIZ | — | 12 | 37.227 | 116.512 | 0.3 | A | 67 | 4.80 | 0.40 | HSF | — | | — | | — | | 2.5 | HSF | — | | — | |
| 1968 21 | 21:40:31.80 | SIZ | — | 23 | 37.188 | 116.513 | 0.2 | A | 88 | 3.30 | 0.30 | HSF | — | | — | | — | | 3.0 | HSF | — | | — | |
| 1968 21 | 22:10:14.30 | SIZ | — | 12 | 37.233 | 116.497 | 0.4 | A | 66 | 3.60 | 0.60 | HSF | — | | — | | — | | 1.6 | HSF | — | | — | |
| 1968 21 | 22:25:58.80 | SIZ | — | 12 | 37.205 | 116.482 | 1.2 | B | 61 | 6.50 | 4.50 | HSF | — | | — | | — | | 2.9 | HSF | — | | — | |
| 1968 21 | 22:35:17.10 | SIZ | — | 12 | 37.258 | 116.495 | 0.3 | A | 101 | 3.20 | 0.50 | HSF | — | | — | | — | | 2.2 | HSF | — | | — | |
| 1968 21 | 22:37:20.60 | SIZ | — | 12 | 37.190 | 116.513 | 0.2 | A | 87 | 2.30 | 0.50 | HSF | — | | — | | — | | 2.3 | HSF | — | | — | |
| 1968 21 | 23: 9:14.60 | SIZ | — | 11 | 37.245 | 116.497 | 0.4 | A | 80 | 3.30 | 0.60 | HSF | — | | — | | — | | 2.2 | HSF | — | | — | |
| 1968 22 | 0:10:32.20 | SIZ | — | 11 | 37.220 | 116.513 | 0.3 | A | 95 | 5.30 | 0.80 | HSF | — | | — | | — | | 2.8 | HSF | — | | — | |
| 1968 22 | 1:49:23.00 | SIZ | — | 9 | 37.223 | 116.467 | 0.2 | A | 97 | 1.70 | 0.30 | HSF | — | | — | | — | | 2.2 | HSF | — | | — | |
| 1968 22 | 2:57:38.00 | SIZ | — | 11 | 37.247 | 116.488 | 0.3 | A | 78 | 2.70 | 0.60 | HSF | — | | — | | — | | 2.4 | HSF | — | | — | |
| 1968 22 | 3:51:53.50 | SIZ | — | 10 | 37.230 | 116.500 | 0.3 | A | 118 | 3.40 | 0.50 | HSF | — | | — | | — | | 2.8 | HSF | 3.1 | PDX | — | |
| 1968 22 | 4: 3:45.40 | SIZ | — | 11 | 37.197 | 116.510 | 0.3 | A | 106 | 3.80 | 0.50 | HSF | — | | — | | — | | 2.8 | HSF | — | | — | |
| 1968 22 | 4:37:31.70 | SIZ | — | 11 | 37.242 | 116.507 | 0.4 | A | 81 | 4.50 | 0.40 | HSF | — | | — | | — | | 2.6 | HSF | — | | — | |
| 1968 22 | 5:19:30.10 | SIZ | — | 11 | 37.253 | 116.497 | 0.4 | A | 91 | 3.00 | 0.60 | HSF | — | | — | | — | | 2.5 | HSF | — | | — | |
| 1968 22 | 6:34:23.30 | SIZ | — | 11 | 37.222 | 116.507 | 0.4 | A | 95 | 3.60 | 0.60 | HSF | — | | — | | — | | 2.7 | HSF | — | | — | |
| 1968 22 | 6:38:40.90 | SIZ | — | 11 | 37.268 | 116.483 | 0.3 | B | 125 | 1.90 | 0.30 | HSF | — | | — | | — | | 2.9 | HSF | — | | — | |
| 1968 22 | 7:23:24.40 | SIZ | — | 11 | 37.250 | 116.498 | 0.4 | A | 86 | 3.30 | 0.60 | HSF | — | | — | | — | | 2.9 | HSF | — | | — | |
| 1968 22 | 7:31:30.90 | SIZ | — | 11 | 37.268 | 116.485 | 0.3 | B | 127 | 1.70 | 0.30 | HSF | — | | — | | — | | 2.1 | HSF | — | | — | |
| 1968 22 | 7:32:45.90 | SIZ | — | 11 | 37.267 | 116.483 | 0.3 | B | 124 | 1.90 | 0.30 | HSF | — | | — | | — | | 2.1 | HSF | — | | — | |
| 1968 22 | 7:41:54.50 | SIZ | — | 11 | 37.183 | 116.512 | 0.3 | A | 113 | 2.70 | 0.70 | HSF | — | | — | | — | | 2.8 | HSF | — | | — | |
| 1968 22 | 7:43: 6.20 | SIZ | — | 11 | 37.258 | 116.475 | 0.3 | A | 102 | 3.90 | 0.40 | HSF | — | | — | | — | | 2.9 | HSF | — | | — | |

SGB HISTORICAL HYPOCENTER SUMMARY 1868-1978

| DATE (UTC) | ORIGIN TIME HR MN SEC | HYPOCENTER FLAG | RMS | NO | LATITUDE | LONGITUDE | ERH | Q | GAP | DEPTH | ERZ | REF | INTENSITY I | REF | MAGNITUDE MS | REF | ML | REF | MD | REF | mb | REF | OTH | REF |
|---|---|---|---|---|---|---|---|---|---|---|---|---|---|---|---|---|---|---|---|---|---|---|---|---|
| 1968 DEC 22 | 8:12:20.40 | SIZ | — | 11 | 37.240 | 116.458 | 0.2 | A | 79 | 3.00 | 0.40 | HSF | — | | — | | — | | 2.7 | HSF | — | | — | |
| 1968 22 | 8:28:32.40 | SIZ | — | 11 | 37.248 | 116.497 | 0.4 | A | 84 | 2.90 | 0.60 | HSF | — | | — | | — | | 2.9 | HSF | — | | — | |
| 1968 22 | 8:53:26.20 | SIZ | — | 11 | 37.213 | 116.518 | 1.4 | C | 98 | 4.70 | 1.50 | HSF | — | | — | | — | | 2.6 | HSF | — | | — | |
| 1968 22 | 9:34: 1.60 | SIZ | — | 11 | 37.198 | 116.513 | 0.4 | A | 105 | 4.90 | 0.40 | HSF | — | | — | | — | | 2.6 | HSF | — | | — | |
| 1968 22 | 9:57:58.40 | SIZ | — | 10 | 37.267 | 116.487 | 0.3 | B | 122 | 1.80 | 0.30 | HSF | — | | — | | — | | 2.3 | HSF | — | | — | |
| 1968 22 | 9:58:59.40 | SIZ | — | 21 | 37.237 | 116.503 | 0.2 | A | 48 | 4.00 | 0.20 | HSF | — | | — | | — | | 2.4 | HSF | — | | — | |
| 1968 22 | 9:59:54.60 | SIZ | — | 17 | 37.272 | 116.488 | 0.3 | B | 130 | 2.50 | 0.30 | HSF | — | | — | | — | | 3.3 | HSF | 4.2 | PDX | 4.2 | GDY |
| 1968 22 | 10:11:23.00 | SIZ | — | 21 | 37.218 | 116.512 | 0.2 | A | 60 | 4.70 | 0.20 | HSF | — | | — | | — | | 2.7 | HSF | — | | — | |
| 1968 22 | 10:13:27.10 | SIZ | — | 21 | 37.195 | 116.513 | 0.2 | A | 86 | 4.60 | 0.20 | HSF | — | | — | | — | | 2.9 | HSF | — | | — | |
| 1968 22 | 10:21:13.90 | SIZ | — | 21 | 37.222 | 116.513 | 0.2 | A | 66 | 4.70 | 0.20 | HSF | — | | — | | — | | 2.2 | HSF | — | | — | |
| 1968 22 | 10:21:41.90 | SIZ | — | 16 | 37.200 | 116.510 | 0.2 | A | 75 | 4.60 | 0.20 | HSF | — | | — | | — | | 2.3 | HSF | — | | — | |
| 1968 22 | 10:31:20.80 | SIZ | — | 21 | 37.232 | 116.508 | 0.2 | A | 54 | 4.30 | 0.20 | HSF | — | | — | | — | | 2.6 | HSF | — | | — | |
| 1968 22 | 10:32:49.30 | SIZ | — | 21 | 37.185 | 116.512 | 0.2 | A | 88 | 3.40 | 0.30 | HSF | — | | — | | — | | 2.3 | HSF | — | | — | |
| 1968 22 | 10:34:53.70 | SIZ | — | 21 | 37.240 | 116.510 | 0.3 | A | 50 | 4.10 | 0.30 | HSF | — | | — | | — | | 2.0 | HSF | — | | — | |
| 1968 22 | 10:37:34.80 | SIZ | — | 21 | 37.195 | 116.512 | 0.2 | A | 85 | 4.90 | 0.20 | HSF | — | | — | | — | | 2.1 | HSF | — | | — | |
| 1968 22 | 10:49:10.40 | SIZ | — | 19 | 37.192 | 116.512 | 0.2 | A | 85 | 4.60 | 0.20 | HSF | — | | — | | — | | 2.1 | HSF | — | | — | |
| 1968 22 | 11: 6:41.70 | SIZ | — | 20 | 37.242 | 116.503 | 0.2 | A | 51 | 3.80 | 0.30 | HSF | — | | — | | — | | 2.9 | HSF | — | | — | |
| 1968 22 | 11: 8:15.10 | SIZ | — | 20 | 37.193 | 116.512 | 0.3 | A | 85 | 4.50 | 0.30 | HSF | — | | — | | — | | 2.3 | HSF | — | | — | |
| 1968 22 | 11:22:37.40 | | — | 19 | 37.152 | 116.600 | 0.4 | B | 118 | 0.60 | 2.20 | HSF | — | | — | | — | | 1.2 | HSF | — | | — | |
| 1968 22 | 11:22:44.60 | SIZ | — | 16 | 37.192 | 116.508 | 0.3 | A | 82 | 4.40 | 0.40 | HSF | — | | — | | — | | 2.2 | HSF | — | | — | |
| 1968 22 | 11:26:15.60 | SIZ | — | 18 | 37.222 | 116.512 | 0.3 | A | 65 | 4.80 | 0.20 | HSF | — | | — | | — | | 2.7 | HSF | — | | — | |
| 1968 22 | 11:34:54.80 | SIZ | — | 21 | 37.222 | 116.512 | 0.2 | A | 66 | 4.50 | 0.20 | HSF | — | | — | | — | | 2.2 | HSF | — | | — | |
| 1968 22 | 11:40:25.00 | SIZ | — | 20 | 37.227 | 116.513 | 0.2 | A | 60 | 4.60 | 0.20 | HSF | — | | — | | — | | 2.0 | HSF | — | | — | |
| 1968 22 | 11:48:20.30 | SIZ | — | 21 | 37.233 | 116.468 | 0.1 | A | 40 | 1.70 | 0.20 | HSF | — | | — | | — | | 2.2 | HSF | — | | — | |
| 1968 22 | 11:55:58.80 | SIZ | — | 21 | 37.257 | 116.493 | 0.2 | A | 61 | 3.40 | 0.30 | HSF | — | | — | | — | | 2.0 | HSF | — | | — | |
| 1968 22 | 12: 1:27.80 | SIZ | — | 19 | 37.257 | 116.497 | 0.3 | A | 62 | 3.80 | 0.30 | HSF | — | | — | | — | | 2.0 | HSF | — | | — | |
| 1968 22 | 12:10:11.10 | SIZ | — | 21 | 37.233 | 116.467 | 0.2 | A | 40 | 1.70 | 0.20 | HSF | — | | — | | — | | 2.1 | HSF | — | | — | |
| 1968 22 | 12:15: 0.00 | SIZ | — | 21 | 37.202 | 116.510 | 0.2 | A | 70 | 3.80 | 0.30 | HSF | — | | — | | — | | 2.0 | HSF | — | | — | |
| 1968 22 | 12:15:36.40 | SIZ | — | 21 | 37.242 | 116.510 | 0.3 | B | 54 | 4.20 | 0.30 | HSF | — | | — | | — | | 2.3 | HSF | — | | — | |
| 1968 22 | 12:18:17.70 | SIZ | — | 21 | 37.220 | 116.513 | 0.2 | A | 66 | 4.10 | 0.20 | HSF | — | | — | | — | | 1.9 | HSF | — | | — | |
| 1968 22 | 12:19: 5.10 | SIZ | — | 21 | 37.227 | 116.510 | 0.2 | A | 59 | 4.00 | 0.20 | HSF | — | | — | | — | | 2.5 | HSF | — | | — | |
| 1968 22 | 12:22:48.70 | SIZ | — | 19 | 37.177 | 116.475 | 0.3 | A | 69 | 3.50 | 0.50 | HSF | — | | — | | — | | 2.3 | HSF | — | | — | |
| 1968 22 | 12:30:42.10 | SIZ | — | 19 | 37.250 | 116.512 | 0.4 | B | 63 | 4.80 | 0.30 | HSF | — | | — | | — | | 2.5 | HSF | — | | — | |
| 1968 22 | 12:31:38.30 | SIZ | — | 21 | 37.232 | 116.498 | 0.2 | A | 50 | 3.50 | 0.20 | HSF | — | | — | | — | | 2.6 | HSF | — | | — | |
| 1968 22 | 13: 7:26.30 | SIZ | — | 19 | 37.225 | 116.503 | 0.3 | A | 55 | 4.20 | 0.30 | HSF | — | | — | | — | | 1.7 | HSF | — | | — | |
| 1968 22 | 13:13:36.40 | SIZ | — | 21 | 37.227 | 116.510 | 0.2 | A | 60 | 4.20 | 0.20 | HSF | — | | — | | — | | 2.9 | HSF | — | | — | |
| 1968 22 | 13:16:33.20 | SIZ | — | 21 | 37.227 | 116.510 | 0.2 | A | 60 | 4.20 | 0.20 | HSF | — | | — | | — | | 2.7 | HSF | — | | — | |
| 1968 22 | 13:34:33.20 | SIZ | — | 21 | 37.230 | 116.510 | 0.2 | A | 57 | 4.30 | 0.20 | HSF | — | | — | | — | | 2.9 | HSF | — | | — | |
| 1968 22 | 13:46: 9.40 | SIZ | — | 21 | 37.227 | 116.505 | 0.2 | B | 58 | 4.60 | 0.20 | HSF | — | | — | | — | | 2.7 | HSF | — | | — | |
| 1968 22 | 14: 3:17.50 | SIZ | — | 18 | 37.202 | 116.513 | 0.2 | A | 79 | 4.60 | 0.30 | HSF | — | | — | | — | | 2.0 | HSF | — | | — | |
| 1968 22 | 14:25: 8.80 | SIZ | — | 20 | 37.273 | 116.482 | 0.3 | B | 131 | 1.90 | 0.20 | HSF | — | | — | | — | | 2.3 | HSF | — | | — | |
| 1968 22 | 14:42:25.00 | SIZ | — | 21 | 37.245 | 116.515 | 0.3 | B | 57 | 4.20 | 0.30 | HSF | — | | — | | — | | 2.2 | HSF | — | | — | |
| 1968 22 | 14:46:58.50 | SIZ | — | 19 | 37.227 | 116.510 | 0.2 | A | 63 | 4.40 | 0.20 | HSF | — | | — | | — | | 2.3 | HSF | — | | — | |
| 1968 22 | 14:49:11.10 | SIZ | — | 20 | 37.247 | 116.507 | 0.3 | B | 58 | 4.10 | 0.30 | HSF | — | | — | | — | | 2.3 | HSF | — | | — | |
| 1968 22 | 14:51:26.50 | SIZ | — | 21 | 37.205 | 116.485 | 0.2 | A | 45 | 3.20 | 0.40 | HSF | — | | — | | — | | 2.2 | HSF | — | | — | |
| 1968 22 | 15: 3:27.60 | SIZ | — | 21 | 37.187 | 116.502 | 0.2 | A | 80 | 2.60 | 0.50 | HSF | — | | — | | — | | 2.9 | HSF | — | | — | |
| 1968 22 | 15: 6:49.80 | SIZ | — | 20 | 37.225 | 116.512 | 0.3 | A | 63 | 4.30 | 0.30 | HSF | — | | — | | — | | 2.1 | HSF | — | | — | |
| 1968 22 | 15:11:48.10 | SIZ | — | 21 | 37.210 | 116.510 | 0.2 | A | 42 | 4.40 | 0.20 | HSF | — | | — | | — | | 1.9 | HSF | — | | — | |

| DATE (UTC) | ORIGIN TIME HR MN SEC | HYPOCENTER FLAG | RMS | NO | LATITUDE | LONGITUDE | ERH | Q | GAP | DEPTH | ERZ | REF | INTENSITY I | REF | MAGNITUDE MS | REF | ML | REF | MD | REF | mb | REF | OTH | REF |
|---|---|---|---|---|---|---|---|---|---|---|---|---|---|---|---|---|---|---|---|---|---|---|---|---|
| 1968 DEC 22 | 15:15:27.30 | SIZ | — | 21 | 37.235 | 116.508 | 0.2 | A | 50 | 4.20 | 0.20 | HSF | — | | — | | — | | 2.0 | HSF | — | | — | |
| 1968 22 | 15:24:32.80 | SIZ | — | 21 | 37.242 | 116.510 | 0.3 | B | 53 | 4.10 | 0.30 | HSF | — | | — | | — | | 1.2 | HSF | — | | — | |
| 1968 22 | 15:24:47.10 | SIZ | — | 19 | 37.242 | 116.508 | 0.3 | B | 52 | 4.10 | 0.30 | HSF | — | | — | | — | | 2.7 | HSF | — | | — | |
| 1968 22 | 15:29:16.70 | SIZ | — | 21 | 37.242 | 116.508 | 0.2 | A | 52 | 4.20 | 0.20 | HSF | — | | — | | — | | 2.2 | HSF | — | | — | |
| 1968 22 | 15:30: 5.40 | SIZ | — | 21 | 37.242 | 116.508 | 0.3 | B | 52 | 4.00 | 0.30 | HSF | — | | — | | — | | 2.0 | HSF | — | | — | |
| 1968 22 | 15:35:34.40 | SIZ | — | 21 | 37.265 | 116.500 | 0.3 | A | 91 | 4.00 | 0.30 | HSF | — | | — | | — | | 1.7 | HSF | — | | — | |
| 1968 22 | 15:38:36.60 | SIZ | — | 16 | 37.243 | 116.505 | 0.3 | A | 66 | 4.20 | 0.30 | HSF | — | | — | | — | | 0.8 | HSF | — | | — | |
| 1968 22 | 15:38:47.60 | SIZ | — | 21 | 37.245 | 116.512 | 0.3 | A | 57 | 4.20 | 0.30 | HSF | — | | — | | — | | 2.1 | HSF | — | | — | |
| 1968 22 | 15:40:27.30 | SIZ | — | 21 | 37.243 | 116.510 | 0.3 | A | 54 | 4.10 | 0.30 | HSF | — | | — | | — | | 1.7 | HSF | — | | — | |
| 1968 22 | 15:47:21.00 | SIZ | — | 20 | 37.233 | 116.508 | 0.3 | A | 53 | 3.60 | 0.30 | HSF | — | | — | | — | | 1.7 | HSF | — | | — | |
| 1968 22 | 15:55:55.50 | SIZ | — | 20 | 37.197 | 116.475 | 0.1 | A | 51 | 1.90 | 0.20 | HSF | — | | — | | — | | 2.9 | HSF | — | | — | |
| 1968 22 | 16: 7:25.40 | SIZ | — | 21 | 37.192 | 116.513 | 0.2 | A | 86 | 4.40 | 0.30 | HSF | — | | — | | — | | 2.0 | HSF | — | | — | |
| 1968 22 | 16:16: 3.80 | SIZ | — | 19 | 37.280 | 116.467 | 0.3 | B | 136 | 3.00 | 0.30 | HSF | — | | — | | — | | 2.0 | HSF | — | | — | |
| 1968 22 | 16:17:22.40 | SIZ | — | 21 | 37.270 | 116.487 | 0.2 | A | 107 | 2.70 | 0.20 | HSF | — | | — | | — | | 2.9 | HSF | — | | — | |
| 1968 22 | 16:25:41.40 | SIZ | — | 19 | 37.277 | 116.485 | 0.3 | B | 133 | 2.00 | 0.30 | HSF | — | | — | | — | | 1.9 | HSF | — | | — | |
| 1968 22 | 16:38:28.30 | SIZ | — | 21 | 37.223 | 116.512 | 0.2 | A | 64 | 4.20 | 0.20 | HSF | — | | — | | — | | 1.9 | HSF | — | | — | |
| 1968 22 | 16:38: 4.00 | SIZ | — | 19 | 37.237 | 116.507 | 0.2 | A | 49 | 4.20 | 0.30 | HSF | — | | — | | — | | 1.8 | HSF | — | | — | |
| 1968 22 | 16:56:20.30 | SIZ | — | 20 | 37.250 | 116.485 | 0.4 | B | 54 | 3.90 | 0.40 | HSF | — | | — | | — | | 2.1 | HSF | — | | — | |
| 1968 22 | 16:59:51.10 | SIZ | — | 21 | 37.197 | 116.475 | 0.2 | A | 53 | 1.90 | 0.20 | HSF | — | | — | | — | | 2.5 | HSF | — | | — | |
| 1968 22 | 18:10:52.30 | SIZ | — | 22 | 37.237 | 116.510 | 0.2 | A | 49 | 4.30 | 0.20 | HSF | — | | — | | — | | 3.3 | HSF | 4.2 | PDX | 4.3 | PDX |
| 1968 22 | 18:15:28.70 | SIZ | — | 11 | 37.190 | 116.475 | 0.1 | A | 63 | 1.70 | 0.40 | HSF | — | | — | | — | | 2.0 | HSF | — | | — | |
| 1968 22 | 19:25:21.70 | SIZ | — | 11 | 37.223 | 116.513 | 0.4 | A | 86 | 5.00 | 1.00 | HSF | — | | — | | — | | 2.4 | HSF | — | | — | |
| 1968 22 | 19:58:59.60 | SIZ | — | 11 | 37.232 | 116.482 | 1.3 | B | 88 | 9.60 | 3.40 | HSF | — | | — | | — | | 2.7 | HSF | — | | — | |
| 1968 22 | 20:53:14.00 | SIZ | — | 11 | 37.213 | 116.502 | 0.3 | A | 98 | 2.60 | 0.60 | HSF | — | | — | | — | | 2.8 | HSF | — | | — | |
| 1968 22 | 21:10:42.50 | SIZ | — | 11 | 37.235 | 116.498 | 0.4 | A | 86 | 3.30 | 0.60 | HSF | — | | — | | — | | 2.5 | HSF | — | | — | |
| 1968 22 | 22: 2: 9.40 | SIZ | — | 12 | 37.193 | 116.508 | 0.3 | A | 83 | 4.10 | 0.50 | HSF | — | | — | | — | | 2.9 | HSF | — | | — | |
| 1968 22 | 22: 7:22.80 | SIZ | — | 11 | 37.228 | 116.515 | 0.4 | A | 76 | 4.70 | 0.50 | HSF | — | | — | | — | | 2.9 | HSF | 4.0 | PDX | — | |
| 1968 22 | 22:45: 9.70 | SIZ | — | 22 | 37.227 | 116.510 | 0.2 | A | 60 | 4.70 | 0.20 | HSF | — | | — | | — | | 3.1 | HSF | — | | — | |
| 1968 22 | 22:46: 0.00 | SIZ | — | — | 37.200 | 116.500 | — | | — | 0.00* | — | HSF* | — | | — | | — | | 3.0 | HSF | — | | — | |
| 1968 22 | 22:47: 0.00 | SIZ | — | — | 37.200 | 116.500 | — | | — | 0.00* | — | HSF* | — | | — | | — | | 3.0 | HSF | — | | — | |
| 1968 22 | 22:48: 0.00 | SIZ | — | — | 37.200 | 116.500 | — | | — | 0.00* | — | HSF* | — | | — | | — | | 3.0 | HSF | — | | — | |
| 1968 22 | 22:50:43.50 | SIZ | — | 21 | 37.218 | 116.510 | 0.2 | A | 59 | 4.60 | 0.20 | HSF | — | | — | | — | | 3.1 | HSF | — | | — | |
| 1968 22 | 23:12:10.40 | SIZ | — | 11 | 37.227 | 116.507 | 0.4 | A | 92 | 3.60 | 0.50 | HSF | — | | — | | — | | 2.7 | HSF | — | | — | |
| 1968 22 | 23:28:27.50 | SIZ | — | 11 | 37.200 | 116.508 | 0.4 | A | 104 | 3.70 | 0.50 | HSF | — | | — | | — | | 3.0 | HSF | — | | — | |
| 1968 23 | 0:50: 5.10 | SIZ | — | 11 | 37.218 | 116.503 | 0.9 | B | 96 | 3.70 | 1.20 | HSF | — | | — | | — | | 2.5 | HSF | — | | — | |
| 1968 23 | 1:43:44.10 | SIZ | — | 6 | 37.232 | 116.340 | 1.2 | C | 167 | 3.70 | 1.00 | HSF | — | | — | | — | | 1.5 | HSF | — | | — | |
| 1968 23 | 2:53:45.00 | SIZ | — | 25 | 37.230 | 116.510 | 0.2 | A | 57 | 4.20 | 0.20 | HSF | — | | — | | — | | 3.1 | HSF | — | | — | |
| 1968 23 | 3:26:29.90 | SIZ | — | 11 | 37.252 | 116.492 | 0.4 | A | 92 | 2.60 | 0.70 | HSF | — | | — | | — | | 2.7 | HSF | — | | — | |
| 1968 23 | 3:38:54.30 | SIZ | — | 11 | 37.233 | 116.505 | 0.4 | A | 82 | 3.40 | 0.60 | HSF | — | | — | | — | | 2.6 | HSF | — | | — | |
| 1968 23 | 4:13:36.70 | SIZ | — | 12 | 37.243 | 116.495 | 0.3 | A | 74 | 3.10 | 0.60 | HSF | — | | — | | — | | 2.6 | HSF | — | | — | |
| 1968 23 | 4:41:21.90 | SIZ | — | 11 | 37.193 | 116.510 | 0.4 | B | 153 | 2.50 | 0.50 | HSF | — | | — | | — | | 2.5 | HSF | — | | — | |
| 1968 23 | 5:44: 1.80 | SIZ | — | 26 | 37.205 | 116.490 | 0.2 | A | 49 | 3.10 | 0.30 | HSF | — | | — | | — | | 3.2 | HSF | 3.9 | PDX | 3.9 | GDY |
| 1968 23 | 5:56: 2.90 | SIZ | — | 26 | 37.227 | 116.508 | 0.2 | A | 59 | 4.20 | 0.20 | HSF | — | | — | | — | | 3.1 | HSF | 3.8 | PDX | 3.8 | GDY |
| 1968 23 | 7: 7:21.50 | SIZ | — | 10 | 37.202 | 116.492 | 0.2 | A | 64 | 2.20 | 0.70 | HSF | — | | — | | — | | 1.2 | HSF | — | | — | |
| 1968 23 | 7:23:41.20 | SIZ | — | 11 | 37.200 | 116.512 | 0.3 | A | 105 | 5.50 | 0.80 | HSF | — | | — | | — | | 2.5 | HSF | — | | — | |
| 1968 23 | 7:32:33.80 | SIZ | — | 11 | 37.232 | 116.505 | 0.4 | A | 84 | 3.50 | 0.50 | HSF | — | | — | | — | | 2.4 | HSF | — | | — | |
| 1968 23 | 7:42: 5.70 | SIZ | — | 11 | 37.270 | 116.458 | 0.3 | B | 132 | 2.20 | 0.30 | HSF | — | | — | | — | | 2.0 | HSF | — | | — | |
| 1968 23 | 9:25:29.30 | SIZ | — | 26 | 37.253 | 116.498 | 0.2 | A | 61 | 4.20 | 0.20 | HSF | — | | — | | — | | 3.1 | HSF | 3.9 | PDX | 3.9 | GDY |

SGB HISTORICAL HYPOCENTER SUMMARY 1868-1978

| DATE (UTC) | ORIGIN TIME HR MN SEC | HYPOCENTER FLAG | RMS | NO | LATITUDE | LONGITUDE | ERH | Q | GAP | DEPTH | ERZ | REF | INTENSITY I | REF | MAGNITUDE MS | REF | ML | REF | MD | REF | mb | REF | OTH | REF |
|---|---|---|---|---|---|---|---|---|---|---|---|---|---|---|---|---|---|---|---|---|---|---|---|---|
| 1968 DEC 23 | 9:28:35.60 | SIZ | — | 11 | 37.245 | 116.480 | 0.4 | A | 82 | 3.30 | 0.60 | HSF | — | | — | | — | | 3.0 | HSF | — | | — | |
| 1968 23 | 9:38:40.90 | SIZ | — | 11 | 37.245 | 116.480 | 0.4 | A | 81 | 3.40 | 0.60 | HSF | — | | — | | — | | 2.4 | HSF | — | | — | |
| 1968 23 | 10:54:16.70 | SIZ | — | 11 | 37.222 | 116.507 | 0.3 | A | 95 | 2.90 | 0.40 | HSF | — | | — | | — | | 2.3 | HSF | — | | — | |
| 1968 23 | 11:22:13.40 | SIZ | — | 11 | 37.240 | 116.512 | 0.4 | A | 84 | 4.50 | 0.40 | HSF | — | | — | | — | | 2.5 | HSF | — | | — | |
| 1968 23 | 11:43: 5.00 | SIZ | — | 11 | 37.238 | 116.512 | 0.4 | A | 80 | 4.30 | 0.50 | HSF | — | | — | | — | | 1.7 | HSF | — | | — | |
| 1968 23 | 13: 9:47.60 | SIZ | — | 11 | 37.232 | 116.515 | 1.1 | B | 74 | 3.70 | 1.40 | HSF | — | | — | | — | | 2.4 | HSF | — | | — | |
| 1968 23 | 13:46:38.40 | SIZ | — | 11 | 37.287 | 116.452 | 0.4 | B | 166 | 4.10 | 0.30 | HSF | — | | — | | — | | 2.0 | HSF | — | | — | |
| 1968 23 | 14:35:51.40 | SIZ | — | 11 | 37.225 | 116.497 | 0.3 | A | 93 | 1.70 | 0.40 | HSF | — | | — | | — | | 2.1 | HSF | — | | — | |
| 1968 23 | 15:36: 0.50 | SIZ | — | 11 | 37.203 | 116.512 | 0.4 | A | 103 | 4.60 | 0.40 | HSF | — | | — | | — | | 2.3 | HSF | — | | — | |
| 1968 23 | 16:33:23.60 | SIZ | — | 11 | 37.208 | 116.505 | 0.3 | A | 100 | 3.20 | 0.50 | HSF | — | | — | | — | | 2.3 | HSF | — | | — | |
| 1968 23 | 17:54:47.60 | SIZ | — | 11 | 37.185 | 116.512 | 0.4 | A | 111 | 2.80 | 0.70 | HSF | — | | — | | — | | 2.5 | HSF | — | | — | |
| 1968 23 | 20:26:17.20 | SIZ | — | 12 | 37.255 | 116.473 | 0.4 | A | 67 | 3.40 | 0.50 | HSF | — | | — | | — | | 2.6 | HSF | — | | — | |
| 1968 23 | 22:21:21.40 | SIZ | — | 10 | 37.278 | 116.465 | 0.4 | B | 152 | 2.40 | 0.40 | HSF | — | | — | | — | | 2.0 | HSF | — | | — | |
| 1968 23 | 23:24:36.80 | SIZ | — | 9 | 37.228 | 116.510 | 0.5 | A | 85 | 3.60 | 0.70 | HSF | — | | — | | — | | 2.0 | HSF | — | | — | |
| 1968 23 | 23:28:16.20 | SIZ | — | 11 | 37.252 | 116.498 | 0.3 | A | 88 | 3.00 | 0.50 | HSF | — | | — | | — | | 2.5 | HSF | — | | — | |
| 1968 24 | 1: 6:30.60 | SIZ | — | 11 | 37.250 | 116.507 | 0.5 | A | 86 | 4.50 | 0.50 | HSF | — | | — | | — | | 2.4 | HSF | — | | — | |
| 1968 24 | 1:47:31.40 | SIZ | — | 11 | 37.203 | 116.488 | 0.2 | A | 63 | 1.70 | 0.50 | HSF | — | | — | | — | | 1.4 | HSF | — | | — | |
| 1968 24 | 2:11: 1.90 | SIZ | — | 11 | 37.253 | 116.495 | 0.4 | A | 91 | 3.20 | 0.60 | HSF | — | | — | | — | | 2.8 | HSF | — | | — | |
| 1968 24 | 2:13:15.20 | SIZ | — | 9 | 37.158 | 116.373 | 0.2 | A | 88 | 0.90 | 0.30 | HSF | — | | — | | — | | 1.1 | HSF | — | | — | |
| 1968 24 | 3:13: 8.10 | SIZ | — | 11 | 37.200 | 116.498 | 0.3 | A | 105 | 2.00 | 0.50 | HSF | — | | — | | — | | 2.2 | HSF | — | | — | |
| 1968 24 | 4:30:35.10 | SIZ | — | 10 | 37.157 | 116.368 | 0.3 | A | 87 | 0.60 | 0.40 | HSF | — | | — | | — | | 2.4 | HSF | — | | — | |
| 1968 24 | 4:44:25.70 | SIZ | — | 11 | 37.227 | 116.515 | 0.4 | A | 68 | 5.00 | 0.90 | HSF | — | | — | | — | | 2.0 | HSF | — | | — | |
| 1968 24 | 5:53:33.00 | SIZ | — | 11 | 37.243 | 116.510 | 0.4 | A | 85 | 4.50 | 0.40 | HSF | — | | — | | — | | 2.4 | HSF | — | | — | |
| 1968 24 | 6:15:46.70 | SIZ | — | 11 | 37.243 | 116.510 | 0.4 | A | 85 | 4.40 | 0.40 | HSF | — | | — | | — | | 2.5 | HSF | — | | — | |
| 1968 24 | 6:31:59.90 | SIZ | — | 11 | 37.243 | 116.507 | 0.5 | A | 82 | 4.20 | 0.50 | HSF | — | | — | | — | | 2.5 | HSF | — | | — | |
| 1968 24 | 6:44: 3.30 | SIZ | — | 11 | 37.217 | 116.513 | 0.4 | A | 97 | 5.40 | 0.90 | HSF | — | | — | | — | | 2.3 | HSF | — | | — | |
| 1968 24 | 7:35:54.90 | SIZ | — | 11 | 37.220 | 116.512 | 0.4 | A | 95 | 5.10 | 0.90 | HSF | — | | — | | — | | 2.5 | HSF | — | | — | |
| 1968 24 | 7:46: 7.60 | SIZ | — | 11 | 37.248 | 116.473 | 0.3 | A | 79 | 3.00 | 0.50 | HSF | — | | — | | — | | 2.3 | HSF | — | | — | |
| 1968 24 | 8:29:14.50 | SIZ | — | 11 | 37.238 | 116.512 | 0.4 | A | 81 | 4.40 | 0.40 | HSF | — | | — | | — | | 2.5 | HSF | — | | — | |
| 1968 24 | 9:22:39.10 | SIZ | — | 11 | 37.250 | 116.513 | 0.4 | A | 94 | 4.70 | 0.40 | HSF | — | | — | | — | | 2.4 | HSF | — | | — | |
| 1968 24 | 9:58:41.00 | SIZ | — | 11 | 37.188 | 116.510 | 0.3 | A | 110 | 3.80 | 0.40 | HSF | — | | — | | — | | 2.6 | HSF | — | | — | |
| 1968 24 | 10:10:30.10 | SIZ | — | 27 | 37.190 | 116.510 | 0.2 | A | 56 | 4.70 | 0.20 | HSF | — | | — | | — | | 3.0 | HSF | — | | — | |
| 1968 24 | 10:35:13.80 | SIZ | — | 12 | 37.190 | 116.498 | 0.2 | A | 77 | 2.10 | 0.70 | HSF | — | | — | | — | | 1.8 | HSF | — | | — | |
| 1968 24 | 11:23:32.60 | SIZ | — | 11 | 37.235 | 116.513 | 0.5 | A | 78 | 4.40 | 0.50 | HSF | — | | — | | — | | 2.0 | HSF | — | | — | |
| 1968 24 | 11:51: 4.40 | SIZ | — | 11 | 37.228 | 116.503 | 0.4 | A | 91 | 3.50 | 0.50 | HSF | — | | — | | — | | 2.6 | HSF | — | | — | |
| 1968 24 | 12:15:54.60 | SIZ | — | 11 | 37.188 | 116.502 | 0.3 | A | 110 | 2.90 | 0.50 | HSF | — | | — | | — | | 2.8 | HSF | — | | — | |
| 1968 24 | 13:18:45.60 | SIZ | — | 11 | 37.277 | 116.463 | 0.3 | B | 149 | 2.80 | 0.50 | HSF | — | | — | | — | | 2.4 | HSF | — | | — | |
| 1968 24 | 13:41: 6.20 | SIZ | — | 11 | 37.180 | 116.513 | 0.3 | A | 114 | 2.90 | 0.50 | HSF | — | | — | | — | | 2.5 | HSF | — | | — | |
| 1968 24 | 14:39:45.30 | SIZ | — | 12 | 37.250 | 116.505 | 0.4 | A | 85 | 4.40 | 0.40 | HSF | — | | — | | — | | 1.8 | HSF | — | | — | |
| 1968 24 | 15: 0:58.90 | SIZ | — | 12 | 37.212 | 116.498 | 0.2 | A | 61 | 2.50 | 0.50 | HSF | — | | — | | — | | 2.0 | HSF | — | | — | |
| 1968 24 | 15:20: 0.40 | SIZ | — | 11 | 37.278 | 116.460 | 0.4 | B | 151 | 2.70 | 0.60 | HSF | — | | — | | — | | 1.8 | HSF | — | | — | |
| 1968 24 | 15:25: 0.20 | SIZ | — | 12 | 37.270 | 116.463 | 0.3 | B | 134 | 2.70 | 0.40 | HSF | — | | — | | — | | 2.4 | HSF | — | | — | |
| 1968 24 | 15:27:59.40 | SIZ | — | 10 | 37.238 | 116.507 | 0.4 | A | 78 | 4.40 | 0.50 | HSF | — | | — | | — | | 1.5 | HSF | — | | — | |
| 1968 24 | 15:34:28.90 | SIZ | — | 12 | 37.215 | 116.512 | 0.3 | A | 61 | 5.50 | 0.80 | HSF | — | | — | | — | | 1.7 | HSF | — | | — | |
| 1968 24 | 15:36:23.70 | SIZ | — | 11 | 37.223 | 116.510 | 0.4 | A | 62 | 4.00 | 0.60 | HSF | — | | — | | — | | 1.0 | HSF | — | | — | |
| 1968 24 | 20:47:59.70 | SIZ | — | — | 37.200 | 116.500 | — | | — | 0.00* | — | HSF* | — | | — | | — | | 3.0 | HSF | — | | — | |
| 1968 24 | 22:33: 6.20 | SIZ | — | 12 | 37.202 | 116.485 | 0.2 | A | 62 | 2.70 | 0.40 | HSF | — | | — | | — | | 2.9 | HSF | — | | — | |
| 1968 24 | 22:41: 6.10 | SIZ | — | 12 | 37.220 | 116.495 | 0.3 | A | 59 | 3.50 | 0.50 | HSF | — | | — | | — | | 2.3 | HSF | — | | — | |

| DATE (UTC) | ORIGIN TIME HR MN SEC | HYPOCENTER FLAG | RMS | NO | LATITUDE | LONGITUDE | ERH | Q | GAP | DEPTH | ERZ | REF | INTENSITY I | REF | MAGNITUDE MS | REF | ML | REF | MD | REF | mb | REF | OTH | REF |
|---|---|---|---|---|---|---|---|---|---|---|---|---|---|---|---|---|---|---|---|---|---|---|---|---|
| 1968 DEC 24 | 23: 4: 8.50 | SIZ | — | 12 | 37.212 | 116.513 | 0.3 | A | 63 | 5.60 | 0.80 | HSF | — | | — | | — | | 1.6 | HSF | — | | — | |
| 1968 25 | 0:15: 1.80 | SIZ | — | 11 | 37.255 | 116.468 | 0.4 | A | 75 | 2.30 | 0.50 | HSF | — | | — | | — | | 1.8 | HSF | — | | — | |
| 1968 25 | 2:10:36.10 | SIZ | — | 11 | 37.193 | 116.512 | 0.3 | A | 107 | 3.60 | 0.40 | HSF | — | | — | | — | | 2.5 | HSF | — | | — | |
| 1968 25 | 2:49:29.60 | SIZ | — | 11 | 37.192 | 116.510 | 0.3 | A | 108 | 3.60 | 0.40 | HSF | — | | — | | — | | 2.9 | HSF | — | | — | |
| 1968 25 | 3:11:26.50 | SIZ | — | 11 | 37.240 | 116.512 | 0.4 | A | 84 | 4.40 | 0.40 | HSF | — | | — | | — | | 2.6 | HSF | — | | — | |
| 1968 25 | 3:44: 4.10 | SIZ | — | 11 | 37.193 | 116.510 | 0.3 | A | 108 | 3.10 | 0.40 | HSF | — | | — | | — | | 2.6 | HSF | — | | — | |
| 1968 25 | 4:45:58.80 | SIZ | — | 10 | 37.177 | 116.498 | 0.3 | A | 82 | 1.60 | 0.60 | HSF | — | | — | | — | | 2.2 | HSF | — | | — | |
| 1968 25 | 5:40:52.20 | SIZ | — | 11 | 37.260 | 116.493 | 0.4 | A | 106 | 3.10 | 0.60 | HSF | — | | — | | — | | 2.3 | HSF | — | | — | |
| 1968 25 | 6:10:45.60 | SIZ | — | 7 | 37.185 | 116.478 | 0.2 | B | 130 | 1.10 | 0.90 | HSF | — | | — | | — | | 2.0 | HSF | — | | — | |
| 1968 25 | 6:56:21.20 | SIZ | — | 11 | 37.250 | 116.498 | 0.4 | A | 87 | 3.90 | 0.40 | HSF | — | | — | | — | | 2.7 | HSF | — | | — | |
| 1968 25 | 7:23: 2.10 | SIZ | — | 11 | 37.220 | 116.520 | 0.7 | B | 76 | 6.60 | 1.60 | HSF | — | | — | | — | | 2.5 | HSF | — | | — | |
| 1968 25 | 7:42:41.20 | SIZ | — | 10 | 37.193 | 116.488 | 0.2 | A | 112 | 2.00 | 0.30 | HSF | — | | — | | — | | 2.4 | HSF | — | | — | |
| 1968 25 | 9: 3:49.90 | SIZ | — | 11 | 37.213 | 116.512 | 0.3 | A | 98 | 4.60 | 0.30 | HSF | — | | — | | — | | 2.0 | HSF | — | | — | |
| 1968 25 | 9:39: 8.80 | SIZ | — | 11 | 37.240 | 116.500 | 0.4 | A | 78 | 3.60 | 0.50 | HSF | — | | — | | — | | 2.7 | HSF | — | | — | |
| 1968 25 | 10:15: 5.20 | SIZ | — | 11 | 37.210 | 116.515 | 0.4 | A | 100 | 5.50 | 0.90 | HSF | — | | — | | — | | 2.2 | HSF | — | | — | |
| 1968 25 | 11:36:34.10 | SIZ | — | 11 | 37.292 | 116.452 | 0.2 | B | 174 | 4.40 | 0.20 | HSF | — | | — | | — | | 2.2 | HSF | — | | — | |
| 1968 25 | 11:47:19.70 | SIZ | — | 11 | 37.223 | 116.502 | 0.3 | A | 94 | 2.70 | 0.60 | HSF | — | | — | | — | | 2.0 | HSF | — | | — | |
| 1968 25 | 12:38:12.40 | SIZ | — | 11 | 37.243 | 116.488 | 0.4 | A | 82 | 3.10 | 0.70 | HSF | — | | — | | — | | 2.4 | HSF | — | | — | |
| 1968 25 | 13:35:52.90 | SIZ | — | 11 | 37.222 | 116.488 | 0.2 | A | 94 | 1.90 | 0.30 | HSF | — | | — | | — | | 2.3 | HSF | — | | — | |
| 1968 25 | 14:35: 4.80 | SIZ | — | 11 | 37.248 | 116.510 | 0.5 | A | 88 | 4.60 | 0.50 | HSF | — | | — | | — | | 2.7 | HSF | — | | — | |
| 1968 25 | 15: 6:44.90 | SIZ | — | 12 | 37.198 | 116.467 | 0.2 | B | 59 | 2.80 | 0.40 | HSF | — | | — | | — | | 2.2 | HSF | — | | — | |
| 1968 25 | 16:32:28.60 | SIZ | — | 11 | 37.213 | 116.502 | 1.1 | B | 98 | 4.10 | 1.50 | HSF | — | | — | | — | | 1.9 | HSF | — | | — | |
| 1968 25 | 17:52: 9.70 | SIZ | — | 11 | 37.213 | 116.515 | 0.5 | A | 99 | 5.50 | 1.10 | HSF | — | | — | | — | | 2.2 | HSF | — | | — | |
| 1968 25 | 18: 3:43.30 | SIZ | — | 11 | 37.245 | 116.505 | 0.4 | A | 81 | 4.30 | 0.50 | HSF | — | | — | | — | | 2.7 | HSF | — | | — | |
| 1968 25 | 19:32:17.90 | SIZ | — | 11 | 37.247 | 116.508 | 0.4 | A | 85 | 4.40 | 0.40 | HSF | — | | — | | — | | 2.5 | HSF | — | | — | |
| 1968 25 | 21: 1:13.40 | SIZ | — | 11 | 37.227 | 116.507 | 0.4 | A | 90 | 4.40 | 0.40 | HSF | — | | — | | — | | 2.2 | HSF | — | | — | |
| 1968 25 | 22: 7:39.80 | SIZ | — | 11 | 37.247 | 116.508 | 0.4 | A | 86 | 4.50 | 0.40 | HSF | — | | — | | — | | 2.5 | HSF | — | | — | |
| 1968 25 | 23: 0:55.80 | SIZ | — | 12 | 37.252 | 116.505 | 0.4 | A | 88 | 4.50 | 0.40 | HSF | — | | — | | — | | 2.1 | HSF | — | | — | |
| 1968 25 | 23: 2:13.70 | SIZ | — | 12 | 37.198 | 116.515 | 0.3 | A | 85 | 2.30 | 0.40 | HSF | — | | — | | — | | 2.1 | HSF | — | | — | |
| 1968 25 | 23:15:51.80 | SIZ | — | 12 | 37.198 | 116.517 | 0.3 | A | 86 | 2.20 | 0.40 | HSF | — | | — | | — | | 2.1 | HSF | — | | — | |
| 1968 25 | 23:17:37.90 | SIZ | — | 11 | 37.198 | 116.518 | 0.6 | B | 88 | 2.60 | 1.10 | HSF | — | | — | | — | | 1.8 | HSF | — | | — | |
| 1968 25 | 23:22:26.70 | SIZ | — | 11 | 37.225 | 116.505 | 1.0 | B | 62 | 4.40 | 1.30 | HSF | — | | — | | — | | 1.8 | HSF | — | | — | |
| 1968 25 | 23:33:16.60 | SIZ | — | 11 | 37.232 | 116.503 | 0.6 | B | 69 | 3.50 | 0.90 | HSF | — | | — | | — | | 1.8 | HSF | — | | — | |
| 1968 25 | 23:56:18.80 | SIZ | — | 11 | 37.243 | 116.503 | 0.5 | A | 78 | 3.30 | 0.80 | HSF | — | | — | | — | | 2.8 | HSF | — | | — | |
| 1968 26 | 0: 0: 9.20 | SIZ | — | 10 | 37.247 | 116.502 | 0.5 | A | 79 | 3.50 | 0.80 | HSF | — | | — | | — | | 1.9 | HSF | — | | — | |
| 1968 26 | 2:34:44.30 | SIZ | — | 12 | 37.232 | 116.505 | 0.3 | A | 70 | 3.50 | 0.50 | HSF | — | | — | | — | | 2.8 | HSF | — | | — | |
| 1968 26 | 3:15:46.30 | SIZ | — | 12 | 37.248 | 116.503 | 0.4 | A | 82 | 4.00 | 0.40 | HSF | — | | — | | — | | 3.0 | HSF | 3.9 | PDX | — | |
| 1968 26 | 3:44:37.70 | SIZ | — | 12 | 37.240 | 116.498 | 0.3 | A | 71 | 3.50 | 0.50 | HSF | — | | — | | — | | 2.6 | HSF | — | | — | |
| 1968 26 | 4: 4:43.90 | SIZ | — | 11 | 37.238 | 116.508 | 0.3 | A | 77 | 4.20 | 0.50 | HSF | — | | — | | — | | 2.1 | HSF | — | | — | |
| 1968 26 | 5: 6:42.00 | SIZ | — | 12 | 37.252 | 116.497 | 0.4 | A | 90 | 3.40 | 0.60 | HSF | — | | — | | — | | 2.1 | HSF | — | | — | |
| 1968 26 | 5:48:18.10 | SIZ | — | 12 | 37.237 | 116.518 | 0.7 | B | 85 | 4.20 | 0.80 | HSF | — | | — | | — | | 2.6 | HSF | — | | — | |
| 1968 26 | 6:55:25.90 | SIZ | — | 12 | 37.245 | 116.505 | 0.5 | A | 81 | 4.00 | 0.60 | HSF | — | | — | | — | | 2.7 | HSF | — | | — | |
| 1968 26 | 7: 4:13.60 | SIZ | — | 11 | 37.275 | 116.485 | 0.3 | B | 138 | 2.00 | 0.20 | HSF | — | | — | | — | | 2.5 | HSF | — | | — | |
| 1968 26 | 7: 6:54.30 | SIZ | — | 13 | 37.202 | 116.473 | 0.1 | A | 60 | 1.50 | 0.30 | HSF | — | | — | | — | | 2.5 | HSF | — | | — | |
| 1968 26 | 7:41:32.10 | SIZ | — | 11 | 37.250 | 116.508 | 0.6 | A | 90 | 4.60 | 0.60 | HSF | — | | — | | — | | 2.7 | HSF | — | | — | |
| 1968 26 | 8:36:30.90 | SIZ | — | 12 | 37.212 | 116.508 | 0.3 | A | 63 | 4.70 | 0.40 | HSF | — | | — | | — | | 2.5 | HSF | — | | — | |
| 1968 26 | 8:49: 6.20 | SIZ | — | 12 | 37.205 | 116.495 | 0.2 | A | 63 | 3.10 | 0.30 | HSF | — | | — | | — | | 2.4 | HSF | — | | — | |
| 1968 26 | 8:59:49.50 | SIZ | — | 11 | 37.187 | 116.390 | 0.3 | A | 84 | 7.30 | 1.00 | HSF | — | | — | | — | | 2.4 | HSF | — | | — | |

SGB HISTORICAL HYPOCENTER SUMMARY 1868-1978

| DATE (UTC) | ORIGIN TIME HR MN SEC | HYPOCENTER FLAG | RMS | NO | LATITUDE | LONGITUDE | ERH | Q | GAP | DEPTH | ERZ | REF | INTENSITY I | REF | MAGNITUDE MS | REF | ML | REF | MD | REF | mb | REF | OTH | REF |
|---|---|---|---|---|---|---|---|---|---|---|---|---|---|---|---|---|---|---|---|---|---|---|---|---|
| 1968 DEC 26 | 9:25: 0.30 | SIZ | — | 6 | 37.190 | 116.387 | 0.1 | B | 162 | 6.20 | 0.20 | HSF | — | | — | | — | | 1.1 | HSF | — | | — | |
| 1968 26 | 10:30:23.60 | SIZ | — | 12 | 37.232 | 116.507 | 0.4 | A | 71 | 3.30 | 0.50 | HSF | — | | — | | — | | 2.0 | HSF | — | | — | |
| 1968 26 | 11:14:13.60 | SIZ | — | 12 | 37.210 | 116.505 | 0.2 | A | 63 | 2.50 | 0.40 | HSF | — | | — | | — | | 2.7 | HSF | — | | — | |
| 1968 26 | 11:36:29.00 | SIZ | — | 12 | 37.255 | 116.495 | 0.4 | A | 93 | 3.10 | 0.60 | HSF | — | | — | | — | | 2.6 | HSF | — | | — | |
| 1968 26 | 12: 5:47.00 | SIZ | — | 10 | 37.202 | 116.477 | 0.1 | A | 64 | 1.90 | 0.20 | HSF | — | | — | | — | | 2.0 | HSF | — | | — | |
| 1968 26 | 13:40:17.60 | SIZ | — | 12 | 37.232 | 116.495 | 0.3 | A | 64 | 3.10 | 0.60 | HSF | — | | — | | — | | 2.1 | HSF | — | | — | |
| 1968 26 | 14: 6:34.10 | SIZ | — | 12 | 37.248 | 116.477 | 0.3 | A | 63 | 2.80 | 0.50 | HSF | — | | — | | — | | 2.2 | HSF | — | | — | |
| 1968 26 | 15:13:23.20 | SIZ | — | 12 | 37.240 | 116.510 | 0.4 | A | 82 | 4.30 | 0.50 | HSF | — | | — | | — | | 2.0 | HSF | — | | — | |
| 1968 26 | 15:15:12.20 | SIZ | — | 10 | 37.203 | 116.488 | 0.3 | A | 63 | 2.80 | 0.70 | HSF | — | | — | | — | | 1.7 | HSF | — | | — | |
| 1968 26 | 16:19:36.00 | SIZ | — | 11 | 37.197 | 116.513 | 0.5 | A | 85 | 5.00 | 0.50 | HSF | — | | — | | — | | 2.0 | HSF | — | | — | |
| 1968 26 | 16:24:11.80 | SIZ | — | 11 | 37.222 | 116.545 | 0.4 | A | 95 | 4.00 | 0.40 | HSF | — | | — | | — | | 2.3 | HSF | — | | — | |
| 1968 26 | 17: 4:45.10 | SIZ | — | 11 | 37.253 | 116.503 | 0.4 | A | 88 | 4.60 | 0.50 | HSF | — | | — | | — | | 2.5 | HSF | — | | — | |
| 1968 26 | 18:43:18.70 | SIZ | — | 10 | 37.260 | 116.467 | 0.4 | A | 104 | 2.20 | 0.40 | HSF | — | | — | | — | | 1.9 | HSF | — | | — | |
| 1968 26 | 21: 7:50.30 | SIZ | — | 27 | 37.255 | 116.503 | 0.2 | A | 48 | 4.80 | 0.20 | HSF | — | | — | | — | | 3.1 | HSF | — | | — | |
| 1968 26 | 21:11: 3.20 | SIZ | — | 10 | 37.243 | 116.500 | 0.6 | B | 152 | 3.40 | 0.80 | HSF | — | | — | | — | | 2.3 | HSF | — | | — | |
| 1968 26 | 21:42: 7.90 | SIZ | — | 10 | 37.247 | 116.500 | 0.5 | A | 82 | 3.40 | 0.80 | HSF | — | | — | | — | | 1.9 | HSF | — | | — | |
| 1968 26 | 22:14: 6.90 | SIZ | — | 9 | 37.128 | 116.293 | 0.8 | B | 152 | 3.90 | 0.80 | HSF | — | | — | | — | | 2.1 | HSF | — | | — | |
| 1968 26 | 22:29:21.80 | SIZ | — | 8 | 37.127 | 116.290 | 1.0 | B | 160 | 4.20 | 0.80 | HSF | — | | — | | — | | 1.9 | HSF | — | | — | |
| 1968 26 | 23:58:34.40 | SIZ | — | 11 | 37.243 | 116.502 | 0.4 | A | 78 | 3.40 | 0.70 | HSF | — | | — | | — | | 2.0 | HSF | — | | — | |
| 1968 26 | 23:59:20.90 | SIZ | — | 8 | 37.252 | 116.510 | 0.7 | A | 92 | 4.40 | 0.70 | HSF | — | | — | | — | | 1.8 | HSF | — | | — | |
| 1968 27 | 0:17:18.60 | SIZ | — | 11 | 37.255 | 116.503 | 0.5 | A | 91 | 4.50 | 0.40 | HSF | — | | — | | — | | 2.6 | HSF | — | | — | |
| 1968 27 | 1:10:47.10 | SIZ | — | 20 | 37.253 | 116.507 | 0.2 | A | 76 | 4.60 | 0.20 | HSF | — | | — | | — | | 3.2 | HSF | — | | — | |
| 1968 27 | 3:22:37.40 | SIZ | — | 23 | 37.268 | 116.495 | 0.2 | A | 101 | 3.60 | 0.20 | HSF | — | | — | | — | | 3.0 | HSF | 4.1 | PDX | — | |
| 1968 27 | 4: 9:32.10 | SIZ | — | 11 | 37.262 | 116.493 | 0.4 | A | 107 | 3.00 | 0.60 | HSF | — | | — | | — | | 2.5 | HSF | — | | — | |
| 1968 27 | 5:22:56.00 | SIZ | — | 11 | 37.223 | 116.507 | 0.3 | A | 94 | 3.30 | 0.50 | HSF | — | | — | | — | | 2.3 | HSF | — | | — | |
| 1968 27 | 5:34:47.10 | SIZ | — | 11 | 37.225 | 116.510 | 0.4 | A | 89 | 4.70 | 0.40 | HSF | — | | — | | — | | 2.3 | HSF | — | | — | |
| 1968 27 | 5:51:37.80 | SIZ | — | 10 | 37.255 | 116.507 | 0.5 | B | 121 | 4.50 | 0.50 | HSF | — | | — | | — | | 1.8 | HSF | — | | — | |
| 1968 27 | 7:37:59.20 | SIZ | — | 10 | 37.247 | 116.495 | 0.4 | A | 111 | 3.40 | 0.60 | HSF | — | | — | | — | | 2.1 | HSF | — | | — | |
| 1968 27 | 8:30:18.70 | SIZ | — | 9 | 37.202 | 116.508 | 0.4 | B | 123 | 0.10 | 2.30 | HSF | — | | — | | — | | 2.1 | HSF | — | | — | |
| 1968 27 | 9: 1:35.20 | SIZ | — | 9 | 37.205 | 116.513 | 0.6 | B | 127 | 1.30 | 4.90 | HSF | — | | — | | — | | 2.0 | HSF | — | | — | |
| 1968 27 | 9:11:44.80 | SIZ | — | 9 | 37.212 | 116.500 | 0.3 | B | 118 | 0.50 | 2.00 | HSF | — | | — | | — | | 2.1 | HSF | — | | — | |
| 1968 27 | 10: 0:30.90 | SIZ | — | 9 | 37.240 | 116.498 | 0.5 | A | 115 | 2.40 | 1.00 | HSF | — | | — | | — | | 2.3 | HSF | — | | — | |
| 1968 27 | 12:30:13.80 | SIZ | — | 9 | 37.178 | 116.510 | 0.3 | B | 120 | 3.10 | 0.60 | HSF | — | | — | | — | | 2.4 | HSF | — | | — | |
| 1968 27 | 14: 2:42.30 | SIZ | — | 9 | 37.237 | 116.510 | 0.6 | B | 127 | 3.20 | 1.00 | HSF | — | | — | | — | | 2.2 | HSF | — | | — | |
| 1968 27 | 14:38:48.10 | SIZ | — | 9 | 37.253 | 116.503 | 0.5 | A | 117 | 4.30 | 0.60 | HSF | — | | — | | — | | 2.2 | HSF | — | | — | |
| 1968 27 | 14:58:40.00 | SIZ | — | 9 | 37.237 | 116.510 | 0.5 | B | 126 | 2.30 | 1.20 | HSF | — | | — | | — | | 2.3 | HSF | — | | — | |
| 1968 27 | 16:20:24.80 | SIZ | — | 9 | 37.202 | 116.508 | 0.5 | C | 123 | 1.30 | 5.60 | HSF | — | | — | | — | | 2.7 | HSF | — | | — | |
| 1968 27 | 16:38:23.50 | SIZ | — | 7 | 37.238 | 116.512 | 0.6 | B | 128 | 1.90 | 0.90 | HSF | — | | — | | — | | 2.0 | HSF | — | | — | |
| 1968 27 | 19: 9:22.90 | SIZ | — | 9 | 37.220 | 116.507 | 0.4 | B | 95 | 1.50 | 0.60 | HSF | — | | — | | — | | 2.2 | HSF | — | | — | |
| 1968 27 | 20:35:38.50 | SIZ | — | 9 | 37.217 | 116.548 | 0.5 | A | 106 | 3.80 | 0.50 | HSF | — | | — | | — | | 2.4 | HSF | — | | — | |
| 1968 27 | 21: 4:55.30 | SIZ | — | 11 | 37.240 | 116.497 | 0.4 | A | 80 | 3.20 | 0.70 | HSF | — | | — | | — | | 2.6 | HSF | — | | — | |
| 1968 27 | 23:29: 2.40 | SIZ | — | 26 | 37.248 | 116.505 | 0.2 | A | 43 | 4.30 | 0.20 | HSF | — | | — | | 2.9 | PAS | 3.0 | HSF | — | | 2.9 | GDY |
| 1968 27 | 23:45:22.60 | SIZ | — | 10 | 37.267 | 116.482 | 0.3 | B | 124 | 1.80 | 0.20 | HSF | — | | — | | — | | 2.6 | HSF | — | | — | |
| 1968 28 | 0:19:21.80 | SIZ | — | 10 | 37.245 | 116.495 | 1.0 | C | 151 | 0.00 | 0.90 | HSF | — | | — | | — | | 2.1 | HSF | — | | — | |
| 1968 28 | 0:24: 9.10 | SIZ | — | 11 | 37.248 | 116.508 | 0.4 | A | 88 | 4.50 | 0.40 | HSF | — | | — | | — | | 1.6 | HSF | — | | — | |
| 1968 28 | 1:38:25.80 | SIZ | — | 11 | 37.242 | 116.510 | 0.4 | A | 83 | 4.50 | 0.40 | HSF | — | | — | | — | | 2.3 | HSF | — | | — | |
| 1968 28 | 2:14:36.20 | SIZ | — | 11 | 37.237 | 116.480 | 0.3 | A | 85 | 2.80 | 0.50 | HSF | — | | — | | — | | 2.1 | HSF | — | | — | |
| 1968 28 | 2:29:28.40 | SIZ | — | 11 | 37.265 | 116.472 | 0.4 | A | 119 | 3.90 | 0.50 | HSF | — | | — | | — | | 2.5 | HSF | — | | — | |

| DATE (UTC) | ORIGIN TIME HR MN SEC | HYPOCENTER FLAG | RMS | NO | LATITUDE | LONGITUDE | ERH | Q | GAP | DEPTH | ERZ | REF | INTENSITY I | REF | MAGNITUDE MS | REF | ML | REF | MD | REF | mb | REF | OTH | REF |
|---|---|---|---|---|---|---|---|---|---|---|---|---|---|---|---|---|---|---|---|---|---|---|---|---|
| 1968 DEC 28 | 2:34:35.60 | SIZ | — | 11 | 37.202 | 116.507 | 0.3 | A | 103 | 3.20 | 0.40 | HSF | — | | — | | — | | 2.5 | HSF | — | | — | |
| 1968 28 | 2:43:33.40 | SIZ | — | 11 | 37.242 | 116.508 | 0.4 | A | 83 | 4.00 | 0.50 | HSF | — | | — | | — | | 2.4 | HSF | — | | — | |
| 1968 28 | 2:46:53.30 | SIZ | — | 11 | 37.243 | 116.510 | 0.4 | A | 83 | 4.20 | 0.50 | HSF | — | | — | | — | | 2.6 | HSF | — | | — | |
| 1968 28 | 3:33:17.70 | SIZ | — | 19 | 37.245 | 116.483 | 0.2 | A | 51 | 3.90 | 0.20 | HSF | — | | — | | — | | 3.0 | HSF | — | | — | |
| 1968 28 | 3:55:55.20 | SIZ | — | 9 | 37.183 | 116.498 | 0.4 | B | 193 | 1.90 | 0.60 | HSF | — | | — | | — | | 1.6 | HSF | — | | — | |
| 1968 28 | 4:19:37.40 | SIZ | — | 22 | 37.232 | 116.493 | 0.2 | A | 55 | 4.00 | 0.20 | HSF | — | | — | | — | | 3.1 | HSF | — | | — | |
| 1968 28 | 5:14:39.50 | SIZ | — | 11 | 37.222 | 116.507 | 0.3 | A | 95 | 3.00 | 0.50 | HSF | — | | — | | — | | 2.3 | HSF | — | | — | |
| 1968 28 | 5:58:18.20 | SIZ | — | 11 | 37.225 | 116.547 | 0.8 | B | 91 | 4.00 | 0.80 | HSF | — | | — | | — | | 2.0 | HSF | — | | — | |
| 1968 28 | 6: 2:25.70 | SIZ | — | 11 | 37.222 | 116.548 | 0.4 | A | 98 | 4.00 | 0.40 | HSF | — | | — | | — | | 2.0 | HSF | — | | — | |
| 1968 28 | 6:44:29.30 | SIZ | — | 11 | 37.250 | 116.508 | 0.4 | A | 89 | 4.90 | 0.40 | HSF | — | | — | | — | | 1.9 | HSF | — | | — | |
| 1968 28 | 6:49:17.30 | SIZ | — | 10 | 37.233 | 116.505 | 0.4 | A | 81 | 3.20 | 0.60 | HSF | — | | — | | — | | 1.4 | HSF | — | | — | |
| 1968 28 | 7:34:19.10 | SIZ | — | 11 | 37.247 | 116.510 | 0.4 | A | 88 | 4.50 | 0.40 | HSF | — | | — | | — | | 2.2 | HSF | — | | — | |
| 1968 28 | 8:48:17.80 | SIZ | — | 11 | 37.243 | 116.512 | 0.4 | A | 87 | 4.40 | 0.40 | HSF | — | | — | | — | | 2.1 | HSF | — | | — | |
| 1968 28 | 9:11:26.30 | SIZ | — | 11 | 37.233 | 116.500 | 0.3 | A | 85 | 3.40 | 0.50 | HSF | — | | — | | — | | 2.7 | HSF | — | | — | |
| 1968 28 | 11:18:45.60 | SIZ | — | 11 | 37.238 | 116.517 | 0.4 | A | 84 | 4.50 | 0.40 | HSF | — | | — | | — | | 2.0 | HSF | — | | — | |
| 1968 28 | 12: 4:58.80 | SIZ | — | 10 | 37.227 | 116.490 | 0.3 | A | 92 | 3.10 | 0.60 | HSF | — | | — | | — | | 2.7 | HSF | — | | — | |
| 1968 28 | 12:28: 2.70 | SIZ | — | 10 | 37.222 | 116.497 | 0.3 | A | 94 | 3.30 | 0.50 | HSF | — | | — | | — | | 2.4 | HSF | — | | — | |
| 1968 28 | 13: 0:42.30 | SIZ | — | 11 | 37.210 | 116.512 | 0.4 | A | 100 | 4.90 | 0.40 | HSF | — | | — | | — | | 2.0 | HSF | — | | — | |
| 1968 28 | 13: 4:52.40 | SIZ | — | 11 | 37.240 | 116.508 | 0.4 | A | 80 | 4.90 | 0.40 | HSF | — | | — | | — | | 2.2 | HSF | — | | — | |
| 1968 28 | 13: 7:39.40 | SIZ | — | 11 | 37.208 | 116.512 | 0.3 | A | 100 | 4.90 | 0.40 | HSF | — | | — | | — | | 2.6 | HSF | — | | — | |
| 1968 28 | 13: 9: 7.70 | SIZ | — | 11 | 37.210 | 116.512 | 0.4 | A | 100 | 4.90 | 0.40 | HSF | — | | — | | — | | 2.4 | HSF | — | | — | |
| 1968 28 | 13:13:36.00 | SIZ | — | 11 | 37.222 | 116.495 | 0.3 | A | 95 | 2.80 | 0.70 | HSF | — | | — | | — | | 2.3 | HSF | — | | — | |
| 1968 28 | 13:30:48.10 | SIZ | — | 11 | 37.205 | 116.512 | 0.9 | B | 102 | 4.20 | 1.10 | HSF | — | | — | | — | | 2.0 | HSF | — | | — | |
| 1968 28 | 13:34: 1.80 | SIZ | — | 11 | 37.242 | 116.495 | 0.8 | B | 80 | 1.40 | 1.20 | HSF | — | | — | | — | | 2.4 | HSF | — | | — | |
| 1968 28 | 13:35:38.70 | SIZ | — | 11 | 37.210 | 116.513 | 0.3 | A | 100 | 5.30 | 0.70 | HSF | — | | — | | — | | 2.4 | HSF | — | | — | |
| 1968 28 | 13:40:57.30 | SIZ | — | 11 | 37.245 | 116.503 | 0.4 | A | 79 | 3.10 | 0.70 | HSF | — | | — | | — | | 2.1 | HSF | — | | — | |
| 1968 28 | 13:44:18.10 | SIZ | — | 11 | 37.203 | 116.510 | 0.3 | A | 103 | 2.80 | 0.50 | HSF | — | | — | | — | | 1.7 | HSF | — | | — | |
| 1968 28 | 14:22:18.80 | SIZ | — | 11 | 37.248 | 116.485 | 0.3 | A | 77 | 2.20 | 0.40 | HSF | — | | — | | — | | 1.9 | HSF | — | | — | |
| 1968 28 | 14:49:13.60 | SIZ | — | 11 | 37.203 | 116.512 | 0.3 | A | 103 | 4.80 | 0.40 | HSF | — | | — | | — | | 2.5 | HSF | — | | — | |
| 1968 28 | 15: 4:30.60 | SIZ | — | 22 | 37.263 | 116.497 | 0.2 | A | 76 | 4.00 | 0.20 | HSF | — | | — | | — | | 3.0 | HSF | — | | — | |
| 1968 28 | 15:17:44.60 | SIZ | — | 11 | 37.218 | 116.502 | 0.3 | A | 96 | 1.80 | 0.40 | HSF | — | | — | | — | | 2.5 | HSF | — | | — | |
| 1968 28 | 15:24:32.80 | SIZ | — | 11 | 37.247 | 116.512 | 0.4 | A | 89 | 4.60 | 0.40 | HSF | — | | — | | — | | 2.1 | HSF | — | | — | |
| 1968 28 | 16: 7:46.30 | SIZ | — | 11 | 37.203 | 116.512 | 0.3 | A | 103 | 5.50 | 0.80 | HSF | — | | — | | — | | 1.6 | HSF | — | | — | |
| 1968 28 | 17: 6:20.70 | SIZ | — | 11 | 37.203 | 116.512 | 0.4 | A | 103 | 5.40 | 0.90 | HSF | — | | — | | — | | 2.5 | HSF | — | | — | |
| 1968 28 | 17:18:33.60 | SIZ | — | 11 | 37.252 | 116.508 | 0.4 | A | 91 | 4.60 | 0.40 | HSF | — | | — | | — | | 1.8 | HSF | — | | — | |
| 1968 28 | 17:34:34.20 | SIZ | — | 11 | 37.425 | 116.553 | 1.7 | C | 289 | 10.80 | 1.40 | HSF | — | | — | | — | | 2.2 | HSF | — | | — | |
| 1968 28 | 18:10:37.00 | SIZ | — | 11 | 37.198 | 116.492 | 1.1 | C | 105 | 2.20 | 2.30 | HSF | — | | — | | — | | 2.0 | HSF | — | | — | |
| 1968 28 | 19: 3:20.00 | SIZ | — | 11 | 37.263 | 116.495 | 0.4 | A | 110 | 3.90 | 0.50 | HSF | — | | — | | — | | 2.2 | HSF | — | | — | |
| 1968 28 | 19:22:25.60 | SIZ | — | 11 | 37.263 | 116.483 | 0.3 | A | 114 | 2.30 | 0.30 | HSF | — | | — | | — | | 2.1 | HSF | — | | — | |
| 1968 28 | 19:51:59.80 | SIZ | — | 11 | 37.202 | 116.485 | 0.1 | A | 104 | 2.00 | 0.30 | HSF | — | | — | | — | | 2.6 | HSF | — | | — | |
| 1968 28 | 19:54:14.50 | SIZ | — | 11 | 37.200 | 116.483 | 0.2 | A | 104 | 1.90 | 0.30 | HSF | — | | — | | — | | 2.2 | HSF | — | | — | |
| 1968 28 | 19:58:10.10 | SIZ | — | 10 | 37.197 | 116.502 | 0.3 | A | 106 | 2.60 | 0.50 | HSF | — | | — | | — | | 1.9 | HSF | — | | — | |
| 1968 28 | 21:48:18.40 | SIZ | — | 11 | 37.253 | 116.510 | 0.4 | A | 93 | 4.80 | 0.40 | HSF | — | | — | | — | | 2.3 | HSF | — | | — | |
| 1968 28 | 23: 3:51.60 | SIZ | — | 10 | 37.243 | 116.510 | 0.5 | A | 86 | 4.40 | 0.60 | HSF | — | | — | | — | | 1.9 | HSF | — | | — | |
| 1968 28 | 23:43:32.80 | SIZ | — | 10 | 37.212 | 116.500 | 0.2 | A | 99 | 2.50 | 0.30 | HSF | — | | — | | — | | 1.7 | HSF | — | | — | |
| 1968 29 | 1:21:34.90 | SIZ | — | 10 | 37.210 | 116.552 | 0.5 | A | 118 | 4.30 | 0.50 | HSF | — | | — | | — | | 2.2 | HSF | — | | — | |
| 1968 29 | 1:24:43.10 | SIZ | — | 11 | 37.218 | 116.548 | 0.4 | A | 105 | 3.80 | 0.40 | HSF | — | | — | | — | | 2.5 | HSF | — | | — | |
| 1968 29 | 1:28: 7.70 | SIZ | — | 11 | 37.227 | 116.500 | 0.4 | A | 93 | 3.80 | 0.60 | HSF | — | | — | | — | | 2.1 | HSF | — | | — | |

SGB HISTORICAL HYPOCENTER SUMMARY 1868-1978

| DATE (UTC) | ORIGIN TIME HR MN SEC | HYPOCENTER FLAG | RMS | NO | LATITUDE | LONGITUDE | ERH | Q | GAP | DEPTH | ERZ | REF | INTENSITY I | REF | MAGNITUDE MS | REF | ML | REF | MD | REF | mb | REF | OTH | REF |
|---|---|---|---|---|---|---|---|---|---|---|---|---|---|---|---|---|---|---|---|---|---|---|---|---|
| 1968 DEC 29 | 2:12:34.40 | SIZ | — | 11 | 37.262 | 116.468 | 0.3 | A | 112 | 3.20 | 0.40 | HSF | — | | — | | — | | 2.6 | HSF | — | | — | |
| 1968 29 | 2:13:33.10 | SIZ | — | 23 | 37.267 | 116.470 | 0.2 | A | 73 | 3.20 | 0.20 | HSF | — | | — | | — | | 3.0 | HSF | — | | — | |
| 1968 29 | 2:22:57.00 | SIZ | — | 20 | 37.267 | 116.470 | 0.2 | A | 74 | 3.30 | 0.20 | HSF | — | | — | | — | | 3.1 | HSF | — | | — | |
| 1968 29 | 2:33: 1.30 | SIZ | — | 10 | 37.245 | 116.513 | 0.5 | A | 89 | 4.50 | 0.50 | HSF | — | | — | | — | | 2.3 | HSF | — | | — | |
| 1968 29 | 2:59:12.80 | SIZ | — | 9 | 37.268 | 116.513 | 0.4 | A | 101 | 5.40 | 0.90 | HSF | — | | — | | — | | 2.0 | HSF | — | | — | |
| 1968 29 | 2:59:45.30 | SIZ | — | 11 | 37.230 | 116.500 | 0.3 | A | 91 | 3.10 | 0.60 | HSF | — | | — | | — | | 2.4 | HSF | — | | — | |
| 1968 29 | 3:15: 0.90 | SIZ | — | 11 | 37.212 | 116.510 | 0.4 | A | 98 | 4.90 | 0.40 | HSF | — | | — | | — | | 2.1 | HSF | — | | — | |
| 1968 29 | 3:33: 4.40 | SIZ | — | 8 | 37.222 | 116.520 | 1.7 | B | 95 | 6.70 | 5.20 | HSF | — | | — | | — | | 2.1 | HSF | — | | — | |
| 1968 29 | 3:43:36.20 | SIZ | — | 10 | 37.265 | 116.468 | 0.4 | A | 120 | 2.90 | 0.70 | HSF | — | | — | | — | | 2.7 | HSF | — | | — | |
| 1968 29 | 3:51:29.00 | SIZ | — | 11 | 37.230 | 116.507 | 0.4 | A | 85 | 4.50 | 0.40 | HSF | — | | — | | — | | 1.9 | HSF | — | | — | |
| 1968 29 | 3:54: 5.00 | SIZ | — | 11 | 37.210 | 116.513 | 0.3 | A | 99 | 5.50 | 0.80 | HSF | — | | — | | — | | 2.0 | HSF | — | | — | |
| 1968 29 | 3:56:50.50 | SIZ | — | 9 | 37.243 | 116.510 | 0.6 | A | 86 | 4.40 | 0.70 | HSF | — | | — | | — | | 2.0 | HSF | — | | — | |
| 1968 29 | 4:50:14.60 | SIZ | — | 11 | 37.250 | 116.513 | 0.4 | A | 93 | 4.50 | 0.40 | HSF | — | | — | | — | | 1.9 | HSF | — | | — | |
| 1968 29 | 5:12: 9.90 | SIZ | — | 11 | 37.243 | 116.475 | 0.3 | A | 81 | 2.90 | 0.50 | HSF | — | | — | | — | | 2.5 | HSF | — | | — | |
| 1968 29 | 5:17:29.50 | SIZ | — | 11 | 37.273 | 116.483 | 0.3 | B | 137 | 2.20 | 0.40 | HSF | — | | — | | — | | 2.4 | HSF | — | | — | |
| 1968 29 | 5:21:28.10 | SIZ | — | 26 | 37.247 | 116.512 | 0.2 | A | 44 | 4.50 | 0.20 | HSF | — | | — | | — | | 2.5 | HSF | — | | — | |
| 1968 29 | 5:25:52.70 | SIZ | — | 11 | 37.235 | 116.488 | 0.3 | A | 86 | 3.10 | 0.60 | HSF | — | | — | | — | | 2.2 | HSF | — | | — | |
| 1968 29 | 5:27:59.90 | SIZ | — | 11 | 37.237 | 116.480 | 0.3 | A | 85 | 2.90 | 0.60 | HSF | — | | — | | — | | 2.6 | HSF | — | | — | |
| 1968 29 | 5:29:54.10 | SIZ | — | 26 | 37.240 | 116.480 | 0.3 | B | 40 | 3.60 | 0.30 | HSF | — | | — | | — | | 3.1 | HSF | — | | — | |
| 1968 29 | 5:33:20.40 | SIZ | — | 11 | 37.220 | 116.548 | 0.4 | A | 102 | 3.70 | 0.40 | HSF | — | | — | | — | | 1.9 | HSF | — | | — | |
| 1968 29 | 6:41:35.10 | SIZ | — | 10 | 37.233 | 116.502 | 0.5 | A | 85 | 3.10 | 0.80 | HSF | — | | — | | — | | 1.4 | HSF | — | | — | |
| 1968 29 | 6:55:46.00 | SIZ | — | 10 | 37.252 | 116.510 | 0.5 | A | 93 | 4.70 | 0.40 | HSF | — | | — | | — | | 2.0 | HSF | — | | — | |
| 1968 29 | 8:52: 0.00 | SIZ | — | 11 | 37.225 | 116.498 | 0.4 | A | 94 | 3.70 | 0.50 | HSF | — | | — | | — | | 2.2 | HSF | — | | — | |
| 1968 29 | 10:26:56.10 | SIZ | — | 11 | 37.218 | 116.503 | 0.3 | A | 96 | 3.30 | 0.50 | HSF | — | | — | | — | | 1.7 | HSF | — | | — | |
| 1968 29 | 11:35:37.40 | SIZ | — | 11 | 37.267 | 116.490 | 0.3 | A | 120 | 2.90 | 0.50 | HSF | — | | — | | — | | 2.2 | HSF | — | | — | |
| 1968 29 | 12:19:33.90 | SIZ | — | 11 | 37.217 | 116.548 | 0.4 | A | 107 | 3.80 | 0.50 | HSF | — | | — | | — | | 2.0 | HSF | — | | — | |
| 1968 29 | 13:24: 1.20 | SIZ | — | 12 | 37.255 | 116.512 | 0.4 | A | 97 | 4.80 | 0.30 | HSF | — | | — | | — | | 2.3 | HSF | — | | — | |
| 1968 29 | 13:34:36.30 | SIZ | — | 7 | 37.253 | 116.478 | 0.4 | B | 171 | 2.60 | 0.90 | HSF | — | | — | | — | | 1.7 | HSF | — | | — | |
| 1968 29 | 14:46:30.40 | SIZ | — | 11 | 37.238 | 116.498 | 0.3 | A | 81 | 3.40 | 0.50 | HSF | — | | — | | — | | 2.4 | HSF | — | | — | |
| 1968 29 | 15:51:47.10 | SIZ | — | 11 | 37.262 | 116.495 | 0.4 | A | 107 | 3.80 | 0.40 | HSF | — | | — | | — | | 2.5 | HSF | — | | — | |
| 1968 29 | 16:13:31.00 | SIZ | — | 11 | 37.252 | 116.503 | 0.4 | A | 85 | 4.40 | 0.40 | HSF | — | | — | | — | | 2.4 | HSF | — | | — | |
| 1968 29 | 16:17: 8.10 | SIZ | — | 11 | 37.252 | 116.500 | 0.4 | A | 88 | 4.30 | 0.40 | HSF | — | | — | | — | | 2.1 | HSF | — | | — | |
| 1968 29 | 16:59:19.10 | SIZ | — | 11 | 37.265 | 116.502 | 0.4 | A | 107 | 4.60 | 0.40 | HSF | — | | — | | — | | 2.4 | HSF | — | | — | |
| 1968 29 | 17:55:55.30 | SIZ | — | 10 | 37.248 | 116.512 | 0.5 | A | 89 | 4.80 | 0.40 | HSF | — | | — | | — | | 1.5 | HSF | — | | — | |
| 1968 29 | 18:48:19.10 | SIZ | — | 11 | 37.260 | 116.470 | 0.3 | A | 110 | 3.00 | 0.40 | HSF | — | | — | | — | | 2.5 | HSF | — | | — | |
| 1968 29 | 18:53:25.30 | SIZ | — | 11 | 37.242 | 116.507 | 0.5 | A | 79 | 3.80 | 0.60 | HSF | — | | — | | — | | 1.7 | HSF | — | | — | |
| 1968 29 | 19:24:23.30 | SIZ | — | 11 | 37.217 | 116.548 | 0.5 | A | 109 | 3.60 | 0.50 | HSF | — | | — | | — | | 2.6 | HSF | — | | — | |
| 1968 29 | 19:30:37.90 | SIZ | — | 11 | 37.265 | 116.517 | 0.9 | B | 113 | 4.70 | 0.80 | HSF | — | | — | | — | | 1.5 | HSF | — | | — | |
| 1968 29 | 21:17:18.50 | SIZ | — | 11 | 37.245 | 116.482 | 0.5 | B | 81 | 3.60 | 0.90 | HSF | — | | — | | — | | 2.4 | HSF | — | | — | |
| 1968 29 | 21:22:45.30 | SIZ | — | 11 | 37.218 | 116.547 | 0.5 | A | 105 | 4.10 | 0.50 | HSF | — | | — | | — | | 2.3 | HSF | — | | — | |
| 1968 29 | 21:27:51.50 | SIZ | — | 11 | 37.218 | 116.547 | 0.4 | A | 101 | 3.70 | 0.50 | HSF | — | | — | | — | | 2.3 | HSF | — | | — | |
| 1968 29 | 21:45: 8.90 | SIZ | — | 11 | 37.217 | 116.548 | 0.5 | A | 107 | 4.00 | 0.50 | HSF | — | | — | | — | | 2.6 | HSF | — | | — | |
| 1968 29 | 23:38:29.50 | SIZ | — | 11 | 37.237 | 116.507 | 0.4 | A | 76 | 3.40 | 0.60 | HSF | — | | — | | — | | 2.0 | HSF | — | | — | |
| 1968 29 | 23:51: 7.10 | SIZ | — | 11 | 37.245 | 116.503 | 0.4 | A | 81 | 3.10 | 0.80 | HSF | — | | — | | — | | 1.8 | HSF | — | | — | |
| 1968 30 | 0: 9:32.20 | SIZ | — | 11 | 37.250 | 116.510 | 0.5 | A | 92 | 4.60 | 0.50 | HSF | — | | — | | — | | 2.1 | HSF | — | | — | |
| 1968 30 | 0:15:57.10 | SIZ | — | 25 | 37.230 | 116.493 | 0.1 | A | 56 | 3.70 | 0.20 | HSF | — | | — | | — | | 2.9 | HSF | — | | — | |
| 1968 30 | 2: 3:32.80 | SIZ | — | 11 | 37.253 | 116.510 | 0.4 | A | 92 | 4.70 | 0.40 | HSF | — | | — | | — | | 2.2 | HSF | — | | — | |
| 1968 30 | 2:28:41.10 | SIZ | — | 11 | 37.220 | 116.547 | 0.4 | A | 100 | 4.10 | 0.40 | HSF | — | | — | | — | | 2.3 | HSF | — | | — | |

| DATE (UTC) | ORIGIN TIME HR MN SEC | HYPOCENTER FLAG | RMS | NO | LATITUDE | LONGITUDE | ERH | Q | GAP | DEPTH | ERZ | REF | INTENSITY I | REF | MAGNITUDE MS | REF | ML | REF | MD | REF | mb | REF | OTH | REF |
|---|---|---|---|---|---|---|---|---|---|---|---|---|---|---|---|---|---|---|---|---|---|---|---|---|
| 1968 DEC 30 | 2:46:34.70 | SIZ | — | 11 | 37.253 | 116.510 | 0.4 | A | 93 | 4.70 | 0.40 | HSF | — | | — | | — | | 2.5 | HSF | — | | — | |
| 1968 30 | 3: 1:58.90 | SIZ | — | 11 | 37.237 | 116.488 | 0.4 | A | 86 | 2.90 | 0.70 | HSF | — | | — | | — | | 2.4 | HSF | — | | — | |
| 1968 30 | 3:10:33.10 | SIZ | — | 11 | 37.247 | 116.500 | 0.4 | A | 81 | 3.30 | 0.70 | HSF | — | | — | | — | | 2.6 | HSF | — | | — | |
| 1968 30 | 4: 8:13.70 | SIZ | — | 11 | 37.213 | 116.505 | 0.3 | A | 99 | 3.50 | 0.50 | HSF | — | | — | | — | | 1.9 | HSF | — | | — | |
| 1968 30 | 4:13:27.00 | SIZ | — | 11 | 37.213 | 116.510 | 0.4 | A | 98 | 4.50 | 0.50 | HSF | — | | — | | — | | 2.0 | HSF | — | | — | |
| 1968 30 | 4:40:27.80 | SIZ | — | 11 | 37.217 | 116.550 | 0.4 | A | 111 | 4.10 | 0.40 | HSF | — | | — | | — | | 2.6 | HSF | — | | — | |
| 1968 30 | 4:58:33.00 | SIZ | — | 10 | 37.218 | 116.548 | 0.4 | A | 105 | 4.10 | 0.40 | HSF | — | | — | | — | | 2.0 | HSF | — | | — | |
| 1968 30 | 5:45:28.40 | SIZ | — | 11 | 37.240 | 116.515 | 0.5 | A | 86 | 4.50 | 0.50 | HSF | — | | — | | — | | 2.6 | HSF | — | | — | |
| 1968 30 | 5:54:59.00 | SIZ | — | 11 | 37.263 | 116.493 | 0.4 | A | 110 | 3.00 | 0.60 | HSF | — | | — | | — | | 1.9 | HSF | — | | — | |
| 1968 30 | 6:18:44.80 | SIZ | — | 11 | 37.230 | 116.505 | 0.3 | A | 87 | 3.30 | 0.50 | HSF | — | | — | | — | | 1.7 | HSF | — | | — | |
| 1968 30 | 6:40: 1.40 | SIZ | — | 11 | 37.238 | 116.512 | 0.5 | A | 81 | 4.20 | 0.60 | HSF | — | | — | | — | | 1.5 | HSF | — | | — | |
| 1968 30 | 8:42:15.40 | SIZ | — | 10 | 37.235 | 116.482 | 0.3 | A | 86 | 2.90 | 0.60 | HSF | — | | — | | — | | 2.0 | HSF | — | | — | |
| 1968 30 | 9: 0: 1.50 | SIZ | — | 10 | 37.238 | 116.513 | 0.4 | A | 83 | 4.60 | 0.50 | HSF | — | | — | | — | | 1.8 | HSF | — | | — | |
| 1968 30 | 9:33:38.40 | SIZ | — | 11 | 37.225 | 116.498 | 0.4 | A | 94 | 3.80 | 0.50 | HSF | — | | — | | — | | 1.8 | HSF | — | | — | |
| 1968 30 | 9:54:23.10 | SIZ | — | 9 | 37.218 | 116.553 | 0.4 | A | 116 | 3.90 | 0.40 | HSF | — | | — | | — | | 1.8 | HSF | — | | — | |
| 1968 30 | 10: 7: 2.40 | SIZ | — | 10 | 37.250 | 116.512 | 0.4 | A | 93 | 4.70 | 0.50 | HSF | — | | — | | — | | 1.7 | HSF | — | | — | |
| 1968 30 | 11: 9: 6.10 | SIZ | — | 11 | 37.233 | 116.483 | 0.3 | A | 87 | 3.00 | 0.50 | HSF | — | | — | | — | | 1.8 | HSF | — | | — | |
| 1968 30 | 13:16:38.00 | SIZ | — | 10 | 37.223 | 116.545 | 0.5 | A | 91 | 3.70 | 0.50 | HSF | — | | — | | — | | 1.7 | HSF | — | | — | |
| 1968 30 | 14:16:31.50 | SIZ | — | 11 | 37.220 | 116.512 | 0.4 | A | 96 | 4.60 | 0.50 | HSF | — | | — | | — | | 2.4 | HSF | — | | — | |
| 1968 30 | 15:30: 5.80 | SIZ | — | 10 | 37.250 | 116.473 | 0.4 | A | 90 | 3.30 | 0.80 | HSF | — | | — | | — | | 1.6 | HSF | — | | — | |
| 1968 30 | 16:51:19.20 | SIZ | — | 11 | 37.223 | 116.498 | 0.4 | A | 94 | 3.30 | 0.60 | HSF | — | | — | | — | | 2.2 | HSF | — | | — | |
| 1968 30 | 17: 0:10.80 | SIZ | — | 11 | 37.223 | 116.498 | 0.4 | A | 94 | 3.20 | 0.70 | HSF | — | | — | | — | | 2.2 | HSF | — | | — | |
| 1968 30 | 19:30:31.50 | SIZ | — | 11 | 37.227 | 116.510 | 0.5 | A | 86 | 4.40 | 0.60 | HSF | — | | — | | — | | 2.7 | HSF | — | | — | |
| 1968 30 | 20: 2: 7.00 | SIZ | — | 11 | 37.223 | 116.505 | 0.4 | A | 94 | 3.50 | 0.60 | HSF | — | | — | | — | | 2.2 | HSF | — | | — | |
| 1968 31 | 2: 4: 8.90 | SIZ | — | 10 | 37.228 | 116.505 | 0.5 | A | 89 | 3.70 | 0.70 | HSF | — | | — | | — | | 2.4 | HSF | — | | — | |
| 1968 31 | 3:28:13.10 | SIZ | — | 10 | 37.235 | 116.498 | 0.4 | A | 86 | 3.50 | 0.70 | HSF | — | | — | | — | | 2.3 | HSF | — | | — | |
| 1968 31 | 7: 2: 7.90 | SIZ | — | 10 | 37.232 | 116.507 | 0.5 | A | 82 | 3.20 | 0.80 | HSF | — | | — | | — | | 2.0 | HSF | — | | — | |
| 1968 31 | 8:43:30.10 | SIZ | — | 10 | 37.212 | 116.507 | 0.4 | A | 99 | 4.60 | 0.50 | HSF | — | | — | | — | | 1.9 | HSF | — | | — | |
| 1968 31 | 9:30:53.80 | SIZ | — | 10 | 37.225 | 116.490 | 0.3 | A | 93 | 3.00 | 0.60 | HSF | — | | — | | — | | 2.2 | HSF | — | | — | |
| 1968 31 | 10:32: 4.90 | SIZ | — | 10 | 37.250 | 116.508 | 0.5 | A | 88 | 4.50 | 0.50 | HSF | — | | — | | — | | 2.5 | HSF | — | | — | |
| 1968 31 | 10:58:52.90 | SIZ | — | 10 | 37.260 | 116.497 | 0.5 | A | 103 | 4.30 | 0.60 | HSF | — | | — | | — | | 2.0 | HSF | — | | — | |
| 1968 31 | 12:25:40.10 | SIZ | — | 10 | 37.240 | 116.507 | 0.5 | A | 79 | 3.30 | 0.70 | HSF | — | | — | | — | | 2.0 | HSF | — | | — | |
| 1968 31 | 12:27:49.40 | SIZ | — | 10 | 37.227 | 116.507 | 0.5 | A | 90 | 4.50 | 0.60 | HSF | — | | — | | — | | 2.0 | HSF | — | | — | |
| 1968 31 | 12:43:39.40 | SIZ | — | 10 | 37.243 | 116.503 | 0.5 | A | 79 | 3.20 | 0.80 | HSF | — | | — | | — | | 2.0 | HSF | — | | — | |
| 1968 31 | 13:52:17.80 | SIZ | — | 11 | 37.242 | 116.508 | 0.6 | A | 81 | 4.60 | 0.70 | HSF | — | | — | | — | | 2.0 | HSF | — | | — | |
| 1968 31 | 13:53:26.40 | SIZ | — | 11 | 37.210 | 116.508 | 0.4 | A | 100 | 4.60 | 0.40 | HSF | — | | — | | — | | 2.1 | HSF | — | | — | |
| 1968 31 | 14: 1:11.70 | SIZ | — | 10 | 37.243 | 116.505 | 0.5 | A | 79 | 3.50 | 0.70 | HSF | — | | — | | — | | 1.9 | HSF | — | | — | |
| 1968 31 | 16:29:18.10 | SIZ | — | 21 | 37.247 | 116.502 | 0.2 | A | 45 | 3.90 | 0.30 | HSF | — | | — | | — | | 3.3 | HSF | — | | — | |
| 1968 31 | 16:34:46.10 | SIZ | — | 22 | 37.247 | 116.498 | 0.2 | A | 43 | 3.80 | 0.20 | HSF | — | | — | | — | | 3.1 | HSF | — | | — | |
| 1968 31 | 18:12:51.90 | SIZ | — | 10 | 37.235 | 116.500 | 0.4 | A | 83 | 3.20 | 0.70 | HSF | — | | — | | — | | 2.2 | HSF | — | | — | |
| 1968 31 | 21:26:22.60 | SIZ | — | 25 | 37.277 | 116.483 | 0.2 | A | 56 | 2.10 | 0.20 | HSF | — | | — | | — | | 3.0 | HSF | — | | — | |
| 1968 31 | 22:14:41.50 | SIZ | — | 10 | 37.192 | 116.495 | 0.8 | B | 110 | 2.00 | 1.30 | HSF | — | | — | | — | | 2.2 | HSF | — | | — | |
| 1968 31 | 23:59:46.50 | SIZ | — | 11 | 37.190 | 116.512 | 0.3 | A | 110 | 2.40 | 0.50 | HSF | — | | — | | — | | 2.4 | HSF | — | | — | |
| 1969 JAN 1 | 3:48:32.10 | SIZ | — | 11 | 37.270 | 116.485 | 0.3 | B | 130 | 1.50 | 0.30 | HSF | — | | — | | — | | 2.1 | HSF | — | | — | |
| 1969 1 | 4:51:56.10 | SIZ | — | 11 | 37.258 | 116.537 | 1.1 | B | 146 | 9.10 | 1.90 | HSF | — | | — | | — | | 1.8 | HSF | — | | — | |
| 1969 1 | 4:52: 7.30 | SIZ | — | 10 | 37.252 | 116.500 | 0.4 | A | 114 | 4.60 | 0.50 | HSF | — | | — | | — | | 2.7 | HSF | — | | — | |
| 1969 1 | 5:11:47.40 | SIZ | — | 11 | 37.220 | 116.547 | 0.4 | A | 100 | 3.70 | 0.50 | HSF | — | | — | | — | | 2.3 | HSF | — | | — | |
| 1969 1 | 5:43:27.00 | SIZ | — | 11 | 37.212 | 116.552 | 0.4 | A | 117 | 4.30 | 0.40 | HSF | — | | — | | — | | 2.5 | HSF | — | | — | |

SGB HISTORICAL HYPOCENTER SUMMARY 1868-1978

| DATE (UTC) | ORIGIN TIME HR MN SEC | HYPOCENTER FLAG | RMS | NO | LATITUDE | LONGITUDE | ERH | Q | GAP | DEPTH | ERZ | REF | INTENSITY I | REF | MAGNITUDE MS | REF | ML | REF | MD | REF | mb | REF | OTH | REF |
|---|---|---|---|---|---|---|---|---|---|---|---|---|---|---|---|---|---|---|---|---|---|---|---|---|
| 1969 JAN 1 | 5:57:28.80 | SIZ | — | 11 | 37.247 | 116.500 | 0.4 | A | 81 | 3.50 | 0.50 | HSF | — | | — | | — | | 2.5 | HSF | — | | — | |
| 1969 1 | 6:30: 7.60 | SIZ | — | 11 | 37.188 | 116.515 | 0.3 | A | 110 | 2.30 | 0.50 | HSF | — | | — | | — | | 2.3 | HSF | — | | — | |
| 1969 1 | 8:31:51.80 | SIZ | — | 11 | 37.248 | 116.498 | 0.4 | A | 83 | 3.60 | 0.60 | HSF | — | | — | | — | | 2.2 | HSF | — | | — | |
| 1969 1 | 9: 0:28.10 | SIZ | — | 11 | 37.213 | 116.567 | 1.2 | C | 146 | 0.30 | 1.10 | HSF | — | | — | | — | | 2.0 | HSF | — | | — | |
| 1969 1 | 9:44:15.10 | SIZ | — | 11 | 37.227 | 116.470 | 0.1 | A | 88 | 1.50 | 0.10 | HSF | — | | — | | — | | 2.0 | HSF | — | | — | |
| 1969 1 | 10: 5: 5.20 | SIZ | — | 11 | 37.213 | 116.508 | 0.4 | A | 98 | 4.50 | 0.50 | HSF | — | | — | | — | | 2.1 | HSF | — | | — | |
| 1969 1 | 13:46:17.80 | SIZ | — | 10 | 37.228 | 116.510 | 0.5 | A | 84 | 4.70 | 0.50 | HSF | — | | — | | — | | 1.8 | HSF | — | | — | |
| 1969 1 | 14:35: 0.00 | SIZ | — | 10 | 37.202 | 116.487 | 0.3 | A | 103 | 2.30 | 1.70 | HSF | — | | — | | — | | 2.0 | HSF | — | | — | |
| 1969 1 | 15:17:24.90 | SIZ | — | 9 | 37.252 | 116.503 | 0.5 | A | 87 | 4.30 | 0.60 | HSF | — | | — | | — | | 1.7 | HSF | — | | — | |
| 1969 1 | 16:11:27.50 | SIZ | — | 10 | 37.242 | 116.512 | 0.4 | A | 86 | 4.60 | 0.50 | HSF | — | | — | | — | | 1.9 | HSF | — | | — | |
| 1969 1 | 17:23:23.50 | SIZ | — | 10 | 37.253 | 116.495 | 0.4 | B | 92 | 3.40 | 0.80 | HSF | — | | — | | — | | 2.5 | HSF | — | | — | |
| 1969 1 | 20:12:40.90 | SIZ | — | 10 | 37.210 | 116.512 | 0.4 | A | 99 | 5.40 | 0.90 | HSF | — | | — | | — | | 1.8 | HSF | — | | — | |
| 1969 1 | 20:43:28.00 | SIZ | — | 10 | 37.190 | 116.512 | 0.4 | A | 109 | 2.50 | 0.70 | HSF | — | | — | | — | | 1.9 | HSF | — | | — | |
| 1969 1 | 20:43:58.00 | SIZ | — | 10 | 37.240 | 116.512 | 0.4 | A | 83 | 4.70 | 0.50 | HSF | — | | — | | — | | 2.4 | HSF | — | | — | |
| 1969 1 | 21: 8:48.80 | SIZ | — | 10 | 37.232 | 116.510 | 0.4 | A | 79 | 4.40 | 0.50 | HSF | — | | — | | — | | 1.7 | HSF | — | | — | |
| 1969 1 | 21:59:10.80 | SIZ | — | 10 | 37.265 | 116.472 | 0.4 | A | 118 | 4.00 | 0.50 | HSF | — | | — | | — | | 1.9 | HSF | — | | — | |
| 1969 1 | 23:33:39.10 | SIZ | — | 10 | 37.232 | 116.462 | 0.2 | B | 83 | 2.70 | 0.30 | HSF | — | | — | | — | | 2.0 | HSF | — | | — | |
| 1969 2 | 0:10: 6.30 | SIZ | — | 10 | 37.217 | 116.512 | 0.5 | A | 97 | 4.90 | 0.50 | HSF | — | | — | | — | | 2.2 | HSF | — | | — | |
| 1969 2 | 1:26:20.10 | SIZ | — | 10 | 37.252 | 116.503 | 0.3 | B | 85 | 4.40 | 0.40 | HSF | — | | — | | — | | 2.0 | HSF | — | | — | |
| 1969 2 | 1:52:39.40 | SIZ | — | 10 | 37.243 | 116.507 | 0.4 | A | 82 | 4.50 | 0.50 | HSF | — | | — | | — | | 2.1 | HSF | — | | — | |
| 1969 2 | 1:58:11.40 | SIZ | — | 10 | 37.188 | 116.512 | 0.3 | A | 111 | 2.50 | 0.50 | HSF | — | | — | | — | | 2.4 | HSF | — | | — | |
| 1969 2 | 3: 4:53.20 | SIZ | — | 9 | 37.210 | 116.552 | 0.7 | A | 119 | 3.80 | 0.60 | HSF | — | | — | | — | | 1.9 | HSF | — | | — | |
| 1969 2 | 3:26:36.90 | SIZ | — | 9 | 37.253 | 116.493 | 0.5 | B | 92 | 2.80 | 1.10 | HSF | — | | — | | — | | 1.8 | HSF | — | | — | |
| 1969 2 | 3:33:21.20 | SIZ | — | 10 | 37.250 | 116.505 | 0.5 | A | 85 | 4.60 | 0.60 | HSF | — | | — | | — | | 1.9 | HSF | — | | — | |
| 1969 2 | 6: 8:23.40 | SIZ | — | 10 | 37.247 | 116.495 | 0.4 | A | 83 | 3.10 | 0.80 | HSF | — | | — | | — | | 2.1 | HSF | — | | — | |
| 1969 2 | 6:58:23.00 | SIZ | — | 10 | 37.252 | 116.505 | 0.5 | B | 86 | 4.60 | 0.60 | HSF | — | | — | | — | | 2.4 | HSF | — | | — | |
| 1969 2 | 8:13:47.40 | SIZ | — | 10 | 37.250 | 116.495 | 0.4 | B | 88 | 2.90 | 0.80 | HSF | — | | — | | — | | 2.1 | HSF | — | | — | |
| 1969 2 | 8:31:26.60 | SIZ | — | 10 | 37.233 | 116.513 | 0.4 | A | 75 | 4.50 | 0.50 | HSF | — | | — | | — | | 2.2 | HSF | — | | — | |
| 1969 2 | 11:35: 4.60 | SIZ | — | 9 | 37.230 | 116.510 | 0.5 | A | 81 | 4.70 | 0.60 | HSF | — | | — | | — | | 1.8 | HSF | — | | — | |
| 1969 2 | 13: 2:18.40 | SIZ | — | 20 | 37.190 | 116.510 | 0.2 | A | 55 | 3.90 | 0.30 | HSF | — | | — | | — | | 2.9 | HSF | — | | — | |
| 1969 2 | 13: 4:12.00 | SIZ | — | 19 | 37.190 | 116.512 | 0.3 | A | 55 | 4.20 | 0.30 | HSF | — | | — | | — | | 2.9 | HSF | — | | — | |
| 1969 2 | 13:19: 1.00 | SIZ | — | 9 | 37.180 | 116.508 | 0.4 | A | 114 | 2.90 | 0.70 | HSF | — | | — | | — | | 2.0 | HSF | — | | — | |
| 1969 2 | 14:54:21.50 | SIZ | — | 10 | 37.188 | 116.510 | 0.4 | A | 110 | 3.60 | 0.60 | HSF | — | | — | | — | | 2.0 | HSF | — | | — | |
| 1969 2 | 15: 3:27.30 | SIZ | — | 9 | 37.240 | 116.488 | 0.4 | A | 84 | 2.80 | 0.90 | HSF | — | | — | | — | | 1.9 | HSF | — | | — | |
| 1969 2 | 15: 9:44.30 | SIZ | — | 10 | 37.187 | 116.510 | 0.5 | A | 111 | 4.00 | 0.60 | HSF | — | | — | | — | | 2.2 | HSF | — | | — | |
| 1969 2 | 15:10:46.20 | SIZ | — | 10 | 37.185 | 116.505 | 0.5 | A | 111 | 4.00 | 0.70 | HSF | — | | — | | — | | 2.5 | HSF | — | | — | |
| 1969 2 | 15:42:35.30 | SIZ | — | 10 | 37.183 | 116.512 | 0.4 | A | 113 | 3.80 | 0.50 | HSF | — | | — | | — | | 1.9 | HSF | — | | — | |
| 1969 2 | 19: 8:34.50 | SIZ | — | 9 | 37.183 | 116.500 | 0.2 | A | 113 | 2.00 | 0.30 | HSF | — | | — | | — | | 2.3 | HSF | — | | — | |
| 1969 2 | 19:16:24.30 | SIZ | — | 9 | 37.200 | 116.498 | 0.3 | A | 105 | 2.80 | 0.60 | HSF | — | | — | | — | | 2.0 | HSF | — | | — | |
| 1969 2 | 22:27:39.90 | SIZ | — | 10 | 37.240 | 116.507 | 1.1 | B | 78 | 3.20 | 1.90 | HSF | — | | — | | — | | 2.0 | HSF | — | | — | |
| 1969 2 | 23: 3:53.70 | SIZ | — | 10 | 37.218 | 116.513 | 0.6 | A | 97 | 4.50 | 0.60 | HSF | — | | — | | — | | 1.9 | HSF | — | | — | |
| 1969 2 | 23:10:51.00 | SIZ | — | 11 | 37.258 | 116.470 | 0.3 | A | 104 | 2.90 | 0.50 | HSF | — | | — | | — | | 2.4 | HSF | — | | — | |
| 1969 3 | 9:19:24.70 | SIZ | — | 11 | 37.272 | 116.483 | 0.3 | B | 134 | 2.10 | 0.40 | HSF | — | | — | | — | | 2.4 | HSF | — | | — | |
| 1969 3 | 9:23:10.60 | SIZ | — | 10 | 37.195 | 116.498 | 0.3 | A | 107 | 3.00 | 0.60 | HSF | — | | — | | — | | 2.4 | HSF | — | | — | |
| 1969 3 | 12:59:23.90 | SIZ | — | 11 | 37.228 | 116.460 | 0.3 | A | 84 | 0.20 | 0.50 | HSF | — | | — | | — | | 1.9 | HSF | — | | — | |
| 1969 4 | 4:32:53.70 | SIZ | — | 9 | 37.205 | 116.505 | 0.3 | B | 102 | 0.00 | 1.80 | HSF | — | | — | | — | | 2.3 | HSF | — | | — | |
| 1969 4 | 14:10:10.30 | SIZ | — | 20 | 37.230 | 116.510 | 0.4 | B | 71 | 4.40 | 0.40 | HSF | — | | — | | — | | 2.7 | HSF | — | | — | |
| 1969 5 | 1:38:11.50 | SIZ | — | 10 | 37.280 | 116.465 | 0.5 | B | 160 | 2.20 | 0.40 | HSF | — | | — | | — | | 2.7 | HSF | — | | — | |

| DATE (UTC) | ORIGIN TIME HR MN SEC | HYPOCENTER FLAG | RMS | NO | LATITUDE | LONGITUDE | ERH | Q | GAP | DEPTH | ERZ | REF | INTENSITY I | REF | MAGNITUDE MS | REF | ML | REF | MD | REF | mb | REF | OTH | REF |
|---|---|---|---|---|---|---|---|---|---|---|---|---|---|---|---|---|---|---|---|---|---|---|---|---|
| 1969 JAN 5 | 1:49:19.90 | SIZ | — | 10 | 37.238 | 116.507 | 0.4 | B | 87 | 2.00 | 3.00 | HSF | — | | — | | — | | 2.7 | HSF | — | | — | |
| 1969 5 | 5:24:21.10 | SIZ | — | 9 | 37.215 | 116.507 | 0.4 | B | 98 | 2.60 | 1.00 | HSF | — | | — | | — | | 2.2 | HSF | — | | — | |
| 1969 6 | 6:34:14.80 | SIZ | — | 17 | 37.245 | 116.508 | 0.3 | B | 84 | 4.20 | 0.30 | HSF | — | | — | | 4.5 | PDX | 3.7 | HSF | 4.6 | PDX | 4.6 | GDY |
| 1969 6 | 6:36: 0.00 | SIZ | — | — | 37.200 | 116.500 | — | | — | 0.00* | — | HSF* | — | | — | | — | | 3.1 | HSF | — | | — | |
| 1969 6 | 8: 3:10.40 | SIZ | — | 9 | 37.218 | 116.503 | 0.4 | B | 96 | 2.50 | 1.10 | HSF | — | | — | | — | | 2.7 | HSF | — | | — | |
| 1969 6 | 9:41:28.60 | SIZ | — | 9 | 37.187 | 116.478 | 0.2 | B | 111 | 2.80 | 0.40 | HSF | — | | — | | — | | 2.1 | HSF | — | | — | |
| 1969 6 | 15:57:17.20 | SIZ | — | 8 | 37.170 | 116.538 | 0.5 | C | 119 | 0.60* | — | HSF | — | | — | | — | | 2.3 | HSF | — | | — | |
| 1969 6 | 20:59:59.00 | SIZ | — | 10 | 37.245 | 116.517 | 0.6 | B | 134 | 4.80 | 0.50 | HSF | — | | — | | — | | 2.7 | HSF | — | | — | |
| 1969 7 | 0:48: 0.00 | SIZ | — | — | 37.200 | 116.500 | — | | — | 0.00* | — | HSF* | — | | — | | — | | 3.0 | HSF | — | | — | |
| 1969 7 | 11:15:16.60 | SIZ | — | 10 | 37.247 | 116.515 | 0.5 | B | 132 | 4.60 | 0.50 | HSF | — | | — | | — | | 2.7 | HSF | — | | — | |
| 1969 7 | 12: 1: 7.70 | SIZ | — | 11 | 37.213 | 116.563 | 1.1 | B | 140 | 7.60 | 2.00 | HSF | — | | — | | — | | 2.4 | HSF | — | | — | |
| 1969 7 | 12: 7:51.30 | SIZ | — | 11 | 37.197 | 116.550 | 0.9 | B | 121 | 4.20 | 0.90 | HSF | — | | — | | — | | 2.3 | HSF | — | | — | |
| 1969 7 | 13:50:48.10 | SIZ | — | 11 | 37.247 | 116.507 | 0.5 | A | 85 | 4.40 | 0.50 | HSF | — | | — | | — | | 1.6 | HSF | — | | — | |
| 1969 8 | 11:46:52.20 | SIZ | — | 17 | 37.275 | 116.490 | 0.3 | A | 99 | 3.10 | 0.30 | HSF | — | | — | | — | | 3.2 | HSF | 3.9 | PDX | 3.9 | GDY |
| 1969 8 | 13: 3:40.00 | SIZ | — | 11 | 37.203 | 116.493 | 0.3 | A | 103 | 2.90 | 0.90 | HSF | — | | — | | — | | 2.3 | HSF | — | | — | |
| 1969 8 | 20:44:56.80 | SIZ | — | 7 | 37.220 | 116.515 | 0.5 | D | 226 | 0.00* | — | HSF | — | | — | | — | | 3.3 | HSF | 4.0 | PDX | 4.0 | GDY |
| 1969 8 | 21: 6:20.80 | SIZ | — | 7 | 37.215 | 116.513 | 0.6 | C | 225 | 0.60* | — | HSF | — | | — | | — | | 3.4 | HSF | 3.9 | PDX | — | |
| 1969 8 | 23:49:12.80 | SIZ | — | 19 | 37.215 | 116.508 | 0.3 | A | 98 | 4.50 | 0.30 | HSF | 5 | BRP | 4.0 | BRP | — | | 3.4 | HSF | 4.1 | PDX | 4.1 | GDY |
| 1969 9 | 0: 5: 0.00 | SIZ | — | — | 37.200 | 116.500 | — | | — | 0.00* | — | HSF* | — | | — | | — | | 3.0 | HSF | — | | — | |
| 1969 9 | 0:13:18.10 | SIZ | — | 16 | 37.220 | 116.510 | 0.3 | A | 96 | 4.30 | 0.40 | HSF | — | | — | | — | | 3.3 | HSF | 4.1 | PDX | 4.1 | GDY |
| 1969 9 | 0:15:14.20 | SIZ | — | 15 | 37.223 | 116.510 | 0.4 | B | 94 | 4.40 | 0.50 | HSF | — | | — | | — | | 3.3 | HSF | — | | — | |
| 1969 9 | 1:47: 0.00 | SIZ | — | — | 37.200 | 116.500 | — | | — | 0.00* | — | HSF* | — | | — | | — | | 3.0 | HSF | — | | — | |
| 1969 9 | 3: 8:58.10 | SIZ | — | 19 | 37.212 | 116.510 | 0.3 | A | 98 | 4.70 | 0.20 | HSF | — | | — | | — | | 3.0 | HSF | — | | — | |
| 1969 9 | 3:16: 0.80 | SIZ | — | 15 | 37.210 | 116.510 | 0.3 | A | 100 | 4.80 | 0.30 | HSF | — | | — | | — | | 3.3 | HSF | 4.1 | PDX | 4.1 | GDY |
| 1969 9 | 3:19: 0.00 | SIZ | — | — | 37.200 | 116.500 | — | | — | 0.00* | — | HSF* | — | | — | | — | | 3.0 | HSF | — | | — | |
| 1969 9 | 5:52:28.90 | SIZ | — | 17 | 37.277 | 116.485 | 0.3 | B | 146 | 2.00 | 0.20 | HSF | — | | — | | — | | 3.3 | HSF | — | | — | |
| 1969 9 | 6:22:35.90 | SIZ | — | 19 | 37.223 | 116.510 | 0.3 | A | 89 | 4.60 | 0.30 | HSF | — | | — | | — | | 3.3 | HSF | 3.9 | PDX | — | |
| 1969 9 | 7:46:32.30 | SIZ | — | 18 | 37.203 | 116.510 | 0.3 | A | 104 | 4.40 | 0.30 | HSF | — | | — | | — | | 3.2 | HSF | — | | — | |
| 1969 9 | 10:13:57.90 | SIZ | — | 13 | 37.197 | 116.513 | 0.3 | A | 106 | 5.60 | 0.80 | HSF | — | | — | | — | | 3.4 | HSF | 4.2 | PDX | 4.2 | GDY |
| 1969 9 | 11: 8:53.40 | SIZ | — | 11 | 37.178 | 116.510 | 0.4 | A | 115 | 3.40 | 0.70 | HSF | — | | — | | — | | 2.5 | HSF | — | | — | |
| 1969 9 | 11:15:47.30 | SIZ | — | 11 | 37.188 | 116.513 | 1.2 | B | 110 | 10.30 | 3.30 | HSF | — | | — | | — | | 2.2 | HSF | — | | — | |
| 1969 9 | 11:19: 0.80 | SIZ | — | 11 | 37.177 | 116.510 | 0.5 | A | 116 | 3.70 | 0.80 | HSF | — | | — | | — | | 1.8 | HSF | — | | — | |
| 1969 9 | 12:41:16.40 | SIZ | — | 11 | 37.193 | 116.515 | 0.4 | A | 108 | 5.50 | 0.90 | HSF | — | | — | | — | | 2.0 | HSF | — | | — | |
| 1969 9 | 12:57:59.60 | SIZ | — | 13 | 37.210 | 116.515 | 0.3 | A | 99 | 5.30 | 0.80 | HSF | — | | — | | — | | 2.8 | HSF | — | | — | |
| 1969 9 | 13:16:24.60 | SIZ | — | 11 | 37.188 | 116.510 | 0.6 | A | 110 | 3.80 | 1.00 | HSF | — | | — | | — | | 2.1 | HSF | — | | — | |
| 1969 9 | 14:12:24.20 | SIZ | — | 11 | 37.222 | 116.537 | 1.2 | B | 84 | 5.30 | 1.20 | HSF | — | | — | | — | | 2.4 | HSF | — | | — | |
| 1969 9 | 18:39:29.40 | SIZ | — | 11 | 37.202 | 116.515 | 0.4 | A | 104 | 5.40 | 0.90 | HSF | — | | — | | — | | 2.8 | HSF | — | | — | |
| 1969 9 | 18:48:22.50 | SIZ | — | 11 | 37.200 | 116.513 | 0.4 | A | 104 | 4.80 | 0.50 | HSF | — | | — | | — | | 2.0 | HSF | — | | — | |
| 1969 9 | 20:16:48.80 | SIZ | — | 11 | 37.208 | 116.520 | 0.5 | A | 101 | 5.60 | 1.20 | HSF | — | | — | | — | | 2.2 | HSF | — | | — | |
| 1969 9 | 21:13:10.40 | SIZ | — | 10 | 37.188 | 116.515 | 0.4 | A | 110 | 5.40 | 1.20 | HSF | — | | — | | — | | 2.2 | HSF | — | | — | |
| 1969 10 | 8: 8:41.00 | SIZ | — | 19 | 37.180 | 116.513 | 0.2 | A | 115 | 2.10 | 0.50 | HSF | — | | — | | — | | 3.0 | HSF | — | | — | |
| 1969 10 | 9: 5: 0.00 | SIZ | — | — | 37.200 | 116.500 | — | | — | 0.00* | — | HSF* | — | | — | | — | | 3.0 | HSF | — | | — | |
| 1969 10 | 9:41:23.45 | SIZ | — | — | 37.134 | 116.482 | — | | — | 8.00* | — | GDY | — | | — | | 4.6 | PDX | 3.8 | HSF | 4.4 | PDX | 4.4 | GDY |
| 1969 10 | 9:59: 0.00 | SIZ | — | — | 37.200 | 116.500 | — | | — | 0.00* | — | HSF* | — | | — | | — | | 3.0 | HSF | — | | — | |
| 1969 10 | 10:52: 0.00 | SIZ | — | — | 37.200 | 116.500 | — | | — | 0.00* | — | HSF* | — | | — | | — | | 3.2 | HSF | — | | — | |
| 1969 10 | 10:54: 0.00 | SIZ | — | — | 37.200 | 116.500 | — | | — | 0.00* | — | HSF* | — | | — | | — | | 3.2 | HSF | — | | — | |
| 1969 10 | 11:47: 0.00 | SIZ | — | — | 37.200 | 116.500 | — | | — | 0.00* | — | HSF* | — | | — | | — | | 3.1 | HSF | — | | — | |
| 1969 10 | 12: 3: 0.00 | SIZ | — | — | 37.200 | 116.500 | — | | — | 0.00* | — | HSF* | — | | — | | — | | 3.0 | HSF | — | | — | |

SGB HISTORICAL HYPOCENTER SUMMARY 1868-1978

| DATE (UTC) | ORIGIN TIME HR MN SEC | HYPOCENTER FLAG | RMS | NO | LATITUDE | LONGITUDE | ERH | Q | GAP | DEPTH | ERZ | REF | INTENSITY I | REF | MAGNITUDE MS | REF | ML | REF | MD | REF | mb | REF | OTH | REF |
|---|---|---|---|---|---|---|---|---|---|---|---|---|---|---|---|---|---|---|---|---|---|---|---|---|
| 1969 JAN 10 | 12: 8: 0.00 | SIZ | — | — | 37.200 | 116.500 | — | | — | 0.00* | — | HSF* | — | | — | | — | | 3.2 | HSF | — | | — | |
| 1969 10 | 12:21:34.10 | SIZ | — | 15 | 37.178 | 116.513 | 0.3 | A | 116 | 1.60 | 0.60 | HSF | — | | — | | — | | 3.0 | HSF | — | | — | |
| 1969 10 | 15:20:43.80 | SIZ | — | 10 | 37.170 | 116.513 | 0.5 | A | 120 | 3.50 | 0.80 | HSF | — | | — | | — | | 2.7 | HSF | — | | — | |
| 1969 10 | 15:33:59.00 | SIZ | — | 10 | 37.177 | 116.515 | 0.3 | A | 116 | 2.00 | 0.50 | HSF | — | | — | | — | | 2.8 | HSF | — | | — | |
| 1969 10 | 15:39:56.00 | SIZ | — | 15 | 37.173 | 116.513 | 0.2 | A | 118 | 2.30 | 0.40 | HSF | — | | — | | — | | 2.8 | HSF | — | | — | |
| 1969 10 | 17: 1:47.69 | SIZ | — | — | 37.100 | 116.291 | — | | — | 8.00* | — | GDY | — | | — | | — | | 3.4 | HSF | 4.4 | PDX | 4.4 | GDY |
| 1969 10 | 17: 3: 0.00 | SIZ | — | — | 37.200 | 116.500 | — | | — | 0.00* | — | HSF* | — | | — | | — | | 3.1 | HSF | — | | — | |
| 1969 10 | 17: 7: 0.00 | SIZ | — | — | 37.200 | 116.500 | — | | — | 0.00* | — | HSF* | — | | — | | — | | 3.0 | HSF | — | | — | |
| 1969 10 | 17:14:17.30 | SIZ | — | 18 | 37.185 | 116.512 | 0.3 | A | 113 | 3.00 | 0.40 | HSF | — | | — | | — | | 3.4 | HSF | 4.3 | PDX | 4.3 | GDY |
| 1969 10 | 17:23: 5.10 | SIZ | — | 10 | 37.165 | 116.548 | 0.7 | B | 137 | 6.50 | 2.60 | HSF | — | | — | | — | | 2.8 | HSF | — | | — | |
| 1969 10 | 17:27:44.30 | SIZ | — | 7 | 37.170 | 116.518 | 0.9 | D | 241 | 0.60* | — | HSF | — | | — | | — | | 2.1 | HSF | — | | — | |
| 1969 10 | 17:28:35.20 | SIZ | — | 17 | 37.195 | 116.510 | 0.3 | A | 107 | 3.70 | 0.40 | HSF | — | | — | | — | | 3.0 | HSF | — | | — | |
| 1969 11 | 1:28: 0.00 | SIZ | — | — | 37.200 | 116.500 | — | | — | 0.00* | — | HSF* | — | | — | | — | | 3.2 | HSF | — | | — | |
| 1969 11 | 9:52:29.20 | SIZ | — | 18 | 37.177 | 116.512 | 0.3 | A | 117 | 3.70 | 0.40 | HSF | — | | — | | — | | 2.5 | HSF | — | | — | |
| 1969 11 | 11: 7: 6.00 | SIZ | — | 11 | 37.170 | 116.508 | 0.2 | A | 120 | 1.60 | 0.40 | HSF | — | | — | | — | | 2.4 | HSF | — | | — | |
| 1969 11 | 17:39:45.10 | SIZ | — | 10 | 37.163 | 116.512 | 0.2 | B | 125 | 2.10 | 2.60 | HSF | — | | — | | — | | 1.9 | HSF | — | | — | |
| 1969 11 | 18:18:26.90 | SIZ | — | 11 | 37.165 | 116.517 | 0.3 | B | 124 | 1.70 | 0.50 | HSF | — | | — | | — | | 2.1 | HSF | — | | — | |
| 1969 11 | 22:28:36.30 | SIZ | — | 11 | 37.147 | 116.512 | 0.3 | B | 135 | 0.60 | 2.60 | HSF | — | | — | | — | | 2.4 | HSF | — | | — | |
| 1969 12 | 20:25:46.50 | SIZ | — | 10 | 37.242 | 116.515 | 0.6 | B | 132 | 4.30 | 0.60 | HSF | — | | — | | — | | 2.3 | HSF | — | | — | |
| 1969 12 | 22:44:48.40 | SIZ | — | 10 | 37.253 | 116.503 | 0.6 | A | 118 | 4.50 | 0.60 | HSF | — | | — | | — | | 2.5 | HSF | — | | — | |
| 1969 13 | 1:23:28.00 | SIZ | — | 20 | 37.188 | 116.495 | 0.2 | A | 110 | 2.30 | 0.30 | HSF | — | | — | | — | | 2.7 | HSF | — | | — | |
| 1969 13 | 2:30: 6.50 | SIZ | — | 20 | 37.177 | 116.513 | 0.2 | A | 116 | 1.90 | 0.30 | HSF | — | | — | | — | | 3.2 | HSF | — | | — | |
| 1969 13 | 2:45:10.40 | SIZ | — | 19 | 37.177 | 116.512 | 0.2 | A | 117 | 1.40 | 0.50 | HSF | — | | — | | — | | 2.9 | HSF | — | | — | |
| 1969 13 | 2:47:38.80 | SIZ | — | 20 | 37.175 | 116.513 | 0.2 | A | 117 | 1.60 | 0.40 | HSF | — | | — | | — | | 2.8 | HSF | — | | — | |
| 1969 13 | 3:13: 5.20 | SIZ | — | 9 | 37.155 | 116.513 | 0.4 | B | 130 | 2.70 | 0.90 | HSF | — | | — | | — | | 1.9 | HSF | — | | — | |
| 1969 13 | 4:43:35.50 | SIZ | — | 10 | 37.183 | 116.513 | 0.3 | A | 112 | 1.90 | 0.40 | HSF | — | | — | | — | | 2.6 | HSF | — | | — | |
| 1969 13 | 15:54:13.80 | SIZ | — | 10 | 37.247 | 116.492 | 0.4 | A | 108 | 2.70 | 0.80 | HSF | — | | — | | — | | 2.6 | HSF | — | | — | |
| 1969 14 | 8:35:20.80 | SIZ | — | 8 | 37.175 | 116.505 | 0.3 | A | 117 | 1.70 | 0.60 | HSF | — | | — | | — | | 2.0 | HSF | — | | — | |
| 1969 14 | 20:31:36.10 | SIZ | — | 10 | 37.158 | 116.515 | 0.3 | B | 128 | 2.10 | 0.50 | HSF | — | | — | | — | | 2.0 | HSF | — | | — | |
| 1969 15 | 1:24:42.40 | SIZ | — | 18 | 37.177 | 116.508 | 0.2 | A | 116 | 1.70 | 0.40 | HSF | — | | — | | — | | 2.8 | HSF | — | | — | |
| 1969 15 | 10:43: 4.10 | SIZ | — | 10 | 37.262 | 116.490 | 1.3 | B | 109 | 4.80 | 1.30 | HSF | — | | — | | — | | 2.4 | HSF | — | | — | |
| 1969 15 | 19:14:18.30 | SIZ | — | 9 | 37.185 | 116.498 | 0.4 | C | 191 | 2.20 | 2.10 | HSF | — | | — | | — | | 3.0 | HSF | — | | — | |
| 1969 15 | 20:13:41.00 | CSNL | — | 7 | 37.600 | 116.200 | — | | — | 3.00* | — | ISC | — | | — | | — | | — | | — | | 3.5 | ISC |
| 1969 15 | 21: 7:44.30 | SIZ | — | 6 | 37.200 | 116.563 | 3.2 | D | 259 | 2.60 | 2.40 | HSF | — | | — | | — | | 2.5 | HSF | — | | — | |
| 1969 16 | 9:18: 6.00 | SIZ | — | — | 37.200 | 116.200 | — | | — | 0.00* | — | HSF* | — | | — | | — | | 3.1 | HSF | — | | — | |
| 1969 16 | 9:25:45.50 | SIZ | — | 8 | 37.160 | 116.512 | 0.4 | B | 127 | 2.40 | 1.10 | HSF | — | | — | | — | | 2.8 | HSF | — | | — | |
| 1969 17 | 12:15:59.50 | SIZ | — | 9 | 37.172 | 116.512 | 0.5 | A | 119 | 4.20 | 0.60 | HSF | — | | — | | — | | 2.0 | HSF | — | | — | |
| 1969 17 | 18: 1:22.90 | SIZ | — | 8 | 37.212 | 116.553 | 0.7 | B | 157 | 4.30 | 0.60 | HSF | — | | — | | — | | 2.7 | HSF | — | | — | |
| 1969 18 | 0:17:13.50 | SIZ | — | 6 | 37.208 | 116.498 | 2.0 | D | 267 | 0.60* | — | HSF | — | | — | | — | | 2.5 | HSF | — | | — | |
| 1969 18 | 3:39:14.30 | SIZ | — | 7 | 37.235 | 116.490 | 0.6 | B | 197 | 3.10 | 0.90 | HSF | — | | — | | — | | 2.4 | HSF | — | | — | |
| 1969 18 | 3:40: 3.80 | SIZ | — | 7 | 37.240 | 116.482 | 1.2 | C | 185 | 3.70 | 1.60 | HSF | — | | — | | — | | 2.5 | HSF | — | | — | |
| 1969 18 | 3:54:56.60 | SIZ | — | 7 | 37.205 | 116.553 | 1.4 | D | 253 | 0.60* | — | HSF | — | | — | | — | | 2.3 | HSF | — | | — | |
| 1969 18 | 4: 0:33.00 | SIZ | — | 6 | 37.180 | 116.497 | 1.4 | D | 228 | 0.60* | — | HSF | — | | — | | — | | 2.0 | HSF | — | | — | |
| 1969 18 | 5: 9: 5.10 | SIZ | — | 7 | 37.230 | 116.512 | 1.0 | B | 220 | 3.30 | 1.10 | HSF | — | | — | | — | | 2.4 | HSF | — | | — | |
| 1969 18 | 6: 3:12.50 | SIZ | — | 6 | 37.162 | 116.483 | 1.0 | D | 260 | 0.60* | — | HSF | — | | — | | — | | 1.8 | HSF | — | | — | |
| 1969 18 | 7:35:16.40 | SIZ | — | 6 | 37.213 | 116.495 | 0.9 | C | 214 | 0.60* | — | HSF | — | | — | | — | | 1.5 | HSF | — | | — | |
| 1969 18 | 8:22:30.90 | SIZ | — | 5 | 37.163 | 116.533 | 1.4 | D | 251 | 0.60* | — | HSF | — | | — | | — | | 1.8 | HSF | — | | — | |
| 1969 18 | 10:46:27.30 | SIZ | — | 6 | 37.163 | 116.525 | 0.9 | D | 247 | 0.60* | — | HSF | — | | — | | — | | 1.2 | HSF | — | | — | |

| DATE (UTC) | ORIGIN TIME HR MN SEC | HYPOCENTER FLAG | RMS | NO | LATITUDE | LONGITUDE | ERH | Q | GAP | DEPTH | ERZ | REF | INTENSITY I | REF | MAGNITUDE MS | REF | ML | REF | MD | REF | mb | REF | OTH | REF |
|---|---|---|---|---|---|---|---|---|---|---|---|---|---|---|---|---|---|---|---|---|---|---|---|---|
| 1969 JAN 18 | 14:26:21.70 | SIZ | — | 7 | 37.170 | 116.510 | 0.9 | D | 238 | 0.60* | — | HSF | — | | — | | — | | 2.3 | HSF | — | | — | |
| 1969 18 | 14:48:29.90 | SIZ | — | 6 | 37.233 | 116.527 | 2.0 | C | 231 | 3.10 | 1.90 | HSF | — | | — | | — | | 1.4 | HSF | — | | — | |
| 1969 18 | 15:29:29.70 | SIZ | — | 7 | 37.232 | 116.510 | 0.9 | B | 217 | 2.80 | 1.30 | HSF | — | | — | | — | | 2.3 | HSF | — | | — | |
| 1969 18 | 16:26:56.70 | SIZ | — | 6 | 37.212 | 116.505 | 1.1 | C | 221 | 0.60* | — | HSF | — | | — | | — | | 2.1 | HSF | — | | — | |
| 1969 18 | 17:49: 2.30 | SIZ | — | 6 | 37.182 | 116.467 | 0.9 | C | 210 | 0.60* | — | HSF | — | | — | | — | | 1.6 | HSF | — | | — | |
| 1969 19 | 4:15:35.80 | SIZ | — | 6 | 37.280 | 116.492 | 0.5 | B | 148 | 3.20 | 0.70 | HSF | — | | — | | — | | 2.1 | HSF | — | | — | |
| 1969 19 | 5:57:12.80 | SIZ | — | 6 | 37.262 | 116.493 | 1.3 | C | 179 | 4.90 | 1.40 | HSF | — | | — | | — | | 1.5 | HSF | — | | — | |
| 1969 19 | 7: 2:31.30 | SIZ | — | 6 | 37.200 | 116.583 | 1.9 | D | 269 | 0.60* | — | HSF | — | | — | | — | | 2.4 | HSF | — | | — | |
| 1969 19 | 7: 7: 2.50 | | — | 6 | 37.198 | 116.577 | 1.7 | D | 266 | 0.60* | — | HSF | — | | — | | — | | 2.4 | HSF | — | | — | |
| 1969 19 | 8: 7:52.90 | | — | 6 | 37.198 | 116.567 | 1.6 | D | 261 | 0.60* | — | HSF | — | | — | | — | | 1.8 | HSF | — | | — | |
| 1969 19 | 9:23:25.20 | SIZ | — | 6 | 37.168 | 116.515 | 1.0 | D | 241 | 0.60* | — | HSF | — | | — | | — | | 1.8 | HSF | — | | — | |
| 1969 19 | 13:12:47.90 | SIZ | — | 6 | 37.200 | 116.562 | 1.6 | D | 259 | 0.60* | — | HSF | — | | — | | — | | 2.2 | HSF | — | | — | |
| 1969 19 | 13:39:44.20 | SIZ | — | 6 | 37.200 | 116.553 | 1.2 | D | 255 | 0.60* | — | HSF | — | | — | | — | | 1.9 | HSF | — | | — | |
| 1969 19 | 13:51:11.00 | SIZ | — | 7 | 37.200 | 116.555 | 1.2 | D | 255 | 0.60* | — | HSF | — | | — | | — | | 2.4 | HSF | — | | — | |
| 1969 19 | 14:35:27.70 | | — | 6 | 37.195 | 116.575 | 1.7 | D | 265 | 0.60* | — | HSF | — | | — | | — | | 2.1 | HSF | — | | — | |
| 1969 19 | 17:15:25.50 | | — | 6 | 37.198 | 116.555 | 1.3 | D | 255 | 0.60* | — | HSF | — | | — | | — | | 2.0 | HSF | — | | — | |
| 1969 19 | 19:18:15.90 | | — | 6 | 37.193 | 116.585 | 1.3 | D | 270 | 0.60* | — | HSF | — | | — | | — | | 1.9 | HSF | — | | — | |
| 1969 19 | 19:33: 9.00 | | — | 6 | 37.198 | 116.558 | 1.3 | D | 258 | 0.60* | — | HSF | — | | — | | — | | 2.1 | HSF | — | | — | |
| 1969 19 | 19:49:33.80 | | — | 6 | 37.198 | 116.568 | 1.8 | D | 261 | 0.60* | — | HSF | — | | — | | — | | 2.4 | HSF | — | | — | |
| 1969 19 | 20: 3:18.50 | SIZ | — | 6 | 37.215 | 116.520 | 1.2 | D | 230 | 0.60* | — | HSF | — | | — | | — | | 1.8 | HSF | — | | — | |
| 1969 19 | 23:33:22.50 | | — | 6 | 37.198 | 116.560 | 1.8 | D | 258 | 0.60* | — | HSF | — | | — | | — | | 1.8 | HSF | — | | — | |
| 1969 20 | 2:59:59.50 | | — | 6 | 37.197 | 116.568 | 1.7 | D | 262 | 0.60* | — | HSF | — | | — | | — | | 2.1 | HSF | — | | — | |
| 1969 20 | 3:43:46.70 | | — | 6 | 37.197 | 116.572 | 2.1 | D | 264 | 0.60* | — | HSF | — | | — | | — | | 2.2 | HSF | — | | — | |
| 1969 20 | 3:46: 7.40 | | — | 6 | 37.195 | 116.565 | 1.5 | D | 260 | 0.60* | — | HSF | — | | — | | — | | 2.3 | HSF | — | | — | |
| 1969 20 | 3:49: 7.40 | | — | 5 | 37.193 | 116.567 | 1.6 | D | 261 | 0.60* | — | HSF | — | | — | | — | | 1.5 | HSF | — | | — | |
| 1969 20 | 5:52:33.30 | SIZ | — | 6 | 37.225 | 116.522 | 1.2 | D | 229 | 0.60* | — | HSF | — | | — | | — | | 2.3 | HSF | — | | — | |
| 1969 20 | 10:29:22.80 | SIZ | — | 6 | 37.190 | 116.540 | 2.2 | D | 247 | 0.60* | — | HSF | — | | — | | — | | 1.6 | HSF | — | | — | |
| 1969 20 | 13:23:23.40 | SIZ | — | 6 | 37.265 | 116.492 | 0.7 | B | 174 | 3.30 | 1.00 | HSF | — | | — | | — | | 2.7 | HSF | — | | — | |
| 1969 20 | 14:29: 0.00 | SIZ | — | — | 37.200 | 116.200 | — | | — | 0.00* | — | HSF* | — | | — | | — | | 3.2 | HSF | — | | — | |
| 1969 20 | 14:30:54.90 | SIZ | — | 6 | 37.175 | 116.505 | 1.0 | D | 233 | 0.60* | — | HSF | — | | — | | — | | 2.2 | HSF | — | | — | |
| 1969 20 | 15:44: 7.10 | SIZ | — | 5 | 37.197 | 116.543 | 3.0 | D | 286 | 0.60* | — | HSF | — | | — | | — | | 1.7 | HSF | — | | — | |
| 1969 20 | 16:49:36.40 | | — | 6 | 37.193 | 116.577 | 1.4 | D | 266 | 0.60* | — | HSF | — | | — | | — | | 1.8 | HSF | — | | — | |
| 1969 20 | 17: 9:24.00 | SIZ | — | 6 | 37.262 | 116.507 | 0.7 | B | 195 | 4.60 | 0.70 | HSF | — | | — | | — | | 2.5 | HSF | — | | — | |
| 1969 21 | 1:54:13.60 | | — | 5 | 37.195 | 116.573 | 2.3 | D | 265 | 0.60* | — | HSF | — | | — | | — | | 1.9 | HSF | — | | — | |
| 1969 21 | 7: 0:25.20 | SIZ | — | 5 | 37.195 | 116.490 | 0.7 | D | 218 | 0.60* | — | HSF | — | | — | | — | | 1.9 | HSF | — | | — | |
| 1969 21 | 8:24:41.60 | SIZ | — | 5 | 37.245 | 116.508 | 0.5 | D | 208 | 3.00* | — | HSF | — | | — | | — | | 2.7 | HSF | — | | — | |
| 1969 21 | 23:51:38.60 | SIZ | — | 5 | 37.222 | 116.523 | 0.9 | D | 230 | 0.60* | — | HSF | — | | — | | — | | 2.2 | HSF | — | | — | |
| 1969 22 | 1:51:58.80 | SIZ | — | 5 | 37.247 | 116.518 | — | D | 220 | 4.00 | — | HSF | — | | — | | — | | 2.4 | HSF | — | | — | |
| 1969 22 | 3: 4:33.30 | SIZ | — | 5 | 37.188 | 116.535 | 1.1 | D | 245 | 0.60* | — | HSF | — | | — | | — | | 1.9 | HSF | — | | — | |
| 1969 22 | 7:47:33.70 | SIZ | — | 5 | 37.200 | 116.522 | 0.5 | D | 235 | 0.60* | — | HSF | — | | — | | — | | 2.1 | HSF | — | | — | |
| 1969 22 | 8:15:21.00 | SIZ | — | 5 | 37.198 | 116.493 | 0.8 | D | 218 | 0.60* | — | HSF | — | | — | | — | | 1.6 | HSF | — | | — | |
| 1969 22 | 12:15: 4.10 | SIZ | — | 5 | 37.230 | 116.540 | — | D | 243 | 1.80 | — | HSF | — | | — | | — | | 1.8 | HSF | — | | — | |
| 1969 22 | 12:40:50.00 | SIZ | — | 5 | 37.162 | 116.533 | 1.2 | D | 251 | 0.60* | — | HSF | — | | — | | — | | 2.0 | HSF | — | | — | |
| 1969 22 | 13:24:31.30 | SIZ | — | 5 | 37.227 | 116.525 | — | D | 231 | 0.30 | — | HSF | — | | — | | — | | 1.2 | HSF | — | | — | |
| 1969 22 | 15: 0: 2.60 | SIZ | — | — | 37.000 | 116.000 | — | A | — | 20.00* | — | BRP | 5 | BRP | 4.0 | BRP | — | | — | | 4.6 | PDX | — | |
| 1969 22 | 15:45:27.50 | CSNL | — | — | 37.000 | 116.000 | — | A | — | 33.00* | — | BRP | — | | — | | — | | — | | — | | — | |
| 1969 23 | 0: 0:21.20 | SIZ | — | 7 | 37.230 | 116.513 | 1.0 | B | 221 | 2.90 | 1.30 | HSF | — | | — | | — | | 2.2 | HSF | — | | — | |
| 1969 23 | 2:28:14.20 | SIZ | — | 7 | 37.195 | 116.478 | 0.7 | C | 212 | 0.60* | — | HSF | — | | — | | — | | 1.7 | HSF | — | | — | |

SGB HISTORICAL HYPOCENTER SUMMARY 1868-1978

| DATE | ORIGIN TIME | HYPOCENTER | | | | | | | | | | | INTENSITY | | MAGNITUDE | | | | | | | | | |
|---|---|---|---|---|---|---|---|---|---|---|---|---|---|---|---|---|---|---|---|---|---|---|---|---|
| (UTC) | HR MN SEC | FLAG | RMS | NO | LATITUDE | LONGITUDE | ERH | Q | GAP | DEPTH | ERZ | REF | I | REF | MS | REF | ML | REF | MD | REF | mb | REF | OTH | REF |
| 1969 JAN 23 | 3:12: 2.40 | SIZ | — | 7 | 37.230 | 116.517 | 0.9 | B | 223 | 2.90 | 1.10 | HSF | — | | — | | — | | 2.5 | HSF | — | | — | |
| 1969 23 | 3:36:55.50 | SIZ | — | 7 | 37.185 | 116.512 | 0.7 | D | 233 | 0.60* | — | HSF | — | | — | | — | | 2.4 | HSF | — | | — | |
| 1969 23 | 6:24:48.90 | SIZ | — | 6 | 37.200 | 116.530 | 0.7 | D | 240 | 0.60* | — | HSF | — | | — | | — | | 1.4 | HSF | — | | — | |
| 1969 23 | 7:28:39.30 | SIZ | — | 5 | 37.230 | 116.498 | — | D | 207 | 3.40 | — | HSF | — | | — | | — | | 1.9 | HSF | — | | — | |
| 1969 23 | 12:14:11.60 | SIZ | — | 6 | 37.220 | 116.523 | 1.3 | D | 231 | 0.60* | — | HSF | — | | — | | — | | 1.6 | HSF | — | | — | |
| 1969 23 | 15: 8:35.10 | SIZ | — | 5 | 37.265 | 116.503 | — | D | 188 | 6.80 | — | HSF | — | | — | | — | | 1.5 | HSF | — | | — | |
| 1969 23 | 15:13:47.70 | SIZ | — | 7 | 37.203 | 116.553 | 1.2 | D | 254 | 0.60* | — | HSF | — | | — | | — | | 2.5 | HSF | — | | — | |
| 1969 23 | 16:33:29.70 | SIZ | — | 6 | 37.195 | 116.485 | 0.8 | C | 215 | 0.60* | — | HSF | — | | — | | — | | 1.7 | HSF | — | | — | |
| 1969 23 | 17:15:51.90 | SIZ | — | 7 | 37.202 | 116.553 | 1.1 | D | 253 | 0.60* | — | HSF | — | | — | | — | | 2.4 | HSF | — | | — | |
| 1969 23 | 17:37:19.60 | SIZ | — | 7 | 37.202 | 116.545 | 1.1 | D | 249 | 0.60* | — | HSF | — | | — | | — | | 2.2 | HSF | — | | — | |
| 1969 23 | 18:25:57.90 | SIZ | — | 5 | 37.203 | 116.552 | 1.9 | D | 252 | 0.60* | — | HSF | — | | — | | — | | 1.9 | HSF | — | | — | |
| 1969 24 | 0:36:46.20 | SIZ | — | 5 | 37.262 | 116.470 | — | D | 157 | 3.40 | — | HSF | — | | — | | — | | 1.7 | HSF | — | | — | |
| 1969 24 | 1: 0:46.60 | SIZ | — | 6 | 37.217 | 116.477 | 0.8 | D | 251 | 0.60* | — | HSF | — | | — | | — | | 2.1 | HSF | — | | — | |
| 1969 24 | 1:54:46.00 | SIZ | — | 7 | 37.232 | 116.513 | 1.1 | C | 221 | 2.70 | 1.40 | HSF | — | | — | | — | | 1.9 | HSF | — | | — | |
| 1969 24 | 5:10:58.70 | SIZ | — | 6 | 37.230 | 116.517 | 1.4 | C | 223 | 3.20 | 1.50 | HSF | — | | — | | — | | 1.4 | HSF | — | | — | |
| 1969 24 | 6:31:16.80 | SIZ | — | 7 | 37.207 | 116.517 | 0.7 | D | 230 | 0.60* | — | HSF | — | | — | | — | | 1.9 | HSF | — | | — | |
| 1969 24 | 7:26: 5.00 | SIZ | — | 6 | 37.202 | 116.518 | 0.9 | D | 233 | 0.60* | — | HSF | — | | — | | — | | 1.4 | HSF | — | | — | |
| 1969 24 | 9:56:47.30 | SIZ | — | 6 | 37.243 | 116.528 | 1.1 | C | 231 | 4.80 | 1.00 | HSF | — | | — | | — | | 1.3 | HSF | — | | — | |
| 1969 24 | 11:45:21.50 | SIZ | — | 7 | 37.202 | 116.552 | 1.3 | D | 253 | 0.60* | — | HSF | — | | — | | — | | 2.9 | HSF | — | | — | |
| 1969 24 | 12:40:31.30 | SIZ | — | 7 | 37.200 | 116.558 | 1.4 | D | 256 | 0.60* | — | HSF | — | | — | | — | | 1.6 | HSF | — | | — | |
| 1969 24 | 12:51:32.70 | SIZ | — | 7 | 37.192 | 116.513 | 0.9 | D | 232 | 0.60* | — | HSF | — | | — | | — | | 1.3 | HSF | — | | — | |
| 1969 24 | 13:28:33.00 | SIZ | — | 7 | 37.207 | 116.548 | 1.4 | D | 251 | 0.60* | — | HSF | — | | — | | — | | 1.5 | HSF | — | | — | |
| 1969 24 | 14:48:20.10 | SIZ | — | 5 | 37.238 | 116.532 | — | D | 236 | 4.50 | — | HSF | — | | — | | — | | 1.5 | HSF | — | | — | |
| 1969 24 | 14:52: 1.90 | SIZ | — | 6 | 37.203 | 116.548 | 1.6 | D | 250 | 0.60* | — | HSF | — | | — | | — | | 1.4 | HSF | — | | — | |
| 1969 24 | 17:27:49.80 | SIZ | — | 7 | 37.245 | 116.508 | 1.1 | C | 208 | 4.20 | 1.30 | HSF | — | | — | | — | | 2.2 | HSF | — | | — | |
| 1969 24 | 17:40:20.40 | | — | 6 | 37.198 | 116.567 | 1.9 | D | 261 | 0.60* | — | HSF | — | | — | | — | | 1.8 | HSF | — | | — | |
| 1969 24 | 19:36:26.50 | SIZ | — | 6 | 37.200 | 116.573 | 1.8 | D | 264 | 0.60* | — | HSF | — | | — | | — | | 2.0 | HSF | — | | — | |
| 1969 24 | 21:47:51.10 | SIZ | — | 5 | 37.200 | 116.545 | 1.9 | D | 249 | 0.60* | — | HSF | — | | — | | — | | 1.9 | HSF | — | | — | |
| 1969 25 | 7:21:14.50 | SIZ | — | 7 | 37.205 | 116.548 | 1.4 | D | 251 | 0.60 | — | HSF | — | | — | | — | | 2.0 | HSF | — | | — | |
| 1969 25 | 7:35: 2.70 | SIZ | — | 7 | 37.203 | 116.548 | 1.2 | D | 250 | 0.60* | — | HSF | — | | — | | — | | 1.7 | HSF | — | | — | |
| 1969 25 | 10:23:34.40 | SIZ | — | 7 | 37.200 | 116.552 | 1.2 | D | 253 | 0.60* | — | HSF | — | | — | | — | | 2.4 | HSF | — | | — | |
| 1969 25 | 10:31: 8.40 | SIZ | — | 6 | 37.198 | 116.525 | 2.0 | D | 279 | 0.60* | — | HSF | — | | — | | — | | 2.0 | HSF | — | | — | |
| 1969 25 | 10:59: 7.00 | SIZ | — | 7 | 37.208 | 116.552 | 1.3 | D | 253 | 0.60* | — | HSF | — | | — | | — | | 2.2 | HSF | — | | — | |
| 1969 25 | 12:45:11.10 | SIZ | — | 6 | 37.203 | 116.515 | 1.0 | D | 230 | 0.60* | — | HSF | — | | — | | — | | 1.6 | HSF | — | | — | |
| 1969 25 | 17:18:49.80 | SIZ | — | 7 | 37.202 | 116.515 | 0.7 | D | 231 | 0.60* | — | HSF | — | | — | | — | | 2.7 | HSF | — | | — | |
| 1969 26 | 0:56: 5.70 | SIZ | — | 7 | 37.200 | 116.518 | 0.7 | D | 232 | 0.60* | — | HSF | — | | — | | — | | 2.4 | HSF | — | | — | |
| 1969 26 | 3: 9:42.40 | SIZ | — | 7 | 37.200 | 116.513 | 0.8 | D | 230 | 0.60* | — | HSF | — | | — | | — | | 2.5 | HSF | — | | — | |
| 1969 26 | 5: 8:36.70 | SIZ | — | 7 | 37.153 | 116.510 | 1.0 | D | 244 | 0.60* | — | HSF | — | | — | | — | | 1.9 | HSF | — | | — | |
| 1969 27 | 3:20:32.00 | | — | 6 | 37.198 | 116.572 | 1.7 | D | 264 | 0.60* | — | HSF | — | | — | | — | | 2.1 | HSF | — | | — | |
| 1969 27 | 6: 0:57.60 | SIZ | — | 7 | 37.190 | 116.527 | 0.8 | D | 241 | 0.60* | — | HSF | — | | — | | — | | 1.8 | HSF | — | | — | |
| 1969 27 | 7: 5:35.10 | SIZ | — | 7 | 37.213 | 116.557 | 1.7 | D | 255 | 0.60* | — | HSF | — | | — | | — | | 2.0 | HSF | — | | — | |
| 1969 27 | 7:14: 6.50 | SIZ | — | 7 | 37.212 | 116.552 | 1.6 | D | 253 | 0.60* | — | HSF | — | | — | | — | | 2.3 | HSF | — | | — | |
| 1969 27 | 11:26:51.30 | SIZ | — | 7 | 37.220 | 116.515 | 0.9 | C | 224 | 0.60* | — | HSF | — | | — | | — | | 2.1 | HSF | — | | — | |
| 1969 27 | 13: 2:20.70 | SIZ | — | 6 | 37.232 | 116.493 | 1.2 | C | 202 | 3.90 | 1.70 | HSF | — | | — | | — | | 1.8 | HSF | — | | — | |
| 1969 27 | 18:42:48.90 | SIZ | — | 5 | 37.215 | 116.525 | 0.5 | D | 233 | 0.60* | — | HSF | — | | — | | — | | 1.8 | HSF | — | | — | |
| 1969 28 | 6:15:48.90 | SIZ | — | 5 | 37.215 | 116.525 | 0.7 | D | 234 | 0.60* | — | HSF | — | | — | | — | | 1.8 | HSF | — | | — | |
| 1969 28 | 7:32:18.00 | SIZ | — | 6 | 37.248 | 116.505 | 1.0 | C | 203 | 3.10 | 1.30 | HSF | — | | — | | — | | 1.9 | HSF | — | | — | |
| 1969 28 | 7:59:47.20 | | — | 6 | 37.102 | 116.578 | 2.8 | D | 280 | 0.60* | — | HSF | — | | — | | — | | 1.9 | HSF | — | | — | |

| DATE (UTC) | ORIGIN TIME HR MN SEC | HYPOCENTER FLAG | RMS | NO | LATITUDE | LONGITUDE | ERH | Q | GAP | DEPTH | ERZ | REF | INTENSITY I | REF | MAGNITUDE MS | REF | ML | REF | MD | REF | mb | REF | OTH | REF |
|---|---|---|---|---|---|---|---|---|---|---|---|---|---|---|---|---|---|---|---|---|---|---|---|---|
| 1969 JAN 28 | 9:26:31.30 | SIZ | — | 5 | 37.243 | 116.510 | — | D | 212 | 2.80 | — | HSF | — | | — | | — | | 1.7 | HSF | — | | — | |
| 1969 28 | 9:28:43.90 | SIZ | — | 6 | 37.197 | 116.522 | 1.3 | D | 236 | 0.60* | — | HSF | — | | — | | — | | 1.9 | HSF | — | | — | |
| 1969 28 | 14:10:17.80 | SIZ | — | 7 | 37.197 | 116.520 | 0.8 | D | 234 | 0.60* | — | HSF | — | | — | | — | | 2.2 | HSF | — | | — | |
| 1969 29 | 2:30:52.10 | SIZ | — | 7 | 37.197 | 116.492 | 0.4 | C | 218 | 0.60* | — | HSF | — | | — | | — | | 2.2 | HSF | — | | — | |
| 1969 29 | 4:38:52.60 | SIZ | — | 5 | 37.298 | 116.447 | — | D | 158 | 3.30 | — | HSF | — | | — | | — | | 1.5 | HSF | — | | — | |
| 1969 29 | 8: 2:17.10 | SIZ | — | 7 | 37.200 | 116.517 | 0.7 | D | 232 | 0.60* | — | HSF | — | | — | | — | | 2.5 | HSF | — | | — | |
| 1969 29 | 12:52:37.10 | | — | 6 | 37.228 | 116.647 | 4.2 | D | 299 | 0.60* | — | HSF | — | | — | | — | | 2.3 | HSF | — | | — | |
| 1969 29 | 13:32:48.34 | | — | — | 37.354 | 116.706 | — | | — | 8.00* | — | GOY | — | | — | | — | | 3.1 | HSF | 3.9 | PDX | 3.9 | GOY |
| 1969 29 | 19:24:50.40 | SIZ | — | 7 | 37.212 | 116.532 | 1.3 | D | 239 | 0.60* | — | HSF | — | | — | | — | | 2.4 | HSF | — | | — | |
| 1969 29 | 20:56:51.40 | SIZ | — | 6 | 37.242 | 116.488 | 1.1 | C | 190 | 1.60 | 5.10 | HSF | — | | — | | — | | 1.9 | HSF | — | | — | |
| 1969 29 | 22:31: 4.70 | SIZ | — | 7 | 37.200 | 116.555 | 1.3 | D | 255 | 0.60* | — | HSF | — | | — | | — | | 1.9 | HSF | — | | — | |
| 1969 29 | 23: 3: 7.70 | SIZ | — | 7 | 37.248 | 116.523 | 1.4 | C | 224 | 5.00 | 4.10 | HSF | — | | — | | — | | 2.6 | HSF | — | | — | |
| 1969 29 | 23:59:39.90 | SIZ | — | 7 | 37.255 | 116.502 | 0.7 | B | 193 | 2.50 | 1.00 | HSF | — | | — | | — | | 2.4 | HSF | — | | — | |
| 1969 30 | 0:40:46.50 | SIZ | — | 7 | 37.205 | 116.517 | 0.6 | D | 230 | 0.60* | — | HSF | — | | — | | — | | 2.1 | HSF | — | | — | |
| 1969 30 | 1: 3:54.50 | SIZ | — | 6 | 37.278 | 116.490 | 0.5 | B | 150 | 2.90 | 0.80 | HSF | — | | — | | — | | 2.3 | HSF | — | | — | |
| 1969 30 | 6:19:18.00 | SIZ | — | 7 | 37.258 | 116.517 | 1.3 | C | 211 | 6.30 | 3.20 | HSF | — | | — | | — | | 2.0 | HSF | — | | — | |
| 1969 30 | 6:20:10.60 | SIZ | — | 5 | 37.270 | 116.530 | — | D | 230 | 9.70 | — | HSF | — | | — | | — | | 1.7 | HSF | — | | — | |
| 1969 30 | 6:45:18.30 | SIZ | — | 7 | 37.207 | 116.513 | 0.7 | D | 228 | 0.60* | — | HSF | — | | — | | — | | 1.6 | HSF | — | | — | |
| 1969 30 | 8:45:36.90 | SIZ | — | 6 | 37.198 | 116.513 | 0.8 | D | 230 | 0.60* | — | HSF | — | | — | | — | | 1.6 | HSF | — | | — | |
| 1969 30 | 14:56:33.20 | SIZ | — | 7 | 37.245 | 116.510 | 0.9 | C | 210 | 3.00* | — | HSF | — | | — | | — | | 2.5 | HSF | — | | — | |
| 1969 30 | 18:24:34.70 | SIZ | — | 7 | 37.200 | 116.520 | 0.9 | D | 234 | 0.60* | — | HSF | — | | — | | — | | 2.2 | HSF | — | | — | |
| 1969 30 | 18:58:35.00 | SIZ | — | 6 | 37.220 | 116.515 | 1.1 | C | 225 | 0.60* | — | HSF | — | | — | | — | | 2.0 | HSF | — | | — | |
| 1969 30 | 23:22:29.00 | SIZ | — | 7 | 37.218 | 116.517 | 0.7 | D | 227 | 0.60* | — | HSF | — | | — | | — | | 1.9 | HSF | — | | — | |
| 1969 30 | 23:38: 2.00 | SIZ | — | 6 | 37.258 | 116.502 | 1.2 | C | 192 | 3.40 | 1.60 | HSF | — | | — | | — | | 2.1 | HSF | — | | — | |
| 1969 31 | 2: 2:18.50 | SIZ | — | 7 | 37.200 | 116.518 | 1.2 | D | 232 | 0.60* | — | HSF | — | | — | | — | | 2.2 | HSF | — | | — | |
| 1969 31 | 3:58:45.20 | SIZ | — | 6 | 37.198 | 116.518 | 1.0 | D | 234 | 0.60* | — | HSF | — | | — | | — | | 1.8 | HSF | — | | — | |
| 1969 31 | 5:29: 5.30 | SIZ | — | 5 | 37.197 | 116.512 | 0.9 | D | 231 | 0.60* | — | HSF | — | | — | | — | | 1.7 | HSF | — | | — | |
| 1969 31 | 8: 1:18.50 | SIZ | — | 8 | 37.252 | 116.503 | 0.6 | B | 199 | 2.90 | 0.70 | HSF | — | | — | | — | | 2.5 | HSF | — | | — | |
| 1969 31 | 13:18:37.80 | SIZ | — | 6 | 37.247 | 116.497 | 0.8 | B | 195 | 2.70 | 1.30 | HSF | — | | — | | — | | 1.6 | HSF | — | | — | |
| 1969 31 | 15:34:40.10 | SIZ | — | 6 | 37.203 | 116.502 | 0.8 | C | 221 | 0.60* | — | HSF | — | | — | | — | | 1.8 | HSF | — | | — | |
| 1969 31 | 15:44:58.00 | SIZ | — | 6 | 37.202 | 116.550 | 1.4 | D | 252 | 0.60* | — | HSF | — | | — | | — | | 2.0 | HSF | — | | — | |
| 1969 31 | 15:52:50.10 | SIZ | — | 6 | 37.202 | 116.570 | 2.3 | D | 263 | 0.60* | — | HSF | — | | — | | — | | 1.9 | HSF | — | | — | |
| 1969 31 | 16: 8: 0.60 | SIZ | — | 6 | 37.202 | 116.552 | 1.7 | D | 253 | 0.60* | — | HSF | — | | — | | — | | 1.8 | HSF | — | | — | |
| 1969 31 | 16:21:43.10 | SIZ | — | 6 | 37.265 | 116.488 | 0.4 | C | 170 | 3.00* | — | HSF | — | | — | | — | | 1.8 | HSF | — | | — | |
| 1969 31 | 22:56:41.90 | SIZ | — | 7 | 37.193 | 116.507 | 0.9 | D | 229 | 0.60* | — | HSF | — | | — | | — | | 2.3 | HSF | — | | — | |
| 1969 FEB 1 | 2:18:50.50 | SIZ | — | 7 | 37.197 | 116.518 | 0.7 | D | 234 | 0.60* | — | HSF | — | | — | | — | | 2.0 | HSF | — | | — | |
| 1969 1 | 10: 5:31.70 | SIZ | — | 6 | 37.248 | 116.517 | 1.7 | C | 216 | 3.40 | 2.30 | HSF | — | | — | | — | | 1.2 | HSF | — | | — | |
| 1969 1 | 16:12: 2.00 | SIZ | — | 6 | 37.232 | 116.513 | 1.2 | C | 219 | 2.50 | 4.80 | HSF | — | | — | | — | | 1.6 | HSF | — | | — | |
| 1969 1 | 16:49: 4.70 | | — | 7 | 37.162 | 116.570 | 1.5 | D | 266 | 0.60* | — | HSF | — | | — | | — | | 2.8 | HSF | — | | — | |
| 1969 1 | 22:32:37.90 | SIZ | — | 7 | 37.207 | 116.510 | 0.7 | D | 227 | 0.60* | — | HSF | — | | — | | — | | 2.6 | HSF | — | | — | |
| 1969 1 | 23:31:16.40 | SIZ | — | 7 | 37.250 | 116.527 | 1.8 | D | 229 | 5.10 | 8.50 | HSF | — | | — | | — | | 2.1 | HSF | — | | — | |
| 1969 1 | 23:44:54.80 | SIZ | — | 5 | 37.238 | 116.488 | — | D | 193 | 6.20 | — | HSF | — | | — | | — | | 2.0 | HSF | — | | — | |
| 1969 2 | 2:11:56.80 | SIZ | — | 5 | 37.242 | 116.522 | 1.6 | D | 225 | 3.00* | — | HSF | — | | — | | — | | 1.6 | HSF | — | | — | |
| 1969 2 | 8:25:22.60 | SIZ | — | 6 | 37.275 | 116.488 | 0.6 | B | 155 | 3.00 | 0.80 | HSF | — | | — | | — | | 3.5 | HSF | — | | — | |
| 1969 2 | 8:27: 0.00 | SIZ | — | — | 37.200 | 116.200 | — | | — | 0.00* | — | HSF* | — | | — | | — | | 3.2 | HSF | — | | — | |
| 1969 2 | 8:48: 0.40 | SIZ | — | 5 | 37.275 | 116.490 | — | D | 157 | 2.90 | — | HSF | — | | — | | — | | 1.6 | HSF | — | | — | |
| 1969 2 | 10:28:58.70 | SIZ | — | 6 | 37.202 | 116.522 | 1.3 | D | 234 | 0.60* | — | HSF | — | | — | | — | | 2.2 | HSF | — | | — | |
| 1969 2 | 12:22:14.90 | SIZ | — | 6 | 37.250 | 116.512 | 1.0 | C | 209 | 4.60 | 1.10 | HSF | — | | — | | — | | 2.3 | HSF | — | | — | |

SGB HISTORICAL HYPOCENTER SUMMARY 1868-1978

| DATE (UTC) | ORIGIN TIME HR MN SEC | HYPOCENTER FLAG | RMS | NO | LATITUDE | LONGITUDE | ERH | Q | GAP | DEPTH | ERZ | REF | INTENSITY I | REF | MAGNITUDE MS | REF | ML | REF | MD | REF | mb | REF | OTH | REF |
|---|---|---|---|---|---|---|---|---|---|---|---|---|---|---|---|---|---|---|---|---|---|---|---|---|
| 1969 FEB 2 | 12:59:38.50 | SIZ | — | 6 | 37.240 | 116.518 | 0.9 | B | 223 | 4.20 | 1.00 | HSF | — | | — | | — | | 1.6 | HSF | — | | — | |
| 1969 2 | 13:40:26.50 | SIZ | — | 7 | 37.270 | 116.488 | 0.4 | C | 163 | 3.00* | — | HSF | — | | — | | — | | 2.8 | HSF | — | | — | |
| 1969 2 | 18:30:25.40 | SIZ | — | 5 | 37.200 | 116.513 | 1.1 | D | 230 | 0.60* | — | HSF | — | | — | | — | | 2.0 | HSF | — | | — | |
| 1969 2 | 18:42: 6.60 | SIZ | — | 7 | 37.255 | 116.502 | 1.2 | C | 195 | 4.00 | 1.40 | HSF | — | | — | | — | | 2.3 | HSF | — | | — | |
| 1969 2 | 19:15:40.80 | SIZ | — | 7 | 37.243 | 116.528 | 1.6 | C | 230 | 6.20 | 5.00 | HSF | — | | — | | — | | 2.9 | HSF | — | | — | |
| 1969 2 | 19:21: 7.20 | SIZ | — | 5 | 37.267 | 116.492 | — | D | 172 | 3.20 | — | HSF | — | | — | | — | | 2.1 | HSF | — | | — | |
| 1969 2 | 21: 8: 0.90 | SIZ | — | 6 | 37.253 | 116.498 | 0.7 | C | 192 | 2.20 | 3.10 | HSF | — | | — | | — | | 1.6 | HSF | — | | — | |
| 1969 3 | 1:11:57.50 | SIZ | — | 6 | 37.252 | 116.485 | 1.6 | C | 179 | 5.40 | 5.70 | HSF | — | | — | | — | | 2.4 | HSF | — | | — | |
| 1969 3 | 15:41:54.70 | SIZ | — | 7 | 37.198 | 116.517 | 0.7 | D | 232 | 0.60* | — | HSF | — | | — | | — | | 2.1 | HSF | — | | — | |
| 1969 4 | 1:32:40.90 | SIZ | — | 5 | 37.202 | 116.538 | 1.1 | D | 245 | 0.60* | — | HSF | — | | — | | — | | 1.6 | HSF | — | | — | |
| 1969 4 | 5:59:53.20 | SIZ | — | 6 | 37.233 | 116.533 | 1.2 | C | 237 | 4.40 | 1.30 | HSF | — | | — | | — | | 1.2 | HSF | — | | — | |
| 1969 4 | 6: 0: 4.60 | SIZ | — | 6 | 37.235 | 116.527 | 1.2 | C | 231 | 4.30 | 1.30 | HSF | — | | — | | — | | 1.3 | HSF | — | | — | |
| 1969 4 | 8: 3:47.40 | SIZ | — | 5 | 37.233 | 116.528 | — | D | 233 | 2.50 | — | HSF | — | | — | | — | | 1.6 | HSF | — | | — | |
| 1969 4 | 9:31: 8.40 | SIZ | — | 5 | 37.198 | 116.522 | 1.9 | D | 235 | 0.60* | — | HSF | — | | — | | — | | 1.7 | HSF | — | | — | |
| 1969 4 | 12: 3:56.80 | SIZ | — | 7 | 37.232 | 116.515 | 1.2 | C | 222 | 2.80 | 1.50 | HSF | — | | — | | — | | 1.8 | HSF | — | | — | |
| 1969 4 | 15: 0: 1.18 | SIZ | — | — | 37.023 | 115.955 | — | | — | 8.00* | — | GDY | — | | — | | — | | — | | — | | 3.7 | GDY |
| 1969 4 | 21:17: 5.80 | SIZ | — | 5 | 37.273 | 116.492 | — | D | 162 | 3.40 | — | HSF | — | | — | | — | | 2.4 | HSF | — | | — | |
| 1969 6 | 9:13:10.20 | SIZ | — | 5 | 37.257 | 116.510 | — | D | 202 | 4.30 | — | HSF | — | | — | | — | | 1.6 | HSF | — | | — | |
| 1969 6 | 9:52:51.60 | SIZ | — | 6 | 37.245 | 116.515 | 1.0 | C | 217 | 3.00* | — | HSF | — | | — | | — | | 1.8 | HSF | — | | — | |
| 1969 7 | 17: 7: 7.70 | SIZ | — | 6 | 37.227 | 116.470 | 0.5 | B | 186 | 2.60 | 0.70 | HSF | — | | — | | — | | 2.3 | HSF | — | | — | |
| 1969 8 | 3:18: 6.40 | SIZ | — | 7 | 37.207 | 116.515 | 0.7 | D | 229 | 0.60* | — | HSF | — | | — | | — | | 2.5 | HSF | — | | — | |
| 1969 8 | 4: 7:56.00 | SIZ | — | 7 | 37.207 | 116.512 | 0.8 | D | 227 | 0.60* | — | HSF | — | | — | | — | | 2.7 | HSF | — | | — | |
| 1969 8 | 4:38: 1.60 | SIZ | — | 6 | 37.200 | 116.527 | 0.6 | D | 238 | 0.60* | — | HSF | — | | — | | — | | 1.4 | HSF | — | | — | |
| 1969 8 | 5:48:30.40 | SIZ | — | 7 | 37.207 | 116.513 | 0.8 | D | 228 | 0.60* | — | HSF | — | | — | | — | | 1.6 | HSF | — | | — | |
| 1969 8 | 6:36:40.60 | SIZ | — | 6 | 37.200 | 116.518 | 1.2 | D | 234 | 0.60* | — | HSF | — | | — | | — | | 2.2 | HSF | — | | — | |
| 1969 8 | 10:52:43.40 | SIZ | — | 6 | 37.203 | 116.577 | 1.9 | D | 266 | 0.60* | — | HSF | — | | — | | — | | 1.6 | HSF | — | | — | |
| 1969 8 | 10:56:48.60 | SIZ | — | 6 | 37.245 | 116.523 | 1.4 | C | 225 | 4.20 | 1.50 | HSF | — | | — | | — | | 1.7 | HSF | — | | — | |
| 1969 8 | 12:32:24.00 | SIZ | — | 7 | 37.207 | 116.512 | 0.9 | D | 227 | 0.60* | — | HSF | — | | — | | — | | 1.8 | HSF | — | | — | |
| 1969 8 | 16:59:38.10 | SIZ | — | 6 | 37.207 | 116.513 | 1.4 | D | 228 | 0.60* | — | HSF | — | | — | | — | | 1.5 | HSF | — | | — | |
| 1969 8 | 19: 4:29.30 | SIZ | — | 6 | 37.263 | 116.505 | 2.0 | C | 192 | 6.90 | 6.00 | HSF | — | | — | | — | | 1.8 | HSF | — | | — | |
| 1969 8 | 19:49: 6.20 | SIZ | — | 6 | 37.225 | 116.492 | 1.1 | C | 205 | 3.70 | 1.20 | HSF | — | | — | | — | | 1.6 | HSF | — | | — | |
| 1969 9 | 0:51: 4.00 | SIZ | — | 6 | 37.213 | 116.513 | 0.9 | C | 225 | 0.60* | — | HSF | — | | — | | — | | 1.4 | HSF | — | | — | |
| 1969 9 | 8:56:25.60 | SIZ | — | 7 | 37.202 | 116.518 | 0.7 | D | 232 | 0.60* | — | HSF | — | | — | | — | | 2.3 | HSF | — | | — | |
| 1969 9 | 12:48:17.50 | SIZ | — | 6 | 37.243 | 116.502 | 0.4 | B | 203 | 1.00 | 1.30 | HSF | — | | — | | — | | 1.8 | HSF | — | | — | |
| 1969 9 | 13:15:42.50 | SIZ | — | 7 | 37.248 | 116.498 | 0.6 | B | 195 | 2.50 | 1.00 | HSF | — | | — | | — | | 2.3 | HSF | — | | — | |
| 1969 9 | 14:11:18.50 | SIZ | — | 5 | 37.200 | 116.533 | 1.1 | D | 242 | 0.60* | — | HSF | — | | — | | — | | 1.4 | HSF | — | | — | |
| 1969 10 | 2:18:46.10 | SIZ | — | 5 | 37.203 | 116.570 | 2.5 | D | 263 | 0.60* | — | HSF | — | | — | | — | | 1.3 | HSF | — | | — | |
| 1969 10 | 3:20: 1.00 | SIZ | — | 6 | 37.232 | 116.472 | 0.3 | B | 184 | 2.80 | 0.40 | HSF | — | | — | | — | | 2.1 | HSF | — | | — | |
| 1969 10 | 12:27:16.20 | SIZ | — | 6 | 37.282 | 116.532 | 3.5 | D | 244 | 5.50 | 4.90 | HSF | — | | — | | — | | 1.6 | HSF | — | | — | |
| 1969 10 | 14:56:51.30 | SIZ | — | 5 | 37.213 | 116.522 | 0.9 | D | 232 | 0.60* | — | HSF | — | | — | | — | | 1.0 | HSF | — | | — | |
| 1969 12 | 23: 1:25.90 | SIZ | — | 5 | 37.252 | 116.518 | — | D | 235 | 4.90 | — | HSF | — | | — | | — | | 2.4 | HSF | — | | — | |
| 1969 13 | 5:18:32.70 | SIZ | — | 6 | 37.235 | 116.522 | 1.2 | C | 243 | 2.10 | 4.40 | HSF | — | | — | | — | | 2.1 | HSF | — | | — | |
| 1969 13 | 7:20: 6.60 | SIZ | — | 5 | 37.195 | 116.522 | 1.5 | D | 254 | 0.60* | — | HSF | — | | — | | — | | 1.3 | HSF | — | | — | |
| 1969 13 | 9:33:51.60 | SIZ | — | 5 | 37.220 | 116.518 | 1.6 | D | 246 | 0.60* | — | HSF | — | | — | | — | | 2.3 | HSF | — | | — | |
| 1969 13 | 22:37:44.13 | | — | — | 35.758 | 117.488 | — | C | — | 1.00* | — | PAS | 1 | BRP | 2.4 | BRP | 3.4 | PAS | — | | — | | — | |
| 1969 14 | 2: 9:58.70 | SIZ | — | 5 | 37.242 | 116.513 | 1.9 | D | 234 | 3.00* | — | HSF | — | | — | | — | | 2.4 | HSF | — | | — | |
| 1969 14 | 10:55:44.70 | SIZ | — | 5 | 37.247 | 116.502 | — | D | 221 | 3.00 | — | HSF | — | | — | | — | | 2.2 | HSF | — | | — | |
| 1969 14 | 14:17:29.90 | SIZ | — | 5 | 37.223 | 116.522 | 2.1 | D | 246 | 0.60* | — | HSF | — | | — | | — | | 1.2 | HSF | — | | — | |

| DATE (UTC) | ORIGIN TIME HR MN SEC | HYPOCENTER FLAG | RMS | NO | LATITUDE | LONGITUDE | ERH | Q | GAP | DEPTH | ERZ | REF | INTENSITY I | REF | MAGNITUDE MS | REF | ML | REF | MD | REF | mb | REF | OTH | REF |
|---|---|---|---|---|---|---|---|---|---|---|---|---|---|---|---|---|---|---|---|---|---|---|---|---|
| 1969 FEB 14 | 15:11:35.10 | SIZ | — | 5 | 37.190 | 116.528 | 1.8 | D | 259 | 0.60* | — | HSF | — | | — | | — | | 2.1 | HSF | — | | — | |
| 1969 15 | 8:15:27.30 | SIZ | — | 5 | 37.225 | 116.520 | 1.9 | D | 245 | 0.60* | — | HSF | — | | — | | — | | 2.2 | HSF | — | | — | |
| 1969 15 | 11:31:18.30 | SIZ | — | 5 | 37.222 | 116.520 | 2.1 | D | 246 | 0.60* | — | HSF | — | | — | | — | | 2.8 | HSF | — | | — | |
| 1969 15 | 19:40:48.90 | SIZ | — | 5 | 37.223 | 116.520 | 1.9 | D | 246 | 0.60* | — | HSF | — | | — | | — | | 2.0 | HSF | — | | — | |
| 1969 16 | 1: 1:46.80 | SIZ | — | 5 | 37.255 | 116.505 | — | D | 217 | 4.60 | — | HSF | — | | — | | — | | 1.6 | HSF | — | | — | |
| 1969 16 | 4: 5: 1.60 | SIZ | — | 5 | 37.210 | 116.545 | 3.1 | D | 265 | 0.60* | — | HSF | — | | — | | — | | 1.6 | HSF | — | | — | |
| 1969 16 | 7:11:16.80 | | — | 5 | 37.198 | 116.560 | 2.8 | D | 273 | 0.60* | — | HSF | — | | — | | — | | 2.2 | HSF | — | | — | |
| 1969 16 | 14: 3:41.60 | SIZ | — | 5 | 37.225 | 116.518 | 1.8 | D | 245 | 0.60* | — | HSF | — | | — | | — | | 2.2 | HSF | — | | — | |
| 1969 16 | 22:19:49.40 | SIZ | — | 5 | 37.203 | 116.502 | 0.8 | D | 242 | 0.60* | — | HSF | — | | — | | — | | 2.3 | HSF | — | | — | |
| 1969 17 | 11:36:40.30 | SIZ | — | 5 | 37.208 | 116.520 | 1.8 | D | 250 | 0.60* | — | HSF | — | | — | | — | | 2.2 | HSF | — | | — | |
| 1969 17 | 13:24:31.00 | SIZ | — | 5 | 37.208 | 116.517 | 1.8 | D | 248 | 0.60* | — | HSF | — | | — | | — | | 2.5 | HSF | — | | — | |
| 1969 17 | 13:25:39.60 | SIZ | — | 5 | 37.208 | 116.535 | 1.9 | D | 259 | 0.60* | — | HSF | — | | — | | — | | 2.4 | HSF | — | | — | |
| 1969 17 | 14:51:36.90 | SIZ | — | 5 | 37.235 | 116.495 | — | D | 222 | 2.90 | — | HSF | — | | — | | — | | 2.0 | HSF | — | | — | |
| 1969 17 | 15:18: 6.40 | SIZ | — | 5 | 37.208 | 116.515 | 1.9 | D | 246 | 0.60* | — | HSF | — | | — | | — | | 2.4 | HSF | — | | — | |
| 1969 18 | 5:47:27.60 | SIZ | — | 6 | 37.235 | 116.527 | 1.3 | C | 232 | 4.40 | 1.40 | HSF | — | | — | | — | | 2.0 | HSF | — | | — | |
| 1969 18 | 6:27:12.80 | SIZ | — | 7 | 37.217 | 116.513 | 0.8 | C | 225 | 0.60* | — | HSF | — | | — | | — | | 2.1 | HSF | — | | — | |
| 1969 18 | 14:58: 4.14 | | — | — | 35.769 | 117.671 | — | B | — | 1.00* | — | PAS | — | | 1.5 | BRP | 2.7 | PAS | — | | — | | — | |
| 1969 18 | 16:37:58.60 | SIZ | — | 7 | 37.252 | 116.502 | 0.8 | C | 196 | 3.00* | — | HSF | — | | — | | — | | 2.1 | HSF | — | | — | |
| 1969 19 | 9:11:38.40 | SIZ | — | 6 | 37.265 | 116.485 | 0.4 | C | 166 | 3.00* | — | HSF | — | | — | | — | | 2.5 | HSF | — | | — | |
| 1969 19 | 10:50:27.60 | SIZ | — | 7 | 37.213 | 116.515 | 1.0 | D | 227 | 0.60* | — | HSF | — | | — | | — | | 2.0 | HSF | — | | — | |
| 1969 19 | 12: 1:54.10 | SIZ | — | 6 | 37.197 | 116.507 | 1.0 | D | 228 | 0.60* | — | HSF | — | | — | | — | | 1.6 | HSF | — | | — | |
| 1969 19 | 14:58: 3.80 | SIZ | — | 7 | 37.243 | 116.517 | 0.9 | C | 219 | 3.00* | — | HSF | — | | — | | — | | 2.5 | HSF | — | | — | |
| 1969 20 | 7:26:23.00 | SIZ | — | 5 | 37.227 | 116.497 | 1.3 | D | 207 | 0.60* | — | HSF | — | | — | | — | | 2.1 | HSF | — | | — | |
| 1969 20 | 12: 4:31.20 | SIZ | — | 7 | 37.202 | 116.490 | 0.5 | C | 215 | 0.60* | — | HSF | — | | — | | — | | 2.6 | HSF | — | | — | |
| 1969 20 | 15:31: 3.48 | | — | — | 35.770 | 117.671 | — | B | — | 1.00* | — | PAS | — | | 1.1 | BRP | 2.4 | PAS | — | | — | | — | |
| 1969 21 | 4: 8:39.60 | SIZ | — | 7 | 37.207 | 116.512 | 0.8 | D | 227 | 0.60* | — | HSF | — | | — | | — | | 1.8 | HSF | — | | — | |
| 1969 21 | 4:56: 5.30 | SIZ | — | 7 | 37.187 | 116.508 | 0.7 | D | 231 | 0.60* | — | HSF | — | | — | | — | | 2.5 | HSF | — | | — | |
| 1969 21 | 10:49:17.30 | SIZ | — | 7 | 37.232 | 116.517 | 1.1 | C | 222 | 2.90 | 1.30 | HSF | — | | — | | — | | 1.8 | HSF | — | | — | |
| 1969 21 | 11: 5:35.90 | SIZ | — | 7 | 37.230 | 116.515 | 0.9 | B | 222 | 2.60 | 1.20 | HSF | — | | — | | — | | 2.0 | HSF | — | | — | |
| 1969 21 | 11: 9:50.70 | SIZ | — | 7 | 37.228 | 116.518 | 1.2 | C | 225 | 0.80 | 4.90 | HSF | — | | — | | — | | 1.5 | HSF | — | | — | |
| 1969 21 | 12:30:50.20 | SIZ | — | 7 | 37.168 | 116.513 | 0.8 | D | 240 | 0.60* | — | HSF | — | | — | | — | | 2.0 | HSF | — | | — | |
| 1969 21 | 16:27:36.10 | SIZ | — | 7 | 37.247 | 116.500 | 1.0 | B | 198 | 3.50 | 1.40 | HSF | — | | — | | — | | 2.3 | HSF | — | | — | |
| 1969 21 | 23:11: 4.70 | SIZ | — | 7 | 37.338 | 116.343 | 1.5 | C | 168 | 3.00* | — | HSF | — | | — | | — | | 2.3 | HSF | — | | — | |
| 1969 22 | 0:10: 2.70 | SIZ | — | 7 | 37.247 | 116.513 | 1.1 | C | 213 | 3.20 | 1.50 | HSF | — | | — | | — | | 2.1 | HSF | — | | — | |
| 1969 22 | 2:17:39.60 | SIZ | — | 5 | 37.205 | 116.512 | 0.4 | D | 227 | 0.60* | — | HSF | — | | — | | — | | 1.8 | HSF | — | | — | |
| 1969 22 | 3:30:57.80 | SIZ | — | 5 | 37.277 | 116.462 | — | D | 135 | 3.40 | — | HSF | — | | — | | — | | 1.1 | HSF | — | | — | |
| 1969 22 | 4: 8:54.60 | SIZ | — | 7 | 37.223 | 116.510 | 0.8 | C | 220 | 0.60* | — | HSF | — | | — | | — | | 2.0 | HSF | — | | — | |
| 1969 22 | 4:14:43.50 | SIZ | — | 7 | 37.208 | 116.510 | 0.7 | C | 225 | 0.60* | — | HSF | — | | — | | — | | 1.6 | HSF | — | | — | |
| 1969 22 | 5:33:47.30 | SIZ | — | 6 | 37.202 | 116.525 | 0.9 | D | 237 | 0.60* | — | HSF | — | | — | | — | | 1.7 | HSF | — | | — | |
| 1969 22 | 6:35: 3.40 | SIZ | — | 7 | 37.177 | 116.507 | 0.8 | D | 234 | 0.60* | — | HSF | — | | — | | — | | 2.3 | HSF | — | | — | |
| 1969 22 | 11:47:40.90 | SIZ | — | 6 | 37.220 | 116.520 | 1.3 | D | 229 | 0.60* | — | HSF | — | | — | | — | | 1.4 | HSF | — | | — | |
| 1969 22 | 13:41:39.40 | SIZ | — | 6 | 37.243 | 116.517 | 1.1 | C | 220 | 3.00* | — | HSF | — | | — | | — | | 1.3 | HSF | — | | — | |
| 1969 22 | 14:49: 7.20 | SIZ | — | 6 | 37.235 | 116.470 | 0.4 | C | 181 | 3.00* | — | HSF | — | | — | | — | | 2.0 | HSF | — | | — | |
| 1969 23 | 10:15:27.00 | SIZ | — | 6 | 37.232 | 116.527 | 1.1 | C | 233 | 4.20 | 1.30 | HSF | — | | — | | — | | 1.8 | HSF | — | | — | |
| 1969 23 | 22: 2:47.90 | SIZ | — | 6 | 37.275 | 116.523 | 3.7 | C | 216 | 8.70 | 9.20 | HSF | — | | — | | — | | 2.4 | HSF | — | | — | |
| 1969 25 | 2:37:17.80 | SIZ | — | 5 | 37.225 | 116.528 | 0.9 | D | 234 | 0.60* | — | HSF | — | | — | | — | | 1.6 | HSF | — | | — | |
| 1969 25 | 8:36:50.10 | SIZ | — | 5 | 37.223 | 116.525 | 0.8 | D | 232 | 0.60* | — | HSF | — | | — | | — | | 2.1 | HSF | — | | — | |
| 1969 25 | 21:26:17.20 | SIZ | — | 7 | 37.238 | 116.515 | 1.3 | C | 219 | 1.00 | 3.60 | HSF | — | | — | | — | | 1.8 | HSF | — | | — | |

SGB HISTORICAL HYPOCENTER SUMMARY 1868-1978

| DATE (UTC) | ORIGIN TIME HR MN SEC | HYPOCENTER FLAG | RMS | NO | LATITUDE | LONGITUDE | ERH | Q | GAP | DEPTH | ERZ | REF | INTENSITY I | REF | MAGNITUDE MS | REF | ML | REF | MD | REF | mb | REF | OTH | REF |
|---|---|---|---|---|---|---|---|---|---|---|---|---|---|---|---|---|---|---|---|---|---|---|---|---|
| 1969 FEB 26 | 6: 3: 0.60 | SIZ | — | 5 | 37.208 | 116.533 | 0.7 | D | 287 | 0.60* | — | HSF | — | | — | | — | | 1.3 | HSF | — | | — | |
| 1969 MAR 8 | 8:52:32.90 | SIZ | — | 6 | 37.217 | 116.517 | 1.2 | D | 227 | 0.60* | — | HSF | — | | — | | — | | 1.7 | HSF | — | | — | |
| 1969 8 | 8:54:50.80 | SIZ | — | 6 | 37.218 | 116.517 | 0.9 | D | 227 | 0.20* | — | HSF | — | | — | | — | | 1.7 | HSF | — | | — | |
| 1969 8 | 13: 9:55.90 | SIZ | — | 6 | 37.272 | 116.498 | 1.1 | C | 172 | 3.00* | — | HSF | — | | — | | — | | 2.1 | HSF | — | | — | |
| 1969 11 | 7:27:14.60 | SIZ | — | 6 | 37.193 | 116.515 | 1.3 | D | 234 | 1.30 | 8.00 | HSF | — | | — | | — | | 1.8 | HSF | — | | — | |
| 1969 11 | 8:17:36.70 | SIZ | — | 6 | 37.193 | 116.517 | 1.5 | D | 234 | 2.00 | 7.30 | HSF | — | | — | | — | | 2.1 | HSF | — | | — | |
| 1969 11 | 12:28:55.80 | SIZ | — | 6 | 37.242 | 116.517 | 1.0 | C | 220 | 3.00* | — | HSF | — | | — | | — | | 2.2 | HSF | — | | — | |
| 1969 11 | 15:38:48.10 | SIZ | — | 6 | 37.242 | 116.517 | 0.9 | C | 220 | 3.00* | — | HSF | — | | — | | — | | 2.1 | HSF | — | | — | |
| 1969 12 | 9:59:24.60 | SIZ | — | 5 | 37.235 | 116.520 | — | D | 225 | 1.80 | — | HSF | — | | — | | — | | 1.2 | HSF | — | | — | |
| 1969 12 | 22:51:29.60 | SIZ | — | 5 | 37.295 | 116.457 | — | D | 208 | 4.70 | — | HSF | — | | — | | — | | 2.5 | HSF | — | | — | |
| 1969 12 | 23:21:13.20 | SIZ | — | 5 | 37.232 | 116.540 | — | D | 242 | 2.00 | — | HSF | — | | — | | — | | 2.3 | HSF | — | | — | |
| 1969 14 | 11:31: 2.90 | SIZ | — | 6 | 37.210 | 116.513 | 0.8 | D | 227 | 0.60* | — | HSF | — | | — | | — | | 1.8 | HSF | — | | — | |
| 1969 14 | 11:43:54.90 | SIZ | — | 6 | 37.210 | 116.513 | 0.8 | D | 227 | 0.60* | — | HSF | — | | — | | — | | 1.6 | HSF | — | | — | |
| 1969 14 | 13:15:55.00 | SIZ | — | 6 | 37.265 | 116.477 | 1.7 | C | 158 | 5.80 | 4.80 | HSF | — | | — | | — | | 1.8 | HSF | — | | — | |
| 1969 14 | 21:16:59.80 | SIZ | — | 6 | 37.222 | 116.508 | 0.8 | C | 220 | 0.90* | — | HSF | — | | — | | — | | 2.0 | HSF | — | | — | |
| 1969 15 | 2: 8:46.50 | SIZ | — | 5 | 37.193 | 116.515 | — | D | 234 | 1.30 | — | HSF | — | | — | | — | | 1.6 | HSF | — | | — | |
| 1969 16 | 13:30:39.10 | SIZ | — | 5 | 37.187 | 116.532 | 1.0 | D | 244 | 0.80* | — | HSF | — | | — | | — | | 2.0 | HSF | — | | — | |
| 1969 16 | 21: 5:11.40 | SIZ | — | 5 | 37.218 | 116.518 | — | D | 228 | 1.30 | — | HSF | — | | — | | — | | 1.8 | HSF | — | | — | |
| 1969 18 | 4:50:55.40 | SIZ | — | 6 | 37.203 | 116.523 | 1.0 | D | 235 | 0.10* | — | HSF | — | | — | | — | | 1.5 | HSF | — | | — | |
| 1969 18 | 13:35: 6.10 | SIZ | — | 6 | 37.195 | 116.545 | 1.3 | D | 250 | 0.60* | — | HSF | — | | — | | — | | 2.4 | HSF | — | | — | |
| 1969 18 | 14:40: 1.68 | SIZ | — | — | 37.114 | 116.039 | — | | — | 8.00* | — | GDY | 5 | BRP | 4.0 | BRP | 4.0 | PDX | — | | 4.4 | PDX | 4.4 | GDY |
| 1969 20 | 4:40:35.40 | SIZ | — | 5 | 37.212 | 116.485 | — | D | 208 | 1.60 | — | HSF | — | | — | | — | | 2.0 | HSF | — | | — | |
| 1969 21 | 5:47:16.70 | SIZ | — | 5 | 37.200 | 116.492 | — | D | 218 | 2.80 | — | HSF | — | | — | | — | | 1.3 | HSF | — | | — | |
| 1969 21 | 6:34:29.30 | | — | 5 | 37.120 | 116.392 | — | D | 213 | 3.10 | — | HSF | — | | — | | — | | 1.7 | HSF | — | | — | |
| 1969 21 | 13:42: 8.90 | SIZ | — | 5 | 37.257 | 116.440 | — | D | 140 | 3.30 | — | HSF | — | | — | | — | | 1.4 | HSF | — | | — | |
| 1969 22 | 2:12:56.90 | SIZ | — | 5 | 37.222 | 116.527 | — | D | 233 | 2.50 | — | HSF | — | | — | | — | | 1.3 | HSF | — | | — | |
| 1969 22 | 12:13:25.10 | SIZ | — | 5 | 37.225 | 116.530 | — | D | 235 | 1.20 | — | HSF | — | | — | | — | | 1.7 | HSF | — | | — | |
| 1969 24 | 13:42:57.00 | SIZ | — | 5 | 37.240 | 116.525 | — | D | 228 | 2.00 | — | HSF | — | | — | | — | | 2.1 | HSF | — | | — | |
| 1969 29 | 6: 3:35.20 | SIZ | — | 6 | 37.193 | 116.517 | 0.8 | C | 234 | 1.80 | 2.80 | HSF | — | | — | | — | | 2.3 | HSF | — | | — | |
| 1969 29 | 11:12:31.50 | SIZ | — | 7 | 37.247 | 116.513 | 1.2 | C | 214 | 3.40 | 1.60 | HSF | — | | — | | — | | 2.2 | HSF | — | | — | |
| 1969 30 | 6:57:56.60 | SIZ | — | 5 | 37.195 | 116.513 | 1.0 | D | 232 | 0.60* | — | HSF | — | | — | | — | | 2.0 | HSF | — | | — | |
| 1969 30 | 9:58:35.90 | SIZ | — | 5 | 37.208 | 116.525 | — | D | 235 | 1.50 | — | HSF | — | | — | | — | | 2.0 | HSF | — | | — | |
| 1969 31 | 7:16:57.00 | | — | 5 | 37.125 | 116.388 | — | D | 208 | 3.30 | — | HSF | — | | — | | — | | 2.1 | HSF | — | | — | |
| 1969 31 | 10:56: 0.50 | SIZ | — | 5 | 37.213 | 116.530 | — | D | 237 | 1.80 | — | HSF | — | | — | | — | | 1.6 | HSF | — | | — | |
| 1969 APR 2 | 20:56:33.30 | SIZ | — | 5 | 37.218 | 116.527 | — | D | 234 | 2.50 | — | HSF | — | | — | | — | | 2.1 | HSF | — | | — | |
| 1969 3 | 3:12: 4.10 | SIZ | — | 5 | 37.250 | 116.507 | — | D | 203 | 1.50 | — | HSF | — | | — | | — | | 1.6 | HSF | — | | — | |
| 1969 4 | 2:49:33.50 | SIZ | — | 5 | 37.195 | 116.492 | — | D | 219 | 2.30 | — | HSF | — | | — | | — | | 1.5 | HSF | — | | — | |
| 1969 4 | 9: 2:35.20 | SIZ | — | 5 | 37.203 | 116.523 | — | D | 235 | 2.20 | — | HSF | — | | — | | — | | 1.4 | HSF | — | | — | |
| 1969 8 | 7:59:16.30 | SIZ | — | 6 | 37.245 | 116.497 | 2.1 | C | 197 | 6.00 | 11.80 | HSF | — | | — | | — | | 1.6 | HSF | — | | — | |
| 1969 8 | 11:40:13.70 | SIZ | — | 5 | 37.260 | 116.500 | — | D | 187 | 1.40 | — | HSF | — | | — | | — | | 1.8 | HSF | — | | — | |
| 1969 13 | 7:45:41.76 | | — | — | 36.129 | 117.973 | — | | — | 8.00* | — | GDY | — | | 1.8 | BRP | 3.0 | PDX | — | | — | | 3.0 | GDY |
| 1969 18 | 13:30:12.10 | SIZ | — | 6 | 37.208 | 116.515 | 1.5 | D | 228 | 1.30 | 9.50 | HSF | — | | — | | — | | 2.0 | HSF | — | | — | |
| 1969 18 | 13:41: 5.70 | SIZ | — | 6 | 37.207 | 116.518 | 1.7 | D | 232 | 2.00 | 8.00 | HSF | — | | — | | — | | 1.6 | HSF | — | | — | |
| 1969 24 | 13: 4: 2.13 | SIZ | — | — | 37.101 | 116.084 | — | | — | 8.00* | — | GDY | — | | — | | 3.8 | PAS | — | | — | | 3.8 | GDY |
| 1969 28 | 2:42:53.10 | SIZ | — | 5 | 37.203 | 116.515 | 0.5 | D | 230 | 0.60* | — | HSF | — | | — | | — | | 1.3 | HSF | — | | — | |
| 1969 29 | 20:47: 0.70 | | — | 5 | 37.210 | 116.630 | 6.5 | D | 306 | 0.60* | — | HSF | — | | — | | — | | 1.8 | HSF | — | | — | |
| 1969 MAY 2 | 3:41:29.65 | | — | — | 35.841 | 116.640 | — | C | — | 1.40 | — | PAS | — | | 1.7 | BRP | 2.9 | PAS | — | | — | | — | |
| 1969 3 | 8:26:16.50 | SIZ | — | 6 | 37.177 | 116.500 | 0.9 | D | 230 | 0.60* | — | HSF | — | | — | | — | | 2.0 | HSF | — | | — | |

| DATE (UTC) | ORIGIN TIME HR | MN | SEC | HYPOCENTER FLAG | RMS | NO | LATITUDE | LONGITUDE | ERH | Q | GAP | DEPTH | ERZ | REF | INTENSITY I | REF | MAGNITUDE MS | REF | ML | REF | MD | REF | mb | REF | OTH | REF |
|---|---|---|---|---|---|---|---|---|---|---|---|---|---|---|---|---|---|---|---|---|---|---|---|---|---|---|
| 1969 MAY 3 | 12 | 33 | 30.42 | | — | — | 35.808 | 116.904 | — | C | — | 10.00* | — | PAS | — | | 1.2 | BRP | 2.5 | PAS | — | | — | | — | |
| 1969 4 | 11 | 12 | 6.80 | SIZ | — | 6 | 37.215 | 116.413 | 0.3 | C | 149 | 5.00* | — | HSF | — | | — | | — | | 1.3 | HSF | — | | — | |
| 1969 4 | 11 | 52 | 9.80 | SIZ | — | 5 | 37.228 | 116.522 | — | D | 227 | 2.10 | — | HSF | — | | — | | — | | 1.2 | HSF | — | | — | |
| 1969 5 | 18 | 7 | 8.20 | SIZ | — | 5 | 37.265 | 116.467 | — | D | 151 | 2.30 | — | HSF | — | | — | | — | | 1.4 | HSF | — | | — | |
| 1969 7 | 7 | 0 | 1.50 | SIZ | — | 6 | 37.223 | 116.520 | 1.3 | D | 228 | 0.60* | — | HSF | — | | — | | — | | 1.0 | HSF | — | | — | |
| 1969 7 | 15 | 4 | 32.80 | SIZ | — | 7 | 37.280 | 116.502 | 0.5 | B | 163 | 0.50 | 0.80 | HSF | — | | — | | — | | 3.0 | HSF | — | | — | |
| 1969 7 | 16 | 31 | 44.20 | SIZ | — | 6 | 37.270 | 116.498 | 0.6 | B | 174 | 3.50 | 0.80 | HSF | — | | — | | — | | 2.1 | HSF | — | | — | |
| 1969 7 | 17 | 41 | 1.80 | SIZ | — | 5 | 37.282 | 116.502 | — | D | 160 | 0.80 | — | HSF | — | | — | | — | | 1.9 | HSF | — | | — | |
| 1969 7 | 18 | 8 | 35.10 | SIZ | — | 7 | 37.273 | 116.488 | 0.8 | B | 158 | 3.00 | 1.10 | HSF | — | | — | | — | | 2.0 | HSF | — | | — | |
| 1969 7 | 18 | 33 | 37.10 | SIZ | — | 5 | 37.273 | 116.458 | 2.4 | D | 260 | 2.00* | — | HSF | — | | — | | — | | 1.8 | HSF | — | | — | |
| 1969 7 | 19 | 11 | 47.40 | SIZ | — | 6 | 37.292 | 116.493 | 1.3 | C | 151 | 0.20 | 2.00 | HSF | — | | — | | — | | 2.0 | HSF | — | | — | |
| 1969 7 | 20 | 23 | 39.30 | SIZ | — | 6 | 37.278 | 116.462 | 0.6 | B | 132 | 2.70 | 1.10 | HSF | — | | — | | — | | 2.0 | HSF | — | | — | |
| 1969 7 | 20 | 59 | 51.50 | SIZ | — | 6 | 37.278 | 116.462 | 0.7 | B | 132 | 2.60 | 1.40 | HSF | — | | — | | — | | 2.1 | HSF | — | | — | |
| 1969 7 | 21 | 7 | 44.00 | SIZ | — | 7 | 37.280 | 116.462 | 0.3 | B | 133 | 2.80 | 0.40 | HSF | — | | — | | — | | 1.7 | HSF | — | | — | |
| 1969 8 | 1 | 5 | 14.50 | SIZ | — | 6 | 37.265 | 116.498 | 1.9 | C | 182 | 5.90 | 8.30 | HSF | — | | — | | — | | 1.7 | HSF | — | | — | |
| 1969 8 | 1 | 24 | 38.40 | SIZ | — | 6 | 37.277 | 116.463 | 0.2 | B | 134 | 2.60 | 0.50 | HSF | — | | — | | — | | 2.0 | HSF | — | | — | |
| 1969 8 | 2 | 49 | 47.20 | SIZ | — | 7 | 37.278 | 116.463 | 0.6 | B | 133 | 2.40 | 1.10 | HSF | — | | — | | — | | 2.0 | HSF | — | | — | |
| 1969 8 | 4 | 31 | 47.90 | SIZ | — | 5 | 37.278 | 116.463 | — | D | 133 | 3.60 | — | HSF | — | | — | | — | | 1.8 | HSF | — | | — | |
| 1969 8 | 5 | 19 | 35.20 | SIZ | — | 5 | 37.277 | 116.468 | — | D | 138 | 2.40 | — | HSF | — | | — | | — | | 1.4 | HSF | — | | — | |
| 1969 8 | 5 | 24 | 56.30 | SIZ | — | 7 | 37.282 | 116.465 | 1.3 | B | 135 | 2.30 | 1.60 | HSF | — | | — | | — | | 1.3 | HSF | — | | — | |
| 1969 8 | 5 | 56 | 6.10 | SIZ | — | 7 | 37.277 | 116.508 | 0.8 | B | 180 | 0.70 | 1.20 | HSF | — | | — | | — | | 1.9 | HSF | — | | — | |
| 1969 8 | 9 | 52 | 5.40 | SIZ | — | 5 | 37.222 | 116.517 | 1.1 | D | 228 | 0.60* | — | HSF | — | | — | | — | | 1.5 | HSF | — | | — | |
| 1969 8 | 12 | 35 | 23.70 | SIZ | — | 5 | 37.265 | 116.493 | — | D | 175 | 1.20 | — | HSF | — | | — | | — | | 1.2 | HSF | — | | — | |
| 1969 8 | 12 | 42 | 22.90 | SIZ | — | 6 | 37.275 | 116.493 | 0.7 | B | 161 | 3.40 | 0.80 | HSF | — | | — | | — | | 1.8 | HSF | — | | — | |
| 1969 9 | 0 | 8 | 21.90 | SIZ | — | 5 | 37.275 | 116.465 | — | D | 139 | 3.30 | — | HSF | — | | — | | — | | 1.2 | HSF | — | | — | |
| 1969 9 | 9 | 38 | 52.80 | SIZ | — | 6 | 37.255 | 116.515 | 1.0 | B | 212 | 4.90 | 0.90 | HSF | — | | — | | — | | 1.6 | HSF | — | | — | |
| 1969 9 | 10 | 12 | 30.10 | SIZ | — | 5 | 37.270 | 116.472 | — | D | 148 | 1.70 | — | HSF | — | | — | | — | | 1.2 | HSF | — | | — | |
| 1969 9 | 11 | 25 | 48.20 | SIZ | — | 5 | 37.223 | 116.600 | 5.0 | D | 280 | 2.00* | — | HSF | — | | — | | — | | 1.0 | HSF | — | | — | |
| 1969 9 | 11 | 52 | 16.60 | SIZ | — | 7 | 37.237 | 116.527 | 2.7 | D | 229 | 2.00* | — | HSF | — | | — | | — | | 1.6 | HSF | — | | — | |
| 1969 11 | 14 | 48 | 39.90 | SIZ | — | 6 | 37.258 | 116.502 | 0.4 | B | 189 | 2.60 | 0.50 | HSF | — | | — | | — | | 1.7 | HSF | — | | — | |
| 1969 11 | 21 | 11 | 59.90 | SIZ | — | 5 | 37.242 | 116.490 | 0.4 | D | 192 | 2.00* | — | HSF | — | | — | | — | | 1.8 | HSF | — | | — | |
| 1969 12 | 1 | 28 | 34.60 | | — | 6 | 37.065 | 116.440 | 2.6 | D | 270 | 0.60* | — | HSF | — | | — | | — | | 2.1 | HSF | — | | — | |
| 1969 13 | 6 | 40 | 17.90 | SIZ | — | 6 | 37.212 | 116.488 | 0.5 | C | 210 | 0.60* | — | HSF | — | | — | | — | | 1.7 | HSF | — | | — | |
| 1969 13 | 12 | 55 | 2.20 | SIZ | — | 5 | 37.222 | 116.527 | 0.6 | D | 233 | 0.60* | — | HSF | — | | — | | — | | 1.1 | HSF | — | | — | |
| 1969 14 | 20 | 34 | 1.10 | SIZ | — | 6 | 37.222 | 116.482 | 1.5 | D | 257 | 0.60* | — | HSF | — | | — | | — | | 2.9 | HSF | — | | — | |
| 1969 14 | 20 | 50 | 10.70 | | — | 4 | 37.198 | 116.597 | — | D | 276 | 0.60* | — | HSF | — | | — | | — | | 1.8 | HSF | — | | — | |
| 1969 14 | 21 | 9 | 4.90 | SIZ | — | 5 | 37.218 | 116.480 | 3.0 | D | 255 | 0.60* | — | HSF | — | | — | | — | | 2.5 | HSF | — | | — | |
| 1969 14 | 21 | 25 | 22.70 | SIZ | — | 5 | 37.218 | 116.523 | 1.6 | D | 232 | 0.60* | — | HSF | — | | — | | — | | 2.2 | HSF | — | | — | |
| 1969 14 | 21 | 28 | 1.90 | SIZ | — | 4 | 37.217 | 116.522 | — | D | 231 | 0.60* | — | HSF | — | | — | | — | | 2.1 | HSF | — | | — | |
| 1969 14 | 21 | 29 | 51.60 | SIZ | — | 5 | 37.223 | 116.517 | 0.8 | D | 226 | 0.60* | — | HSF | — | | — | | — | | 2.1 | HSF | — | | — | |
| 1969 14 | 21 | 58 | 10.80 | SIZ | — | 6 | 37.223 | 116.473 | 2.1 | C | 248 | 1.60 | 4.90 | HSF | — | | — | | — | | 2.3 | HSF | — | | — | |
| 1969 14 | 22 | 16 | 1.20 | SIZ | — | 6 | 37.222 | 116.523 | 0.8 | D | 231 | 0.60* | — | HSF | — | | — | | — | | 2.6 | HSF | — | | — | |
| 1969 14 | 23 | 43 | 57.00 | SIZ | — | 4 | 37.222 | 116.522 | — | D | 230 | 0.60* | — | HSF | — | | — | | — | | 1.6 | HSF | — | | — | |
| 1969 15 | 0 | 53 | 1.60 | SIZ | — | 7 | 37.223 | 116.515 | 1.0 | C | 225 | 0.60* | — | HSF | — | | — | | — | | 2.2 | HSF | — | | — | |
| 1969 15 | 2 | 48 | 12.40 | SIZ | — | 4 | 37.225 | 116.522 | — | D | 228 | 0.60* | — | HSF | — | | — | | — | | 1.5 | HSF | — | | — | |
| 1969 15 | 3 | 0 | 30.60 | SIZ | — | 4 | 37.223 | 116.525 | — | D | 232 | 0.60* | — | HSF | — | | — | | — | | 1.7 | HSF | — | | — | |
| 1969 15 | 3 | 17 | 14.90 | SIZ | — | 4 | 37.222 | 116.528 | — | D | 235 | 0.60* | — | HSF | — | | — | | — | | 1.8 | HSF | — | | — | |
| 1969 15 | 3 | 24 | 25.60 | SIZ | — | 7 | 37.225 | 116.513 | 1.5 | C | 223 | 0.60* | — | HSF | — | | — | | — | | 2.5 | HSF | — | | — | |

SGB HISTORICAL HYPOCENTER SUMMARY 1868-1978

| DATE (UTC) | ORIGIN TIME HR MN SEC | HYPOCENTER FLAG | RMS | NO | LATITUDE | LONGITUDE | ERH | Q | GAP | DEPTH | ERZ | REF | INTENSITY I | REF | MAGNITUDE MS | REF | ML | REF | MD | REF | mb | REF | OTH | REF |
|---|---|---|---|---|---|---|---|---|---|---|---|---|---|---|---|---|---|---|---|---|---|---|---|---|
| 1969 MAY 15 | 3:26: 6.60 | SIZ | — | 5 | 37.203 | 116.582 | 4.0 | D | 268 | 0.60* | — | HSF | — | | — | | — | | 1.7 | HSF | — | | — | |
| 1969 15 | 3:29: 0.00 | SIZ | — | 4 | 37.215 | 116.547 | — | D | 248 | 0.60* | — | HSF | — | | — | | — | | 1.8 | HSF | — | | — | |
| 1969 15 | 3:31: 0.00 | SIZ | — | 5 | 37.220 | 116.535 | 1.9 | D | 240 | 0.60* | — | HSF | — | | — | | — | | 1.6 | HSF | — | | — | |
| 1969 15 | 9:20:57.10 | SIZ | — | 5 | 37.227 | 116.525 | 1.0 | D | 232 | 0.60* | — | HSF | — | | — | | — | | 1.2 | HSF | — | | — | |
| 1969 15 | 17:59:59.30 | SIZ | — | — | 37.031 | 115.922 | — | | — | 3.00* | — | BRP | 5 | BRP | 4.0 | BRP | 4.6 | PDX | — | | 4.5 | BRP | 4.0 | PDX |
| 1969 15 | 20:28:22.70 | SIZ | — | 6 | 37.223 | 116.522 | 1.4 | D | 230 | 0.60* | — | HSF | — | | — | | — | | 2.2 | HSF | — | | — | |
| 1969 16 | 9: 4: 7.40 | SIZ | — | 5 | 37.283 | 116.515 | — | D | 182 | 1.30 | — | HSF | — | | — | | — | | 2.0 | HSF | — | | — | |
| 1969 17 | 2:22:52.56 | | — | — | 36.105 | 117.811 | — | A | — | 10.00* | — | PAS | — | | 1.7 | BRP | 2.9 | PAS | — | | — | | — | |
| 1969 18 | 9:57:52.40 | SIZ | — | 5 | 37.340 | 116.523 | — | D | 301 | 12.50 | — | HSF | — | | — | | — | | 1.6 | HSF | — | | — | |
| 1969 19 | 4:23:58.30 | SIZ | — | 6 | 37.245 | 116.493 | 0.5 | C | 193 | 0.10 | 2.80 | HSF | — | | — | | — | | 2.1 | HSF | — | | — | |
| 1969 20 | 11:26:10.20 | SIZ | — | 5 | 37.145 | 116.520 | 5.4 | D | 251 | 0.60* | — | HSF | — | | — | | — | | 1.9 | HSF | — | | — | |
| 1969 22 | 6:29:19.93 | | — | — | 35.927 | 117.596 | — | B | — | 10.00* | — | PAS | — | | 0.7 | BRP | 2.1 | PAS | — | | — | | — | |
| 1969 23 | 18: 9:59.10 | SIZ | — | 4 | 37.220 | 116.538 | — | D | 242 | 0.60* | — | HSF | — | | — | | — | | 1.6 | HSF | — | | — | |
| 1969 25 | 4: 2:37.76 | | — | — | 35.791 | 117.656 | — | B | — | 10.00* | — | PAS | — | | 1.1 | BRP | 2.4 | PAS | — | | — | | — | |
| 1969 25 | 9: 3: 1.93 | | — | — | 35.802 | 117.651 | — | B | — | 10.00* | — | PAS | — | | 0.7 | BRP | 2.1 | PAS | — | | — | | — | |
| 1969 27 | 1:18:31.87 | | — | — | 35.826 | 117.640 | — | B | — | 9.50 | — | PAS | — | | 0.9 | BRP | 2.3 | PAS | — | | — | | — | |
| 1969 28 | 4:51:41.30 | SIZ | — | 4 | 37.253 | 116.512 | — | D | 226 | 3.60 | — | HSF | — | | — | | — | | 1.8 | HSF | — | | — | |
| 1969 30 | 17:20:44.10 | SIZ | — | 4 | 37.252 | 116.512 | — | D | 209 | 1.40 | — | HSF | — | | — | | — | | 1.8 | HSF | — | | — | |
| 1969 JUN 1 | 16:54:32.60 | SIZ | — | 5 | 37.205 | 116.520 | 1.9 | D | 237 | 0.60* | — | HSF | — | | — | | — | | 1.1 | HSF | — | | — | |
| 1969 4 | 6: 1:22.20 | SIZ | — | 6 | 37.255 | 116.503 | 0.9 | B | 196 | 3.10 | 1.20 | HSF | — | | — | | — | | 2.5 | HSF | — | | — | |
| 1969 6 | 2:50:23.30 | SIZ | — | 6 | 37.198 | 116.545 | 2.6 | D | 250 | 0.60* | — | HSF | — | | — | | — | | 1.8 | HSF | — | | — | |
| 1969 7 | 13:43:18.40 | SIZ | — | 5 | 37.240 | 116.522 | — | D | 226 | 2.50 | — | HSF | — | | — | | — | | 2.0 | HSF | — | | — | |
| 1969 9 | 22:53:46.80 | SIZ | — | 6 | 37.202 | 116.477 | 0.2 | B | 207 | 3.20 | 0.20 | HSF | — | | — | | — | | 2.0 | HSF | — | | — | |
| 1969 11 | 18:20:19.80 | SIZ | — | 7 | 37.278 | 116.533 | 1.4 | D | 261 | 0.60* | — | HSF | — | | — | | — | | 2.3 | HSF | — | | — | |
| 1969 12 | 11:38: 7.20 | SIZ | — | 7 | 37.263 | 116.505 | 0.7 | B | 193 | 4.50 | 0.50 | HSF | — | | — | | — | | 1.8 | HSF | — | | — | |
| 1969 13 | 1:20:19.49 | | — | — | 37.198 | 117.766 | — | | — | 8.00* | — | GOY | 1 | BRP | 2.5 | BRP | 3.5 | PAS | — | | 3.9 | PDX | 3.8 | BRK |
| 1969 13 | 8:17: 4.40 | SIZ | — | 7 | 37.207 | 116.510 | 1.6 | C | 226 | 7.90 | 2.40 | HSF | — | | — | | — | | 1.2 | HSF | — | | — | |
| 1969 13 | 12: 0:21.80 | SIZ | — | 7 | 37.218 | 116.517 | 2.1 | C | 227 | 7.90 | 2.80 | HSF | — | | — | | — | | 1.7 | HSF | — | | — | |
| 1969 13 | 19:27:59.50 | SIZ | — | 5 | 37.193 | 116.538 | 2.0 | D | 246 | 0.60* | — | HSF | — | | — | | — | | 1.6 | HSF | — | | — | |
| 1969 13 | 19:43:15.00 | SIZ | — | 8 | 37.195 | 116.548 | 1.0 | D | 238 | 0.60* | — | HSF | — | | — | | — | | 2.4 | HSF | — | | — | |
| 1969 19 | 7:35:19.20 | SIZ | — | 7 | 37.180 | 116.458 | 0.3 | C | 194 | 1.50* | — | HSF | — | | — | | — | | 1.6 | HSF | — | | — | |
| 1969 19 | 10:52: 3.00 | SIZ | — | 7 | 37.215 | 116.518 | 1.7 | C | 229 | 5.30 | 1.90 | HSF | — | | — | | — | | 1.6 | HSF | — | | — | |
| 1969 20 | 11: 5:11.90 | SIZ | — | 7 | 37.260 | 116.518 | 0.7 | B | 183 | 5.30 | 1.20 | HSF | — | | — | | — | | 1.7 | HSF | — | | — | |
| 1969 22 | 12:12:24.30 | SIZ | — | 10 | 37.268 | 116.502 | 0.3 | A | 105 | 4.60 | 0.30 | HSF | — | | — | | — | | 2.2 | HSF | — | | — | |
| 1969 22 | 22:36: 5.50 | SIZ | — | 5 | 37.190 | 116.482 | 0.3 | D | 211 | 3.00* | — | HSF | — | | — | | — | | 1.4 | HSF | — | | — | |
| 1969 23 | 5:58:37.30 | SIZ | — | 9 | 37.200 | 116.528 | 0.9 | C | 203 | 0.60* | — | HSF | — | | — | | — | | 2.0 | HSF | — | | — | |
| 1969 23 | 23:29: 2.70 | SIZ | — | 11 | 37.145 | 116.522 | 0.6 | D | 226 | 0.60* | — | HSF | — | | — | | — | | 2.7 | HSF | — | | — | |
| 1969 26 | 16: 0: 1.58 | SIZ | — | — | 37.101 | 116.039 | — | | — | 8.00* | — | GOY | 5 | BRP | 4.2 | BRP | 4.4 | PDX | — | | 4.4 | PDX | 4.4 | GOY |
| 1969 28 | 6:16:54.00 | SIZ | — | 7 | 37.148 | 116.532 | 0.9 | D | 228 | 0.60* | — | HSF | — | | — | | — | | 1.2 | HSF | — | | — | |
| 1969 30 | 3:14:39.60 | SIZ | — | 6 | 37.292 | 116.507 | 0.9 | B | 133 | 2.10 | 0.80 | HSF | — | | — | | — | | 1.7 | HSF | — | | — | |
| 1969 JUL 4 | 12:50:24.40 | SIZ | — | 9 | 37.262 | 116.518 | 0.6 | B | 159 | 5.70 | 1.20 | HSF | — | | — | | — | | 0.4 | HSF | — | | — | |
| 1969 5 | 4:23:41.50 | SIZ | — | 9 | 37.163 | 116.432 | 2.2 | C | 185 | 3.00* | — | HSF | — | | — | | — | | 1.8 | HSF | — | | — | |
| 1969 5 | 4:26: 2.60 | SIZ | — | 8 | 37.153 | 116.433 | 1.9 | C | 192 | 3.00* | — | HSF | — | | — | | — | | 1.1 | HSF | — | | — | |
| 1969 5 | 5: 0: 6.20 | SIZ | — | 9 | 37.160 | 116.438 | 2.2 | C | 191 | 3.00* | — | HSF | — | | — | | — | | 2.7 | HSF | — | | — | |
| 1969 5 | 5:55:18.00 | SIZ | — | 9 | 37.153 | 116.445 | 2.1 | C | 197 | 3.00* | — | HSF | — | | — | | — | | 1.7 | HSF | — | | — | |
| 1969 5 | 7:34:53.90 | SIZ | — | 8 | 37.153 | 116.432 | 1.9 | C | 192 | 3.00* | — | HSF | — | | — | | — | | 1.5 | HSF | — | | — | |
| 1969 5 | 9:16:30.40 | SIZ | — | 9 | 37.155 | 116.442 | 2.2 | C | 194 | 3.00* | — | HSF | — | | — | | — | | 1.3 | HSF | — | | — | |
| 1969 5 | 11:30:14.70 | SIZ | — | 8 | 37.173 | 116.423 | 1.7 | C | 175 | 3.00* | — | HSF | — | | — | | — | | 1.1 | HSF | — | | — | |

| DATE (UTC) | ORIGIN TIME HR MN SEC | HYPOCENTER FLAG | RMS | NO | LATITUDE | LONGITUDE | ERH | Q | GAP | DEPTH | ERZ | REF | INTENSITY I | REF | MAGNITUDE MS | REF | ML | REF | MD | REF | mb | REF | OTH | REF |
|---|---|---|---|---|---|---|---|---|---|---|---|---|---|---|---|---|---|---|---|---|---|---|---|---|
| 1969 JUL 5 | 13:35:44.80 | SIZ | — | 9 | 37.157 | 116.443 | 2.2 | C | 194 | 3.00* | — | HSF | — | | — | | — | | 2.3 | HSF | — | | — | |
| 1969 5 | 13:37:17.40 | SIZ | — | 8 | 37.150 | 116.438 | 1.7 | C | 197 | 3.00* | — | HSF | — | | — | | — | | 1.4 | HSF | — | | — | |
| 1969 5 | 13:38:44.80 | SIZ | — | 9 | 37.157 | 116.442 | 2.3 | C | 193 | 3.00* | — | HSF | — | | — | | — | | 1.8 | HSF | — | | — | |
| 1969 5 | 22:24:53.80 | SIZ | — | 8 | 37.260 | 116.520 | 0.5 | C | 162 | 5.00* | — | HSF | — | | — | | — | | 0.8 | HSF | — | | — | |
| 1969 6 | 3:27:27.40 | SIZ | — | 9 | 37.293 | 116.510 | 0.5 | B | 133 | 1.70 | 0.40 | HSF | — | | — | | — | | 2.1 | HSF | — | | — | |
| 1969 8 | 20:50:25.77 | | — | — | 35.664 | 117.612 | — | B | — | 10.00* | — | PAS | 1 | BRP | 2.2 | BRP | 3.3 | PAS | — | | — | | — | |
| 1969 9 | 8: 8:47.30 | SIZ | — | 7 | 37.288 | 116.455 | 0.8 | B | 124 | 4.80 | 1.50 | HSF | — | | — | | — | | 1.5 | HSF | — | | — | |
| 1969 12 | 3:59:27.40 | SIZ | — | 9 | 37.162 | 116.443 | 1.6 | 3 | 191 | 3.00* | — | HSF | — | | — | | — | | 2.4 | HSF | — | | — | |
| 1969 12 | 4: 0:51.30 | SIZ | — | 8 | 37.153 | 116.437 | 1.6 | C | 194 | 3.00* | — | HSF | — | | — | | — | | 1.3 | HSF | — | | — | |
| 1969 12 | 4:26:46.60 | SIZ | — | 9 | 37.162 | 116.418 | 0.7 | B | 182 | 14.60 | 1.70 | HSF | — | | — | | — | | 0.5 | HSF | — | | — | |
| 1969 12 | 4:36:33.70 | SIZ | — | 10 | 37.158 | 116.438 | 1.7 | C | 191 | 3.00* | — | HSF | — | | — | | — | | 1.4 | HSF | — | | — | |
| 1969 12 | 10:11:29.90 | SIZ | — | 7 | 37.160 | 116.428 | 0.8 | C | 186 | 3.00* | — | HSF | — | | — | | — | | 0.4 | HSF | — | | — | |
| 1969 12 | 13:28:14.50 | SIZ | — | 9 | 37.165 | 116.423 | 1.4 | C | 181 | 3.00* | — | HSF | — | | — | | — | | 1.1 | HSF | — | | — | |
| 1969 12 | 23:16:39.40 | SIZ | — | 8 | 37.155 | 116.433 | 1.7 | C | 192 | 3.00* | — | HSF | — | | — | | — | | 2.0 | HSF | — | | — | |
| 1969 13 | 3:20:25.60 | SIZ | — | 10 | 37.175 | 116.420 | 1.4 | C | 169 | 3.00* | — | HSF | — | | — | | — | | 1.6 | HSF | — | | — | |
| 1969 13 | 3:45:33.60 | SIZ | — | 9 | 37.160 | 116.442 | 1.7 | C | 191 | 3.00* | — | HSF | — | | — | | — | | 1.6 | HSF | — | | — | |
| 1969 13 | 9:27:29.00 | | — | 7 | 36.000 | 118.000 | — | | — | — | — | BRK | 1 | BRP | 2.4 | BRP | 3.4 | BRK | — | | — | | — | |
| 1969 14 | 9:33:46.00 | SIZ | — | 7 | 37.258 | 116.518 | 0.7 | B | 161 | 6.80 | 1.60 | HSF | — | | — | | — | | 2.1 | HSF | — | | — | |
| 1969 14 | 10:38:35.60 | SIZ | — | 7 | 37.173 | 116.438 | 1.6 | C | 182 | 3.00* | — | HSF | — | | — | | — | | 1.4 | HSF | — | | — | |
| 1969 14 | 17: 6:20.30 | SIZ | — | 6 | 37.212 | 116.437 | 0.5 | C | 153 | 5.40* | — | HSF | — | | — | | — | | 1.1 | HSF | — | | — | |
| 1969 14 | 20:45: 7.80 | SIZ | — | 7 | 37.200 | 116.553 | 0.9 | C | 174 | 3.00* | — | HSF | — | | — | | — | | 0.8 | HSF | — | | — | |
| 1969 16 | 2:25:27.20 | SIZ | — | 8 | 37.140 | 116.510 | 1.8 | D | 171 | 1.60* | — | HSF | — | | — | | — | | 1.0 | HSF | — | | — | |
| 1969 16 | 10: 2:23.80 | SIZ | — | 10 | 37.293 | 116.513 | 0.4 | A | 99 | 1.90 | 0.40 | HSF | — | | — | | — | | 2.1 | HSF | — | | — | |
| 1969 19 | 2:26:59.70 | SIZ | — | 5 | 37.232 | 116.498 | — | D | 166 | 3.20 | — | HSF | — | | — | | — | | 2.4 | HSF | — | | — | |
| 1969 21 | 12:46:28.70 | SIZ | — | 3 | 37.232 | 116.512 | — | D | 280 | 0.60* | — | HSF | — | | — | | — | | 1.6 | HSF | — | | — | |
| 1969 26 | 17:19: 8.75 | | — | — | 37.280 | 114.926 | — | | — | 8.00* | — | GDY | — | | — | | — | | — | | — | | — | |
| 1969 28 | 21:29: 3.80 | SIZ | — | 6 | 37.258 | 116.517 | 2.5 | D | 254 | 3.00* | — | HSF | — | | — | | — | | 1.9 | HSF | — | | — | |
| 1969 29 | 17:20:23.60 | SIZ | — | 7 | 37.262 | 116.507 | 0.3 | B | 93 | 7.00 | 0.80 | HSF | — | | — | | — | | 1.1 | HSF | — | | — | |
| 1969 AUG 1 | 7:41:56.80 | SIZ | — | 8 | 37.287 | 116.512 | 0.6 | C | 83 | 2.00 | 6.00 | HSF | — | | — | | — | | 2.2 | HSF | — | | — | |
| 1969 1 | 7:52:12.30 | SIZ | — | 7 | 37.283 | 116.505 | 0.5 | B | 111 | 1.20 | 2.20 | HSF | — | | — | | — | | 2.2 | HSF | — | | — | |
| 1969 2 | 2:12:37.50 | SIZ | — | 5 | 37.153 | 116.435 | 2.0 | C | 149 | 3.00* | — | HSF | — | | — | | — | | 1.4 | HSF | — | | — | |
| 1969 2 | 17:53: 9.50 | SIZ | — | 5 | 37.258 | 116.527 | 1.1 | C | 114 | 3.00* | — | HSF | — | | — | | — | | 1.9 | HSF | — | | — | |
| 1969 5 | 14:20:30.40 | SIZ | — | 5 | 37.208 | 116.523 | 0.8 | C | 121 | 3.00* | — | HSF | — | | — | | — | | 2.7 | HSF | — | | — | |
| 1969 5 | 14:42: 6.20 | SIZ | — | 5 | 37.213 | 116.522 | 0.5 | C | 117 | 5.00* | — | HSF | — | | — | | — | | 2.2 | HSF | — | | — | |
| 1969 5 | 14:43: 6.20 | SIZ | — | 4 | 37.193 | 116.535 | — | D | 209 | 0.60* | — | HSF | — | | — | | — | | 1.7 | HSF | — | | — | |
| 1969 5 | 14:58: 7.10 | SIZ | — | 6 | 37.205 | 116.523 | 0.5 | C | 123 | 3.00* | — | HSF | — | | — | | — | | 1.9 | HSF | — | | — | |
| 1969 5 | 15: 9: 4.90 | SIZ | — | 5 | 37.230 | 116.510 | — | D | 108 | 7.30 | — | HSF | — | | — | | — | | 1.6 | HSF | — | | — | |
| 1969 6 | 3:18:55.70 | SIZ | — | 5 | 37.213 | 116.522 | — | D | 118 | 4.70 | — | HSF | — | | — | | — | | 1.5 | HSF | — | | — | |
| 1969 6 | 3:50:58.00 | SIZ | — | 5 | 37.213 | 116.523 | — | D | 118 | 4.50 | — | HSF | — | | — | | — | | 1.9 | HSF | — | | — | |
| 1969 6 | 9: 4: 2.50 | SIZ | — | 5 | 37.215 | 116.520 | — | D | 117 | 5.00 | — | HSF | — | | — | | — | | 2.0 | HSF | — | | — | |
| 1969 7 | 10:58:50.50 | SIZ | — | 5 | 37.212 | 116.522 | 0.5 | C | 119 | 5.20* | — | HSF | — | | — | | — | | 0.9 | HSF | — | | — | |
| 1969 7 | 11: 5:31.00 | SIZ | — | 5 | 37.212 | 116.523 | 0.4 | C | 119 | 4.50* | — | HSF | — | | — | | — | | 2.0 | HSF | — | | — | |
| 1969 7 | 12:28:40.60 | SIZ | — | 5 | 37.297 | 116.462 | — | D | 222 | 4.70 | — | HSF | — | | — | | — | | 2.1 | HSF | — | | — | |
| 1969 7 | 12:36: 6.10 | SIZ | — | 5 | 37.212 | 116.523 | — | D | 119 | 4.50 | — | HSF | — | | — | | — | | 0.4 | HSF | — | | — | |
| 1969 7 | 12:52:51.00 | SIZ | — | 4 | 37.290 | 116.478 | — | D | 193 | 3.50 | — | HSF | — | | — | | — | | 1.1 | HSF | — | | — | |
| 1969 9 | 2:49:24.90 | SIZ | — | 5 | 37.148 | 116.442 | 1.8 | C | 154 | 0.60* | — | HSF | — | | — | | — | | 1.2 | HSF | — | | — | |
| 1969 9 | 2:51:18.40 | SIZ | — | 5 | 37.150 | 116.438 | 1.9 | C | 151 | 0.60* | — | HSF | — | | — | | — | | 2.3 | HSF | — | | — | |
| 1969 9 | 3: 8:16.10 | SIZ | — | 6 | 37.155 | 116.427 | 1.7 | C | 146 | 0.60* | — | HSF | — | | — | | — | | 1.5 | HSF | — | | — | |

SGB HISTORICAL HYPOCENTER SUMMARY 1868-1978

| DATE (UTC) | ORIGIN TIME HR MN SEC | HYPOCENTER FLAG | RMS | NO | LATITUDE | LONGITUDE | ERH | Q | GAP | DEPTH | ERZ | REF | INTENSITY I | REF | MAGNITUDE MS | REF | ML | REF | MD | REF | mb | REF | OTH | REF |
|---|---|---|---|---|---|---|---|---|---|---|---|---|---|---|---|---|---|---|---|---|---|---|---|---|
| 1969 AUG 9 | 13:37: 9.50 | SIZ | — | 5 | 37.260 | 116.515 | 0.3 | C | 136 | 5.10* | — | HSF | — | | — | | — | | 2.4 | HSF | — | | — | |
| 1969 10 | 23:26:31.50 | SIZ | — | 5 | 37.302 | 116.458 | — | D | 225 | 4.80 | — | HSF | — | | — | | — | | 2.1 | HSF | — | | — | |
| 1969 11 | 7: 2: 8.10 | SIZ | — | 6 | 37.263 | 116.485 | 0.4 | B | 148 | 3.90 | 0.50 | HSF | — | | — | | — | | 2.4 | HSF | — | | — | |
| 1969 11 | 9:16: 4.30 | SIZ | — | 5 | 37.220 | 116.515 | — | D | 188 | 6.50 | — | HSF | — | | — | | — | | 1.1 | HSF | — | | — | |
| 1969 13 | 15:45:15.30 | SIZ | — | 5 | 37.265 | 116.482 | — | D | 147 | 4.10 | — | HSF | — | | — | | — | | 2.7 | HSF | — | | — | |
| 1969 16 | 11:57:46.89 | | — | — | 35.707 | 117.648 | — | | — | 8.00* | — | GDY | 1 | BRP | 2.4 | BRP | 3.4 | PAS | — | | 4.0 | PDX | 4.0 | GDY |
| 1969 16 | 12: 0:15.64 | | — | — | 35.794 | 117.645 | — | C | — | 7.70 | — | PAS | — | | 1.3 | BRP | 2.6 | PAS | — | | — | | — | |
| 1969 16 | 14:32:48.00 | SIZ | — | 5 | 37.240 | 116.530 | 0.4 | D | 181 | 3.00* | — | HSF | — | | — | | — | | 1.8 | HSF | — | | — | |
| 1969 16 | 14:51:55.50 | SIZ | — | 5 | 37.240 | 116.530 | 0.4 | C | 180 | 3.00* | — | HSF | — | | — | | — | | 1.8 | HSF | — | | — | |
| 1969 16 | 16: 3:46.50 | SIZ | — | 4 | 37.200 | 116.532 | — | D | 205 | 0.60* | — | HSF | — | | — | | — | | 0.3 | HSF | — | | — | |
| 1969 17 | 7: 3:54.50 | SIZ | — | 5 | 37.232 | 116.522 | 0.1 | D | 183 | 5.20* | — | HSF | — | | — | | — | | 1.4 | HSF | — | | — | |
| 1969 18 | 0:34:26.20 | | — | 5 | 37.187 | 116.570 | — | D | 227 | 2.50 | — | HSF | — | | — | | — | | 1.4 | HSF | — | | — | |
| 1969 18 | 1:27: 6.90 | | — | 4 | 37.185 | 116.570 | — | D | 228 | 0.60* | — | HSF | — | | — | | — | | 0.8 | HSF | — | | — | |
| 1969 18 | 20:33:19.50 | SIZ | — | 4 | 37.205 | 116.397 | — | D | 149 | 0.20* | — | HSF | — | | — | | — | | 3.0 | HSF | — | | — | |
| 1969 18 | 20:51:43.90 | SIZ | — | 4 | 37.215 | 116.393 | — | D | 152 | 9.60 | — | HSF | — | | — | | — | | 2.9 | HSF | — | | — | |
| 1969 18 | 23:15:52.70 | SIZ | — | 5 | 37.203 | 116.408 | — | D | 154 | 6.50 | — | HSF | — | | — | | — | | 2.2 | HSF | — | | — | |
| 1969 18 | 23:24:25.30 | SIZ | — | 5 | 37.210 | 116.398 | — | D | 147 | 9.10 | — | HSF | — | | — | | — | | 1.6 | HSF | — | | — | |
| 1969 19 | 1:27:53.40 | SIZ | — | 5 | 37.203 | 116.408 | 0.8 | C | 153 | 5.50* | — | HSF | — | | — | | — | | 2.2 | HSF | — | | — | |
| 1969 19 | 1:32: 9.90 | SIZ | — | 5 | 37.202 | 116.407 | 0.7 | C | 155 | 5.50* | — | HSF | — | | — | | — | | 1.6 | HSF | — | | — | |
| 1969 19 | 2:51: 3.30 | SIZ | — | 5 | 37.203 | 116.407 | 0.7 | C | 153 | 6.00* | — | HSF | — | | — | | — | | 1.8 | HSF | — | | — | |
| 1969 19 | 2:58: 0.70 | SIZ | — | 5 | 37.205 | 116.407 | 0.6 | C | 153 | 5.20* | — | HSF | — | | — | | — | | 1.7 | HSF | — | | — | |
| 1969 19 | 5: 4: 0.60 | SIZ | — | 5 | 37.203 | 116.405 | 0.6 | C | 153 | 5.30* | — | HSF | — | | — | | — | | 1.8 | HSF | — | | — | |
| 1969 19 | 5:48: 7.60 | SIZ | — | 5 | 37.205 | 116.405 | 0.8 | C | 152 | 5.20* | — | HSF | — | | — | | — | | 1.5 | HSF | — | | — | |
| 1969 19 | 10:30:17.60 | SIZ | — | 5 | 37.198 | 116.412 | 0.9 | C | 158 | 6.00* | — | HSF | — | | — | | — | | 2.4 | HSF | — | | — | |
| 1969 19 | 13: 9:10.90 | | — | 5 | 37.185 | 116.575 | — | D | 230 | 6.10 | — | HSF | — | | — | | — | | 1.9 | HSF | — | | — | |
| 1969 20 | 5: 8:48.80 | SIZ | — | 5 | 37.213 | 116.388 | — | D | 179 | 12.90 | — | HSF | — | | — | | — | | 1.5 | HSF | — | | — | |
| 1969 20 | 18:53:22.50 | SIZ | — | 4 | 37.177 | 116.552 | — | D | 144 | 3.00* | — | HSF | — | | — | | — | | 1.7 | HSF | — | | — | |
| 1969 20 | 23: 3: 0.90 | SIZ | — | 6 | 37.210 | 116.403 | 0.8 | C | 169 | 5.70* | — | HSF | — | | — | | — | | 2.0 | HSF | — | | — | |
| 1969 20 | 23:17:35.10 | SIZ | — | 6 | 37.200 | 116.410 | 0.8 | C | 159 | 5.80* | — | HSF | — | | — | | — | | 1.2 | HSF | — | | — | |
| 1969 21 | 2: 3:43.60 | SIZ | — | 6 | 37.213 | 116.397 | 0.8 | B | 174 | 6.70 | 1.30 | HSF | — | | — | | — | | 2.3 | HSF | — | | — | |
| 1969 21 | 2: 8:15.60 | SIZ | — | 5 | 37.198 | 116.413 | — | D | 155 | 7.00 | — | HSF | — | | — | | — | | 1.3 | HSF | — | | — | |
| 1969 21 | 2:13:22.40 | SIZ | — | 6 | 37.205 | 116.405 | 0.7 | C | 165 | 6.20* | — | HSF | — | | — | | — | | 0.8 | HSF | — | | — | |
| 1969 21 | 3:32:22.30 | SIZ | — | 6 | 37.208 | 116.400 | 1.1 | C | 169 | 6.00 | 2.50 | HSF | — | | — | | — | | 1.1 | HSF | — | | — | |
| 1969 21 | 7:58:16.60 | SIZ | — | 5 | 37.197 | 116.407 | — | D | 159 | 7.20 | — | HSF | — | | — | | — | | 1.0 | HSF | — | | — | |
| 1969 21 | 9:28:38.50 | SIZ | — | 7 | 37.202 | 116.398 | 0.6 | B | 166 | 6.70 | 1.20 | HSF | — | | — | | — | | 2.0 | HSF | — | | — | |
| 1969 21 | 11:48:20.70 | SIZ | — | 5 | 37.187 | 116.415 | — | D | 152 | 6.80 | — | HSF | — | | — | | — | | 1.0 | HSF | — | | — | |
| 1969 21 | 12:38:57.30 | SIZ | — | 7 | 37.195 | 116.408 | 0.6 | B | 156 | 6.80 | 1.10 | HSF | — | | — | | — | | 2.1 | HSF | — | | — | |
| 1969 21 | 21:47:16.40 | SIZ | — | 8 | 37.198 | 116.400 | 0.5 | B | 166 | 7.70 | 1.20 | HSF | — | | — | | — | | 2.2 | HSF | — | | — | |
| 1969 21 | 22:37:13.10 | SIZ | — | 7 | 37.202 | 116.398 | 0.4 | B | 169 | 7.40 | 0.80 | HSF | — | | — | | — | | 0.9 | HSF | — | | — | |
| 1969 22 | 0: 1:50.70 | SIZ | — | 9 | 37.203 | 116.402 | 0.4 | A | 116 | 6.80 | 1.00 | HSF | — | | — | | — | | 2.2 | HSF | — | | — | |
| 1969 22 | 0:10:51.40 | SIZ | — | 9 | 37.203 | 116.400 | 0.4 | A | 116 | 6.80 | 1.50 | HSF | — | | — | | — | | 2.1 | HSF | — | | — | |
| 1969 22 | 0:14:29.10 | SIZ | — | 8 | 37.208 | 116.380 | 0.5 | B | 187 | 8.70 | 1.10 | HSF | — | | — | | — | | 1.0 | HSF | — | | — | |
| 1969 22 | 2:19:30.40 | SIZ | — | 10 | 37.205 | 116.398 | 0.4 | A | 118 | 6.70 | 1.00 | HSF | — | | — | | — | | 1.5 | HSF | — | | — | |
| 1969 22 | 3:16:52.80 | SIZ | — | 11 | 37.203 | 116.398 | 0.3 | A | 117 | 6.80 | 0.80 | HSF | — | | — | | — | | 1.4 | HSF | — | | — | |
| 1969 22 | 4:35:11.50 | SIZ | — | 12 | 37.203 | 116.400 | 0.4 | A | 117 | 7.90 | 1.10 | HSF | — | | — | | — | | 1.6 | HSF | — | | — | |
| 1969 22 | 7:58:58.90 | SIZ | — | 6 | 37.195 | 116.550 | 1.9 | C | 180 | 12.00 | 7.00 | HSF | — | | — | | — | | 0.8 | HSF | — | | — | |
| 1969 22 | 11:31:42.50 | SIZ | — | 12 | 37.203 | 116.400 | 0.4 | A | 116 | 7.70 | 1.00 | HSF | — | | — | | — | | 1.9 | HSF | — | | — | |
| 1969 22 | 12:45: 9.00 | SIZ | — | 12 | 37.205 | 116.402 | 0.4 | A | 117 | 8.00 | 1.00 | HSF | — | | — | | — | | 1.6 | HSF | — | | — | |

| DATE (UTC) | ORIGIN TIME HR MN SEC | HYPOCENTER FLAG | RMS | NO | LATITUDE | LONGITUDE | ERH | Q | GAP | DEPTH | ERZ | REF | INTENSITY I | REF | MAGNITUDE MS | REF | ML | REF | MD | REF | mb | REF | OTH | REF |
|---|---|---|---|---|---|---|---|---|---|---|---|---|---|---|---|---|---|---|---|---|---|---|---|---|
| 1969 AUG 22 | 14:37:26.10 | | — | 10 | 37.188 | 116.568 | 0.7 | D | 226 | 5.10* | — | HSF | — | | — | | — | | 1.8 | HSF | — | | — | |
| 1969 23 | 1:45:20.40 | SIZ | — | 11 | 37.208 | 116.398 | 0.2 | A | 119 | 6.50 | 0.70 | HSF | — | | — | | — | | 2.1 | HSF | — | | — | |
| 1969 23 | 3:33:24.40 | SIZ | — | 12 | 37.208 | 116.400 | 0.4 | A | 119 | 7.80 | 0.90 | HSF | — | | — | | — | | 2.0 | HSF | — | | — | |
| 1969 23 | 3:36:37.60 | SIZ | — | 10 | 37.208 | 116.400 | 0.3 | A | 118 | 7.10 | 0.80 | HSF | — | | — | | — | | 1.5 | HSF | — | | — | |
| 1969 23 | 3:47:12.70 | SIZ | — | 10 | 37.207 | 116.400 | 0.3 | A | 118 | 6.30 | 1.20 | HSF | — | | — | | — | | 1.1 | HSF | — | | — | |
| 1969 23 | 3:56:53.80 | SIZ | — | 9 | 37.208 | 116.403 | 0.3 | A | 118 | 6.60 | 0.90 | HSF | — | | — | | — | | 1.0 | HSF | — | | — | |
| 1969 23 | 4:15:51.30 | SIZ | — | 7 | 37.203 | 116.403 | 0.5 | B | 138 | 7.10 | 1.10 | HSF | — | | — | | — | | 0.8 | HSF | — | | — | |
| 1969 23 | 5: 4:25.30 | SIZ | — | 12 | 37.203 | 116.402 | 0.4 | A | 116 | 7.60 | 1.00 | HSF | — | | — | | — | | 2.0 | HSF | — | | — | |
| 1969 23 | 5:33: 3.90 | SIZ | — | 11 | 37.205 | 116.402 | 0.5 | A | 117 | 7.10 | 1.20 | HSF | — | | — | | — | | 1.0 | HSF | — | | — | |
| 1969 23 | 6:16:54.60 | | — | 10 | 37.198 | 116.563 | 0.3 | B | 126 | 7.40 | 0.90 | HSF | — | | — | | — | | 1.4 | HSF | — | | — | |
| 1969 23 | 8:17:42.70 | SIZ | — | 11 | 37.157 | 116.403 | 0.6 | B | 133 | 5.00 | 0.60 | HSF | — | | — | | — | | 1.8 | HSF | — | | — | |
| 1969 23 | 11:27:47.40 | SIZ | — | 10 | 37.203 | 116.402 | 0.2 | A | 116 | 6.60 | 0.70 | HSF | — | | — | | — | | 2.1 | HSF | — | | — | |
| 1969 23 | 16:57:39.60 | SIZ | — | 10 | 37.203 | 116.400 | 0.2 | A | 116 | 6.30 | 0.70 | HSF | — | | — | | — | | 1.4 | HSF | — | | — | |
| 1969 24 | 5:12:54.10 | SIZ | — | 10 | 37.205 | 116.400 | 0.5 | A | 117 | 6.90 | 1.30 | HSF | — | | — | | — | | 2.2 | HSF | — | | — | |
| 1969 24 | 5:41:41.40 | SIZ | — | 10 | 37.205 | 116.398 | 0.5 | B | 118 | 6.60 | 2.60 | HSF | — | | — | | — | | 1.5 | HSF | — | | — | |
| 1969 26 | 3:16:18.70 | | — | 8 | 37.192 | 116.560 | 0.6 | B | 139 | 7.30 | 3.70 | HSF | — | | — | | — | | 1.4 | HSF | — | | — | |
| 1969 27 | 5:16:41.40 | SIZ | — | 6 | 37.178 | 116.410 | 0.2 | B | 118 | 6.50 | 0.60 | HSF | — | | — | | — | | 1.1 | HSF | — | | — | |
| 1969 27 | 14:44:51.70 | SIZ | — | 5 | 37.177 | 116.415 | — | D | 147 | 5.90 | — | HSF | — | | — | | — | | 1.0 | HSF | — | | — | |
| 1969 28 | 1: 0: 7.10 | SIZ | — | 6 | 37.247 | 116.507 | 0.8 | B | 185 | 3.20 | 1.30 | HSF | — | | — | | — | | 1.9 | HSF | — | | — | |
| 1969 28 | 5: 2: 7.20 | SIZ | — | 5 | 37.205 | 116.380 | 0.4 | C | 155 | 1.60* | — | HSF | — | | — | | — | | 1.3 | HSF | — | | — | |
| 1969 31 | 19:29:27.20 | SIZ | — | 5 | 37.262 | 116.620 | 5.6 | D | 319 | 1.60* | — | HSF | — | | — | | — | | 1.0 | HSF | — | | — | |
| 1969 SEP 3 | 3:44:13.80 | SIZ | — | 5 | 37.208 | 116.385 | 0.8 | C | 153 | 2.30* | — | HSF | — | | — | | — | | 0.9 | HSF | — | | — | |
| 1969 3 | 4: 3:28.00 | SIZ | — | 5 | 37.208 | 116.385 | 0.6 | C | 153 | 1.60* | — | HSF | — | | — | | — | | 0.8 | HSF | — | | — | |
| 1969 3 | 4:13:45.00 | SIZ | — | 5 | 37.208 | 116.385 | 0.6 | C | 153 | 1.60* | — | HSF | — | | — | | — | | 1.4 | HSF | — | | — | |
| 1969 5 | 1:26:38.80 | SIZ | — | 7 | 37.275 | 116.505 | 0.9 | B | 219 | 4.10 | 0.60 | HSF | — | | — | | — | | 1.8 | HSF | — | | — | |
| 1969 6 | 22:38:38.80 | SIZ | — | 9 | 37.240 | 116.498 | 0.5 | A | 115 | 4.90 | 0.30 | HSF | — | | — | | — | | 1.5 | HSF | — | | — | |
| 1969 8 | 11:34: 6.38 | | — | — | 36.125 | 117.908 | — | B | — | 3.50 | — | PAS | — | | 1.3 | BRP | 2.6 | PAS | — | | — | | — | |
| 1969 11 | 1:38: 4.70 | SIZ | — | 7 | 37.198 | 116.500 | 0.8 | B | 192 | 3.10 | 1.20 | HSF | — | | — | | — | | 1.9 | HSF | — | | — | |
| 1969 13 | 21: 1:33.60 | SIZ | — | 9 | 37.262 | 116.525 | 0.1 | A | 73 | 6.10 | 0.30 | HSF | — | | — | | — | | 1.1 | HSF | — | | — | |
| 1969 16 | 14: 4:47.40 | SIZ | — | 9 | 37.258 | 116.510 | 0.3 | B | 122 | 4.80 | 0.20 | HSF | — | | — | | — | | 1.7 | HSF | — | | — | |
| 1969 16 | 14:48:24.80 | SIZ | — | 13 | 37.315 | 116.462 | 0.1 | C | 62 | 0.60* | — | HSF | — | | — | | — | | 2.8 | HSF | — | | — | |
| 1969 16 | 14:52:40.30 | SIZ | — | 7 | 37.312 | 116.438 | 1.1 | C | 196 | 0.60* | — | HSF | — | | — | | — | | 2.8 | HSF | — | | — | |
| 1969 16 | 14:56:56.50 | SIZ | — | 13 | 37.317 | 116.457 | 0.4 | C | 81 | 0.60* | — | HSF | — | | — | | — | | 2.7 | HSF | — | | — | |
| 1969 16 | 14:57:39.60 | SIZ | — | 13 | 37.320 | 116.457 | 0.1 | C | 64 | 0.60* | — | HSF | — | | — | | — | | 2.8 | HSF | — | | — | |
| 1969 16 | 14:58:11.00 | SIZ | — | 10 | 37.318 | 116.453 | 0.5 | C | 90 | 0.60* | — | HSF | — | | — | | — | | 3.0 | HSF | — | | — | |
| 1969 16 | 14:59:36.50 | SIZ | — | 9 | 37.287 | 116.455 | 0.3 | C | 91 | 0.00* | — | HSF | — | | — | | — | | 2.9 | HSF | — | | — | |
| 1969 16 | 15: 1:35.40 | SIZ | — | 14 | 37.318 | 116.452 | 0.2 | C | 64 | 0.60* | — | HSF | — | | — | | — | | 2.7 | HSF | — | | — | |
| 1969 16 | 15: 4:59.30 | SIZ | — | 14 | 37.317 | 116.457 | 0.2 | C | 63 | 0.60* | — | HSF | — | | — | | — | | 2.8 | HSF | — | | — | |
| 1969 16 | 15:10:32.70 | SIZ | — | 15 | 37.315 | 116.455 | 0.2 | C | 62 | 0.60* | — | HSF | — | | — | | — | | 2.9 | HSF | — | | — | |
| 1969 16 | 15:14:58.70 | SIZ | — | 20 | 37.322 | 116.460 | 0.3 | D | 68 | 0.60 | — | HSF | — | | — | | — | | 2.8 | HSF | — | | — | |
| 1969 16 | 15:16: 0.70 | SIZ | — | 14 | 37.318 | 116.457 | 0.5 | C | 67 | 0.60* | — | HSF | — | | — | | — | | 3.0 | HSF | — | | — | |
| 1969 16 | 15:21:32.10 | SIZ | — | 12 | 37.313 | 116.460 | 0.3 | C | 61 | 0.60* | — | HSF | — | | — | | — | | 2.7 | HSF | — | | — | |
| 1969 16 | 15:22:43.10 | SIZ | — | 13 | 37.315 | 116.462 | 0.2 | C | 63 | 0.60* | — | HSF | — | | — | | — | | 2.8 | HSF | — | | — | |
| 1969 16 | 15:28:39.30 | SIZ | — | 12 | 37.328 | 116.453 | 0.4 | C | 68 | 0.60* | — | HSF | — | | — | | — | | 2.5 | HSF | — | | — | |
| 1969 16 | 15:31:53.10 | SIZ | — | 13 | 37.320 | 116.458 | 0.4 | C | 68 | 0.60* | — | HSF | — | | — | | — | | 3.2 | HSF | 4.1 | PDX | — | |
| 1969 16 | 15:34:50.60 | SIZ | — | 15 | 37.315 | 116.460 | 0.1 | C | 62 | 0.60* | — | HSF | — | | — | | — | | 2.8 | HSF | — | | — | |
| 1969 16 | 15:39:16.10 | SIZ | — | 10 | 37.317 | 116.463 | 0.3 | C | 86 | 0.60* | — | HSF | — | | — | | — | | 2.7 | HSF | — | | — | |
| 1969 16 | 15:43:39.10 | SIZ | — | 15 | 37.313 | 116.457 | 0.3 | C | 62 | 0.60* | — | HSF | — | | — | | — | | 4.3 | HSF | 4.9 | PDX | — | |

SGB HISTORICAL HYPOCENTER SUMMARY 1868-1978

| DATE | ORIGIN TIME | HYPOCENTER | | | | | | | | | | | INTENSITY | | MAGNITUDE | | | | | | | |
|---|---|---|---|---|---|---|---|---|---|---|---|---|---|---|---|---|---|---|---|---|---|---|
| (UTC) | HR MN SEC | FLAG | RMS | NO | LATITUDE | LONGITUDE | ERH | Q | GAP | DEPTH | ERZ | REF | I | REF | MS | REF | ML | REF | MD | REF | mb | REF | OTH | REF |
| 1969 SEP 16 | 15:45:29.90 | SIZ | — | 6 | 37.318 | 116.458 | 0.6 | C | 83 | 0.60* | — | HSF | — | | — | | — | | 2.5 | HSF | — | | — | |
| 1969 16 | 15:46:27.60 | SIZ | — | 9 | 37.312 | 116.455 | 0.5 | C | 107 | 0.60* | — | HSF | — | | — | | — | | 2.7 | HSF | — | | — | |
| 1969 16 | 15:50:16.50 | SIZ | — | 14 | 37.315 | 116.458 | 0.2 | C | 62 | 0.60* | — | HSF | — | | — | | — | | 2.9 | HSF | — | | — | |
| 1969 16 | 15:51:41.40 | SIZ | — | 10 | 37.327 | 116.453 | 0.5 | C | 113 | 0.60* | — | HSF | — | | — | | — | | 2.7 | HSF | — | | — | |
| 1969 16 | 15:53:56.00 | SIZ | — | 10 | 37.318 | 116.460 | 0.4 | C | 68 | 0.60* | — | HSF | — | | — | | — | | 2.6 | HSF | — | | — | |
| 1969 16 | 15:54:53.60 | SIZ | — | 7 | 37.312 | 116.450 | 0.7 | C | 139 | 0.60* | — | HSF | — | | — | | — | | 2.8 | HSF | — | | — | |
| 1969 16 | 15:55: 0.00 | SIZ | — | — | 37.300 | 116.500 | — | | — | 0.00* | — | HSF* | — | | — | | — | | 3.0 | HSF | — | | — | |
| 1969 16 | 15:56:36.90 | SIZ | — | 10 | 37.298 | 116.443 | 0.3 | C | 92 | 0.60* | — | HSF | — | | — | | — | | 2.4 | HSF | — | | — | |
| 1969 16 | 15:58:20.40 | SIZ | — | 9 | 37.318 | 116.460 | 0.2 | C | 84 | 0.60* | — | HSF | — | | — | | — | | 2.8 | HSF | — | | — | |
| 1969 16 | 16: 2: 1.90 | SIZ | — | 9 | 37.317 | 116.455 | 0.3 | C | 90 | 0.60* | — | HSF | — | | — | | — | | 3.0 | HSF | — | | — | |
| 1969 16 | 16: 3:38.60 | SIZ | — | 13 | 37.315 | 116.455 | 0.2 | C | 63 | 0.60* | — | HSF | — | | — | | — | | 3.0 | HSF | — | | — | |
| 1969 16 | 16: 7:26.20 | SIZ | — | 15 | 37.312 | 116.458 | 0.2 | C | 61 | 0.60* | — | HSF | — | | — | | — | | 2.9 | HSF | — | | — | |
| 1969 16 | 16:14:23.60 | SIZ | — | 10 | 37.315 | 116.458 | 0.4 | C | 68 | 0.60* | — | HSF | — | | — | | — | | 2.8 | HSF | — | | — | |
| 1969 16 | 16:18:42.10 | SIZ | — | 12 | 37.315 | 116.455 | 0.4 | C | 112 | 0.60* | — | HSF | — | | — | | — | | 2.8 | HSF | — | | — | |
| 1969 16 | 16:19:33.10 | SIZ | — | 9 | 37.305 | 116.432 | 0.2 | C | 71 | 0.60* | — | HSF | — | | — | | — | | 2.1 | HSF | — | | — | |
| 1969 16 | 16:21: 0.50 | SIZ | — | 8 | 37.332 | 116.443 | 0.6 | C | 74 | 0.60* | — | HSF | — | | — | | — | | 2.7 | HSF | — | | — | |
| 1969 16 | 16:22:26.80 | SIZ | — | 8 | 37.315 | 116.473 | 0.4 | C | 91 | 0.60* | — | HSF | — | | — | | — | | 2.8 | HSF | — | | — | |
| 1969 16 | 16:23:53.40 | SIZ | — | 12 | 37.312 | 116.455 | 0.3 | C | 61 | 0.60* | — | HSF | — | | — | | 3.7 | PDX | 3.6 | HSF | 4.4 | PDX | 4.4 | GDY |
| 1969 16 | 16:34: 9.20 | SIZ | — | 11 | 37.318 | 116.453 | 0.3 | C | 64 | 0.60* | — | HSF | — | | — | | — | | 2.2 | HSF | — | | — | |
| 1969 16 | 16:38:39.30 | SIZ | — | 13 | 37.315 | 116.458 | 0.2 | C | 91 | 0.60* | — | HSF | — | | — | | — | | 2.8 | HSF | — | | — | |
| 1969 16 | 16:42:28.10 | SIZ | — | 14 | 37.312 | 116.463 | 0.1 | C | 61 | 0.60* | — | HSF | — | | — | | — | | 2.7 | HSF | — | | — | |
| 1969 16 | 16:46: 7.90 | SIZ | — | 17 | 37.318 | 116.460 | 0.2 | C | 63 | 0.60* | — | HSF | — | | — | | — | | 2.8 | HSF | — | | — | |
| 1969 16 | 16:47:58.30 | SIZ | — | 14 | 37.317 | 116.453 | 0.3 | C | 63 | 0.60* | — | HSF | — | | — | | — | | 2.8 | HSF | — | | — | |
| 1969 16 | 16:49:19.90 | SIZ | — | 11 | 37.317 | 116.453 | 0.2 | C | 63 | 0.60* | — | HSF | — | | — | | — | | 2.4 | HSF | — | | — | |
| 1969 16 | 16:51:45.30 | SIZ | — | 16 | 37.313 | 116.462 | 0.2 | C | 62 | 0.60* | — | HSF | — | | — | | — | | 3.0 | HSF | — | | — | |
| 1969 16 | 16:56:16.60 | SIZ | — | 17 | 37.315 | 116.458 | 0.1 | B | 55 | 1.90 | 1.00 | HSF | — | | — | | — | | 2.7 | HSF | — | | — | |
| 1969 16 | 17: 2:45.30 | SIZ | — | 19 | 37.313 | 116.458 | 0.2 | C | 55 | 1.70* | — | HSF | — | | — | | — | | 2.7 | HSF | — | | — | |
| 1969 16 | 17: 8: 2.50 | SIZ | — | 13 | 37.318 | 116.457 | 0.3 | C | 64 | 0.60* | — | HSF | — | | — | | — | | 2.8 | HSF | — | | — | |
| 1969 16 | 17:11:39.40 | SIZ | — | 15 | 37.318 | 116.462 | 0.2 | B | 61 | 2.60 | 0.30 | HSF | — | | — | | — | | 2.8 | HSF | — | | — | |
| 1969 16 | 17:16:15.00 | SIZ | — | 15 | 37.318 | 116.460 | 0.2 | C | 64 | 0.60* | — | HSF | — | | — | | — | | 3.1 | HSF | — | | — | |
| 1969 16 | 17:17:37.90 | SIZ | — | 15 | 37.315 | 116.460 | 0.2 | C | 63 | 0.60* | — | HSF | — | | — | | — | | 3.0 | HSF | — | | — | |
| 1969 16 | 17:21: 0.00 | SIZ | — | — | 37.300 | 116.500 | — | | — | 0.00* | — | HSF* | — | | — | | — | | 3.0 | HSF | — | | — | |
| 1969 16 | 17:23:10.30 | SIZ | — | 10 | 37.317 | 116.457 | 0.2 | C | 105 | 0.60* | — | HSF | — | | — | | — | | 2.8 | HSF | — | | — | |
| 1969 16 | 17:24:12.50 | SIZ | — | 14 | 37.315 | 116.462 | 0.2 | C | 62 | 0.60* | — | HSF | — | | — | | — | | 3.2 | HSF | — | | — | |
| 1969 16 | 17:31:14.20 | SIZ | — | 10 | 37.317 | 116.460 | 0.6 | C | 84 | 0.60* | — | HSF | — | | — | | 4.2 | PDX | 4.4 | HSF | 5.0 | PDX | 5.0 | GDY |
| 1969 16 | 18: 3: 9.60 | SIZ | — | 14 | 37.320 | 116.452 | 0.2 | C | 65 | 0.60* | — | HSF | — | | — | | — | | 2.9 | HSF | — | | — | |
| 1969 16 | 18:14: 2.10 | SIZ | — | 9 | 37.312 | 116.447 | 0.3 | C | 65 | 0.60* | — | HSF | — | | — | | — | | 2.9 | HSF | — | | — | |
| 1969 16 | 18:15:39.10 | SIZ | — | 13 | 37.317 | 116.455 | 0.3 | C | 64 | 0.60* | — | HSF | — | | — | | 4.2 | PDX | 3.9 | HSF | 4.6 | PDX | 4.6 | GDY |
| 1969 16 | 18:37:41.40 | SIZ | — | 9 | 37.290 | 116.448 | 0.3 | B | 85 | 4.70 | 0.70 | HSF | — | | — | | — | | 1.1 | HSF | — | | — | |
| 1969 16 | 19:28: 5.60 | SIZ | — | 18 | 37.293 | 116.440 | 0.2 | B | 76 | 3.60 | 0.30 | HSF | — | | — | | — | | 2.7 | HSF | — | | — | |
| 1969 16 | 20: 7:34.50 | SIZ | — | 15 | 37.303 | 116.432 | 0.2 | B | 87 | 3.90 | 0.30 | HSF | — | | — | | — | | 2.6 | HSF | — | | — | |
| 1969 16 | 20:18:17.20 | SIZ | — | 17 | 37.305 | 116.430 | 0.2 | B | 48 | 3.80 | 0.30 | HSF | — | | — | | — | | 2.6 | HSF | — | | — | |
| 1969 16 | 21:19:34.40 | SIZ | — | 13 | 37.290 | 116.447 | 0.2 | A | 53 | 4.50 | 0.30 | HSF | — | | — | | — | | 2.0 | HSF | — | | — | |
| 1969 16 | 21:46:42.40 | SIZ | — | 15 | 37.287 | 116.450 | 0.2 | A | 47 | 4.10 | 0.20 | HSF | — | | — | | — | | 1.9 | HSF | — | | — | |
| 1969 16 | 23: 4:10.70 | SIZ | — | 15 | 37.325 | 116.450 | 0.2 | A | 69 | 2.40 | 0.90 | HSF | — | | — | | — | | 2.4 | HSF | — | | — | |
| 1969 16 | 23:22:24.50 | SIZ | — | 8 | 37.308 | 116.473 | 0.2 | A | 76 | 3.80 | 0.20 | HSF | — | | — | | — | | 2.3 | HSF | — | | — | |
| 1969 16 | 23:56:29.20 | SIZ | — | 5 | 37.325 | 116.458 | 1.2 | D | 237 | 3.00* | — | HSF | — | | — | | — | | 2.3 | HSF | — | | — | |
| 1969 17 | 0:25:12.90 | SIZ | — | 14 | 37.285 | 116.443 | 0.2 | A | 80 | 2.30 | 0.30 | HSF | — | | — | | — | | 1.1 | HSF | — | | — | |

| DATE (UTC) | ORIGIN TIME HR MN SEC | HYPOCENTER FLAG | RMS | NO | LATITUDE | LONGITUDE | ERH | Q | GAP | DEPTH | ERZ | REF | INTENSITY I | REF | MAGNITUDE MS | REF | ML | REF | MD | REF | mb | REF | OTH | REF |
|---|---|---|---|---|---|---|---|---|---|---|---|---|---|---|---|---|---|---|---|---|---|---|---|---|
| 1969 SEP 17 | 0:34:38.00 | SIZ | — | 4 | 37.312 | 116.473 | — | D | 123 | 3.00* | — | HSF | — | | — | | — | | 2.2 | HSF | — | | — | |
| 1969 17 | 1:20:20.30 | SIZ | — | 10 | 37.312 | 116.467 | 0.2 | B | 137 | 0.80 | 0.20 | HSF | — | | — | | — | | 2.7 | HSF | — | | — | |
| 1969 17 | 2: 7: 4.20 | SIZ | — | 14 | 37.313 | 116.468 | 0.1 | A | 70 | 1.10 | 0.20 | HSF | — | | — | | — | | 2.6 | HSF | — | | — | |
| 1969 17 | 3:15:25.00 | SIZ | — | 7 | 37.323 | 116.468 | 0.4 | B | 122 | 2.70 | 1.10 | HSF | — | | — | | — | | 2.8 | HSF | — | | — | |
| 1969 17 | 3:29:37.10 | SIZ | — | 5 | 37.245 | 116.400 | 0.9 | C | 154 | 3.00* | — | HSF | — | | — | | — | | 2.3 | HSF | — | | — | |
| 1969 17 | 3:46:44.80 | SIZ | — | 6 | 37.308 | 116.473 | 0.6 | B | 111 | 3.30 | 4.00 | HSF | — | | — | | — | | 2.0 | HSF | — | | — | |
| 1969 17 | 3:53: 4.70 | SIZ | — | 13 | 37.315 | 116.465 | 0.2 | A | 58 | 1.00 | 0.30 | HSF | — | | — | | — | | 2.6 | HSF | — | | — | |
| 1969 17 | 4:38:31.20 | SIZ | — | 12 | 37.318 | 116.467 | 0.1 | A | 74 | 1.10 | 0.20 | HSF | — | | — | | — | | 2.5 | HSF | — | | — | |
| 1969 17 | 6: 6:38.00 | SIZ | — | 15 | 37.315 | 116.468 | 0.2 | A | 65 | 1.50 | 0.20 | HSF | — | | — | | — | | 2.4 | HSF | — | | — | |
| 1969 17 | 6:47:38.00 | SIZ | — | 17 | 37.323 | 116.458 | 0.2 | A | 61 | 1.70 | 0.20 | HSF | — | | — | | — | | 2.7 | HSF | — | | — | |
| 1969 17 | 6:48:31.00 | SIZ | — | 16 | 37.287 | 116.445 | 0.2 | A | 48 | 4.10 | 0.20 | HSF | — | | — | | — | | 2.5 | HSF | — | | — | |
| 1969 17 | 6:53:57.70 | SIZ | — | 14 | 37.312 | 116.470 | 0.2 | A | 68 | 1.40 | 0.30 | HSF | — | | — | | — | | 2.7 | HSF | — | | — | |
| 1969 17 | 7:12:38.80 | SIZ | — | 17 | 37.327 | 116.467 | 0.1 | A | 66 | 2.30 | 0.30 | HSF | — | | — | | — | | 2.5 | HSF | — | | — | |
| 1969 17 | 9:37:30.80 | SIZ | — | 13 | 37.317 | 116.467 | 0.3 | A | 62 | 0.80 | 0.40 | HSF | — | | — | | — | | 2.7 | HSF | — | | — | |
| 1969 17 | 9:49:37.20 | SIZ | — | 14 | 37.315 | 116.462 | 0.2 | A | 62 | 0.50 | 0.30 | HSF | — | | — | | — | | 2.7 | HSF | — | | — | |
| 1969 17 | 11:12:57.50 | SIZ | — | 12 | 37.315 | 116.465 | 0.2 | A | 64 | 1.40 | 0.30 | HSF | — | | — | | — | | 2.5 | HSF | — | | — | |
| 1969 17 | 11:13:39.90 | SIZ | — | 16 | 37.325 | 116.465 | 0.2 | A | 65 | 2.10 | 0.30 | HSF | — | | — | | — | | 2.7 | HSF | — | | — | |
| 1969 17 | 15: 4: 3.40 | SIZ | — | 13 | 37.287 | 116.457 | 0.3 | A | 67 | 3.20 | 0.30 | HSF | — | | — | | — | | 1.7 | HSF | — | | — | |
| 1969 17 | 16:34: 2.80 | SIZ | — | 15 | 37.317 | 116.457 | 0.2 | A | 63 | 1.20 | 0.50 | HSF | — | | — | | — | | 2.7 | HSF | — | | — | |
| 1969 17 | 17:41:48.10 | SIZ | — | 17 | 37.290 | 116.447 | 0.2 | A | 54 | 4.50 | 0.20 | HSF | — | | — | | — | | 1.7 | HSF | — | | — | |
| 1969 17 | 19:58:41.10 | SIZ | — | 18 | 37.290 | 116.453 | 0.2 | A | 56 | 4.30 | 0.20 | HSF | — | | — | | — | | 2.2 | HSF | — | | — | |
| 1969 17 | 20:52:16.80 | SIZ | — | 17 | 37.325 | 116.467 | 0.1 | A | 66 | 2.20 | 0.30 | HSF | — | | — | | — | | 2.7 | HSF | — | | — | |
| 1969 17 | 21:12: 2.20 | SIZ | — | 17 | 37.323 | 116.448 | 0.1 | A | 56 | 1.60 | 0.10 | HSF | — | | — | | — | | 2.6 | HSF | — | | — | |
| 1969 17 | 21:33:59.70 | SIZ | — | 17 | 37.297 | 116.435 | 0.2 | A | 73 | 4.00 | 0.30 | HSF | — | | — | | — | | 2.2 | HSF | — | | — | |
| 1969 17 | 21:52:22.40 | SIZ | — | 18 | 37.298 | 116.437 | 0.2 | A | 72 | 4.40 | 0.20 | HSF | — | | — | | — | | 2.5 | HSF | — | | — | |
| 1969 17 | 23:34:44.10 | SIZ | — | 22 | 37.278 | 116.465 | 0.2 | A | 49 | 2.40 | 0.30 | HSF | — | | — | | — | | 2.3 | HSF | — | | — | |
| 1969 18 | 0:24:10.40 | SIZ | — | 21 | 37.300 | 116.435 | 0.2 | A | 42 | 4.20 | 0.20 | HSF | — | | — | | — | | 2.3 | HSF | — | | — | |
| 1969 18 | 2:14: 1.40 | SIZ | — | 21 | 37.307 | 116.427 | 0.1 | A | 44 | 3.80 | 0.20 | HSF | — | | — | | — | | 2.6 | HSF | — | | — | |
| 1969 18 | 2:27: 6.80 | SIZ | — | 19 | 37.307 | 116.425 | 0.1 | A | 44 | 3.80 | 0.20 | HSF | — | | — | | — | | 2.1 | HSF | — | | — | |
| 1969 18 | 3:42:42.40 | SIZ | — | 18 | 37.285 | 116.483 | 0.2 | A | 65 | 1.40 | 0.30 | HSF | — | | — | | — | | 1.9 | HSF | — | | — | |
| 1969 18 | 5:52:53.20 | SIZ | — | 23 | 37.308 | 116.427 | 0.2 | A | 44 | 3.80 | 0.20 | HSF | — | | — | | — | | 2.6 | HSF | — | | — | |
| 1969 18 | 6:30:23.80 | SIZ | — | 15 | 37.287 | 116.448 | 0.2 | A | 96 | 3.90 | 0.20 | HSF | — | | — | | — | | 0.5 | HSF | — | | — | |
| 1969 18 | 7: 0:52.20 | SIZ | — | 18 | 37.283 | 116.463 | 0.2 | A | 67 | 2.30 | 0.20 | HSF | — | | — | | — | | 1.3 | HSF | — | | — | |
| 1969 18 | 7: 1:49.70 | SIZ | — | 18 | 37.285 | 116.463 | 0.2 | A | 53 | 2.00 | 0.20 | HSF | — | | — | | — | | 1.5 | HSF | — | | — | |
| 1969 18 | 7: 3:28.30 | SIZ | — | 15 | 37.325 | 116.467 | 0.2 | A | 65 | 2.10 | 0.30 | HSF | — | | — | | — | | 1.5 | HSF | — | | — | |
| 1969 18 | 7:27:30.50 | SIZ | — | 18 | 37.297 | 116.437 | 0.2 | A | 74 | 4.10 | 0.20 | HSF | — | | — | | — | | 2.0 | HSF | — | | — | |
| 1969 18 | 8: 9: 6.00 | SIZ | — | 17 | 37.287 | 116.450 | 0.2 | A | 86 | 4.30 | 0.20 | HSF | — | | — | | — | | 0.5 | HSF | — | | — | |
| 1969 18 | 9:32:19.60 | SIZ | — | 19 | 37.278 | 116.465 | 0.2 | A | 101 | 2.40 | 0.30 | HSF | — | | — | | — | | 1.9 | HSF | — | | — | |
| 1969 18 | 10:24:12.50 | SIZ | — | 21 | 37.327 | 116.452 | 0.1 | A | 58 | 2.00 | 0.40 | HSF | — | | — | | — | | 2.0 | HSF | — | | — | |
| 1969 18 | 14: 7:37.40 | SIZ | — | 15 | 37.288 | 116.448 | 0.3 | A | 96 | 4.40 | 0.30 | HSF | — | | — | | — | | 0.8 | HSF | — | | — | |
| 1969 18 | 16:28: 8.60 | SIZ | — | 14 | 37.308 | 116.467 | 0.2 | A | 86 | 3.40 | 0.30 | HSF | — | | — | | — | | 2.0 | HSF | — | | — | |
| 1969 18 | 19:57:38.60 | SIZ | — | 21 | 37.308 | 116.475 | 0.2 | A | 58 | 2.50 | 0.30 | HSF | — | | — | | — | | 2.1 | HSF | — | | — | |
| 1969 18 | 22:25:13.70 | SIZ | — | 20 | 37.323 | 116.468 | 0.1 | A | 64 | 2.70 | 0.20 | HSF | — | | — | | — | | 2.7 | HSF | — | | — | |
| 1969 19 | 0:33:45.50 | SIZ | — | 19 | 37.315 | 116.465 | 0.2 | A | 58 | 2.70 | 0.30 | HSF | — | | — | | — | | 1.4 | HSF | — | | — | |
| 1969 19 | 3:50:20.70 | SIZ | — | 11 | 37.280 | 116.453 | 0.6 | B | 143 | 4.50 | 0.40 | HSF | — | | — | | — | | 0.1 | HSF | — | | — | |
| 1969 19 | 4:25: 0.60 | SIZ | — | 18 | 37.312 | 116.470 | 0.2 | A | 59 | 2.40 | 0.40 | HSF | — | | — | | — | | 1.2 | HSF | — | | — | |
| 1969 19 | 6:10:38.40 | SIZ | — | 21 | 37.318 | 116.465 | 0.2 | A | 60 | 0.70 | 0.20 | HSF | — | | — | | — | | 2.0 | HSF | — | | — | |
| 1969 19 | 6:14:28.70 | SIZ | — | 19 | 37.290 | 116.455 | 0.2 | A | 72 | 2.80 | 0.40 | HSF | — | | — | | — | | 1.9 | HSF | — | | — | |

SGB HISTORICAL HYPOCENTER SUMMARY 1868-1978

| DATE (UTC) | ORIGIN TIME HR MN SEC | HYPOCENTER FLAG | RMS | NO | LATITUDE | LONGITUDE | ERH | Q | GAP | DEPTH | ERZ | REF | INTENSITY I | REF | MAGNITUDE MS | REF | ML | REF | MD | REF | mb | REF | OTH | REF |
|---|---|---|---|---|---|---|---|---|---|---|---|---|---|---|---|---|---|---|---|---|---|---|---|---|
| 1969 SEP 19 | 6:22:27.60 | SIZ | — | 19 | 37.328 | 116.467 | 0.2 | A | 67 | 1.90 | 0.30 | HSF | — | | — | | — | | 1.5 | HSF | — | | — | |
| 1969 19 | 6:31:16.10 | SIZ | — | 17 | 37.277 | 116.463 | 0.2 | A | 70 | 2.20 | 0.20 | HSF | — | | — | | — | | 1.5 | HSF | — | | — | |
| 1969 19 | 6:56:57.50 | SIZ | — | 16 | 37.290 | 116.457 | 0.2 | A | 71 | 2.40 | 0.50 | HSF | — | | — | | — | | 1.1 | HSF | — | | — | |
| 1969 19 | 8:38: 8.80 | SIZ | — | 17 | 37.318 | 116.443 | 0.2 | A | 86 | 1.10 | 0.90 | HSF | — | | — | | — | | 1.6 | HSF | — | | — | |
| 1969 19 | 8:50:37.10 | SIZ | — | 14 | 37.310 | 116.465 | 0.2 | A | 72 | 1.60 | 0.30 | HSF | — | | — | | — | | 1.0 | HSF | — | | — | |
| 1969 19 | 14: 9:44.30 | SIZ | — | 15 | 37.305 | 116.467 | 0.2 | A | 76 | 2.60 | 0.30 | HSF | — | | — | | — | | 1.2 | HSF | — | | — | |
| 1969 19 | 22:55: 2.70 | SIZ | — | 19 | 37.320 | 116.458 | 0.2 | B | 77 | 1.70 | 0.30 | HSF | — | | — | | — | | 2.0 | HSF | — | | — | |
| 1969 19 | 22:59:54.30 | SIZ | — | 18 | 37.315 | 116.458 | 0.1 | A | 60 | 1.50 | 0.20 | HSF | — | | — | | — | | 2.6 | HSF | — | | — | |
| 1969 20 | 0:55:20.30 | SIZ | — | 21 | 37.342 | 116.410 | 0.2 | A | 59 | 2.70 | 0.30 | HSF | — | | — | | — | | 2.1 | HSF | — | | — | |
| 1969 20 | 2:50:24.30 | SIZ | — | 16 | 37.318 | 116.463 | 0.2 | A | 84 | 1.10 | 0.40 | HSF | — | | — | | — | | 1.5 | HSF | — | | — | |
| 1969 20 | 8:37:22.30 | SIZ | — | 14 | 37.280 | 116.460 | 0.2 | A | 98 | 2.50 | 0.50 | HSF | — | | — | | — | | 1.4 | HSF | — | | — | |
| 1969 20 | 9:27:33.60 | SIZ | — | 16 | 37.315 | 116.465 | 0.1 | A | 66 | 1.20 | 0.20 | HSF | — | | — | | — | | 1.2 | HSF | — | | — | |
| 1969 20 | 10:19: 6.30 | SIZ | — | 14 | 37.280 | 116.463 | 0.1 | A | 67 | 2.60 | 0.20 | HSF | — | | — | | — | | 1.3 | HSF | — | | — | |
| 1969 20 | 12:24:56.50 | SIZ | — | 17 | 37.227 | 116.595 | 0.2 | C | 83 | 0.60* | — | HSF | — | | — | | — | | 1.2 | HSF | — | | — | |
| 1969 20 | 13:36:16.80 | SIZ | — | 21 | 37.310 | 116.465 | 0.1 | A | 56 | 0.90 | 0.40 | HSF | — | | — | | — | | 2.4 | HSF | — | | — | |
| 1969 20 | 13:46:16.90 | SIZ | — | 19 | 37.308 | 116.465 | 0.1 | A | 55 | 0.60 | 0.20 | HSF | — | | — | | — | | 1.4 | HSF | — | | — | |
| 1969 20 | 14:30: 1.69 | SIZ | — | — | 37.148 | 116.066 | — | | — | 8.00* | — | GDY | 5 | BRP | 3.7 | BRP | 3.7 | PDX | — | | 4.3 | PDX | 4.3 | GDY |
| 1969 20 | 19:33: 9.40 | SIZ | — | 19 | 37.308 | 116.477 | 0.2 | A | 59 | 2.90 | 0.30 | HSF | — | | — | | — | | 1.3 | HSF | — | | — | |
| 1969 20 | 20: 1: 1.70 | SIZ | — | 21 | 37.308 | 116.457 | 0.1 | A | 52 | 0.60 | 0.10 | HSF | — | | — | | — | | 2.1 | HSF | — | | — | |
| 1969 20 | 20:43:55.70 | SIZ | — | 20 | 37.323 | 116.452 | 0.1 | A | 57 | 1.60 | 0.10 | HSF | — | | — | | — | | 1.5 | HSF | — | | — | |
| 1969 20 | 21: 7:29.20 | SIZ | — | 21 | 37.298 | 116.440 | 0.2 | A | 44 | 4.00 | 0.20 | HSF | — | | — | | — | | 1.5 | HSF | — | | — | |
| 1969 20 | 23:53:11.70 | SIZ | — | 21 | 37.315 | 116.465 | 0.1 | A | 59 | 1.00 | 0.20 | HSF | — | | — | | — | | 1.9 | HSF | — | | — | |
| 1969 21 | 0:54:20.40 | SIZ | — | 17 | 37.307 | 116.477 | 0.1 | A | 58 | 2.40 | 0.20 | HSF | — | | — | | — | | 1.3 | HSF | — | | — | |
| 1969 21 | 1: 5: 9.30 | SIZ | — | 14 | 37.327 | 116.465 | 0.2 | A | 66 | 1.90 | 0.20 | HSF | — | | — | | — | | 0.6 | HSF | — | | — | |
| 1969 21 | 1:14: 1.70 | SIZ | — | 15 | 37.297 | 116.445 | 0.2 | A | 78 | 4.70 | 0.20 | HSF | — | | — | | — | | — | | — | | — | |
| 1969 21 | 1:15:53.70 | SIZ | — | 12 | 37.300 | 116.462 | 0.2 | A | 86 | 1.70 | 0.30 | HSF | — | | — | | — | | 0.2 | HSF | — | | — | |
| 1969 21 | 6:16: 3.30 | SIZ | — | 15 | 37.307 | 116.463 | 0.2 | A | 78 | 2.10 | 0.20 | HSF | — | | — | | — | | 1.3 | HSF | — | | — | |
| 1969 21 | 7:19:15.40 | SIZ | — | 14 | 37.318 | 116.468 | 0.2 | A | 72 | 2.80 | 0.30 | HSF | — | | — | | — | | 0.2 | HSF | — | | — | |
| 1969 21 | 9:46:58.60 | SIZ | — | 18 | 37.288 | 116.468 | 0.2 | A | 99 | 2.50 | 0.30 | HSF | — | | — | | — | | 1.1 | HSF | — | | — | |
| 1969 21 | 10:23:19.10 | SIZ | — | 18 | 37.317 | 116.462 | 0.1 | A | 58 | 0.70 | 0.20 | HSF | — | | — | | — | | 1.6 | HSF | — | | — | |
| 1969 21 | 11:38:46.10 | SIZ | — | 17 | 37.327 | 116.462 | 0.2 | A | 65 | 2.00 | 0.20 | HSF | — | | — | | — | | 1.5 | HSF | — | | — | |
| 1969 21 | 16:37:49.60 | SIZ | — | 15 | 37.318 | 116.465 | 0.2 | A | 60 | 2.40 | 0.40 | HSF | — | | — | | — | | 0.6 | HSF | — | | — | |
| 1969 21 | 18:21:49.40 | SIZ | — | 15 | 37.310 | 116.475 | 0.2 | A | 59 | 2.90 | 0.30 | HSF | — | | — | | — | | 0.4 | HSF | — | | — | |
| 1969 21 | 18:48:39.20 | SIZ | — | 17 | 37.325 | 116.467 | 0.1 | A | 65 | 2.20 | 0.30 | HSF | — | | — | | — | | 1.5 | HSF | — | | — | |
| 1969 21 | 22: 4:52.60 | SIZ | — | 17 | 37.315 | 116.443 | 0.2 | A | 61 | 3.00 | 0.30 | HSF | — | | — | | — | | 1.4 | HSF | — | | — | |
| 1969 22 | 1:39: 4.00 | SIZ | — | 13 | 37.302 | 116.443 | 0.3 | A | 82 | 2.40 | 1.10 | HSF | — | | — | | — | | 1.4 | HSF | — | | — | |
| 1969 22 | 4:25:53.30 | SIZ | — | 14 | 37.327 | 116.442 | 0.1 | A | 90 | 1.50 | 0.20 | HSF | — | | — | | — | | 1.3 | HSF | — | | — | |
| 1969 22 | 16:47:26.40 | SIZ | — | 12 | 37.315 | 116.468 | 0.1 | A | 87 | 1.40 | 0.20 | HSF | — | | — | | — | | 1.6 | HSF | — | | — | |
| 1969 22 | 17: 4:44.50 | SIZ | — | 16 | 37.330 | 116.447 | 0.3 | B | 88 | 2.50 | 0.70 | HSF | — | | — | | — | | 1.9 | HSF | — | | — | |
| 1969 22 | 17: 7:26.40 | SIZ | — | 17 | 37.330 | 116.445 | 0.1 | A | 89 | 2.40 | 1.00 | HSF | — | | — | | — | | 1.7 | HSF | — | | — | |
| 1969 22 | 18: 2:11.20 | SIZ | — | 11 | 37.323 | 116.470 | 0.3 | A | 87 | 2.30 | 0.50 | HSF | — | | — | | — | | 1.0 | HSF | — | | — | |
| 1969 22 | 18:45:58.90 | SIZ | — | 14 | 37.287 | 116.472 | 0.2 | A | 64 | 3.60 | 0.20 | HSF | — | | — | | — | | 1.1 | HSF | — | | — | |
| 1969 22 | 20:49:14.20 | SIZ | — | 15 | 37.298 | 116.442 | 0.3 | B | 78 | 4.20 | 0.30 | HSF | — | | — | | — | | 0.5 | HSF | — | | — | |
| 1969 22 | 23:32:22.80 | SIZ | — | 15 | 37.297 | 116.447 | 0.2 | A | 75 | 4.90 | 0.10 | HSF | — | | — | | — | | 0.2 | HSF | — | | — | |
| 1969 23 | 0:48:44.20 | SIZ | — | 9 | 37.307 | 116.433 | 0.2 | A | 103 | 4.40 | 0.30 | HSF | — | | — | | — | | — | | — | | — | |
| 1969 23 | 5:33:12.40 | SIZ | — | 13 | 37.318 | 116.465 | 0.2 | A | 88 | 0.80 | 0.70 | HSF | — | | — | | — | | 1.4 | HSF | — | | — | |
| 1969 23 | 9:15:49.90 | SIZ | — | 8 | 37.310 | 116.465 | 0.3 | A | 109 | 2.70 | 0.70 | HSF | — | | — | | — | | — | | — | | — | |
| 1969 23 | 20:24:58.40 | SIZ | — | 12 | 37.312 | 116.470 | 0.2 | A | 106 | 1.50 | 0.20 | HSF | — | | — | | — | | 1.9 | HSF | — | | — | |

| DATE (UTC) | ORIGIN TIME HR MN SEC | HYPOCENTER FLAG | RMS | NO | LATITUDE | LONGITUDE | ERH | Q | GAP | DEPTH | ERZ | REF | INTENSITY I | REF | MAGNITUDE MS | REF | ML | REF | MD | REF | mb | REF | OTH | REF |
|---|---|---|---|---|---|---|---|---|---|---|---|---|---|---|---|---|---|---|---|---|---|---|---|---|
| 1969 SEP 23 | 21:25: 4.80 | SIZ | — | 11 | 37.143 | 116.492 | 0.5 | C | 166 | 0.60* | — | HSF | — | | — | | — | | 0.9 | HSF | — | | — | |
| 1969 24 | 0:48:28.40 | SIZ | — | 5 | 37.325 | 116.473 | 0.1 | C | 117 | 2.00* | — | HSF | — | | — | | — | | 0.2 | HSF | — | | — | |
| 1969 24 | 5: 6:16.80 | SIZ | — | 8 | 37.305 | 116.450 | 0.2 | A | 90 | 1.70 | 0.40 | HSF | — | | — | | — | | 0.8 | HSF | — | | — | |
| 1969 24 | 5:34:36.50 | SIZ | — | 6 | 37.313 | 116.470 | 0.5 | B | 105 | 0.00 | 0.90 | HSF | — | | — | | — | | 1.2 | HSF | — | | — | |
| 1969 24 | 10: 7:25.30 | SIZ | — | 6 | 37.323 | 116.462 | — | C | 85 | 1.90* | — | HSF | — | | — | | — | | 0.6 | HSF | — | | — | |
| 1969 24 | 11:54:58.70 | SIZ | — | 14 | 37.285 | 116.457 | 0.1 | A | 71 | 4.50 | 0.10 | HSF | — | | — | | — | | 2.1 | HSF | — | | — | |
| 1969 24 | 13:13:57.20 | SIZ | — | 14 | 37.327 | 116.455 | 0.1 | B | 84 | 3.10 | 0.30 | HSF | — | | — | | — | | 2.1 | HSF | — | | — | |
| 1969 24 | 13:27:39.40 | SIZ | — | 6 | 37.322 | 116.473 | 0.4 | B | 101 | 1.50 | 0.60 | HSF | — | | — | | — | | 0.1 | HSF | — | | — | |
| 1969 24 | 22: 9:21.90 | SIZ | — | 13 | 37.285 | 116.453 | 0.2 | A | 81 | 4.50 | 0.20 | HSF | — | | — | | — | | 1.6 | HSF | — | | — | |
| 1969 24 | 22:46:41.20 | SIZ | — | 14 | 37.323 | 116.458 | 0.1 | B | 82 | 1.60 | 0.30 | HSF | — | | — | | — | | 1.9 | HSF | — | | — | |
| 1969 25 | 1:53: 6.30 | SIZ | — | 8 | 37.320 | 116.453 | 0.3 | B | 83 | 2.40* | — | HSF | — | | — | | — | | 1.3 | HSF | — | | — | |
| 1969 25 | 2:12:32.20 | SIZ | — | 13 | 37.290 | 116.452 | 0.2 | A | 85 | 4.30 | 0.20 | HSF | — | | — | | — | | 1.6 | HSF | — | | — | |
| 1969 25 | 2:53:49.20 | SIZ | — | 8 | 37.283 | 116.455 | 0.2 | B | 100 | 4.40 | 0.30 | HSF | — | | — | | — | | 1.2 | HSF | — | | — | |
| 1969 25 | 3:53:30.20 | SIZ | — | 11 | 37.308 | 116.435 | 0.2 | B | 145 | 4.40 | 0.20 | HSF | — | | — | | — | | 1.4 | HSF | — | | — | |
| 1969 25 | 7:31:29.50 | SIZ | — | 7 | 37.290 | 116.453 | 0.1 | B | 95 | 4.40 | 0.10 | HSF | — | | — | | — | | 0.4 | HSF | — | | — | |
| 1969 26 | 7:57:55.80 | SIZ | — | 13 | 37.192 | 116.515 | 0.5 | B | 132 | 4.60 | 0.60 | HSF | — | | — | | — | | 1.0 | HSF | — | | — | |
| 1969 26 | 13:56:27.80 | SIZ | — | 11 | 37.303 | 116.440 | 0.3 | A | 97 | 4.00 | 0.40 | HSF | — | | — | | — | | 1.5 | HSF | — | | — | |
| 1969 27 | 6: 7:55.70 | SIZ | — | 13 | 37.333 | 116.448 | 0.2 | A | 88 | 1.30 | 0.40 | HSF | — | | — | | — | | 2.1 | HSF | — | | — | |
| 1969 27 | 11:46: 9.80 | SIZ | — | 10 | 37.332 | 116.445 | 0.3 | A | 114 | 1.20 | 0.90 | HSF | — | | — | | — | | 1.4 | HSF | — | | — | |
| 1969 27 | 20:57:39.40 | SIZ | — | 14 | 37.323 | 116.457 | 0.2 | B | 82 | 2.50 | 0.40 | HSF | — | | — | | — | | 2.0 | HSF | — | | — | |
| 1969 28 | 6:15:47.50 | SIZ | — | 11 | 37.283 | 116.507 | 0.2 | A | 101 | 0.90 | 0.20 | HSF | — | | — | | — | | 1.8 | HSF | — | | — | |
| 1969 28 | 10:22: 9.60 | SIZ | — | 7 | 37.280 | 116.457 | 0.3 | B | 119 | 4.50 | 0.20 | HSF | — | | — | | — | | 0.1 | HSF | — | | — | |
| 1969 28 | 13: 4:59.70 | SIZ | — | 5 | 37.310 | 116.472 | — | D | 119 | 3.50 | — | HSF | — | | — | | — | | 0.7 | HSF | — | | — | |
| 1969 28 | 20:22:50.10 | SIZ | — | 14 | 37.325 | 116.455 | 0.2 | B | 84 | 3.20 | 0.30 | HSF | — | | — | | — | | 2.4 | HSF | — | | — | |
| 1969 30 | 1:38: 6.30 | SIZ | — | 13 | 37.345 | 116.415 | 0.2 | A | 113 | 3.80 | 0.30 | HSF | — | | — | | — | | 2.0 | HSF | — | | — | |
| 1969 30 | 4:26:14.70 | SIZ | — | 9 | 37.337 | 116.413 | 0.3 | A | 112 | 3.90 | 0.40 | HSF | — | | — | | — | | 1.0 | HSF | — | | — | |
| 1969 30 | 4:40: 5.90 | SIZ | — | 11 | 37.235 | 116.513 | 0.3 | B | 162 | 4.30 | 0.20 | HSF | — | | — | | — | | 0.9 | HSF | — | | — | |
| 1969 30 | 10:56:33.10 | SIZ | — | 11 | 37.208 | 116.398 | 0.3 | B | 127 | 5.10 | 1.10 | HSF | — | | — | | — | | 0.5 | HSF | — | | — | |
| 1969 30 | 23:29:32.40 | SIZ | — | 12 | 37.293 | 116.443 | 0.1 | A | 79 | 4.20 | 0.20 | HSF | — | | — | | — | | 1.6 | HSF | — | | — | |
| 1969 OCT 1 | 0:52:46.80 | SIZ | — | 13 | 37.343 | 116.407 | 0.4 | A | 119 | 3.00 | 0.70 | HSF | — | | — | | — | | 1.9 | HSF | — | | — | |
| 1969 1 | 13:20:56.40 | SIZ | — | 5 | 37.272 | 116.463 | — | D | 122 | 1.80 | — | HSF | — | | — | | — | | 0.4 | HSF | — | | — | |
| 1969 1 | 13:43:39.80 | SIZ | — | 6 | 37.313 | 116.472 | 0.2 | B | 122 | 3.30 | 0.60 | HSF | — | | — | | — | | 0.4 | HSF | — | | — | |
| 1969 2 | 2:41:48.30 | SIZ | — | 8 | 37.212 | 116.515 | 0.4 | B | 191 | 5.20 | 0.60 | HSF | — | | — | | — | | — | | — | | — | |
| 1969 2 | 7:12:52.20 | SIZ | — | 13 | 37.250 | 116.500 | 0.2 | A | 108 | 3.60 | 0.20 | HSF | — | | — | | — | | 1.6 | HSF | — | | — | |
| 1969 2 | 17: 2: 5.20 | SIZ | — | 6 | 37.207 | 116.485 | 0.5 | B | 190 | 3.70 | 0.50 | HSF | — | | — | | — | | 0.4 | HSF | — | | — | |
| 1969 2 | 23:59:19.00 | SIZ | — | 7 | 37.322 | 116.462 | 0.3 | B | 122 | 1.10 | 1.00 | HSF | — | | — | | — | | 0.3 | HSF | — | | — | |
| 1969 3 | 14: 9:51.60 | SIZ | — | 11 | 37.317 | 116.472 | 0.4 | A | 75 | 0.10 | 0.60 | HSF | — | | — | | — | | 2.0 | HSF | — | | — | |
| 1969 4 | 9:15: 7.40 | SIZ | — | 7 | 37.313 | 116.415 | 0.3 | B | 156 | 4.50 | 0.30 | HSF | — | | — | | — | | 0.8 | HSF | — | | — | |
| 1969 5 | 10:42:58.20 | SIZ | — | 6 | 37.290 | 116.472 | 0.3 | B | 198 | 4.30 | 0.20 | HSF | — | | — | | — | | 0.1 | HSF | — | | — | |
| 1969 7 | 9:27: 6.60 | SIZ | — | 11 | 37.207 | 116.490 | 0.3 | B | 122 | 2.80 | 0.40 | HSF | — | | — | | — | | 1.4 | HSF | — | | — | |
| 1969 7 | 15: 7:56.10 | SIZ | — | 13 | 37.315 | 116.452 | 0.2 | A | 92 | 3.30 | 0.30 | HSF | — | | — | | — | | 1.7 | HSF | — | | — | |
| 1969 8 | 1:22:54.10 | SIZ | — | 12 | 37.223 | 116.517 | 0.4 | B | 186 | 3.30 | 0.30 | HSF | — | | — | | — | | 1.4 | HSF | — | | — | |
| 1969 8 | 9:57: 7.60 | SIZ | — | 10 | 37.322 | 116.477 | 0.5 | C | 73 | 5.00* | — | HSF | — | | — | | — | | 1.3 | HSF | — | | — | |
| 1969 8 | 15:55: 1.51 | | — | — | 37.504 | 115.488 | — | D | — | 10.00* | — | PAS | — | | — | | 3.7 | PAS | — | | — | | — | |
| 1969 9 | 4:50:45.00 | SIZ | — | 6 | 37.250 | 116.443 | 0.4 | B | 135 | 0.10 | 0.50 | HSF | — | | — | | — | | 1.5 | HSF | — | | — | |
| 1969 10 | 3:38: 1.40 | SIZ | — | 11 | 37.323 | 116.458 | 0.2 | B | 82 | 1.20 | 0.50 | HSF | — | | — | | — | | 1.6 | HSF | — | | — | |
| 1969 10 | 4:38:55.50 | SIZ | — | 11 | 37.280 | 116.438 | 0.2 | A | 74 | 2.40 | 0.20 | HSF | — | | — | | — | | 1.6 | HSF | — | | — | |
| 1969 10 | 17:50:17.80 | SIZ | — | 8 | 37.252 | 116.500 | 0.4 | A | 108 | 4.10 | 0.40 | HSF | — | | — | | — | | 1.6 | HSF | — | | — | |

SGB HISTORICAL HYPOCENTER SUMMARY 1868-1978

| DATE (UTC) | ORIGIN TIME HR MN SEC | HYPOCENTER FLAG | RMS | NO | LATITUDE | LONGITUDE | ERH | Q | GAP | DEPTH | ERZ | REF | INTENSITY I | REF | MAGNITUDE MS | REF | ML | REF | MD | REF | mb | REF | OTH | REF |
|---|---|---|---|---|---|---|---|---|---|---|---|---|---|---|---|---|---|---|---|---|---|---|---|---|
| 1969 OCT 12 | 16:53:32.80 | SIZ | — | 7 | 37.255 | 116.437 | 0.1 | B | 113 | 0.30 | 0.10 | HSF | — | | — | | — | | 1.8 | HSF | — | | — | |
| 1969 12 | 20:27:26.50 | SIZ | — | 10 | 37.327 | 116.457 | 0.3 | B | 121 | 1.30 | 0.80 | HSF | — | | — | | — | | 1.7 | HSF | — | | — | |
| 1969 14 | 10:56: 2.10 | SIZ | — | 5 | 37.313 | 116.470 | 0.4 | C | 120 | 2.10* | — | HSF | — | | — | | — | | 0.4 | HSF | — | | — | |
| 1969 14 | 23:57:18.60 | SIZ | — | 8 | 37.302 | 116.438 | 0.2 | A | 107 | 3.00 | 0.30 | HSF | — | | — | | — | | 1.0 | HSF | — | | — | |
| 1969 15 | 22:25:36.80 | SIZ | — | 11 | 37.313 | 116.470 | 0.3 | A | 74 | 3.40 | 0.40 | HSF | — | | — | | — | | 1.8 | HSF | — | | — | |
| 1969 16 | 2:26:44.90 | SIZ | — | 12 | 37.313 | 116.470 | 0.2 | A | 75 | 3.40 | 0.40 | HSF | — | | — | | — | | 1.9 | HSF | — | | — | |
| 1969 17 | 5:15: 9.20 | SIZ | — | 7 | 37.288 | 116.465 | 0.2 | B | 100 | 3.20 | 0.60 | HSF | — | | — | | — | | 1.1 | HSF | — | | — | |
| 1969 20 | 20:48:43.70 | SIZ | — | 7 | 37.295 | 116.470 | 0.2 | B | 96 | 2.80 | 1.50 | HSF | — | | — | | — | | 0.4 | HSF | — | | — | |
| 1969 21 | 9:40:53.40 | SIZ | — | 11 | 37.308 | 116.472 | 0.4 | B | 74 | 3.80 | 0.60 | HSF | — | | — | | — | | 1.6 | HSF | — | | — | |
| 1969 21 | 23:22:10.40 | SIZ | — | 9 | 37.322 | 116.405 | 0.2 | B | 139 | 4.00 | 0.20 | HSF | — | | — | | — | | 0.6 | HSF | — | | — | |
| 1969 21 | 23:37: 5.60 | SIZ | — | 7 | 37.253 | 116.442 | 0.3 | B | 103 | 0.40 | 0.30 | HSF | — | | — | | — | | 0.5 | HSF | — | | — | |
| 1969 22 | 17:58:38.40 | SIZ | — | 12 | 37.307 | 116.448 | 0.2 | A | 81 | 3.40 | 0.40 | HSF | — | | — | | — | | 1.8 | HSF | — | | — | |
| 1969 22 | 19:26: 7.80 | SIZ | — | 8 | 37.282 | 116.465 | 0.2 | A | 111 | 3.70 | 0.30 | HSF | — | | — | | — | | 0.5 | HSF | — | | — | |
| 1969 23 | 15: 8:23.40 | SIZ | — | 5 | 37.255 | 116.432 | 0.5 | C | 123 | 0.00* | — | HSF | — | | — | | — | | 0.9 | HSF | — | | — | |
| 1969 23 | 21: 5:26.10 | SIZ | — | 5 | 37.322 | 116.473 | — | D | 117 | 0.80 | — | HSF | — | | — | | — | | 0.6 | HSF | — | | — | |
| 1969 23 | 22:55: 2.50 | SIZ | — | 5 | 37.270 | 116.457 | — | D | 167 | 4.10 | — | HSF | — | | — | | — | | 0.1 | HSF | — | | — | |
| 1969 25 | 6:10:36.50 | SIZ | — | 6 | 37.320 | 116.470 | 0.3 | B | 126 | 1.30 | 0.50 | HSF | — | | — | | — | | 1.1 | HSF | — | | — | |
| 1969 25 | 8:59:44.10 | SIZ | — | 8 | 37.225 | 116.500 | 0.4 | B | 151 | 4.30 | 0.40 | HSF | — | | — | | — | | 0.2 | HSF | — | | — | |
| 1969 25 | 9:54:30.70 | SIZ | — | 13 | 37.320 | 116.470 | 0.2 | B | 75 | 3.40 | 0.40 | HSF | — | | — | | — | | 2.3 | HSF | — | | — | |
| 1969 25 | 10:58: 1.90 | SIZ | — | 12 | 37.282 | 116.453 | 0.1 | A | 79 | 4.40 | 0.10 | HSF | — | | — | | — | | 2.4 | HSF | — | | — | |
| 1969 25 | 16:21:45.00 | SIZ | — | 6 | 37.282 | 116.450 | 0.5 | B | 101 | 4.00 | 0.60 | HSF | — | | — | | — | | 0.1 | HSF | — | | — | |
| 1969 26 | 0:21:47.60 | SIZ | — | 12 | 37.282 | 116.505 | 0.2 | A | 102 | 0.90 | 0.20 | HSF | — | | — | | — | | 1.8 | HSF | — | | — | |
| 1969 26 | 17:19:21.30 | SIZ | — | 12 | 37.212 | 116.513 | 0.3 | B | 190 | 4.20 | 0.30 | HSF | — | | — | | — | | 1.2 | HSF | — | | — | |
| 1969 26 | 23: 1:42.20 | SIZ | — | 12 | 37.283 | 116.453 | 0.1 | A | 72 | 4.50 | 0.10 | HSF | — | | — | | — | | 2.2 | HSF | — | | — | |
| 1969 26 | 23:13:21.50 | SIZ | — | 8 | 37.280 | 116.453 | 0.1 | A | 120 | 4.50 | 0.10 | HSF | — | | — | | — | | 0.5 | HSF | — | | — | |
| 1969 26 | 23:28:18.10 | SIZ | — | 13 | 37.283 | 116.455 | 0.1 | A | 71 | 4.70 | 0.10 | HSF | — | | — | | — | | 2.4 | HSF | — | | — | |
| 1969 26 | 23:31:46.40 | SIZ | — | 13 | 37.283 | 116.452 | 0.2 | A | 72 | 4.70 | 0.20 | HSF | — | | — | | — | | 1.9 | HSF | — | | — | |
| 1969 27 | 20:31:32.54 | | — | — | 36.693 | 116.672 | — | | — | 8.00* | — | GDY | — | | — | | — | | — | | — | | — | |
| 1969 27 | 21:43:59.80 | | — | — | 36.700 | 116.100 | — | A | — | 2.00* | — | BRP | — | | — | | — | | — | | — | | — | |
| 1969 28 | 2:32:11.19 | | — | — | 37.166 | 117.966 | — | | — | 8.00* | — | GDY | 1 | BRP | 2.8 | BRP | 3.7 | PAS | — | | 4.2 | PDX | 4.2 | KKG |
| 1969 28 | 11: 6: 0.60 | SIZ | — | 7 | 37.280 | 116.450 | 0.3 | B | 121 | 4.50 | 0.20 | HSF | — | | — | | — | | 1.0 | HSF | — | | — | |
| 1969 28 | 13:39: 0.20 | SIZ | — | 14 | 37.280 | 116.450 | 0.1 | A | 72 | 4.30 | 0.10 | HSF | — | | — | | — | | 2.0 | HSF | — | | — | |
| 1969 28 | 14:12:21.70 | SIZ | — | 8 | 37.258 | 116.457 | 0.2 | A | 75 | 2.10 | 0.40 | HSF | — | | — | | — | | 0.1 | HSF | — | | — | |
| 1969 28 | 14:18:47.40 | SIZ | — | 9 | 37.280 | 116.452 | 0.2 | A | 101 | 4.40 | 0.20 | HSF | — | | — | | — | | 0.7 | HSF | — | | — | |
| 1969 28 | 14:34:58.50 | SIZ | — | 14 | 37.282 | 116.448 | 0.1 | A | 72 | 4.20 | 0.10 | HSF | — | | — | | 2.8 | PAS | 2.7 | HSF | 3.1 | PDX | 3.1 | GDY |
| 1969 28 | 14:48:33.30 | SIZ | — | 6 | 37.282 | 116.453 | 0.4 | B | 135 | 4.90 | 0.30 | HSF | — | | — | | — | | — | | — | | — | |
| 1969 28 | 17:50:17.50 | SIZ | — | 8 | 37.283 | 116.452 | 0.2 | A | 103 | 4.50 | 0.20 | HSF | — | | — | | — | | 0.8 | HSF | — | | — | |
| 1969 28 | 19:47: 8.90 | SIZ | — | 6 | 37.282 | 116.453 | 0.5 | B | 137 | 4.80 | 0.30 | HSF | — | | — | | — | | 0.9 | HSF | — | | — | |
| 1969 29 | 8: 5:13.90 | SIZ | — | 9 | 37.283 | 116.450 | 0.4 | B | 201 | 4.20 | 0.30 | HSF | — | | — | | — | | 1.3 | HSF | — | | — | |
| 1969 29 | 10:53:28.90 | SIZ | — | 5 | 37.328 | 116.482 | 0.4 | C | 143 | 3.00* | — | HSF | — | | — | | — | | 0.1 | HSF | — | | — | |
| 1969 29 | 12:25: 7.60 | SIZ | — | 6 | 37.260 | 116.460 | 0.3 | B | 135 | 3.80 | 0.70 | HSF | — | | — | | — | | 0.8 | HSF | — | | — | |
| 1969 29 | 20:41:15.50 | SIZ | — | 11 | 37.280 | 116.450 | 0.1 | A | 71 | 4.30 | 0.10 | HSF | — | | — | | — | | 1.4 | HSF | — | | — | |
| 1969 31 | 10:47:22.90 | SIZ | — | 11 | 37.323 | 116.465 | 0.5 | B | 79 | 3.30 | 0.90 | HSF | — | | — | | — | | 1.8 | HSF | — | | — | |
| 1969 NOV 2 | 3:35:50.45 | | — | 7 | 38.329 | 116.221 | — | | — | 5.00* | — | SHJ | — | | — | | — | | 1.5 | SHJ | — | | — | |
| 1969 4 | 3: 1:58.80 | SIZ | — | 6 | 37.290 | 116.473 | 0.2 | B | 143 | 4.00 | 0.20 | HSF | — | | — | | — | | 0.4 | HSF | — | | — | |
| 1969 4 | 5:54:18.20 | SIZ | — | 5 | 37.302 | 116.477 | 0.6 | C | 116 | 3.00* | — | HSF | — | | — | | — | | 0.2 | HSF | — | | — | |
| 1969 4 | 9:51:53.10 | SIZ | — | 6 | 37.253 | 116.438 | 0.4 | B | 108 | 0.20 | 0.40 | HSF | — | | — | | — | | 0.1 | HSF | — | | — | |
| 1969 5 | 18:58: 9.50 | SIZ | — | 10 | 37.255 | 116.438 | 0.3 | A | 101 | 0.30 | 0.40 | HSF | — | | — | | — | | 1.9 | HSF | — | | — | |

| DATE (UTC) | ORIGIN TIME HR | MN | SEC | HYPOCENTER FLAG | RMS | NO | LATITUDE | LONGITUDE | ERH | Q | GAP | DEPTH | ERZ | REF | INTENSITY I | REF | MAGNITUDE MS | REF | ML | REF | MD | REF | mb | REF | OTH | REF |
|---|---|---|---|---|---|---|---|---|---|---|---|---|---|---|---|---|---|---|---|---|---|---|---|---|---|---|
| 1969 NOV 6 | 6 | 9 | 25.40 | SIZ | — | 12 | 37.325 | 116.462 | 0.4 | B | 92 | 1.00 | 1.00 | HSF | — | | — | | — | | 2.0 | HSF | — | | — | |
| 1969 8 | 6 | 58 | 2.36 | | — | — | 37.151 | 114.978 | — | | — | 8.00* | — | GDY | 3 | BRP | 3.0 | BRP | — | | — | | 3.3 | PDX | 3.3 | KKG |
| 1969 8 | 8 | 37 | 27.90 | SIZ | — | 9 | 37.305 | 116.447 | 0.2 | A | 88 | 6.50 | 0.40 | HSF | — | | — | | — | | 0.4 | HSF | — | | — | |
| 1969 9 | 12 | 53 | 14.20 | SIZ | — | 5 | 37.333 | 116.428 | 1.0 | D | 247 | 3.00* | — | HSF | — | | — | | — | | 0.3 | HSF | — | | — | |
| 1969 10 | 6 | 30 | 44.50 | SIZ | — | 5 | 37.237 | 116.525 | 0.6 | D | 181 | 3.00* | — | HSF | — | | — | | — | | 0.1 | HSF | — | | — | |
| 1969 11 | 20 | 27 | 31.80 | SIZ | — | 7 | 37.298 | 116.542 | 2.8 | D | 261 | 8.00* | — | HSF | — | | — | | — | | 1.4 | HSF | — | | — | |
| 1969 14 | 6 | 38 | 9.20 | SIZ | — | 6 | 37.202 | 116.553 | 1.2 | D | 291 | 4.70* | — | HSF | — | | — | | — | | 1.1 | HSF | — | | — | |
| 1969 14 | 6 | 51 | 6.30 | SIZ | — | 6 | 37.215 | 116.523 | 7.0 | D | 282 | 4.70 | 2.70 | HSF | — | | — | | — | | 0.5 | HSF | — | | — | |
| 1969 14 | 7 | 17 | 17.80 | SIZ | — | 6 | 37.207 | 116.523 | 2.0 | C | 280 | 6.30 | 2.10 | HSF | — | | — | | — | | 1.2 | HSF | — | | — | |
| 1969 14 | 8 | 45 | 39.56 | | — | — | 35.944 | 117.558 | — | C | — | 10.00* | — | PAS | — | | 1.5 | BRP | 2.7 | PAS | — | | — | | — | |
| 1969 14 | 12 | 51 | 5.30 | SIZ | — | 7 | 37.205 | 116.557 | 2.4 | D | 293 | 6.50* | — | HSF | — | | — | | — | | 1.8 | HSF | — | | — | |
| 1969 14 | 13 | 39 | 23.20 | SIZ | — | 6 | 37.202 | 116.555 | 2.4 | D | 291 | 5.00* | — | HSF | — | | — | | — | | 1.0 | HSF | — | | — | |
| 1969 14 | 15 | 58 | 15.70 | SIZ | — | 7 | 37.203 | 116.547 | 1.1 | D | 289 | 4.90* | — | HSF | — | | — | | — | | 1.4 | HSF | — | | — | |
| 1969 15 | 8 | 12 | 15.10 | SIZ | — | 4 | 37.208 | 116.542 | — | D | 287 | 5.80* | — | HSF | — | | — | | — | | 0.5 | HSF | — | | — | |
| 1969 15 | 9 | 45 | 12.00 | SIZ | — | 5 | 37.242 | 116.490 | 0.7 | D | 269 | 5.10* | — | HSF | — | | — | | — | | 0.5 | HSF | — | | — | |
| 1969 16 | 7 | 23 | 59.27 | | — | — | 35.815 | 117.637 | — | B | — | 10.00* | — | PAS | — | | 1.5 | BRP | 2.7 | PAS | — | | — | | — | |
| 1969 17 | 6 | 28 | 32.87 | | — | — | 36.174 | 117.366 | — | B | — | 10.00* | — | PAS | — | | 1.5 | BRP | 2.7 | PAS | — | | — | | — | |
| 1969 17 | 8 | 3 | 35.70 | SIZ | — | 6 | 37.198 | 116.532 | 2.7 | D | 282 | 3.30 | 1.00 | HSF | — | | — | | — | | 0.7 | HSF | — | | — | |
| 1969 17 | 17 | 27 | 57.40 | | — | 6 | 37.182 | 116.630 | 1.5 | D | 308 | 1.20* | — | HSF | — | | — | | — | | 0.6 | HSF | — | | — | |
| 1969 19 | 13 | 3 | 11.20 | SIZ | — | 5 | 37.197 | 116.522 | 3.9 | D | 278 | 0.80* | — | HSF | — | | — | | — | | 0.1 | HSF | — | | — | |
| 1969 19 | 14 | 9 | 5.80 | SIZ | — | 5 | 37.195 | 116.520 | 2.5 | D | 277 | 3.00* | — | HSF | — | | — | | — | | 0.4 | HSF | — | | — | |
| 1969 20 | 13 | 50 | 24.50 | SIZ | — | 6 | 37.200 | 116.508 | 3.3 | D | 271 | 3.00* | — | HSF | — | | — | | — | | 1.0 | HSF | — | | — | |
| 1969 21 | 12 | 21 | 11.20 | SIZ | — | 9 | 37.205 | 116.580 | 0.5 | B | 117 | 3.80 | 0.80 | HSF | — | | — | | — | | 1.3 | HSF | — | | — | |
| 1969 21 | 19 | 31 | 42.70 | SIZ | — | 8 | 37.143 | 116.505 | 0.1 | B | 167 | 3.50 | 0.20 | HSF | — | | — | | — | | 1.3 | HSF | — | | — | |
| 1969 23 | 5 | 43 | 3.40 | SIZ | — | 7 | 37.282 | 116.453 | 0.4 | B | 101 | 4.60 | 0.30 | HSF | — | | — | | — | | 0.6 | HSF | — | | — | |
| 1969 25 | 19 | 6 | 20.15 | | — | — | 35.987 | 117.629 | — | B | — | 10.00* | — | PAS | — | | 1.8 | BRP | 3.0 | PAS | — | | — | | — | |
| 1969 30 | 12 | 28 | 21.50 | SIZ | — | 10 | 37.210 | 116.397 | 0.2 | B | 123 | 4.80 | 0.20 | HSF | — | | — | | — | | 1.1 | HSF | — | | — | |
| 1969 DEC 1 | 6 | 41 | 22.27 | | — | — | 35.909 | 117.604 | — | B | — | 10.00* | — | PAS | — | | 1.8 | BRP | 3.0 | PAS | — | | — | | — | |
| 1969 4 | 13 | 44 | 43.04 | | — | — | 35.942 | 117.576 | — | B | — | 10.00* | — | PAS | — | | 1.3 | BRP | 2.6 | PAS | — | | — | | — | |
| 1969 6 | 23 | 19 | 58.68 | | — | — | 35.940 | 117.902 | — | B | — | 10.00* | — | PAS | — | | 1.5 | BRP | 2.7 | PAS | — | | — | | — | |
| 1969 7 | 0 | 36 | 43.24 | | — | — | 35.919 | 117.896 | — | C | — | 10.00* | — | PAS | — | | 1.5 | BRP | 2.7 | PAS | — | | — | | — | |
| 1969 7 | 14 | 57 | 13.70 | SIZ | — | 5 | 37.315 | 116.472 | 0.4 | C | 123 | 1.40* | — | HSF | — | | — | | — | | 0.4 | HSF | — | | — | |
| 1969 7 | 22 | 24 | 12.00 | SIZ | — | 10 | 37.210 | 116.393 | 0.2 | B | 82 | 4.50 | 0.30 | HSF | — | | — | | — | | 0.6 | HSF | — | | — | |
| 1969 8 | 2 | 26 | 25.53 | | — | — | 37.142 | 116.961 | — | | — | 8.00* | — | GDY | — | | — | | 3.6 | BRK | — | | — | | 3.5 | PAS |
| 1969 8 | 9 | 41 | 16.80 | SIZ | — | 5 | 37.322 | 116.465 | 0.1 | C | 125 | 4.20* | — | HSF | — | | — | | — | | 0.7 | HSF | — | | — | |
| 1969 8 | 18 | 40 | 28.60 | SIZ | — | 7 | 37.212 | 116.393 | 0.5 | B | 118 | 5.00 | 0.40 | HSF | — | | — | | — | | 0.5 | HSF | — | | — | |
| 1969 9 | 6 | 41 | 21.40 | SIZ | — | 9 | 37.210 | 116.513 | 0.3 | B | 191 | 4.80 | 0.20 | HSF | — | | — | | — | | 1.0 | HSF | — | | — | |
| 1969 9 | 20 | 22 | 17.80 | SIZ | — | 8 | 37.315 | 116.472 | 0.3 | B | 124 | 1.60 | 0.40 | HSF | — | | — | | — | | 1.4 | HSF | — | | — | |
| 1969 10 | 8 | 5 | 53.90 | SIZ | — | 7 | 37.243 | 116.515 | 0.6 | B | 172 | 4.80 | 0.60 | HSF | — | | — | | — | | 0.7 | HSF | — | | — | |
| 1969 10 | 15 | 30 | 1.88 | SIZ | — | — | 37.148 | 116.010 | — | | — | 8.00* | — | GDY | — | | — | | — | | — | | — | | 4.6 | GDY |
| 1969 12 | 5 | 3 | 48.40 | SIZ | — | 8 | 37.255 | 116.515 | 0.3 | A | 95 | 4.80 | 0.30 | HSF | — | | — | | — | | 1.2 | HSF | — | | — | |
| 1969 12 | 12 | 55 | 30.90 | SIZ | — | 9 | 37.313 | 116.462 | 0.6 | A | 116 | 4.70 | 0.60 | HSF | — | | — | | — | | 1.4 | HSF | — | | — | |
| 1969 12 | 14 | 49 | 45.20 | SIZ | — | 5 | 37.228 | 116.482 | 1.2 | D | 235 | 0.50* | — | HSF | — | | — | | — | | 0.8 | HSF | — | | — | |
| 1969 12 | 15 | 53 | 21.30 | SIZ | — | 6 | 37.315 | 116.468 | 0.4 | C | 122 | 2.50* | — | HSF | — | | — | | — | | 0.8 | HSF | — | | — | |
| 1969 15 | 2 | 34 | 48.10 | SIZ | — | 9 | 37.325 | 116.460 | 0.3 | B | 87 | 2.90 | 0.80 | HSF | — | | — | | — | | 1.6 | HSF | — | | — | |
| 1969 15 | 14 | 43 | 4.60 | SIZ | — | 5 | 37.280 | 116.465 | 0.1 | D | 185 | 3.10* | — | HSF | — | | — | | — | | 0.1 | HSF | — | | — | |
| 1969 15 | 23 | 46 | 19.20 | SIZ | — | 8 | 37.247 | 116.520 | 0.2 | B | 173 | 4.30 | 0.20 | HSF | — | | — | | — | | 0.1 | HSF | — | | — | |
| 1969 16 | 1 | 45 | 4.30 | SIZ | — | 12 | 37.317 | 116.472 | 0.4 | B | 75 | 3.80 | 0.50 | HSF | — | | — | | — | | 1.7 | HSF | — | | — | |

SGB HISTORICAL HYPOCENTER SUMMARY 1868-1978

| DATE (UTC) | ORIGIN TIME HR MN SEC | HYPOCENTER FLAG | RMS | NO | LATITUDE | LONGITUDE | ERH | Q | GAP | DEPTH | ERZ | REF | INTENSITY I | REF | MAGNITUDE MS | REF | ML | REF | MD | REF | mb | REF | OTH | REF |
|---|---|---|---|---|---|---|---|---|---|---|---|---|---|---|---|---|---|---|---|---|---|---|---|---|
| 1969 DEC 16 | 17:37:57.00 | | — | 6 | 36.400 | 117.900 | — | | — | — | — | BRK | — | | 1.8 | BRP | 3.0 | BRK | — | | — | | — | |
| 1969 17 | 12:23:57.90 | SIZ | — | 6 | 37.313 | 116.472 | 0.3 | C | 104 | 2.70* | — | HSF | — | | — | | — | | 0.4 | HSF | — | | — | |
| 1969 17 | 15:47:53.00 | CSNL | — | 16 | 37.000 | 116.000 | — | | — | — | — | ISC | — | | — | | — | | — | | 4.3 | ISC | — | |
| 1969 17 | 22:37: 5.90 | SIZ | — | 7 | 37.313 | 116.470 | 0.4 | C | 92 | 3.00* | — | HSF | — | | — | | — | | 1.1 | HSF | — | | — | |
| 1969 18 | 22:33:38.80 | SIZ | — | 12 | 37.212 | 116.513 | 0.4 | B | 191 | 4.50 | 0.30 | HSF | — | | — | | — | | 2.3 | HSF | — | | — | |
| 1969 18 | 22:36:17.30 | SIZ | — | 13 | 37.208 | 116.513 | 0.4 | B | 192 | 4.70 | 0.30 | HSF | — | | — | | — | | 2.2 | HSF | — | | — | |
| 1969 19 | 5:36:59.60 | SIZ | — | 14 | 37.213 | 116.512 | 0.2 | A | 118 | 4.40 | 0.20 | HSF | — | | — | | — | | 1.8 | HSF | — | | — | |
| 1969 19 | 5:53:56.50 | SIZ | — | 14 | 37.212 | 116.513 | 0.2 | A | 119 | 4.40 | 0.20 | HSF | — | | — | | — | | 1.8 | HSF | — | | — | |
| 1969 19 | 6:23:58.10 | SIZ | — | 13 | 37.220 | 116.502 | 0.4 | A | 115 | 4.50 | 0.40 | HSF | — | | — | | — | | 1.9 | HSF | — | | — | |
| 1969 19 | 10:49:20.90 | SIZ | — | 9 | 37.218 | 116.505 | 0.5 | B | 114 | 6.70* | — | HSF | — | | — | | — | | 0.2 | HSF | — | | — | |
| 1969 20 | 12:42:51.10 | SIZ | — | 6 | 37.293 | 116.455 | 0.7 | C | 127 | 2.50* | — | HSF | — | | — | | — | | 0.2 | HSF | — | | — | |
| 1969 22 | 7:32: 0.80 | SIZ | — | 8 | 37.225 | 116.515 | 0.3 | B | 184 | 4.80 | 0.20 | HSF | — | | — | | — | | 0.7 | HSF | — | | — | |
| 1969 25 | 8:44:27.00 | SIZ | — | 11 | 37.167 | 116.312 | 0.5 | B | 131 | 4.00 | 0.70 | HSF | — | | — | | — | | 1.2 | HSF | — | | — | |
| 1969 25 | 11:41:19.10 | SIZ | — | 6 | 37.282 | 116.435 | 0.4 | B | 126 | 4.50 | 0.50 | HSF | — | | — | | — | | 0.4 | HSF | — | | — | |
| 1969 30 | 12:23:26.60 | SIZ | — | 9 | 37.250 | 116.517 | 0.4 | A | 96 | 4.80 | 0.50 | HSF | — | | — | | — | | 1.1 | HSF | — | | — | |
| 1969 31 | 0:22:54.10 | SIZ | — | 5 | 37.323 | 116.460 | 0.6 | C | 147 | 4.00* | — | HSF | — | | — | | — | | 1.2 | HSF | — | | — | |
| 1969 31 | 7:27:35.60 | SIZ | — | 13 | 37.252 | 116.515 | 0.1 | A | 69 | 5.10 | 0.40 | HSF | — | | — | | — | | 1.5 | HSF | — | | — | |
| 1969 31 | 18:13:27.10 | SIZ | — | 10 | 37.208 | 116.515 | 0.4 | C | 121 | 3.80* | — | HSF | — | | — | | — | | 0.9 | HSF | — | | — | |
| 1970 JAN 1 | 16:44:24.70 | SIZ | — | 6 | 37.263 | 116.433 | 0.8 | C | 123 | 7.70* | — | HSF | — | | — | | — | | 1.0 | HSF | — | | — | |
| 1970 1 | 22:47:55.20 | SIZ | — | 12 | 37.255 | 116.502 | 0.2 | A | 111 | 4.10 | 0.20 | HSF | — | | — | | — | | 1.9 | HSF | — | | — | |
| 1970 2 | 5: 6:43.50 | SIZ | — | 9 | 37.257 | 116.502 | 0.2 | A | 107 | 3.90 | 0.30 | HSF | — | | — | | — | | 1.5 | HSF | — | | — | |
| 1970 2 | 7: 8:15.80 | SIZ | — | 11 | 37.295 | 116.400 | 0.1 | A | 96 | 5.70 | 0.30 | HSF | — | | — | | — | | 1.4 | HSF | — | | — | |
| 1970 2 | 20: 1:31.60 | | 0.69 | 13 | 37.418 | 114.963 | — | | — | — | — | RYN | — | | — | | 4.0 | RYN | — | | — | | — | |
| 1970 2 | 21:47:56.04 | | — | — | 35.744 | 117.849 | — | C | — | 10.00* | — | PAS | — | | 1.3 | BRP | 2.6 | PAS | — | | — | | — | |
| 1970 3 | 19:33:17.30 | SIZ | — | 7 | 37.267 | 116.472 | 0.2 | B | 135 | 3.50 | 0.70 | HSF | — | | — | | — | | 1.0 | HSF | — | | — | |
| 1970 4 | 10:52: 3.10 | SIZ | — | 9 | 37.253 | 116.513 | 0.5 | B | 95 | 5.20 | 0.70 | HSF | — | | — | | — | | 0.7 | HSF | — | | — | |
| 1970 4 | 11:44:22.90 | SIZ | — | 8 | 37.250 | 116.515 | 0.4 | B | 139 | 5.00 | 0.30 | HSF | — | | — | | — | | 0.4 | HSF | — | | — | |
| 1970 4 | 19: 5: 4.30 | SIZ | — | 7 | 37.312 | 116.468 | 0.4 | B | 91 | 3.80 | 0.60 | HSF | — | | — | | — | | 1.4 | HSF | — | | — | |
| 1970 5 | 6:36:47.20 | SIZ | — | 5 | 37.267 | 116.518 | 0.9 | C | 171 | 4.30* | — | HSF | — | | — | | — | | 0.6 | HSF | — | | — | |
| 1970 5 | 9:58: 9.40 | SIZ | — | 11 | 37.252 | 116.515 | 0.2 | A | 69 | 4.80 | 0.20 | HSF | — | | — | | — | | 1.7 | HSF | — | | — | |
| 1970 5 | 12: 1:51.90 | SIZ | — | 11 | 37.228 | 116.513 | 0.3 | A | 109 | 4.70 | 0.30 | HSF | — | | — | | — | | 1.6 | HSF | — | | — | |
| 1970 5 | 14:25:34.40 | SIZ | — | 8 | 37.227 | 116.510 | 0.2 | C | 110 | 5.00* | — | HSF | — | | — | | — | | 1.1 | HSF | — | | — | |
| 1970 5 | 16:23:49.40 | SIZ | — | 6 | 37.252 | 116.517 | 0.5 | C | 166 | 4.80* | — | HSF | — | | — | | — | | 0.7 | HSF | — | | — | |
| 1970 5 | 16:38:47.20 | SIZ | — | 13 | 37.227 | 116.512 | 0.2 | A | 110 | 4.70 | 0.20 | HSF | — | | — | | — | | 1.5 | HSF | — | | — | |
| 1970 7 | 3:25:26.92 | | — | — | 35.711 | 117.675 | — | C | — | 10.00* | — | PAS | — | | 1.1 | BRP | 2.4 | PAS | — | | — | | — | |
| 1970 8 | 2:33:16.60 | SIZ | — | 14 | 37.237 | 116.492 | 0.1 | A | 93 | 3.70 | 0.10 | HSF | — | | — | | — | | 2.0 | HSF | — | | — | |
| 1970 8 | 8: 0:29.00 | SIZ | — | 13 | 37.252 | 116.515 | 0.2 | A | 69 | 4.70 | 0.20 | HSF | — | | — | | — | | 2.4 | HSF | — | | — | |
| 1970 8 | 9: 0:58.90 | SIZ | — | 5 | 37.252 | 116.518 | 0.3 | D | 192 | 4.60* | — | HSF | — | | — | | — | | 0.3 | HSF | — | | — | |
| 1970 10 | 19:57:52.20 | SIZ | — | 13 | 37.252 | 116.515 | 0.2 | A | 69 | 5.30 | 0.40 | HSF | — | | — | | — | | 1.1 | HSF | — | | — | |
| 1970 11 | 15:52:15.40 | SIZ | — | 11 | 37.203 | 116.500 | 0.3 | B | 124 | 2.80 | 0.60 | HSF | — | | — | | — | | 1.4 | HSF | — | | — | |
| 1970 12 | 11:24:10.30 | | — | 11 | 37.043 | 116.423 | 0.8 | C | 240 | 9.80 | 1.70 | HSF | — | | — | | — | | 1.4 | HSF | — | | — | |
| 1970 12 | 19: 4:15.09 | | — | — | 35.858 | 117.641 | — | A | — | 10.00* | — | PAS | 1 | BRP | 2.1 | BRP | 3.2 | PAS | — | | — | | — | |
| 1970 13 | 5: 0: 9.50 | SIZ | — | 7 | 37.212 | 116.577 | 0.4 | C | 144 | 5.00* | — | HSF | — | | — | | — | | 0.4 | HSF | — | | — | |
| 1970 13 | 5:41:19.40 | SIZ | — | 6 | 37.212 | 116.580 | 0.6 | C | 156 | 5.00* | — | HSF | — | | — | | — | | 0.3 | HSF | — | | — | |
| 1970 13 | 11:23:15.50 | SIZ | — | 7 | 37.213 | 116.582 | 0.6 | C | 142 | 5.00* | — | HSF | — | | — | | — | | 0.1 | HSF | — | | — | |
| 1970 14 | 9:35:26.90 | SIZ | — | 6 | 37.265 | 116.455 | 0.3 | B | 117 | 3.50 | 0.90 | HSF | — | | — | | — | | 0.8 | HSF | — | | — | |
| 1970 15 | 2:40:27.20 | SIZ | — | 12 | 37.252 | 116.518 | 0.1 | A | 71 | 4.70 | 0.10 | HSF | — | | — | | — | | 1.0 | HSF | — | | — | |
| 1970 15 | 2:46: 8.00 | SIZ | — | 13 | 37.253 | 116.515 | 0.2 | A | 69 | 5.30 | 0.50 | HSF | — | | — | | — | | 1.5 | HSF | — | | — | |

| DATE (UTC) | ORIGIN TIME HR MN SEC | HYPOCENTER FLAG | RMS | NO | LATITUDE | LONGITUDE | ERH | Q | GAP | DEPTH | ERZ | REF | INTENSITY I | REF | MAGNITUDE MS | REF | ML | REF | MD | REF | mb | REF | OTH | REF |
|---|---|---|---|---|---|---|---|---|---|---|---|---|---|---|---|---|---|---|---|---|---|---|---|---|
| 1970 JAN 15 | 3:10:50.40 | SIZ | — | 13 | 37.228 | 116.513 | 0.1 | A | 109 | 4.80 | 0.10 | HSF | — | | — | | — | | 1.8 | HSF | — | | — | |
| 1970 20 | 0:31:33.30 | SIZ | — | 6 | 37.215 | 116.588 | 1.5 | C | 149 | 5.60 | 8.00 | HSF | — | | — | | — | | 0.4 | HSF | — | | — | |
| 1970 20 | 0:32: 2.20 | SIZ | — | 6 | 37.215 | 116.580 | 0.2 | B | 148 | 4.10 | 0.30 | HSF | — | | — | | — | | 0.2 | HSF | — | | — | |
| 1970 20 | 1:10: 9.70 | SIZ | — | 9 | 37.212 | 116.578 | 0.3 | B | 113 | 4.00 | 0.40 | HSF | — | | — | | — | | 1.4 | HSF | — | | — | |
| 1970 20 | 1:57: 5.90 | SIZ | — | 11 | 37.210 | 116.577 | 0.3 | C | 148 | 5.10* | — | HSF | — | | — | | — | | 1.3 | HSF | — | | — | |
| 1970 21 | 3:47:13.60 | SIZ | — | 8 | 37.257 | 116.442 | 0.3 | B | 145 | 0.00 | 0.30 | HSF | — | | — | | — | | 1.6 | HSF | — | | — | |
| 1970 24 | 2:29:53.50 | SIZ | — | 9 | 37.230 | 116.473 | 0.3 | B | 123 | 1.60 | 0.30 | HSF | — | | — | | — | | 0.8 | HSF | — | | — | |
| 1970 25 | 9:24:22.80 | SIZ | — | 7 | 37.252 | 116.515 | 0.3 | B | 134 | 5.30 | 0.70 | HSF | — | | — | | — | | 0.6 | HSF | — | | — | |
| 1970 26 | 10:58:32.30 | | 0.08 | 5 | 37.506 | 115.136 | — | | — | — | — | RYN | — | | — | | — | | — | | — | | — | |
| 1970 30 | 17: 9:55.00 | CSNL | — | 13 | 36.900 | 116.000 | — | | — | — | — | ISC | — | | — | | — | | — | | — | | 3.7 | ISC |
| 1970 30 | 17:47:29.80 | | — | 9 | 37.192 | 116.590 | 0.4 | C | 235 | 2.70 | 0.60 | HSF | — | | — | | — | | 1.2 | HSF | — | | — | |
| 1970 31 | 6:42:27.50 | SIZ | — | 6 | 37.223 | 116.500 | 0.6 | B | 166 | 3.90 | 0.70 | HSF | — | | — | | — | | 1.2 | HSF | — | | — | |
| 1970 FEB 3 | 10:29:23.71 | | — | — | 36.134 | 117.686 | — | A | — | 10.00* | — | PAS | 1 | BRP | 2.1 | BRP | 3.2 | PAS | — | | — | | — | |
| 1970 3 | 10:41:26.10 | SIZ | — | 8 | 37.315 | 116.443 | 0.1 | B | 148 | 7.80 | 0.30 | HSF | — | | — | | — | | 1.3 | HSF | — | | — | |
| 1970 4 | 17:30:47.00 | CSNL | — | 11 | 36.900 | 116.000 | — | | — | — | — | ISC | — | | — | | — | | — | | — | | 3.9 | ISC |
| 1970 4 | 18: 7:20.00 | CSNL | — | 13 | 37.700 | 116.800 | — | | — | 33.00* | — | ISC | — | | — | | — | | — | | — | | 4.4 | ISC |
| 1970 4 | 19:31:46.90 | SIZ | — | 9 | 37.200 | 116.488 | 0.3 | B | 203 | 2.60 | 0.40 | HSF | — | | — | | — | | 1.8 | HSF | — | | — | |
| 1970 5 | 4:35:57.70 | SIZ | — | 8 | 37.262 | 116.493 | 0.3 | B | 126 | 3.30 | 0.40 | HSF | — | | — | | — | | 1.0 | HSF | — | | — | |
| 1970 5 | 19:37: 4.00 | CPDX | — | 19 | 37.164 | 116.039 | — | | — | — | — | PDX | 5 | BRP | 4.0 | BRP | — | | — | | 4.3 | PDX | — | |
| 1970 6 | 20: 2:48.63 | | — | 4 | 38.476 | 116.074 | — | | — | 12.20 | — | SHJ | — | | — | | — | | 1.0 | SHJ | — | | — | |
| 1970 7 | 10:50:17.20 | SIZ | — | 5 | 37.303 | 116.390 | 1.2 | C | 132 | 7.50* | — | HSF | — | | — | | — | | 1.1 | HSF | — | | — | |
| 1970 8 | 15:56:26.60 | | 0.77 | 8 | 37.317 | 115.402 | — | | — | — | — | RYN | — | | — | | 3.5 | RYN | — | | — | | — | |
| 1970 10 | 16:39:54.20 | SIZ | — | 5 | 37.248 | 116.497 | 1.1 | C | 142 | 3.00* | — | HSF | — | | — | | — | | 0.5 | HSF | — | | — | |
| 1970 10 | 20:28:31.02 | | — | 7 | 38.487 | 116.620 | — | | — | 5.00* | — | SHJ | — | | — | | — | | 1.0 | SHJ | — | | — | |
| 1970 12 | 13:23:57.12 | SIZ | — | — | 36.842 | 115.971 | — | C | — | 10.00* | — | PAS | — | | — | | 2.6 | PAS | — | | — | | — | |
| 1970 12 | 19:17:23.50 | SIZ | — | 7 | 37.318 | 116.477 | 0.2 | B | 103 | 2.50 | 1.80 | HSF | — | | — | | — | | 1.8 | HSF | — | | — | |
| 1970 13 | 12:30:13.10 | | 0.29 | 7 | 38.411 | 117.906 | — | | — | — | — | RYN | — | | — | | 3.1 | RYN | — | | — | | — | |
| 1970 13 | 17:40:22.70 | SIZ | — | 8 | 37.200 | 116.483 | 0.2 | B | 196 | 2.00 | 0.20 | HSF | — | | — | | — | | 2.0 | HSF | — | | — | |
| 1970 15 | 5:10:10.80 | SIZ | — | 5 | 37.255 | 116.490 | 0.1 | C | 125 | 3.50* | — | HSF | — | | — | | — | | 0.5 | HSF | — | | — | |
| 1970 15 | 7:20:11.30 | SIZ | — | 9 | 37.142 | 116.492 | 0.4 | C | 239 | 2.90 | 0.30 | HSF | — | | — | | — | | 1.1 | HSF | — | | — | |
| 1970 15 | 14:32:33.20 | SIZ | — | 5 | 37.215 | 116.563 | 1.1 | D | 270 | 3.90* | — | HSF | — | | — | | — | | 0.1 | HSF | — | | — | |
| 1970 15 | 15:14:23.61 | | — | 3 | 38.478 | 116.229 | — | | — | 5.00* | — | SHJ | — | | — | | — | | 0.7 | SHJ | — | | — | |
| 1970 16 | 13:51: 3.40 | SIZ | — | 6 | 37.278 | 116.447 | 0.5 | B | 120 | 3.10 | 0.60 | HSF | — | | — | | — | | 0.8 | HSF | — | | — | |
| 1970 17 | 12:18: 0.90 | SIZ | — | 6 | 37.205 | 116.527 | 2.4 | C | 244 | 3.80 | 1.90 | HSF | — | | — | | — | | — | | — | | — | |
| 1970 18 | 22:16: 4.30 | SIZ | — | 8 | 37.142 | 116.492 | 0.5 | C | 239 | 2.10 | 1.10 | HSF | — | | — | | — | | 2.0 | HSF | — | | — | |
| 1970 18 | 22:16:40.40 | | — | 6 | 37.095 | 116.657 | 6.8 | D | 300 | 0.60* | — | HSF | — | | — | | — | | 2.2 | HSF | — | | — | |
| 1970 19 | 9:46:38.80 | SIZ | — | 8 | 37.315 | 116.465 | 0.3 | B | 141 | 2.80 | 0.60 | HSF | — | | — | | — | | 1.8 | HSF | — | | — | |
| 1970 20 | 19:56: 0.40 | | — | 9 | 37.198 | 116.592 | 0.4 | D | 251 | 0.70* | — | HSF | — | | — | | — | | 1.5 | HSF | — | | — | |
| 1970 21 | 4:16:40.60 | SIZ | — | 10 | 37.145 | 116.488 | 0.5 | C | 237 | 1.10 | 1.60 | HSF | — | | — | | — | | 2.1 | HSF | — | | — | |
| 1970 23 | 9: 5: 5.50 | SIZ | — | 5 | 37.178 | 116.468 | 0.2 | D | 203 | 3.50* | — | HSF | — | | — | | — | | 0.3 | HSF | — | | — | |
| 1970 24 | 5:58:30.50 | SIZ | — | 3 | 37.263 | 116.460 | — | D | 143 | 3.00* | — | HSF | — | | — | | — | | 0.4 | HSF | — | | — | |
| 1970 24 | 6:50: 3.00 | SIZ | — | 9 | 37.227 | 116.510 | 0.3 | B | 216 | 4.70 | 0.20 | HSF | — | | — | | — | | 1.9 | HSF | — | | — | |
| 1970 26 | 17:43: 4.90 | CSNL | — | 12 | 37.580 | 116.110 | — | | — | — | — | ISC | — | | — | | — | | — | | — | | 3.9 | ISC |
| 1970 27 | 0:13:58.56 | SIZ | — | — | 37.022 | 116.096 | — | | — | 8.00* | — | GDY | — | | — | | — | | — | | — | | 3.5 | GDY |
| 1970 27 | 3:21: 7.60 | SIZ | — | 5 | 37.210 | 116.578 | 1.1 | D | 262 | 1.90* | — | HSF | — | | — | | — | | 0.1 | HSF | — | | — | |
| 1970 27 | 10: 6:46.90 | SIZ | — | 9 | 37.255 | 116.515 | 0.2 | B | 133 | 5.20 | 0.30 | HSF | — | | — | | — | | 0.5 | HSF | — | | — | |
| 1970 27 | 18:12:40.40 | | — | 8 | 37.193 | 116.590 | 0.5 | D | 234 | 0.60* | — | HSF | — | | — | | — | | 1.8 | HSF | — | | — | |
| 1970 MAR 1 | 5:44:22.90 | | — | — | 36.333 | 117.416 | — | | — | 8.00 | — | PDX | — | | — | | 2.9 | PDX | — | | — | | — | |

SGB HISTORICAL HYPOCENTER SUMMARY 1868-1978

| DATE (UTC) | ORIGIN TIME HR MN SEC | HYPOCENTER FLAG | RMS | NO | LATITUDE | LONGITUDE | ERH | Q | GAP | DEPTH | ERZ | REF | INTENSITY I | REF | MAGNITUDE MS | REF | ML | REF | MO | REF | mb | REF | OTH | REF |
|---|---|---|---|---|---|---|---|---|---|---|---|---|---|---|---|---|---|---|---|---|---|---|---|---|
| 1970 MAR 2 | 4:56:60.00 | SIZ | — | 5 | 37.283 | 116.535 | 0.8 | D | 279 | 4.40* | — | HSF | — | | — | | — | | 1.4 | HSF | — | | — | |
| 1970 4 | 18:10:52.60 | SIZ | — | 8 | 37.250 | 116.513 | 0.3 | B | 190 | 4.60 | 0.20 | HSF | — | | — | | — | | 1.6 | HSF | — | | — | |
| 1970 5 | 7:47:58.40 | | — | 5 | 37.197 | 116.607 | 1.3 | D | 285 | 2.20* | — | HSF | — | | — | | — | | 0.1 | HSF | — | | — | |
| 1970 6 | 7:20:46.90 | SIZ | — | 8 | 37.207 | 116.492 | 0.4 | B | 121 | 1.30 | 0.70 | HSF | — | | — | | — | | 0.5 | HSF | — | | — | |
| 1970 6 | 9:27:11.00 | SIZ | — | 7 | 37.202 | 116.582 | 0.9 | C | 163 | 1.00 | 6.20 | HSF | — | | — | | — | | 0.6 | HSF | — | | — | |
| 1970 7 | 1:31: 7.98 | | — | 4 | 37.481 | 117.962 | — | | — | 3.00* | — | PHM | — | | — | | — | | 0.5 | PHM | — | | — | |
| 1970 8 | 5:11:30.40 | | — | 4 | 37.673 | 116.455 | — | D | 267 | 3.20 | — | HSF | — | | — | | — | | 0.4 | HSF | — | | — | |
| 1970 8 | 18:15:56.00 | SIZ | — | 6 | 37.240 | 116.545 | 1.7 | C | 226 | 4.20 | 1.10 | HSF | — | | — | | — | | 0.3 | HSF | — | | — | |
| 1970 9 | 2:40:34.90 | | — | 4 | 37.068 | 116.457 | — | D | 270 | 3.00* | — | HSF | — | | — | | — | | — | | — | | — | |
| 1970 9 | 3:14: 8.16 | | — | 5 | 37.479 | 117.958 | — | | — | 5.80 | — | PHM | — | | — | | — | | — | | — | | — | |
| 1970 9 | 20:21:32.48 | | — | 5 | 37.545 | 117.891 | — | | — | 3.00* | — | PHM | — | | — | | — | | 0.9 | PHM | — | | — | |
| 1970 10 | 4:54:28.89 | | — | 4 | 37.493 | 117.983 | — | | — | 3.00* | — | PHM | — | | — | | — | | 0.4 | PHM | — | | — | |
| 1970 11 | 8:24:57.04 | | — | 4 | 37.493 | 117.979 | — | | — | 3.00* | — | PHM | — | | — | | — | | 0.7 | PHM | — | | — | |
| 1970 13 | 4:41: 5.80 | | — | 4 | 37.486 | 117.982 | — | | — | 3.00* | — | PHM | — | | — | | — | | 0.5 | PHM | — | | — | |
| 1970 14 | 18:37:34.66 | | — | 4 | 37.495 | 117.971 | — | | — | 3.00* | — | PHM | — | | — | | — | | — | | — | | — | |
| 1970 14 | 20:59:34.00 | | — | 7 | 37.420 | 117.850 | — | | — | — | — | BRK | — | | 1.8 | BRP | 3.0 | BRK | — | | — | | — | |
| 1970 15 | 17:32:44.25 | | — | 4 | 37.262 | 117.691 | — | | — | 3.00* | — | PHM | — | | — | | — | | 0.4 | PHM | — | | — | |
| 1970 16 | 3:24:21.80 | SIZ | — | 9 | 37.220 | 116.488 | 0.3 | A | 113 | 1.60 | 0.50 | HSF | — | | — | | — | | 1.4 | HSF | — | | — | |
| 1970 16 | 4:47:29.80 | SIZ | — | 13 | 37.220 | 116.490 | 0.2 | A | 113 | 1.30 | 0.40 | HSF | — | | — | | — | | 1.8 | HSF | — | | — | |
| 1970 16 | 8:18:48.50 | SIZ | — | 8 | 37.202 | 116.493 | 0.7 | B | 212 | 2.70 | 0.80 | HSF | — | | — | | — | | 0.4 | HSF | — | | — | |
| 1970 17 | 11: 6:24.66 | | — | 3 | 37.505 | 117.996 | — | | — | 6.60 | — | PHM | — | | — | | — | | 0.9 | PHM | — | | — | |
| 1970 19 | 11:18:46.90 | SIZ | — | 8 | 37.285 | 116.533 | 0.5 | A | 106 | 3.70 | 0.90 | HSF | — | | — | | — | | 0.1 | HSF | — | | — | |
| 1970 19 | 16:29:19.95 | CSNL | — | — | 36.838 | 116.254 | — | C | — | 8.00* | — | PAS | — | | — | | 3.7 | PAS | — | | — | | — | |
| 1970 19 | 17:31:44.30 | SIZ | — | 9 | 37.285 | 116.455 | 0.3 | B | 147 | 1.70 | 0.30 | HSF | — | | — | | — | | — | | — | | — | |
| 1970 20 | 11:22:13.00 | | — | 4 | 36.930 | 117.980 | — | | — | — | — | BRK | 1 | BRP | 2.0 | BRP | 3.1 | BRK | — | | — | | — | |
| 1970 20 | 16:47:57.22 | | — | — | 35.791 | 117.667 | — | B | — | 10.00* | — | PAS | — | | 1.6 | BRP | 2.8 | PAS | — | | — | | — | |
| 1970 21 | 7:57:29.01 | | — | 5 | 37.486 | 117.974 | — | | — | 6.50 | — | PHM | — | | — | | — | | 0.4 | PHM | — | | — | |
| 1970 21 | 8:53:30.10 | SIZ | — | 12 | 37.227 | 116.507 | 0.3 | A | 78 | 3.20 | 0.50 | HSF | — | | — | | — | | 0.6 | HSF | — | | — | |
| 1970 21 | 9: 4:44.39 | | — | 4 | 37.480 | 117.954 | — | | — | 4.40 | — | PHM | — | | — | | — | | — | | — | | — | |
| 1970 21 | 10:35:11.10 | SIZ | — | 11 | 37.198 | 116.485 | 0.4 | B | 147 | 2.00 | 0.50 | HSF | — | | — | | — | | 0.4 | HSF | — | | — | |
| 1970 21 | 18:35:50.60 | SIZ | — | 7 | 37.290 | 116.407 | 0.8 | B | 150 | 0.50 | 0.70 | HSF | — | | — | | — | | 1.3 | HSF | — | | — | |
| 1970 22 | 0: 3: 7.40 | SIZ | — | 13 | 37.200 | 116.482 | 0.2 | A | 86 | 1.60 | 0.50 | HSF | — | | — | | — | | 1.6 | HSF | — | | — | |
| 1970 22 | 4:15: 6.90 | SIZ | — | 16 | 37.255 | 116.515 | 0.2 | A | 69 | 5.10 | 0.50 | HSF | — | | — | | — | | 1.1 | HSF | — | | — | |
| 1970 22 | 10: 2:21.80 | SIZ | — | 14 | 37.255 | 116.515 | 0.2 | A | 69 | 5.30 | 0.60 | HSF | — | | — | | — | | 1.9 | HSF | — | | — | |
| 1970 23 | 19:52:11.90 | | — | — | 37.711 | 115.987 | — | | — | 8.00* | — | GOY | 5 | BRP | 4.0 | BRP | 4.0 | PAS | — | | 4.3 | PDX | 4.3 | KKG |
| 1970 24 | 1:15:31.70 | SIZ | 0.61 | 5 | 37.233 | 116.155 | — | | — | — | — | RYN | — | | — | | 4.5 | RYN | — | | — | | — | |
| 1970 24 | 7:55:55.48 | | — | 4 | 37.459 | 117.917 | — | | — | 5.80 | — | PHM | — | | — | | — | | — | | — | | — | |
| 1970 25 | 1:40:54.60 | SIZ | — | 17 | 37.268 | 116.452 | 0.2 | A | 50 | 2.60 | 0.40 | HSF | — | | — | | — | | 1.5 | HSF | — | | — | |
| 1970 25 | 6:31:54.34 | | — | 5 | 37.484 | 117.964 | — | | — | 3.00* | — | PHM | — | | — | | — | | — | | — | | — | |
| 1970 25 | 15:38:54.00 | SIZ | — | 8 | 37.283 | 116.435 | 1.0 | C | 246 | 6.10 | 1.50 | HSF | — | | — | | — | | 0.1 | HSF | — | | — | |
| 1970 26 | 19:24:41.00 | SIZ | — | 7 | 37.285 | 116.587 | 1.0 | C | 120 | 0.60* | — | HSF | — | | — | | — | | 2.7 | HSF | — | | — | |
| 1970 26 | 20: 9:32.20 | SIZ | — | 9 | 37.218 | 116.503 | 0.3 | A | 81 | 2.80 | 0.40 | HSF | — | | — | | — | | 2.3 | HSF | — | | — | |
| 1970 26 | 20:19:33.90 | SIZ | — | 12 | 37.298 | 116.535 | 0.1 | A | 66 | 1.40 | 0.30 | HSF | — | | — | | — | | 2.0 | HSF | — | | — | |
| 1970 26 | 20:23:51.30 | SIZ | — | 13 | 37.305 | 116.535 | 0.2 | A | 60 | 1.70 | 0.40 | HSF | — | | — | | — | | 2.1 | HSF | — | | — | |
| 1970 26 | 20:31:57.70 | SIZ | — | 7 | 37.287 | 116.535 | 0.7 | C | 194 | 1.30 | 2.30 | HSF | — | | — | | — | | 0.3 | HSF | — | | — | |
| 1970 27 | 0:14:38.50 | | 1.64 | 7 | 37.577 | 116.793 | — | | — | — | — | RYN | — | | — | | 3.4 | RYN | — | | — | | — | |
| 1970 27 | 5:51:16.00 | | 1.52 | 13 | 37.532 | 116.753 | — | | — | — | — | RYN | — | | — | | 3.8 | RYN | — | | — | | 4.0 | PAS |
| 1970 27 | 7:44:58.40 | SIZ | — | 8 | 37.295 | 116.562 | 0.4 | B | 134 | 3.00 | 0.70 | HSF | — | | — | | — | | 2.7 | HSF | — | | — | |

| DATE (UTC) | ORIGIN TIME HR MN SEC | HYPOCENTER FLAG | RMS | NO | LATITUDE | LONGITUDE | ERH | Q | GAP | DEPTH | ERZ | REF | INTENSITY I | REF | MAGNITUDE MS | REF | ML | REF | MD | REF | mb | REF | OTH | REF |
|---|---|---|---|---|---|---|---|---|---|---|---|---|---|---|---|---|---|---|---|---|---|---|---|---|
| 1970 MAR 27 | 9:38: 7.80 | SIZ | — | 8 | 37.277 | 116.533 | 0.2 | B | 132 | 1.60 | 0.40 | HSF | — | | — | | — | | 2.8 | HSF | — | | — | |
| 1970 27 | 14:23: 0.00 | SIZ | — | — | 37.300 | 116.500 | — | | — | 0.00* | — | HSF* | — | | — | | — | | 3.0 | HSF | — | | — | |
| 1970 27 | 14:58:48.50 | SIZ | — | 7 | 37.292 | 116.560 | 1.2 | C | 211 | 4.80* | — | HSF | — | | — | | — | | 2.3 | HSF | — | | — | |
| 1970 27 | 15:45: 5.50 | SIZ | — | 10 | 37.307 | 116.547 | 0.3 | A | 72 | 3.60 | 0.50 | HSF | — | | — | | 3.8 | RYN | 2.8 | HSF | — | | — | |
| 1970 27 | 16: 3: 0.00 | SIZ | — | — | 37.300 | 116.500 | — | | — | 0.00* | — | HSF* | — | | — | | — | | 3.0 | HSF | — | | — | |
| 1970 27 | 16:14:42.00 | | — | 6 | 36.900 | 116.600 | — | | — | — | — | ISC | — | | — | | — | | — | | — | | 3.4 | ISC |
| 1970 27 | 16:42:18.80 | | — | — | 37.503 | 116.456 | — | | — | 8.00* | — | GDY | — | | — | | — | | 3.8 | HSF | — | | 4.1 | GDY |
| 1970 27 | 16:50: 0.00 | SIZ | — | — | 37.300 | 116.500 | — | | — | 0.00* | — | HSF* | — | | — | | — | | 3.1 | HSF | — | | — | |
| 1970 27 | 17: 7: 0.00 | SIZ | — | — | 37.300 | 116.500 | — | | — | 0.00* | — | HSF* | — | | — | | — | | 3.0 | HSF | — | | — | |
| 1970 27 | 18: 8:25.70 | SIZ | — | — | 37.235 | 116.609 | — | | — | 8.00* | — | GDY | — | | — | | — | | 3.8 | HSF | — | | 4.2 | GDY |
| 1970 27 | 18:18:32.63 | SIZ | — | — | 37.243 | 116.593 | — | | — | 8.00* | — | GDY | — | | — | | — | | 3.8 | HSF | — | | 4.9 | GDY |
| 1970 27 | 18:33:26.30 | | 0.45 | 10 | 36.623 | 116.115 | — | | — | — | — | RYN | — | | — | | 4.0 | RYN | — | | — | | — | |
| 1970 27 | 18:33:30.00 | SIZ | — | 11 | 37.310 | 116.543 | 0.2 | A | 62 | 4.00 | 0.40 | HSF | — | | — | | — | | 2.7 | HSF | — | | — | |
| 1970 27 | 19:41:10.50 | SIZ | — | 6 | 37.307 | 116.547 | 0.2 | B | 115 | 4.70 | 0.10 | HSF | — | | — | | — | | 1.1 | HSF | — | | — | |
| 1970 27 | 19:48:30.40 | SIZ | — | 10 | 37.295 | 116.550 | 0.4 | A | 83 | 1.70 | 0.90 | HSF | — | | — | | — | | 1.8 | HSF | — | | — | |
| 1970 27 | 20:11:11.50 | SIZ | — | 14 | 37.283 | 116.575 | 0.2 | A | 101 | 2.90 | 0.20 | HSF | — | | — | | — | | 1.5 | HSF | — | | — | |
| 1970 27 | 21: 9: 9.00 | SIZ | — | 11 | 37.297 | 116.547 | 0.2 | A | 81 | 3.00 | 0.50 | HSF | — | | — | | — | | 1.1 | HSF | — | | — | |
| 1970 27 | 21:44: 8.10 | SIZ | — | 10 | 37.287 | 116.567 | 0.3 | A | 71 | 0.60 | 0.40 | HSF | — | | — | | — | | 1.2 | HSF | — | | — | |
| 1970 28 | 0: 4: 4.00 | SIZ | — | 13 | 37.293 | 116.542 | 0.2 | A | 89 | 0.60 | 0.20 | HSF | — | | — | | — | | 1.5 | HSF | — | | — | |
| 1970 28 | 0:17:58.20 | SIZ | — | 18 | 37.302 | 116.550 | 0.1 | A | 59 | 2.90 | 0.20 | HSF | — | | — | | — | | 2.3 | HSF | — | | — | |
| 1970 28 | 0:42:21.10 | SIZ | — | 13 | 37.283 | 116.545 | 0.2 | A | 108 | 2.70 | 0.40 | HSF | — | | — | | — | | 0.7 | HSF | — | | — | |
| 1970 28 | 1:25:10.80 | SIZ | — | 14 | 37.310 | 116.542 | 0.2 | A | 60 | 3.80 | 0.20 | HSF | — | | — | | — | | 1.3 | HSF | — | | — | |
| 1970 28 | 1:29:44.50 | SIZ | — | 18 | 37.278 | 116.607 | 0.2 | A | 73 | 1.30 | 0.90 | HSF | — | | — | | — | | 1.7 | HSF | — | | — | |
| 1970 28 | 1:36: 2.00 | SIZ | — | 20 | 37.310 | 116.547 | 0.2 | A | 59 | 3.90 | 0.20 | HSF | — | | — | | — | | 1.5 | HSF | — | | — | |
| 1970 28 | 2: 5:41.30 | SIZ | — | 13 | 37.295 | 116.543 | 0.3 | A | 80 | 3.10 | 0.60 | HSF | — | | — | | — | | 0.9 | HSF | — | | — | |
| 1970 28 | 2:57: 0.40 | SIZ | — | 9 | 37.282 | 116.598 | 0.4 | B | 166 | 2.20 | 0.40 | HSF | — | | — | | — | | 1.0 | HSF | — | | — | |
| 1970 28 | 3:33:16.80 | SIZ | — | 12 | 37.277 | 116.550 | 0.3 | A | 116 | 4.40 | 0.30 | HSF | — | | — | | — | | — | | — | | — | |
| 1970 28 | 4:14:19.10 | SIZ | — | 14 | 37.277 | 116.548 | 0.2 | A | 116 | 4.80 | 0.20 | HSF | — | | — | | — | | — | | — | | — | |
| 1970 28 | 4:25:48.30 | SIZ | — | 20 | 37.265 | 116.580 | 0.2 | A | 65 | 2.00 | 0.20 | HSF | — | | — | | — | | 1.7 | HSF | — | | — | |
| 1970 28 | 4:29:54.10 | SIZ | — | 20 | 37.307 | 116.545 | 0.1 | A | 58 | 3.70 | 0.20 | HSF | — | | — | | — | | 2.7 | HSF | — | | — | |
| 1970 28 | 4:44:49.30 | SIZ | — | 20 | 37.283 | 116.548 | 0.1 | A | 57 | 3.10 | 0.20 | HSF | — | | — | | — | | 2.3 | HSF | — | | — | |
| 1970 28 | 4:46:48.90 | SIZ | — | 14 | 37.283 | 116.548 | 0.2 | A | 108 | 3.30 | 0.30 | HSF | — | | — | | — | | 0.7 | HSF | — | | — | |
| 1970 28 | 5: 3:13.10 | SIZ | — | 20 | 37.310 | 116.545 | 0.2 | A | 57 | 3.50 | 0.30 | HSF | — | | — | | — | | 1.9 | HSF | — | | — | |
| 1970 28 | 5: 6:29.89 | | — | — | 35.954 | 117.785 | — | A | — | 10.00* | — | PAS | — | | 1.1 | BRP | 2.4 | PAS | — | | — | | — | |
| 1970 28 | 5:18:59.60 | SIZ | — | 19 | 37.310 | 116.547 | 0.2 | B | 57 | 3.70 | 0.30 | HSF | — | | — | | — | | 2.2 | HSF | — | | — | |
| 1970 28 | 5:31:19.90 | SIZ | — | 18 | 37.307 | 116.547 | 0.2 | A | 67 | 3.50 | 0.20 | HSF | — | | — | | — | | 2.1 | HSF | — | | — | |
| 1970 28 | 5:39:50.40 | SIZ | — | 11 | 37.275 | 116.597 | 0.3 | B | 126 | 2.40 | 0.40 | HSF | — | | — | | — | | 0.7 | HSF | — | | — | |
| 1970 28 | 6:37:53.30 | SIZ | — | 19 | 37.302 | 116.567 | 0.1 | A | 62 | 1.80 | 0.10 | HSF | — | | — | | — | | 2.4 | HSF | — | | — | |
| 1970 28 | 6:42:55.30 | SIZ | — | 12 | 37.277 | 116.553 | 0.3 | B | 130 | 2.80 | 0.60 | HSF | — | | — | | — | | 0.6 | HSF | — | | — | |
| 1970 28 | 7:10:42.70 | SIZ | — | 18 | 37.297 | 116.573 | 0.1 | A | 62 | 2.70 | 0.20 | HSF | — | | — | | — | | 1.9 | HSF | — | | — | |
| 1970 28 | 7:40:49.90 | SIZ | — | 17 | 37.308 | 116.547 | 0.3 | A | 60 | 3.60 | 0.40 | HSF | — | | — | | — | | 1.3 | HSF | — | | — | |
| 1970 28 | 8:32:10.50 | SIZ | — | 11 | 37.297 | 116.572 | 0.3 | B | 145 | 2.70 | 0.40 | HSF | — | | — | | — | | 0.2 | HSF | — | | — | |
| 1970 28 | 10:35:29.80 | SIZ | — | 16 | 37.290 | 116.475 | 0.3 | A | 87 | 4.40 | 0.30 | HSF | — | | — | | — | | 0.7 | HSF | — | | — | |
| 1970 28 | 11:23:57.40 | SIZ | — | 20 | 37.200 | 116.585 | 0.2 | B | 96 | 3.40 | 0.30 | HSF | — | | — | | — | | 1.9 | HSF | — | | — | |
| 1970 28 | 11:27:42.40 | SIZ | — | 18 | 37.308 | 116.547 | 0.2 | A | 65 | 3.80 | 0.20 | HSF | — | | — | | — | | 1.4 | HSF | — | | — | |
| 1970 28 | 14: 3:14.20 | SIZ | — | 19 | 37.275 | 116.548 | 0.2 | A | 60 | 4.60 | 0.20 | HSF | — | | — | | — | | 1.1 | HSF | — | | — | |
| 1970 28 | 14: 6:48.50 | SIZ | — | 12 | 37.327 | 116.450 | 0.3 | B | 122 | 1.10 | 1.00 | HSF | — | | — | | — | | 1.5 | HSF | — | | — | |
| 1970 28 | 14:54:31.90 | SIZ | — | 20 | 37.285 | 116.543 | 0.1 | A | 57 | 2.90 | 0.20 | HSF | — | | — | | — | | 1.9 | HSF | — | | — | |

SGB HISTORICAL HYPOCENTER SUMMARY 1868-1978

| DATE | ORIGIN TIME | HYPOCENTER | | | | | | | | | | | INTENSITY | | MAGNITUDE | | | | | | | | | |
|---|---|---|---|---|---|---|---|---|---|---|---|---|---|---|---|---|---|---|---|---|---|---|---|---|
| (UTC) | HR MN SEC | FLAG | RMS | NO | LATITUDE | LONGITUDE | ERH | Q | GAP | DEPTH | ERZ | REF | I | REF | MS | REF | ML | REF | MD | REF | mb | REF | OTH | REF |
| 1970 MAR 28 | 15: 9:22.30 | SIZ | — | 8 | 37.313 | 116.543 | 0.3 | B | 121 | 2.90 | 0.70 | HSF | — | | — | | — | | — | | — | | — | |
| 1970 28 | 17:28:44.40 | SIZ | — | 15 | 37.300 | 116.552 | 0.3 | A | 68 | 3.80 | 0.40 | HSF | — | | — | | — | | 1.2 | HSF | — | | — | |
| 1970 28 | 18:31:42.60 | SIZ | — | 21 | 37.305 | 116.552 | 0.1 | A | 60 | 3.80 | 0.20 | HSF | — | | — | | — | | 1.5 | HSF | — | | — | |
| 1970 28 | 21:19:51.30 | SIZ | — | 9 | 37.295 | 116.542 | 0.2 | A | 120 | 3.00 | 0.40 | HSF | — | | — | | — | | 1.2 | HSF | — | | — | |
| 1970 28 | 21:25:52.90 | SIZ | — | 14 | 37.302 | 116.567 | 0.2 | A | 92 | 1.60 | 0.30 | HSF | — | | — | | — | | 1.8 | HSF | — | | — | |
| 1970 28 | 21:59:47.80 | SIZ | — | 21 | 37.308 | 116.548 | 0.2 | A | 61 | 3.90 | 0.20 | HSF | — | | — | | — | | 1.8 | HSF | — | | — | |
| 1970 28 | 22:43:45.40 | SIZ | — | 12 | 37.310 | 116.548 | 0.3 | A | 99 | 3.90 | 0.40 | HSF | — | | — | | — | | 0.7 | HSF | — | | — | |
| 1970 28 | 23:17: 2.40 | SIZ | — | 17 | 37.307 | 116.552 | 0.2 | A | 60 | 3.90 | 0.20 | HSF | — | | — | | — | | 1.6 | HSF | — | | — | |
| 1970 29 | 0: 7:40.10 | SIZ | — | 14 | 37.277 | 116.552 | 0.3 | A | 77 | 2.60 | 0.50 | HSF | — | | — | | — | | 1.4 | HSF | — | | — | |
| 1970 29 | 0:33: 6.60 | SIZ | — | 20 | 37.302 | 116.563 | 0.1 | A | 61 | 1.50 | 0.20 | HSF | — | | — | | — | | 2.1 | HSF | — | | — | |
| 1970 29 | 0:43:16.90 | SIZ | — | 10 | 37.285 | 116.580 | 0.2 | B | 145 | 2.50 | 0.20 | HSF | — | | — | | — | | 0.4 | HSF | — | | — | |
| 1970 29 | 1:14: 8.00 | SIZ | — | 15 | 37.290 | 116.553 | 0.2 | A | 103 | 3.80 | 0.20 | HSF | — | | — | | — | | 0.5 | HSF | — | | — | |
| 1970 29 | 1:17:44.30 | SIZ | — | 16 | 37.292 | 116.552 | 0.2 | A | 107 | 3.50 | 0.20 | HSF | — | | — | | — | | 0.7 | HSF | — | | — | |
| 1970 29 | 3: 2:18.50 | SIZ | — | 10 | 37.293 | 116.547 | 0.2 | A | 106 | 2.90 | 0.40 | HSF | — | | — | | — | | 0.1 | HSF | — | | — | |
| 1970 29 | 3:27:25.10 | SIZ | — | 12 | 37.297 | 116.550 | 0.4 | A | 79 | 4.00 | 0.50 | HSF | — | | — | | — | | 0.6 | HSF | — | | — | |
| 1970 29 | 5:31:39.10 | SIZ | — | 15 | 37.312 | 116.540 | 0.2 | A | 60 | 3.10 | 0.40 | HSF | — | | — | | — | | 1.2 | HSF | — | | — | |
| 1970 29 | 6:31: 0.50 | SIZ | — | 16 | 37.300 | 116.565 | 0.1 | A | 69 | 1.50 | 0.20 | HSF | — | | — | | — | | 1.7 | HSF | — | | — | |
| 1970 29 | 7:16:12.80 | SIZ | — | 14 | 37.308 | 116.548 | 0.3 | A | 69 | 3.90 | 0.40 | HSF | — | | — | | — | | 0.6 | HSF | — | | — | |
| 1970 29 | 9:15:30.80 | SIZ | — | 16 | 37.277 | 116.565 | 0.2 | A | 119 | 2.60 | 0.30 | HSF | — | | — | | — | | 1.4 | HSF | — | | — | |
| 1970 29 | 9:51:36.20 | SIZ | — | 12 | 37.290 | 116.550 | 0.4 | A | 89 | 2.80 | 0.70 | HSF | — | | — | | — | | 0.9 | HSF | — | | — | |
| 1970 29 | 10:10:35.60 | SIZ | — | 15 | 37.308 | 116.543 | 0.3 | A | 60 | 3.50 | 0.50 | HSF | — | | — | | — | | 0.4 | HSF | — | | — | |
| 1970 29 | 10:41:33.20 | SIZ | — | 16 | 37.293 | 116.550 | 0.2 | A | 79 | 3.40 | 0.30 | HSF | — | | — | | — | | 1.2 | HSF | — | | — | |
| 1970 29 | 10:42:39.30 | SIZ | — | 19 | 37.293 | 116.557 | 0.3 | B | 73 | 2.80 | 0.40 | HSF | — | | — | | — | | 2.3 | HSF | — | | — | |
| 1970 29 | 14:23:49.70 | SIZ | — | 16 | 37.290 | 116.547 | 0.2 | A | 87 | 3.30 | 0.30 | HSF | — | | — | | — | | 1.2 | HSF | — | | — | |
| 1970 29 | 15:41:22.90 | SIZ | — | 15 | 37.298 | 116.573 | 0.2 | A | 89 | 2.40 | 0.20 | HSF | — | | — | | — | | 0.9 | HSF | — | | — | |
| 1970 29 | 16:33:41.90 | SIZ | — | 15 | 37.297 | 116.545 | 0.2 | A | 77 | 3.20 | 0.30 | HSF | — | | — | | — | | 1.7 | HSF | — | | — | |
| 1970 29 | 18:24:39.00 | SIZ | — | 19 | 37.310 | 116.538 | 0.1 | A | 51 | 3.10 | 0.20 | HSF | — | | — | | — | | 1.7 | HSF | — | | — | |
| 1970 29 | 19:11:55.90 | SIZ | — | 13 | 37.287 | 116.498 | 0.5 | A | 112 | 4.20 | 0.50 | HSF | — | | — | | — | | 0.3 | HSF | — | | — | |
| 1970 29 | 19:34:15.30 | SIZ | — | 12 | 37.297 | 116.543 | 0.2 | A | 66 | 3.40 | 0.50 | HSF | — | | — | | — | | 0.5 | HSF | — | | — | |
| 1970 29 | 19:35:59.00 | SIZ | — | 10 | 37.308 | 116.552 | 0.4 | A | 100 | 3.50 | 0.60 | HSF | — | | — | | — | | 0.2 | HSF | — | | — | |
| 1970 29 | 19:49: 1.80 | SIZ | — | 19 | 37.328 | 116.402 | 0.2 | B | 92 | 2.60 | 1.30 | HSF | — | | — | | — | | 1.8 | HSF | — | | — | |
| 1970 29 | 20:32:57.30 | SIZ | — | 13 | 37.303 | 116.548 | 0.2 | A | 68 | 2.20 | 0.30 | HSF | — | | — | | — | | 1.4 | HSF | — | | — | |
| 1970 29 | 23:51:18.70 | SIZ | — | 17 | 37.312 | 116.545 | 0.2 | A | 55 | 3.90 | 0.30 | HSF | — | | — | | — | | 1.1 | HSF | — | | — | |
| 1970 30 | 4:52:50.30 | SIZ | — | 12 | 37.295 | 116.465 | 0.2 | A | 70 | 3.40 | 0.30 | HSF | — | | — | | — | | 1.8 | HSF | — | | — | |
| 1970 30 | 5: 4:37.30 | SIZ | — | 19 | 37.300 | 116.537 | 0.1 | A | 77 | 1.20 | 0.20 | HSF | — | | — | | — | | 2.1 | HSF | — | | — | |
| 1970 30 | 5:14:29.20 | SIZ | — | 18 | 37.302 | 116.563 | 0.5 | B | 90 | 3.70 | 0.60 | HSF | — | | — | | — | | 1.0 | HSF | — | | — | |
| 1970 30 | 5:37:40.10 | SIZ | — | 13 | 37.300 | 116.560 | 0.2 | B | 122 | 2.50 | 0.40 | HSF | — | | — | | — | | 1.2 | HSF | — | | — | |
| 1970 30 | 5:52: 5.10 | SIZ | — | 20 | 37.308 | 116.543 | 0.1 | A | 54 | 3.60 | 0.20 | HSF | — | | — | | — | | 1.5 | HSF | — | | — | |
| 1970 30 | 8: 1:10.50 | SIZ | — | 19 | 37.310 | 116.548 | 0.2 | A | 60 | 3.90 | 0.20 | HSF | — | | — | | — | | 1.3 | HSF | — | | — | |
| 1970 30 | 8:10:26.60 | SIZ | — | 8 | 37.203 | 116.568 | 1.3 | C | 220 | 2.60 | 1.60 | HSF | — | | — | | — | | 0.7 | HSF | — | | — | |
| 1970 30 | 8:33:28.60 | SIZ | — | 11 | 37.302 | 116.557 | 0.4 | A | 80 | 3.40 | 1.00 | HSF | — | | — | | — | | 0.6 | HSF | — | | — | |
| 1970 30 | 9:39: 5.90 | SIZ | — | 8 | 37.255 | 116.463 | 1.1 | B | 125 | 3.80 | 1.20 | HSF | — | | — | | — | | 0.4 | HSF | — | | — | |
| 1970 30 | 9:43: 1.40 | SIZ | — | 18 | 37.307 | 116.553 | 0.2 | A | 72 | 4.30 | 0.20 | HSF | — | | — | | — | | 1.3 | HSF | — | | — | |
| 1970 30 | 10:20:49.80 | | — | 13 | 37.198 | 116.585 | 0.4 | B | 97 | 3.20 | 0.60 | HSF | — | | — | | — | | 0.4 | HSF | — | | — | |
| 1970 30 | 10:52:30.60 | SIZ | — | 20 | 37.288 | 116.573 | 0.2 | A | 73 | 2.00 | 0.20 | HSF | — | | — | | — | | 1.8 | HSF | — | | — | |
| 1970 30 | 11: 4:39.80 | SIZ | — | 16 | 37.312 | 116.470 | 0.1 | A | 73 | 2.70 | 0.20 | HSF | — | | — | | — | | 0.9 | HSF | — | | — | |
| 1970 30 | 11:28:20.30 | SIZ | — | 14 | 37.207 | 116.482 | 0.3 | A | 82 | 3.00 | 0.50 | HSF | — | | — | | — | | 0.8 | HSF | — | | — | |
| 1970 30 | 11:31:12.80 | SIZ | — | 21 | 37.285 | 116.545 | 0.1 | A | 57 | 3.00 | 0.20 | HSF | — | | — | | — | | 2.0 | HSF | — | | — | |

| DATE (UTC) | ORIGIN TIME HR MN SEC | HYPOCENTER FLAG | RMS | NO | LATITUDE | LONGITUDE | ERH | Q | GAP | DEPTH | ERZ | REF | INTENSITY I | REF | MAGNITUDE MS | REF | ML | REF | MD | REF | mb | REF | OTH | REF |
|---|---|---|---|---|---|---|---|---|---|---|---|---|---|---|---|---|---|---|---|---|---|---|---|---|
| 1970 MAR 30 | 13:23:35.90 | SIZ | — | 19 | 37.310 | 116.548 | 0.2 | A | 61 | 3.80 | 0.20 | HSF | — | | — | | — | | 0.8 | HSF | — | | — | |
| 1970 30 | 14:48:58.60 | SIZ | — | 15 | 37.310 | 116.545 | 0.2 | A | 102 | 4.00 | 0.30 | HSF | — | | — | | — | | 0.6 | HSF | — | | — | |
| 1970 30 | 17:10:55.80 | SIZ | — | 17 | 37.312 | 116.470 | 0.2 | A | 73 | 2.50 | 0.30 | HSF | — | | — | | — | | 1.3 | HSF | — | | — | |
| 1970 30 | 18:58:45.40 | SIZ | — | 20 | 37.310 | 116.548 | 0.2 | A | 60 | 3.90 | 0.20 | HSF | — | | — | | — | | 1.4 | HSF | — | | — | |
| 1970 30 | 19: 0:19.80 | SIZ | — | 11 | 37.308 | 116.552 | 0.3 | A | 98 | 4.00 | 0.40 | HSF | — | | — | | — | | — | | — | | — | |
| 1970 30 | 20:23:41.30 | SIZ | — | 16 | 37.290 | 116.552 | 0.2 | A | 85 | 3.50 | 0.30 | HSF | — | | — | | — | | 0.9 | HSF | — | | — | |
| 1970 30 | 20:53: 9.30 | SIZ | — | 16 | 37.292 | 116.547 | 0.2 | A | 110 | 3.50 | 0.20 | HSF | — | | — | | — | | 1.2 | HSF | — | | — | |
| 1970 30 | 23:56:24.50 | SIZ | — | 16 | 37.243 | 116.602 | 0.3 | A | 74 | 1.70 | 0.60 | HSF | — | | — | | — | | 2.2 | HSF | — | | — | |
| 1970 31 | 0: 2:21.10 | SIZ | — | 15 | 37.303 | 116.527 | 0.2 | A | 72 | 1.90 | 0.30 | HSF | — | | — | | — | | 0.9 | HSF | — | | — | |
| 1970 31 | 0:25:32.40 | SIZ | — | 12 | 37.283 | 116.540 | 0.4 | A | 106 | 2.70 | 0.70 | HSF | — | | — | | — | | 1.0 | HSF | — | | — | |
| 1970 31 | 0:55:22.30 | SIZ | — | 16 | 37.288 | 116.562 | 0.2 | A | 85 | 2.80 | 0.40 | HSF | — | | — | | — | | 1.5 | HSF | — | | — | |
| 1970 31 | 3:18: 4.33 | | — | 8 | 38.486 | 115.870 | — | | — | 0.60 | — | SHJ | — | | — | | — | | 1.0 | SHJ | — | | — | |
| 1970 31 | 4:16: 6.80 | SIZ | — | 20 | 37.293 | 116.463 | 0.2 | A | 70 | 3.00 | 0.30 | HSF | — | | — | | — | | 2.3 | HSF | — | | — | |
| 1970 31 | 7:30: 0.40 | SIZ | — | 17 | 37.298 | 116.548 | 0.2 | A | 72 | 2.10 | 0.20 | HSF | — | | — | | — | | 1.4 | HSF | — | | — | |
| 1970 31 | 7:31:41.40 | SIZ | — | 16 | 37.302 | 116.552 | 0.3 | A | 73 | 4.20 | 0.30 | HSF | — | | — | | — | | 1.1 | HSF | — | | — | |
| 1970 31 | 7:38:10.20 | SIZ | — | 8 | 37.293 | 116.552 | 0.2 | A | 80 | 3.40 | 0.30 | HSF | — | | — | | — | | 2.6 | HSF | — | | — | |
| 1970 31 | 8:19:58.40 | SIZ | — | 17 | 37.297 | 116.558 | 0.2 | A | 77 | 1.90 | 0.20 | HSF | — | | — | | — | | 1.3 | HSF | — | | — | |
| 1970 31 | 10:42:44.10 | SIZ | — | 7 | 37.302 | 116.557 | 0.6 | B | 133 | 1.90 | 0.60 | HSF | — | | — | | — | | 0.7 | HSF | — | | — | |
| 1970 31 | 10:56:37.50 | SIZ | — | 7 | 37.208 | 116.485 | 0.8 | B | 119 | 4.30 | 1.30 | HSF | — | | — | | — | | 0.6 | HSF | — | | — | |
| 1970 31 | 12:26:10.00 | SIZ | — | 17 | 37.303 | 116.547 | 0.3 | A | 65 | 3.00 | 0.60 | HSF | — | | — | | — | | 1.2 | HSF | — | | — | |
| 1970 31 | 13:37:23.30 | SIZ | — | 16 | 37.295 | 116.562 | 0.2 | A | 79 | 3.40 | 0.20 | HSF | — | | — | | — | | 1.3 | HSF | — | | — | |
| 1970 31 | 13:45:27.50 | SIZ | — | 11 | 37.293 | 116.563 | 0.3 | A | 81 | 3.60 | 0.30 | HSF | — | | — | | — | | 0.7 | HSF | — | | — | |
| 1970 31 | 16:22:36.90 | SIZ | — | 7 | 37.335 | 116.478 | 0.3 | B | 217 | 1.40 | 0.50 | HSF | — | | — | | — | | 0.9 | HSF | — | | — | |
| 1970 31 | 17:57:38.20 | SIZ | — | 16 | 37.283 | 116.548 | 0.3 | A | 107 | 2.90 | 0.30 | HSF | — | | — | | — | | 1.4 | HSF | — | | — | |
| 1970 31 | 20:20:31.90 | SIZ | — | 13 | 37.293 | 116.558 | 0.3 | A | 74 | 2.50 | 0.60 | HSF | — | | — | | — | | 1.0 | HSF | — | | — | |
| 1970 31 | 20:29:18.90 | SIZ | — | 13 | 37.282 | 116.570 | 0.2 | A | 112 | 1.80 | 0.20 | HSF | — | | — | | — | | 1.3 | HSF | — | | — | |
| 1970 31 | 20:48:10.40 | SIZ | — | 10 | 37.283 | 116.548 | 0.3 | B | 121 | 3.60 | 0.30 | HSF | — | | — | | — | | 0.6 | HSF | — | | — | |
| 1970 31 | 21:35:35.50 | SIZ | — | 12 | 37.298 | 116.558 | 0.4 | A | 80 | 1.70 | 0.50 | HSF | — | | — | | — | | 0.7 | HSF | — | | — | |
| 1970 31 | 23:50:35.20 | SIZ | — | 17 | 37.290 | 116.548 | 0.2 | A | 89 | 3.80 | 0.20 | HSF | — | | — | | — | | 1.8 | HSF | — | | — | |
| 1970 31 | 23:57:21.20 | SIZ | — | 15 | 37.307 | 116.542 | 0.2 | A | 63 | 2.40 | 0.40 | HSF | — | | — | | — | | 1.6 | HSF | — | | — | |
| 1970 APR 1 | 3:36:51.10 | SIZ | — | 18 | 37.303 | 116.552 | 0.3 | A | 73 | 3.80 | 0.30 | HSF | — | | — | | — | | 0.9 | HSF | — | | — | |
| 1970 1 | 6:31: 9.10 | SIZ | — | 16 | 37.292 | 116.535 | 0.2 | A | 71 | 1.60 | 0.30 | HSF | — | | — | | — | | 1.6 | HSF | — | | — | |
| 1970 1 | 7:32: 8.20 | SIZ | — | 7 | 37.307 | 116.540 | 0.1 | B | 114 | 4.30 | 0.20 | HSF | — | | — | | — | | 0.8 | HSF | — | | — | |
| 1970 1 | 10:30:41.60 | SIZ | — | 8 | 37.302 | 116.570 | 0.4 | A | 91 | 2.00 | 0.60 | HSF | — | | — | | — | | 0.8 | HSF | — | | — | |
| 1970 1 | 11: 9:11.50 | SIZ | — | 7 | 37.293 | 116.552 | 0.1 | B | 133 | 3.50 | 0.10 | HSF | — | | — | | — | | 0.1 | HSF | — | | — | |
| 1970 1 | 14:18:54.60 | SIZ | — | 19 | 37.298 | 116.545 | 0.1 | A | 74 | 3.40 | 0.20 | HSF | — | | — | | — | | 1.9 | HSF | — | | — | |
| 1970 1 | 14:40:20.30 | SIZ | — | 18 | 37.282 | 116.552 | 0.2 | A | 58 | 2.90 | 0.40 | HSF | — | | — | | — | | 1.7 | HSF | — | | — | |
| 1970 1 | 16: 8:37.30 | SIZ | — | 9 | 37.298 | 116.545 | 0.4 | A | 95 | 3.10 | 1.10 | HSF | — | | — | | — | | 0.9 | HSF | — | | — | |
| 1970 1 | 17:59:10.80 | SIZ | — | 16 | 37.215 | 116.505 | 0.4 | A | 83 | 3.60 | 0.60 | HSF | — | | — | | — | | 1.0 | HSF | — | | — | |
| 1970 1 | 19:10:12.80 | SIZ | — | 20 | 37.303 | 116.553 | 0.2 | A | 74 | 4.20 | 0.20 | HSF | — | | — | | — | | 2.1 | HSF | — | | — | |
| 1970 1 | 19:42:51.50 | SIZ | — | 19 | 37.293 | 116.547 | 0.2 | A | 61 | 3.60 | 0.20 | HSF | — | | — | | — | | 2.1 | HSF | — | | — | |
| 1970 2 | 0:22:59.10 | SIZ | — | 9 | 37.287 | 116.552 | 0.3 | B | 126 | 3.70 | 0.30 | HSF | — | | — | | — | | 0.4 | HSF | — | | — | |
| 1970 2 | 1:55:48.40 | SIZ | — | 14 | 37.277 | 116.583 | 0.3 | B | 123 | 2.80 | 0.40 | HSF | — | | — | | — | | 0.8 | HSF | — | | — | |
| 1970 2 | 1:56:19.40 | SIZ | — | 18 | 37.307 | 116.545 | 0.2 | A | 58 | 3.70 | 0.30 | HSF | — | | — | | — | | 1.1 | HSF | — | | — | |
| 1970 2 | 8:58:40.60 | SIZ | — | 11 | 37.303 | 116.543 | 0.2 | A | 101 | 3.10 | 0.40 | HSF | — | | — | | — | | 0.2 | HSF | — | | — | |
| 1970 2 | 9:31: 2.30 | SIZ | — | 15 | 37.302 | 116.555 | 0.2 | A | 78 | 4.50 | 0.20 | HSF | — | | — | | — | | 2.1 | HSF | — | | — | |
| 1970 2 | 9:34:48.60 | SIZ | — | 17 | 37.303 | 116.553 | 0.2 | A | 74 | 4.30 | 0.20 | HSF | — | | — | | — | | 0.9 | HSF | — | | — | |
| 1970 2 | 10:55:44.60 | SIZ | — | 14 | 37.305 | 116.548 | 0.3 | A | 82 | 3.80 | 0.30 | HSF | — | | — | | — | | 0.9 | HSF | — | | — | |

SGB HISTORICAL HYPOCENTER SUMMARY 1868-1978

| DATE | ORIGIN TIME | HYPOCENTER | | | | | | | | | | | INTENSITY | | MAGNITUDE | | | | | | | | | |
|---|---|---|---|---|---|---|---|---|---|---|---|---|---|---|---|---|---|---|---|---|---|---|---|---|
| (UTC) | HR MN SEC | FLAG | RMS | NO | LATITUDE | LONGITUDE | ERH | Q | GAP | DEPTH | ERZ | REF | I | REF | MS | REF | ML | REF | MD | REF | mb | REF | OTH | REF |
| 1970 APR 2 | 13:23:24.70 | SIZ | — | 14 | 37.328 | 116.405 | 0.3 | B | 92 | 4.00 | 0.30 | HSF | — | | — | | — | | 1.1 | HSF | — | | — | |
| 1970 2 | 14:11:46.60 | SIZ | — | 17 | 37.277 | 116.585 | 0.3 | A | 106 | 1.90 | 0.30 | HSF | — | | — | | — | | 1.2 | HSF | — | | — | |
| 1970 2 | 14:54:13.40 | SIZ | — | 8 | 37.298 | 116.562 | 0.2 | A | 108 | 3.70 | 0.40 | HSF | — | | — | | — | | 0.1 | HSF | — | | — | |
| 1970 2 | 15: 6:37.70 | SIZ | — | 16 | 37.297 | 116.548 | 0.2 | A | 75 | 3.50 | 0.30 | HSF | — | | — | | — | | 0.8 | HSF | — | | — | |
| 1970 2 | 15:53: 1.10 | SIZ | — | 9 | 37.315 | 116.467 | 0.2 | B | 125 | 2.80 | 0.50 | HSF | — | | — | | — | | 0.1 | HSF | — | | — | |
| 1970 2 | 20:20:32.10 | SIZ | — | 17 | 37.312 | 116.548 | 0.2 | A | 60 | 4.50 | 0.20 | HSF | — | | — | | — | | 1.2 | HSF | — | | — | |
| 1970 2 | 20:22:49.90 | SIZ | — | 10 | 37.303 | 116.550 | 0.3 | B | 179 | 4.00 | 0.30 | HSF | — | | — | | — | | 0.5 | HSF | — | | — | |
| 1970 2 | 22:13:37.40 | SIZ | — | 12 | 37.272 | 116.600 | 0.3 | A | 96 | 1.80 | 0.30 | HSF | — | | — | | — | | 0.4 | HSF | — | | — | |
| 1970 3 | 1:17:10.40 | SIZ | — | 12 | 37.288 | 116.552 | 0.2 | A | 106 | 3.30 | 0.30 | HSF | — | | — | | — | | 0.9 | HSF | — | | — | |
| 1970 3 | 2: 9:13.10 | SIZ | — | 12 | 37.298 | 116.560 | 0.4 | A | 84 | 3.00 | 0.70 | HSF | — | | — | | — | | 0.9 | HSF | — | | — | |
| 1970 3 | 2: 9:38.10 | SIZ | — | 10 | 37.293 | 116.558 | 0.3 | A | 116 | 3.00 | 0.60 | HSF | — | | — | | — | | 1.0 | HSF | — | | — | |
| 1970 3 | 3:35: 9.40 | SIZ | — | 12 | 37.308 | 116.545 | 0.2 | A | 62 | 3.50 | 0.30 | HSF | — | | — | | — | | 1.1 | HSF | — | | — | |
| 1970 3 | 3:55:44.90 | SIZ | — | 6 | 37.297 | 116.558 | 0.4 | B | 117 | 1.60 | 1.10 | HSF | — | | — | | — | | 0.1 | HSF | — | | — | |
| 1970 3 | 4:56:56.10 | SIZ | — | 5 | 37.278 | 116.553 | 0.2 | C | 150 | 1.50 | — | HSF | — | | — | | — | | — | | — | | — | |
| 1970 3 | 6: 2:36.40 | SIZ | — | 15 | 37.297 | 116.545 | 0.2 | A | 77 | 3.50 | 0.30 | HSF | — | | — | | — | | 1.1 | HSF | — | | — | |
| 1970 3 | 6:54:20.90 | SIZ | — | 12 | 37.298 | 116.552 | 0.4 | A | 70 | 3.20 | 0.70 | HSF | — | | — | | — | | 0.6 | HSF | — | | — | |
| 1970 3 | 8:16: 5.30 | SIZ | — | 7 | 37.315 | 116.542 | 0.3 | B | 99 | 2.40 | 0.40 | HSF | — | | — | | — | | 0.1 | HSF | — | | — | |
| 1970 3 | 9:16:54.30 | SIZ | — | 6 | 37.298 | 116.528 | 0.3 | C | 163 | 2.40* | — | HSF | — | | — | | — | | 0.4 | HSF | — | | — | |
| 1970 3 | 9:49:12.80 | SIZ | — | 5 | 37.303 | 116.585 | — | D | 98 | 1.80 | — | HSF | — | | — | | — | | — | | — | | — | |
| 1970 3 | 10:30:44.90 | SIZ | — | 13 | 37.290 | 116.557 | 0.2 | A | 94 | 2.20 | 0.30 | HSF | — | | — | | — | | 1.0 | HSF | — | | — | |
| 1970 3 | 11:42: 8.30 | SIZ | — | 9 | 37.310 | 116.538 | 0.2 | A | 84 | 3.40 | 0.50 | HSF | — | | — | | — | | 0.7 | HSF | — | | — | |
| 1970 3 | 11:53:37.00 | SIZ | — | 7 | 37.305 | 116.527 | 0.2 | B | 87 | 2.30 | 0.20 | HSF | — | | — | | — | | 0.4 | HSF | — | | — | |
| 1970 3 | 15:37:32.60 | SIZ | — | 9 | 37.310 | 116.540 | 0.4 | A | 98 | 2.20 | 0.50 | HSF | — | | — | | — | | 1.4 | HSF | — | | — | |
| 1970 3 | 15:43:14.40 | SIZ | — | 16 | 37.310 | 116.550 | 0.3 | A | 93 | 3.90 | 0.30 | HSF | — | | — | | — | | 1.6 | HSF | — | | — | |
| 1970 3 | 16:33:30.90 | SIZ | — | 12 | 37.298 | 116.558 | 0.2 | A | 84 | 2.80 | 0.30 | HSF | — | | — | | — | | 1.7 | HSF | — | | — | |
| 1970 3 | 16:42:53.80 | SIZ | — | 14 | 37.300 | 116.562 | 0.2 | A | 86 | 3.30 | 0.30 | HSF | — | | — | | — | | 1.4 | HSF | — | | — | |
| 1970 3 | 17:56:43.40 | SIZ | — | 7 | 37.285 | 116.550 | 0.3 | B | 137 | 2.00 | 0.30 | HSF | — | | — | | — | | 0.4 | HSF | — | | — | |
| 1970 3 | 20: 1:16.10 | SIZ | — | 10 | 37.297 | 116.547 | 0.3 | A | 89 | 3.90 | 0.40 | HSF | — | | — | | — | | 0.5 | HSF | — | | — | |
| 1970 3 | 21:51:40.80 | SIZ | — | 9 | 37.275 | 116.512 | 0.3 | A | 112 | 3.60 | 0.40 | HSF | — | | — | | — | | 0.7 | HSF | — | | — | |
| 1970 3 | 22:35: 0.80 | SIZ | — | 9 | 37.297 | 116.553 | 0.3 | B | 168 | 3.00 | 0.40 | HSF | — | | — | | — | | 1.5 | HSF | — | | — | |
| 1970 4 | 1:59:21.00 | SIZ | — | 18 | 37.297 | 116.560 | 0.2 | A | 79 | 3.20 | 0.30 | HSF | — | | — | | — | | 1.5 | HSF | — | | — | |
| 1970 4 | 2:24: 6.50 | | — | 14 | 37.198 | 116.597 | 0.5 | C | 212 | 4.80* | — | HSF | — | | — | | — | | 0.8 | HSF | — | | — | |
| 1970 4 | 3:15: 7.90 | SIZ | — | 15 | 37.202 | 116.587 | 0.4 | B | 111 | 3.90 | 0.50 | HSF | — | | — | | — | | 0.7 | HSF | — | | — | |
| 1970 4 | 3:34: 8.10 | SIZ | — | 13 | 37.283 | 116.547 | 0.2 | A | 107 | 2.70 | 0.50 | HSF | — | | — | | — | | 0.9 | HSF | — | | — | |
| 1970 4 | 5:38:41.30 | | — | 12 | 37.193 | 116.590 | 1.1 | C | 243 | 2.80 | 1.00 | HSF | — | | — | | — | | 0.9 | HSF | — | | — | |
| 1970 4 | 6:34: 0.20 | SIZ | — | 16 | 37.200 | 116.587 | 0.3 | B | 111 | 3.40 | 0.40 | HSF | — | | — | | — | | 1.1 | HSF | — | | — | |
| 1970 4 | 6:36:16.20 | SIZ | — | 13 | 37.202 | 116.590 | 0.3 | B | 115 | 4.10 | 0.40 | HSF | — | | — | | — | | 0.6 | HSF | — | | — | |
| 1970 4 | 7:39:21.00 | SIZ | — | 14 | 37.210 | 116.577 | 0.4 | B | 108 | 2.20 | 1.70 | HSF | — | | — | | — | | 0.5 | HSF | — | | — | |
| 1970 4 | 9: 6:16.00 | | — | 14 | 37.197 | 116.580 | 0.3 | C | 104 | 0.60* | — | HSF | — | | — | | — | | 0.5 | HSF | — | | — | |
| 1970 4 | 9:54:19.00 | SIZ | — | 9 | 37.190 | 116.398 | 1.0 | C | 233 | 5.10 | 0.60 | HSF | — | | — | | — | | 0.2 | HSF | — | | — | |
| 1970 4 | 10:14:53.20 | SIZ | — | 13 | 37.203 | 116.588 | 0.5 | B | 123 | 4.50 | 0.60 | HSF | — | | — | | — | | 0.4 | HSF | — | | — | |
| 1970 4 | 12:20:20.60 | SIZ | — | 8 | 37.218 | 116.578 | 0.8 | C | 167 | 5.00* | — | HSF | — | | — | | — | | 0.1 | HSF | — | | — | |
| 1970 4 | 14:37:35.70 | SIZ | — | 14 | 37.293 | 116.553 | 0.2 | A | 84 | 4.10 | 0.20 | HSF | — | | — | | — | | 0.6 | HSF | — | | — | |
| 1970 4 | 14:56:25.40 | SIZ | — | 10 | 37.285 | 116.555 | 0.2 | A | 110 | 1.90 | 0.20 | HSF | — | | — | | — | | — | | — | | — | |
| 1970 4 | 18:30: 6.90 | SIZ | — | 10 | 37.295 | 116.550 | 0.6 | A | 97 | 3.60 | 1.10 | HSF | — | | — | | — | | — | | — | | — | |
| 1970 4 | 18:59:25.30 | SIZ | — | 8 | 37.298 | 116.548 | 0.2 | A | 91 | 3.20 | 0.60 | HSF | — | | — | | — | | 0.4 | HSF | — | | — | |
| 1970 4 | 20:51: 0.70 | SIZ | — | 7 | 37.293 | 116.552 | 0.6 | B | 107 | 4.40 | 0.80 | HSF | — | | — | | — | | 0.1 | HSF | — | | — | |
| 1970 4 | 21: 0: 7.20 | SIZ | — | 11 | 37.300 | 116.565 | 0.2 | B | 125 | 3.20 | 0.30 | HSF | — | | — | | — | | 0.7 | HSF | — | | — | |

| DATE (UTC) | ORIGIN TIME HR MN SEC | HYPOCENTER FLAG | RMS | NO | LATITUDE | LONGITUDE | ERH | Q | GAP | DEPTH | ERZ | REF | INTENSITY I | REF | MAGNITUDE MS | REF | ML | REF | MD | REF | mb | REF | OTH | REF |
|---|---|---|---|---|---|---|---|---|---|---|---|---|---|---|---|---|---|---|---|---|---|---|---|---|
| 1970 APR 4 | 21:27:15.10 | SIZ | — | 6 | 37.292 | 116.548 | 0.6 | B | 127 | 4.30 | 0.80 | HSF | — | | — | | — | | 0.1 | HSF | — | | — | |
| 1970 4 | 23:25:20.20 | SIZ | — | 10 | 37.300 | 116.552 | 0.5 | A | 90 | 3.70 | 1.00 | HSF | — | | — | | — | | 0.8 | HSF | — | | — | |
| 1970 5 | 0:56:58.60 | SIZ | — | 12 | 37.247 | 116.582 | 0.3 | A | 116 | 1.70 | 0.60 | HSF | — | | — | | — | | 1.9 | HSF | — | | — | |
| 1970 5 | 2:40:24.50 | SIZ | — | 16 | 37.300 | 116.552 | 0.2 | A | 84 | 2.90 | 0.30 | HSF | — | | — | | — | | 1.4 | HSF | — | | — | |
| 1970 5 | 4:22:28.90 | SIZ | — | 12 | 37.308 | 116.555 | 0.4 | A | 97 | 4.50 | 0.40 | HSF | — | | — | | — | | 0.3 | HSF | — | | — | |
| 1970 5 | 4:30:22.10 | SIZ | — | 8 | 37.292 | 116.557 | 0.3 | B | 157 | 4.70 | 0.20 | HSF | — | | — | | — | | 0.1 | HSF | — | | — | |
| 1970 5 | 12:18:14.70 | SIZ | — | 12 | 37.305 | 116.553 | 0.4 | A | 87 | 3.70 | 0.50 | HSF | — | | — | | — | | 0.4 | HSF | — | | — | |
| 1970 5 | 12:25:51.90 | SIZ | — | 16 | 37.285 | 116.545 | 0.2 | A | 112 | 2.50 | 0.30 | HSF | — | | — | | — | | 1.5 | HSF | — | | — | |
| 1970 5 | 13:54: 5.80 | SIZ | — | 13 | 37.267 | 116.585 | 0.2 | A | 88 | 2.40 | 0.40 | HSF | — | | — | | — | | 1.3 | HSF | — | | — | |
| 1970 5 | 15:51:42.20 | SIZ | — | 8 | 37.200 | 116.485 | 1.4 | C | 229 | 3.60 | 1.10 | HSF | — | | — | | — | | 0.5 | HSF | — | | — | |
| 1970 5 | 18:24:37.00 | SIZ | — | 7 | 37.293 | 116.565 | 0.6 | B | 114 | 1.80 | 0.60 | HSF | — | | — | | — | | 0.7 | HSF | — | | — | |
| 1970 5 | 22:12:14.60 | SIZ | — | 13 | 37.293 | 116.565 | 0.4 | B | 79 | 1.50 | 0.70 | HSF | — | | — | | — | | 1.0 | HSF | — | | — | |
| 1970 5 | 23:18:14.90 | SIZ | — | 8 | 37.313 | 116.548 | 0.6 | A | 103 | 3.40 | 1.30 | HSF | — | | — | | — | | — | | — | | — | |
| 1970 6 | 0: 4:48.90 | SIZ | — | 13 | 37.292 | 116.548 | 0.3 | A | 118 | 3.90 | 0.40 | HSF | — | | — | | — | | 1.2 | HSF | — | | — | |
| 1970 6 | 2:37:13.40 | SIZ | — | 11 | 37.313 | 116.537 | 0.1 | A | 96 | 2.90 | 0.30 | HSF | — | | — | | — | | 1.4 | HSF | — | | — | |
| 1970 6 | 6:34:20.50 | SIZ | — | 11 | 37.308 | 116.550 | 0.4 | A | 105 | 3.90 | 0.50 | HSF | — | | — | | — | | 0.9 | HSF | — | | — | |
| 1970 6 | 14: 8:40.20 | SIZ | — | 15 | 37.310 | 116.542 | 0.1 | A | 84 | 3.00 | 0.20 | HSF | — | | — | | — | | 2.4 | HSF | — | | — | |
| 1970 6 | 15:13:39.30 | SIZ | — | 9 | 37.298 | 116.552 | 0.5 | A | 116 | 3.60 | 0.60 | HSF | — | | — | | — | | 0.8 | HSF | — | | — | |
| 1970 6 | 15:34:40.10 | SIZ | — | 7 | 37.217 | 116.503 | 0.6 | B | 156 | 4.60 | 0.50 | HSF | — | | — | | — | | 0.1 | HSF | — | | — | |
| 1970 6 | 15:41:16.60 | SIZ | — | 7 | 37.295 | 116.552 | 0.7 | B | 126 | 4.70 | 0.60 | HSF | — | | — | | — | | — | | — | | — | |
| 1970 6 | 17:21:30.50 | SIZ | — | 9 | 37.202 | 116.590 | 0.5 | B | 117 | 4.50 | 0.80 | HSF | — | | — | | — | | 1.5 | HSF | — | | — | |
| 1970 6 | 18:54:59.10 | SIZ | — | 7 | 37.298 | 116.543 | 1.0 | B | 84 | 3.80 | 1.70 | HSF | — | | — | | — | | 0.8 | HSF | — | | — | |
| 1970 6 | 21:34:21.60 | SIZ | — | 7 | 37.305 | 116.555 | 0.9 | B | 111 | 4.70 | 0.90 | HSF | — | | — | | — | | 0.2 | HSF | — | | — | |
| 1970 6 | 23:15:42.40 | SIZ | — | 5 | 37.310 | 116.563 | — | D | 108 | 0.10 | — | HSF | — | | — | | — | | 0.3 | HSF | — | | — | |
| 1970 6 | 23:44:48.50 | SIZ | — | 7 | 37.282 | 116.545 | 0.7 | B | 164 | 2.10 | 0.70 | HSF | — | | — | | — | | 0.5 | HSF | — | | — | |
| 1970 7 | 0:17:14.70 | SIZ | — | 9 | 37.213 | 116.502 | 0.3 | B | 185 | 4.10 | 0.30 | HSF | — | | — | | — | | 0.4 | HSF | — | | — | |
| 1970 7 | 10:59: 5.10 | SIZ | — | 8 | 37.312 | 116.553 | 0.4 | A | 103 | 3.60 | 0.60 | HSF | — | | — | | — | | 0.9 | HSF | — | | — | |
| 1970 7 | 12: 4:58.70 | SIZ | — | 11 | 37.310 | 116.543 | 0.4 | A | 101 | 3.20 | 0.70 | HSF | — | | — | | — | | 0.9 | HSF | — | | — | |
| 1970 7 | 12:48:12.20 | SIZ | — | 14 | 37.298 | 116.550 | 0.3 | A | 82 | 4.50 | 0.30 | HSF | — | | — | | — | | 1.3 | HSF | — | | — | |
| 1970 7 | 15:58: 0.80 | SIZ | — | 8 | 37.313 | 116.548 | 0.4 | A | 104 | 2.90 | 0.80 | HSF | — | | — | | — | | 0.7 | HSF | — | | — | |
| 1970 7 | 17:47:16.40 | SIZ | — | 16 | 37.215 | 116.507 | 0.3 | A | 120 | 5.00 | 0.30 | HSF | — | | — | | — | | 2.1 | HSF | — | | — | |
| 1970 7 | 17:59:25.70 | SIZ | — | 12 | 37.212 | 116.507 | 0.5 | B | 119 | 4.70 | 0.50 | HSF | — | | — | | — | | 0.9 | HSF | — | | — | |
| 1970 7 | 18:16:33.10 | SIZ | — | 12 | 37.313 | 116.547 | 0.3 | A | 100 | 3.90 | 0.30 | HSF | — | | — | | — | | 1.4 | HSF | — | | — | |
| 1970 7 | 18:57: 0.10 | SIZ | — | 13 | 37.210 | 116.512 | 0.3 | A | 120 | 4.90 | 0.30 | HSF | — | | — | | — | | 0.8 | HSF | — | | — | |
| 1970 7 | 19:10:43.60 | SIZ | — | 9 | 37.218 | 116.575 | 0.5 | B | 147 | 3.40 | 0.90 | HSF | — | | — | | — | | 0.3 | HSF | — | | — | |
| 1970 7 | 19:36:29.00 | SIZ | — | 6 | 37.295 | 116.548 | 0.8 | B | 148 | 4.40 | 0.70 | HSF | — | | — | | — | | 0.4 | HSF | — | | — | |
| 1970 7 | 20:39:52.00 | SIZ | — | 8 | 37.312 | 116.545 | 0.4 | A | 104 | 3.40 | 0.70 | HSF | — | | — | | — | | 0.9 | HSF | — | | — | |
| 1970 7 | 23:51: 6.30 | SIZ | — | 5 | 37.302 | 116.545 | — | D | 140 | 4.40 | — | HSF | — | | — | | — | | 1.5 | HSF | — | | — | |
| 1970 8 | 1:30:32.00 | SIZ | — | 16 | 37.307 | 116.550 | 0.3 | A | 106 | 4.00 | 0.30 | HSF | — | | — | | — | | — | | — | | — | |
| 1970 8 | 1:40:25.80 | SIZ | — | 5 | 37.167 | 116.460 | 1.9 | D | 308 | 1.50* | — | HSF | — | | — | | — | | 0.1 | HSF | — | | — | |
| 1970 8 | 1:58: 7.80 | SIZ | — | 6 | 37.295 | 116.560 | 0.5 | B | 129 | 5.00 | 0.40 | HSF | — | | — | | — | | — | | — | | — | |
| 1970 8 | 2:45: 6.80 | SIZ | — | 5 | 37.302 | 116.545 | — | D | 195 | 3.50 | — | HSF | — | | — | | — | | — | | — | | — | |
| 1970 8 | 2:48:54.20 | SIZ | — | 5 | 37.275 | 116.552 | — | D | 206 | 4.80 | — | HSF | — | | — | | — | | 0.1 | HSF | — | | — | |
| 1970 8 | 4:11: 5.50 | SIZ | — | 5 | 37.240 | 116.567 | 3.6 | D | 258 | 3.00* | — | HSF | — | | — | | — | | 0.1 | HSF | — | | — | |
| 1970 8 | 4:42:25.30 | SIZ | — | 10 | 37.308 | 116.542 | 0.5 | B | 128 | 2.90 | 0.80 | HSF | — | | — | | — | | 1.0 | HSF | — | | — | |
| 1970 8 | 4:43: 9.70 | SIZ | — | 15 | 37.308 | 116.542 | 0.2 | B | 128 | 3.70 | 0.20 | HSF | — | | — | | — | | 2.3 | HSF | — | | — | |
| 1970 8 | 7:46:17.50 | SIZ | — | 8 | 37.310 | 116.548 | 0.5 | B | 129 | 1.80 | 0.80 | HSF | — | | — | | — | | 0.8 | HSF | — | | — | |
| 1970 8 | 8:42: 7.90 | SIZ | — | 10 | 37.302 | 116.550 | 0.2 | B | 135 | 1.40 | 0.50 | HSF | — | | — | | — | | 1.7 | HSF | — | | — | |

SGB HISTORICAL HYPOCENTER SUMMARY 1868-1978

| DATE (UTC) | ORIGIN TIME HR MN SEC | HYPOCENTER FLAG | RMS | NO | LATITUDE | LONGITUDE | ERH | Q | GAP | DEPTH | ERZ | REF | INTENSITY I | REF | MAGNITUDE MS | REF | ML | REF | MD | REF | mb | REF | OTH | REF |
|---|---|---|---|---|---|---|---|---|---|---|---|---|---|---|---|---|---|---|---|---|---|---|---|---|
| 1970 APR 8 | 9:38: 5.10 | | — | 9 | 37.198 | 116.588 | 0.5 | B | 179 | 3.10 | 0.80 | HSF | — | | — | | — | | 0.7 | HSF | — | | — | |
| 1970 8 | 11: 5:31.60 | SIZ | — | 5 | 37.422 | 116.577 | 4.1 | D | 261 | 3.00* | — | HSF | — | | — | | — | | 0.1 | HSF | — | | — | |
| 1970 8 | 13:58:17.50 | SIZ | — | 9 | 37.300 | 116.553 | 0.4 | B | 124 | 4.50 | 0.30 | HSF | — | | — | | — | | 0.9 | HSF | — | | — | |
| 1970 8 | 16:18:12.30 | SIZ | — | 10 | 37.313 | 116.545 | 0.4 | B | 157 | 4.00 | 0.40 | HSF | — | | — | | — | | 1.1 | HSF | — | | — | |
| 1970 8 | 16:46:18.90 | SIZ | — | 8 | 37.297 | 116.560 | 0.4 | B | 176 | 5.00 | 0.30 | HSF | — | | — | | — | | — | | — | | — | |
| 1970 8 | 17:53:26.40 | SIZ | — | 4 | 37.220 | 116.595 | — | D | 139 | 0.60* | — | HSF | — | | — | | — | | 0.5 | HSF | — | | — | |
| 1970 9 | 1:46:10.80 | SIZ | — | 11 | 37.310 | 116.547 | 0.3 | B | 144 | 3.70 | 0.40 | HSF | — | | — | | — | | 0.5 | HSF | — | | — | |
| 1970 9 | 5:12: 7.60 | SIZ | — | 5 | 37.248 | 116.560 | — | D | 237 | 3.90 | — | HSF | — | | — | | — | | 0.2 | HSF | — | | — | |
| 1970 9 | 8:20:49.10 | | — | 3 | 37.454 | 117.978 | — | | — | 3.00* | — | PHM | — | | — | | — | | — | | — | | — | |
| 1970 9 | 16:20:55.30 | SIZ | — | 7 | 37.297 | 116.560 | 0.7 | C | 263 | 1.80 | 0.70 | HSF | — | | — | | — | | 0.1 | HSF | — | | — | |
| 1970 9 | 23: 7:41.00 | SIZ | — | 9 | 37.298 | 116.560 | 0.3 | B | 140 | 1.80 | 0.30 | HSF | — | | — | | — | | 1.6 | HSF | — | | — | |
| 1970 10 | 1:29:59.90 | SIZ | — | 6 | 37.340 | 116.538 | 0.8 | B | 168 | 2.50 | 1.60 | HSF | — | | — | | — | | 0.1 | HSF | — | | — | |
| 1970 10 | 1:49:19.10 | | — | 3 | 37.453 | 117.978 | — | | — | 3.00* | — | PHM | — | | — | | — | | — | | — | | — | |
| 1970 10 | 4:14:33.50 | SIZ | — | 12 | 37.107 | 116.317 | 0.7 | B | 130 | 3.10 | 0.90 | HSF | — | | — | | — | | 1.9 | HSF | — | | — | |
| 1970 10 | 5:15:49.50 | SIZ | — | 6 | 37.105 | 116.305 | 1.1 | C | 177 | 4.40 | 1.20 | HSF | — | | — | | — | | 0.3 | HSF | — | | — | |
| 1970 10 | 6:12:56.20 | SIZ | — | 4 | 37.250 | 116.548 | — | D | 245 | 5.00 | — | HSF | — | | — | | — | | 0.1 | HSF | — | | — | |
| 1970 10 | 6:21:26.30 | SIZ | — | 6 | 37.295 | 116.548 | 0.5 | B | 132 | 4.50 | 0.50 | HSF | — | | — | | — | | 0.1 | HSF | — | | — | |
| 1970 10 | 10: 8:14.80 | SIZ | — | 7 | 37.273 | 116.383 | 0.7 | C | 160 | 1.20 | 2.20 | HSF | — | | — | | — | | 0.9 | HSF | — | | — | |
| 1970 10 | 11:16:13.00 | SIZ | — | 5 | 37.262 | 116.510 | — | D | 173 | 5.00 | — | HSF | — | | — | | — | | 0.2 | HSF | — | | — | |
| 1970 10 | 14: 3: 2.30 | SIZ | — | 5 | 37.255 | 116.607 | — | D | 126 | 0.20 | — | HSF | — | | — | | — | | 1.4 | HSF | — | | — | |
| 1970 10 | 22: 3:49.10 | | — | 7 | 37.193 | 116.592 | 0.6 | C | 181 | 3.00* | — | HSF | — | | — | | — | | 1.2 | HSF | — | | — | |
| 1970 10 | 23:26:29.70 | | — | 6 | 37.192 | 116.583 | 0.9 | D | 231 | 0.60* | — | HSF | — | | — | | — | | 0.9 | HSF | — | | — | |
| 1970 10 | 23:48:16.90 | | — | 7 | 37.193 | 116.585 | 1.0 | D | 232 | 3.00* | — | HSF | — | | — | | — | | 1.2 | HSF | — | | — | |
| 1970 11 | 1:10:41.80 | SIZ | — | 7 | 37.302 | 116.552 | 1.3 | C | 194 | 3.70 | 1.40 | HSF | — | | — | | — | | 0.8 | HSF | — | | — | |
| 1970 11 | 2:59:48.80 | SIZ | — | 9 | 37.307 | 116.553 | 0.3 | B | 146 | 4.60 | 0.30 | HSF | — | | — | | — | | 1.1 | HSF | — | | — | |
| 1970 11 | 3:11:47.00 | SIZ | — | 13 | 37.205 | 116.568 | 0.4 | B | 120 | 3.50 | 0.60 | HSF | — | | — | | — | | 1.8 | HSF | — | | — | |
| 1970 11 | 4:14:31.90 | SIZ | — | 14 | 37.277 | 116.555 | 0.3 | B | 133 | 2.80 | 0.50 | HSF | — | | — | | — | | 2.1 | HSF | — | | — | |
| 1970 11 | 4:18:10.10 | SIZ | — | 5 | 37.270 | 116.560 | — | D | 162 | 1.50 | — | HSF | — | | — | | — | | 0.1 | HSF | — | | — | |
| 1970 11 | 4:23:11.90 | SIZ | — | 8 | 37.308 | 116.570 | 1.2 | B | 132 | 4.50 | 1.80 | HSF | — | | — | | — | | 2.3 | HSF | — | | — | |
| 1970 11 | 4:57:45.50 | SIZ | — | 15 | 37.290 | 116.557 | 0.2 | A | 112 | 1.70 | 0.30 | HSF | — | | — | | — | | 2.3 | HSF | — | | — | |
| 1970 11 | 5: 8: 6.30 | SIZ | — | 3 | 37.242 | 116.552 | — | D | 154 | 3.00* | — | HSF | — | | — | | — | | 0.1 | HSF | — | | — | |
| 1970 11 | 5:10:39.40 | SIZ | — | 6 | 37.213 | 116.567 | 2.3 | C | 200 | 4.70 | 2.00 | HSF | — | | — | | — | | 0.9 | HSF | — | | — | |
| 1970 11 | 5:31:48.90 | SIZ | — | 10 | 37.208 | 116.570 | 0.6 | B | 171 | 3.90 | 0.90 | HSF | — | | — | | — | | 1.3 | HSF | — | | — | |
| 1970 11 | 5:34:16.10 | | — | 9 | 37.198 | 116.567 | 0.6 | B | 179 | 3.80 | 0.80 | HSF | — | | — | | — | | 1.1 | HSF | — | | — | |
| 1970 11 | 7:43:21.20 | SIZ | — | 4 | 37.283 | 116.547 | — | D | 153 | 4.50 | — | HSF | — | | — | | — | | — | | — | | — | |
| 1970 11 | 10:38:30.00 | | — | 12 | 37.198 | 116.573 | 0.5 | B | 177 | 2.40 | 1.90 | HSF | — | | — | | — | | 2.1 | HSF | — | | — | |
| 1970 11 | 10:41:37.00 | SIZ | — | 7 | 37.212 | 116.568 | 0.9 | B | 169 | 3.60 | 1.00 | HSF | — | | — | | — | | 1.6 | HSF | — | | — | |
| 1970 11 | 11:21:50.10 | SIZ | — | 12 | 37.207 | 116.573 | 0.7 | C | 173 | 2.80 | 1.10 | HSF | — | | — | | — | | 2.1 | HSF | — | | — | |
| 1970 11 | 11:32:24.10 | SIZ | — | 11 | 37.207 | 116.570 | 0.4 | B | 119 | 3.20 | 0.60 | HSF | — | | — | | — | | 2.0 | HSF | — | | — | |
| 1970 11 | 11:34:59.50 | SIZ | — | 5 | 37.277 | 116.505 | — | D | 151 | 4.60 | — | HSF | — | | — | | — | | 0.2 | HSF | — | | — | |
| 1970 12 | 0:39:30.80 | SIZ | — | 9 | 37.213 | 116.582 | 0.5 | B | 112 | 4.30 | 0.70 | HSF | — | | — | | — | | 2.1 | HSF | — | | — | |
| 1970 12 | 1:15:52.70 | SIZ | — | 6 | 37.293 | 116.560 | 0.3 | B | 179 | 2.50 | 0.50 | HSF | — | | — | | — | | 1.8 | HSF | — | | — | |
| 1970 12 | 2:44:30.20 | SIZ | — | 6 | 37.200 | 116.595 | 2.8 | D | 234 | 3.00* | — | HSF | — | | — | | — | | 1.0 | HSF | — | | — | |
| 1970 12 | 4:36:51.40 | SIZ | — | 7 | 37.297 | 116.575 | 0.3 | B | 137 | 2.70 | 0.50 | HSF | — | | — | | — | | 1.1 | HSF | — | | — | |
| 1970 12 | 6:41:22.80 | SIZ | — | 12 | 37.273 | 116.563 | 0.3 | A | 97 | 1.50 | 0.90 | HSF | 3 | BRP | 3.0 | BRP | 3.6 | RYN | 2.9 | HSF | 3.2 | PDX | 3.2 | KKG |
| 1970 12 | 6:59:46.70 | SIZ | — | 9 | 37.275 | 116.563 | 0.5 | A | 103 | 2.60 | 1.10 | HSF | — | | — | | — | | 2.0 | HSF | — | | — | |
| 1970 12 | 8:35:17.10 | | — | 5 | 37.195 | 116.582 | 0.1 | D | 230 | 0.60* | — | HSF | — | | — | | — | | 1.1 | HSF | — | | — | |
| 1970 12 | 13:46:48.00 | SIZ | — | 10 | 37.273 | 116.565 | 0.4 | A | 101 | 2.50 | 0.80 | HSF | — | | — | | — | | 1.9 | HSF | — | | — | |

| DATE (UTC) | ORIGIN TIME HR MN SEC | HYPOCENTER FLAG | RMS | NO | LATITUDE | LONGITUDE | ERH | Q | GAP | DEPTH | ERZ | REF | INTENSITY I | REF | MAGNITUDE MS | REF | ML | REF | MD | REF | mb | REF | OTH | REF |
|---|---|---|---|---|---|---|---|---|---|---|---|---|---|---|---|---|---|---|---|---|---|---|---|---|
| 1970 APR 12 | 23:24:57.90 | SIZ | — | 12 | 37.278 | 116.567 | 0.3 | A | 103 | 2.50 | 1.60 | HSF | — | | — | | — | | 2.2 | HSF | — | | — | |
| 1970 13 | 0:55:15.10 | SIZ | — | 11 | 37.310 | 116.553 | 0.3 | B | 147 | 4.30 | 0.30 | HSF | — | | — | | — | | 1.8 | HSF | — | | — | |
| 1970 13 | 2: 6:36.70 | SIZ | — | 7 | 37.290 | 116.550 | 0.6 | B | 177 | 3.80 | 0.50 | HSF | — | | — | | — | | 0.2 | HSF | — | | — | |
| 1970 13 | 2:31:42.00 | SIZ | — | 10 | 37.285 | 116.542 | 0.4 | A | 118 | 2.80 | 0.60 | HSF | — | | — | | — | | 1.5 | HSF | — | | — | |
| 1970 13 | 5: 9:18.30 | | — | 4 | 37.193 | 116.585 | — | D | 232 | 0.50* | — | HSF | — | | — | | — | | 0.6 | HSF | — | | — | |
| 1970 13 | 7:56:38.00 | SIZ | — | 7 | 37.212 | 116.577 | 0.5 | B | 113 | 4.70 | 0.70 | HSF | — | | — | | — | | 1.3 | HSF | — | | — | |
| 1970 13 | 9:19:33.20 | SIZ | — | 6 | 37.300 | 116.557 | 0.7 | B | 191 | 4.80 | 0.50 | HSF | — | | — | | — | | 0.1 | HSF | — | | — | |
| 1970 13 | 22: 0:11.10 | SIZ | — | 7 | 37.292 | 116.548 | 0.8 | B | 177 | 3.70 | 0.80 | HSF | — | | — | | — | | 1.4 | HSF | — | | — | |
| 1970 14 | 1:35: 3.30 | SIZ | — | 9 | 37.290 | 116.548 | 0.4 | A | 119 | 3.60 | 0.50 | HSF | — | | — | | — | | 1.4 | HSF | — | | — | |
| 1970 14 | 5:30:13.60 | SIZ | — | 5 | 37.270 | 116.568 | — | D | 196 | 0.00 | — | HSF | — | | — | | — | | 0.3 | HSF | — | | — | |
| 1970 14 | 5:32: 7.20 | SIZ | — | 5 | 37.265 | 116.560 | — | D | 197 | 0.00 | — | HSF | — | | — | | — | | 0.1 | HSF | — | | — | |
| 1970 14 | 12:22:14.20 | SIZ | — | 9 | 37.298 | 116.553 | 0.4 | B | 138 | 3.10 | 0.60 | HSF | — | | — | | — | | 1.5 | HSF | — | | — | |
| 1970 14 | 15:39:42.40 | SIZ | — | 7 | 37.213 | 116.512 | 0.6 | B | 189 | 4.40 | 0.50 | HSF | — | | — | | — | | 0.3 | HSF | — | | — | |
| 1970 14 | 16: 3:21.10 | SIZ | — | 5 | 37.290 | 116.550 | — | D | 169 | 2.90 | — | HSF | — | | — | | — | | 1.4 | HSF | — | | — | |
| 1970 14 | 16:48:47.50 | SIZ | — | 5 | 37.305 | 116.560 | — | D | 142 | 4.00 | — | HSF | — | | — | | — | | 0.6 | HSF | — | | — | |
| 1970 14 | 22:32:22.80 | SIZ | — | 6 | 37.310 | 116.540 | 0.8 | B | 209 | 3.80 | 0.40 | HSF | — | | — | | — | | 1.7 | HSF | — | | — | |
| 1970 15 | 4:29:53.90 | SIZ | — | 5 | 37.273 | 116.557 | — | D | 183 | 0.50 | — | HSF | — | | — | | — | | 0.1 | HSF | — | | — | |
| 1970 15 | 7:14:52.20 | SIZ | — | 9 | 37.310 | 116.547 | 0.6 | B | 153 | 3.80 | 0.60 | HSF | — | | — | | — | | 1.4 | HSF | — | | — | |
| 1970 15 | 11:27:33.90 | SIZ | — | 9 | 37.298 | 116.555 | 0.7 | B | 180 | 4.30 | 0.50 | HSF | — | | — | | — | | 1.9 | HSF | — | | — | |
| 1970 15 | 12:16:11.60 | SIZ | — | 8 | 37.300 | 116.555 | 0.4 | B | 140 | 4.10 | 0.30 | HSF | — | | — | | — | | 1.7 | HSF | — | | — | |
| 1970 15 | 17:14:29.40 | SIZ | — | 9 | 37.310 | 116.548 | 0.4 | B | 154 | 4.40 | 0.30 | HSF | — | | — | | — | | 1.4 | HSF | — | | — | |
| 1970 16 | 0:41: 9.20 | SIZ | — | 10 | 37.295 | 116.557 | 0.3 | B | 142 | 4.20 | 0.30 | HSF | — | | — | | — | | 1.4 | HSF | — | | — | |
| 1970 16 | 4:55:34.50 | SIZ | — | 5 | 37.307 | 116.515 | — | D | 136 | 1.90 | — | HSF | — | | — | | — | | 0.2 | HSF | — | | — | |
| 1970 16 | 5:55: 1.30 | SIZ | — | 6 | 37.308 | 116.550 | 0.4 | B | 152 | 3.50 | 0.70 | HSF | — | | — | | — | | 0.7 | HSF | — | | — | |
| 1970 16 | 12:15:25.70 | SIZ | — | 8 | 37.207 | 116.490 | 0.4 | C | 184 | 3.00* | — | HSF | — | | — | | — | | 1.0 | HSF | — | | — | |
| 1970 16 | 15:51: 9.40 | SIZ | — | 5 | 37.283 | 116.558 | — | D | 170 | 5.10 | — | HSF | — | | — | | — | | 0.1 | HSF | — | | — | |
| 1970 17 | 10:53:23.40 | SIZ | — | 3 | 37.148 | 116.518 | — | D | 206 | 3.00* | — | HSF | — | | — | | — | | 0.1 | HSF | — | | — | |
| 1970 17 | 22: 7:44.00 | SIZ | — | 7 | 37.295 | 116.558 | 0.8 | B | 175 | 4.20 | 0.60 | HSF | — | | — | | — | | 2.2 | HSF | — | | — | |
| 1970 18 | 4:25:51.40 | SIZ | — | 6 | 37.293 | 116.557 | 0.4 | B | 125 | 1.40 | 1.20 | HSF | — | | — | | — | | 1.3 | HSF | — | | — | |
| 1970 18 | 5:48:13.20 | SIZ | — | 6 | 37.315 | 116.547 | 1.7 | C | 216 | 3.90 | 0.80 | HSF | — | | — | | — | | 1.2 | HSF | — | | — | |
| 1970 18 | 11:11:30.90 | SIZ | — | 5 | 37.298 | 116.573 | 0.4 | C | 141 | 2.50* | — | HSF | — | | — | | — | | 1.1 | HSF | — | | — | |
| 1970 18 | 15:26:21.10 | SIZ | — | 9 | 37.310 | 116.543 | 0.3 | B | 143 | 3.90 | 0.30 | HSF | — | | — | | — | | 2.0 | HSF | — | | — | |
| 1970 19 | 9: 9:48.80 | SIZ | — | 5 | 37.298 | 116.550 | — | D | 137 | 4.00 | — | HSF | — | | — | | — | | 1.0 | HSF | — | | — | |
| 1970 19 | 10:29:31.70 | SIZ | — | 6 | 37.302 | 116.557 | 0.8 | B | 143 | 3.40 | 1.10 | HSF | — | | — | | — | | 1.8 | HSF | — | | — | |
| 1970 19 | 13:39:59.98 | | — | 3 | 37.285 | 117.958 | — | | — | 3.00* | — | PHM | — | | — | | — | | 0.6 | PHM | — | | — | |
| 1970 19 | 16:25:29.10 | SIZ | — | 7 | 37.302 | 116.545 | 0.4 | B | 135 | 4.00 | 0.40 | HSF | — | | — | | — | | 1.2 | HSF | — | | — | |
| 1970 20 | 11: 5:18.26 | | — | — | 36.505 | 117.993 | — | B | — | 0.80 | — | PAS | — | | 0.8 | BRP | 2.2 | PAS | — | | — | | — | |
| 1970 20 | 19:21:47.20 | SIZ | — | 4 | 37.300 | 116.545 | — | D | 156 | 3.00* | — | HSF | — | | — | | — | | 0.1 | HSF | — | | — | |
| 1970 20 | 19:55:14.30 | SIZ | — | 5 | 37.252 | 116.563 | 1.4 | D | 218 | 3.00* | — | HSF | — | | — | | — | | 0.4 | HSF | — | | — | |
| 1970 20 | 21:16:48.90 | SIZ | — | 21 | 37.295 | 116.573 | 0.7 | B | 62 | 3.40 | 1.20 | HSF | — | | — | | 3.4 | RYN | 2.8 | HSF | — | | — | |
| 1970 21 | 1:15:17.10 | | — | 5 | 37.193 | 116.592 | 1.8 | D | 235 | 3.00* | — | HSF | — | | — | | — | | 0.3 | HSF | — | | — | |
| 1970 21 | 5:22: 2.50 | SIZ | — | 4 | 37.313 | 116.568 | — | D | 166 | 3.00* | — | HSF | — | | — | | — | | 0.9 | HSF | — | | — | |
| 1970 21 | 6:49:28.10 | SIZ | — | 6 | 37.298 | 116.558 | 1.1 | B | 136 | 3.40 | 1.70 | HSF | — | | — | | — | | 1.3 | HSF | — | | — | |
| 1970 21 | 7:58:24.40 | SIZ | — | 4 | 37.293 | 116.543 | — | D | 139 | 3.00* | — | HSF | — | | — | | — | | 1.1 | HSF | — | | — | |
| 1970 22 | 18:34:16.20 | SIZ | — | 4 | 37.307 | 116.480 | — | D | 137 | 3.00* | — | HSF | — | | — | | — | | 0.8 | HSF | — | | — | |
| 1970 23 | 6:10:41.50 | SIZ | — | 5 | 37.290 | 116.560 | 1.7 | C | 173 | 3.00* | — | HSF | — | | — | | — | | 1.0 | HSF | — | | — | |
| 1970 23 | 6:20:19.10 | SIZ | — | 6 | 37.255 | 116.513 | 1.3 | C | 164 | 6.30 | 4.90 | HSF | — | | — | | — | | 0.6 | HSF | — | | — | |
| 1970 23 | 7:37:39.10 | SIZ | — | 5 | 37.292 | 116.547 | 2.0 | C | 179 | 3.00* | — | HSF | — | | — | | — | | 1.1 | HSF | — | | — | |

SGB HISTORICAL HYPOCENTER SUMMARY 1868-1978

| DATE (UTC) | ORIGIN TIME HR MN SEC | HYPOCENTER FLAG | RMS | NO | LATITUDE | LONGITUDE | ERH | Q | GAP | DEPTH | ERZ | REF | INTENSITY I | REF | MAGNITUDE MS | REF | ML | REF | MD | REF | mb | REF | OTH | REF |
|---|---|---|---|---|---|---|---|---|---|---|---|---|---|---|---|---|---|---|---|---|---|---|---|---|
| 1970 APR 23 | 14: 5:45.90 | SIZ | — | 4 | 37.237 | 116.517 | — | D | 177 | 3.00* | — | HSF | — | | — | | — | | 0.1 | HSF | — | | — | |
| 1970 23 | 16:34:36.00 | SIZ | — | 4 | 37.275 | 116.583 | — | D | 185 | 3.00* | — | HSF | — | | — | | — | | 1.9 | HSF | — | | — | |
| 1970 24 | 5:38:24.90 | SIZ | — | 3 | 37.207 | 116.555 | — | D | 212 | 3.00* | — | HSF | — | | — | | — | | — | | — | | — | |
| 1970 24 | 14: 3:11.30 | SIZ | — | 3 | 37.260 | 116.490 | — | D | 185 | 3.00* | — | HSF | — | | — | | — | | 1.1 | HSF | — | | — | |
| 1970 25 | 2:55:29.60 | SIZ | — | 6 | 37.280 | 116.582 | 0.4 | C | 137 | 3.00* | — | HSF | — | | — | | — | | 1.6 | HSF | — | | — | |
| 1970 25 | 8:25:50.10 | LM | — | — | 36.000 | 114.700 | — | A | — | 5.00* | — | BRP | — | | — | | 3.0 | PDX | — | | — | | 3.0 | KKG |
| 1970 25 | 8:26:20.60 | SIZ | — | 6 | 37.122 | 116.305 | 2.1 | C | 141 | 3.00* | — | HSF | — | | — | | — | | 1.5 | HSF | — | | — | |
| 1970 25 | 10:54:37.60 | SIZ | — | 5 | 37.300 | 116.547 | — | D | 193 | 3.80 | — | HSF | — | | — | | — | | 0.9 | HSF | — | | — | |
| 1970 26 | 2:27:14.80 | SIZ | — | 6 | 37.315 | 116.543 | 3.1 | C | 216 | 3.70 | 1.30 | HSF | — | | — | | — | | 0.5 | HSF | — | | — | |
| 1970 26 | 2:29:36.10 | LM | — | — | 36.000 | 114.700 | — | A | — | 5.00* | — | BRP | — | | — | | 2.7 | PDX | — | | — | | 2.7 | KKG |
| 1970 27 | 2: 1:53.90 | SIZ | — | 5 | 37.300 | 116.548 | — | D | 184 | 2.80 | — | HSF | — | | — | | — | | 2.4 | HSF | — | | — | |
| 1970 27 | 15:22: 7.60 | SIZ | — | 6 | 37.293 | 116.552 | 0.3 | B | 142 | 4.00 | 0.30 | HSF | — | | — | | — | | 0.4 | HSF | — | | — | |
| 1970 27 | 18:51: 0.40 | SIZ | — | 6 | 37.295 | 116.548 | 0.4 | B | 123 | 2.40 | 0.70 | HSF | — | | — | | — | | 0.1 | HSF | — | | — | |
| 1970 27 | 19: 2:47.80 | SIZ | — | 5 | 37.308 | 116.540 | — | D | 120 | 2.50 | — | HSF | — | | — | | — | | 0.5 | HSF | — | | — | |
| 1970 28 | 4:15:38.60 | SIZ | — | 8 | 37.298 | 116.557 | 0.2 | B | 123 | 2.80 | 0.70 | HSF | — | | — | | — | | 1.0 | HSF | — | | — | |
| 1970 28 | 5:48:29.80 | SIZ | — | 6 | 37.297 | 116.555 | 0.2 | B | 125 | 4.50 | 0.20 | HSF | — | | — | | — | | — | | — | | — | |
| 1970 28 | 22: 2:15.80 | SIZ | — | 5 | 37.293 | 116.572 | 0.9 | C | 142 | 3.00* | — | HSF | — | | — | | — | | — | | — | | — | |
| 1970 29 | 15:32:59.00 | SIZ | — | 7 | 37.202 | 116.577 | 0.4 | B | 120 | 3.50 | 0.70 | HSF | — | | — | | — | | 0.9 | HSF | — | | — | |
| 1970 30 | 6:22:14.00 | SIZ | — | 9 | 37.275 | 116.555 | 0.4 | A | 81 | 3.10 | 0.80 | HSF | — | | — | | — | | 1.4 | HSF | — | | — | |
| 1970 30 | 14:15:28.70 | SIZ | — | 8 | 37.295 | 116.553 | 0.3 | B | 126 | 3.10 | 0.70 | HSF | — | | — | | — | | 0.4 | HSF | — | | — | |
| 1970 30 | 18:58:43.30 | SIZ | — | 11 | 37.290 | 116.557 | 0.3 | B | 136 | 2.90 | 0.50 | HSF | — | | — | | — | | 2.1 | HSF | — | | — | |
| 1970 30 | 23: 1:19.90 | SIZ | — | 8 | 37.287 | 116.555 | 0.4 | B | 138 | 1.50 | 0.50 | HSF | — | | — | | — | | 1.1 | HSF | — | | — | |
| 1970 30 | 23:49:36.10 | SIZ | — | 13 | 37.288 | 116.558 | 0.3 | B | 138 | 2.90 | 0.50 | HSF | — | | — | | — | | 2.3 | HSF | — | | — | |
| 1970 MAY 1 | 0:51: 6.00 | SIZ | — | 5 | 37.288 | 116.553 | 0.7 | C | 135 | 3.00* | — | HSF | — | | — | | — | | 0.5 | HSF | — | | — | |
| 1970 1 | 4:55:22.40 | SIZ | — | 5 | 37.292 | 116.502 | 1.0 | C | 126 | 3.00* | — | HSF | — | | — | | — | | — | | — | | — | |
| 1970 1 | 6:37:26.10 | SIZ | — | 13 | 37.207 | 116.572 | 0.2 | B | 118 | 3.40 | 0.40 | HSF | — | | — | | — | | 2.3 | HSF | — | | — | |
| 1970 1 | 10:17:45.90 | SIZ | — | 13 | 37.207 | 116.573 | 0.3 | B | 118 | 3.20 | 0.50 | HSF | — | | — | | — | | 2.5 | HSF | — | | — | |
| 1970 1 | 10:45:52.10 | SIZ | — | 12 | 37.297 | 116.560 | 0.3 | A | 82 | 3.30 | 0.50 | HSF | — | | — | | — | | 2.1 | HSF | — | | — | |
| 1970 1 | 11:42:11.90 | SIZ | — | 7 | 37.205 | 116.572 | 1.0 | B | 220 | 3.60 | 0.90 | HSF | — | | — | | — | | 0.6 | HSF | — | | — | |
| 1970 1 | 13: 8: 8.30 | SIZ | — | 13 | 37.298 | 116.560 | 0.2 | A | 83 | 2.90 | 0.40 | HSF | — | | — | | — | | 1.9 | HSF | — | | — | |
| 1970 1 | 14:49: 1.10 | CSNL | 0.60 | 7 | 37.300 | 116.037 | — | | — | — | — | RYN | — | | — | | 4.0 | RYN | — | | — | | 3.8 | GDY |
| 1970 1 | 14:55:48.30 | CSNL | 0.67 | 6 | 37.306 | 116.023 | — | | — | — | — | RYN | — | | — | | — | | — | | — | | — | |
| 1970 1 | 18:28:13.00 | SIZ | — | 5 | 37.287 | 116.555 | 0.2 | C | 163 | 3.00* | — | HSF | — | | — | | — | | — | | — | | — | |
| 1970 2 | 21:34:50.60 | | — | 5 | 37.207 | 116.652 | 0.7 | D | 183 | 3.00* | — | HSF | — | | — | | — | | 1.9 | HSF | — | | — | |
| 1970 3 | 1: 6:36.40 | SIZ | — | 5 | 37.270 | 116.558 | 2.2 | C | 166 | 3.00* | — | HSF | — | | — | | — | | 0.1 | HSF | — | | — | |
| 1970 3 | 4:49: 6.10 | SIZ | — | 11 | 37.295 | 116.547 | 0.3 | B | 132 | 3.50 | 0.40 | HSF | — | | — | | — | | 1.2 | HSF | — | | — | |
| 1970 3 | 13: 4:12.80 | SIZ | — | 6 | 37.285 | 116.558 | 0.6 | B | 145 | 1.40 | 0.90 | HSF | — | | — | | — | | 1.4 | HSF | — | | — | |
| 1970 3 | 19:39:44.80 | SIZ | — | 4 | 37.277 | 116.508 | — | D | 152 | 3.00* | — | HSF | — | | — | | — | | 0.1 | HSF | — | | — | |
| 1970 4 | 19:43:54.30 | SIZ | — | 5 | 37.300 | 116.550 | 1.5 | D | 193 | 3.00* | — | HSF | — | | — | | — | | 0.9 | HSF | — | | — | |
| 1970 5 | 10:46:18.60 | SIZ | — | 6 | 37.257 | 116.458 | 0.4 | B | 127 | 3.80 | 0.60 | HSF | — | | — | | — | | 0.1 | HSF | — | | — | |
| 1970 5 | 15:58:19.80 | SIZ | — | 4 | 37.222 | 116.237 | — | D | 226 | 3.00* | — | HSF | — | | — | | — | | 0.3 | HSF | — | | — | |
| 1970 6 | 1:27:44.90 | SIZ | — | 8 | 37.297 | 116.553 | 0.6 | B | 128 | 2.80 | 1.20 | HSF | — | | — | | — | | 1.3 | HSF | — | | — | |
| 1970 7 | 13:10:10.30 | SIZ | — | 5 | 37.283 | 116.547 | 0.7 | C | 157 | 3.00* | — | HSF | — | | — | | — | | 0.1 | HSF | — | | — | |
| 1970 8 | 8: 5: 6.70 | SIZ | — | 13 | 37.302 | 116.555 | 0.2 | A | 87 | 3.80 | 0.20 | HSF | — | | — | | — | | 2.1 | HSF | — | | — | |
| 1970 8 | 9: 3:24.40 | SIZ | — | 3 | 37.298 | 116.558 | — | D | 165 | 3.00* | — | HSF | — | | — | | — | | 0.1 | HSF | — | | — | |
| 1970 8 | 11:10:54.60 | SIZ | — | 11 | 37.305 | 116.550 | 0.3 | A | 88 | 3.70 | 0.40 | HSF | — | | — | | — | | 1.1 | HSF | — | | — | |
| 1970 9 | 0:27:39.30 | | — | 5 | 37.197 | 116.582 | 1.2 | D | 229 | 3.00* | — | HSF | — | | — | | — | | 0.1 | HSF | — | | — | |
| 1970 9 | 18:45:39.60 | SIZ | — | 9 | 37.207 | 116.565 | 0.6 | B | 118 | 4.50 | 0.80 | HSF | — | | — | | — | | 1.2 | HSF | — | | — | |

| DATE | ORIGIN TIME | HYPOCENTER | | | | | | | | | | | INTENSITY | | MAGNITUDE | | | | | | | | | |
|---|---|---|---|---|---|---|---|---|---|---|---|---|---|---|---|---|---|---|---|---|---|---|---|---|
| (UTC) | HR MN SEC | FLAG | RMS | NO | LATITUDE | LONGITUDE | ERH | Q | GAP | DEPTH | ERZ | REF | I | REF | MS | REF | ML | REF | MD | REF | mb | REF | OTH | REF |
| 1970 MAY 10 | 12:45: 4.10 | SIZ | — | 9 | 37.258 | 116.525 | 0.7 | B | 91 | 5.40 | 2.40 | HSF | — | | — | | — | | 0.4 | HSF | — | | — | |
| 1970 10 | 21:27:49.30 | SIZ | — | 5 | 37.313 | 116.540 | 0.6 | C | 155 | 3.00* | — | HSF | — | | — | | — | | 0.7 | HSF | — | | — | |
| 1970 11 | 12:58:23.70 | SIZ | — | 7 | 37.290 | 116.560 | 0.7 | C | 139 | 3.00* | — | HSF | — | | — | | — | | 0.9 | HSF | — | | — | |
| 1970 11 | 20:59:39.50 | SIZ | — | 4 | 37.290 | 116.558 | — | D | 173 | 3.00* | — | HSF | — | | — | | — | | 0.5 | HSF | — | | — | |
| 1970 12 | 7:36:48.10 | SIZ | — | 8 | 37.235 | 116.500 | 1.1 | B | 105 | 3.00* | — | HSF | — | | — | | — | | 0.4 | HSF | — | | — | |
| 1970 12 | 7:47:19.20 | SIZ | — | 6 | 37.232 | 116.507 | 0.8 | B | 125 | 5.00 | 1.00 | HSF | — | | — | | — | | — | | — | | — | |
| 1970 13 | 3:55:45.60 | SIZ | — | 9 | 37.228 | 116.507 | 0.4 | A | 120 | 5.10 | 0.60 | HSF | — | | — | | — | | 1.6 | HSF | — | | — | |
| 1970 13 | 6:30: 9.60 | SIZ | — | 6 | 37.285 | 116.560 | 0.8 | B | 145 | 5.60 | 3.40 | HSF | — | | — | | — | | 0.4 | HSF | — | | — | |
| 1970 13 | 6:32:43.00 | SIZ | — | 12 | 37.290 | 116.553 | 0.3 | B | 74 | 4.10 | 0.30 | HSF | — | | — | | — | | 1.2 | HSF | — | | — | |
| 1970 13 | 14:59: 7.90 | SIZ | — | 11 | 37.293 | 116.560 | 0.2 | B | 78 | 3.30 | 0.30 | HSF | — | | — | | — | | 1.7 | HSF | — | | — | |
| 1970 14 | 2: 7:32.20 | SIZ | — | 5 | 37.290 | 116.552 | 1.2 | C | 133 | 3.00* | — | HSF | — | | — | | — | | 0.7 | HSF | — | | — | |
| 1970 14 | 4:15:13.40 | SIZ | — | 7 | 37.308 | 116.548 | 0.1 | B | 104 | 3.40 | 0.30 | HSF | — | | — | | — | | 0.9 | HSF | — | | — | |
| 1970 15 | 0: 9:13.60 | SIZ | — | 7 | 37.310 | 116.547 | 0.9 | B | 197 | 4.10 | 0.90 | HSF | — | | — | | — | | 0.7 | HSF | — | | — | |
| 1970 15 | 0:14:18.70 | SIZ | — | 4 | 37.303 | 116.547 | — | D | 198 | 3.00* | — | HSF | — | | — | | — | | — | | — | | — | |
| 1970 15 | 4: 2:49.30 | SIZ | — | 10 | 37.290 | 116.588 | 0.5 | A | 91 | 4.30 | 0.60 | HSF | — | | — | | — | | 0.7 | HSF | — | | — | |
| 1970 15 | 7:58:22.70 | SIZ | — | 11 | 37.305 | 116.553 | 0.3 | B | 90 | 3.70 | 0.40 | HSF | — | | — | | — | | 2.0 | HSF | — | | — | |
| 1970 15 | 13:57:23.43 | CSNL | — | — | 37.163 | 116.036 | — | | — | 8.00* | — | GDY | — | | — | | — | | — | | — | | 3.5 | GDY |
| 1970 15 | 15:19:38.00 | CSNL | — | 4 | 36.100 | 116.000 | — | | — | — | — | BRK | 2 | BRP | 3.2 | BRP | 4.0 | BRK | — | | — | | — | |
| 1970 15 | 15:53: 2.90 | SIZ | — | 11 | 37.292 | 116.553 | 0.3 | B | 121 | 4.00 | 0.40 | HSF | — | | — | | — | | 2.4 | HSF | — | | — | |
| 1970 15 | 16:41:35.70 | SIZ | — | 8 | 37.290 | 116.555 | 0.5 | B | 120 | 4.20 | 0.60 | HSF | — | | — | | — | | 0.9 | HSF | — | | — | |
| 1970 15 | 19:25: 5.10 | SIZ | — | 8 | 37.292 | 116.555 | 0.4 | B | 128 | 4.10 | 0.40 | HSF | — | | — | | — | | 1.1 | HSF | — | | — | |
| 1970 16 | 1:24:40.50 | SIZ | — | 9 | 37.290 | 116.553 | 0.3 | B | 127 | 4.00 | 0.40 | HSF | — | | — | | — | | 0.7 | HSF | — | | — | |
| 1970 16 | 19:34:10.60 | SIZ | — | 10 | 37.292 | 116.555 | 0.3 | B | 95 | 3.80 | 0.40 | HSF | — | | — | | — | | 2.3 | HSF | — | | — | |
| 1970 16 | 21:56: 8.80 | SIZ | — | 10 | 37.290 | 116.555 | 0.3 | B | 95 | 3.80 | 0.40 | HSF | — | | — | | — | | 1.9 | HSF | — | | — | |
| 1970 17 | 1:55:54.90 | SIZ | — | 9 | 37.290 | 116.585 | 0.4 | A | 89 | 4.00 | 0.40 | HSF | — | | — | | — | | 1.2 | HSF | — | | — | |
| 1970 17 | 5:56:27.00 | SIZ | — | 4 | 37.298 | 116.553 | — | D | 121 | 3.00* | — | HSF | — | | — | | — | | 0.3 | HSF | — | | — | |
| 1970 17 | 8:23:37.60 | SIZ | — | 5 | 37.293 | 116.553 | 0.7 | C | 128 | 3.00* | — | HSF | — | | — | | — | | 0.2 | HSF | — | | — | |
| 1970 17 | 8:58:37.40 | SIZ | — | 5 | 37.160 | 116.522 | 2.2 | D | 220 | 3.00* | — | HSF | — | | — | | — | | 0.2 | HSF | — | | — | |
| 1970 17 | 11: 2: 8.00 | SIZ | — | 5 | 37.292 | 116.553 | 0.5 | C | 130 | 3.00* | — | HSF | — | | — | | — | | 0.5 | HSF | — | | — | |
| 1970 17 | 16:17:22.60 | SIZ | — | 9 | 37.290 | 116.555 | 0.4 | B | 168 | 3.70 | 0.50 | HSF | — | | — | | — | | 2.1 | HSF | — | | — | |
| 1970 17 | 16:29:19.40 | SIZ | — | 5 | 37.288 | 116.550 | 1.3 | C | 174 | 3.00* | — | HSF | — | | — | | — | | 0.9 | HSF | — | | — | |
| 1970 17 | 16:35:24.40 | SIZ | — | 7 | 37.290 | 116.553 | 0.5 | B | 175 | 3.10 | 0.60 | HSF | — | | — | | — | | 1.7 | HSF | — | | — | |
| 1970 17 | 16:40:20.80 | SIZ | — | 9 | 37.287 | 116.557 | 0.3 | B | 165 | 3.70 | 0.40 | HSF | — | | — | | — | | 2.4 | HSF | — | | — | |
| 1970 17 | 17:23: 8.82 | | — | 6 | 38.482 | 116.104 | — | | — | 12.00 | — | SHJ | — | | — | | — | | 1.1 | SHJ | — | | — | |
| 1970 17 | 17:59:17.50 | SIZ | — | 6 | 37.288 | 116.555 | 0.9 | B | 171 | 4.10 | 0.90 | HSF | — | | — | | — | | 1.4 | HSF | — | | — | |
| 1970 17 | 23:11:36.80 | SIZ | — | 9 | 37.293 | 116.555 | 0.4 | B | 130 | 4.10 | 0.40 | HSF | — | | — | | — | | 1.7 | HSF | — | | — | |
| 1970 18 | 2:50:47.60 | SIZ | — | 6 | 37.295 | 116.552 | 0.5 | C | 104 | 3.00* | — | HSF | — | | — | | — | | — | | — | | — | |
| 1970 18 | 5:13: 6.90 | SIZ | — | 4 | 37.250 | 116.475 | — | D | 114 | 3.00* | — | HSF | — | | — | | — | | — | | — | | — | |
| 1970 18 | 15:40:11.40 | SIZ | — | 17 | 37.295 | 116.557 | 0.5 | B | 79 | 4.10 | 0.60 | HSF | — | | — | | — | | 2.7 | HSF | — | | — | |
| 1970 18 | 16:52:39.30 | SIZ | — | 10 | 37.277 | 116.555 | 0.6 | B | 136 | 2.70 | 1.10 | HSF | — | | — | | — | | 1.9 | HSF | — | | — | |
| 1970 18 | 20:10:42.37 | | — | — | 36.378 | 117.920 | — | | — | 8.00* | — | GDY | 1 | BRP | 2.8 | BRP | 3.7 | PAS | — | | 3.7 | PDX | 3.7 | KKG |
| 1970 19 | 11:12:31.60 | SIZ | — | 4 | 37.275 | 116.553 | — | D | 156 | 3.00* | — | HSF | — | | — | | — | | 0.1 | HSF | — | | — | |
| 1970 19 | 13:48:29.20 | SIZ | — | 5 | 37.267 | 116.562 | 1.7 | D | 311 | 3.00* | — | HSF | — | | — | | — | | 0.9 | HSF | — | | — | |
| 1970 19 | 14:23: 4.90 | SIZ | — | 4 | 37.300 | 116.547 | — | D | 125 | 3.00* | — | HSF | — | | — | | — | | 0.1 | HSF | — | | — | |
| 1970 19 | 15:39: 4.60 | SIZ | — | 5 | 37.288 | 116.553 | 1.2 | C | 168 | 3.00* | — | HSF | — | | — | | — | | 1.1 | HSF | — | | — | |
| 1970 19 | 15:45:40.60 | SIZ | — | 6 | 37.275 | 116.557 | 1.2 | C | 157 | 3.30 | 2.30 | HSF | — | | — | | — | | 0.1 | HSF | — | | — | |
| 1970 19 | 16:38:37.60 | SIZ | — | 7 | 37.303 | 116.545 | 0.4 | B | 188 | 4.30 | 0.30 | HSF | — | | — | | — | | 0.9 | HSF | — | | — | |
| 1970 19 | 21:44:42.60 | SIZ | — | 8 | 37.308 | 116.545 | 0.7 | B | 206 | 4.00 | 0.50 | HSF | — | | — | | — | | 0.9 | HSF | — | | — | |

SGB HISTORICAL HYPOCENTER SUMMARY 1868-1978

| DATE (UTC) | ORIGIN TIME HR MN SEC | HYPOCENTER FLAG | RMS | NO | LATITUDE | LONGITUDE | ERH | Q | GAP | DEPTH | ERZ | REF | INTENSITY I | REF | MAGNITUDE MS | REF | ML | REF | MD | REF | mb | REF | OTH | REF |
|---|---|---|---|---|---|---|---|---|---|---|---|---|---|---|---|---|---|---|---|---|---|---|---|---|
| 1970 MAY 20 | 4: 6:17.90 | SIZ | — | 10 | 37.290 | 116.553 | 0.3 | A | 101 | 4.00 | 0.30 | HSF | — | | — | | — | | 1.3 | HSF | — | | — | |
| 1970 20 | 8:44:14.90 | SIZ | — | 11 | 37.293 | 116.555 | 0.3 | A | 96 | 4.10 | 0.30 | HSF | — | | — | | — | | 1.9 | HSF | — | | — | |
| 1970 20 | 10:18:48.50 | SIZ | — | 5 | 37.295 | 116.555 | 0.7 | C | 126 | 3.00* | — | HSF | — | | — | | — | | 0.5 | HSF | — | | — | |
| 1970 20 | 11:34:44.30 | SIZ | — | 4 | 37.297 | 116.552 | — | D | 123 | 3.00* | — | HSF | — | | — | | — | | 0.1 | HSF | — | | — | |
| 1970 20 | 15:19:38.30 | SIZ | — | 11 | 37.290 | 116.557 | 0.3 | B | 168 | 3.70 | 0.20 | HSF | — | | — | | — | | 2.5 | HSF | — | | — | |
| 1970 21 | 2:26:24.70 | SIZ | — | 13 | 37.293 | 116.555 | 0.3 | A | 77 | 4.30 | 0.30 | HSF | — | | — | | — | | 1.9 | HSF | — | | — | |
| 1970 21 | 3:40:12.90 | SIZ | — | 9 | 37.290 | 116.548 | 0.4 | B | 129 | 3.90 | 0.40 | HSF | — | | — | | — | | 0.5 | HSF | — | | — | |
| 1970 21 | 6: 1:17.90 | SIZ | — | 6 | 37.292 | 116.553 | 0.4 | B | 131 | 4.20 | 0.60 | HSF | — | | — | | — | | 0.4 | HSF | — | | — | |
| 1970 21 | 14:28:30.80 | SIZ | — | 5 | 37.157 | 116.255 | 2.0 | D | 258 | 3.00* | — | HSF | — | | — | | 3.1 | RYN | 2.7 | HSF | — | | — | |
| 1970 21 | 23:14:51.90 | SIZ | — | 5 | 37.297 | 116.552 | 0.8 | C | 123 | 3.00* | — | HSF | — | | — | | — | | 0.1 | HSF | — | | — | |
| 1970 22 | 0:48: 4.90 | SIZ | — | 5 | 37.305 | 116.550 | 0.4 | C | 113 | 3.00* | — | HSF | — | | — | | — | | — | | — | | — | |
| 1970 22 | 17: 5: 6.90 | SIZ | — | 4 | 37.297 | 116.552 | — | D | 123 | 3.00* | — | HSF | — | | — | | — | | — | | — | | — | |
| 1970 22 | 18: 8:24.60 | SIZ | — | 5 | 37.295 | 116.552 | 0.3 | C | 124 | 3.00* | — | HSF | — | | — | | — | | 0.1 | HSF | — | | — | |
| 1970 23 | 0:12:13.10 | SIZ | — | 10 | 37.298 | 116.555 | 0.9 | B | 122 | 3.50 | 1.10 | HSF | — | | — | | — | | 1.7 | HSF | — | | — | |
| 1970 23 | 4:21:56.00 | SIZ | — | 4 | 37.315 | 116.550 | — | D | 122 | 3.00* | — | HSF | — | | — | | — | | 0.2 | HSF | — | | — | |
| 1970 23 | 5:45:37.60 | SIZ | — | 8 | 37.207 | 116.505 | 0.6 | B | 221 | 4.80 | 0.40 | HSF | — | | — | | — | | 0.3 | HSF | — | | — | |
| 1970 24 | 5:48:13.40 | SIZ | — | 5 | 37.285 | 116.567 | 0.9 | C | 157 | 3.00* | — | HSF | — | | — | | — | | 0.1 | HSF | — | | — | |
| 1970 24 | 15:58:39.80 | SIZ | — | 4 | 37.288 | 116.555 | — | D | 169 | 3.00* | — | HSF | — | | — | | — | | 0.1 | HSF | — | | — | |
| 1970 24 | 19: 2:33.40 | SIZ | — | 10 | 37.203 | 116.537 | 0.5 | B | 205 | 3.30 | 0.50 | HSF | — | | — | | — | | 1.4 | HSF | — | | — | |
| 1970 25 | 0: 0: 9.40 | SIZ | — | 7 | 37.200 | 116.542 | 0.8 | B | 209 | 3.10 | 1.20 | HSF | — | | — | | — | | 0.9 | HSF | — | | — | |
| 1970 25 | 4:50:37.50 | SIZ | — | 6 | 37.288 | 116.550 | 0.6 | B | 133 | 4.30 | 0.60 | HSF | — | | — | | — | | 0.6 | HSF | — | | — | |
| 1970 25 | 21:43: 0.30 | SIZ | — | 7 | 37.278 | 116.550 | 0.6 | B | 146 | 2.90 | 0.90 | HSF | — | | — | | — | | 1.6 | HSF | — | | — | |
| 1970 26 | 11:25:43.80 | SIZ | — | 11 | 37.308 | 116.552 | 0.2 | A | 106 | 4.40 | 0.20 | HSF | — | | — | | — | | 1.9 | HSF | — | | — | |
| 1970 26 | 11:51:18.40 | SIZ | — | 11 | 37.308 | 116.552 | 0.3 | A | 106 | 4.40 | 0.30 | HSF | — | | — | | — | | 1.9 | HSF | — | | — | |
| 1970 26 | 12:54:19.60 | SIZ | — | 9 | 37.112 | 116.298 | 1.2 | C | 226 | 3.30 | 0.90 | HSF | — | | — | | — | | 1.4 | HSF | — | | — | |
| 1970 27 | 5:58:44.60 | SIZ | — | 12 | 37.295 | 116.555 | 0.4 | A | 97 | 4.20 | 0.30 | HSF | — | | — | | — | | 1.2 | HSF | — | | — | |
| 1970 27 | 6:16:32.60 | SIZ | — | 6 | 37.293 | 116.555 | 0.6 | B | 102 | 4.30 | 0.80 | HSF | — | | — | | — | | 1.2 | HSF | — | | — | |
| 1970 27 | 9: 7:56.00 | SIZ | — | 10 | 37.305 | 116.552 | 0.4 | A | 110 | 4.40 | 0.40 | HSF | — | | — | | — | | 0.6 | HSF | — | | — | |
| 1970 28 | 12: 0: 1.81 | SIZ | — | — | 37.200 | 116.049 | — | | — | 8.00* | — | GDY | — | | — | | 4.2 | RYN | — | | 4.2 | PDX | 4.2 | GDY |
| 1970 30 | 1:29:16.10 | | — | 5 | 37.193 | 116.580 | 0.6 | C | 171 | 3.00* | — | HSF | — | | — | | — | | 0.5 | HSF | — | | — | |
| 1970 30 | 10:54:16.70 | | — | 6 | 37.198 | 116.578 | 0.9 | B | 176 | 3.70 | 1.00 | HSF | — | | — | | — | | — | | — | | — | |
| 1970 30 | 12:23:34.00 | SIZ | — | 5 | 37.303 | 116.545 | 6.6 | D | 318 | 3.00* | — | HSF | — | | — | | — | | 0.1 | HSF | — | | — | |
| 1970 JUN 1 | 17: 7: 2.60 | SIZ | — | 5 | 37.283 | 116.588 | 1.5 | C | 178 | 3.00* | — | HSF | — | | — | | — | | — | | — | | — | |
| 1970 2 | 5:51:28.50 | SIZ | — | 7 | 37.173 | 116.250 | 1.1 | C | 223 | 2.40 | 2.10 | HSF | — | | — | | — | | — | | — | | — | |
| 1970 2 | 12:11:13.80 | SIZ | — | 8 | 37.322 | 116.468 | 0.3 | B | 125 | 4.40 | 0.40 | HSF | — | | — | | — | | 1.4 | HSF | — | | — | |
| 1970 4 | 17:35:54.90 | SIZ | — | 12 | 37.298 | 116.548 | 0.3 | A | 82 | 3.30 | 0.40 | HSF | — | | — | | — | | 0.7 | HSF | — | | — | |
| 1970 5 | 7:13: 3.70 | SIZ | — | 4 | 37.297 | 116.555 | — | D | 186 | 3.00* | — | HSF | — | | — | | — | | 0.1 | HSF | — | | — | |
| 1970 7 | 3: 2:24.60 | SIZ | — | 13 | 37.290 | 116.550 | 0.2 | A | 73 | 3.60 | 0.30 | HSF | — | | — | | — | | 1.6 | HSF | — | | — | |
| 1970 7 | 3:28:34.40 | SIZ | — | 4 | 37.287 | 116.552 | — | D | 164 | 3.00* | — | HSF | — | | — | | — | | — | | — | | — | |
| 1970 7 | 10:19:10.20 | SIZ | — | 5 | 37.300 | 116.557 | 0.5 | C | 109 | 3.00* | — | HSF | — | | — | | — | | 1.3 | HSF | — | | — | |
| 1970 8 | 18:59:54.30 | SIZ | — | 8 | 37.115 | 116.282 | 1.7 | C | 205 | 3.80 | 1.30 | HSF | — | | — | | — | | 1.5 | HSF | — | | — | |
| 1970 9 | 13:34:54.80 | | 0.40 | 4 | 38.205 | 117.814 | — | | — | — | — | RYN | — | | — | | — | | — | | — | | — | |
| 1970 9 | 19:39:15.20 | SIZ | — | 4 | 37.283 | 116.548 | — | D | 142 | 3.00* | — | HSF | — | | — | | — | | 0.2 | HSF | — | | — | |
| 1970 10 | 0:21:52.80 | SIZ | — | 5 | 37.298 | 116.547 | 0.6 | C | 117 | 3.00* | — | HSF | — | | — | | — | | 1.1 | HSF | — | | — | |
| 1970 11 | 14:56:10.20 | SIZ | — | 6 | 37.310 | 116.547 | 0.3 | B | 194 | 3.60 | 0.40 | HSF | — | | — | | — | | 0.3 | HSF | — | | — | |
| 1970 12 | 20: 2:41.30 | SIZ | — | 6 | 37.190 | 116.475 | 0.8 | B | 196 | 3.30 | 1.30 | HSF | — | | — | | — | | — | | — | | — | |
| 1970 13 | 2:39: 4.30 | SIZ | — | 4 | 37.218 | 116.578 | — | D | 259 | 3.00* | — | HSF | — | | — | | — | | 0.1 | HSF | — | | — | |
| 1970 13 | 2:47:47.90 | SIZ | — | 6 | 37.207 | 116.583 | 0.9 | C | 227 | 3.30 | 1.10 | HSF | — | | — | | — | | — | | — | | — | |

| DATE (UTC) | ORIGIN TIME HR MN SEC | HYPOCENTER FLAG | RMS | NO | LATITUDE | LONGITUDE | ERH | Q | GAP | DEPTH | ERZ | REF | INTENSITY I | REF | MAGNITUDE MS | REF | ML | REF | MD | REF | mb | REF | OTH | REF |
|---|---|---|---|---|---|---|---|---|---|---|---|---|---|---|---|---|---|---|---|---|---|---|---|---|
| 1970 JUN 16 | 6:35:53.00 | SIZ | — | 6 | 37.292 | 116.552 | 0.8 | B | 177 | 4.30 | 0.70 | HSF | — | | — | | — | | 0.1 | HSF | — | | — | |
| 1970 17 | 12: 8:21.71 | | — | — | 35.901 | 117.743 | — | A | — | 8.00* | — | PAS | — | | — | | 2.4 | PAS | — | | — | | — | |
| 1970 18 | 13:52:25.80 | SIZ | — | 6 | 37.298 | 116.557 | 0.3 | B | 122 | 3.60 | 1.40 | HSF | — | | — | | — | | 0.4 | HSF | — | | — | |
| 1970 18 | 20: 4:45.20 | | — | 6 | 37.487 | 116.533 | 3.8 | D | 276 | 11.80 | 5.00 | HSF | — | | — | | — | | 0.7 | HSF | — | | — | |
| 1970 19 | 13:13:55.80 | SIZ | — | 4 | 37.287 | 116.548 | — | D | 163 | 3.00* | — | HSF | — | | — | | — | | — | | — | | — | |
| 1970 19 | 13:41:56.60 | SIZ | — | 4 | 37.292 | 116.555 | — | D | 181 | 3.00* | — | HSF | — | | — | | — | | 0.4 | HSF | — | | — | |
| 1970 20 | 1:30: 2.40 | SIZ | — | 4 | 37.283 | 116.450 | — | D | 170 | 3.00* | — | HSF | — | | — | | — | | 0.5 | HSF | — | | — | |
| 1970 20 | 14: 4:55.90 | SIZ | — | 5 | 37.293 | 116.548 | 2.5 | D | 184 | 3.00* | — | HSF | — | | — | | — | | 0.5 | HSF | — | | — | |
| 1970 21 | 13:24:11.30 | SIZ | — | 4 | 37.312 | 116.547 | — | D | 141 | 3.00* | — | HSF | — | | — | | — | | — | | — | | — | |
| 1970 24 | 0:28:25.60 | SIZ | — | 10 | 37.217 | 116.522 | 1.2 | C | 192 | 4.30 | 0.80 | HSF | — | | — | | — | | 2.2 | HSF | — | | — | |
| 1970 24 | 10:45:33.00 | SIZ | — | 11 | 37.292 | 116.553 | 0.3 | B | 131 | 3.60 | 0.30 | HSF | — | | — | | — | | 2.0 | HSF | — | | — | |
| 1970 25 | 2:28:24.90 | SIZ | — | 6 | 37.218 | 116.520 | 0.4 | B | 189 | 3.20 | 0.60 | HSF | — | | — | | — | | 0.3 | HSF | — | | — | |
| 1970 25 | 10:20:13.10 | SIZ | — | 7 | 37.220 | 116.515 | 0.7 | B | 223 | 5.30 | 1.10 | HSF | — | | — | | — | | 0.4 | HSF | — | | — | |
| 1970 25 | 11:51:40.80 | SIZ | — | 7 | 37.288 | 116.555 | 0.5 | B | 138 | 4.20 | 0.60 | HSF | — | | — | | — | | 0.5 | HSF | — | | — | |
| 1970 25 | 20:52:53.60 | SIZ | — | 7 | 37.210 | 116.563 | 0.6 | C | 117 | 3.00* | — | HSF | — | | — | | — | | 0.9 | HSF | — | | — | |
| 1970 25 | 21:21:19.60 | SIZ | — | 14 | 37.303 | 116.555 | 0.5 | B | 88 | 3.40 | 0.70 | HSF | — | | — | | — | | 2.1 | HSF | — | | — | |
| 1970 26 | 3: 6:30.70 | SIZ | — | 4 | 37.292 | 116.452 | — | D | 124 | 3.00* | — | HSF | — | | — | | — | | 0.3 | HSF | — | | — | |
| 1970 26 | 12:50:52.20 | SIZ | — | 7 | 37.202 | 116.588 | 0.6 | B | 148 | 4.00 | 0.80 | HSF | — | | — | | — | | 0.6 | HSF | — | | — | |
| 1970 26 | 14:52:40.50 | SIZ | — | 5 | 37.203 | 116.585 | 0.8 | C | 165 | 3.00* | — | HSF | — | | — | | — | | — | | — | | — | |
| 1970 26 | 15:19:39.80 | SIZ | — | 6 | 37.202 | 116.593 | 0.5 | C | 146 | 4.90* | — | HSF | — | | — | | — | | 0.1 | HSF | — | | — | |
| 1970 28 | 4:55:32.70 | SIZ | — | 4 | 37.207 | 116.520 | — | D | 242 | 3.00* | — | HSF | — | | — | | — | | — | | — | | — | |
| 1970 28 | 8: 3: 4.10 | SIZ | — | 6 | 37.308 | 116.460 | 0.3 | B | 111 | 3.00 | 0.90 | HSF | — | | — | | — | | 1.2 | HSF | — | | — | |
| 1970 29 | 7:25:10.90 | SIZ | — | 4 | 37.153 | 116.290 | — | D | 133 | 3.00* | — | HSF | — | | — | | — | | 0.1 | HSF | — | | — | |
| 1970 30 | 1:13:29.70 | SIZ | — | 4 | 37.215 | 116.577 | — | D | 262 | 3.00* | — | HSF | — | | — | | — | | 0.1 | HSF | — | | — | |
| 1970 30 | 5:10:45.50 | | — | — | 35.687 | 117.579 | — | A | — | 8.00* | — | PAS | — | | — | | 2.3 | PAS | — | | — | | — | |
| 1970 30 | 13: 7: 1.50 | SIZ | — | 9 | 37.310 | 116.542 | 0.5 | B | 100 | 3.40 | 1.10 | HSF | — | | — | | — | | 0.9 | HSF | — | | — | |
| 1970 30 | 16: 1:31.50 | SIZ | — | 5 | 37.315 | 116.562 | 0.9 | D | 329 | 3.00* | — | HSF | — | | — | | — | | 1.9 | HSF | — | | — | |
| 1970 JUL 2 | 17:36: 8.86 | | — | 7 | 37.558 | 117.721 | — | | — | 6.60 | — | PHM | — | | — | | — | | 1.6 | PHM | — | | — | |
| 1970 3 | 1: 5:42.10 | SIZ | — | 8 | 37.285 | 116.540 | 2.3 | D | 292 | 1.50* | — | HSF | — | | — | | — | | 1.8 | HSF | — | | — | |
| 1970 3 | 2:11:51.00 | SIZ | — | 5 | 37.202 | 116.507 | 0.9 | D | 232 | 3.00* | — | HSF | — | | — | | — | | 0.7 | HSF | — | | — | |
| 1970 3 | 2:14:12.20 | SIZ | — | 5 | 37.195 | 116.493 | 0.9 | D | 216 | 3.00* | — | HSF | — | | — | | — | | 0.5 | HSF | — | | — | |
| 1970 3 | 2:58:41.40 | SIZ | — | 6 | 37.297 | 116.560 | 1.5 | C | 264 | 3.30 | 0.80 | HSF | — | | — | | — | | 1.2 | HSF | — | | — | |
| 1970 3 | 10:13:29.60 | SIZ | — | 6 | 37.187 | 116.513 | 0.6 | C | 238 | 3.20 | 0.80 | HSF | — | | — | | — | | 1.3 | HSF | — | | — | |
| 1970 5 | 9:38:48.60 | SIZ | — | 5 | 37.237 | 116.593 | 4.0 | D | 292 | 3.00* | — | HSF | — | | — | | — | | 0.5 | HSF | — | | — | |
| 1970 5 | 21:23:47.59 | | — | — | 36.024 | 117.867 | — | B | — | 8.00* | — | PAS | — | | — | | 2.6 | PAS | — | | — | | — | |
| 1970 7 | 10:48:34.85 | | — | — | 36.036 | 117.677 | — | | — | 8.00* | — | GDY | — | | — | | 3.1 | PAS | — | | 3.4 | PDX | 3.4 | KKG |
| 1970 8 | 0:53:16.60 | SIZ | — | 4 | 37.278 | 116.468 | — | D | 167 | 3.00* | — | HSF | — | | — | | — | | 1.8 | HSF | — | | — | |
| 1970 8 | 19:11:29.80 | SIZ | — | 5 | 37.238 | 116.533 | 0.9 | D | 247 | 3.00* | — | HSF | — | | — | | — | | 0.4 | HSF | — | | — | |
| 1970 10 | 2: 4:50.10 | SIZ | — | 4 | 37.287 | 116.510 | — | D | 202 | 3.00* | — | HSF | — | | — | | — | | 1.0 | HSF | — | | — | |
| 1970 12 | 16:32:52.30 | SIZ | — | 8 | 37.300 | 116.568 | 1.4 | C | 270 | 3.10 | 0.80 | HSF | — | | — | | — | | 2.3 | HSF | — | | — | |
| 1970 13 | 0:41:58.00 | SIZ | — | 5 | 37.283 | 116.515 | 1.5 | D | 202 | 3.00* | — | HSF | — | | — | | — | | 1.4 | HSF | — | | — | |
| 1970 13 | 17:49:21.46 | | — | 4 | 37.438 | 117.935 | — | | — | 3.00* | — | PHM | — | | — | | — | | — | | — | | — | |
| 1970 14 | 13:57:36.40 | SIZ | — | 8 | 37.288 | 116.558 | 1.7 | C | 267 | 2.50 | 1.10 | HSF | — | | — | | — | | 2.3 | HSF | — | | — | |
| 1970 15 | 9:20:55.80 | SIZ | — | 9 | 37.263 | 116.575 | 0.9 | C | 272 | 3.30 | 0.50 | HSF | — | | — | | — | | 1.6 | HSF | — | | — | |
| 1970 16 | 3: 0:21.00 | | 0.12 | 5 | 37.037 | 117.602 | — | | — | — | — | RYN | — | | — | | 2.4 | RYN | — | | — | | — | |
| 1970 17 | 12:47:41.13 | | — | 12 | 37.454 | 117.993 | — | | — | 3.00* | — | PHM | — | | — | | 3.1 | RYN | 2.5 | PHM | — | | 3.9 | BRK |
| 1970 18 | 22:50: 5.90 | SIZ | — | 4 | 37.220 | 116.492 | — | D | 213 | 3.00* | — | HSF | — | | — | | — | | 1.1 | HSF | — | | — | |
| 1970 18 | 22:53:32.90 | SIZ | — | 6 | 37.223 | 116.510 | 0.6 | C | 226 | 5.00 | 0.30 | HSF | — | | — | | — | | 1.1 | HSF | — | | — | |

SGB HISTORICAL HYPOCENTER SUMMARY 1868-1978

| DATE (UTC) | ORIGIN TIME HR MN SEC | HYPOCENTER FLAG | RMS | NO | LATITUDE | LONGITUDE | ERH | Q | GAP | DEPTH | ERZ | REF | INTENSITY I | REF | MAGNITUDE MS | REF | ML | REF | MD | REF | mb | REF | OTH | REF |
|---|---|---|---|---|---|---|---|---|---|---|---|---|---|---|---|---|---|---|---|---|---|---|---|---|
| 1970 JUL 19 | 1:33:43.90 | SIZ | — | 6 | 37.312 | 116.598 | 2.4 | D | 325 | 3.00* | — | HSF | — | | — | | — | | 1.0 | HSF | — | | — | |
| 1970 19 | 9:53: 0.20 | SIZ | — | 12 | 37.295 | 116.555 | 0.3 | B | 191 | 3.40 | 0.30 | HSF | — | | — | | — | | 2.5 | HSF | — | | — | |
| 1970 19 | 11:35:34.80 | SIZ | — | 18 | 37.297 | 116.557 | 0.4 | A | 82 | 3.70 | 0.60 | HSF | — | | — | | 3.2 | PAS | 2.9 | HSF | — | | — | |
| 1970 19 | 12:32:26.90 | SIZ | — | 8 | 37.293 | 116.567 | 1.8 | C | 314 | 3.70 | 0.70 | HSF | — | | — | | — | | 1.1 | HSF | — | | — | |
| 1970 19 | 13:57:49.10 | SIZ | — | 10 | 37.297 | 116.567 | 0.5 | C | 261 | 3.70 | 0.30 | HSF | — | | — | | — | | 2.1 | HSF | — | | — | |
| 1970 19 | 14:51:19.10 | SIZ | — | 8 | 37.293 | 116.557 | 1.7 | C | 261 | 3.70 | 0.70 | HSF | — | | — | | — | | 1.1 | HSF | — | | — | |
| 1970 19 | 15:32:49.30 | SIZ | — | 7 | 37.292 | 116.548 | 0.4 | C | 249 | 3.80 | 0.10 | HSF | — | | — | | — | | 1.1 | HSF | — | | — | |
| 1970 19 | 16: 1: 8.90 | SIZ | — | 9 | 37.297 | 116.560 | 0.7 | C | 257 | 3.80 | 0.30 | HSF | — | | — | | — | | 0.9 | HSF | — | | — | |
| 1970 19 | 17:52:47.90 | SIZ | — | 4 | 37.278 | 116.517 | — | D | 285 | 3.00* | — | HSF | — | | — | | — | | 0.9 | HSF | — | | — | |
| 1970 19 | 20:58:20.90 | SIZ | — | 6 | 37.288 | 116.552 | 1.0 | C | 304 | 3.70 | 0.30 | HSF | — | | — | | — | | 1.8 | HSF | — | | — | |
| 1970 20 | 2:27: 9.00 | SIZ | — | 11 | 37.292 | 116.562 | 0.4 | B | 193 | 3.50 | 0.40 | HSF | — | | — | | — | | 2.2 | HSF | — | | — | |
| 1970 20 | 2:33:18.40 | SIZ | — | 5 | 37.278 | 116.545 | 3.3 | D | 281 | 3.00* | — | HSF | — | | — | | — | | 0.5 | HSF | — | | — | |
| 1970 20 | 3:54:25.90 | SIZ | — | 4 | 37.285 | 116.492 | — | D | 163 | 3.00* | — | HSF | — | | — | | — | | 0.1 | HSF | — | | — | |
| 1970 20 | 10:46:17.00 | SIZ | — | 8 | 37.295 | 116.560 | 0.5 | C | 155 | 3.00* | — | HSF | — | | — | | — | | 2.5 | HSF | — | | — | |
| 1970 20 | 11:26:27.50 | SIZ | — | 4 | 37.288 | 116.512 | — | D | 232 | 3.00* | — | HSF | — | | — | | — | | 0.8 | HSF | — | | — | |
| 1970 21 | 11:14:33.20 | | — | — | 36.101 | 117.828 | — | A | — | 8.00* | — | PAS | — | | — | | 2.5 | PAS | — | | — | | — | |
| 1970 28 | 16:25:47.40 | SIZ | — | 10 | 37.283 | 116.547 | 0.4 | B | 137 | 3.10 | 0.50 | HSF | — | | — | | — | | 2.5 | HSF | — | | — | |
| 1970 28 | 17: 2:10.23 | | — | — | 36.947 | 114.965 | — | | — | 8.00* | — | GDY | — | | — | | — | | — | | — | | — | |
| 1970 29 | 1:23:16.87 | | — | — | 35.969 | 117.658 | — | | — | 8.00* | — | GDY | — | | — | | 3.0 | PAS | — | | 3.5 | PDX | 3.0 | KKG |
| 1970 29 | 6:16: 1.70 | SIZ | — | 4 | 37.310 | 116.563 | — | D | 217 | 3.00* | — | HSF | — | | — | | — | | 0.8 | HSF | — | | — | |
| 1970 29 | 18:10:57.40 | SIZ | — | 6 | 37.285 | 116.557 | 1.8 | C | 190 | 3.00* | — | HSF | — | | — | | — | | 2.4 | HSF | — | | — | |
| 1970 29 | 18:10:59.10 | | 0.16 | 6 | 37.197 | 117.311 | — | | — | — | — | RYN | — | | — | | 3.2 | RYN | — | | — | | — | |
| 1970 29 | 18:15:55.10 | SIZ | — | 4 | 37.283 | 116.560 | — | D | 169 | 3.00* | — | HSF | — | | — | | — | | 2.5 | HSF | — | | — | |
| 1970 29 | 19:10:39.50 | SIZ | — | 5 | 37.302 | 116.543 | 0.1 | C | 110 | 3.00* | — | HSF | — | | — | | — | | 2.1 | HSF | — | | — | |
| 1970 30 | 0:51:19.40 | SIZ | — | 4 | 37.298 | 116.560 | — | D | 335 | 3.00* | — | HSF | — | | — | | — | | 1.6 | HSF | — | | — | |
| 1970 30 | 20:16:35.40 | SIZ | — | 10 | 37.283 | 116.560 | — | C | 103 | 0.60* | — | HSF | 5 | BRP | 4.0 | BRP | 4.3 | RYN | 3.2 | HSF | 4.1 | PDX | 4.4 | PAS |
| 1970 30 | 23: 2:58.30 | SIZ | — | 5 | 37.290 | 116.548 | 0.4 | C | 144 | 3.00* | — | HSF | — | | — | | — | | 1.9 | HSF | — | | — | |
| 1970 31 | 4:44:54.20 | SIZ | — | 5 | 37.297 | 116.553 | 0.3 | C | 166 | 3.00* | — | HSF | — | | — | | — | | 1.5 | HSF | — | | — | |
| 1970 31 | 4:56: 5.30 | SIZ | — | 6 | 37.302 | 116.553 | 0.7 | C | 145 | 3.00* | — | HSF | — | | — | | — | | 2.2 | HSF | — | | — | |
| 1970 31 | 8:44:25.40 | SIZ | — | 4 | 37.292 | 116.550 | — | D | 157 | 3.00* | — | HSF | — | | — | | — | | 1.7 | HSF | — | | — | |
| 1970 31 | 14:35: 9.80 | SIZ | — | 5 | 37.295 | 116.550 | 1.7 | C | 154 | 3.00* | — | HSF | — | | — | | — | | 1.8 | HSF | — | | — | |
| 1970 AUG 1 | 3:12:51.40 | SIZ | — | 4 | 37.307 | 116.573 | — | D | 158 | 3.00* | — | HSF | — | | — | | — | | 1.8 | HSF | — | | — | |
| 1970 1 | 16:11: 2.70 | SIZ | — | 5 | 37.293 | 116.555 | 0.6 | C | 155 | 3.00* | — | HSF | — | | — | | — | | 1.4 | HSF | — | | — | |
| 1970 2 | 7:25:31.00 | SIZ | — | 4 | 37.287 | 116.555 | — | D | 192 | 3.00* | — | HSF | — | | — | | — | | 0.2 | HSF | — | | — | |
| 1970 2 | 11:38:55.80 | SIZ | — | 5 | 37.292 | 116.563 | 0.8 | D | 186 | 3.00* | — | HSF | — | | — | | — | | 1.6 | HSF | — | | — | |
| 1970 2 | 13:14:33.40 | SIZ | — | 5 | 37.272 | 116.575 | 1.1 | C | 127 | 3.00* | — | HSF | — | | — | | — | | 1.0 | HSF | — | | — | |
| 1970 2 | 13:35:27.50 | SIZ | — | 5 | 37.288 | 116.565 | 1.1 | D | 191 | 3.00* | — | HSF | — | | — | | — | | 1.1 | HSF | — | | — | |
| 1970 3 | 9:15:46.00 | SIZ | — | 4 | 37.228 | 116.548 | — | D | 262 | 3.00* | — | HSF | — | | — | | — | | 1.1 | HSF | — | | — | |
| 1970 3 | 23:47:53.80 | SIZ | — | 4 | 37.287 | 116.552 | — | D | 190 | 3.00* | — | HSF | — | | — | | — | | 0.6 | HSF | — | | — | |
| 1970 4 | 11:43:46.20 | SIZ | — | 5 | 37.288 | 116.555 | 0.3 | C | 163 | 3.00* | — | HSF | — | | — | | — | | 1.6 | HSF | — | | — | |
| 1970 5 | 8:29:58.40 | SIZ | — | 5 | 37.300 | 116.558 | 0.4 | C | 149 | 3.00* | — | HSF | — | | — | | — | | 1.0 | HSF | — | | — | |
| 1970 5 | 11: 1:44.00 | SIZ | — | 7 | 37.288 | 116.560 | 0.5 | B | 165 | 3.80 | 0.50 | HSF | — | | — | | — | | 2.1 | HSF | — | | — | |
| 1970 5 | 14:58:24.40 | SIZ | — | 5 | 37.290 | 116.555 | 0.6 | D | 184 | 3.00* | — | HSF | — | | — | | — | | 0.8 | HSF | — | | — | |
| 1970 7 | 6:11:36.00 | SIZ | — | 4 | 37.287 | 116.548 | — | D | 194 | 3.00* | — | HSF | — | | — | | — | | 1.1 | HSF | — | | — | |
| 1970 9 | 9:32:20.30 | SIZ | — | 4 | 37.277 | 116.538 | — | D | 230 | 3.00* | — | HSF | — | | — | | — | | 1.2 | HSF | — | | — | |
| 1970 10 | 0:20:46.60 | SIZ | — | 6 | 37.283 | 116.555 | 0.6 | C | 169 | 3.00* | — | HSF | — | | — | | — | | 1.9 | HSF | — | | — | |
| 1970 10 | 0:46:37.40 | SIZ | — | 6 | 37.322 | 116.465 | 0.8 | B | 125 | 4.50 | 0.90 | HSF | — | | — | | — | | 1.7 | HSF | — | | — | |
| 1970 10 | 10:48:57.54 | | — | — | 37.196 | 115.864 | — | | — | 8.00* | — | GDY | 4 | KKG | 3.0 | BRP | 3.9 | RYN | — | | 4.1 | PDX | 3.9 | PAS |

SGB HISTORICAL HYPOCENTER SUMMARY 1868-1978

| DATE (UTC) | ORIGIN TIME HR MN SEC | HYPOCENTER FLAG | RMS | NO | LATITUDE | LONGITUDE | ERH | Q | GAP | DEPTH | ERZ | REF | INTENSITY I | REF | MAGNITUDE MS | REF | ML | REF | MD | REF | mb | REF | OTH | REF |
|---|---|---|---|---|---|---|---|---|---|---|---|---|---|---|---|---|---|---|---|---|---|---|---|---|
| 1970 AUG 10 | 14:42: 6.70 | SIZ | — | 4 | 37.290 | 116.553 | — | D | 184 | 3.00* | — | HSF | — | | — | | — | | 1.5 | HSF | — | | — | |
| 1970 10 | 15:51:20.70 | SIZ | — | 5 | 37.275 | 116.550 | 1.1 | D | 188 | 3.00* | — | HSF | — | | — | | — | | 1.8 | HSF | — | | — | |
| 1970 10 | 21:33:31.50 | SIZ | — | 6 | 37.277 | 116.455 | 0.6 | B | 161 | 3.60 | 1.00 | HSF | — | | — | | — | | 1.8 | HSF | — | | — | |
| 1970 12 | 11:45: 2.12 | | — | — | 36.059 | 118.000 | — | A | — | 8.00* | — | PAS | — | | — | | 2.7 | PAS | — | | — | | — | |
| 1970 13 | 21:12:16.40 | SIZ | — | 8 | 37.310 | 116.540 | 0.3 | A | 117 | 3.80 | 0.50 | HSF | — | | — | | — | | 2.4 | HSF | — | | — | |
| 1970 15 | 3:31:40.90 | SIZ | — | 7 | 37.292 | 116.557 | 0.6 | B | 144 | 4.00 | 0.50 | HSF | — | | — | | — | | 2.2 | HSF | — | | — | |
| 1970 15 | 4:25:26.00 | SIZ | — | 4 | 37.290 | 116.552 | — | D | 186 | 3.00* | — | HSF | — | | — | | — | | 1.7 | HSF | — | | — | |
| 1970 15 | 5:47:34.55 | | — | — | 35.915 | 117.589 | — | B | — | 8.00* | — | PAS | — | | — | | 3.0 | PAS | — | | — | | — | |
| 1970 16 | 11:28:24.60 | SIZ | — | 5 | 37.282 | 116.548 | 0.3 | C | 179 | 3.00* | — | HSF | — | | — | | — | | 2.1 | HSF | — | | — | |
| 1970 16 | 13:12: 2.80 | SIZ | — | 5 | 37.280 | 116.547 | 0.6 | D | 181 | 3.00* | — | HSF | — | | — | | — | | 2.5 | HSF | — | | — | |
| 1970 20 | 11:26: 0.20 | | 0.22 | 4 | 37.221 | 117.551 | — | | — | — | — | RYN | — | | — | | — | | — | | — | | — | |
| 1970 21 | 2:45:42.90 | | 1.05 | 6 | 37.520 | 117.411 | — | | — | — | — | RYN | — | | — | | 2.8 | RYN | — | | — | | 2.6 | PAS |
| 1970 21 | 14:40: 8.30 | | 0.39 | 5 | 37.363 | 117.594 | — | | — | — | — | RYN | — | | — | | — | | — | | — | | — | |
| 1970 23 | 0:36:36.58 | | — | — | 36.006 | 117.762 | — | A | — | 8.00* | — | PAS | — | | — | | 2.6 | PAS | — | | — | | — | |
| 1970 24 | 2:51:32.50 | SIZ | — | 5 | 37.293 | 116.553 | 0.3 | C | 176 | 3.00* | — | HSF | — | | — | | — | | 0.9 | HSF | — | | — | |
| 1970 25 | 5:42:12.40 | SIZ | — | 5 | 37.292 | 116.562 | 1.2 | D | 185 | 3.00* | — | HSF | — | | — | | — | | 1.5 | HSF | — | | — | |
| 1970 26 | 16:59: 2.20 | | — | — | 35.897 | 117.987 | — | | — | 8.00 | — | PDX | — | | — | | 2.7 | PDX | — | | — | | — | |
| 1970 30 | 15:25:52.70 | | 0.39 | 4 | 37.522 | 117.532 | — | | — | — | — | RYN | — | | — | | 2.5 | RYN | — | | — | | — | |
| 1970 31 | 7:26:43.10 | | 0.16 | 5 | 37.336 | 117.526 | — | | — | — | — | RYN | — | | — | | 2.6 | RYN | — | | — | | — | |
| 1970 SEP 1 | 6:20: 1.80 | SIZ | — | 4 | 37.300 | 116.560 | — | D | 162 | 3.00* | — | HSF | — | | — | | — | | 1.0 | HSF | — | | — | |
| 1970 2 | 2:34: 1.00 | SIZ | — | 5 | 37.292 | 116.547 | 0.7 | C | 157 | 3.00* | — | HSF | — | | — | | — | | 1.5 | HSF | — | | — | |
| 1970 4 | 4: 6:26.70 | SIZ | — | 8 | 37.290 | 116.557 | 0.5 | B | 135 | 4.00 | 0.50 | HSF | — | | — | | — | | 1.9 | HSF | — | | — | |
| 1970 6 | 3:24: 9.30 | | 0.69 | 10 | 37.445 | 117.671 | — | | — | — | — | RYN | — | | — | | 2.9 | RYN | — | | — | | — | |
| 1970 6 | 6:41:42.60 | | 0.31 | 4 | 37.434 | 117.689 | — | | — | — | — | RYN | — | | — | | 2.5 | RYN | — | | — | | — | |
| 1970 6 | 13:11:49.10 | | 0.34 | 6 | 37.429 | 117.677 | — | | — | — | — | RYN | — | | — | | 3.1 | RYN | — | | — | | 2.9 | PAS |
| 1970 6 | 15:59:41.50 | | 0.38 | 8 | 37.507 | 117.759 | — | | — | — | — | RYN | — | | — | | 2.9 | RYN | — | | — | | 2.9 | PAS |
| 1970 7 | 9:24:40.40 | | 0.18 | 6 | 37.376 | 117.700 | — | | — | — | — | RYN | — | | — | | 2.9 | RYN | — | | — | | 2.9 | PAS |
| 1970 8 | 14:33:59.90 | | 1.97 | 6 | 37.864 | 117.758 | — | | — | — | — | RYN | — | | — | | 3.0 | RYN | — | | — | | — | |
| 1970 11 | 11:13:32.90 | SIZ | — | 5 | 37.287 | 116.550 | 0.4 | C | 166 | 3.00* | — | HSF | — | | — | | — | | 1.1 | HSF | — | | — | |
| 1970 11 | 13:39:41.44 | | — | 7 | 38.174 | 116.400 | — | | — | 5.00* | — | SHJ | — | | — | | — | | 0.6 | SHJ | — | | — | |
| 1970 13 | 5:44:51.90 | SIZ | — | 5 | 37.312 | 116.552 | 0.5 | C | 157 | 3.00* | — | HSF | — | | — | | — | | 0.9 | HSF | — | | — | |
| 1970 13 | 6:15:48.90 | SIZ | — | 8 | 37.198 | 116.490 | 0.7 | B | 189 | 2.00 | 0.60 | HSF | — | | — | | — | | 2.7 | HSF | — | | — | |
| 1970 15 | 3: 7:11.90 | | 0.29 | 5 | 37.305 | 117.568 | — | | — | — | — | RYN | — | | — | | 2.9 | RYN | — | | — | | 2.7 | PAS |
| 1970 18 | 5: 5:25.60 | SIZ | — | 7 | 37.182 | 116.455 | 0.7 | B | 184 | 3.60 | 1.00 | HSF | — | | — | | — | | 1.2 | HSF | — | | — | |
| 1970 19 | 16:27:28.11 | | — | — | 37.012 | 117.855 | — | | — | 8.00* | — | GDY | — | | — | | 3.1 | PAS | — | | — | | 3.8 | BRK |
| 1970 20 | 13: 1:25.66 | | — | 3 | 38.436 | 116.033 | — | | — | 5.00* | — | SHJ | — | | — | | — | | 0.2 | SHJ | — | | — | |
| 1970 20 | 17: 4:10.50 | SIZ | — | 5 | 37.285 | 116.553 | 0.4 | C | 158 | 3.00* | — | HSF | — | | — | | — | | — | | — | | — | |
| 1970 21 | 14:59:40.70 | SIZ | — | 15 | 37.290 | 116.553 | 0.3 | A | 74 | 3.60 | 0.40 | HSF | — | | — | | — | | 2.9 | HSF | — | | — | |
| 1970 21 | 15:18:46.90 | SIZ | — | 11 | 37.290 | 116.550 | 0.3 | B | 131 | 4.00 | 0.30 | HSF | — | | — | | — | | 2.0 | HSF | — | | — | |
| 1970 21 | 15:22:55.00 | SIZ | — | 5 | 37.287 | 116.555 | 0.4 | C | 163 | 3.00* | — | HSF | — | | — | | — | | 0.9 | HSF | — | | — | |
| 1970 21 | 15:32:41.10 | SIZ | — | 5 | 37.287 | 116.553 | 0.5 | C | 166 | 3.00* | — | HSF | — | | — | | — | | 0.9 | HSF | — | | — | |
| 1970 22 | 9:30:33.60 | SIZ | — | 5 | 37.285 | 116.555 | 0.9 | C | 158 | 3.00* | — | HSF | — | | — | | — | | 0.1 | HSF | — | | — | |
| 1970 22 | 14: 2: 8.90 | SIZ | — | 5 | 37.287 | 116.555 | 0.4 | C | 163 | 3.00* | — | HSF | — | | — | | — | | 0.1 | HSF | — | | — | |
| 1970 22 | 17:26:28.40 | SIZ | — | 7 | 37.287 | 116.555 | 0.4 | B | 138 | 3.40 | 0.50 | HSF | — | | — | | — | | 1.2 | HSF | — | | — | |
| 1970 23 | 3:26:18.50 | SIZ | — | 5 | 37.285 | 116.553 | 0.4 | C | 159 | 3.00* | — | HSF | — | | — | | — | | — | | — | | — | |
| 1970 26 | 1:15:42.50 | | 0.64 | 6 | 38.143 | 116.139 | — | | — | — | — | RYN | — | | — | | 2.4 | RYN | — | | — | | — | |
| 1970 26 | 6:40:20.60 | SIZ | — | 5 | 37.285 | 116.555 | 0.4 | C | 160 | 3.00* | — | HSF | — | | — | | — | | 0.5 | HSF | — | | — | |
| 1970 27 | 8:37:35.30 | SIZ | — | 6 | 37.283 | 116.555 | 0.6 | B | 156 | 3.10 | 0.80 | HSF | — | | — | | — | | 0.4 | HSF | — | | — | |

| DATE (UTC) | ORIGIN TIME HR MN SEC | HYPOCENTER FLAG | RMS | NO | LATITUDE | LONGITUDE | ERH | Q | GAP | DEPTH | ERZ | REF | INTENSITY I | REF | MAGNITUDE MS | REF | ML | REF | MD | REF | mb | REF | OTH | REF |
|---|---|---|---|---|---|---|---|---|---|---|---|---|---|---|---|---|---|---|---|---|---|---|---|---|
| 1970 SEP 28 | 0:47:15.60 | SIZ | — | 5 | 37.295 | 116.540 | 0.5 | C | 132 | 3.00* | — | HSF | — | | — | | — | | 0.6 | HSF | — | | — | |
| 1970 28 | 8: 0:23.00 | | — | 5 | 37.022 | 116.382 | 4.4 | D | 262 | 3.00* | — | HSF | — | | — | | — | | 0.1 | HSF | — | | — | |
| 1970 28 | 10:46: 9.62 | | — | 11 | 38.217 | 116.393 | — | | — | 5.00* | — | SHJ | — | | — | | — | | 1.4 | SHJ | — | | — | |
| 1970 30 | 3: 6: 8.80 | SIZ | — | 9 | 37.192 | 116.202 | 2.4 | D | 268 | 0.60* | — | HSF | — | | — | | — | | 1.5 | HSF | — | | — | |
| 1970 30 | 6: 3:19.90 | SIZ | — | 6 | 37.135 | 116.205 | 2.2 | C | 272 | 4.10 | 0.70 | HSF | — | | — | | — | | 1.2 | HSF | — | | — | |
| 1970 30 | 20: 2:29.60 | SIZ | — | 4 | 37.288 | 116.552 | — | D | 168 | 3.00* | — | HSF | — | | — | | — | | 0.2 | HSF | — | | — | |
| 1970 OCT 1 | 0: 5:31.40 | SIZ | — | 11 | 37.252 | 116.515 | 0.3 | A | 70 | 5.30 | 0.60 | HSF | — | | — | | — | | 0.9 | HSF | — | | — | |
| 1970 2 | 11:55:20.10 | SIZ | — | 5 | 37.200 | 116.585 | 0.8 | C | 121 | 3.00* | — | HSF | — | | — | | — | | 0.2 | HSF | — | | — | |
| 1970 3 | 8:31:26.50 | SIZ | — | 7 | 37.202 | 116.588 | 0.4 | C | 119 | 5.00* | — | HSF | — | | — | | — | | 0.7 | HSF | — | | — | |
| 1970 3 | 8:50:46.90 | SIZ | — | 5 | 37.203 | 116.588 | 0.4 | C | 117 | 4.20* | — | HSF | — | | — | | — | | 0.1 | HSF | — | | — | |
| 1970 5 | 12:20:48.40 | SIZ | — | 4 | 37.292 | 116.558 | — | D | 176 | 3.00* | — | HSF | — | | — | | — | | 0.4 | HSF | — | | — | |
| 1970 5 | 13:53:24.70 | SIZ | — | 5 | 37.292 | 116.548 | 0.4 | C | 127 | 3.00* | — | HSF | — | | — | | — | | 1.2 | HSF | — | | — | |
| 1970 5 | 14:22:46.85 | | — | 9 | 37.463 | 117.999 | — | | — | 1.40 | — | PHM | — | | — | | — | | 0.9 | PHM | — | | — | |
| 1970 5 | 19: 9:25.00 | SIZ | — | 7 | 37.295 | 116.553 | 0.4 | B | 133 | 3.00 | 0.70 | HSF | — | | — | | — | | 1.8 | HSF | — | | — | |
| 1970 6 | 12:37:59.80 | SIZ | — | 11 | 37.308 | 116.543 | 0.2 | A | 104 | 3.60 | 0.30 | HSF | — | | — | | — | | 1.8 | HSF | — | | — | |
| 1970 8 | 4: 0:20.00 | | — | 7 | 37.152 | 116.590 | 0.6 | C | 169 | 3.00* | — | HSF | — | | — | | — | | 1.1 | HSF | — | | — | |
| 1970 9 | 2: 7:15.80 | SIZ | — | 6 | 37.210 | 116.543 | 0.6 | B | 124 | 2.40 | 1.30 | HSF | — | | — | | — | | 0.7 | HSF | — | | — | |
| 1970 10 | 13:16:47.50 | SIZ | — | 8 | 37.298 | 116.547 | 0.3 | B | 129 | 3.30 | 0.30 | HSF | — | | — | | — | | 1.2 | HSF | — | | — | |
| 1970 13 | 15: 5: 1.48 | SIZ | — | — | 37.110 | 116.675 | — | | — | 8.00* | — | GDY | — | | — | | 3.8 | PAS | — | | — | | 3.8 | GDY |
| 1970 14 | 10:44:39.10 | SIZ | — | 7 | 37.285 | 116.557 | 0.9 | B | 159 | 3.60 | 1.00 | HSF | — | | — | | — | | 1.1 | HSF | — | | — | |
| 1970 14 | 11:41:51.85 | | — | 5 | 37.305 | 117.706 | — | | — | 3.00* | — | PHM | — | | — | | — | | — | | — | | — | |
| 1970 14 | 15:22:21.00 | CSNL | — | 22 | 36.900 | 115.700 | — | | — | — | — | ISC | — | | — | | — | | — | | — | | 4.4 | ISC |
| 1970 16 | 17:48: 3.70 | | — | 9 | 37.158 | 116.665 | 1.2 | C | 151 | 3.00* | — | HSF | — | | — | | — | | 0.8 | HSF | — | | — | |
| 1970 17 | 1:35:38.60 | SIZ | — | 4 | 37.328 | 116.402 | — | D | 178 | 3.00* | — | HSF | — | | — | | — | | — | | — | | — | |
| 1970 17 | 5:17:48.10 | SIZ | — | 7 | 37.285 | 116.553 | 0.4 | B | 159 | 3.50 | 0.50 | HSF | — | | — | | — | | 0.9 | HSF | — | | — | |
| 1970 17 | 19: 1:41.19 | | — | — | 36.009 | 117.984 | — | B | — | 8.00* | — | PAS | — | | — | | 2.7 | PAS | — | | — | | — | |
| 1970 18 | 11: 3:54.50 | | 1.54 | 8 | 37.686 | 117.383 | — | | — | — | — | RYN | — | | — | | 3.2 | RYN | — | | — | | 2.9 | PAS |
| 1970 19 | 14:17:18.60 | SIZ | — | 12 | 37.305 | 116.552 | 0.3 | A | 88 | 4.20 | 0.30 | HSF | — | | — | | — | | 1.8 | HSF | — | | — | |
| 1970 19 | 16:25:55.90 | SIZ | — | 11 | 37.290 | 116.547 | 0.3 | A | 119 | 3.60 | 0.30 | HSF | — | | — | | — | | 1.8 | HSF | — | | — | |
| 1970 19 | 16:49:10.50 | SIZ | — | 12 | 37.305 | 116.553 | 0.3 | A | 89 | 4.30 | 0.30 | HSF | — | | — | | — | | 1.8 | HSF | — | | — | |
| 1970 21 | 11:11:22.90 | SIZ | — | 11 | 37.302 | 116.557 | 0.3 | A | 88 | 4.10 | 0.30 | HSF | — | | — | | — | | 1.9 | HSF | — | | — | |
| 1970 21 | 11:30: 1.90 | SIZ | — | 11 | 37.300 | 116.555 | 0.2 | A | 85 | 4.20 | 0.20 | HSF | — | | — | | — | | 2.0 | HSF | — | | — | |
| 1970 21 | 14:55:53.00 | | — | 5 | 37.053 | 116.653 | 3.5 | D | 280 | 3.00* | — | HSF | — | | — | | — | | — | | — | | — | |
| 1970 23 | 2: 7: 6.00 | | — | 7 | 37.361 | 117.698 | — | | — | 3.00* | — | PHM | — | | — | | — | | 0.5 | PHM | — | | — | |
| 1970 23 | 13:10: 0.40 | SIZ | — | 6 | 37.285 | 116.552 | 0.9 | B | 159 | 3.20 | 1.10 | HSF | — | | — | | — | | 0.9 | HSF | — | | — | |
| 1970 23 | 17:19:44.70 | SIZ | — | 6 | 37.283 | 116.552 | 0.5 | B | 153 | 3.10 | 0.70 | HSF | — | | — | | — | | 0.9 | HSF | — | | — | |
| 1970 28 | 8:44:45.46 | | — | 6 | 37.458 | 117.947 | — | | — | 7.60 | — | PHM | — | | — | | — | | 0.6 | PHM | — | | — | |
| 1970 29 | 14:49: 2.00 | | — | 5 | 37.485 | 117.985 | — | | — | 6.60 | — | PHM | — | | — | | — | | — | | — | | — | |
| 1970 30 | 3:13: 8.90 | | 0.29 | 8 | 38.306 | 117.454 | — | | — | — | — | RYN | — | | — | | 2.6 | RYN | — | | — | | — | |
| 1970 31 | 16:34:27.53 | | — | 6 | 37.468 | 117.949 | — | | — | 9.50 | — | PHM | — | | — | | — | | 0.4 | PHM | — | | — | |
| 1970 NOV 1 | 19:10:22.80 | | — | — | 36.203 | 117.915 | — | B | — | 8.00* | — | PAS | — | | — | | 3.0 | PAS | — | | — | | — | |
| 1970 2 | 23:53: 7.40 | SIZ | — | 7 | 37.145 | 116.243 | 1.9 | C | 268 | 2.70 | 1.00 | HSF | — | | — | | — | | 0.1 | HSF | — | | — | |
| 1970 3 | 2:12:28.00 | | — | 4 | 37.175 | 116.605 | — | D | 194 | 3.00* | — | HSF | — | | — | | — | | 0.1 | HSF | — | | — | |
| 1970 3 | 2:19: 9.60 | | — | 9 | 37.177 | 116.602 | 0.4 | B | 140 | 2.60 | 0.80 | HSF | — | | — | | — | | 2.1 | HSF | — | | — | |
| 1970 3 | 2:51:11.80 | SIZ | — | 6 | 37.303 | 116.383 | 0.2 | B | 137 | 3.90 | 0.40 | HSF | — | | — | | — | | 0.6 | HSF | — | | — | |
| 1970 3 | 16:41:25.00 | | 0.83 | 9 | 37.521 | 115.306 | — | | — | — | — | RYN | — | | — | | 3.8 | RYN | — | | — | | — | |
| 1970 5 | 16: 1: 0.00 | CSNL | — | 2 | 37.000 | 116.000 | — | | — | — | — | ISC | — | | — | | — | | — | | 4.5 | ISC | — | |
| 1970 6 | 0: 2:11.70 | | — | 7 | 37.100 | 116.488 | 1.5 | D | 257 | 3.00* | — | HSF | — | | — | | — | | 0.9 | HSF | — | | — | |

| DATE (UTC) | ORIGIN TIME HR MN SEC | HYPOCENTER FLAG | RMS | NO | LATITUDE | LONGITUDE | ERH | Q | GAP | DEPTH | ERZ | REF | INTENSITY I | REF | MAGNITUDE MS | REF | ML | REF | MD | REF | mb | REF | OTH | REF |
|---|---|---|---|---|---|---|---|---|---|---|---|---|---|---|---|---|---|---|---|---|---|---|---|---|
| 1970 NOV 7 | 2:52:47.72 | | — | 9 | 37.378 | 117.728 | — | | — | 3.00* | — | PHM | — | | — | | — | | 1.1 | PHM | — | | — | |
| 1970 7 | 22:41:52.02 | | — | 5 | 37.341 | 117.698 | — | | — | 3.00* | — | PHM | — | | — | | — | | — | | — | | — | |
| 1970 8 | 7:28:29.20 | SIZ | — | 5 | 37.262 | 116.570 | 2.6 | C | 104 | 2.20* | — | HSF | — | | — | | — | | 0.6 | HSF | — | | — | |
| 1970 8 | 20: 7:44.40 | SIZ | — | 5 | 37.297 | 116.550 | 1.6 | D | 193 | 3.00* | — | HSF | — | | — | | — | | — | | — | | — | |
| 1970 9 | 8:32:39.20 | SIZ | — | 5 | 37.285 | 116.555 | 0.3 | C | 161 | 3.00* | — | HSF | — | | — | | — | | 0.1 | HSF | — | | — | |
| 1970 10 | 22:49:24.50 | SIZ | — | 13 | 37.123 | 116.267 | 0.7 | B | 225 | 4.00 | 0.40 | HSF | — | | — | | — | | 1.8 | HSF | — | | — | |
| 1970 12 | 22:56: 9.10 | SIZ | — | 8 | 37.295 | 116.563 | 0.4 | B | 212 | 3.90 | 0.30 | HSF | — | | — | | — | | 1.8 | HSF | — | | — | |
| 1970 13 | 1:58:47.60 | | — | 5 | 37.058 | 116.440 | 2.4 | D | 227 | 3.00* | — | HSF | — | | — | | — | | 0.9 | HSF | — | | — | |
| 1970 13 | 2:37:41.10 | | — | 6 | 37.070 | 116.430 | 0.6 | B | 219 | 7.60 | 1.60 | HSF | — | | — | | — | | 0.7 | HSF | — | | — | |
| 1970 13 | 10:13: 9.00 | | — | 6 | 37.060 | 116.430 | 1.5 | C | 226 | 8.30 | 4.70 | HSF | — | | — | | — | | 0.5 | HSF | — | | — | |
| 1970 14 | 2:43:34.00 | | — | 14 | 37.045 | 116.443 | 0.8 | D | 227 | 3.00* | — | HSF | — | | — | | — | | 2.2 | HSF | — | | — | |
| 1970 14 | 3: 9:39.30 | | — | 9 | 37.060 | 116.440 | 1.0 | D | 226 | 3.00* | — | HSF | — | | — | | — | | 1.2 | HSF | — | | — | |
| 1970 15 | 7:56:39.00 | SIZ | — | 5 | 37.287 | 116.548 | 0.6 | C | 166 | 3.00* | — | HSF | — | | — | | — | | 0.7 | HSF | — | | — | |
| 1970 15 | 9: 3:36.70 | SIZ | — | 5 | 37.287 | 116.548 | 0.6 | C | 165 | 3.00* | — | HSF | — | | — | | — | | 0.7 | HSF | — | | — | |
| 1970 15 | 11: 1:55.59 | | — | 5 | 37.251 | 117.673 | — | | — | 3.00* | — | PHM | — | | — | | — | | 1.6 | PHM | — | | — | |
| 1970 15 | 14:44:48.30 | SIZ | — | 6 | 37.283 | 116.552 | 2.3 | C | 305 | 3.20 | 0.60 | HSF | — | | — | | — | | 2.0 | HSF | — | | — | |
| 1970 16 | 9: 5:18.20 | SIZ | — | 6 | 37.283 | 116.560 | 0.4 | C | 239 | 3.20 | 0.40 | HSF | — | | — | | — | | 1.4 | HSF | — | | — | |
| 1970 16 | 12: 4:32.60 | SIZ | — | 7 | 37.287 | 116.565 | 0.3 | C | 243 | 2.70 | 0.20 | HSF | — | | — | | — | | 1.9 | HSF | — | | — | |
| 1970 17 | 21:24:13.70 | | — | 5 | 37.007 | 116.572 | 0.8 | D | 266 | 3.00* | — | HSF | — | | — | | — | | 0.9 | HSF | — | | — | |
| 1970 19 | 15: 0: 0.00 | SIZ | — | 16 | 37.000 | 116.000 | — | | — | — | — | ISC | — | | — | | — | | — | | 4.7 | ISC | — | |
| 1970 19 | 15:23:50.82 | CSNL | — | — | 36.877 | 116.134 | — | | — | 8.00* | — | GDY | — | | — | | — | | — | | — | | 3.5 | GDY |
| 1970 19 | 23: 7:40.88 | | — | 6 | 37.459 | 117.861 | — | | — | 3.00* | — | PHM | — | | — | | — | | — | | — | | — | |
| 1970 22 | 0: 5: 2.00 | SIZ | — | 5 | 37.280 | 116.563 | 0.6 | C | 157 | 3.00* | — | HSF | — | | — | | — | | 0.1 | HSF | — | | — | |
| 1970 23 | 0:41:56.50 | SIZ | — | 6 | 37.173 | 116.472 | 0.6 | B | 141 | 10.80 | 2.30 | HSF | — | | — | | — | | 0.2 | HSF | — | | — | |
| 1970 25 | 8:32:13.03 | | — | 6 | 37.469 | 117.952 | — | | — | 11.30 | — | PHM | — | | — | | — | | 0.6 | PHM | — | | — | |
| 1970 25 | 21:49:33.80 | | 1.51 | 8 | 37.965 | 116.283 | — | | — | — | — | RYN | — | | — | | 3.1 | RYN | — | | — | | — | |
| 1970 27 | 6:40:20.90 | SIZ | — | 5 | 37.253 | 116.490 | 0.5 | C | 91 | 3.00* | — | HSF | — | | — | | — | | 0.4 | HSF | — | | — | |
| 1970 DEC 1 | 9:24:15.10 | SIZ | — | 8 | 37.283 | 116.562 | 0.8 | D | 232 | 3.00* | — | HSF | — | | — | | 2.5 | RYN | 2.6 | HSF | — | | — | |
| 1970 1 | 10:47:46.90 | SIZ | — | 10 | 37.290 | 116.558 | 0.4 | A | 75 | 4.10 | 0.40 | HSF | — | | — | | — | | 2.1 | HSF | — | | — | |
| 1970 1 | 11:38: 9.70 | SIZ | — | 8 | 37.290 | 116.560 | 0.5 | A | 97 | 3.90 | 0.70 | HSF | — | | — | | — | | 1.7 | HSF | — | | — | |
| 1970 1 | 13: 8: 5.80 | SIZ | — | 4 | 37.292 | 116.555 | — | D | 177 | 3.00* | — | HSF | — | | — | | — | | 1.2 | HSF | — | | — | |
| 1970 1 | 14:12:33.70 | SIZ | — | 5 | 37.282 | 116.560 | 0.3 | C | 152 | 3.00* | — | HSF | — | | — | | — | | 0.7 | HSF | — | | — | |
| 1970 2 | 12:23:34.67 | LM | — | — | 36.032 | 114.719 | — | | — | 8.00* | — | GDY | — | | — | | 3.4 | PDX | — | | — | | — | |
| 1970 3 | 15: 6:59.40 | | 1.48 | 7 | 37.152 | 115.524 | — | | — | — | — | RYN | — | | — | | 3.1 | RYN | — | | — | | — | |
| 1970 3 | 15: 7: 3.70 | SIZ | — | 6 | 37.120 | 116.268 | 1.9 | D | 226 | 3.00* | — | HSF | — | | — | | — | | 2.7 | HSF | — | | — | |
| 1970 5 | 1:15:12.40 | SIZ | — | 6 | 37.163 | 116.375 | 0.8 | B | 104 | 3.50 | 1.50 | HSF | — | | — | | — | | 0.3 | HSF | — | | — | |
| 1970 6 | 2:58:10.60 | SIZ | — | 5 | 37.282 | 116.563 | 0.3 | C | 153 | 3.00* | — | HSF | — | | — | | — | | — | | — | | — | |
| 1970 6 | 10:45:13.40 | SIZ | — | 12 | 37.290 | 116.562 | 0.2 | A | 74 | 3.90 | 0.20 | HSF | — | | — | | — | | 2.2 | HSF | — | | — | |
| 1970 6 | 18:27:25.80 | SIZ | — | 8 | 37.175 | 116.473 | 0.3 | B | 141 | 10.20 | 0.90 | HSF | — | | — | | — | | 0.4 | HSF | — | | — | |
| 1970 8 | 4:15:34.93 | | — | 6 | 37.442 | 117.825 | — | | — | 8.60 | — | PHM | — | | — | | — | | 0.8 | PHM | — | | — | |
| 1970 10 | 11: 8:53.50 | SIZ | — | 7 | 37.298 | 116.528 | 0.4 | B | 78 | 2.70 | 0.70 | HSF | — | | — | | — | | 1.8 | HSF | — | | — | |
| 1970 14 | 1:55:50.80 | SIZ | — | 5 | 37.285 | 116.563 | 0.3 | C | 156 | 2.40* | — | HSF | — | | — | | — | | 0.1 | HSF | — | | — | |
| 1970 15 | 17:47:57.40 | SIZ | — | 10 | 37.293 | 116.558 | 0.2 | B | 131 | 4.20 | 0.20 | HSF | — | | — | | — | | 1.7 | HSF | — | | — | |
| 1970 15 | 18:11:45.70 | SIZ | — | 5 | 37.290 | 116.558 | 0.6 | C | 174 | 3.00* | — | HSF | — | | — | | — | | 0.1 | HSF | — | | — | |
| 1970 16 | 0:39:47.90 | SIZ | — | 6 | 37.103 | 116.300 | 0.9 | C | 193 | 3.00* | — | HSF | — | | — | | — | | 1.1 | HSF | — | | — | |
| 1970 16 | 16:13: 0.00 | CSNL | — | — | 37.100 | 116.000 | — | | — | — | — | ISC | — | | — | | — | | — | | 4.6 | ISC | — | |
| 1970 16 | 16:32: 0.00 | CSNL | — | — | 37.100 | 116.000 | — | | — | — | — | ISC | — | | — | | — | | — | | 4.3 | ISC | — | |
| 1970 17 | 2:17:45.10 | SIZ | — | 6 | 37.283 | 116.553 | 0.4 | B | 156 | 2.80 | 0.90 | HSF | — | | — | | — | | 1.0 | HSF | — | | — | |

SGB HISTORICAL HYPOCENTER SUMMARY 1868-1978

| DATE (UTC) | ORIGIN TIME HR MN SEC | HYPOCENTER FLAG | RMS | NO | LATITUDE | LONGITUDE | ERH | Q | GAP | DEPTH | ERZ | REF | INTENSITY I | REF | MAGNITUDE MS | REF | ML | REF | MD | REF | mb | REF | OTH | REF |
|---|---|---|---|---|---|---|---|---|---|---|---|---|---|---|---|---|---|---|---|---|---|---|---|---|
| 1970 DEC 17 | 2:23:13.40 | SIZ | — | 5 | 37.295 | 116.555 | 0.5 | D | 183 | 3.00* | — | HSF | — | | — | | — | | 0.7 | HSF | — | | — | |
| 1970 17 | 13:27: 0.30 | SIZ | — | 7 | 37.287 | 116.550 | 0.5 | C | 170 | 3.00* | — | HSF | — | | — | | — | | 0.6 | HSF | — | | — | |
| 1970 17 | 16:20:44.00 | CSNL | — | 5 | 36.500 | 116.300 | — | | — | — | — | ISC | — | | — | | — | | — | | — | | — | |
| 1970 18 | 4: 1:25.00 | LM | — | — | 36.000 | 114.800 | — | A | — | 3.00* | — | BRP | — | | — | | 2.6 | PDX | — | | — | | 2.6 | KKG |
| 1970 18 | 8:21:30.60 | LM | — | — | 36.000 | 114.800 | — | A | — | 7.00* | — | BRP | — | | — | | 3.0 | PDX | — | | — | | — | |
| 1970 18 | 9:18:34.20 | LM | — | — | 35.990 | 114.788 | — | | — | 8.00* | — | GDY | 4 | BRP | 3.0 | BRP | 3.1 | PDX | — | | 3.7 | PDX | 3.7 | GDY |
| 1970 18 | 11: 0:52.60 | LM | — | — | 36.000 | 114.800 | — | A | — | 3.00* | — | BRP | — | | — | | 2.3 | PDX | — | | — | | 2.3 | KKG |
| 1970 18 | 12:35:30.70 | | — | 6 | 37.195 | 116.595 | 0.4 | B | 122 | 3.70 | 0.70 | HSF | — | | — | | — | | 0.3 | HSF | — | | — | |
| 1970 23 | 23:24:15.30 | | — | 12 | 37.483 | 116.607 | 0.9 | C | 279 | 11.80 | 1.00 | HSF | — | | — | | — | | 1.8 | HSF | — | | — | |
| 1970 25 | 11:27: 4.27 | | — | — | 36.117 | 117.599 | — | | — | 8.00* | — | GDY | — | | — | | 3.1 | PAS | — | | — | | 3.1 | GDY |
| 1970 28 | 6:47:40.15 | | — | — | 35.735 | 117.374 | — | C | — | 8.00* | — | PAS | — | | — | | 2.9 | PAS | — | | — | | — | |
| 1970 29 | 7:16: 3.20 | | — | 6 | 37.087 | 116.450 | 0.4 | D | 241 | 0.60* | — | HSF | — | | — | | — | | 0.9 | HSF | — | | — | |
| 1970 29 | 15:30:36.20 | SIZ | — | 8 | 37.317 | 116.545 | 0.7 | B | 219 | 3.70 | 0.40 | HSF | — | | — | | — | | 0.8 | HSF | — | | — | |
| 1970 30 | 5:57:49.60 | SIZ | — | 11 | 37.288 | 116.557 | 0.5 | A | 72 | 2.80 | 0.80 | HSF | — | | — | | — | | 2.0 | HSF | — | | — | |
| 1970 30 | 13: 4:48.80 | | — | — | 35.725 | 117.572 | — | | — | 8.00* | — | GDY | 5 | PDX | 3.7 | BRP | 4.4 | PAS | — | | 4.8 | PDX | 4.6 | PDX |
| 1970 30 | 16:25:42.74 | | — | — | 35.884 | 117.588 | — | C | — | 8.00* | — | PAS | — | | — | | 2.6 | PAS | — | | — | | — | |
| 1970 31 | 4:52: 8.40 | SIZ | — | 5 | 37.332 | 116.452 | 0.7 | D | 270 | 3.00* | — | HSF | — | | — | | — | | 0.6 | HSF | — | | — | |
| 1970 31 | 13:52:50.56 | | — | — | 35.783 | 117.583 | — | C | — | 8.00* | — | PAS | — | | — | | 3.2 | PAS | — | | — | | — | |
| 1971 JAN 1 | 6: 7:47.79 | | — | 10 | 37.276 | 117.941 | — | | — | 1.10 | — | PHM | — | | — | | — | | 1.3 | PHM | — | | — | |
| 1971 2 | 2:19:13.00 | | — | — | 35.737 | 117.535 | — | C | — | 8.00 | — | PAS | — | | — | | 2.8 | PAS | — | | — | | — | |
| 1971 2 | 2:37:50.30 | | — | — | 35.806 | 117.532 | — | C | — | 8.00 | — | PAS | — | | — | | 3.0 | PAS | — | | — | | — | |
| 1971 2 | 2:51:35.53 | | — | 6 | 37.348 | 117.934 | — | | — | 3.00* | — | PHM | — | | — | | — | | 0.9 | PHM | — | | — | |
| 1971 2 | 7:59: 8.00 | | — | — | 35.689 | 117.554 | — | A | — | 8.00 | — | PAS | — | | — | | 2.8 | PAS | — | | — | | — | |
| 1971 2 | 11:19:28.70 | | — | — | 35.867 | 117.506 | — | C | — | 8.00 | — | PAS | — | | — | | 3.0 | PAS | — | | — | | — | |
| 1971 4 | 5:37:56.40 | | — | — | 35.882 | 117.543 | — | C | — | 8.00 | — | PAS | — | | — | | 3.0 | PAS | — | | — | | — | |
| 1971 9 | 1:43:20.55 | | — | — | 35.865 | 117.557 | — | B | — | 8.00* | — | PAS | — | | — | | 2.9 | PAS | — | | — | | — | |
| 1971 9 | 16:52:46.67 | | — | — | 35.711 | 117.549 | — | B | — | 8.00* | — | PAS | — | | — | | 3.1 | PAS | — | | — | | — | |
| 1971 15 | 22:33:30.13 | | — | — | 35.875 | 117.461 | — | B | — | 8.00* | — | PAS | — | | — | | 3.2 | PAS | — | | — | | — | |
| 1971 21 | 3: 2:49.92 | | — | — | 35.777 | 117.579 | — | B | — | 8.00* | — | PAS | — | | — | | 2.7 | PAS | — | | — | | — | |
| 1971 21 | 5:38:20.98 | | — | — | 35.806 | 117.545 | — | C | — | 8.00* | — | PAS | — | | — | | 3.0 | PAS | — | | — | | — | |
| 1971 FEB 2 | 15:42: 3.51 | | — | — | 35.906 | 117.382 | — | B | — | 8.00* | — | PAS | — | | — | | 3.0 | PAS | — | | — | | — | |
| 1971 10 | 1:32:20.50 | | 0.18 | 5 | 38.397 | 117.859 | — | | — | — | — | RYN | — | | — | | 3.0 | RYN | — | | — | | — | |
| 1971 10 | 4:39:45.30 | | 0.15 | 5 | 38.354 | 117.841 | — | | — | — | — | RYN | — | | — | | 2.2 | RYN | — | | — | | — | |
| 1971 11 | 12:31:37.63 | | — | — | 36.640 | 117.170 | — | | — | 0.00* | — | KKG | — | | — | | — | | — | | — | | — | |
| 1971 12 | 17: 3:59.75 | | — | — | 37.158 | 114.838 | — | | — | 8.00* | — | GDY | — | | — | | — | | — | | — | | — | |
| 1971 13 | 1:36:21.22 | | — | — | 36.390 | 117.330 | — | | — | 0.00* | — | KKG | — | | — | | — | | — | | — | | — | |
| 1971 14 | 7:37:58.56 | SIZ | — | — | 37.280 | 116.550 | — | | — | 0.00* | — | KKG | — | | — | | 2.6 | RYN | — | | — | | — | |
| 1971 16 | 9:11:49.57 | | — | — | 36.530 | 116.220 | — | | — | 0.00* | — | KKG | — | | — | | — | | — | | — | | — | |
| 1971 20 | 10:48:49.20 | | — | — | 38.500 | 116.710 | — | | — | 8.00* | — | KKG | — | | — | | — | | — | | 4.2 | KKG | — | |
| 1971 22 | 13:57:15.13 | | — | — | 36.075 | 117.749 | — | | — | 8.00* | — | GDY | — | | — | | 3.1 | PAS | — | | — | | 3.1 | GDY |
| 1971 MAR 1 | 3:47:18.96 | | — | — | 37.330 | 117.640 | — | | — | 0.00* | — | KKG | — | | — | | — | | — | | — | | — | |
| 1971 1 | 5:56: 6.53 | | — | — | 37.810 | 117.880 | — | | — | 16.50 | — | KKG | — | | — | | — | | — | | — | | — | |
| 1971 1 | 6:16:58.56 | | — | — | 37.680 | 117.860 | — | | — | 10.00* | — | KKG | — | | — | | — | | — | | — | | — | |
| 1971 1 | 10:16:11.22 | | — | — | 37.830 | 117.910 | — | | — | 20.00 | — | KKG | — | | — | | — | | — | | — | | — | |
| 1971 3 | 3:27:44.30 | | — | — | 37.010 | 117.500 | — | | — | 10.80 | — | KKG | — | | — | | — | | — | | — | | — | |
| 1971 5 | 1:27:41.24 | | — | — | 37.390 | 115.420 | — | | — | 20.00* | — | KKG | — | | — | | — | | — | | — | | — | |
| 1971 8 | 13:24:23.77 | LM | — | — | 35.920 | 114.780 | — | | — | 0.00* | — | KKG | — | | — | | — | | — | | — | | — | |
| 1971 8 | 21: 4:52.27 | SIZ | — | — | 37.280 | 116.550 | — | | — | 5.00* | — | KKG | — | | — | | — | | — | | — | | — | |

| DATE (UTC) | ORIGIN TIME HR MN SEC | HYPOCENTER FLAG | RMS | NO | LATITUDE | LONGITUDE | ERH | Q | GAP | DEPTH | ERZ | REF | INTENSITY I | REF | MAGNITUDE MS | REF | ML | REF | MD | REF | mb | REF | OTH | REF |
|---|---|---|---|---|---|---|---|---|---|---|---|---|---|---|---|---|---|---|---|---|---|---|---|---|
| 1971 MAR 8 | 21:12:42.34 | SIZ | — | — | 37.280 | 116.590 | — | | — | 19.40 | — | KKG | — | | — | | — | | — | | — | | — | |
| 1971 9 | 17:41:48.85 | | — | — | 35.670 | 115.730 | — | | — | 0.00* | — | KKG | — | | — | | — | | — | | — | | — | |
| 1971 12 | 11:23:59.60 | | — | — | 37.310 | 117.740 | — | | — | 0.00* | — | KKG | — | | — | | — | | — | | — | | — | |
| 1971 13 | 23: 1:31.90 | | — | — | 37.160 | 117.350 | — | | — | 0.00* | — | KKG | — | | — | | — | | — | | — | | — | |
| 1971 16 | 18: 2:43.73 | SIZ | — | — | 37.250 | 116.420 | — | | — | 5.00* | — | KKG | — | | — | | — | | — | | — | | — | |
| 1971 17 | 9:27:34.70 | SIZ | — | — | 37.270 | 116.580 | — | | — | 1.00* | — | KKG | — | | — | | 3.1 | RYN | — | | — | | — | |
| 1971 21 | 13:55:27.99 | SIZ | — | — | 37.100 | 116.240 | — | | — | 4.50 | — | KKG | — | | — | | — | | — | | — | | — | |
| 1971 24 | 0:44:48.93 | | — | — | 36.380 | 117.330 | — | | — | 0.00* | — | KKG | — | | — | | — | | — | | — | | — | |
| 1971 25 | 10:17:16.10 | | — | — | 36.700 | 115.730 | — | | — | 0.00* | — | KKG | — | | — | | — | | — | | — | | — | |
| 1971 25 | 19:30:46.67 | | — | — | 35.810 | 117.570 | — | | — | 0.00* | — | KKG | — | | — | | — | | — | | — | | — | |
| 1971 26 | 16:45: 0.00 | SIZ | — | — | 37.000 | 116.000 | — | | — | 5.00* | — | KKG | — | | — | | — | | — | | — | | — | |
| 1971 27 | 17:32:37.02 | | — | — | 36.670 | 115.480 | — | | — | 0.00* | — | KKG | — | | — | | — | | — | | — | | — | |
| 1971 27 | 20:18:26.26 | | — | — | 35.910 | 117.240 | — | | — | 14.20 | — | KKG | — | | — | | — | | — | | — | | — | |
| 1971 29 | 13:22:36.01 | LM | — | — | 35.980 | 114.710 | — | | — | 6.20 | — | KKG | — | | — | | 2.1 | PDX | — | | — | | 2.1 | GDY |
| 1971 APR 2 | 0: 2:56.15 | | — | — | 35.960 | 117.030 | — | | — | 20.60 | — | KKG | — | | — | | — | | — | | — | | — | |
| 1971 2 | 3: 6: 3.81 | SIZ | — | — | 37.080 | 116.010 | — | | — | 0.00* | — | KKG | — | | — | | — | | — | | — | | — | |
| 1971 3 | 7:54:26.87 | | — | — | 36.200 | 117.810 | — | | — | 0.00* | — | KKG | — | | — | | — | | — | | — | | — | |
| 1971 6 | 18: 7:50.59 | SIZ | — | — | 37.150 | 116.550 | — | | — | 8.60 | — | KKG | — | | — | | — | | — | | — | | — | |
| 1971 9 | 19:25:21.95 | | — | — | 35.940 | 117.570 | — | | — | 0.00* | — | KKG | — | | — | | — | | — | | — | | — | |
| 1971 9 | 22:28:47.39 | | — | — | 37.480 | 115.400 | — | | — | 10.00* | — | KKG | — | | — | | — | | — | | — | | — | |
| 1971 14 | 20: 5: 8.41 | | — | — | 37.050 | 116.490 | — | | — | 0.00* | — | KKG | — | | — | | — | | — | | — | | — | |
| 1971 15 | 2:12:35.19 | | — | — | 35.910 | 115.010 | — | | — | 0.00* | — | KKG | — | | — | | — | | — | | — | | — | |
| 1971 20 | 8:28:34.75 | SIZ | — | — | 37.080 | 116.210 | — | | — | 20.00* | — | KKG | — | | — | | — | | — | | — | | — | |
| 1971 22 | 7: 3:40.80 | | — | 20 | 38.416 | 117.932 | — | | — | 15.00* | — | ISC | — | | — | | — | | — | | — | | — | |
| 1971 23 | 0:29: 1.00 | SIZ | — | — | 37.000 | 116.000 | — | | — | 5.00* | — | KKG | — | | — | | — | | — | | — | | — | |
| 1971 23 | 11:26:37.91 | SIZ | — | — | 37.080 | 115.950 | — | | — | 0.00* | — | KKG | — | | — | | — | | — | | — | | — | |
| 1971 24 | 5:32:20.00 | | 0.09 | 4 | 38.063 | 117.980 | — | | — | — | — | RYN | — | | — | | 1.9 | RYN | — | | — | | — | |
| 1971 25 | 9:58:34.06 | | — | — | 37.300 | 117.900 | — | | — | 9.00 | — | KKG | — | | — | | — | | — | | — | | — | |
| 1971 25 | 19:21:12.33 | SIZ | — | — | 37.220 | 116.600 | — | | — | 6.50 | — | KKG | — | | — | | — | | — | | — | | — | |
| 1971 27 | 20:55: 8.83 | | — | — | 37.100 | 117.440 | — | | — | 0.00* | — | KKG | — | | — | | — | | — | | — | | — | |
| 1971 29 | 19: 0: 0.00 | HE | — | 13 | 37.122 | 116.333 | — | | — | — | — | PDX | — | | — | | — | | — | | — | | — | |
| 1971 MAY 2 | 0:23:13.65 | | — | — | 35.920 | 115.510 | — | | — | 0.00* | — | KKG | — | | — | | — | | — | | — | | — | |
| 1971 4 | 1:10:22.39 | | — | — | 37.310 | 117.080 | — | | — | 0.00* | — | KKG | — | | — | | 2.9 | RYN | — | | — | | — | |
| 1971 4 | 1:14:25.22 | | — | — | 37.300 | 117.100 | — | | — | 0.00* | — | KKG | — | | — | | — | | — | | — | | — | |
| 1971 4 | 1:15:31.73 | | — | — | 37.310 | 117.140 | — | | — | 0.00* | — | KKG | — | | — | | — | | — | | — | | — | |
| 1971 6 | 6:12:55.83 | | — | — | 37.140 | 117.350 | — | | — | 0.00* | — | KKG | — | | — | | 2.3 | RYN | — | | — | | — | |
| 1971 6 | 22:32:39.35 | LM | — | — | 36.450 | 114.500 | — | | — | 5.00* | — | KKG | — | | — | | — | | — | | — | | — | |
| 1971 7 | 0:22:23.40 | | — | — | 37.170 | 117.390 | — | | — | 5.00* | — | KKG | — | | — | | 2.3 | RYN | — | | — | | — | |
| 1971 8 | 20:56:31.93 | | — | — | 36.440 | 115.660 | — | | — | 0.00* | — | KKG | — | | — | | — | | — | | — | | — | |
| 1971 9 | 8:29:29.08 | | — | — | 37.130 | 117.380 | — | | — | 0.00* | — | KKG | — | | — | | 2.8 | RYN | — | | — | | 3.0 | BRK |
| 1971 10 | 0: 4:58.94 | | — | — | 37.520 | 117.940 | — | | — | 13.80 | — | KKG | — | | — | | 2.3 | RYN | — | | — | | — | |
| 1971 10 | 2:47:21.17 | | — | — | 37.540 | 117.940 | — | | — | 13.10 | — | KKG | — | | — | | 2.2 | RYN | — | | — | | — | |
| 1971 10 | 8:44:28.46 | | — | — | 37.290 | 116.870 | — | | — | 5.00* | — | KKG | — | | — | | — | | — | | — | | — | |
| 1971 11 | 17:11:55.90 | | 0.02 | 4 | 37.581 | 117.963 | — | | — | — | — | RYN | — | | — | | 2.8 | RYN | — | | — | | — | |
| 1971 13 | 23:40:34.90 | | 0.23 | 5 | 37.177 | 116.750 | — | | — | — | — | RYN | — | | — | | 3.1 | RYN | — | | — | | — | |
| 1971 22 | 15:44:31.26 | | — | — | 37.260 | 117.610 | — | | — | 0.00* | — | KKG | — | | — | | 2.2 | RYN | — | | — | | — | |
| 1971 23 | 18:46:17.50 | | — | — | 35.967 | 117.753 | — | B | — | 8.00* | — | PAS | — | | — | | 2.4 | PAS | — | | — | | — | |
| 1971 23 | 19:13:26.88 | | — | — | 38.480 | 116.810 | — | | — | 0.00* | — | KKG | — | | — | | — | | — | | — | | — | |

SGB HISTORICAL HYPOCENTER SUMMARY 1868-1978

| DATE (UTC) | ORIGIN TIME HR MN SEC | HYPOCENTER FLAG | RMS | NO | LATITUDE | LONGITUDE | ERH | Q | GAP | DEPTH | ERZ | REF | INTENSITY I | REF | MAGNITUDE MS | REF | ML | REF | MD | REF | mb | REF | OTH | REF |
|---|---|---|---|---|---|---|---|---|---|---|---|---|---|---|---|---|---|---|---|---|---|---|---|---|
| 1971 MAY 23 | 19:49:34.03 | | — | — | 36.510 | 116.790 | — | | — | 0.00* | — | KKG | — | | — | | — | | — | | — | | — | |
| 1971 24 | 4:10:31.15 | | — | — | 36.680 | 117.640 | — | | — | 5.00* | — | KKG | — | | — | | 2.6 | PAS | — | | — | | 2.6 | GDY |
| 1971 24 | 5:20:30.59 | | — | — | 36.130 | 117.868 | — | C | — | 8.00* | — | PAS | — | | — | | 2.9 | PAS | — | | — | | — | |
| 1971 JUN 5 | 1:14: 4.60 | | 0.06 | 4 | 38.478 | 117.847 | — | | — | — | — | RYN | — | | — | | 2.0 | RYN | — | | — | | — | |
| 1971 10 | 0:17:25.57 | | — | — | 35.660 | 116.630 | — | | — | 10.00* | — | KKG | — | | — | | — | | — | | — | | — | |
| 1971 11 | 7:18:31.30 | | — | — | 37.270 | 117.900 | — | | — | 10.00* | — | KKG | — | | — | | — | | — | | — | | — | |
| 1971 19 | 7:54:58.98 | | — | — | 36.620 | 115.980 | — | | — | 8.30 | — | KKG | — | | — | | — | | — | | — | | — | |
| 1971 23 | 15:29: 0.09 | SIZ | — | — | 37.090 | 116.000 | — | | — | 0.00* | — | KKG | — | | — | | — | | — | | — | | — | |
| 1971 24 | 10:30:13.00 | | — | 8 | 37.100 | 117.900 | — | | — | — | — | BRK | — | | — | | 3.2 | BRK | — | | — | | — | |
| 1971 24 | 14:45:24.98 | | — | — | 35.975 | 117.932 | — | B | — | 1.00* | — | PAS | — | | — | | 2.3 | PAS | — | | — | | — | |
| 1971 26 | 5:19: 0.30 | | — | — | 35.870 | 116.720 | — | | — | 8.00* | — | KKG | — | | — | | 3.3 | PAS | — | | — | | 3.3 | GDY |
| 1971 28 | 19: 0:45.39 | | — | — | 36.760 | 116.280 | — | | — | 5.40 | — | KKG | — | | — | | — | | — | | — | | — | |
| 1971 30 | 11:16:30.90 | | — | — | 37.340 | 116.070 | — | | — | 0.00* | — | KKG | — | | — | | — | | — | | — | | — | |
| 1971 JUL 6 | 6: 5:35.78 | SIZ | — | — | 37.280 | 116.550 | — | | — | 0.00* | — | KKG | — | | — | | — | | — | | — | | — | |
| 1971 6 | 7:23:32.25 | SIZ | — | — | 37.300 | 116.560 | — | | — | 0.00* | — | KKG | — | | — | | — | | — | | — | | — | |
| 1971 6 | 19:22:40.12 | | — | — | 37.510 | 116.530 | — | | — | 15.00* | — | KKG | 4 | BRP | 3.0 | BRP | 3.3 | RYN | — | | 3.6 | KKG | 3.6 | GDY |
| 1971 7 | 4: 8:10.62 | SIZ | — | — | 36.730 | 116.040 | — | | — | 6.20 | — | KKG | — | | — | | — | | — | | — | | — | |
| 1971 7 | 9:44:35.27 | | — | — | 37.780 | 116.190 | — | | — | 38.70 | — | KKG | — | | — | | 2.5 | RYN | — | | — | | — | |
| 1971 9 | 14: 0: 2.40 | SIZ | — | 4 | 37.037 | 116.143 | — | | — | 15.00* | — | ISC | — | | — | | — | | — | | — | | — | |
| 1971 14 | 22:29:39.43 | SIZ | — | — | 37.210 | 116.200 | — | | — | 9.00 | — | KKG | — | | — | | — | | — | | — | | — | |
| 1971 14 | 23:27:44.22 | | — | — | 35.820 | 115.320 | — | | — | 10.00* | — | KKG | — | | — | | — | | — | | — | | — | |
| 1971 17 | 20: 2: 8.63 | | — | — | 37.120 | 115.830 | — | | — | 12.90 | — | KKG | — | | — | | — | | — | | — | | — | |
| 1971 21 | 19:36:10.80 | | 0.25 | 6 | 38.417 | 117.841 | — | | — | — | — | RYN | — | | — | | 2.1 | RYN | — | | — | | — | |
| 1971 24 | 8: 9:45.10 | | 0.39 | 5 | 35.610 | 117.993 | — | | — | — | — | RYN | — | | — | | — | | — | | — | | — | |
| 1971 24 | 14:55:30.50 | | — | — | 35.919 | 117.280 | — | | — | 8.00* | — | GDY | — | | — | | 2.9 | PAS | — | | — | | 2.9 | GDY |
| 1971 25 | 23:47:59.29 | | — | — | 36.960 | 117.760 | — | | — | 7.50 | — | KKG | — | | — | | — | | — | | — | | — | |
| 1971 27 | 2:11:52.28 | SIZ | — | — | 36.840 | 115.920 | — | | — | 10.00* | — | KKG | — | | — | | — | | — | | — | | — | |
| 1971 28 | 11:14:59.15 | | — | — | 37.690 | 116.000 | — | | — | 10.00* | — | KKG | — | | — | | 2.0 | RYN | — | | — | | — | |
| 1971 29 | 5:19:29.20 | | — | — | 36.740 | 116.260 | — | | — | 0.00* | — | KKG | — | | — | | — | | — | | — | | — | |
| 1971 29 | 5:40: 9.50 | | — | — | 35.710 | 116.490 | — | | — | 15.40 | — | KKG | — | | — | | 3.2 | PAS | — | | — | | 2.8 | GDY |
| 1971 31 | 0:15:10.59 | | — | — | 37.430 | 115.090 | — | | — | 0.00* | — | KKG | — | | — | | — | | — | | — | | — | |
| 1971 AUG 5 | 17:58:17.66 | SIZ | 0.18 | 20 | 36.916 | 115.990 | 0.8 | B | 92 | 4.60 | 2.80 | FPH | 4 | KKG | 4.0 | BRP | 4.8 | RYN | 3.5 | FPH | 4.3 | KKG | 4.5 | KKG |
| 1971 5 | 18:13:25.62 | SIZ | — | — | 36.910 | 115.990 | — | | — | 0.00* | — | KKG | — | | — | | — | | — | | — | | — | |
| 1971 5 | 18:18:11.18 | SIZ | 0.09 | 8 | 36.886 | 116.000 | 0.8 | C | 173 | 6.10 | 4.00 | FPH | — | | — | | — | | 2.6 | FPH | — | | — | |
| 1971 5 | 18:41:40.41 | SIZ | 0.09 | 7 | 36.915 | 115.984 | 7.2 | D | 282 | 6.80 | 6.80 | FPH | — | | — | | — | | 1.3 | FPH | — | | — | |
| 1971 5 | 18:43: 9.14 | SIZ | — | — | 36.910 | 115.980 | — | | — | 2.90 | — | KKG | — | | — | | — | | — | | — | | — | |
| 1971 5 | 18:44: 5.09 | SIZ | — | — | 36.930 | 115.980 | — | | — | 5.00 | — | KKG | — | | — | | — | | — | | — | | — | |
| 1971 5 | 18:53:13.09 | SIZ | — | — | 36.910 | 115.980 | — | | — | 0.00* | — | KKG | — | | — | | — | | — | | — | | — | |
| 1971 5 | 18:55:35.91 | SIZ | — | — | 36.890 | 115.980 | — | | — | 6.00 | — | KKG | — | | — | | — | | — | | — | | — | |
| 1971 5 | 19: 8:13.00 | SIZ | — | — | 36.910 | 115.960 | — | | — | 4.30 | — | KKG | — | | — | | — | | — | | — | | — | |
| 1971 5 | 19:15: 4.35 | SIZ | — | — | 36.920 | 115.980 | — | | — | 10.00 | — | KKG | — | | — | | — | | — | | — | | — | |
| 1971 5 | 19:16:12.91 | SIZ | 0.06 | 5 | 36.901 | 115.992 | 1.3 | C | 174 | 9.70 | 1.50 | FPH | — | | — | | — | | 1.7 | FPH | — | | — | |
| 1971 5 | 19:17:29.40 | SIZ | — | — | 36.910 | 115.960 | — | | — | 0.00* | — | KKG | — | | — | | — | | — | | — | | — | |
| 1971 5 | 19:24: 9.88 | SIZ | — | — | 36.910 | 115.990 | — | | — | 5.90 | — | KKG | — | | — | | — | | — | | — | | — | |
| 1971 5 | 19:36:29.34 | SIZ | — | — | 36.910 | 115.960 | — | | — | 2.70 | — | KKG | — | | — | | — | | — | | — | | — | |
| 1971 5 | 20: 2:15.67 | SIZ | 0.13 | 10 | 36.894 | 116.010 | 0.9 | B | 114 | 10.00 | 1.40 | FPH | — | | — | | — | | 2.2 | FPH | — | | — | |
| 1971 5 | 20: 8: 2.48 | SIZ | — | — | 36.920 | 116.010 | — | | — | 0.00* | — | KKG | — | | — | | — | | — | | — | | — | |
| 1971 5 | 20:46:36.89 | SIZ | 0.16 | 10 | 36.897 | 116.010 | 1.1 | | 114 | 7.70 | 2.20 | FPH | 4 | BRP | 3.0 | BRP | — | | 3.0 | FPH | 3.9 | KKG | — | |

| DATE (UTC) | ORIGIN TIME HR MN SEC | HYPOCENTER FLAG | RMS | NO | LATITUDE | LONGITUDE | ERH | Q | GAP | DEPTH | ERZ | REF | INTENSITY I | REF | MAGNITUDE MS | REF | ML | REF | MD | REF | mb | REF | OTH | REF |
|---|---|---|---|---|---|---|---|---|---|---|---|---|---|---|---|---|---|---|---|---|---|---|---|---|
| 1971 AUG 5 | 20:47:38.03 | | — | — | 38.030 | 115.990 | — | | — | 0.00* | — | KKG | — | | — | | — | | — | | — | | — | |
| 1971 5 | 20:56:16.38 | SIZ | — | — | 36.900 | 115.980 | — | | — | 6.20 | — | KKG | — | | — | | — | | — | | — | | — | |
| 1971 5 | 21:41:36.09 | SIZ | — | — | 36.910 | 115.970 | — | | — | -0.10 | — | KKG | — | | — | | — | | — | | — | | — | |
| 1971 5 | 22:20: 2.91 | SIZ | 0.49 | 13 | 36.893 | 115.938 | 2.5 | C | 81 | 9.00 | 3.90 | FPH | — | | — | | — | | 3.1 | FPH | — | | — | |
| 1971 5 | 22:41:41.59 | SIZ | 0.09 | 9 | 36.889 | 115.986 | 0.7 | B | 119 | 10.40 | 1.40 | FPH | — | | — | | — | | 2.8 | FPH | — | | — | |
| 1971 5 | 22:43:40.99 | SIZ | 0.13 | 10 | 36.890 | 116.006 | 0.9 | B | 115 | 10.00 | 1.70 | FPH | — | | — | | 3.3 | RYN | 2.9 | FPH | — | | — | |
| 1971 5 | 22:56:16.85 | SIZ | — | — | 36.900 | 115.990 | — | | — | 0.00* | — | KKG | — | | — | | — | | — | | — | | — | |
| 1971 5 | 23: 6:34.60 | SIZ | 0.11 | 8 | 36.909 | 116.009 | 1.2 | C | 163 | 8.50 | 1.40 | FPH | — | | — | | — | | 1.5 | FPH | — | | — | |
| 1971 6 | 0: 1:19.17 | SIZ | — | — | 36.910 | 116.020 | — | | — | 6.40 | — | KKG | — | | — | | — | | — | | — | | — | |
| 1971 6 | 0: 6:53.61 | SIZ | 0.04 | 5 | 36.909 | 116.009 | 1.4 | C | 216 | 10.40 | 1.10 | FPH | — | | — | | — | | 1.8 | FPH | — | | — | |
| 1971 6 | 0:11:42.09 | SIZ | — | — | 36.890 | 115.970 | — | | — | 5.20 | — | KKG | — | | — | | — | | — | | — | | — | |
| 1971 6 | 0:27:47.09 | SIZ | 0.10 | 5 | 36.909 | 116.000 | 28.6 | D | 286 | 7.10 | 23.40 | FPH | — | | — | | — | | 1.9 | FPH | — | | — | |
| 1971 6 | 0:31:33.74 | SIZ | — | — | 36.900 | 115.990 | — | | — | 6.80 | — | KKG | — | | — | | — | | — | | — | | — | |
| 1971 6 | 0:55:49.47 | SIZ | 0.12 | 8 | 36.879 | 116.000 | 2.0 | C | 229 | 10.40 | 1.70 | FPH | — | | — | | — | | 1.8 | FPH | — | | — | |
| 1971 6 | 0:56:50.21 | SIZ | — | — | 36.890 | 115.980 | — | | — | 6.60 | — | KKG | — | | — | | — | | — | | — | | — | |
| 1971 6 | 0:58:17.70 | SIZ | 0.03 | 4 | 36.919 | 115.997 | 0.4 | C | 275 | 7.80 | — | FPH | — | | — | | — | | 1.3 | FPH | — | | — | |
| 1971 6 | 1:31:26.03 | SIZ | — | — | 36.900 | 116.030 | — | | — | 6.70 | — | KKG | — | | — | | — | | — | | — | | — | |
| 1971 6 | 1:42:50.06 | SIZ | — | — | 36.880 | 115.990 | — | | — | 6.20 | — | KKG | — | | — | | — | | — | | — | | — | |
| 1971 6 | 1:47: 3.80 | SIZ | 0.09 | 7 | 36.888 | 116.004 | 2.0 | C | 224 | 9.20 | 1.50 | FPH | — | | — | | — | | 1.7 | FPH | — | | — | |
| 1971 6 | 2:11:51.81 | SIZ | — | — | 36.870 | 115.980 | — | | — | 5.80 | — | KKG | — | | — | | — | | — | | — | | — | |
| 1971 6 | 2:41:46.56 | SIZ | — | — | 36.890 | 115.980 | — | | — | 4.50 | — | KKG | — | | — | | — | | — | | — | | — | |
| 1971 6 | 2:44:23.91 | SIZ | 0.07 | 8 | 36.875 | 115.998 | 1.5 | C | 234 | 10.30 | 1.30 | FPH | — | | — | | — | | 2.1 | FPH | — | | — | |
| 1971 6 | 3:15: 4.09 | SIZ | 0.05 | 5 | 36.866 | 115.959 | 2.6 | D | 248 | 10.70 | 2.00 | FPH | — | | — | | — | | 1.5 | FPH | — | | — | |
| 1971 6 | 5:41:50.51 | SIZ | — | — | 36.880 | 115.940 | — | | — | 0.00* | — | KKG | — | | — | | — | | — | | — | | — | |
| 1971 6 | 6:19:31.12 | SIZ | — | — | 36.900 | 115.970 | — | | — | 10.00 | — | KKG | — | | — | | — | | — | | — | | — | |
| 1971 6 | 6:28:26.48 | SIZ | — | — | 36.880 | 115.940 | — | | — | 3.00 | — | KKG | — | | — | | — | | — | | — | | — | |
| 1971 6 | 6:33:52.36 | SIZ | — | — | 36.880 | 115.970 | — | | — | 4.40 | — | KKG | — | | — | | — | | — | | — | | — | |
| 1971 6 | 7:50:12.23 | SIZ | — | — | 36.890 | 115.960 | — | | — | 1.10 | — | KKG | — | | — | | — | | — | | — | | — | |
| 1971 6 | 8:39: 0.51 | SIZ | — | — | 36.890 | 115.960 | — | | — | 6.80 | — | KKG | — | | — | | — | | — | | — | | — | |
| 1971 6 | 9: 8:12.72 | SIZ | — | — | 36.890 | 115.980 | — | | — | 8.00 | — | KKG | — | | — | | — | | — | | — | | — | |
| 1971 6 | 10: 6:42.35 | SIZ | — | — | 36.900 | 115.970 | — | | — | 8.00 | — | KKG | — | | — | | — | | — | | — | | — | |
| 1971 6 | 11: 6:46.89 | SIZ | — | — | 36.890 | 115.920 | — | | — | 0.00* | — | KKG | — | | — | | — | | — | | — | | — | |
| 1971 6 | 21:11:27.60 | SIZ | — | — | 36.900 | 115.980 | — | | — | 0.10 | — | KKG | — | | — | | — | | — | | — | | — | |
| 1971 6 | 22:38:35.06 | SIZ | — | — | 36.890 | 115.950 | — | | — | 0.00* | — | KKG | — | | — | | — | | — | | — | | — | |
| 1971 7 | 1:26:36.82 | SIZ | — | — | 36.880 | 115.950 | — | | — | 0.00* | — | KKG | — | | — | | — | | — | | — | | — | |
| 1971 7 | 2:21:12.73 | SIZ | — | — | 36.890 | 115.980 | — | | — | 10.00* | — | KKG | — | | — | | — | | — | | — | | — | |
| 1971 7 | 15:36: 1.67 | SIZ | — | — | 36.890 | 115.960 | — | | — | 10.00* | — | KKG | — | | — | | — | | — | | — | | — | |
| 1971 8 | 2:32: 6.55 | SIZ | 0.02 | 5 | 36.898 | 116.041 | 0.4 | | 164 | 9.40 | 0.50 | FPH | 4 | BRP | 3.0 | BRP | 3.2 | RYN | 2.5 | FPH | 3.7 | KKG | 3.7 | GDY |
| 1971 9 | 1:52:17.01 | SIZ | — | — | 36.900 | 115.940 | — | | — | 0.00* | — | KKG | — | | — | | 3.6 | RYN | — | | — | | — | |
| 1971 10 | 0: 2:25.58 | | — | — | 37.430 | 116.000 | — | | — | 6.30 | — | KKG | — | | — | | — | | — | | — | | — | |
| 1971 10 | 6:21:39.02 | SIZ | — | — | 36.890 | 115.850 | — | | — | 0.00* | — | KKG | — | | — | | — | | — | | — | | — | |
| 1971 10 | 8:16:50.75 | SIZ | — | — | 36.890 | 115.870 | — | | — | 0.00* | — | KKG | — | | — | | — | | — | | — | | — | |
| 1971 11 | 11:35:47.17 | SIZ | — | — | 36.880 | 115.960 | — | | — | 0.00* | — | KKG | — | | — | | — | | — | | — | | — | |
| 1971 11 | 14:20:52.71 | SIZ | — | — | 36.890 | 115.970 | — | | — | 0.00* | — | KKG | — | | — | | — | | — | | — | | — | |
| 1971 12 | 0:36: 8.42 | SIZ | — | — | 36.910 | 115.990 | — | | — | 5.20 | — | KKG | — | | — | | — | | — | | — | | — | |
| 1971 12 | 19:53: 6.65 | SIZ | — | — | 36.890 | 115.970 | — | | — | 9.60 | — | KKG | — | | — | | — | | — | | — | | — | |
| 1971 15 | 7:51:41.71 | SIZ | — | — | 36.900 | 115.990 | — | | — | 6.30 | — | KKG | — | | — | | — | | — | | — | | — | |
| 1971 15 | 17: 0:40.99 | SIZ | — | — | 36.910 | 115.990 | — | | — | 10.00 | — | KKG | — | | — | | — | | — | | — | | — | |

| DATE (UTC) | ORIGIN TIME HR MN SEC | HYPOCENTER FLAG | RMS | NO | LATITUDE | LONGITUDE | ERH | Q | GAP | DEPTH | ERZ | REF | INTENSITY I | REF | MAGNITUDE MS | REF | ML | REF | MD | REF | mb | REF | OTH | REF |
|---|---|---|---|---|---|---|---|---|---|---|---|---|---|---|---|---|---|---|---|---|---|---|---|---|
| 1971 AUG 15 | 17:43:23.56 | SIZ | — | — | 36.870 | 115.930 | — | | — | 0.00* | — | KKG | — | | — | | — | | — | | — | | — | |
| 1971 16 | 4: 1:15.92 | | — | — | 37.360 | 114.680 | — | | — | 20.00* | — | KKG | — | | — | | — | | — | | — | | — | |
| 1971 16 | 10:41:52.52 | SIZ | — | — | 36.910 | 115.980 | — | | — | 3.60 | — | KKG | — | | — | | — | | — | | — | | — | |
| 1971 18 | 14:38: 8.85 | | — | — | 36.730 | 116.080 | — | | — | 10.40 | — | KKG | — | | — | | — | | — | | — | | — | |
| 1971 18 | 15:46:56.46 | SIZ | — | — | 36.900 | 115.970 | — | | — | 9.90 | — | KKG | — | | — | | — | | — | | — | | — | |
| 1971 18 | 22:30:38.37 | | — | — | 37.980 | 116.360 | — | | — | 10.00* | — | KKG | — | | — | | 2.6 | RYN | — | | — | | — | |
| 1971 21 | 20:27: 6.26 | SIZ | — | — | 36.780 | 115.900 | — | | — | 0.00* | — | KKG | — | | — | | — | | — | | — | | — | |
| 1971 22 | 6:23:47.08 | SIZ | — | — | 36.910 | 115.940 | — | | — | 0.00* | — | KKG | — | | — | | 2.3 | RYN | — | | — | | — | |
| 1971 25 | 2:23:46.30 | | 0.51 | 4 | 36.816 | 116.242 | — | | — | — | — | RYN | — | | — | | 2.5 | RYN | — | | — | | — | |
| 1971 28 | 17:49:56.90 | | 0.37 | 6 | 38.296 | 116.000 | — | | — | — | — | RYN | — | | — | | 3.9 | RYN | — | | — | | 3.4 | GDY |
| 1971 28 | 18:16: 0.12 | | — | — | 38.210 | 115.840 | — | | — | 8.90 | — | KKG | — | | — | | — | | — | | — | | — | |
| 1971 29 | 11:31:15.11 | | — | — | 36.970 | 117.430 | — | | — | 0.00* | — | KKG | — | | — | | — | | — | | — | | — | |
| 1971 31 | 3: 9:26.30 | | 0.39 | 7 | 38.464 | 117.872 | — | | — | — | — | RYN | — | | — | | 2.7 | RYN | — | | — | | — | |
| 1971 31 | 5:57:25.70 | | 0.27 | 6 | 38.491 | 117.928 | — | | — | — | — | RYN | — | | — | | 2.6 | RYN | — | | — | | — | |
| 1971 31 | 6:52:38.20 | | 0.20 | 5 | 38.482 | 117.905 | — | | — | — | — | RYN | — | | — | | 2.3 | RYN | — | | — | | — | |
| 1971 31 | 7:11:20.70 | | 0.24 | 5 | 38.473 | 117.890 | — | | — | — | — | RYN | — | | — | | 3.1 | RYN | — | | — | | — | |
| 1971 31 | 7:14:53.10 | | 0.11 | 4 | 38.495 | 117.906 | — | | — | — | — | RYN | — | | — | | 2.2 | RYN | — | | — | | — | |
| 1971 31 | 7:24:20.20 | SIZ | — | — | 36.870 | 115.940 | — | | — | 0.00* | — | KKG | — | | — | | — | | — | | — | | — | |
| 1971 31 | 17:25:49.60 | | — | — | 36.740 | 117.580 | — | | — | 0.00* | — | KKG | — | | — | | — | | — | | — | | — | |
| 1971 SEP 4 | 13:44:28.15 | SIZ | — | — | 36.900 | 115.970 | — | | — | 3.90 | — | KKG | — | | — | | — | | — | | — | | — | |
| 1971 4 | 14:28: 1.53 | SIZ | — | — | 36.900 | 115.970 | — | | — | 1.60 | — | KKG | — | | — | | — | | — | | — | | — | |
| 1971 5 | 3:50:38.36 | | — | — | 36.520 | 116.940 | — | | — | 16.70 | — | KKG | — | | — | | — | | — | | — | | — | |
| 1971 5 | 20:30:16.26 | | — | — | 37.300 | 117.350 | — | | — | 20.00* | — | KKG | — | | — | | — | | — | | — | | — | |
| 1971 7 | 8:53:11.58 | SIZ | — | — | 37.060 | 116.190 | — | | — | 3.30 | — | KKG | — | | — | | — | | — | | — | | — | |
| 1971 10 | 1: 8:20.70 | | 1.62 | 5 | 38.425 | 116.468 | — | | — | — | — | RYN | — | | — | | 2.6 | RYN | — | | — | | — | |
| 1971 10 | 6:34:20.19 | SIZ | — | — | 36.900 | 115.980 | — | | — | 8.10 | — | KKG | — | | — | | — | | — | | — | | — | |
| 1971 10 | 11:22:24.12 | SIZ | — | — | 37.020 | 116.010 | — | | — | 0.00* | — | KKG | — | | — | | — | | — | | — | | — | |
| 1971 10 | 13:39:20.84 | SIZ | — | — | 37.020 | 116.020 | — | | — | 0.00* | — | KKG | — | | — | | — | | — | | — | | — | |
| 1971 11 | 23:23:28.60 | | 0.06 | 4 | 38.262 | 117.833 | — | | — | — | — | RYN | — | | — | | 2.3 | RYN | — | | — | | — | |
| 1971 13 | 1:15:46.89 | | — | — | 36.620 | 117.120 | — | | — | 13.90 | — | KKG | — | | — | | — | | — | | — | | — | |
| 1971 13 | 1:24:32.16 | | — | — | 36.620 | 117.130 | — | | — | 10.00* | — | KKG | — | | — | | — | | — | | — | | — | |
| 1971 13 | 1:42:46.48 | | — | — | 36.630 | 117.130 | — | | — | 12.40 | — | KKG | — | | — | | — | | — | | — | | — | |
| 1971 19 | 15:39:38.59 | | — | — | 36.790 | 115.730 | — | | — | 0.00* | — | KKG | — | | — | | — | | — | | — | | — | |
| 1971 22 | 10:29:50.00 | | — | — | 36.500 | 116.500 | — | | — | 5.00* | — | KKG | — | | — | | — | | — | | — | | — | |
| 1971 22 | 10:39:53.31 | | — | — | 35.616 | 117.872 | — | | — | 8.00* | — | GDY | — | | — | | 3.1 | PAS | — | | — | | 3.1 | GDY |
| 1971 22 | 13:59:59.10 | SIZ | 1.76 | 6 | 36.965 | 115.921 | — | | — | — | — | RYN | — | | — | | 3.9 | RYN | — | | — | | — | |
| 1971 22 | 14:46:40.30 | | — | — | 37.300 | 117.340 | — | | — | 0.00* | — | KKG | — | | — | | — | | — | | — | | — | |
| 1971 23 | 11:12:53.66 | SIZ | — | — | 36.880 | 115.940 | — | | — | 3.90 | — | KKG | — | | — | | — | | — | | — | | — | |
| 1971 26 | 3:32:43.77 | SIZ | — | — | 37.340 | 116.570 | — | | — | 0.00* | — | KKG | — | | — | | — | | — | | — | | — | |
| 1971 OCT 6 | 22:23:34.11 | SIZ | — | — | 36.910 | 115.950 | — | | — | 0.00* | — | KKG | — | | — | | — | | — | | — | | — | |
| 1971 7 | 5:51:20.17 | SIZ | — | — | 36.900 | 115.960 | — | | — | 6.10 | — | KKG | — | | — | | — | | — | | — | | — | |
| 1971 7 | 9:27:58.17 | SIZ | — | — | 36.880 | 116.010 | — | | — | 0.00* | — | KKG | 4 | BRP | 3.0 | BRP | 3.3 | RYN | — | | 3.9 | KKG | 3.9 | GDY |
| 1971 7 | 9:55:22.31 | SIZ | — | — | 36.890 | 115.960 | — | | — | 9.30 | — | KKG | — | | — | | — | | — | | — | | — | |
| 1971 7 | 16:21:31.71 | SIZ | — | — | 36.890 | 116.020 | — | | — | 0.00* | — | KKG | — | | — | | — | | — | | — | | — | |
| 1971 7 | 21:28:49.84 | SIZ | — | — | 36.890 | 116.020 | — | | — | 0.00* | — | KKG | — | | — | | — | | — | | — | | — | |
| 1971 10 | 9:27:25.03 | SIZ | — | — | 37.200 | 116.290 | — | | — | 1.00 | — | KKG | — | | — | | — | | — | | — | | — | |
| 1971 12 | 11: 2: 1.60 | SIZ | — | — | 36.870 | 115.970 | — | | — | 0.00* | — | KKG | — | | — | | — | | — | | — | | — | |
| 1971 14 | 14:30: 1.02 | SIZ | — | — | 37.146 | 116.031 | — | | — | 8.00* | — | GDY | 5 | BRP | 4.0 | BRP | — | | — | | 4.4 | PDX | 4.4 | GDY |

| DATE (UTC) | ORIGIN TIME HR MN SEC | HYPOCENTER FLAG | RMS | NO | LATITUDE | LONGITUDE | ERH | Q | GAP | DEPTH | ERZ | REF | INTENSITY I | REF | MAGNITUDE MS | REF | ML | REF | MD | REF | mb | REF | OTH | REF |
|---|---|---|---|---|---|---|---|---|---|---|---|---|---|---|---|---|---|---|---|---|---|---|---|---|
| 1971 OCT 17 | 3:41:45.23 | SIZ | — | — | 36.910 | 115.980 | — | | — | 0.00* | — | KKG | — | | — | | — | | — | | — | | — | |
| 1971 19 | 21:20:12.60 | | — | — | 37.450 | 117.860 | — | | — | 17.50 | — | KKG | — | | — | | — | | — | | — | | — | |
| 1971 22 | 7:31:19.79 | SIZ | — | — | 36.880 | 115.960 | — | | — | 0.00* | — | KKG | — | | — | | — | | — | | — | | — | |
| 1971 23 | 16:13:49.21 | | — | — | 36.960 | 117.020 | — | | — | 10.00* | — | KKG | — | | — | | — | | — | | — | | — | |
| 1971 23 | 20: 0:53.63 | | — | — | 37.130 | 117.290 | — | | — | 10.00* | — | KKG | — | | — | | 2.2 | RYN | — | | — | | — | |
| 1971 28 | 2:17: 8.69 | | — | — | 36.960 | 117.520 | — | | — | 10.00* | — | KKG | — | | — | | — | | — | | — | | — | |
| 1971 28 | 23:57:58.20 | | 0.07 | 5 | 37.514 | 117.915 | — | | — | — | — | RYN | — | | — | | — | | — | | — | | — | |
| 1971 30 | 5:42:57.60 | | 0.29 | 5 | 38.452 | 117.855 | — | | — | — | — | RYN | — | | — | | 2.8 | RYN | — | | — | | — | |
| 1971 30 | 17:11:22.72 | SIZ | — | — | 36.890 | 115.970 | — | | — | 5.00* | — | KKG | — | | — | | — | | — | | — | | — | |
| 1971 NOV 1 | 10: 8:31.90 | | — | — | 36.590 | 115.190 | — | | — | 10.00* | — | KKG | — | | — | | — | | — | | — | | — | |
| 1971 1 | 17:28:43.92 | SIZ | — | — | 38.890 | 115.950 | — | | — | 1.50 | — | KKG | — | | — | | — | | — | | — | | — | |
| 1971 9 | 13:42:47.04 | | — | — | 36.062 | 117.717 | — | A | — | 8.00* | — | PAS | — | | — | | 2.5 | PAS | — | | — | | — | |
| 1971 16 | 23:31:29.91 | SIZ | — | — | 36.890 | 116.000 | — | | — | 5.30 | — | KKG | — | | — | | — | | — | | — | | — | |
| 1971 17 | 4:23:31.18 | SIZ | — | — | 36.900 | 116.010 | — | | — | 10.00* | — | KKG | — | | — | | — | | — | | — | | — | |
| 1971 17 | 5:29: 9.30 | SIZ | — | — | 36.880 | 116.000 | — | | — | 0.00* | — | KKG | — | | — | | — | | — | | — | | — | |
| 1971 17 | 12:50:49.45 | | — | — | 37.200 | 114.600 | — | | — | 10.00* | — | KKG | — | | — | | — | | — | | — | | — | |
| 1971 18 | 12:53: 2.97 | | — | — | 37.300 | 115.250 | — | | — | 10.00* | — | KKG | — | | — | | — | | — | | — | | — | |
| 1971 22 | 10:50:31.54 | | — | — | 37.320 | 115.290 | — | | — | 18.20 | — | KKG | — | | — | | — | | — | | — | | — | |
| 1971 22 | 14: 3:33.79 | | — | — | 37.720 | 114.930 | — | | — | 13.10 | — | KKG | — | | — | | — | | — | | — | | — | |
| 1971 23 | 0:44:50.01 | SIZ | — | — | 36.870 | 115.990 | — | | — | 5.00* | — | KKG | — | | — | | — | | — | | — | | — | |
| 1971 24 | 9:57:54.80 | | 0.98 | 4 | 38.500 | 117.869 | — | | — | — | — | RYN | — | | — | | 1.6 | RYN | — | | — | | — | |
| 1971 24 | 20:15:20.00 | | — | — | 35.867 | 117.133 | — | D | — | 16.00* | — | PAS | — | | — | | 3.8 | PAS | — | | — | | — | |
| 1971 25 | 16:24:40.03 | | — | — | 37.190 | 116.690 | — | | — | 10.70 | — | KKG | — | | — | | — | | — | | — | | — | |
| 1971 25 | 18:27:25.00 | | 0.70 | 7 | 37.795 | 114.950 | — | | — | — | — | RYN | — | | — | | 3.7 | RYN | — | | — | | — | |
| 1971 28 | 6: 0: 6.58 | | — | — | 37.170 | 116.670 | — | | — | 0.00* | — | KKG | — | | — | | — | | — | | — | | — | |
| 1971 30 | 15:45: 1.41 | SIZ | — | — | 37.136 | 116.090 | — | | — | 8.00* | — | GDY | 6 | BRP | 5.0 | BRP | 4.3 | BRK | — | | 4.7 | PDX | 4.7 | GDY |
| 1971 DEC 3 | 18:52:54.10 | | 0.13 | 5 | 38.479 | 117.855 | — | | — | — | — | RYN | — | | — | | 1.8 | RYN | — | | — | | — | |
| 1971 8 | 15:23:52.91 | | — | — | 37.710 | 115.080 | — | | — | 10.100 | — | KKG | — | | — | | 3.5 | RYN | — | | — | | — | |
| 1971 8 | 15:26:33.20 | | — | — | 37.760 | 115.080 | — | | — | 10.00* | — | KKG | — | | — | | — | | — | | — | | — | |
| 1971 8 | 15:33:44.73 | | — | — | 37.720 | 115.060 | — | | — | 9.80 | — | KKG | — | | — | | — | | — | | — | | 3.6 | KKG |
| 1971 8 | 15:33:59.90 | | 1.07 | 5 | 38.126 | 115.978 | — | | — | — | — | RYN | — | | — | | 3.6 | RYN | — | | — | | — | |
| 1971 8 | 15:41:16.16 | | — | — | 37.770 | 115.070 | — | | — | 10.00* | — | KKG | — | | — | | — | | — | | — | | — | |
| 1971 8 | 15:43:55.25 | | — | — | 37.760 | 115.070 | — | | — | 0.00 | — | KKG | — | | — | | — | | — | | — | | — | |
| 1971 8 | 16: 2:41.54 | | — | — | 37.770 | 115.080 | — | | — | 13.10 | — | KKG | — | | — | | — | | — | | — | | — | |
| 1971 8 | 17:18:40.91 | | — | — | 38.330 | 114.600 | — | | — | 0.00* | — | KKG | 4 | KKG | — | | 4.7 | PAS | — | | 4.8 | KKG | 4.8 | GDY |
| 1971 8 | 17:38: 6.64 | | — | — | 37.710 | 114.990 | — | | — | 10.00* | — | KKG | — | | — | | — | | — | | — | | — | |
| 1971 8 | 18:15:12.02 | | — | — | 37.730 | 115.050 | — | | — | 0.00* | — | KKG | — | | — | | 2.6 | RYN | — | | — | | — | |
| 1971 8 | 18:18: 8.08 | | — | — | 37.750 | 115.080 | — | | — | 0.00* | — | KKG | — | | — | | — | | — | | — | | — | |
| 1971 8 | 18:27: 4.57 | | — | — | 37.810 | 114.940 | — | | — | 0.00* | — | KKG | — | | — | | — | | — | | — | | — | |
| 1971 8 | 18:32:28.02 | | — | — | 37.720 | 115.130 | — | | — | 0.00* | — | KKG | — | | — | | — | | — | | — | | — | |
| 1971 8 | 19:45:30.92 | | — | — | 37.600 | 114.760 | — | | — | 20.00* | — | KKG | — | | — | | — | | — | | — | | — | |
| 1971 8 | 19:55: 1.03 | | — | — | 37.730 | 115.040 | — | | — | 0.00 | — | KKG | — | | — | | — | | — | | — | | — | |
| 1971 8 | 21:35:12.91 | | — | — | 37.710 | 115.040 | — | | — | 0.00 | — | KKG | — | | — | | — | | — | | — | | — | |
| 1971 8 | 21:43:29.15 | | — | — | 37.720 | 115.040 | — | | — | 0.00 | — | KKG | — | | — | | — | | — | | — | | — | |
| 1971 8 | 22:46:10.54 | | — | — | 37.720 | 115.050 | — | | — | 0.00 | — | KKG | — | | — | | — | | — | | — | | — | |
| 1971 9 | 0:47:20.65 | | — | — | 37.770 | 115.070 | — | | — | 11.60 | — | KKG | — | | — | | — | | — | | — | | — | |
| 1971 9 | 0:53:20.41 | | — | — | 37.700 | 114.960 | — | | — | 16.50 | — | KKG | — | | — | | — | | — | | — | | — | |
| 1971 9 | 1: 4:24.51 | | — | — | 37.720 | 114.950 | — | | — | 10.00* | — | KKG | — | | — | | — | | — | | — | | — | |

SGB HISTORICAL HYPOCENTER SUMMARY 1868-1978

| DATE (UTC) | ORIGIN TIME HR MN SEC | HYPOCENTER FLAG | RMS | NO | LATITUDE | LONGITUDE | ERH | Q | GAP | DEPTH | ERZ | REF | INTENSITY I | REF | MAGNITUDE MS | REF | ML | REF | MD | REF | mb | REF | OTH | REF |
|---|---|---|---|---|---|---|---|---|---|---|---|---|---|---|---|---|---|---|---|---|---|---|---|---|
| 1971 DEC 9 | 2: 1:59.78 | | — | — | 37.750 | 115.030 | — | | — | 0.00 | — | KKG | — | | — | | — | | — | | — | | — | |
| 1971 9 | 2:41:17.87 | | — | — | 37.750 | 115.040 | — | | — | 0.00 | — | KKG | — | | — | | — | | — | | — | | — | |
| 1971 9 | 4: 6: 1.61 | | — | — | 37.710 | 115.000 | — | | — | 0.00 | — | KKG | — | | — | | — | | — | | — | | — | |
| 1971 9 | 4:16:30.56 | | — | — | 37.720 | 115.020 | — | | — | 0.00 | — | KKG | — | | — | | — | | — | | — | | — | |
| 1971 9 | 6:51:11.01 | | — | — | 37.760 | 115.040 | — | | — | 13.80 | — | KKG | — | | — | | — | | — | | — | | — | |
| 1971 9 | 10: 3:12.77 | | — | — | 37.700 | 115.060 | — | | — | 0.00 | — | KKG | — | | — | | — | | — | | — | | — | |
| 1971 9 | 15: 7:23.74 | | — | — | 37.770 | 115.090 | — | | — | 8.80 | — | KKG | — | | — | | — | | — | | — | | — | |
| 1971 9 | 15:42: 4.77 | | — | — | 37.710 | 114.950 | — | | — | 16.20 | — | KKG | — | | — | | — | | — | | — | | — | |
| 1971 9 | 23:48:18.46 | | — | — | 37.740 | 115.050 | — | | — | 17.80 | — | KKG | — | | — | | — | | — | | — | | — | |
| 1971 11 | 9:12: 3.11 | | — | — | 37.680 | 115.030 | — | | — | 10.00* | — | KKG | — | | — | | — | | — | | — | | — | |
| 1971 12 | 9:40:17.41 | | — | — | 37.720 | 114.960 | — | | — | 13.20 | — | KKG | — | | — | | — | | — | | — | | — | |
| 1971 12 | 22:11: 2.30 | | 0.05 | 5 | 38.161 | 116.989 | — | | — | — | — | RYN | — | | — | | 2.1 | RYN | — | | — | | — | |
| 1971 15 | 0:11: 1.50 | | 0.26 | 6 | 38.053 | 117.192 | — | | — | — | — | RYN | — | | — | | 1.7 | RYN | — | | — | | — | |
| 1971 15 | 4:36:22.55 | | — | — | 36.980 | 116.900 | — | | — | 0.00* | — | KKG | — | | — | | — | | — | | — | | — | |
| 1971 15 | 20:28:39.98 | SIZ | — | — | 37.120 | 116.320 | — | | — | 5.00* | — | KKG | — | | — | | 3.0 | RYN | — | | — | | — | |
| 1971 16 | 10: 5: 3.76 | | — | — | 37.680 | 115.020 | — | | — | 10.00* | — | KKG | — | | — | | — | | — | | — | | — | |
| 1971 17 | 18:21:32.63 | | — | — | 37.690 | 115.020 | — | | — | 10.00* | — | KKG | — | | — | | — | | — | | — | | — | |
| 1971 17 | 22: 1:45.07 | | — | — | 37.730 | 115.060 | — | | — | 10.00* | — | KKG | — | | — | | — | | — | | — | | — | |
| 1971 18 | 1:34:47.93 | LM | — | — | 38.050 | 114.760 | — | | — | 0.00 | — | KKG | — | | — | | — | | — | | — | | — | |
| 1971 19 | 0:45:53.40 | | 0.03 | 4 | 38.169 | 117.018 | — | | — | — | — | RYN | — | | — | | 1.9 | RYN | — | | — | | — | |
| 1971 19 | 11:24:25.24 | | — | — | 37.600 | 115.080 | — | | — | 23.10 | — | KKG | — | | — | | — | | — | | — | | — | |
| 1971 19 | 18:15:54.20 | | — | — | 38.000 | 115.170 | — | | — | 23.00 | — | KKG | — | | — | | — | | — | | — | | — | |
| 1971 24 | 9:12:31.73 | LM | — | — | 36.050 | 114.700 | — | | — | 5.00* | — | KKG | — | | — | | — | | — | | — | | — | |
| 1971 24 | 13:19:12.94 | | — | — | 37.650 | 115.050 | — | | — | 5.00* | — | KKG | — | | — | | — | | — | | — | | — | |
| 1971 26 | 0:12:12.83 | | — | — | 37.740 | 115.060 | — | | — | 5.00* | — | KKG | — | | — | | — | | — | | — | | — | |
| 1971 26 | 6: 3:55.30 | | 0.06 | 5 | 37.342 | 114.331 | — | | — | — | — | RYN | 5 | BRP | 4.0 | BRP | 4.2 | RYN | — | | 4.1 | ISC | 4.1 | GDY |
| 1971 27 | 0:43:51.10 | | 0.34 | 7 | 38.422 | 117.831 | — | | — | — | — | RYN | — | | — | | 2.7 | RYN | — | | — | | — | |
| 1971 28 | 0:43:49.47 | | — | — | 38.420 | 117.970 | — | | — | 0.00* | — | KKG | — | | — | | — | | — | | — | | — | |
| 1971 29 | 8: 5: 6.63 | | — | — | 36.390 | 117.850 | — | | — | 0.00* | — | KKG | — | | — | | — | | — | | — | | — | |
| 1971 30 | 8:44:19.08 | SIZ | — | — | 36.940 | 115.970 | — | | — | 20.00* | — | KKG | — | | — | | — | | — | | — | | — | |
| 1971 30 | 16: 2:47.60 | | 0.41 | 5 | 38.146 | 117.963 | — | | — | — | — | RYN | — | | — | | 1.5 | RYN | — | | — | | — | |
| 1972 JAN 2 | 8:42:29.08 | | — | — | 37.690 | 114.980 | — | | — | 13.60 | — | KKG | — | | — | | — | | — | | — | | — | |
| 1972 2 | 16:35:14.37 | | — | — | 36.270 | 117.330 | — | | — | 25.20 | — | KKG | — | | — | | — | | — | | — | | — | |
| 1972 6 | 10:10:40.31 | | — | — | 35.740 | 117.710 | — | | — | 5.00* | — | KKG | — | | — | | — | | — | | — | | — | |
| 1972 6 | 23:59: 5.86 | | — | — | 37.400 | 116.080 | — | | — | 13.90 | — | KKG | — | | — | | — | | — | | — | | — | |
| 1972 8 | 8:15:19.85 | | — | — | 36.600 | 115.780 | — | | — | 0.00* | — | KKG | — | | — | | — | | — | | — | | — | |
| 1972 8 | 12:22: 0.02 | | — | — | 36.860 | 117.560 | — | | — | 5.00* | — | KKG | — | | — | | — | | — | | — | | — | |
| 1972 8 | 14: 7: 8.08 | SIZ | — | — | 37.030 | 116.070 | — | | — | 8.30 | — | KKG | — | | — | | — | | — | | — | | — | |
| 1972 10 | 14:18:54.22 | | — | — | 37.740 | 115.090 | — | | — | 13.00 | — | KKG | — | | — | | — | | — | | — | | — | |
| 1972 10 | 14:48:30.40 | | — | — | 37.750 | 115.100 | — | | — | 14.90 | — | KKG | — | | — | | — | | — | | — | | — | |
| 1972 10 | 15: 4:23.26 | | — | — | 37.730 | 115.090 | — | | — | 17.10 | — | KKG | — | | — | | — | | — | | — | | — | |
| 1972 12 | 7:32: 8.62 | | — | — | 37.720 | 115.120 | — | | — | 16.40 | — | KKG | — | | — | | — | | — | | — | | — | |
| 1972 13 | 16:22:34.71 | | — | — | 37.330 | 117.450 | — | | — | 20.00 | — | KKG | — | | — | | 2.2 | RYN | — | | — | | — | |
| 1972 14 | 10: 6: 9.75 | | — | — | 37.770 | 115.110 | — | | — | 0.00* | — | KKG | — | | — | | — | | — | | — | | — | |
| 1972 15 | 20:51:57.80 | SIZ | — | — | 36.990 | 115.980 | — | | — | 15.00* | — | KKG | — | | — | | — | | — | | — | | — | |
| 1972 19 | 2: 0:33.30 | | — | — | 35.940 | 115.210 | — | | — | 15.00* | — | KKG | — | | — | | — | | — | | — | | — | |
| 1972 19 | 15:43:58.50 | SIZ | — | — | 36.960 | 115.880 | — | | — | 10.00* | — | KKG | — | | — | | — | | — | | — | | — | |
| 1972 21 | 22:36:37.18 | | — | — | 36.710 | 115.320 | — | | — | 10.00* | — | KKG | — | | — | | — | | — | | — | | — | |

| DATE (UTC) | ORIGIN TIME HR MN SEC | HYPOCENTER FLAG | RMS | NO | LATITUDE | LONGITUDE | ERH | Q | GAP | DEPTH | ERZ | REF | INTENSITY I | REF | MAGNITUDE MS | REF | ML | REF | MD | REF | mb | REF | OTH | REF |
|---|---|---|---|---|---|---|---|---|---|---|---|---|---|---|---|---|---|---|---|---|---|---|---|---|
| 1972 JAN 22 | 0:40:29.57 | | — | — | 36.780 | 115.400 | — | — | — | 1.00 | — | KKG | — | | — | | — | | — | | — | | — | |
| 1972 22 | 23:11:51.60 | | — | — | 36.750 | 115.400 | — | — | — | 0.00* | — | KKG | — | | — | | — | | — | | — | | — | |
| 1972 24 | 10:59: 7.15 | | — | — | 37.250 | 115.900 | — | — | — | 1.00 | — | KKG | — | | — | | — | | — | | — | | — | |
| 1972 24 | 13:30:54.41 | | — | — | 36.750 | 115.460 | — | — | — | 14.80 | — | KKG | — | | — | | 3.6 | RYN | — | | — | | 3.2 | PAS |
| 1972 26 | 14:56:22.76 | | — | — | 36.110 | 117.940 | — | — | — | 0.00* | — | KKG | — | | 1.2 | BRP | 2.5 | PAS | — | | — | | — | |
| 1972 27 | 8:45:12.67 | | — | — | 36.040 | 117.960 | — | — | — | 10.00* | — | KKG | — | | — | | — | | — | | — | | — | |
| 1972 28 | 15:26:51.23 | | — | — | 37.230 | 117.330 | — | — | — | 15.00 | — | KKG | — | | — | | — | | — | | — | | — | |
| 1972 30 | 18:17:57.75 | SIZ | — | — | 37.210 | 116.600 | — | — | — | 0.00 | — | KKG | — | | — | | — | | — | | — | | — | |
| 1972 FEB 1 | 13:49: 5.93 | SIZ | — | — | 36.920 | 115.970 | — | — | — | 3.40 | — | KKG | — | | — | | — | | — | | — | | — | |
| 1972 6 | 6:35:40.84 | SIZ | — | — | 36.930 | 115.980 | — | — | — | 5.70 | — | KKG | — | | — | | — | | — | | — | | — | |
| 1972 8 | 7:51:41.71 | | — | — | 36.690 | 116.340 | — | — | — | 6.80 | — | KKG | — | | — | | — | | — | | — | | — | |
| 1972 8 | 11:17:42.53 | | — | — | 36.590 | 116.600 | — | — | — | 7.30 | — | KKG | — | | — | | — | | — | | — | | — | |
| 1972 10 | 23:47:12.06 | | — | — | 35.940 | 115.510 | — | — | — | 5.00* | — | KKG | — | | — | | — | | — | | — | | — | |
| 1972 14 | 2:10:17.03 | SIZ | — | — | 37.240 | 116.520 | — | — | — | 5.50 | — | KKG | — | | — | | — | | — | | — | | — | |
| 1972 14 | 12: 5:52.06 | | — | — | 36.860 | 116.270 | — | — | — | 7.60 | — | KKG | — | | — | | — | | — | | — | | — | |
| 1972 17 | 0:35:24.56 | | — | — | 37.170 | 117.570 | — | — | — | 5.00* | — | KKG | — | | — | | 2.3 | RYN | — | | — | | — | |
| 1972 17 | 7:55:32.66 | | — | — | 37.170 | 117.560 | — | — | — | 15.00 | — | KKG | 1 | BRP | 2.1 | BRP | 3.3 | RYN | — | | — | | 3.6 | BRK |
| 1972 17 | 11:57:46.69 | | — | — | 37.180 | 117.540 | — | — | — | 5.00* | — | KKG | — | | — | | — | | — | | — | | — | |
| 1972 17 | 14:49:30.06 | | — | — | 37.130 | 117.590 | — | — | — | 10.00* | — | KKG | — | | — | | — | | — | | — | | — | |
| 1972 17 | 19: 2: 1.61 | SIZ | — | — | 37.144 | 116.065 | — | — | — | 8.00* | — | GDY | 5 | BRP | 4.0 | BRP | — | | — | | 4.6 | PDX | 4.6 | GDY |
| 1972 18 | 7:13:24.32 | | — | — | 36.140 | 117.710 | — | — | — | 15.00 | — | KKG | — | | — | | — | | — | | — | | — | |
| 1972 18 | 13: 3:35.67 | SIZ | — | — | 37.150 | 116.280 | — | — | — | 0.00 | — | KKG | — | | — | | — | | — | | — | | — | |
| 1972 19 | 10:59: 1.16 | SIZ | — | — | 36.910 | 115.970 | — | — | — | 5.90 | — | KKG | — | | — | | — | | — | | — | | — | |
| 1972 22 | 2:33:56.89 | | — | — | 36.490 | 115.620 | — | — | — | 5.00* | — | KKG | — | | — | | — | | — | | — | | — | |
| 1972 22 | 5: 5: 4.44 | SIZ | — | — | 36.950 | 115.920 | — | — | — | 12.80 | — | KKG | — | | — | | — | | — | | — | | — | |
| 1972 24 | 15:57:24.82 | | — | — | 37.010 | 117.910 | — | — | — | 0.00* | — | KKG | — | | — | | — | | — | | — | | — | |
| 1972 25 | 13:52:31.33 | SIZ | — | — | 37.300 | 115.970 | — | — | — | 16.60 | — | KKG | — | | — | | — | | — | | — | | — | |
| 1972 25 | 22: 2:37.05 | | — | — | 37.280 | 115.860 | — | — | — | 10.00* | — | KKG | — | | — | | — | | — | | — | | — | |
| 1972 26 | 0: 6:43.64 | | — | — | 37.260 | 117.570 | — | — | — | 15.00* | — | KKG | — | | — | | — | | — | | — | | — | |
| 1972 26 | 4:19:18.60 | | 0.22 | 7 | 38.057 | 116.930 | — | — | — | — | — | RYN | — | | — | | 2.0 | RYN | — | | — | | — | |
| 1972 26 | 5:45:49.24 | | — | — | 36.340 | 116.490 | — | — | — | 25.00* | — | KKG | — | | — | | — | | — | | — | | — | |
| 1972 26 | 23:27: 9.17 | SIZ | — | — | 36.840 | 115.830 | — | — | — | 25.00* | — | KKG | — | | — | | — | | — | | — | | — | |
| 1972 27 | 14: 3: 5.36 | SIZ | — | — | 36.740 | 115.990 | — | — | — | 14.30 | — | KKG | — | | — | | — | | — | | — | | — | |
| 1972 28 | 23:17:42.26 | | — | — | 36.410 | 114.730 | — | — | — | 12.00 | — | KKG | — | | — | | — | | — | | — | | — | |
| 1972 MAR 2 | 7:16:59.80 | | — | — | 37.850 | 115.690 | — | — | — | 0.00 | — | KKG | — | | — | | — | | — | | — | | — | |
| 1972 2 | 10:18:26.62 | SIZ | — | — | 36.740 | 116.020 | — | — | — | 5.00* | — | KKG | — | | — | | — | | — | | — | | — | |
| 1972 2 | 10:47:19.71 | SIZ | — | — | 36.740 | 115.980 | — | — | — | 12.10 | — | KKG | — | | — | | — | | — | | — | | — | |
| 1972 2 | 10:53:38.50 | | — | — | 36.040 | 117.430 | — | — | — | 8.70 | — | KKG | — | | — | | — | | — | | — | | — | |
| 1972 3 | 13:57:51.23 | | — | — | 36.830 | 116.240 | — | — | — | 5.00* | — | KKG | — | | — | | — | | — | | — | | — | |
| 1972 4 | 1:55:23.77 | | — | — | 35.830 | 117.800 | — | — | — | 15.50 | — | KKG | 1 | BRP | 2.1 | BRP | 3.2 | PAS | — | | — | | — | |
| 1972 4 | 13:56:52.13 | | — | — | 36.870 | 116.260 | — | — | — | 8.20 | — | KKG | — | | — | | — | | — | | — | | — | |
| 1972 4 | 18:17:38.93 | | — | — | 36.000 | 115.470 | — | — | — | 0.00 | — | KKG | — | | — | | — | | — | | — | | — | |
| 1972 7 | 3: 9:57.38 | | — | — | 36.510 | 117.000 | — | — | — | 17.90 | — | KKG | — | | — | | — | | — | | — | | — | |
| 1972 10 | 3:43:13.41 | SIZ | — | — | 37.190 | 116.310 | — | — | — | 0.00 | — | KKG | — | | — | | — | | — | | — | | — | |
| 1972 10 | 10: 1:22.60 | | — | — | 37.460 | 115.540 | — | — | — | 10.00* | — | KKG | — | | — | | — | | — | | — | | — | |
| 1972 10 | 11:32:36.51 | | — | — | 37.050 | 116.700 | — | — | — | 0.00 | — | KKG | — | | — | | — | | — | | — | | — | |
| 1972 11 | 15: 2:52.53 | | — | — | 37.460 | 114.620 | — | — | — | 0.00* | — | KKG | — | | — | | — | | — | | — | | — | |
| 1972 11 | 16:21:28.64 | SIZ | — | — | 37.240 | 116.390 | — | — | — | 0.00 | — | KKG | — | | — | | — | | — | | — | | — | |

SGB HISTORICAL HYPOCENTER SUMMARY 1868-1978

| DATE (UTC) | ORIGIN TIME HR MN SEC | HYPOCENTER FLAG | RMS | NO | LATITUDE | LONGITUDE | ERH | Q | GAP | DEPTH | ERZ | REF | INTENSITY I | REF | MAGNITUDE MS | REF | ML | REF | MD | REF | mb | REF | OTH | REF |
|---|---|---|---|---|---|---|---|---|---|---|---|---|---|---|---|---|---|---|---|---|---|---|---|---|
| 1972 MAR 12 | 9:34:46.83 | | — | — | 37.010 | 117.660 | — | | — | 5.00* | — | KKG | — | | — | | — | | — | | — | | — | |
| 1972 12 | 12:18:42.59 | | — | — | 37.010 | 117.640 | — | | — | 5.00* | — | KKG | — | | — | | — | | — | | — | | — | |
| 1972 13 | 0:38:23.50 | | 0.32 | 12 | 38.463 | 117.888 | — | | — | — | — | RYN | — | | — | | 2.5 | RYN | — | | — | | — | |
| 1972 13 | 13:35:13.84 | | — | — | 35.980 | 118.000 | — | | — | 1.00* | — | KKG | — | | — | | — | | — | | — | | — | |
| 1972 15 | 4:29:39.57 | | — | — | 36.490 | 117.060 | — | | — | 15.70 | — | KKG | — | | — | | — | | — | | — | | — | |
| 1972 15 | 23:19:42.39 | | — | — | 35.810 | 115.310 | — | | — | 0.00 | — | KKG | — | | — | | — | | — | | — | | — | |
| 1972 16 | 3: 9: 0.65 | | — | — | 35.640 | 117.760 | — | | — | 10.00* | — | KKG | — | | — | | — | | — | | — | | — | |
| 1972 17 | 5:49:58.44 | SIZ | — | — | 37.350 | 116.550 | — | | — | 5.00* | — | KKG | — | | — | | — | | — | | — | | — | |
| 1972 17 | 8:35:45.91 | | — | — | 37.110 | 116.990 | — | | — | 12.20 | — | KKG | — | | — | | — | | — | | — | | — | |
| 1972 17 | 18: 7:42.80 | | 0.48 | 5 | 38.469 | 117.841 | — | | — | — | — | RYN | — | | — | | 1.8 | RYN | — | | — | | — | |
| 1972 18 | 0:10:33.32 | | — | — | 36.170 | 117.540 | — | | — | 25.00* | — | KKG | — | | — | | — | | — | | — | | — | |
| 1972 18 | 15:56:40.04 | LM | — | — | 35.920 | 114.970 | — | | — | 0.00* | — | KKG | — | | — | | — | | — | | — | | — | |
| 1972 20 | 23:18:42.19 | | — | — | 36.330 | 114.930 | — | | — | 18.00 | — | KKG | — | | — | | — | | — | | — | | — | |
| 1972 21 | 1:21:11.78 | | — | — | 35.980 | 117.680 | — | | — | 8.40 | — | KKG | 1 | BRP | 2.4 | BRP | 3.4 | PAS | — | | — | | 3.4 | KKG |
| 1972 21 | 1:27:23.37 | | — | — | 36.340 | 117.860 | — | | — | 4.50 | — | KKG | — | | — | | — | | — | | — | | — | |
| 1972 21 | 1:36: 1.75 | SIZ | — | — | 37.030 | 116.010 | — | | — | 0.00 | — | KKG | — | | — | | — | | — | | — | | — | |
| 1972 22 | 16: 4:28.80 | | 0.22 | 6 | 37.701 | 114.583 | — | | — | — | — | RYN | — | | — | | — | | — | | — | | — | |
| 1972 23 | 20:38:11.28 | SIZ | — | — | 37.250 | 116.210 | — | | — | 13.30 | — | KKG | — | | — | | — | | — | | — | | — | |
| 1972 25 | 13:31: 8.41 | | — | — | 37.170 | 117.410 | — | | — | 0.00 | — | KKG | — | | — | | — | | — | | — | | — | |
| 1972 25 | 13:41:37.55 | SIZ | — | — | 37.290 | 116.410 | — | | — | 0.00* | — | KKG | — | | — | | 3.3 | RYN | — | | — | | — | |
| 1972 25 | 14:28:35.64 | SIZ | — | — | 37.330 | 116.410 | — | | — | 0.00 | — | KKG | — | | — | | — | | — | | — | | — | |
| 1972 25 | 14:30:32.37 | SIZ | — | — | 37.400 | 116.480 | — | | — | 32.10 | — | KKG | — | | — | | — | | — | | — | | — | |
| 1972 25 | 14:41:23.14 | SIZ | — | — | 37.360 | 116.410 | — | | — | 0.00 | — | KKG | — | | — | | — | | — | | — | | — | |
| 1972 25 | 14:48:13.28 | SIZ | — | — | 37.360 | 116.410 | — | | — | 0.00 | — | KKG | — | | — | | — | | — | | — | | — | |
| 1972 25 | 14:57: 8.09 | SIZ | — | — | 36.880 | 115.960 | — | | — | 6.10 | — | KKG | — | | — | | — | | — | | — | | — | |
| 1972 25 | 15:37:36.40 | SIZ | — | — | 37.350 | 116.410 | — | | — | 0.00 | — | KKG | — | | — | | — | | — | | — | | — | |
| 1972 25 | 15:46:13.26 | SIZ | — | — | 37.320 | 116.400 | — | | — | 11.60 | — | KKG | — | | — | | — | | — | | — | | — | |
| 1972 25 | 16:16:53.15 | SIZ | — | — | 37.370 | 116.410 | — | | — | 0.00 | — | KKG | — | | — | | — | | — | | — | | — | |
| 1972 25 | 16:22:56.62 | SIZ | — | — | 37.350 | 116.420 | — | | — | 0.00 | — | KKG | — | | — | | — | | — | | — | | — | |
| 1972 25 | 17:51:27.66 | SIZ | — | — | 37.220 | 116.410 | — | | — | 17.00 | — | KKG | — | | — | | — | | — | | — | | — | |
| 1972 25 | 18:14:45.25 | SIZ | — | — | 37.320 | 116.400 | — | | — | 9.50 | — | KKG | — | | — | | — | | — | | — | | — | |
| 1972 25 | 18:15:35.87 | SIZ | — | — | 37.390 | 116.430 | — | | — | 5.00* | — | KKG | — | | — | | — | | — | | — | | — | |
| 1972 25 | 18:20:24.94 | SIZ | — | — | 37.360 | 116.410 | — | | — | 0.00 | — | KKG | — | | — | | — | | — | | — | | — | |
| 1972 25 | 18:30:36.19 | SIZ | — | — | 37.220 | 116.410 | — | | — | 14.90 | — | KKG | — | | — | | — | | — | | — | | — | |
| 1972 25 | 20:13:44.52 | SIZ | — | — | 37.260 | 116.410 | — | | — | 11.00 | — | KKG | — | | — | | — | | — | | — | | — | |
| 1972 25 | 22:26:10.28 | SIZ | — | — | 37.180 | 116.240 | — | | — | 10.00* | — | KKG | — | | — | | — | | — | | — | | — | |
| 1972 26 | 0: 0: 8.10 | SIZ | — | — | 37.350 | 116.410 | — | | — | 0.00 | — | KKG | — | | — | | — | | — | | — | | — | |
| 1972 26 | 2: 1:18.87 | LM | — | — | 36.060 | 114.860 | — | | — | 3.50 | — | KKG | — | | — | | — | | — | | — | | — | |
| 1972 26 | 2: 7:42.92 | SIZ | — | — | 37.310 | 116.410 | — | | — | 13.40 | — | KKG | — | | — | | — | | — | | — | | — | |
| 1972 26 | 7:22:53.07 | SIZ | — | — | 37.310 | 116.580 | — | | — | 29.30 | — | KKG | — | | — | | — | | — | | — | | — | |
| 1972 26 | 11:22: 6.42 | | — | — | 36.050 | 117.760 | — | | — | 20.00* | — | KKG | — | | — | | — | | — | | — | | — | |
| 1972 26 | 13: 2:55.30 | | — | — | 36.090 | 117.720 | — | | — | 15.00* | — | KKG | — | | — | | — | | — | | — | | — | |
| 1972 26 | 23:52:23.02 | SIZ | — | — | 36.890 | 115.970 | — | | — | 9.40 | — | KKG | — | | — | | — | | — | | — | | — | |
| 1972 28 | 2:30:43.86 | SIZ | — | — | 37.360 | 116.420 | — | | — | 8.30 | — | KKG | — | | — | | — | | — | | — | | — | |
| 1972 28 | 12:37:26.29 | SIZ | — | — | 37.410 | 116.420 | — | | — | 0.00 | — | KKG | — | | — | | — | | — | | — | | — | |
| 1972 28 | 23:40:59.41 | SIZ | — | — | 37.210 | 116.310 | — | | — | 0.00 | — | KKG | — | | — | | — | | — | | — | | — | |
| 1972 29 | 2:31:28.15 | | — | — | 36.420 | 115.400 | — | | — | 5.00* | — | KKG | — | | — | | — | | — | | — | | — | |
| 1972 29 | 5:16:39.15 | SIZ | — | — | 37.320 | 116.480 | — | | — | 24.70 | — | KKG | — | | — | | — | | — | | — | | — | |

| DATE (UTC) | ORIGIN TIME HR MN SEC | HYPOCENTER FLAG | RMS | NO | LATITUDE | LONGITUDE | ERH | Q | GAP | DEPTH | ERZ | REF | INTENSITY I | REF | MAGNITUDE MS | REF | ML | REF | MD | REF | mb | REF | OTH | REF |
|---|---|---|---|---|---|---|---|---|---|---|---|---|---|---|---|---|---|---|---|---|---|---|---|---|
| 1972 MAR 29 | 13:12: 2.01 | | — | — | 36.280 | 115.440 | — | | — | 15.00* | — | KKG | — | | — | | — | | — | | — | | — | |
| 1972 30 | 8:31:15.11 | | — | — | 36.390 | 115.410 | — | | — | 10.00* | — | KKG | — | | — | | — | | — | | — | | — | |
| 1972 30 | 14: 7:26.44 | | — | — | 37.300 | 114.800 | — | | — | 9.40 | — | KKG | — | | — | | — | | — | | — | | — | |
| 1972 30 | 21: 0: 1.20 | SIZ | — | — | 37.000 | 116.000 | — | A | — | 10.00* | — | BRP | 5 | BRP | 4.0 | BRP | — | | — | | 4.6 | PDX | — | |
| 1972 30 | 21: 0:17.80 | | 1.44 | 6 | 37.684 | 116.955 | — | | — | — | — | RYN | — | | — | | 4.3 | RYN | — | | — | | — | |
| 1972 30 | 22:14:45.30 | SIZ | — | — | 36.950 | 116.060 | — | | — | 8.10 | — | KKG | — | | — | | — | | — | | — | | — | |
| 1972 30 | 23:25:57.81 | SIZ | — | — | 37.320 | 116.400 | — | | — | 15.50 | — | KKG | — | | — | | — | | — | | — | | — | |
| 1972 31 | 9:48:47.03 | SIZ | — | — | 37.380 | 116.410 | — | | — | 0.00 | — | KKG | — | | — | | — | | — | | — | | — | |
| 1972 31 | 11: 1: 9.13 | SIZ | — | — | 37.360 | 116.400 | — | | — | 0.00* | — | KKG | — | | — | | — | | — | | — | | — | |
| 1972 31 | 13:17:53.72 | SIZ | — | — | 37.400 | 116.410 | — | | — | 0.00 | — | KKG | — | | — | | — | | — | | — | | — | |
| 1972 APR 1 | 19:34:11.57 | | — | — | 36.440 | 115.390 | — | | — | 15.00* | — | KKG | — | | — | | — | | — | | — | | — | |
| 1972 6 | 8:16:40.87 | | — | — | 37.520 | 117.430 | — | | — | 14.70 | — | KKG | — | | — | | 3.3 | RYN | — | | — | | — | |
| 1972 6 | 9:38:51.30 | | 0.34 | 8 | 37.532 | 117.426 | — | | — | — | — | RYN | — | | — | | 3.2 | RYN | — | | — | | — | |
| 1972 7 | 6: 2:44.86 | SIZ | — | — | 37.070 | 116.150 | — | | — | 7.90 | — | KKG | — | | — | | — | | — | | — | | — | |
| 1972 7 | 22:21:29.15 | | — | — | 36.480 | 114.690 | — | | — | 1.50 | — | KKG | — | | — | | — | | — | | — | | — | |
| 1972 9 | 6:41: 0.64 | | — | — | 36.870 | 116.290 | — | | — | 4.60 | — | KKG | — | | — | | — | | — | | — | | — | |
| 1972 9 | 9:50:22.53 | SIZ | — | — | 37.010 | 116.130 | — | | — | 5.00* | — | KKG | — | | — | | — | | — | | — | | — | |
| 1972 9 | 10: 0:53.43 | SIZ | — | — | 37.010 | 116.130 | — | | — | 5.00* | — | KKG | — | | — | | — | | — | | — | | — | |
| 1972 9 | 15:37:47.42 | | — | — | 37.600 | 117.460 | — | | — | 5.00* | — | KKG | — | | — | | 1.9 | RYN | — | | — | | — | |
| 1972 11 | 20:51:47.80 | | 0.29 | 5 | 38.424 | 117.840 | — | | — | — | — | RYN | — | | — | | 1.6 | RYN | — | | — | | — | |
| 1972 11 | 21:40:12.50 | | 0.14 | 4 | 38.417 | 117.840 | — | | — | — | — | RYN | — | | — | | 1.5 | RYN | — | | — | | — | |
| 1972 14 | 23:33:48.75 | | — | — | 35.730 | 116.040 | — | | — | 5.00* | — | KKG | — | | — | | — | | — | | — | | — | |
| 1972 15 | 23:38: 1.31 | | — | — | 37.900 | 117.400 | — | | — | 15.00* | — | KKG | — | | — | | — | | — | | — | | — | |
| 1972 15 | 23:39:33.43 | | — | — | 37.900 | 117.420 | — | | — | 10.00* | — | KKG | — | | — | | — | | — | | — | | — | |
| 1972 16 | 12: 4:25.28 | SIZ | — | — | 36.990 | 116.160 | — | | — | 5.00* | — | KKG | — | | — | | — | | — | | — | | — | |
| 1972 16 | 14:37: 8.28 | SIZ | — | — | 36.990 | 116.160 | — | | — | 5.00* | — | KKG | — | | — | | — | | — | | — | | — | |
| 1972 17 | 14:39:11.92 | SIZ | — | — | 36.980 | 116.140 | — | | — | 5.00* | — | KKG | — | | — | | — | | — | | — | | — | |
| 1972 18 | 0: 7:25.42 | SIZ | — | — | 37.240 | 116.520 | — | | — | 0.00* | — | KKG | — | | — | | — | | — | | — | | — | |
| 1972 19 | 0:38:28.19 | | — | — | 37.340 | 117.790 | — | | — | 5.00* | — | KKG | — | | — | | — | | — | | — | | — | |
| 1972 19 | 8:50:29.45 | | — | — | 37.730 | 115.100 | — | | — | 25.50 | — | KKG | — | | — | | — | | — | | — | | — | |
| 1972 19 | 13: 7: 1.56 | | — | — | 36.720 | 115.820 | — | | — | 5.00* | — | KKG | — | | — | | — | | — | | — | | — | |
| 1972 19 | 21: 6:45.08 | LM | — | — | 36.020 | 114.760 | — | | — | 0.00* | — | KKG | — | | — | | — | | — | | — | | — | |
| 1972 19 | 23: 8:39.04 | | — | — | 35.740 | 115.370 | — | | — | 0.00* | — | KKG | — | | — | | — | | — | | — | | — | |
| 1972 20 | 11: 2: 7.25 | LM | — | — | 35.980 | 114.870 | — | | — | 3.80 | — | KKG | — | | — | | — | | — | | — | | — | |
| 1972 21 | 5: 7: 8.58 | | — | — | 35.998 | 117.436 | — | C | — | 8.00* | — | PAS | — | | 1.7 | BRP | 2.9 | PAS | — | | — | | — | |
| 1972 21 | 8:17:20.79 | | — | — | 35.973 | 117.464 | — | C | — | 8.00* | — | PAS | — | | 1.5 | BRP | 2.7 | PAS | — | | — | | — | |
| 1972 21 | 13:43:37.30 | | — | — | 36.070 | 117.550 | — | | — | 25.00* | — | KKG | — | | — | | — | | — | | — | | — | |
| 1972 21 | 20:58:39.16 | | — | — | 37.530 | 115.320 | — | | — | 25.00* | — | KKG | — | | — | | — | | — | | — | | — | |
| 1972 21 | 22: 8:36.43 | | — | — | 36.340 | 114.880 | — | | — | 10.60 | — | KKG | — | | — | | — | | — | | — | | — | |
| 1972 21 | 22:48:38.89 | | — | — | 37.800 | 115.210 | — | | — | 0.00* | — | KKG | — | | — | | 3.0 | RYN | — | | — | | — | |
| 1972 21 | 22:56:38.13 | | — | — | 36.350 | 116.750 | — | | — | 20.00* | — | KKG | — | | — | | — | | — | | — | | — | |
| 1972 22 | 4:56: 5.93 | | — | — | 37.740 | 115.970 | — | | — | 5.00* | — | KKG | — | | — | | 2.3 | RYN | — | | — | | — | |
| 1972 22 | 4:57:54.41 | | — | — | 37.780 | 115.980 | — | | — | 5.00* | — | KKG | — | | — | | — | | — | | — | | — | |
| 1972 22 | 6: 0:43.28 | | — | — | 37.740 | 116.060 | — | | — | 5.00* | — | KKG | — | | — | | — | | — | | — | | — | |
| 1972 22 | 6:14: 3.57 | | — | — | 37.810 | 116.060 | — | | — | 0.00 | — | KKG | — | | — | | — | | — | | — | | — | |
| 1972 22 | 15:41:31.09 | SIZ | — | — | 36.900 | 115.960 | — | | — | 4.00 | — | KKG | — | | — | | — | | — | | — | | — | |
| 1972 23 | 4:43:17.70 | | — | — | 36.140 | 117.740 | — | | — | 8.00 | — | KKG | — | | — | | — | | — | | — | | — | |
| 1972 24 | 2:12:31.72 | | — | — | 37.710 | 115.040 | — | | — | 20.00 | — | KKG | — | | — | | 3.0 | RYN | — | | — | | — | |

SGB HISTORICAL HYPOCENTER SUMMARY 1868-1978

| DATE (UTC) | ORIGIN TIME HR MN SEC | HYPOCENTER FLAG | RMS | NO | LATITUDE | LONGITUDE | ERH | Q | GAP | DEPTH | ERZ | REF | INTENSITY I | REF | MAGNITUDE MS | REF | ML | REF | MD | REF | mb | REF | OTH | REF |
|---|---|---|---|---|---|---|---|---|---|---|---|---|---|---|---|---|---|---|---|---|---|---|---|---|
| 1972 APR 25 | 9:59: 9.73 | SIZ | — | — | 37.220 | 116.510 | — | | — | 0.00 | — | KKG | — | | — | | — | | — | | — | | — | |
| 1972 26 | 2:12:26.79 | | — | — | 37.090 | 115.830 | — | | — | 0.00* | — | KKG | — | | — | | — | | — | | — | | — | |
| 1972 26 | 8: 9:40.98 | | — | — | 37.190 | 116.800 | — | | — | 6.80 | — | KKG | — | | — | | — | | — | | — | | — | |
| 1972 26 | 10: 7:52.08 | | — | — | 36.740 | 115.440 | — | | — | 0.00 | — | KKG | — | | — | | 3.0 | RYN | — | | — | | — | |
| 1972 26 | 14: 0:56.15 | SIZ | — | — | 36.760 | 115.950 | — | | — | 0.00 | — | KKG | — | | — | | — | | — | | — | | — | |
| 1972 27 | 14:21:14.36 | | — | — | 37.310 | 117.590 | — | | — | 0.00 | — | KKG | — | | — | | — | | — | | — | | — | |
| 1972 27 | 14:44:39.14 | | — | — | 37.290 | 117.580 | — | | — | 10.00* | — | KKG | — | | — | | — | | — | | — | | — | |
| 1972 27 | 14:51:25.41 | | — | — | 37.400 | 117.760 | — | | — | 0.00* | — | KKG | — | | — | | — | | — | | — | | — | |
| 1972 28 | 0: 7:25.42 | SIZ | — | — | 37.240 | 116.520 | — | | — | 12.00 | — | KKG | — | | — | | — | | — | | — | | — | |
| 1972 29 | 19: 2:32.46 | | — | — | 37.640 | 117.350 | — | | — | 10.00* | — | KKG | — | | — | | — | | — | | — | | — | |
| 1972 30 | 0: 3:15.10 | | — | — | 37.310 | 114.810 | — | | — | 5.00* | — | KKG | — | | — | | — | | — | | — | | — | |
| 1972 30 | 18:36:35.30 | | 0.27 | 6 | 38.459 | 117.865 | — | | — | — | — | RYN | — | | — | | 1.1 | RYN | — | | — | | — | |
| 1972 MAY 1 | 12:45:41.05 | SIZ | — | — | 36.870 | 115.990 | — | | — | 3.50 | — | KKG | — | | — | | — | | — | | — | | — | |
| 1972 1 | 13:51:44.81 | SIZ | — | — | 37.020 | 116.080 | — | | — | 0.00 | — | KKG | — | | — | | — | | — | | — | | — | |
| 1972 2 | 14:54: 4.96 | | — | — | 37.890 | 115.030 | — | | — | 16.80 | — | KKG | — | | — | | — | | — | | — | | — | |
| 1972 2 | 19:55: 8.40 | SIZ | — | — | 37.270 | 116.410 | — | | — | 11.10 | — | KKG | — | | — | | — | | — | | — | | — | |
| 1972 4 | 14:22:46.36 | | — | — | 37.040 | 115.830 | — | | — | 31.00 | — | KKG | — | | — | | — | | — | | — | | — | |
| 1972 4 | 21:27:40.31 | | — | — | 36.810 | 117.660 | — | | — | 15.00* | — | KKG | — | | — | | — | | — | | — | | — | |
| 1972 6 | 6:50:40.89 | | — | — | 36.530 | 117.840 | — | | — | 5.00* | — | KKG | — | | — | | — | | — | | — | | — | |
| 1972 6 | 15:52:48.92 | SIZ | — | — | 37.180 | 116.300 | — | | — | 5.00* | — | KKG | — | | — | | — | | — | | — | | — | |
| 1972 7 | 11:43:51.76 | | — | — | 37.280 | 114.780 | — | | — | 17.10 | — | KKG | — | | — | | — | | — | | — | | — | |
| 1972 7 | 13:30:13.87 | | — | — | 37.400 | 117.120 | — | | — | 10.00* | — | KKG | — | | — | | — | | — | | — | | — | |
| 1972 8 | 4:31:37.10 | | 0.12 | 6 | 38.467 | 117.872 | — | | — | — | — | RYN | — | | — | | 1.3 | RYN | — | | — | | — | |
| 1972 8 | 14:56:56.12 | SIZ | — | — | 37.210 | 116.030 | — | | — | 34.50 | — | KKG | — | | — | | — | | — | | — | | — | |
| 1972 8 | 22:41: 7.98 | | — | — | 35.690 | 116.060 | — | | — | 5.00* | — | KKG | — | | — | | — | | — | | — | | — | |
| 1972 9 | 3:36:25.70 | SIZ | — | — | 36.760 | 115.960 | — | | — | 0.00 | — | KKG | — | | — | | — | | — | | — | | — | |
| 1972 9 | 15:39:51.66 | | — | — | 35.921 | 117.788 | — | B | — | 8.00* | — | PAS | — | | 1.2 | BRP | 2.5 | PAS | — | | — | | — | |
| 1972 10 | 3:24:58.83 | | — | — | 37.270 | 115.220 | — | | — | 0.00 | — | KKG | — | | — | | — | | — | | — | | — | |
| 1972 10 | 12: 0: 0.00 | HE | — | — | 37.010 | 116.200 | — | | — | 0.00* | — | KKG | — | | — | | — | | — | | — | | — | |
| 1972 12 | 18:50:42.15 | SIZ | — | — | 36.870 | 115.960 | — | | — | 5.40 | — | KKG | — | | — | | — | | — | | — | | — | |
| 1972 13 | 1:49:58.00 | SIZ | — | — | 37.160 | 116.290 | — | | — | 0.00 | — | KKG | — | | — | | — | | — | | — | | — | |
| 1972 13 | 20:46:40.70 | | 0.18 | 5 | 38.044 | 116.213 | — | | — | — | — | RYN | — | | — | | 2.3 | RYN | — | | — | | — | |
| 1972 15 | 1:59:16.67 | | — | — | 37.180 | 116.740 | — | | — | 0.00 | — | KKG | — | | — | | — | | — | | — | | — | |
| 1972 15 | 5: 9:39.25 | | — | — | 37.230 | 116.970 | — | | — | 0.00 | — | KKG | — | | — | | — | | — | | — | | — | |
| 1972 15 | 8:55:22.20 | | 0.62 | 5 | 37.987 | 116.079 | — | | — | — | — | RYN | — | | — | | 1.9 | RYN | — | | — | | — | |
| 1972 15 | 8:55:23.49 | | — | — | 37.170 | 117.270 | — | | — | 0.00 | — | KKG | — | | — | | — | | — | | — | | — | |
| 1972 15 | 17:17:42.20 | | 0.80 | 5 | 38.471 | 116.534 | — | | — | — | — | RYN | — | | — | | — | | — | | — | | — | |
| 1972 16 | 1:16:58.13 | | — | — | 36.340 | 116.730 | — | | — | 0.00* | — | KKG | — | | — | | — | | — | | — | | — | |
| 1972 16 | 5:46:30.63 | | — | — | 37.130 | 116.410 | — | | — | 0.00* | — | KKG | — | | — | | — | | — | | — | | — | |
| 1972 16 | 15:31:30.15 | | — | — | 36.740 | 116.260 | — | | — | 10.00* | — | KKG | — | | — | | — | | — | | — | | — | |
| 1972 16 | 15:36:37.33 | | — | — | 36.760 | 116.260 | — | | — | 15.00* | — | KKG | — | | — | | — | | — | | — | | — | |
| 1972 16 | 16:14: 8.06 | | — | — | 36.720 | 116.290 | — | | — | 10.00* | — | KKG | — | | — | | — | | — | | — | | — | |
| 1972 18 | 12: 0:40.01 | SIZ | — | — | 37.130 | 116.100 | — | | — | 19.00 | — | KKG | — | | — | | — | | — | | — | | — | |
| 1972 20 | 23:44: 6.97 | | — | — | 35.710 | 115.990 | — | | — | 0.00 | — | KKG | — | | — | | — | | — | | — | | — | |
| 1972 21 | 12:26:38.24 | | — | — | 37.020 | 117.400 | — | | — | 5.00* | — | KKG | — | | — | | — | | — | | — | | — | |
| 1972 21 | 12:30:54.60 | | — | — | 37.380 | 117.170 | — | | — | 0.00* | — | KKG | — | | — | | — | | — | | — | | — | |
| 1972 21 | 22:24:56.11 | | — | — | 37.010 | 115.630 | — | | — | 0.00 | — | KKG | — | | — | | — | | — | | — | | — | |
| 1972 22 | 8:57:10.08 | | — | — | 37.350 | 117.260 | — | | — | 0.00 | — | KKG | — | | — | | — | | — | | — | | — | |

| DATE (UTC) | ORIGIN TIME HR MN SEC | HYPOCENTER FLAG | RMS | NO | LATITUDE | LONGITUDE | ERH | Q | GAP | DEPTH | ERZ | REF | INTENSITY I | REF | MAGNITUDE MS | REF | ML | REF | MD | REF | mb | REF | OTH | REF |
|---|---|---|---|---|---|---|---|---|---|---|---|---|---|---|---|---|---|---|---|---|---|---|---|---|
| 1972 MAY 22 | 12:48: 0.60 | | — | — | 36.400 | 114.970 | — | — | — | 0.00 | — | KKG | — | | — | | — | | — | | — | | — | |
| 1972 22 | 16: 3:40.44 | SIZ | — | — | 37.170 | 116.190 | — | — | — | 27.00 | — | KKG | — | | — | | — | | — | | — | | — | |
| 1972 22 | 23:28:56.00 | HE | — | — | 37.120 | 116.330 | — | — | — | 0.00* | — | KKG | — | | — | | — | | — | | — | | — | |
| 1972 22 | 23:53:58.09 | | — | — | 36.370 | 116.770 | — | — | — | 5.00* | — | KKG | — | | — | | — | | — | | — | | — | |
| 1972 23 | 6:47:59.60 | | — | — | 36.820 | 117.240 | — | — | — | 0.00* | — | KKG | — | | — | | — | | — | | — | | — | |
| 1972 23 | 12:57:11.67 | SIZ | — | — | 36.740 | 116.000 | — | — | — | 10.90 | — | KKG | — | | — | | — | | — | | — | | — | |
| 1972 23 | 22:15:38.00 | HE | — | — | 37.120 | 116.330 | — | — | — | 0.00* | — | KKG | — | | — | | — | | — | | — | | — | |
| 1972 23 | 22:45:35.86 | | — | — | 37.600 | 117.540 | — | — | — | 10.00* | — | KKG | — | | — | | — | | — | | — | | — | |
| 1972 24 | 15:37:27.41 | | — | — | 37.380 | 117.140 | — | — | — | 5.00* | — | KKG | — | | — | | — | | — | | — | | — | |
| 1972 24 | 16:59:48.18 | | — | — | 37.200 | 116.850 | — | — | — | 0.00 | — | KKG | — | | — | | — | | — | | — | | — | |
| 1972 24 | 21:21:19.00 | HE | — | — | 37.120 | 116.330 | — | — | — | 0.00* | — | KKG | — | | — | | — | | — | | — | | — | |
| 1972 25 | 4:34:59.66 | | — | — | 37.390 | 117.120 | — | — | — | 0.00 | — | KKG | — | | — | | — | | — | | — | | — | |
| 1972 25 | 4:40:45.47 | | — | — | 37.370 | 117.100 | — | — | — | 20.00* | — | KKG | — | | — | | — | | — | | — | | — | |
| 1972 25 | 4:42:36.05 | | — | — | 37.290 | 116.770 | — | — | — | 0.00 | — | KKG | — | | — | | — | | — | | — | | — | |
| 1972 25 | 4:45: 0.11 | | — | — | 37.380 | 117.130 | — | — | — | 0.00 | — | KKG | — | | — | | — | | — | | — | | — | |
| 1972 25 | 5:26:25.65 | | — | — | 37.380 | 117.070 | — | — | — | 5.00* | — | KKG | — | | — | | — | | — | | — | | — | |
| 1972 25 | 7: 3:31.33 | | — | — | 37.360 | 117.020 | — | — | — | 5.00* | — | KKG | — | | — | | — | | — | | — | | — | |
| 1972 25 | 8:37: 7.35 | | — | — | 38.270 | 117.070 | — | — | — | 25.00* | — | KKG | — | | — | | — | | — | | — | | — | |
| 1972 25 | 8:59:28.25 | SIZ | — | — | 37.020 | 116.160 | — | — | — | 5.00* | — | KKG | — | | — | | — | | — | | — | | — | |
| 1972 25 | 20:30:59.00 | HE | — | — | 37.120 | 116.330 | — | — | — | 0.00* | — | KKG | — | | — | | — | | — | | — | | — | |
| 1972 26 | 16:47:12.19 | | — | — | 37.110 | 115.790 | — | — | — | 20.00* | — | KKG | — | | — | | — | | — | | — | | — | |
| 1972 26 | 18:43: 1.71 | | — | — | 36.350 | 114.870 | — | — | — | 14.50 | — | KKG | — | | — | | — | | — | | — | | — | |
| 1972 26 | 19:15:42.00 | HE | — | — | 37.120 | 116.330 | — | — | — | 0.00* | — | KKG | — | | — | | — | | — | | — | | — | |
| 1972 30 | 9: 1:34.04 | | — | — | 36.720 | 115.760 | — | — | — | 7.50 | — | KKG | — | | — | | — | | — | | — | | — | |
| 1972 JUN 2 | 8:39:32.18 | | — | — | 36.310 | 117.910 | — | — | — | 13.20 | — | KKG | — | | — | | — | | — | | — | | — | |
| 1972 2 | 11:46:22.87 | | — | — | 38.500 | 117.640 | — | — | — | 5.00* | — | KKG | — | | — | | — | | — | | — | | — | |
| 1972 5 | 8:47:49.90 | | — | — | 35.760 | 116.240 | — | — | — | 10.00* | — | KKG | — | | — | | — | | — | | — | | — | |
| 1972 5 | 11: 3:46.20 | | — | — | 36.890 | 117.520 | — | — | — | 11.50 | — | KKG | — | | — | | — | | — | | — | | — | |
| 1972 5 | 23:59:54.78 | | — | — | 37.218 | 117.875 | — | — | — | 8.00* | — | GDY | — | | 1.8 | BRP | 3.0 | BRK | — | | — | | 3.0 | GDY |
| 1972 6 | 0: 0:56.76 | | — | — | 37.180 | 117.760 | — | — | — | 10.00* | — | KKG | — | | — | | — | | — | | — | | — | |
| 1972 6 | 0:54: 7.85 | | — | — | 37.230 | 117.840 | — | — | — | 0.00 | — | KKG | — | | — | | — | | — | | — | | — | |
| 1972 6 | 1: 1:38.20 | | — | — | 37.230 | 117.830 | — | — | — | 5.00* | — | KKG | — | | — | | — | | — | | — | | — | |
| 1972 6 | 1:10:55.67 | | — | — | 37.230 | 117.870 | — | — | — | 10.00* | — | KKG | — | | — | | — | | — | | — | | — | |
| 1972 7 | 22:57:32.90 | | — | — | 35.740 | 115.990 | — | — | — | 15.00* | — | KKG | — | | — | | — | | — | | — | | — | |
| 1972 9 | 18:37:38.43 | | — | — | 36.880 | 114.570 | — | — | — | 24.30 | — | KKG | — | | — | | — | | — | | — | | — | |
| 1972 10 | 15:25:10.59 | | — | — | 36.910 | 116.780 | — | — | — | 10.00* | — | KKG | — | | — | | — | | — | | — | | — | |
| 1972 12 | 4:47:49.50 | | — | — | 37.170 | 116.780 | — | — | — | 0.00 | — | KKG | — | | — | | — | | — | | — | | — | |
| 1972 12 | 6:11:47.80 | | — | — | 36.750 | 115.380 | — | — | — | 0.00* | — | KKG | — | | — | | — | | — | | — | | — | |
| 1972 13 | 6:59:55.15 | | — | — | 36.730 | 115.400 | — | — | — | 10.00* | — | KKG | — | | — | | — | | — | | — | | — | |
| 1972 16 | 13: 3: 7.20 | SIZ | — | — | 37.290 | 116.560 | — | — | — | 5.00* | — | KKG | — | | — | | 2.2 | RYN | — | | — | | — | |
| 1972 17 | 22:31:48.35 | | — | — | 37.220 | 117.380 | — | — | — | 15.00* | — | KKG | — | | — | | — | | — | | — | | — | |
| 1972 18 | 10:38:36.42 | | — | — | 36.810 | 117.610 | — | — | — | 0.00 | — | KKG | — | | — | | — | | — | | — | | — | |
| 1972 18 | 19:23:43.98 | | — | — | 37.030 | 116.480 | — | — | — | 9.90 | — | KKG | — | | — | | — | | — | | — | | — | |
| 1972 19 | 10:51:40.40 | | — | — | 36.800 | 117.630 | — | — | — | 0.00* | — | KKG | — | | — | | — | | — | | — | | — | |
| 1972 21 | 4:27: 5.06 | | — | — | 36.500 | 117.140 | — | — | — | 22.60 | — | KKG | — | | — | | — | | — | | — | | — | |
| 1972 22 | 4:50:47.64 | | — | — | 36.440 | 115.870 | — | — | — | 15.00* | — | KKG | — | | — | | — | | — | | — | | — | |
| 1972 24 | 9:38:16.88 | | — | — | 36.010 | 117.890 | — | — | — | 5.00* | — | KKG | — | | — | | — | | — | | — | | — | |
| 1972 26 | 6:13:21.26 | | — | — | 35.856 | 117.643 | — | — | — | 8.00* | — | GDY | — | | 1.7 | BRP | 2.9 | PAS | — | | — | | 2.9 | GDY |

SGB HISTORICAL HYPOCENTER SUMMARY 1868–1978

| DATE (UTC) | ORIGIN TIME HR MN SEC | HYPOCENTER FLAG | RMS | NO | LATITUDE | LONGITUDE | ERH | Q | GAP | DEPTH | ERZ | REF | INTENSITY I | REF | MAGNITUDE MS | REF | ML | REF | MD | REF | mb | REF | OTH | REF |
|---|---|---|---|---|---|---|---|---|---|---|---|---|---|---|---|---|---|---|---|---|---|---|---|---|
| 1972 JUN 26 | 9:21:14.34 | | — | — | 35.847 | 117.846 | — | | — | 8.00* | — | GDY | — | | — | | 3.0 | PAS | — | | — | | 3.0 | GDY |
| 1972 28 | 3:51: 6.94 | | — | — | 37.740 | 115.250 | — | | — | 20.00* | — | KKG | — | | — | | — | | — | | — | | — | |
| 1972 28 | 5:29:10.44 | | — | — | 35.786 | 117.608 | — | | — | 8.00* | — | GDY | 1 | BRP | — | | 3.2 | PAS | — | | — | | 3.2 | GDY |
| 1972 28 | 16:18:29.63 | SIZ | — | — | 36.870 | 115.940 | — | | — | 13.60 | — | KKG | — | | — | | — | | — | | — | | — | |
| 1972 28 | 16:30: 2.06 | SIZ | — | — | 37.104 | 116.068 | — | | — | 8.00* | — | GDY | — | | — | | — | | — | | — | | — | |
| 1972 29 | 13:53:10.89 | | — | — | 37.250 | 114.710 | — | | — | 5.00* | — | KKG | — | | — | | — | | — | | — | | — | |
| 1972 30 | 6:18:12.12 | | — | — | 37.250 | 114.740 | — | | — | 15.00* | — | KKG | — | | — | | — | | — | | — | | — | |
| 1972 30 | 21:10: 3.94 | | — | — | 36.330 | 114.950 | — | | — | 5.00* | — | KKG | — | | — | | — | | — | | — | | — | |
| 1972 JUL 1 | 2:40: 4.98 | | — | — | 35.808 | 117.592 | — | C | — | 8.00* | — | PAS | — | | 1.6 | BRP | 2.8 | PAS | — | | — | | — | |
| 1972 1 | 13:34:57.20 | | 0.97 | 9 | 38.213 | 116.426 | — | | — | — | — | RYN | — | | — | | — | | — | | — | | — | |
| 1972 2 | 10:52:24.72 | | — | — | 37.970 | 116.240 | — | | — | 18.20 | — | KKG | — | | — | | — | | — | | — | | — | |
| 1972 4 | 3:51:39.20 | | 0.06 | 5 | 38.323 | 117.847 | — | | — | — | — | RYN | — | | — | | 1.9 | RYN | — | | — | | — | |
| 1972 4 | 5:12:16.28 | | — | — | 37.980 | 116.230 | — | | — | 0.00 | — | KKG | — | | — | | — | | — | | — | | — | |
| 1972 4 | 8:19:59.62 | | — | — | 35.630 | 117.800 | — | | — | 5.00* | — | KKG | 2 | BRP | — | | 4.0 | PAS | — | | 4.4 | PDX | 4.4 | GDY |
| 1972 4 | 8:26:13.11 | | — | — | 35.883 | 117.585 | — | C | — | 8.00* | — | PAS | — | | 1.5 | BRP | 2.7 | PAS | — | | — | | — | |
| 1972 4 | 8:37:15.87 | | — | — | 35.798 | 117.573 | — | | — | 8.00* | — | GDY | 1 | BRP | — | | 3.4 | PAS | — | | — | | 3.4 | GDY |
| 1972 5 | 2:37:18.36 | | — | — | 37.700 | 116.080 | — | | — | 14.00 | — | KKG | — | | — | | 2.2 | RYN | — | | — | | — | |
| 1972 5 | 4:38:51.11 | SIZ | — | — | 37.150 | 116.290 | — | | — | 0.00 | — | KKG | — | | — | | — | | — | | — | | — | |
| 1972 6 | 9:39:12.79 | | — | — | 36.360 | 117.520 | — | | — | 5.00* | — | KKG | — | | — | | — | | — | | — | | — | |
| 1972 8 | 7:30:12.84 | | — | — | 36.820 | 115.340 | — | | — | 14.50 | — | KKG | — | | — | | — | | — | | — | | — | |
| 1972 8 | 8: 8:47.33 | | — | — | 36.790 | 115.370 | — | | — | 10.00* | — | KKG | — | | — | | — | | — | | — | | — | |
| 1972 8 | 9:50:41.79 | | — | — | 36.790 | 115.370 | — | | — | 15.00* | — | KKG | — | | — | | — | | — | | — | | — | |
| 1972 8 | 19:59:48.91 | | — | — | 36.370 | 116.730 | — | | — | 0.00 | — | KKG | — | | — | | — | | — | | — | | — | |
| 1972 8 | 20: 4:47.45 | | — | — | 37.230 | 114.800 | — | | — | 15.00* | — | KKG | — | | — | | — | | — | | — | | — | |
| 1972 9 | 3:19:53.68 | | — | — | 37.420 | 117.370 | — | | — | 5.00* | — | KKG | — | | — | | — | | — | | — | | — | |
| 1972 9 | 6:45:16.47 | | — | — | 37.460 | 117.470 | — | | — | 5.00* | — | KKG | — | | — | | — | | — | | — | | — | |
| 1972 10 | 14:54:25.65 | | — | — | 36.450 | 115.790 | — | | — | 10.00* | — | KKG | — | | — | | — | | — | | — | | — | |
| 1972 10 | 23:59:56.51 | LM | — | 5 | 35.982 | 114.782 | 1.6 | C | 158 | 5.76 | 3.80 | RWL | — | | — | | — | | 1.6 | RWL | — | | — | |
| 1972 12 | 22:10:38.07 | LM | — | 6 | 36.087 | 114.676 | 1.0 | C | 149 | 5.00* | 2.80 | RWL | — | | — | | — | | 1.4 | RWL | — | | — | |
| 1972 16 | 2:52:29.90 | LM | — | — | 35.930 | 114.990 | — | | — | 0.00 | — | KKG | — | | — | | — | | — | | — | | — | |
| 1972 16 | 7:56: 7.84 | LM | — | 7 | 36.109 | 114.808 | 0.6 | C | 229 | 7.32 | 0.90 | RWL | — | | — | | — | | 1.6 | RWL | — | | — | |
| 1972 19 | 8: 5:26.72 | | — | — | 37.180 | 117.450 | — | | — | 18.80 | — | KKG | — | | — | | — | | — | | — | | — | |
| 1972 19 | 14:34:31.22 | | — | — | 37.150 | 117.410 | — | | — | 15.80 | — | KKG | — | | — | | — | | — | | — | | — | |
| 1972 19 | 17: 1:34.23 | | — | — | 36.770 | 116.280 | — | | — | 0.00 | — | KKG | — | | — | | — | | — | | — | | — | |
| 1972 20 | 12:40:37.63 | | — | — | 38.260 | 116.130 | — | | — | 5.00* | — | KKG | — | | — | | — | | — | | — | | — | |
| 1972 21 | 3:53:37.85 | LM | — | 5 | 36.093 | 114.637 | 3.7 | D | 166 | 3.60 | 2.80 | RWL | — | | — | | — | | 1.3 | RWL | — | | — | |
| 1972 21 | 17:52:40.27 | LM | — | 7 | 36.000 | 114.788 | 0.6 | B | 138 | 4.27 | 1.50 | RWL | — | | — | | — | | 1.4 | RWL | — | | — | |
| 1972 22 | 12:59:55.28 | LM | — | 6 | 36.003 | 114.831 | 0.4 | C | 215 | 9.32 | 0.70 | RWL | — | | — | | — | | 1.4 | RWL | — | | — | |
| 1972 23 | 7:40:52.07 | | — | — | 35.790 | 117.690 | — | | — | 10.40 | — | KKG | — | | — | | — | | — | | — | | — | |
| 1972 23 | 14:14:54.79 | | — | — | 37.310 | 117.450 | — | | — | 5.00* | — | KKG | — | | — | | — | | — | | — | | — | |
| 1972 24 | 18:32:28.05 | LM | — | 5 | 35.911 | 114.667 | 0.7 | C | 280 | 6.93 | 0.40 | RWL | — | | — | | — | | 1.4 | RWL | — | | — | |
| 1972 25 | 13:30: 1.76 | SIZ | — | — | 36.953 | 116.009 | — | | — | 8.00* | — | GDY | 5 | BRP | 4.0 | BRP | — | | — | | 4.0 | PDX | 4.0 | GDY |
| 1972 25 | 16:47:12.81 | LM | — | 5 | 36.685 | 114.763 | 2.5 | D | 207 | 12.97 | 2.70 | RWL | — | | — | | — | | 1.2 | RWL | — | | — | |
| 1972 25 | 20:50:17.21 | LM | — | 7 | 36.047 | 114.718 | 0.3 | B | 103 | 9.53 | 0.90 | RWL | — | | — | | — | | 2.3 | RWL | — | | — | |
| 1972 26 | 21:14:46.17 | | — | — | 36.320 | 114.900 | — | | — | 13.90 | — | KKG | — | | — | | — | | — | | — | | — | |
| 1972 27 | 11:35:39.42 | LM | — | 7 | 36.067 | 114.741 | 1.0 | C | 180 | 7.09 | 2.20 | RWL | — | | — | | — | | 1.5 | RWL | — | | — | |
| 1972 27 | 20:18:16.34 | | — | — | 37.450 | 115.640 | — | | — | 5.00* | — | KKG | — | | — | | — | | — | | — | | — | |
| 1972 28 | 1:37:45.57 | SIZ | — | — | 37.240 | 116.130 | — | | — | 5.00* | — | KKG | — | | — | | — | | — | | — | | — | |

SGB HISTORICAL HYPOCENTER SUMMARY 1868-1978

| DATE (UTC) | ORIGIN TIME HR MN SEC | HYPOCENTER FLAG | RMS | NO | LATITUDE | LONGITUDE | ERH | Q | GAP | DEPTH | ERZ | REF | INTENSITY I | REF | MAGNITUDE MS | REF | ML | REF | MD | REF | mb | REF | OTH | REF |
|---|---|---|---|---|---|---|---|---|---|---|---|---|---|---|---|---|---|---|---|---|---|---|---|---|
| 1972 JUL 28 | 2:36:43.75 | LM | — | 6 | 35.944 | 114.660 | 0.3 | C | 230 | 4.72 | 0.40 | RWL | — | | — | | — | | 2.1 | RWL | — | | — | |
| 1972 28 | 23:22: 6.75 | SIZ | — | — | 37.250 | 116.220 | — | | — | 5.00* | — | KKG | — | | — | | — | | — | | — | | — | |
| 1972 29 | 4:45: 3.76 | | — | — | 35.950 | 117.350 | — | | — | 0.00* | — | KKG | — | | — | | 3.0 | PAS | — | | — | | 3.0 | GDY |
| 1972 29 | 9:49:39.73 | LM | — | 6 | 36.114 | 114.685 | 0.3 | B | 179 | 6.44 | 0.30 | RWL | — | | — | | — | | 1.5 | RWL | — | | — | |
| 1972 29 | 22:40:16.50 | | — | — | 37.770 | 117.890 | — | | — | 12.30 | — | KKG | — | | — | | — | | — | | — | | — | |
| 1972 29 | 23:54: 9.35 | SIZ | — | — | 37.100 | 116.190 | — | | — | 0.00 | — | KKG | — | | — | | — | | — | | — | | — | |
| 1972 30 | 6:40: 7.62 | | — | — | 37.460 | 114.990 | — | | — | 0.00 | — | KKG | — | | — | | — | | — | | — | | — | |
| 1972 30 | 6:41:46.45 | | — | — | 37.460 | 115.000 | — | | — | 0.00 | — | KKG | — | | — | | — | | — | | — | | — | |
| 1972 30 | 9: 4:38.69 | | — | — | 37.450 | 115.000 | — | | — | 0.00 | — | KKG | — | | — | | — | | — | | — | | — | |
| 1972 30 | 14: 9:54.82 | | — | — | 35.814 | 117.591 | — | | — | 8.00* | — | GDY | — | | — | | 3.0 | PAS | — | | — | | 3.0 | GDY |
| 1972 30 | 19: 2:14.72 | | — | — | 35.775 | 117.639 | — | | — | 8.00* | — | GDY | 1 | BRP | — | | 3.4 | PAS | — | | — | | 3.4 | GDY |
| 1972 30 | 21:17: 5.39 | | — | — | 35.780 | 117.640 | — | | — | 8.00* | — | GDY | 1 | BRP | — | | 3.3 | PAS | — | | — | | 3.3 | GDY |
| 1972 30 | 23:17:53.53 | SIZ | — | — | 37.100 | 116.210 | — | | — | 0.00 | — | KKG | — | | — | | — | | — | | — | | — | |
| 1972 31 | 4:26:28.80 | | 0.59 | 8 | 38.130 | 116.217 | — | | — | — | — | RYN | — | | — | | 2.8 | RYN | — | | — | | — | |
| 1972 31 | 4:27:29.16 | | — | — | 38.030 | 116.240 | — | | — | 0.00 | — | KKG | — | | — | | — | | — | | — | | — | |
| 1972 AUG 1 | 3:14:33.01 | | — | — | 36.150 | 117.656 | — | | — | 8.00* | — | GDY | — | | 1.5 | BRP | 2.7 | PAS | — | | — | | 2.7 | GDY |
| 1972 1 | 5:16:59.70 | | — | — | 36.940 | 117.550 | — | | — | 8.80 | — | KKG | — | | — | | — | | — | | — | | — | |
| 1972 1 | 22:40: 8.02 | LM | — | 4 | 36.047 | 114.768 | — | C | 236 | 3.99 | — | RWL | — | | — | | — | | 2.5 | RWL | — | | — | |
| 1972 1 | 22:50: 8.16 | LM | — | 5 | 36.017 | 114.779 | 3.1 | D | 261 | 8.72 | 9.20 | RWL | — | | — | | — | | 2.1 | RWL | — | | — | |
| 1972 2 | 0:28:36.32 | | — | — | 36.030 | 115.420 | — | | — | 0.00 | — | KKG | — | | — | | — | | — | | — | | — | |
| 1972 3 | 1: 8:52.92 | SIZ | — | — | 37.330 | 116.220 | — | | — | 0.00 | — | KKG | — | | — | | — | | — | | — | | — | |
| 1972 3 | 7:19:16.59 | SIZ | — | — | 36.890 | 116.060 | — | | — | 0.00 | — | KKG | — | | — | | — | | — | | — | | — | |
| 1972 3 | 9:42:12.93 | | — | — | 36.910 | 117.490 | — | | — | 15.50 | — | KKG | — | | — | | — | | — | | — | | — | |
| 1972 3 | 12:53:30.42 | LM | — | 4 | 36.130 | 114.622 | — | C | 173 | 0.73 | — | RWL | — | | — | | — | | 1.0 | RWL | — | | — | |
| 1972 3 | 15:34: 5.54 | | — | — | 36.840 | 116.260 | — | | — | 0.00 | — | KKG | — | | — | | — | | — | | — | | — | |
| 1972 3 | 20:52:49.41 | | — | — | 37.410 | 117.840 | — | | — | 25.00* | — | KKG | — | | — | | — | | — | | — | | — | |
| 1972 3 | 23:28:18.07 | LM | — | 4 | 36.052 | 114.742 | — | C | 220 | 9.29 | — | RWL | — | | — | | — | | 1.1 | RWL | — | | — | |
| 1972 4 | 14:17:24.42 | | — | — | 37.430 | 114.840 | — | | — | 10.00* | — | KKG | — | | — | | — | | — | | — | | — | |
| 1972 4 | 18:59:52.75 | SIZ | — | — | 36.890 | 116.040 | — | | — | 0.00 | — | KKG | — | | — | | — | | — | | — | | — | |
| 1972 4 | 20:44:25.65 | | — | — | 37.730 | 115.080 | — | | — | 0.00 | — | KKG | — | | — | | — | | — | | — | | — | |
| 1972 4 | 21:50: 6.09 | | — | — | 36.100 | 115.370 | — | | — | 0.00* | — | KKG | — | | — | | — | | — | | — | | — | |
| 1972 5 | 0: 5:59.49 | | — | — | 35.700 | 115.990 | — | | — | 10.00* | — | KKG | — | | — | | — | | — | | — | | — | |
| 1972 5 | 12:37:13.35 | | — | — | 36.520 | 116.080 | — | | — | 25.00* | — | KKG | — | | — | | — | | — | | — | | — | |
| 1972 7 | 4:21: 6.81 | | — | — | 38.020 | 116.230 | — | | — | 0.00 | — | KKG | — | | — | | — | | — | | — | | — | |
| 1972 8 | 6:23:35.46 | SIZ | — | — | 37.000 | 116.280 | — | | — | 0.00 | — | KKG | — | | — | | — | | — | | — | | — | |
| 1972 9 | 20:25:52.95 | | — | — | 35.860 | 117.760 | — | | — | 20.00* | — | KKG | — | | — | | — | | — | | — | | — | |
| 1972 11 | 11:48:32.90 | | 1.17 | 8 | 38.100 | 116.272 | — | | — | — | — | RYN | — | | — | | 2.2 | RYN | — | | — | | — | |
| 1972 13 | 5:34:12.62 | | — | — | 37.700 | 115.090 | — | | — | 19.60 | — | KKG | — | | — | | 2.4 | RYN | — | | — | | — | |
| 1972 13 | 14: 1:39.30 | | — | — | 37.400 | 114.660 | — | | — | 18.00 | — | KKG | — | | — | | — | | — | | — | | — | |
| 1972 13 | 20:13:40.58 | SIZ | — | — | 36.910 | 116.080 | — | | — | 0.00* | — | KKG | — | | — | | — | | — | | — | | — | |
| 1972 14 | 7:59:45.76 | | — | — | 37.200 | 117.540 | — | | — | 15.00* | — | KKG | — | | — | | — | | — | | — | | — | |
| 1972 14 | 18: 1:25.85 | | — | — | 37.250 | 114.970 | — | | — | 12.70 | — | KKG | — | | — | | — | | — | | — | | — | |
| 1972 15 | 3:36:42.10 | | — | — | 37.700 | 116.010 | — | | — | 0.00* | — | KKG | — | | — | | — | | — | | — | | — | |
| 1972 15 | 7:12:53.00 | | 0.79 | 7 | 38.435 | 117.845 | — | | — | — | — | RYN | — | | — | | — | | — | | — | | — | |
| 1972 15 | 18:28:51.75 | | — | — | 37.480 | 115.290 | — | | — | 0.00 | — | KKG | — | | — | | — | | — | | — | | — | |
| 1972 16 | 2:40:34.23 | | — | — | 36.370 | 116.130 | — | | — | 0.00* | — | KKG | — | | — | | — | | — | | — | | — | |
| 1972 16 | 6:17:56.17 | SIZ | — | — | 37.250 | 116.450 | — | | — | 0.00 | — | KKG | — | | — | | — | | — | | — | | — | |
| 1972 16 | 19:34:24.69 | | — | — | 37.520 | 117.070 | — | | — | 5.00* | — | KKG | — | | — | | — | | — | | — | | — | |

SGB HISTORICAL HYPOCENTER SUMMARY 1868-1978

| DATE (UTC) | ORIGIN TIME HR MN SEC | HYPOCENTER FLAG | RMS | NO | LATITUDE | LONGITUDE | ERH | Q | GAP | DEPTH | ERZ | REF | INTENSITY I | REF | MAGNITUDE MS | REF | ML | REF | MD | REF | mb | REF | OTH | REF |
|---|---|---|---|---|---|---|---|---|---|---|---|---|---|---|---|---|---|---|---|---|---|---|---|---|
| 1972 AUG 19 | 3:32:30.98 | | — | — | 38.260 | 117.070 | — | | — | 25.00* | — | KKG | — | | — | | — | | — | | — | | — | |
| 1972 19 | 10:28: 7.86 | | — | — | 37.020 | 116.490 | — | | — | 25.00* | — | KKG | — | | — | | — | | — | | — | | — | |
| 1972 19 | 15:13:49.83 | | — | — | 37.260 | 114.710 | — | | — | 0.00 | — | KKG | — | | — | | — | | — | | — | | — | |
| 1972 19 | 20:12: 0.79 | | — | — | 35.950 | 115.530 | — | | — | 15.00* | — | KKG | — | | — | | — | | — | | — | | — | |
| 1972 19 | 23: 1:51.99 | | — | — | 36.890 | 117.880 | — | | — | 17.20 | — | KKG | — | | — | | — | | — | | — | | — | |
| 1972 20 | 1:20:34.84 | | — | — | 36.670 | 116.200 | — | | — | 20.00* | — | KKG | — | | — | | — | | — | | — | | — | |
| 1972 22 | 2:14:56.21 | | — | — | 38.470 | 116.050 | — | | — | 0.00 | — | KKG | — | | — | | — | | — | | — | | — | |
| 1972 22 | 10:58: 7.99 | | — | — | 38.190 | 117.070 | — | | — | 25.00* | — | KKG | — | | — | | — | | — | | — | | — | |
| 1972 22 | 12:19:44.85 | SIZ | — | — | 37.280 | 116.180 | — | | — | 20.00* | — | KKG | — | | — | | — | | — | | — | | — | |
| 1972 23 | 2:14:53.91 | LM | — | 6 | 36.006 | 114.790 | 0.4 | C | 223 | 6.43 | 1.00 | RWL | — | | — | | — | | 1.4 | RWL | — | | — | |
| 1972 23 | 8: 6:30.61 | SIZ | — | — | 36.880 | 116.000 | — | | — | 0.00 | — | KKG | — | | — | | — | | — | | — | | — | |
| 1972 23 | 8:58:43.35 | SIZ | — | — | 36.920 | 116.070 | — | | — | 0.00* | — | KKG | — | | — | | — | | — | | — | | — | |
| 1972 23 | 10:56:22.18 | SIZ | — | — | 36.860 | 115.940 | — | | — | 10.00* | — | KKG | — | | — | | — | | — | | — | | — | |
| 1972 23 | 12:36:52.15 | SIZ | — | — | 36.880 | 115.990 | — | | — | 0.00 | — | KKG | — | | — | | — | | — | | — | | — | |
| 1972 23 | 20:59:33.37 | SIZ | — | — | 36.890 | 116.010 | — | | — | 15.00* | — | KKG | — | | — | | — | | — | | — | | — | |
| 1972 23 | 23:20:52.30 | SIZ | — | — | 36.820 | 115.900 | — | | — | 15.00* | — | KKG | — | | — | | — | | — | | — | | — | |
| 1972 24 | 2:20: 4.40 | | — | — | 37.730 | 114.970 | — | | — | 16.90 | — | KKG | — | | — | | — | | — | | — | | — | |
| 1972 24 | 22:32:32.81 | | — | — | 35.821 | 117.596 | — | B | — | 8.00* | — | PAS | — | | 1.1 | BRP | 2.4 | PAS | — | | — | | — | |
| 1972 24 | 23:41:12.12 | LM | — | 4 | 35.978 | 114.788 | — | C | 173 | 8.45 | — | RWL | — | | — | | — | | 1.5 | RWL | — | | — | |
| 1972 25 | 3:28:32.78 | SIZ | — | — | 37.160 | 116.100 | — | | — | 0.00 | — | KKG | — | | — | | — | | — | | — | | — | |
| 1972 25 | 10: 4: 2.26 | SIZ | — | — | 36.900 | 116.040 | — | | — | 0.00 | — | KKG | — | | — | | — | | — | | — | | — | |
| 1972 25 | 22:20:42.45 | LM | — | 6 | 35.968 | 114.622 | 0.5 | C | 240 | 4.67 | 0.50 | RWL | — | | — | | — | | 1.1 | RWL | — | | — | |
| 1972 25 | 23: 9:24.01 | | — | — | 38.080 | 116.200 | — | | — | 20.00* | — | KKG | — | | — | | — | | — | | — | | — | |
| 1972 26 | 0: 2: 7.45 | SIZ | — | — | 37.360 | 116.210 | — | | — | 0.00 | — | KKG | — | | — | | — | | — | | — | | — | |
| 1972 26 | 4:41:11.55 | SIZ | — | — | 37.280 | 116.430 | — | | — | 0.00* | — | KKG | — | | — | | — | | — | | — | | — | |
| 1972 27 | 11:17:10.80 | | — | — | 38.200 | 115.850 | — | | — | 25.00* | — | KKG | — | | — | | — | | — | | — | | — | |
| 1972 27 | 11:31: 2.71 | | — | — | 38.230 | 115.940 | — | | — | 5.00* | — | KKG | — | | — | | — | | — | | — | | — | |
| 1972 27 | 17:23:29.66 | | — | — | 38.230 | 115.940 | — | | — | 0.00 | — | KKG | — | | — | | — | | — | | — | | — | |
| 1972 29 | 4:15:15.47 | | — | — | 36.370 | 116.870 | — | | — | 0.00 | — | KKG | — | | — | | — | | — | | — | | — | |
| 1972 29 | 4:41:22.69 | | — | — | 36.660 | 117.250 | — | | — | 15.00* | — | KKG | — | | — | | — | | — | | — | | — | |
| 1972 31 | 11:23:30.57 | | — | — | 37.490 | 116.390 | — | | — | 0.00* | — | KKG | — | | — | | — | | — | | — | | — | |
| 1972 31 | 21:36:37.92 | | — | — | 36.870 | 117.420 | — | | — | 16.40 | — | KKG | — | | — | | — | | — | | — | | — | |
| 1972 SEP 1 | 0: 5:17.91 | | — | — | 35.740 | 116.500 | — | | — | 10.00* | — | KKG | — | | — | | — | | — | | — | | — | |
| 1972 1 | 4:42: 1.10 | | — | — | 37.340 | 116.810 | — | | — | 0.00* | — | KKG | — | | — | | — | | — | | — | | — | |
| 1972 1 | 6:13:15.63 | | — | — | 35.680 | 117.580 | — | | — | 8.00 | — | KKG | — | | — | | — | | — | | — | | — | |
| 1972 2 | 14: 7:51.37 | LM | — | 4 | 36.134 | 114.637 | — | C | 116 | 0.69 | — | RWL | — | | — | | — | | 0.8 | RWL | — | | — | |
| 1972 3 | 21: 5: 6.75 | | — | — | 35.740 | 115.970 | — | | — | 15.00* | — | KKG | — | | — | | — | | — | | — | | — | |
| 1972 3 | 22:49:55.67 | | — | — | 36.560 | 116.310 | — | | — | 0.00 | — | KKG | — | | — | | — | | — | | — | | — | |
| 1972 4 | 9: 4:48.24 | | — | — | 36.570 | 116.330 | — | | — | 11.20 | — | KKG | — | | — | | — | | — | | — | | — | |
| 1972 4 | 14:35: 0.05 | LM | — | 6 | 36.049 | 114.724 | 0.2 | B | 162 | 8.53 | 0.30 | RWL | — | | — | | — | | 1.2 | RWL | — | | — | |
| 1972 4 | 17:20:34.21 | LM | — | 6 | 36.049 | 114.715 | 0.5 | B | 153 | 7.44 | 1.00 | RWL | — | | — | | — | | 1.1 | RWL | — | | — | |
| 1972 5 | 11:16: 6.30 | | — | — | 37.270 | 117.840 | — | | — | 10.00* | — | KKG | — | | — | | — | | — | | — | | — | |
| 1972 5 | 20:55:59.54 | | — | — | 37.180 | 117.740 | — | | — | 11.40 | — | KKG | — | | — | | — | | — | | — | | — | |
| 1972 6 | 2:54:22.79 | LM | — | 6 | 36.069 | 114.708 | 0.1 | B | 148 | 7.82 | 0.10 | RWL | — | | — | | — | | 1.6 | RWL | — | | — | |
| 1972 6 | 3:53:53.43 | | — | — | 37.130 | 117.610 | — | | — | 14.00 | — | KKG | — | | — | | 3.2 | RYN | — | | — | | 2.7 | PAS |
| 1972 6 | 20: 7:47.57 | LM | — | 7 | 36.019 | 114.654 | 0.4 | B | 105 | 6.63 | 1.00 | RWL | — | | — | | — | | 1.1 | RWL | — | | — | |
| 1972 7 | 4:39:47.75 | LM | — | 6 | 36.047 | 114.726 | 0.2 | B | 164 | 8.25 | 0.30 | RWL | — | | — | | — | | 1.4 | RWL | — | | — | |
| 1972 7 | 7:55:40.06 | LM | — | 7 | 36.070 | 114.699 | 0.6 | B | 139 | 6.72 | 1.10 | RWL | — | | — | | — | | 1.2 | RWL | — | | — | |

| DATE (UTC) | ORIGIN TIME HR MN SEC | HYPOCENTER FLAG | RMS | NO | LATITUDE | LONGITUDE | ERH | Q | GAP | DEPTH | ERZ | REF | INTENSITY I | REF | MAGNITUDE MS | REF | ML | REF | MD | REF | mb | REF | OTH | REF |
|---|---|---|---|---|---|---|---|---|---|---|---|---|---|---|---|---|---|---|---|---|---|---|---|---|
| 1972 SEP 7 | 18:27:20.11 | LM | — | 7 | 36.062 | 114.707 | 0.5 | B | 147 | 4.92 | 0.90 | RWL | — | | — | | — | | 1.8 | RWL | — | | — | |
| 1972 7 | 19:31:56.52 | | — | — | 37.840 | 116.220 | — | | — | 0.00 | — | KKG | — | | — | | — | | — | | — | | — | |
| 1972 7 | 20:38:26.74 | SIZ | — | — | 37.040 | 115.980 | — | | — | 11.50 | — | KKG | — | | — | | — | | — | | — | | — | |
| 1972 7 | 21:26:25.51 | LM | — | 5 | 36.006 | 114.829 | 0.6 | C | 254 | 8.77 | 0.90 | RWL | — | | — | | — | | 1.5 | RWL | — | | — | |
| 1972 7 | 21:58:55.56 | | — | — | 37.080 | 115.520 | — | | — | 10.00* | — | KKG | — | | — | | 3.6 | RYN | — | | — | | — | |
| 1972 9 | 20:52:21.00 | | 0.01 | 8 | 38.088 | 117.983 | — | | — | — | — | RYN | — | | — | | 2.2 | RYN | — | | — | | — | |
| 1972 10 | 2:31:34.95 | SIZ | — | — | 36.920 | 116.010 | — | | — | 0.60 | — | KKG | — | | — | | — | | — | | — | | — | |
| 1972 10 | 6:42:37.72 | | — | — | 36.780 | 115.390 | — | | — | 0.00 | — | KKG | — | | — | | — | | — | | — | | — | |
| 1972 12 | 14: 3:30.96 | | — | — | 37.000 | 117.580 | — | | — | 15.00* | — | KKG | — | | — | | — | | — | | — | | — | |
| 1972 12 | 14: 4:14.65 | | — | — | 36.990 | 117.600 | — | | — | 15.00* | — | KKG | — | | — | | — | | — | | — | | — | |
| 1972 12 | 22: 3:22.32 | | — | — | 36.990 | 117.570 | — | | — | 10.00* | — | KKG | — | | — | | — | | — | | — | | — | |
| 1972 12 | 22:50:58.70 | | — | — | 37.350 | 117.210 | — | | — | 5.00* | — | KKG | — | | — | | 2.0 | RYN | — | | — | | — | |
| 1972 12 | 23:19: 1.00 | | — | — | 37.490 | 116.390 | — | | — | 0.00* | — | KKG | — | | — | | — | | — | | — | | — | |
| 1972 13 | 8:23: 5.00 | | 0.77 | 13 | 37.196 | 117.869 | — | | — | — | — | RYN | — | | — | | 2.2 | RYN | — | | — | | — | |
| 1972 13 | 11:26:35.90 | | 0.97 | 10 | 37.000 | 115.148 | — | | — | — | — | RYN | — | | — | | 2.3 | RYN | — | | — | | — | |
| 1972 13 | 16:44: 4.15 | | — | — | 37.320 | 117.270 | — | | — | 0.00* | — | KKG | — | | — | | — | | — | | — | | — | |
| 1972 14 | 1:40:42.35 | | — | — | 37.100 | 115.560 | — | | — | 31.80 | — | KKG | — | | — | | — | | — | | — | | — | |
| 1972 14 | 4:53:55.69 | | — | — | 37.110 | 115.540 | — | | — | 22.80 | — | KKG | — | | — | | — | | — | | — | | — | |
| 1972 14 | 7:11:51.69 | LM | — | 7 | 36.031 | 114.787 | 0.7 | C | 218 | 9.62 | 0.80 | RWL | — | | — | | — | | 1.3 | RWL | — | | — | |
| 1972 14 | 14: 1:49.42 | LM | — | 7 | 36.067 | 114.699 | 0.8 | B | 140 | 6.59 | 1.20 | RWL | — | | — | | — | | 1.8 | RWL | — | | — | |
| 1972 14 | 17:39:56.80 | | — | — | 37.500 | 117.580 | — | | — | 0.00 | — | KKG | — | | — | | — | | — | | — | | — | |
| 1972 14 | 18:41:51.90 | | — | — | 37.350 | 117.170 | — | | — | 0.00 | — | KKG | — | | — | | — | | — | | — | | — | |
| 1972 14 | 23:29:54.71 | | — | — | 37.490 | 117.580 | — | | — | 5.00* | — | KKG | — | | — | | — | | — | | — | | — | |
| 1972 14 | 23:56:58.36 | | — | — | 37.310 | 117.010 | — | | — | 0.00* | — | KKG | — | | — | | — | | — | | — | | — | |
| 1972 15 | 0:45:35.62 | | — | — | 37.370 | 117.170 | — | | — | 5.00* | — | KKG | — | | — | | — | | — | | — | | — | |
| 1972 15 | 0:57:52.90 | | — | — | 37.490 | 117.520 | — | | — | 5.00* | — | KKG | — | | — | | — | | — | | — | | — | |
| 1972 15 | 4:49:27.99 | | — | — | 37.400 | 117.260 | — | | — | 0.00* | — | KKG | — | | — | | — | | — | | — | | — | |
| 1972 15 | 4:58:33.23 | | — | — | 37.490 | 117.540 | — | | — | 0.00* | — | KKG | — | | — | | — | | — | | — | | — | |
| 1972 15 | 12: 9:54.73 | | — | — | 37.310 | 115.250 | — | | — | 0.00 | — | KKG | — | | — | | — | | — | | — | | — | |
| 1972 15 | 13:53: 9.53 | | — | — | 37.430 | 117.360 | — | | — | 5.00* | — | KKG | — | | — | | — | | — | | — | | — | |
| 1972 15 | 14:13:57.99 | | — | — | 37.230 | 115.140 | — | | — | 25.00* | — | KKG | — | | — | | — | | — | | — | | — | |
| 1972 15 | 22:15:27.34 | | — | — | 36.320 | 114.930 | — | | — | 17.70 | — | KKG | — | | — | | — | | — | | — | | — | |
| 1972 16 | 17:47:33.57 | | — | — | 37.520 | 115.700 | — | | — | 5.00* | — | KKG | — | | — | | — | | — | | — | | — | |
| 1972 17 | 7:14:30.86 | | — | — | 37.850 | 117.960 | — | | — | 0.00* | — | KKG | — | | — | | — | | — | | — | | — | |
| 1972 18 | 12: 5:38.92 | | — | — | 37.420 | 116.940 | — | | — | 0.00* | — | KKG | — | | — | | — | | — | | — | | — | |
| 1972 19 | 5:28:48.67 | LM | — | 7 | 36.103 | 114.679 | 0.3 | B | 110 | 4.37 | 0.50 | RWL | — | | — | | — | | 1.6 | RWL | — | | — | |
| 1972 19 | 8:36:17.82 | LM | — | 6 | 36.098 | 114.671 | 1.0 | C | 182 | 5.34 | 1.50 | RWL | — | | — | | — | | 1.0 | RWL | — | | — | |
| 1972 19 | 19:54:20.35 | | — | — | 35.900 | 115.590 | — | | — | 21.00* | — | KKG | — | | — | | — | | — | | — | | — | |
| 1972 19 | 22:13:14.24 | | — | — | 36.320 | 114.920 | — | | — | 15.00* | — | KKG | — | | — | | — | | — | | — | | — | |
| 1972 19 | 22:46:38.92 | | — | — | 35.630 | 116.050 | — | | — | 0.00* | — | KKG | — | | — | | — | | — | | — | | — | |
| 1972 20 | 7:22:48.51 | | — | — | 38.020 | 117.830 | — | | — | 0.00* | — | KKG | — | | — | | — | | — | | — | | — | |
| 1972 21 | 4:41:18.82 | LM | — | 9 | 36.099 | 114.676 | 0.8 | B | 110 | 6.28 | 1.80 | RWL | — | | — | | — | | 1.7 | RWL | — | | — | |
| 1972 21 | 18:59:48.99 | SIZ | — | — | 37.100 | 116.030 | — | | — | 20.00* | — | KKG | — | | — | | — | | — | | — | | — | |
| 1972 22 | 8:48:25.86 | | — | — | 37.840 | 117.760 | — | | — | 10.00* | — | KKG | — | | — | | — | | — | | — | | — | |
| 1972 22 | 9:11:40.64 | LM | — | 9 | 36.019 | 114.803 | 0.7 | C | 232 | 8.78 | 0.90 | RWL | — | | — | | — | | 1.8 | RWL | — | | — | |
| 1972 22 | 16:13:50.65 | LM | — | 6 | 36.020 | 114.790 | 1.2 | C | 222 | 8.43 | 1.60 | RWL | — | | — | | — | | 1.6 | RWL | — | | — | |
| 1972 22 | 16:22:19.78 | | — | — | 36.560 | 115.230 | — | | — | 20.00* | — | KKG | — | | — | | — | | — | | — | | — | |
| 1972 23 | 1:29:51.64 | LM | — | 7 | 36.095 | 114.666 | 1.0 | B | 105 | 5.00* | 2.70 | RWL | — | | — | | — | | 1.5 | RWL | — | | — | |

| DATE (UTC) | ORIGIN TIME HR MN SEC | HYPOCENTER FLAG | RMS | NO | LATITUDE | LONGITUDE | ERH | Q | GAP | DEPTH | ERZ | REF | INTENSITY I | REF | MAGNITUDE MS | REF | ML | REF | MD | REF | mb | REF | OTH | REF |
|---|---|---|---|---|---|---|---|---|---|---|---|---|---|---|---|---|---|---|---|---|---|---|---|---|
| 1972 SEP 23 | 6:14:48.08 | SIZ | — | — | 36.770 | 115.840 | — | | — | 10.80 | — | KKG | — | | — | | 2.8 | RYN | — | | — | | 3.0 | PAS |
| 1972 23 | 13:14:31.69 | LM | — | 6 | 36.065 | 114.708 | 0.3 | B | 148 | 5.07 | 0.60 | RWL | — | | — | | — | | 1.2 | RWL | — | | — | |
| 1972 23 | 15:58:47.96 | SIZ | — | — | 37.140 | 116.430 | — | | — | 0.00 | — | KKG | — | | — | | — | | — | | — | | — | |
| 1972 23 | 16: 0:38.81 | SIZ | — | — | 37.180 | 116.410 | — | | — | 5.00* | — | KKG | — | | — | | — | | — | | — | | — | |
| 1972 23 | 19: 5:20.93 | SIZ | — | — | 37.160 | 116.420 | — | | — | 5.00* | — | KKG | — | | — | | — | | — | | — | | — | |
| 1972 24 | 6:35: 6.84 | | — | — | 36.740 | 116.080 | — | | — | 0.00* | — | KKG | — | | — | | — | | — | | — | | — | |
| 1972 24 | 7:59:11.89 | SIZ | — | — | 36.740 | 116.070 | — | | — | 11.20 | — | KKG | — | | — | | — | | — | | — | | — | |
| 1972 24 | 8:50:48.90 | LM | — | 5 | 36.021 | 114.787 | 1.0 | C | 219 | 8.55 | 1.30 | RWL | — | | — | | — | | 1.6 | RWL | — | | — | |
| 1972 24 | 20:42: 0.69 | LM | — | 7 | 36.051 | 114.720 | 0.5 | B | 159 | 6.78 | 1.00 | RWL | — | | — | | — | | 1.4 | RWL | — | | — | |
| 1972 26 | 2: 1:56.44 | SIZ | — | — | 36.850 | 116.060 | — | | — | 20.00* | — | KKG | — | | — | | — | | — | | — | | — | |
| 1972 26 | 2:14: 5.46 | LM | — | 5 | 36.085 | 114.671 | 0.1 | C | 211 | 4.62 | 0.20 | RWL | — | | — | | — | | 1.1 | RWL | — | | — | |
| 1972 26 | 5:10:34.83 | | — | — | 37.060 | 117.390 | — | | — | 16.10 | — | KKG | — | | — | | — | | — | | — | | — | |
| 1972 26 | 6:27:25.33 | LM | — | 10 | 36.021 | 114.808 | 0.8 | C | 236 | 8.51 | 1.30 | RWL | — | | — | | — | | 1.8 | RWL | — | | — | |
| 1972 26 | 6:28:31.79 | LM | — | 9 | 36.019 | 114.811 | 0.8 | C | 239 | 8.97 | 1.40 | RWL | — | | — | | — | | 1.9 | RWL | — | | — | |
| 1972 26 | 8:14: 6.73 | LM | — | 5 | 36.016 | 114.801 | 0.8 | C | 156 | 9.35 | 1.10 | RWL | — | | — | | — | | 0.9 | RWL | — | | — | |
| 1972 26 | 12:55:14.41 | | — | — | 37.010 | 116.400 | — | | — | 0.00* | — | KKG | — | | — | | — | | — | | — | | — | |
| 1972 26 | 15:54:51.44 | SIZ | — | — | 37.100 | 116.140 | — | | — | 25.00 | — | KKG | — | | — | | — | | — | | — | | — | |
| 1972 26 | 17:15:59.11 | | — | — | 36.900 | 116.410 | — | | — | 15.00* | — | KKG | — | | — | | — | | — | | — | | — | |
| 1972 26 | 21:50:15.94 | SIZ | — | — | 36.890 | 116.020 | — | | — | 0.00 | — | KKG | — | | — | | — | | — | | — | | — | |
| 1972 26 | 21:54:38.78 | SIZ | — | — | 36.890 | 116.030 | — | | — | 4.50 | — | KKG | — | | — | | — | | — | | — | | — | |
| 1972 27 | 12:29:49.00 | | 1.94 | 8 | 38.479 | 114.814 | — | | — | — | — | RYN | — | | — | | 3.8 | RYN | — | | — | | — | |
| 1972 27 | 17:37:22.95 | | — | — | 37.370 | 115.490 | — | | — | 0.00 | — | KKG | — | | — | | — | | — | | — | | — | |
| 1972 27 | 20:41:17.20 | SIZ | — | — | 36.880 | 116.000 | — | | — | 0.00 | — | KKG | — | | — | | — | | — | | — | | — | |
| 1972 27 | 22: 5: 4.45 | | — | — | 38.260 | 115.630 | — | | — | 30.40 | — | KKG | — | | — | | — | | — | | — | | — | |
| 1972 28 | 1:36:20.20 | SIZ | — | — | 36.940 | 116.060 | — | | — | 20.00* | — | KKG | — | | — | | — | | — | | — | | — | |
| 1972 28 | 10: 2:36.56 | SIZ | — | — | 36.870 | 115.960 | — | | — | 10.00* | — | KKG | — | | — | | — | | — | | — | | — | |
| 1972 29 | 0:43:25.43 | LM | — | 3 | 36.077 | 114.688 | — | C | 219 | 5.00* | — | RWL | — | | — | | — | | 0.5 | RWL | — | | — | |
| 1972 29 | 4:33:39.75 | | — | — | 36.760 | 116.140 | — | | — | 4.20 | — | KKG | — | | — | | — | | — | | — | | — | |
| 1972 29 | 5:23:53.12 | LM | — | 4 | 36.009 | 114.787 | — | C | 220 | 6.64 | — | RWL | — | | — | | — | | 1.3 | RWL | — | | — | |
| 1972 29 | 7:43:45.59 | | — | — | 36.850 | 117.490 | — | | — | 5.00* | — | KKG | — | | — | | — | | — | | — | | — | |
| 1972 29 | 10:34:24.04 | LM | — | 8 | 36.096 | 114.673 | 0.8 | B | 110 | 5.00* | 2.20 | RWL | — | | — | | — | | 1.7 | RWL | — | | — | |
| 1972 29 | 12:29:53.61 | | — | — | 37.360 | 115.250 | — | | — | 13.80 | — | KKG | — | | — | | — | | — | | — | | — | |
| 1972 30 | 20:20: 4.64 | | — | — | 35.890 | 117.370 | — | | — | 15.00* | — | KKG | — | | — | | — | | — | | — | | — | |
| 1972 OCT 1 | 5:28: 8.83 | SIZ | — | — | 37.190 | 116.280 | — | | — | 5.00* | — | KKG | — | | — | | — | | — | | — | | — | |
| 1972 1 | 11:47:15.16 | | — | — | 36.560 | 117.550 | — | | — | 15.00* | — | KKG | — | | — | | — | | — | | — | | — | |
| 1972 1 | 12:48:31.32 | | — | — | 35.930 | 117.340 | — | | — | 14.70 | — | KKG | — | | — | | — | | — | | — | | — | |
| 1972 2 | 17:55:16.35 | LM | — | 3 | 36.077 | 114.688 | — | C | 219 | 5.00* | — | RWL | — | | — | | — | | 1.1 | RWL | — | | — | |
| 1972 3 | 13:22:36.49 | SIZ | — | — | 37.190 | 116.290 | — | | — | 5.00* | — | KKG | — | | — | | — | | — | | — | | — | |
| 1972 3 | 18:15:52.78 | | — | — | 37.520 | 116.500 | — | | — | 10.00* | — | KKG | — | | — | | — | | — | | — | | — | |
| 1972 3 | 21:12:15.40 | | 0.41 | 7 | 38.343 | 116.561 | — | | — | — | — | RYN | — | | — | | 3.0 | RYN | — | | — | | — | |
| 1972 4 | 10:31: 5.10 | | 0.06 | 7 | 38.313 | 116.351 | — | | — | — | — | RYN | — | | — | | 2.7 | RYN | — | | — | | — | |
| 1972 5 | 22:20:52.50 | | — | — | 35.980 | 115.100 | — | | — | 5.00* | — | KKG | — | | — | | — | | — | | — | | — | |
| 1972 6 | 0:22:50.54 | | — | — | 37.270 | 115.330 | — | | — | 25.00* | — | KKG | — | | — | | — | | — | | — | | — | |
| 1972 6 | 12:28:23.22 | LM | — | 6 | 36.027 | 114.661 | 0.2 | B | 110 | 7.31 | 0.30 | RWL | — | | — | | — | | 0.9 | RWL | — | | — | |
| 1972 6 | 22:51:59.69 | LM | — | — | 35.840 | 114.760 | — | | — | 15.00* | — | KKG | — | | — | | — | | — | | — | | — | |
| 1972 7 | 1:22: 3.39 | | — | — | 37.820 | 117.040 | — | | — | 25.00* | — | KKG | — | | — | | — | | — | | — | | — | |
| 1972 7 | 3:53:33.09 | | — | — | 37.330 | 117.710 | — | | — | 10.00* | — | KKG | — | | — | | — | | — | | — | | — | |
| 1972 7 | 14:17: 7.42 | | — | — | 36.400 | 117.520 | — | | — | 0.00* | — | KKG | — | | — | | — | | — | | — | | — | |

| DATE (UTC) | ORIGIN TIME HR MN SEC | HYPOCENTER FLAG | RMS | NO | LATITUDE | LONGITUDE | ERH | Q | GAP | DEPTH | ERZ | REF | INTENSITY I | REF | MAGNITUDE MS | REF | ML | REF | MD | REF | mb | REF | OTH | REF |
|---|---|---|---|---|---|---|---|---|---|---|---|---|---|---|---|---|---|---|---|---|---|---|---|---|
| 1972 OCT 7 | 21:16:45.40 | | 0.51 | 8 | 38.242 | 116.400 | — | | — | — | — | RYN | — | | — | | 2.9 | RYN | — | | — | | — | |
| 1972 8 | 1:21:31.22 | | — | — | 38.330 | 116.470 | — | | — | 5.00* | — | KKG | — | | — | | — | | — | | — | | — | |
| 1972 8 | 2:48:26.48 | | — | — | 38.000 | 115.580 | — | | — | 5.00* | — | KKG | — | | — | | — | | — | | — | | — | |
| 1972 8 | 4:47:31.34 | | — | — | 36.670 | 116.220 | — | | — | 1.10 | — | KKG | — | | — | | — | | — | | — | | — | |
| 1972 8 | 9:55:18.94 | | — | — | 37.130 | 117.010 | — | | — | 12.40 | — | KKG | — | | — | | — | | — | | — | | — | |
| 1972 8 | 17:25:48.86 | | — | — | 38.150 | 115.950 | — | | — | 20.00* | — | KKG | — | | — | | — | | — | | — | | — | |
| 1972 8 | 19:25:34.35 | | — | — | 35.830 | 115.880 | — | | — | 25.00* | — | KKG | — | | — | | — | | — | | — | | — | |
| 1972 9 | 9:37:53.56 | | — | — | 37.330 | 117.780 | — | | — | 7.10* | — | KKG | — | | — | | — | | — | | — | | — | |
| 1972 10 | 3:59:56.61 | | — | — | 37.330 | 117.780 | — | | — | 15.00* | — | KKG | — | | — | | — | | — | | — | | — | |
| 1972 10 | 7: 5:13.11 | | — | — | 37.250 | 117.680 | — | | — | 0.00 | — | KKG | — | | — | | — | | — | | — | | — | |
| 1972 10 | 8: 5:55.51 | | — | — | 37.310 | 117.760 | — | | — | 5.00* | — | KKG | — | | — | | — | | — | | — | | — | |
| 1972 10 | 11:40:41.99 | | — | — | 37.290 | 117.720 | — | | — | 10.00* | — | KKG | — | | — | | — | | — | | — | | — | |
| 1972 10 | 11:55:52.68 | | — | — | 37.360 | 117.580 | — | | — | 25.00* | — | KKG | — | | — | | — | | — | | — | | — | |
| 1972 10 | 12: 2: 0.36 | | — | — | 37.040 | 116.850 | — | | — | 0.00* | — | KKG | — | | — | | — | | — | | — | | — | |
| 1972 10 | 12:47:21.63 | | — | — | 37.120 | 115.540 | — | | — | 19.60 | — | KKG | — | | — | | — | | — | | — | | — | |
| 1972 10 | 15:45:58.15 | LM | — | 4 | 35.950 | 114.657 | — | C | 153 | 13.62 | — | RWL | — | | — | | — | | 1.2 | RWL | — | | — | |
| 1972 10 | 18: 6:28.64 | LM | — | 4 | 35.946 | 114.773 | — | C | 228 | 1.68 | — | RWL | — | | — | | — | | 1.1 | RWL | — | | — | |
| 1972 11 | 1:47:20.16 | SIZ | — | — | 37.130 | 116.040 | — | | — | 25.00* | — | KKG | — | | — | | — | | — | | — | | — | |
| 1972 11 | 20:50:33.90 | | 0.73 | 7 | 38.247 | 116.407 | — | | — | — | — | RYN | — | | — | | 3.2 | RYN | — | | — | | — | |
| 1972 12 | 1:39:54.67 | | — | — | 37.240 | 114.860 | — | | — | 0.00* | — | KKG | — | | — | | — | | — | | — | | — | |
| 1972 12 | 8:49:11.23 | | — | — | 37.240 | 114.870 | — | | — | 0.00* | — | KKG | — | | — | | — | | — | | — | | — | |
| 1972 12 | 13:12:32.19 | | — | — | 38.320 | 116.460 | — | | — | 10.00* | — | KKG | — | | — | | — | | — | | — | | — | |
| 1972 12 | 13:28:54.39 | LM | — | 8 | 36.070 | 114.708 | 0.3 | B | 103 | 7.98 | 0.80 | RWL | — | | — | | — | | 1.4 | RWL | — | | — | |
| 1972 12 | 14:42: 7.03 | | — | — | 38.180 | 115.960 | — | | — | 20.00* | — | KKG | — | | — | | — | | — | | — | | — | |
| 1972 13 | 1:30:57.69 | LM | — | 6 | 36.021 | 114.688 | 0.3 | C | 183 | 9.26 | 0.40 | RWL | — | | — | | — | | 0.9 | RWL | — | | — | |
| 1972 13 | 16: 4:32.15 | | — | — | 37.170 | 115.340 | — | | — | 25.00* | — | KKG | — | | — | | — | | — | | — | | — | |
| 1972 13 | 21:18:11.50 | | 0.12 | 6 | 38.301 | 116.414 | — | | — | — | — | RYN | — | | — | | 1.8 | RYN | — | | — | | — | |
| 1972 13 | 21:42: 9.84 | | — | — | 38.270 | 115.990 | — | | — | 10.00* | — | KKG | — | | — | | — | | — | | — | | — | |
| 1972 14 | 0:59: 4.59 | LM | — | 6 | 36.002 | 114.723 | 0.7 | B | 121 | 7.63 | 1.40 | RWL | — | | — | | — | | 1.2 | RWL | — | | — | |
| 1972 14 | 7:35:26.60 | | 0.15 | 5 | 38.315 | 116.419 | — | | — | — | — | RYN | — | | — | | 2.9 | RYN | — | | — | | — | |
| 1972 14 | 7:49:10.51 | | — | — | 38.310 | 116.410 | — | | — | 10.10 | — | KKG | — | | — | | — | | — | | — | | — | |
| 1972 14 | 13:30:15.10 | SIZ | — | — | 36.890 | 115.940 | — | | — | 5.00* | — | KKG | — | | — | | — | | — | | — | | — | |
| 1972 14 | 15:25: 1.77 | SIZ | — | — | 37.330 | 116.650 | — | | — | 0.00* | — | KKG | — | | — | | — | | — | | — | | — | |
| 1972 14 | 16:11:44.02 | | — | — | 37.510 | 114.750 | — | | — | 18.20 | — | KKG | — | | — | | — | | — | | — | | — | |
| 1972 14 | 16:37:30.57 | | — | — | 36.410 | 115.020 | — | | — | 5.00* | — | KKG | — | | — | | — | | — | | — | | — | |
| 1972 14 | 18:35:54.30 | | — | — | 38.100 | 116.000 | — | | — | 20.00* | — | KKG | — | | — | | — | | — | | — | | — | |
| 1972 15 | 14: 8: 2.65 | LM | — | 8 | 35.893 | 114.828 | 1.6 | C | 289 | 3.79 | 2.40 | RWL | — | | — | | — | | 1.9 | RWL | — | | — | |
| 1972 16 | 7:33:30.57 | | — | — | 37.700 | 115.050 | — | | — | 15.80 | — | KKG | — | | — | | — | | — | | — | | — | |
| 1972 17 | 3:35:14.86 | LM | — | 4 | 36.071 | 114.738 | — | C | 258 | 8.10 | — | RWL | — | | — | | — | | 1.4 | RWL | — | | — | |
| 1972 17 | 10:27:44.13 | | — | — | 37.220 | 114.630 | — | | — | 0.00* | — | KKG | — | | — | | — | | — | | — | | — | |
| 1972 17 | 12:46:42.07 | | — | — | 37.210 | 114.630 | — | | — | 15.00* | — | KKG | — | | — | | — | | — | | — | | — | |
| 1972 17 | 15:27:38.22 | | — | — | 37.330 | 114.680 | — | | — | 10.00* | — | KKG | — | | — | | — | | — | | — | | — | |
| 1972 17 | 19:22: 2.28 | | — | — | 38.270 | 116.150 | — | | — | 10.00* | — | KKG | — | | — | | — | | — | | — | | — | |
| 1972 18 | 0:18:56.74 | LM | — | 4 | 36.014 | 114.808 | — | C | 125 | 7.21 | — | RWL | — | | — | | — | | 1.0 | RWL | — | | — | |
| 1972 19 | 5:17:22.45 | | — | — | 37.440 | 117.880 | — | | — | 10.00* | — | KKG | — | | — | | — | | — | | — | | — | |
| 1972 19 | 16:42:58.46 | | — | — | 37.260 | 114.840 | — | | — | 0.00* | — | KKG | — | | — | | — | | — | | — | | — | |
| 1972 20 | 18:38: 6.63 | | — | — | 36.370 | 114.850 | — | | — | 0.00 | — | KKG | — | | — | | — | | — | | — | | — | |
| 1972 20 | 23:16: 6.80 | LM | — | 6 | 36.094 | 114.678 | 0.5 | B | 161 | 4.61 | 0.60 | RWL | — | | — | | — | | 1.6 | RWL | — | | — | |

| DATE (UTC) | ORIGIN TIME HR MN SEC | HYPOCENTER FLAG | RMS | NO | LATITUDE | LONGITUDE | ERH | Q | GAP | DEPTH | ERZ | REF | INTENSITY I | REF | MAGNITUDE MS | REF | ML | REF | MD | REF | mb | REF | OTH | REF |
|---|---|---|---|---|---|---|---|---|---|---|---|---|---|---|---|---|---|---|---|---|---|---|---|---|
| 1972 OCT 21 | 6:14:36.79 | | — | — | 37.470 | 115.650 | — | | — | 5.00* | — | KKG | — | | — | | — | | — | | — | | — | |
| 1972 21 | 22:35:11.07 | | — | — | 37.080 | 115.530 | — | | — | 0.00 | — | KKG | — | | — | | — | | — | | — | | — | |
| 1972 22 | 0: 5:59.77 | LM | — | 5 | 36.119 | 114.659 | 0.6 | C | 200 | 5.05 | 1.30 | RWL | — | | — | | — | | 1.8 | RWL | — | | — | |
| 1972 22 | 4:45:47.13 | | — | — | 37.090 | 114.880 | — | | — | 20.00* | — | KKG | — | | — | | — | | — | | — | | — | |
| 1972 22 | 11:49:24.95 | | — | — | 37.230 | 114.820 | — | | — | 5.00* | — | KKG | — | | — | | — | | — | | — | | — | |
| 1972 22 | 12:33:30.75 | | — | — | 37.290 | 114.610 | — | | — | 10.00* | — | KKG | — | | — | | — | | — | | — | | — | |
| 1972 22 | 14:33:26.30 | SIZ | — | — | 36.980 | 116.020 | — | | — | 8.90 | — | KKG | — | | — | | — | | — | | — | | — | |
| 1972 23 | 2:13:48.26 | | — | — | 36.760 | 116.270 | — | | — | 5.00* | — | KKG | — | | — | | — | | — | | — | | — | |
| 1972 23 | 8: 2: 9.33 | | — | — | 37.200 | 114.840 | — | | — | 0.00* | — | KKG | — | | — | | — | | — | | — | | — | |
| 1972 23 | 8:30:48.43 | | — | — | 37.690 | 114.870 | — | | — | 25.00* | — | KKG | — | | — | | — | | — | | — | | — | |
| 1972 23 | 14:50:58.92 | | — | — | 37.310 | 116.930 | — | | — | 5.00* | — | KKG | — | | — | | — | | — | | — | | — | |
| 1972 23 | 15:11:27.55 | | — | — | 37.380 | 114.790 | — | | — | 15.00* | — | KKG | — | | — | | — | | — | | — | | — | |
| 1972 23 | 19:39:58.71 | | — | — | 37.280 | 114.930 | — | | — | 0.00* | — | KKG | — | | — | | — | | — | | — | | — | |
| 1972 24 | 5:50:19.60 | | — | — | 37.290 | 114.970 | — | | — | 0.00* | — | KKG | — | | — | | — | | — | | — | | — | |
| 1972 24 | 13:21:47.49 | | — | — | 37.220 | 114.810 | — | | — | 0.00* | — | KKG | — | | — | | — | | — | | — | | — | |
| 1972 24 | 21: 2: 2.85 | LM | — | 4 | 36.114 | 114.738 | — | C | 210 | 7.34 | — | RWL | — | | — | | — | | 1.6 | RWL | — | | — | |
| 1972 27 | 6:53:21.32 | | — | — | 36.380 | 116.350 | — | | — | 20.00* | — | KKG | — | | — | | — | | — | | — | | — | |
| 1972 27 | 8:26: 9.13 | | — | — | 36.040 | 115.110 | — | | — | 15.60 | — | KKG | — | | — | | — | | — | | — | | — | |
| 1972 27 | 15:33:25.17 | | — | — | 37.240 | 114.840 | — | | — | 0.00* | — | KKG | — | | — | | — | | — | | — | | — | |
| 1972 28 | 19: 1:24.98 | | — | — | 37.260 | 114.840 | — | | — | 17.50 | — | KKG | — | | — | | 3.4 | PDX | — | | — | | 3.4 | GDY |
| 1972 28 | 21:17:56.95 | SIZ | — | — | 37.040 | 115.900 | — | | — | 13.50 | — | KKG | — | | — | | — | | — | | — | | — | |
| 1972 28 | 21:20: 5.53 | SIZ | — | — | 37.060 | 115.970 | — | | — | 11.80 | — | KKG | — | | — | | — | | — | | — | | — | |
| 1972 28 | 23: 6:19.90 | | — | — | 37.850 | 114.900 | — | | — | 5.00* | — | KKG | — | | — | | — | | — | | — | | — | |
| 1972 29 | 1:34:18.41 | | — | — | 37.720 | 114.830 | — | | — | 20.00* | — | KKG | — | | — | | — | | — | | — | | — | |
| 1972 29 | 7: 3:28.18 | | — | — | 37.390 | 114.840 | — | | — | 25.00* | — | KKG | — | | — | | — | | — | | — | | — | |
| 1972 29 | 11:35: 7.74 | | — | — | 37.240 | 114.860 | — | | — | 0.00* | — | KKG | — | | — | | 3.5 | RYN | — | | — | | 3.2 | PDX |
| 1972 29 | 13:12:10.66 | | — | — | 37.350 | 114.850 | — | | — | 25.00* | — | KKG | — | | — | | — | | — | | — | | — | |
| 1972 29 | 20:27: 4.35 | | — | — | 37.300 | 114.810 | — | | — | 20.00* | — | KKG | — | | — | | 3.2 | RYN | — | | — | | 3.1 | PDX |
| 1972 30 | 2: 7:21.10 | | — | — | 37.200 | 114.820 | — | | — | 0.00* | — | KKG | — | | — | | — | | — | | — | | — | |
| 1972 30 | 7: 8:21.40 | | — | — | 37.210 | 114.810 | — | | — | 0.00* | — | KKG | — | | — | | — | | — | | — | | — | |
| 1972 30 | 8:13: 9.60 | | — | — | 37.210 | 114.830 | — | | — | 0.00* | — | KKG | — | | — | | — | | — | | — | | — | |
| 1972 30 | 14: 3: 6.88 | | — | — | 37.200 | 114.820 | — | | — | 0.00* | — | KKG | — | | — | | — | | — | | — | | — | |
| 1972 31 | 4: 2:50.85 | | — | — | 37.260 | 114.840 | — | | — | 0.00* | — | KKG | — | | — | | — | | — | | — | | — | |
| 1972 31 | 5:26:50.36 | SIZ | — | — | 36.820 | 115.930 | — | | — | 15.00* | — | KKG | — | | — | | — | | — | | — | | — | |
| 1972 NOV 1 | 18:57:27.25 | | — | — | 37.200 | 114.820 | — | | — | 5.30 | — | KKG | — | | — | | 3.4 | RYN | — | | — | | — | |
| 1972 1 | 20: 2:13.33 | | — | — | 37.230 | 114.830 | — | | — | 0.00* | — | KKG | — | | — | | — | | — | | — | | — | |
| 1972 1 | 20:10:34.18 | | — | — | 37.570 | 114.610 | — | | — | 15.00* | — | KKG | — | | — | | — | | — | | — | | — | |
| 1972 1 | 20:15:27.27 | | — | — | 37.250 | 114.820 | — | | — | 0.00* | — | KKG | — | | — | | — | | — | | — | | — | |
| 1972 1 | 23: 4:35.38 | | — | — | 37.250 | 114.810 | — | | — | 0.00* | — | KKG | — | | — | | — | | — | | — | | — | |
| 1972 2 | 1:18:12.11 | | — | — | 36.750 | 116.080 | — | | — | 6.40 | — | KKG | — | | — | | — | | — | | — | | — | |
| 1972 2 | 11:58:33.28 | | — | — | 37.220 | 114.820 | — | | — | 5.00* | — | KKG | — | | — | | — | | — | | — | | — | |
| 1972 2 | 13:28:36.08 | | — | — | 37.230 | 114.830 | — | | — | 0.00* | — | KKG | — | | — | | — | | — | | — | | — | |
| 1972 2 | 22:49:26.52 | | — | — | 37.240 | 114.810 | — | | — | 0.00* | — | KKG | — | | — | | — | | — | | — | | — | |
| 1972 3 | 12:11:13.30 | LM | — | 4 | 36.171 | 114.718 | — | C | 246 | 5.92 | — | RWL | — | | — | | — | | 1.9 | RWL | — | | — | |
| 1972 3 | 20:55:39.60 | | — | — | 36.770 | 116.120 | — | | — | 6.10 | — | KKG | — | | — | | — | | — | | — | | — | |
| 1972 5 | 2: 4:42.01 | | — | — | 37.540 | 115.990 | — | | — | 0.00 | — | KKG | — | | — | | — | | — | | — | | — | |
| 1972 5 | 21:28:42.67 | | — | — | 37.150 | 117.510 | — | | — | 15.00* | — | KKG | — | | — | | — | | — | | — | | — | |
| 1972 6 | 0: 5:25.96 | | — | — | 37.230 | 114.830 | — | | — | 0.00* | — | KKG | — | | — | | — | | — | | — | | — | |

| DATE (UTC) | ORIGIN TIME HR MN SEC | HYPOCENTER FLAG | RMS | NO | LATITUDE | LONGITUDE | ERH | Q | GAP | DEPTH | ERZ | REF | INTENSITY I | REF | MAGNITUDE MS | REF | ML | REF | MD | REF | mb | REF | OTH | REF |
|---|---|---|---|---|---|---|---|---|---|---|---|---|---|---|---|---|---|---|---|---|---|---|---|---|
| 1972 NOV 6 | 1:19:36.68 | | — | — | 36.790 | 115.450 | — | | — | 20.80 | — | KKG | — | | — | | — | | — | | — | | — | |
| 1972 6 | 11:32: 2.08 | | — | — | 36.780 | 115.430 | — | | — | 0.00 | — | KKG | — | | — | | — | | — | | — | | — | |
| 1972 6 | 17:29:26.05 | | — | — | 37.140 | 117.850 | — | | — | 10.00* | — | KKG | — | | — | | — | | — | | — | | — | |
| 1972 6 | 17:57:19.67 | | — | — | 37.180 | 114.540 | — | | — | 20.00* | — | KKG | — | | — | | — | | — | | — | | — | |
| 1972 6 | 18:10:31.98 | | — | — | 37.090 | 114.550 | — | | — | 20.00* | — | KKG | — | | — | | — | | — | | — | | — | |
| 1972 7 | 11:38: 4.77 | SIZ | — | — | 37.170 | 116.260 | — | | — | 0.00 | — | KKG | — | | — | | — | | — | | — | | — | |
| 1972 7 | 12:30:24.39 | SIZ | — | — | 37.040 | 116.260 | — | | — | 5.20 | — | KKG | — | | — | | — | | — | | — | | — | |
| 1972 7 | 23:45:20.23 | | — | — | 35.730 | 115.980 | — | | — | 0.00* | — | KKG | — | | — | | — | | — | | — | | — | |
| 1972 8 | 10:15:10.47 | | — | — | 36.920 | 117.920 | — | | — | 0.00* | — | KKG | 1 | BRP | 2.0 | BRP | 3.1 | BRK | — | | — | | 3.1 | GDY |
| 1972 9 | 11: 0:24.56 | SIZ | — | — | 37.150 | 115.950 | — | | — | 8.60 | — | KKG | — | | — | | — | | — | | — | | — | |
| 1972 9 | 14:43: 9.66 | | — | — | 37.130 | 115.870 | — | | — | 9.40 | — | KKG | — | | — | | — | | — | | — | | — | |
| 1972 9 | 18:43:34.11 | | — | — | 36.540 | 115.350 | — | | — | 5.00* | — | KKG | — | | — | | — | | — | | — | | — | |
| 1972 10 | 18:40: 2.45 | LM | — | 6 | 35.986 | 114.708 | 0.2 | B | 146 | 5.43 | 0.70 | RWL | — | | — | | — | | 2.4 | RWL | — | | — | |
| 1972 10 | 18:58:57.90 | LM | — | 6 | 35.970 | 114.709 | 1.0 | C | 164 | 9.76 | 2.40 | RWL | — | | — | | — | | 1.7 | RWL | — | | — | |
| 1972 11 | 3:45: 6.37 | | — | — | 37.880 | 117.000 | — | | — | 0.00 | — | KKG | — | | — | | — | | — | | — | | — | |
| 1972 11 | 21:23:45.14 | | — | — | 36.010 | 115.150 | — | | — | 10.20 | — | KKG | — | | — | | — | | — | | — | | — | |
| 1972 12 | 0:23:25.85 | | — | — | 36.200 | 115.480 | — | | — | 15.00* | — | KKG | — | | — | | — | | — | | — | | — | |
| 1972 12 | 1: 7: 4.54 | | — | — | 36.670 | 116.140 | — | | — | 0.00 | — | KKG | — | | — | | — | | — | | — | | — | |
| 1972 12 | 9:43:47.69 | SIZ | — | — | 36.910 | 115.970 | — | | — | 0.00 | — | KKG | — | | — | | — | | — | | — | | — | |
| 1972 12 | 15:46:54.48 | SIZ | — | — | 36.980 | 116.090 | — | | — | 0.00 | — | KKG | — | | — | | — | | — | | — | | — | |
| 1972 12 | 16:46:21.85 | SIZ | — | — | 36.980 | 116.080 | — | | — | 5.00 | — | KKG | — | | — | | — | | — | | — | | — | |
| 1972 12 | 22:22:16.42 | LM | — | 6 | 35.918 | 114.642 | 0.6 | C | 240 | 8.38 | 1.80 | RWL | — | | — | | — | | 2.3 | RWL | — | | — | |
| 1972 13 | 1:18: 8.32 | | — | — | 35.950 | 117.930 | — | | — | 8.50 | — | KKG | — | | — | | 2.9 | PAS | — | | — | | 2.9 | GDY |
| 1972 13 | 14:13:59.48 | LM | — | 4 | 36.137 | 114.733 | — | C | 224 | 9.04 | — | RWL | — | | — | | — | | 2.2 | RWL | — | | — | |
| 1972 14 | 7:25:53.30 | | — | — | 35.970 | 117.670 | — | | — | 25.00 | — | KKG | — | | 0.8 | BRP | 2.2 | PAS | — | | — | | — | |
| 1972 14 | 15: 8:36.61 | | — | — | 36.660 | 116.040 | — | | — | 11.50 | — | KKG | — | | — | | — | | — | | — | | — | |
| 1972 14 | 15:39:30.55 | LM | — | 4 | 36.146 | 114.734 | — | C | 230 | 9.65 | — | RWL | — | | — | | — | | 2.2 | RWL | — | | — | |
| 1972 15 | 20:15:14.70 | | — | — | 35.770 | 115.930 | — | | — | 0.00 | — | KKG | — | | — | | — | | — | | — | | — | |
| 1972 16 | 13:57:48.76 | LM | — | 4 | 35.921 | 114.808 | — | C | 284 | 5.76 | — | RWL | — | | — | | — | | 1.8 | RWL | — | | — | |
| 1972 16 | 16:23:33.58 | | — | — | 37.280 | 114.850 | — | | — | 25.00 | — | KKG | — | | — | | — | | — | | — | | — | |
| 1972 16 | 22: 8:58.01 | | — | — | 35.880 | 115.560 | — | | — | 10.00* | — | KKG | — | | — | | — | | — | | — | | — | |
| 1972 16 | 23:14: 4.88 | | — | — | 38.100 | 115.060 | — | | — | 0.00* | — | KKG | — | | — | | — | | — | | — | | — | |
| 1972 17 | 7:39:21.05 | | — | — | 37.780 | 115.100 | — | | — | 15.00* | — | KKG | — | | — | | — | | — | | — | | — | |
| 1972 17 | 7:46:58.66 | | — | — | 37.780 | 115.100 | — | | — | 17.20 | — | KKG | — | | — | | 3.7 | RYN | — | | — | | — | |
| 1972 17 | 9:29: 8.89 | | — | — | 37.780 | 115.080 | — | | — | 18.00 | — | KKG | — | | — | | 3.5 | RYN | — | | — | | — | |
| 1972 17 | 9:50: 4.44 | | — | — | 37.780 | 115.100 | — | | — | 18.20 | — | KKG | 5 | BRP | 4.0 | BRP | 3.6 | RYN | — | | 4.6 | PDX | 4.6 | GDY |
| 1972 17 | 10: 2:27.28 | | — | — | 37.760 | 115.060 | — | | — | 20.00* | — | KKG | — | | — | | — | | — | | — | | — | |
| 1972 17 | 10:22:18.73 | | — | — | 38.080 | 117.000 | — | | — | 10.00 | — | KKG | — | | — | | — | | — | | — | | — | |
| 1972 17 | 10:48:40.90 | | — | — | 37.730 | 115.100 | — | | — | 0.00 | — | KKG | — | | — | | — | | — | | — | | — | |
| 1972 17 | 11:11: 9.12 | | — | — | 37.760 | 115.070 | — | | — | 17.40 | — | KKG | — | | — | | — | | — | | — | | — | |
| 1972 17 | 11:16:38.59 | | — | — | 37.750 | 115.070 | — | | — | 17.60 | — | KKG | — | | — | | — | | — | | — | | — | |
| 1972 17 | 11:20:46.44 | | — | — | 37.770 | 115.070 | — | | — | 16.20 | — | KKG | — | | — | | — | | — | | — | | — | |
| 1972 17 | 11:43:29.35 | | — | — | 37.790 | 115.130 | — | | — | 13.70 | — | KKG | — | | — | | 2.8 | RYN | — | | — | | — | |
| 1972 17 | 13:42:41.30 | | — | — | 37.770 | 115.040 | — | | — | 16.60 | — | KKG | — | | — | | — | | — | | — | | — | |
| 1972 17 | 13:43:34.87 | | — | — | 36.700 | 115.480 | — | | — | 22.40 | — | KKG | — | | — | | — | | — | | — | | — | |
| 1972 17 | 18: 9:52.65 | | — | — | 38.200 | 114.920 | — | | — | 15.00* | — | KKG | — | | — | | — | | — | | — | | — | |
| 1972 17 | 18:27:56.79 | | — | — | 35.870 | 116.160 | — | | — | 0.00 | — | KKG | — | | 1.3 | BRP | 2.6 | PAS | — | | — | | 2.6 | GDY |
| 1972 17 | 23:18:42.95 | | — | — | 37.790 | 115.120 | — | | — | 14.20 | — | KKG | — | | — | | 3.8 | RYN | — | | — | | — | |

SGB HISTORICAL HYPOCENTER SUMMARY 1868-1978

| DATE (UTC) | ORIGIN TIME HR MN SEC | HYPOCENTER FLAG | RMS | NO | LATITUDE | LONGITUDE | ERH | Q | GAP | DEPTH | ERZ | REF | INTENSITY I | REF | MAGNITUDE MS | REF | ML | REF | MD | REF | mb | REF | OTH | REF |
|---|---|---|---|---|---|---|---|---|---|---|---|---|---|---|---|---|---|---|---|---|---|---|---|---|
| 1972 NOV 18 | 2:10:29.47 | | — | — | 36.030 | 117.530 | — | | — | 12.20 | — | KKG | — | | — | | 3.5 | PDX | — | | — | | 3.5 | GDY |
| 1972 18 | 13:17:17.13 | | — | — | 36.770 | 115.440 | — | | — | 10.90 | — | KKG | — | | — | | — | | — | | — | | — | |
| 1972 18 | 17:18:10.47 | | — | — | 36.680 | 116.080 | — | | — | 0.00 | — | KKG | — | | — | | — | | — | | — | | — | |
| 1972 18 | 22:34:45.56 | | — | — | 37.780 | 115.020 | — | | — | 17.60 | — | KKG | — | | — | | — | | — | | — | | — | |
| 1972 19 | 4:38:57.20 | | — | — | 36.660 | 116.030 | — | | — | 15.00 | — | KKG | — | | — | | — | | — | | — | | — | |
| 1972 19 | 5:31:11.77 | | — | — | 36.800 | 115.740 | — | | — | 0.00 | — | KKG | — | | — | | — | | — | | — | | — | |
| 1972 19 | 6:58:24.24 | | — | — | 36.530 | 117.090 | — | | — | 25.00* | — | KKG | — | | — | | — | | — | | — | | — | |
| 1972 19 | 11:44:58.21 | | — | — | 37.780 | 115.020 | — | | — | 0.00* | — | KKG | — | | — | | — | | — | | — | | — | |
| 1972 19 | 15:41: 3.31 | | — | — | 36.750 | 115.330 | — | | — | 0.00* | — | KKG | — | | — | | — | | — | | — | | — | |
| 1972 19 | 15:41:27.96 | | — | — | 36.740 | 115.370 | — | | — | 0.00* | — | KKG | — | | — | | — | | — | | — | | — | |
| 1972 19 | 15:46:24.98 | | — | — | 37.770 | 115.120 | — | | — | 16.30 | — | KKG | — | | — | | 2.9 | RYN | — | | — | | — | |
| 1972 19 | 15:53:28.27 | | — | — | 37.760 | 115.080 | — | | — | 5.00* | — | KKG | — | | — | | — | | — | | — | | — | |
| 1972 19 | 18: 8: 4.16 | | — | — | 37.780 | 115.110 | — | | — | 14.70 | — | KKG | — | | — | | — | | — | | — | | — | |
| 1972 19 | 20:10:29.19 | | — | — | 36.690 | 115.380 | — | | — | 5.00* | — | KKG | — | | — | | — | | — | | — | | — | |
| 1972 19 | 21:10:36.27 | | — | — | 37.780 | 115.110 | — | | — | 14.70 | — | KKG | — | | — | | — | | — | | — | | — | |
| 1972 20 | 17:52:15.05 | | — | — | 37.730 | 115.080 | — | | — | 0.00* | — | KKG | — | | — | | — | | — | | — | | — | |
| 1972 21 | 13:35:58.38 | LM | — | 4 | 36.010 | 114.844 | — | C | 297 | 8.00* | — | RWL | — | | — | | — | | 1.3 | RWL | — | | — | |
| 1972 21 | 13:57:14.96 | LM | — | 4 | 36.024 | 114.792 | — | C | 234 | 6.75 | — | RWL | — | | — | | — | | 0.7 | RWL | — | | — | |
| 1972 22 | 1:14:53.51 | | — | — | 37.760 | 115.080 | — | | — | 0.00 | — | KKG | — | | — | | — | | — | | — | | — | |
| 1972 22 | 3: 3:14.89 | | — | — | 36.810 | 117.660 | — | | — | 11.70 | — | KKG | — | | — | | — | | — | | — | | — | |
| 1972 22 | 5:33:21.64 | | — | — | 37.790 | 115.200 | — | | — | 10.80 | — | KKG | — | | — | | — | | — | | — | | — | |
| 1972 22 | 9:27:32.89 | | — | — | 36.730 | 117.240 | — | | — | 19.00 | — | KKG | — | | — | | — | | — | | — | | — | |
| 1972 23 | 5:52: 5.70 | | — | — | 37.790 | 115.120 | — | | — | 16.50 | — | KKG | — | | — | | 3.8 | RYN | — | | — | | — | |
| 1972 23 | 11:18:22.60 | | — | — | 36.880 | 117.520 | — | | — | 5.00* | — | KKG | — | | — | | — | | — | | — | | — | |
| 1972 24 | 4:42:40.61 | | — | — | 36.510 | 117.020 | — | | — | 25.00 | — | KKG | — | | — | | — | | — | | — | | — | |
| 1972 24 | 13:26:13.69 | | — | — | 36.710 | 116.240 | — | | — | 8.40 | — | KKG | — | | — | | — | | — | | — | | — | |
| 1972 24 | 16:22:46.94 | LM | — | 5 | 36.047 | 114.813 | 2.0 | D | 131 | 5.00* | 5.30 | RWL | — | | — | | — | | 1.1 | RWL | — | | — | |
| 1972 25 | 0:33:10.07 | | — | — | 37.100 | 114.660 | — | | — | 0.00 | — | KKG | — | | — | | — | | — | | — | | — | |
| 1972 25 | 9:57:18.00 | | — | — | 37.660 | 117.110 | — | | — | 10.00 | — | KKG | — | | — | | — | | — | | — | | — | |
| 1972 25 | 19:31:38.00 | | — | — | 36.670 | 117.880 | — | B | — | — | — | BRK | — | | 1.3 | BRP | 3.2 | BRK | — | | — | | — | |
| 1972 27 | 2:48:31.01 | SIZ | — | — | 36.940 | 116.020 | — | | — | 6.00 | — | KKG | — | | — | | — | | — | | — | | — | |
| 1972 27 | 7:40:12.70 | | — | — | 37.140 | 117.100 | — | | — | 0.00* | — | KKG | — | | — | | — | | — | | — | | — | |
| 1972 27 | 13:49:30.82 | | — | — | 36.610 | 116.160 | — | | — | 13.10 | — | KKG | — | | — | | — | | — | | — | | — | |
| 1972 28 | 5:47:40.76 | | — | — | 36.750 | 116.680 | — | | — | 11.30 | — | KKG | — | | — | | — | | — | | — | | — | |
| 1972 29 | 5:45:37.12 | | — | — | 37.840 | 114.530 | — | | — | 0.00 | — | KKG | — | | — | | 3.7 | RYN | — | | — | | 2.9 | PDX |
| 1972 29 | 5:53:20.27 | | — | — | 37.798 | 114.510 | — | | — | 8.00* | — | GDY | — | | — | | 3.9 | RYN | — | | — | | 3.0 | PDX |
| 1972 30 | 6:42:48.67 | | — | — | 36.520 | 115.490 | — | | — | 5.00* | — | KKG | — | | — | | — | | — | | — | | — | |
| 1972 30 | 9:35:18.19 | | — | — | 36.730 | 115.380 | — | | — | 5.00* | — | KKG | — | | — | | — | | — | | — | | — | |
| 1972 30 | 13:45:16.12 | | — | — | 36.730 | 115.380 | — | | — | 5.00* | — | KKG | — | | — | | — | | — | | — | | — | |
| 1972 30 | 15:51: 2.34 | LM | — | 6 | 36.046 | 114.757 | 0.4 | B | 146 | 7.24 | 0.90 | RWL | — | | — | | — | | 1.6 | RWL | — | | — | |
| 1972 30 | 19:57:41.30 | | — | — | 36.850 | 116.220 | — | | — | 7.40 | — | KKG | — | | — | | — | | — | | — | | — | |
| 1972 30 | 23:38:54.98 | LM | — | 6 | 36.046 | 114.758 | 0.4 | B | 147 | 7.14 | 0.90 | RWL | — | | — | | — | | 1.7 | RWL | — | | — | |
| 1972 DEC 1 | 7:42: 4.68 | LM | — | 4 | 36.151 | 114.647 | — | C | 239 | 0.77 | — | RWL | — | | — | | — | | 1.2 | RWL | — | | — | |
| 1972 1 | 10:31:44.12 | | — | — | 37.160 | 114.580 | — | | — | 15.60 | — | KKG | — | | — | | — | | — | | — | | — | |
| 1972 1 | 13:41:15.59 | SIZ | — | — | 37.240 | 116.290 | — | | — | 5.00* | — | KKG | — | | — | | — | | — | | — | | — | |
| 1972 1 | 13:41:44.27 | SIZ | — | — | 37.240 | 116.280 | — | | — | 5.00* | — | KKG | — | | — | | — | | — | | — | | — | |
| 1972 1 | 21:54:31.67 | LM | — | 6 | 36.047 | 114.756 | 0.4 | B | 146 | 5.54 | 1.00 | RWL | — | | — | | — | | 2.0 | RWL | — | | — | |
| 1972 1 | 22:38:49.90 | LM | — | 5 | 36.048 | 114.762 | 0.1 | C | 144 | 7.53 | 0.20 | RWL | — | | — | | — | | 1.5 | RWL | — | | — | |

| DATE (UTC) | ORIGIN TIME HR MN SEC | HYPOCENTER FLAG | RMS | NO | LATITUDE | LONGITUDE | ERH | Q | GAP | DEPTH | ERZ | REF | INTENSITY I | REF | MAGNITUDE MS | REF | ML | REF | MD | REF | mb | REF | OTH | REF |
|---|---|---|---|---|---|---|---|---|---|---|---|---|---|---|---|---|---|---|---|---|---|---|---|---|
| 1972 DEC 2 | 20:26:31.09 | | — | — | 35.730 | 115.980 | — | | — | 10.00* | — | KKG | — | | — | | — | | — | | — | | — | |
| 1972 2 | 21:45:58.01 | LM | — | 6 | 36.045 | 114.758 | 0.5 | B | 147 | 7.44 | 0.90 | RWL | — | | — | | — | | 1.7 | RWL | — | | — | |
| 1972 5 | 12:58:15.05 | | — | — | 37.160 | 116.600 | — | | — | 14.30 | — | KKG | — | | — | | — | | — | | — | | — | |
| 1972 6 | 1:22:20.72 | LM | — | 6 | 36.038 | 114.813 | 0.2 | B | 174 | 5.88 | 0.40 | RWL | — | | — | | — | | 2.1 | RWL | — | | — | |
| 1972 6 | 2:15:10.45 | | — | — | 37.270 | 117.850 | — | | — | 0.00 | — | KKG | — | | — | | — | | — | | — | | — | |
| 1972 6 | 8: 1:21.89 | | — | — | 37.120 | 115.080 | — | | — | 10.00* | — | KKG | — | | — | | — | | — | | — | | — | |
| 1972 6 | 10:56:31.67 | | — | — | 35.822 | 117.668 | — | A | — | 8.00* | — | PAS | — | | 1.3 | BRP | 2.6 | PAS | — | | — | | — | |
| 1972 6 | 17:25:54.31 | | — | — | 37.710 | 114.910 | — | | — | 14.10 | — | KKG | — | | — | | — | | — | | — | | — | |
| 1972 6 | 18:48:51.09 | | — | — | 37.760 | 114.810 | — | | — | 13.40 | — | KKG | — | | — | | — | | — | | — | | — | |
| 1972 7 | 3:34: 5.26 | | — | — | 37.120 | 115.600 | — | | — | 20.00* | — | KKG | — | | — | | — | | — | | — | | — | |
| 1972 7 | 4: 5:22.36 | | — | — | 37.850 | 115.070 | — | | — | 25.00* | — | KKG | — | | — | | — | | — | | — | | — | |
| 1972 8 | 0:48: 9.76 | | — | — | 36.040 | 115.420 | — | | — | 0.00 | — | KKG | — | | — | | — | | — | | — | | — | |
| 1972 8 | 2:11: 4.04 | | — | — | 37.250 | 114.560 | — | | — | 0.00* | — | KKG | — | | — | | — | | — | | — | | — | |
| 1972 8 | 14:32:29.61 | SIZ | — | — | 37.130 | 115.910 | — | | — | 25.00* | — | KKG | — | | — | | — | | — | | — | | — | |
| 1972 8 | 19:56:13.21 | LM | — | 4 | 36.036 | 114.811 | — | C | 168 | 6.53 | — | RWL | — | | — | | — | | 1.6 | RWL | — | | — | |
| 1972 9 | 3:30:46.52 | LM | — | 8 | 36.042 | 114.799 | 0.4 | B | 95 | 2.62 | 1.80 | RWL | — | | — | | — | | 2.0 | RWL | — | | — | |
| 1972 9 | 3:31:10.79 | LM | — | 7 | 36.041 | 114.798 | 0.3 | B | 161 | 3.23 | 1.90 | RWL | — | | — | | — | | 2.8 | RWL | — | | — | |
| 1972 9 | 3:34:22.97 | LM | — | 7 | 36.044 | 114.808 | 0.3 | B | 176 | 4.40 | 0.80 | RWL | — | | — | | — | | 2.0 | RWL | — | | — | |
| 1972 9 | 3:43:27.07 | LM | — | 6 | 36.042 | 114.804 | 0.4 | B | 167 | 3.13 | 1.50 | RWL | — | | — | | — | | 2.2 | RWL | — | | — | |
| 1972 9 | 3:45:35.35 | LM | — | 6 | 36.041 | 114.809 | 0.5 | B | 172 | 4.12 | 1.40 | RWL | — | | — | | — | | 1.8 | RWL | — | | — | |
| 1972 9 | 4:22:50.13 | LM | — | 6 | 36.043 | 114.806 | 0.5 | B | 172 | 2.82 | 1.80 | RWL | — | | — | | — | | 1.5 | RWL | — | | — | |
| 1972 9 | 6:46:40.66 | LM | — | 8 | 36.042 | 114.801 | 0.4 | B | 97 | 3.08 | 1.60 | RWL | — | | — | | — | | 2.6 | RWL | — | | — | |
| 1972 9 | 7: 3:10.07 | LM | — | 8 | 36.041 | 114.803 | 0.3 | B | 165 | 3.19 | 0.90 | RWL | — | | — | | — | | 2.1 | RWL | — | | — | |
| 1972 9 | 10:57:51.75 | LM | — | 7 | 36.043 | 114.810 | 0.3 | B | 176 | 4.92 | 0.60 | RWL | — | | — | | — | | 1.7 | RWL | — | | — | |
| 1972 9 | 15:26:43.05 | LM | — | 8 | 36.038 | 114.807 | 0.4 | B | 166 | 3.84 | 1.10 | RWL | — | | — | | — | | 1.8 | RWL | — | | — | |
| 1972 10 | 22: 0:23.00 | LM | — | 8 | 36.040 | 114.798 | 0.6 | B | 91 | 5.00* | 1.60 | RWL | — | | — | | — | | 1.2 | RWL | — | | — | |
| 1972 11 | 14:29:14.32 | LM | — | 5 | 36.036 | 114.808 | 1.5 | C | 137 | 5.00* | 3.30 | RWL | — | | — | | — | | 0.9 | RWL | — | | — | |
| 1972 12 | 2:16:25.21 | | — | — | 36.780 | 116.130 | — | | — | 30.30 | — | KKG | — | | — | | — | | — | | — | | — | |
| 1972 12 | 9:52: 5.40 | | — | — | 37.330 | 116.000 | — | | — | 11.70 | — | KKG | — | | — | | — | | — | | — | | — | |
| 1972 12 | 16:30: 2.70 | SIZ | 0.08 | 4 | 37.081 | 116.039 | — | | — | — | — | RYN | — | | — | | 4.0 | RYN | — | | — | | — | |
| 1972 12 | 20:54:55.17 | | — | — | 36.580 | 115.150 | — | | — | 0.00 | — | KKG | — | | — | | — | | — | | — | | — | |
| 1972 13 | 4:42:48.97 | LM | — | 3 | 36.022 | 114.814 | — | C | 167 | 5.00* | — | RWL | — | | — | | — | | 1.4 | RWL | — | | — | |
| 1972 14 | 11: 1:45.42 | | — | — | 36.220 | 117.850 | — | | — | 0.00* | — | KKG | — | | — | | — | | — | | — | | — | |
| 1972 14 | 18:50:30.24 | SIZ | — | — | 37.120 | 116.160 | — | | — | 15.00* | — | KKG | — | | — | | — | | — | | — | | — | |
| 1972 14 | 19:31: 5.74 | | — | — | 36.650 | 116.390 | — | | — | 0.00* | — | KKG | — | | — | | — | | — | | — | | — | |
| 1972 15 | 1:35:49.71 | | — | — | 35.800 | 115.800 | — | | — | 0.00 | — | KKG | — | | — | | — | | — | | — | | — | |
| 1972 16 | 1: 9:38.78 | | — | — | 36.340 | 116.720 | — | | — | 5.00* | — | KKG | — | | — | | — | | — | | — | | — | |
| 1972 16 | 16:36:24.71 | SIZ | — | — | 37.160 | 116.100 | — | | — | 15.00* | — | KKG | — | | — | | — | | — | | — | | — | |
| 1972 16 | 23: 3:23.69 | LM | — | 4 | 36.032 | 114.803 | — | C | 148 | 2.61 | — | RWL | — | | — | | — | | 1.6 | RWL | — | | — | |
| 1972 17 | 0:20:50.80 | | — | — | 37.780 | 115.090 | — | | — | 0.00* | — | KKG | — | | — | | 3.0 | RYN | — | | — | | — | |
| 1972 18 | 4:52:28.17 | | — | — | 37.770 | 115.070 | — | | — | 10.00* | — | KKG | — | | — | | — | | — | | — | | — | |
| 1972 18 | 4:57: 2.10 | | — | — | 37.800 | 115.010 | — | | — | 0.00 | — | KKG | — | | — | | — | | — | | — | | — | |
| 1972 18 | 6:30: 4.20 | LM | — | 4 | 36.084 | 114.760 | — | C | 154 | 0.86 | — | RWL | — | | — | | — | | 1.6 | RWL | — | | — | |
| 1972 18 | 23:30:25.28 | LM | — | 4 | 36.086 | 114.759 | — | C | 151 | 0.54 | — | RWL | — | | — | | — | | 1.4 | RWL | — | | — | |
| 1972 19 | 5:20:25.28 | LM | — | 10 | 36.052 | 114.797 | 0.9 | B | 84 | 1.02 | 2.80 | RWL | — | | — | | — | | 2.8 | RWL | — | | — | |
| 1972 19 | 5:21:51.44 | LM | — | 5 | 36.041 | 114.799 | 0.5 | D | 133 | 0.97 | 14.80 | RWL | — | | — | | — | | 2.6 | RWL | — | | — | |
| 1972 19 | 5:22: 8.71 | LM | — | 5 | 36.045 | 114.803 | 1.4 | D | 124 | 1.72 | 13.60 | RWL | — | | — | | — | | 2.6 | RWL | — | | — | |
| 1972 19 | 5:26: 0.04 | LM | — | 10 | 36.050 | 114.797 | 0.8 | B | 85 | 1.12 | 2.70 | RWL | — | | — | | — | | 2.9 | RWL | — | | — | |

SGB HISTORICAL HYPOCENTER SUMMARY 1868-1978

| DATE (UTC) | ORIGIN TIME HR MN SEC | HYPOCENTER FLAG | RMS | NO | LATITUDE | LONGITUDE | ERH | Q | GAP | DEPTH | ERZ | REF | INTENSITY I | REF | MAGNITUDE MS | REF | ML | REF | MD | REF | mb | REF | OTH | REF |
|---|---|---|---|---|---|---|---|---|---|---|---|---|---|---|---|---|---|---|---|---|---|---|---|---|
| 1972 DEC 19 | 5:43:48.03 | LM | — | 5 | 36.044 | 114.798 | 0.8 | D | 129 | 0.58 | — | RWL | — | | — | | — | | 1.6 | RWL | — | | — | |
| 1972 19 | 6:45:30.22 | LM | — | 4 | 36.085 | 114.757 | — | C | 151 | 4.27 | — | RWL | — | | — | | — | | 1.8 | RWL | — | | — | |
| 1972 19 | 9:57: 5.23 | LM | — | 4 | 36.034 | 114.805 | — | C | 142 | 3.46 | — | RWL | — | | — | | — | | 1.5 | RWL | — | | — | |
| 1972 19 | 23: 4:19.46 | | — | — | 36.310 | 114.930 | — | | — | 11.20 | — | KKG | — | | — | | — | | 2.7 | RWL | — | | — | |
| 1972 20 | 2:18: 5.55 | LM | — | 4 | 36.105 | 114.650 | — | C | 220 | 5.91 | — | RWL | — | | — | | — | | 1.3 | RWL | — | | — | |
| 1972 20 | 18:11:10.39 | | — | — | 35.950 | 117.810 | — | | — | 25.00* | — | KKG | — | | — | | — | | — | | — | | — | |
| 1972 21 | 0:52:34.88 | | — | — | 35.810 | 117.680 | — | | — | 0.00* | — | KKG | — | | — | | — | | — | | — | | — | |
| 1972 21 | 2:37:54.62 | | — | — | 35.930 | 117.760 | — | | — | 11.30 | — | KKG | 4 | BRP | — | | 3.9 | PAS | — | | 4.6 | PDX | 3.9 | GDY |
| 1972 21 | 2:50: 6.27 | | — | — | 35.910 | 117.800 | — | | — | 5.00 | — | KKG | 1 | BRP | — | | 3.3 | PAS | — | | — | | 3.3 | GDY |
| 1972 21 | 2:56:41.59 | | — | — | 36.340 | 117.620 | — | | — | 0.00 | — | KKG | 1 | BRP | — | | 3.3 | PAS | — | | — | | 3.3 | GDY |
| 1972 21 | 5:15:53.22 | | — | — | 35.950 | 117.740 | — | | — | 12.20 | — | KKG | 4 | BRP | — | | 3.6 | PAS | — | | — | | 3.6 | GDY |
| 1972 21 | 6:56:11.04 | | — | — | 36.090 | 117.930 | — | | — | 15.00* | — | KKG | — | | — | | — | | — | | — | | — | |
| 1972 21 | 7: 2:31.38 | | — | — | 35.930 | 117.800 | — | | — | 5.20 | — | KKG | — | | — | | — | | — | | — | | — | |
| 1972 21 | 7:22:12.37 | | — | — | 36.090 | 117.960 | — | | — | 15.00* | — | KKG | — | | — | | — | | — | | — | | — | |
| 1972 21 | 10:31:27.09 | | — | — | 35.920 | 117.750 | — | | — | 11.10 | — | KKG | 1 | BRP | — | | 3.7 | PAS | — | | — | | 3.7 | GDY |
| 1972 21 | 11:26: 5.01 | | — | — | 35.950 | 117.810 | — | | — | 8.40 | — | KKG | — | | — | | — | | — | | — | | — | |
| 1972 22 | 0:52:35.57 | | — | — | 35.980 | 117.767 | — | B | — | 8.00* | — | PAS | — | | 1.7 | BRP | 2.9 | PAS | — | | — | | — | |
| 1972 22 | 1: 8:40.93 | | — | — | 36.010 | 117.820 | — | | — | 15.00* | — | KKG | — | | — | | — | | — | | — | | — | |
| 1972 22 | 1:55:57.96 | | — | — | 36.230 | 117.940 | — | | — | 20.00* | — | KKG | — | | — | | — | | — | | — | | — | |
| 1972 22 | 2:37: 3.78 | | — | — | 35.965 | 117.759 | — | B | — | 8.00* | — | PAS | — | | 1.3 | BRP | 2.6 | PAS | — | | — | | — | |
| 1972 22 | 2:37:44.73 | | — | — | 35.959 | 117.771 | — | | — | 8.00* | — | GDY | 1 | BRP | — | | 3.2 | PAS | — | | — | | 2.6 | GDY |
| 1972 22 | 3:13: 3.40 | LM | — | 6 | 36.035 | 114.802 | 0.3 | B | 92 | 2.06 | 1.40 | RWL | — | | — | | — | | 1.7 | RWL | — | | — | |
| 1972 23 | 0:41:41.19 | SIZ | — | — | 36.780 | 115.940 | — | | — | 9.10 | — | KKG | — | | — | | — | | — | | — | | — | |
| 1972 23 | 2:37: 0.08 | LM | — | 5 | 35.953 | 114.656 | 0.4 | C | 204 | 4.47 | 1.80 | RWL | — | | — | | — | | 1.4 | RWL | — | | — | |
| 1972 23 | 8:24:27.66 | LM | — | 4 | 36.114 | 114.715 | — | C | 147 | 5.00* | — | RWL | — | | — | | — | | 1.9 | RWL | — | | — | |
| 1972 23 | 11:58: 0.03 | | — | — | 37.430 | 115.000 | — | | — | 15.00* | — | KKG | — | | — | | — | | — | | — | | — | |
| 1972 25 | 7:21:10.60 | LM | — | 4 | 36.085 | 114.758 | — | C | 152 | 4.33 | — | RWL | — | | — | | — | | 1.8 | RWL | — | | — | |
| 1972 25 | 16:24:41.99 | | — | — | 36.140 | 117.720 | — | | — | 5.00* | — | KKG | — | | — | | 2.9 | PAS | — | | — | | — | |
| 1972 26 | 10:36:18.17 | LM | — | 4 | 36.085 | 114.757 | — | C | 151 | 4.27 | — | RWL | — | | — | | — | | 2.0 | RWL | — | | — | |
| 1972 26 | 11:20: 4.96 | LM | — | 4 | 36.085 | 114.757 | — | C | 151 | 4.27 | — | RWL | — | | — | | — | | 1.5 | RWL | — | | — | |
| 1972 26 | 14:41:20.87 | | — | — | 35.945 | 117.782 | — | B | — | 8.00* | — | PAS | — | | 1.1 | BRP | 2.4 | PAS | — | | — | | — | |
| 1972 27 | 15:10: 8.83 | | — | — | 37.120 | 116.960 | — | | — | 25.00* | — | KKG | — | | — | | — | | — | | — | | — | |
| 1972 27 | 15:27:49.25 | | — | — | 37.130 | 116.930 | — | | — | 0.00* | — | KKG | — | | — | | 3.1 | RYN | — | | — | | — | |
| 1972 27 | 15:31:52.67 | | — | — | 37.120 | 116.970 | — | | — | 25.00* | — | KKG | — | | — | | — | | — | | — | | — | |
| 1972 28 | 10:54:51.22 | | — | — | 37.220 | 117.200 | — | | — | 2.30 | — | KKG | — | | — | | — | | — | | — | | — | |
| 1972 30 | 12: 2:31.05 | SIZ | — | — | 36.850 | 115.910 | — | | — | 4.70 | — | KKG | — | | — | | — | | — | | — | | — | |
| 1972 30 | 18:50:52.99 | LM | — | 3 | 35.983 | 114.702 | — | C | 199 | 5.00* | — | RWL | — | | — | | — | | 1.3 | RWL | — | | — | |
| 1972 31 | 4:31:21.10 | LM | — | 8 | 35.987 | 114.707 | 0.3 | B | 145 | 4.85 | 0.70 | RWL | — | | — | | — | | 2.3 | RWL | — | | — | |
| 1972 31 | 7:21:57.68 | | — | — | 37.230 | 114.960 | — | | — | 0.00* | — | KKG | — | | — | | — | | — | | — | | — | |
| 1972 31 | 13:20:10.32 | LM | — | 4 | 36.135 | 114.699 | — | C | 204 | 3.35 | — | RWL | — | | — | | — | | 1.5 | RWL | — | | — | |
| 1973 JAN 1 | 4:58:40.41 | | — | — | 37.280 | 115.610 | — | | — | 0.00 | — | KKG | — | | — | | — | | — | | — | | — | |
| 1973 3 | 3:59:13.17 | LM | — | 5 | 35.962 | 114.786 | 0.1 | C | 199 | 7.38 | 0.10 | RWL | — | | — | | — | | 1.7 | RWL | — | | — | |
| 1973 3 | 6:48:13.39 | LM | — | 5 | 35.961 | 114.787 | — | C | 202 | 7.57 | — | RWL | — | | — | | — | | 2.0 | RWL | — | | — | |
| 1973 3 | 9:58:40.13 | SIZ | — | — | 36.930 | 116.070 | — | | — | 25.00* | — | KKG | — | | — | | — | | — | | — | | — | |
| 1973 3 | 12:43:15.31 | SIZ | — | — | 37.180 | 116.020 | — | | — | 21.70 | — | KKG | — | | — | | — | | — | | — | | — | |
| 1973 3 | 14: 8:25.88 | | — | — | 37.200 | 114.940 | — | | — | 0.00* | — | KKG | — | | — | | — | | — | | — | | — | |
| 1973 3 | 16:54:44.61 | LM | — | 4 | 35.964 | 114.786 | — | C | 195 | 6.50 | — | RWL | — | | — | | — | | 1.2 | RWL | — | | — | |

| DATE (UTC) | ORIGIN TIME HR MN SEC | HYPOCENTER FLAG | RMS | NO | LATITUDE | LONGITUDE | ERH | Q | GAP | DEPTH | ERZ | REF | INTENSITY I | REF | MAGNITUDE MS | REF | ML | REF | MD | REF | mb | REF | OTH | REF |
|---|---|---|---|---|---|---|---|---|---|---|---|---|---|---|---|---|---|---|---|---|---|---|---|---|
| 1973 JAN 3 | 21: 6:43.43 | | — | — | 37.050 | 115.870 | — | | — | 20.00* | — | KKG | — | | — | | — | | — | | — | | — | |
| 1973 4 | 1:40:47.45 | LM | — | 3 | 35.966 | 114.788 | — | C | 194 | 5.00* | — | RWL | — | | — | | — | | 1.4 | RWL | — | | — | |
| 1973 4 | 15:33:52.40 | | — | — | 36.480 | 115.710 | — | | — | 0.00* | — | KKG | — | | — | | — | | — | | — | | — | |
| 1973 6 | 3:33:30.99 | | — | — | 36.380 | 117.890 | — | | — | 0.00* | — | KKG | — | | — | | — | | — | | — | | — | |
| 1973 7 | 15:45: 3.54 | LM | — | 5 | 35.959 | 114.787 | 0.1 | C | 208 | 7.83 | 0.20 | RWL | — | | — | | — | | 2.0 | RWL | — | | — | |
| 1973 7 | 18:24:36.74 | | — | — | 36.270 | 117.850 | — | | — | 12.90 | — | KKG | — | | — | | — | | — | | — | | — | |
| 1973 7 | 22: 7:41.34 | | — | — | 37.100 | 117.020 | — | | — | 12.10 | — | KKG | — | | — | | — | | — | | — | | — | |
| 1973 7 | 23:24:10.82 | | — | — | 35.720 | 115.980 | — | | — | 0.00 | — | KKG | — | | — | | — | | — | | — | | — | |
| 1973 8 | 22:46:16.34 | | — | — | 37.100 | 117.000 | — | | — | 5.00* | — | KKG | — | | — | | — | | — | | — | | — | |
| 1973 8 | 23:29:19.20 | | — | — | 35.780 | 116.580 | — | | — | 20.00* | — | KKG | — | | — | | — | | — | | — | | — | |
| 1973 9 | 0:32:45.08 | SIZ | — | — | 37.000 | 116.110 | — | | — | 14.20 | — | KKG | — | | — | | — | | — | | — | | — | |
| 1973 9 | 22:32:14.53 | | — | — | 36.350 | 115.010 | — | | — | 13.80 | — | KKG | — | | — | | — | | — | | — | | — | |
| 1973 10 | 12:18:38.29 | LM | — | 6 | 36.110 | 114.652 | 0.2 | B | 99 | 5.22 | 0.50 | RWL | — | | — | | — | | 1.9 | RWL | — | | — | |
| 1973 11 | 1:49:44.33 | | — | — | 37.040 | 115.190 | — | | — | 0.00 | — | KKG | — | | — | | — | | — | | — | | — | |
| 1973 11 | 3:49:26.52 | | — | — | 36.590 | 115.360 | — | | — | 15.00* | — | KKG | — | | — | | — | | — | | — | | — | |
| 1973 11 | 13:25:42.05 | LM | — | 3 | 36.080 | 114.643 | — | C | 255 | 5.00* | — | RWL | — | | — | | — | | 1.2 | RWL | — | | — | |
| 1973 11 | 16:20:37.14 | | — | — | 37.070 | 117.360 | — | | — | 10.00* | — | KKG | — | | — | | — | | — | | — | | — | |
| 1973 11 | 23:25:47.25 | | — | — | 35.950 | 115.190 | — | | — | 5.00* | — | KKG | — | | — | | — | | — | | — | | — | |
| 1973 12 | 2:30:47.24 | LM | — | 4 | 35.979 | 114.702 | — | C | 203 | 7.33 | — | RWL | — | | — | | — | | 1.8 | RWL | — | | — | |
| 1973 12 | 23:37:38.32 | | — | — | 36.950 | 114.520 | — | | — | 23.70 | — | KKG | — | | — | | — | | — | | — | | — | |
| 1973 13 | 0:20:55.11 | | — | — | 37.180 | 117.330 | — | | — | 0.00* | — | KKG | — | | — | | — | | — | | — | | — | |
| 1973 13 | 0:28:49.28 | | — | — | 37.230 | 117.290 | — | | — | 0.00* | — | KKG | — | | — | | — | | — | | — | | — | |
| 1973 13 | 1:28:18.49 | LM | — | 7 | 35.954 | 114.789 | 0.6 | C | 219 | 8.86 | 0.70 | RWL | — | | — | | — | | 2.3 | RWL | — | | — | |
| 1973 13 | 1:29: 0.67 | LM | — | 4 | 35.946 | 114.800 | — | C | 245 | 9.09 | — | RWL | — | | — | | — | | 1.9 | RWL | — | | — | |
| 1973 13 | 1:30:52.50 | | — | — | 37.130 | 117.890 | — | | — | 0.00 | — | KKG | — | | — | | — | | — | | — | | — | |
| 1973 13 | 5:22:34.68 | SIZ | — | — | 37.080 | 115.940 | — | | — | 15.00 | — | KKG | — | | — | | — | | — | | — | | — | |
| 1973 13 | 6:55:11.85 | LM | — | 4 | 36.000 | 114.782 | — | C | 131 | 2.47 | — | RWL | — | | — | | — | | 1.5 | RWL | — | | — | |
| 1973 13 | 7:30:49.59 | | — | — | 37.080 | 115.530 | — | | — | 15.10 | — | KKG | — | | — | | — | | — | | — | | — | |
| 1973 13 | 10: 0:18.88 | LM | — | 7 | 35.955 | 114.789 | 0.5 | C | 217 | 8.82 | 0.70 | RWL | — | | — | | — | | 2.5 | RWL | — | | — | |
| 1973 13 | 10:12:21.29 | LM | — | 5 | 35.960 | 114.789 | 0.8 | C | 208 | 7.87 | 1.30 | RWL | — | | — | | — | | 1.8 | RWL | — | | — | |
| 1973 13 | 10:55:14.09 | | — | — | 37.320 | 115.480 | — | | — | 3.00 | — | KKG | — | | — | | — | | — | | — | | — | |
| 1973 13 | 11: 8:52.36 | LM | — | 4 | 35.952 | 114.793 | — | C | 229 | 9.48 | — | RWL | — | | — | | — | | 1.8 | RWL | — | | — | |
| 1973 13 | 11:38:39.31 | LM | — | 5 | 35.946 | 114.794 | 3.5 | D | 242 | 9.82 | 4.60 | RWL | — | | — | | — | | 2.1 | RWL | — | | — | |
| 1973 13 | 14: 1:33.90 | LM | — | 4 | 35.952 | 114.793 | — | C | 228 | 9.53 | — | RWL | — | | — | | — | | 1.5 | RWL | — | | — | |
| 1973 13 | 18:26:20.34 | | — | — | 37.100 | 115.530 | — | | — | 0.00 | — | KKG | — | | — | | — | | — | | — | | — | |
| 1973 13 | 22:56:48.52 | LM | — | — | 35.960 | 114.880 | — | | — | 0.00* | — | KKG | — | | — | | — | | — | | — | | — | |
| 1973 14 | 16:52:56.54 | | — | — | 36.870 | 116.120 | — | | — | 11.60 | — | KKG | — | | — | | — | | — | | — | | — | |
| 1973 14 | 21: 2: 5.19 | | — | — | 36.650 | 115.650 | — | | — | 0.00* | — | KKG | — | | — | | — | | — | | — | | — | |
| 1973 15 | 19:32:39.92 | | — | — | 36.320 | 114.910 | — | | — | 11.60 | — | KKG | — | | — | | — | | — | | — | | — | |
| 1973 16 | 14:39:48.73 | SIZ | — | — | 37.120 | 116.200 | — | | — | 4.60 | — | KKG | — | | — | | — | | — | | — | | — | |
| 1973 17 | 23:59:33.64 | SIZ | — | — | 37.070 | 116.170 | — | | — | 5.50 | — | KKG | — | | — | | — | | — | | — | | — | |
| 1973 18 | 4:26:23.93 | LM | — | 6 | 35.931 | 114.645 | 0.7 | C | 229 | 3.86 | 2.40 | RWL | — | | — | | — | | 2.0 | RWL | — | | — | |
| 1973 18 | 15:30: 8.23 | | — | — | 36.700 | 115.590 | — | | — | 0.00 | — | KKG | — | | — | | — | | — | | — | | — | |
| 1973 18 | 15:31:17.86 | | — | — | 35.930 | 117.820 | — | | — | 10.10 | — | KKG | — | | 1.5 | BRP | 2.7 | PAS | — | | — | | — | |
| 1973 18 | 15:54:31.97 | LM | — | 6 | 35.926 | 114.648 | 0.8 | C | 232 | 3.42 | 3.40 | RWL | — | | — | | — | | 2.0 | RWL | — | | — | |
| 1973 18 | 20:10:25.10 | | — | — | 36.030 | 116.050 | — | | — | 0.00* | — | KKG | — | | — | | — | | — | | — | | — | |
| 1973 18 | 20:58:58.07 | SIZ | — | — | 37.110 | 116.250 | — | | — | 7.80 | — | KKG | — | | — | | — | | — | | — | | — | |
| 1973 19 | 0:57: 5.95 | SIZ | — | — | 37.110 | 116.230 | — | | — | 5.00 | — | KKG | — | | — | | — | | — | | — | | — | |

SGB HISTORICAL HYPOCENTER SUMMARY 1868-1978

| DATE (UTC) | ORIGIN TIME HR MN SEC | HYPOCENTER FLAG | RMS | NO | LATITUDE | LONGITUDE | ERH | Q | GAP | DEPTH | ERZ | REF | INTENSITY I | REF | MAGNITUDE MS | REF | ML | REF | MD | REF | mb | REF | OTH | REF |
|---|---|---|---|---|---|---|---|---|---|---|---|---|---|---|---|---|---|---|---|---|---|---|---|---|
| 1973 JAN 19 | 4: 2:32.66 | LM | — | 5 | 35.890 | 114.820 | 2.2 | D | 287 | 0.54 | 53.60 | RWL | — | | — | | — | | 1.7 | RWL | — | | — | |
| 1973 20 | 17:36: 0.06 | SIZ | — | — | 37.210 | 116.360 | — | | — | 15.00 | — | KKG | — | | — | | — | | — | | — | | — | |
| 1973 21 | 9:13: 9.98 | | — | — | 36.970 | 117.600 | — | | — | 15.00* | — | KKG | — | | — | | — | | — | | — | | — | |
| 1973 21 | 10:58:40.49 | | — | — | 36.510 | 116.130 | — | | — | 6.70 | — | KKG | — | | — | | — | | — | | — | | — | |
| 1973 21 | 22:28:14.00 | LM | — | 7 | 36.043 | 114.799 | 0.5 | C | 95 | 0.37 | 86.70 | RWL | — | | — | | — | | 2.0 | RWL | — | | — | |
| 1973 22 | 3: 2:56.96 | LM | — | 4 | 36.062 | 114.708 | — | C | 191 | 6.34 | — | RWL | — | | — | | — | | 1.3 | RWL | — | | — | |
| 1973 22 | 3:19: 5.40 | LM | — | 4 | 36.061 | 114.707 | — | C | 189 | 6.67 | — | RWL | — | | — | | — | | 1.4 | RWL | — | | — | |
| 1973 22 | 3:32: 3.55 | LM | — | 4 | 36.061 | 114.707 | — | C | 189 | 6.67 | — | RWL | — | | — | | — | | 1.8 | RWL | — | | — | |
| 1973 22 | 5:11:17.00 | SIZ | — | — | 37.090 | 115.930 | — | | — | 19.00 | — | KKG | — | | — | | — | | — | | — | | — | |
| 1973 22 | 9:24:57.72 | LM | — | 5 | 36.066 | 114.708 | 0.3 | C | 102 | 6.75 | 0.50 | RWL | — | | — | | — | | 2.0 | RWL | — | | — | |
| 1973 22 | 15:44:58.02 | SIZ | — | — | 37.170 | 116.470 | — | | — | 5.00* | — | KKG | — | | — | | — | | — | | — | | — | |
| 1973 22 | 23:42: 0.29 | | — | — | 35.730 | 115.980 | — | | — | 5.00* | — | KKG | — | | — | | — | | — | | — | | — | |
| 1973 23 | 4: 9:11.80 | | — | — | 36.540 | 116.070 | — | | — | 14.60 | — | KKG | — | | — | | — | | — | | — | | — | |
| 1973 23 | 19:28: 3.49 | LM | — | 3 | 36.091 | 114.638 | — | C | 264 | 5.00* | — | RWL | — | | — | | — | | 1.7 | RWL | — | | — | |
| 1973 24 | 14:55:40.73 | | — | — | 36.540 | 116.080 | — | | — | 13.40 | — | KKG | — | | — | | — | | — | | — | | — | |
| 1973 25 | 0:49:33.89 | | — | — | 36.780 | 115.720 | — | | — | 5.00* | — | KKG | — | | — | | — | | — | | — | | — | |
| 1973 26 | 7:57:58.34 | LM | — | 5 | 36.043 | 114.814 | 0.2 | C | 116 | 3.75 | 0.50 | RWL | — | | — | | — | | 1.5 | RWL | — | | — | |
| 1973 26 | 13: 3:17.66 | LM | — | 5 | 36.044 | 114.813 | 0.1 | C | 115 | 3.12 | 0.20 | RWL | — | | — | | — | | 1.7 | RWL | — | | — | |
| 1973 26 | 15:41:51.18 | LM | — | 6 | 36.047 | 114.810 | 0.5 | B | 112 | 2.19 | 3.10 | RWL | — | | — | | — | | 1.9 | RWL | — | | — | |
| 1973 26 | 18:17: 3.27 | LM | — | 4 | 35.952 | 114.794 | — | C | 229 | 9.48 | — | RWL | — | | — | | — | | 1.4 | RWL | — | | — | |
| 1973 26 | 19:51:28.93 | | — | — | 35.730 | 115.980 | — | | — | 10.00 | — | KKG | — | | — | | — | | — | | — | | — | |
| 1973 26 | 20:42:19.28 | LM | — | 4 | 35.947 | 114.798 | — | C | 243 | 10.75 | — | RWL | — | | — | | — | | 1.2 | RWL | — | | — | |
| 1973 27 | 0:27: 5.67 | LM | — | 4 | 35.953 | 114.794 | — | C | 228 | 9.62 | — | RWL | — | | — | | — | | 1.0 | RWL | — | | — | |
| 1973 27 | 11: 1:54.00 | | — | — | 37.190 | 117.320 | — | | — | 0.00 | — | KKG | — | | — | | — | | — | | — | | — | |
| 1973 27 | 11:21:37.62 | | — | — | 38.140 | 117.130 | — | | — | 25.00 | — | KKG | — | | — | | — | | — | | — | | — | |
| 1973 27 | 18: 1:43.35 | | — | — | 36.680 | 115.850 | — | | — | 20.00* | — | KKG | — | | — | | — | | — | | — | | — | |
| 1973 28 | 1:12:16.02 | | — | — | 36.340 | 117.830 | — | | — | 0.00* | — | KKG | — | | 1.5 | BRP | 2.7 | PAS | — | | — | | — | |
| 1973 28 | 1:58:41.22 | | — | — | 36.320 | 117.860 | — | | — | 0.00 | — | KKG | — | | — | | — | | — | | — | | — | |
| 1973 28 | 19: 6:26.78 | | — | — | 36.780 | 116.280 | — | | — | 0.00 | — | KKG | — | | — | | — | | — | | — | | — | |
| 1973 29 | 14: 8:50.41 | SIZ | — | — | 36.850 | 115.980 | — | | — | 7.80 | — | KKG | — | | — | | — | | — | | — | | — | |
| 1973 29 | 14:38:46.85 | | — | — | 37.880 | 114.730 | — | | — | 11.30 | — | KKG | — | | — | | — | | — | | — | | — | |
| 1973 29 | 15:47:43.66 | | — | — | 37.120 | 114.890 | — | | — | 0.00 | — | KKG | — | | — | | — | | — | | — | | — | |
| 1973 29 | 20: 4:33.52 | SIZ | — | — | 36.850 | 116.000 | — | | — | 0.00 | — | KKG | — | | — | | — | | — | | — | | — | |
| 1973 31 | 23:56:57.23 | LM | — | 4 | 36.082 | 114.823 | — | C | 123 | 2.00* | — | RWL | — | | — | | — | | 2.0 | RWL | — | | — | |
| 1973 FEB 1 | 15:14:50.20 | SIZ | — | — | 36.810 | 115.910 | — | | — | 5.00* | — | KKG | — | | — | | — | | — | | — | | — | |
| 1973 1 | 21:39:48.90 | | 1.42 | 5 | 36.799 | 117.213 | — | | — | — | — | RYN | — | | — | | — | | 3.0 | RYN | — | | — | |
| 1973 2 | 0:10:30.67 | LM | — | 4 | 36.082 | 114.820 | — | C | 120 | 2.03 | — | RWL | — | | — | | — | | 1.7 | RWL | — | | — | |
| 1973 2 | 0:43:50.27 | | — | — | 36.330 | 117.820 | — | | — | 0.00* | — | KKG | — | | — | | — | | — | | — | | — | |
| 1973 2 | 23:24:15.35 | LM | — | 5 | 36.032 | 114.779 | 2.0 | C | 231 | 8.54 | 3.00 | RWL | — | | — | | — | | 1.9 | RWL | — | | — | |
| 1973 3 | 5:15:27.03 | | — | — | 37.400 | 115.670 | — | | — | 12.10 | — | KKG | — | | — | | — | | 3.9 | RYN | — | | — | |
| 1973 3 | 7: 2:23.56 | LM | — | 3 | 36.068 | 114.711 | — | C | 180 | 5.00* | — | RWL | — | | — | | — | | 1.6 | RWL | — | | — | |
| 1973 3 | 13:14:50.64 | | — | — | 36.710 | 115.810 | — | | — | -0.60 | — | KKG | — | | — | | — | | — | | — | | — | |
| 1973 4 | 2:22:13.35 | LM | — | 3 | 35.972 | 114.758 | — | C | 219 | 5.00* | — | RWL | — | | — | | — | | 2.1 | RWL | — | | — | |
| 1973 4 | 4:34:31.17 | | — | — | 37.310 | 114.690 | — | | — | 0.00* | — | KKG | — | | — | | — | | — | | — | | — | |
| 1973 6 | 13:48: 5.36 | LM | — | 7 | 36.012 | 114.766 | 0.2 | B | 100 | 2.57 | 0.90 | RWL | — | | — | | — | | 2.0 | RWL | — | | — | |
| 1973 6 | 18: 7:17.34 | LM | — | 4 | 36.012 | 114.766 | — | C | 246 | 0.97 | — | RWL | — | | — | | — | | 1.5 | RWL | — | | — | |
| 1973 7 | 7:12: 8.01 | LM | — | 4 | 35.971 | 114.796 | — | C | 196 | 4.31 | — | RWL | — | | — | | — | | 1.2 | RWL | — | | — | |
| 1973 8 | 0:18: 4.31 | LM | — | 4 | 36.016 | 114.765 | — | C | 150 | 5.22 | — | RWL | — | | — | | — | | 1.2 | RWL | — | | — | |

| DATE (UTC) | ORIGIN TIME HR MN SEC | HYPOCENTER FLAG | RMS | NO | LATITUDE | LONGITUDE | ERH | Q | GAP | DEPTH | ERZ | REF | INTENSITY I | REF | MAGNITUDE MS | REF | ML | REF | MD | REF | mb | REF | OTH | REF |
|---|---|---|---|---|---|---|---|---|---|---|---|---|---|---|---|---|---|---|---|---|---|---|---|---|
| 1973 FEB 8 | 7:58:40.62 | LM | — | 9 | 36.037 | 114.771 | 0.3 | A | 75 | 9.32 | 0.80 | RWL | — | | — | | — | | 2.3 | RWL | — | | — | |
| 1973 8 | 16:34:59.59 | | — | — | 36.040 | 115.370 | — | | — | 0.00* | — | KKG | — | | — | | — | | — | | — | | — | |
| 1973 9 | 5:46:19.09 | SIZ | — | — | 36.800 | 115.860 | — | | — | 1.50 | — | KKG | — | | — | | — | | — | | — | | — | |
| 1973 9 | 23: 9:51.62 | SIZ | — | — | 36.820 | 115.900 | — | | — | 13.10 | — | KKG | — | | — | | 1.9 | KKG | — | | — | | — | |
| 1973 9 | 23:10:33.88 | SIZ | — | — | 36.820 | 115.900 | — | | — | 5.00* | — | KKG | 3 | KKG | — | | 4.0 | KKG | 4.3 | RYN | — | | 4.0 | PAS |
| 1973 9 | 23:15:59.94 | SIZ | — | — | 36.810 | 115.920 | — | | — | -1.00 | — | KKG | — | | — | | — | | — | | — | | — | |
| 1973 10 | 3:48: 5.26 | | — | — | 36.820 | 116.270 | — | | — | 4.30 | — | KKG | — | | — | | — | | — | | — | | — | |
| 1973 10 | 6: 2:24.27 | SIZ | — | — | 36.820 | 115.870 | — | | — | 0.00 | — | KKG | — | | — | | — | | — | | — | | — | |
| 1973 11 | 1:54:41.60 | | — | — | 36.740 | 116.090 | — | | — | 5.00 | — | KKG | — | | — | | — | | — | | — | | — | |
| 1973 11 | 4: 2:39.99 | SIZ | — | — | 36.750 | 116.020 | — | | — | 9.60 | — | KKG | — | | — | | — | | — | | — | | — | |
| 1973 11 | 4:13:33.63 | SIZ | — | — | 36.750 | 116.020 | — | | — | 14.00 | — | KKG | — | | — | | — | | — | | — | | — | |
| 1973 11 | 6:38:55.26 | SIZ | — | — | 36.810 | 115.910 | — | | — | 3.60 | — | KKG | — | | — | | — | | — | | — | | — | |
| 1973 11 | 6:54: 0.57 | SIZ | — | — | 37.100 | 116.030 | — | | — | 0.00 | — | KKG | — | | — | | — | | — | | — | | — | |
| 1973 11 | 9:43:22.40 | SIZ | — | — | 36.770 | 116.010 | — | | — | 5.00* | — | KKG | — | | — | | — | | — | | — | | — | |
| 1973 11 | 10:15:34.77 | SIZ | — | — | 36.810 | 115.920 | — | | — | 5.00* | — | KKG | — | | — | | — | | — | | — | | — | |
| 1973 11 | 10:18:53.36 | SIZ | — | — | 36.810 | 115.870 | — | | — | 1.00 | — | KKG | — | | — | | — | | — | | — | | — | |
| 1973 11 | 10:30:18.57 | SIZ | — | — | 36.820 | 115.880 | — | | — | 0.80 | — | KKG | — | | — | | — | | — | | — | | — | |
| 1973 11 | 11:27:39.71 | SIZ | — | — | 36.810 | 115.910 | — | | — | 0.00* | — | KKG | — | | — | | — | | — | | — | | — | |
| 1973 11 | 12:39: 4.00 | SIZ | — | — | 36.820 | 115.910 | — | | — | 0.00* | — | KKG | — | | — | | — | | — | | — | | — | |
| 1973 11 | 21:43:12.03 | LM | — | 3 | 36.057 | 114.731 | — | C | 165 | 5.00* | — | RWL | — | | — | | — | | 2.0 | RWL | — | | — | |
| 1973 12 | 1:44:24.90 | SIZ | — | — | 36.760 | 116.030 | — | | — | 0.00* | — | KKG | — | | — | | — | | — | | — | | — | |
| 1973 12 | 3:11:57.72 | | — | — | 36.200 | 117.960 | — | | — | 5.00* | — | KKG | — | | — | | — | | — | | — | | — | |
| 1973 12 | 20:21:43.97 | | — | — | 36.700 | 117.250 | — | | — | 4.80 | — | KKG | — | | — | | — | | — | | — | | — | |
| 1973 13 | 20:21:50.28 | SIZ | — | — | 36.810 | 115.900 | — | | — | 1.70 | — | KKG | — | | — | | — | | — | | — | | — | |
| 1973 13 | 23: 4:38.68 | SIZ | — | — | 36.810 | 115.900 | — | | — | 0.00 | — | KKG | — | | — | | — | | — | | — | | — | |
| 1973 14 | 3:52:11.17 | LM | — | 4 | 36.071 | 114.715 | — | C | 127 | 1.03 | — | RWL | — | | — | | — | | 2.1 | RWL | — | | — | |
| 1973 14 | 7:53:31.30 | SIZ | — | — | 37.210 | 116.190 | — | | — | 5.70 | — | KKG | — | | — | | — | | — | | — | | — | |
| 1973 14 | 9:16:45.12 | | — | — | 36.830 | 116.280 | — | | — | 0.70 | — | KKG | — | | — | | — | | — | | — | | — | |
| 1973 14 | 9:28: 1.20 | | — | — | 36.790 | 115.580 | — | | — | 5.00* | — | KKG | — | | — | | — | | — | | — | | — | |
| 1973 14 | 19: 1:56.17 | SIZ | — | — | 37.320 | 116.440 | — | | — | 5.00* | — | KKG | — | | — | | — | | — | | — | | — | |
| 1973 15 | 0:15:46.12 | SIZ | — | — | 36.820 | 115.900 | — | | — | 1.60 | — | KKG | — | | — | | — | | — | | — | | — | |
| 1973 15 | 0:30:52.69 | | — | — | 36.330 | 114.890 | — | | — | 19.80 | — | KKG | — | | — | | — | | — | | — | | — | |
| 1973 15 | 1:38: 7.11 | SIZ | — | — | 36.810 | 115.890 | — | | — | 1.00 | — | KKG | — | | — | | — | | — | | — | | — | |
| 1973 15 | 4:19:17.72 | SIZ | — | — | 36.810 | 115.900 | — | | — | 0.00 | — | KKG | — | | — | | — | | — | | — | | — | |
| 1973 15 | 9:52:57.11 | SIZ | — | — | 36.820 | 115.900 | — | | — | 1.10 | — | KKG | — | | — | | — | | — | | — | | — | |
| 1973 15 | 10: 9:56.17 | SIZ | — | — | 36.820 | 115.890 | — | | — | 0.50 | — | KKG | — | | — | | — | | — | | — | | — | |
| 1973 15 | 17:56:48.49 | LM | — | 3 | 36.126 | 114.633 | — | C | 262 | 5.00* | — | RWL | — | | — | | — | | 1.6 | RWL | — | | — | |
| 1973 15 | 21:21:52.62 | LM | — | 4 | 35.992 | 114.770 | — | C | 128 | 2.93 | — | RWL | — | | — | | — | | 1.1 | RWL | — | | — | |
| 1973 15 | 23: 6: 8.88 | SIZ | — | — | 36.820 | 115.910 | — | | — | 16.30 | — | KKG | 3 | KKG | — | | 3.5 | KKG | 3.7 | RYN | — | | — | |
| 1973 15 | 23:14:57.13 | SIZ | — | — | 36.810 | 115.910 | — | | — | 11.70 | — | KKG | 3 | KKG | — | | 4.0 | KKG | 3.4 | RYN | — | | — | |
| 1973 16 | 0: 0:55.48 | SIZ | — | — | 36.810 | 115.900 | — | | — | 8.50 | — | KKG | — | | — | | — | | — | | — | | — | |
| 1973 16 | 2:12: 4.10 | SIZ | — | — | 36.790 | 116.020 | — | | — | 0.00 | — | KKG | — | | — | | — | | — | | — | | — | |
| 1973 16 | 3:12:47.57 | SIZ | — | — | 36.800 | 115.930 | — | | — | 0.00* | — | KKG | — | | — | | — | | — | | — | | — | |
| 1973 16 | 4:10: 5.17 | SIZ | — | — | 36.810 | 115.880 | — | | — | 5.50 | — | KKG | — | | — | | — | | — | | — | | — | |
| 1973 16 | 4:55:11.98 | SIZ | — | — | 36.810 | 115.900 | — | | — | 2.50 | — | KKG | — | | — | | — | | — | | — | | — | |
| 1973 16 | 6:32:53.76 | SIZ | — | — | 36.810 | 115.920 | — | | — | 8.00 | — | KKG | — | | — | | — | | — | | — | | — | |
| 1973 16 | 7: 1:42.07 | | — | — | 36.940 | 116.810 | — | | — | 0.00* | — | KKG | — | | — | | — | | — | | — | | — | |

SGB HISTORICAL HYPOCENTER SUMMARY 1868-1978

| DATE (UTC) | | | ORIGIN TIME HR | MN | SEC | HYPOCENTER FLAG | RMS | NO | LATITUDE | LONGITUDE | ERH | Q | GAP | DEPTH | ERZ | REF | INTENSITY I | REF | MAGNITUDE MS | REF | ML | REF | MD | REF | mb | REF | OTH | REF |
|---|---|---|---|---|---|---|---|---|---|---|---|---|---|---|---|---|---|---|---|---|---|---|---|---|---|---|---|---|
| 1973 | FEB | 16 | 10 | 33 | 42.15 | SIZ | — | — | 36.810 | 115.840 | — | | — | 0.00* | — | KKG | — | | — | | — | | — | | — | | — | |
| 1973 | | 16 | 10 | 59 | 33.51 | LM | — | 3 | 35.946 | 114.798 | — | C | 244 | 5.00* | — | RWL | — | | — | | — | | 1.5 | RWL | — | | — | |
| 1973 | | 16 | 13 | 15 | 23.65 | LM | — | 7 | 35.898 | 114.831 | 3.7 | D | 281 | 2.17 | 6.80 | RWL | — | | — | | — | | 1.8 | RWL | — | | — | |
| 1973 | | 16 | 15 | 24 | 57.90 | SIZ | — | — | 36.820 | 115.870 | — | | — | 0.00* | — | KKG | — | | — | | — | | — | | — | | — | |
| 1973 | | 17 | 4 | 1 | 20.86 | LM | — | 4 | 36.130 | 114.718 | — | C | 166 | 7.28 | — | RWL | — | | — | | — | | 1.1 | RWL | — | | — | |
| 1973 | | 17 | 4 | 56 | 12.43 | | — | — | 36.690 | 115.970 | — | | — | 0.00* | — | KKG | — | | — | | — | | — | | — | | — | |
| 1973 | | 17 | 10 | 56 | 42.13 | LM | — | 3 | 35.933 | 114.774 | — | C | 249 | 5.00* | — | RWL | — | | — | | — | | 1.4 | RWL | — | | — | |
| 1973 | | 17 | 18 | 30 | 49.92 | LM | — | 3 | 36.068 | 114.804 | — | C | 267 | 5.00* | — | RWL | — | | — | | — | | 1.0 | RWL | — | | — | |
| 1973 | | 17 | 19 | 53 | 18.88 | SIZ | — | — | 36.800 | 115.880 | — | | — | -0.80 | — | KKG | — | | — | | — | | — | | — | | — | |
| 1973 | | 18 | 1 | 18 | 6.84 | | — | — | 36.870 | 116.320 | — | | — | 15.70 | — | KKG | — | | — | | — | | — | | — | | — | |
| 1973 | | 18 | 7 | 57 | 24.80 | | — | — | 36.650 | 115.720 | — | | — | 5.00* | — | KKG | — | | — | | — | | — | | — | | — | |
| 1973 | | 18 | 18 | 4 | 44.23 | SIZ | — | — | 36.820 | 115.910 | — | | — | 17.70 | — | KKG | — | | — | | 4.0 | KKG | 3.8 | RYN | — | | 4.0 | PAS |
| 1973 | | 18 | 18 | 31 | 10.80 | SIZ | — | — | 36.810 | 115.880 | — | | — | 5.20 | — | KKG | — | | — | | — | | — | | — | | — | |
| 1973 | | 18 | 20 | 9 | 30.09 | SIZ | — | — | 36.820 | 115.930 | — | | — | 2.20 | — | KKG | — | | — | | — | | — | | — | | — | |
| 1973 | | 18 | 21 | 14 | 16.94 | SIZ | — | — | 36.810 | 115.930 | — | | — | 0.70 | — | KKG | — | | — | | — | | — | | — | | — | |
| 1973 | | 18 | 21 | 44 | 10.52 | SIZ | — | — | 36.810 | 115.940 | — | | — | 0.00 | — | KKG | — | | — | | — | | — | | — | | — | |
| 1973 | | 19 | 2 | 26 | 55.82 | SIZ | — | — | 36.810 | 115.930 | — | | — | 0.00 | — | KKG | — | | — | | — | | — | | — | | — | |
| 1973 | | 19 | 3 | 10 | 41.67 | SIZ | — | — | 36.820 | 115.900 | — | | — | 16.30 | — | KKG | — | | — | | 2.9 | KKG | 3.4 | RYN | — | | 3.0 | PAS |
| 1973 | | 19 | 3 | 13 | 10.50 | SIZ | — | — | 36.810 | 115.910 | — | | — | 5.00* | — | KKG | — | | — | | — | | — | | — | | — | |
| 1973 | | 19 | 7 | 26 | 29.83 | SIZ | — | — | 36.810 | 115.890 | — | | — | 5.00* | — | KKG | — | | — | | — | | — | | — | | — | |
| 1973 | | 19 | 10 | 12 | 1.47 | | — | — | 36.900 | 115.480 | — | | — | 0.00* | — | KKG | — | | — | | — | | — | | — | | — | |
| 1973 | | 19 | 11 | 15 | 21.51 | SIZ | — | — | 36.830 | 115.880 | — | | — | 16.30 | — | KKG | 5 | BRP | 4.0 | BRP | 4.1 | PAS | — | | 4.3 | PDX | — | |
| 1973 | | 19 | 11 | 18 | 42.39 | SIZ | — | — | 36.830 | 115.900 | — | | — | 5.00 | — | KKG | — | | — | | 3.0 | PAS | 2.9 | RYN | — | | — | |
| 1973 | | 19 | 11 | 20 | 48.44 | SIZ | — | — | 36.810 | 115.930 | — | | — | 0.00* | — | KKG | — | | — | | — | | — | | — | | — | |
| 1973 | | 19 | 11 | 26 | 50.51 | SIZ | — | — | 36.820 | 115.900 | — | | — | 15.60 | — | KKG | — | | — | | 3.7 | PAS | — | | — | | — | |
| 1973 | | 19 | 11 | 33 | 6.13 | SIZ | — | — | 36.820 | 115.920 | — | | — | -0.10 | — | KKG | — | | — | | — | | — | | — | | — | |
| 1973 | | 19 | 11 | 34 | 10.66 | SIZ | — | — | 36.820 | 115.930 | — | | — | 1.10 | — | KKG | — | | — | | — | | — | | — | | — | |
| 1973 | | 19 | 11 | 36 | 7.73 | SIZ | — | — | 36.820 | 115.930 | — | | — | 0.50 | — | KKG | — | | — | | — | | — | | — | | — | |
| 1973 | | 19 | 11 | 39 | 0.21 | SIZ | — | — | 36.820 | 115.900 | — | | — | 15.80 | — | KKG | — | | — | | 3.2 | PAS | — | | — | | — | |
| 1973 | | 19 | 11 | 41 | 32.48 | SIZ | — | — | 36.820 | 115.880 | — | | — | 3.50 | — | KKG | — | | — | | — | | — | | — | | — | |
| 1973 | | 19 | 11 | 47 | 46.57 | SIZ | — | — | 36.830 | 115.890 | — | | — | 6.40 | — | KKG | — | | — | | — | | — | | — | | — | |
| 1973 | | 19 | 11 | 49 | 39.25 | | — | — | 36.790 | 115.800 | — | | — | 15.90 | — | KKG | — | | — | | — | | — | | — | | — | |
| 1973 | | 19 | 11 | 50 | 34.89 | SIZ | — | — | 36.820 | 115.910 | — | | — | 5.00* | — | KKG | — | | — | | — | | — | | — | | — | |
| 1973 | | 19 | 12 | 1 | 36.50 | SIZ | — | — | 36.810 | 115.880 | — | | — | 7.70 | — | KKG | — | | — | | — | | — | | — | | — | |
| 1973 | | 19 | 12 | 11 | 37.00 | SIZ | — | — | 36.810 | 115.880 | — | | — | 1.90 | — | KKG | — | | — | | — | | — | | — | | — | |
| 1973 | | 19 | 12 | 16 | 44.05 | SIZ | — | — | 36.820 | 115.920 | — | | — | -0.30 | — | KKG | — | | — | | — | | — | | — | | — | |
| 1973 | | 19 | 12 | 19 | 20.44 | SIZ | — | — | 36.810 | 115.900 | — | | — | 4.30 | — | KKG | — | | — | | — | | — | | — | | — | |
| 1973 | | 19 | 12 | 20 | 58.99 | SIZ | — | — | 36.820 | 115.930 | — | | — | 1.40 | — | KKG | — | | — | | — | | — | | — | | — | |
| 1973 | | 19 | 12 | 22 | 31.54 | SIZ | — | — | 36.810 | 115.890 | — | | — | 16.10 | — | KKG | — | | — | | 3.1 | PAS | — | | — | | — | |
| 1973 | | 19 | 12 | 41 | 49.36 | SIZ | — | — | 36.810 | 115.900 | — | | — | 4.70 | — | KKG | — | | — | | — | | — | | — | | — | |
| 1973 | | 19 | 12 | 55 | 56.62 | SIZ | — | — | 36.820 | 115.920 | — | | — | 0.00 | — | KKG | — | | — | | — | | — | | — | | — | |
| 1973 | | 19 | 13 | 43 | 18.98 | SIZ | — | — | 36.830 | 115.880 | — | | — | 17.80 | — | KKG | — | | — | | 3.8 | PAS | 4.2 | RYN | — | | — | |
| 1973 | | 19 | 14 | 6 | 4.69 | SIZ | — | — | 36.810 | 115.840 | — | | — | 16.20 | — | KKG | — | | — | | — | | — | | — | | — | |
| 1973 | | 19 | 14 | 41 | 8.00 | SIZ | — | — | 36.820 | 115.900 | — | | — | 3.30 | — | KKG | — | | — | | — | | — | | — | | — | |
| 1973 | | 19 | 15 | 17 | 16.50 | SIZ | — | — | 36.820 | 115.900 | — | | — | 1.70 | — | KKG | — | | — | | — | | — | | — | | — | |
| 1973 | | 19 | 16 | 11 | 58.51 | SIZ | — | — | 36.810 | 115.890 | — | | — | 1.90 | — | KKG | — | | — | | — | | — | | — | | — | |
| 1973 | | 19 | 16 | 29 | 38.78 | SIZ | — | — | 36.820 | 115.910 | — | | — | 5.20 | — | KKG | — | | — | | — | | — | | — | | — | |
| 1973 | | 19 | 17 | 19 | 49.87 | SIZ | — | — | 36.810 | 115.900 | — | | — | 2.80 | — | KKG | — | | — | | — | | — | | — | | — | |

| DATE (UTC) | ORIGIN TIME HR MN SEC | HYPOCENTER FLAG | RMS | NO | LATITUDE | LONGITUDE | ERH | Q | GAP | DEPTH | ERZ | REF | INTENSITY I | REF | MAGNITUDE MS | REF | ML | REF | MD | REF | mb | REF | OTH | REF |
|---|---|---|---|---|---|---|---|---|---|---|---|---|---|---|---|---|---|---|---|---|---|---|---|---|
| 1973 FEB 19 | 17:27: 6.62 | SIZ | — | — | 36.810 | 115.890 | — | | — | 11.80 | — | KKG | — | | — | | — | | — | | — | | — | |
| 1973 19 | 17:32:33.61 | SIZ | — | — | 36.820 | 115.910 | — | | — | 1.60 | — | KKG | — | | — | | — | | — | | — | | — | |
| 1973 19 | 17:39:52.67 | SIZ | — | — | 36.820 | 115.930 | — | | — | 0.00 | — | KKG | — | | — | | — | | — | | — | | — | |
| 1973 19 | 17:44:25.31 | SIZ | — | — | 36.810 | 115.930 | — | | — | 1.30 | — | KKG | — | | — | | — | | — | | — | | — | |
| 1973 19 | 17:46:13.06 | SIZ | — | — | 36.820 | 115.900 | — | | — | 2.30 | — | KKG | — | | — | | — | | — | | — | | — | |
| 1973 19 | 18: 4:33.25 | SIZ | — | — | 36.820 | 115.900 | — | | — | 15.00 | — | KKG | — | | — | | — | | — | | — | | — | |
| 1973 19 | 18:25: 2.14 | SIZ | — | — | 36.810 | 115.890 | — | | — | 2.60 | — | KKG | — | | — | | — | | — | | — | | — | |
| 1973 19 | 18:44:45.30 | SIZ | — | — | 36.810 | 115.890 | — | | — | 2.10 | — | KKG | — | | — | | — | | — | | — | | — | |
| 1973 19 | 18:50: 4.36 | SIZ | — | — | 36.820 | 115.950 | — | | — | -0.30 | — | KKG | — | | — | | — | | — | | — | | — | |
| 1973 19 | 18:53: 3.59 | SIZ | — | — | 36.810 | 115.920 | — | | — | 2.70 | — | KKG | — | | — | | — | | — | | — | | — | |
| 1973 19 | 19:17:26.99 | SIZ | — | — | 36.820 | 115.900 | — | | — | 3.80 | — | KKG | — | | — | | — | | — | | — | | — | |
| 1973 19 | 19:21:13.40 | SIZ | — | — | 36.820 | 115.910 | — | | — | 2.50 | — | KKG | — | | — | | — | | — | | — | | — | |
| 1973 19 | 19:35:46.91 | SIZ | — | — | 36.810 | 115.900 | — | | — | 8.50 | — | KKG | — | | — | | — | | — | | — | | — | |
| 1973 19 | 19:46:35.33 | SIZ | — | — | 36.820 | 115.850 | — | | — | 0.00 | — | KKG | — | | — | | — | | — | | — | | — | |
| 1973 19 | 20: 1:37.67 | SIZ | — | — | 36.810 | 115.900 | — | | — | -0.10 | — | KKG | — | | — | | — | | — | | — | | — | |
| 1973 19 | 20:43:33.04 | SIZ | — | — | 36.820 | 115.930 | — | | — | 0.90 | — | KKG | — | | — | | — | | — | | — | | — | |
| 1973 19 | 20:58: 8.48 | SIZ | — | — | 36.820 | 115.900 | — | | — | 13.60 | — | KKG | — | | — | | 3.3 | KKG | — | | — | | — | |
| 1973 19 | 21:41:26.17 | SIZ | — | — | 36.820 | 115.940 | — | | — | 0.00 | — | KKG | — | | — | | — | | — | | — | | — | |
| 1973 19 | 22:15: 5.06 | SIZ | — | — | 36.810 | 115.950 | — | | — | 1.60 | — | KKG | — | | — | | — | | — | | — | | — | |
| 1973 19 | 22:27:46.70 | SIZ | — | — | 36.810 | 115.920 | — | | — | -1.20 | — | KKG | — | | — | | — | | — | | — | | — | |
| 1973 19 | 23:10:21.00 | SIZ | — | — | 36.820 | 115.910 | — | | — | 1.40 | — | KKG | — | | — | | — | | — | | — | | — | |
| 1973 19 | 23:38:19.50 | SIZ | — | — | 36.820 | 115.860 | — | | — | 5.00* | — | KKG | — | | — | | — | | — | | — | | — | |
| 1973 19 | 23:42:18.98 | SIZ | — | — | 36.820 | 115.920 | — | | — | -0.40 | — | KKG | — | | — | | — | | — | | — | | — | |
| 1973 19 | 23:53: 6.98 | SIZ | — | — | 36.810 | 115.950 | — | | — | -0.10 | — | KKG | — | | — | | — | | — | | — | | — | |
| 1973 20 | 1:44:36.63 | SIZ | — | — | 36.820 | 115.930 | — | | — | 0.50 | — | KKG | — | | — | | — | | — | | — | | — | |
| 1973 20 | 3:21:56.47 | SIZ | — | — | 36.810 | 115.880 | — | | — | 2.20 | — | KKG | — | | — | | — | | — | | — | | — | |
| 1973 20 | 5: 0:21.79 | SIZ | — | — | 36.890 | 116.000 | — | | — | 1.40 | — | KKG | — | | — | | — | | — | | — | | — | |
| 1973 20 | 7: 4:40.11 | SIZ | — | — | 36.820 | 115.900 | — | | — | 0.30 | — | KKG | — | | — | | — | | — | | — | | — | |
| 1973 20 | 7:29:11.53 | SIZ | — | — | 36.810 | 115.950 | — | | — | 0.10 | — | KKG | — | | — | | — | | — | | — | | — | |
| 1973 20 | 8:36: 4.40 | SIZ | — | — | 36.810 | 115.900 | — | | — | 5.00* | — | KKG | — | | — | | — | | — | | — | | — | |
| 1973 20 | 8:55:35.49 | LM | — | 10 | 36.089 | 114.677 | 0.4 | A | 77 | 6.34 | 0.90 | RWL | — | | — | | — | | 1.9 | RWL | — | | — | |
| 1973 20 | 9:47:15.05 | SIZ | — | — | 36.820 | 115.930 | — | | — | -0.10 | — | KKG | — | | — | | — | | — | | — | | — | |
| 1973 20 | 10: 3:29.03 | SIZ | — | — | 36.820 | 115.890 | — | | — | 0.90 | — | KKG | — | | — | | — | | — | | — | | — | |
| 1973 20 | 10: 8:16.08 | SIZ | — | — | 36.820 | 115.940 | — | | — | 0.10 | — | KKG | — | | — | | — | | — | | — | | — | |
| 1973 20 | 10:42:36.60 | SIZ | — | — | 36.820 | 115.910 | — | | — | 0.10 | — | KKG | — | | — | | — | | — | | — | | — | |
| 1973 20 | 13:19:21.52 | LM | — | 4 | 36.090 | 114.671 | — | C | 160 | 0.05 | — | RWL | — | | — | | — | | 1.6 | RWL | — | | — | |
| 1973 20 | 14:24: 9.90 | LM | — | 7 | 35.982 | 114.702 | 0.9 | B | 98 | 6.59 | 3.20 | RWL | — | | — | | — | | 1.9 | RWL | — | | — | |
| 1973 20 | 14:48:59.28 | SIZ | — | — | 36.820 | 115.900 | — | | — | 9.90 | — | KKG | — | | — | | — | | — | | — | | — | |
| 1973 20 | 15:43: 8.47 | SIZ | — | — | 36.830 | 115.880 | — | | — | 5.00* | — | KKG | — | | — | | 3.5 | KKG | — | | — | | — | |
| 1973 20 | 16: 5:32.51 | SIZ | — | — | 36.810 | 115.910 | — | | — | 6.70 | — | KKG | — | | — | | — | | — | | — | | — | |
| 1973 20 | 16:36:14.79 | SIZ | — | — | 36.810 | 115.900 | — | | — | 2.20 | — | KKG | — | | — | | — | | — | | — | | — | |
| 1973 20 | 17:44:16.82 | SIZ | — | — | 36.810 | 115.890 | — | | — | 8.30 | — | KKG | — | | — | | — | | — | | — | | — | |
| 1973 20 | 20: 4:22.57 | SIZ | — | — | 36.820 | 115.920 | — | | — | 0.20 | — | KKG | — | | — | | — | | — | | — | | — | |
| 1973 20 | 21:53: 3.01 | SIZ | — | — | 36.820 | 115.930 | — | | — | 2.10 | — | KKG | — | | — | | — | | 2.8 | RYN | — | | — | |
| 1973 20 | 22: 9:21.56 | SIZ | — | — | 36.820 | 115.890 | — | | — | 1.60 | — | KKG | — | | — | | — | | — | | — | | — | |
| 1973 20 | 22:44:58.09 | SIZ | — | — | 36.810 | 115.950 | — | | — | 0.00 | — | KKG | — | | — | | — | | — | | — | | — | |
| 1973 21 | 0:28: 9.53 | SIZ | — | — | 36.810 | 115.890 | — | | — | 5.00* | — | KKG | — | | — | | — | | 2.9 | RYN | — | | — | |
| 1973 21 | 2:29:33.70 | SIZ | — | — | 36.810 | 115.890 | — | | — | 2.00 | — | KKG | — | | — | | — | | — | | — | | — | |

SGB HISTORICAL HYPOCENTER SUMMARY 1868-1978

| DATE (UTC) | ORIGIN TIME HR MN SEC | HYPOCENTER FLAG | RMS | NO | LATITUDE | LONGITUDE | ERH | Q | GAP | DEPTH | ERZ | REF | INTENSITY I | REF | MAGNITUDE MS | REF | ML | REF | MD | REF | mb | REF | OTH | REF |
|---|---|---|---|---|---|---|---|---|---|---|---|---|---|---|---|---|---|---|---|---|---|---|---|---|
| 1973 FEB 21 | 3: 5: 9.80 | SIZ | — | — | 36.810 | 115.850 | — | | — | 5.00* | — | KKG | — | | — | | — | | — | | — | | — | |
| 1973 21 | 4:25:24.85 | SIZ | — | — | 36.810 | 115.940 | — | | — | 0.00* | — | KKG | — | | — | | — | | — | | — | | — | |
| 1973 21 | 4:30:10.98 | SIZ | — | — | 36.820 | 115.890 | — | | — | 1.00 | — | KKG | — | | — | | — | | — | | — | | — | |
| 1973 21 | 6:43: 0.13 | SIZ | — | — | 36.820 | 115.930 | — | | — | 0.80 | — | KKG | — | | — | | — | | — | | — | | — | |
| 1973 21 | 7:43:51.02 | SIZ | — | — | 36.810 | 115.930 | — | | — | 1.50 | — | KKG | — | | — | | — | | — | | — | | — | |
| 1973 21 | 7:59:48.10 | LM | — | 4 | 36.004 | 114.727 | — | C | 156 | 0.03 | — | RWL | — | | — | | — | | 1.6 | RWL | — | | — | |
| 1973 21 | 9:57:46.84 | SIZ | — | — | 36.810 | 115.910 | — | | — | 3.70 | — | KKG | — | | — | | — | | — | | — | | — | |
| 1973 21 | 10: 1: 7.51 | SIZ | — | — | 36.820 | 115.900 | — | | — | 3.70 | — | KKG | — | | — | | — | | — | | — | | — | |
| 1973 21 | 11: 5: 8.76 | SIZ | — | — | 36.820 | 115.920 | — | | — | 2.80 | — | KKG | — | | — | | — | | — | | — | | — | |
| 1973 21 | 17: 0: 2.30 | LM | — | 5 | 35.991 | 114.711 | 0.2 | C | 97 | 3.51 | 0.80 | RWL | — | | — | | — | | 1.1 | RWL | — | | — | |
| 1973 21 | 18:15:46.32 | SIZ | — | — | 36.810 | 115.900 | — | | — | 8.50 | — | KKG | — | | — | | — | | 2.7 | RYN | — | | — | |
| 1973 22 | 0:29:14.92 | SIZ | — | — | 36.820 | 115.880 | — | | — | 1.00 | — | KKG | — | | — | | — | | — | | — | | — | |
| 1973 22 | 0:47:24.83 | SIZ | — | — | 37.180 | 116.280 | — | | — | 0.00* | — | KKG | — | | — | | — | | — | | — | | — | |
| 1973 22 | 1:23:24.29 | SIZ | — | — | 36.810 | 115.920 | — | | — | -0.02 | — | KKG | — | | — | | — | | — | | — | | — | |
| 1973 22 | 5:37:49.67 | SIZ | — | — | 37.300 | 116.510 | — | | — | -0.10 | — | KKG | — | | — | | — | | — | | — | | — | |
| 1973 22 | 6:17:24.47 | SIZ | — | — | 37.310 | 116.520 | — | | — | 15.00 | — | KKG | — | | — | | — | | — | | — | | — | |
| 1973 22 | 10: 2:49.00 | SIZ | — | — | 36.810 | 115.900 | — | | — | 4.10 | — | KKG | — | | — | | — | | — | | — | | — | |
| 1973 22 | 12:48:27.71 | SIZ | — | — | 36.810 | 115.910 | — | | — | 4.30 | — | KKG | — | | — | | — | | — | | — | | — | |
| 1973 22 | 23: 9:10.14 | | — | — | 35.900 | 115.250 | — | | — | 20.00 | — | KKG | — | | — | | — | | — | | — | | — | |
| 1973 23 | 0:20:41.81 | SIZ | — | — | 36.820 | 115.910 | — | | — | 1.30 | — | KKG | — | | — | | — | | — | | — | | — | |
| 1973 23 | 0:52:24.51 | SIZ | — | — | 36.820 | 115.910 | — | | — | 5.00* | — | KKG | — | | — | | — | | — | | — | | — | |
| 1973 23 | 0:56:24.89 | SIZ | — | — | 36.810 | 115.920 | — | | — | 2.10 | — | KKG | — | | — | | — | | — | | — | | — | |
| 1973 23 | 4:13:19.35 | SIZ | — | — | 36.810 | 115.910 | — | | — | 2.40 | — | KKG | — | | — | | — | | — | | — | | — | |
| 1973 23 | 11:36:31.95 | LM | — | 6 | 36.110 | 114.688 | 0.1 | B | 171 | 6.55 | 0.20 | RWL | — | | — | | — | | 1.8 | RWL | — | | — | |
| 1973 23 | 12:13:33.23 | LM | — | 4 | 36.115 | 114.683 | — | C | 181 | 5.97 | — | RWL | — | | — | | — | | 1.3 | RWL | — | | — | |
| 1973 23 | 12:30:35.57 | LM | — | 5 | 36.113 | 114.689 | 0.4 | C | 174 | 6.89 | 0.80 | RWL | — | | — | | — | | 1.5 | RWL | — | | — | |
| 1973 23 | 14:26:11.02 | SIZ | — | — | 36.820 | 115.890 | — | | — | 3.10 | — | KKG | — | | — | | — | | — | | — | | — | |
| 1973 23 | 16:58:19.82 | SIZ | — | — | 36.810 | 115.900 | — | | — | 0.10 | — | KKG | — | | — | | — | | — | | — | | — | |
| 1973 23 | 18: 1:18.63 | SIZ | — | — | 36.810 | 115.940 | — | | — | 0.00* | — | KKG | — | | — | | — | | — | | — | | — | |
| 1973 23 | 18:53:12.46 | LM | — | 6 | 36.093 | 114.676 | 1.0 | B | 113 | 2.92 | 3.20 | RWL | — | | — | | — | | 2.1 | RWL | — | | — | |
| 1973 23 | 19:27:11.30 | SIZ | — | — | 36.820 | 115.870 | — | | — | 4.10 | — | KKG | — | | — | | — | | — | | — | | — | |
| 1973 23 | 19:57:18.95 | SIZ | — | — | 36.820 | 115.910 | — | | — | 0.30 | — | KKG | — | | — | | — | | — | | — | | — | |
| 1973 23 | 20: 9:51.13 | SIZ | — | — | 36.810 | 115.910 | — | | — | 0.00* | — | KKG | — | | — | | — | | — | | — | | — | |
| 1973 23 | 20:56:56.47 | | — | — | 36.820 | 115.810 | — | | — | 1.00 | — | KKG | — | | — | | — | | — | | — | | — | |
| 1973 24 | 2:49: 0.89 | SIZ | — | — | 36.820 | 115.920 | — | | — | 0.80 | — | KKG | — | | — | | — | | — | | — | | — | |
| 1973 24 | 5:55: 8.27 | SIZ | — | — | 36.810 | 115.890 | — | | — | 1.20 | — | KKG | — | | — | | — | | — | | — | | — | |
| 1973 24 | 13:40: 8.56 | SIZ | — | — | 36.820 | 115.920 | — | | — | 0.90 | — | KKG | — | | — | | — | | — | | — | | — | |
| 1973 24 | 17:51:24.43 | LM | — | 8 | 36.037 | 114.651 | 0.2 | A | 83 | 5.33 | 0.40 | RWL | — | | — | | — | | 2.0 | RWL | — | | — | |
| 1973 24 | 18:28: 1.27 | SIZ | — | — | 36.820 | 115.910 | — | | — | 0.60 | — | KKG | — | | — | | — | | — | | — | | — | |
| 1973 24 | 21:56:58.00 | | — | — | 36.330 | 114.930 | — | | — | 0.00* | — | KKG | — | | — | | — | | — | | — | | — | |
| 1973 24 | 23:24:22.35 | | — | — | 37.370 | 117.640 | — | | — | 20.00* | — | KKG | — | | — | | — | | — | | — | | — | |
| 1973 25 | 2: 4:27.95 | LM | — | 4 | 36.100 | 114.635 | — | C | 191 | 5.04 | — | RWL | — | | — | | — | | 1.5 | RWL | — | | — | |
| 1973 25 | 4: 9:26.08 | SIZ | — | — | 36.820 | 115.890 | — | | — | 3.70 | — | KKG | — | | — | | — | | — | | — | | — | |
| 1973 25 | 4:11:31.47 | SIZ | — | — | 36.820 | 115.910 | — | | — | 1.20 | — | KKG | — | | — | | — | | — | | — | | — | |
| 1973 25 | 6:35:58.97 | SIZ | — | — | 36.820 | 115.950 | — | | — | 0.40 | — | KKG | — | | — | | — | | — | | — | | — | |
| 1973 25 | 6:49:23.61 | LM | — | 3 | 35.928 | 114.601 | — | C | 258 | 5.00* | — | RWL | — | | — | | — | | 1.4 | RWL | — | | — | |
| 1973 25 | 6:57: 2.50 | SIZ | — | — | 36.810 | 115.930 | — | | — | 0.80 | — | KKG | — | | — | | — | | — | | — | | — | |
| 1973 25 | 7:34:15.16 | | — | — | 37.390 | 115.680 | — | | — | 14.50 | — | KKG | — | | — | | — | | — | | — | | — | |

SGB HISTORICAL HYPOCENTER SUMMARY 1868-1978

| DATE (UTC) | ORIGIN TIME HR MN SEC | HYPOCENTER FLAG | RMS | NO | LATITUDE | LONGITUDE | ERH | Q | GAP | DEPTH | ERZ | REF | INTENSITY I | REF | MAGNITUDE MS | REF | ML | REF | MD | REF | mb | REF | OTH | REF |
|---|---|---|---|---|---|---|---|---|---|---|---|---|---|---|---|---|---|---|---|---|---|---|---|---|
| 1973 FEB 25 | 7:38:26.65 | SIZ | — | — | 36.810 | 115.980 | — | | — | 0.00* | — | KKG | — | | — | | — | | — | | — | | — | |
| 1973 25 | 12:39:32.14 | SIZ | — | — | 36.810 | 115.940 | — | | — | 0.00* | — | KKG | — | | — | | — | | — | | — | | — | |
| 1973 25 | 13: 0:41.25 | SIZ | — | — | 36.780 | 115.910 | — | | — | 0.00* | — | KKG | — | | — | | — | | — | | — | | — | |
| 1973 25 | 15:38:37.59 | SIZ | — | — | 36.780 | 115.960 | — | | — | 0.00* | — | KKG | — | | — | | — | | — | | — | | — | |
| 1973 25 | 20:25:42.79 | SIZ | — | — | 36.780 | 115.970 | — | | — | 0.00* | — | KKG | — | | — | | — | | — | | — | | — | |
| 1973 26 | 3:55:19.32 | SIZ | — | — | 36.820 | 115.900 | — | | — | 2.00 | — | KKG | 4 | BRP | 3.0 | BRP | — | | — | | 3.6 | PDX | 3.6 | GDY |
| 1973 26 | 4: 9: 8.25 | SIZ | — | — | 36.810 | 115.900 | — | | — | 4.70 | — | KKG | — | | — | | — | | — | | — | | — | |
| 1973 26 | 6:34:51.55 | SIZ | — | — | 36.810 | 115.890 | — | | — | 1.50 | — | KKG | — | | — | | — | | — | | — | | — | |
| 1973 26 | 8:34:47.98 | SIZ | — | — | 36.820 | 115.910 | — | | — | 1.20 | — | KKG | — | | — | | — | | — | | — | | — | |
| 1973 26 | 10:59:37.97 | SIZ | — | — | 36.800 | 115.890 | — | | — | 0.50 | — | KKG | — | | — | | — | | — | | — | | — | |
| 1973 26 | 20:51:28.87 | LM | — | 4 | 35.959 | 114.623 | — | C | 192 | 4.13 | — | RWL | — | | — | | — | | 1.5 | RWL | — | | — | |
| 1973 27 | 1:55:48.09 | SIZ | — | — | 36.820 | 115.890 | — | | — | 1.30 | — | KKG | — | | — | | — | | — | | — | | — | |
| 1973 27 | 2:43: 9.78 | SIZ | — | — | 36.810 | 115.920 | — | | — | 2.10 | — | KKG | — | | — | | — | | — | | — | | — | |
| 1973 27 | 3:43:28.68 | SIZ | — | — | 36.810 | 115.940 | — | | — | 2.30 | — | KKG | — | | — | | — | | — | | — | | — | |
| 1973 27 | 4:10:54.19 | LM | — | 4 | 35.976 | 114.812 | — | C | 211 | 8.04 | — | RWL | — | | — | | — | | 1.2 | RWL | — | | — | |
| 1973 27 | 5:38: 6.42 | LM | — | 8 | 35.993 | 114.792 | 0.3 | B | 154 | 3.70 | 1.00 | RWL | — | | — | | — | | 2.1 | RWL | — | | — | |
| 1973 27 | 8:38:49.95 | SIZ | — | — | 36.820 | 115.920 | — | | — | 2.90 | — | KKG | — | | — | | — | | — | | — | | — | |
| 1973 27 | 8:48:35.08 | SIZ | — | — | 36.810 | 115.900 | — | | — | 1.70 | — | KKG | — | | — | | — | | — | | — | | — | |
| 1973 27 | 9:47: 7.86 | SIZ | — | — | 36.820 | 115.920 | — | | — | 2.30 | — | KKG | — | | — | | — | | — | | — | | — | |
| 1973 27 | 9:55:22.29 | SIZ | — | — | 36.810 | 115.850 | — | | — | 16.70 | — | KKG | — | | — | | — | | — | | — | | — | |
| 1973 27 | 10: 2:11.29 | LM | — | 7 | 36.043 | 114.799 | 0.3 | C | 95 | 0.54 | 59.50 | RWL | — | | — | | — | | 1.8 | RWL | — | | — | |
| 1973 27 | 11:34:37.31 | SIZ | — | — | 36.780 | 115.930 | — | | — | -0.10 | — | KKG | — | | — | | — | | — | | — | | — | |
| 1973 27 | 11:45:32.53 | LM | — | 7 | 36.044 | 114.799 | 0.4 | B | 96 | 1.58 | 4.30 | RWL | — | | — | | — | | 1.8 | RWL | — | | — | |
| 1973 27 | 11:50:35.51 | SIZ | — | — | 36.780 | 115.920 | — | | — | 0.60 | — | KKG | — | | — | | — | | — | | — | | — | |
| 1973 27 | 13: 3: 1.38 | SIZ | — | — | 36.820 | 115.910 | — | | — | 4.00 | — | KKG | — | | — | | — | | — | | — | | — | |
| 1973 27 | 13:28:32.88 | SIZ | — | — | 36.820 | 115.900 | — | | — | 0.90 | — | KKG | — | | — | | — | | — | | — | | — | |
| 1973 27 | 14:28: 3.11 | SIZ | — | — | 36.990 | 116.250 | — | | — | 7.00 | — | KKG | — | | — | | — | | — | | — | | — | |
| 1973 27 | 19: 0:21.33 | SIZ | — | — | 36.820 | 115.900 | — | | — | 1.40 | — | KKG | — | | — | | — | | — | | — | | — | |
| 1973 27 | 19: 1:40.32 | SIZ | — | — | 36.820 | 115.920 | — | | — | 0.80 | — | KKG | — | | — | | — | | — | | — | | — | |
| 1973 27 | 19:49:18.51 | SIZ | — | — | 36.810 | 115.930 | — | | — | -0.60 | — | KKG | — | | — | | — | | — | | — | | — | |
| 1973 27 | 19:58:17.20 | SIZ | — | — | 36.820 | 115.930 | — | | — | 1.50 | — | KKG | — | | — | | — | | — | | — | | — | |
| 1973 28 | 0:31:21.16 | SIZ | — | — | 36.810 | 115.940 | — | | — | 3.90 | — | KKG | — | | — | | — | | — | | — | | — | |
| 1973 28 | 2: 0:34.31 | SIZ | — | — | 36.820 | 115.930 | — | | — | 0.20 | — | KKG | — | | — | | — | | — | | — | | — | |
| 1973 28 | 3:34:18.04 | SIZ | — | — | 36.820 | 115.910 | — | | — | 2.40 | — | KKG | — | | — | | — | | — | | — | | — | |
| 1973 28 | 5:31:32.84 | SIZ | — | — | 36.820 | 115.930 | — | | — | 0.00 | — | KKG | — | | — | | — | | — | | — | | — | |
| 1973 28 | 8: 0: 7.09 | SIZ | — | — | 36.810 | 115.900 | — | | — | 12.30 | — | KKG | — | | — | | — | | — | | — | | — | |
| 1973 28 | 10:44:16.84 | SIZ | — | — | 36.810 | 115.940 | — | | — | 0.00* | — | KKG | — | | — | | — | | — | | — | | — | |
| 1973 28 | 10:59:32.52 | SIZ | — | — | 36.820 | 115.910 | — | | — | 3.40 | — | KKG | — | | — | | — | | — | | — | | — | |
| 1973 28 | 11: 1:15.78 | SIZ | — | — | 36.810 | 115.900 | — | | — | 0.20 | — | KKG | — | | — | | — | | — | | — | | — | |
| 1973 MAR 1 | 2: 6:55.96 | SIZ | — | — | 36.820 | 115.870 | — | | — | 5.10 | — | KKG | — | | — | | — | | — | | — | | — | |
| 1973 1 | 2: 9:56.73 | SIZ | — | — | 36.820 | 115.890 | — | | — | 1.50 | — | KKG | — | | — | | — | | — | | — | | — | |
| 1973 1 | 3:16:15.60 | SIZ | — | — | 36.820 | 115.910 | — | | — | 1.10 | — | KKG | — | | — | | — | | — | | — | | — | |
| 1973 1 | 4:14:27.95 | LM | — | 7 | 36.094 | 114.735 | 0.3 | B | 99 | 5.13 | 0.90 | RWL | — | | — | | — | | 1.9 | RWL | — | | — | |
| 1973 1 | 6:12:27.29 | SIZ | — | — | 36.820 | 115.930 | — | | — | 2.10 | — | KKG | — | | — | | — | | — | | — | | — | |
| 1973 1 | 11: 7:30.75 | SIZ | — | — | 36.810 | 115.920 | — | | — | 1.60 | — | KKG | — | | — | | — | | — | | — | | — | |
| 1973 1 | 14: 0:55.41 | SIZ | — | — | 36.810 | 115.910 | — | | — | 1.00 | — | KKG | — | | — | | — | | — | | — | | — | |
| 1973 1 | 14:57:20.37 | SIZ | — | — | 36.820 | 115.930 | — | | — | 0.00 | — | KKG | — | | — | | — | | — | | — | | — | |
| 1973 1 | 18:42:44.37 | SIZ | — | — | 36.820 | 115.950 | — | | — | 1.80 | — | KKG | — | | — | | — | | — | | — | | — | |

SGB HISTORICAL HYPOCENTER SUMMARY 1868-1978

| DATE (UTC) | ORIGIN TIME HR MN SEC | HYPOCENTER FLAG | RMS | NO | LATITUDE | LONGITUDE | ERH | Q | GAP | DEPTH | ERZ | REF | INTENSITY I | REF | MAGNITUDE MS | REF | ML | REF | MD | REF | mb | REF | OTH | REF |
|---|---|---|---|---|---|---|---|---|---|---|---|---|---|---|---|---|---|---|---|---|---|---|---|---|
| 1973 MAR 1 | 18:46: 0.57 | SIZ | — | — | 36.810 | 115.950 | — | | — | -0.40 | — | KKG | — | | — | | — | | — | | — | | — | |
| 1973 1 | 18:52:32.72 | SIZ | — | — | 36.810 | 115.920 | — | | — | 3.30 | — | KKG | — | | — | | — | | — | | — | | — | |
| 1973 1 | 22: 1:27.33 | SIZ | — | — | 36.810 | 115.910 | — | | — | 9.00 | — | KKG | — | | — | | — | | — | | — | | — | |
| 1973 1 | 23:54:24.48 | SIZ | — | — | 36.820 | 115.920 | — | | — | 1.80 | — | KKG | — | | — | | — | | — | | — | | — | |
| 1973 2 | 0:10:57.12 | SIZ | — | — | 36.820 | 115.930 | — | | — | 0.80 | — | KKG | — | | — | | — | | — | | — | | — | |
| 1973 2 | 4:26: 9.82 | SIZ | — | — | 36.820 | 115.920 | — | | — | 1.70 | — | KKG | — | | — | | — | | — | | — | | — | |
| 1973 2 | 8:14:42.37 | LM | — | 6 | 36.092 | 114.734 | 0.4 | B | 179 | 5.92 | 1.10 | RWL | — | | — | | — | | 1.7 | RWL | — | | — | |
| 1973 2 | 14:11: 1.56 | LM | — | 8 | 36.093 | 114.735 | 0.3 | B | 99 | 5.09 | 1.00 | RWL | — | | — | | — | | 2.3 | RWL | — | | — | |
| 1973 2 | 18:21:36.37 | LM | — | 7 | 36.094 | 114.736 | 0.3 | B | 99 | 5.17 | 0.90 | RWL | — | | — | | — | | 1.8 | RWL | — | | — | |
| 1973 3 | 1:18:44.11 | LM | — | 6 | 36.035 | 114.776 | 1.2 | B | 131 | 9.55 | 3.10 | RWL | — | | — | | — | | 1.5 | RWL | — | | — | |
| 1973 3 | 1:23:29.12 | LM | — | 6 | 36.093 | 114.737 | 0.5 | B | 97 | 5.61 | 1.30 | RWL | — | | — | | — | | 1.6 | RWL | — | | — | |
| 1973 3 | 3:19:31.55 | LM | — | 8 | 36.095 | 114.735 | 0.3 | B | 99 | 5.35 | 0.90 | RWL | — | | — | | — | | 2.0 | RWL | — | | — | |
| 1973 3 | 9:50: 9.14 | LM | — | 5 | 35.958 | 114.798 | 1.2 | C | 221 | 5.21 | 1.80 | RWL | — | | — | | — | | 1.3 | RWL | — | | — | |
| 1973 4 | 11:12:51.40 | | 0.31 | 7 | 38.063 | 115.185 | — | | — | — | — | RYN | — | | — | | — | | 2.8 | RYN | — | | — | |
| 1973 4 | 13:13:24.04 | SIZ | — | — | 36.820 | 115.910 | — | | — | 1.60 | — | KKG | — | | — | | — | | — | | — | | — | |
| 1973 4 | 14:45:16.62 | LM | — | 7 | 36.096 | 114.735 | 0.5 | B | 100 | 5.52 | 1.40 | RWL | — | | — | | — | | 1.7 | RWL | — | | — | |
| 1973 4 | 19:43: 5.41 | LM | — | 8 | 36.095 | 114.733 | 0.5 | B | 102 | 5.01 | 1.50 | RWL | — | | — | | — | | 1.9 | RWL | — | | — | |
| 1973 4 | 19:44:51.98 | LM | — | 5 | 36.091 | 114.734 | 0.1 | C | 128 | 5.62 | 0.20 | RWL | — | | — | | — | | 1.9 | RWL | — | | — | |
| 1973 4 | 20:27:21.72 | LM | — | 6 | 36.092 | 114.735 | 0.3 | B | 98 | 5.53 | 0.90 | RWL | — | | — | | — | | 1.6 | RWL | — | | — | |
| 1973 5 | 4:22:45.02 | SIZ | — | — | 36.810 | 115.930 | — | | — | 0.00* | — | KKG | — | | — | | — | | — | | — | | — | |
| 1973 5 | 8:34:14.78 | | — | — | 36.950 | 115.060 | — | | — | 0.00* | — | KKG | — | | — | | — | | — | | — | | — | |
| 1973 5 | 8:49:55.39 | | — | — | 36.970 | 115.070 | — | | — | 0.60 | — | KKG | — | | — | | — | | — | | — | | — | |
| 1973 5 | 9:24:17.57 | LM | — | 9 | 36.095 | 114.735 | 0.2 | A | 83 | 5.28 | 0.50 | RWL | — | | — | | — | | 2.6 | RWL | — | | — | |
| 1973 5 | 9:25:11.76 | LM | — | 7 | 36.093 | 114.731 | 0.7 | B | 103 | 6.02 | 1.70 | RWL | — | | — | | — | | 1.9 | RWL | — | | — | |
| 1973 5 | 9:33: 2.43 | LM | — | 9 | 36.095 | 114.735 | 0.2 | B | 82 | 5.07 | 0.70 | RWL | — | | — | | — | | 2.8 | RWL | — | | — | |
| 1973 5 | 9:37:47.63 | LM | — | 8 | 36.095 | 114.735 | 0.3 | B | 100 | 5.19 | 0.90 | RWL | — | | — | | — | | 2.3 | RWL | — | | — | |
| 1973 5 | 9:39:39.03 | LM | — | 5 | 36.096 | 114.739 | 0.5 | C | 144 | 6.24 | 1.10 | RWL | — | | — | | — | | 1.5 | RWL | — | | — | |
| 1973 5 | 9:41:26.58 | LM | — | 8 | 36.095 | 114.735 | 0.2 | B | 82 | 5.04 | 0.70 | RWL | — | | — | | — | | 2.0 | RWL | — | | — | |
| 1973 5 | 10:23:26.42 | SIZ | — | — | 36.820 | 115.930 | — | | — | 0.70 | — | KKG | — | | — | | — | | — | | — | | — | |
| 1973 5 | 13:18:47.09 | LM | — | 5 | 36.097 | 114.739 | 0.5 | C | 144 | 6.11 | 1.20 | RWL | — | | — | | — | | 1.5 | RWL | — | | — | |
| 1973 5 | 13:50: 9.80 | SIZ | — | — | 36.820 | 115.930 | — | | — | 0.00 | — | KKG | — | | — | | — | | — | | — | | — | |
| 1973 5 | 16:52:17.04 | LM | — | 6 | 36.093 | 114.735 | 0.5 | B | 99 | 5.14 | 1.40 | RWL | — | | — | | — | | 1.9 | RWL | — | | — | |
| 1973 5 | 23:58: 8.35 | LM | — | 9 | 36.096 | 114.734 | 0.2 | B | 82 | 5.09 | 0.60 | RWL | — | | — | | — | | 2.4 | RWL | — | | — | |
| 1973 6 | 0: 9: 4.04 | SIZ | — | — | 36.820 | 115.870 | — | | — | 6.50 | — | KKG | — | | — | | — | | — | | — | | — | |
| 1973 6 | 5:28: 9.52 | | — | — | 36.790 | 116.280 | — | | — | 7.30 | — | KKG | — | | — | | — | | — | | — | | — | |
| 1973 6 | 7: 5: 2.83 | | — | — | 37.400 | 116.690 | — | | — | 5.00* | — | KKG | — | | — | | — | | — | | — | | — | |
| 1973 6 | 7:48:57.37 | LM | — | 6 | 35.904 | 114.654 | 1.3 | C | 251 | 5.77 | 1.20 | RWL | — | | — | | — | | 1.7 | RWL | — | | — | |
| 1973 6 | 9:57:25.91 | LM | — | 8 | 36.096 | 114.731 | 0.6 | B | 105 | 5.86 | 1.60 | RWL | — | | — | | — | | 1.6 | RWL | — | | — | |
| 1973 6 | 10:37:41.52 | LM | — | 3 | 36.096 | 114.744 | — | C | 223 | 5.00* | — | RWL | — | | — | | — | | 1.2 | RWL | — | | — | |
| 1973 6 | 12:11:36.22 | LM | — | 4 | 36.129 | 114.643 | — | C | 290 | 6.00* | — | RWL | — | | — | | — | | 1.2 | RWL | — | | — | |
| 1973 6 | 15:44:22.41 | LM | — | 9 | 36.096 | 114.736 | 0.2 | A | 83 | 5.32 | 0.60 | RWL | — | | — | | — | | 2.4 | RWL | — | | — | |
| 1973 6 | 20:11:44.92 | LM | — | 4 | 36.085 | 114.736 | — | C | 227 | 6.80 | — | RWL | — | | — | | — | | 1.5 | RWL | — | | — | |
| 1973 7 | 8:13: 4.50 | LM | — | 8 | 36.048 | 114.809 | 0.5 | B | 111 | 5.05 | 1.50 | RWL | — | | — | | — | | 2.3 | RWL | — | | — | |
| 1973 7 | 9:31:50.14 | LM | — | 8 | 36.098 | 114.733 | 0.3 | B | 104 | 5.11 | 0.80 | RWL | — | | — | | — | | 2.0 | RWL | — | | — | |
| 1973 7 | 15:30:15.55 | SIZ | — | — | 36.800 | 115.910 | — | | — | -0.50 | — | KKG | — | | — | | — | | — | | — | | — | |
| 1973 8 | 1:20:20.49 | | — | — | 37.620 | 117.750 | — | | — | 0.00* | — | KKG | — | | — | | — | | — | | — | | — | |
| 1973 8 | 2: 4:43.57 | | — | — | 37.180 | 117.300 | — | | — | 10.00* | — | KKG | — | | — | | — | | — | | — | | — | |
| 1973 8 | 11:12:16.48 | LM | — | 3 | 36.092 | 114.890 | — | C | 281 | 5.00* | — | RWL | — | | — | | — | | — | | — | | — | |

| DATE (UTC) | ORIGIN TIME HR MN SEC | HYPOCENTER FLAG | RMS | NO | LATITUDE | LONGITUDE | ERH | Q | GAP | DEPTH | ERZ | REF | INTENSITY I | REF | MAGNITUDE MS | REF | ML | REF | MD | REF | mb | REF | OTH | REF |
|---|---|---|---|---|---|---|---|---|---|---|---|---|---|---|---|---|---|---|---|---|---|---|---|---|
| 1973 MAR 8 | 23:11:54.20 | LM | — | 5 | 36.099 | 114.731 | 0.3 | C | 120 | 5.14 | 0.70 | RWL | — | | — | | — | | 1.8 | RWL | — | | — | |
| 1973 9 | 4:39: 8.98 | SIZ | — | — | 36.820 | 115.870 | — | | — | 0.60 | — | KKG | — | | — | | — | | — | | — | | — | |
| 1973 9 | 6:17: 3.23 | LM | — | 4 | 35.991 | 114.738 | — | C | 154 | 0.28 | — | RWL | — | | — | | — | | 1.5 | RWL | — | | — | |
| 1973 9 | 7:50:34.38 | LM | — | 5 | 36.091 | 114.734 | 0.1 | C | 178 | 6.50 | 0.30 | RWL | — | | — | | — | | 1.4 | RWL | — | | — | |
| 1973 9 | 10:34:30.80 | | — | — | 37.420 | 117.010 | — | | — | 5.00* | — | KKG | — | | — | | — | | — | | — | | — | |
| 1973 9 | 14:35:49.41 | LM | — | 5 | 35.979 | 114.784 | 0.6 | C | 165 | 5.33 | 1.50 | RWL | — | | — | | — | | 1.6 | RWL | — | | — | |
| 1973 9 | 20:52:20.35 | SIZ | — | — | 36.810 | 115.890 | — | | — | -0.10 | — | KKG | — | | — | | — | | — | | — | | — | |
| 1973 9 | 23:42:34.09 | | — | — | 35.710 | 116.010 | — | | — | 10.00 | — | KKG | — | | — | | — | | — | | — | | — | |
| 1973 11 | 2: 6:53.99 | LM | — | 6 | 36.095 | 114.733 | 0.5 | B | 102 | 5.29 | 1.30 | RWL | — | | — | | — | | 1.6 | RWL | — | | — | |
| 1973 11 | 5:37:57.15 | LM | — | 9 | 36.096 | 114.735 | 0.2 | A | 83 | 5.26 | 0.50 | RWL | — | | — | | — | | 2.8 | RWL | — | | — | |
| 1973 11 | 5:39: 0.87 | LM | — | 4 | 36.096 | 114.732 | — | C | 123 | 5.45 | — | RWL | — | | — | | — | | 1.7 | RWL | — | | — | |
| 1973 11 | 6:13:58.99 | LM | — | 6 | 36.090 | 114.735 | 0.4 | B | 97 | 5.43 | 1.00 | RWL | — | | — | | — | | 1.3 | RWL | — | | — | |
| 1973 11 | 6:43:49.47 | LM | — | 4 | 36.090 | 114.736 | — | C | 188 | 6.86 | — | RWL | — | | — | | — | | 1.1 | RWL | — | | — | |
| 1973 11 | 6:43:50.64 | LM | — | 4 | 36.092 | 114.735 | — | C | 189 | 7.15 | — | RWL | — | | — | | — | | 1.8 | RWL | — | | — | |
| 1973 11 | 7:26:55.13 | | — | — | 35.920 | 114.860 | — | | — | -0.60 | — | KKG | — | | — | | — | | 2.8 | RWL | — | | — | |
| 1973 11 | 7:28: 3.13 | LM | — | 5 | 36.094 | 114.633 | 0.2 | C | 112 | 6.89 | 0.30 | RWL | — | | — | | — | | 1.6 | RWL | — | | — | |
| 1973 11 | 9:41:26.83 | LM | — | 5 | 36.093 | 114.734 | 0.3 | C | 180 | 5.85 | 0.70 | RWL | — | | — | | — | | 1.4 | RWL | — | | — | |
| 1973 11 | 10:36:13.85 | LM | — | 4 | 36.126 | 114.710 | — | C | 218 | 0.37 | — | RWL | — | | — | | — | | 1.5 | RWL | — | | — | |
| 1973 11 | 11:17:44.02 | LM | — | 5 | 36.068 | 114.746 | 0.4 | C | 135 | 6.00* | 0.80 | RWL | — | | — | | — | | 1.5 | RWL | — | | — | |
| 1973 12 | 4: 2:14.96 | LM | — | 5 | 36.095 | 114.733 | 0.3 | C | 182 | 6.62 | 0.70 | RWL | — | | — | | — | | 1.4 | RWL | — | | — | |
| 1973 12 | 6:38:29.46 | LM | — | 4 | 35.950 | 114.601 | — | C | 222 | 4.01 | — | RWL | — | | — | | — | | 0.7 | RWL | — | | — | |
| 1973 12 | 12: 7:57.56 | LM | — | 4 | 36.102 | 114.675 | — | C | 172 | 4.41 | — | RWL | — | | — | | — | | 1.3 | RWL | — | | — | |
| 1973 12 | 13:15:12.07 | LM | — | 9 | 36.091 | 114.735 | 0.4 | B | 81 | 4.37 | 1.60 | RWL | — | | — | | — | | 1.9 | RWL | — | | — | |
| 1973 12 | 13:57:53.03 | LM | — | 4 | 35.989 | 114.713 | — | C | 155 | 4.07 | — | RWL | — | | — | | — | | 1.1 | RWL | — | | — | |
| 1973 12 | 14:29: 3.26 | LM | — | 7 | 36.097 | 114.733 | 0.6 | B | 104 | 5.57 | 1.60 | RWL | — | | — | | — | | 1.6 | RWL | — | | — | |
| 1973 12 | 15: 8:31.55 | | — | — | 35.750 | 117.300 | — | | — | 10.00* | — | KKG | 1 | BRP | 2.2 | BRP | 3.3 | PAS | — | | — | | 3.3 | GDY |
| 1973 13 | 2:26:48.75 | SIZ | — | — | 36.810 | 115.890 | — | | — | 1.70 | — | KKG | — | | — | | — | | — | | — | | — | |
| 1973 13 | 4: 8:46.94 | SIZ | — | — | 37.140 | 115.890 | — | | — | 0.00 | — | KKG | — | | — | | — | | — | | — | | — | |
| 1973 13 | 4:31:18.86 | SIZ | — | — | 36.820 | 115.870 | — | | — | 4.70 | — | KKG | — | | — | | — | | — | | — | | — | |
| 1973 13 | 5:25:51.89 | LM | — | 4 | 36.128 | 114.668 | — | C | 207 | 4.81 | — | RWL | — | | — | | — | | 1.3 | RWL | — | | — | |
| 1973 13 | 7: 4:12.40 | LM | — | 3 | 36.102 | 114.660 | — | C | 279 | 5.00* | — | RWL | — | | — | | — | | 0.9 | RWL | — | | — | |
| 1973 13 | 7:43:40.53 | LM | — | 3 | 36.102 | 114.661 | — | C | 279 | 5.00* | — | RWL | — | | — | | — | | 0.6 | RWL | — | | — | |
| 1973 13 | 11:17: 5.95 | SIZ | — | — | 36.810 | 115.900 | — | | — | 7.60 | — | KKG | — | | — | | — | | — | | — | | — | |
| 1973 13 | 21:43: 0.58 | SIZ | — | — | 36.810 | 115.910 | — | | — | 2.20 | — | KKG | — | | — | | — | | — | | — | | — | |
| 1973 13 | 22:31:33.50 | SIZ | — | — | 36.810 | 115.910 | — | | — | 14.70 | — | KKG | — | | — | | — | | 3.4 | RYN | — | | — | |
| 1973 13 | 22:37: 3.92 | SIZ | — | — | 36.810 | 115.900 | — | | — | 4.80 | — | KKG | — | | — | | — | | — | | — | | — | |
| 1973 13 | 22:39: 7.51 | SIZ | — | — | 36.810 | 115.900 | — | | — | 0.00 | — | KKG | — | | — | | — | | — | | — | | — | |
| 1973 14 | 0:25: 7.50 | SIZ | — | — | 36.810 | 115.910 | — | | — | 7.90 | — | KKG | — | | — | | — | | — | | — | | — | |
| 1973 14 | 9:20:46.50 | SIZ | — | — | 36.820 | 115.880 | — | | — | 3.30 | — | KKG | — | | — | | — | | — | | — | | — | |
| 1973 14 | 18:51:14.55 | LM | — | 7 | 36.097 | 114.733 | 0.3 | B | 103 | 5.32 | 1.00 | RWL | — | | — | | — | | 1.9 | RWL | — | | — | |
| 1973 14 | 21:32: 8.24 | SIZ | — | — | 36.780 | 115.910 | — | | — | -0.70 | — | KKG | — | | — | | — | | — | | — | | — | |
| 1973 15 | 0:29:17.02 | SIZ | — | — | 36.820 | 115.900 | — | | — | 2.20 | — | KKG | — | | — | | — | | — | | — | | — | |
| 1973 15 | 16:11:10.48 | LM | — | 3 | 36.036 | 114.702 | — | C | 154 | 5.00* | — | RWL | — | | — | | — | | 1.4 | RWL | — | | — | |
| 1973 15 | 23: 6:51.88 | | — | — | 35.820 | 115.340 | — | | — | 15.00* | — | KKG | — | | — | | — | | — | | — | | — | |
| 1973 16 | 7:40: 7.68 | LM | — | 4 | 36.086 | 114.734 | — | C | 228 | 6.61 | — | RWL | — | | — | | — | | 1.2 | RWL | — | | — | |
| 1973 17 | 2:22:43.08 | SIZ | — | — | 36.810 | 115.910 | — | | — | 0.00* | — | KKG | — | | — | | — | | — | | — | | — | |
| 1973 17 | 17:18:39.57 | LM | — | 3 | 36.095 | 114.739 | — | C | 214 | 5.00* | — | RWL | — | | — | | — | | 1.4 | RWL | — | | — | |

SGB HISTORICAL HYPOCENTER SUMMARY 1868-1978

| DATE (UTC) | ORIGIN TIME HR MN SEC | HYPOCENTER FLAG | RMS | NO | LATITUDE | LONGITUDE | ERH | Q | GAP | DEPTH | ERZ | REF | INTENSITY I | REF | MAGNITUDE MS | REF | ML | REF | MD | REF | mb | REF | OTH | REF |
|---|---|---|---|---|---|---|---|---|---|---|---|---|---|---|---|---|---|---|---|---|---|---|---|---|
| 1973 MAR 18 | 6:44:42.91 | | — | — | 37.600 | 114.580 | — | | — | 0.60 | — | KKG | — | | — | | — | | — | | — | | — | |
| 1973 18 | 19:40:25.85 | LM | — | 3 | 36.095 | 114.735 | — | C | 183 | 5.00* | — | RWL | — | | — | | — | | 1.4 | RWL | — | | — | |
| 1973 19 | 1:50: 3.65 | SIZ | — | — | 36.810 | 115.910 | — | | — | 1.50 | — | KKG | — | | — | | — | | — | | — | | — | |
| 1973 19 | 1:53:38.00 | SIZ | — | — | 36.810 | 115.910 | — | | — | 2.60 | — | KKG | — | | — | | — | | — | | — | | — | |
| 1973 19 | 3: 6:54.28 | SIZ | — | — | 36.810 | 115.900 | — | | — | 1.60 | — | KKG | — | | — | | — | | — | | — | | — | |
| 1973 19 | 3:12:49.38 | SIZ | — | — | 36.810 | 115.890 | — | | — | 1.80 | — | KKG | — | | — | | — | | — | | — | | — | |
| 1973 19 | 13:34:17.52 | SIZ | — | — | 36.810 | 115.880 | — | | — | 1.80 | — | KKG | — | | — | | — | | — | | — | | — | |
| 1973 19 | 22:40: 7.64 | SIZ | — | — | 36.810 | 115.900 | — | | — | 1.20 | — | KKG | — | | — | | — | | — | | — | | — | |
| 1973 20 | 13:22:17.93 | LM | — | 4 | 36.113 | 114.684 | — | C | 178 | 6.06 | — | RWL | — | | — | | — | | 1.4 | RWL | — | | — | |
| 1973 20 | 13:34:59.44 | SIZ | — | — | 36.820 | 115.900 | — | | — | 0.70 | — | KKG | — | | — | | — | | — | | — | | — | |
| 1973 20 | 21:34: 7.35 | LM | — | 6 | 36.010 | 114.752 | 0.3 | C | 141 | 1.58 | 3.60 | RWL | — | | — | | — | | 1.9 | RWL | — | | — | |
| 1973 21 | 21:44: 3.23 | | — | — | 36.790 | 116.290 | — | | — | 5.00* | — | KKG | — | | — | | — | | — | | — | | — | |
| 1973 22 | 3:49:10.77 | LM | — | 4 | 36.092 | 114.739 | — | C | 131 | 0.11 | — | RWL | — | | — | | — | | 1.1 | RWL | — | | — | |
| 1973 22 | 8:58: 2.55 | SIZ | — | — | 36.810 | 115.890 | — | | — | 1.80 | — | KKG | — | | — | | — | | — | | — | | — | |
| 1973 22 | 10:50:10.20 | | 0.21 | 4 | 37.365 | 117.715 | — | | — | — | — | RYN | — | | — | | — | | 2.2 | RYN | — | | — | |
| 1973 22 | 22:59:50.75 | LM | — | 5 | 36.097 | 114.737 | 0.2 | C | 142 | 6.08 | 0.40 | RWL | — | | — | | — | | 1.5 | RWL | — | | — | |
| 1973 23 | 8:14:36.72 | SIZ | — | — | 36.800 | 115.940 | — | | — | 0.00* | — | KKG | — | | — | | — | | — | | — | | — | |
| 1973 23 | 18: 9:49.70 | LM | — | 6 | 36.008 | 114.720 | 0.3 | B | 116 | 4.19 | 0.70 | RWL | — | | — | | — | | 2.1 | RWL | — | | — | |
| 1973 23 | 19:44:35.50 | LM | — | 3 | 35.973 | 114.702 | — | C | 210 | 5.00* | — | RWL | — | | — | | — | | 1.5 | RWL | — | | — | |
| 1973 24 | 9:21: 6.24 | LM | — | 3 | 36.070 | 114.666 | — | C | 219 | 5.00* | — | RWL | — | | — | | — | | 0.9 | RWL | — | | — | |
| 1973 24 | 18:18:37.86 | | — | — | 36.790 | 117.620 | — | | — | 5.00* | — | KKG | — | | — | | — | | — | | — | | — | |
| 1973 25 | 3:30:24.23 | | — | — | 36.770 | 115.800 | — | | — | 14.30 | — | KKG | — | | — | | — | | — | | — | | — | |
| 1973 25 | 5:58:59.13 | | — | — | 36.770 | 115.790 | — | | — | 12.10 | — | KKG | — | | — | | — | | — | | — | | — | |
| 1973 25 | 6:56:12.53 | LM | — | 4 | 36.091 | 114.638 | — | C | 157 | 5.09 | — | RWL | — | | — | | — | | 1.4 | RWL | — | | — | |
| 1973 26 | 1: 9:27.44 | LM | — | 4 | 36.095 | 114.734 | — | C | 124 | 3.66 | — | RWL | — | | — | | — | | 2.3 | RWL | — | | — | |
| 1973 26 | 9:49: 3.00 | | — | — | 37.010 | 117.520 | — | | — | 19.20 | — | KKG | — | | — | | — | | — | | — | | — | |
| 1973 26 | 13: 9:17.70 | LM | — | 7 | 36.098 | 114.733 | 0.4 | B | 104 | 5.35 | 1.10 | RWL | — | | — | | — | | 1.5 | RWL | — | | — | |
| 1973 26 | 20:52:45.19 | LM | — | 7 | 36.095 | 114.736 | 0.3 | B | 99 | 5.42 | 0.80 | RWL | — | | — | | — | | 1.9 | RWL | — | | — | |
| 1973 27 | 0:59:19.20 | | 0.44 | 6 | 37.431 | 115.736 | — | | — | — | — | RYN | — | | — | | — | | 2.8 | RYN | — | | — | |
| 1973 27 | 1: 0:18.11 | | — | — | 37.500 | 115.680 | — | | — | -1.00 | — | KKG | — | | — | | — | | — | | — | | — | |
| 1973 27 | 1: 1:59.78 | LM | — | 3 | 36.070 | 114.665 | — | C | 218 | 5.00* | — | RWL | — | | — | | — | | 1.3 | RWL | — | | — | |
| 1973 27 | 2:21:44.10 | SIZ | — | — | 36.810 | 115.950 | — | | — | 0.00* | — | KKG | — | | — | | — | | — | | — | | — | |
| 1973 27 | 3:32:50.46 | | — | — | 38.220 | 115.590 | — | | — | 5.00* | — | KKG | — | | — | | — | | — | | — | | — | |
| 1973 27 | 5: 3:21.68 | LM | — | 9 | 36.098 | 114.733 | 0.2 | B | 81 | 5.06 | 0.70 | RWL | — | | — | | — | | 2.4 | RWL | — | | — | |
| 1973 27 | 7:59: 8.13 | SIZ | — | — | 36.820 | 115.840 | — | | — | 4.10 | — | KKG | — | | — | | — | | — | | — | | — | |
| 1973 27 | 14:58: 6.71 | LM | — | 9 | 36.094 | 114.735 | 0.2 | B | 82 | 5.11 | 0.60 | RWL | — | | — | | — | | 2.2 | RWL | — | | — | |
| 1973 27 | 20:22:54.50 | LM | — | — | 36.290 | 114.880 | — | | — | 11.20 | — | KKG | — | | — | | — | | — | | — | | — | |
| 1973 28 | 8:54:58.95 | LM | — | 4 | 35.993 | 114.571 | — | C | 176 | 8.58 | — | RWL | — | | — | | — | | 1.5 | RWL | — | | — | |
| 1973 28 | 10:41:59.71 | SIZ | — | — | 36.990 | 115.900 | — | | — | 20.00* | — | KKG | — | | — | | — | | — | | — | | — | |
| 1973 28 | 11:51:41.82 | SIZ | — | — | 36.810 | 115.920 | — | | — | 1.90 | — | KKG | — | | — | | — | | — | | — | | — | |
| 1973 28 | 16: 7:17.89 | SIZ | — | — | 36.810 | 115.890 | — | | — | 0.60 | — | KKG | — | | — | | — | | — | | — | | — | |
| 1973 28 | 16:37:52.44 | SIZ | — | — | 36.820 | 115.890 | — | | — | 1.10 | — | KKG | — | | — | | — | | — | | — | | — | |
| 1973 29 | 1:59:10.05 | SIZ | — | — | 36.820 | 115.880 | — | | — | 2.00 | — | KKG | — | | — | | — | | — | | — | | — | |
| 1973 29 | 6: 7: 5.11 | SIZ | — | — | 36.770 | 116.070 | — | | — | 0.00 | — | KKG | — | | — | | — | | — | | — | | — | |
| 1973 30 | 3:21:14.61 | SIZ | — | — | 36.810 | 115.920 | — | | — | 0.00 | — | KKG | — | | — | | — | | — | | — | | — | |
| 1973 30 | 14:16:33.00 | | 0.25 | 6 | 38.464 | 117.879 | — | | — | — | — | RYN | — | | — | | — | | 3.1 | RYN | — | | — | |
| 1973 31 | 23: 7: 2.62 | | — | — | 37.760 | 116.020 | — | | — | 5.00* | — | KKG | — | | — | | — | | — | | — | | — | |
| 1973 APR 1 | 1:32:10.82 | SIZ | — | — | 36.770 | 116.070 | — | | — | 0.00* | — | KKG | — | | — | | — | | — | | — | | — | |

| DATE (UTC) | ORIGIN TIME HR MN SEC | HYPOCENTER FLAG | RMS | NO | LATITUDE | LONGITUDE | ERH | Q | GAP | DEPTH | ERZ | REF | INTENSITY I | REF | MAGNITUDE MS | REF | ML | REF | MD | REF | mb | REF | OTH | REF |
|---|---|---|---|---|---|---|---|---|---|---|---|---|---|---|---|---|---|---|---|---|---|---|---|---|
| 1973 APR 1 | 14:56:53.26 | SIZ | — | — | 36.810 | 115.940 | — | | — | 1.30 | — | KKG | — | | — | | — | | — | | — | | — | |
| 1973 2 | 15: 5:54.99 | | — | — | 37.170 | 117.590 | — | | — | 5.90 | — | KKG | — | | — | | — | | 2.8 | RYN | — | | — | |
| 1973 2 | 21:17: 2.25 | SIZ | — | — | 36.800 | 115.950 | — | | — | 3.10 | — | KKG | — | | — | | — | | — | | — | | — | |
| 1973 3 | 10:18:47.14 | SIZ | — | — | 36.810 | 115.890 | — | | — | 0.40 | — | KKG | — | | — | | — | | — | | — | | — | |
| 1973 4 | 19:42:34.93 | | — | — | 36.410 | 115.780 | — | | — | 20.60 | — | KKG | — | | — | | — | | — | | — | | — | |
| 1973 6 | 6:41:21.12 | | — | — | 37.470 | 115.650 | — | | — | 25.00* | — | KKG | — | | — | | — | | — | | — | | — | |
| 1973 6 | 18:13: 8.24 | LM | — | 6 | 36.118 | 114.712 | 0.1 | B | 146 | 6.77 | 0.30 | RWL | — | | — | | — | | 1.8 | RWL | — | | — | |
| 1973 7 | 2:59:29.07 | SIZ | — | — | 36.860 | 115.860 | — | | — | 15.00* | — | KKG | — | | — | | — | | — | | — | | — | |
| 1973 7 | 5:50:27.85 | | — | — | 36.530 | 117.860 | — | | — | 10.20 | — | KKG | — | | — | | — | | — | | — | | — | |
| 1973 7 | 21:24:24.94 | | — | — | 36.670 | 116.250 | — | | — | 15.70 | — | KKG | — | | — | | — | | — | | — | | — | |
| 1973 8 | 5: 9:47.45 | | — | — | 36.680 | 116.250 | — | | — | 14.10 | — | KKG | — | | — | | — | | — | | — | | — | |
| 1973 8 | 5:21:59.95 | | — | — | 36.790 | 116.290 | — | | — | 5.00* | — | KKG | — | | — | | — | | — | | — | | — | |
| 1973 8 | 10:48: 3.37 | LM | — | 5 | 36.051 | 114.819 | 0.9 | C | 199 | 5.02 | 2.10 | RWL | — | | — | | — | | 1.5 | RWL | — | | — | |
| 1973 8 | 11:56:13.25 | LM | — | 4 | 36.014 | 114.711 | — | C | 174 | 5.00* | — | RWL | — | | — | | — | | 1.4 | RWL | — | | — | |
| 1973 9 | 4: 7:31.43 | | — | — | 36.670 | 116.250 | — | | — | 14.40 | — | KKG | — | | — | | — | | — | | — | | — | |
| 1973 9 | 10:14: 3.99 | | — | — | 37.290 | 114.830 | — | | — | 0.00* | — | KKG | — | | — | | — | | — | | — | | — | |
| 1973 9 | 10:19:20.93 | LM | — | 5 | 36.000 | 114.706 | 0.4 | C | 88 | 4.22 | 1.20 | RWL | — | | — | | — | | 1.2 | RWL | — | | — | |
| 1973 9 | 10:46:59.16 | LM | — | 5 | 36.097 | 114.735 | 0.2 | C | 139 | 6.18 | 0.40 | RWL | — | | — | | — | | 1.3 | RWL | — | | — | |
| 1973 9 | 14:45:51.31 | LM | — | 5 | 36.013 | 114.752 | 0.3 | C | 144 | 2.27 | 1.80 | RWL | — | | — | | — | | 1.1 | RWL | — | | — | |
| 1973 10 | 4:27:35.47 | LM | — | 5 | 36.121 | 114.712 | 0.2 | C | 161 | 5.98 | 0.30 | RWL | — | | — | | — | | 1.4 | RWL | — | | — | |
| 1973 10 | 4:28:35.53 | | — | — | 36.820 | 116.300 | — | | — | 0.00* | — | KKG | — | | — | | — | | — | | — | | — | |
| 1973 10 | 6:55: 6.88 | | — | — | 36.820 | 116.310 | — | | — | 0.00* | — | KKG | — | | — | | — | | — | | — | | — | |
| 1973 10 | 9:25:20.79 | | — | — | 37.340 | 114.680 | — | | — | 20.00* | — | KKG | — | | — | | — | | — | | — | | — | |
| 1973 10 | 16:18:40.94 | LM | — | 6 | 36.001 | 114.707 | 0.3 | A | 90 | 3.35 | 0.90 | RWL | — | | — | | — | | 1.7 | RWL | — | | — | |
| 1973 10 | 16:19:54.25 | LM | — | 8 | 36.001 | 114.707 | 0.2 | A | 74 | 3.23 | 0.50 | RWL | — | | — | | — | | 2.1 | RWL | — | | — | |
| 1973 10 | 17:53:38.07 | | — | — | 36.750 | 116.230 | — | | — | 14.00 | — | KKG | — | | — | | — | | — | | — | | — | |
| 1973 10 | 18:37: 2.82 | | — | — | 36.830 | 116.280 | — | | — | 0.00* | — | KKG | — | | — | | — | | — | | — | | — | |
| 1973 10 | 18:37:13.21 | | — | — | 36.830 | 116.280 | — | | — | 0.00* | — | KKG | — | | — | | — | | — | | — | | — | |
| 1973 10 | 20: 1:10.41 | LM | — | 8 | 36.084 | 114.754 | 0.4 | A | 89 | 10.07 | 0.90 | RWL | — | | — | | — | | 1.9 | RWL | — | | — | |
| 1973 10 | 21:54:58.74 | LM | — | 6 | 36.031 | 114.734 | 1.2 | C | 170 | 8.78 | 2.20 | RWL | — | | — | | — | | 1.3 | RWL | — | | — | |
| 1973 10 | 23:24:14.66 | | — | — | 35.900 | 115.240 | — | | — | 19.70 | — | KKG | — | | — | | — | | — | | — | | — | |
| 1973 11 | 3:50:26.99 | | — | — | 37.460 | 114.950 | — | | — | 10.00* | — | KKG | — | | — | | — | | — | | — | | — | |
| 1973 11 | 5:56: 5.16 | | — | — | 36.670 | 116.300 | — | | — | 5.00* | — | KKG | — | | — | | — | | — | | — | | — | |
| 1973 11 | 12:36:33.55 | | — | — | 37.130 | 115.680 | — | | — | 5.00* | — | KKG | — | | — | | — | | — | | — | | — | |
| 1973 11 | 15:43:56.21 | LM | — | 5 | 36.063 | 114.819 | 0.4 | D | 126 | 1.11 | 8.70 | RWL | — | | — | | — | | 1.7 | RWL | — | | — | |
| 1973 11 | 22:34:37.58 | SIZ | — | — | 36.810 | 115.910 | — | | — | 1.80 | — | KKG | — | | — | | — | | — | | — | | — | |
| 1973 12 | 0:33:28.13 | SIZ | — | — | 36.810 | 115.930 | — | | — | 0.00* | — | KKG | — | | — | | — | | — | | — | | — | |
| 1973 12 | 8:55:11.28 | LM | — | 5 | 36.090 | 114.753 | 1.0 | C | 143 | 10.87 | 1.70 | RWL | — | | — | | — | | 1.2 | RWL | — | | — | |
| 1973 12 | 10:20:34.33 | | — | — | 36.740 | 116.470 | — | | — | 20.00* | — | KKG | — | | — | | — | | — | | — | | — | |
| 1973 12 | 12:24: 6.60 | | — | — | 36.740 | 116.490 | — | | — | 20.00* | — | KKG | — | | — | | — | | — | | — | | — | |
| 1973 12 | 13:33:33.48 | SIZ | — | — | 36.810 | 115.890 | — | | — | 0.30 | — | KKG | — | | — | | — | | — | | — | | — | |
| 1973 12 | 14:19:34.40 | LM | — | 7 | 36.092 | 114.678 | 0.2 | B | 116 | 6.00* | 0.30 | RWL | — | | — | | — | | 1.6 | RWL | — | | — | |
| 1973 13 | 3:31: 8.20 | | 0.32 | 5 | 38.169 | 117.095 | — | | — | — | — | RYN | — | | — | | — | | 2.7 | RYN | — | | — | |
| 1973 13 | 4:36:59.16 | | — | — | 35.990 | 116.130 | — | | — | 15.00* | — | KKG | — | | — | | — | | — | | — | | — | |
| 1973 13 | 8:45:30.71 | | — | — | 35.630 | 116.560 | — | | — | 0.00* | — | KKG | — | | — | | 3.0 | PAS | — | | — | | 3.0 | GDY |
| 1973 13 | 10:50:12.42 | | — | — | 36.820 | 115.420 | — | | — | 15.00* | — | KKG | — | | — | | — | | — | | — | | — | |
| 1973 13 | 17:59:25.40 | | — | — | 36.010 | 116.090 | — | | — | 25.00* | — | KKG | — | | — | | — | | — | | — | | — | |
| 1973 13 | 18:11: 5.86 | LM | — | 4 | 35.983 | 114.782 | — | C | 157 | 5.05 | — | RWL | — | | — | | — | | 1.5 | RWL | — | | — | |

SGB HISTORICAL HYPOCENTER SUMMARY 1868-1978

| DATE | ORIGIN TIME | HYPOCENTER | | | | | | | | | | | INTENSITY | | MAGNITUDE | | | | | | | | | |
|---|---|---|---|---|---|---|---|---|---|---|---|---|---|---|---|---|---|---|---|---|---|---|---|---|
| (UTC) | HR MN SEC | FLAG | RMS | NO | LATITUDE | LONGITUDE | ERH | Q | GAP | DEPTH | ERZ | REF | I | REF | MS | REF | ML | REF | MD | REF | mb | REF | OTH | REF |
| 1973 APR 13 | 19:33: 6.88 | | — | — | 36.820 | 116.180 | — | | — | 0.00* | — | KKG | — | | — | | — | | — | | — | | — | |
| 1973 13 | 19:43:55.96 | | — | — | 36.800 | 116.280 | — | | — | 0.00* | — | KKG | — | | — | | — | | — | | — | | — | |
| 1973 13 | 21:57:17.12 | | — | — | 36.050 | 115.410 | — | | — | 5.00* | — | KKG | — | | — | | — | | — | | — | | — | |
| 1973 14 | 1:21: 9.15 | LM | — | 4 | 36.098 | 114.739 | — | C | 213 | 6.79 | — | RWL | — | | — | | — | | 1.5 | RWL | — | | — | |
| 1973 14 | 12:31:57.96 | LM | — | 6 | 35.975 | 114.801 | 0.9 | C | 196 | 5.58 | 1.70 | RWL | — | | — | | — | | 1.7 | RWL | — | | — | |
| 1973 14 | 13:26:29.53 | LM | — | 3 | 36.080 | 114.674 | — | C | 253 | 5.00* | — | RWL | — | | — | | — | | 1.1 | RWL | — | | — | |
| 1973 15 | 1: 7:50.86 | | — | — | 36.620 | 116.080 | — | | — | 16.60 | — | KKG | — | | — | | — | | — | | — | | — | |
| 1973 15 | 6:29:12.38 | LM | — | 8 | 36.060 | 114.823 | 0.6 | C | 133 | 1.60 | 6.40 | RWL | — | | — | | — | | — | | — | | — | |
| 1973 15 | 7:22:31.99 | LM | — | 5 | 35.927 | 114.642 | 1.5 | C | 232 | 3.39 | 1.20 | RWL | — | | — | | — | | 1.6 | RWL | — | | — | |
| 1973 15 | 14:19:49.01 | | — | — | 38.200 | 115.920 | — | | — | 5.00* | — | KKG | — | | — | | — | | — | | — | | — | |
| 1973 15 | 21: 6:45.71 | | — | — | 36.740 | 115.780 | — | | — | 1.30 | — | KKG | — | | — | | — | | — | | — | | — | |
| 1973 15 | 21: 7:24.00 | | — | — | 36.730 | 115.760 | — | | — | 9.90 | — | KKG | — | | — | | — | | — | | — | | — | |
| 1973 15 | 23:10:14.05 | SIZ | — | — | 36.810 | 115.890 | — | | — | -0.60 | — | KKG | — | | — | | — | | — | | — | | — | |
| 1973 16 | 1:25:21.71 | LM | — | 3 | 35.940 | 114.835 | — | C | 275 | 5.00* | — | RWL | — | | — | | — | | 1.4 | RWL | — | | — | |
| 1973 16 | 17:26: 9.45 | LM | — | 6 | 36.010 | 114.750 | 0.3 | B | 140 | 3.93 | 1.00 | RWL | — | | — | | — | | 1.5 | RWL | — | | — | |
| 1973 16 | 17:28:32.18 | LM | — | 5 | 36.013 | 114.754 | 0.2 | C | 144 | 2.64 | 1.00 | RWL | — | | — | | — | | 1.4 | RWL | — | | — | |
| 1973 16 | 17:40:58.46 | LM | — | 5 | 36.011 | 114.752 | 0.2 | C | 142 | 2.47 | 1.10 | RWL | — | | — | | — | | 1.0 | RWL | — | | — | |
| 1973 16 | 21:52:37.54 | SIZ | — | — | 36.810 | 115.930 | — | | — | 0.00* | — | KKG | — | | — | | — | | — | | — | | — | |
| 1973 17 | 6:55:30.80 | LM | — | 5 | 36.010 | 114.750 | 0.1 | C | 140 | 1.44 | 2.00 | RWL | — | | — | | — | | 1.2 | RWL | — | | — | |
| 1973 17 | 7:42:46.24 | SIZ | — | — | 36.790 | 116.000 | — | | — | 0.00* | — | KKG | — | | — | | — | | — | | — | | — | |
| 1973 17 | 7:50:17.93 | SIZ | — | — | 36.790 | 115.970 | — | | — | 10.00* | — | KKG | — | | — | | — | | — | | — | | — | |
| 1973 17 | 7:53:59.67 | SIZ | — | — | 36.790 | 115.970 | — | | — | 5.00* | — | KKG | — | | — | | — | | — | | — | | — | |
| 1973 17 | 8: 8:38.39 | SIZ | — | — | 36.790 | 115.980 | — | | — | 5.00* | — | KKG | — | | — | | — | | — | | — | | — | |
| 1973 17 | 9: 1: 6.19 | SIZ | — | — | 36.790 | 115.980 | — | | — | 5.00* | — | KKG | — | | — | | — | | — | | — | | — | |
| 1973 17 | 12:30:30.29 | SIZ | — | — | 37.110 | 116.170 | — | | — | 1.70 | — | KKG | — | | — | | — | | — | | — | | — | |
| 1973 18 | 5:31:57.73 | LM | — | 9 | 36.085 | 114.603 | 0.1 | B | 132 | 4.22 | 0.20 | RWL | — | | — | | — | | 2.8 | RWL | — | | — | |
| 1973 18 | 12:45: 0.01 | LM | — | 6 | 36.040 | 114.792 | 0.8 | B | 151 | 9.54 | 1.70 | RWL | — | | — | | — | | 1.3 | RWL | — | | — | |
| 1973 18 | 18:26:45.27 | LM | — | 8 | 36.011 | 114.753 | 0.2 | B | 91 | 4.06 | 0.70 | RWL | — | | — | | — | | 1.7 | RWL | — | | — | |
| 1973 19 | 3:46:35.41 | LM | — | 4 | 36.040 | 114.797 | — | C | 227 | 6.94 | — | RWL | — | | — | | — | | 1.3 | RWL | — | | — | |
| 1973 19 | 10:24:36.39 | | — | — | 36.920 | 116.500 | — | | — | 20.00* | — | KKG | — | | — | | — | | — | | — | | — | |
| 1973 20 | 0: 0:34.12 | LM | — | 6 | 36.092 | 114.679 | 0.1 | B | 122 | 5.86 | 0.10 | RWL | — | | — | | — | | 1.6 | RWL | — | | — | |
| 1973 20 | 0:49:33.97 | | — | — | 36.534 | 117.985 | — | | — | 8.00* | — | GDY | — | | 1.8 | BRP | 3.0 | PAS | — | | — | | 3.3 | BRK |
| 1973 20 | 1:46:50.88 | SIZ | — | — | 36.810 | 115.910 | — | | — | 11.00 | — | KKG | — | | — | | — | | — | | — | | — | |
| 1973 20 | 3:13: 7.79 | LM | — | 7 | 36.043 | 114.800 | 0.4 | C | 96 | 1.33 | 5.60 | RWL | — | | — | | — | | 1.8 | RWL | — | | — | |
| 1973 21 | 5:15:43.35 | SIZ | — | — | 36.770 | 115.840 | — | | — | 8.30 | — | KKG | — | | — | | — | | — | | — | | — | |
| 1973 21 | 5:54:40.14 | SIZ | — | — | 36.770 | 115.870 | — | | — | 12.20 | — | KKG | — | | — | | — | | — | | — | | — | |
| 1973 21 | 23:41:19.78 | LM | — | 7 | 36.074 | 114.633 | 0.2 | B | 106 | 5.23 | 0.40 | RWL | — | | — | | — | | 1.5 | RWL | — | | — | |
| 1973 22 | 0:11: 9.35 | LM | — | 5 | 36.092 | 114.678 | 0.2 | C | 157 | 6.18 | 0.30 | RWL | — | | — | | — | | 1.0 | RWL | — | | — | |
| 1973 22 | 0:19:12.98 | LM | — | 5 | 36.011 | 114.752 | 0.1 | C | 142 | 2.74 | 0.70 | RWL | — | | — | | — | | 1.3 | RWL | — | | — | |
| 1973 22 | 13: 5: 0.28 | LM | — | 7 | 36.099 | 114.730 | 0.4 | B | 109 | 5.61 | 1.00 | RWL | — | | — | | — | | 1.6 | RWL | — | | — | |
| 1973 22 | 14:37: 5.13 | | — | — | 36.850 | 116.280 | — | | — | 0.00* | — | KKG | — | | — | | — | | — | | — | | — | |
| 1973 22 | 17:48:31.24 | SIZ | — | — | 36.810 | 115.890 | — | | — | 1.00 | — | KKG | — | | — | | — | | — | | — | | — | |
| 1973 22 | 21:13: 9.15 | LM | — | 5 | 36.092 | 114.641 | 0.2 | C | 106 | 5.00* | 0.50 | RWL | — | | — | | — | | 1.1 | RWL | — | | — | |
| 1973 23 | 6:58:34.91 | | — | — | 37.430 | 115.200 | — | | — | 0.00* | — | KKG | — | | — | | — | | — | | — | | — | |
| 1973 23 | 8:35:38.93 | | — | — | 37.470 | 115.220 | — | | — | 0.00* | — | KKG | — | | — | | — | | — | | — | | — | |
| 1973 23 | 17:47:13.11 | LM | — | 6 | 35.947 | 114.828 | 0.3 | C | 255 | 1.68 | 1.20 | RWL | — | | — | | — | | 1.8 | RWL | — | | — | |
| 1973 24 | 8:43:58.08 | LM | — | 8 | 36.091 | 114.733 | 0.4 | B | 79 | 5.07 | 1.10 | RWL | — | | — | | — | | 1.9 | RWL | — | | — | |
| 1973 24 | 12:15:59.67 | LM | — | 7 | 36.094 | 114.733 | 0.3 | B | 102 | 5.95 | 0.70 | RWL | — | | — | | — | | 1.5 | RWL | — | | — | |

| DATE (UTC) | ORIGIN TIME HR MN SEC | HYPOCENTER FLAG | RMS | NO | LATITUDE | LONGITUDE | ERH | Q | GAP | DEPTH | ERZ | REF | INTENSITY I | REF | MAGNITUDE MS | REF | ML | REF | MD | REF | mb | REF | OTH | REF |
|---|---|---|---|---|---|---|---|---|---|---|---|---|---|---|---|---|---|---|---|---|---|---|---|---|
| 1973 APR 25 | 0:11: 3.70 | LM | — | 6 | 36.001 | 114.719 | 0.5 | C | 106 | 0.31 | 99.70 | RWL | — | | — | | — | | 2.0 | RWL | — | | — | |
| 1973 25 | 0:12:21.15 | LM | — | 4 | 36.003 | 114.730 | — | C | 197 | 0.49 | — | RWL | — | | — | | — | | 1.6 | RWL | — | | — | |
| 1973 25 | 0:59:41.18 | LM | — | 7 | 36.092 | 114.679 | 0.1 | B | 116 | 5.98 | 0.30 | RWL | — | | — | | — | | 1.5 | RWL | — | | — | |
| 1973 25 | 16:26:12.84 | LM | — | 5 | 36.001 | 114.707 | 0.4 | C | 91 | 4.16 | 1.10 | RWL | — | | — | | — | | 1.2 | RWL | — | | — | |
| 1973 25 | 20:52:15.69 | LM | — | 4 | 36.005 | 114.734 | — | C | 206 | 0.46 | — | RWL | — | | — | | — | | 1.5 | RWL | — | | — | |
| 1973 26 | 9:29:49.51 | | — | — | 36.040 | 116.630 | — | | — | 5.60 | — | KKG | — | | — | | — | | — | | — | | — | |
| 1973 26 | 15:15: 2.00 | SIZ | — | — | 36.985 | 116.008 | — | | — | 8.00* | — | GDY | 5 | BRP | 4.0 | BRP | — | | — | | 4.1 | PDX | 4.1 | GDY |
| 1973 26 | 17:47:25.21 | LM | — | 4 | 35.978 | 114.781 | — | C | 162 | 4.49 | — | RWL | — | | — | | — | | 1.3 | RWL | — | | — | |
| 1973 27 | 2:27:27.77 | LM | — | 4 | 36.018 | 114.805 | — | C | 173 | 12.84 | — | RWL | — | | — | | — | | 1.4 | RWL | — | | — | |
| 1973 27 | 2:31:26.36 | | — | — | 37.450 | 114.900 | — | | — | 25.00* | — | KKG | — | | — | | — | | — | | — | | — | |
| 1973 27 | 6:56:43.46 | | — | — | 38.270 | 115.920 | — | | — | 10.00* | — | KKG | — | | — | | — | | — | | — | | — | |
| 1973 27 | 7:14:21.48 | | — | — | 37.810 | 115.110 | — | | — | 24.30 | — | KKG | — | | — | | — | | — | | — | | — | |
| 1973 27 | 20:43: 8.17 | | — | — | 37.580 | 115.260 | — | | — | 0.00* | — | KKG | — | | — | | — | | — | | — | | — | |
| 1973 28 | 1: 0: 1.17 | LM | — | 5 | 35.982 | 114.781 | 0.8 | C | 156 | 4.55 | 2.30 | RWL | — | | — | | — | | 1.7 | RWL | — | | — | |
| 1973 28 | 6: 0:51.17 | | — | — | 37.440 | 115.200 | — | | — | 0.00* | — | KKG | — | | — | | — | | — | | — | | — | |
| 1973 29 | 11:12:42.91 | LM | — | 4 | 35.978 | 114.785 | — | C | 169 | 5.00* | — | RWL | — | | — | | — | | 1.0 | RWL | — | | — | |
| 1973 29 | 13:20:38.35 | LM | — | 5 | 36.014 | 114.840 | 0.7 | C | 259 | 7.61 | 0.90 | RWL | — | | — | | — | | 1.7 | RWL | — | | — | |
| 1973 30 | 16:46:21.12 | LM | — | 7 | 36.011 | 114.759 | 0.3 | B | 97 | 7.60 | 0.80 | RWL | — | | — | | — | | 1.8 | RWL | — | | — | |
| 1973 30 | 18:46:25.66 | LM | — | 4 | 36.006 | 114.757 | — | C | 140 | 5.02 | — | RWL | — | | — | | — | | 1.3 | RWL | — | | — | |
| 1973 30 | 20:35: 5.44 | LM | — | 4 | 36.065 | 114.710 | — | C | 195 | 5.93 | — | RWL | — | | — | | — | | 1.4 | RWL | — | | — | |
| 1973 30 | 20:42:54.25 | LM | — | 3 | 36.051 | 114.702 | — | C | 174 | 5.00* | — | RWL | — | | — | | — | | 1.2 | RWL | — | | — | |
| 1973 MAY 1 | 0:15: 7.17 | LM | — | 9 | 36.066 | 114.708 | 0.2 | A | 55 | 6.51 | 0.40 | RWL | — | | — | | — | | 2.1 | RWL | — | | — | |
| 1973 1 | 0:20:33.68 | LM | — | 6 | 36.093 | 114.678 | 0.2 | B | 115 | 6.15 | 0.50 | RWL | — | | — | | — | | 1.4 | RWL | — | | — | |
| 1973 1 | 0:36:46.79 | LM | — | 8 | 35.948 | 114.822 | 1.8 | C | 253 | 4.41 | 2.20 | RWL | — | | — | | — | | 2.0 | RWL | — | | — | |
| 1973 1 | 0:49:58.81 | LM | — | 5 | 36.064 | 114.707 | 0.3 | C | 194 | 6.35 | 0.50 | RWL | — | | — | | — | | 1.3 | RWL | — | | — | |
| 1973 1 | 2: 0: 0.86 | LM | — | 4 | 36.077 | 114.670 | — | C | 243 | 4.26 | — | RWL | — | | — | | — | | 1.1 | RWL | — | | — | |
| 1973 1 | 11:52:23.28 | | — | — | 36.540 | 116.570 | — | | — | 20.00* | — | KKG | — | | — | | — | | — | | — | | — | |
| 1973 1 | 11:57:25.49 | | — | — | 36.470 | 116.700 | — | | — | 20.00* | — | KKG | — | | — | | — | | — | | — | | — | |
| 1973 1 | 12:17: 1.08 | | — | — | 36.470 | 116.660 | — | | — | 20.00* | — | KKG | — | | — | | — | | — | | — | | — | |
| 1973 1 | 13: 0:35.46 | LM | — | 5 | 36.106 | 114.688 | 0.1 | C | 167 | 5.96 | 0.20 | RWL | — | | — | | — | | 1.5 | RWL | — | | — | |
| 1973 1 | 21:18:51.42 | | — | — | 36.320 | 114.940 | — | | — | 0.00* | — | KKG | — | | — | | — | | — | | — | | — | |
| 1973 2 | 1:58:36.60 | LM | — | 6 | 36.099 | 114.735 | 0.3 | B | 140 | 5.38 | 0.80 | RWL | — | | — | | — | | 1.3 | RWL | — | | — | |
| 1973 2 | 8:25:17.56 | LM | — | 4 | 35.977 | 114.785 | — | C | 170 | 5.00* | — | RWL | — | | — | | — | | 1.3 | RWL | — | | — | |
| 1973 2 | 17: 3:50.59 | | — | — | 36.560 | 115.680 | — | | — | 15.00* | — | KKG | — | | — | | — | | — | | — | | — | |
| 1973 2 | 18:58:14.84 | LM | — | 7 | 36.012 | 114.760 | 0.5 | B | 97 | 8.35 | 1.30 | RWL | — | | — | | — | | 1.9 | RWL | — | | — | |
| 1973 2 | 22:14:23.73 | LM | — | 8 | 36.067 | 114.708 | 0.2 | B | 102 | 6.72 | 0.40 | RWL | — | | — | | — | | 1.7 | RWL | — | | — | |
| 1973 2 | 22:14:51.13 | LM | — | 5 | 36.066 | 114.708 | 0.4 | C | 101 | 6.27 | 0.70 | RWL | — | | — | | — | | 1.4 | RWL | — | | — | |
| 1973 3 | 0:52:49.35 | SIZ | — | — | 36.770 | 115.860 | — | | — | -0.30 | — | KKG | — | | — | | — | | — | | — | | — | |
| 1973 3 | 3:31:29.55 | SIZ | — | — | 37.440 | 116.590 | — | | — | 5.00* | — | KKG | — | | — | | — | | — | | — | | — | |
| 1973 3 | 3:52:50.18 | LM | — | 6 | 36.107 | 114.688 | 0.1 | B | 126 | 6.03 | 0.20 | RWL | — | | — | | — | | 1.6 | RWL | — | | — | |
| 1973 3 | 13:22: 1.49 | | — | — | 36.690 | 116.390 | — | | — | 10.10 | — | KKG | — | | — | | — | | — | | — | | — | |
| 1973 3 | 15:27:29.07 | LM | — | 4 | 35.975 | 114.807 | — | C | 205 | 5.63 | — | RWL | — | | — | | — | | 1.1 | RWL | — | | — | |
| 1973 3 | 16:52: 5.34 | LM | — | 6 | 36.065 | 114.708 | 0.2 | B | 102 | 6.40 | 0.40 | RWL | — | | — | | — | | 1.7 | RWL | — | | — | |
| 1973 3 | 22:49:38.21 | | — | — | 35.980 | 115.810 | — | | — | 0.00* | — | KKG | — | | — | | — | | — | | — | | — | |
| 1973 3 | 23:54:43.43 | LM | — | 6 | 35.976 | 114.812 | 1.7 | C | 211 | 6.19 | 2.90 | RWL | — | | — | | — | | 1.7 | RWL | — | | — | |
| 1973 4 | 1:22:56.26 | LM | — | 7 | 36.084 | 114.766 | 0.4 | C | 96 | 1.28 | 10.20 | RWL | — | | — | | — | | 1.6 | RWL | — | | — | |
| 1973 4 | 2: 1:11.03 | LM | — | 9 | 36.086 | 114.767 | 0.3 | B | 98 | 3.35 | 1.80 | RWL | — | | — | | — | | 2.4 | RWL | — | | — | |
| 1973 4 | 2: 2:42.36 | LM | — | 6 | 35.911 | 114.787 | 1.7 | D | 269 | 0.95 | 8.50 | RWL | — | | — | | — | | 1.7 | RWL | — | | — | |

SGB HISTORICAL HYPOCENTER SUMMARY 1868-1978

| DATE (UTC) | ORIGIN TIME HR MN SEC | HYPOCENTER FLAG | RMS | NO | LATITUDE | LONGITUDE | ERH | Q | GAP | DEPTH | ERZ | REF | INTENSITY I | REF | MAGNITUDE MS | REF | ML | REF | MD | REF | mb | REF | OTH | REF |
|---|---|---|---|---|---|---|---|---|---|---|---|---|---|---|---|---|---|---|---|---|---|---|---|---|
| 1973 MAY 4 | 7:18: 2.34 | | — | — | 36.010 | 117.830 | — | A | — | 8.00* | — | PAS | — | | 1.3 | BRP | 2.6 | PAS | — | | — | | — | |
| 1973 4 | 8:12:22.84 | | — | — | 35.998 | 117.853 | — | A | — | 8.00* | — | PAS | — | | 1.5 | BRP | 2.7 | PAS | — | | — | | — | |
| 1973 4 | 9: 4: 1.11 | LM | — | 4 | 36.130 | 114.608 | — | C | 148 | 0.22 | — | RWL | — | | — | | — | | 1.0 | RWL | — | | — | |
| 1973 5 | 3:25: 1.12 | LM | — | 7 | 36.013 | 114.752 | 0.3 | B | 95 | 3.53 | 1.00 | RWL | — | | — | | — | | 1.9 | RWL | — | | — | |
| 1973 5 | 13:17:51.45 | LM | — | 5 | 35.981 | 114.801 | 0.7 | C | 186 | 3.84 | 1.90 | RWL | — | | — | | — | | 1.0 | RWL | — | | — | |
| 1973 5 | 14: 5:47.32 | SIZ | — | — | 36.780 | 115.820 | — | | — | 0.00* | — | KKG | — | | — | | — | | — | | — | | — | |
| 1973 5 | 14: 8:54.91 | SIZ | — | — | 36.770 | 115.830 | — | | — | 5.00 | — | KKG | — | | — | | — | | — | | — | | — | |
| 1973 5 | 17:35: 7.89 | SIZ | — | — | 36.850 | 115.970 | — | | — | 25.00 | — | KKG | — | | — | | — | | — | | — | | — | |
| 1973 5 | 21:13:57.87 | LM | — | 6 | 36.103 | 114.730 | 0.3 | B | 134 | 5.93 | 0.60 | RWL | — | | — | | — | | 1.8 | RWL | — | | — | |
| 1973 6 | 3:28:30.28 | SIZ | — | — | 36.770 | 115.830 | — | | — | -0.70 | — | KKG | — | | — | | — | | — | | — | | — | |
| 1973 6 | 6:17: 2.50 | LM | — | 7 | 36.098 | 114.725 | 0.3 | B | 114 | 5.23 | 0.80 | RWL | — | | — | | — | | 1.5 | RWL | — | | — | |
| 1973 6 | 14:23:41.80 | LM | — | 3 | 36.077 | 114.587 | — | C | 227 | 5.00* | — | RWL | — | | — | | — | | 1.1 | RWL | — | | — | |
| 1973 6 | 16:46:58.67 | | — | — | 36.840 | 116.760 | — | | — | 0.00* | — | KKG | — | | — | | — | | — | | — | | — | |
| 1973 6 | 17:40:56.23 | LM | — | 7 | 36.087 | 114.770 | 0.5 | B | 100 | 3.10 | 3.20 | RWL | — | | — | | — | | 1.8 | RWL | — | | — | |
| 1973 6 | 21:13:19.32 | LM | — | 6 | 36.108 | 114.652 | 0.2 | B | 99 | 5.42 | 0.50 | RWL | — | | — | | — | | 1.5 | RWL | — | | — | |
| 1973 6 | 23: 0:55.37 | LM | — | — | 36.080 | 115.050 | — | | — | 0.00* | — | KKG | — | | — | | — | | — | | — | | — | |
| 1973 7 | 2:42:13.70 | | — | — | 36.650 | 117.020 | — | | — | 5.00* | — | KKG | — | | — | | — | | — | | — | | — | |
| 1973 7 | 16:53:56.55 | LM | — | 4 | 36.010 | 114.750 | — | C | 140 | 2.26 | — | RWL | — | | — | | — | | 1.3 | RWL | — | | — | |
| 1973 7 | 17:27:35.77 | LM | — | 6 | 36.011 | 114.751 | 0.4 | B | 141 | 4.10 | 1.20 | RWL | — | | — | | — | | 1.5 | RWL | — | | — | |
| 1973 7 | 18:54:51.47 | LM | — | 7 | 36.013 | 114.752 | 0.3 | B | 95 | 3.47 | 1.00 | RWL | — | | — | | — | | 1.8 | RWL | — | | — | |
| 1973 7 | 19: 0:21.53 | LM | — | 7 | 36.088 | 114.769 | 0.5 | B | 173 | 4.05 | 1.80 | RWL | — | | — | | — | | 1.9 | RWL | — | | — | |
| 1973 7 | 22:54: 6.25 | | — | — | 35.850 | 115.230 | — | | — | 0.00* | — | KKG | — | | — | | — | | — | | — | | — | |
| 1973 8 | 11:15:53.11 | LM | — | 3 | 36.082 | 114.707 | — | C | 298 | 5.00* | — | RWL | — | | — | | — | | 1.4 | RWL | — | | — | |
| 1973 8 | 11:28:27.85 | LM | — | 8 | 36.088 | 114.766 | 0.4 | B | 99 | 4.29 | 1.80 | RWL | — | | — | | — | | 1.7 | RWL | — | | — | |
| 1973 8 | 12:45:59.65 | SIZ | — | — | 36.820 | 115.870 | — | | — | 7.00 | — | KKG | — | | — | | — | | — | | — | | — | |
| 1973 8 | 14:10:29.66 | LM | — | 6 | 36.012 | 114.752 | 0.3 | B | 143 | 3.15 | 1.10 | RWL | — | | — | | — | | 1.6 | RWL | — | | — | |
| 1973 8 | 16:33:59.13 | LM | — | 5 | 35.981 | 114.803 | 0.8 | C | 190 | 4.25 | 2.10 | RWL | — | | — | | — | | 1.7 | RWL | — | | — | |
| 1973 8 | 17:30:59.31 | LM | — | 8 | 36.085 | 114.767 | 0.4 | B | 96 | 4.25 | 1.60 | RWL | — | | — | | — | | 2.1 | RWL | — | | — | |
| 1973 8 | 22:17:47.11 | LM | — | 4 | 36.110 | 114.693 | — | C | 167 | 6.67 | — | RWL | — | | — | | — | | 1.3 | RWL | — | | — | |
| 1973 9 | 4: 7:12.54 | LM | — | 5 | 36.100 | 114.724 | 0.4 | C | 187 | 5.27 | 0.90 | RWL | — | | — | | — | | 1.7 | RWL | — | | — | |
| 1973 9 | 5:44:46.13 | | — | — | 37.800 | 116.190 | — | | — | 0.00* | — | KKG | — | | — | | — | | — | | — | | — | |
| 1973 9 | 9:43:17.84 | SIZ | — | — | 36.810 | 115.890 | — | | — | 1.30 | — | KKG | — | | — | | — | | — | | — | | — | |
| 1973 9 | 14: 1:38.38 | SIZ | — | — | 36.750 | 115.860 | — | | — | 12.40 | — | KKG | — | | — | | — | | — | | — | | — | |
| 1973 9 | 21: 0:27.43 | LM | — | 5 | 35.996 | 114.709 | 0.1 | C | 89 | 5.60 | 0.20 | RWL | — | | — | | — | | 1.4 | RWL | — | | — | |
| 1973 9 | 21:25:22.33 | LM | — | 5 | 36.108 | 114.688 | 0.1 | C | 169 | 6.00* | 0.30 | RWL | — | | — | | — | | 1.6 | RWL | — | | — | |
| 1973 10 | 0:35:11.99 | LM | — | 3 | 35.977 | 114.788 | — | C | 174 | 5.00* | — | RWL | — | | — | | — | | 1.3 | RWL | — | | — | |
| 1973 10 | 5:32:23.16 | | — | — | 35.940 | 117.230 | — | | — | 10.00* | — | KKG | 1 | BRP | — | | 3.1 | PAS | — | | — | | 3.1 | GDY |
| 1973 10 | 9:29:31.21 | SIZ | — | — | 36.770 | 115.830 | — | | — | 7.90 | — | KKG | — | | — | | — | | — | | — | | — | |
| 1973 10 | 17: 1:50.26 | LM | — | 5 | 36.012 | 114.753 | 0.2 | C | 143 | 1.56 | 2.80 | RWL | — | | — | | — | | 1.5 | RWL | — | | — | |
| 1973 10 | 21:34:19.54 | | — | — | 36.800 | 116.310 | — | | — | 15.00* | — | KKG | — | | — | | — | | — | | — | | — | |
| 1973 10 | 22:26:21.82 | LM | — | 5 | 35.981 | 114.800 | 0.6 | C | 186 | 3.86 | 1.50 | RWL | — | | — | | — | | 1.4 | RWL | — | | — | |
| 1973 10 | 23:34: 1.12 | LM | — | 4 | 36.112 | 114.693 | — | C | 169 | 7.04 | — | RWL | — | | — | | — | | 1.2 | RWL | — | | — | |
| 1973 11 | 2:48:38.69 | LM | — | 3 | 35.984 | 114.702 | — | C | 198 | 5.00* | — | RWL | — | | — | | — | | 1.0 | RWL | — | | — | |
| 1973 11 | 5:35:11.89 | LM | — | 4 | 36.124 | 114.733 | — | C | 201 | 7.17 | — | RWL | — | | — | | — | | 1.6 | RWL | — | | — | |
| 1973 11 | 21:38:27.97 | LM | — | 6 | 36.008 | 114.731 | 0.4 | B | 129 | 1.91 | 2.30 | RWL | — | | — | | — | | 1.7 | RWL | — | | — | |
| 1973 11 | 22: 8:50.54 | | — | — | 35.970 | 115.200 | — | | — | 0.00* | — | KKG | — | | — | | — | | — | | — | | — | |
| 1973 12 | 2:33:46.15 | LM | — | 5 | 36.110 | 114.688 | 0.2 | C | 171 | 6.41 | 0.40 | RWL | — | | — | | — | | 1.5 | RWL | — | | — | |
| 1973 12 | 3:36:12.03 | | — | — | 36.440 | 117.720 | — | | — | 10.00* | — | KKG | — | | — | | — | | — | | — | | — | |

| DATE (UTC) | ORIGIN TIME HR MN SEC | HYPOCENTER FLAG | RMS | NO | LATITUDE | LONGITUDE | ERH | Q | GAP | DEPTH | ERZ | REF | INTENSITY I | REF | MAGNITUDE MS | REF | ML | REF | MD | REF | mb | REF | OTH | REF |
|---|---|---|---|---|---|---|---|---|---|---|---|---|---|---|---|---|---|---|---|---|---|---|---|---|
| 1973 MAY 12 | 3:49: 1.56 | | — | — | 36.450 | 117.740 | — | | — | 5.00* | — | KKG | — | | — | | — | | — | | — | | — | |
| 1973 12 | 5:53: 4.47 | LM | — | 7 | 36.109 | 114.688 | 0.2 | B | 170 | 6.31 | 0.30 | RWL | — | | — | | — | | 1.9 | RWL | — | | — | |
| 1973 12 | 6: 5: 7.08 | LM | — | 5 | 36.109 | 114.688 | — | C | 169 | 6.35 | 0.10 | RWL | — | | — | | — | | 1.4 | RWL | — | | — | |
| 1973 14 | 9:34:36.35 | | — | — | 38.060 | 114.800 | — | | — | 10.00* | — | KKG | — | | — | | — | | — | | — | | — | |
| 1973 15 | 15:21: 1.50 | | — | — | 37.870 | 114.770 | — | | — | 0.00* | — | KKG | — | | — | | — | | — | | — | | — | |
| 1973 16 | 9: 8:42.08 | | — | — | 37.370 | 115.920 | — | | — | 5.00* | — | KKG | — | | — | | — | | — | | — | | — | |
| 1973 17 | 14:36:25.87 | SIZ | — | — | 36.810 | 115.890 | — | | — | 5.00* | — | KKG | — | | — | | — | | — | | — | | — | |
| 1973 18 | 0:29:31.14 | | — | — | 38.790 | 115.740 | — | | — | 11.90 | — | KKG | — | | — | | — | | — | | — | | — | |
| 1973 18 | 19:58:21.66 | SIZ | — | — | 36.800 | 115.920 | — | | — | 5.00* | — | KKG | — | | — | | — | | — | | — | | — | |
| 1973 19 | 1: 6: 9.43 | SIZ | — | — | 36.810 | 115.900 | — | | — | 5.00* | — | KKG | — | | — | | — | | — | | — | | — | |
| 1973 19 | 10:14:39.11 | SIZ | — | — | 36.820 | 115.970 | — | | — | 7.80 | — | KKG | — | | — | | — | | — | | — | | — | |
| 1973 19 | 12:57:58.26 | SIZ | — | — | 36.810 | 115.910 | — | | — | 5.00* | — | KKG | — | | — | | — | | — | | — | | — | |
| 1973 20 | 7:52:21.15 | SIZ | — | — | 36.820 | 115.890 | — | | — | 1.50 | — | KKG | — | | — | | — | | — | | — | | — | |
| 1973 20 | 15: 9:42.38 | SIZ | — | — | 36.820 | 115.880 | — | | — | 7.10 | — | KKG | — | | — | | — | | — | | — | | — | |
| 1973 21 | 16:49:42.71 | | — | — | 35.751 | 117.115 | — | B | — | 8.00* | — | PAS | — | | 1.6 | BRP | 2.8 | PAS | — | | — | | — | |
| 1973 22 | 3:25:20.49 | | — | — | 36.780 | 115.770 | — | | — | 18.30 | — | KKG | — | | — | | — | | — | | — | | — | |
| 1973 22 | 4:29:16.09 | | — | — | 36.780 | 115.730 | — | | — | 5.00* | — | KKG | — | | — | | — | | — | | — | | — | |
| 1973 22 | 12: 5:30.27 | | — | — | 36.780 | 115.720 | — | | — | 5.00* | — | KKG | — | | — | | — | | — | | — | | — | |
| 1973 22 | 12:11: 4.99 | | — | — | 36.780 | 115.730 | — | | — | 5.00* | — | KKG | — | | — | | — | | — | | — | | — | |
| 1973 23 | 2:36:16.92 | | — | — | 36.780 | 115.730 | — | | — | 5.50 | — | KKG | — | | — | | — | | — | | — | | — | |
| 1973 23 | 19: 3:23.91 | LM | — | 4 | 36.108 | 114.686 | — | C | 171 | 5.43 | — | RWL | — | | — | | — | | 0.9 | RWL | — | | — | |
| 1973 24 | 0:25:33.78 | LM | — | 6 | 36.008 | 114.734 | 0.7 | C | 130 | 0.65 | — | RWL | — | | — | | — | | 1.7 | RWL | — | | — | |
| 1973 24 | 5:41:41.47 | LM | — | 8 | 36.110 | 114.688 | 0.1 | B | 93 | 5.92 | 0.20 | RWL | — | | — | | — | | — | | — | | — | |
| 1973 24 | 9:21:11.42 | LM | — | 5 | 36.109 | 114.686 | 0.1 | C | 172 | 5.56 | 0.10 | RWL | — | | — | | — | | 1.4 | RWL | — | | — | |
| 1973 24 | 9:45:26.09 | LM | — | 5 | 36.108 | 114.687 | 0.1 | C | 170 | 5.62 | 0.20 | RWL | — | | — | | — | | 1.5 | RWL | — | | — | |
| 1973 24 | 13:30: 1.58 | SIZ | — | — | 37.145 | 116.088 | — | | — | 8.00* | — | GDY | 6 | BRP | 5.0 | BRP | 3.9 | PDX | — | | 4.8 | PDX | 4.8 | GDY |
| 1973 24 | 21: 9:36.06 | LM | — | 6 | 36.006 | 114.733 | 0.7 | C | 127 | 0.69 | — | RWL | — | | — | | — | | 2.0 | RWL | — | | — | |
| 1973 25 | 8:30:51.54 | LM | — | 4 | 36.138 | 114.612 | — | C | 156 | 4.28 | — | RWL | — | | — | | — | | 1.0 | RWL | — | | — | |
| 1973 25 | 10:36: 1.46 | LM | — | 5 | 35.995 | 114.729 | 0.4 | C | 107 | 2.85 | 2.20 | RWL | — | | — | | — | | 1.5 | RWL | — | | — | |
| 1973 25 | 12:14:34.87 | LM | — | 6 | 35.970 | 114.801 | 1.3 | C | 205 | 8.66 | 2.10 | RWL | — | | — | | — | | 1.7 | RWL | — | | — | |
| 1973 25 | 19:45:41.94 | LM | — | 4 | 35.978 | 114.787 | — | C | 171 | 5.00* | — | RWL | — | | — | | — | | 1.4 | RWL | — | | — | |
| 1973 25 | 19:52:35.50 | LM | — | 6 | 36.110 | 114.686 | 0.1 | B | 122 | 5.84 | 0.20 | RWL | — | | — | | — | | 1.7 | RWL | — | | — | |
| 1973 26 | 0: 4:49.02 | | — | — | 38.990 | 117.560 | — | | — | -0.30 | — | KKG | — | | — | | — | | — | | — | | — | |
| 1973 26 | 22:19:31.48 | SIZ | — | — | 36.820 | 115.860 | — | | — | 0.50 | — | KKG | — | | — | | — | | — | | — | | — | |
| 1973 26 | 22:40:17.62 | LM | — | 7 | 36.067 | 114.707 | 0.2 | B | 101 | 7.72 | 0.80 | RWL | — | | — | | — | | 1.7 | RWL | — | | — | |
| 1973 27 | 2:39:26.92 | | — | — | 37.300 | 115.050 | — | | — | 18.00 | — | KKG | — | | — | | — | | 3.7 | RYN | — | | 3.3 | KKG |
| 1973 27 | 10:12:40.49 | | — | — | 37.340 | 115.080 | — | | — | 21.90 | — | KKG | — | | — | | — | | — | | — | | — | |
| 1973 29 | 23:13:29.06 | | — | — | 36.310 | 117.900 | — | | — | 10.00* | — | KKG | — | | — | | — | | — | | — | | — | |
| 1973 31 | 9:51:35.66 | | — | — | 36.640 | 116.430 | — | | — | 19.70 | — | KKG | — | | — | | — | | — | | — | | — | |
| 1973 31 | 9:52:41.56 | | — | — | 36.630 | 116.440 | — | | — | 18.80 | — | KKG | — | | — | | — | | — | | — | | — | |
| 1973 JUN 5 | 6:35: 3.08 | | — | — | 37.040 | 115.840 | — | | — | 20.00* | — | KKG | — | | — | | — | | — | | — | | — | |
| 1973 5 | 20:57:35.04 | SIZ | — | — | 36.800 | 115.880 | — | | — | 15.00* | — | KKG | — | | — | | — | | — | | — | | — | |
| 1973 6 | 14:19:29.92 | SIZ | — | — | 37.270 | 116.360 | — | | — | 2.60 | — | KKG | — | | — | | — | | — | | — | | — | |
| 1973 6 | 21:12:41.85 | SIZ | — | — | 37.250 | 116.350 | — | | — | 4.00 | — | KKG | — | | — | | — | | — | | — | | — | |
| 1973 6 | 22: 8:16.43 | | — | — | 36.000 | 115.500 | — | | — | 0.00* | — | KKG | — | | — | | — | | — | | — | | — | |
| 1973 6 | 22:38: 9.49 | LM | — | 8 | 36.064 | 114.767 | 0.4 | A | 79 | 9.46 | 1.10 | RWL | — | | — | | — | | 1.8 | RWL | — | | — | |
| 1973 6 | 22:52:48.67 | LM | — | 8 | 36.064 | 114.768 | 0.3 | A | 79 | 9.70 | 0.90 | RWL | — | | — | | — | | 2.1 | RWL | — | | — | |
| 1973 7 | 3:35:29.60 | SIZ | — | — | 36.970 | 116.110 | — | | — | 1.00 | — | KKG | — | | — | | — | | — | | — | | — | |

SGB HISTORICAL HYPOCENTER SUMMARY 1868-1978

| DATE (UTC) | ORIGIN TIME HR MN SEC | HYPOCENTER FLAG | RMS | NO | LATITUDE | LONGITUDE | ERH | Q | GAP | DEPTH | ERZ | REF | INTENSITY I | REF | MAGNITUDE MS | REF | ML | REF | MD | REF | mb | REF | OTH | REF |
|---|---|---|---|---|---|---|---|---|---|---|---|---|---|---|---|---|---|---|---|---|---|---|---|---|
| 1973 JUN 7 | 5:24:37.11 | SIZ | — | — | 37.180 | 116.410 | — | | — | 0.00* | — | KKG | — | | — | | — | | — | | — | | — | |
| 1973 7 | 10:39: 2.08 | SIZ | — | — | 37.220 | 116.340 | — | | — | 0.00* | — | KKG | — | | — | | — | | — | | — | | — | |
| 1973 7 | 13:25:32.17 | SIZ | — | — | 37.240 | 116.410 | — | | — | 0.00* | — | KKG | — | | — | | — | | — | | — | | — | |
| 1973 7 | 15:23:59.65 | LM | — | 4 | 36.105 | 114.743 | — | C | 220 | 5.00* | — | RWL | — | | — | | — | | 1.5 | RWL | — | | — | |
| 1973 7 | 23:41:49.02 | LM | — | 5 | 36.127 | 114.713 | 0.1 | C | 171 | 5.51 | 0.20 | RWL | — | | — | | — | | 2.1 | RWL | — | | — | |
| 1973 8 | 1:46:24.22 | | — | — | 36.210 | 117.680 | — | | — | 20.00* | — | KKG | — | | 1.7 | BRP | 2.9 | PAS | — | | — | | — | |
| 1973 8 | 10:18:56.82 | | — | — | 38.290 | 117.220 | — | | — | 10.00* | — | KKG | — | | — | | — | | — | | — | | — | |
| 1973 8 | 15: 7:44.41 | LM | — | 4 | 36.105 | 114.694 | — | C | 161 | 6.73 | — | RWL | — | | — | | — | | 1.1 | RWL | — | | — | |
| 1973 8 | 18:47:40.59 | SIZ | — | — | 37.300 | 116.440 | — | | — | 0.00* | — | KKG | — | | — | | — | | — | | — | | — | |
| 1973 9 | 3:11:35.35 | SIZ | — | — | 37.270 | 116.450 | — | | — | 0.00* | — | KKG | — | | — | | — | | — | | — | | — | |
| 1973 9 | 5:11:30.36 | SIZ | — | — | 36.970 | 116.120 | — | | — | 3.90 | — | KKG | — | | — | | — | | — | | — | | — | |
| 1973 9 | 6:11: 0.09 | SIZ | — | — | 37.240 | 116.370 | — | | — | 5.00 | — | KKG | — | | — | | — | | — | | — | | — | |
| 1973 9 | 21: 1:50.65 | SIZ | — | — | 37.250 | 116.360 | — | | — | 2.20 | — | KKG | — | | — | | — | | 2.8 | RYN | — | | — | |
| 1973 10 | 5:57:16.10 | | 0.27 | 6 | 37.686 | 114.917 | — | | — | — | — | RYN | — | | — | | — | | 3.0 | RYN | — | | — | |
| 1973 10 | 6:38:17.21 | | — | — | 36.220 | 117.990 | — | | — | 15.80 | — | KKG | — | | — | | — | | — | | — | | 2.9 | GDY |
| 1973 10 | 22:22: 7.00 | SIZ | — | — | 37.230 | 116.360 | — | | — | 0.70 | — | KKG | — | | — | | 3.8 | PAS | 3.9 | RYN | — | | 3.8 | GDY |
| 1973 11 | 7:56:21.06 | SIZ | — | — | 37.240 | 116.350 | — | | — | 0.00* | — | KKG | — | | — | | 3.2 | PAS | 3.3 | RYN | — | | 3.2 | GDY |
| 1973 12 | 6:48:51.14 | SIZ | — | — | 37.250 | 116.360 | — | | — | 0.00* | — | KKG | — | | — | | 3.4 | PAS | 3.3 | RYN | — | | 3.4 | GDY |
| 1973 12 | 8:15:48.92 | SIZ | — | — | 37.230 | 116.360 | — | | — | 2.60 | — | KKG | — | | — | | 4.5 | PAS | 4.5 | RYN | 4.8 | PDX | 4.8 | GDY |
| 1973 12 | 12:54:38.65 | | — | — | 35.915 | 117.712 | — | C | — | 8.00* | — | PAS | — | | 0.7 | BRP | 2.1 | PAS | — | | — | | — | |
| 1973 14 | 6:18: 8.40 | | 0.38 | 4 | 38.233 | 117.874 | — | | — | — | — | RYN | — | | — | | — | | 1.8 | RYN | — | | — | |
| 1973 16 | 14:36:43.63 | SIZ | — | — | 37.240 | 116.350 | — | | — | 1.40 | — | KKG | — | | — | | — | | — | | — | | — | |
| 1973 16 | 15:48:13.67 | SIZ | — | — | 37.240 | 116.340 | — | | — | -0.30 | — | KKG | — | | — | | — | | — | | — | | — | |
| 1973 16 | 20: 0:55.35 | | — | — | 36.790 | 115.340 | — | | — | 5.00* | — | KKG | — | | — | | — | | — | | — | | — | |
| 1973 17 | 21:34:19.90 | SIZ | — | — | 36.810 | 115.910 | — | | — | 1.10 | — | KKG | — | | — | | — | | — | | — | | — | |
| 1973 17 | 21:36:39.11 | SIZ | — | — | 36.830 | 115.930 | — | | — | 5.00* | — | KKG | — | | — | | — | | — | | — | | — | |
| 1973 17 | 22:38:14.91 | SIZ | — | — | 36.810 | 115.890 | — | | — | 12.40 | — | KKG | — | | — | | — | | — | | — | | — | |
| 1973 18 | 4:42: 2.52 | SIZ | — | — | 36.800 | 115.970 | — | | — | 5.00* | — | KKG | — | | — | | — | | — | | — | | — | |
| 1973 18 | 5:38:30.81 | SIZ | — | — | 36.810 | 115.930 | — | | — | 0.00 | — | KKG | — | | — | | — | | — | | — | | — | |
| 1973 18 | 12:14:59.96 | SIZ | — | — | 37.240 | 116.470 | — | | — | 0.00 | — | KKG | — | | — | | — | | — | | — | | — | |
| 1973 18 | 20:34:17.87 | | — | — | 37.470 | 116.650 | — | | — | 0.40 | — | KKG | — | | — | | — | | 3.2 | RYN | — | | — | |
| 1973 19 | 4:25: 8.99 | | — | — | 37.350 | 115.560 | — | | — | 0.00 | — | KKG | — | | — | | — | | — | | — | | — | |
| 1973 20 | 10:29:36.16 | LM | — | 8 | 36.108 | 114.703 | 1.2 | C | 156 | 7.83 | 1.00 | RWL | — | | — | | — | | 0.5 | RWL | — | | — | |
| 1973 20 | 12:54: 9.13 | LM | — | 7 | 36.109 | 114.685 | 0.9 | B | 121 | 4.56 | 1.70 | RWL | — | | — | | — | | 1.3 | RWL | — | | — | |
| 1973 21 | 14:45: 0.61 | SIZ | — | — | 37.071 | 116.005 | — | | — | 8.00* | — | GDY | 6 | BRP | 5.0 | BRP | 5.4 | PDX | — | | 5.3 | PDX | 5.3 | GDY |
| 1973 22 | 7:31:28.70 | LM | — | 8 | 35.980 | 114.799 | 0.7 | C | 191 | 4.70 | 1.30 | RWL | — | | — | | — | | 1.7 | RWL | — | | — | |
| 1973 22 | 15:57:11.43 | LM | — | 8 | 36.097 | 114.736 | 0.6 | C | 178 | 1.42 | 6.00 | RWL | — | | — | | — | | 1.7 | RWL | — | | — | |
| 1973 22 | 17:20:50.46 | | — | — | 37.130 | 116.950 | — | | — | 0.80 | — | KKG | — | | — | | — | | — | | — | | — | |
| 1973 23 | 9:21:10.21 | LM | — | 7 | 36.101 | 114.750 | 1.3 | C | 227 | 5.08 | 2.90 | RWL | — | | — | | — | | 1.1 | RWL | — | | — | |
| 1973 23 | 11:48:13.34 | LM | — | 7 | 36.088 | 114.747 | 1.0 | C | 190 | 7.81 | 1.50 | RWL | — | | — | | — | | 1.3 | RWL | — | | — | |
| 1973 23 | 12:11: 1.93 | LM | — | 8 | 36.090 | 114.751 | 0.8 | C | 195 | 7.26 | 1.30 | RWL | — | | — | | — | | 1.2 | RWL | — | | — | |
| 1973 23 | 13: 5:51.59 | LM | — | 7 | 36.086 | 114.760 | 0.6 | C | 204 | 8.10 | 1.10 | RWL | — | | — | | — | | 1.8 | RWL | — | | — | |
| 1973 23 | 13: 8:58.39 | LM | — | 9 | 36.089 | 114.749 | 0.6 | C | 192 | 7.78 | 0.90 | RWL | — | | — | | — | | 1.3 | RWL | — | | — | |
| 1973 23 | 14: 8:38.77 | LM | — | 7 | 36.089 | 114.748 | 1.1 | C | 192 | 7.84 | 1.30 | RWL | — | | — | | — | | 0.4 | RWL | — | | — | |
| 1973 23 | 15: 3:32.00 | | — | — | 36.045 | 117.716 | — | D | — | 8.00* | — | PAS | — | | 1.5 | BRP | 2.7 | PAS | — | | — | | — | |
| 1973 23 | 17:47:55.17 | | — | — | 36.060 | 115.370 | — | | — | 0.00 | — | KKG | — | | — | | — | | — | | — | | — | |
| 1973 24 | 0: 5:46.69 | LM | — | — | 36.020 | 114.760 | — | | — | 16.50 | — | KKG | — | | — | | — | | 2.4 | RWL | — | | — | |

| DATE (UTC) | ORIGIN TIME HR MN SEC | HYPOCENTER FLAG | RMS | NO | LATITUDE | LONGITUDE | ERH | Q | GAP | DEPTH | ERZ | REF | INTENSITY I | REF | MAGNITUDE MS | REF | ML | REF | MD | REF | mb | REF | OTH | REF |
|---|---|---|---|---|---|---|---|---|---|---|---|---|---|---|---|---|---|---|---|---|---|---|---|---|
| 1973 JUN 24 | 2:23: 2.41 | LM | — | 9 | 36.091 | 114.683 | 0.5 | B | 120 | 6.53 | 1.10 | RWL | — | | — | | — | | 1.1 | RWL | — | | — | |
| 1973 24 | 3:21:14.65 | SIZ | — | — | 36.930 | 116.030 | — | | — | 8.90 | — | KKG | — | | — | | — | | — | | — | | — | |
| 1973 24 | 6: 7:46.06 | | — | — | 36.750 | 116.090 | — | | — | 0.00* | — | KKG | — | | — | | — | | — | | — | | — | |
| 1973 24 | 11:37:37.22 | | — | — | 37.480 | 116.640 | — | | — | 5.00* | — | KKG | 5 | BRP | 4.0 | BRP | — | | — | | 4.2 | PDX | 4.2 | GDY |
| 1973 25 | 21:32:51.73 | LM | — | 6 | 36.063 | 114.794 | 0.8 | C | 227 | 5.85 | 2.00 | RWL | — | | — | | — | | 1.1 | RWL | — | | — | |
| 1973 26 | 14:40: 3.95 | LM | — | 8 | 36.111 | 114.733 | 1.1 | C | 176 | 6.38 | 2.40 | RWL | — | | — | | — | | 1.0 | RWL | — | | — | |
| 1973 26 | 23:32:13.94 | LM | — | 7 | 35.982 | 114.716 | 1.0 | B | 97 | 7.95 | 2.10 | RWL | — | | — | | — | | 0.3 | RWL | — | | — | |
| 1973 27 | 0:16:33.42 | LM | — | 6 | 36.010 | 114.750 | 0.3 | C | 91 | 0.58 | 61.00 | RWL | — | | — | | — | | 1.3 | RWL | — | | — | |
| 1973 27 | 17: 7:25.86 | | — | — | 37.150 | 116.970 | — | | — | 4.10 | — | KKG | — | | — | | — | | — | | — | | — | |
| 1973 28 | 2:51:54.84 | SIZ | — | — | 36.810 | 115.880 | — | | — | 0.00* | — | KKG | — | | — | | — | | — | | — | | — | |
| 1973 28 | 3:17:29.77 | SIZ | — | — | 37.260 | 116.610 | — | | — | 5.00* | — | KKG | — | | — | | — | | 2.7 | RYN | — | | — | |
| 1973 28 | 7:50:46.99 | SIZ | — | — | 37.270 | 116.610 | — | | — | 5.00* | — | KKG | — | | — | | — | | 2.4 | RYN | — | | — | |
| 1973 28 | 19:45: 0.50 | SIZ | — | — | 37.100 | 116.000 | — | A | — | 5.00* | — | BRP | — | | — | | — | | — | | — | | — | |
| 1973 30 | 2:46:35.88 | SIZ | — | — | 36.920 | 116.120 | — | | — | 11.00 | — | KKG | — | | — | | — | | — | | — | | — | |
| 1973 JUL 1 | 0:28:39.11 | LM | — | 6 | 35.928 | 114.817 | 1.8 | C | 320 | 9.56 | 2.50 | RWL | — | | — | | — | | 1.4 | RWL | — | | — | |
| 1973 1 | 14:15:14.03 | LM | — | 7 | 35.972 | 114.788 | 1.0 | C | 238 | 7.68 | 1.80 | RWL | — | | — | | — | | 1.0 | RWL | — | | — | |
| 1973 1 | 15:58:34.00 | LM | — | 7 | 36.159 | 114.583 | 1.3 | C | 194 | 3.90 | 2.30 | RWL | — | | — | | — | | 1.5 | RWL | — | | — | |
| 1973 1 | 18:11:59.96 | LM | — | 6 | 36.207 | 114.753 | 2.0 | C | 198 | 6.17 | 3.40 | RWL | — | | — | | — | | 2.4 | RWL | — | | — | |
| 1973 4 | 23: 3:19.92 | LM | — | 6 | 35.997 | 114.759 | 1.4 | C | 235 | 7.55 | 1.80 | RWL | — | | — | | — | | 0.8 | RWL | — | | — | |
| 1973 5 | 13:37:31.92 | LM | — | 5 | 36.109 | 114.737 | 1.6 | C | 210 | 6.94 | 2.60 | RWL | — | | — | | — | | 0.7 | RWL | — | | — | |
| 1973 5 | 16: 0:21.57 | LM | — | 4 | 36.169 | 114.733 | — | C | 267 | 5.00* | — | RWL | — | | — | | — | | 2.1 | RWL | — | | — | |
| 1973 6 | 3:14:23.64 | LM | — | 5 | 35.973 | 114.823 | 0.6 | C | 299 | 6.48 | 1.10 | RWL | — | | — | | — | | 0.8 | RWL | — | | — | |
| 1973 6 | 3:52:15.34 | LM | — | 6 | 36.099 | 114.733 | 0.2 | C | 175 | 0.37 | 17.90 | RWL | — | | — | | — | | 1.4 | RWL | — | | — | |
| 1973 7 | 16:32:24.65 | LM | — | 8 | 36.103 | 114.712 | 0.6 | B | 145 | 6.72 | 1.50 | RWL | — | | — | | — | | 1.2 | RWL | — | | — | |
| 1973 7 | 22: 2: 1.80 | | 0.88 | 7 | 37.603 | 115.730 | — | | — | — | — | RYN | — | | — | | — | | 3.5 | RYN | — | | — | |
| 1973 7 | 23:30: 6.74 | LM | — | 6 | 36.066 | 114.804 | 0.8 | D | 253 | 0.67 | 89.90 | RWL | — | | — | | — | | 1.3 | RWL | — | | — | |
| 1973 8 | 2:19:53.63 | LM | — | 6 | 36.060 | 114.801 | 1.1 | C | 232 | 5.00* | 3.90 | RWL | — | | — | | — | | 1.8 | RWL | — | | — | |
| 1973 9 | 0: 4: 7.31 | LM | — | 5 | 36.102 | 114.743 | 0.2 | C | 232 | 0.62 | 0.10 | RWL | — | | — | | — | | 1.4 | RWL | — | | — | |
| 1973 11 | 5:55:32.40 | | 0.43 | 5 | 38.255 | 117.891 | — | | — | — | — | RYN | — | | — | | — | | 2.5 | RYN | — | | — | |
| 1973 11 | 13:41: 4.66 | LM | — | 5 | 36.019 | 114.825 | 4.2 | D | 265 | 0.80 | — | RWL | — | | — | | — | | 1.8 | RWL | — | | — | |
| 1973 13 | 0: 2:54.39 | SIZ | — | — | 37.210 | 116.333 | — | | — | 8.00* | — | GDY | — | | — | | — | | — | | — | | — | |
| 1973 14 | 7:51:54.94 | LM | — | 12 | 36.101 | 114.721 | 0.4 | B | 121 | 7.01 | 0.80 | RWL | — | | — | | — | | 1.2 | RWL | — | | — | |
| 1973 17 | 9: 3:44.30 | LM | — | 6 | 36.157 | 114.596 | 1.1 | C | 166 | 3.52 | 2.30 | RWL | — | | — | | — | | 1.0 | RWL | — | | — | |
| 1973 17 | 10: 2:40.44 | LM | — | 7 | 36.163 | 114.603 | 0.9 | B | 153 | 6.02 | 1.50 | RWL | — | | — | | — | | 0.9 | RWL | — | | — | |
| 1973 17 | 21: 9: 3.97 | LM | — | 6 | 36.149 | 114.700 | 0.8 | B | 175 | 8.19 | 0.90 | RWL | — | | — | | — | | 0.8 | RWL | — | | — | |
| 1973 18 | 8: 9:37.92 | LM | — | 6 | 36.096 | 114.665 | 1.4 | B | 109 | 7.42 | 3.00 | RWL | — | | — | | — | | 1.1 | RWL | — | | — | |
| 1973 19 | 8:47:52.84 | LM | — | 8 | 36.165 | 114.599 | 0.6 | B | 164 | 5.89 | 1.00 | RWL | — | | — | | — | | 0.9 | RWL | — | | — | |
| 1973 19 | 20:13:29.63 | | — | — | 36.186 | 117.608 | — | B | — | 8.00* | — | PAS | — | | 1.3 | BRP | 2.6 | PAS | — | | — | | — | |
| 1973 20 | 20:34:12.01 | LM | — | 10 | 36.015 | 114.619 | 0.3 | C | 116 | 1.10 | 11.20 | RWL | — | | — | | — | | 1.5 | RWL | — | | — | |
| 1973 20 | 21: 1:43.79 | LM | — | 6 | 36.039 | 114.637 | 1.7 | B | 99 | 8.06 | 4.00 | RWL | — | | — | | — | | 1.0 | RWL | — | | — | |
| 1973 22 | 12:26:39.57 | LM | — | 8 | 35.929 | 114.642 | 0.6 | C | 231 | 5.14 | 1.10 | RWL | — | | — | | — | | 0.9 | RWL | — | | — | |
| 1973 22 | 17: 5:52.85 | LM | — | 7 | 36.090 | 114.765 | 0.3 | B | 171 | 4.60 | 0.90 | RWL | — | | — | | — | | 1.5 | RWL | — | | — | |
| 1973 23 | 8:19:42.22 | LM | — | 7 | 36.109 | 114.658 | 0.4 | C | 188 | 6.57 | 0.60 | RWL | — | | — | | — | | 0.4 | RWL | — | | — | |
| 1973 23 | 10: 2: 1.82 | LM | — | 10 | 36.097 | 114.774 | 0.3 | C | 186 | 5.83 | 0.50 | RWL | — | | — | | — | | 1.2 | RWL | — | | — | |
| 1973 24 | 17:21:58.88 | LM | — | 6 | 36.159 | 114.652 | 1.1 | C | 168 | 0.41 | — | RWL | — | | — | | — | | 1.7 | RWL | — | | — | |
| 1973 24 | 23:49:38.68 | LM | — | 8 | 36.089 | 114.768 | 0.3 | B | 174 | 2.89 | 1.40 | RWL | — | | — | | — | | 1.5 | RWL | — | | — | |
| 1973 25 | 3:36:26.68 | LM | — | 11 | 36.098 | 114.773 | 0.5 | C | 186 | 5.94 | 1.10 | RWL | — | | — | | — | | 0.7 | RWL | — | | — | |
| 1973 25 | 8:56:45.67 | LM | — | 8 | 36.160 | 114.652 | 0.7 | C | 170 | 0.90 | 14.80 | RWL | — | | — | | — | | 1.8 | RWL | — | | — | |

SGB HISTORICAL HYPOCENTER SUMMARY 1868-1978

| DATE (UTC) | ORIGIN TIME HR MN SEC | HYPOCENTER FLAG | RMS | NO | LATITUDE | LONGITUDE | ERH | Q | GAP | DEPTH | ERZ | REF | INTENSITY I | REF | MAGNITUDE MS | REF | ML | REF | MD | REF | mb | REF | OTH | REF |
|---|---|---|---|---|---|---|---|---|---|---|---|---|---|---|---|---|---|---|---|---|---|---|---|---|
| 1973 JUL 25 | 10: 6:19.85 | LM | — | 8 | 36.163 | 114.655 | 0.9 | C | 177 | 1.00* | 13.00 | RWL | — | | — | | — | | 2.5 | RWL | — | | — | |
| 1973 25 | 10:27:11.29 | LM | — | 8 | 36.166 | 114.658 | 0.7 | D | 185 | 1.10 | 8.90 | RWL | — | | — | | — | | 1.9 | RWL | — | | — | |
| 1973 25 | 10:31: 5.19 | LM | — | 10 | 36.176 | 114.654 | 0.9 | C | 204 | 5.47 | 1.90 | RWL | — | | — | | — | | 1.5 | RWL | — | | — | |
| 1973 25 | 20:52:27.10 | LM | — | 9 | 36.015 | 114.764 | 0.8 | B | 101 | 8.78 | 2.20 | RWL | — | | — | | — | | 1.3 | RWL | — | | — | |
| 1973 26 | 5: 4:48.31 | LM | — | 9 | 36.182 | 114.652 | 1.5 | C | 214 | 5.92 | 2.80 | RWL | — | | — | | — | | 1.7 | RWL | — | | — | |
| 1973 28 | 20:32:58.58 | LM | — | 7 | 36.218 | 114.835 | 4.7 | D | 308 | 5.00* | 3.10 | RWL | — | | — | | — | | 2.1 | RWL | — | | — | |
| 1973 29 | 4:10:12.02 | LM | — | 8 | 36.104 | 114.735 | 0.4 | B | 142 | 4.39 | 1.10 | RWL | — | | — | | — | | 0.9 | RWL | — | | — | |
| 1973 29 | 12: 7:53.87 | LM | — | 11 | 36.026 | 114.870 | 0.4 | C | 304 | 6.80 | 0.30 | RWL | — | | — | | — | | 0.8 | RWL | — | | — | |
| 1973 29 | 16:51:35.75 | LM | — | 6 | 36.163 | 114.603 | 1.1 | C | 153 | 6.04 | 1.10 | RWL | — | | — | | — | | 0.6 | RWL | — | | — | |
| 1973 29 | 16:51:43.09 | LM | — | 6 | 36.174 | 114.608 | 0.6 | B | 149 | 6.83 | 0.80 | RWL | — | | — | | — | | 1.0 | RWL | — | | — | |
| 1973 30 | 9:18:43.20 | | — | — | 37.624 | 115.139 | — | | — | 8.00* | — | GDY | — | | — | | 3.5 | PDX | — | | — | | 3.5 | GDY |
| 1973 31 | 22:16:24.43 | LM | — | 7 | 36.161 | 114.599 | 0.6 | B | 161 | 4.94 | 0.70 | RWL | — | | — | | — | | 0.6 | RWL | — | | — | |
| 1973 AUG 1 | 2:22:36.20 | LM | — | 7 | 36.162 | 114.596 | 0.4 | B | 169 | 5.18 | 0.70 | RWL | — | | — | | — | | 0.9 | RWL | — | | — | |
| 1973 1 | 9:14:53.07 | | — | — | 36.258 | 117.890 | — | B | — | 8.00* | — | PAS | — | | 1.5 | BRP | 2.7 | PAS | — | | — | | — | |
| 1973 1 | 14:27:11.59 | LM | — | 7 | 36.093 | 114.730 | 1.4 | B | 131 | 6.13 | 3.50 | RWL | — | | — | | — | | 0.6 | RWL | — | | — | |
| 1973 3 | 9:34: 6.08 | LM | — | 11 | 36.067 | 114.840 | 0.4 | C | 235 | 5.88 | 0.90 | RWL | — | | — | | — | | 1.0 | RWL | — | | — | |
| 1973 4 | 2:19:47.04 | LM | — | 8 | 35.982 | 114.789 | 0.4 | B | 169 | 6.64 | 1.00 | RWL | — | | — | | — | | 0.9 | RWL | — | | — | |
| 1973 4 | 3:32:22.88 | LM | — | 8 | 35.929 | 114.647 | 0.9 | C | 230 | 5.00* | 1.10 | RWL | — | | — | | — | | 1.2 | RWL | — | | — | |
| 1973 4 | 19: 9: 3.73 | LM | — | 11 | 36.112 | 114.692 | 0.3 | B | 95 | 6.56 | 0.60 | RWL | — | | — | | — | | 0.8 | RWL | — | | — | |
| 1973 4 | 19:18:16.01 | LM | — | 12 | 36.075 | 114.725 | 0.3 | B | 119 | 6.36 | 1.00 | RWL | — | | — | | — | | 1.0 | RWL | — | | — | |
| 1973 6 | 9: 2:35.95 | LM | — | 8 | 35.925 | 114.645 | 0.4 | C | 233 | 4.09 | 0.40 | RWL | — | | — | | — | | 0.4 | RWL | — | | — | |
| 1973 6 | 10: 9:54.14 | LM | — | 6 | 36.083 | 114.702 | 1.0 | B | 159 | 6.96 | 1.20 | RWL | — | | — | | — | | 0.2 | RWL | — | | — | |
| 1973 6 | 22:24:58.83 | LM | — | 8 | 36.089 | 114.712 | 1.0 | B | 110 | 7.13 | 2.20 | RWL | — | | — | | — | | 0.4 | RWL | — | | — | |
| 1973 7 | 11:57: 0.03 | LM | — | 7 | 36.104 | 114.738 | 0.3 | B | 147 | 3.69 | 0.80 | RWL | — | | — | | — | | 0.3 | RWL | — | | — | |
| 1973 9 | 4:12:14.05 | LM | — | 8 | 35.938 | 114.834 | 0.6 | C | 274 | 5.48 | 1.10 | RWL | — | | — | | — | | 0.9 | RWL | — | | — | |
| 1973 9 | 18:28:48.97 | LM | — | 7 | 35.932 | 114.648 | 0.5 | B | 165 | 5.00* | 0.80 | RWL | — | | — | | — | | 1.7 | RWL | — | | — | |
| 1973 9 | 20: 5:41.58 | LM | — | 8 | 35.922 | 114.639 | 0.5 | C | 282 | 4.87 | 0.40 | RWL | — | | — | | — | | 0.5 | RWL | — | | — | |
| 1973 9 | 20: 5:46.98 | LM | — | 9 | 35.930 | 114.640 | 0.5 | C | 210 | 4.96 | 0.60 | RWL | — | | — | | — | | 1.8 | RWL | — | | — | |
| 1973 10 | 2:50:43.63 | LM | — | 8 | 36.096 | 114.725 | 1.2 | B | 125 | 3.28 | 4.10 | RWL | — | | — | | — | | 0.5 | RWL | — | | — | |
| 1973 10 | 8:43:28.17 | LM | — | 11 | 36.090 | 114.670 | 0.5 | B | 85 | 1.71 | 2.80 | RWL | — | | — | | — | | 1.3 | RWL | — | | — | |
| 1973 11 | 2:11:53.30 | | 0.16 | 5 | 38.493 | 117.874 | — | | — | — | — | RYN | — | | — | | — | | 1.7 | RYN | — | | — | |
| 1973 11 | 13: 5:14.54 | LM | — | 9 | 35.957 | 114.951 | 1.2 | C | 324 | 5.00* | 4.00 | RWL | — | | — | | — | | 1.3 | RWL | — | | — | |
| 1973 13 | 1:50:55.00 | LM | — | 6 | 35.990 | 114.712 | — | B | 87 | 3.85 | 0.20 | RWL | — | | — | | — | | 0.6 | RWL | — | | — | |
| 1973 14 | 11:42:20.50 | LM | — | 8 | 36.145 | 114.703 | 0.3 | C | 229 | 5.00* | 0.50 | RWL | — | | — | | — | | 0.8 | RWL | — | | — | |
| 1973 14 | 23:48:41.53 | LM | — | 7 | 36.100 | 114.725 | 0.5 | B | 127 | 5.16 | 1.50 | RWL | — | | — | | — | | 0.6 | RWL | — | | — | |
| 1973 15 | 9:15: 1.68 | LM | — | 9 | 36.113 | 114.726 | 0.3 | B | 128 | 6.22 | 0.70 | RWL | — | | — | | — | | 0.4 | RWL | — | | — | |
| 1973 16 | 1: 1:13.39 | | — | — | 35.932 | 116.928 | — | B | — | 8.00* | — | PAS | — | | 1.6 | BRP | 2.8 | PAS | — | | — | | — | |
| 1973 17 | 7:11:33.20 | | 0.89 | 6 | 37.000 | 117.946 | — | | — | — | — | RYN | — | | — | | — | | 3.4 | RYN | — | | — | |
| 1973 19 | 11:58:21.30 | | 0.01 | 6 | 38.451 | 117.860 | — | | — | — | — | RYN | — | | — | | — | | 2.5 | RYN | — | | — | |
| 1973 21 | 2:36:48.40 | | 0.26 | 5 | 37.337 | 115.834 | — | | — | — | — | RYN | — | | — | | — | | 3.4 | RYN | — | | — | |
| 1973 21 | 3:42:41.10 | | 0.21 | 4 | 37.474 | 115.731 | — | | — | — | — | RYN | — | | — | | — | | 3.0 | RYN | — | | — | |
| 1973 22 | 8: 4:50.82 | LM | — | 9 | 36.151 | 114.714 | 1.5 | C | 198 | 7.11 | 2.30 | RWL | — | | — | | — | | 0.8 | RWL | — | | — | |
| 1973 22 | 15:43:30.36 | LM | — | 5 | 36.138 | 114.733 | 0.2 | C | 215 | 5.00* | 0.20 | RWL | — | | — | | — | | 0.5 | RWL | — | | — | |
| 1973 24 | 1:10: 8.12 | LM | — | 6 | 35.973 | 114.825 | 0.7 | C | 299 | 7.75 | 1.30 | RWL | — | | — | | — | | 0.7 | RWL | — | | — | |
| 1973 24 | 8:15:21.61 | LM | — | 8 | 36.014 | 114.773 | 0.7 | B | 149 | 7.18 | 1.00 | RWL | — | | — | | — | | 0.5 | RWL | — | | — | |
| 1973 26 | 10:31:39.97 | LM | — | 7 | 36.151 | 114.605 | 0.7 | C | 247 | 3.01 | 2.00 | RWL | — | | — | | — | | 1.6 | RWL | — | | — | |
| 1973 26 | 13:51:25.50 | LM | — | 8 | 36.123 | 114.650 | 0.2 | C | 208 | 3.33 | 0.60 | RWL | — | | — | | — | | 0.4 | RWL | — | | — | |
| 1973 26 | 15:27:33.47 | LM | — | 6 | 36.067 | 114.694 | 0.6 | B | 102 | 8.28 | 1.00 | RWL | — | | — | | — | | 0.5 | RWL | — | | — | |

| DATE (UTC) | ORIGIN TIME HR MN SEC | HYPOCENTER FLAG | RMS | NO | LATITUDE | LONGITUDE | ERH | Q | GAP | DEPTH | ERZ | REF | INTENSITY I | REF | MAGNITUDE MS | REF | ML | REF | MD | REF | mb | REF | OTH | REF |
|---|---|---|---|---|---|---|---|---|---|---|---|---|---|---|---|---|---|---|---|---|---|---|---|---|
| 1973 AUG 26 | 18:58:27.16 | LM | — | 4 | 36.084 | 114.613 | — | C | 243 | 5.00* | — | RWL | — | | — | | — | | 1.1 | RWL | — | | — | |
| 1973 27 | 1:53:38.75 | LM | — | 6 | 36.053 | 114.705 | 0.4 | C | 227 | 7.98 | 0.50 | RWL | — | | — | | — | | 0.9 | RWL | — | | — | |
| 1973 27 | 4:50:22.27 | LM | — | 8 | 36.161 | 114.594 | 0.8 | C | 282 | 4.14 | 3.10 | RWL | — | | — | | — | | 1.4 | RWL | — | | — | |
| 1973 27 | 4:50:51.44 | LM | — | 10 | 36.151 | 114.590 | 1.1 | C | 250 | 6.97 | 2.40 | RWL | — | | — | | — | | 1.2 | RWL | — | | — | |
| 1973 27 | 5: 9: 5.98 | LM | — | 6 | 36.160 | 114.600 | 1.9 | C | 301 | 8.23 | 3.70 | RWL | — | | — | | — | | 1.4 | RWL | — | | — | |
| 1973 27 | 6:44: 6.43 | LM | — | 9 | 36.152 | 114.596 | 0.2 | C | 249 | 3.70 | 0.90 | RWL | — | | — | | — | | 1.4 | RWL | — | | — | |
| 1973 27 | 16:46: 6.67 | LM | — | 7 | 36.071 | 114.702 | 0.4 | B | 104 | 7.03 | 0.80 | RWL | — | | — | | — | | 1.4 | RWL | — | | — | |
| 1973 28 | 13: 5:56.23 | LM | — | 9 | 35.974 | 114.816 | 0.3 | C | 219 | 7.31 | 0.30 | RWL | — | | — | | — | | 0.1 | RWL | — | | — | |
| 1973 29 | 14:41:44.60 | LM | — | 9 | 36.107 | 114.703 | 0.4 | B | 154 | 8.28 | 0.50 | RWL | — | | — | | — | | 0.3 | RWL | — | | — | |
| 1973 29 | 20:41: 2.81 | LM | — | 6 | 36.015 | 114.650 | 0.5 | B | 95 | 4.36 | 1.50 | RWL | — | | — | | — | | 0.4 | RWL | — | | — | |
| 1973 31 | 11:42:38.33 | LM | — | 9 | 35.951 | 114.966 | 1.5 | D | 313 | 1.91 | 12.60 | RWL | — | | — | | — | | 1.7 | RWL | — | | — | |
| 1973 SEP 1 | 2: 3:24.24 | LM | — | 6 | 36.123 | 114.655 | 0.4 | C | 206 | 4.04 | 1.10 | RWL | — | | — | | — | | 0.8 | RWL | — | | — | |
| 1973 1 | 5: 2:41.33 | LM | — | 7 | 36.064 | 114.840 | 0.5 | C | 234 | 5.73 | 1.00 | RWL | — | | — | | — | | 0.9 | RWL | — | | — | |
| 1973 1 | 7:38:55.06 | LM | — | 9 | 36.067 | 114.841 | 0.4 | C | 236 | 6.14 | 0.90 | RWL | — | | — | | — | | 1.1 | RWL | — | | — | |
| 1973 1 | 8:40:18.76 | LM | — | 7 | 36.119 | 114.653 | 0.4 | C | 203 | 1.72 | 2.40 | RWL | — | | — | | — | | 1.2 | RWL | — | | — | |
| 1973 2 | 6:13:43.07 | LM | — | 7 | 36.120 | 114.652 | 0.2 | C | 204 | 2.89 | 0.80 | RWL | — | | — | | — | | 1.1 | RWL | — | | — | |
| 1973 2 | 19: 6:10.42 | LM | — | 7 | 36.089 | 114.678 | 0.3 | B | 151 | 5.61 | 0.70 | RWL | — | | — | | — | | 1.7 | RWL | — | | — | |
| 1973 2 | 20:54:35.68 | LM | — | 9 | 36.095 | 114.672 | 0.6 | B | 167 | 7.48 | 1.30 | RWL | — | | — | | — | | 0.8 | RWL | — | | — | |
| 1973 3 | 8:13:51.45 | LM | — | 8 | 36.088 | 114.677 | 0.3 | B | 150 | 5.69 | 0.60 | RWL | — | | — | | — | | 1.7 | RWL | — | | — | |
| 1973 5 | 8:57: 0.56 | LM | — | 7 | 36.066 | 114.768 | 0.3 | B | 155 | 7.83 | 0.70 | RWL | — | | — | | — | | 1.6 | RWL | — | | — | |
| 1973 5 | 16:16: 6.23 | LM | — | 6 | 35.984 | 114.795 | 0.7 | B | 173 | 6.77 | 1.40 | RWL | — | | — | | — | | 1.2 | RWL | — | | — | |
| 1973 5 | 20:44:57.39 | LM | — | 7 | 36.065 | 114.763 | 0.2 | B | 149 | 7.38 | 0.50 | RWL | — | | — | | — | | 1.6 | RWL | — | | — | |
| 1973 6 | 4:19:53.04 | LM | — | 9 | 35.953 | 114.823 | 0.3 | B | 168 | 3.48 | 1.00 | RWL | — | | — | | — | | 1.7 | RWL | — | | — | |
| 1973 6 | 23:41:28.23 | LM | — | 6 | 35.962 | 114.946 | 4.4 | D | 258 | 5.00* | 9.20 | RWL | — | | — | | — | | 1.6 | RWL | — | | — | |
| 1973 8 | 8: 3:24.47 | LM | — | 7 | 36.158 | 114.595 | 1.0 | C | 169 | 5.09 | 1.10 | RWL | — | | — | | — | | 0.3 | RWL | — | | — | |
| 1973 8 | 12:57:50.59 | LM | — | 7 | 36.090 | 114.602 | 0.6 | B | 135 | 3.01 | 2.00 | RWL | — | | — | | — | | 1.4 | RWL | — | | — | |
| 1973 8 | 23:28:55.91 | LM | — | 8 | 35.945 | 114.976 | 0.4 | C | 322 | 3.39 | 1.70 | RWL | — | | — | | — | | 1.8 | RWL | — | | — | |
| 1973 9 | 6: 8:42.98 | LM | — | 7 | 35.921 | 114.646 | 0.3 | C | 237 | 4.21 | 0.70 | RWL | — | | — | | — | | 0.8 | RWL | — | | — | |
| 1973 9 | 7: 9:24.97 | LM | — | 8 | 36.018 | 114.802 | 0.4 | B | 160 | 8.00* | 0.70 | RWL | — | | — | | — | | 0.4 | RWL | — | | — | |
| 1973 10 | 6:14: 0.54 | LM | — | 7 | 36.012 | 114.731 | 0.5 | C | 119 | 0.37 | 76.60 | RWL | — | | — | | — | | 1.6 | RWL | — | | — | |
| 1973 10 | 11:29:35.81 | LM | — | 8 | 36.058 | 114.803 | 0.3 | C | 202 | 9.27 | 0.60 | RWL | — | | — | | — | | 1.3 | RWL | — | | — | |
| 1973 10 | 16:20:28.41 | LM | — | 9 | 35.969 | 114.808 | 0.5 | C | 215 | 6.91 | 0.60 | RWL | — | | — | | — | | 0.6 | RWL | — | | — | |
| 1973 12 | 9:52:37.87 | LM | — | 8 | 35.929 | 114.648 | 0.6 | C | 230 | 4.07 | 0.80 | RWL | — | | — | | — | | 1.6 | RWL | — | | — | |
| 1973 12 | 16:33: 5.77 | LM | — | 6 | 36.233 | 114.798 | 1.3 | C | 295 | 9.53 | 1.60 | RWL | — | | — | | — | | 1.8 | RWL | — | | — | |
| 1973 13 | 10:49:16.69 | | — | — | 35.772 | 117.662 | — | B | — | 8.00* | — | PAS | — | | 1.1 | BRP | 2.4 | PAS | — | | — | | — | |
| 1973 13 | 11:37: 5.26 | LM | — | 6 | 36.118 | 114.717 | 0.9 | C | 310 | 6.84 | 0.80 | RWL | — | | — | | — | | 0.5 | RWL | — | | — | |
| 1973 14 | 11:37:19.96 | LM | — | 6 | 36.118 | 114.651 | 0.9 | C | 187 | 4.20 | 2.10 | RWL | — | | — | | — | | 0.6 | RWL | — | | — | |
| 1973 14 | 22:19: 4.50 | | 0.36 | 5 | 37.443 | 115.053 | — | | — | — | — | RYN | — | | — | | — | | 3.8 | RYN | — | | — | |
| 1973 14 | 23:45:18.18 | LM | — | 6 | 36.170 | 114.597 | 0.9 | B | 177 | 6.92 | 1.30 | RWL | — | | — | | — | | 1.0 | RWL | — | | — | |
| 1973 14 | 23:45:44.07 | LM | — | 7 | 36.161 | 114.603 | 0.9 | B | 152 | 5.90 | 0.80 | RWL | — | | — | | — | | 0.3 | RWL | — | | — | |
| 1973 15 | 4:56:53.69 | LM | — | 7 | 36.156 | 114.597 | 1.0 | C | 163 | 4.66 | 2.20 | RWL | — | | — | | — | | 0.9 | RWL | — | | — | |
| 1973 15 | 11:14: 8.44 | LM | — | 8 | 36.110 | 114.726 | 0.4 | B | 164 | 4.13 | 0.80 | RWL | — | | — | | — | | 0.1 | RWL | — | | — | |
| 1973 16 | 2:22: 0.61 | LM | — | 6 | 36.016 | 114.605 | 0.8 | B | 124 | 4.70 | 3.40 | RWL | — | | — | | — | | 0.1 | RWL | — | | — | |
| 1973 17 | 9:13:33.57 | LM | — | 9 | 35.971 | 114.810 | 0.3 | C | 215 | 6.48 | 0.40 | RWL | — | | — | | — | | 0.2 | RWL | — | | — | |
| 1973 18 | 0:55: 3.76 | LM | — | 7 | 36.097 | 114.748 | 0.4 | B | 156 | 6.21 | 0.70 | RWL | — | | — | | — | | 0.1 | RWL | — | | — | |
| 1973 18 | 22:17:44.84 | LM | — | 8 | 36.153 | 114.599 | 1.0 | C | 158 | 2.17 | 3.80 | RWL | — | | — | | — | | 2.3 | RWL | — | | — | |
| 1973 19 | 0: 9: 9.06 | LM | — | 10 | 36.112 | 114.687 | 0.3 | B | 97 | 6.47 | 0.60 | RWL | — | | — | | — | | 0.3 | RWL | — | | — | |
| 1973 19 | 16:48:53.02 | | — | — | 35.606 | 117.483 | — | | — | 8.00* | — | GDY | 1 | BRP | 2.0 | BRP | 3.1 | PAS | — | | — | | 3.1 | GDY |

SGB HISTORICAL HYPOCENTER SUMMARY 1868–1978

| DATE (UTC) | ORIGIN TIME HR MN SEC | HYPOCENTER FLAG | RMS | NO | LATITUDE | LONGITUDE | ERH | Q | GAP | DEPTH | ERZ | REF | INTENSITY I | REF | MAGNITUDE MS | REF | ML | REF | MD | REF | mb | REF | OTH | REF |
|---|---|---|---|---|---|---|---|---|---|---|---|---|---|---|---|---|---|---|---|---|---|---|---|---|
| 1973 SEP 19 | 16:59: 3.37 | LM | — | 7 | 36.076 | 114.632 | 0.2 | B | 108 | 4.50 | 0.30 | RWL | — | | — | | — | | 1.1 | RWL | — | | — | |
| 1973 20 | 1:47:30.31 | LM | — | 6 | 36.164 | 114.609 | 1.0 | B | 170 | 4.26 | 1.70 | RWL | — | | — | | — | | 1.2 | RWL | — | | — | |
| 1973 20 | 3:40: 4.05 | LM | — | 7 | 35.958 | 114.970 | 1.3 | C | 312 | 6.68 | 2.00 | RWL | — | | — | | — | | 1.8 | RWL | — | | — | |
| 1973 20 | 4:37:34.49 | LM | — | 7 | 35.926 | 114.824 | 0.6 | C | 274 | 5.65 | 1.10 | RWL | — | | — | | — | | 0.6 | RWL | — | | — | |
| 1973 20 | 10:43:41.72 | LM | — | 6 | 35.974 | 114.809 | 0.5 | C | 209 | 8.08 | 0.80 | RWL | — | | — | | — | | 0.6 | RWL | — | | — | |
| 1973 20 | 15: 7:50.37 | LM | — | 6 | 36.088 | 114.702 | 1.1 | C | 157 | 4.91 | 2.40 | RWL | — | | — | | — | | 0.3 | RWL | — | | — | |
| 1973 21 | 18:48:34.41 | LM | — | 8 | 36.086 | 114.723 | 0.7 | B | 121 | 8.77 | 0.90 | RWL | — | | — | | — | | 0.2 | RWL | — | | — | |
| 1973 28 | 2:43:36.34 | LM | — | 6 | 35.972 | 114.805 | 1.0 | C | 208 | 8.18 | 1.70 | RWL | — | | — | | — | | 1.3 | RWL | — | | — | |
| 1973 28 | 14:20:21.30 | | 0.21 | 4 | 38.201 | 117.460 | — | | — | — | — | RYN | — | | — | | — | | 2.3 | RYN | — | | — | |
| 1973 OCT 1 | 14:49: 8.99 | LM | — | 7 | 35.951 | 114.961 | 1.2 | C | 312 | 6.92 | 2.00 | RWL | — | | — | | — | | 1.9 | RWL | — | | — | |
| 1973 2 | 1:39:53.78 | LM | — | 8 | 35.973 | 114.815 | 0.8 | C | 219 | 7.21 | 0.90 | RWL | — | | — | | — | | 0.2 | RWL | — | | — | |
| 1973 2 | 15:15: 0.00 | | — | — | 37.200 | 115.800 | — | | — | — | — | ISC | — | | — | | — | | — | | — | | — | |
| 1973 3 | 13:49:54.58 | LM | — | 7 | 35.924 | 114.646 | 0.4 | C | 235 | 4.47 | 0.90 | RWL | — | | — | | — | | 0.3 | RWL | — | | — | |
| 1973 3 | 14:22:30.72 | LM | — | 8 | 35.875 | 114.593 | 0.8 | D | 274 | 0.75 | — | RWL | — | | — | | — | | 0.6 | RWL | — | | — | |
| 1973 3 | 22:35:36.18 | LM | — | 6 | 36.111 | 114.724 | 0.1 | C | 182 | 7.14 | 0.10 | RWL | — | | — | | — | | 0.4 | RWL | — | | — | |
| 1973 4 | 7:51:42.51 | LM | — | 5 | 36.044 | 114.702 | 2.2 | C | 91 | 7.62 | 2.70 | RWL | — | | — | | — | | 0.6 | RWL | — | | — | |
| 1973 4 | 10:14: 3.72 | LM | — | 6 | 36.085 | 114.699 | 0.2 | A | 81 | 4.12 | 0.90 | RWL | — | | — | | — | | 0.7 | RWL | — | | — | |
| 1973 4 | 17:54:59.17 | LM | — | 7 | 36.122 | 114.653 | 0.3 | B | 109 | 2.20 | 1.40 | RWL | — | | — | | — | | 1.4 | RWL | — | | — | |
| 1973 5 | 3:11:37.70 | LM | — | 8 | 36.119 | 114.652 | 0.2 | B | 105 | 2.46 | 1.20 | RWL | — | | — | | — | | 1.8 | RWL | — | | — | |
| 1973 5 | 10:50:22.41 | LM | — | 7 | 36.071 | 114.721 | 0.2 | B | 114 | 9.46 | 0.50 | RWL | — | | — | | — | | 1.8 | RWL | — | | — | |
| 1973 6 | 7:36:10.53 | | — | — | 36.062 | 117.408 | — | | — | 8.00* | — | GDY | — | | — | | 2.7 | PAS | — | | — | | 2.7 | GDY |
| 1973 9 | 8:21:55.20 | | 0.12 | 5 | 38.472 | 117.912 | — | | — | — | — | RYN | — | | — | | — | | 1.5 | RYN | — | | — | |
| 1973 9 | 14:32:36.86 | LM | — | 7 | 36.098 | 114.738 | 0.7 | B | 143 | 9.23 | 1.60 | RWL | — | | — | | — | | 1.1 | RWL | — | | — | |
| 1973 9 | 20:13:32.76 | LM | — | 7 | 36.120 | 114.652 | 0.5 | B | 106 | 4.45 | 1.30 | RWL | — | | — | | — | | 1.8 | RWL | — | | — | |
| 1973 9 | 20:14: 1.98 | LM | — | 7 | 36.123 | 114.648 | 0.7 | B | 108 | 3.54 | 2.90 | RWL | — | | — | | — | | 1.2 | RWL | — | | — | |
| 1973 9 | 20:16: 6.61 | LM | — | 6 | 36.122 | 114.650 | 0.1 | B | 108 | 3.30 | 0.50 | RWL | — | | — | | — | | 1.0 | RWL | — | | — | |
| 1973 9 | 23:43: 0.19 | LM | — | 8 | 36.116 | 114.650 | 0.1 | B | 101 | 3.17 | 0.50 | RWL | — | | — | | — | | 1.5 | RWL | — | | — | |
| 1973 10 | 7:48:28.15 | LM | — | 6 | 36.116 | 114.649 | 0.3 | B | 100 | 4.00* | 0.80 | RWL | — | | — | | — | | 1.6 | RWL | — | | — | |
| 1973 11 | 15:12:49.70 | | 0.07 | 5 | 38.029 | 116.181 | — | | — | — | — | RYN | — | | — | | — | | 3.1 | RYN | — | | — | |
| 1973 11 | 18:37:17.22 | LM | — | 5 | 36.016 | 114.693 | 2.3 | C | 183 | 7.76 | 2.70 | RWL | — | | — | | — | | 1.2 | RWL | — | | — | |
| 1973 12 | 21:19:22.57 | LM | — | 6 | 36.092 | 114.679 | 0.4 | B | 116 | 5.32 | 0.80 | RWL | — | | — | | — | | 0.8 | RWL | — | | — | |
| 1973 12 | 22:15:53.57 | LM | — | 5 | 36.094 | 114.678 | 0.4 | C | 114 | 5.76 | 0.90 | RWL | — | | — | | — | | 0.4 | RWL | — | | — | |
| 1973 13 | 6:57:15.57 | LM | — | 6 | 36.125 | 114.663 | 0.9 | B | 116 | 4.81 | 3.30 | RWL | — | | — | | — | | 0.3 | RWL | — | | — | |
| 1973 14 | 11:53: 1.99 | LM | — | 7 | 36.000 | 114.615 | 0.3 | C | 135 | 0.44 | 60.40 | RWL | — | | — | | — | | 1.9 | RWL | — | | — | |
| 1973 14 | 12: 2:25.09 | LM | — | 5 | 35.998 | 114.616 | 0.3 | C | 137 | 3.58 | 0.90 | RWL | — | | — | | — | | 1.1 | RWL | — | | — | |
| 1973 14 | 19:18: 3.24 | LM | — | 8 | 35.998 | 114.613 | 0.7 | C | 139 | 3.33 | 2.40 | RWL | — | | — | | — | | 0.9 | RWL | — | | — | |
| 1973 16 | 7:43:27.31 | LM | — | 8 | 35.955 | 114.758 | 0.8 | B | 142 | 4.04 | 1.40 | RWL | — | | — | | — | | 1.3 | RWL | — | | — | |
| 1973 19 | 0:22:32.69 | LM | — | 8 | 36.107 | 114.652 | 0.6 | B | 99 | 6.26 | 1.40 | RWL | — | | — | | — | | 1.0 | RWL | — | | — | |
| 1973 21 | 14:37:22.70 | | — | — | 37.267 | 117.512 | — | D | — | 8.00* | — | PAS | — | | — | | 2.5 | PAS | — | | — | | — | |
| 1973 22 | 15:35: 4.66 | LM | — | 8 | 36.120 | 114.650 | 0.3 | B | 105 | 4.46 | 0.70 | RWL | — | | — | | — | | 1.7 | RWL | — | | — | |
| 1973 22 | 15:40:39.01 | LM | — | 7 | 36.122 | 114.650 | 0.5 | B | 108 | 3.51 | 1.80 | RWL | — | | — | | — | | 1.3 | RWL | — | | — | |
| 1973 22 | 17: 1:23.26 | LM | — | 8 | 35.925 | 114.805 | 0.8 | C | 266 | 5.04 | 1.40 | RWL | — | | — | | — | | 1.3 | RWL | — | | — | |
| 1973 26 | 18:36:39.53 | LM | — | 6 | 36.144 | 114.671 | 0.6 | B | 151 | 4.99 | 1.50 | RWL | — | | — | | — | | 1.4 | RWL | — | | — | |
| 1973 28 | 7:56:45.38 | LM | — | 8 | 35.927 | 114.826 | 0.5 | C | 274 | 5.98 | 0.80 | RWL | — | | — | | — | | 1.3 | RWL | — | | — | |
| 1973 28 | 18: 2: 0.32 | LM | — | 9 | 36.087 | 114.763 | 0.3 | B | 167 | 10.31 | 0.40 | RWL | — | | — | | — | | 0.6 | RWL | — | | — | |
| 1973 30 | 3:14: 0.61 | LM | — | 7 | 35.958 | 114.959 | 1.1 | C | 311 | 3.69 | 3.00 | RWL | — | | — | | — | | 2.0 | RWL | — | | — | |
| 1973 30 | 13:33:15.20 | LM | — | 9 | 36.094 | 114.674 | 0.5 | A | 86 | 7.20 | 1.30 | RWL | — | | — | | — | | 0.7 | RWL | — | | — | |
| 1973 30 | 15: 2:10.34 | LM | — | 7 | 36.091 | 114.677 | 0.1 | A | 80 | 6.32 | 0.30 | RWL | — | | — | | — | | 1.5 | RWL | — | | — | |

| DATE (UTC) | ORIGIN TIME HR | MN | SEC | HYPOCENTER FLAG | RMS | NO | LATITUDE | LONGITUDE | ERH | Q | GAP | DEPTH | ERZ | REF | INTENSITY I | REF | MAGNITUDE MS | REF | ML | REF | MD | REF | mb | REF | OTH | REF |
|---|---|---|---|---|---|---|---|---|---|---|---|---|---|---|---|---|---|---|---|---|---|---|---|---|---|---|
| 1973 OCT 30 | 15 | 47 | 40.10 | LM | — | 8 | 36.091 | 114.680 | 0.2 | A | 81 | 6.45 | 0.40 | RWL | — | | — | | — | | 1.6 | RWL | — | | — | |
| 1973 30 | 17 | 41 | 52.70 | LM | — | 9 | 36.096 | 114.676 | 0.5 | B | 112 | 7.38 | 0.90 | RWL | — | | — | | — | | 1.0 | RWL | — | | — | |
| 1973 30 | 17 | 51 | 48.52 | LM | — | 8 | 36.093 | 114.679 | 0.3 | A | 81 | 6.14 | 0.60 | RWL | — | | — | | — | | 2.6 | RWL | — | | — | |
| 1973 30 | 18 | 11 | 22.87 | LM | — | 8 | 36.093 | 114.679 | 0.2 | A | 80 | 5.70 | 0.50 | RWL | — | | — | | — | | 1.8 | RWL | — | | — | |
| 1973 30 | 19 | 52 | 46.83 | LM | — | 10 | 36.093 | 114.677 | 0.3 | A | 82 | 5.97 | 0.70 | RWL | — | | — | | — | | 1.6 | RWL | — | | — | |
| 1973 30 | 20 | 15 | 47.65 | LM | — | 10 | 36.093 | 114.677 | 0.3 | A | 83 | 6.32 | 0.60 | RWL | — | | — | | — | | 1.2 | RWL | — | | — | |
| 1973 30 | 21 | 19 | 52.13 | LM | — | 11 | 36.095 | 114.676 | 0.2 | A | 85 | 6.28 | 0.60 | RWL | — | | — | | — | | 1.5 | RWL | — | | — | |
| 1973 30 | 23 | 32 | 41.70 | LM | — | 8 | 36.093 | 114.677 | 0.3 | A | 82 | 6.27 | 0.60 | RWL | — | | — | | — | | 1.2 | RWL | — | | — | |
| 1973 31 | 4 | 22 | 7.97 | LM | — | 7 | 36.093 | 114.677 | 0.4 | B | 114 | 5.38 | 1.00 | RWL | — | | — | | — | | 0.7 | RWL | — | | — | |
| 1973 31 | 5 | 3 | 40.61 | LM | — | 8 | 36.094 | 114.680 | 0.2 | A | 81 | 5.77 | 0.40 | RWL | — | | — | | — | | 2.5 | RWL | — | | — | |
| 1973 31 | 5 | 5 | 19.92 | LM | — | 7 | 36.096 | 114.675 | 0.4 | B | 116 | 6.77 | 1.00 | RWL | — | | — | | — | | 0.5 | RWL | — | | — | |
| 1973 31 | 5 | 12 | 4.21 | LM | — | 8 | 36.097 | 114.674 | 0.5 | B | 110 | 5.48 | 1.40 | RWL | — | | — | | — | | 0.6 | RWL | — | | — | |
| 1973 31 | 5 | 30 | 37.50 | LM | — | 10 | 36.095 | 114.677 | 0.2 | A | 84 | 6.27 | 0.40 | RWL | — | | — | | — | | 1.4 | RWL | — | | — | |
| 1973 31 | 5 | 32 | 12.24 | LM | — | 7 | 36.093 | 114.676 | 0.3 | B | 118 | 6.04 | 0.70 | RWL | — | | — | | — | | 0.9 | RWL | — | | — | |
| 1973 31 | 5 | 32 | 29.55 | LM | — | 8 | 36.093 | 114.678 | 0.2 | A | 81 | 5.99 | 0.50 | RWL | — | | — | | — | | 1.7 | RWL | — | | — | |
| 1973 31 | 6 | 12 | 47.56 | LM | — | 7 | 36.090 | 114.676 | 0.2 | B | 115 | 5.44 | 0.60 | RWL | — | | — | | — | | 0.6 | RWL | — | | — | |
| 1973 31 | 6 | 24 | 8.05 | LM | — | 11 | 36.098 | 114.678 | 0.3 | A | 83 | 6.72 | 0.70 | RWL | — | | — | | — | | 1.7 | RWL | — | | — | |
| 1973 31 | 9 | 0 | 5.31 | LM | — | 6 | 36.094 | 114.677 | 0.1 | B | 114 | 5.92 | 0.20 | RWL | — | | — | | — | | 0.5 | RWL | — | | — | |
| 1973 31 | 9 | 7 | 16.49 | LM | — | 7 | 36.095 | 114.677 | 0.3 | B | 113 | 6.20 | 0.70 | RWL | — | | — | | — | | 0.9 | RWL | — | | — | |
| 1973 31 | 12 | 36 | 38.82 | LM | — | 8 | 36.093 | 114.680 | 0.4 | A | 81 | 5.91 | 0.80 | RWL | — | | — | | — | | 1.5 | RWL | — | | — | |
| 1973 31 | 13 | 38 | 16.63 | LM | — | 9 | 36.092 | 114.674 | 0.3 | A | 84 | 6.16 | 0.80 | RWL | — | | — | | — | | 1.8 | RWL | — | | — | |
| 1973 31 | 20 | 44 | 16.64 | LM | — | 8 | 36.092 | 114.676 | 0.2 | A | 82 | 6.12 | 0.50 | RWL | — | | — | | — | | 2.3 | RWL | — | | — | |
| 1973 31 | 22 | 45 | 30.68 | LM | — | 12 | 36.095 | 114.677 | 0.3 | A | 84 | 7.61 | 0.70 | RWL | — | | — | | — | | 0.9 | RWL | — | | — | |
| 1973 NOV 1 | 5 | 17 | 26.94 | LM | — | 11 | 36.089 | 114.674 | 0.4 | A | 81 | 6.40 | 1.00 | RWL | — | | — | | — | | 1.2 | RWL | — | | — | |
| 1973 1 | 5 | 35 | 21.10 | LM | — | 7 | 36.090 | 114.678 | 0.2 | B | 116 | 5.97 | 0.50 | RWL | — | | — | | — | | 0.2 | RWL | — | | — | |
| 1973 1 | 9 | 17 | 4.96 | LM | — | 12 | 36.094 | 114.672 | 0.4 | A | 87 | 7.83 | 1.00 | RWL | — | | — | | — | | 1.6 | RWL | — | | — | |
| 1973 2 | 3 | 6 | 7.54 | LM | — | 7 | 36.093 | 114.677 | 0.3 | A | 82 | 5.80 | 0.60 | RWL | — | | — | | — | | 1.5 | RWL | — | | — | |
| 1973 2 | 7 | 20 | 58.10 | LM | — | 8 | 36.094 | 114.679 | 0.3 | A | 82 | 6.18 | 0.60 | RWL | — | | — | | — | | 1.8 | RWL | — | | — | |
| 1973 2 | 8 | 53 | 51.90 | LM | — | 8 | 36.092 | 114.680 | 0.2 | A | 81 | 6.22 | 0.40 | RWL | — | | — | | — | | 2.1 | RWL | — | | — | |
| 1973 2 | 11 | 26 | 38.21 | LM | — | 5 | 36.093 | 114.675 | 0.4 | C | 113 | 6.64 | 0.80 | RWL | — | | — | | — | | 0.8 | RWL | — | | — | |
| 1973 3 | 15 | 49 | 28.97 | LM | — | 6 | 35.957 | 114.804 | 0.7 | C | 230 | 9.56 | 1.00 | RWL | — | | — | | — | | 1.8 | RWL | — | | — | |
| 1973 4 | 8 | 36 | 41.42 | LM | — | 6 | 36.090 | 114.676 | 0.2 | B | 114 | 6.14 | 0.50 | RWL | — | | — | | — | | 0.8 | RWL | — | | — | |
| 1973 5 | 2 | 50 | 22.20 | | 0.26 | 5 | 37.959 | 115.110 | — | | — | — | — | RYN | — | | — | | — | | 3.0 | RYN | — | | — | |
| 1973 5 | 10 | 3 | 17.80 | LM | — | 7 | 36.119 | 114.651 | 0.3 | B | 104 | 4.93 | 0.90 | RWL | — | | — | | — | | 2.5 | RWL | — | | — | |
| 1973 5 | 10 | 15 | 45.00 | LM | — | 6 | 36.118 | 114.652 | 0.3 | B | 103 | 3.98 | 1.00 | RWL | — | | — | | — | | 1.4 | RWL | — | | — | |
| 1973 5 | 19 | 39 | 5.12 | LM | — | 6 | 36.120 | 114.649 | 0.1 | B | 134 | 4.25 | 0.30 | RWL | — | | — | | — | | 1.6 | RWL | — | | — | |
| 1973 5 | 20 | 6 | 41.87 | LM | — | 7 | 36.117 | 114.651 | 0.3 | B | 102 | 4.00* | 0.80 | RWL | — | | — | | — | | 0.8 | RWL | — | | — | |
| 1973 5 | 20 | 9 | 11.53 | LM | — | 7 | 36.122 | 114.651 | 0.2 | B | 108 | 3.02 | 0.80 | RWL | — | | — | | — | | 2.4 | RWL | — | | — | |
| 1973 7 | 1 | 11 | 42.67 | LM | — | 5 | 36.040 | 114.775 | 1.0 | C | 136 | 9.93 | 2.60 | RWL | — | | — | | — | | 1.2 | RWL | — | | — | |
| 1973 7 | 7 | 13 | 30.33 | LM | — | 7 | 36.120 | 114.648 | 0.2 | B | 105 | 5.07 | 0.60 | RWL | — | | — | | — | | 2.2 | RWL | — | | — | |
| 1973 7 | 7 | 26 | 47.92 | LM | — | 7 | 36.116 | 114.650 | 0.3 | B | 101 | 4.65 | 0.70 | RWL | — | | — | | — | | 1.7 | RWL | — | | — | |
| 1973 7 | 7 | 27 | 25.38 | LM | — | 7 | 36.115 | 114.648 | 0.3 | B | 101 | 3.99 | 0.90 | RWL | — | | — | | — | | 1.5 | RWL | — | | — | |
| 1973 7 | 7 | 29 | 6.49 | LM | — | 7 | 36.118 | 114.648 | 0.2 | B | 102 | 4.58 | 0.40 | RWL | — | | — | | — | | 1.9 | RWL | — | | — | |
| 1973 7 | 13 | 11 | 43.21 | LM | — | 6 | 36.114 | 114.648 | 0.3 | B | 102 | 3.36 | 0.90 | RWL | — | | — | | — | | 1.2 | RWL | — | | — | |
| 1973 7 | 15 | 15 | 46.80 | LM | — | 6 | 36.004 | 114.838 | 1.3 | C | 234 | 11.06 | 1.90 | RWL | — | | — | | — | | 1.3 | RWL | — | | — | |
| 1973 8 | 18 | 58 | 51.13 | LM | — | 6 | 36.118 | 114.646 | 0.3 | B | 139 | 3.23 | 0.80 | RWL | — | | — | | — | | 1.2 | RWL | — | | — | |
| 1973 9 | 17 | 1 | 32.33 | LM | — | 7 | 36.094 | 114.676 | 0.3 | A | 84 | 5.98 | 0.60 | RWL | — | | — | | — | | 1.5 | RWL | — | | — | |
| 1973 9 | 20 | 27 | 33.73 | LM | — | 6 | 36.094 | 114.674 | 0.3 | B | 111 | 6.94 | 0.60 | RWL | — | | — | | — | | 1.3 | RWL | — | | — | |

SGB HISTORICAL HYPOCENTER SUMMARY 1868-1978

| DATE (UTC) | ORIGIN TIME HR MN SEC | HYPOCENTER FLAG | RMS | NO | LATITUDE | LONGITUDE | ERH | Q | GAP | DEPTH | ERZ | REF | INTENSITY I | REF | MAGNITUDE MS | REF | ML | REF | MD | REF | mb | REF | OTH | REF |
|---|---|---|---|---|---|---|---|---|---|---|---|---|---|---|---|---|---|---|---|---|---|---|---|---|
| 1973 NOV 10 | 16:45:38.88 | LM | — | 6 | 36.106 | 114.738 | 0.5 | B | 148 | 4.56 | 1.20 | RWL | — | | — | | — | | 1.7 | RWL | — | | — | |
| 1973 10 | 19:12:17.75 | LM | — | 7 | 36.108 | 114.651 | 0.3 | B | 100 | 6.59 | 0.50 | RWL | — | | — | | — | | 1.5 | RWL | — | | — | |
| 1973 11 | 19:12:37.78 | LM | — | 7 | 36.091 | 114.679 | 0.4 | A | 80 | 5.40 | 0.90 | RWL | — | | — | | — | | 1.8 | RWL | — | | — | |
| 1973 11 | 21:32:50.78 | LM | — | 6 | 36.092 | 114.677 | — | B | 114 | 5.77 | 0.10 | RWL | — | | — | | — | | 0.5 | RWL | — | | — | |
| 1973 11 | 21:39:38.82 | LM | — | 5 | 36.005 | 114.755 | 0.5 | C | 134 | 3.51 | 2.10 | RWL | — | | — | | — | | 0.9 | RWL | — | | — | |
| 1973 12 | 2:56:52.45 | LM | — | 5 | 36.007 | 114.750 | 0.2 | C | 136 | 2.47 | 1.10 | RWL | — | | — | | — | | 0.8 | RWL | — | | — | |
| 1973 13 | 0:47:15.92 | LM | — | 8 | 36.089 | 114.673 | 0.4 | A | 82 | 6.09 | 0.90 | RWL | — | | — | | — | | 0.8 | RWL | — | | — | |
| 1973 13 | 7: 4:13.29 | LM | — | 8 | 36.044 | 114.878 | 1.2 | C | 276 | 4.67 | 2.10 | RWL | — | | — | | — | | 1.5 | RWL | — | | — | |
| 1973 13 | 8:29:37.16 | LM | — | 7 | 35.985 | 114.770 | 0.8 | B | 137 | 7.48 | 1.60 | RWL | — | | — | | — | | 1.9 | RWL | — | | — | |
| 1973 13 | 20:38: 5.24 | LM | — | 8 | 35.960 | 114.810 | 0.8 | C | 232 | 8.32 | 1.30 | RWL | — | | — | | — | | 1.7 | RWL | — | | — | |
| 1973 14 | 12:50:30.99 | LM | — | 6 | 36.097 | 114.681 | 0.1 | B | 115 | 5.45 | 0.30 | RWL | — | | — | | — | | 1.1 | RWL | — | | — | |
| 1973 14 | 15:19:10.10 | | 0.30 | 4 | 37.993 | 116.042 | — | | — | — | — | RYN | — | | — | | — | | 3.0 | RYN | — | | — | |
| 1973 14 | 18:26:17.00 | LM | — | 8 | 36.094 | 114.679 | 0.3 | A | 82 | 6.12 | 0.60 | RWL | — | | — | | — | | 1.2 | RWL | — | | — | |
| 1973 14 | 22:20:16.18 | LM | — | 6 | 35.946 | 114.835 | 0.8 | C | 269 | 2.35 | 3.60 | RWL | — | | — | | — | | 1.4 | RWL | — | | — | |
| 1973 15 | 7:37:11.43 | LM | — | 7 | 36.117 | 114.651 | 0.3 | B | 101 | 3.84 | 0.90 | RWL | — | | — | | — | | 1.9 | RWL | — | | — | |
| 1973 15 | 15:31:34.86 | LM | — | 8 | 35.959 | 114.796 | 0.5 | C | 218 | 8.94 | 0.80 | RWL | — | | — | | — | | 1.5 | RWL | — | | — | |
| 1973 16 | 5:14:46.98 | LM | — | 9 | 35.978 | 114.785 | 0.2 | B | 169 | 6.52 | 0.40 | RWL | — | | — | | — | | 1.4 | RWL | — | | — | |
| 1973 16 | 18:58:12.16 | LM | — | 9 | 35.976 | 114.792 | 0.4 | C | 181 | 7.61 | 0.50 | RWL | — | | — | | — | | 1.6 | RWL | — | | — | |
| 1973 17 | 7:49: 0.18 | LM | — | 8 | 35.978 | 114.785 | 0.3 | B | 168 | 7.25 | 0.40 | RWL | — | | — | | — | | 1.0 | RWL | — | | — | |
| 1973 17 | 8: 7: 5.55 | LM | — | 8 | 35.986 | 114.762 | 0.5 | B | 123 | 6.87 | 1.10 | RWL | — | | — | | — | | 1.7 | RWL | — | | — | |
| 1973 17 | 14:43:34.91 | LM | — | 7 | 35.986 | 114.758 | 0.7 | B | 117 | 7.01 | 1.60 | RWL | — | | — | | — | | 1.4 | RWL | — | | — | |
| 1973 17 | 19:20:34.44 | LM | — | 7 | 35.977 | 114.794 | 0.1 | C | 183 | 7.76 | 0.10 | RWL | — | | — | | — | | 1.3 | RWL | — | | — | |
| 1973 17 | 19:39:24.95 | LM | — | 7 | 35.976 | 114.793 | 0.2 | C | 184 | 7.47 | 0.40 | RWL | — | | — | | — | | 1.5 | RWL | — | | — | |
| 1973 17 | 22:54:42.30 | LM | — | 6 | 35.984 | 114.787 | 2.3 | C | 164 | 5.00* | 6.10 | RWL | — | | — | | — | | 1.4 | RWL | — | | — | |
| 1973 19 | 1: 2:37.60 | LM | — | 9 | 35.975 | 114.792 | 0.5 | C | 183 | 8.65 | 0.80 | RWL | — | | — | | — | | 1.8 | RWL | — | | — | |
| 1973 19 | 2:21: 2.22 | LM | — | 9 | 35.959 | 114.990 | 1.3 | C | 315 | 6.73 | 3.00 | RWL | — | | — | | — | | 1.9 | RWL | — | | — | |
| 1973 20 | 8:20:16.31 | LM | — | 7 | 36.092 | 114.679 | 0.3 | A | 80 | 5.38 | 0.70 | RWL | — | | — | | — | | 2.0 | RWL | — | | — | |
| 1973 20 | 10: 5: 9.62 | LM | — | 7 | 36.092 | 114.675 | 0.3 | B | 160 | 6.33 | 0.30 | RWL | — | | — | | — | | 0.5 | RWL | — | | — | |
| 1973 20 | 10:46:30.46 | LM | — | 7 | 36.091 | 114.682 | 0.3 | B | 152 | 5.39 | 0.40 | RWL | — | | — | | — | | 0.4 | RWL | — | | — | |
| 1973 20 | 11:58:22.84 | LM | — | 10 | 36.094 | 114.673 | 0.4 | A | 87 | 6.52 | 1.00 | RWL | — | | — | | — | | 1.7 | RWL | — | | — | |
| 1973 20 | 23:22: 3.20 | LM | — | 8 | 36.093 | 114.676 | 0.2 | A | 83 | 5.69 | 0.50 | RWL | — | | — | | — | | 1.8 | RWL | — | | — | |
| 1973 20 | 23:58:13.32 | LM | — | 8 | 35.974 | 114.799 | 1.1 | C | 196 | 10.33 | 1.70 | RWL | — | | — | | — | | 1.9 | RWL | — | | — | |
| 1973 21 | 12:58: 3.65 | LM | — | 10 | 35.981 | 114.792 | 0.3 | B | 174 | 8.40 | 0.60 | RWL | — | | — | | — | | 1.8 | RWL | — | | — | |
| 1973 21 | 14:36:35.35 | LM | — | 12 | 36.098 | 114.675 | 0.3 | A | 85 | 8.12 | 0.80 | RWL | — | | — | | — | | 1.8 | RWL | — | | — | |
| 1973 21 | 14:42: 9.70 | LM | — | 8 | 35.980 | 114.792 | 1.4 | C | 176 | 8.31 | 2.40 | RWL | — | | — | | — | | 2.0 | RWL | — | | — | |
| 1973 22 | 5:46:20.73 | LM | — | 9 | 36.116 | 114.650 | 0.2 | B | 100 | 3.29 | 0.70 | RWL | — | | — | | — | | 1.6 | RWL | — | | — | |
| 1973 22 | 13:50:43.84 | LM | — | 10 | 36.115 | 114.652 | 0.3 | B | 100 | 4.37 | 0.90 | RWL | — | | — | | — | | 1.4 | RWL | — | | — | |
| 1973 23 | 15:47: 2.04 | LM | — | 10 | 35.979 | 114.793 | 0.3 | B | 178 | 8.36 | 0.60 | RWL | — | | — | | — | | 1.5 | RWL | — | | — | |
| 1973 24 | 1:32:57.75 | LM | — | 10 | 35.977 | 114.792 | 0.4 | C | 181 | 7.08 | 0.60 | RWL | — | | — | | — | | 1.2 | RWL | — | | — | |
| 1973 24 | 4:58:32.19 | LM | — | 8 | 36.115 | 114.649 | 0.2 | B | 101 | 4.69 | 0.50 | RWL | — | | — | | — | | 2.7 | RWL | — | | — | |
| 1973 24 | 9:29:55.48 | LM | — | 11 | 35.979 | 114.792 | 0.4 | B | 176 | 7.59 | 0.60 | RWL | — | | — | | — | | 1.4 | RWL | — | | — | |
| 1973 24 | 12: 1: 5.87 | LM | — | 11 | 36.093 | 114.673 | 0.3 | A | 86 | 7.85 | 0.80 | RWL | — | | — | | — | | 1.6 | RWL | — | | — | |
| 1973 24 | 21:20:34.61 | LM | — | 7 | 36.093 | 114.736 | 0.3 | B | 139 | 5.89 | 0.80 | RWL | — | | — | | — | | 1.0 | RWL | — | | — | |
| 1973 25 | 4:19: 5.37 | LM | — | 11 | 36.099 | 114.676 | 0.4 | A | 85 | 7.63 | 1.00 | RWL | — | | — | | — | | 1.7 | RWL | — | | — | |
| 1973 25 | 9:59:29.69 | LM | — | 9 | 36.081 | 114.766 | 0.9 | B | 165 | 7.95 | 1.40 | RWL | — | | — | | — | | 0.6 | RWL | — | | — | |
| 1973 25 | 22:32: 9.57 | LM | — | 7 | 36.012 | 114.611 | 0.3 | B | 156 | 3.72 | 1.20 | RWL | — | | — | | — | | 2.0 | RWL | — | | — | |
| 1973 26 | 3:50:26.63 | LM | — | 7 | 36.010 | 114.612 | 0.3 | B | 157 | 3.66 | 1.50 | RWL | — | | — | | — | | 2.0 | RWL | — | | — | |
| 1973 26 | 6:43:37.32 | LM | — | 7 | 35.970 | 114.795 | 0.6 | C | 198 | 9.64 | 1.10 | RWL | — | | — | | — | | 1.5 | RWL | — | | — | |

SGB HISTORICAL HYPOCENTER SUMMARY 1868-1978

| DATE (UTC) | ORIGIN TIME HR MN SEC | HYPOCENTER FLAG | RMS | NO | LATITUDE | LONGITUDE | ERH | Q | GAP | DEPTH | ERZ | REF | INTENSITY I | REF | MAGNITUDE MS | REF | ML | REF | MD | REF | mb | REF | OTH | REF |
|---|---|---|---|---|---|---|---|---|---|---|---|---|---|---|---|---|---|---|---|---|---|---|---|---|
| 1973 NOV 26 | 8:33: 4.90 | LM | — | 7 | 36.113 | 114.651 | 0.2 | B | 99 | 4.14 | 0.60 | RWL | — | | — | | — | | 2.2 | RWL | — | | — | |
| 1973 26 | 12:42:33.69 | LM | — | 7 | 36.113 | 114.649 | 0.2 | B | 101 | 3.91 | 0.50 | RWL | — | | — | | — | | 2.3 | RWL | — | | — | |
| 1973 26 | 13:42:41.27 | LM | — | 10 | 35.980 | 114.754 | 0.6 | B | 116 | 6.53 | 1.90 | RWL | — | | — | | — | | 1.5 | RWL | — | | — | |
| 1973 27 | 18:47:19.50 | LM | — | 4 | 36.089 | 114.677 | — | C | 153 | 5.00* | — | RWL | — | | — | | — | | 1.9 | RWL | — | | — | |
| 1973 27 | 19:47: 4.55 | LM | — | 6 | 36.089 | 114.766 | 1.6 | C | 252 | 8.63 | 1.80 | RWL | — | | — | | — | | 0.9 | RWL | — | | — | |
| 1973 28 | 1:44:19.99 | LM | — | 4 | 36.111 | 114.651 | — | C | 194 | 3.54 | — | RWL | — | | — | | — | | 1.8 | RWL | — | | — | |
| 1973 28 | 1:55:49.38 | LM | — | 5 | 36.113 | 114.654 | 0.4 | C | 195 | 4.02 | 0.90 | RWL | — | | — | | — | | 1.6 | RWL | — | | — | |
| 1973 28 | 5:12:38.39 | LM | — | 6 | 36.101 | 114.731 | 0.3 | C | 199 | 7.46 | 0.20 | RWL | — | | — | | — | | 1.3 | RWL | — | | — | |
| 1973 28 | 6:24:26.69 | LM | — | 4 | 36.110 | 114.653 | — | C | 193 | 3.06 | — | RWL | — | | — | | — | | 2.7 | RWL | — | | — | |
| 1973 28 | 7:15:34.36 | LM | — | 4 | 36.110 | 114.654 | — | C | 192 | 3.89 | — | RWL | — | | — | | — | | 2.2 | RWL | — | | — | |
| 1973 28 | 9:46:32.11 | LM | — | 6 | 36.109 | 114.652 | 1.2 | C | 192 | 6.01 | 1.90 | RWL | — | | — | | — | | 1.6 | RWL | — | | — | |
| 1973 28 | 10: 2: 3.93 | LM | — | 4 | 36.110 | 114.655 | — | C | 192 | 4.36 | — | RWL | — | | — | | — | | 2.2 | RWL | — | | — | |
| 1973 28 | 10:40:40.41 | LM | — | 7 | 36.084 | 114.758 | 1.0 | C | 243 | 9.04 | 0.80 | RWL | — | | — | | — | | 0.8 | RWL | — | | — | |
| 1973 28 | 10:44:16.69 | LM | — | 7 | 36.078 | 114.769 | 1.6 | C | 257 | 8.36 | 1.20 | RWL | — | | — | | — | | 1.1 | RWL | — | | — | |
| 1973 28 | 17:37: 4.49 | LM | — | 5 | 36.117 | 114.654 | 0.5 | C | 200 | 4.28 | 1.00 | RWL | — | | — | | — | | 1.2 | RWL | — | | — | |
| 1973 29 | 6:12:46.32 | LM | — | 4 | 36.108 | 114.653 | — | C | 191 | 3.09 | — | RWL | — | | — | | — | | 2.7 | RWL | — | | — | |
| 1973 29 | 6:13:36.50 | LM | — | 4 | 36.111 | 114.649 | — | C | 195 | 1.26 | — | RWL | — | | — | | — | | 2.4 | RWL | — | | — | |
| 1973 29 | 6:14:28.04 | LM | — | 5 | 36.114 | 114.650 | 0.3 | C | 199 | 3.73 | 0.70 | RWL | — | | — | | — | | 1.3 | RWL | — | | — | |
| 1973 29 | 6:18:31.32 | LM | — | 5 | 36.107 | 114.652 | 0.2 | C | 191 | 3.37 | 0.50 | RWL | — | | — | | — | | 1.3 | RWL | — | | — | |
| 1973 29 | 6:21:46.57 | LM | — | 5 | 36.110 | 114.651 | 0.6 | C | 194 | 4.99 | 1.30 | RWL | — | | — | | — | | 1.6 | RWL | — | | — | |
| 1973 29 | 6:23: 3.29 | LM | — | 5 | 36.110 | 114.654 | 0.3 | C | 192 | 3.12 | 0.60 | RWL | — | | — | | — | | 1.7 | RWL | — | | — | |
| 1973 29 | 7:23:39.03 | LM | — | 5 | 36.112 | 114.649 | 0.5 | C | 197 | 4.76 | 1.10 | RWL | — | | — | | — | | 1.2 | RWL | — | | — | |
| 1973 29 | 8: 7:47.74 | LM | — | 4 | 36.110 | 114.653 | — | C | 193 | 3.06 | — | RWL | — | | — | | — | | 1.5 | RWL | — | | — | |
| 1973 29 | 23:30:27.06 | LM | — | 6 | 36.087 | 114.758 | 1.3 | C | 243 | 9.51 | 1.20 | RWL | — | | — | | — | | 1.2 | RWL | — | | — | |
| 1973 30 | 6:19:28.11 | LM | — | 6 | 36.121 | 114.651 | 0.6 | C | 206 | 4.09 | 1.00 | RWL | — | | — | | — | | 1.1 | RWL | — | | — | |
| 1973 30 | 6:55:16.49 | LM | — | 4 | 36.111 | 114.651 | — | C | 194 | 3.54 | — | RWL | — | | — | | — | | 1.9 | RWL | — | | — | |
| 1973 DEC 1 | 3:38:24.01 | LM | — | 4 | 36.110 | 114.654 | — | C | 192 | 3.89 | — | RWL | — | | — | | — | | 1.8 | RWL | — | | — | |
| 1973 1 | 5: 4:17.90 | LM | — | 4 | 36.106 | 114.652 | — | C | 189 | 3.11 | — | RWL | — | | — | | — | | 2.3 | RWL | — | | — | |
| 1973 1 | 8:50:37.12 | LM | — | 5 | 36.110 | 114.649 | 0.4 | C | 194 | 4.59 | 0.90 | RWL | — | | — | | — | | 1.1 | RWL | — | | — | |
| 1973 1 | 8:52:43.28 | LM | — | 4 | 36.109 | 114.651 | — | C | 192 | 4.34 | — | RWL | — | | — | | — | | 1.5 | RWL | — | | — | |
| 1973 1 | 11: 6:49.17 | LM | — | 4 | 36.106 | 114.653 | — | C | 189 | 3.83 | — | RWL | — | | — | | — | | 1.3 | RWL | — | | — | |
| 1973 2 | 7:37:13.23 | LM | — | 7 | 36.070 | 114.759 | 1.8 | C | 251 | 11.50 | 1.40 | RWL | — | | — | | — | | 1.1 | RWL | — | | — | |
| 1973 3 | 18: 8:31.98 | LM | — | 6 | 36.090 | 114.741 | 1.3 | C | 218 | 7.85 | 0.80 | RWL | — | | — | | — | | 1.3 | RWL | — | | — | |
| 1973 3 | 20:33:16.43 | LM | — | 4 | 36.108 | 114.654 | — | C | 190 | 3.89 | — | RWL | — | | — | | — | | 1.8 | RWL | — | | — | |
| 1973 4 | 0:26:27.38 | LM | — | 6 | 36.090 | 114.742 | 1.2 | C | 220 | 8.12 | 0.80 | RWL | — | | — | | — | | 1.1 | RWL | — | | — | |
| 1973 4 | 15:48:41.38 | LM | — | 5 | 36.095 | 114.733 | 1.9 | C | 205 | 8.41 | 2.10 | RWL | — | | — | | — | | 1.8 | RWL | — | | — | |
| 1973 4 | 17:30:23.14 | LM | — | 5 | 36.114 | 114.650 | 0.2 | C | 199 | 3.69 | 0.70 | RWL | — | | — | | — | | 1.0 | RWL | — | | — | |
| 1973 4 | 17:35: 1.48 | LM | — | 7 | 36.084 | 114.767 | 1.3 | C | 254 | 10.20 | 0.90 | RWL | — | | — | | — | | 0.9 | RWL | — | | — | |
| 1973 5 | 5:47:20.42 | LM | — | 6 | 36.090 | 114.682 | 0.2 | B | 150 | 6.74 | 0.20 | RWL | — | | — | | — | | 0.9 | RWL | — | | — | |
| 1973 5 | 15:25:39.17 | LM | — | 4 | 36.085 | 114.748 | — | C | 231 | 9.06 | — | RWL | — | | — | | — | | 2.0 | RWL | — | | — | |
| 1973 6 | 15:54:51.83 | | — | — | 35.702 | 117.471 | — | B | — | 8.00* | — | PAS | — | | 1.1 | BRP | 2.4 | PAS | — | | — | | — | |
| 1973 7 | 8:11:16.78 | | — | — | 36.369 | 117.857 | — | B | — | 8.00* | — | PAS | — | | 1.2 | BRP | 2.5 | PAS | — | | — | | — | |
| 1973 11 | 5:49:27.31 | | — | — | 36.009 | 117.717 | — | B | — | 8.00* | — | PAS | — | | 1.8 | BRP | 3.0 | PAS | — | | — | | — | |
| 1973 12 | 19: 0: 0.50 | SIZ | — | — | 36.900 | 116.000 | — | A | — | 5.00* | — | BRP | 5 | BRP | 4.0 | BRP | 4.4 | PDX | — | | 4.5 | PDX | — | |
| 1973 19 | 6:10:14.30 | | 0.54 | 6 | 38.251 | 117.015 | — | | — | — | — | RYN | — | | — | | — | | 2.9 | RYN | — | | — | |
| 1973 19 | 6:59:31.10 | | 0.60 | 5 | 38.222 | 117.018 | — | | — | — | — | RYN | — | | — | | — | | — | | — | | — | |
| 1973 19 | 19:16: 1.40 | SIZ | 0.35 | 6 | 37.013 | 116.032 | — | | — | — | — | RYN | — | | — | | — | | 3.2 | RYN | — | | — | |
| 1973 26 | 6:18:16.60 | LM | — | — | 36.100 | 114.600 | — | A | — | 5.00* | — | BRP | — | | — | | 3.1 | PDX | — | | — | | — | |

SGB HISTORICAL HYPOCENTER SUMMARY 1868-1978

| DATE (UTC) | ORIGIN TIME HR MN SEC | HYPOCENTER FLAG | RMS | NO | LATITUDE | LONGITUDE | ERH | Q | GAP | DEPTH | ERZ | REF | INTENSITY I | REF | MAGNITUDE MS | REF | ML | REF | MD | REF | mb | REF | OTH | REF |
|---|---|---|---|---|---|---|---|---|---|---|---|---|---|---|---|---|---|---|---|---|---|---|---|---|
| 1974 JAN 25 | 22:42:19.10 | | 0.50 | 7 | 37.436 | 117.323 | — | | — | — | — | RYN | — | | — | | — | | — | | — | | — | |
| 1974 FEB 4 | 7:47: 1.70 | | 0.72 | 5 | 38.096 | 117.068 | — | | — | — | — | RYN | — | | — | | — | | 2.4 | RYN | — | | — | |
| 1974 21 | 6:20:11.33 | | — | — | 35.827 | 117.642 | — | B | — | 4.83 | — | PAS | — | | 1.2 | BRP | 2.5 | PAS | — | | — | | — | |
| 1974 24 | 2:52:49.39 | | — | — | 35.925 | 117.684 | — | B | — | 8.00* | — | PAS | — | | 1.3 | BRP | 2.6 | PAS | — | | — | | — | |
| 1974 28 | 2:56: 0.00 | CSNL | — | — | 37.100 | 116.050 | — | | — | — | — | ISC | — | | — | | — | | — | | — | | 3.7 | ISC |
| 1974 MAR 12 | 16:53: 8.19 | | — | — | 36.934 | 116.608 | — | D | — | 11.10 | — | PAS | — | | — | | 3.0 | PAS | — | | — | | — | |
| 1974 16 | 17:52:45.55 | | — | — | 35.815 | 117.694 | — | B | — | 4.58 | — | PAS | — | | 1.5 | BRP | 2.7 | PAS | — | | — | | — | |
| 1974 20 | 10:39:57.70 | | — | — | 37.034 | 116.677 | — | D | — | 24.90 | — | PAS | — | | — | | 3.0 | PAS | — | | — | | — | |
| 1974 APR 5 | 0:27:31.80 | | 0.25 | 5 | 37.688 | 114.837 | — | | — | — | — | RYN | — | | — | | — | | 3.8 | RYN | — | | — | |
| 1974 11 | 20:28:47.50 | | 0.15 | 7 | 37.880 | 117.793 | — | | — | — | — | RYN | — | | — | | — | | 2.3 | RYN | — | | — | |
| 1974 15 | 11:29:43.68 | | — | — | 38.146 | 117.974 | — | D | — | 8.00* | — | PAS | — | | — | | 3.1 | PAS | — | | — | | — | |
| 1974 23 | 15:13: 0.11 | SIZ | — | — | 37.006 | 116.221 | — | | — | 8.00* | — | GDY | — | | — | | 3.6 | PAS | — | | — | | 3.4 | GDY |
| 1974 MAY 13 | 8:46:19.44 | | — | — | 36.851 | 117.820 | — | | — | 8.00* | — | GDY | — | | — | | 2.3 | PAS | — | | — | | 2.3 | GDY |
| 1974 13 | 8:46:21.00 | | 0.42 | 5 | 38.399 | 115.779 | — | | — | — | — | RYN | — | | — | | — | | — | | — | | — | |
| 1974 13 | 10:11:48.60 | | — | — | 38.400 | 116.830 | — | | — | 6.00* | — | ISC | — | | — | | 2.4 | ISC | — | | — | | — | |
| 1974 13 | 15:37:15.10 | | 0.10 | 6 | 38.337 | 117.161 | — | | — | — | — | RYN | — | | — | | — | | — | | — | | — | |
| 1974 19 | 20: 3: 4.48 | | — | — | 35.896 | 117.725 | — | B | — | 0.88 | — | PAS | 1 | BRP | 2.0 | BRP | 3.1 | PAS | — | | — | | — | |
| 1974 19 | 21:54:43.86 | | — | — | 35.868 | 117.756 | — | B | — | 3.61 | — | PAS | — | | 0.8 | BRP | 2.2 | PAS | — | | — | | — | |
| 1974 19 | 21:58: 2.57 | | — | — | 35.897 | 117.745 | — | B | — | 3.81 | — | PAS | — | | 0.5 | BRP | 2.0 | PAS | — | | — | | — | |
| 1974 19 | 22: 9:14.89 | | — | — | 35.897 | 117.726 | — | B | — | 2.91 | — | PAS | — | | 0.8 | BRP | 2.2 | PAS | — | | — | | — | |
| 1974 19 | 22:58:57.85 | | — | — | 35.922 | 117.748 | — | B | — | 0.64 | — | PAS | — | | 0.7 | BRP | 2.1 | PAS | — | | — | | — | |
| 1974 19 | 23:43:37.59 | | — | — | 35.902 | 117.740 | — | B | — | 4.34 | — | PAS | — | | 0.8 | BRP | 2.2 | PAS | — | | — | | — | |
| 1974 20 | 0:16: 1.49 | | — | — | 35.904 | 117.714 | — | B | — | 4.42 | — | PAS | — | | 1.8 | BRP | 3.0 | PAS | — | | — | | — | |
| 1974 20 | 0:27:17.07 | | — | — | 35.899 | 117.745 | — | B | — | 3.64 | — | PAS | — | | 0.8 | BRP | 2.2 | PAS | — | | — | | — | |
| 1974 20 | 3:27:55.01 | | — | — | 35.885 | 117.735 | — | B | — | 2.31 | — | PAS | — | | 0.7 | BRP | 2.1 | PAS | — | | — | | — | |
| 1974 20 | 6: 3:20.04 | | — | — | 35.898 | 117.742 | — | B | — | 3.54 | — | PAS | — | | 0.8 | BRP | 2.2 | PAS | — | | — | | — | |
| 1974 20 | 6:25: 5.94 | | — | — | 35.895 | 117.756 | — | B | — | 8.00* | — | PAS | — | | 1.2 | BRP | 2.5 | PAS | — | | — | | — | |
| 1974 20 | 21:50:18.37 | | — | — | 35.867 | 117.760 | — | B | — | 4.06 | — | PAS | — | | 1.3 | BRP | 2.6 | PAS | — | | — | | — | |
| 1974 22 | 14:15: 1.29 | SIZ | — | — | 37.072 | 116.091 | — | | — | 8.00* | — | GDY | 5 | BRP | 4.0 | BRP | 4.3 | PDX | — | | 4.4 | PDX | 4.4 | GDY |
| 1974 23 | 16:41:52.01 | | — | — | 35.602 | 117.068 | — | B | — | 3.78 | — | PAS | — | | 1.2 | BRP | 2.5 | PAS | — | | — | | — | |
| 1974 26 | 16:33:13.07 | | — | — | 36.400 | 117.908 | — | C | — | 3.14 | — | PAS | — | | 0.5 | BRP | 2.0 | PAS | — | | — | | — | |
| 1974 29 | 18:10:40.76 | SIZ | — | — | 36.835 | 115.897 | — | | — | 8.00* | — | GDY | — | | — | | 3.9 | PAS | — | | — | | 4.0 | GDY |
| 1974 29 | 19:23:31.36 | SIZ | — | — | 36.972 | 115.836 | — | | — | 8.00* | — | GDY | 3 | PDX | — | | 3.8 | PAS | — | | — | | 4.0 | GDY |
| 1974 31 | 3:43:22.26 | | — | — | 35.837 | 117.516 | — | B | — | 8.95 | — | PAS | 1 | BRP | — | | 3.1 | PAS | — | | — | | — | |
| 1974 JUN 1 | 4:36:18.60 | SIZ | 0.47 | 6 | 36.730 | 116.041 | — | | — | — | — | RYN | — | | — | | — | | — | | — | | — | |
| 1974 6 | 14:40: 0.00 | SIZ | — | — | 37.000 | 116.000 | — | A | — | 2.00* | — | BRP | 5 | BRP | 4.0 | BRP | — | | — | | 4.4 | PDX | — | |
| 1974 11 | 4:55: 7.41 | | — | — | 35.637 | 115.683 | — | | — | 8.00* | — | GDY | 1 | BRP | — | | 3.8 | PAS | — | | — | | 3.8 | GDY |
| 1974 11 | 12:40:45.10 | | 0.60 | 8 | 37.902 | 115.514 | — | | — | — | — | RYN | 5 | BRP | 4.0 | BRP | — | | 4.6 | RYN | 4.4 | PDX | 4.4 | GDY |
| 1974 11 | 12:41: 4.70 | | — | 6 | 38.130 | 117.190 | — | | — | — | — | BRK | — | | — | | 3.5 | BRK | — | | — | | — | |
| 1974 11 | 12:53: 8.15 | | — | — | 37.595 | 115.296 | — | | — | 8.00* | — | GDY | 4 | BRP | 3.0 | BRP | — | | — | | 3.9 | PDX | 3.9 | GDY |
| 1974 JUL 5 | 11:28: 0.00 | | — | — | 36.170 | 116.830 | — | | — | — | — | RYN | — | | — | | — | | 3.3 | RYN | — | | — | |
| 1974 5 | 13:10:32.79 | | — | — | 35.937 | 117.088 | — | | — | 8.00* | — | GDY | 1 | BRP | 2.2 | BRP | 3.3 | PAS | — | | — | | 3.3 | GDY |
| 1974 7 | 7:22:52.66 | | — | — | 35.909 | 117.827 | — | | — | 8.00* | — | GDY | 1 | BRP | — | | 3.4 | PAS | — | | — | | 3.4 | GDY |
| 1974 7 | 7:44:13.22 | | — | — | 35.780 | 117.700 | — | B | — | 8.00* | — | PAS | — | | 0.9 | BRP | 2.3 | PAS | — | | — | | — | |
| 1974 8 | 17:26:45.71 | | — | — | 35.760 | 117.706 | — | B | — | 3.16 | — | PAS | — | | 1.7 | BRP | 2.9 | PAS | — | | — | | — | |
| 1974 10 | 21: 9:45.30 | CSNL | — | 10 | 37.276 | 116.354 | — | | — | — | — | ISC | — | | — | | — | | — | | — | | — | |
| 1974 15 | 6: 6:18.78 | | — | — | 35.957 | 117.982 | — | B | — | 4.31 | — | PAS | — | | 1.5 | BRP | 2.7 | PAS | — | | — | | — | |
| 1974 18 | 14: 0: 1.30 | SIZ | — | — | 37.100 | 116.100 | — | A | — | 5.00* | — | BRP | 5 | BRP | 4.0 | BRP | 4.2 | PDX | — | | 4.1 | PDX | — | |

| DATE (UTC) | ORIGIN TIME HR MN SEC | HYPOCENTER FLAG | RMS | NO | LATITUDE | LONGITUDE | ERH | Q | GAP | DEPTH | ERZ | REF | INTENSITY I | REF | MAGNITUDE MS | REF | ML | REF | MD | REF | mb | REF | OTH | REF |
|---|---|---|---|---|---|---|---|---|---|---|---|---|---|---|---|---|---|---|---|---|---|---|---|---|
| 1974 JUL 22 | 23:51:55.85 | | — | — | 35.769 | 117.665 | — | B | — | 5.24 | — | PAS | — | | 1.8 | BRP | 3.0 | PAS | — | | — | | — | |
| 1974 23 | 0: 2:12.44 | | — | — | 35.819 | 117.571 | — | C | — | 11.10 | — | PAS | — | | 1.5 | BRP | 2.7 | PAS | — | | — | | — | |
| 1974 29 | 3: 8: 2.40 | | 0.10 | 6 | 37.747 | 115.969 | — | | — | — | — | RYN | — | | — | | — | | 2.4 | RYN | — | | — | |
| 1974 29 | 17:54:40.70 | | 0.39 | 8 | 38.028 | 116.132 | — | | — | — | — | RYN | — | | — | | — | | 3.0 | RYN | — | | — | |
| 1974 31 | 7:31:27.45 | | — | — | 35.695 | 117.691 | — | | — | 8.00* | — | GDY | 1 | BRP | — | | 3.3 | PAS | — | | — | | 4.0 | GDY |
| 1974 AUG 3 | 1:51:26.19 | | — | — | 35.739 | 117.701 | — | B | — | 0.59 | — | PAS | — | | 1.6 | BRP | 2.8 | PAS | — | | — | | — | |
| 1974 9 | 5: 1:49.80 | | 0.44 | 6 | 38.193 | 117.840 | — | | — | — | — | RYN | — | | — | | — | | 2.7 | RYN | — | | — | |
| 1974 21 | 16:57:46.70 | | 0.86 | 9 | 38.482 | 117.820 | — | | — | — | — | RYN | — | | — | | — | | 3.3 | RYN | — | | — | |
| 1974 25 | 10:10:59.53 | | — | — | 35.855 | 117.662 | — | | — | 8.00* | — | GDY | 1 | BRP | 2.9 | BRP | 3.8 | PAS | — | | 4.1 | PDX | 4.1 | GDY |
| 1974 25 | 12:21:58.45 | | — | — | 35.876 | 117.691 | — | | — | 8.00* | — | GDY | 1 | BRP | — | | 3.6 | PAS | — | | — | | 3.7 | GDY |
| 1974 26 | 8: 5:41.70 | | 0.76 | 6 | 37.325 | 115.199 | — | | — | — | — | RYN | — | | — | | — | | 3.6 | RYN | — | | — | |
| 1974 29 | 17:15:59.50 | | — | — | 35.776 | 117.726 | — | B | — | 3.98 | — | PAS | — | | 1.6 | BRP | 2.8 | PAS | — | | — | | — | |
| 1974 SEP 13 | 16:29:28.67 | | — | — | 35.902 | 117.248 | — | C | — | 9.38 | — | PAS | 1 | BRP | 2.1 | BRP | 3.2 | PAS | — | | — | | — | |
| 1974 17 | 1:28:37.27 | | — | — | 36.120 | 117.731 | — | C | — | 1.73 | — | PAS | — | | 1.5 | BRP | 2.7 | PAS | — | | — | | — | |
| 1974 21 | 20:16:17.79 | | — | — | 35.818 | 117.712 | — | C | — | 16.10 | — | PAS | — | | 0.8 | BRP | 2.2 | PAS | — | | — | | — | |
| 1974 25 | 14: 0: 0.30 | SIZ | — | — | 37.000 | 116.000 | — | A | — | 5.00* | — | BRP | 5 | BRP | 4.0 | BRP | — | | — | | 4.4 | PDX | — | |
| 1974 25 | 15: 2:35.90 | CSNL | — | 6 | 37.023 | 116.970 | — | | — | — | — | ISC | — | | — | | — | | — | | — | | — | |
| 1974 27 | 3:10:35.70 | | — | — | 35.885 | 117.683 | — | B | — | 8.00* | — | PAS | — | | 1.3 | BRP | 2.6 | PAS | — | | — | | — | |
| 1974 OCT 4 | 17:43:10.27 | | — | — | 35.908 | 117.243 | — | B | — | 1.59 | — | PAS | — | | 1.8 | BRP | 3.0 | PAS | — | | — | | — | |
| 1974 5 | 12:15:54.59 | | — | — | 35.951 | 117.790 | — | B | — | 8.00* | — | PAS | — | | 0.9 | BRP | 2.3 | PAS | — | | — | | — | |
| 1974 24 | 3:54:53.21 | | — | — | 35.920 | 117.239 | — | B | — | 4.56 | — | PAS | — | | 1.6 | BRP | 2.8 | PAS | — | | — | | — | |
| 1974 NOV 14 | 16:20:41.15 | | — | — | 37.735 | 117.994 | — | D | — | 8.00* | — | PAS | — | | — | | 4.0 | PAS | — | | — | | — | |
| 1974 18 | 6:43:51.96 | | — | — | 35.684 | 117.576 | — | B | — | 7.11 | — | PAS | 2 | BRP | — | | 3.2 | PAS | — | | — | | — | |
| 1974 18 | 14:27:54.18 | | — | — | 37.672 | 117.800 | — | D | — | 8.00* | — | PAS | — | | — | | 3.2 | PAS | — | | — | | — | |
| 1974 DEC 7 | 10: 8:30.66 | | — | — | 37.138 | 117.839 | — | | — | 8.00* | — | GDY | 1 | BRP | 2.4 | BRP | 4.0 | BRK | — | | — | | 3.4 | PAS |
| 1974 9 | 4:58: 1.30 | | 0.26 | 6 | 37.302 | 117.865 | — | | — | — | — | RYN | — | | — | | — | | 3.2 | RYN | — | | — | |
| 1974 14 | 22:40: 6.96 | | — | — | 36.580 | 116.634 | — | D | — | 0.50 | — | PAS | — | | 0.8 | BRP | 2.2 | PAS | — | | — | | — | |
| 1974 16 | 17:30: 0.50 | SIZ | — | — | 36.900 | 116.000 | — | A | — | 5.00* | — | BRP | 5 | BRP | 4.0 | BRP | — | | — | | 4.3 | PDX | — | |
| 1974 27 | 4:49:45.95 | SIZ | — | — | 36.971 | 116.155 | — | D | — | 8.00* | — | PAS | — | | — | | 3.4 | PAS | — | | — | | — | |
| 1975 JAN 1 | 45:54:47.20 | | 0.09 | 15 | 38.284 | 117.840 | — | C | — | 3.59 | — | RYN | — | | — | | — | | 2.9 | RYN | — | | — | |
| 1975 2 | 18:40:15.10 | | 0.05 | 7 | 38.285 | 117.868 | — | C | — | 7.27 | — | RYN | — | | — | | — | | 1.7 | RYN | — | | — | |
| 1975 4 | 5:28:32.83 | | — | 8 | 35.818 | 117.727 | — | C | — | 8.00* | — | PAS | — | | — | | 2.4 | PAS | — | | — | | — | |
| 1975 9 | 12:15:40.36 | | — | 5 | 36.798 | 116.256 | — | C | — | 5.92 | — | PAS | — | | — | | 2.9 | PAS | — | | — | | — | |
| 1975 14 | 3:36:29.49 | | — | 8 | 35.963 | 117.233 | — | C | — | 4.64 | — | PAS | — | | — | | 2.4 | PAS | — | | — | | — | |
| 1975 14 | 10:59: 3.70 | | 0.35 | 7 | 37.351 | 117.673 | — | | — | — | — | RYN | — | | — | | — | | 2.4 | RYN | — | | — | |
| 1975 14 | 21:54:48.50 | | 0.29 | 13 | 37.343 | 117.650 | — | | — | — | — | RYN | — | | — | | — | | 2.8 | RYN | — | | — | |
| 1975 15 | 20:42:58.40 | | 0.22 | 10 | 37.339 | 117.648 | — | | — | — | — | RYN | — | | — | | — | | 2.6 | RYN | — | | — | |
| 1975 FEB 4 | 4:58:38.70 | | 0.20 | 13 | 37.614 | 117.671 | — | D | — | 4.59 | — | RYN | — | | — | | — | | 2.5 | RYN | — | | — | |
| 1975 6 | 15:30: 2.60 | | 1.54 | 4 | 37.259 | 115.909 | — | | — | — | — | RYN | — | | — | | 3.5 | PAS | — | | — | | — | |
| 1975 6 | 16:13: 1.60 | SIZ | — | 26 | 37.052 | 116.001 | — | | — | 16.00* | — | ISC | — | | — | | — | | — | | — | | — | |
| 1975 7 | 13: 0: 1.30 | | 0.24 | 17 | 38.485 | 117.843 | — | C | — | 8.90 | — | RYN | — | | — | | — | | 2.2 | RYN | — | | — | |
| 1975 8 | 11:46:40.98 | | — | 10 | 36.509 | 117.382 | — | B | — | 5.28 | — | PAS | — | | — | | 2.7 | PAS | — | | — | | — | |
| 1975 25 | 11:13:22.40 | | — | — | 37.100 | 117.900 | — | | — | — | — | RYN | 5 | BRP | 4.0 | BRP | 4.2 | BRK | 4.0 | RYN | 4.1 | PDX | 3.8 | PAS |
| 1975 27 | 23:38: 6.53 | | — | 10 | 35.835 | 117.760 | — | B | — | 0.04 | — | PAS | — | | — | | 2.4 | PAS | — | | — | | — | |
| 1975 MAR 4 | 12: 6:18.23 | | — | 9 | 35.842 | 116.751 | — | C | — | 8.00* | — | PAS | 4 | BRP | 3.6 | BRP | 3.6 | PAS | — | | — | | — | |
| 1975 4 | 18:25:42.70 | | 0.09 | 8 | 38.462 | 116.189 | — | | — | — | — | RYN | — | | — | | — | | 2.8 | RYN | — | | — | |
| 1975 21 | 9:33:25.40 | | 0.08 | 6 | 38.203 | 117.807 | — | D | — | 0.74 | — | RYN | — | | — | | — | | 1.6 | RYN | — | | — | |
| 1975 26 | 4:29:53.52 | | — | 15 | 36.237 | 115.764 | — | C | — | 11.40 | — | PAS | — | | — | | 3.6 | PAS | — | | — | | — | |

SGB HISTORICAL HYPOCENTER SUMMARY 1868-1978

| DATE (UTC) | ORIGIN TIME HR MN SEC | HYPOCENTER FLAG | RMS | NO | LATITUDE | LONGITUDE | ERH | Q | GAP | DEPTH | ERZ | REF | INTENSITY I | REF | MAGNITUDE MS | REF | ML | REF | MD | REF | mb | REF | OTH | REF |
|---|---|---|---|---|---|---|---|---|---|---|---|---|---|---|---|---|---|---|---|---|---|---|---|---|
| 1975 MAR 26 | 4:30:54.70 | | — | — | 36.100 | 115.700 | — | | — | — | — | RYN | 4 | BRP | 3.4 | BRP | — | | 3.4 | RYN | — | | — | |
| 1975 28 | 21: 0: 9.66 | | — | 11 | 36.130 | 117.852 | — | B | — | 8.00* | — | PAS | — | | — | | 3.0 | PAS | — | | — | | — | |
| 1975 APR 5 | 10:11:34.30 | | 0.11 | 16 | 38.281 | 117.926 | — | C | — | 9.23 | — | RYN | — | | — | | — | | 2.7 | RYN | — | | — | |
| 1975 6 | 8:53:18.40 | | 0.15 | 17 | 38.284 | 117.914 | — | C | — | 9.44 | — | RYN | — | | — | | — | | 2.0 | RYN | — | | — | |
| 1975 13 | 18:30:25.20 | | 0.51 | 6 | 38.479 | 116.180 | — | | — | — | — | RYN | — | | — | | — | | 2.9 | RYN | — | | — | |
| 1975 18 | 17:46:57.55 | | — | 6 | 36.118 | 117.802 | — | C | — | 6.64 | — | PAS | — | | — | | 2.5 | PAS | — | | — | | — | |
| 1975 MAY 4 | 0:14:18.25 | | — | 12 | 36.201 | 117.927 | — | B | — | 4.23 | — | PAS | — | | — | | 2.8 | PAS | — | | — | | — | |
| 1975 6 | 19:36:52.60 | | 0.12 | 14 | 38.112 | 117.446 | — | D | — | 2.47 | — | RYN | — | | — | | — | | 2.3 | RYN | — | | — | |
| 1975 15 | 12: 2:20.93 | SIZ | — | 8 | 37.238 | 116.328 | — | B | — | 11.50 | — | PAS | — | | — | | 3.3 | PAS | — | | — | | — | |
| 1975 19 | 6:36: 6.20 | | 0.08 | 11 | 37.715 | 117.804 | — | D | — | 1.60 | — | RYN | — | | — | | — | | 2.3 | RYN | — | | — | |
| 1975 JUN 11 | 0:14:42.60 | | — | 19 | 35.678 | 117.565 | — | B | — | 8.39 | — | PAS | — | | — | | 2.9 | PAS | — | | — | | — | |
| 1975 14 | 16:54:29.54 | | — | 9 | 36.128 | 117.835 | — | B | — | 6.05 | — | PAS | — | | — | | 2.2 | PAS | — | | — | | — | |
| 1975 20 | 2:22:29.67 | | — | 7 | 37.826 | 115.446 | — | C | — | 1.92 | — | PAS | — | | — | | 4.2 | PAS | — | | — | | — | |
| 1975 22 | 15:19:54.29 | | — | 4 | 37.245 | 115.859 | — | D | — | 8.00* | — | PAS | — | | — | | 2.4 | PAS | — | | — | | — | |
| 1975 26 | 22:32:45.99 | SIZ | — | 14 | 37.145 | 116.284 | — | B | — | 2.56 | — | PAS | — | | — | | 3.7 | PAS | — | | — | | — | |
| 1975 27 | 4:56:34.20 | | — | 10 | 37.436 | 116.149 | — | D | — | 12.80 | — | PAS | — | | — | | 3.3 | PAS | — | | — | | — | |
| 1975 27 | 7:26:45.06 | SIZ | — | 15 | 37.161 | 116.322 | — | B | — | 0.46 | — | PAS | 5 | BRP | — | | 3.9 | PAS | — | | 4.6 | PDX | — | |
| 1975 27 | 11:46:52.01 | SIZ | — | 13 | 37.158 | 116.316 | — | B | — | 8.00* | — | PAS | — | | — | | 3.9 | PAS | — | | — | | — | |
| 1975 28 | 0:18:56.28 | SIZ | — | 8 | 37.148 | 116.242 | — | B | — | 2.61 | — | PAS | — | | — | | 4.0 | PAS | — | | — | | — | |
| 1975 28 | 9:47:34.57 | SIZ | — | 11 | 37.171 | 116.290 | — | C | — | 0.42 | — | PAS | 5 | BRP | — | | 4.1 | PAS | — | | 4.4 | PDX | — | |
| 1975 29 | 0:21: 0.08 | SIZ | — | 6 | 37.161 | 116.235 | — | C | — | 1.22 | — | PAS | — | | — | | 3.8 | PAS | — | | — | | — | |
| 1975 30 | 9:12: 6.17 | SIZ | — | 9 | 37.221 | 116.172 | — | C | — | 8.00* | — | PAS | — | | — | | 3.5 | PAS | — | | — | | — | |
| 1975 JUL 1 | 4:50:31.13 | | — | 11 | 37.325 | 116.135 | — | C | — | 12.00* | — | PAS | 5 | BRP | — | | 4.1 | PAS | — | | 4.5 | PDX | — | |
| 1975 1 | 17:10:45.66 | SIZ | — | 9 | 37.201 | 116.369 | — | C | — | 8.00* | — | PAS | — | | — | | 3.6 | PAS | — | | — | | — | |
| 1975 1 | 18:14: 8.14 | | — | 9 | 37.336 | 116.178 | — | C | — | 13.50 | — | PAS | 6 | BRP | — | | 4.5 | PAS | — | | 4.7 | PDX | — | |
| 1975 4 | 4:13:40.10 | | — | 9 | 37.614 | 116.994 | — | | — | 5.00* | — | ISC | — | | — | | — | | — | | — | | — | |
| 1975 5 | 5: 5:52.60 | | 0.37 | 7 | 38.129 | 116.780 | — | | — | — | — | RYN | — | | — | | — | | 2.8 | RYN | — | | — | |
| 1975 7 | 18:27:12.10 | SIZ | — | — | 37.150 | 116.100 | — | | — | — | — | RYN | — | | — | | — | | 3.4 | RYN | — | | — | |
| 1975 10 | 7: 5:46.70 | | 0.22 | 22 | 38.303 | 117.842 | — | D | — | 4.87 | — | RYN | — | | — | | — | | 2.2 | RYN | — | | — | |
| 1975 15 | 18:23:44.50 | | 0.12 | 9 | 38.472 | 117.858 | — | C | — | 7.60 | — | RYN | — | | — | | — | | 1.5 | RYN | — | | — | |
| 1975 27 | 11:46:54.00 | | 0.21 | 5 | 37.120 | 117.894 | — | | — | — | — | RYN | 3 | BRP | 2.7 | BRP | 3.3 | BRK | 3.2 | RYN | — | | 2.7 | PAS |
| 1975 27 | 11:48:37.90 | | — | 6 | 37.200 | 118.000 | — | | — | — | — | BRK | — | | — | | 3.3 | BRK | — | | — | | — | |
| 1975 27 | 12:48:37.18 | | — | 13 | 37.113 | 117.905 | — | B | — | 3.29 | — | PAS | 3 | BRP | 2.9 | BRP | 2.9 | PAS | — | | — | | — | |
| 1975 28 | 11:53: 8.05 | | — | 6 | 37.397 | 117.969 | — | C | — | 8.00* | — | PAS | — | | — | | 2.9 | PAS | — | | — | | — | |
| 1975 AUG 17 | 6:44:34.90 | | 0.05 | 4 | 37.602 | 117.119 | — | | — | — | — | RYN | — | | — | | — | | 2.5 | RYN | — | | — | |
| 1975 17 | 16:34:39.29 | | — | 8 | 36.112 | 117.783 | — | B | — | 4.22 | — | PAS | — | | — | | 2.2 | PAS | — | | — | | — | |
| 1975 19 | 18: 6: 5.61 | | — | 8 | 36.212 | 117.865 | — | B | — | 6.74 | — | PAS | — | | — | | 2.6 | PAS | — | | — | | — | |
| 1975 20 | 4:37:38.50 | | — | 4 | 36.154 | 117.137 | — | | — | 3.00* | — | ISC | — | | — | | — | | — | | — | | — | |
| 1975 23 | 19:28: 9.00 | | 0.15 | 20 | 37.597 | 117.951 | — | D | — | 0.85 | — | RYN | — | | — | | — | | 2.5 | RYN | — | | — | |
| 1975 25 | 2:27:16.00 | | 0.18 | 30 | 37.749 | 117.790 | — | D | — | 1.97 | — | RYN | — | | — | | — | | 2.7 | RYN | — | | — | |
| 1975 30 | 21:11:59.51 | SIZ | — | 6 | 37.280 | 116.211 | — | D | — | 8.00* | — | PAS | — | | — | | 3.0 | PAS | — | | — | | — | |
| 1975 SEP 1 | 19: 8:46.04 | | — | 7 | 35.971 | 117.757 | — | C | — | 5.16 | — | PAS | — | | — | | 2.4 | PAS | — | | — | | — | |
| 1975 3 | 4: 6:11.53 | | — | 6 | 35.954 | 117.753 | — | C | — | 9.49 | — | PAS | — | | — | | 2.3 | PAS | — | | — | | — | |
| 1975 3 | 4: 7: 1.25 | | — | 6 | 35.859 | 117.792 | — | C | — | 8.00* | — | PAS | — | | — | | 2.3 | PAS | — | | — | | — | |
| 1975 3 | 4:45:49.52 | | — | 8 | 35.965 | 117.769 | — | C | — | 3.46 | — | PAS | — | | — | | 2.5 | PAS | — | | — | | — | |
| 1975 22 | 13:23:10.90 | | 0.05 | 8 | 38.495 | 117.837 | — | C | — | 5.18 | — | RYN | — | | — | | — | | 1.8 | RYN | — | | — | |
| 1975 26 | 1:36:19.77 | | — | 7 | 35.868 | 117.730 | — | C | — | 4.33 | — | PAS | — | | — | | 2.0 | PAS | — | | — | | — | |
| 1975 28 | 21:20: 2.72 | | — | 8 | 36.136 | 117.977 | — | B | — | 3.05 | — | PAS | — | | — | | 2.5 | PAS | — | | — | | — | |

| DATE (UTC) | ORIGIN TIME HR MN SEC | HYPOCENTER FLAG | RMS | NO | LATITUDE | LONGITUDE | ERH | Q | GAP | DEPTH | ERZ | REF | INTENSITY I | REF | MAGNITUDE MS | REF | ML | REF | MD | REF | mb | REF | OTH | REF |
|---|---|---|---|---|---|---|---|---|---|---|---|---|---|---|---|---|---|---|---|---|---|---|---|---|
| 1975 SEP 28 | 21:36:53.00 | | — | 9 | 36.134 | 117.826 | — | B | — | 5.68 | — | PAS | — | | — | | 2.6 | PAS | — | | — | | — | |
| 1975 OCT 8 | 22: 8: 9.81 | | — | 5 | 35.783 | 117.582 | — | B | — | 0.48 | — | PAS | — | | — | | 1.8 | PAS | — | | — | | — | |
| 1975 10 | 17:39: 7.01 | | — | 11 | 35.856 | 117.598 | — | C | — | 8.00* | — | PAS | — | | — | | 2.4 | PAS | — | | — | | — | |
| 1975 14 | 11:32:28.70 | | 0.23 | 18 | 38.234 | 117.880 | — | C | — | 8.35 | — | RYN | — | | — | | — | | 2.3 | RYN | — | | — | |
| 1975 15 | 17:22:13.87 | | — | 5 | 35.826 | 117.585 | — | B | — | 5.51 | — | PAS | — | | — | | 2.1 | PAS | — | | — | | — | |
| 1975 15 | 18:58:30.18 | | — | 5 | 35.805 | 117.577 | — | B | — | 3.56 | — | PAS | — | | — | | 2.2 | PAS | — | | — | | — | |
| 1975 16 | 19:55:42.68 | | — | 7 | 35.782 | 117.594 | — | A | — | 1.46 | — | PAS | — | | — | | 2.2 | PAS | — | | — | | — | |
| 1975 19 | 6: 4:45.30 | | 0.30 | 8 | 38.195 | 116.758 | — | | — | — | — | RYN | — | | — | | — | | 2.9 | RYN | — | | 3.5 | RYN |
| 1975 19 | 6: 8:55.10 | | 0.08 | 6 | 38.075 | 116.649 | — | D | — | 0.56 | — | RYN | — | | — | | — | | 3.0 | RYN | — | | — | |
| 1975 23 | 23:15: 5.41 | | — | 4 | 35.831 | 117.724 | — | D | — | 1.97 | — | PAS | — | | — | | 1.7 | PAS | — | | — | | — | |
| 1975 24 | 3: 2: 9.90 | | 0.09 | 10 | 38.160 | 117.866 | — | C | — | 9.96 | — | RYN | — | | — | | — | | 1.9 | RYN | — | | — | |
| 1975 24 | 22:15:45.70 | | 0.05 | 7 | 38.281 | 117.871 | — | C | — | — | — | RYN | — | | — | | — | | 1.4 | RYN | — | | — | |
| 1975 28 | 15:16:58.02 | SIZ | 0.09 | 10 | 37.292 | 116.414 | 0.7 | B | 134 | 12.17 | — | ROW | — | | — | | — | | 3.6 | ROW | — | | — | |
| 1975 28 | 15:41:34.00 | | 0.04 | 4 | 37.115 | 116.398 | — | | — | — | — | RYN | 5 | BRP | 3.2 | BRP | — | | 4.0 | RYN | — | | — | |
| 1975 28 | 16: 4:54.42 | SIZ | 0.07 | 8 | 37.287 | 116.418 | 0.5 | C | 131 | 4.76 | — | ROW | — | | — | | — | | 3.1 | ROW | — | | — | |
| 1975 28 | 16: 9:11.21 | SIZ | 0.13 | 12 | 37.311 | 116.408 | 0.7 | C | 83 | 5.33 | — | ROW | — | | — | | — | | 2.8 | ROW | — | | — | |
| 1975 28 | 16:10:10.02 | SIZ | 0.13 | 10 | 37.280 | 116.411 | 0.8 | B | 122 | 7.88 | — | ROW | — | | — | | — | | 3.3 | ROW | — | | — | |
| 1975 28 | 16:55: 0.00 | SIZ | — | — | 37.290 | 116.411 | — | | — | 0.00* | — | ROW* | — | | — | | — | | 3.1 | ROW | — | | — | |
| 1975 28 | 16:57: 0.00 | SIZ | — | — | 37.290 | 116.411 | — | | — | 0.00* | — | ROW* | — | | — | | — | | 3.3 | ROW | — | | — | |
| 1975 28 | 16:57:50.48 | SIZ | 0.29 | 10 | 37.282 | 116.410 | 2.1 | C | 97 | 0.24 | — | ROW | — | | — | | — | | 3.2 | ROW | — | | — | |
| 1975 28 | 17: 3: 0.00 | SIZ | — | — | 37.290 | 116.411 | — | | — | 0.00* | — | ROW* | — | | — | | — | | 3.4 | ROW | — | | — | |
| 1975 28 | 17:41:55.43 | SIZ | 0.24 | 8 | 37.323 | 116.392 | 2.2 | B | 96 | 10.53 | — | ROW | — | | — | | — | | 3.1 | ROW | — | | — | |
| 1975 28 | 18:27:24.74 | SIZ | 0.14 | 11 | 37.274 | 116.416 | 0.8 | C | 119 | 5.07 | — | ROW | — | | — | | — | | 3.1 | ROW | — | | — | |
| 1975 28 | 19:30: 0.00 | SIZ | — | — | 37.290 | 116.411 | — | | — | 0.00* | — | ROW* | — | | — | | — | | 3.4 | ROW | — | | — | |
| 1975 28 | 19:36:35.24 | SIZ | 0.07 | 11 | 37.281 | 116.437 | 0.4 | B | 80 | 5.13 | — | ROW | — | | — | | — | | 3.2 | ROW | — | | — | |
| 1975 28 | 20: 3: 0.00 | SIZ | — | — | 37.290 | 116.411 | — | | — | 0.00* | — | ROW* | — | | — | | — | | 3.0 | ROW | — | | — | |
| 1975 28 | 20:11:43.01 | SIZ | 0.09 | 12 | 37.280 | 116.418 | 0.5 | B | 86 | 9.24 | — | ROW | — | | — | | — | | 2.9 | ROW | — | | — | |
| 1975 28 | 20:48:12.48 | SIZ | 0.18 | 11 | 37.278 | 116.420 | 1.1 | B | 88 | 10.91 | — | ROW | — | | — | | — | | 3.1 | ROW | — | | — | |
| 1975 28 | 20:58: 0.00 | SIZ | — | — | 37.290 | 116.411 | — | | — | 0.00* | — | ROW* | — | | — | | — | | 3.1 | ROW | — | | — | |
| 1975 28 | 21:22: 0.00 | SIZ | — | — | 37.290 | 116.411 | — | | — | 0.00* | — | ROW* | — | | — | | — | | 3.3 | ROW | — | | — | |
| 1975 28 | 21:55:26.17 | SIZ | 0.08 | 8 | 37.280 | 116.431 | 0.8 | C | 120 | 3.54 | — | ROW | — | | — | | — | | 3.3 | ROW | — | | — | |
| 1975 28 | 22: 9: 0.00 | SIZ | — | — | 37.290 | 116.411 | — | | — | 0.00* | — | ROW* | — | | — | | — | | 3.0 | ROW | — | | — | |
| 1975 28 | 22:46: 0.00 | SIZ | — | — | 37.290 | 116.411 | — | | — | 0.00* | — | ROW* | — | | — | | — | | 3.0 | ROW | — | | — | |
| 1975 28 | 22:48:51.76 | SIZ | 0.09 | 12 | 37.290 | 116.412 | 0.5 | B | 77 | 4.38 | — | ROW | — | | — | | — | | 3.1 | ROW | — | | — | |
| 1975 28 | 22:50:43.25 | SIZ | 0.27 | 12 | 37.286 | 116.413 | 1.2 | C | 75 | 0.67 | — | ROW | — | | — | | — | | 3.3 | ROW | — | | — | |
| 1975 28 | 23: 9: 0.00 | SIZ | — | — | 37.290 | 116.411 | — | | — | 0.00* | — | ROW* | — | | — | | — | | 3.1 | ROW | — | | — | |
| 1975 28 | 23:10:55.50 | SIZ | 0.32 | 11 | 37.286 | 116.375 | 2.1 | C | 95 | 11.43 | — | ROW | — | | — | | — | | 3.0 | ROW | — | | — | |
| 1975 29 | 0: 1: 0.00 | SIZ | — | — | 37.290 | 116.411 | — | | — | 0.00* | — | ROW* | — | | — | | — | | 3.0 | ROW | — | | — | |
| 1975 29 | 4:45: 0.00 | SIZ | — | — | 37.290 | 116.411 | — | | — | 0.00* | — | ROW* | — | | — | | — | | 3.0 | ROW | — | | — | |
| 1975 29 | 4:49:44.35 | SIZ | 0.17 | 13 | 37.284 | 116.421 | 0.8 | B | 77 | 7.34 | — | ROW | — | | — | | — | | 2.7 | ROW | — | | — | |
| 1975 29 | 4:56: 0.00 | SIZ | — | — | 37.290 | 116.411 | — | | — | 0.00* | — | ROW* | — | | — | | — | | 3.0 | ROW | — | | — | |
| 1975 29 | 5: 2: 0.00 | SIZ | — | — | 37.290 | 116.411 | — | | — | 0.00* | — | ROW* | — | | — | | — | | 3.0 | ROW | — | | — | |
| 1975 29 | 5:33: 0.00 | SIZ | — | — | 37.290 | 116.411 | — | | — | 0.00* | — | ROW* | — | | — | | — | | 3.0 | ROW | — | | — | |
| 1975 29 | 5:37: 0.00 | SIZ | — | — | 37.290 | 116.411 | — | | — | 0.00* | — | ROW* | — | | — | | — | | 3.1 | ROW | — | | — | |
| 1975 29 | 6: 3: 0.00 | SIZ | — | — | 37.290 | 116.411 | — | | — | 0.00* | — | ROW* | — | | — | | — | | 3.4 | ROW | — | | — | |
| 1975 29 | 6:23: 5.90 | SIZ | 0.15 | 12 | 37.292 | 116.412 | 0.7 | C | 77 | 5.23 | — | ROW | — | | — | | — | | 3.1 | ROW | — | | — | |
| 1975 29 | 7:24:19.07 | SIZ | 0.18 | 12 | 37.288 | 116.428 | 1.0 | B | 84 | 10.31 | — | ROW | — | | — | | — | | 2.7 | ROW | — | | — | |
| 1975 29 | 7:31: 0.00 | SIZ | — | — | 37.290 | 116.411 | — | | — | 0.00* | — | ROW* | — | | — | | — | | 3.0 | ROW | — | | — | |

SGB HISTORICAL HYPOCENTER SUMMARY 1868-1978

| DATE (UTC) | ORIGIN TIME HR MN SEC | HYPOCENTER FLAG | RMS | NO | LATITUDE | LONGITUDE | ERH | Q | GAP | DEPTH | ERZ | REF | INTENSITY I | REF | MAGNITUDE MS | REF | ML | REF | MD | REF | mb | REF | OTH | REF |
|---|---|---|---|---|---|---|---|---|---|---|---|---|---|---|---|---|---|---|---|---|---|---|---|---|
| 1975 OCT 29 | 7:31:30.47 | SIZ | 0.15 | 12 | 37.277 | 116.419 | 1.0 | B | 98 | 6.59 | — | ROW | — | | — | | — | | 2.9 | ROW | — | | — | |
| 1975 29 | 7:40: 0.00 | SIZ | — | — | 37.290 | 116.411 | — | | — | 0.00* | — | ROW* | — | | — | | — | | 3.3 | ROW | — | | — | |
| 1975 29 | 7:50:46.85 | SIZ | 0.11 | 12 | 37.300 | 116.431 | 0.6 | A | 85 | 10.02 | — | ROW | — | | — | | — | | 3.0 | ROW | — | | — | |
| 1975 29 | 8:18: 0.00 | SIZ | — | — | 37.290 | 116.411 | — | | — | 0.00* | — | ROW* | — | | — | | — | | 3.0 | ROW | — | | — | |
| 1975 29 | 9:22: 0.00 | SIZ | — | — | 37.290 | 116.411 | — | | — | 0.00* | — | ROW* | — | | — | | — | | 3.0 | ROW | — | | — | |
| 1975 29 | 9:40:35.04 | SIZ | 0.15 | 13 | 37.270 | 116.449 | 0.7 | A | 79 | 8.08 | — | ROW | — | | — | | — | | 2.7 | ROW | — | | — | |
| 1975 29 | 10:12:56.96 | SIZ | 0.20 | 12 | 37.298 | 116.416 | 1.0 | B | 80 | 5.60 | — | ROW | — | | — | | — | | 2.8 | ROW | — | | — | |
| 1975 29 | 10:56:30.47 | SIZ | 0.11 | 13 | 37.273 | 116.450 | 0.5 | B | 80 | 6.77 | — | ROW | — | | — | | — | | 3.0 | ROW | — | | — | |
| 1975 29 | 12:16:55.82 | SIZ | 0.16 | 12 | 37.296 | 116.429 | 0.9 | B | 83 | 11.29 | — | ROW | — | | — | | — | | 2.6 | ROW | — | | — | |
| 1975 29 | 15:10:45.96 | SIZ | 0.05 | 6 | 37.288 | 116.422 | 0.8 | B | 132 | 17.67 | — | ROW | — | | — | | — | | 2.6 | ROW | — | | — | |
| 1975 29 | 17: 9: 0.00 | SIZ | — | — | 37.290 | 116.411 | — | | — | 0.00* | — | ROW* | — | | — | | — | | 3.0 | ROW | — | | — | |
| 1975 29 | 21:19:37.50 | SIZ | 0.17 | 13 | 37.285 | 116.425 | 0.8 | B | 78 | 6.11 | — | ROW | — | | — | | — | | 2.7 | ROW | — | | — | |
| 1975 29 | 23:24: 0.00 | SIZ | — | — | 37.290 | 116.411 | — | | — | 0.00* | — | ROW* | — | | — | | — | | 3.1 | ROW | — | | — | |
| 1975 30 | 2:36: 4.46 | | — | 4 | 37.300 | 117.529 | — | D | — | 20.50 | — | PAS | — | | — | | 2.4 | PAS | — | | — | | — | |
| 1975 30 | 3:56: 8.72 | SIZ | 0.15 | 13 | 37.274 | 116.413 | 0.7 | B | 72 | 6.08 | — | ROW | — | | — | | — | | 2.6 | ROW | — | | — | |
| 1975 30 | 4:34:12.02 | SIZ | 0.12 | 8 | 37.280 | 116.420 | 0.9 | C | 136 | 6.67 | — | ROW | — | | — | | — | | 2.8 | ROW | — | | — | |
| 1975 30 | 5: 3:20.21 | SIZ | 0.27 | 10 | 37.277 | 116.417 | 1.6 | B | 88 | 11.02 | — | ROW | — | | — | | — | | 2.8 | ROW | — | | — | |
| 1975 30 | 5:17: 0.00 | SIZ | — | — | 37.290 | 116.411 | — | | — | 0.00* | — | ROW* | — | | — | | — | | 3.1 | ROW | — | | — | |
| 1975 30 | 7:15:59.86 | SIZ | 0.16 | 10 | 37.299 | 116.428 | 1.0 | B | 84 | 8.90 | — | ROW | — | | — | | — | | 3.2 | ROW | — | | — | |
| 1975 30 | 7:42:11.48 | SIZ | 0.09 | 11 | 37.276 | 116.418 | 0.5 | B | 89 | 9.16 | — | ROW | — | | — | | — | | 3.0 | ROW | — | | — | |
| 1975 30 | 15:39: 0.00 | SIZ | — | — | 37.290 | 116.411 | — | | — | 0.00* | — | ROW* | — | | — | | — | | 3.3 | ROW | — | | — | |
| 1975 30 | 17:37: 8.69 | SIZ | 0.32 | 8 | 37.326 | 116.417 | 1.9 | C | 93 | 0.61 | — | ROW | — | | — | | — | | 2.5 | ROW | — | | — | |
| 1975 30 | 17:43: 7.91 | SIZ | 0.21 | 9 | 37.308 | 116.411 | — | B | 83 | 12.52 | — | ROW | — | | — | | 3.0 | PAS | 3.4 | ROW | — | | — | |
| 1975 30 | 18:10: 0.00 | SIZ | — | — | 37.290 | 116.411 | — | | — | 0.00* | — | ROW* | — | | — | | — | | 3.2 | ROW | — | | — | |
| 1975 30 | 18:10:59.74 | SIZ | 0.07 | 9 | 37.314 | 116.426 | 0.4 | B | 90 | 6.17 | — | ROW | — | | — | | — | | 2.8 | ROW | — | | — | |
| 1975 31 | 0:52:18.42 | SIZ | 0.31 | 6 | 37.302 | 116.456 | 4.5 | C | 159 | 0.59 | — | ROW | — | | — | | — | | 2.8 | ROW | — | | — | |
| 1975 31 | 5:13: 0.00 | SIZ | — | — | 37.290 | 116.411 | — | | — | 0.00* | — | ROW* | — | | — | | — | | 3.0 | ROW | — | | — | |
| 1975 31 | 6:22: 0.00 | SIZ | — | — | 37.290 | 116.411 | — | | — | 0.00* | — | ROW* | — | | — | | — | | 3.0 | ROW | — | | — | |
| 1975 31 | 8:20: 0.00 | SIZ | — | — | 37.290 | 116.411 | — | | — | 0.00* | — | ROW* | — | | — | | — | | 3.5 | ROW | — | | — | |
| 1975 31 | 8:48: 0.00 | SIZ | — | — | 37.290 | 116.411 | — | | — | 0.00* | — | ROW* | — | | — | | — | | 3.0 | ROW | — | | — | |
| 1975 31 | 18: 9: 0.00 | SIZ | — | — | 37.290 | 116.411 | — | | — | 0.00* | — | ROW* | — | | — | | — | | 3.2 | ROW | — | | — | |
| 1975 31 | 19:52: 0.00 | SIZ | — | — | 37.290 | 116.411 | — | | — | 0.00* | — | ROW* | — | | — | | — | | 3.1 | ROW | — | | — | |
| 1975 31 | 20:52: 0.00 | SIZ | — | — | 37.290 | 116.411 | — | | — | 0.00* | — | ROW* | — | | — | | — | | 3.1 | ROW | — | | — | |
| 1975 31 | 20:56: 0.00 | SIZ | — | — | 37.290 | 116.411 | — | | — | 0.00* | — | ROW* | — | | — | | — | | 3.2 | ROW | — | | — | |
| 1975 31 | 23:29:52.93 | SIZ | 0.12 | 7 | 37.282 | 116.422 | 1.0 | B | 127 | 7.57 | — | ROW | — | | — | | — | | 2.2 | ROW | — | | — | |
| 1975 31 | 23:35: 4.50 | SIZ | 0.14 | 10 | 37.292 | 116.414 | 0.9 | B | 133 | 6.69 | — | ROW | — | | — | | — | | 2.8 | ROW | — | | — | |
| 1975 NOV 1 | 2:52:34.37 | SIZ | 0.18 | 11 | 37.280 | 116.421 | 1.0 | B | 87 | 8.23 | — | ROW | — | | — | | — | | 3.2 | ROW | — | | — | |
| 1975 1 | 3:42:14.50 | SIZ | 0.10 | 6 | 37.282 | 116.420 | 1.3 | B | 126 | 10.80 | — | ROW | — | | — | | — | | 2.9 | ROW | — | | — | |
| 1975 1 | 4:39: 0.00 | SIZ | — | — | 37.290 | 116.411 | — | | — | 0.00* | — | ROW* | — | | — | | — | | 3.1 | ROW | — | | — | |
| 1975 1 | 6:44: 0.00 | SIZ | — | — | 37.290 | 116.411 | — | | — | 0.00* | — | ROW* | — | | — | | — | | 3.0 | ROW | — | | — | |
| 1975 1 | 14:37:13.48 | SIZ | 0.34 | 9 | 37.313 | 116.397 | 2.3 | B | 81 | 11.83 | — | ROW | — | | — | | — | | 3.2 | ROW | — | | — | |
| 1975 2 | 9:38:44.07 | SIZ | 0.13 | 7 | 37.281 | 116.397 | 1.0 | B | 119 | 2.53 | — | ROW | — | | — | | — | | 2.9 | ROW | — | | — | |
| 1975 2 | 12:41: 0.00 | SIZ | — | — | 37.290 | 116.411 | — | | — | 0.00* | — | ROW* | — | | — | | — | | 3.2 | ROW | — | | — | |
| 1975 2 | 14:16: 0.00 | SIZ | — | — | 37.290 | 116.411 | — | | — | 0.00* | — | ROW* | — | | — | | — | | 3.1 | ROW | — | | — | |
| 1975 2 | 14:53: 0.00 | SIZ | — | — | 37.290 | 116.411 | — | | — | 0.00* | — | ROW* | — | | — | | — | | 3.3 | ROW | — | | — | |
| 1975 2 | 16:37:48.21 | SIZ | 0.13 | 9 | 37.293 | 116.417 | 0.9 | B | 121 | 6.94 | — | ROW | — | | — | | — | | 2.9 | ROW | — | | — | |
| 1975 2 | 16:56: 0.00 | SIZ | — | — | 37.290 | 116.411 | — | | — | 0.00* | — | ROW* | — | | — | | — | | 3.0 | ROW | — | | — | |
| 1975 2 | 17:17:22.38 | SIZ | 0.25 | 9 | 37.288 | 116.411 | 1.6 | C | 121 | 2.71 | — | ROW | — | | — | | — | | 2.6 | ROW | — | | — | |

| DATE (UTC) | ORIGIN TIME HR MN SEC | HYPOCENTER FLAG | RMS | NO | LATITUDE | LONGITUDE | ERH | Q | GAP | DEPTH | ERZ | REF | INTENSITY I | REF | MAGNITUDE MS | REF | ML | REF | MD | REF | mb | REF | OTH | REF |
|---|---|---|---|---|---|---|---|---|---|---|---|---|---|---|---|---|---|---|---|---|---|---|---|---|
| 1975 NOV 2 | 18:51: 0.00 | SIZ | — | — | 37.290 | 116.411 | — | | — | 0.00* | — | ROW* | — | | — | | — | | 3.7 | ROW | — | | — | |
| 1975 2 | 20: 2: 0.00 | SIZ | — | — | 37.290 | 116.411 | — | | — | 0.00* | — | ROW* | — | | — | | — | | 3.3 | ROW | — | | — | |
| 1975 2 | 20:33: 0.00 | SIZ | — | — | 37.290 | 116.411 | — | | — | 0.00* | — | ROW* | — | | — | | — | | 3.0 | ROW | — | | — | |
| 1975 2 | 21: 1:36.69 | SIZ | 0.40 | 10 | 37.283 | 116.409 | 2.9 | C | 121 | 2.15 | — | ROW | — | | — | | — | | 3.2 | ROW | — | | — | |
| 1975 2 | 21:28: 0.00 | SIZ | — | — | 37.290 | 116.411 | — | | — | 0.00* | — | ROW* | — | | — | | — | | 3.3 | ROW | — | | — | |
| 1975 2 | 21:41: 0.00 | SIZ | — | — | 37.290 | 116.411 | — | | — | 0.00* | — | ROW* | — | | — | | — | | 3.3 | ROW | — | | — | |
| 1975 2 | 23:21: 0.00 | SIZ | — | — | 37.290 | 116.411 | — | | — | 0.00* | — | ROW* | — | | — | | — | | 3.5 | ROW | — | | — | |
| 1975 2 | 23:24: 0.00 | SIZ | — | — | 37.290 | 116.411 | — | | — | 0.00* | — | ROW* | — | | — | | — | | 3.0 | ROW | — | | — | |
| 1975 2 | 23:34:47.09 | SIZ | 0.13 | 12 | 37.291 | 116.406 | 0.7 | B | 122 | 4.16 | — | ROW | — | | — | | — | | 3.8 | ROW | — | | — | |
| 1975 3 | 2:19:47.00 | CPDX | — | 30 | 37.290 | 116.411 | — | | — | — | — | PDX | — | | — | | 4.7 | PDX | — | | 4.5 | PDX | — | |
| 1975 3 | 2:20: 0.00 | SIZ | — | — | 37.290 | 116.411 | — | | — | 0.00* | — | ROW* | — | | — | | — | | 4.9 | ROW | — | | — | |
| 1975 3 | 6:39:46.77 | SIZ | 0.13 | 10 | 37.297 | 116.344 | 0.9 | B | 141 | 7.85 | — | ROW | — | | — | | — | | 2.5 | ROW | — | | — | |
| 1975 3 | 17:20:35.20 | SIZ | 0.17 | 10 | 37.315 | 116.414 | 1.3 | C | 142 | 9.23 | — | ROW | — | | — | | — | | 3.0 | ROW | — | | — | |
| 1975 4 | 9:36:30.19 | SIZ | 0.09 | 10 | 37.281 | 116.424 | 0.7 | B | 129 | 12.11 | — | ROW | — | | — | | — | | 2.8 | ROW | — | | — | |
| 1975 4 | 11:34:18.97 | SIZ | 0.10 | 10 | 37.288 | 116.420 | 0.7 | B | 132 | 9.50 | — | ROW | — | | — | | — | | 2.8 | ROW | — | | — | |
| 1975 4 | 18:12: 0.00 | SIZ | — | — | 37.290 | 116.411 | — | | — | 0.00* | — | ROW* | — | | — | | — | | 3.0 | ROW | — | | — | |
| 1975 6 | 12:53:49.71 | SIZ | 0.11 | 9 | 37.275 | 116.581 | 1.1 | C | 172 | 1.60 | — | ROW | — | | — | | — | | 2.5 | ROW | — | | — | |
| 1975 8 | 3:45:57.33 | SIZ | 0.16 | 8 | 37.088 | 116.034 | 2.1 | C | 212 | 0.34 | — | ROW | — | | — | | — | | 2.8 | ROW | — | | — | |
| 1975 9 | 4:52:11.11 | SIZ | 0.08 | 8 | 37.301 | 116.427 | 0.7 | B | 136 | 11.59 | — | ROW | — | | — | | — | | 2.7 | ROW | — | | — | |
| 1975 9 | 7:24: 9.93 | SIZ | 0.10 | 8 | 37.302 | 116.423 | 0.8 | B | 137 | 9.88 | — | ROW | — | | — | | — | | 2.4 | ROW | — | | — | |
| 1975 10 | 7:31:40.97 | SIZ | 0.08 | 6 | 37.302 | 116.414 | 0.9 | C | 137 | 4.86 | — | ROW | — | | — | | — | | 2.5 | ROW | — | | — | |
| 1975 14 | 18:49:51.31 | SIZ | 0.09 | 8 | 37.299 | 116.434 | 0.8 | B | 135 | 13.10 | — | ROW | — | | — | | — | | 3.2 | ROW | — | | — | |
| 1975 14 | 18:57:35.33 | SIZ | 0.12 | 7 | 37.320 | 116.422 | 1.3 | C | 143 | 7.69 | — | ROW | — | | — | | — | | 2.5 | ROW | — | | — | |
| 1975 16 | 12:38: 0.00 | SIZ | — | — | 37.290 | 116.411 | — | | — | 0.00* | — | ROW* | — | | — | | — | | 3.0 | ROW | — | | — | |
| 1975 18 | 15:30: 0.30 | SIZ | — | — | 36.990 | 116.030 | — | X | — | 5.00* | — | BRP | 5 | BRP | 4.1 | BRP | 3.8 | PDX | — | | 4.4 | PDX | — | |
| 1975 18 | 16:23: 0.00 | SIZ | — | — | 37.290 | 116.411 | — | | — | 0.00* | — | ROW* | — | | — | | — | | 3.9 | ROW | — | | — | |
| 1975 20 | 10:59:19.90 | SIZ | 0.11 | 9 | 37.288 | 116.437 | 0.7 | B | 85 | 8.12 | — | ROW | — | | — | | — | | 2.5 | ROW | — | | — | |
| 1975 20 | 16:22: 0.00 | SIZ | — | — | 37.225 | 116.368 | — | | — | 0.00* | — | ROW* | — | | — | | — | | 3.4 | ROW | — | | — | |
| 1975 20 | 17:47:52.94 | SIZ | 0.24 | 10 | 37.233 | 116.357 | 1.3 | B | 85 | 3.04 | — | ROW | — | | — | | — | | 3.1 | ROW | — | | — | |
| 1975 20 | 17:49: 0.00 | SIZ | — | — | 37.225 | 116.368 | — | | — | 0.00* | — | ROW* | — | | — | | — | | 3.5 | ROW | — | | — | |
| 1975 20 | 18:42: 0.00 | SIZ | — | — | 37.225 | 116.368 | — | | — | 0.00* | — | ROW* | — | | — | | — | | 3.3 | ROW | — | | — | |
| 1975 20 | 19:44: 3.05 | SIZ | 0.14 | 11 | 37.223 | 116.353 | 0.8 | A | 85 | 2.97 | — | ROW | — | | — | | — | | 3.4 | ROW | — | | — | |
| 1975 20 | 20:17: 0.00 | SIZ | — | — | 37.225 | 116.368 | — | | — | 0.00* | — | ROW* | — | | — | | — | | 3.4 | ROW | — | | — | |
| 1975 20 | 20:38:38.46 | SIZ | 0.22 | 11 | 37.231 | 116.358 | 1.2 | B | 64 | 8.16 | — | ROW | — | | — | | — | | 3.8 | ROW | — | | — | |
| 1975 20 | 21: 3: 0.00 | SIZ | — | — | 37.225 | 116.368 | — | | — | 0.00* | — | ROW* | — | | — | | — | | 3.1 | ROW | — | | — | |
| 1975 20 | 21:16: 0.00 | SIZ | — | — | 37.225 | 116.368 | — | | — | 0.00* | — | ROW* | — | | — | | — | | 3.4 | ROW | — | | — | |
| 1975 20 | 21:33: 0.00 | SIZ | — | — | 37.225 | 116.368 | — | | — | 0.00* | — | ROW* | — | | — | | — | | 3.3 | ROW | — | | — | |
| 1975 20 | 21:44: 0.00 | SIZ | — | — | 37.225 | 116.368 | — | | — | 0.00* | — | ROW* | — | | — | | — | | 3.5 | ROW | — | | — | |
| 1975 20 | 22:10: 0.00 | SIZ | — | — | 37.225 | 116.368 | — | | — | 0.00* | — | ROW* | — | | — | | — | | 3.6 | ROW | — | | — | |
| 1975 20 | 22:18: 0.00 | SIZ | — | — | 37.225 | 116.368 | — | | — | 0.00* | — | ROW* | — | | — | | — | | 4.2 | ROW | — | | — | |
| 1975 20 | 23:11: 1.38 | SIZ | 0.26 | 9 | 37.235 | 116.376 | 1.7 | C | 111 | 5.65 | — | ROW | — | | — | | — | | — | | — | | — | |
| 1975 20 | 23:14: 0.00 | SIZ | — | — | 37.225 | 116.368 | — | | — | 0.00* | — | ROW* | — | | — | | — | | 4.3 | ROW | — | | — | |
| 1975 21 | 4: 1: 8.86 | SIZ | 0.23 | 11 | 37.215 | 116.375 | 1.2 | B | 72 | 3.85 | — | ROW | — | | — | | — | | 2.9 | ROW | — | | — | |
| 1975 21 | 15: 7:16.33 | SIZ | 0.10 | 11 | 37.223 | 116.351 | 0.5 | A | 66 | 4.97 | — | ROW | — | | — | | — | | 3.5 | ROW | — | | — | |
| 1975 21 | 15:22:20.14 | SIZ | 0.17 | 12 | 37.230 | 116.344 | 0.8 | B | 63 | 5.55 | — | ROW | — | | — | | — | | 3.5 | ROW | — | | — | |
| 1975 23 | 7:28: 1.07 | SIZ | 0.12 | 12 | 37.310 | 116.420 | 0.7 | A | 86 | 11.12 | — | ROW | — | | — | | — | | 2.9 | ROW | — | | — | |
| 1975 23 | 23:21:15.23 | SIZ | 0.17 | 9 | 37.225 | 116.378 | 0.9 | B | 95 | 1.93 | — | ROW | — | | — | | — | | 2.6 | ROW | — | | — | |
| 1975 23 | 23:49:27.20 | SIZ | 0.11 | 11 | 37.229 | 116.347 | 0.6 | A | 82 | 5.09 | — | ROW | — | | — | | — | | 2.7 | ROW | — | | — | |

SGB HISTORICAL HYPOCENTER SUMMARY 1868-1978

| DATE (UTC) | ORIGIN TIME HR MN SEC | HYPOCENTER FLAG | RMS | NO | LATITUDE | LONGITUDE | ERH | Q | GAP | DEPTH | ERZ | REF | INTENSITY I | REF | MAGNITUDE MS | REF | ML | REF | MD | REF | mb | REF | OTH | REF |
|---|---|---|---|---|---|---|---|---|---|---|---|---|---|---|---|---|---|---|---|---|---|---|---|---|
| 1975 NOV 25 | 1:37:18.90 | | 0.06 | 4 | 37.949 | 116.330 | — | | — | — | — | RYN | — | | — | | — | | 2.0 | RYN | — | | — | |
| 1975 26 | 16:35: 0.00 | SIZ | — | — | 37.117 | 116.019 | — | | — | 0.00* | — | ROW* | — | | — | | — | | 4.0 | ROW | — | | — | |
| 1975 DEC 2 | 2:15:47.03 | SIZ | 0.09 | 8 | 37.214 | 116.336 | 0.6 | B | 107 | 4.91 | — | ROW | — | | — | | — | | 3.1 | ROW | — | | — | |
| 1975 2 | 8: 6:13.92 | SIZ | 0.11 | 9 | 37.233 | 116.352 | 0.7 | A | 83 | 3.89 | — | ROW | — | | — | | — | | 2.8 | ROW | — | | — | |
| 1975 12 | 23:31:43.18 | | — | 8 | 35.992 | 117.749 | — | B | — | 4.29 | — | PAS | — | | — | | 2.5 | PAS | — | | — | | — | |
| 1975 12 | 23:36: 3.90 | | — | 9 | 35.978 | 117.772 | — | B | — | 5.05 | — | PAS | — | | — | | 2.4 | PAS | — | | — | | — | |
| 1975 13 | 0:38:43.98 | | — | 8 | 35.986 | 117.755 | — | B | — | 7.37 | — | PAS | — | | — | | 2.6 | PAS | — | | — | | — | |
| 1975 13 | 4:17:19.13 | | — | 8 | 35.979 | 117.760 | — | B | — | 8.00* | — | PAS | — | | — | | 2.6 | PAS | — | | — | | — | |
| 1975 13 | 5:24:36.41 | | — | 11 | 36.011 | 117.620 | — | B | — | 6.10 | — | PAS | — | | — | | 2.6 | PAS | — | | — | | — | |
| 1975 13 | 6:20: 3.33 | | — | 8 | 36.014 | 117.762 | — | B | — | 10.80 | — | PAS | — | | — | | 2.2 | PAS | — | | — | | — | |
| 1975 15 | 21:49: 0.00 | SIZ | — | — | 37.117 | 116.019 | — | | — | 0.00* | — | ROW* | — | | — | | — | | 3.0 | ROW | — | | — | |
| 1975 16 | 14:18:19.80 | SIZ | 0.19 | 11 | 37.225 | 116.365 | 0.9 | B | 89 | 5.24 | — | ROW | — | | — | | — | | 3.0 | ROW | — | | — | |
| 1975 19 | 5: 2: 0.40 | | — | — | 36.000 | 117.617 | — | | — | — | — | RYN | 4 | BRP | 3.9 | BRP | 3.9 | PAS | 4.2 | RYN | — | | — | |
| 1975 20 | 5: 9: 3.15 | | — | 8 | 36.005 | 117.571 | — | C | — | 5.87 | — | PAS | — | | — | | 2.5 | PAS | — | | — | | — | |
| 1975 20 | 6:54:58.38 | | — | 8 | 36.000 | 117.590 | — | C | — | 5.87 | — | PAS | — | | — | | 2.8 | PAS | — | | — | | — | |
| 1975 20 | 11:23:43.52 | | — | 8 | 36.000 | 117.634 | — | C | — | 3.48 | — | PAS | — | | — | | 2.4 | PAS | — | | — | | — | |
| 1975 22 | 3:55: 5.60 | | — | 11 | 35.998 | 117.606 | — | B | — | 6.24 | — | PAS | — | | — | | 2.7 | PAS | — | | — | | — | |
| 1975 22 | 6:54:58.40 | | — | — | 36.000 | 117.580 | — | | — | 6.00* | — | ISC | — | | — | | 2.8 | ISC | — | | — | | — | |
| 1975 23 | 10:31:18.74 | SIZ | 0.14 | 9 | 37.212 | 116.371 | 0.8 | B | 94 | 2.85 | — | ROW | — | | — | | — | | 2.6 | ROW | — | | — | |
| 1975 28 | 18:13:28.39 | | — | 7 | 35.818 | 117.612 | — | C | — | 12.80 | — | PAS | — | | — | | 2.1 | PAS | — | | — | | — | |
| 1976 JAN 3 | 20:17: 6.38 | SIZ | 0.12 | 7 | 37.311 | 116.314 | 1.0 | C | 126 | 1.05 | — | ROW | — | | — | | — | | 3.3 | ROW | — | | — | |
| 1976 3 | 20:40:31.29 | SIZ | 0.06 | 8 | 37.292 | 116.349 | 0.4 | B | 118 | 8.96 | — | ROW | — | | — | | — | | 3.3 | ROW | — | | — | |
| 1976 3 | 21: 0:38.39 | SIZ | 0.15 | 9 | 37.319 | 116.333 | 0.9 | C | 93 | 4.98 | — | ROW | — | | — | | — | | 3.5 | ROW | — | | — | |
| 1976 3 | 22: 3: 0.00 | SIZ | — | — | 37.297 | 116.333 | — | | — | 0.00* | — | ROW* | — | | — | | — | | 3.0 | ROW | — | | — | |
| 1976 3 | 22:10: 0.00 | SIZ | — | — | 37.297 | 116.333 | — | | — | 0.00* | — | ROW* | — | | — | | — | | 3.4 | ROW | — | | — | |
| 1976 3 | 22:20:25.00 | CPDX | — | 10 | 37.297 | 116.333 | — | | — | — | — | PDX | — | | — | | 3.6 | PDX | — | | — | | — | |
| 1976 3 | 23: 8: 0.00 | SIZ | — | — | 37.297 | 116.333 | — | | — | 0.00* | — | ROW* | — | | — | | — | | 3.0 | ROW | — | | — | |
| 1976 3 | 23:21: 0.00 | SIZ | — | — | 37.297 | 116.333 | — | | — | 0.00* | — | ROW* | — | | — | | — | | 3.0 | ROW | — | | — | |
| 1976 3 | 23:24:54.24 | SIZ | 0.12 | 6 | 37.301 | 116.315 | 1.1 | C | 109 | 4.79 | — | ROW | — | | — | | — | | 3.2 | ROW | — | | — | |
| 1976 3 | 23:31:16.11 | SIZ | 0.10 | 8 | 37.308 | 116.288 | 0.8 | B | 134 | 6.38 | — | ROW | — | | — | | — | | 3.0 | ROW | — | | — | |
| 1976 3 | 23:39:45.85 | SIZ | 0.01 | 5 | 37.310 | 116.294 | 0.1 | C | 135 | 7.86 | — | ROW | — | | — | | — | | 2.7 | ROW | — | | — | |
| 1976 3 | 23:41:40.80 | SIZ | 0.07 | 7 | 37.319 | 116.324 | 1.0 | C | 214 | 10.37 | — | ROW | — | | — | | — | | 2.3 | ROW | — | | — | |
| 1976 3 | 23:53: 0.00 | SIZ | — | — | 37.297 | 116.333 | — | | — | 0.00* | — | ROW* | — | | — | | — | | 3.1 | ROW | — | | — | |
| 1976 3 | 23:55: 7.06 | SIZ | 0.05 | 7 | 37.297 | 116.326 | 0.4 | B | 98 | 8.23 | — | ROW | — | | — | | — | | 3.2 | ROW | — | | — | |
| 1976 4 | 0: 5:19.88 | SIZ | 0.15 | 10 | 37.341 | 116.321 | 1.8 | B | 123 | 11.85 | — | ROW | — | | — | | — | | 4.0 | ROW | — | | — | |
| 1976 4 | 0: 9:42.83 | SIZ | 0.15 | 8 | 37.296 | 116.291 | 1.1 | B | 98 | 6.17 | — | ROW | — | | — | | — | | 3.2 | ROW | — | | — | |
| 1976 4 | 0:19: 2.26 | SIZ | 0.16 | 6 | 37.314 | 116.322 | 1.5 | B | 83 | 7.36 | — | ROW | — | | — | | — | | 3.0 | ROW | — | | — | |
| 1976 4 | 0:22: 0.00 | SIZ | — | — | 37.297 | 116.333 | — | | — | 0.00* | — | ROW* | — | | — | | — | | 3.0 | ROW | — | | — | |
| 1976 4 | 1:15:39.53 | SIZ | 0.07 | 8 | 37.298 | 116.316 | 0.5 | B | 106 | 4.30 | — | ROW | — | | — | | — | | 3.2 | ROW | — | | — | |
| 1976 4 | 1:18:18.78 | SIZ | 0.14 | 12 | 37.329 | 116.330 | — | A | 78 | 8.29 | — | ROW | 5 | BRP | 4.5 | BRP | — | | 4.0 | ROW | 4.1 | PDX | — | |
| 1976 4 | 1:22:24.83 | SIZ | 0.04 | 6 | 37.335 | 116.323 | 1.0 | B | 120 | 6.49 | — | ROW | — | | — | | — | | 2.7 | ROW | — | | — | |
| 1976 4 | 2: 0: 4.25 | SIZ | 0.10 | 9 | 37.335 | 116.324 | 0.8 | B | 118 | 8.31 | — | ROW | — | | — | | — | | 2.9 | ROW | — | | — | |
| 1976 4 | 2:29: 1.87 | SIZ | 0.13 | 8 | 37.295 | 116.313 | 0.8 | B | 87 | 3.66 | — | ROW | — | | — | | — | | 2.8 | ROW | — | | — | |
| 1976 4 | 2:33:23.69 | SIZ | 0.16 | 7 | 37.313 | 116.312 | 1.7 | B | 119 | 4.50 | — | ROW | — | | — | | — | | 3.1 | ROW | — | | — | |
| 1976 4 | 3:16:51.84 | SIZ | 0.10 | 6 | 37.306 | 116.313 | 1.0 | B | 112 | 4.10 | — | ROW | — | | — | | — | | 2.9 | ROW | — | | — | |
| 1976 4 | 3:23:24.70 | CPDX | — | 7 | 37.297 | 116.333 | — | | — | — | — | PDX | — | | — | | — | | — | | — | | — | |
| 1976 4 | 6:48:43.51 | SIZ | 0.12 | 11 | 37.297 | 116.320 | 0.6 | B | 83 | 3.60 | — | ROW | — | | — | | — | | 3.1 | ROW | — | | — | |
| 1976 4 | 6:58:50.43 | SIZ | 0.11 | 9 | 37.327 | 116.313 | 0.8 | B | 126 | 8.58 | — | ROW | — | | — | | — | | 3.5 | ROW | — | | — | |

| DATE (UTC) | ORIGIN TIME HR MN SEC | HYPOCENTER FLAG | RMS | NO | LATITUDE | LONGITUDE | ERH | Q | GAP | DEPTH | ERZ | REF | INTENSITY I | REF | MAGNITUDE MS | REF | ML | REF | MD | REF | mb | REF | OTH | REF |
|---|---|---|---|---|---|---|---|---|---|---|---|---|---|---|---|---|---|---|---|---|---|---|---|---|
| 1976 JAN 4 | 8: 5: 4.57 | SIZ | 0.14 | 9 | 37.318 | 116.312 | 0.8 | B | 91 | 7.14 | — | ROW | — | | — | | — | | 3.0 | ROW | — | | — | |
| 1976 4 | 8:48:44.70 | SIZ | 0.04 | 8 | 37.294 | 116.322 | 0.2 | B | 82 | 2.89 | — | ROW | — | | — | | — | | 3.2 | ROW | — | | — | |
| 1976 4 | 9:22:23.39 | SIZ | 0.28 | 9 | 37.304 | 116.343 | 1.6 | C | 71 | 7.25 | — | ROW | — | | — | | — | | 3.2 | ROW | — | | — | |
| 1976 4 | 10:47: 0.00 | SIZ | — | — | 37.297 | 116.333 | — | | — | 0.00* | — | ROW* | — | | — | | — | | 3.0 | ROW | — | | — | |
| 1976 4 | 11:14:37.90 | SIZ | 0.04 | 6 | 37.309 | 116.339 | 0.5 | B | 117 | 13.03 | — | ROW | — | | — | | — | | 3.1 | ROW | — | | — | |
| 1976 4 | 11:29:40.27 | SIZ | 0.12 | 8 | 37.303 | 116.325 | 1.1 | C | 179 | 8.55 | — | ROW | — | | — | | — | | 3.1 | ROW | — | | — | |
| 1976 4 | 12:44: 3.94 | SIZ | 0.14 | 11 | 37.295 | 116.350 | 0.8 | A | 68 | 10.20 | — | ROW | — | | — | | — | | 3.5 | ROW | — | | — | |
| 1976 4 | 12:47:24.32 | SIZ | 0.09 | 7 | 37.303 | 116.295 | 0.8 | B | 130 | 3.86 | — | ROW | — | | — | | — | | 3.5 | ROW | — | | — | |
| 1976 4 | 14:12:34.95 | SIZ | 0.15 | 10 | 37.301 | 116.297 | 0.8 | B | 96 | 6.69 | — | ROW | — | | — | | — | | 3.3 | ROW | — | | — | |
| 1976 4 | 14:51:59.61 | SIZ | 0.12 | 9 | 37.313 | 116.298 | 0.8 | B | 98 | 4.45 | — | ROW | — | | — | | — | | 3.4 | ROW | — | | — | |
| 1976 4 | 15:29: 0.00 | SIZ | — | — | 37.297 | 116.333 | — | | — | 0.00* | — | ROW* | — | | — | | — | | 3.0 | ROW | — | | — | |
| 1976 4 | 16:16: 9.00 | CPDX | — | 14 | 37.297 | 116.333 | — | | — | — | — | PDX | — | | — | | 4.2 | PDX | — | | 4.2 | PDX | — | |
| 1976 4 | 16:27: 6.71 | SIZ | 0.18 | 11 | 37.304 | 116.328 | 0.9 | B | 80 | 2.73 | — | ROW | — | | — | | — | | 3.0 | ROW | — | | — | |
| 1976 4 | 16:56:30.51 | SIZ | 0.12 | 11 | 37.331 | 116.326 | 0.7 | A | 81 | 9.02 | — | ROW | — | | — | | — | | 3.7 | ROW | — | | — | |
| 1976 4 | 17:39:28.17 | SIZ | 0.02 | 6 | 37.301 | 116.341 | 0.2 | B | 117 | 9.91 | — | ROW | — | | — | | — | | 3.1 | ROW | — | | — | |
| 1976 4 | 18:22: 0.00 | SIZ | — | — | 37.297 | 116.333 | — | | — | 0.00* | — | ROW* | — | | — | | — | | 3.2 | ROW | — | | — | |
| 1976 4 | 18:48: 4.91 | SIZ | 0.08 | 6 | 37.323 | 116.309 | 1.0 | B | 128 | 7.59 | — | ROW | — | | — | | — | | 3.4 | ROW | — | | — | |
| 1976 4 | 19:13:50.63 | SIZ | 0.05 | 9 | 37.333 | 116.327 | 0.3 | A | 80 | 9.84 | — | ROW | — | | — | | — | | 2.7 | ROW | — | | — | |
| 1976 4 | 20:33:24.88 | SIZ | 0.06 | 9 | 37.299 | 116.319 | 0.4 | B | 105 | 4.16 | — | ROW | — | | — | | — | | 3.1 | ROW | — | | — | |
| 1976 5 | 0:35:33.83 | SIZ | 0.13 | 7 | 37.321 | 116.313 | 1.0 | C | 90 | 4.98 | — | ROW | — | | — | | — | | 3.0 | ROW | — | | — | |
| 1976 5 | 3:39: 3.21 | SIZ | 0.14 | 11 | 37.316 | 116.313 | 0.8 | B | 89 | 7.19 | — | ROW | — | | — | | — | | 2.9 | ROW | — | | — | |
| 1976 5 | 12:18:17.07 | SIZ | 0.11 | 9 | 37.289 | 116.329 | 0.7 | B | 93 | 11.81 | — | ROW | — | | — | | — | | 3.0 | ROW | — | | — | |
| 1976 5 | 12:44:55.83 | SIZ | 0.12 | 10 | 37.316 | 116.310 | 0.6 | B | 92 | 4.33 | — | ROW | — | | — | | — | | 2.9 | ROW | — | | — | |
| 1976 5 | 14:19:44.12 | SIZ | 0.23 | 10 | 37.322 | 116.295 | 1.3 | B | 103 | 7.65 | — | ROW | — | | — | | — | | 3.0 | ROW | — | | — | |
| 1976 5 | 14:57:43.61 | SIZ | 0.13 | 10 | 37.295 | 116.313 | 0.7 | C | 87 | 5.29 | — | ROW | — | | — | | 3.2 | PAS | 3.5 | ROW | — | | — | |
| 1976 5 | 18:21: 2.08 | SIZ | 0.16 | 10 | 37.298 | 116.320 | 0.8 | B | 83 | 4.10 | — | ROW | — | | — | | 3.0 | PAS | 3.4 | ROW | — | | — | |
| 1976 5 | 21: 2: 0.00 | SIZ | — | — | 37.297 | 116.333 | — | | — | 0.00* | — | ROW* | — | | — | | — | | 3.6 | ROW | — | | — | |
| 1976 5 | 21: 2:52.96 | SIZ | — | 8 | 37.251 | 116.198 | — | C | — | 0.94 | — | PAS | — | | — | | 3.1 | PAS | — | | — | | — | |
| 1976 6 | 2:53:12.13 | SIZ | 0.10 | 8 | 37.332 | 116.314 | 0.6 | B | 91 | 3.43 | — | ROW | — | | — | | — | | 2.9 | ROW | — | | — | |
| 1976 6 | 3: 9:20.16 | SIZ | 0.13 | 9 | 37.301 | 116.339 | — | A | 73 | 10.11 | — | ROW | — | | — | | 3.0 | PAS | 3.5 | ROW | — | | — | |
| 1976 6 | 3:14: 0.00 | SIZ | — | — | 37.297 | 116.333 | — | | — | 0.00* | — | ROW* | — | | — | | — | | 3.1 | ROW | — | | — | |
| 1976 6 | 5:15:14.94 | SIZ | 0.06 | 6 | 37.329 | 116.315 | 0.8 | B | 125 | 7.91 | — | ROW | — | | — | | — | | 3.2 | ROW | — | | — | |
| 1976 6 | 12:40:42.71 | SIZ | 0.10 | 10 | 37.275 | 116.405 | 0.6 | B | 86 | 8.78 | — | ROW | — | | — | | — | | 3.5 | ROW | — | | — | |
| 1976 6 | 16:55: 0.00 | SIZ | — | — | 37.297 | 116.333 | — | | — | 0.00* | — | ROW* | — | | — | | — | | 3.5 | ROW | — | | — | |
| 1976 7 | 0:30:41.66 | SIZ | 0.09 | 8 | 37.298 | 116.323 | 0.5 | B | 95 | 4.21 | — | ROW | — | | — | | — | | 3.5 | ROW | — | | — | |
| 1976 7 | 1: 2: 0.00 | SIZ | — | — | 37.297 | 116.333 | — | | — | 0.00* | — | ROW* | — | | — | | — | | 3.2 | ROW | — | | — | |
| 1976 7 | 2:33: 5.49 | SIZ | 0.12 | 11 | 37.295 | 116.312 | 0.6 | B | 87 | 5.81 | — | ROW | — | | — | | — | | 3.4 | ROW | — | | — | |
| 1976 7 | 6:52:47.19 | SIZ | 0.14 | 8 | 37.294 | 116.319 | 0.8 | B | 84 | 3.32 | — | ROW | — | | — | | — | | 3.0 | ROW | — | | — | |
| 1976 7 | 11:43:40.98 | SIZ | 0.11 | 9 | 37.295 | 116.316 | 0.6 | B | 90 | 4.04 | — | ROW | — | | — | | — | | 3.0 | ROW | — | | — | |
| 1976 7 | 14: 5:13.25 | SIZ | 0.13 | 9 | 37.303 | 116.305 | 0.8 | B | 92 | 4.45 | — | ROW | — | | — | | — | | 3.0 | ROW | — | | — | |
| 1976 7 | 17:51:11.05 | SIZ | 0.09 | 6 | 37.298 | 116.323 | 0.8 | B | 95 | 3.27 | — | ROW | — | | — | | — | | 3.0 | ROW | — | | — | |
| 1976 7 | 18: 4: 0.00 | SIZ | — | — | 37.297 | 116.333 | — | | — | 0.00* | — | ROW* | — | | — | | — | | 3.5 | ROW | — | | — | |
| 1976 7 | 22:41: 6.94 | SIZ | 0.02 | 5 | 37.300 | 116.335 | 0.3 | C | 144 | 5.97 | — | ROW | — | | — | | — | | 3.5 | ROW | — | | — | |
| 1976 7 | 23:24:24.88 | SIZ | 0.12 | 7 | 37.296 | 116.326 | 0.9 | B | 157 | 3.83 | — | ROW | — | | — | | — | | 3.0 | ROW | — | | — | |
| 1976 8 | 3:14:12.80 | SIZ | 0.10 | 7 | 37.299 | 116.332 | 0.9 | C | 162 | 4.72 | — | ROW | — | | — | | 3.2 | PAS | 3.5 | ROW | — | | — | |
| 1976 8 | 8:56: 0.00 | SIZ | — | — | 37.297 | 116.333 | — | | — | 0.00* | — | ROW* | — | | — | | — | | 3.0 | ROW | — | | — | |
| 1976 8 | 9: 5: 0.00 | SIZ | — | — | 37.297 | 116.333 | — | | — | 0.00* | — | ROW* | — | | — | | — | | 3.0 | ROW | — | | — | |
| 1976 8 | 11:29:34.28 | SIZ | 0.15 | 6 | 37.310 | 116.306 | 2.6 | C | 121 | 11.14 | — | ROW | — | | — | | — | | 3.4 | ROW | — | | — | |

SGB HISTORICAL HYPOCENTER SUMMARY 1868-1978

| DATE (UTC) | ORIGIN TIME HR MN SEC | HYPOCENTER FLAG | RMS | NO | LATITUDE | LONGITUDE | ERH | Q | GAP | DEPTH | ERZ | REF | INTENSITY I | REF | MAGNITUDE MS | REF | ML | REF | MD | REF | mb | REF | OTH | REF |
|---|---|---|---|---|---|---|---|---|---|---|---|---|---|---|---|---|---|---|---|---|---|---|---|---|
| 1976 JAN 8 | 12:51: 0.00 | SIZ | — | — | 37.297 | 116.333 | — | | — | 0.00* | — | ROW* | — | | — | | — | | 3.7 | ROW | — | | — | |
| 1976 8 | 12:51:45.75 | | — | 8 | 37.415 | 116.046 | — | D | — | 8.00* | — | PAS | — | | — | | 3.4 | PAS | — | | — | | — | |
| 1976 8 | 12:58: 0.00 | SIZ | — | — | 37.297 | 116.333 | — | | — | 0.00* | — | ROW* | — | | — | | — | | 3.4 | ROW | — | | — | |
| 1976 8 | 12:58:48.87 | | — | 6 | 37.382 | 116.000 | — | D | — | 16.20 | — | PAS | — | | — | | 3.1 | PAS | — | | — | | — | |
| 1976 8 | 13: 0: 0.00 | SIZ | — | — | 37.297 | 116.333 | — | | — | 0.00* | — | ROW* | — | | — | | — | | 3.2 | ROW | — | | — | |
| 1976 8 | 13:10:28.95 | SIZ | 0.12 | 7 | 37.297 | 116.325 | 0.8 | B | 95 | 3.64 | — | ROW | — | | — | | — | | 3.2 | ROW | — | | — | |
| 1976 8 | 13:35: 0.00 | SIZ | — | — | 37.297 | 116.333 | — | | — | 0.00* | — | ROW* | — | | — | | — | | 3.8 | ROW | — | | — | |
| 1976 8 | 13:35:29.84 | SIZ | — | 11 | 37.290 | 116.046 | — | C | — | 8.00* | — | PAS | — | | — | | 3.4 | PAS | — | | — | | — | |
| 1976 8 | 15:41: 0.00 | SIZ | — | — | 37.297 | 116.333 | — | | — | 0.00* | — | ROW* | — | | — | | — | | 3.3 | ROW | — | | — | |
| 1976 8 | 16: 1: 0.00 | SIZ | — | — | 37.297 | 116.333 | — | | — | 0.00* | — | ROW* | — | | — | | — | | 3.1 | ROW | — | | — | |
| 1976 8 | 16:14: 0.00 | SIZ | — | — | 37.297 | 116.333 | — | | — | 0.00* | — | ROW* | — | | — | | — | | 3.8 | ROW | — | | — | |
| 1976 8 | 16:14:19.90 | SIZ | — | 9 | 37.310 | 116.360 | — | | — | — | — | BRK | 5 | BRP | 4.3 | BRP | 4.6 | BRK | — | | 4.5 | PDX | 4.5 | PAS |
| 1976 8 | 20:18:17.19 | SIZ | 0.04 | 6 | 37.290 | 116.329 | 0.4 | B | 95 | 6.78 | — | ROW | — | | — | | — | | 2.9 | ROW | — | | — | |
| 1976 9 | 11:35:14.08 | SIZ | 0.10 | 7 | 37.304 | 116.334 | 1.3 | B | 104 | 13.12 | — | ROW | — | | — | | — | | 3.4 | ROW | — | | — | |
| 1976 9 | 11:36:51.68 | SIZ | 0.05 | 7 | 37.304 | 116.342 | 0.4 | B | 108 | 4.50 | — | ROW | — | | — | | — | | 3.2 | ROW | — | | — | |
| 1976 9 | 11:45:11.80 | SIZ | 0.39 | 12 | 37.288 | 116.353 | — | | — | 6.50 | — | RYN | — | | — | | 3.2 | PAS | 3.1 | RYN | — | | — | |
| 1976 9 | 11:46:47.90 | SIZ | 0.17 | 7 | 37.247 | 116.360 | — | | — | 17.50 | — | RYN | — | | — | | — | | 2.8 | RYN | — | | — | |
| 1976 10 | 4:40:49.35 | SIZ | 0.11 | 9 | 37.292 | 116.338 | 0.8 | A | 89 | 12.87 | — | ROW | — | | — | | — | | 3.0 | ROW | — | | — | |
| 1976 12 | 22:59:51.80 | | 0.22 | 8 | 38.208 | 116.968 | — | | — | 6.20 | — | RYN | — | | — | | — | | 4.0 | RYN | — | | — | |
| 1976 13 | 6:47:36.21 | SIZ | 0.08 | 8 | 37.336 | 116.326 | 0.7 | B | 81 | 4.72 | — | ROW | — | | — | | — | | 2.7 | ROW | — | | — | |
| 1976 13 | 14:43:46.80 | SIZ | 0.47 | 9 | 37.275 | 116.254 | — | | — | 8.30 | — | RYN | — | | — | | 3.3 | PAS | 3.5 | RYN | — | | — | |
| 1976 13 | 23:43:31.50 | | 0.28 | 8 | 38.212 | 116.957 | — | | — | — | — | RYN | — | | — | | — | | 4.0 | RYN | — | | — | |
| 1976 14 | 0:42:48.24 | SIZ | 0.04 | 8 | 37.305 | 116.336 | 0.4 | B | 105 | 10.17 | — | ROW | — | | — | | — | | 2.6 | ROW | — | | — | |
| 1976 14 | 6:48:12.32 | SIZ | 0.08 | 8 | 37.301 | 116.325 | 0.8 | B | 102 | 9.42 | — | ROW | — | | — | | — | | 2.8 | ROW | — | | — | |
| 1976 15 | 3:17:10.57 | SIZ | 0.07 | 7 | 37.295 | 116.330 | 0.6 | B | 95 | 9.90 | — | ROW | — | | — | | — | | 2.9 | ROW | — | | — | |
| 1976 17 | 9:51:47.97 | SIZ | 0.12 | 7 | 37.284 | 116.371 | 0.8 | B | 74 | 3.82 | — | ROW | — | | — | | — | | 3.1 | ROW | — | | — | |
| 1976 17 | 21:39:33.05 | SIZ | 0.27 | 9 | 37.259 | 116.316 | — | C | 227 | 0.34 | — | ROW | 5 | BRP | 4.3 | BRP | 4.3 | BRK | 4.0 | ROW | — | | 4.1 | PAS |
| 1976 17 | 22:36:31.38 | SIZ | 0.08 | 11 | 37.297 | 116.342 | 0.6 | B | 117 | 10.72 | — | ROW | — | | — | | — | | 3.0 | ROW | — | | — | |
| 1976 18 | 7:20:17.13 | SIZ | 0.14 | 12 | 37.298 | 116.334 | — | B | 94 | 14.06 | — | ROW | 5 | BRP | 4.4 | BRP | 4.4 | BRK | 4.0 | ROW | 4.4 | PDX | 4.0 | PAS |
| 1976 18 | 7:51:45.40 | SIZ | 0.41 | 10 | 37.261 | 116.336 | — | | — | 4.20 | — | RYN | — | | — | | — | | 1.5 | RYN | — | | — | |
| 1976 18 | 7:52: 0.00 | SIZ | — | — | 37.297 | 116.333 | — | | — | 0.00* | — | ROW* | — | | — | | — | | 3.1 | ROW | — | | — | |
| 1976 18 | 8:11:51.05 | SIZ | 0.22 | 10 | 37.306 | 116.342 | 1.3 | B | 92 | 7.38 | — | ROW | — | | — | | — | | 3.3 | ROW | — | | — | |
| 1976 19 | 22:20: 0.80 | | 0.34 | 8 | 38.194 | 117.010 | — | | — | 7.40 | — | RYN | — | | — | | — | | 1.6 | RYN | — | | — | |
| 1976 20 | 2:43:58.94 | SIZ | 0.11 | 9 | 37.320 | 116.334 | 0.8 | B | 104 | 9.62 | — | ROW | — | | — | | 3.3 | PAS | 3.4 | ROW | — | | — | |
| 1976 20 | 2:50:25.20 | SIZ | 0.15 | 10 | 37.318 | 116.333 | 1.0 | B | 104 | 6.30 | — | ROW | — | | — | | — | | 2.8 | ROW | — | | — | |
| 1976 20 | 3:18:15.94 | SIZ | 0.06 | 9 | 37.324 | 116.330 | 0.4 | B | 109 | 6.52 | — | ROW | — | | — | | — | | 3.0 | ROW | — | | — | |
| 1976 20 | 3:29:56.04 | SIZ | 0.11 | 10 | 37.320 | 116.336 | 0.7 | B | 102 | 8.60 | — | ROW | — | | — | | — | | 3.0 | ROW | — | | — | |
| 1976 20 | 3:37:18.71 | SIZ | 0.15 | 10 | 37.331 | 116.331 | 1.0 | B | 110 | 8.87 | — | ROW | — | | — | | — | | 3.2 | ROW | — | | — | |
| 1976 20 | 3:43:32.73 | SIZ | 0.07 | 7 | 37.328 | 116.334 | 0.8 | B | 114 | 7.91 | — | ROW | — | | — | | 3.1 | PAS | 3.4 | ROW | — | | — | |
| 1976 20 | 5:35:11.32 | SIZ | 0.08 | 11 | 37.299 | 116.339 | 0.5 | B | 92 | 12.40 | — | ROW | — | | — | | — | | 3.0 | ROW | — | | — | |
| 1976 20 | 10:37:28.26 | SIZ | 0.10 | 10 | 37.297 | 116.339 | 0.7 | B | 91 | 11.62 | — | ROW | — | | — | | — | | — | | — | | — | |
| 1976 20 | 10:38: 0.00 | SIZ | — | — | 37.297 | 116.333 | — | | — | 0.00* | — | ROW* | — | | — | | — | | 3.2 | ROW | — | | — | |
| 1976 22 | 9:57:14.10 | | 0.28 | 13 | 38.286 | 117.747 | — | C | — | 6.45 | — | RYN | — | | — | | — | | 2.5 | RYN | — | | — | |
| 1976 23 | 23:30: 0.00 | SIZ | — | — | 37.297 | 116.333 | — | | — | 0.00* | — | ROW* | — | | — | | — | | 3.1 | ROW | — | | — | |
| 1976 23 | 23:30:37.69 | SIZ | 0.19 | 10 | 37.299 | 116.343 | 1.2 | B | 90 | 9.87 | — | ROW | — | | — | | — | | 3.0 | ROW | — | | — | |
| 1976 24 | 5: 3:47.01 | | — | 29 | 35.639 | 117.496 | — | C | — | 6.75 | — | PAS | 3 | BRP | 3.2 | BRP | 3.2 | PAS | — | | — | | — | |
| 1976 24 | 6:54: 0.00 | SIZ | — | — | 37.297 | 116.333 | — | | — | 0.00* | — | ROW* | — | | — | | — | | 3.1 | ROW | — | | — | |
| 1976 24 | 6:54:42.59 | SIZ | 0.15 | 10 | 37.343 | 116.322 | 1.1 | B | 122 | 9.49 | — | ROW | — | | — | | — | | 3.0 | ROW | — | | — | |

| DATE (UTC) | ORIGIN TIME HR MN SEC | HYPOCENTER FLAG | RMS | NO | LATITUDE | LONGITUDE | ERH | Q | GAP | DEPTH | ERZ | REF | INTENSITY I | REF | MAGNITUDE MS | REF | ML | REF | MD | REF | mb | REF | OTH | REF |
|---|---|---|---|---|---|---|---|---|---|---|---|---|---|---|---|---|---|---|---|---|---|---|---|---|
| 1976 JAN 24 | 7: 2: 0.00 | SIZ | — | — | 37.297 | 116.333 | — | | — | 0.00* | — | ROW* | — | | — | | — | | 3.0 | ROW | — | | — | |
| 1976 24 | 7: 2:15.84 | SIZ | 0.09 | 10 | 37.329 | 116.325 | 0.5 | B | 116 | 4.05 | — | ROW | — | | — | | — | | 2.7 | ROW | — | | — | |
| 1976 26 | 3:26:11.00 | SIZ | 0.09 | 8 | 37.308 | 116.335 | 0.7 | B | 106 | 7.58 | — | ROW | — | | — | | — | | 2.5 | ROW | — | | — | |
| 1976 26 | 9: 2:54.63 | | — | 11 | 36.120 | 117.863 | — | C | — | 5.12 | — | PAS | — | | — | | 2.8 | PAS | — | | — | | — | |
| 1976 28 | 1:12:24.89 | | — | 9 | 35.826 | 117.898 | — | C | — | 3.76 | — | PAS | — | | — | | 2.6 | PAS | — | | — | | — | |
| 1976 28 | 4:52:54.16 | | — | 8 | 35.851 | 117.894 | — | B | — | 5.05 | — | PAS | 3 | BRP | 3.1 | BRP | 3.3 | PAS | — | | — | | — | |
| 1976 29 | 3:58: 8.62 | SIZ | 0.08 | 8 | 37.335 | 116.329 | 0.7 | B | 116 | 5.00 | — | ROW | — | | — | | — | | 3.0 | ROW | — | | — | |
| 1976 29 | 9:22:54.38 | | 0.09 | 7 | 36.715 | 116.355 | 0.8 | B | 124 | 3.76 | — | ROW | — | | — | | — | | 2.2 | ROW | — | | — | |
| 1976 30 | 12:54:42.11 | | 0.43 | 12 | 36.829 | 115.775 | 2.3 | C | 103 | 6.35 | — | ROW | — | | — | | — | | 2.4 | ROW | — | | — | |
| 1976 FEB 1 | 15:17: 5.31 | SIZ | 0.17 | 12 | 37.339 | 116.303 | 1.0 | B | 104 | 8.79 | — | ROW | — | | — | | — | | 2.9 | ROW | — | | — | |
| 1976 3 | 0:14:27.27 | SIZ | 0.22 | 13 | 37.307 | 116.344 | — | B | 92 | 6.54 | — | ROW | 5 | BRP | 4.0 | BRP | 4.2 | BRK | 3.7 | ROW | — | | 4.0 | PAS |
| 1976 3 | 0:31:11.15 | SIZ | 0.09 | 12 | 37.303 | 116.338 | 0.5 | B | 94 | 9.96 | — | ROW | — | | — | | — | | 2.7 | ROW | — | | — | |
| 1976 3 | 5:46:30.75 | SIZ | 0.11 | 12 | 37.301 | 116.338 | 0.6 | B | 94 | 11.18 | — | ROW | — | | — | | — | | 3.0 | ROW | — | | — | |
| 1976 3 | 11:13: 2.30 | SIZ | 0.08 | 10 | 37.304 | 116.338 | 0.5 | B | 95 | 10.58 | — | ROW | — | | — | | — | | 3.4 | ROW | — | | — | |
| 1976 3 | 12:29:47.31 | SIZ | 0.22 | 11 | 37.305 | 116.362 | 1.3 | B | 80 | 10.09 | — | ROW | — | | — | | — | | 3.1 | ROW | — | | — | |
| 1976 3 | 12:42:27.02 | SIZ | 0.09 | 11 | 37.308 | 116.339 | 0.6 | B | 96 | 10.03 | — | ROW | — | | — | | — | | 2.7 | ROW | — | | — | |
| 1976 3 | 20:53:41.62 | SIZ | 0.12 | 11 | 37.311 | 116.337 | 0.8 | B | 98 | 10.34 | — | ROW | — | | — | | — | | 3.0 | ROW | — | | — | |
| 1976 4 | 6:51:46.82 | SIZ | 0.17 | 13 | 37.304 | 116.340 | 0.9 | B | 73 | 13.97 | — | ROW | 4 | BRP | 3.7 | BRP | 4.2 | BRK | 3.9 | ROW | — | | 3.8 | PAS |
| 1976 4 | 7:33: 0.00 | SIZ | — | — | 37.297 | 116.333 | — | | — | 0.00* | — | ROW* | — | | — | | — | | 3.0 | ROW | — | | — | |
| 1976 4 | 19:43: 0.00 | SIZ | — | — | 37.107 | 116.037 | — | | — | 0.00* | — | ROW* | — | | — | | — | | 3.8 | ROW | — | | — | |
| 1976 4 | 20: 9: 0.00 | SIZ | — | — | 37.107 | 116.037 | — | | — | 0.00* | — | ROW* | — | | — | | — | | 4.3 | ROW | — | | — | |
| 1976 5 | 8:32:46.40 | | 0.08 | 16 | 38.263 | 117.850 | — | C | — | 2.03 | — | RYN | — | | — | | — | | 2.5 | RYN | — | | — | |
| 1976 5 | 22:43:14.29 | SIZ | 0.14 | 11 | 37.310 | 116.333 | 0.8 | A | 77 | 10.45 | — | ROW | — | | — | | — | | 3.1 | ROW | — | | — | |
| 1976 6 | 1:14:23.89 | SIZ | 0.11 | 11 | 37.299 | 116.339 | — | B | 92 | 12.89 | — | ROW | 5 | BRP | 4.2 | BRP | 4.0 | BRK | 3.9 | ROW | — | | 3.8 | PAS |
| 1976 6 | 1:20: 0.00 | SIZ | — | — | 37.107 | 116.037 | — | | — | 0.00* | — | ROW* | — | | — | | — | | 3.1 | ROW | — | | — | |
| 1976 6 | 1:41: 0.00 | SIZ | — | — | 37.107 | 116.037 | — | | — | 0.00* | — | ROW* | — | | — | | — | | 3.8 | ROW | — | | — | |
| 1976 6 | 1:41:12.35 | SIZ | — | 10 | 37.230 | 116.299 | — | D | — | 1.52 | — | PAS | 4 | BRP | 2.5 | BRP | 3.6 | PAS | — | | — | | — | |
| 1976 7 | 7:36:55.31 | SIZ | 0.14 | 10 | 37.309 | 116.335 | — | B | 107 | 14.52 | — | ROW | 5 | BRP | 4.3 | BRP | 4.8 | BRK | 3.8 | ROW | 4.3 | PDX | 4.6 | PAS |
| 1976 7 | 15: 3:20.85 | SIZ | 0.21 | 12 | 37.322 | 116.283 | 1.5 | B | 120 | 4.76 | — | ROW | — | | — | | — | | 2.9 | ROW | — | | — | |
| 1976 8 | 2:35:36.93 | SIZ | 0.17 | 9 | 37.313 | 116.336 | 1.5 | B | 109 | 8.55 | — | ROW | — | | — | | — | | 2.7 | ROW | — | | — | |
| 1976 8 | 2:50:48.09 | SIZ | 0.13 | 10 | 37.289 | 116.344 | 0.9 | B | 102 | 8.15 | — | ROW | — | | — | | — | | 2.5 | ROW | — | | — | |
| 1976 8 | 4:17:53.33 | SIZ | 0.16 | 10 | 37.311 | 116.336 | 1.2 | B | 108 | 7.69 | — | ROW | — | | — | | — | | 2.8 | ROW | — | | — | |
| 1976 8 | 8:51:49.10 | SIZ | 0.10 | 9 | 37.305 | 116.338 | 0.9 | B | 106 | 10.62 | — | ROW | — | | — | | — | | 3.0 | ROW | — | | — | |
| 1976 8 | 14:34:28.70 | SIZ | 0.06 | 9 | 37.294 | 116.345 | 0.6 | B | 106 | 12.17 | — | ROW | — | | — | | — | | 2.9 | ROW | — | | — | |
| 1976 10 | 1: 7:12.55 | SIZ | 0.13 | 9 | 37.344 | 116.313 | 1.0 | B | 96 | 4.50 | — | ROW | — | | — | | — | | 2.8 | ROW | — | | — | |
| 1976 11 | 1:29:25.10 | SIZ | 0.11 | 10 | 37.306 | 116.341 | 0.8 | B | 93 | 12.97 | — | ROW | — | | — | | — | | 3.2 | ROW | — | | — | |
| 1976 11 | 1:32:38.29 | SIZ | 0.10 | 9 | 37.299 | 116.353 | 0.9 | B | 144 | 10.60 | — | ROW | — | | — | | — | | 3.3 | ROW | — | | — | |
| 1976 12 | 16:23: 0.00 | SIZ | — | — | 37.271 | 116.488 | — | | — | 0.00* | — | ROW* | — | | — | | — | | 3.7 | ROW | — | | — | |
| 1976 12 | 16:33: 0.00 | SIZ | — | — | 37.271 | 116.488 | — | | — | 0.00* | — | ROW* | — | | — | | — | | 3.6 | ROW | — | | — | |
| 1976 12 | 16:52:24.64 | SIZ | 0.13 | 9 | 37.280 | 116.483 | 1.2 | B | 102 | 12.56 | — | ROW | — | | — | | — | | 4.2 | ROW | — | | — | |
| 1976 12 | 17: 6: 0.00 | SIZ | — | — | 37.271 | 116.488 | — | | — | 0.00* | — | ROW* | — | | — | | — | | 3.1 | ROW | — | | — | |
| 1976 12 | 17:14: 0.00 | SIZ | — | — | 37.271 | 116.488 | — | | — | 0.00* | — | ROW* | — | | — | | — | | 3.6 | ROW | — | | — | |
| 1976 12 | 17:19:36.30 | SIZ | 0.32 | 9 | 37.295 | 116.487 | 2.7 | C | 102 | 9.87 | — | ROW | — | | — | | — | | 3.4 | ROW | — | | — | |
| 1976 12 | 17:37:29.00 | CPDX | — | 17 | 37.271 | 116.488 | — | | — | — | — | PDX | — | | — | | 4.3 | PDX | — | | 4.8 | PDX | — | |
| 1976 12 | 17:44: 0.00 | SIZ | — | — | 37.271 | 116.488 | — | | — | 0.00* | — | ROW* | — | | — | | — | | 3.6 | ROW | — | | — | |
| 1976 12 | 17:47: 0.00 | SIZ | — | — | 37.271 | 116.488 | — | | — | 0.00* | — | ROW* | — | | — | | — | | 3.1 | ROW | — | | — | |
| 1976 12 | 17:52: 0.00 | SIZ | — | — | 37.271 | 116.488 | — | | — | 0.00* | — | ROW* | — | | — | | — | | 3.2 | ROW | — | | — | |
| 1976 12 | 18:18:42.12 | SIZ | 0.22 | 12 | 37.251 | 116.490 | 1.2 | B | 90 | 3.72 | — | ROW | — | | — | | — | | 2.6 | ROW | — | | — | |

SGB HISTORICAL HYPOCENTER SUMMARY 1868-1978

| DATE (UTC) | ORIGIN TIME HR MN SEC | HYPOCENTER FLAG | RMS | NO | LATITUDE | LONGITUDE | ERH | Q | GAP | DEPTH | ERZ | REF | INTENSITY I | REF | MAGNITUDE MS | REF | ML | REF | MD | REF | mb | REF | OTH | REF |
|---|---|---|---|---|---|---|---|---|---|---|---|---|---|---|---|---|---|---|---|---|---|---|---|---|
| 1976 FEB 12 | 18:23:18.04 | SIZ | 0.19 | 12 | 37.247 | 116.524 | 1.1 | B | 105 | 7.84 | — | ROW | — | | — | | — | | 3.1 | ROW | — | | — | |
| 1976 12 | 19: 1:16.01 | SIZ | 0.19 | 12 | 37.270 | 116.514 | 1.1 | B | 90 | 4.18 | — | ROW | — | | — | | — | | 3.2 | ROW | — | | — | |
| 1976 12 | 19:26: 2.27 | SIZ | 0.07 | 7 | 37.256 | 116.519 | 0.7 | B | 166 | 6.67 | — | ROW | — | | — | | — | | 3.4 | ROW | — | | — | |
| 1976 12 | 21:50: 0.00 | SIZ | — | — | 37.271 | 116.488 | — | | — | 0.00* | — | ROW* | — | | — | | — | | 3.3 | ROW | — | | — | |
| 1976 12 | 22:56: 0.00 | SIZ | — | — | 37.271 | 116.488 | — | | — | 0.00* | — | ROW* | — | | — | | — | | 3.1 | ROW | — | | — | |
| 1976 13 | 1:27: 0.00 | SIZ | — | — | 37.271 | 116.488 | — | | — | 0.00* | — | ROW* | — | | — | | — | | 3.3 | ROW | — | | — | |
| 1976 13 | 2: 4:57.25 | SIZ | 0.22 | 11 | 37.265 | 116.503 | 1.3 | B | 86 | 5.86 | — | ROW | — | | — | | — | | 3.2 | ROW | — | | — | |
| 1976 13 | 5:14: 0.00 | SIZ | — | — | 37.271 | 116.488 | — | | — | 0.00* | — | ROW* | — | | — | | — | | 3.1 | ROW | — | | — | |
| 1976 13 | 5:24: 2.72 | SIZ | 0.14 | 11 | 37.272 | 116.498 | 0.9 | A | 87 | 4.48 | — | ROW | — | | — | | — | | 2.6 | ROW | — | | — | |
| 1976 13 | 5:56: 0.00 | SIZ | — | — | 37.271 | 116.488 | — | | — | 0.00* | — | ROW* | — | | — | | — | | 3.1 | ROW | — | | — | |
| 1976 13 | 7:52:19.33 | SIZ | 0.17 | 11 | 37.258 | 116.504 | 1.1 | B | 96 | 8.55 | — | ROW | 4 | BRP | 2.5 | BRP | 3.5 | BRP | 3.9 | ROW | — | | — | |
| 1976 13 | 11:40: 5.47 | SIZ | 0.06 | 6 | 37.250 | 116.492 | 1.3 | C | 154 | 3.48 | — | ROW | — | | — | | — | | 3.3 | ROW | — | | — | |
| 1976 13 | 14:54: 0.00 | SIZ | — | — | 37.271 | 116.488 | — | | — | 0.00* | — | ROW* | — | | — | | — | | 3.0 | ROW | — | | — | |
| 1976 13 | 16:37:35.71 | SIZ | 0.16 | 11 | 37.282 | 116.507 | 0.9 | B | 91 | 6.19 | — | ROW | — | | — | | 3.0 | PAS | 3.4 | ROW | — | | — | |
| 1976 13 | 17:11: 0.00 | SIZ | — | — | 37.271 | 116.488 | — | | — | 0.00* | — | ROW* | — | | — | | — | | 3.2 | ROW | — | | — | |
| 1976 13 | 17:11:16.35 | SIZ | — | 5 | 37.298 | 116.450 | — | D | — | 8.00* | — | PAS | — | | — | | 2.9 | PAS | — | | — | | — | |
| 1976 13 | 20: 5:23.93 | SIZ | 0.16 | 9 | 37.270 | 116.505 | 1.1 | B | 87 | 5.72 | — | ROW | — | | — | | — | | 3.1 | ROW | — | | — | |
| 1976 13 | 23:22:31.97 | SIZ | 0.13 | 11 | 37.262 | 116.512 | 0.8 | B | 100 | 6.19 | — | ROW | — | | — | | — | | 3.3 | ROW | — | | — | |
| 1976 14 | 2:23: 0.00 | SIZ | — | — | 37.271 | 116.488 | — | | — | 0.00* | — | ROW* | — | | — | | — | | 3.1 | ROW | — | | — | |
| 1976 14 | 3: 7:59.03 | SIZ | 0.17 | 11 | 37.300 | 116.368 | 0.9 | B | 90 | 8.70 | — | ROW | — | | — | | — | | 2.6 | ROW | — | | — | |
| 1976 14 | 3:54: 0.00 | SIZ | — | — | 37.271 | 116.488 | — | | — | 0.00* | — | ROW* | — | | — | | — | | 3.1 | ROW | — | | — | |
| 1976 14 | 4:19:53.36 | SIZ | 0.17 | 11 | 37.285 | 116.503 | 1.2 | B | 105 | 5.58 | — | ROW | — | | — | | — | | 2.7 | ROW | — | | — | |
| 1976 14 | 7:18: 5.47 | SIZ | 0.11 | 12 | 37.254 | 116.511 | 0.6 | B | 104 | 5.56 | — | ROW | — | | — | | — | | 2.8 | ROW | — | | — | |
| 1976 14 | 14:37:33.04 | SIZ | 0.05 | 10 | 37.234 | 116.420 | 0.3 | B | 74 | 6.68 | — | ROW | — | | — | | — | | 3.5 | ROW | — | | — | |
| 1976 14 | 14:49: 0.00 | SIZ | — | — | 37.243 | 116.420 | — | | — | 0.00* | — | ROW* | — | | — | | — | | 3.0 | ROW | — | | — | |
| 1976 14 | 15:23: 0.00 | SIZ | — | — | 37.243 | 116.420 | — | | — | 0.00* | — | ROW* | — | | — | | — | | 3.1 | ROW | — | | — | |
| 1976 14 | 15:23:49.82 | SIZ | 0.10 | 12 | 37.238 | 116.429 | 0.5 | B | 74 | 7.69 | — | ROW | — | | — | | — | | 2.8 | ROW | — | | — | |
| 1976 14 | 15:56: 0.00 | SIZ | — | — | 37.243 | 116.420 | — | | — | 0.00* | — | ROW* | — | | — | | — | | 3.1 | ROW | — | | — | |
| 1976 14 | 21:16: 0.00 | SIZ | — | — | 37.243 | 116.420 | — | | — | 0.00* | — | ROW* | — | | — | | — | | 3.1 | ROW | — | | — | |
| 1976 14 | 21:42: 0.00 | SIZ | — | — | 37.243 | 116.420 | — | | — | 0.00* | — | ROW* | — | | — | | — | | 3.5 | ROW | — | | — | |
| 1976 14 | 22:26: 0.00 | SIZ | — | — | 37.243 | 116.420 | — | | — | 0.00* | — | ROW* | — | | — | | — | | 3.0 | ROW | — | | — | |
| 1976 14 | 23: 0:28.56 | SIZ | 0.13 | 11 | 37.249 | 116.494 | 0.6 | B | 95 | 3.34 | — | ROW | — | | — | | — | | 3.9 | ROW | — | | — | |
| 1976 14 | 23:15: 0.00 | SIZ | — | — | 37.243 | 116.420 | — | | — | 0.00* | — | ROW* | — | | — | | — | | 3.0 | ROW | — | | — | |
| 1976 14 | 23:44: 0.00 | SIZ | — | — | 37.243 | 116.420 | — | | — | 0.00* | — | ROW* | — | | — | | — | | 3.0 | ROW | — | | — | |
| 1976 15 | 2:48: 1.75 | SIZ | 0.09 | 11 | 37.230 | 116.423 | 0.5 | C | 98 | 4.96 | — | ROW | — | | — | | — | | 3.8 | ROW | — | | — | |
| 1976 15 | 3:10: 0.00 | SIZ | — | — | 37.243 | 116.420 | — | | — | 0.00* | — | ROW* | — | | — | | — | | 3.3 | ROW | — | | — | |
| 1976 15 | 3:28: 0.00 | SIZ | — | — | 37.243 | 116.420 | — | | — | 0.00* | — | ROW* | — | | — | | — | | 3.1 | ROW | — | | — | |
| 1976 15 | 3:46: 0.00 | SIZ | — | — | 37.243 | 116.420 | — | | — | 0.00* | — | ROW* | — | | — | | — | | 3.1 | ROW | — | | — | |
| 1976 15 | 3:52:58.30 | CSNL | — | 9 | 37.464 | 116.577 | — | | — | — | — | ISC | — | | — | | — | | — | | — | | — | |
| 1976 15 | 5: 9:55.97 | SIZ | 0.13 | 10 | 37.294 | 116.340 | 0.9 | B | 91 | 10.27 | — | ROW | — | | — | | — | | 2.7 | ROW | — | | — | |
| 1976 15 | 6:24: 0.00 | SIZ | — | — | 37.243 | 116.420 | — | | — | 0.00* | — | ROW* | — | | — | | — | | 3.1 | ROW | — | | — | |
| 1976 16 | 4:42: 0.00 | SIZ | — | — | 37.243 | 116.420 | — | | — | 0.00* | — | ROW* | — | | — | | — | | 3.2 | ROW | — | | — | |
| 1976 16 | 6:58: 0.00 | SIZ | — | — | 37.243 | 116.420 | — | | — | 0.00* | — | ROW* | — | | — | | — | | 3.0 | ROW | — | | — | |
| 1976 16 | 6:58:28.95 | SIZ | 0.17 | 10 | 37.233 | 116.422 | 1.0 | B | 75 | 6.12 | — | ROW | — | | — | | — | | 2.7 | ROW | — | | — | |
| 1976 16 | 9:19:13.56 | SIZ | 0.12 | 9 | 37.235 | 116.428 | — | B | 134 | 9.18 | — | ROW | — | | — | | 2.9 | PAS | 3.2 | ROW | — | | — | |
| 1976 17 | 7:51:14.79 | SIZ | 0.20 | 9 | 37.291 | 116.477 | 1.4 | B | 90 | 6.24 | — | ROW | — | | — | | — | | 2.9 | ROW | — | | — | |
| 1976 17 | 13: 1:53.27 | SIZ | 0.14 | 11 | 37.267 | 116.511 | 0.8 | B | 91 | 6.46 | — | ROW | — | | — | | — | | 2.9 | ROW | — | | — | |

| DATE (UTC) | ORIGIN TIME HR MN SEC | HYPOCENTER FLAG | RMS | NO | LATITUDE | LONGITUDE | ERH | Q | GAP | DEPTH | ERZ | REF | INTENSITY I | REF | MAGNITUDE MS | REF | ML | REF | MD | REF | mb | REF | OTH | REF |
|---|---|---|---|---|---|---|---|---|---|---|---|---|---|---|---|---|---|---|---|---|---|---|---|---|
| 1976 FEB 17 | 21:57:45.69 | SIZ | 0.15 | 10 | 37.243 | 116.510 | 1.0 | B | 104 | 6.22 | — | ROW | — | | — | | — | | 3.8 | ROW | — | | — | |
| 1976 17 | 23:18:17.02 | SIZ | 0.09 | 8 | 37.250 | 116.527 | — | B | 167 | 6.78 | — | ROW | 5 | BRP | 4.3 | BRP | 4.2 | BRK | 3.8 | ROW | 4.0 | POX | 3.8 | PAS |
| 1976 17 | 23:44:14.20 | SIZ | 0.14 | 9 | 37.254 | 116.522 | 1.2 | C | 167 | 8.19 | — | ROW | — | | — | | — | | 3.4 | ROW | — | | — | |
| 1976 18 | 3:23: 0.00 | SIZ | — | — | 37.243 | 116.420 | — | | — | 0.00* | — | ROW* | — | | — | | — | | 3.1 | ROW | — | | — | |
| 1976 18 | 10:38: 0.00 | SIZ | — | — | 37.243 | 116.420 | — | | — | 0.00* | — | ROW* | — | | — | | — | | 3.0 | ROW | — | | — | |
| 1976 18 | 10:48: 0.00 | SIZ | — | — | 37.243 | 116.420 | — | | — | 0.00* | — | ROW* | — | | — | | — | | 3.0 | ROW | — | | — | |
| 1976 18 | 12:41: 3.88 | SIZ | 0.12 | 9 | 37.239 | 116.512 | 0.9 | B | 104 | 6.44 | — | ROW | — | | — | | — | | 3.1 | ROW | — | | — | |
| 1976 18 | 17:54: 0.00 | SIZ | — | — | 37.243 | 116.420 | — | | — | 0.00* | — | ROW* | — | | — | | — | | 3.0 | ROW | — | | — | |
| 1976 19 | 8: 4:31.23 | SIZ | 0.18 | 9 | 37.243 | 116.510 | 1.1 | B | 104 | 0.04 | — | ROW | — | | — | | — | | 3.1 | ROW | — | | — | |
| 1976 19 | 16:44: 4.61 | SIZ | 0.15 | 8 | 37.252 | 116.515 | 1.1 | B | 104 | 6.62 | — | ROW | — | | — | | — | | 3.3 | ROW | — | | — | |
| 1976 19 | 17: 1: 1.38 | | — | 9 | 36.254 | 117.606 | — | D | — | 4.12 | — | PAS | 4 | BRP | 3.9 | BRP | 3.9 | PAS | — | | — | | 4.2 | BRK |
| 1976 19 | 20:58:17.18 | | — | 6 | 36.193 | 117.609 | — | D | — | 5.12 | — | PAS | — | | — | | 2.6 | PAS | — | | — | | — | |
| 1976 19 | 22:13: 4.58 | | — | 7 | 36.185 | 117.619 | — | C | — | 5.95 | — | PAS | — | | — | | 2.7 | PAS | — | | — | | — | |
| 1976 19 | 22:47:59.51 | | — | 7 | 36.210 | 117.586 | — | C | — | 5.90 | — | PAS | — | | — | | 2.6 | PAS | — | | — | | — | |
| 1976 20 | 0:20:49.19 | | — | 9 | 36.216 | 117.742 | — | D | — | 8.00* | — | PAS | — | | — | | 2.9 | PAS | — | | — | | — | |
| 1976 20 | 1: 0:13.15 | | — | 8 | 36.208 | 117.598 | — | D | — | 4.04 | — | PAS | — | | — | | 2.5 | PAS | — | | — | | — | |
| 1976 20 | 14:54:51.21 | SIZ | 0.12 | 9 | 37.253 | 116.508 | 0.9 | B | 104 | 4.96 | — | ROW | — | | — | | — | | 3.2 | ROW | — | | — | |
| 1976 20 | 17:13:50.20 | | 0.50 | 11 | 38.116 | 114.980 | — | | — | — | — | RYN | — | | — | | 2.9 | PAS | 3.6 | RYN | — | | — | |
| 1976 20 | 19:25:31.30 | | — | 6 | 36.211 | 117.578 | — | D | — | 4.02 | — | PAS | — | | — | | 2.2 | PAS | — | | — | | — | |
| 1976 21 | 9:46:32.79 | | — | 7 | 36.200 | 117.598 | — | D | — | 4.55 | — | PAS | — | | — | | 2.3 | PAS | — | | — | | — | |
| 1976 21 | 10:27:40.87 | | — | 9 | 36.200 | 117.637 | — | C | — | 3.93 | — | PAS | — | | — | | 2.4 | PAS | — | | — | | — | |
| 1976 21 | 11:16: 1.47 | | — | 9 | 36.174 | 117.648 | — | C | — | 4.30 | — | PAS | — | | — | | 2.4 | PAS | — | | — | | — | |
| 1976 21 | 16:34: 5.90 | SIZ | 0.17 | 10 | 37.269 | 116.513 | 1.1 | B | 90 | 6.61 | — | ROW | — | | — | | — | | 3.0 | ROW | — | | — | |
| 1976 23 | 4:51:34.25 | SIZ | 0.21 | 11 | 37.251 | 116.518 | 1.3 | B | 104 | 6.54 | — | ROW | — | | — | | — | | 3.0 | ROW | — | | — | |
| 1976 23 | 7: 6:13.96 | SIZ | 0.11 | 9 | 37.244 | 116.477 | 1.2 | C | 178 | 12.81 | — | ROW | — | | — | | 2.9 | PAS | 3.7 | ROW | — | | — | |
| 1976 23 | 9:38:58.28 | | — | 12 | 36.188 | 117.598 | — | C | — | 8.00* | — | PAS | — | | — | | 3.0 | PAS | — | | — | | — | |
| 1976 23 | 14:44:33.19 | SIZ | 0.13 | 8 | 37.245 | 116.523 | 1.2 | C | 167 | 7.40 | — | ROW | — | | — | | 3.0 | PAS | 3.4 | ROW | — | | — | |
| 1976 24 | 22:41:41.42 | | — | 8 | 36.209 | 117.598 | — | D | — | 3.63 | — | PAS | — | | — | | 2.3 | PAS | — | | — | | — | |
| 1976 25 | 18:14: 7.53 | SIZ | 0.10 | 10 | 37.298 | 116.339 | 0.6 | B | 104 | 4.29 | — | ROW | — | | — | | — | | 2.8 | ROW | — | | — | |
| 1976 26 | 14:49:59.90 | SIZ | — | 14 | 37.010 | 115.970 | — | | — | — | — | BRK | 5 | BRP | 4.1 | BRP | 4.1 | BRK | — | | 4.2 | POX | — | |
| 1976 26 | 21:35:35.15 | | — | 6 | 35.703 | 117.588 | — | C | — | 4.23 | — | PAS | — | | — | | 2.4 | PAS | — | | — | | — | |
| 1976 26 | 22:52:53.78 | SIZ | 0.36 | 10 | 37.263 | 116.404 | 2.1 | C | 106 | 4.33 | — | ROW | — | | — | | — | | 2.6 | ROW | — | | — | |
| 1976 28 | 23:26:13.44 | SIZ | 0.29 | 10 | 37.295 | 116.513 | 1.9 | B | 96 | 7.15 | — | ROW | — | | — | | — | | 2.7 | ROW | — | | — | |
| 1976 MAR 1 | 15: 7:48.02 | | — | 6 | 35.657 | 117.715 | — | D | — | 12.30 | — | PAS | — | | — | | 2.1 | PAS | — | | — | | — | |
| 1976 3 | 2: 3:59.55 | SIZ | 0.12 | 9 | 37.309 | 116.339 | 0.9 | B | 96 | 11.79 | — | ROW | — | | — | | — | | 2.9 | ROW | — | | — | |
| 1976 3 | 7:32: 6.50 | | 0.17 | 6 | 37.028 | 116.396 | — | | — | 10.60 | — | RYN | — | | — | | 3.2 | PAS | 3.2 | RYN | — | | — | |
| 1976 3 | 13:14:18.16 | SIZ | 0.17 | 10 | 37.298 | 116.337 | 1.1 | B | 93 | 9.75 | — | ROW | — | | — | | 3.4 | PAS | 3.7 | ROW | — | | — | |
| 1976 3 | 13:47:28.59 | SIZ | 0.07 | 6 | 37.317 | 116.337 | 0.8 | B | 100 | 11.08 | — | ROW | — | | — | | — | | 2.5 | ROW | — | | — | |
| 1976 4 | 14: 3:17.62 | | — | 6 | 36.225 | 117.894 | — | C | — | 12.00* | — | PAS | — | | — | | 2.0 | PAS | — | | — | | — | |
| 1976 6 | 12:17: 8.56 | | — | 12 | 35.895 | 117.801 | — | C | — | 3.23 | — | PAS | 3 | BRP | 1.8 | BRP | 3.0 | PAS | — | | — | | — | |
| 1976 7 | 11:58: 5.00 | | 0.18 | 14 | 38.285 | 117.833 | — | D | — | 3.43 | — | RYN | — | | — | | — | | 2.6 | RYN | — | | — | |
| 1976 7 | 18:18: 7.49 | SIZ | 0.14 | 10 | 37.271 | 116.516 | 0.9 | A | 89 | 6.75 | — | ROW | — | | — | | — | | 2.7 | ROW | — | | — | |
| 1976 7 | 19:20:42.45 | SIZ | 0.12 | 10 | 37.270 | 116.515 | 0.8 | B | 91 | 6.53 | — | ROW | — | | — | | — | | — | | — | | — | |
| 1976 8 | 0:40:13.96 | SIZ | 0.09 | 9 | 37.287 | 116.561 | 0.6 | C | 107 | 5.85 | — | ROW | — | | — | | — | | 3.1 | ROW | — | | — | |
| 1976 8 | 2:31:11.38 | SIZ | 0.13 | 11 | 37.241 | 116.511 | 0.8 | B | 104 | 4.77 | — | ROW | — | | — | | 2.7 | PAS | 3.3 | ROW | — | | — | |
| 1976 8 | 9:13:18.91 | SIZ | 0.14 | 11 | 37.215 | 116.493 | 0.9 | B | 103 | 8.80 | — | ROW | — | | — | | — | | 2.9 | ROW | — | | — | |
| 1976 9 | 14:34: 0.00 | SIZ | — | — | 37.310 | 116.364 | — | | — | 0.00* | — | ROW* | — | | — | | — | | 3.6 | ROW | — | | — | |
| 1976 9 | 14:39: 0.00 | SIZ | — | — | 37.310 | 116.364 | — | | — | 0.00* | — | ROW* | — | | — | | — | | 3.5 | ROW | — | | — | |

SGB HISTORICAL HYPOCENTER SUMMARY 1868-1978

| DATE (UTC) | ORIGIN TIME HR MN SEC | HYPOCENTER FLAG | RMS | NO | LATITUDE | LONGITUDE | ERH | Q | GAP | DEPTH | ERZ | REF | INTENSITY I | REF | MAGNITUDE MS | REF | ML | REF | MD | REF | mb | REF | OTH | REF |
|---|---|---|---|---|---|---|---|---|---|---|---|---|---|---|---|---|---|---|---|---|---|---|---|---|
| 1976 MAR 9 | 14:51: 0.81 | SIZ | 0.16 | 9 | 37.325 | 116.360 | 1.3 | C | 152 | 6.26 | — | ROW | — | | — | | — | | 3.1 | ROW | — | | — | |
| 1976 9 | 14:56: 0.00 | SIZ | — | — | 37.310 | 116.364 | — | | — | 0.00* | — | ROW* | — | | — | | — | | 3.0 | ROW | — | | — | |
| 1976 9 | 14:56: 0.00 | SIZ | — | — | 37.310 | 116.364 | — | | — | 0.00* | — | ROW* | — | | — | | — | | 3.4 | ROW | — | | — | |
| 1976 9 | 14:59:38.79 | SIZ | 0.19 | 9 | 37.342 | 116.359 | 1.2 | B | 82 | 5.81 | — | ROW | — | | — | | — | | 3.4 | ROW | — | | — | |
| 1976 9 | 15: 9: 0.00 | SIZ | — | — | 37.310 | 116.364 | — | | — | 0.00* | — | ROW* | — | | — | | — | | 3.2 | ROW | — | | — | |
| 1976 9 | 15:12: 0.00 | SIZ | — | — | 37.310 | 116.364 | — | | — | 0.00* | — | ROW* | — | | — | | — | | 3.2 | ROW | — | | — | |
| 1976 9 | 15:17:12.00 | SIZ | 0.09 | 10 | 37.317 | 116.358 | 0.6 | B | 85 | 5.89 | — | ROW | — | | — | | — | | — | | — | | — | |
| 1976 9 | 16:33: 0.00 | SIZ | — | — | 37.310 | 116.364 | — | | — | 0.00* | — | ROW* | — | | — | | — | | 3.4 | ROW | — | | — | |
| 1976 9 | 16:41:49.02 | SIZ | 0.20 | 9 | 37.308 | 116.370 | 1.1 | C | 76 | 1.05 | — | ROW | — | | — | | — | | 3.1 | ROW | — | | — | |
| 1976 9 | 16:55: 2.00 | CPDX | — | 13 | 37.310 | 116.364 | — | | — | — | — | PDX | — | | — | | 4.0 | PDX | — | | 4.1 | PDX | — | |
| 1976 9 | 17:31: 5.14 | SIZ | 0.24 | 12 | 37.316 | 116.341 | 1.2 | B | 71 | 4.19 | — | ROW | — | | — | | — | | 3.2 | ROW | — | | — | |
| 1976 9 | 18:39:33.38 | SIZ | 0.11 | 12 | 37.321 | 116.353 | 0.5 | B | 63 | 3.20 | — | ROW | — | | — | | — | | 2.8 | ROW | — | | — | |
| 1976 9 | 20:54: 5.43 | SIZ | 0.25 | 9 | 37.335 | 116.300 | — | C | 141 | 0.31 | — | ROW | 5 | BRP | 4.1 | BRP | 4.2 | BRK | 4.1 | ROW | 4.1 | PDX | — | |
| 1976 9 | 21: 3:47.86 | SIZ | 0.10 | 12 | 37.328 | 116.320 | 0.5 | B | 86 | 4.07 | — | ROW | — | | — | | — | | 3.2 | ROW | — | | — | |
| 1976 9 | 21:41:18.61 | SIZ | 0.15 | 10 | 37.329 | 116.324 | 0.8 | B | 83 | 3.32 | — | ROW | — | | — | | — | | 2.8 | ROW | — | | — | |
| 1976 10 | 1:37:58.67 | SIZ | 0.12 | 8 | 37.306 | 116.338 | 0.9 | B | 74 | 7.40 | — | ROW | — | | — | | — | | 2.8 | ROW | — | | — | |
| 1976 10 | 4:28:32.35 | SIZ | 0.18 | 9 | 37.338 | 116.323 | 1.3 | B | 84 | 9.05 | — | ROW | — | | — | | — | | 3.2 | ROW | — | | — | |
| 1976 10 | 12:41: 5.63 | SIZ | 0.19 | 7 | 37.321 | 116.335 | 1.3 | B | 112 | 3.24 | — | ROW | — | | — | | 3.0 | PAS | 3.4 | ROW | — | | — | |
| 1976 10 | 16:31:11.27 | | — | 10 | 35.901 | 117.267 | — | D | — | 8.00* | — | PAS | — | | — | | 2.3 | PAS | — | | — | | — | |
| 1976 10 | 16:51: 0.00 | SIZ | — | — | 37.310 | 116.364 | — | | — | 0.00* | — | ROW* | — | | — | | — | | 3.0 | ROW | — | | — | |
| 1976 10 | 22:45:20.59 | SIZ | 0.19 | 8 | 37.327 | 116.367 | 1.6 | B | 83 | 10.40 | — | ROW | — | | — | | — | | 3.2 | ROW | — | | — | |
| 1976 11 | 1:24:21.32 | SIZ | 0.10 | 9 | 37.316 | 116.358 | 0.8 | B | 126 | 8.12 | — | ROW | — | | — | | — | | 3.1 | ROW | — | | — | |
| 1976 11 | 1:43:42.84 | SIZ | 0.12 | 11 | 37.269 | 116.514 | 0.8 | B | 91 | 6.17 | — | ROW | — | | — | | — | | 2.9 | ROW | — | | — | |
| 1976 11 | 15:15: 9.28 | SIZ | 0.29 | 8 | 37.350 | 116.366 | 2.3 | B | 88 | 10.77 | — | ROW | — | | — | | — | | 2.8 | ROW | — | | — | |
| 1976 11 | 19:26: 0.00 | SIZ | — | — | 37.310 | 116.364 | — | | — | 0.00* | — | ROW* | — | | — | | — | | 3.4 | ROW | — | | — | |
| 1976 12 | 4:52:18.14 | SIZ | 0.14 | 7 | 37.292 | 116.557 | 1.5 | C | 168 | 10.12 | — | ROW | — | | — | | — | | 2.6 | ROW | — | | — | |
| 1976 12 | 5:39: 6.82 | SIZ | 0.15 | 8 | 37.267 | 116.518 | 1.2 | B | 101 | 7.19 | — | ROW | — | | — | | — | | 3.0 | ROW | — | | — | |
| 1976 12 | 22:35:49.09 | SIZ | 0.12 | 10 | 37.267 | 116.520 | 0.8 | B | 104 | 6.72 | — | ROW | — | | — | | — | | 3.2 | ROW | — | | — | |
| 1976 13 | 4:46:57.46 | SIZ | 0.15 | 10 | 37.322 | 116.315 | 0.8 | B | 89 | 4.15 | — | ROW | — | | — | | — | | 2.9 | ROW | — | | — | |
| 1976 13 | 9:48:34.59 | | — | 8 | 36.008 | 117.895 | — | C | — | 5.40 | — | PAS | — | | — | | 2.2 | PAS | — | | — | | — | |
| 1976 13 | 14:16:35.35 | SIZ | 0.14 | 9 | 37.271 | 116.551 | 1.8 | C | 249 | 11.71 | — | ROW | — | | — | | — | | 3.1 | ROW | — | | — | |
| 1976 13 | 20:32:59.37 | SIZ | 0.18 | 7 | 37.271 | 116.488 | 2.5 | C | 162 | 13.20 | — | ROW | — | | — | | — | | 2.6 | ROW | — | | — | |
| 1976 14 | 13: 6: 0.00 | SIZ | — | — | 37.306 | 116.471 | — | | — | 0.00* | — | ROW* | — | | — | | — | | 3.0 | ROW | — | | — | |
| 1976 14 | 13:10: 0.00 | SIZ | — | — | 37.306 | 116.471 | — | | — | 0.00* | — | ROW* | — | | — | | — | | 3.4 | ROW | — | | — | |
| 1976 14 | 13:43: 0.00 | SIZ | — | — | 37.306 | 116.471 | — | | — | 0.00* | — | ROW* | — | | — | | — | | 3.2 | ROW | — | | — | |
| 1976 14 | 13:52:42.50 | CPDX | — | 10 | 37.306 | 116.471 | — | | — | — | — | PDX | — | | — | | — | | — | | — | | — | |
| 1976 14 | 14: 9:52.00 | CPDX | — | 14 | 37.306 | 116.471 | — | | — | — | — | PDX | — | | — | | — | | — | | 4.3 | PDX | — | |
| 1976 14 | 14:18:15.00 | CPDX | — | 16 | 37.306 | 116.471 | — | | — | — | — | PDX | — | | — | | — | | — | | 4.2 | PDX | — | |
| 1976 14 | 14:59:22.20 | CPDX | — | 11 | 37.306 | 116.471 | — | | — | — | — | PDX | — | | — | | — | | — | | 4.3 | PDX | — | |
| 1976 14 | 15: 6: 0.00 | SIZ | — | — | 37.306 | 116.471 | — | | — | 0.00* | — | ROW* | — | | — | | — | | 3.7 | ROW | — | | — | |
| 1976 14 | 15: 8: 0.00 | SIZ | — | — | 37.306 | 116.471 | — | | — | 0.00* | — | ROW* | — | | — | | — | | 3.9 | ROW | — | | — | |
| 1976 14 | 15:24: 0.00 | SIZ | — | — | 37.306 | 116.471 | — | | — | 0.00* | — | ROW* | — | | — | | — | | 4.6 | ROW | — | | — | |
| 1976 14 | 15:24:28.80 | CPDX | — | 21 | 37.306 | 116.471 | — | | — | — | — | PDX | — | | — | | 4.7 | PDX | — | | 4.1 | PDX | — | |
| 1976 14 | 15:30: 0.00 | SIZ | — | — | 37.306 | 116.471 | — | | — | 0.00* | — | ROW* | — | | — | | — | | 3.0 | ROW | — | | — | |
| 1976 14 | 16:22:34.01 | SIZ | 0.18 | 12 | 37.295 | 116.479 | 1.0 | B | 92 | 6.55 | — | ROW | — | | — | | — | | 3.3 | ROW | — | | — | |
| 1976 14 | 18:18:13.46 | SIZ | 0.30 | 10 | 37.317 | 116.486 | 1.8 | C | 100 | 1.56 | — | ROW | — | | — | | — | | 2.6 | ROW | — | | — | |
| 1976 14 | 19:12:23.80 | SIZ | 0.34 | 12 | 37.326 | 116.487 | 1.8 | C | 104 | 0.21 | — | ROW | — | | — | | — | | 2.8 | ROW | — | | — | |
| 1976 14 | 19:27:52.40 | SIZ | 0.13 | 13 | 37.291 | 116.473 | 0.7 | A | 90 | 6.27 | — | ROW | 3 | BRP | 3.0 | BRP | — | | 3.8 | ROW | 3.9 | PDX | — | |

| DATE (UTC) | ORIGIN TIME HR MN SEC | HYPOCENTER FLAG | RMS | NO | LATITUDE | LONGITUDE | ERH | Q | GAP | DEPTH | ERZ | REF | INTENSITY I | REF | MAGNITUDE MS | REF | ML | REF | MD | REF | mb | REF | OTH | REF |
|---|---|---|---|---|---|---|---|---|---|---|---|---|---|---|---|---|---|---|---|---|---|---|---|---|
| 1976 MAR 14 | 19:38:35.83 | SIZ | 0.13 | 11 | 37.274 | 116.514 | 0.8 | A | 89 | 6.96 | — | ROW | — | | — | | — | | 2.9 | ROW | — | | — | |
| 1976 14 | 22:18:42.02 | SIZ | 0.26 | 8 | 37.322 | 116.483 | 1.8 | B | 102 | 3.17 | — | ROW | — | | — | | — | | 2.5 | ROW | — | | — | |
| 1976 15 | 0:16:12.95 | SIZ | 0.13 | 12 | 37.284 | 116.458 | 0.7 | A | 85 | 7.86 | — | ROW | — | | — | | — | | 3.4 | ROW | — | | — | |
| 1976 15 | 0:48: 0.00 | SIZ | — | — | 37.306 | 116.471 | — | | — | 0.00* | — | ROW* | — | | — | | — | | 3.0 | ROW | — | | — | |
| 1976 15 | 3:14: 0.00 | SIZ | — | — | 37.306 | 116.471 | — | | — | 0.00* | — | ROW* | — | | — | | — | | 3.0 | ROW | — | | — | |
| 1976 15 | 4:55:59.77 | SIZ | 0.14 | 11 | 37.287 | 116.459 | 0.8 | A | 86 | 8.72 | — | ROW | — | | — | | — | | 3.0 | ROW | — | | — | |
| 1976 15 | 7: 3:39.79 | SIZ | 0.08 | 8 | 37.317 | 116.499 | 0.6 | B | 103 | 6.56 | — | ROW | — | | — | | — | | 2.7 | ROW | — | | — | |
| 1976 15 | 12:20:36.37 | SIZ | 0.18 | 10 | 37.300 | 116.347 | 1.1 | B | 69 | 10.30 | — | ROW | — | | — | | — | | 2.7 | ROW | — | | — | |
| 1976 15 | 13:27:26.51 | SIZ | 0.33 | 10 | 37.319 | 116.477 | 1.8 | C | 100 | 2.50 | — | ROW | — | | — | | — | | 2.7 | ROW | — | | — | |
| 1976 15 | 22:50:59.15 | SIZ | 0.16 | 13 | 37.289 | 116.452 | 0.8 | B | 85 | 9.22 | — | ROW | — | | — | | — | | 2.7 | ROW | — | | — | |
| 1976 15 | 22:57:13.09 | SIZ | 0.13 | 8 | 37.312 | 116.475 | 0.8 | B | 97 | 3.05 | — | ROW | — | | — | | — | | 2.8 | ROW | — | | — | |
| 1976 15 | 23: 3: 5.77 | SIZ | 0.23 | 12 | 37.302 | 116.491 | 1.0 | B | 95 | 0.83 | — | ROW | — | | — | | — | | 3.2 | ROW | — | | — | |
| 1976 16 | 10: 0:33.94 | | — | 16 | 36.189 | 117.559 | — | B | — | 8.00* | — | PAS | 4 | BRP | 3.6 | BRP | 3.6 | PAS | — | | — | | 3.9 | PDX |
| 1976 16 | 13:33:11.01 | | — | 10 | 36.226 | 117.568 | — | C | — | 8.00* | — | PAS | — | | — | | 2.5 | PAS | — | | — | | — | |
| 1976 16 | 14:47:24.04 | | — | 7 | 36.183 | 117.616 | — | C | — | 5.47 | — | PAS | — | | — | | 2.1 | PAS | — | | — | | — | |
| 1976 16 | 18: 5:53.53 | SIZ | 0.16 | 11 | 37.294 | 116.512 | 1.1 | B | 95 | 4.94 | — | ROW | — | | — | | — | | 2.5 | ROW | — | | — | |
| 1976 16 | 19:43:15.05 | | — | 10 | 36.186 | 117.631 | — | C | — | 3.98 | — | PAS | — | | — | | 2.1 | PAS | — | | — | | — | |
| 1976 16 | 21:51:57.87 | SIZ | 0.14 | 8 | 37.311 | 116.484 | 1.0 | B | 98 | 5.78 | — | ROW | — | | — | | — | | 2.8 | ROW | — | | — | |
| 1976 16 | 22:57:30.55 | SIZ | 0.13 | 12 | 37.300 | 116.459 | 0.7 | B | 90 | 7.75 | — | ROW | — | | — | | — | | 2.6 | ROW | — | | — | |
| 1976 17 | 3:17:53.34 | | — | 12 | 36.157 | 117.646 | — | C | — | 3.63 | — | PAS | — | | — | | 2.6 | PAS | — | | — | | — | |
| 1976 17 | 13: 1:38.97 | | — | 7 | 36.186 | 117.605 | — | C | — | 7.44 | — | PAS | — | | — | | 2.2 | PAS | — | | — | | — | |
| 1976 17 | 15:59: 0.00 | SIZ | — | — | 37.107 | 116.052 | — | | — | 0.00* | — | ROW* | — | | — | | — | | 3.7 | ROW | — | | — | |
| 1976 17 | 16: 6: 0.00 | SIZ | — | — | 37.107 | 116.052 | — | | — | 0.00* | — | ROW* | — | | — | | — | | 3.2 | ROW | — | | — | |
| 1976 17 | 16:14: 0.00 | SIZ | — | — | 37.107 | 116.052 | — | | — | 0.00* | — | ROW* | — | | — | | — | | 3.0 | ROW | — | | — | |
| 1976 17 | 16:16: 0.00 | SIZ | — | — | 37.107 | 116.052 | — | | — | 0.00* | — | ROW* | — | | — | | — | | 3.2 | ROW | — | | — | |
| 1976 17 | 16:30: 0.00 | SIZ | — | — | 37.107 | 116.052 | — | | — | 0.00* | — | ROW* | — | | — | | — | | 3.6 | ROW | — | | — | |
| 1976 17 | 16:36: 0.00 | SIZ | — | — | 37.107 | 116.052 | — | | — | 0.00* | — | ROW* | — | | — | | — | | 3.2 | ROW | — | | — | |
| 1976 17 | 16:39: 0.00 | SIZ | — | — | 37.107 | 116.052 | — | | — | 0.00* | — | ROW* | — | | — | | — | | 3.5 | ROW | — | | — | |
| 1976 17 | 16:51: 0.00 | SIZ | — | — | 37.107 | 116.052 | — | | — | 0.00* | — | ROW* | — | | — | | — | | 3.4 | ROW | — | | — | |
| 1976 17 | 17: 8:47.57 | SIZ | 0.15 | 9 | 37.247 | 116.317 | 0.9 | B | 75 | 3.55 | — | ROW | — | | — | | — | | 3.1 | ROW | — | | — | |
| 1976 17 | 17:16: 0.00 | SIZ | — | — | 37.107 | 116.052 | — | | — | 0.00* | — | ROW* | — | | — | | — | | 3.4 | ROW | — | | — | |
| 1976 17 | 17:35: 0.00 | SIZ | — | — | 37.107 | 116.052 | — | | — | 0.00* | — | ROW* | — | | — | | — | | 3.0 | ROW | — | | — | |
| 1976 17 | 18: 0: 0.00 | SIZ | — | — | 37.107 | 116.052 | — | | — | 0.00* | — | ROW* | — | | — | | — | | 3.8 | ROW | — | | — | |
| 1976 17 | 18: 5: 0.00 | SIZ | — | — | 37.107 | 116.052 | — | | — | 0.00* | — | ROW* | — | | — | | — | | 3.6 | ROW | — | | — | |
| 1976 17 | 18:40: 0.00 | SIZ | — | — | 37.107 | 116.052 | — | | — | 0.00* | — | ROW* | — | | — | | — | | 3.3 | ROW | — | | — | |
| 1976 17 | 20:10: 4.75 | SIZ | 0.15 | 12 | 37.257 | 116.310 | 0.7 | A | 80 | 4.00 | — | ROW | — | | — | | — | | 2.8 | ROW | — | | — | |
| 1976 17 | 20:23: 7.08 | SIZ | 0.29 | 12 | 37.259 | 116.501 | 1.6 | B | 91 | 6.07 | — | ROW | — | | — | | — | | 2.9 | ROW | — | | — | |
| 1976 17 | 23:16: 4.80 | SIZ | 0.10 | 6 | 37.238 | 116.312 | 1.0 | B | 101 | 4.45 | — | ROW | — | | — | | — | | 3.5 | ROW | — | | — | |
| 1976 17 | 23:26:39.17 | SIZ | 0.23 | 12 | 37.252 | 116.327 | 1.0 | B | 74 | 3.41 | — | ROW | — | | — | | — | | 3.3 | ROW | — | | — | |
| 1976 18 | 1:12:26.75 | SIZ | 0.32 | 6 | 37.239 | 116.307 | 2.7 | C | 109 | 0.42 | — | ROW | — | | — | | — | | 2.6 | ROW | — | | — | |
| 1976 18 | 3: 4:37.00 | SIZ | 0.12 | 12 | 37.243 | 116.314 | 0.5 | A | 71 | 4.10 | — | ROW | — | | — | | — | | 3.1 | ROW | — | | — | |
| 1976 18 | 4:45:49.27 | | — | 8 | 35.699 | 117.577 | — | C | — | 6.24 | — | PAS | — | | — | | 1.9 | PAS | — | | — | | — | |
| 1976 18 | 5:26: 0.00 | SIZ | — | — | 37.107 | 116.052 | — | | — | 0.00* | — | ROW* | — | | — | | — | | 3.2 | ROW | — | | — | |
| 1976 18 | 5:30:54.71 | SIZ | 0.33 | 9 | 37.289 | 116.288 | 1.7 | C | 98 | 0.99 | — | ROW | — | | — | | — | | 3.2 | ROW | — | | — | |
| 1976 18 | 9:37: 0.00 | SIZ | — | — | 37.107 | 116.052 | — | | — | 0.00* | — | ROW* | — | | — | | — | | 3.0 | ROW | — | | — | |
| 1976 18 | 16:41:47.38 | SIZ | 0.23 | 8 | 37.242 | 116.286 | 1.5 | B | 72 | 5.74 | — | ROW | — | | — | | — | | 3.3 | ROW | — | | — | |
| 1976 18 | 17: 7: 0.00 | SIZ | — | — | 37.107 | 116.052 | — | | — | 0.00* | — | ROW* | — | | — | | — | | 3.0 | ROW | — | | — | |
| 1976 18 | 17:18:59.04 | SIZ | 0.08 | 12 | 37.249 | 116.315 | 0.4 | A | 74 | 5.19 | — | ROW | — | | — | | — | | 3.2 | ROW | — | | — | |

SGB HISTORICAL HYPOCENTER SUMMARY 1868-1978

| DATE (UTC) | ORIGIN TIME HR MN SEC | HYPOCENTER FLAG | RMS | NO | LATITUDE | LONGITUDE | ERH | Q | GAP | DEPTH | ERZ | REF | INTENSITY I | REF | MAGNITUDE MS | REF | ML | REF | MD | REF | mb | REF | OTH | REF |
|---|---|---|---|---|---|---|---|---|---|---|---|---|---|---|---|---|---|---|---|---|---|---|---|---|
| 1976 MAR 18 | 17:47: 0.00 | SIZ | — | — | 37.107 | 116.052 | — | | — | 0.00* | — | ROW* | — | | — | | — | | 3.0 | ROW | — | | — | |
| 1976 18 | 17:52: 0.00 | SIZ | — | — | 37.107 | 116.052 | — | | — | 0.00* | — | ROW* | — | | — | | — | | 3.0 | ROW | — | | — | |
| 1976 18 | 21: 8: 4.87 | SIZ | 0.13 | 9 | 37.247 | 116.312 | 0.7 | A | 88 | 4.24 | — | ROW | — | | — | | — | | 2.9 | ROW | — | | — | |
| 1976 18 | 21:33:51.92 | SIZ | 0.27 | 7 | 37.256 | 116.327 | 1.9 | B | 97 | 2.59 | — | ROW | — | | — | | — | | 3.0 | ROW | — | | — | |
| 1976 18 | 23: 3: 0.00 | SIZ | — | — | 37.107 | 116.052 | — | | — | 0.00* | — | ROW* | — | | — | | — | | 3.1 | ROW | — | | — | |
| 1976 19 | 1:20:53.90 | SIZ | 0.28 | 9 | 37.265 | 116.319 | 1.2 | B | 95 | 0.51 | — | ROW | — | | — | | — | | 3.3 | ROW | — | | — | |
| 1976 19 | 4:54: 0.00 | SIZ | — | — | 37.107 | 116.052 | — | | — | 0.00* | — | ROW* | — | | — | | — | | 3.4 | ROW | — | | — | |
| 1976 19 | 5:31: 0.00 | SIZ | — | — | 37.107 | 116.052 | — | | — | 0.00* | — | ROW* | — | | — | | — | | 3.3 | ROW | — | | — | |
| 1976 19 | 5:47: 0.00 | SIZ | — | — | 37.107 | 116.052 | — | | — | 0.00* | — | ROW* | — | | — | | — | | 3.4 | ROW | — | | — | |
| 1976 19 | 5:50: 0.00 | SIZ | — | — | 37.107 | 116.052 | — | | — | 0.00* | — | ROW* | — | | — | | — | | 3.1 | ROW | — | | — | |
| 1976 19 | 5:51: 0.00 | SIZ | — | — | 37.107 | 116.052 | — | | — | 0.00* | — | ROW* | — | | — | | — | | 3.2 | ROW | — | | — | |
| 1976 19 | 6: 0: 0.00 | SIZ | — | — | 37.107 | 116.052 | — | | — | 0.00* | — | ROW* | — | | — | | — | | 3.1 | ROW | — | | — | |
| 1976 19 | 6: 8:34.56 | SIZ | 0.22 | 9 | 37.243 | 116.319 | 1.3 | B | 80 | 4.36 | — | ROW | — | | — | | — | | 3.4 | ROW | — | | — | |
| 1976 19 | 6:14: 0.00 | SIZ | — | — | 37.107 | 116.052 | — | | — | 0.00* | — | ROW* | — | | — | | — | | 3.0 | ROW | — | | — | |
| 1976 19 | 6:21:51.74 | SIZ | 0.11 | 9 | 37.238 | 116.311 | 0.6 | A | 82 | 3.56 | — | ROW | — | | — | | — | | 3.8 | ROW | — | | — | |
| 1976 19 | 7: 9: 0.00 | SIZ | — | — | 37.107 | 116.052 | — | | — | 0.00* | — | ROW* | — | | — | | — | | 3.1 | ROW | — | | — | |
| 1976 19 | 7:32: 0.00 | SIZ | — | — | 37.107 | 116.052 | — | | — | 0.00* | — | ROW* | — | | — | | — | | 3.1 | ROW | — | | — | |
| 1976 19 | 7:47: 0.00 | SIZ | — | — | 37.107 | 116.052 | — | | — | 0.00* | — | ROW* | — | | — | | — | | 3.4 | ROW | — | | — | |
| 1976 19 | 8:17: 3.20 | SIZ | — | — | 37.200 | 116.580 | — | X | — | 5.00* | — | BRP | 5 | BRP | 4.0 | BRP | — | | — | | 4.1 | PDX | — | |
| 1976 19 | 10:33:11.49 | SIZ | 0.19 | 11 | 37.253 | 116.322 | 1.0 | B | 80 | 4.19 | — | ROW | — | | — | | — | | 2.8 | ROW | — | | — | |
| 1976 20 | 1:56:39.82 | SIZ | 0.38 | 9 | 37.345 | 116.491 | 2.6 | C | 112 | 3.55 | — | ROW | — | | — | | — | | 2.7 | ROW | — | | — | |
| 1976 20 | 6:23: 3.34 | SIZ | 0.20 | 13 | 37.275 | 116.511 | — | B | 89 | 7.49 | — | ROW | 5 | BRP | 4.0 | BRP | 3.6 | PAS | 3.9 | ROW | 4.0 | PDX | — | |
| 1976 20 | 6:35:11.16 | SIZ | 0.24 | 9 | 37.273 | 116.517 | 2.0 | C | 145 | 6.32 | — | ROW | — | | — | | — | | 2.9 | ROW | — | | — | |
| 1976 20 | 6:36:16.12 | SIZ | 0.20 | 11 | 37.277 | 116.510 | 1.2 | B | 90 | 5.57 | — | ROW | — | | — | | — | | 3.0 | ROW | — | | — | |
| 1976 20 | 7:36:39.45 | SIZ | 0.19 | 11 | 37.332 | 116.314 | 1.2 | B | 91 | 4.26 | — | ROW | — | | — | | — | | 3.0 | ROW | — | | — | |
| 1976 20 | 7:48:48.56 | SIZ | 0.23 | 11 | 37.276 | 116.521 | 1.4 | B | 90 | 0.35 | — | ROW | — | | — | | — | | 3.1 | ROW | — | | — | |
| 1976 20 | 8:36:27.64 | SIZ | 0.12 | 10 | 37.270 | 116.527 | 0.9 | B | 165 | 7.90 | — | ROW | — | | — | | — | | 2.8 | ROW | — | | — | |
| 1976 20 | 14:30:32.72 | SIZ | 0.16 | 12 | 37.277 | 116.507 | 1.0 | B | 89 | 5.37 | — | ROW | — | | — | | — | | 3.0 | ROW | — | | — | |
| 1976 20 | 20:31:51.62 | SIZ | 0.14 | 10 | 37.283 | 116.510 | 1.0 | B | 106 | 6.48 | — | ROW | — | | — | | — | | 2.5 | ROW | — | | — | |
| 1976 20 | 21:15:19.34 | | — | 10 | 36.192 | 117.614 | — | B | — | 4.04 | — | PAS | — | | — | | 2.9 | PAS | — | | — | | — | |
| 1976 21 | 3:59:44.37 | SIZ | 0.15 | 11 | 37.275 | 116.510 | 0.9 | B | 89 | 6.75 | — | ROW | — | | — | | 2.8 | PAS | 3.0 | ROW | — | | — | |
| 1976 21 | 4: 1: 5.67 | SIZ | 0.12 | 6 | 37.280 | 116.504 | 3.1 | C | 137 | 5.46 | — | ROW | — | | — | | — | | 2.7 | ROW | — | | — | |
| 1976 21 | 4:54: 0.76 | SIZ | 0.12 | 10 | 37.291 | 116.458 | 0.8 | A | 87 | 11.10 | — | ROW | — | | — | | — | | 2.6 | ROW | — | | — | |
| 1976 21 | 5:22:31.00 | SIZ | 0.24 | 11 | 37.277 | 116.497 | 1.4 | B | 88 | 5.53 | — | ROW | — | | — | | — | | 2.8 | ROW | — | | — | |
| 1976 21 | 16:15:42.87 | SIZ | 0.21 | 12 | 37.301 | 116.352 | 1.1 | B | 66 | 7.94 | — | ROW | — | | — | | — | | 2.7 | ROW | — | | — | |
| 1976 22 | 4:38:58.65 | | — | 9 | 37.201 | 117.377 | — | C | — | 8.00* | — | PAS | — | | — | | 2.7 | PAS | — | | — | | — | |
| 1976 23 | 2:48: 4.90 | SIZ | 0.23 | 12 | 37.296 | 116.348 | 1.2 | B | 69 | 6.26 | — | ROW | 5 | BRP | 4.4 | BRP | 3.6 | PAS | 3.6 | ROW | — | | 4.4 | PDX |
| 1976 23 | 4:25:30.63 | SIZ | 0.19 | 12 | 37.319 | 116.338 | 1.0 | B | 73 | 10.27 | — | ROW | — | | — | | — | | 2.8 | ROW | — | | — | |
| 1976 23 | 5:56:56.38 | SIZ | 0.15 | 12 | 37.292 | 116.337 | 0.8 | B | 75 | 7.96 | — | ROW | — | | — | | — | | 2.9 | ROW | — | | — | |
| 1976 23 | 19:51:53.18 | | — | 7 | 36.181 | 117.650 | — | C | — | 1.59 | — | PAS | — | | — | | 2.3 | PAS | — | | — | | — | |
| 1976 24 | 20:23:43.97 | SIZ | 0.16 | 11 | 37.273 | 116.323 | 0.8 | B | 81 | 4.89 | — | ROW | — | | — | | — | | 2.8 | ROW | — | | — | |
| 1976 25 | 13:30:18.48 | SIZ | 0.41 | 12 | 37.224 | 116.316 | 1.9 | B | 62 | 6.26 | — | ROW | — | | — | | — | | 3.5 | ROW | — | | — | |
| 1976 25 | 13:36: 0.00 | SIZ | — | — | 37.107 | 116.052 | — | | — | 0.00* | — | ROW* | — | | — | | — | | 3.0 | ROW | — | | — | |
| 1976 28 | 2:48: 7.45 | SIZ | — | 7 | 37.169 | 116.299 | — | C | — | 11.60 | — | PAS | — | | — | | 3.6 | PAS | — | | — | | — | |
| 1976 31 | 11:52:26.56 | SIZ | 0.24 | 14 | 37.244 | 116.498 | 1.3 | B | 102 | 3.50 | — | ROW | — | | — | | — | | 3.0 | ROW | — | | — | |
| 1976 31 | 12:41:34.29 | SIZ | 0.14 | 14 | 37.284 | 116.436 | 0.7 | B | 80 | 6.34 | — | ROW | — | | — | | — | | 2.7 | ROW | — | | — | |
| 1976 APR 1 | 4:28:35.98 | | — | 10 | 36.102 | 117.758 | — | B | — | 6.04 | — | PAS | — | | — | | 2.4 | PAS | — | | — | | — | |
| 1976 1 | 8: 9:26.98 | SIZ | 0.16 | 11 | 37.261 | 116.505 | 1.1 | C | 150 | 6.71 | — | ROW | — | | — | | — | | 2.7 | ROW | — | | — | |

| DATE (UTC) | ORIGIN TIME HR MN SEC | HYPOCENTER FLAG | RMS | NO | LATITUDE | LONGITUDE | ERH | Q | GAP | DEPTH | ERZ | REF | INTENSITY I | REF | MAGNITUDE MS | REF | ML | REF | MD | REF | mb | REF | OTH | REF |
|---|---|---|---|---|---|---|---|---|---|---|---|---|---|---|---|---|---|---|---|---|---|---|---|---|
| 1976 APR 4 | 1:11:53.65 | | — | 5 | 35.778 | 117.572 | — | D | — | 7.26 | — | PAS | — | | — | | 1.7 | PAS | — | | — | | — | |
| 1976 4 | 2:38:26.39 | | — | 5 | 35.717 | 117.120 | — | D | — | 8.00* | — | PAS | — | | — | | 1.7 | PAS | — | | — | | — | |
| 1976 5 | 1: 2:39.46 | SIZ | 0.23 | 13 | 37.300 | 116.328 | — | B | 79 | 11.54 | — | ROW | — | | — | | 2.9 | PAS | 3.2 | ROW | — | | — | |
| 1976 5 | 23:37:38.82 | SIZ | 0.14 | 12 | 37.299 | 116.344 | 0.8 | A | 71 | 10.67 | — | ROW | — | | — | | — | | 2.8 | ROW | — | | — | |
| 1976 7 | 12:48:41.12 | SIZ | 0.11 | 11 | 37.242 | 116.501 | 0.7 | B | 103 | 10.50 | — | ROW | — | | — | | — | | 2.5 | ROW | — | | — | |
| 1976 7 | 14:16:53.97 | SIZ | 0.29 | 11 | 37.230 | 116.504 | 2.0 | C | 103 | 7.59 | — | ROW | — | | — | | — | | 3.1 | ROW | — | | — | |
| 1976 9 | 3: 8:22.98 | | — | 10 | 36.194 | 117.605 | — | C | — | 3.89 | — | PAS | — | | — | | 2.2 | PAS | — | | — | | — | |
| 1976 9 | 13:36:42.82 | SIZ | 0.24 | 9 | 37.305 | 116.361 | 1.5 | C | 124 | 4.05 | — | ROW | — | | — | | — | | 2.5 | ROW | — | | — | |
| 1976 9 | 13:43:31.47 | SIZ | 0.28 | 9 | 37.291 | 116.367 | 2.1 | C | 123 | 0.38 | — | ROW | — | | — | | — | | 2.6 | ROW | — | | — | |
| 1976 9 | 19: 2:40.70 | SIZ | 0.16 | 9 | 37.294 | 116.500 | 1.2 | C | 130 | 4.22 | — | ROW | — | | — | | — | | 2.8 | ROW | — | | — | |
| 1976 12 | 5:37:13.98 | | — | 8 | 36.987 | 117.994 | — | C | — | 0.31 | — | PAS | — | | — | | 2.4 | PAS | — | | — | | — | |
| 1976 13 | 2:54:51.58 | | — | 4 | 35.980 | 116.941 | — | D | — | 5.14 | — | PAS | — | | — | | 2.4 | PAS | — | | — | | — | |
| 1976 13 | 13:26:43.33 | SIZ | 0.38 | 10 | 37.294 | 116.314 | 2.4 | C | 124 | 10.22 | — | ROW | — | | — | | — | | 2.6 | ROW | — | | — | |
| 1976 17 | 6:10:32.98 | | — | 6 | 36.118 | 117.911 | — | D | — | 8.00* | — | PAS | — | | — | | 2.1 | PAS | — | | — | | — | |
| 1976 18 | 2:45:58.58 | | — | 6 | 35.800 | 117.674 | — | C | — | 6.20 | — | PAS | — | | — | | 1.9 | PAS | — | | — | | — | |
| 1976 18 | 10:59:31.42 | | — | 8 | 36.111 | 117.675 | — | C | — | 8.00* | — | PAS | — | | — | | 2.1 | PAS | — | | — | | — | |
| 1976 20 | 4:19:14.59 | | — | 10 | 36.160 | 117.973 | — | B | — | 0.28 | — | PAS | — | | — | | 2.7 | PAS | — | | — | | — | |
| 1976 21 | 1: 3:43.69 | | — | 7 | 35.994 | 117.640 | — | C | — | 4.26 | — | PAS | — | | — | | 2.2 | PAS | — | | — | | — | |
| 1976 24 | 3:21:21.97 | | 0.23 | 13 | 37.088 | 116.626 | — | B | 110 | 15.53 | — | ROW | — | | — | | 2.6 | PAS | 2.7 | ROW | — | | — | |
| 1976 24 | 13:45:43.73 | | — | 14 | 36.183 | 117.618 | — | B | — | 5.51 | — | PAS | — | | — | | 2.5 | PAS | — | | — | | — | |
| 1976 24 | 21: 4:26.65 | | — | 11 | 36.159 | 117.943 | — | B | — | 6.13 | — | PAS | — | | — | | 2.9 | PAS | — | | — | | — | |
| 1976 MAY 3 | 3:35: 5.65 | SIZ | 0.13 | 10 | 37.293 | 116.490 | 0.9 | B | 160 | 5.62 | — | ROW | — | | — | | — | | 2.5 | ROW | — | | — | |
| 1976 8 | 13:16:37.48 | SIZ | 0.16 | 13 | 37.291 | 116.351 | — | B | 68 | 9.56 | — | ROW | 3 | BRP | 1.8 | BRP | 3.2 | PAS | 3.5 | ROW | — | | — | |
| 1976 9 | 12: 0:25.44 | SIZ | 0.11 | 12 | 37.297 | 116.337 | 0.6 | B | 75 | 9.25 | — | ROW | — | | — | | — | | 2.8 | ROW | — | | — | |
| 1976 10 | 0: 2:47.60 | | — | 5 | 36.990 | 117.950 | — | | — | — | — | BRK | — | | — | | 3.0 | BRK | — | | — | | 2.4 | PAS |
| 1976 10 | 13: 7: 3.07 | SIZ | 0.18 | 12 | 37.279 | 116.370 | 0.9 | B | 62 | 9.58 | — | ROW | — | | — | | — | | 2.6 | ROW | — | | — | |
| 1976 14 | 12:48:24.75 | SIZ | 0.12 | 11 | 37.241 | 116.314 | 0.6 | A | 69 | 4.56 | — | ROW | — | | — | | — | | 3.3 | ROW | — | | — | |
| 1976 20 | 14: 7:38.91 | SIZ | 0.12 | 11 | 37.408 | 116.290 | 1.2 | C | 211 | 8.94 | — | ROW | — | | — | | — | | 2.6 | ROW | — | | — | |
| 1976 20 | 17:29:59.12 | | — | 5 | 37.125 | 115.826 | — | D | — | 1.76 | — | PAS | — | | — | | 3.7 | PAS | — | | — | | — | |
| 1976 28 | 1:57:13.71 | SIZ | 0.19 | 12 | 37.339 | 116.315 | 1.1 | B | 92 | 4.66 | — | ROW | — | | — | | — | | 2.9 | ROW | — | | — | |
| 1976 30 | 23:28:49.01 | | — | 8 | 35.817 | 117.944 | — | C | — | 8.00* | — | PAS | — | | — | | 2.7 | PAS | — | | — | | — | |
| 1976 31 | 3:25:35.38 | SIZ | 0.13 | 10 | 37.293 | 116.461 | 0.8 | A | 88 | 8.02 | — | ROW | — | | — | | — | | 2.8 | ROW | — | | — | |
| 1976 31 | 7:47:31.76 | SIZ | 0.11 | 11 | 37.292 | 116.457 | 0.6 | A | 87 | 8.19 | — | ROW | — | | — | | — | | 3.0 | ROW | — | | — | |
| 1976 JUN 1 | 10:24:42.71 | | 0.09 | 16 | 36.635 | 116.322 | — | B | 123 | 7.00 | — | ROW | 4 | BRP | 3.5 | BRP | 3.0 | PAS | 3.5 | ROW | — | | — | |
| 1976 2 | 5:32:37.06 | | — | 8 | 36.029 | 117.884 | — | C | — | 8.00* | — | PAS | — | | — | | 2.2 | PAS | — | | — | | — | |
| 1976 2 | 6:19:56.23 | | — | 7 | 36.029 | 117.853 | — | C | — | 8.00* | — | PAS | — | | — | | 2.1 | PAS | — | | — | | — | |
| 1976 3 | 4:59:35.65 | SIZ | 0.30 | 12 | 37.290 | 116.497 | 1.7 | B | 92 | 6.22 | — | ROW | — | | — | | — | | 2.8 | ROW | — | | — | |
| 1976 5 | 14:41:26.56 | | — | 10 | 36.028 | 117.865 | — | B | — | 4.32 | — | PAS | — | | — | | 2.5 | PAS | — | | — | | — | |
| 1976 6 | 12:45: 2.74 | | 0.09 | 15 | 36.631 | 116.328 | — | B | 124 | 6.11 | — | ROW | 4 | BRP | 3.5 | BRP | 3.8 | PAS | 4.0 | ROW | — | | — | |
| 1976 7 | 0:32:38.68 | | 0.09 | 15 | 36.630 | 116.330 | — | B | 124 | 6.34 | — | ROW | 5 | BRP | 4.1 | BRP | 4.1 | PAS | 4.1 | ROW | — | | — | |
| 1976 7 | 0:37:12.95 | | 0.18 | 15 | 36.629 | 116.332 | — | B | 124 | 7.62 | — | ROW | 5 | BRP | 4.1 | BRP | 4.1 | PAS | 4.2 | ROW | 4.0 | PDX | — | |
| 1976 7 | 2:28: 6.67 | | 0.14 | 14 | 36.629 | 116.337 | 0.7 | C | 124 | 0.17 | — | ROW | — | | — | | — | | 3.1 | ROW | — | | — | |
| 1976 8 | 5:56: 5.36 | | 0.32 | 9 | 36.647 | 116.328 | 2.2 | C | 122 | 0.92 | — | ROW | — | | — | | — | | 2.3 | ROW | — | | — | |
| 1976 8 | 6:45:48.41 | | 0.26 | 10 | 36.641 | 116.325 | 1.4 | C | 123 | 0.61 | — | ROW | — | | — | | — | | 2.4 | ROW | — | | — | |
| 1976 9 | 9:43: 6.74 | | 0.17 | 10 | 36.629 | 116.317 | 1.2 | B | 124 | 7.12 | — | ROW | — | | — | | — | | 2.5 | ROW | — | | — | |
| 1976 9 | 22:12:58.54 | | 0.38 | 12 | 36.620 | 116.329 | 2.3 | C | 124 | 9.32 | — | ROW | — | | — | | — | | 3.1 | ROW | — | | — | |
| 1976 11 | 11: 1: 2.22 | SIZ | 0.11 | 8 | 37.274 | 116.517 | 1.0 | B | 146 | 7.60 | — | ROW | — | | — | | — | | 2.8 | ROW | — | | — | |
| 1976 12 | 10:22:17.76 | | — | 10 | 35.688 | 117.662 | — | B | — | 1.83 | — | PAS | — | | — | | 2.4 | PAS | — | | — | | — | |

SGB HISTORICAL HYPOCENTER SUMMARY 1868-1978

| DATE (UTC) | ORIGIN TIME HR MN SEC | HYPOCENTER FLAG | RMS | NO | LATITUDE | LONGITUDE | ERH | Q | GAP | DEPTH | ERZ | REF | INTENSITY I | REF | MAGNITUDE MS | REF | ML | REF | MD | REF | mb | REF | OTH | REF |
|---|---|---|---|---|---|---|---|---|---|---|---|---|---|---|---|---|---|---|---|---|---|---|---|---|
| 1976 JUN 13 | 0:26: 0.84 | | 0.22 | 12 | 36.645 | 116.307 | 1.3 | C | 122 | 3.38 | — | ROW | — | | — | | — | | 2.4 | ROW | — | | — | |
| 1976 15 | 1:50:26.73 | SIZ | 0.18 | 8 | 37.269 | 116.518 | 1.6 | B | 123 | 6.69 | — | ROW | — | | — | | — | | 2.7 | ROW | — | | — | |
| 1976 16 | 15:35:24.72 | | 0.15 | 11 | 36.637 | 116.335 | — | C | 123 | 4.93 | — | ROW | — | | — | | 2.6 | PAS | 2.9 | ROW | — | | — | |
| 1976 17 | 18:44:30.57 | | — | 8 | 36.367 | 117.919 | — | C | — | 8.00* | — | PAS | — | | — | | 2.6 | PAS | — | | — | | — | |
| 1976 17 | 20: 3:49.35 | | — | 11 | 36.395 | 117.891 | — | C | — | 8.00* | — | PAS | — | | — | | 2.4 | PAS | — | | — | | — | |
| 1976 18 | 7:49:39.10 | | — | 8 | 36.369 | 117.919 | — | C | — | 8.00* | — | PAS | — | | — | | 1.9 | PAS | — | | — | | — | |
| 1976 19 | 6:49:57.96 | | 0.18 | 11 | 36.630 | 116.323 | 1.1 | C | 124 | 0.45 | — | ROW | — | | — | | — | | 2.4 | ROW | — | | — | |
| 1976 19 | 10:26:55.80 | | 0.08 | 12 | 36.647 | 116.322 | — | C | 122 | 4.65 | — | ROW | — | | — | | 3.7 | PAS | 3.9 | ROW | — | | — | |
| 1976 19 | 10:48:48.24 | | 0.14 | 9 | 36.632 | 116.319 | 1.0 | C | 123 | 0.51 | — | ROW | — | | — | | — | | 2.5 | ROW | — | | — | |
| 1976 20 | 18:30:58.26 | | 0.14 | 9 | 36.625 | 116.321 | — | C | 124 | 0.20 | — | ROW | 3 | BRP | 3.0 | BRP | 3.0 | PAS | 3.4 | ROW | — | | — | |
| 1976 20 | 20:28:21.30 | | 0.19 | 11 | 36.640 | 116.326 | — | C | 123 | 5.89 | — | ROW | — | | — | | 2.8 | PAS | 3.4 | ROW | — | | — | |
| 1976 22 | 23:39: 2.97 | | 0.13 | 10 | 36.628 | 116.324 | 1.0 | C | 124 | 5.97 | — | ROW | — | | — | | — | | 2.9 | ROW | — | | — | |
| 1976 28 | 1:58:43.55 | | 0.15 | 13 | 36.630 | 116.317 | 0.8 | C | 124 | 0.61 | — | ROW | — | | — | | — | | 2.4 | ROW | — | | — | |
| 1976 JUL 15 | 0:51:34.64 | | — | 7 | 35.972 | 116.981 | — | D | — | 3.55 | — | PAS | — | | — | | 2.1 | PAS | — | | — | | — | |
| 1976 15 | 4:46:29.29 | | — | 9 | 36.370 | 117.571 | — | B | — | 3.31 | — | PAS | — | | — | | 2.8 | PAS | — | | — | | — | |
| 1976 18 | 3: 1:37.41 | | — | 7 | 36.543 | 117.868 | — | C | — | 8.00* | — | PAS | 3 | BRP | 3.3 | BRP | 3.1 | PAS | — | | — | | 3.3 | BRK |
| 1976 29 | 21:54:32.71 | | — | 8 | 36.540 | 117.894 | — | C | — | 5.29 | — | PAS | — | | — | | 2.2 | PAS | — | | — | | — | |
| 1976 AUG 2 | 4:27: 9.60 | | 0.22 | 11 | 38.323 | 117.901 | — | D | — | 0.55 | — | RYN | — | | — | | — | | 2.9 | RYN | — | | — | |
| 1976 5 | 19:40:43.00 | | — | 4 | 38.254 | 117.986 | — | C | — | 18.98 | — | RYN | — | | — | | — | | 3.3 | RYN | — | | — | |
| 1976 5 | 20:32:31.80 | | 0.30 | 6 | 38.291 | 117.957 | — | D | — | 0.48 | — | RYN | — | | — | | — | | 2.9 | RYN | — | | — | |
| 1976 11 | 2:23:10.00 | | — | — | 36.222 | 117.990 | — | D | — | 8.00* | — | PAS | — | | — | | 2.2 | PAS | — | | — | | — | |
| 1976 13 | 6:55:51.94 | | — | — | 36.515 | 117.894 | — | D | — | 8.00* | — | PAS | — | | — | | 2.8 | PAS | — | | — | | — | |
| 1976 14 | 13: 5:58.40 | | 0.09 | 6 | 38.475 | 117.813 | — | D | — | 8.19 | — | RYN | — | | — | | — | | 3.3 | RYN | — | | — | |
| 1976 16 | 16:37:21.40 | | — | — | 36.194 | 117.655 | — | D | — | 8.00* | — | PAS | 5 | BRP | 3.7 | BRP | 3.7 | PAS | — | | — | | — | |
| 1976 16 | 19:21:40.70 | | — | — | 36.228 | 117.578 | — | D | — | 8.00* | — | PAS | — | | — | | 2.4 | PAS | — | | — | | — | |
| 1976 18 | 23:16:41.90 | | — | 7 | 35.884 | 117.893 | — | | — | 33.00* | — | ISC | — | | — | | — | | — | | — | | — | |
| 1976 22 | 15:55:37.38 | | — | — | 36.002 | 116.946 | — | D | — | 3.19 | — | PAS | — | | — | | 2.1 | PAS | — | | — | | — | |
| 1976 SEP 1 | 11:13:23.51 | | — | 4 | 36.418 | 117.881 | — | D | — | 3.38 | — | PAS | — | | — | | 1.8 | PAS | — | | — | | — | |
| 1976 1 | 21:37:33.33 | | — | 4 | 35.734 | 117.528 | — | D | — | 4.04 | — | PAS | — | | — | | 1.8 | PAS | — | | — | | — | |
| 1976 14 | 19: 0:19.14 | | — | 15 | 35.836 | 117.728 | — | B | — | 4.54 | — | PAS | — | | — | | 2.8 | PAS | — | | — | | — | |
| 1976 16 | 21:14:14.23 | | — | 5 | 36.003 | 116.947 | — | D | — | 3.50 | — | PAS | — | | — | | 1.7 | PAS | — | | — | | — | |
| 1976 23 | 2:46:53.54 | | — | 7 | 36.514 | 117.865 | — | C | — | 6.19 | — | PAS | 3 | BRP | 3.0 | BRP | 3.4 | PAS | — | | — | | 3.7 | BRK |
| 1976 23 | 18:24:20.11 | | — | 8 | 36.451 | 117.877 | — | C | — | 3.50 | — | PAS | — | | — | | 2.2 | PAS | — | | — | | — | |
| 1976 25 | 20: 9:42.30 | | — | 8 | 35.797 | 117.685 | — | C | — | 10.50 | — | PAS | — | | — | | 1.8 | PAS | — | | — | | — | |
| 1976 27 | 13:18:17.76 | | — | 8 | 35.765 | 117.698 | — | C | — | 3.68 | — | PAS | — | | — | | 2.0 | PAS | — | | — | | — | |
| 1976 27 | 17: 7:48.84 | | — | 8 | 35.777 | 117.702 | — | C | — | 4.71 | — | PAS | — | | — | | 2.3 | PAS | — | | — | | — | |
| 1976 28 | 0:17: 8.85 | | — | 9 | 35.755 | 117.694 | — | B | — | 3.13 | — | PAS | — | | — | | 2.7 | PAS | — | | — | | — | |
| 1976 28 | 0:23:45.82 | | — | 5 | 35.786 | 117.718 | — | C | — | 3.35 | — | PAS | — | | — | | 1.9 | PAS | — | | — | | — | |
| 1976 28 | 0:34: 7.27 | | — | 9 | 35.769 | 117.697 | — | B | — | 4.94 | — | PAS | — | | — | | 2.5 | PAS | — | | — | | — | |
| 1976 28 | 0:49:53.97 | | — | 8 | 35.818 | 117.697 | — | C | — | 16.50 | — | PAS | — | | — | | 1.9 | PAS | — | | — | | — | |
| 1976 28 | 10:44:19.35 | | — | 10 | 35.762 | 117.693 | — | B | — | 4.78 | — | PAS | — | | — | | 2.5 | PAS | — | | — | | — | |
| 1976 28 | 10:56:38.91 | | — | 6 | 35.818 | 117.624 | — | D | — | 11.90 | — | PAS | — | | — | | 1.9 | PAS | — | | — | | — | |
| 1976 28 | 17:40:52.86 | | — | 8 | 35.818 | 117.697 | — | C | — | 12.90 | — | PAS | — | | — | | 1.9 | PAS | — | | — | | — | |
| 1976 28 | 21:40:11.15 | | — | 8 | 35.830 | 117.708 | — | C | — | 10.60 | — | PAS | — | | — | | 1.8 | PAS | — | | — | | — | |
| 1976 29 | 12:43:25.84 | | — | 5 | 35.749 | 117.651 | — | D | — | 2.92 | — | PAS | — | | — | | 1.9 | PAS | — | | — | | — | |
| 1976 29 | 20:13: 6.74 | | — | 16 | 35.778 | 117.695 | — | C | — | 4.94 | — | PAS | — | | — | | 2.7 | PAS | — | | — | | — | |
| 1976 29 | 20:17:50.24 | | — | 6 | 35.725 | 117.648 | — | C | — | 8.00* | — | PAS | — | | — | | 2.0 | PAS | — | | — | | — | |
| 1976 30 | 0: 4:23.27 | | — | 6 | 35.785 | 117.691 | — | C | — | 4.84 | — | PAS | — | | — | | 1.9 | PAS | — | | — | | — | |

| DATE (UTC) | ORIGIN TIME HR | MN | SEC | HYPOCENTER FLAG | RMS | NO | LATITUDE | LONGITUDE | ERH | Q | GAP | DEPTH | ERZ | REF | INTENSITY I | REF | MAGNITUDE MS | REF | ML | REF | MD | REF | mb | REF | OTH | REF |
|---|---|---|---|---|---|---|---|---|---|---|---|---|---|---|---|---|---|---|---|---|---|---|---|---|---|---|
| 1976 SEP 30 | 1 | 26 | 2.93 | | — | 6 | 35.819 | 117.674 | — | C | — | 7.43 | — | PAS | — | | — | | 1.7 | PAS | — | | — | | — | |
| 1976 30 | 2 | 55 | 8.40 | | — | 6 | 35.761 | 117.701 | — | D | — | 6.12 | — | PAS | — | | — | | 1.9 | PAS | — | | — | | — | |
| 1976 30 | 5 | 34 | 12.44 | | — | 6 | 35.811 | 117.686 | — | C | — | 8.00* | — | PAS | — | | — | | 1.7 | PAS | — | | — | | — | |
| 1976 30 | 6 | 16 | 6.59 | | — | 13 | 35.781 | 117.705 | — | C | — | 6.56 | — | PAS | — | | — | | 2.5 | PAS | — | | — | | — | |
| 1976 OCT 1 | 0 | 39 | 22.52 | | — | — | 35.974 | 117.765 | — | D | — | 9.93 | — | PAS | — | | — | | 2.0 | PAS | — | | — | | — | |
| 1976 1 | 1 | 6 | 32.11 | | — | — | 35.791 | 117.693 | — | D | — | 10.70 | — | PAS | — | | — | | 2.8 | PAS | — | | — | | — | |
| 1976 1 | 10 | 27 | 18.64 | | — | — | 35.818 | 117.654 | — | D | — | 11.40 | — | PAS | — | | — | | 1.8 | PAS | — | | — | | — | |
| 1976 3 | 6 | 15 | 47.30 | | — | — | 35.833 | 117.693 | — | D | — | 8.00* | — | PAS | — | | — | | 1.7 | PAS | — | | — | | — | |
| 1976 3 | 6 | 57 | 17.92 | | — | — | 35.818 | 117.688 | — | D | — | 9.15 | — | PAS | — | | — | | 1.8 | PAS | — | | — | | — | |
| 1976 3 | 14 | 44 | 5.11 | | — | — | 35.852 | 117.703 | — | D | — | 8.00* | — | PAS | — | | — | | 2.4 | PAS | — | | — | | — | |
| 1976 3 | 14 | 57 | 46.31 | | — | — | 35.818 | 117.686 | — | D | — | 8.31 | — | PAS | — | | — | | 2.2 | PAS | — | | — | | — | |
| 1976 4 | 6 | 49 | 48.81 | | — | — | 35.800 | 117.623 | — | D | — | 8.00* | — | PAS | — | | — | | 2.0 | PAS | — | | — | | — | |
| 1976 4 | 14 | 48 | 39.00 | LM | — | — | 36.030 | 114.730 | — | X | — | 5.00* | — | BRP | 3 | BRP | 1.8 | BRP | 3.0 | POX | — | | — | | — | |
| 1976 4 | 20 | 50 | 39.73 | | — | — | 35.820 | 117.697 | — | D | — | 6.70 | — | PAS | — | | — | | 2.0 | PAS | — | | — | | — | |
| 1976 6 | 0 | 39 | 1.50 | | — | — | 35.802 | 117.685 | — | D | — | 8.00* | — | PAS | — | | — | | 2.1 | PAS | — | | — | | — | |
| 1976 9 | 12 | 28 | 20.14 | | — | — | 35.883 | 117.688 | — | D | — | 9.89 | — | PAS | — | | — | | 2.0 | PAS | — | | — | | — | |
| 1976 9 | 21 | 34 | 57.93 | | — | — | 35.801 | 117.696 | — | D | — | 8.00* | — | PAS | — | | — | | 2.0 | PAS | — | | — | | — | |
| 1976 10 | 4 | 36 | 9.28 | | — | — | 35.810 | 117.711 | — | D | — | 8.00* | — | PAS | — | | — | | 1.9 | PAS | — | | — | | — | |
| 1976 10 | 22 | 51 | 24.18 | | — | — | 35.820 | 117.686 | — | D | — | 3.33 | — | PAS | — | | — | | 2.3 | PAS | — | | — | | — | |
| 1976 15 | 8 | 39 | 51.73 | | — | — | 35.848 | 117.687 | — | D | — | 10.00* | — | PAS | — | | — | | 1.7 | PAS | — | | — | | — | |
| 1976 18 | 23 | 15 | 14.50 | | — | — | 35.818 | 117.692 | — | D | — | 8.00* | — | PAS | — | | — | | 2.5 | PAS | — | | — | | — | |
| 1976 19 | 1 | 59 | 10.60 | LM | — | — | 35.980 | 114.820 | — | X | — | 5.00* | — | BRP | 3 | BRP | 3.0 | BRP | — | | — | | — | | — | |
| 1976 19 | 5 | 34 | 9.71 | | — | — | 35.810 | 117.985 | — | D | — | 8.39 | — | PAS | — | | — | | 1.8 | PAS | — | | — | | — | |
| 1976 20 | 23 | 14 | 56.30 | | — | 7 | 37.600 | 118.000 | — | | — | — | — | BRK | — | | — | | 3.4 | BRK | — | | — | | — | |
| 1976 30 | 9 | 19 | 51.11 | | — | — | 36.076 | 116.853 | — | D | — | 1.31 | — | PAS | — | | — | | 2.1 | PAS | — | | — | | — | |
| 1976 30 | 22 | 56 | 14.76 | | — | — | 35.847 | 117.715 | — | D | — | 7.90 | — | PAS | — | | — | | 2.4 | PAS | — | | — | | — | |
| 1976 31 | 8 | 18 | 58.88 | | — | — | 35.807 | 117.705 | — | D | — | 6.06 | — | PAS | — | | — | | 2.3 | PAS | — | | — | | — | |
| 1976 NOV 5 | 5 | 16 | 51.70 | SIZ | 0.13 | 7 | 37.192 | 116.204 | — | | — | 2.80 | — | RYN | — | | — | | — | | 2.5 | RYN | — | | — | |
| 1976 10 | 6 | 47 | 59.13 | | — | 7 | 36.013 | 117.579 | — | C | — | 0.66 | — | PAS | — | | — | | 3.7 | PAS | — | | — | | — | |
| 1976 10 | 11 | 54 | 23.74 | | — | — | 35.991 | 117.849 | — | D | — | 7.82 | — | PAS | — | | — | | 2.3 | PAS | — | | — | | — | |
| 1976 13 | 5 | 2 | 38.82 | | — | — | 35.818 | 117.639 | — | D | — | 10.60 | — | PAS | — | | — | | 2.3 | PAS | — | | — | | — | |
| 1976 13 | 19 | 1 | 58.80 | | 0.12 | 13 | 38.463 | 117.893 | — | B | — | 6.27 | — | RYN | — | | — | | — | | 3.5 | RYN | — | | — | |
| 1976 13 | 20 | 15 | 4.70 | | — | — | 35.745 | 117.529 | — | D | — | 3.64 | — | PAS | — | | — | | 1.7 | PAS | — | | — | | — | |
| 1976 16 | 20 | 1 | 47.10 | | — | — | 35.818 | 117.922 | — | D | — | 8.00* | — | PAS | — | | — | | 2.2 | PAS | — | | — | | — | |
| 1976 21 | 3 | 54 | 9.60 | | 0.20 | 7 | 37.507 | 117.968 | — | | — | — | — | RYN | — | | — | | — | | 1.8 | RYN | — | | — | |
| 1976 22 | 1 | 36 | 57.86 | | — | — | 35.898 | 117.051 | — | D | — | 3.30 | — | PAS | — | | — | | 2.0 | PAS | — | | — | | — | |
| 1976 24 | 16 | 51 | 17.04 | | — | — | 35.833 | 117.588 | — | D | — | 8.00* | — | PAS | — | | — | | 1.8 | PAS | — | | — | | — | |
| 1976 25 | 1 | 23 | 15.07 | SIZ | — | — | 36.850 | 115.986 | — | D | — | 3.00* | — | PAS | — | | — | | 2.7 | PAS | — | | — | | — | |
| 1976 DEC 2 | 14 | 10 | 16.22 | | — | — | 35.961 | 117.832 | — | D | — | 3.15 | — | PAS | — | | — | | 2.2 | PAS | — | | — | | — | |
| 1976 2 | 17 | 47 | 25.96 | | — | — | 35.928 | 117.815 | — | D | — | 3.27 | — | PAS | — | | — | | 2.4 | PAS | — | | — | | — | |
| 1976 2 | 18 | 22 | 25.19 | | — | — | 35.953 | 117.826 | — | D | — | 8.00* | — | PAS | — | | — | | 1.9 | PAS | — | | — | | — | |
| 1976 2 | 19 | 44 | 7.17 | | — | — | 35.964 | 117.818 | — | D | — | 3.06 | — | PAS | — | | — | | 2.2 | PAS | — | | — | | — | |
| 1976 2 | 21 | 2 | 8.04 | | — | — | 36.045 | 117.797 | — | D | — | 2.88 | — | PAS | — | | — | | 2.7 | PAS | — | | — | | — | |
| 1976 4 | 23 | 28 | 7.10 | | — | — | 35.801 | 117.718 | — | D | — | 3.30 | — | PAS | — | | — | | 2.7 | PAS | — | | — | | — | |
| 1976 5 | 7 | 1 | 11.69 | | — | — | 35.781 | 117.719 | — | D | — | 6.11 | — | PAS | — | | — | | 2.1 | PAS | — | | — | | — | |
| 1976 10 | 22 | 23 | 18.86 | | — | — | 35.818 | 117.707 | — | D | — | 8.00* | — | PAS | — | | — | | 2.3 | PAS | — | | — | | — | |
| 1976 11 | 14 | 53 | 6.42 | | — | — | 35.800 | 117.702 | — | D | — | 5.65 | — | PAS | 3 | BRP | 3.1 | BRP | 3.1 | PAS | — | | — | | — | |
| 1976 12 | 16 | 13 | 24.97 | | — | — | 35.818 | 117.698 | — | D | — | 8.00* | — | PAS | — | | — | | 2.7 | PAS | — | | — | | — | |

SGB HISTORICAL HYPOCENTER SUMMARY 1868-1978

| DATE (UTC) | ORIGIN TIME HR MN SEC | HYPOCENTER FLAG | RMS | NO | LATITUDE | LONGITUDE | ERH | Q | GAP | DEPTH | ERZ | REF | INTENSITY I | REF | MAGNITUDE MS | REF | ML | REF | MD | REF | mb | REF | OTH | REF |
|---|---|---|---|---|---|---|---|---|---|---|---|---|---|---|---|---|---|---|---|---|---|---|---|---|
| 1976 DEC 12 | 20:45: 5.20 | | — | — | 35.867 | 117.715 | — | D | — | 4.02 | — | PAS | — | | — | | 1.9 | PAS | — | | — | | — | |
| 1976 13 | 1:12:43.98 | | — | — | 35.885 | 117.684 | — | D | — | 3.28 | — | PAS | — | | — | | 2.3 | PAS | — | | — | | — | |
| 1976 16 | 18:15:37.10 | | — | — | 35.771 | 117.697 | — | D | — | 8.00* | — | PAS | — | | — | | 2.8 | PAS | — | | — | | — | |
| 1976 18 | 11:29: 3.19 | | — | — | 35.818 | 117.861 | — | D | — | 8.00* | — | PAS | — | | — | | 2.5 | PAS | — | | — | | — | |
| 1976 18 | 16:16: 1.46 | | — | — | 36.367 | 117.867 | — | D | — | 8.00* | — | PAS | — | | — | | 2.0 | PAS | — | | — | | — | |
| 1976 21 | 15:57:59.40 | SIZ | 0.42 | 18 | 37.120 | 115.879 | — | | — | 1.00* | — | RYN | — | | — | | — | | — | | — | | — | |
| 1976 21 | 21: 4:54.90 | SIZ | — | 7 | 37.210 | 116.270 | — | | — | — | — | ISC | — | | — | | — | | — | | — | | — | |
| 1976 22 | 15:13: 7.34 | | — | — | 36.242 | 117.922 | — | D | — | 1.25 | — | PAS | — | | — | | 2.8 | PAS | — | | — | | — | |
| 1976 22 | 16:49:53.99 | | — | — | 36.316 | 117.839 | — | D | — | 1.22 | — | PAS | — | | — | | 2.2 | PAS | — | | — | | — | |
| 1976 25 | 4:50:40.10 | SIZ | 0.68 | 13 | 37.177 | 116.359 | — | | — | — | — | RYN | — | | — | | — | | 2.5 | RYN | — | | — | |
| 1976 27 | 18:16:55.00 | | 0.21 | 12 | 37.693 | 117.614 | — | | — | 15.60 | — | RYN | — | | — | | — | | 1.9 | RYN | — | | — | |
| 1976 27 | 20:30:18.20 | | 0.20 | 14 | 37.679 | 117.617 | — | C | — | 11.66 | — | RYN | — | | — | | — | | — | | — | | — | |
| 1976 27 | 20:33:16.20 | | 0.25 | 10 | 37.690 | 117.612 | — | | — | 12.90 | — | RYN | — | | — | | — | | 1.3 | RYN | — | | — | |
| 1976 27 | 21: 2:11.40 | | 0.12 | 8 | 37.679 | 117.611 | — | | — | 19.30 | — | RYN | — | | — | | — | | 1.5 | RYN | — | | — | |
| 1976 27 | 21: 9:48.40 | | 0.13 | 7 | 37.698 | 117.611 | — | | — | 22.10 | — | RYN | — | | — | | — | | 1.5 | RYN | — | | — | |
| 1976 27 | 21:40:20.80 | | 0.29 | 9 | 37.679 | 117.616 | — | | — | — | — | RYN | — | | — | | — | | 1.8 | RYN | — | | — | |
| 1976 27 | 23: 3:43.30 | | 0.34 | 19 | 37.699 | 117.611 | — | | — | — | — | RYN | — | | — | | — | | 2.5 | RYN | — | | — | |
| 1976 28 | 2:33: 1.10 | | 0.28 | 13 | 37.696 | 117.613 | — | | — | 11.90 | — | RYN | — | | — | | — | | 2.1 | RYN | — | | — | |
| 1976 28 | 19:13:30.10 | | 0.36 | 10 | 37.618 | 117.634 | — | D | — | 19.07 | — | RYN | — | | — | | — | | 3.1 | RYN | — | | — | |
| 1976 28 | 20:14:26.00 | CPDX | — | 11 | 37.100 | 116.036 | — | | — | — | — | PDX | — | | — | | — | | — | | 3.5 | PDX | — | |
| 1976 28 | 20:29:26.00 | CPDX | — | 25 | 37.100 | 116.036 | — | | — | — | — | PDX | — | | — | | 4.5 | PDX | — | | 4.4 | PDX | — | |
| 1977 JAN 6 | 7:54:39.60 | | 0.42 | 13 | 36.794 | 115.802 | — | | — | 6.30 | — | RYN | — | | — | | — | | 3.8 | RYN | — | | — | |
| 1977 16 | 22:28:23.80 | | — | 7 | 36.410 | 117.810 | — | | — | — | — | BRK | 4 | BRP | 3.9 | BRP | 4.1 | BRK | — | | — | | — | |
| 1977 22 | 10:44:57.64 | | — | 3 | 35.686 | 117.821 | — | C | — | 12.98 | — | PAS | 3 | BRP | 3.1 | BRP | 3.1 | PAS | — | | — | | — | |
| 1977 26 | 14:51: 1.01 | | — | — | 35.762 | 117.714 | — | D | — | 5.65 | — | PAS | — | | — | | 2.6 | PAS | — | | — | | — | |
| 1977 FEB 9 | 4: 8:38.20 | | 0.18 | 6 | 38.494 | 117.833 | — | C | — | 10.84 | — | RYN | — | | — | | — | | 1.4 | RYN | — | | — | |
| 1977 14 | 2:10: 2.54 | | — | 14 | 35.818 | 117.598 | — | D | — | 8.00* | — | PAS | — | | — | | — | | — | | — | | — | |
| 1977 14 | 8:48:35.10 | | — | 3 | 35.752 | 117.699 | — | C | — | 8.00* | — | PAS | — | | — | | 3.0 | PAS | — | | — | | — | |
| 1977 14 | 13:58:40.30 | | — | — | 35.720 | 117.700 | — | X | — | 3.00* | — | BRP | 5 | PDX | 3.2 | BRP | 3.2 | PDX | — | | — | | — | |
| 1977 14 | 19: 3:47.22 | | — | 4 | 35.692 | 117.754 | — | C | — | 12.44 | — | PAS | — | | — | | 2.5 | PAS | — | | — | | — | |
| 1977 16 | 17:53: 0.20 | SIZ | — | — | 37.000 | 116.040 | — | X | — | 5.00* | — | BRP | 5 | BRP | 4.1 | BRP | 4.1 | PDX | — | | 4.8 | PDX | — | |
| 1977 MAR 1 | 19:11:25.60 | | 0.13 | 14 | 38.306 | 117.877 | — | C | — | 8.70 | — | RYN | — | | — | | — | | 3.2 | RYN | — | | — | |
| 1977 4 | 13:20:10.03 | | — | 4 | 35.690 | 117.726 | — | C | — | 13.19 | — | PAS | — | | — | | 2.7 | PAS | — | | — | | — | |
| 1977 5 | 8:44:43.37 | | — | 4 | 35.706 | 117.712 | — | C | — | 5.53 | — | PAS | — | | — | | 2.8 | PAS | — | | — | | — | |
| 1977 6 | 16:46: 6.35 | | — | 3 | 35.665 | 117.728 | — | C | — | 8.00* | — | PAS | — | | — | | 2.5 | PAS | — | | — | | — | |
| 1977 7 | 21:52:24.00 | | — | — | 35.730 | 117.700 | — | X | — | 12.00* | — | BRP | 5 | PDX | 3.0 | BRP | 3.0 | PAS | — | | — | | — | |
| 1977 7 | 22: 8:13.45 | | — | 3 | 35.779 | 117.718 | — | C | — | 8.00* | — | PAS | — | | — | | — | | — | | — | | — | |
| 1977 7 | 23:21:30.80 | | — | 4 | 35.696 | 117.721 | — | C | — | 5.95 | — | PAS | 3 | BRP | 3.2 | BRP | 3.0 | PAS | — | | — | | — | |
| 1977 8 | 0: 0:54.32 | | — | 3 | 35.702 | 117.690 | — | C | — | 8.00* | — | PAS | — | | — | | 2.1 | PAS | — | | — | | — | |
| 1977 8 | 14:24: 1.90 | SIZ | — | — | 37.240 | 116.260 | — | X | — | 5.00* | — | BRP | 3 | BRP | 2.1 | BRP | 3.2 | PDX | — | | — | | — | |
| 1977 8 | 15:52: 1.30 | | — | 3 | 35.667 | 117.727 | — | C | — | 8.00* | — | PAS | — | | — | | 2.9 | PAS | — | | — | | — | |
| 1977 14 | 1:17:41.84 | | — | 3 | 35.755 | 117.699 | — | C | — | 8.00* | — | PAS | — | | — | | 2.7 | PAS | — | | — | | — | |
| 1977 19 | 10:37:49.70 | | — | — | 35.700 | 117.720 | — | X | — | 2.00* | — | BRP | 3 | BRP | 3.0 | BRP | 3.0 | PDX | — | | — | | — | |
| 1977 19 | 11:21:12.02 | | — | 4 | 35.694 | 117.720 | — | C | — | 8.00* | — | PAS | — | | — | | 2.6 | PAS | — | | — | | — | |
| 1977 20 | 21: 4:56.22 | | — | 4 | 35.713 | 117.714 | — | C | — | 6.19 | — | PAS | — | | — | | 2.3 | PAS | — | | — | | — | |
| 1977 21 | 7:46:52.20 | | 0.26 | 8 | 37.107 | 117.861 | — | | — | — | — | RYN | — | | — | | — | | 2.3 | RYN | — | | — | |
| 1977 30 | 20:39:29.10 | | 0.38 | 13 | 38.099 | 116.756 | — | | — | — | — | RYN | — | | — | | — | | 2.3 | RYN | — | | — | |
| 1977 APR 5 | 16:57: 6.30 | CPDX | — | 26 | 37.120 | 116.062 | — | | — | — | — | PDX | — | | — | | 4.4 | PDX | — | | 4.6 | PDX | — | |

| DATE (UTC) | ORIGIN TIME HR MN SEC | HYPOCENTER FLAG | RMS | NO | LATITUDE | LONGITUDE | ERH | Q | GAP | DEPTH | ERZ | REF | INTENSITY I | REF | MAGNITUDE MS | REF | ML | REF | MD | REF | mb | REF | OTH | REF |
|---|---|---|---|---|---|---|---|---|---|---|---|---|---|---|---|---|---|---|---|---|---|---|---|---|
| 1977 APR 8 | 6:45:34.80 | SIZ | 0.40 | 15 | 37.266 | 116.354 | — | | — | — | — | RYN | — | | — | | — | | 3.4 | RYN | — | | — | |
| 1977 13 | 10:29: 1.48 | | — | 3 | 35.642 | 117.895 | — | C | — | 8.00* | — | PAS | — | | — | | — | | — | | — | | — | |
| 1977 13 | 16:18:11.75 | | — | 4 | 35.773 | 117.703 | — | C | — | 8.15 | — | PAS | — | | — | | 2.6 | PAS | — | | — | | — | |
| 1977 19 | 23:54:37.30 | | 0.09 | 7 | 38.263 | 117.877 | — | D | — | 2.28 | — | RYN | — | | — | | — | | — | | — | | — | |
| 1977 27 | 22:32:26.00 | | 0.56 | 7 | 37.997 | 117.970 | — | D | — | 4.95 | — | RYN | — | | — | | — | | 1.5 | RYN | — | | — | |
| 1977 JUN 5 | 14: 8:31.90 | | — | 5 | 36.540 | 116.410 | — | | — | — | — | BRK | 4 | BRP | 3.7 | BRP | 3.7 | BRK | — | | — | | — | |
| 1977 9 | 1:15:24.00 | | 0.16 | 9 | 38.454 | 117.864 | — | C | — | 12.34 | — | RYN | — | | — | | — | | 1.3 | RYN | — | | — | |
| 1977 14 | 4:37: 2.90 | | — | 8 | 37.117 | 117.908 | — | | — | 5.00* | — | PDX | — | | — | | 3.1 | PDX | — | | — | | — | |
| 1977 27 | 2:34:30.00 | | — | 9 | 37.390 | 115.410 | — | | — | — | — | ISC | — | | — | | — | | — | | — | | — | |
| 1977 JUL 1 | 11:23:15.93 | | — | — | 35.706 | 117.615 | — | D | — | 5.71 | — | PAS | — | | — | | 1.9 | PAS | — | | — | | — | |
| 1977 2 | 1:40: 2.20 | SIZ | 0.09 | 8 | 37.247 | 116.075 | — | | — | 1.00* | — | RYN | — | | — | | — | | — | | — | | — | |
| 1977 8 | 17: 1: 2.10 | | — | — | 35.988 | 117.828 | — | D | — | 5.12 | — | PAS | — | | — | | 2.3 | PAS | — | | — | | — | |
| 1977 8 | 17:38:24.77 | | — | — | 35.981 | 117.836 | — | D | — | 5.19 | — | PAS | — | | — | | 2.6 | PAS | — | | — | | — | |
| 1977 11 | 6:13:46.34 | | — | — | 35.725 | 116.460 | — | D | — | 5.04 | — | PAS | — | | — | | 3.8 | PAS | — | | — | | — | |
| 1977 11 | 11:42: 8.75 | | — | — | 35.861 | 116.525 | — | D | — | 3.38 | — | PAS | — | | — | | 3.4 | PAS | — | | — | | — | |
| 1977 21 | 16: 6:22.10 | | — | — | 37.230 | 114.970 | — | X | — | 7.00* | — | BRP | 3 | BRP | 2.2 | BRP | 3.3 | PDX | — | | — | | — | |
| 1977 21 | 16: 7: 2.54 | | — | — | 36.005 | 117.835 | — | D | — | 5.00* | — | PAS | — | | — | | 3.3 | PAS | — | | — | | — | |
| 1977 22 | 5:11: 3.24 | | — | — | 36.343 | 117.017 | — | D | — | 5.00* | — | PAS | — | | — | | 2.7 | PAS | — | | — | | — | |
| 1977 28 | 14: 7: 0.20 | SIZ | — | — | 37.110 | 116.080 | — | X | — | 5.00* | — | BRP | 4 | BRP | 3.7 | BRP | 3.7 | PDX | — | | — | | — | |
| 1977 AUG 7 | 0:24:31.00 | | 0.10 | 9 | 37.504 | 117.743 | — | C | — | 14.30 | — | RYN | — | | — | | — | | 1.5 | RYN | — | | — | |
| 1977 7 | 0:25:54.40 | | 0.59 | 7 | 38.485 | 117.920 | — | D | — | 5.50 | — | RYN | — | | — | | — | | 1.2 | RYN | — | | — | |
| 1977 7 | 0:27:12.00 | | 0.07 | 9 | 37.489 | 117.742 | — | D | — | 6.18 | — | RYN | — | | — | | — | | 1.6 | RYN | — | | — | |
| 1977 7 | 4:29:28.50 | | 0.09 | 10 | 37.493 | 117.742 | — | C | — | 6.64 | — | RYN | — | | — | | — | | 2.3 | RYN | — | | — | |
| 1977 7 | 4:40:28.10 | | 0.54 | 7 | 37.562 | 117.831 | — | D | — | 28.19 | — | RYN | — | | — | | — | | 1.6 | RYN | — | | — | |
| 1977 8 | 4:51:41.60 | | 0.07 | 9 | 37.568 | 117.756 | — | C | — | 9.25 | — | RYN | 5 | BRP | 4.0 | BRP | 4.2 | BRK | 4.2 | RYN | — | | — | |
| 1977 8 | 5: 0:13.10 | | 0.04 | 6 | 37.514 | 117.722 | — | C | — | 13.71 | — | RYN | — | | — | | — | | — | | — | | — | |
| 1977 8 | 5: 0:35.80 | | 0.36 | 5 | 37.693 | 117.572 | — | D | — | 26.95 | — | RYN | — | | — | | — | | 1.2 | RYN | — | | — | |
| 1977 8 | 5:41: 4.80 | | 0.10 | 10 | 37.495 | 117.748 | — | C | — | 7.26 | — | RYN | — | | — | | — | | 2.3 | RYN | — | | — | |
| 1977 8 | 23:24:21.60 | | 0.05 | 5 | 37.428 | 117.585 | — | D | — | 3.04 | — | RYN | — | | — | | — | | — | | — | | — | |
| 1977 15 | 1: 0:12.90 | | 0.04 | 6 | 37.493 | 117.717 | — | C | — | 3.53 | — | RYN | — | | — | | — | | 1.4 | RYN | — | | — | |
| 1977 16 | 14:40:59.60 | SIZ | 0.74 | 16 | 37.031 | 115.944 | — | | — | 1.00* | — | RYN | 4 | BRP | 3.5 | BRP | 3.5 | PDX | — | | — | | — | |
| 1977 16 | 15:48:59.40 | SIZ | 0.46 | 13 | 37.052 | 115.949 | — | | — | 1.00* | — | RYN | 5 | BRP | 4.0 | BRP | 4.0 | PDX | — | | — | | — | |
| 1977 17 | 19:59:58.09 | | — | — | 35.663 | 117.044 | — | D | — | 2.62 | — | PAS | — | | — | | 2.3 | PAS | — | | — | | — | |
| 1977 19 | 17:32: 0.10 | SIZ | — | — | 37.040 | 116.010 | — | X | — | 5.00* | — | BRP | 4 | BRP | 3.5 | BRP | 3.5 | PDX | — | | — | | — | |
| 1977 21 | 6:40:31.80 | | 0.16 | 7 | 37.511 | 117.737 | — | | — | — | — | RYN | — | | — | | — | | 1.3 | RYN | — | | — | |
| 1977 21 | 8: 6:10.90 | | 0.20 | 10 | 37.526 | 117.756 | — | | — | — | — | RYN | — | | — | | — | | 1.9 | RYN | — | | — | |
| 1977 21 | 19:31:36.80 | | 0.08 | 7 | 37.538 | 117.681 | — | | — | — | — | RYN | — | | — | | — | | 0.6 | RYN | — | | — | |
| 1977 21 | 20: 4: 9.50 | | 0.26 | 9 | 37.509 | 117.739 | — | | — | — | — | RYN | — | | — | | — | | 1.8 | RYN | — | | — | |
| 1977 21 | 20: 5:40.90 | | 0.27 | 9 | 37.089 | 117.271 | — | | — | 5.70 | — | RYN | — | | — | | — | | 2.6 | RYN | — | | — | |
| 1977 22 | 22:46:36.70 | | 0.13 | 7 | 37.499 | 117.737 | — | | — | — | — | RYN | — | | — | | — | | 1.5 | RYN | — | | — | |
| 1977 30 | 2: 5:25.50 | | 0.12 | 8 | 37.503 | 117.721 | — | | — | — | — | RYN | — | | — | | — | | 2.1 | RYN | — | | — | |
| 1977 31 | 12:24:11.00 | | 0.22 | 9 | 38.439 | 117.837 | — | B | — | 22.50 | — | RYN | — | | — | | — | | 1.8 | RYN | — | | — | |
| 1977 31 | 16: 5:40.90 | | 0.17 | 8 | 37.504 | 117.742 | — | | — | — | — | RYN | — | | — | | — | | 2.3 | RYN | — | | — | |
| 1977 SEP 12 | 13:59:22.28 | | — | — | 35.625 | 117.525 | — | C | — | 4.28 | — | PAS | 3 | BRP | 3.1 | BRP | 3.0 | PAS | — | | — | | — | |
| 1977 OCT 7 | 9: 7:49.60 | | 0.35 | 8 | 37.520 | 117.741 | — | | — | — | — | RYN | — | | — | | — | | 1.9 | RYN | — | | — | |
| 1977 10 | 21:35:41.30 | | 0.15 | 8 | 37.139 | 117.833 | — | | — | — | — | RYN | — | | — | | 3.3 | BRK | 3.0 | RYN | — | | — | |
| 1977 10 | 21:36: 8.29 | | — | — | 35.675 | 116.445 | — | D | — | 4.89 | — | PAS | — | | — | | — | | — | | — | | — | |
| 1977 11 | 0: 3:26.55 | | — | — | 35.983 | 117.825 | — | D | — | 4.44 | — | PAS | — | | — | | 2.3 | PAS | — | | — | | — | |

SGB HISTORICAL HYPOCENTER SUMMARY 1868-1978

| DATE (UTC) | ORIGIN TIME HR MN SEC | HYPOCENTER FLAG | RMS | NO | LATITUDE | LONGITUDE | ERH | Q | GAP | DEPTH | ERZ | REF | INTENSITY I | REF | MAGNITUDE MS | REF | ML | REF | MD | REF | mb | REF | OTH | REF |
|---|---|---|---|---|---|---|---|---|---|---|---|---|---|---|---|---|---|---|---|---|---|---|---|---|
| 1977 OCT 11 | 11:20:45.70 | | — | — | 36.495 | 117.026 | — | D | — | 5.00* | — | PAS | — | | — | | 2.7 | PAS | — | | — | | — | |
| 1977 12 | 16:42: 6.62 | | — | — | 35.753 | 117.568 | — | D | — | 5.36 | — | PAS | — | | — | | 2.5 | PAS | — | | — | | — | |
| 1977 26 | 6: 5:38.66 | | — | — | 36.163 | 117.876 | — | D | — | 5.00* | — | PAS | — | | — | | 2.2 | PAS | — | | — | | — | |
| 1977 NOV 5 | 19:25:14.91 | | — | — | 36.391 | 117.143 | — | D | — | 4.51 | — | PAS | — | | — | | — | | — | | — | | — | |
| 1977 10 | 2:35:24.13 | | — | — | 36.098 | 117.908 | — | D | — | 4.73 | — | PAS | 4 | BRP | 3.6 | BRP | 3.6 | PAS | — | | — | | — | |
| 1977 11 | 6:27:27.88 | | — | — | 36.050 | 117.928 | — | D | — | 5.00* | — | PAS | — | | — | | 2.4 | PAS | — | | — | | — | |
| 1977 12 | 1:41:30.54 | | — | — | 36.033 | 117.817 | — | D | — | 5.36 | — | PAS | — | | — | | 2.7 | PAS | — | | — | | — | |
| 1977 13 | 18:44:45.50 | | 0.59 | 15 | 37.326 | 115.187 | — | | — | 14.50 | — | RYN | — | | — | | — | | 3.5 | RYN | — | | — | |
| 1977 16 | 12:53:23.10 | | 0.27 | 8 | 37.320 | 115.181 | — | | — | — | — | RYN | 3 | BRP | 1.8 | BRP | 3.0 | PDX | — | | — | | — | |
| 1977 17 | 0:35:23.87 | | — | — | 36.035 | 117.797 | — | D | — | 4.82 | — | PAS | 3 | BRP | 3.0 | BRP | 3.0 | PAS | — | | — | | — | |
| 1977 17 | 20:39:24.70 | CPDX | — | 11 | 37.021 | 116.025 | — | | — | — | — | PDX | — | | — | | 3.4 | PDX | — | | 3.8 | PDX | — | |
| 1977 24 | 3:51:36.85 | | — | — | 35.824 | 117.743 | — | D | — | 4.99 | — | PAS | — | | — | | 2.4 | PAS | — | | — | | — | |
| 1977 DEC 5 | 0: 9:45.70 | | — | — | 37.890 | 114.670 | — | X | — | 5.00* | — | BRP | 3 | BRP | 2.1 | BRP | 3.2 | PDX | — | | — | | — | |
| 1977 7 | 23:27:34.18 | | — | — | 36.009 | 117.924 | — | D | — | 4.93 | — | PAS | — | | — | | 2.7 | PAS | — | | — | | — | |
| 1977 8 | 3:36:25.11 | | — | — | 36.029 | 117.882 | — | D | — | 5.00* | — | PAS | 3 | BRP | 3.0 | BRP | 3.0 | PAS | — | | — | | — | |
| 1977 9 | 2:27:26.33 | | — | — | 36.041 | 117.424 | — | D | — | 4.89 | — | PAS | — | | — | | 2.6 | PAS | — | | — | | — | |
| 1977 12 | 13:20: 2.58 | | — | — | 36.033 | 117.424 | — | D | — | 5.46 | — | PAS | 3 | BRP | 3.0 | BRP | 3.0 | PAS | — | | — | | — | |
| 1977 14 | 15: 0: 0.00 | SIZ | — | 7 | 37.033 | 115.956 | — | | — | 5.00* | — | PDX | — | | — | | 3.4 | PDX | — | | — | | — | |
| 1977 14 | 16: 2:20.10 | | 0.35 | 5 | 38.220 | 116.654 | — | | — | — | — | RYN | — | | — | | — | | 1.8 | RYN | — | | — | |
| 1977 16 | 16:52:36.30 | | 0.42 | 9 | 38.029 | 114.613 | — | | — | — | — | RYN | — | | — | | — | | 3.5 | RYN | — | | — | |
| 1977 20 | 15:46:32.38 | | — | — | 36.195 | 117.952 | — | D | — | 5.24 | — | PAS | — | | — | | 2.7 | PAS | — | | — | | — | |
| 1977 21 | 12:22:42.60 | | 0.17 | 7 | 37.252 | 117.577 | — | | — | — | — | RYN | — | | — | | — | | 2.6 | RYN | — | | — | |
| 1977 23 | 2:35:12.78 | | — | — | 36.147 | 117.930 | — | D | — | 5.07 | — | PAS | — | | — | | 2.6 | PAS | — | | — | | — | |
| 1978 JAN 3 | 23:32:31.72 | | — | 7 | 37.177 | 117.742 | — | D | — | 4.10 | — | PAS | — | | — | | — | | — | | — | | — | |
| 1978 4 | 19: 5:38.24 | | — | 7 | 35.856 | 117.627 | — | D | — | 6.00* | — | PAS | — | | — | | 1.9 | PAS | — | | — | | — | |
| 1978 5 | 10:52:21.20 | | — | 51 | 36.255 | 117.928 | — | D | — | 1.98 | — | PAS | — | | — | | 3.5 | PAS | — | | — | | — | |
| 1978 7 | 8:18: 3.20 | | — | 12 | 36.263 | 117.900 | — | D | — | 4.96 | — | PAS | — | | — | | — | | — | | — | | — | |
| 1978 7 | 17: 6:13.81 | | — | 11 | 36.234 | 117.970 | — | D | — | 5.00* | — | PAS | — | | — | | 2.0 | PAS | — | | — | | — | |
| 1978 8 | 1:48:36.46 | | — | 18 | 36.248 | 117.918 | — | C | — | 5.06 | — | PAS | — | | — | | 2.3 | PAS | — | | — | | — | |
| 1978 8 | 4: 6:34.90 | | — | 10 | 36.231 | 117.936 | — | D | — | 5.05 | — | PAS | — | | — | | — | | — | | — | | — | |
| 1978 8 | 9: 1:41.29 | | — | 10 | 36.233 | 117.965 | — | D | — | 3.00* | — | PAS | — | | — | | — | | — | | — | | — | |
| 1978 8 | 21:50:58.44 | | — | 22 | 36.237 | 117.911 | — | D | — | 4.10 | — | PAS | — | | — | | 2.6 | PAS | — | | — | | — | |
| 1978 9 | 4:55:52.46 | | — | 18 | 36.237 | 117.930 | — | D | — | 3.50 | — | PAS | — | | — | | 2.6 | PAS | — | | — | | — | |
| 1978 10 | 12:41:35.50 | | — | 16 | 36.231 | 117.974 | — | C | — | 3.01 | — | PAS | — | | — | | 2.4 | PAS | — | | — | | — | |
| 1978 18 | 6:37: 3.70 | | 0.27 | 8 | 37.628 | 117.851 | — | | — | 12.60 | — | RYN | — | | — | | — | | 3.4 | RYN | — | | — | |
| 1978 18 | 8:53:32.50 | | 0.27 | 10 | 37.577 | 117.846 | — | | — | 7.50 | — | RYN | — | | — | | 3.4 | PAS | — | | — | | 3.7 | PDX |
| 1978 18 | 15:27: 6.34 | | — | 24 | 35.769 | 117.452 | — | C | — | 6.11 | — | PAS | — | | — | | 2.3 | PAS | — | | — | | — | |
| 1978 20 | 15:17:42.06 | | — | 10 | 36.238 | 117.965 | — | D | — | 6.00* | — | PAS | — | | — | | 2.0 | PAS | — | | — | | — | |
| 1978 28 | 2:53: 7.17 | | — | 33 | 35.741 | 117.556 | — | B | — | 5.37 | — | PAS | — | | — | | — | | — | | — | | — | |
| 1978 29 | 1:55:50.40 | | 0.22 | 10 | 37.147 | 117.871 | — | | — | 5.20 | — | RYN | — | | — | | — | | 2.9 | RYN | — | | — | |
| 1978 FEB 4 | 3:19:40.77 | | — | 18 | 36.163 | 117.825 | — | C | — | 4.67 | — | PAS | — | | — | | — | | — | | — | | — | |
| 1978 7 | 8:36:58.84 | | — | 12 | 36.821 | 117.747 | — | C | — | 6.00* | — | PAS | — | | — | | — | | — | | — | | — | |
| 1978 10 | 13:43:34.79 | | — | 7 | 37.696 | 117.815 | — | D | — | 5.09 | — | PAS | — | | — | | — | | — | | — | | — | |
| 1978 17 | 10:13:45.58 | | — | 39 | 35.733 | 115.907 | — | D | — | 6.00* | — | PAS | — | | — | | 2.6 | PAS | — | | — | | — | |
| 1978 21 | 19:18:38.29 | | — | 12 | 36.001 | 117.726 | — | D | — | 5.89 | — | PAS | — | | — | | — | | — | | — | | — | |
| 1978 22 | 13:51: 0.90 | | — | 13 | 35.947 | 117.703 | — | D | — | 5.95 | — | PAS | — | | — | | 2.4 | PAS | — | | — | | — | |
| 1978 24 | 0: 9: 5.10 | CSNL | — | 12 | 37.044 | 115.871 | — | | — | 41.00* | — | ISC | — | | — | | — | | — | | — | | — | |
| 1978 26 | 11:15: 8.35 | | — | 18 | 36.051 | 117.726 | — | C | — | 5.69 | — | PAS | — | | — | | 2.3 | PAS | — | | — | | — | |

| DATE (UTC) | ORIGIN TIME HR MN SEC | HYPOCENTER FLAG | RMS | NO | LATITUDE | LONGITUDE | ERH | Q | GAP | DEPTH | ERZ | REF | INTENSITY I | REF | MAGNITUDE MS | REF | ML | REF | MD | REF | mb | REF | OTH | REF |
|---|---|---|---|---|---|---|---|---|---|---|---|---|---|---|---|---|---|---|---|---|---|---|---|---|
| 1978 FEB 26 | 14: 2:19.65 | | — | 16 | 36.050 | 117.728 | — | D | — | 5.83 | — | PAS | — | | — | | — | | — | | — | | — | |
| 1978 28 | 16:43:45.21 | | — | 9 | 36.287 | 117.430 | — | D | — | 6.00* | — | PAS* | — | | — | | — | | — | | — | | — | |
| 1978 MAR 3 | 17:59:48.59 | | — | 12 | 36.078 | 117.635 | — | D | — | 5.53 | — | PAS | — | | — | | — | | — | | — | | — | |
| 1978 3 | 18: 0:16.11 | | — | 6 | 36.070 | 117.624 | — | D | — | 5.31 | — | PAS | — | | — | | — | | — | | — | | — | |
| 1978 3 | 18: 1: 8.64 | | — | 16 | 36.082 | 117.625 | — | D | — | 4.92 | — | PAS | — | | — | | — | | — | | — | | — | |
| 1978 3 | 18: 4:19.19 | | — | 7 | 36.071 | 117.607 | — | D | — | 4.92 | — | PAS | — | | — | | — | | — | | — | | — | |
| 1978 3 | 18:37:23.27 | | — | 25 | 36.085 | 117.621 | — | C | — | 6.03 | — | PAS | — | | — | | 2.5 | PAS | — | | — | | — | |
| 1978 6 | 13:41:57.52 | | — | 16 | 36.096 | 117.836 | — | D | — | 6.57 | — | PAS | — | | — | | — | | — | | — | | — | |
| 1978 6 | 23:50:23.93 | | — | 17 | 36.001 | 117.865 | — | D | — | 1.11 | — | PAS | — | | — | | — | | — | | — | | — | |
| 1978 7 | 5:33:17.37 | | — | 17 | 36.064 | 117.814 | — | D | — | 5.07 | — | PAS | — | | — | | — | | — | | — | | — | |
| 1978 7 | 5:35:29.73 | | — | 21 | 36.090 | 117.832 | — | C | — | 4.92 | — | PAS | — | | — | | 2.7 | PAS | — | | — | | — | |
| 1978 7 | 15:28:32.40 | | — | 50 | 36.104 | 117.606 | — | C | — | 6.58 | — | PAS | — | | — | | 3.4 | PAS | — | | — | | — | |
| 1978 7 | 15:54:34.96 | | — | 11 | 36.104 | 117.588 | — | D | — | 4.92 | — | PAS | — | | — | | — | | — | | — | | — | |
| 1978 7 | 16:59:16.87 | | — | 12 | 36.077 | 117.636 | — | D | — | 6.00* | — | PAS | — | | — | | — | | — | | — | | — | |
| 1978 8 | 1:20:14.40 | | — | 12 | 36.079 | 117.644 | — | D | — | 6.01 | — | PAS | — | | — | | — | | — | | — | | — | |
| 1978 8 | 23: 7:18.76 | | — | 9 | 36.052 | 117.604 | — | D | — | 6.00* | — | PAS | — | | — | | 1.7 | PAS | — | | — | | — | |
| 1978 9 | 1:45:41.49 | | — | 11 | 36.047 | 117.618 | — | D | — | 6.00* | — | PAS | — | | — | | — | | — | | — | | — | |
| 1978 11 | 8:35:22.17 | | — | 9 | 35.914 | 117.766 | — | D | — | 6.00* | — | PAS | — | | — | | 1.3 | PAS | — | | — | | — | |
| 1978 11 | 16:41:29.12 | | — | 19 | 36.395 | 117.949 | — | C | — | 3.67 | — | PAS | — | | — | | 2.2 | PAS | — | | — | | — | |
| 1978 14 | 8: 7:26.85 | | — | 9 | 36.440 | 117.912 | — | D | — | 6.06 | — | PAS | — | | — | | 1.8 | PAS | — | | — | | — | |
| 1978 16 | 14:59:59.60 | SIZ | — | 16 | 37.100 | 116.057 | — | | — | 2.00* | — | PDX | — | | — | | 4.4 | PDX | — | | 3.9 | PDX | — | |
| 1978 19 | 6:14:59.09 | | — | 8 | 35.850 | 117.804 | — | D | — | 3.97 | — | PAS | — | | — | | 2.1 | PAS | — | | — | | — | |
| 1978 19 | 8:32:22.38 | | — | 21 | 36.119 | 117.886 | — | C | — | 6.02 | — | PAS | — | | — | | 2.6 | PAS | — | | — | | — | |
| 1978 19 | 22:31:39.18 | | — | 18 | 36.124 | 117.870 | — | C | — | 5.13 | — | PAS | — | | — | | 2.1 | PAS | — | | — | | — | |
| 1978 20 | 0: 7:55.12 | | — | 45 | 36.133 | 117.870 | — | D | — | 3.28 | — | PAS | — | | — | | 3.0 | PAS | — | | — | | — | |
| 1978 20 | 3:34:50.53 | | — | 12 | 35.959 | 117.984 | — | D | — | 5.08 | — | PAS | — | | — | | 2.0 | PAS | — | | — | | — | |
| 1978 24 | 2:47:15.30 | | 0.12 | 11 | 38.426 | 117.843 | — | B | — | 15.97 | — | RYN | — | | — | | — | | 2.8 | RYN | — | | — | |
| 1978 26 | 10:56:23.20 | | 0.15 | 8 | 36.907 | 117.461 | — | | — | 7.60 | — | RYN | — | | — | | 2.8 | PAS | 3.1 | RYN | — | | — | |
| 1978 26 | 10:59:36.98 | | — | 11 | 36.918 | 117.440 | — | D | — | 5.07 | — | PAS | — | | — | | 2.4 | PAS | — | | — | | — | |
| 1978 27 | 4:29:19.90 | | 0.26 | 5 | 37.139 | 117.853 | — | | — | — | — | RYN | — | | — | | 3.1 | PAS | 2.9 | RYN | — | | — | |
| 1978 28 | 16:41:47.80 | | — | 28 | 36.217 | 117.950 | — | B | — | 1.96 | — | PAS | — | | — | | 2.7 | PAS | — | | — | | — | |
| 1978 28 | 18:57:37.77 | | — | 5 | 36.218 | 117.950 | — | D | — | 5.00* | — | PAS | — | | — | | 1.8 | PAS | — | | — | | — | |
| 1978 30 | 7:51:31.71 | | — | 22 | 36.228 | 117.904 | — | C | — | 5.70 | — | PAS | — | | — | | 2.1 | PAS | — | | — | | — | |
| 1978 30 | 8:39:50.14 | | — | 12 | 36.075 | 117.825 | — | D | — | 4.92 | — | PAS | — | | — | | 1.5 | PAS | — | | — | | — | |
| 1978 31 | 11: 7:28.13 | | — | 16 | 36.032 | 117.810 | — | C | — | 5.59 | — | PAS | — | | — | | 1.5 | PAS | — | | — | | — | |
| 1978 APR 2 | 13:12: 6.19 | | — | 35 | 36.229 | 117.905 | — | B | — | 2.85 | — | PAS | — | | — | | 2.5 | PAS | — | | — | | — | |
| 1978 3 | 18:43:59.83 | | — | 10 | 36.008 | 116.929 | — | D | — | 2.91 | — | PAS | — | | — | | 2.0 | PAS | — | | — | | — | |
| 1978 4 | 11:44:15.37 | | — | 15 | 36.230 | 117.948 | — | D | — | 3.97 | — | PAS | — | | — | | 2.0 | PAS | — | | — | | — | |
| 1978 5 | 6:22:57.21 | | — | 13 | 36.431 | 117.868 | — | D | — | 4.92 | — | PAS | — | | — | | 2.1 | PAS | — | | — | | — | |
| 1978 10 | 5:17: 5.16 | | — | 23 | 35.636 | 117.419 | — | C | — | 4.92 | — | PAS | — | | — | | 2.3 | PAS | — | | — | | — | |
| 1978 12 | 1:41:22.87 | CSNL | — | 13 | 37.180 | 116.262 | — | D | — | 4.36 | — | PAS | — | | — | | 2.9 | PAS | — | | — | | — | |
| 1978 12 | 2:28: 6.05 | CSNL | — | 8 | 37.239 | 116.153 | — | D | — | 3.52 | — | PAS | — | | — | | 2.8 | PAS | — | | — | | — | |
| 1978 12 | 3:46:56.12 | CSNL | — | 8 | 37.174 | 116.285 | — | D | — | 6.00* | — | PAS | — | | — | | 3.6 | PAS | — | | — | | — | |
| 1978 20 | 13:15:47.30 | | — | 5 | 35.800 | 114.900 | — | | — | 10.00* | — | PDX | — | | — | | 1.9 | PDX | — | | — | | — | |
| 1978 20 | 13:18:44.50 | | — | 3 | 35.800 | 114.900 | — | | — | 10.00* | — | PDX | — | | — | | — | | — | | — | | 1.9 | PDX |
| 1978 MAY 6 | 6:17:13.99 | | — | 14 | 35.873 | 117.804 | — | D | — | 4.92 | — | PAS | — | | — | | 2.4 | PAS | — | | — | | — | |
| 1978 14 | 20:12: 1.11 | | — | 20 | 35.997 | 117.931 | — | C | — | 1.36 | — | PAS | — | | — | | 2.6 | PAS | — | | — | | — | |
| 1978 18 | 22:16: 9.82 | | — | 13 | 35.958 | 117.964 | — | D | — | 0.61 | — | PAS | — | | — | | 2.2 | PAS | — | | — | | — | |

SGB HISTORICAL HYPOCENTER SUMMARY 1868-1978

| DATE | ORIGIN TIME | HYPOCENTER | | | | | | | | | | INTENSITY | | MAGNITUDE | | | | | | | | | |
|---|---|---|---|---|---|---|---|---|---|---|---|---|---|---|---|---|---|---|---|---|---|---|---|
| (UTC) | HR MN SEC | FLAG | RMS | NO | LATITUDE | LONGITUDE | ERH | Q | GAP | DEPTH | ERZ | REF | I | REF | MS | REF | ML | REF | MD | REF | mb | REF | OTH | REF |
| 1978 MAY 27 | 16:29:23.87 | | — | 9 | 36.399 | 116.217 | — | D | — | 9.96 | — | PAS | — | | — | | — | | — | | — | | — | |
| 1978 31 | 11:14:40.73 | | — | 34 | 36.004 | 117.020 | — | D | — | 5.95 | — | PAS | — | | — | | 2.7 | PAS | — | | — | | — | |
| 1978 JUN 1 | 17: 0: 3.70 | SIZ | 0.10 | 6 | 37.252 | 116.088 | — | | — | 1.00* | — | RYN | — | | — | | 3.4 | PDX | 4.2 | RYN | — | | — | |
| 1978 7 | 18:44: 5.48 | | — | 12 | 35.892 | 117.374 | — | D | — | 1.41 | — | PAS | — | | — | | 1.9 | PAS | — | | — | | — | |
| 1978 8 | 23:48:51.99 | | — | 54 | 35.875 | 117.365 | — | D | — | 7.95 | — | PAS | — | | — | | 3.4 | PAS | — | | — | | — | |
| 1978 10 | 10:51:51.74 | | — | 21 | 36.428 | 117.561 | — | D | — | 4.92 | — | PAS | — | | — | | 2.5 | PAS | — | | — | | — | |
| 1978 17 | 22:31:24.19 | | — | 46 | 35.821 | 116.524 | — | D | — | 6.08 | — | PAS | — | | — | | 2.8 | PAS | — | | — | | — | |
| 1978 19 | 6:17:14.30 | | 0.53 | 8 | 38.493 | 115.259 | — | | — | — | — | RYN | — | | — | | — | | 2.3 | RYN | — | | — | |
| 1978 23 | 18:28:42.78 | | — | 9 | 35.895 | 117.727 | — | D | — | 5.10 | — | PAS | — | | — | | 1.9 | PAS | — | | — | | — | |
| 1978 26 | 8:17:32.26 | | — | 18 | 35.798 | 117.726 | — | D | — | 5.27 | — | PAS | — | | — | | 2.3 | PAS | — | | — | | — | |
| 1978 30 | 2:47:34.72 | | — | 23 | 36.333 | 117.952 | — | D | — | 5.00* | — | PAS | — | | — | | 2.6 | PAS | — | | — | | — | |
| 1978 JUL 3 | 23: 3:50.90 | | — | 16 | 36.072 | 117.860 | — | D | — | 3.00* | — | PAS | — | | — | | 2.3 | PAS | — | | — | | — | |
| 1978 4 | 19:46: 6.89 | | — | 16 | 35.917 | 117.959 | — | D | — | 6.00* | — | PAS | — | | — | | 2.1 | PAS | — | | — | | — | |
| 1978 5 | 15:31:59.85 | | — | 19 | 36.098 | 117.824 | — | D | — | 5.12 | — | PAS | — | | — | | 2.3 | PAS | — | | — | | — | |
| 1978 7 | 13:59:59.30 | SIZ | — | 26 | 37.100 | 116.010 | — | | — | 2.00* | — | PDX | — | | — | | 4.3 | PDX | — | | 4.0 | PDX | — | |
| 1978 13 | 13:56:30.84 | | — | 8 | 35.903 | 117.367 | — | D | — | 4.66 | — | PAS | — | | — | | 2.4 | PAS | — | | — | | — | |
| 1978 20 | 17:10:47.40 | | 0.14 | 7 | 38.434 | 117.858 | — | C | — | 14.64 | — | RYN | — | | — | | — | | 1.4 | RYN | — | | — | |
| 1978 20 | 22:56:48.50 | | — | 7 | 36.017 | 117.730 | — | D | — | 9.19 | — | PAS | — | | — | | — | | — | | — | | — | |
| 1978 20 | 23:14:30.26 | | — | 4 | 35.794 | 117.649 | — | D | — | 4.86 | — | PAS | — | | — | | — | | — | | — | | — | |
| 1978 20 | 23:25:58.11 | | — | 39 | 35.890 | 117.755 | — | D | — | 4.88 | — | PAS | — | | — | | 2.8 | PAS | — | | — | | — | |
| 1978 22 | 7:15:39.88 | | — | 4 | 35.858 | 117.738 | — | D | — | 5.05 | — | PAS | — | | — | | 1.7 | PAS | — | | — | | — | |
| 1978 23 | 17:56:11.91 | | — | 8 | 35.710 | 116.630 | — | D | — | 5.11 | — | PAS | — | | — | | 2.3 | PAS | — | | — | | — | |
| 1978 27 | 2:36:54.04 | | — | 6 | 35.984 | 117.970 | — | D | — | 5.68 | — | PAS | — | | — | | — | | — | | — | | — | |
| 1978 29 | 7:53:16.57 | | — | 8 | 36.028 | 117.854 | — | D | — | 4.00* | — | PAS | — | | — | | 1.8 | PAS | — | | — | | — | |
| 1978 29 | 22:32: 8.10 | | — | 40 | 38.389 | 115.229 | — | | — | 5.00* | — | ISC | — | | — | | 4.2 | ISC | — | | 3.9 | ISC | — | |

# APPENDIX C

**List of the announced nuclear tests at NTS**
**19 November 1951 to 31 July 1978**

Format description of the announced nuclear tests

| Heading | Columns | | Description |
|---|---|---|---|
| NAME | 01–18 | | Event name assigned to the nuclear test. |
| DATE | 21–24 | (year) | The year, month, and day of the test detonation in Coordinated Universal Time (UTC). |
| | 26–27 | (month) | |
| | 29–30 | (day) | |
| TIME | 32–33 | (hour) | The time in UTC of the test detonation. Zero entries for the hour, minute, and second indicate the time of detonation is unknown. |
| | 35–36 | (minutes) | |
| | 38–42 | (seconds) | |
| LATITUDE | 46–51 | | Latitude of the test location in degrees. A dash indicates the coordinate is unknown. |
| LONGITUDE | 55–61 | | West longitude coordinate of the test location in degrees. A dash indicates the coordinate is unknown. |
| REF | 64–66 | | Code identifying the primary source of the test location (see table 1 for source code). |
| TYPE | 102–109 | | Description referring to the method of deployment of the nuclear device. A dash indicates the type is unknown. Explanation of these descriptions are: |
| | | Balloon | A nuclear device suspended from a balloon and exploded in the atmosphere. |
| | | Crater | A nuclear device placed shallow enough underground to produce a throw-out of earth when exploded. |
| | | Shaft | A nuclear device exploded at the bottom of drilled or mined vertical hole. |
| | | Surface | A nuclear device placed on or close to the earth's surface. |
| | | Tower | A nuclear device mounted at the top of a steel or wooden tower and exploded in the atmosphere. |
| | | Tunnel | A nuclear device exploded at the end of a long horizontal drift mined into a mountain or mesa in a way that places the burst point deep within the earth. |

Format description of the announced nuclear tests— Continued

| Heading | Columns | Description |
|---|---|---|
| YIELD | 111–123 | The total effective energy released in a nuclear explosion. It is usually expressed in terms of equivalent tonnage of TNT required to produce the same energy release in an explosion. NO YIELD means no yield information was released. A dash indicates the yield is not known. KT is the abbreviation for kiloton. |
| Magnitudes: (see table 1 for source codes) | | |
| $M_S$ | 69–71 | Surface wave magnitude. |
| REF | 73–75 | Source code for the $M_S$ magnitude. |
| $M_L$ | 77–79 | Local magnitude (Wood-Anderson). |
| REF | 81–83 | Source code for the $M_L$ magnitude. |
| $m_b$ | 85–87 | Body wave magnitude. |
| REF | 89–91 | Source code for the $m_b$ magnitude. |
| OTH | 93–95 | Other magnitudes or magnitudes of an unidentified type. |
| REF | 97–99 | Source code for other magnitudes. |

ANNOUNCED NUCLEAR TESTS AT NTS 1951-1978

| EVENT NAME | DATE (UTC) YEAR | MT | DY | ORIGIN TIME HR | MN | SEC | LOCATION LATITUDE | LONGITUDE | REF | MAGNITUDE MS | REF | ML | REF | MB | REF | OTH | REF | DESCRIPTION TYPE | YIELD |
|---|---|---|---|---|---|---|---|---|---|---|---|---|---|---|---|---|---|---|---|
| ABLE | 1951 | 10 | 22 | 14 | 0 | 0.00 | 37.084 | 116.024 | GPS | — | | — | | — | | — | | TOWER | < 0.1KT |
| SUGAR | 1951 | 11 | 19 | 16 | 59 | 59.70 | 37.132 | 116.039 | GPS | — | | — | | — | | — | | SURFACE | 1.2KT |
| UNCLE | 1951 | 11 | 29 | 19 | 59 | 59.70 | 37.170 | 116.043 | GPS | — | | — | | — | | — | | CRATER | 1.2KT |
| EASY | 1952 | 5 | 7 | 12 | 14 | 59.30 | 37.053 | 116.106 | GPS | — | | — | | — | | — | | TOWER | 12KT |
| FOX | 1952 | 5 | 25 | 11 | 59 | 59.60 | 37.096 | 116.106 | GPS | — | | — | | — | | — | | TOWER | 11KT |
| GEORGE | 1952 | 6 | 1 | 11 | 54 | 59.80 | 37.048 | 116.021 | GPS | — | | — | | — | | — | | TOWER | 15KT |
| HOW | 1952 | 6 | 5 | 11 | 55 | 0.30 | 37.139 | 116.118 | GPS | — | | — | | — | | — | | TOWER | 14KT |
| ANNIE | 1953 | 3 | 17 | 13 | 20 | 0.30 | 37.048 | 116.021 | GPS | — | | — | | — | | — | | TOWER | 16KT |
| NANCY | 1953 | 3 | 24 | 13 | 10 | 0.00 | 37.096 | 116.103 | GPS | — | | — | | — | | — | | TOWER | 24KT |
| RUTH | 1953 | 3 | 31 | 13 | 0 | 0.00 | 37.083 | 116.024 | GPS | — | | — | | — | | — | | TOWER | 0.2KT |
| RAY | 1953 | 4 | 11 | 12 | 44 | 59.80 | 37.099 | 116.092 | GPS | — | | — | | — | | — | | TOWER | 0.2KT |
| BADGER | 1953 | 4 | 18 | 12 | 35 | 0.00 | 37.138 | 116.118 | GPS | — | | — | | — | | — | | TOWER | 23KT |
| SIMON | 1953 | 4 | 25 | 12 | 29 | 59.80 | 37.053 | 116.103 | GPS | — | | — | | — | | — | | TOWER | 43KT |
| HARRY | 1953 | 5 | 19 | 12 | 4 | 59.50 | 37.040 | 116.025 | GPS | — | | — | | — | | — | | TOWER | 32KT |
| MOTH | 1955 | 2 | 22 | 13 | 45 | 0.00 | 37.048 | 116.021 | GPS | — | | — | | — | | — | | TOWER | 2KT |
| TESLA | 1955 | 3 | 1 | 13 | 30 | 0.30 | 37.109 | 116.048 | GPS | — | | — | | — | | — | | TOWER | 7KT |
| TURK | 1955 | 3 | 7 | 13 | 20 | 0.20 | 37.138 | 116.118 | GPS | — | | — | | — | | — | | TOWER | 43KT |
| HORNET | 1955 | 3 | 12 | 13 | 19 | 59.80 | 37.040 | 116.025 | GPS | — | | — | | — | | — | | TOWER | 4KT |
| BEE | 1955 | 3 | 22 | 13 | 4 | 59.90 | 37.095 | 116.024 | GPS | — | | — | | — | | — | | TOWER | 8KT |
| ESS | 1955 | 3 | 23 | 20 | 30 | 0.00 | 37.168 | 116.044 | GPS | — | | — | | — | | — | | CRATER | 1KT |
| APPLE-1 | 1955 | 3 | 29 | 12 | 55 | 0.10 | 37.096 | 116.103 | GPS | — | | — | | — | | — | | TOWER | 14KT |
| POST | 1955 | 4 | 9 | 12 | 30 | 0.20 | 37.122 | 116.034 | GPS | — | | — | | — | | — | | TOWER | 2KT |
| MET | 1955 | 4 | 15 | 19 | 15 | 0.30 | 36.798 | 115.929 | GPS | — | | — | | — | | — | | TOWER | 22KT |
| APPLE-2 | 1955 | 5 | 5 | 12 | 10 | 0.00 | 36.053 | 116.103 | GPS | — | | — | | — | | — | | TOWER | 29KT |
| ZUCCHINI | 1955 | 5 | 15 | 11 | 59 | 59.90 | 37.095 | 116.024 | GPS | — | | — | | — | | — | | TOWER | 28KT |
| PROJECT 56, NO. 1 | 1955 | 11 | 1 | 0 | 0 | 0.00 | — | — | ANT | — | | — | | — | | — | | SURFACE | ZERO |
| PROJECT 56, NO. 2 | 1955 | 11 | 3 | 0 | 0 | 0.00 | — | — | ANT | — | | — | | — | | — | | SURFACE | ZERO |
| PROJECT 56, NO. 3 | 1955 | 11 | 5 | 0 | 0 | 0.00 | — | — | ANT | — | | — | | — | | — | | SURFACE | NO YIELD |
| PROJECT 56, NO. 4 | 1956 | 1 | 18 | 21 | 30 | 0.00 | — | — | ZAK | — | | — | | — | | — | | SURFACE | VERY SLIGHT |
| PROJECT 57, NO. 1 | 1957 | 4 | 24 | 0 | 0 | 0.00 | — | — | ANT | — | | — | | — | | — | | SURFACE | ZERO |
| BOLTZMAN | 1957 | 5 | 28 | 11 | 55 | 0.20 | 37.095 | 116.024 | GPS | — | | — | | — | | — | | TOWER | 12KT |
| FRANKLIN | 1957 | 6 | 2 | 11 | 54 | 59.90 | 37.048 | 116.021 | GPS | — | | — | | — | | — | | TOWER | 140 TONS |
| LASSEN | 1957 | 6 | 5 | 11 | 45 | 0.30 | 37.135 | 116.041 | GPS | — | | — | | — | | — | | BALLOON | 0.5 TONS |
| WILSON | 1957 | 6 | 18 | 11 | 45 | 0.30 | 37.135 | 116.041 | GPS | — | | — | | — | | — | | BALLOON | 10KT |
| PRISCILLA | 1957 | 6 | 24 | 13 | 30 | 0.10 | 37.798 | 115.929 | GPS | — | | — | | — | | — | | BALLOON | 37KT |
| COULOMB-A | 1957 | 7 | 1 | 0 | 0 | 0.00 | — | — | ANT | — | | — | | — | | — | | SURFACE | ZERO |
| HOOD | 1957 | 7 | 5 | 11 | 40 | 0.10 | 37.135 | 116.041 | GPS | — | | — | | — | | — | | BALLOON | 74KT |
| DIABLO | 1957 | 7 | 15 | 11 | 30 | 0.10 | 37.150 | 116.109 | GPS | — | | — | | — | | — | | TOWER | 17KT |
| KEPLER | 1957 | 7 | 24 | 11 | 49 | 59.90 | 37.083 | 116.100 | GPS | — | | — | | — | | — | | TOWER | 10KT |
| OWENS | 1957 | 7 | 25 | 13 | 29 | 59.70 | 37.135 | 116.041 | GPS | — | | — | | — | | — | | BALLOON | 9.7KT |
| PASCAL-A | 1957 | 7 | 26 | 8 | 0 | 0.00 | 37.052 | 116.033 | LLL | — | | — | | — | | — | | SHAFT | SLIGHT |
| STOKES | 1957 | 8 | 7 | 12 | 25 | 0.20 | 37.087 | 116.024 | GPS | — | | — | | — | | — | | BALLOON | 19KT |
| SATURN | 1957 | 8 | 10 | 0 | 59 | 55.10 | 37.194 | 116.033 | GPS | — | | — | | — | | — | | TUNNEL | ZERO |
| SHASTA | 1957 | 8 | 18 | 12 | 0 | 0.00 | 37.128 | 116.106 | GPS | — | | — | | — | | — | | TOWER | 17KT |
| DOPPLER | 1957 | 8 | 23 | 12 | 30 | 0.10 | 37.087 | 116.024 | GPS | — | | — | | — | | — | | BALLOON | 11KT |
| PASCAL-B | 1957 | 8 | 27 | 22 | 35 | 0.00 | 37.049 | 116.034 | LLL | — | | — | | — | | — | | SHAFT | — |
| FRANKLIN PRIME | 1957 | 8 | 30 | 12 | 39 | 59.90 | 37.087 | 116.024 | GPS | — | | — | | — | | — | | BALLOON | 4.7KT |
| SMOKY | 1957 | 8 | 31 | 12 | 30 | 0.00 | 37.187 | 116.068 | GPS | — | | — | | — | | — | | TOWER | 44KT |

ANNOUNCED NUCLEAR TESTS AT NTS 1951-1978

| EVENT NAME | DATE (UTC) YEAR | MT | DY | ORIGIN TIME HR | MN | SEC | LOCATION LATITUDE | LONGITUDE | REF | MAGNITUDE MS | REF | ML | REF | MB | REF | OTH | REF | DESCRIPTION TYPE | YIELD |
|---|---|---|---|---|---|---|---|---|---|---|---|---|---|---|---|---|---|---|---|
| GALILEO | 1957 | 9 | 2 | 12 | 40 | 0.00 | 37.053 | 116.103 | GPS | — | | — | | — | | — | | TOWER | 11KT |
| WHEELER | 1957 | 9 | 6 | 12 | 45 | 0.00 | 37.135 | 116.041 | GPS | — | | — | | — | | — | | BALLOON | 197 TONS |
| COULOMB-B | 1957 | 9 | 6 | 20 | 5 | 0.60 | — | — | GPS | — | | — | | — | | — | | SURFACE | 0.3KT |
| LAPLACE | 1957 | 9 | 8 | 12 | 59 | 59.80 | 37.087 | 116.024 | GPS | — | | — | | — | | — | | BALLOON | 1KT |
| FIZEAU | 1957 | 9 | 14 | 16 | 44 | 59.80 | 37.034 | 116.031 | GPS | — | | — | | — | | — | | TOWER | 11KT |
| NEWTON | 1957 | 9 | 16 | 12 | 49 | 59.90 | 37.087 | 116.024 | GPS | — | | — | | — | | — | | BALLOON | 12KT |
| RAINIER | 1957 | 9 | 19 | 16 | 59 | 59.50 | 37.196 | 116.203 | GPS | — | | — | | — | | — | | TUNNEL | 1.7KT |
| WHITNEY | 1957 | 9 | 23 | 12 | 29 | 59.80 | 37.138 | 116.118 | GPS | — | | — | | — | | — | | TOWER | 19KT |
| CHARLESTON | 1957 | 9 | 28 | 12 | 59 | 59.90 | 37.135 | 116.041 | GPS | — | | — | | — | | — | | BALLOON | 12KT |
| MORGAN | 1957 | 10 | 7 | 13 | 0 | 0.00 | 37.135 | 116.041 | GPS | — | | — | | — | | — | | BALLOON | 8KT |
| PASCAL-C | 1957 | 12 | 6 | 20 | 15 | 0.00 | 37.050 | 116.031 | LLL | — | | — | | — | | — | | SHAFT | SLIGHT |
| COULOMB-C | 1957 | 12 | 9 | 20 | 0 | 0.00 | — | — | ZAK | — | | — | | — | | — | | SURFACE | 0.5KT |
| VENUS | 1958 | 2 | 22 | 0 | 0 | 0.00 | — | — | LLL | — | | — | | — | | — | | TUNNEL | < 1 TON |
| URANUS | 1958 | 3 | 14 | 0 | 0 | 0.00 | — | — | LLL | — | | — | | — | | — | | TUNNEL | < 1 TON |
| OTERO | 1958 | 9 | 12 | 20 | 0 | 0.20 | 37.050 | 116.032 | GPS | — | | — | | — | | — | | SHAFT | 38 TONS |
| BERNALILLO | 1958 | 9 | 17 | 19 | 30 | 0.20 | 37.049 | 116.033 | GPS | — | | — | | — | | — | | SHAFT | 15 TONS |
| EDDY | 1958 | 9 | 19 | 14 | 0 | 0.20 | 37.087 | 116.024 | GPS | — | | — | | — | | — | | BALLOON | 83 TONS |
| LUNA | 1958 | 9 | 21 | 19 | 0 | 0.20 | 37.049 | 116.034 | GPS | — | | — | | — | | — | | SHAFT | 1.5 TONS |
| MERCURY | 1958 | 9 | 23 | 0 | 0 | 0.00 | — | — | LLL | — | | — | | — | | — | | TUNNEL | SLIGHT |
| VALENCIA | 1958 | 9 | 26 | 20 | 0 | 0.20 | 37.050 | 116.030 | GPS | — | | — | | — | | — | | SHAFT | 2 TONS |
| MARS | 1958 | 9 | 28 | 0 | 0 | 0.20 | 37.193 | 116.200 | GPS | — | | — | | — | | — | | TUNNEL | 13 TONS |
| MORA | 1958 | 9 | 29 | 14 | 5 | 0.10 | 37.087 | 116.024 | GPS | — | | — | | — | | — | | BALLOON | 2KT |
| HIDALGO | 1958 | 10 | 5 | 14 | 10 | 0.10 | 37.087 | 116.024 | GPS | — | | — | | — | | — | | BALLOON | 77 TONS |
| COLFAX | 1958 | 10 | 5 | 16 | 15 | 0.20 | 37.049 | 116.034 | GPS | — | | — | | — | | — | | SHAFT | 5.5 TONS |
| TAMALPIAS | 1958 | 10 | 8 | 22 | 0 | 0.10 | 37.195 | 116.200 | GPS | — | | — | | — | | — | | TUNNEL | 72 TONS |
| QUAY | 1958 | 10 | 10 | 14 | 30 | 0.10 | 37.095 | 116.024 | GPS | — | | — | | — | | — | | TOWER | 79 TONS |
| LEA | 1958 | 10 | 13 | 13 | 20 | 0.10 | 37.087 | 116.024 | GPS | — | | — | | — | | — | | BALLOON | 1.4KT |
| NEPTUNE | 1958 | 10 | 14 | 18 | 0 | 0.20 | 37.194 | 116.200 | GPS | — | | — | | — | | — | | TUNNEL | 115 TONS |
| HAMILTON | 1958 | 10 | 15 | 16 | 0 | 0.20 | 36.802 | 115.932 | GPS | — | | — | | — | | — | | TOWER | 1.2 TONS |
| LOGAN | 1958 | 10 | 16 | 6 | 0 | 0.10 | 37.184 | 116.201 | GPS | — | | — | | — | | — | | TUNNEL | 5KT |
| DONA ANA | 1958 | 10 | 16 | 14 | 20 | 0.10 | 37.087 | 116.024 | GPS | — | | — | | — | | — | | BALLOON | 37 TONS |
| VESTA | 1958 | 10 | 17 | 23 | 0 | 0.20 | 37.123 | 116.035 | GPS | — | | — | | — | | — | | SURFACE | 24 TONS |
| RIO ARRIBA | 1958 | 10 | 18 | 14 | 25 | 0.10 | 37.041 | 116.026 | GPS | — | | — | | — | | — | | TOWER | 90 TONS |
| SAN JUAN | 1958 | 10 | 20 | 14 | 30 | 0.00 | 37.050 | 116.033 | LLL | — | | — | | — | | — | | SHAFT | ZERO |
| SOCORRO | 1958 | 10 | 22 | 13 | 30 | 0.20 | 37.087 | 116.024 | GPS | — | | — | | — | | — | | BALLOON | 6KT |
| WRANGELL | 1958 | 10 | 22 | 16 | 50 | 0.10 | 36.798 | 115.929 | GPS | — | | — | | — | | — | | BALLOON | 115 TONS |
| RUSHMORE | 1958 | 10 | 22 | 23 | 40 | 0.10 | 37.135 | 116.041 | GPS | — | | — | | — | | — | | BALLOON | 188 TONS |
| OBERON | 1958 | 10 | 22 | 0 | 0 | 0.00 | — | — | ANT | — | | — | | — | | — | | TOWER | ZERO |
| CATRON | 1958 | 10 | 24 | 15 | 0 | 0.20 | 37.043 | 116.027 | GPS | — | | — | | — | | — | | TOWER | 21 TONS |
| JUNO | 1958 | 10 | 24 | 16 | 1 | 0.20 | 37.123 | 116.038 | GPS | — | | — | | — | | — | | SURFACE | 1.7 TONS |
| CERES | 1958 | 10 | 26 | 4 | 0 | 0.20 | 37.181 | 116.069 | GPS | — | | — | | — | | — | | TOWER | 0.7 TONS |
| SANFORD | 1958 | 10 | 26 | 10 | 20 | 0.10 | 36.798 | 115.929 | GPS | — | | — | | — | | — | | BALLOON | 4.9KT |
| DE BACA | 1958 | 10 | 26 | 16 | 0 | 0.10 | 37.087 | 116.024 | GPS | — | | — | | — | | — | | BALLOON | 2.2KT |
| CHAVEZ | 1958 | 10 | 27 | 14 | 30 | 0.20 | 37.045 | 116.030 | GPS | — | | — | | — | | — | | TOWER | 0.6 TONS |
| EVANS | 1958 | 10 | 29 | 0 | 0 | 0.20 | 37.195 | 116.205 | GPS | — | | — | | — | | — | | TUNNEL | 55 TONS |
| HUMBOLDT | 1958 | 10 | 29 | 14 | 45 | 0.10 | 37.048 | 116.025 | GPS | — | | — | | — | | — | | TOWER | 7.8 TONS |
| MAZAMA | 1958 | 10 | 29 | 0 | 0 | 0.00 | — | — | ANT | — | | — | | — | | — | | TOWER | ZERO |
| SANTA FE | 1958 | 10 | 30 | 3 | 0 | 0.10 | 37.087 | 116.024 | GPS | — | | — | | — | | — | | BALLOON | 1.3KT |

ANNOUNCED NUCLEAR TESTS AT NTS 1951-1978

| EVENT NAME | DATE (UTC) YEAR | MT | DY | ORIGIN TIME HR | MN | SEC | LOCATION LATITUDE | LONGITUDE | REF | MAGNITUDE MS | REF | ML | REF | MB | REF | OTH | REF | DESCRIPTION TYPE | YIELD |
|---|---|---|---|---|---|---|---|---|---|---|---|---|---|---|---|---|---|---|---|
| BLANCA | 1958 | 10 | 30 | 15 | 0 | 0.20 | 37.186 | 116.202 | GPS | — | | — | | — | | — | | TUNNEL | 22KT |
| GANYMEDE | 1958 | 10 | 30 | 0 | 0 | 0.00 | — | — | ANT | — | | — | | — | | — | | SURFACE | ZERO |
| TITANIA | 1958 | 10 | 30 | 20 | 34 | 0.20 | 37.177 | 116.069 | GPS | — | | — | | — | | — | | TOWER | 0.2 TONS |
| ANTLER | 1961 | 9 | 15 | 17 | 0 | 0.00 | 37.188 | 116.208 | SPK | — | | — | | — | | — | | TUNNEL | 2.6KT |
| SHREW | 1961 | 9 | 16 | 19 | 45 | 0.10 | 37.048 | 116.034 | SPK | — | | — | | — | | — | | SHAFT | < 20KT |
| BOOMER | 1961 | 10 | 1 | 22 | 30 | 0.10 | 37.048 | 116.035 | LLL | — | | — | | — | | — | | SHAFT | < 20KT |
| CHENA | 1961 | 10 | 10 | 18 | 0 | 0.10 | 37.194 | 116.207 | SPK | — | | — | | — | | — | | TUNNEL | < 20KT |
| MINK | 1961 | 10 | 29 | 18 | 30 | 0.10 | 37.048 | 116.031 | SPK | — | | — | | — | | — | | SHAFT | < 20KT |
| FISHER | 1961 | 12 | 3 | 23 | 4 | 59.60 | 37.045 | 116.028 | SPK | — | | — | | — | | — | | SHAFT | 13.4KT |
| MAD | 1961 | 12 | 13 | 18 | 0 | 0.20 | 37.127 | 116.048 | SPK | — | | — | | — | | — | | SHAFT | 0.5KT |
| RINGTAIL | 1961 | 12 | 17 | 16 | 35 | 0.10 | 37.043 | 116.026 | SPK | — | | — | | — | | — | | SHAFT | < 20KT |
| FEATHER | 1961 | 12 | 22 | 16 | 30 | 0.10 | 37.195 | 116.208 | SPK | — | | — | | — | | — | | TUNNEL | < 20KT |
| STOAT | 1962 | 1 | 9 | 16 | 30 | 0.10 | 37.044 | 116.035 | SPK | — | | — | | — | | — | | SHAFT | 5.1KT |
| AGOUTI | 1962 | 1 | 18 | 18 | 0 | 0.10 | 37.047 | 116.034 | SPK | — | | — | | — | | — | | SHAFT | 6.4KT |
| DORMOUSE | 1962 | 1 | 30 | 18 | 0 | 0.10 | 37.047 | 116.039 | SPK | — | | — | | — | | — | | SHAFT | < 20KT |
| STILLWATER | 1962 | 2 | 8 | 18 | 0 | 0.20 | 37.127 | 116.052 | SPK | — | | — | | — | | — | | SHAFT | 3.07KT |
| ARMADILLO | 1962 | 2 | 9 | 16 | 30 | 0.10 | 37.043 | 116.038 | SPK | — | | — | | — | | 6.2 | PDX | SHAFT | 7.1KT |
| HARD HAT | 1962 | 2 | 15 | 18 | 0 | 0.10 | 37.227 | 116.059 | SPK | — | | — | | — | | — | | SHAFT | 5.7KT |
| CHINCHILLA | 1962 | 2 | 19 | 16 | 30 | 0.10 | 37.049 | 116.029 | SPK | — | | — | | — | | — | | SHAFT | 1.9KT |
| CODSAW | 1962 | 2 | 19 | 17 | 50 | 0.20 | 37.127 | 116.037 | SPK | — | | — | | — | | — | | SHAFT | < 20KT |
| CIMARRON | 1962 | 2 | 23 | 18 | 0 | 0.20 | 37.128 | 116.048 | SPK | — | | — | | — | | — | | SHAFT | 11.9KT |
| PLATYPUS | 1962 | 2 | 24 | 16 | 30 | 0.10 | 37.048 | 116.032 | SPK | — | | — | | — | | — | | SHAFT | < 20KT |
| PAMPAS | 1962 | 3 | 1 | 19 | 10 | 0.10 | 37.041 | 116.029 | SPK | — | | — | | — | | — | | SHAFT | < 20KT |
| DANNY BOY | 1962 | 3 | 5 | 18 | 15 | 0.10 | 37.111 | 116.365 | SPK | — | | — | | — | | — | | CRATER | 0.43KT |
| ERMINE | 1962 | 3 | 6 | 16 | 30 | 0.10 | 37.048 | 116.034 | SPK | — | | — | | — | | — | | SHAFT | < 20KT |
| BRAZOS | 1962 | 3 | 8 | 18 | 0 | 0.20 | 37.122 | 116.049 | SPK | — | | — | | — | | — | | SHAFT | 8.4KT |
| HOGNOSE | 1962 | 3 | 15 | 16 | 30 | 0.10 | 37.044 | 116.031 | SPK | — | | — | | — | | — | | SHAFT | < 20KT |
| HOOSIC | 1962 | 3 | 28 | 18 | 0 | 0.20 | 37.124 | 116.034 | SPK | — | | — | | — | | — | | SHAFT | 3.4KT |
| CHINCHILLA II | 1962 | 3 | 31 | 18 | 0 | 0.10 | 37.047 | 116.037 | SPK | — | | — | | — | | — | | SHAFT | < 20KT |
| DORMOUSE II | 1962 | 4 | 5 | 18 | 0 | 0.10 | 37.045 | 116.023 | SPK | — | | — | | — | | — | | SHAFT | 10.6KT |
| PASSAIC | 1962 | 4 | 6 | 18 | 0 | 0.20 | 37.118 | 116.044 | SPK | — | | — | | — | | — | | SHAFT | < 20KT |
| HUDSON | 1962 | 4 | 12 | 18 | 0 | 0.20 | 37.127 | 116.045 | SPK | — | | — | | — | | — | | SHAFT | < 20KT |
| PLATTE | 1962 | 4 | 14 | 18 | 0 | 0.10 | 37.222 | 116.157 | SPK | — | | — | | — | | — | | TUNNEL | 1.85KT |
| DEAD | 1962 | 4 | 21 | 18 | 40 | 0.20 | 37.118 | 116.032 | SPK | — | | — | | — | | — | | SHAFT | < 20KT |
| BLACK | 1962 | 4 | 27 | 18 | 0 | 0.20 | 37.118 | 116.038 | SPK | — | | — | | — | | — | | SHAFT | < 20KT |
| PACA | 1962 | 5 | 7 | 19 | 33 | 0.10 | 37.047 | 116.025 | SPK | — | | — | | — | | — | | SHAFT | < 20KT |
| ARIKAREE | 1962 | 5 | 10 | 15 | 0 | 0.20 | 37.128 | 116.048 | LLL | — | | — | | — | | — | | SHAFT | < 20KT |
| AARDVARK | 1962 | 5 | 12 | 19 | 0 | 0.10 | 37.065 | 116.030 | SPK | — | | — | | — | | — | | SHAFT | 40KT |
| EEL | 1962 | 5 | 19 | 15 | 0 | 0.20 | 37.123 | 116.047 | SPK | — | | — | | — | | — | | SHAFT | < 20KT |
| WHITE | 1962 | 5 | 25 | 15 | 0 | 0.20 | 37.125 | 116.052 | SPK | — | | — | | — | | — | | SHAFT | < 20KT |
| RACCOON | 1962 | 6 | 1 | 17 | 0 | 0.10 | 37.045 | 116.034 | SPK | — | | — | | — | | — | | SHAFT | < 20KT |
| PACKRAT | 1962 | 6 | 6 | 17 | 0 | 0.10 | 37.046 | 116.039 | SPK | — | | — | | — | | — | | SHAFT | < 20KT |
| DES MOINES | 1962 | 6 | 13 | 21 | 0 | 0.10 | 37.222 | 116.162 | SPK | — | | — | | — | | — | | TUNNEL | < 20KT |
| DAMAN I | 1962 | 6 | 21 | 17 | 0 | 0.10 | 37.043 | 116.030 | SPK | — | | — | | — | | — | | SHAFT | < 20KT |
| HAYMAKER | 1962 | 6 | 27 | 18 | 0 | 0.10 | 37.042 | 116.035 | SPK | — | | — | | — | | — | | SHAFT | 87KT |
| MARSHMALLOW | 1962 | 6 | 28 | 17 | 0 | 0.10 | 37.009 | 116.202 | SPK | — | | — | | — | | — | | TUNNEL | < 20KT |
| SACRAMENTO | 1962 | 6 | 30 | 21 | 30 | 0.20 | 37.117 | 116.047 | SPK | — | | — | | — | | — | | SHAFT | < 20KT |
| SEDAN | 1962 | 7 | 6 | 17 | 0 | 0.10 | 37.177 | 116.045 | SPK | — | | — | | — | | — | | CRATER | 104KT |

ANNOUNCED NUCLEAR TESTS AT NTS 1951-1978

| EVENT NAME | DATE (UTC) YEAR | MT | DY | ORIGIN TIME HR | MN | SEC | LOCATION LATITUDE | LONGITUDE | REF | MAGNITUDE MS | REF | ML | REF | MB | REF | OTH | REF | DESCRIPTION TYPE | YIELD |
|---|---|---|---|---|---|---|---|---|---|---|---|---|---|---|---|---|---|---|---|
| LITTLE FELLER II | 1962 | 7 | 7 | 19: | 0: | 0.10 | 37.119 | 116.303 | CGS | — | | — | | — | | — | | SURFACE | < 20KT |
| JOHNNIE BOY | 1962 | 7 | 11 | 16: | 45: | 0.10 | 37.122 | 116.333 | SPK | — | | — | | — | | — | | CRATER | 0.5KT |
| MERRIMAC | 1962 | 7 | 13 | 16: | 0: | 0.20 | 37.055 | 116.033 | SPK | — | | — | | — | | — | | SHAFT | 20 TO 200KT |
| SMALL BOY | 1962 | 7 | 14 | 18: | 30: | 0.10 | 36.800 | 115.925 | PDX | — | | — | | — | | — | | TOWER | < 20KT |
| LITTLE FELLER I | 1962 | 7 | 17 | 17: | 0: | 0.50 | 37.109 | 116.317 | CGS | — | | — | | — | | — | | SURFACE | < 20KT |
| WICHITA | 1962 | 7 | 27 | 21: | 0: | 0.20 | 37.130 | 116.056 | SPK | — | | — | | — | | — | | SHAFT | < 20KT |
| YORK | 1962 | 8 | 24 | 15: | 0: | 0.10 | 37.119 | 116.039 | SPK | — | | — | | — | | — | | SHAFT | < 20KT |
| BOBAC | 1962 | 8 | 24 | 17: | 0: | 0.10 | 37.046 | 116.024 | SPK | — | | — | | — | | — | | SHAFT | < 20KT |
| RARITAN | 1962 | 9 | 6 | 17: | 0: | 0.20 | 37.130 | 116.045 | LLL | — | | — | | — | | — | | SHAFT | < 20KT |
| HYRAX | 1962 | 9 | 14 | 17: | 10: | 0.10 | 37.043 | 116.021 | SPK | — | | — | | — | | — | | SHAFT | < 20KT |
| PEBA | 1962 | 9 | 20 | 17: | 0: | 0.10 | 37.055 | 116.029 | SPK | — | | — | | — | | — | | SHAFT | < 20KT |
| ALLEGHENY | 1962 | 9 | 29 | 17: | 0: | 0.20 | 37.117 | 116.033 | SPK | — | | — | | — | | — | | SHAFT | < 20KT |
| MISSISSIPPI | 1962 | 10 | 5 | 17: | 0: | 0.20 | 37.139 | 116.050 | SPK | — | | — | | — | | — | | SHAFT | 115KT |
| ROANOKE | 1962 | 10 | 12 | 15: | 0: | 0.20 | 37.122 | 116.051 | SPK | — | | — | | — | | — | | SHAFT | < 20KT |
| WOLVERINE | 1962 | 10 | 12 | 17: | 0: | 0.10 | 37.049 | 116.033 | LLL | — | | — | | — | | — | | SHAFT | < 20KT |
| TIOGA | 1962 | 10 | 18 | 15: | 0: | 0.10 | 37.129 | 116.040 | LLL | — | | — | | — | | — | | SHAFT | < 20KT |
| BANDICOOT | 1962 | 10 | 19 | 18: | 0: | 0.10 | 37.039 | 116.021 | SPK | — | | — | | — | | — | | SHAFT | < 20KT |
| SANTEE | 1962 | 10 | 27 | 15: | 0: | 0.10 | 37.149 | 116.053 | SPK | — | | — | | — | | — | | SHAFT | < 20KT |
| ST. LAWRENCE | 1962 | 11 | 9 | 18: | 0: | 0.20 | 37.164 | 116.073 | LLL | — | | — | | — | | — | | SHAFT | < 20KT |
| GUNDI | 1962 | 11 | 15 | 16: | 30: | 0.10 | 37.041 | 116.024 | LLL | — | | — | | — | | — | | SHAFT | < 20KT |
| ANACOSTIA | 1962 | 11 | 27 | 18: | 0: | 0.10 | 37.123 | 116.028 | SPK | — | | — | | — | | — | | SHAFT | < 20KT |
| TAUNTON | 1962 | 12 | 4 | 16: | 0: | 0.10 | 37.128 | 116.050 | LLL | — | | — | | — | | — | | SHAFT | < 20KT |
| TENDRAC | 1962 | 12 | 7 | 19: | 0: | 0.10 | 37.052 | 116.030 | SPK | — | | — | | — | | — | | SHAFT | < 20KT |
| MADISON | 1962 | 12 | 12 | 17: | 25: | 0.00 | 37.169 | 116.206 | SPK | — | | — | | — | | — | | TUNNEL | < 20KT |
| NUMBAT | 1962 | 12 | 12 | 18: | 45: | 0.10 | 37.046 | 116.015 | SPK | — | | — | | — | | — | | SHAFT | < 20KT |
| MANATEE | 1962 | 12 | 14 | 18: | 0: | 0.20 | 37.124 | 116.040 | LLL | — | | — | | — | | — | | SHAFT | < 20KT |
| CASSELMAN | 1963 | 2 | 8 | 16: | 0: | 0.20 | 37.149 | 116.052 | SPK | — | | — | | — | | — | | SHAFT | < 20KT |
| HATCHIE | 1963 | 2 | 8 | 16: | 0: | 1.20 | 37.126 | 116.039 | LLL | — | | — | | — | | — | | SHAFT | < 20KT |
| FERRET | 1963 | 2 | 8 | 18: | 30: | 0.10 | 37.058 | 116.029 | LLL | — | | — | | — | | — | | SHAFT | < 20KT |
| ACUSHI | 1963 | 2 | 8 | 18: | 30: | 0.10 | 37.046 | 116.021 | SPK | — | | — | | — | | — | | SHAFT | < 20KT |
| CHIPMUNK | 1963 | 2 | 15 | 17: | 0: | 0.10 | 37.049 | 116.032 | LLL | — | | — | | — | | — | | SHAFT | < 20KT |
| KAWEAH | 1963 | 2 | 21 | 19: | 47: | 0.10 | 37.120 | 116.046 | SPK | — | | — | | — | | — | | SHAFT | < 20KT |
| CARMEL | 1963 | 2 | 21 | 19: | 47: | 8.60 | 37.155 | 116.080 | SPK | — | | — | | — | | — | | SHAFT | < 20KT |
| JERBOA | 1963 | 3 | 1 | 19: | 0: | 0.10 | 37.045 | 116.026 | LLL | — | | — | | — | | — | | SHAFT | < 20KT |
| TOYAH | 1963 | 3 | 15 | 16: | 22: | 53.10 | 37.126 | 116.045 | LLL | — | | — | | — | | — | | SHAFT | < 20KT |
| GERBIL | 1963 | 3 | 29 | 15: | 49: | 0.10 | 37.042 | 116.018 | SPK | — | | — | | — | | — | | SHAFT | < 20KT |
| FERRET PRIME | 1963 | 4 | 5 | 17: | 52: | 0.10 | 37.037 | 116.024 | SPK | — | | — | | — | | — | | SHAFT | < 20KT |
| COYPU | 1963 | 4 | 10 | 16: | 1: | 30.10 | 37.049 | 116.030 | LLL | — | | — | | — | | — | | SHAFT | < 20KT |
| CUMBERLAND | 1963 | 4 | 11 | 16: | 3: | 0.20 | 37.157 | 116.071 | LLL | — | | — | | — | | — | | SHAFT | < 20KT |
| KOOTANAI | 1963 | 4 | 24 | 16: | 9: | 30.10 | 37.121 | 116.036 | LLL | — | | — | | — | | — | | SHAFT | < 20KT |
| PAISANO | 1963 | 4 | 24 | 16: | 9: | 30.10 | 37.121 | 116.036 | LLL | — | | — | | — | | — | | SHAFT | < 20KT |
| GUNDI PRIME | 1963 | 5 | 9 | 18: | 19: | 30.10 | 37.049 | 116.016 | LLL | — | | — | | — | | — | | SHAFT | < 20KT |
| DOUBLE TRACKS | 1963 | 5 | 15 | 0: | 0: | 0.00 | — | — | ANT | — | | — | | — | | — | | SURFACE | ZERO |
| HARKEE | 1963 | 5 | 17 | 14: | 55: | 0.10 | 37.044 | 116.016 | LLL | — | | — | | — | | — | | SHAFT | < 20KT |
| TEJON | 1963 | 5 | 17 | 14: | 55: | 0.10 | 37.048 | 116.032 | LLL | — | | — | | — | | — | | SHAFT | < 20KT |
| STONES | 1963 | 5 | 22 | 15: | 40: | 0.10 | 37.111 | 116.039 | SPK | — | | — | | — | | — | | SHAFT | 20 TO 200KT |
| CLEAN SLATE I | 1963 | 5 | 25 | 0: | 0: | 0.00 | — | — | ANT | — | | — | | — | | — | | SURFACE | ZERO |
| PLEASANT | 1963 | 5 | 29 | 15: | 3: | 30.20 | 37.128 | 116.042 | LLL | — | | — | | — | | — | | SHAFT | < 20KT |

ANNOUNCED NUCLEAR TESTS AT NTS 1951-1978

| EVENT NAME | DATE (UTC) YEAR | MT | DY | ORIGIN TIME HR | MN | SEC | LOCATION LATITUDE | LONGITUDE | REF | MAGNITUDE MS | REF | ML | REF | MB | REF | OTH | REF | DESCRIPTION TYPE | YIELD |
|---|---|---|---|---|---|---|---|---|---|---|---|---|---|---|---|---|---|---|---|
| CLEAN SLATE II | 1963 | 5 | 31 | 0: | 0: | 0.00 | — | — | ANT | — | | — | | — | | — | | SURFACE | ZERO |
| YUBA | 1963 | 6 | 5 | 17: | 0: | 0.10 | 37.196 | 116.209 | SPK | — | | — | | — | | — | | TUNNEL | < 20KT |
| HUTIA | 1963 | 6 | 6 | 14: | 0: | 0.10 | 37.045 | 116.036 | SPK | — | | — | | — | | — | | SHAFT | < 20KT |
| APSHAPA | 1963 | 6 | 6 | 16: | 58: | 0.20 | 37.125 | 116.040 | LLL | — | | — | | — | | — | | SHAFT | < 20KT |
| CLEAN SLATE III | 1963 | 6 | 9 | 0: | 0: | 0.00 | — | — | ANT | — | | — | | — | | — | | SURFACE | ZERO |
| MATACO | 1963 | 6 | 14 | 14: | 10: | 0.10 | 37.046 | 116.018 | SPK | — | | — | | — | | — | | SHAFT | < 20KT |
| KENNEBEC | 1963 | 6 | 25 | 23: | 0: | 0.20 | 37.131 | 116.068 | SPK | — | | — | | — | | — | | SHAFT | < 20KT |
| PEKAN | 1963 | 8 | 12 | 23: | 45: | 0.10 | 37.042 | 116.016 | SPK | — | | — | | — | | — | | SHAFT | < 20KT |
| SATSOP | 1963 | 8 | 15 | 13: | 0: | 0.20 | 37.154 | 116.077 | SPK | — | | — | | — | | — | | SHAFT | < 20KT |
| KOHOCTON | 1963 | 8 | 23 | 13: | 20: | 0.10 | 37.125 | 116.035 | SPK | — | | — | | — | | — | | SHAFT | < 20KT |
| AHTANUM | 1963 | 9 | 13 | 13: | 53: | 0.20 | 37.163 | 116.081 | SPK | — | | — | | — | | — | | SHAFT | < 20KT |
| BILBY | 1963 | 9 | 13 | 17: | 0: | 0.10 | 37.060 | 116.022 | SPK | — | | — | | — | | — | | SHAFT | 249KT |
| GRUNION | 1963 | 10 | 11 | 14: | 0: | 0.10 | 37.037 | 116.021 | SPK | — | | — | | — | | — | | SHAFT | < 20KT |
| TORNILLO | 1963 | 10 | 11 | 21: | 0: | 0.20 | 37.119 | 116.034 | SPK | — | | — | | — | | — | | SHAFT | < 20KT |
| CLEARWATER | 1963 | 10 | 16 | 17: | 0: | 0.10 | 37.198 | 116.230 | SPK | — | | — | | — | | — | | SHAFT | 20 TO 200KT |
| ANCHOVY | 1963 | 11 | 14 | 16: | 0: | 0.10 | 37.040 | 116.019 | SPK | — | | — | | — | | — | | SHAFT | < 20KT |
| MUSTANG | 1963 | 11 | 15 | 15: | 0: | 0.20 | 37.132 | 116.046 | SPK | — | | — | | — | | — | | SHAFT | < 20KT |
| GREYS | 1963 | 11 | 22 | 17: | 30: | 0.10 | 37.119 | 116.045 | SPK | — | | — | | — | | — | | SHAFT | 20 TO 200KT |
| SARDINE | 1963 | 12 | 4 | 16: | 38: | 30.10 | 37.039 | 116.029 | SPK | — | | — | | — | | — | | SHAFT | < 20KT |
| EAGLE | 1963 | 12 | 12 | 16: | 2: | 0.10 | 37.131 | 116.043 | SPK | — | | — | | — | | — | | SHAFT | < 20KT |
| FORE | 1964 | 1 | 16 | 16: | 0: | 0.10 | 37.142 | 116.048 | SPK | — | | — | | — | | — | | SHAFT | 20 TO 200KT |
| OCONTO | 1964 | 1 | 23 | 16: | 0: | 0.20 | 37.126 | 116.036 | SPK | — | | — | | — | | — | | SHAFT | < 20KT |
| KLICKITAT | 1964 | 2 | 20 | 15: | 30: | 0.10 | 37.151 | 116.040 | SPK | — | | — | | — | | — | | SHAFT | 20 TO 200KT |
| PIKE | 1964 | 3 | 13 | 16: | 2: | 0.10 | 37.050 | 116.011 | SPK | — | | — | | — | | — | | SHAFT | < 20KT |
| HOOK | 1964 | 4 | 14 | 14: | 40: | 0.10 | 37.129 | 116.030 | SPK | — | | — | | — | | — | | SHAFT | < 20KT |
| STURGEON | 1964 | 4 | 15 | 14: | 30: | 0.10 | 37.044 | 116.018 | SPK | — | | — | | — | | — | | SHAFT | < 20KT |
| TURF | 1964 | 4 | 24 | 20: | 10: | 0.20 | 37.150 | 116.055 | SPK | — | | — | | — | | — | | SHAFT | 20 TO 200KT |
| PIPEFISH | 1964 | 4 | 29 | 20: | 47: | 0.10 | 37.040 | 116.027 | SPK | — | | — | | — | | — | | SHAFT | < 20KT |
| BACKSWING | 1964 | 5 | 14 | 14: | 40: | 0.20 | 37.117 | 116.039 | SPK | — | | — | | — | | — | | SHAFT | < 20KT |
| MINNOW | 1964 | 5 | 15 | 16: | 15: | 0.10 | 37.042 | 116.012 | SPK | — | | — | | — | | — | | SHAFT | < 20KT |
| ACE | 1964 | 6 | 11 | 16: | 45: | 0.20 | 37.149 | 116.076 | SPK | — | | — | | — | | — | | SHAFT | < 20KT |
| FADE | 1964 | 6 | 25 | 13: | 30: | 0.10 | 37.111 | 116.029 | SPK | — | | — | | — | | — | | SHAFT | < 20KT |
| DUB | 1964 | 6 | 30 | 13: | 33: | 0.10 | 37.174 | 116.056 | SPK | — | | — | | — | | — | | SHAFT | < 20KT |
| BYE | 1964 | 7 | 16 | 13: | 15: | 0.20 | 37.182 | 116.045 | SPK | — | | — | | — | | — | | SHAFT | 20 TO 200KT |
| CORMORANT | 1964 | 7 | 17 | 17: | 18: | 30.00 | 37.018 | 116.030 | SPK | — | | — | | — | | — | | SHAFT | < 20KT |
| ALVA | 1964 | 8 | 19 | 16: | 0: | 0.10 | 37.159 | 116.083 | SPK | — | | — | | — | | — | | SHAFT | < 20KT |
| CANVASBACK | 1964 | 8 | 22 | 22: | 17: | 0.10 | 37.065 | 116.015 | SPK | — | | — | | — | | — | | SHAFT | < 20KT |
| HADDOCK | 1964 | 8 | 28 | 17: | 6: | 0.00 | 37.067 | 116.023 | SPK | — | | — | | — | | — | | SHAFT | < 20KT |
| GUANAY | 1964 | 9 | 4 | 18: | 15: | 0.10 | 37.018 | 116.023 | SPK | — | | — | | — | | — | | SHAFT | < 20KT |
| AUK | 1964 | 10 | 2 | 20: | 3: | 0.00 | 37.078 | 116.008 | SPK | — | | — | | — | | — | | SHAFT | < 20KT |
| PAR | 1964 | 10 | 9 | 14: | 0: | 0.10 | 37.151 | 116.077 | SPK | — | | — | | — | | — | | SHAFT | 38KT |
| BARBEL | 1964 | 10 | 16 | 15: | 59: | 30.00 | 37.039 | 116.016 | SPK | — | | — | | — | | — | | SHAFT | < 20KT |
| FOREST | 1964 | 10 | 31 | 17: | 4: | 58.60 | 37.107 | 116.032 | SPK | — | | — | | — | | — | | SHAFT | < 20KT |
| HANDCAR | 1964 | 11 | 5 | 15: | 0: | 0.10 | 37.174 | 116.067 | SPK | — | | — | | — | | — | | SHAFT | 12KT |
| CREPE | 1964 | 12 | 5 | 21: | 15: | 0.10 | 37.114 | 116.053 | SPK | — | | — | | — | | — | | SHAFT | 20 TO 200KT |
| DRILL | 1964 | 12 | 5 | 21: | 15: | 0.00 | 37.134 | 116.070 | LLL | — | | — | | — | | — | | SHAFT | 3.4KT |
| PARROT | 1964 | 12 | 16 | 20: | 0: | 0.00 | 37.035 | 116.012 | SPK | — | | — | | — | | — | | SHAFT | 1.3KT |
| MUDPACK | 1964 | 12 | 16 | 20: | 10: | 0.10 | 37.178 | 116.067 | SPK | — | | — | | — | | — | | SHAFT | 2.7KT |

ANNOUNCED NUCLEAR TESTS AT NTS 1951-1978

| EVENT NAME | DATE (UTC) YEAR | MT | DY | ORIGIN TIME HR | MN | SEC | LOCATION LATITUDE | LONGITUDE | REF | MAGNITUDE MS | REF | ML | REF | MB | REF | OTH | REF | DESCRIPTION TYPE | YIELD |
|---|---|---|---|---|---|---|---|---|---|---|---|---|---|---|---|---|---|---|---|
| SULKY | 1964 | 12 | 18 | 19 | 35 | 0.10 | 37.083 | 116.342 | SPK | — | | — | | — | | — | | SHAFT | 0.092KT |
| WOOL | 1965 | 1 | 14 | 16 | 0 | 0.10 | 37.119 | 116.025 | SPK | — | | — | | — | | — | | SHAFT | < 20KT |
| CASHMERE | 1965 | 2 | 4 | 15 | 30 | 0.10 | 37.131 | 116.062 | SPK | — | | — | | — | | — | | SHAFT | < 20KT |
| ALPACA | 1965 | 2 | 12 | 15 | 10 | 29.50 | 37.165 | 116.077 | SPK | — | | — | | — | | — | | SHAFT | < 20KT |
| MERLIN | 1965 | 2 | 16 | 17 | 30 | 0.00 | 37.051 | 116.024 | SPK | — | | — | | — | | — | | SHAFT | 10.1KT |
| WISHBONE | 1965 | 2 | 18 | 16 | 18 | 47.20 | 36.818 | 115.949 | SPK | — | | — | | — | | — | | SHAFT | < 20KT |
| WAGTAIL | 1965 | 3 | 3 | 19 | 13 | 0.00 | 37.064 | 116.037 | SPK | — | | — | | — | | — | | SHAFT | 20 TO 200KT |
| CUP | 1965 | 3 | 26 | 15 | 34 | 8.20 | 37.148 | 116.043 | SPK | — | | — | | — | | — | | SHAFT | 20 TO 200KT |
| KESTREL | 1965 | 4 | 5 | 21 | 0 | 0.00 | 37.026 | 116.023 | SPK | — | | — | | — | | — | | SHAFT | < 20KT |
| PALANQUIN | 1965 | 4 | 14 | 13 | 14 | 0.10 | 37.280 | 116.524 | SPK | — | | — | | — | | — | | CRATER | 4.3KT |
| GUMDROP | 1965 | 4 | 21 | 22 | 0 | 0.00 | 37.007 | 116.202 | SPK | — | | — | | — | | — | | TUNNEL | < 20KT |
| MUSCOVY | 1965 | 4 | 23 | 21 | 44 | 0.40 | 37.017 | 115.995 | ISC | — | | — | | — | | — | | — | — |
| TEE | 1965 | 5 | 7 | 15 | 47 | 11.20 | 37.141 | 116.067 | SPK | — | | — | | — | | — | | SHAFT | < 20KT |
| BUTEO | 1965 | 5 | 12 | 18 | 15 | 0.10 | 37.243 | 116.431 | SPK | — | | — | | — | | — | | SHAFT | < 20KT |
| CAMBRIC | 1965 | 5 | 14 | 14 | 57 | 52.20 | 36.823 | 115.967 | LLL | — | | — | | — | | — | | SHAFT | 0.75KT |
| SCAUP | 1965 | 5 | 14 | 17 | 32 | 36.20 | 37.059 | 116.010 | SPK | — | | — | | — | | — | | SHAFT | < 20KT |
| TWEED | 1965 | 5 | 21 | 13 | 8 | 52.10 | 37.119 | 116.028 | SPK | — | | — | | — | | — | | SHAFT | < 20KT |
| PETREL | 1965 | 6 | 11 | 19 | 45 | 0.00 | 37.043 | 116.017 | SPK | — | | — | | — | | — | | SHAFT | 1.3KT |
| DILUTED WATERS | 1965 | 6 | 16 | 16 | 30 | 0.20 | 36.818 | 115.956 | SPK | — | | — | | — | | — | | SHAFT | < 20KT |
| TINY TOT | 1965 | 6 | 17 | 17 | 0 | 0.10 | 37.223 | 116.057 | SPK | — | | — | | — | | — | | TUNNEL | < 20KT |
| BRONZE | 1965 | 7 | 23 | 17 | 0 | 0.00 | 37.098 | 116.033 | SPK | — | | — | | — | | — | | SHAFT | 20 TO 200KT |
| MAUVE | 1965 | 8 | 6 | 17 | 23 | 30.00 | 37.018 | 116.040 | SPK | — | | — | | — | | — | | SHAFT | < 20KT |
| CENTAUR | 1965 | 8 | 27 | 13 | 51 | 13.10 | 37.137 | 116.070 | SPK | — | | — | | — | | — | | SHAFT | < 20KT |
| SCREAMER | 1965 | 9 | 1 | 20 | 8 | 0.00 | 37.023 | 116.009 | SPK | — | | — | | — | | — | | SHAFT | < 20KT |
| CHARCOAL | 1965 | 9 | 10 | 17 | 12 | 0.00 | 37.078 | 116.017 | SPK | — | | — | | — | | — | | SHAFT | 20 TO 200KT |
| ELKHART | 1965 | 9 | 17 | 15 | 8 | 23.10 | 37.111 | 116.035 | SPK | — | | — | | — | | — | | SHAFT | < 20KT |
| SEPIA | 1965 | 11 | 12 | 18 | 0 | 0.10 | 37.050 | 116.022 | SPK | — | | — | | — | | — | | SHAFT | < 20KT |
| CORDUROY | 1965 | 12 | 3 | 15 | 13 | 2.10 | 37.165 | 116.052 | SPK | — | | — | | — | | — | | SHAFT | 20 TO 200KT |
| EMERSON | 1965 | 12 | 16 | 15 | 39 | 18.20 | 37.141 | 116.063 | SPK | — | | — | | — | | — | | SHAFT | < 20KT |
| BUFF | 1965 | 12 | 16 | 19 | 15 | 0.00 | 37.073 | 116.029 | SPK | — | | — | | — | | — | | SHAFT | 20 TO 200KT |
| MAXWELL | 1966 | 1 | 13 | 15 | 37 | 43.10 | 37.116 | 116.028 | SPK | — | | — | | — | | — | | SHAFT | < 20KT |
| LAMPBLACK | 1966 | 1 | 18 | 18 | 35 | 0.00 | 37.092 | 116.019 | SPK | — | | — | | — | | — | | SHAFT | 20 TO 200KT |
| DOVEKIE | 1966 | 1 | 21 | 18 | 28 | 0.00 | 37.032 | 116.015 | SPK | — | | — | | — | | — | | SHAFT | < 20KT |
| PLAID II | 1966 | 2 | 3 | 18 | 17 | 37.10 | 37.126 | 116.069 | SPK | — | | — | | 4.3 | PDX | — | | SHAFT | < 20KT |
| REX | 1966 | 2 | 24 | 15 | 55 | 7.00 | 37.272 | 116.433 | SPK | — | | — | | 4.8 | PDX | — | | SHAFT | 19KT |
| RED HOT | 1966 | 3 | 5 | 18 | 15 | 0.10 | 37.175 | 116.208 | SPK | — | | — | | — | | — | | TUNNEL | < 20KT |
| FINFOOT | 1966 | 3 | 7 | 18 | 41 | 0.10 | 37.037 | 116.029 | SPK | — | | — | | — | | — | | SHAFT | < 20KT |
| CLYMER | 1966 | 3 | 12 | 18 | 4 | 13.10 | 37.143 | 116.052 | SPK | — | | — | | — | | — | | SHAFT | < 20KT |
| PURPLE | 1966 | 3 | 18 | 19 | 0 | 0.00 | 37.009 | 116.009 | SPK | — | | — | | — | | — | | SHAFT | < 20KT |
| TEMPLAR | 1966 | 3 | 24 | 14 | 55 | 28.10 | 37.113 | 116.031 | SPK | — | | — | | — | | — | | SHAFT | < 20KT |
| LIME | 1966 | 4 | 1 | 18 | 40 | 0.00 | 37.102 | 116.020 | SPK | — | | — | | — | | — | | SHAFT | < 20KT |
| STUTZ | 1966 | 4 | 6 | 13 | 57 | 17.10 | 37.139 | 116.141 | SPK | — | | — | | — | | — | | SHAFT | < 20KT |
| TOMATO | 1966 | 4 | 7 | 22 | 27 | 30.00 | 37.018 | 115.992 | SPK | — | | — | | — | | — | | SHAFT | < 20KT |
| DURYEA | 1966 | 4 | 14 | 14 | 13 | 43.10 | 37.242 | 116.431 | SPK | — | | — | | — | | — | | SHAFT | 70KT |
| PIN STRIPE | 1966 | 4 | 25 | 18 | 38 | 0.00 | 36.887 | 115.940 | SPK | — | | — | | — | | — | | SHAFT | < 20KT |
| TRAVELER | 1966 | 5 | 4 | 13 | 32 | 17.00 | 37.137 | 116.137 | SPK | — | | — | | 5.5 | PDX | — | | SHAFT | < 20KT |
| CYCLAMEN | 1966 | 5 | 5 | 14 | 0 | 0.00 | 37.051 | 116.037 | SPK | — | | — | | 4.2 | PDX | — | | SHAFT | 12KT |
| CHARTREUSE | 1966 | 5 | 6 | 15 | 0 | 0.10 | 37.347 | 116.322 | SPK | — | | — | | — | | — | | SHAFT | 73KT |

ANNOUNCED NUCLEAR TESTS AT NTS 1951-1978

| EVENT NAME | DATE (UTC) YEAR | MT | DY | ORIGIN TIME HR | MN | SEC | LOCATION LATITUDE | LONGITUDE | REF | MAGNITUDE MS | REF | ML | REF | MB | REF | OTH | REF | DESCRIPTION TYPE | YIELD |
|---|---|---|---|---|---|---|---|---|---|---|---|---|---|---|---|---|---|---|---|
| TAPESTRY | 1966 | 5 | 12 | 19 | 37 | 26.20 | 37.134 | 116.071 | SPK | — | | — | | 4.2 | PDX | — | | SHAFT | < 20KT |
| PIRANHA | 1966 | 5 | 13 | 13 | 30 | 0.00 | 37.086 | 116.033 | SPK | — | | — | | 5.6 | PDX | — | | SHAFT | 20 TO 200KT |
| DUMONT | 1966 | 5 | 19 | 13 | 56 | 28.10 | 37.111 | 116.058 | SPK | — | | — | | 5.8 | PDX | — | | SHAFT | 20 TO 200KT |
| DISCUS THROWER | 1966 | 5 | 27 | 20 | 0 | 0.00 | 37.179 | 116.097 | SPK | — | | — | | 5.1 | PDX | — | | SHAFT | 22KT |
| PILE DRIVER | 1966 | 6 | 2 | 15 | 30 | 0.10 | 37.227 | 116.055 | SPK | — | | — | | — | | — | | TUNNEL | 62KT |
| TAN | 1966 | 6 | 3 | 14 | 0 | 0.00 | 37.069 | 116.035 | SPK | — | | — | | — | | — | | SHAFT | 20 TO 200KT |
| PUCE | 1966 | 6 | 10 | 14 | 30 | 0.00 | 37.059 | 116.038 | SPK | — | | — | | — | | — | | SHAFT | < 20KT |
| DOUBLE PLAY | 1966 | 6 | 15 | 17 | 0 | 0.00 | 37.010 | 116.202 | SPK | — | | — | | — | | — | | TUNNEL | < 20KT |
| KANKAKEE | 1966 | 6 | 15 | 18 | 2 | 47.10 | 37.172 | 116.049 | SPK | — | | — | | — | | — | | SHAFT | 20 TO 200KT |
| VULCAN | 1966 | 6 | 25 | 17 | 13 | 0.10 | 37.155 | 116.072 | SPK | — | | — | | — | | — | | SHAFT | 25KT |
| HALFBEAK | 1966 | 6 | 30 | 22 | 15 | 0.10 | 37.315 | 116.298 | SPK | — | | — | | — | | — | | SHAFT | 365KT |
| SAXON | 1966 | 7 | 28 | 15 | 33 | 30.10 | 37.141 | 116.098 | SPK | — | | — | | — | | — | | SHAFT | < 20KT |
| ROVENA | 1966 | 8 | 10 | 13 | 16 | 0.10 | 37.169 | 116.047 | SPK | — | | — | | — | | — | | SHAFT | < 20KT |
| DERRINGER | 1966 | 9 | 12 | 15 | 30 | 0.50 | 36.877 | 115.951 | SPK | — | | — | | — | | — | | SHAFT | < 20KT |
| DAIQUIRI | 1966 | 9 | 23 | 18 | 0 | 0.00 | 37.021 | 116.036 | SPK | — | | — | | — | | — | | SHAFT | < 20KT |
| NEWARK | 1966 | 9 | 29 | 14 | 45 | 30.10 | 37.169 | 116.045 | SPK | — | | — | | 4.1 | PDX | — | | SHAFT | < 20KT |
| SIMMS | 1966 | 11 | 5 | 14 | 45 | 0.10 | 37.170 | 116.047 | SPK | — | | — | | — | | — | | SHAFT | < 20KT |
| AJAX | 1966 | 11 | 11 | 12 | 0 | 0.10 | 37.134 | 116.049 | SPK | — | | — | | — | | — | | SHAFT | < 20KT |
| CERISE | 1966 | 11 | 18 | 15 | 2 | 0.00 | 37.042 | 116.010 | SPK | — | | — | | — | | — | | SHAFT | < 20KT |
| NEW POINT | 1966 | 12 | 13 | 21 | 0 | 0.10 | 36.877 | 115.937 | SPK | — | | — | | 4.6 | PDX | — | | SHAFT | < 20KT |
| GREELEY | 1966 | 12 | 20 | 15 | 30 | 0.10 | 37.302 | 116.408 | SPK | — | | — | | 6.3 | PDX | — | | SHAFT | 870KT |
| NASH | 1967 | 1 | 19 | 16 | 45 | 0.10 | 37.144 | 116.135 | SPK | — | | — | | 5.4 | PDX | — | | SHAFT | 20 TO 200KT |
| BOURBON | 1967 | 1 | 20 | 17 | 40 | 3.40 | 37.100 | 116.004 | SPK | — | | — | | 5.2 | PDX | — | | SHAFT | 20 TO 200KT |
| WARD | 1967 | 2 | 8 | 15 | 15 | 0.10 | 37.168 | 116.047 | SPK | — | | — | | 4.8 | PDX | — | | SHAFT | < 20KT |
| PERSIMMON | 1967 | 2 | 23 | 18 | 34 | 0.00 | 37.018 | 116.016 | SPK | — | | — | | 4.4 | PDX | 4.2 | PDX | SHAFT | < 20KT |
| AGILE | 1967 | 2 | 23 | 18 | 50 | 0.10 | 37.127 | 116.066 | SPK | — | | — | | 5.8 | PDX | — | | SHAFT | 20 TO 200KT |
| RIVET III | 1967 | 3 | 2 | 15 | 0 | 0.10 | 37.116 | 116.049 | SPK | — | | — | | 4.2 | PDX | — | | SHAFT | < 20KT |
| FAWN | 1967 | 4 | 7 | 15 | 0 | 0.00 | 37.054 | 116.022 | SPK | — | | — | | 3.9 | PDX | — | | SHAFT | < 20KT |
| CHOCOLATE | 1967 | 4 | 21 | 15 | 9 | 0.00 | 37.019 | 116.037 | SPK | — | | — | | 4.3 | PDX | — | | SHAFT | < 20KT |
| EFFENDI | 1967 | 4 | 27 | 14 | 45 | 0.00 | 37.139 | 116.063 | SPK | — | | — | | 3.8 | PDX | — | | SHAFT | < 20KT |
| MICKEY | 1967 | 5 | 10 | 13 | 40 | 0.00 | 37.078 | 115.995 | SPK | — | | — | | 5.0 | PDX | — | | SHAFT | 20 TO 200KT |
| COMMODORE | 1967 | 5 | 20 | 15 | 0 | 0.20 | 37.130 | 116.064 | SPK | — | | 5.6 | PDX | 5.9 | PDX | — | | SHAFT | 250KT |
| SCOTCH | 1967 | 5 | 23 | 14 | 0 | 0.00 | 37.275 | 116.370 | SPK | — | | — | | 5.7 | PDX | 5.6 | PDX | SHAFT | 155KT |
| KNICKERBOCKER | 1967 | 5 | 26 | 15 | 0 | 1.50 | 37.248 | 116.480 | SPK | — | | — | | 5.5 | PDX | — | | SHAFT | 76KT |
| SWITCH | 1967 | 6 | 22 | 13 | 10 | 0.10 | 37.126 | 116.029 | SPK | — | | — | | — | | — | | SHAFT | < 20KT |
| MIDI MIST | 1967 | 6 | 26 | 16 | 0 | 0.10 | 37.202 | 116.208 | SPK | — | | — | | — | | — | | TUNNEL | < 20KT |
| UMBER | 1967 | 6 | 29 | 11 | 25 | 0.00 | 37.029 | 116.023 | SPK | — | | — | | — | | — | | SHAFT | < 20KT |
| STANLEY | 1967 | 7 | 27 | 13 | 0 | 0.10 | 37.149 | 116.049 | SPK | — | | — | | — | | — | | SHAFT | 20 TO 200KT |
| WASHER | 1967 | 8 | 10 | 14 | 10 | 0.10 | 37.157 | 116.047 | SPK | — | | — | | — | | — | | SHAFT | < 20KT |
| BORDEAUX | 1967 | 8 | 18 | 20 | 12 | 30.00 | 37.012 | 116.036 | SPK | — | | 4.4 | PDX | — | | — | | SHAFT | < 20KT |
| DOOR MIST | 1967 | 8 | 31 | 16 | 30 | 0.00 | 37.178 | 116.209 | SPK | — | | — | | — | | — | | TUNNEL | < 20KT |
| YARD | 1967 | 9 | 7 | 13 | 45 | 0.10 | 37.153 | 116.053 | SPK | — | | — | | — | | — | | SHAFT | 20 TO 200KT |
| MARVEL | 1967 | 9 | 21 | 20 | 45 | 0.10 | 37.165 | 116.038 | SPK | — | | — | | — | | — | | SHAFT | 2.2KT |
| ZAZA | 1967 | 9 | 27 | 17 | 0 | 0.00 | 37.099 | 116.053 | SPK | — | | — | | — | | — | | SHAFT | 20 TO 200KT |
| LANPHER | 1967 | 10 | 18 | 14 | 30 | 0.10 | 37.116 | 116.058 | SPK | — | | — | | — | | — | | SHAFT | 20 TO 200KT |
| SAZERAC | 1967 | 10 | 25 | 14 | 30 | 0.10 | 37.032 | 116.026 | SPK | — | | — | | — | | — | | SHAFT | < 20KT |
| COBBLER | 1967 | 11 | 8 | 15 | 0 | 0.00 | 37.092 | 116.036 | SPK | — | | — | | — | | — | | SHAFT | < 20KT |
| STILT | 1967 | 12 | 15 | 15 | 0 | 0.00 | 37.037 | 116.002 | SPK | — | | — | | — | | — | | SHAFT | < 20KT |

ANNOUNCED NUCLEAR TESTS AT NTS 1951-1978

| EVENT NAME | DATE (UTC) YEAR | MT | DY | ORIGIN TIME HR | MN | SEC | LOCATION LATITUDE | LONGITUDE | REF | MAGNITUDE MS | REF | ML | REF | MB | REF | OTH | REF | DESCRIPTION TYPE | YIELD |
|---|---|---|---|---|---|---|---|---|---|---|---|---|---|---|---|---|---|---|---|
| HUPMOBILE | 1968 | 1 | 18 | 16:30: | | 0.10 | 37.146 | 116.066 | SPK | — | | — | | — | | — | | SHAFT | 7.4KT |
| STACCATO | 1968 | 1 | 19 | 15: 0: | | 0.10 | 37.156 | 116.054 | SPK | — | | — | | — | | — | | SHAFT | 20 TO 200KT |
| FAULTLESS | 1968 | 1 | 19 | 18:15: | | 0.10 | 38.634 | 116.215 | SPK | — | | — | | 6.3 | ISC | — | | SHAFT | 200 TO 1000KT |
| CABRIOLET | 1968 | 1 | 26 | 16: 0: | | 0.10 | 37.281 | 116.514 | SPK | — | | — | | — | | — | | CRATER | 2.3KT |
| KNOX | 1968 | 2 | 21 | 15:30: | | 0.00 | 37.117 | 116.054 | SPK | — | | — | | 5.8 | ISC | — | | SHAFT | 20 TO 200KT |
| DORSAL FIN | 1968 | 2 | 29 | 17: 8: | | 30.00 | 37.184 | 116.211 | SPK | — | | — | | 5.0 | ISC | — | | TUNNEL | < 20KT |
| BUGGY 1-5 | 1968 | 3 | 12 | 17: 4: | | 0.00 | 37.008 | 116.370 | SPK | — | | — | | — | | — | | CRATER | 5.4KT |
| POMMARD | 1968 | 3 | 14 | 15:19: | | 0.10 | 37.048 | 116.011 | SPK | — | | — | | — | | — | | SHAFT | 1.5KT |
| STINGER | 1968 | 3 | 22 | 15: 0: | | 0.00 | 37.333 | 116.311 | SPK | — | | — | | 5.6 | ISC | — | | SHAFT | 20 TO 200KT |
| MILK SHAKE | 1968 | 3 | 25 | 18:44: | | 27.00 | 36.872 | 115.931 | SPK | — | | — | | — | | — | | SHAFT | < 20KT |
| NOOR | 1968 | 4 | 10 | 14: 0: | | 0.10 | 37.154 | 116.079 | SPK | — | | — | | 4.6 | ISC | — | | SHAFT | 20 TO 200KT |
| SHUFFLE | 1968 | 4 | 18 | 14: 5: | | 0.10 | 37.153 | 116.037 | SPK | — | | — | | 4.9 | ISC | — | | SHAFT | 20 TO 200KT |
| SCROLL | 1968 | 4 | 23 | 17: 1: | | 30.10 | 37.338 | 116.376 | SPK | — | | — | | — | | — | | SHAFT | < 20KT |
| BOXCAR | 1968 | 4 | 26 | 15: 0: | | 0.10 | 37.295 | 116.456 | SPK | — | | — | | 6.3 | PDX | — | | SHAFT | 1.3 MEGATONS |
| CLARKSMOBILE | 1968 | 5 | 17 | 13: 0: | | 0.10 | 37.120 | 116.059 | SPK | — | | — | | 4.7 | ISC | — | | SHAFT | 20 TO 200KT |
| TUB | 1968 | 6 | 6 | 21:30: | | 0.10 | 37.165 | 116.043 | SPK | — | | — | | — | | — | | SHAFT | < 20KT |
| RICKEY | 1968 | 6 | 15 | 14: 0: | | 0.00 | 37.265 | 116.315 | SPK | — | | — | | 5.9 | ISC | — | | SHAFT | 20 TO 200KT |
| CHATEAUGAY | 1968 | 6 | 28 | 12:22: | | 0.10 | 37.245 | 116.483 | SPK | — | | — | | 5.3 | ISC | — | | SHAFT | 20 TO 200KT |
| TANYA | 1968 | 7 | 30 | 13: 0: | | 0.10 | 37.133 | 116.082 | SPK | — | | — | | — | | — | | SHAFT | 20 TO 200KT |
| DIANA MOON | 1968 | 8 | 27 | 16:30: | | 0.00 | 36.877 | 115.931 | SPK | — | | — | | — | | — | | SHAFT | < 20KT |
| SLED | 1968 | 8 | 29 | 22:45: | | 0.00 | 37.250 | 116.347 | SPK | — | | — | | 5.9 | ISC | — | | SHAFT | 20 TO 200KT |
| NOGGIN | 1968 | 9 | 6 | 14: 0: | | 0.10 | 37.135 | 116.047 | SPK | — | | — | | 5.6 | PDX | — | | SHAFT | 20 TO 200KT |
| KNIFE A | 1968 | 9 | 12 | 14: 0: | | 0.00 | 37.032 | 116.012 | SPK | — | | — | | — | | — | | SHAFT | < 20KT |
| STODDARD | 1968 | 9 | 17 | 14: 0: | | 0.00 | 37.120 | 116.128 | SPK | — | | — | | 5.1 | ISC | — | | SHAFT | 20 TO 200KT |
| HUDSON SEAL | 1968 | 9 | 24 | 17: 5: | | 0.10 | 37.205 | 116.206 | SPK | — | | — | | 5.0 | ISC | — | | TUNNEL | < 20KT |
| KNIFE C | 1968 | 10 | 3 | 14:29: | | 0.00 | 37.026 | 115.993 | SPK | — | | — | | — | | — | | SHAFT | < 20KT |
| CREW | 1968 | 11 | 4 | 15:15: | | 0.10 | 37.131 | 116.086 | SPK | — | | — | | 5.0 | ISC | — | | SHAFT | 20 TO 200KT |
| KNIFE B | 1968 | 11 | 15 | 15:45: | | 0.00 | 37.026 | 116.033 | SPK | — | | — | | — | | — | | SHAFT | < 20KT |
| MING VASE | 1968 | 11 | 20 | 18: 0: | | 0.00 | 37.010 | 116.206 | SPK | — | | — | | 4.9 | ISC | — | | TUNNEL | < 20KT |
| TINDERBOX | 1968 | 11 | 22 | 16:19: | | 0.00 | 37.140 | 116.042 | SPK | — | | — | | — | | — | | SHAFT | < 20KT |
| SCHOONER | 1968 | 12 | 8 | 16: 0: | | 0.10 | 37.343 | 116.566 | SPK | — | | — | | 4.8 | ISC | — | | CRATER | 30KT |
| TYG | 1968 | 12 | 12 | 15:10: | | 0.10 | 37.119 | 116.078 | SPK | — | | — | | — | | — | | SHAFT | < 20KT |
| BENHAM | 1968 | 12 | 19 | 16:30: | | 0.00 | 37.231 | 116.474 | SPK | 5.6 | PDX | — | | 6.3 | PDX | 6.4 | PDX | SHAFT | 1.15 MEGATONS |
| PACKARD | 1969 | 1 | 15 | 19: 0: | | 0.10 | 37.148 | 116.066 | SPK | — | | — | | — | | — | | SHAFT | 10.0KT |
| WINESKIN | 1969 | 1 | 15 | 19:30: | | 0.00 | 37.209 | 116.225 | SPK | — | | — | | 5.3 | PDX | 5.0 | PDX | SHAFT | 20 TO 200KT |
| VISE | 1969 | 1 | 30 | 15: 0: | | 0.00 | 37.053 | 116.029 | SPK | — | | — | | 4.8 | PDX | 4.7 | PDX | SHAFT | 20 TO 200KT |
| CYPRESS | 1969 | 2 | 12 | 16:18: | | 20.90 | 37.169 | 116.211 | SPK | — | | — | | — | | — | | TUNNEL | < 20KT |
| BARSAC | 1969 | 3 | 20 | 18:12: | | 0.00 | 37.022 | 116.030 | SPK | — | | — | | 4.6 | PDX | 5.0 | PDX | SHAFT | < 20KT |
| COFFER | 1969 | 3 | 21 | 14:30: | | 0.00 | 37.133 | 116.087 | SPK | — | | — | | 4.9 | PDX | — | | SHAFT | < 100KT |
| THISTLE | 1969 | 4 | 30 | 17: 0: | | 0.00 | 37.090 | 116.006 | SPK | — | | — | | 5.3 | PDX | — | | SHAFT | 20 TO 200KT |
| BLENTON | 1969 | 4 | 30 | 17: 0: | | 0.00 | 37.082 | 116.014 | SPK | — | | — | | 5.3 | ISC | — | | SHAFT | 20 TO 200KT |
| PURSE | 1969 | 5 | 7 | 13:45: | | 0.00 | 37.283 | 116.501 | SPK | — | | — | | 5.8 | PDX | 5.7 | PDX | SHAFT | 20 TO 200KT |
| TORRIDO | 1969 | 5 | 27 | 14:15: | | 0.00 | 37.075 | 115.995 | SPK | — | | 4.7 | PDX | 5.0 | PDX | 4.9 | PDX | SHAFT | 20 TO 200KT |
| TAPPER | 1969 | 6 | 12 | 14: 0: | | 0.00 | 37.009 | 116.030 | SPK | — | | 4.7 | PDX | 4.4 | PDX | 4.4 | PDX | SHAFT | < 20KT |
| ILDRIM | 1969 | 7 | 16 | 13: 2: | | 30.00 | 37.119 | 116.055 | SPK | — | | 4.7 | PDX | 4.7 | PDX | — | | SHAFT | 20 TO 200KT |
| HUTCH | 1969 | 7 | 16 | 14:55: | | 0.00 | 37.139 | 116.087 | SPK | — | | 5.3 | PDX | 5.6 | PDX | — | | SHAFT | 20 TO 200KT |
| SPIDER | 1969 | 8 | 14 | 14:30: | | 0.00 | 37.160 | 116.064 | SPK | — | | — | | — | | — | | SHAFT | < 20KT |
| PLIERS | 1969 | 8 | 27 | 13:45: | | 0.00 | 37.021 | 116.038 | SPK | — | | 4.4 | PDX | 4.7 | PDX | — | | SHAFT | < 20KT |

ANNOUNCED NUCLEAR TESTS AT NTS 1951-1978

| EVENT NAME | DATE (UTC) YEAR | MT | DY | ORIGIN TIME HR | MN | SEC | LOCATION LATITUDE | LONGITUDE | REF | MAGNITUDE MS | REF | ML | REF | MB | REF | OTH | REF | DESCRIPTION TYPE | YIELD |
|---|---|---|---|---|---|---|---|---|---|---|---|---|---|---|---|---|---|---|---|
| MINUTE STEAK | 1969 | 9 | 12 | 18: | 2: | 20.40 | 36.877 | 115.928 | SPK | — | | 4.5 | BRK | 4.5 | PDX | 4.8 | PDX | SHAFT | < 20KT |
| JORUM | 1969 | 9 | 16 | 14: | 30: | 0.00 | 37.314 | 116.461 | SPK | 5.1 | PDX | 6.3 | PDX | 6.2 | PDX | — | | SHAFT | < 1 MEGATON |
| PIPKIN | 1969 | 10 | 8 | 14: | 30: | 0.10 | 37.257 | 116.441 | SPK | — | | 5.5 | PDX | 5.5 | PDX | — | | SHAFT | 200 TO 1000KT |
| CRUET | 1969 | 10 | 29 | 19: | 30: | 0.00 | 37.121 | 116.128 | SPK | — | | 4.3 | PDX | 5.1 | PDX | — | | SHAFT | 11KT |
| POD | 1969 | 10 | 29 | 20: | 0: | 0.00 | 37.138 | 116.136 | SPK | — | | 4.7 | PDX | 5.0 | PDX | — | | SHAFT | 20 TO 200KT |
| CALABASH | 1969 | 10 | 29 | 22: | 1: | 51.00 | 37.143 | 116.064 | SPK | — | | 5.7 | PDX | 5.7 | PDX | — | | SHAFT | 110KT |
| SCUTTLE | 1969 | 11 | 13 | 15: | 15: | 0.10 | 37.165 | 116.075 | LLL | — | | 3.5 | PAS | — | | — | | SHAFT | < 20KT |
| PICCALILLI | 1969 | 11 | 21 | 14: | 52: | 0.00 | 37.014 | 116.002 | SPK | — | | 5.2 | PDX | 5.0 | PDX | 5.0 | PDX | SHAFT | TO 200KT |
| DIESEL TRAIN | 1969 | 12 | 5 | 17: | 0: | 0.00 | 37.180 | 116.211 | SPK | — | | 5.1 | PDX | 5.0 | PDX | — | | TUNNEL | < 20KT |
| GRAPE A | 1969 | 12 | 17 | 15: | 0: | 0.00 | 37.084 | 116.002 | SPK | — | | 5.6 | PDX | 5.5 | PDX | — | | SHAFT | 20 TO 200KT |
| LOVAGE | 1969 | 12 | 17 | 15: | 15: | 0.00 | 37.007 | 116.023 | SPK | — | | 5.1 | PDX | 4.8 | PDX | — | | SHAFT | < 20KT |
| TERRINE | 1969 | 12 | 18 | 19: | 0: | 0.00 | 37.120 | 116.035 | SPK | — | | 5.2 | PDX | 5.2 | PDX | — | | SHAFT | 20 TO 200KT |
| FOB | 1970 | 1 | 23 | 16: | 30: | 0.20 | 37.137 | 116.037 | SPK | — | | 4.6 | PDX | 4.6 | PDX | 4.4 | PDX | SHAFT | < 20KT |
| AJO | 1970 | 1 | 30 | 17: | 0: | 0.00 | 37.031 | 116.035 | SPK | — | | 4.7 | PDX | 4.6 | PDX | — | | SHAFT | < 20KT |
| GRAPE B | 1970 | 2 | 4 | 17: | 0: | 0.00 | 37.098 | 116.026 | SPK | — | | 5.8 | PDX | 5.6 | PDX | — | | SHAFT | 20 TO 200KT |
| LABIS | 1970 | 2 | 5 | 15: | 0: | 0.00 | 37.164 | 116.039 | SPK | — | | 4.7 | PDX | 4.7 | PDX | — | | SHAFT | 25KT |
| DIANA MIST | 1970 | 2 | 11 | 19: | 15: | 0.00 | 37.201 | 116.205 | SPK | — | | 4.8 | PDX | 4.6 | PDX | — | | TUNNEL | < 20KT |
| CUMARIN | 1970 | 2 | 25 | 14: | 28: | 38.00 | 37.037 | 116.000 | SPK | — | | 5.6 | PDX | 5.2 | PDX | 4.6 | PDX | SHAFT | 20 TO 200KT |
| YANNIGAN | 1970 | 2 | 26 | 15: | 30: | 0.00 | 37.116 | 116.061 | SPK | — | | 5.2 | PDX | 5.3 | PDX | 4.8 | PDX | SHAFT | 20 TO 200KT |
| CYATHUS | 1970 | 3 | 6 | 14: | 24: | 0.90 | 37.023 | 116.092 | SPK | — | | 4.8 | PDX | 4.5 | PDX | — | | SHAFT | 8.7KT |
| ARABIS | 1970 | 3 | 6 | 15: | 0: | 0.20 | 37.140 | 116.037 | SPK | — | | 4.3 | PDX | 4.3 | PDX | — | | SHAFT | < 20KT |
| JAL | 1970 | 3 | 19 | 14: | 3: | 30.00 | 37.001 | 116.023 | SPK | — | | — | | 4.1 | PDX | — | | SHAFT | < 20KT |
| SHAPER | 1970 | 3 | 23 | 23: | 5: | 0.00 | 37.086 | 116.021 | SPK | — | | 5.0 | PDX | 5.5 | PDX | 5.4 | PDX | SHAFT | 20 TO 200KT |
| HANDLEY | 1970 | 3 | 26 | 19: | 0: | 0.20 | 37.300 | 116.534 | SPK | 5.3 | PDX | 6.2 | PDX | 6.5 | PDX | 6.3 | PDX | SHAFT | > 1 MEGATON |
| SNUBBER | 1970 | 4 | 21 | 14: | 30: | 0.00 | 37.055 | 115.988 | SPK | — | | 4.4 | PDX | 4.6 | PDX | — | | SHAFT | < 20KT |
| CAN | 1970 | 4 | 21 | 15: | 0: | 0.00 | 37.116 | 116.080 | SPK | — | | 4.4 | PDX | 4.8 | PDX | 4.8 | PDX | SHAFT | 20 TO 200KT |
| BEEBALM | 1970 | 5 | 1 | 14: | 13: | 0.00 | 37.059 | 116.028 | SPK | — | | 3.8 | PDX | 4.2 | PDX | — | | SHAFT | < 20KT |
| HOD | 1970 | 5 | 1 | 14: | 40: | 0.20 | 37.133 | 116.034 | SPK | — | | 3.9 | PDX | 4.5 | PDX | — | | SHAFT | < 20KT |
| MINT LEAF | 1970 | 5 | 5 | 15: | 30: | 0.20 | 37.217 | 116.184 | SPK | — | | 4.3 | PDX | 5.2 | PDX | — | | TUNNEL | < 20KT |
| DIAMOND DUST | 1970 | 5 | 12 | 14: | 0: | 0.00 | 37.010 | 116.202 | SPK | — | | — | | — | | — | | TUNNEL | < 20KT |
| CORNICE | 1970 | 5 | 15 | 13: | 30: | 0.00 | 37.162 | 116.039 | SPK | — | | 4.8 | PDX | 5.3 | PDX | — | | SHAFT | 20 TO 200KT |
| MANZANAS | 1970 | 5 | 21 | 14: | 0: | 0.00 | 37.029 | 115.992 | SPK | — | | 3.5 | PDX | 3.5 | PDX | — | | SHAFT | 20KT |
| MORRONES | 1970 | 5 | 21 | 14: | 15: | 0.00 | 37.071 | 116.013 | SPK | — | | 4.6 | PDX | 5.1 | PDX | — | | SHAFT | 20 TO 200KT |
| HUDSON MOON | 1970 | 5 | 26 | 14: | 16: | 0.20 | 37.183 | 116.213 | SPK | — | | 4.3 | PDX | 5.0 | PDX | 4.2 | PDX | TUNNEL | < 20KT |
| FLASK | 1970 | 5 | 26 | 15: | 0: | 0.00 | 37.113 | 116.062 | SPK | — | | 5.1 | PDX | 5.6 | PDX | — | | SHAFT | 105KT |
| ARNICA | 1970 | 6 | 26 | 13: | 0: | 0.00 | 37.114 | 116.086 | SPK | — | | — | | 4.3 | PDX | 4.6 | PDX | SHAFT | 20 TO 200KT |
| TIJERAS | 1970 | 10 | 14 | 14: | 30: | 0.00 | 37.071 | 116.005 | SPK | — | | 5.2 | PDX | 5.5 | PDX | — | | SHAFT | 20 TO 200KT |
| ABEYTAS | 1970 | 11 | 5 | 15: | 0: | 0.00 | 37.029 | 116.012 | SPK | — | | — | | 4.9 | PDX | 4.7 | PDX | SHAFT | 20 TO 200KT |
| ARTESIA | 1970 | 12 | 16 | 16: | 0: | 0.10 | 37.100 | 116.008 | SPK | — | | — | | 5.1 | PDX | 5.1 | PDX | SHAFT | 20 TO 200KT |
| CREAM | 1970 | 12 | 16 | 16: | 0: | 0.20 | 37.143 | 116.034 | SPK | — | | — | | — | | — | | SHAFT | < 20KT |
| CARPETBAG | 1970 | 12 | 17 | 16: | 5: | 0.20 | 37.129 | 116.083 | SPK | — | | — | | 5.7 | PDX | 5.7 | PDX | SHAFT | 220KT |
| BANEBERRY | 1970 | 12 | 18 | 15: | 30: | 0.20 | 37.173 | 116.099 | SPK | — | | — | | 5.2 | PDX | 4.9 | PDX | SHAFT | 10 KT |
| EMBUDO | 1971 | 6 | 16 | 14: | 50: | 0.00 | 37.033 | 116.014 | SPK | — | | — | | 4.9 | PDX | — | | SHAFT | < 20KT |
| LAGUNA | 1971 | 6 | 23 | 15: | 30: | 0.00 | 37.022 | 116.023 | SPK | — | | — | | 4.8 | PDX | — | | SHAFT | 20 TO 200KT |
| HAREBELL | 1971 | 6 | 24 | 14: | 0: | 0.20 | 37.147 | 116.067 | SPK | — | | — | | 5.2 | PDX | — | | SHAFT | 20 TO 200KT |
| CAMPHOR | 1971 | 6 | 29 | 18: | 30: | 0.20 | 37.177 | 116.211 | LLL | — | | — | | 4.9 | ISC | 4.9 | GDY | TUNNEL | < 20KT |
| DIAMOND MINE | 1971 | 7 | 1 | 14: | 0: | 0.00 | 37.012 | 116.203 | SPK | — | | — | | — | | — | | TUNNEL | < 20KT |
| MINIATA | 1971 | 7 | 8 | 14: | 0: | 0.10 | 37.110 | 116.051 | SPK | — | | — | | 5.5 | PDX | 5.2 | PDX | SHAFT | 83KT |

ANNOUNCED NUCLEAR TESTS AT NTS 1951-1978

| EVENT NAME | DATE (UTC) YEAR | MT | DY | ORIGIN TIME HR | MN | SEC | LOCATION LATITUDE | LONGITUDE | REF | MAGNITUDE MS | REF | ML | REF | MB | REF | OTH | REF | DESCRIPTION TYPE | YIELD |
|---|---|---|---|---|---|---|---|---|---|---|---|---|---|---|---|---|---|---|---|
| ALGODONES | 1971 | 8 | 18 | 14 | 0 | 0.00 | 37.057 | 116.036 | SPK | — | | 5.2 | PDX | 5.4 | PDX | — | | SHAFT | 20 TO 200KT |
| PEDERNAL | 1971 | 9 | 29 | 14 | 0 | 0.00 | 37.011 | 116.007 | SPK | — | | — | | 4.4 | PDX | — | | SHAFT | < 20KT |
| CATHAY | 1971 | 10 | 8 | 14 | 30 | 0.20 | 37.114 | 116.037 | SPK | — | | 4.7 | PDX | 4.7 | PDX | — | | SHAFT | < 20KT |
| DIAGONAL LINE | 1971 | 11 | 24 | 20 | 15 | 0.20 | 36.879 | 115.935 | SPK | — | | — | | — | | 3.8 | GDY | SHAFT | < 20KT |
| CHAENACTIS | 1971 | 12 | 14 | 21 | 9 | 59.20 | 37.124 | 116.096 | SPK | — | | 4.4 | PDX | 4.7 | PDX | — | | SHAFT | < 20KT |
| LONGCHAMPS | 1972 | 4 | 19 | 16 | 32 | 0.20 | 37.122 | 116.084 | SPK | — | | — | | 4.6 | PDX | — | | SHAFT | < 20KT |
| MISTY NORTH | 1972 | 5 | 2 | 19 | 15 | 0.00 | 37.208 | 116.209 | SPK | — | | — | | 5.0 | PDX | 5.0 | GDY | TUNNEL | < 20KT |
| ZINNIA | 1972 | 5 | 17 | 14 | 10 | 0.20 | 37.121 | 116.088 | SPK | — | | 4.6 | PDX | 4.4 | PDX | — | | SHAFT | < 20KT |
| MONERO | 1972 | 5 | 19 | 17 | 0 | 0.10 | 37.065 | 116.002 | SPK | — | | — | | 4.9 | PDX | — | | SHAFT | < 20KT |
| DIAMOND SCULLS | 1972 | 7 | 20 | 17 | 16 | 0.20 | 37.215 | 116.183 | SPK | — | | 4.8 | PDX | 5.0 | PDX | — | | TUNNEL | < 20KT |
| OSCURO | 1972 | 9 | 21 | 15 | 30 | 0.20 | 37.082 | 116.036 | SPK | 4.3 | PDX | — | | 5.7 | PDX | 5.4 | PDX | SHAFT | 20 TO 200KT |
| DELPHINIUM | 1972 | 9 | 26 | 14 | 30 | 0.20 | 37.121 | 116.086 | SPK | — | | — | | 4.4 | PDX | 4.4 | PDX | SHAFT | 15KT |
| FLAX | 1972 | 12 | 21 | 20 | 15 | 0.20 | 37.140 | 116.083 | SPK | — | | — | | 5.0 | PDX | 4.8 | PDX | SHAFT | 20 TO 200KT |
| MIERA | 1973 | 3 | 8 | 16 | 10 | 0.20 | 37.103 | 116.027 | SPK | — | | 5.4 | PDX | 5.4 | PDX | — | | SHAFT | 20 TO 200KT |
| ANGUS | 1973 | 4 | 25 | 22 | 25 | 0.00 | 37.005 | 116.029 | SPK | — | | 4.3 | PDX | 4.7 | PDX | — | | SHAFT | 20 TO 200KT |
| STARWORT | 1973 | 4 | 26 | 17 | 15 | 0.20 | 37.123 | 116.059 | SPK | — | | 5.3 | PDX | 5.6 | PDX | — | | SHAFT | 90KT |
| DIDO QUEEN | 1973 | 6 | 5 | 17 | 0 | 0.20 | 37.185 | 116.215 | SPK | — | | 4.8 | PDX | 5.1 | PDX | — | | TUNNEL | < 20KT |
| ALMENDRO | 1973 | 6 | 6 | 13 | 0 | 0.10 | 37.245 | 116.346 | SPK | — | | 5.9 | PDX | 6.1 | PDX | — | | SHAFT | 200 TO 1000KT |
| PORTULACA | 1973 | 6 | 28 | 19 | 15 | 12.40 | 37.148 | 116.086 | SPK | — | | 5.2 | PDX | 4.9 | PDX | — | | SHAFT | 20 TO 200KT |
| HUSKY ACE | 1973 | 10 | 12 | 17 | 0 | 0.10 | 37.200 | 116.203 | SPK | — | | — | | 4.8 | PDX | 4.6 | PDX | TUNNEL | < 20KT |
| BERNAL | 1973 | 11 | 28 | 15 | 30 | 0.10 | 37.011 | 116.024 | LLL | — | | 4.4 | PDX | 4.4 | PDX | 4.4 | GDY | SHAFT | < 20KT |
| LATIR | 1974 | 2 | 27 | 17 | 0 | 0.10 | 37.104 | 116.053 | PDX | — | | 5.0 | PDX | 5.8 | PDX | — | | SHAFT | 20 TO 200KT |
| FALLON | 1974 | 5 | 23 | 13 | 38 | 30.20 | 37.124 | 116.079 | LLL | — | | 4.8 | PDX | 4.8 | PDX | 4.8 | GDY | SHAFT | 20 TO 200KT |
| MING BLADE | 1974 | 6 | 19 | 16 | 0 | 0.10 | 37.210 | 116.207 | LLL | — | | — | | 4.8 | ISC | — | | TUNNEL | < 20KT |
| ESCABOSA | 1974 | 7 | 10 | 16 | 0 | 0.10 | 37.068 | 116.032 | PDX | — | | 5.6 | PDX | 5.7 | PDX | — | | SHAFT | 20 TO 200KT |
| PUYE | 1974 | 8 | 14 | 14 | 0 | 0.10 | 37.023 | 116.036 | PDX | — | | 4.3 | PDX | 4.6 | PDX | — | | SHAFT | < 20KT |
| PORTMANTEAU | 1974 | 8 | 30 | 15 | 0 | 0.20 | 37.150 | 116.083 | PDX | — | | 5.8 | PDX | 5.8 | PDX | — | | SHAFT | 20 TO 200KT |
| STANYAN | 1974 | 9 | 26 | 15 | 5 | 0.20 | 37.133 | 116.068 | PDX | 4.2 | PDX | 5.0 | PDX | 5.6 | PDX | — | | SHAFT | 20 TO 200KT |
| HYBLA FAIR | 1974 | 10 | 28 | 15 | 0 | 0.20 | 37.201 | 116.204 | LLL | — | | — | | — | | — | | TUNNEL | < 20KT |
| TOPGALLANT | 1975 | 2 | 28 | 15 | 15 | 0.10 | 37.106 | 116.056 | PDX | — | | — | | 5.7 | PDX | — | | SHAFT | 20 TO 200KT |
| CABRILLO | 1975 | 3 | 7 | 15 | 0 | 0.20 | 37.134 | 116.084 | PDX | — | | 5.2 | PDX | 5.5 | PDX | — | | SHAFT | 20 TO 200KT |
| DINING CAR | 1975 | 4 | 5 | 19 | 45 | 0.20 | 37.188 | 116.214 | PDX | — | | 4.4 | PAS | 4.8 | PDX | — | | TUNNEL | < 20KT |
| EDAM | 1975 | 4 | 24 | 14 | 10 | 0.20 | 37.116 | 116.087 | PDX | — | | 4.4 | PDX | 4.6 | PDX | — | | SHAFT | 20 TO 200KT |
| OBAR | 1975 | 4 | 30 | 15 | 0 | 0.10 | 37.109 | 116.029 | PDX | — | | — | | 5.2 | PDX | — | | SHAFT | 20 TO 200KT |
| TYBO | 1975 | 5 | 14 | 14 | 0 | 0.20 | 37.221 | 116.474 | PDX | — | | — | | 6.0 | PDX | 5.8 | PDX | SHAFT | 200 TO 1000KT |
| STILTON | 1975 | 6 | 3 | 14 | 20 | 0.20 | 37.340 | 116.523 | PDX | — | | 6.0 | PDX | 5.9 | PDX | — | | SHAFT | 20 TO 200KT |
| MIZZEN | 1975 | 6 | 3 | 14 | 40 | 0.10 | 37.095 | 116.036 | PDX | 3.9 | PDX | 5.6 | PDX | 5.7 | PDX | — | | SHAFT | 20 TO 200KT |
| MAST | 1975 | 6 | 19 | 13 | 0 | 0.10 | 37.350 | 116.320 | PDX | — | | 5.9 | PDX | 6.1 | PDX | — | | SHAFT | 200 TO 1000KT |
| CAMEMBERT | 1975 | 6 | 26 | 12 | 30 | 0.20 | 37.279 | 116.369 | PDX | 5.0 | PDX | 6.1 | PDX | 6.2 | PDX | — | | SHAFT | 200 TO 1000KT |
| MARSH | 1975 | 9 | 6 | 17 | 0 | 0.10 | 37.024 | 116.028 | PDX | — | | 4.3 | PDX | 4.6 | PDX | — | | SHAFT | < 20KT |
| HUSKY PUP | 1975 | 10 | 24 | 17 | 11 | 26.10 | 37.222 | 116.179 | PDX | — | | 4.7 | PDX | 4.7 | PDX | — | | TUNNEL | < 20KT |
| KASSERI | 1975 | 10 | 28 | 14 | 30 | 0.20 | 37.290 | 116.411 | PDX | 5.4 | PDX | 6.3 | PDX | 6.4 | PDX | 6.2 | PDX | SHAFT | 200 TO 1000KT |
| INLET | 1975 | 11 | 20 | 15 | 0 | 0.10 | 37.225 | 116.368 | PDX | — | | 6.0 | PDX | 6.0 | PDX | 5.8 | PDX | SHAFT | 200 TO 1000KT |
| LEYDEN | 1975 | 11 | 26 | 15 | 30 | 0.20 | 37.117 | 116.019 | PDX | — | | 4.4 | PDX | 5.0 | PDX | — | | SHAFT | < 20KT |
| CHIBERTA | 1975 | 12 | 20 | 20 | 0 | 0.20 | 37.128 | 116.062 | PDX | 4.0 | PDX | 5.6 | PDX | 5.7 | PDX | — | | SHAFT | 20 TO 200KT |
| MUENSTER | 1976 | 1 | 3 | 19 | 15 | 0.20 | 37.297 | 116.333 | PDX | 5.5 | PDX | 6.2 | PDX | 6.2 | PDX | 6.3 | PDX | SHAFT | 200 TO 1000KT |
| KEELSON | 1976 | 2 | 4 | 14 | 20 | 0.10 | 37.069 | 116.030 | PDX | — | | 5.4 | PDX | 5.8 | PDX | — | | SHAFT | 20 TO 200KT |
| ESROM | 1976 | 2 | 4 | 14 | 40 | 0.20 | 37.107 | 116.037 | PDX | — | | 5.6 | PDX | 5.7 | PDX | — | | SHAFT | 20 TO 200KT |

ANNOUNCED NUCLEAR TESTS AT NTS 1951–1978

| EVENT NAME | DATE (UTC) YEAR | MT | DY | ORIGIN TIME HR | MN | SEC | LOCATION LATITUDE | LONGITUDE | REF | MAGNITUDE MS | REF | ML | REF | MB | REF | OTH | REF | DESCRIPTION TYPE | YIELD |
|---|---|---|---|---|---|---|---|---|---|---|---|---|---|---|---|---|---|---|---|
| FONTINA | 1976 | 2 | 12 | 14 | 45 | 0.20 | 37.271 | 116.488 | PDX | 5.5 | PDX | 6.3 | PDX | 6.3 | PDX | — | | SHAFT | 200 TO 1000KT |
| CHESHIRE | 1976 | 2 | 14 | 11 | 30 | 0.20 | 37.243 | 116.420 | PDX | — | | 5.7 | PDX | 6.0 | PDX | — | | SHAFT | 200 TO 500KT |
| ESTUARY | 1976 | 3 | 9 | 14 | 0 | 0.10 | 37.310 | 116.364 | PDX | 4.8 | PDX | 5.9 | PDX | 6.0 | PDX | — | | SHAFT | 200 TO 500KT |
| COLBY | 1976 | 3 | 14 | 12 | 30 | 0.20 | 37.306 | 116.471 | PDX | 5.3 | PDX | 6.2 | PDX | 6.3 | PDX | — | | SHAFT | 500 TO 1000KT |
| POOL | 1976 | 3 | 17 | 14 | 15 | 0.10 | 37.256 | 116.312 | PDX | 4.5 | PDX | 5.8 | PDX | 6.1 | PDX | — | | SHAFT | 200 TO 500KT |
| STRAIT | 1976 | 3 | 17 | 14 | 45 | 0.10 | 37.107 | 116.052 | PDX | 4.2 | PDX | 5.6 | PDX | 5.8 | PDX | — | | SHAFT | 200 TO 500KT |
| MIGHTY EPIC | 1976 | 5 | 12 | 19 | 50 | 0.20 | 37.209 | 116.212 | PDX | — | | 4.6 | PDX | 4.9 | PDX | — | | TUNNEL | < 20KT |
| BILLET | 1976 | 7 | 27 | 20 | 30 | 0.10 | 37.075 | 116.044 | PDX | — | | 5.2 | PDX | 5.3 | PDX | — | | SHAFT | 20 TO 150KT |
| BANON | 1976 | 8 | 26 | 14 | 30 | 0.20 | 37.125 | 116.082 | PDX | 4.2 | PDX | 5.1 | PDX | 5.3 | PDX | — | | SHAFT | 20 TO 150KT |
| CHEVRE | 1976 | 11 | 23 | 15 | 15 | 0.20 | 37.172 | 116.053 | PDX | — | | — | | — | | — | | SHAFT | < 20KT |
| REDMUD | 1976 | 12 | 8 | 14 | 49 | 30.10 | 37.079 | 116.002 | PDX | — | | 4.5 | PDX | 4.9 | PDX | — | | SHAFT | < 20KT |
| ASIAGO | 1976 | 12 | 21 | 15 | 9 | 0.20 | 37.124 | 116.067 | PDX | — | | 4.2 | PDX | — | | — | | SHAFT | < 20KT |
| RUDDER | 1976 | 12 | 28 | 18 | 0 | 0.10 | 37.100 | 116.038 | PDX | — | | 5.5 | PDX | 5.5 | PDX | — | | SHAFT | 20 TO 150KT |
| MARSILLY | 1977 | 4 | 5 | 15 | 0 | 0.20 | 37.120 | 116.062 | PDX | 5.3 | PDX | 5.5 | PDX | 5.6 | PDX | — | | SHAFT | 20 TO 150KT |
| BULKHEAD | 1977 | 4 | 27 | 15 | 0 | 0.10 | 37.095 | 116.028 | PDX | 4.2 | PDX | 5.1 | PDX | 5.4 | PDX | — | | SHAFT | 20 TO 150KT |
| CREWLINE | 1977 | 5 | 25 | 17 | 0 | 0.10 | 37.094 | 116.045 | PDX | — | | 5.2 | PDX | 5.3 | PDX | — | | SHAFT | 20 TO 150KT |
| STRAKE | 1977 | 8 | 4 | 16 | 40 | 0.10 | 37.087 | 116.007 | PDX | 5.7 | PDX | 5.0 | PDX | 5.0 | PDX | — | | SHAFT | 20 TO 150KT |
| SCANTLING | 1977 | 8 | 19 | 17 | 55 | 0.10 | 37.111 | 116.055 | PDX | — | | 5.5 | PDX | 5.6 | PDX | — | | SHAFT | 20 TO 150KT |
| EBBTIDE | 1977 | 9 | 15 | 14 | 36 | 30.10 | 37.033 | 116.043 | PDX | — | | 4.1 | PDX | 4.5 | PDX | — | | SHAFT | < 20KT |
| COULOMMIERS | 1977 | 9 | 27 | 14 | 0 | 0.20 | 37.151 | 116.068 | PDX | — | | 4.8 | PDX | 4.8 | PDX | — | | SHAFT | 20 TO 150KT |
| BOBSTAY | 1977 | 10 | 26 | 14 | 15 | 0.10 | 37.008 | 116.017 | PDX | — | | 4.5 | PDX | 4.4 | PDX | — | | SHAFT | < 20KT |
| HYBLA GOLD | 1977 | 11 | 1 | 18 | 6 | 0.10 | 37.188 | 116.213 | PDX | — | | 4.1 | PDX | 4.7 | PDX | — | | TUNNEL | < 20KT |
| SANDREEF | 1977 | 11 | 9 | 22 | 0 | 0.10 | 37.072 | 116.050 | PDX | 4.0 | PDX | 5.6 | PDX | 5.7 | PDX | — | | SHAFT | 20 TO 150KT |
| SEAMOUNT | 1977 | 11 | 17 | 19 | 30 | 0.10 | 37.021 | 116.025 | PDX | — | | 4.4 | PDX | 4.7 | PDX | — | | SHAFT | < 20KT |
| FARALLONES | 1977 | 12 | 14 | 15 | 30 | 0.20 | 37.136 | 116.086 | PDX | — | | 5.6 | PDX | 5.7 | PDX | — | | SHAFT | 20 TO 150KT |
| CAMPOS | 1978 | 2 | 13 | 21 | 53 | 0.20 | 37.126 | 116.032 | LLL | — | | 4.0 | PAS | 3.8 | PDX | 4.0 | PDX | SHAFT | < 20KT |
| REBLOCHON | 1978 | 2 | 23 | 17 | 0 | 0.20 | 37.125 | 116.064 | PDX | — | | 5.4 | PDX | 5.6 | PDX | — | | SHAFT | 20 TO 150KT |
| ICEBERG | 1978 | 3 | 23 | 16 | 30 | 0.20 | 37.102 | 116.051 | PDX | — | | 5.5 | PDX | 5.6 | PDX | — | | SHAFT | 20 TO 150KT |
| FONDUTTA | 1978 | 4 | 11 | 15 | 30 | 0.20 | 37.300 | 116.327 | PDX | — | | 5.3 | PDX | 5.3 | PDX | — | | SHAFT | 20 TO 150KT |
| BACKBEACH | 1978 | 4 | 11 | 17 | 45 | 0.10 | 37.233 | 116.367 | PDX | 4.5 | PDX | 5.3 | PDX | 5.5 | PDX | — | | SHAFT | 20 TO 150KT |
| TRANSOM | 1978 | 5 | 10 | 0 | 0 | 0.00 | 37.088 | 116.053 | LLL | — | | — | | — | | — | | SHAFT | ZERO |
| LOWBALL | 1978 | 7 | 12 | 17 | 0 | 0.10 | 37.079 | 116.044 | PDX | 4.1 | PDX | 5.4 | PDX | 5.5 | PDX | — | | SHAFT | 20 TO 150KT |
| PANIR | 1978 | 8 | 31 | 14 | 0 | 0.20 | 37.275 | 116.357 | PDX | — | | 5.5 | PDX | 5.6 | PDX | — | | SHAFT | 20 TO 150KT |



*U.S. GOVERNMENT PRINTING OFFICE: 1987-0-775-673/65168