

Exelon Generation Company, LLC
Quad Cities Nuclear Power Station
22710 206th Avenue North
Cordova, IL 61242-9740

www.exeloncorp.com

CERTIFIED MAIL—RETURN RECEIPT REQUESTED

KKM-01-002

August 17, 2001

Illinois Environmental Protection Agency
BOW CAS #19
1021 North Grand Ave. East
PO Box 19276
Springfield, IL 62794-9276

Dear Sirs:

Following is the NPDES Report for the Quad Cities Nuclear Power Station, Exelon Generation Co., LLC, for July 2001.

Sincerely,



Karl K. Moser
Chemistry Manager
Quad Cities Station

KKM/MS/dmb

Enclosures

CC: Terry Steinert
Mark Stuhlman
Letterbook

PERMITTEE NAME ADDRESS:
 EXELON GENERATION Co, LLC
 4300 WINFIELD ROAD
 WARRENVILLE, IL 60555

NATIONAL POLLUTANT DISCHARGE ELIMINATION SYSTEM (NPDES)
 DISCHARGE MONITORING REPORT (DMR)
 IL0005037
 PERMIT NUMBER 001 0
 DISCHARGE NUMBER

MAJOR (SUBR 03)
 F - FINAL
 001/002 OPEN CYCLE DIFFUSERS
 EFFLUENT
 *** NO DISCHARGE ***

QUAD-CITIES GENERATING STATION
 GORDOVA, IL 61242
 ATTN: ENVIRONMENTAL SPECIALIST-WATER

MONITORING PERIOD			
FROM	01/07/01	TO	01/07/31

NOTE: Read Instructions before completing this form.

PARAMETER (32-37)	SAMPLE MEASUREMENT	(3 Card Only) (46-53)			Loading Unit	(4 Card Only) (38-45)			Concentration (54-61)	NO. EX (62-63)	Frequency of analysis (64-68)	Sample Type (69-70)
		Average	Maximum	Unit		Minimum	Average	Maximum				
TEMPERATURE, WATER DEG. FAHRENHEIT 00011 > 0 0 INCREASE (NOT END OF PIPE)	SAMPLE MEASUREMENT	*****	*****	****	*****	*****	1.4	(15)	0	115	MS	
	PERMIT REQUIREMENT	*****	*****	****	*****	*****	DAILY MAX	DEG.F		SEE PERMIT		
TEMPERATURE, WATER DEG. FAHRENHEIT 00011 1 0 0 EFFLUENT GROSS VALUE	SAMPLE MEASUREMENT	*****	*****	****	*****	*****	111.6	(15)	0	105	CN	
	PERMIT REQUIREMENT	*****	*****	****	*****	*****	REPORT DAILY MAX	DEG.F		DAILY	CONTINUOUS	
TEMPERATURE, WATER DEG. FAHRENHEIT 00011 6 5 0 DOWNSTREAM MONITOR	SAMPLE MEASUREMENT	*****	*****	****	*****	*****	87.1	(15)	0	115	MS	
	PERMIT REQUIREMENT	*****	*****	****	*****	*****	89 DAILY MAX	DEG.F		SEE PERMIT		
PH 00400 1 0 0 EFFLUENT GROSS VALUE	SAMPLE MEASUREMENT	*****	*****	****	7.7	*****	8.2	(12)	0	240	GR	
	PERMIT REQUIREMENT	*****	*****	****	6.0 MINIMUM	*****	9.0 MAXIMUM	SU		ONCE/MONTH	GRAB	
TEMPERATURE, LENGTH OF EXCURSION 45600 6 0 0 DOWNSTREAM MONITOR	SAMPLE MEASUREMENT	*****	25.25	(62)	*****	*****	*****	****	0	115	MS	
	PERMIT REQUIREMENT	*****	REPORT MO TOTAL	HOURS/MONTH	*****	*****	*****	****		SEE PERMIT		
FLOW, IN CONDUIT OR THRU TREATMENT PLANT 50050 1 0 0 EFFLUENT GROSS VALUE	SAMPLE MEASUREMENT	1439**	1456**	(03)	*****	*****	*****	****	0	135	CA	
	PERMIT REQUIREMENT	REPORT 30DA AVG	REPORT DAILY MX	MGD	*****	*****	*****	****		DAILY	TOTAL Z	
CHLORINE, TOTAL RESIDUAL 50060 1 0 0 EFFLUENT GROSS VALUE	SAMPLE MEASUREMENT	*****	*****	(26)	*****	*****	0.08*	(19)	1	240	GR	
	PERMIT REQUIREMENT	*****	*****	LBS/DY	*****	*****	0.2 DAILY MX	MGL		WEEKLY	GRAB	
NAME/TITLE PRINCIPAL EXECUTIVE OFFICER Karl K. Moser Chemistry Manager	I CERTIFY UNDER PENALTY OF LAW THAT I HAVE PERSONALLY EXAMINED AND AM FAMILIAR WITH THE INFORMATION SUBMITTED HEREIN AND BASED ON MY INQUIRY OF THOSE INDIVIDUALS IMMEDIATELY RESPONSIBLE FOR OBTAINING THE INFORMATION, I BELIEVE THE SUBMITTED INFORMATION IS TRUE, ACCURATE AND COMPLETE. I AM AWARE THAT THERE ARE SIGNIFICANT PENALTIES FOR SUBMITTING FALSE INFORMATION INCLUDING THE POSSIBILITY OF FINE AND IMPRISONMENT SEE 11 USC, 1001 AND 33 USC, 1319. (PENALTIES UNDER THESE STATUTES MAY INCLUDE FINES UP TO \$10,000 AND OR MAXIMUM IMPRISONMENT OF BETWEEN 6 MONTHS AND 5								TELEPHONE. (309)227-2000 ext 2765		DATE 01/08/16	
TYPED OR PRINTED	SIGNATURE OF PRINCIPAL EXECUTIVE OFFICER OR AUTHORIZED AGENT								AREA CODE NUMBER		YEAR MO DAY	

COMMENT AND EXPLANATION OF ANY VIOLATIONS

(Reference all attachments here)

** See Attachment

* Discharge limit of 0.05 mg/l for total residual oxidant when bromine bleach is used for biofouling control

ER

Injection Date/ Time 7/2/01 @ 07:25

Unit One

Frequency: 1 x 1 day

Duration: 90 min/injection

NaOCl Injection Rate 6.0 gal/min 5454 total lbs applied

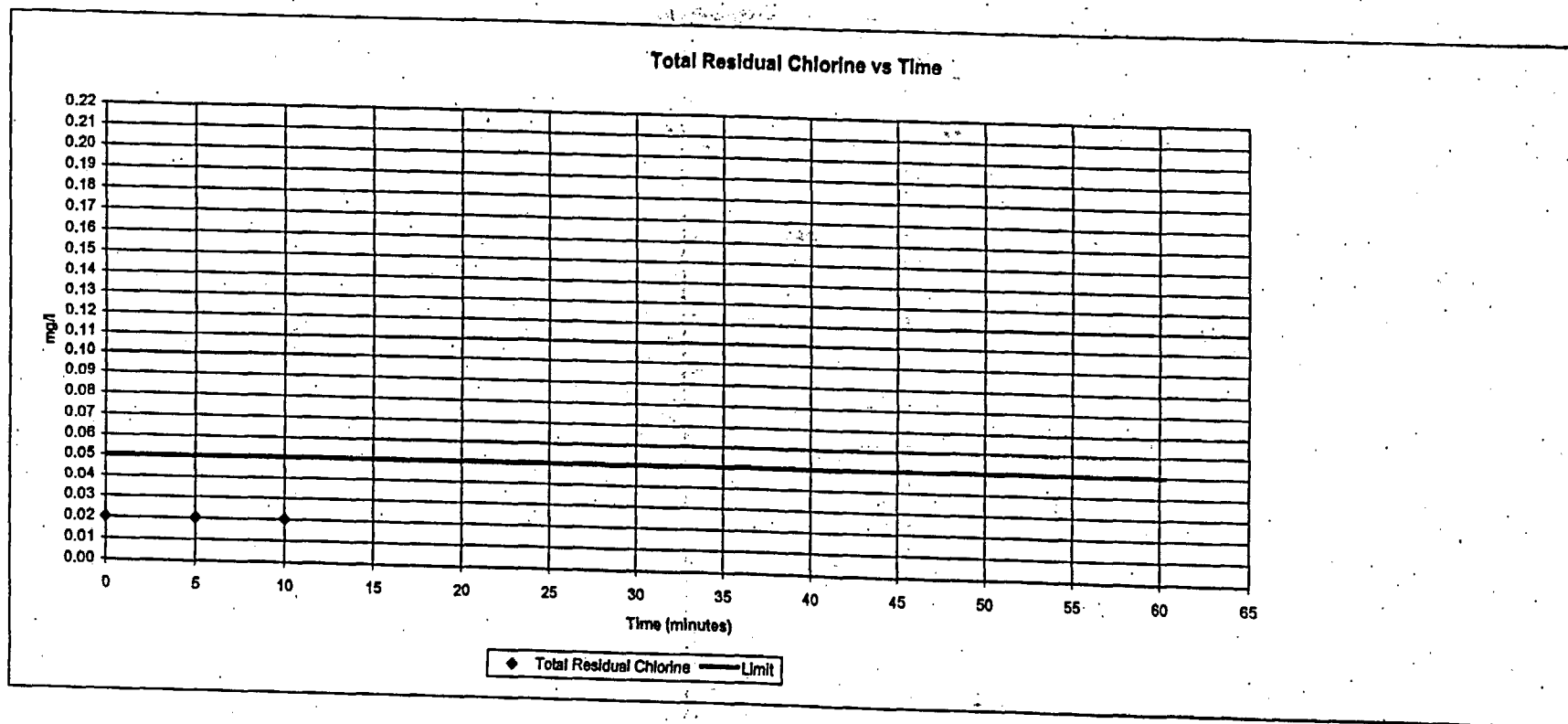
NaBr Injection Rate 0.5 gal/min 531 total lbs applied

Sample Date/Time 7/2/01 @ 07:40

Daily Max Cl2: <0.02 ppm

Daily Avg Cl2: <0.02 ppm

TRC LLD: <0.02 ppm



Injection Date/Time 7/8/01 @ 08:30

Unit Two

Frequency: 1 x 1 day

Duration: 90 min/injection

NaOCl Injection Rate 6.0 gal/min 5454 total lbs applied

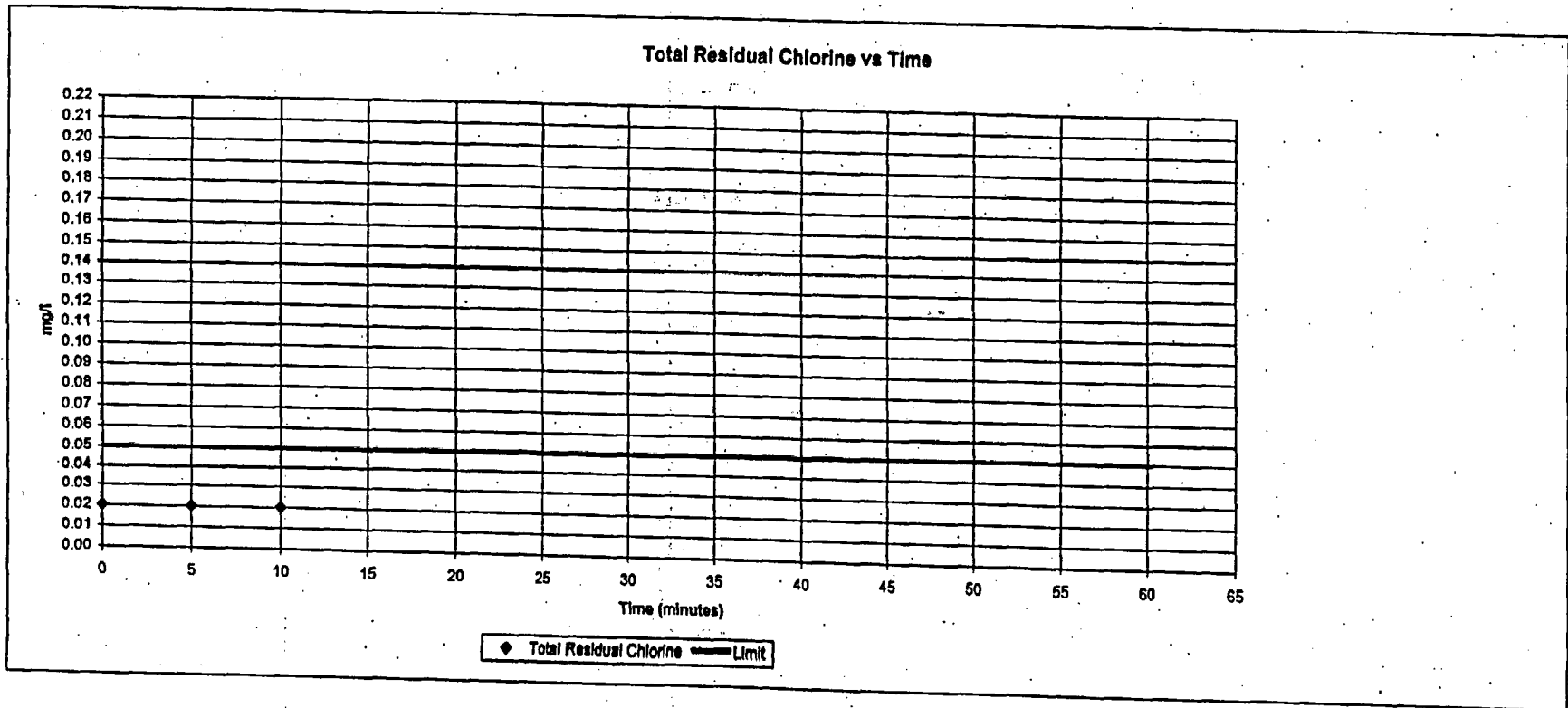
NaBr Injection Rate 0.5 gal/min 531 total lbs applied

Sample Date/Time 7/9/01 @ 09:35

Daily Max Cl2: <0.02 ppm

Daily Avg Cl2: <0.02 ppm

TRC LLD: <0.02 ppm



Injection Date/ Time 7/16/01 @ 10:15

Unit Two

Frequency: 1 x 1 day

Duration: 120 min/injection

NaOCl Injection Rate 6.0 gal/min 7272 total lbs applied

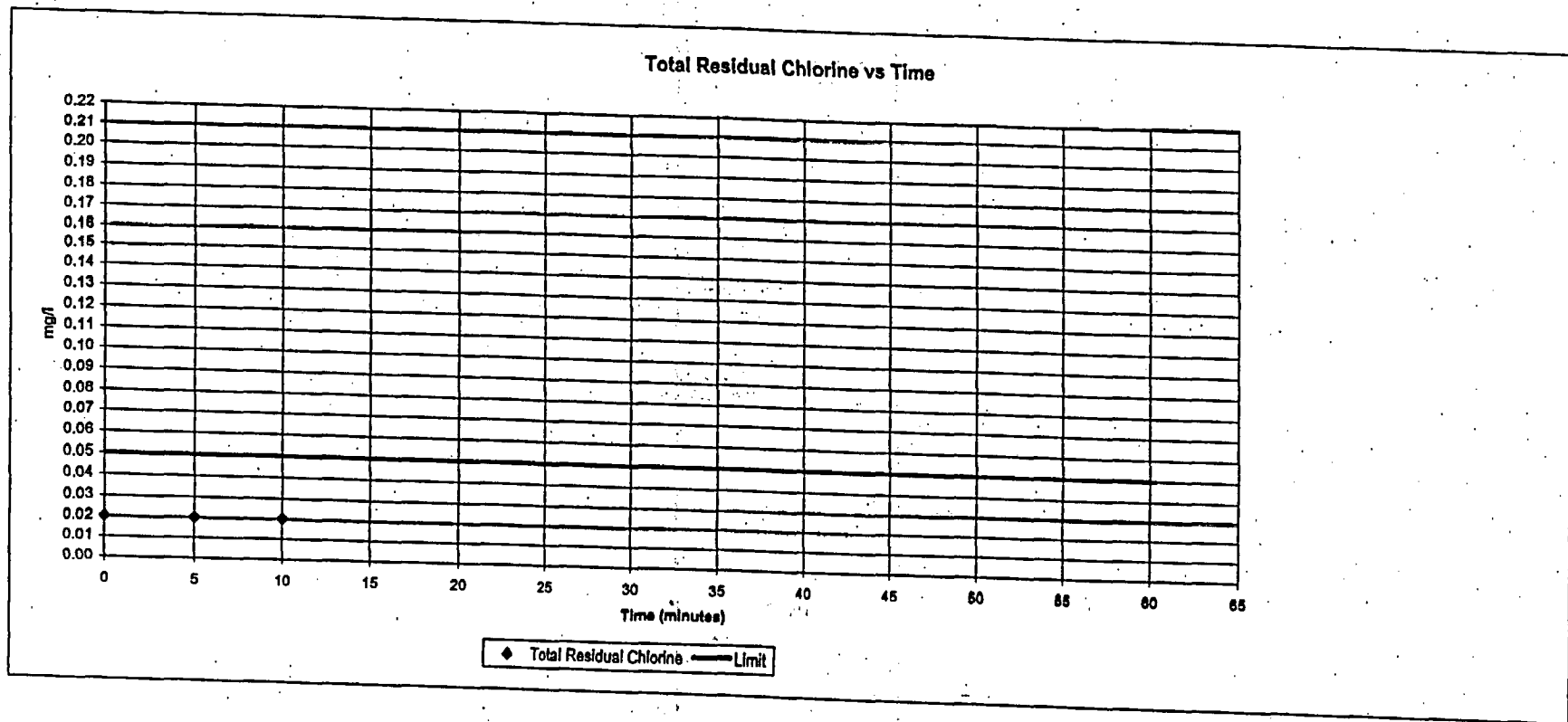
NaBr Injection Rate 0.7 gal/min 991 total lbs applied

Sample Date/Time 7/16/01 @ 10:35

Daily Max Cl2: <0.02 ppm

Daily Avg Cl2: <0.02 ppm

TRC LLD: <0.02 ppm



Injection Date/ Time 7/23/01 @ 05:55

Unit One

Frequency: 1 x 1 day

Duration: 90 min/injection

NaOCl Injection Rate 6.0 gal/min 5454 total lbs applied

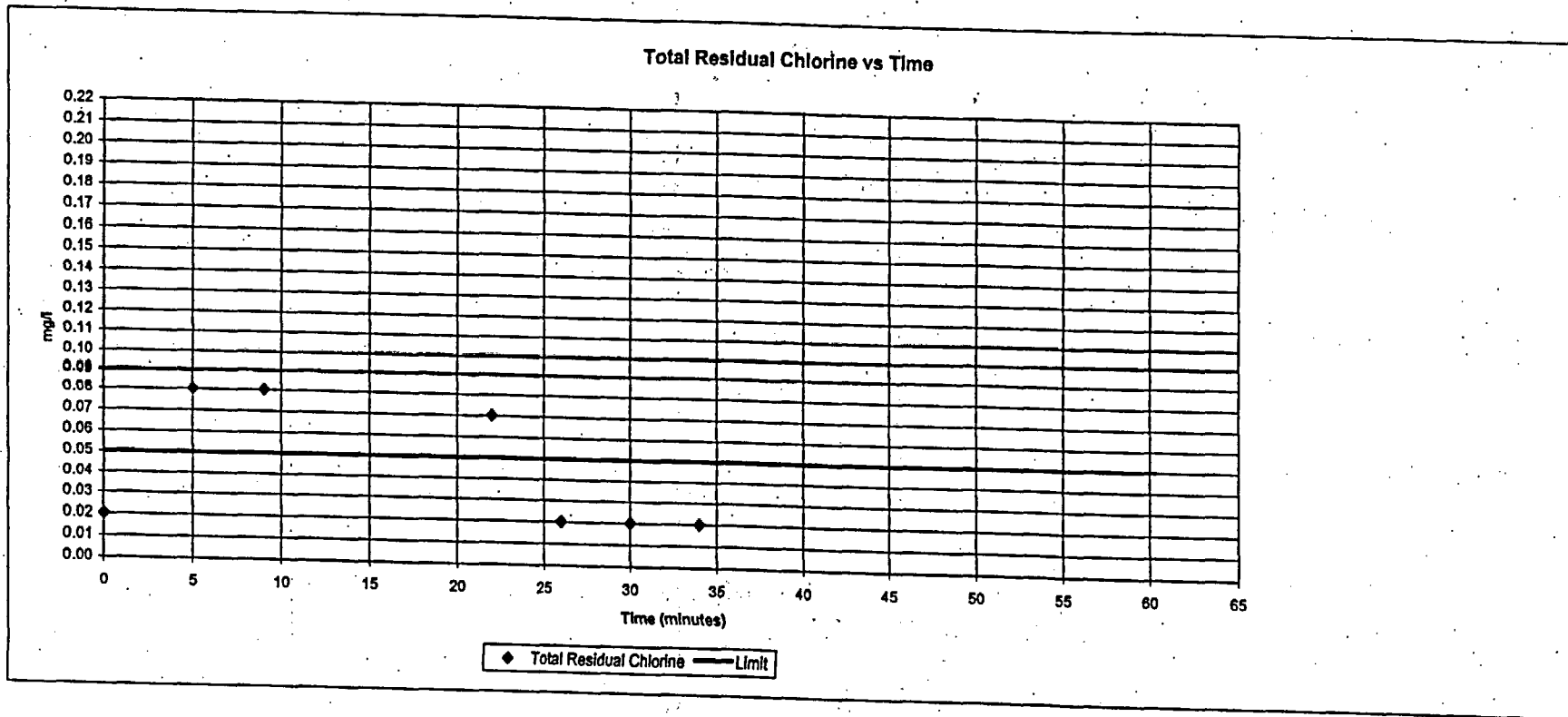
NaBr Injection Rate 0.6 gal/min 637 total lbs applied

Sample Date/Time 7/23/01 @ 06:07

Daily Max Cl2: 0.08 ppm

Daily Avg Cl2: <0.044 ppm

TRC LLD: <0.02 ppm



Injection Date/ Time 7/25/01 @ 09:37

Unit One

Frequency: 1 x 1 day

Duration: 90 min/injection

NaOCl Injection Rate 5.5 gal/min 5000 total lbs applied

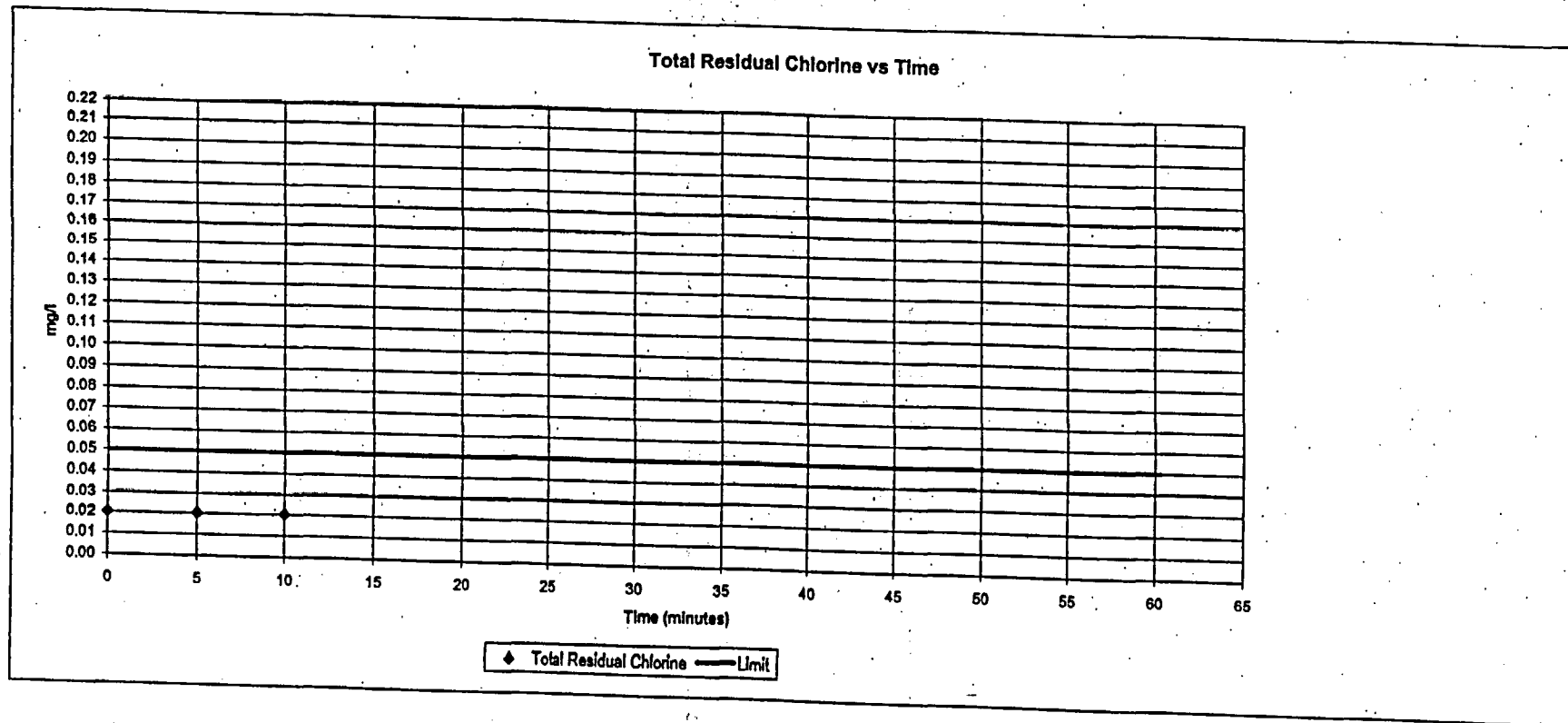
NaBr Injection Rate 0.6 gal/min 637 total lbs applied

Sample Date/Time 7/25/01 @ 09:54

Daily Max Cl2: <0.02 ppm

Daily Avg Cl2: <0.02 ppm

TRC LLD: <0.02 ppm



Injection Date/ Time 7/30/01 @ 09:22

Unit Two

Frequency: 1 x 1 day

Duration: 120 min/injection

NaOCl Injection Rate 5.5 gal/min 6666 total lbs applied

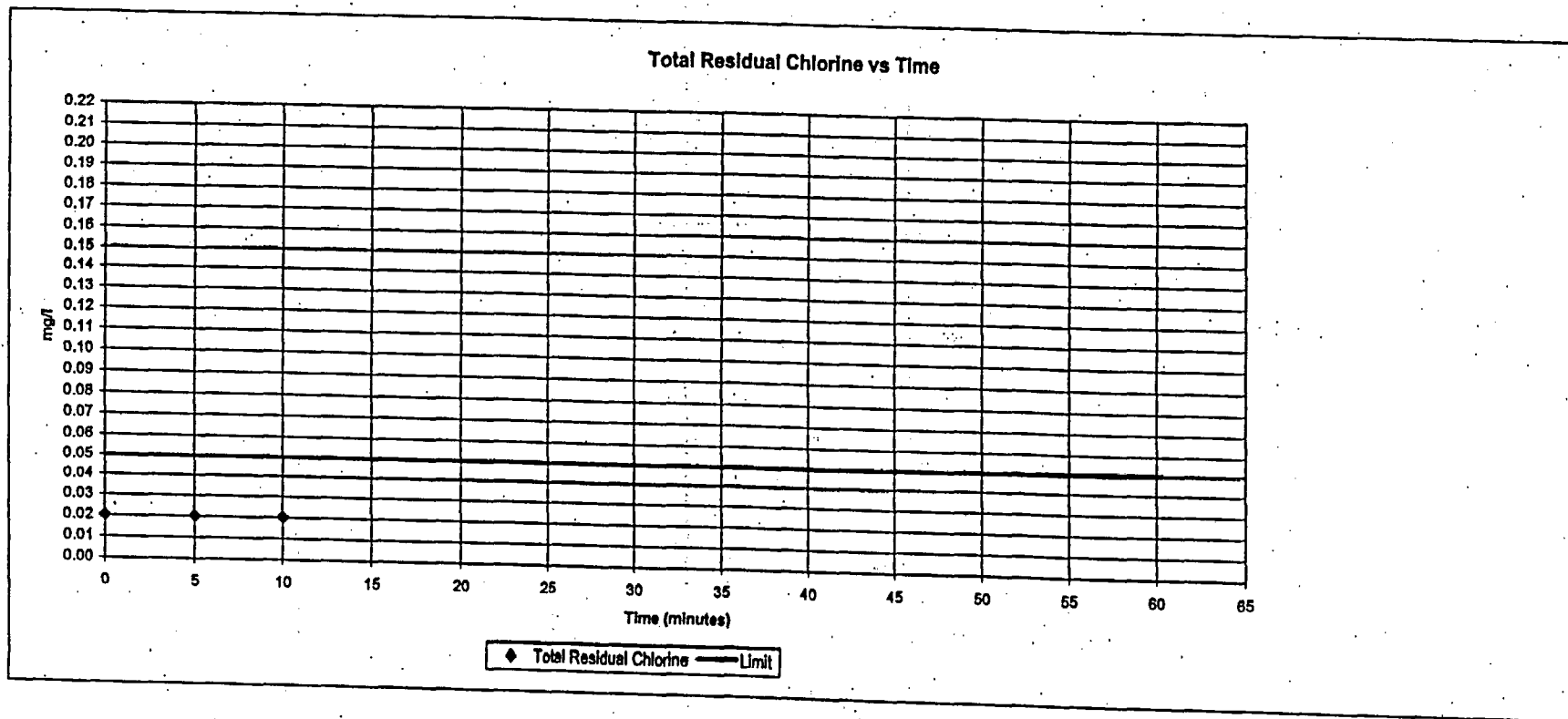
NaBr Injection Rate 0.6 gal/min 850 total lbs applied

Sample Date/Time 7/30/01 @ 09:34

Daily Max Cl2: <0.02 ppm

Daily Avg Cl2: <0.02 ppm

TRG LLD: <0.02 ppm



ATTACHMENT B (Page 1 of 1)

MISSISSIPPI RIVER FLOWS TEMPERATURE DATA

1. River flows are from U.S. Army Corps of Engineers, Rock Island District Water Control Center. All flows are at 0600 on Monday IF flow is > 18000 cfs. Record flow daily IF flow is < 18000 cfs.
2. Notify Environmental Services IF flow is < 18000 cfs.
3. Iowa Water Pollution Control Agency maximum limiting temperatures (°F) are as follows:

JAN 45 FEB 45 MAR 57 APR 68 MAY 78 JUN 85 JUL 86 AUG 86 SEP 85 OCT 75 NOV 65 DEC 52

DATE	RIVER FLOWS (cfs)	DATE	RIVER FLOWS (cfs)	DATE	RIVER FLOWS (cfs)
1/2/01	32,570	5/7/01	244,490		
1/8/01	33,900	5/14/01	232,659		
1/15/01	38,134	5/21/01	149,000		
1/22/01	36,726	5/28/01	111,214		
1/29/01	28,621	6/4/01	117,000		
2/5/01	33,756	6/11/01	111,000		
2/12/01	40,430	6/18/01	98,100		
2/19/01	33,799	6/25/01	120,088		
2/26/01	44,316	7/2/01	126,000		
3/5/01	36,074	7/9/01	102,388		
3/12/01	38,810	7/16/01	35,800		
3/19/01	51,621	7/23/01	42,000		
3/26/01	61,496	7/30/01	43,000		
4/2/01	55,056	8/6/01	50,000		
4/9/01	89,091	8/13/01	33,400		
4/16/01	152,900				
4/23/01	268,000				
4/30/01	248,600				

ATTACHMENT A (Page 1 of 1)
NPDES TEMPERATURE & FLOW DATA DISCHARGES 001 AND 002

Month: July 2001

Day	Temperature (° F)			Daily Vol. (MGD) Outfalls 001 & 002 Thru Int
	Min	Avg	Max	
1	102.3	103.3	104.0	1436
2	100.1	100.8	102.2	1436
3	99.0	99.8	100.7	1436
4	99.8	100.4	101.2	1436
5	100.6	101.1	101.4	1436
6	100.5	100.9	101.6	1436
7	100.2	100.6	101.3	1436
8	100.3	101.6	102.0	1436
9	101.7	102.6	103.7	1436
10	103.5	104.3	105.0	1436
11	104.0	104.5	105.3	1436
12	103.3	104.8	105.9	1436
13	103.6	105.4	107.1	1436
14	103.8	105.6	107.2	1436
15	104.5	106.1	107.5	1436
16	104.9	106.1	107.1	1436
17	104.9	105.9	106.7	1436
18	104.3	105.9	107.4	1436
19	105.9	107.0	108.3	1436
20	106.3	108.1	109.8	1436
21	107.5	109.5	111.2	1436
22	106.4	109.0	110.8	1456
23	107.6	110.0	111.6	1456
24	108.0	109.7	111.4	1456
25	107.9	108.8	109.8	1456
26	104.4	105.7	107.9	1456
27	102.6	104.4	106.2	1436
28	103.0	103.9	104.9	1436
29	102.9	104.4	105.9	1436
30	104.1	105.7	107.3	1436
31	105.4	106.8	108.2	1436

PERMITTEE ADDRESS:
EXELON GENERATION Co, LLC
 4300 WINFIELD ROAD
 WARRENVILLE, IL 60555

NATIONAL POLLUTANT DISCHARGE ELIMINATION SYSTEM (NPDES)
 DISCHARGE MONITORING REPORT (DMR)
 IL0005037
 PERMIT NUMBER

MAJOR (SUBR 03)
 B01 0
 DISCHARGE NUMBER
 F - FINAL

0700

QUAD-CITIES GENERATING STATION
 CORDOVA, IL 61242

MONITORING PERIOD			
FROM	TO	FROM	TO
01/07/01	01/07/31		

WW TREATMENT (FORMERLY 001B)

EFFLUENT

*** NO DISCHARGE ***

ATTN: ENVIRONMENTAL SPECIALIST - WATER

NOTE: Read instructions before completing this form.

PARAMETER (32-37)	SAMPLE MEASUREMENT	(3 Card Only) (46-53)		Loading (26) Unit	(4 Card Only) (38-45)		Concentration (54-61) Unit	NO. EX (62-63)	Frequency of analysis (64-68)	Sample Type (69-70)
		Average	Maximum		Minimum	Average				
SOLIDS, TOTAL SUSPENDED 00530 1 0 0	SAMPLE MEASUREMENT	*****	*****	(26)	*****	1.7	3.6	0	240	DC
EFFLUENT GROSS VALUE	PERMIT REQUIREMENT	*****	*****	LBS/DY	*****	30DA AVG	DAILY MX	MG/L	WEEKLY	COMP-8
OIL AND GREASE 03582 1 0 0	SAMPLE MEASUREMENT	*****	*****	(26)	*****	<5	<5	0	285	GR
EFFLUENT GROSS VALUE	PERMIT REQUIREMENT	*****	*****	LBS/DY	*****	30DA AVG	DAILY MX	MG/L	ONCE/MONTH	GRAB
FLOW, IN CONDUIT OR THRU TREATMENT PLANT 50050 1 0 0	SAMPLE MEASUREMENT	0.0579	0.0704	(03)	*****	*****	*****	0	240	TM
EFFLUENT GROSS VALUE	PERMIT REQUIREMENT	REPORT 30DA AVG	REPORT DAILY MX	MGD	*****	*****	*****	*****	WEEKLY	TOTAL Z
	SAMPLE MEASUREMENT									
	PERMIT REQUIREMENT									
	SAMPLE MEASUREMENT									
	PERMIT REQUIREMENT									
	SAMPLE MEASUREMENT									
	PERMIT REQUIREMENT									
	SAMPLE MEASUREMENT									
	PERMIT REQUIREMENT									

NAME/TITLE PRINCIPAL EXECUTIVE OFFICER
Karl K. Moser
 Chemistry Manager
 TYPED OR PRINTED

I CERTIFY UNDER PENALTY OF LAW THAT I HAVE PERSONALLY EXAMINED AND AM FAMILIAR WITH THE INFORMATION SUBMITTED HEREIN AND BASED ON MY INQUIRY OF THOSE INDIVIDUALS IMMEDIATELY RESPONSIBLE FOR OBTAINING THE INFORMATION, I BELIEVE THE SUBMITTED INFORMATION IS TRUE, ACCURATE AND COMPLETE. I AM AWARE THAT THERE ARE SIGNIFICANT PENALTIES FOR SUBMITTING FALSE INFORMATION INCLUDING THE POSSIBILITY OF FINE AND IMPRISONMENT SEE 11 USC, 1001 AND 33 USC, 1319. (PENALTIES UNDER THESE STATUTES MAY INCLUDE FINES UP TO \$10,000 AND OR MAXIMUM IMPRISONMENT OF BETWEEN 6 MONTHS AND 5

Karl K. Moser
 SIGNATURE OF PRINCIPAL EXECUTIVE
 OFFICER OR AUTHORIZED AGENT

TELEPHONE
 (309)227-2000
 ext 2765
 AREA CODE NUMBER
 DATE
 01/08/16
 YEAR MO DAY

COMMENT AND EXPLANATION OF ANY VIOLATIONS

(Reference all attachments here)


PERMITTEE NAME ADDRESS:
EXELON GENERATING STATION Co, LLC
 4300 WINFIELD ROAD
 WARRENVILLE IL, 60555

NATIONAL POLLUTANT DISCHARGE ELIMINATION SYSTEM (NPDES)

DISCHARGE MONITORING REPORT (DMR)
 IL0005037
 PERMIT NUMBER

MAJOR DISCHARGE NUMBER
 C01 0
 DISCHARGE NUMBER

MAJOR DISCHARGE NUMBER
 (SUBR 03)
 F - FINAL



QUAD-CITIES GENERATING STATION
 CORDOVA, IL 61242

MONITORING PERIOD
 FROM 01/07/01 TO 01/07/31

SANITARY WASTE (FORMERLY 001C)
 EFFLUENT
 *** NO DISCHARGE ***

ATTN: ENVIRONMENTAL SPECIALIST-WATER

NOTE: Read instructions before completing this form.

PARAMETER (32-37)	SAMPLE MEASUREMENT / PERMIT REQUIREMENT	(3 Card Only) Quantity or Loading (46-53)			(4 Card Only) Quality or Concentration (38-45)				NO. EX (62-63)	Frequency of analysis (64-68)	Sample Type (69-70)
		Average	Maximum	Unit	Minimum	Average	Maximum	Unit			
BOD, 5-DAY (20 DEG. C) 00310 1 0 0 EFFLUENT GROSS VALUE	SAMPLE MEASUREMENT 0.14* PERMIT REQUIREMENT 30DA AVG	0.14*	0.20*	(28) LBS/DY	*****	4.2	5.5	(19) MG/L	0	295 TWICE/MONTH	DC COMP 24
PH 00400 1 0 0 EFFLUENT GROSS VALUE	SAMPLE MEASUREMENT ***** PERMIT REQUIREMENT *****	*****	*****	**** LBS/DY	6.7 MINIMUM	*****	6.9 MAXIMUM	(12) SU	0	300 TWICE/MONTH	GR GRAB
SOLIDS, TOTAL SUSPENDED 00530 1 0 0 EFFLUENT GROSS VALUE	SAMPLE MEASUREMENT 0.25* PERMIT REQUIREMENT 30DA AVG	0.25*	0.38*	(26) LBS/DY	*****	7.1	9.1	(19) MG/L	0	300 TWICE/MONTH	DC COMP 24
FLOW, IN CONDUIT OR THRU TREATMENT PLANT 50050 1 0 0 EFFLUENT GROSS VALUE	SAMPLE MEASUREMENT 0.0031 PERMIT REQUIREMENT 30DA AVG	0.0031	0.0044	(03) MGD	*****	*****	*****	****	0	290 TWICE/MONTH	TM TOTAL Z
COLIFORM, FECAL GENERAL 74055 1 0 0 EFFLUENT GROSS VALUE	SAMPLE MEASUREMENT ***** PERMIT REQUIREMENT *****	*****	*****	****	*****	*****	<1 400 DAILY MX	(13) #/100ML	0	300 TWICE/MONTH	GR GRAB
	SAMPLE MEASUREMENT PERMIT REQUIREMENT										
	SAMPLE MEASUREMENT PERMIT REQUIREMENT										
NAME/TITLE PRINCIPAL EXECUTIVE OFFICER Karl K. Moser Chemistry Manager	I CERTIFY UNDER PENALTY OF LAW THAT I HAVE PERSONALLY EXAMINED AND AM FAMILIAR WITH THE INFORMATION SUBMITTED HEREIN AND BASED ON MY INQUIRY OF THOSE INDIVIDUALS IMMEDIATELY RESPONSIBLE FOR OBTAINING THE INFORMATION, I BELIEVE THE SUBMITTED INFORMATION IS TRUE, ACCURATE AND COMPLETE. I AM AWARE THAT THERE ARE SIGNIFICANT PENALTIES FOR SUBMITTING FALSE INFORMATION INCLUDING THE POSSIBILITY OF FINE AND IMPRISONMENT SEE 16 USC, 1001 AND 33 USC, 1319. (PENALTIES UNDER THESE STATUTES MAY INCLUDE FINES UP TO \$10,000 AND OR MAXIMUM IMPRISONMENT OF BETWEEN 6 MONTHS AND 5							SIGNATURE OF PRINCIPAL EXECUTIVE OFFICER OR AUTHORIZED AGENT <i>Karl K. Moser</i>		TELEPHONE (309)227-2000 ext 2765	DATE 01/08/16
TYPED OR PRINTED								AREA CODE NUMBER	YEAR MO DAY		

COMMENT AND EXPLANATION OF ANY VIOLATIONS

(Reference all attachments here)

* Flow totalizer out of service for repairs two weeks during July. Conservative estimate of 0.0050 mgd used to calculate loading when totalizer was out of service.

ER

PERMITTEE NAME ADDRESS:
 EXELON GENERATION Co, LLC
 4300 WINFIELD ROAD
 WARRENVILLE, IL 60555

NATIONAL POLLUTANT DISCHARGE ELIMINATION SYSTEM (NPDES)

DISCHARGE MONITORING REPORT (DMR)
 IL0005037
 PERMIT NUMBER

A02 0
 DISCHARGE NUMBER


MAJOR (SUBR 03)
 F-FINAL
 RADWASTE BLOWDOWN (FORMER 002A)

QUAD-CITIES GENERATING STATION
 CORDOVA, IL 61242

MONITORING PERIOD			
FROM	TO	FROM	TO
01/07/01	01/07/31		

ATTN: ENVIRONMENTAL SPECIALIST-WATER

EFFLUENT
 *** NO DISCHARGE ***
 NOTE: Read instructions before completing this form.

PARAMETER (32-37)	SAMPLE MEASUREMENT / PERMIT REQUIREMENT	(3 Card Only) Quantity or Loading (46-53)			(4 Card Only) Quality or Concentration (38-45)			NO. EX (62-63)	Frequency of analysis (64-68)	Sample Type (69-70)
		Average	Maximum	Unit	Minimum	Average	Maximum			
SOLIDS, TOTAL SUSPENDED 00530 1 0 0 EFFLUENT GROSS VALUE	SAMPLE MEASUREMENT ***** PERMIT REQUIREMENT *****	*****	*****	(26) LBS/DY	***** 30DA AVG	6.9 DAILY MX	6.9 MG/L	0	380 ONCE/DSCHWK	GR GRAB
BORON, TOTAL (AS B) 01022 1 0 0 EFFLUENT GROSS VALUE	SAMPLE MEASUREMENT ***** PERMIT REQUIREMENT *****	*****	*****	(26) LBS/DY	***** 30DA AVG	REPORT DAILY MX	REPORT MG/L		500 ONCE/DISCHG	GRAB
OIL AND GREASE 03582 1 0 0 EFFLUENT GROSS VALUE	SAMPLE MEASUREMENT ***** PERMIT REQUIREMENT *****	*****	*****	(26) LBS/DY	***** 30DA AVG	<5 DAILY MX	<5 MG/L	0	405 ONCE/DSCHMN	GR GRAB
FLOW, IN CONDUIT OR THRU TREATMENT PLANT 50050 1 0 0 EFFLUENT GROSS VALUE	SAMPLE MEASUREMENT 0.0527* PERMIT REQUIREMENT REPORT 30DA AVG REPORT DAILY MX	0.0527*	0.0527	(03) MGD	*****	*****	*****	0	375 DAILY	RC TOTAL Z
	SAMPLE MEASUREMENT PERMIT REQUIREMENT									
	SAMPLE MEASUREMENT PERMIT REQUIREMENT									
	SAMPLE MEASUREMENT PERMIT REQUIREMENT									
NAME/TITLE PRINCIPAL EXECUTIVE OFFICER Karl K. Moser Chemistry Manager TYPED OR PRINTED	I CERTIFY UNDER PENALTY OF LAW THAT I HAVE PERSONALLY EXAMINED AND AM FAMILIAR WITH THE INFORMATION SUBMITTED HEREIN AND BASED ON MY INQUIRY OF THOSE INDIVIDUALS IMMEDIATELY RESPONSIBLE FOR OBTAINING THE INFORMATION, I BELIEVE THE SUBMITTED INFORMATION IS TRUE, ACCURATE AND COMPLETE. I AM AWARE THAT THERE ARE SIGNIFICANT PENALTIES FOR SUBMITTING FALSE INFORMATION INCLUDING THE POSSIBILITY OF FINE AND IMPRISONMENT SEE 11 USC, 1001 AND 53 USC, 1319. (PENALTIES UNDER THESE STATUTES MAY INCLUDE FINES UP TO \$10,000 AND OR MAXIMUM IMPRISONMENT OF BETWEEN 6 MONTHS AND 3						SIGNATURE OF PRINCIPAL EXECUTIVE OFFICER OR AUTHORIZED AGENT 		TELEPHONE (309)227-2000 ext 2765 AREA CODE NUMBER	DATE 01/08/16 YEAR, MO, DAY

COMMENT AND EXPLANATION OF ANY VIOLATIONS
 * Average gallons per discharge

(Reference all attachments here)

ER