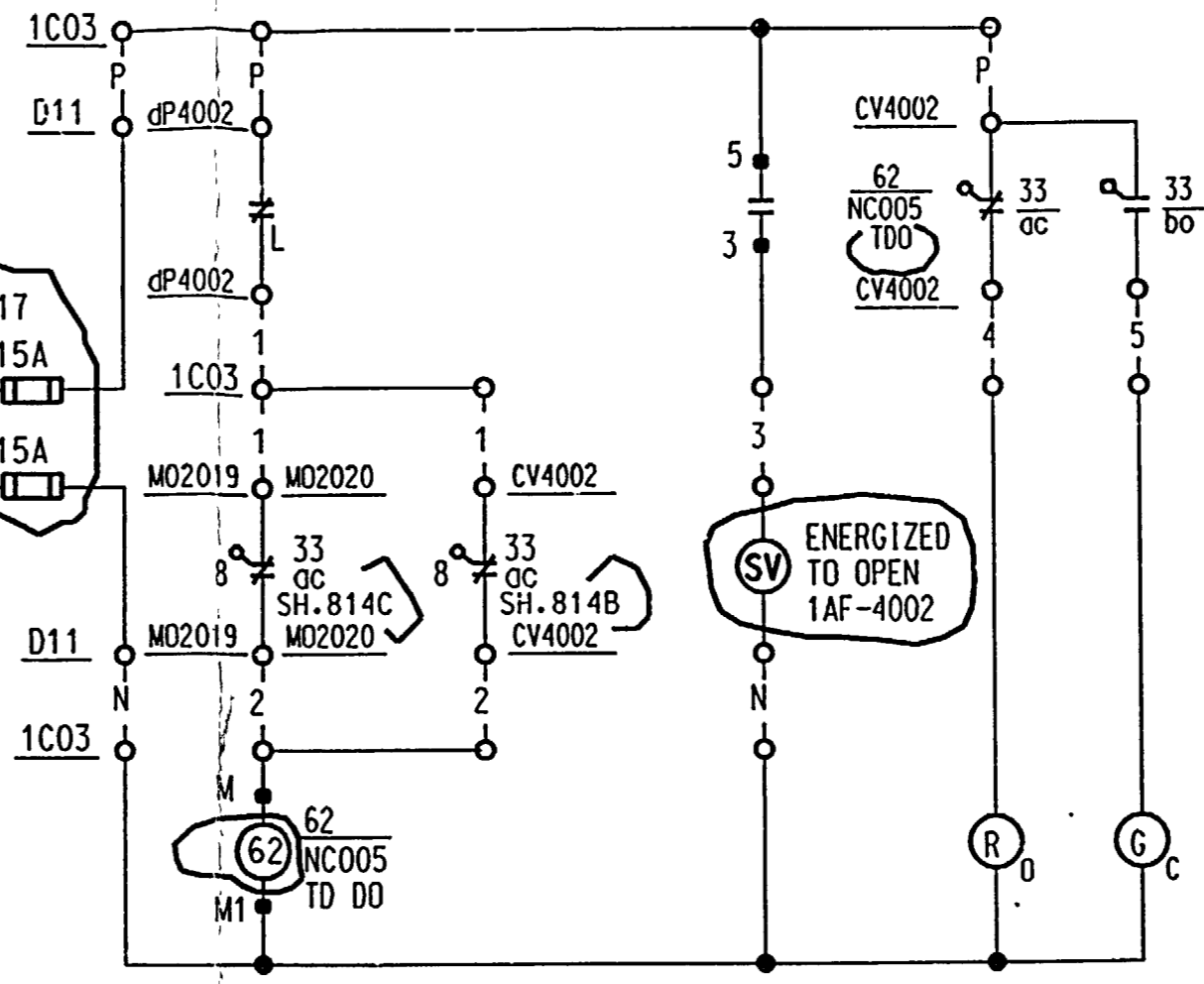
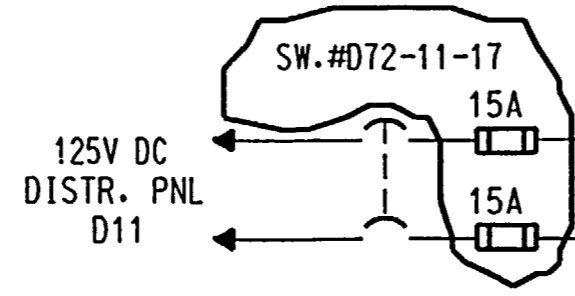
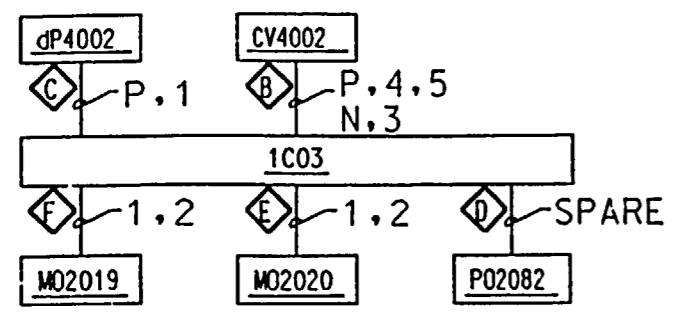


C

B

C

B



SCHEME NO. 1NC005
SAFEGUARD TRAIN "A"

THIS DRAWING HAS BEEN SCANNED/CONVERTED USING
ExpertCADIC
 FROM BECHTEL
 DWG. NO. 499B466 SH.816 ACT.# 7015 REV. _____
 DATE 12-13-96 CDR. EMM ON EBB

VENDOR : WEST
 T.F.I. T3.3
 MOD. REQ. :

WEST 499B466 SH.816

© WISCONSIN ELECTRIC 1996

A

13	12-11-99	REVISED PER DCN #1999-1880	1367	GL		
14	5-1-01	REVISED PER DCNs 2001-0954, 2001-1021, 2001-1028	2064	JCV	MEW	ARA
REV NO.	DATE	REVISION DESCRIPTION	ACT	DRAWN	CHK'D	APP'D

MICROFILM NO. 021427		
DRAWN	DATE	PROJECT NO.
CHECKED	DATE	ACTIVITY NO.
APPROVED	DATE	SCALE
NONE		

WISCONSIN ELECTRIC

 CGS NO. **63683**
BPB 31

ELEMENTARY WIRING DIAGRAM
 TURBINE DRIVEN AUXILIARY
 FEEDWATER PUMP/MINI
RECIRC. CONTROL VALVE 1AF-4002
 POINT BEACH N.P. UNIT 1
EAFS000000114

WAS: PB 31 E242015093