

26-A4100	✓	1	1	1
----------	---	---	---	---

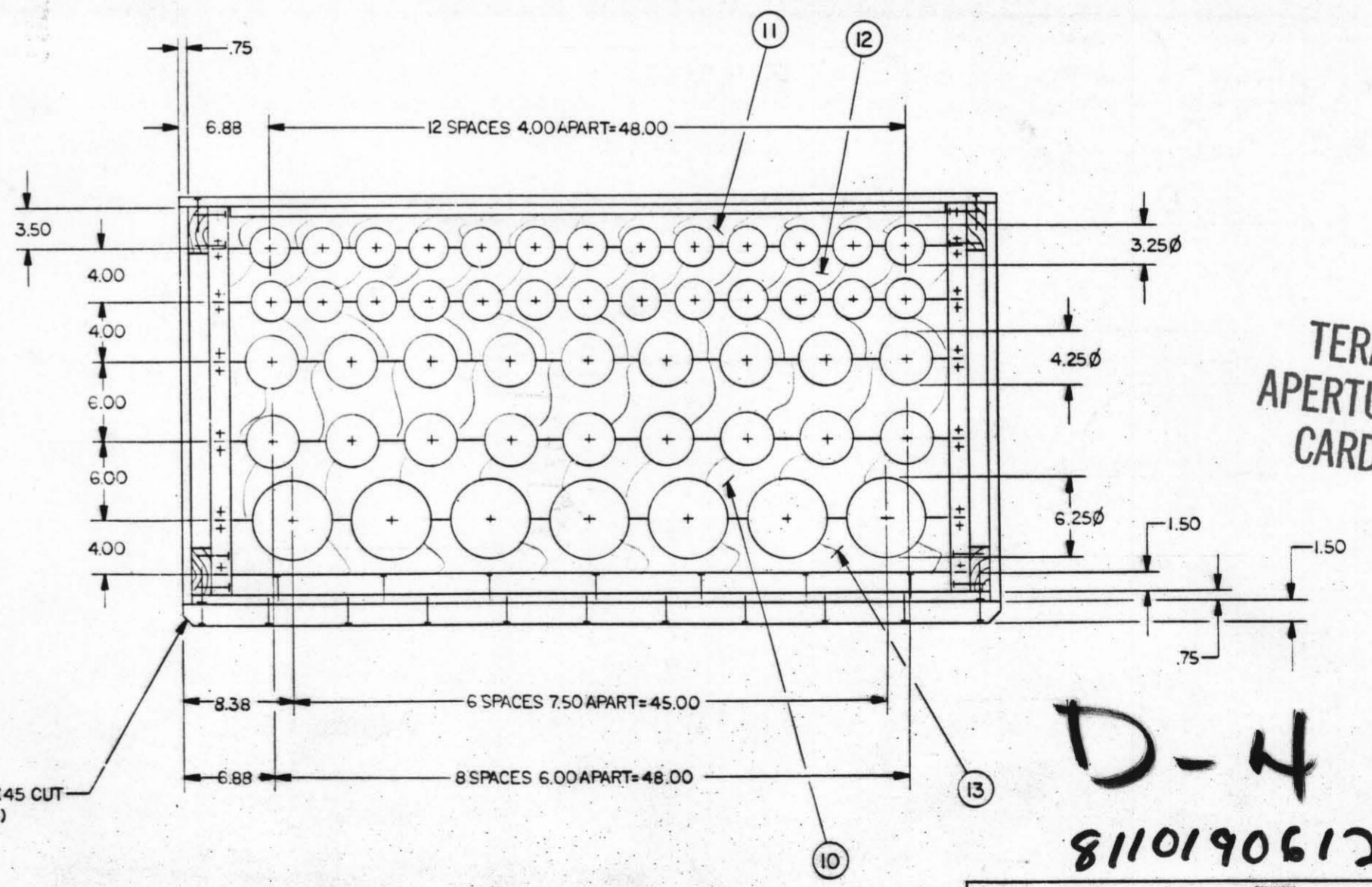
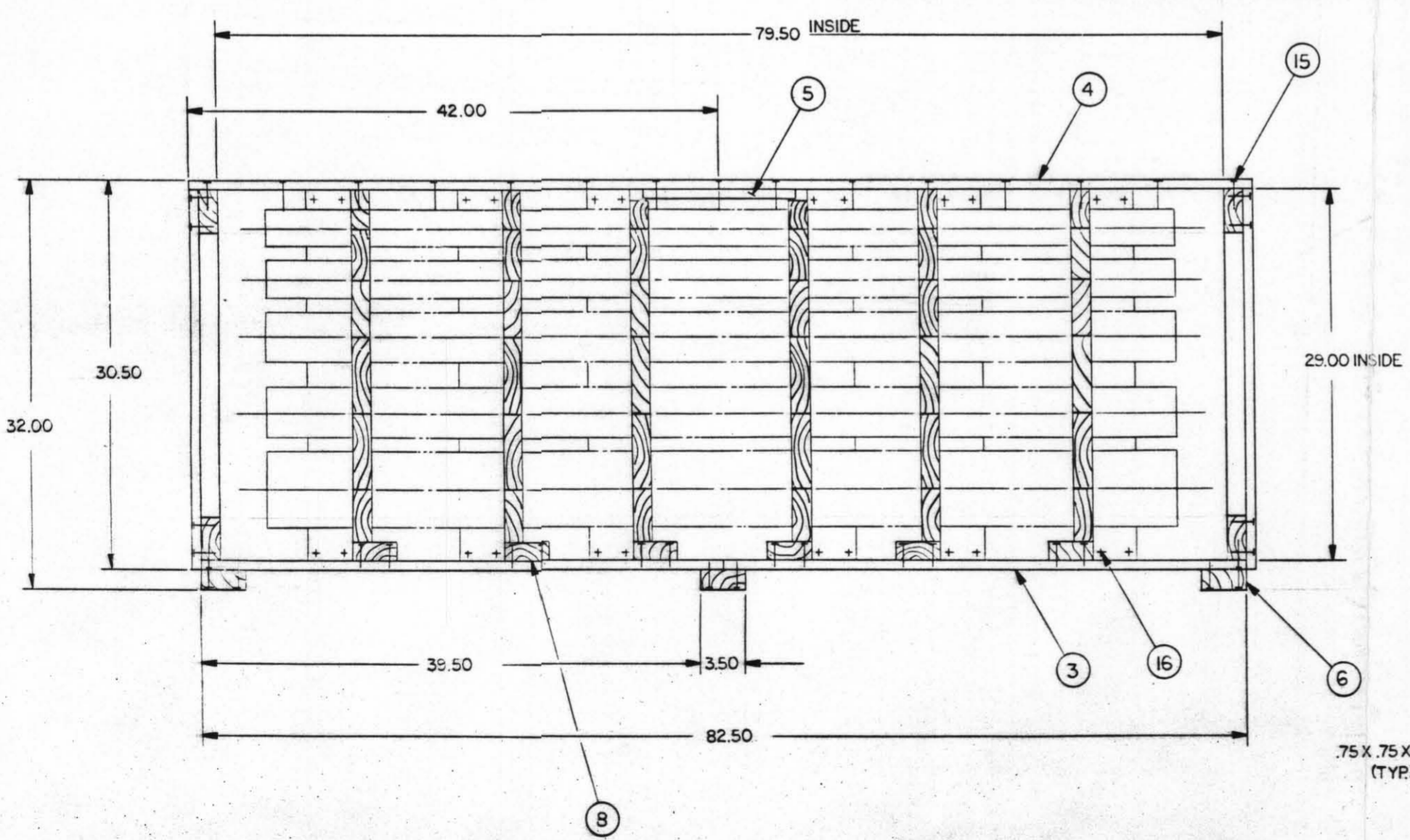
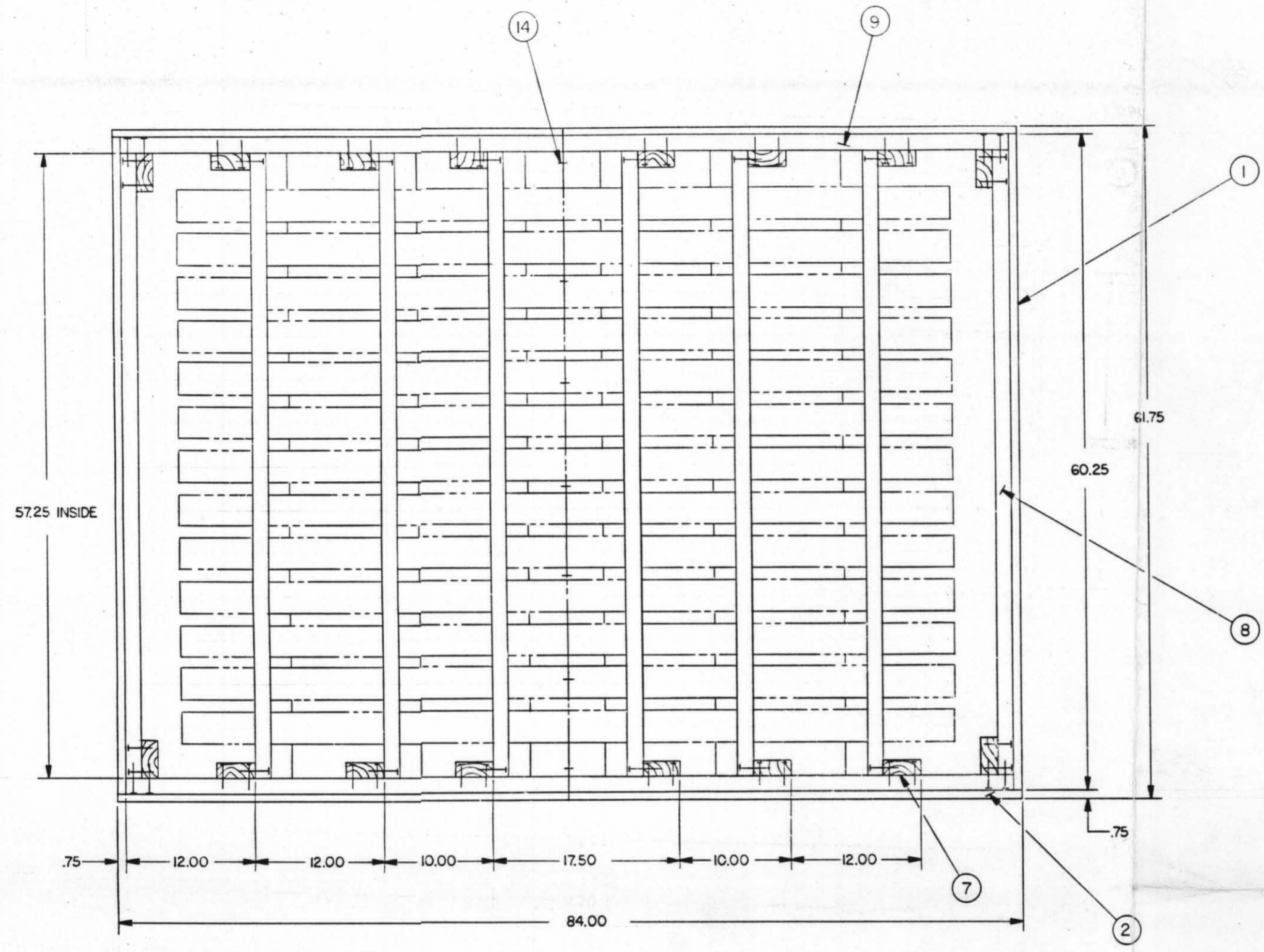
QTY	PT NO	NAME	DESCRIPTION
2	1	ENDS	.75 x 29.75 x 60.25 ACX PLWD DF.
2	2	SIDES	.75 x 29.75 x 84.0 ACX PLWD DF.
2	3	FLOOR	.75 x 41.25 x 60.25 ACX PLWD DF.
2	4	TOP	.75 x 42.0 x 61.75 ACX PLWD DF.
1	5	SPLICE BRD.	.75 x 12.0 x 53.75 ACX PLWD DF.
3	6	SKID	2 x 4 (NOM) x 61.75 DF.
16	7	SIDE SUPT.	2 x 4 (NOM) x 29.00 DF.
10	8	SIDE SUPT.	2 x 4 (NOM) x 57.25 DF.
4	9	SIDE SUPT.	2 x 4 (NOM) x 82.5 DF.
12	10	SUPT.	2 x 8 (NOM) x 57.25 DF.
6	11	SUPT.	2 x 4 (NOM) x 57.25 DF.
12	12	SUPT.	2 x 6 (NOM) x 57.25 DF.
6	13	SUPT.	2 x 6 (NOM) x 57.25 DF.
A/R	14	CORRUGATED JOINT FAST'ER	.625 STL McMASTER-CARR 97846A212 OR EQUAL
A/R	15	NAILS	6D HARDENED DRIVE SCREW NAILS
A/R	16	NAILS	8D HARDENED DRIVE SCREW NAILS

LEGEND:

- 1. DF. = DOUGLAS FIR
- 2. PLWD. = PLYWOOD 5 PLY

NOTES:

- 1. GLUE ALL JOINTS WITH WATER RESISTANT GLUE.
- 2. CAULK ALL CORNERS, JOINTS & SPLICES WITH WATER RESISTANT CAULKING COMPOUND.
- 3. LUMBER: CONST. GRADE OR BETTER, DOUGLAS, FIR
- 4. INTERNAL CRIBB'NG MEMBERS DO NOT NEED TO BE CONSTRUCTION GRADE LUMBER.
- 5. INTERNAL CRIBBING MAY VARY FROM BOX TO BOX DUE TO THE VARIOUS SIZES OF MATERIAL THAT MAY BE INSTALLED.
- 6. ALLOW CLEARANCE AROUND ALL COMPONENTS INSTALLED IN BOXES TO ALLOW FOR FOAM TO ENCIRCLE EACH ITEM.



TERA APERTURE CARD

D-4  
8110190612

REV	DATE	BY	CHKD

ARSD AEL VNU 272EB1-31