APPENDIX B

ZONE 3 MONITORING DATA

APPENDIX B

ZONE 3 MONITORING DATA

Remedial action in Zone 3 has consisted of the operation of the Northeast Pump-back Wells (Wells 600, 608, 610, 613, and 672) and installation and operation of 12 Stage I Extraction Wells (Wells 701-703 and 705-713) in mid-1989 and 7 Stage II Extraction Wells (Wells 714-720) in mid-1991. Remedial action has been monitored since the third quarter of 1989 by measurement of ground water levels and ground water sampling and analyses at 19 Zone 3 monitoring wells (Wells 106 D, 9D, 517, 518, 504 B, 502 B, 501 B, 420, 411, EPA 18, EPA 17, EPA 15, EPA 14, EPA 13, EPA 12, EPA 11, EPA 9, EPA 3, and EPA 1). Well 126 was added to the monitoring program in the third quarter of 1990 to measure water levels in accordance with the requirements of the Nuclear Regulatory Commission (NRC) and the U.S. Environmental Protection Agency (EPA).

At the end of the 1993 operating year, the extraction and performance monitoring systems for Zone 3 were modified with the approval of the NRC and EPA. Modifications included discontinuing pumping at 10 low-producing extraction wells (Wells 600, 608, 610, 672, 702, 703, 705, 710, 712, and 713) and at two extraction wells that were intercepting background water (Wells 714 and 715). Water levels were measured at seven of these former extraction wells (Wells 608, 702, 703, 710, 712, 714, and 715) during 2000 to augment the existing monitoring system.

In July 1999, 10 additional low-producing extraction wells (Wells 613, 701, 706, 707, 708, 709, 711, 713, 719, and 720) were decommissioned with approval of the NRC and EPA. Several of these wells were converted to use as water-level and water-quality monitoring wells (Wells 613 and 711) or as water-level monitoring wells (713, 701, 706, 707 and 719).

Beginning with the second quarter of 2000, the revised monitoring program was implemented. This included using a revised set of monitoring wells and low-flow sampling procedures. The wells included in the monitoring program for the Zone 3 are listed in Table 3.2 of this report. Some changes to the well set used in the revised program were implemented in the second quarter of 2001, including installing a new well designated NBL-01. These changes are also listed in Table 3.2. See the enclosed figure for the current layout of the wells.

Table B.1 presents the quarterly water level and water quality data for the monitoring wells from startup of the Stage I wells in the third quarter of 1989 through the fourth quarter of 2002. Table B.2 lists the water levels for wells that are monitoring only for water level. The Zone 3 ground water

extraction system and declining recharge from the alluvium have resulted in dewatering a large portion of the Zone 3 Remedial Action Target Area, and consequently, many of the monitoring wells have gone dry since 1989. For these wells, water level and water quality data are presented for the period of time prior to their dewatering. Changes to data reported related to implementing the revised monitoring program are also reflected in Table B.1. The laboratory analytical data for 2002 are presented at the end of this appendix.

PLUME BOUNDARY WELLS PB-01, PB-02, PB-03 AND PB-04
ANALYTICAL DATA
BORING LOGS AND WELL COMPLETION FORMS

Field and Laboratory Analytical Data
Plume Boundary Wells
June Through October 2002

Well	Date	Bicarb	Chloride	pH	Specific Conductivity	TDS
PB-01	6/24/02	29.2	31.7	5.18		
PB-02	6/24/02	148	29.9	6.18	3950	
PB-02	8/19/02	120.5	26	5.93	3780	
PB-02	9/16/02	105	24.1	5.95	3930	
PB-02	10/17/02	57	25.3	7.09	4040	
PB-02 - Lab	10/16/02	53.1	32.4	7.25		4070
PB-03	6/24/02	341	2	6.23	3400	
PB-03	8/19/02	336.5	4.0	6.68	3200	
PB-03	9/16/02	327.5	24.7	6.56	3330	
PB-03	10/17/02	228.5	113	7.1	3670	
PB-03 - Lab	10/16/02	356	30.4	7.84		3190
PB-04	6/24/02	269.5	21.8	6.38	3660	
PB-04	8/19/02	230	24.5	6.77	3540	
PB-04	9/16/02	178	24.5	6.8	3770	
PB-04	10/17/02	194	23.8	7.1	3730	
PB-04 - Lab	10/16/02	226	31.4	7.67		3840

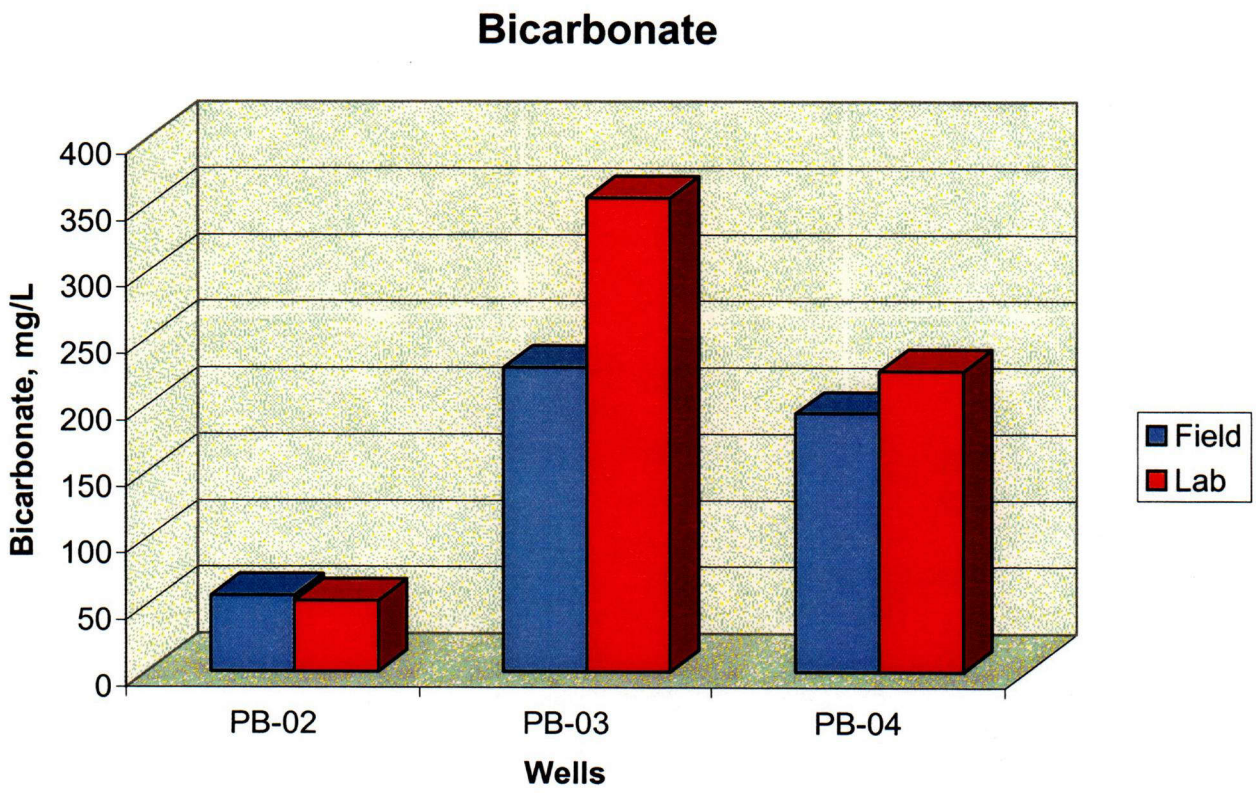

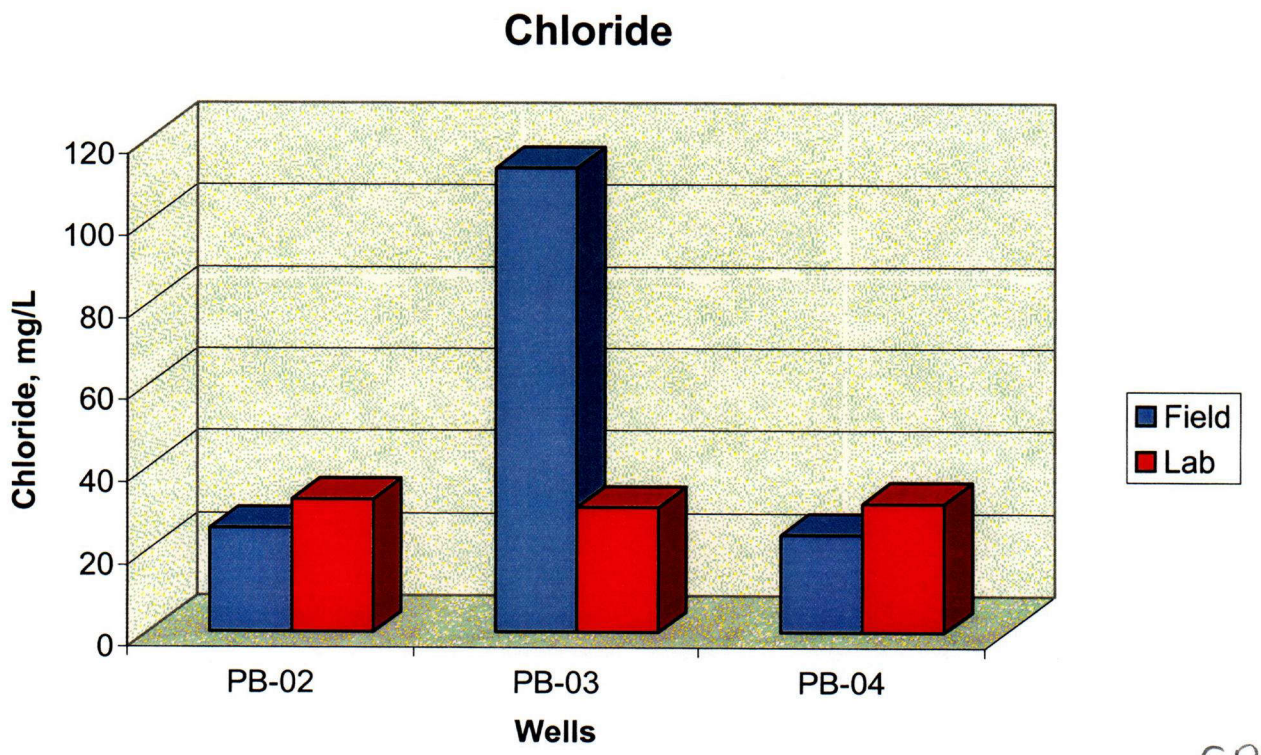

C01

FIGURE B-1
Comparison of
Field and Laboratory Analytical Results
For Bicarbonate and Chloride

L:\Work\32114\Proj\Annual-2002\Tables and Figures\Zone 3 Figs
PB Well Field Data - Graphs\PB Well Field Data - Graphs

LABORATORY ANALYTICAL REPORT

Client: United Nuclear Corporation
Project: EW-2-10-2002

Lab Order: C02100684
Report Date: 10/30/02

Lab ID: C02100684-001
Client Sample ID: PB-2
Matrix: AQUEOUS

Collection Date: 10/16/02 10:55
DateReceived: 10/18/02

Analyses	Result	Units	Qual	RL	MCL/ QCL	Method	Analysis Date / By
MAJOR IONS							
Bicarbonate as HCO3	53.1	mg/L		1.0		A2320 B	10/25/02 18:03 / nlm
Chloride	32.4	mg/L		1.0		A4500-Cl B	10/22/02 10:30 / jl
PHYSICAL PROPERTIES							
pH	7.25	s.u.		0.010		A2320 B	10/25/02 18:03 / nlm
Solids, Total Dissolved TDS @ 180 C	4070	mg/L		10		A2540 C	10/21/02 15:49 / bcs

Lab ID: C02100684-002
Client Sample ID: PB-4
Matrix: AQUEOUS

Collection Date: 10/16/02 11:20
DateReceived: 10/18/02

Analyses	Result	Units	Qual	RL	MCL/ QCL	Method	Analysis Date / By
MAJOR IONS							
Bicarbonate as HCO3	226	mg/L		1.0		A2320 B	10/25/02 18:11 / nlm
Chloride	31.4	mg/L		1.0		A4500-Cl B	10/22/02 10:30 / jl
PHYSICAL PROPERTIES							
pH	7.67	s.u.		0.010		A2320 B	10/25/02 18:11 / nlm
Solids, Total Dissolved TDS @ 180 C	3840	mg/L		10		A2540 C	10/21/02 15:49 / bcs

Report Definitions:
RL - Analyte reporting limit.
QCL - Quality control limit.
MCL - Maximum contaminant level.
ND - Not detected at the reporting limit.

LABORATORY ANALYTICAL REPORT

Client: United Nuclear Corporation
Project: EW-2-10-2002

Lab Order: C02100684
Report Date: 10/30/02

Lab ID: C02100684-003
Client Sample ID: PB-3
Matrix: AQUEOUS

Collection Date: 10/16/02 14:00
DateReceived: 10/18/02

Analyses	Result	Units	Qual	RL	MCL/ QCL	Method	Analysis Date / By
MAJOR IONS							
Bicarbonate as HCO3	356	mg/L		1.0		A2320 B	10/25/02 18:23 / nlm
Chloride	30.4	mg/L		1.0		A4500-Cl B	10/22/02 10:30 / jl
PHYSICAL PROPERTIES							
pH	7.84	s.u.		0.010		A2320 B	10/25/02 18:23 / nlm
Solids, Total Dissolved TDS @ 180 C	3190	mg/L		10		A2540 C	10/21/02 15:50 / bcs

Report Definitions:
RL - Analyte reporting limit.
QCL - Quality control limit.
MCL - Maximum contaminant level.
ND - Not detected at the reporting limit.

WELL PB-01

THIS PAGE IS AN OVERSIZED DRAWING OR FIGURE,

THAT CAN BE VIEWED AT THE RECORD TITLED:

UNITED NUCLEAR
PB1
(GEOPHYSICAL WELL LOG)

WITHIN THIS PACKAGE

NOTE: Because of this page's large file size, it may be more convenient to copy the file to a local drive and use the Imaging (Wang) viewer, which can be accessed from the Programs/Accessories menu.

PROJECT Church Rock Site HOLE SIZE 9 7/8" AIR X WATER HOLE NO. RB-1 South West

ELEVATION 6987.21 NORTH 77401.862 EAST 62064.9134 LOGGED BY Geophysical DATE 06/14/2002

SECTION 36 TOWNSHIP T17N RANGE R16W T.D. 180' P.D. 178'

ELECTRIC LOG	DEPTH	STRIP LOG	LITHOLOGY LOG
			Lt. Tan Silty Sandy Soil w/ minor coal, limonite, and white SS fragments
	5		Lt. Tan to Brown Silty Sandy Soil w/ limonite and Coal Fragments
	10		Lt. Tan to Brown Silty Sandy Soil w/ significant Fragments of limonitic SS and Coal fragments
	15		Lt. Tan to Brown Silty SS w/ minor limonitic SS and Coal Fragments
	20		Lt. Tan to Gray Silty Mudstone w/ Lt. Tan to white Silty SS
	25		Lt. Gray to white Fine gr. Silty SS w/ minor Limonitic SS & brown Silty SS
	30		Lt. Gray Silty SS + Mudstones w/ minor fragments of white SS, limonitic SS, and coal Fragments
	35		Lt. Gray Silty SS w/ significant limonitic stained fine gr. white SS
	40		Lt. Gray Fine gr. Silty SS w/ minor limonitic Stained Silty SS Metallic Copper fine grained - Pipe Dope?
	45		Lt. Gray to Tan Fine gr. Silty SS w/ stringers of carbonaceous material in Fine gr. Silty SS. Metallic Copper Fine Grained - Pipe Dope?
	50		Lt. Gray Silty Mudstone w/ significant Coal Fragments, minor limonitic fine gr. Silty SS
	55		Lt. Tan to Gray Silty Mudstones & fine gr. silty SS w/ minor white fine gr. SS, minor limonitic staining + Coal Fragments Metallic Copper fine gr. - Pipe Dope?
	60		Lt. Gray fine gr. Silty SS w/ coal fragments + minor muscovitic fine gr. Silty white SS Metallic Copper fine gr. - Pipe Dope
	65		Lt. Gray to white fine-med. gr. SS w/ Oil Staining, minor feldspar - Tan to Gray Siltstone
	70	--- Oil ---	Lt. Gray fine gr. Silty SS w/ oil Staining, Gray Siltstones + fine gr. white Silty SS
	75		Lt. Gray to white fine-med. gr. SS w/ Oil Staining, Tan to Gray fine gr. Silty SS + Mudstone minor limonitic Staining
	80		Lt. Gray fine gr. Silty SS w/ minor Oil + Limonitic Staining, small fragments of coal + dk. gray mudstones
	85		Lt. Gray to Tan fine gr. Silty SS w/ minor oil staining + Limonitic Staing, Coal fragments w/ dk. gray mudstone or shale
	90		Lt. Gray to white fine gr. Silty SS w/ minor coal fragments + oil staining
	95		Lt. Gray Shale or mudstone
			Lt. Gray to white Fine gr. Silty SS
	100		"Hole Stuff" Lt. Gray to white Fine gr. Silty SS. Oil staining, grass material, Copper Pipe Dope?
	105		Lt. Gray fine gr. Silty SS. w/ oil Staining + coal fragments, minor shale or mudstones Hole continues to Stuff or Backwash
	110		

PROJECT Church Rock Site HOLE SIZE 9 7/8" AIR X WATER HOLE NO. PB-1 South West

ELEVATION 6987.21 NORTH 77401.862 EAST 62064.9134 LOGGED BY Geophysical DATE 06/14/2002

SECTION 36 TOWNSHIP T17N RANGE R16W T.D. 180' P.D. 178'

ELECTRIC LOG	DEPTH	STRIP LOG		LITHOLOGY LOG
				Lt. Gray Fine gr. Silty SS w/ minor oil staining + white Fine gr. Silty SS w/ minor muscovite
	115			Oil Lt. Gray to white Fine-med gr. Silty SS w/ major oil staining
				Circulation Loss
	120		oil	Lt. Gray Fine gr. Silty SS w/ oil Staining + coal fragments, Hole Stuff + Circulation Loss, minor dk gray shale
	125		oil	Lt. Gray Silty Shale w/ Med gr. quartz SS w/ heavy oil staining minor coal, and fine gr. white silty SS
	130			Lt. Gray Silty Shale w/ minor white fine gr. silty SS, coal, oil stained SS
	135	Gallup Zone 3	SS	Lt. Gray to white fine-coarse gr. Qtz SS/w minor muscovite + feldspar, minor coal + shale fragments
	140			Lt. Gray to white med.-coarse gr. Qtz SS w/ 5% feldspar, minor coal fragments + gray shale
	145			Lt. Gray to white med-coarse gr. Qtz SS w/ 3-5% feldspar, w minor coal fragments + dk. gray shale
	150			Lt. Gray to white fine-coarse gr. Qtz SS w/ minor feldspar minor coal + shale fragments
	155			Lt. Gray to white med-coarse gr. Qtz SS w/ less 5% feldspar, minor coal fragments
	160			Lt. Gray to white fine-coarse gr. Silty Qtz SS w/ minor feldspar
	165			Lt. Gray med-coarse gr. Qtz SS w/ less than 3% feldspar
	170			Lt. Gray med-coarse gr. Qtz. SS/w 5% feldspar
	175			Lt. Gray med-Coarse gr. Qtz. SS/w less than 5% feldspar
	180	TD		Coal + Dk. gray Shale

U. CHURCHROCK WATER WELL INSTALLA N

WELL NO. PB-1

LOCATION - SECTION 36 T 17N , R 16W
COORDINATES - N77413.0382, E62065.0165
ELEVATIONS - GROUND 6986.85 TOP OF PIPE 6987.62
DEPTH DRILLED 180'
DEPTH CASED 178'
DEPTH TO WATER 150.5'

DRILLER Boart Longyear
DRILLING METHOD Rotary with Water
DRILLING MUD None
GEOPHYSICAL LOGS E-Log - Gamma, Resistance, Self Potential
DEVELOPMENT Air lift & Pump

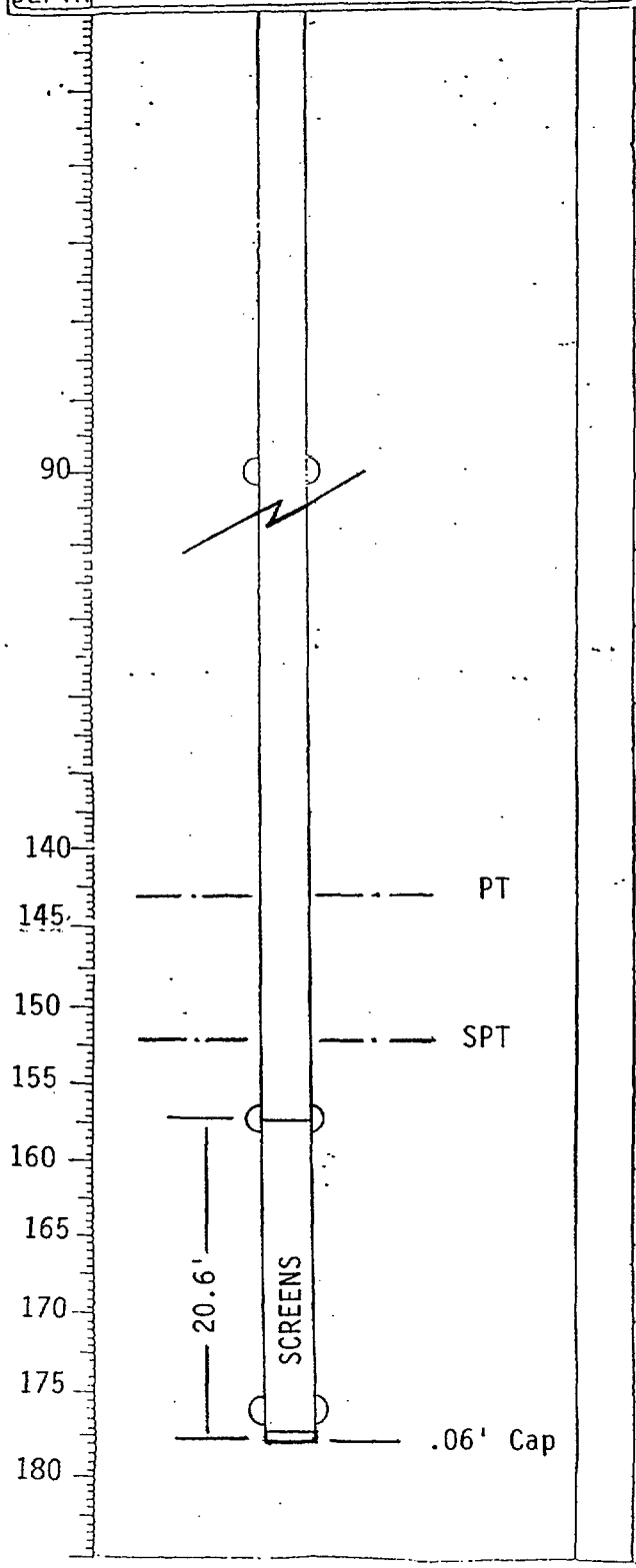

LITHOLOGY LOG

-Centralizer

PT- Pellet Top
SPT- Sand Pack Top Sieve

WELL CONSTRUCTION & COMPLETION REPORT

Property Name: Church Rock Site

Well Name: PB-1

Status or Function of Well as of 06/14/2002 (Date): Completed Imstallation ready for development.

Well Location: N 77401.862 Driller Boart Longyear

E 62064.9137

Collar Elev. 6987.21

Cored Hole: Interval _____ Disposition _____

Geophysical Logs:

Natural Gamma	Yes
Resistance	Yes
Self Potential	Yes
Caliper	No
Spinner	No
Drift	No
Other	

Basic Well Construction:

Telescoping Screen	
Gravel Pack	Yes
Perforation	
Underreamed	
Cement Basket & Screen on Casing	
Open Hole	
Other	

Basic Lithology: Sandstones, Mudstones, Shales, Carbonaceous Shales, and Coal

Basic Mineralization: Minor Oil

Static Water Level: _____

Well Total Depth (or elevation)	6807.21'
Casing Depth (elevation)	6809.21'
Screen Interval (elevation)	6829.81' - 6809.8'
Perforated Interval	157.4' - 177.4'
Underreamed Interval	
Open Hole Interval	
Gravel Packed Interval	152' - 180'
Cemented Interval	
Location of Centralizers	90', 158', 178'
Depth (or elevation) of packer	
Depth (or elevation) of wash plug	
Depth (or elevation) of bottom of screen string	177.4'
Depth (or elevation) of cement basket	

Hole: Method Rotary w/ Clear Water

Diameter 9 7/8" From 0' To 180'

From To

Fluid if Any Water Only

Casing: Material PVC sch. 40 Certilock

Dimensions ID 4.45"
OD 4.96"
Joints Flared w/ locking Splines
Centralizers 5" opened to 10"

Cement: Method

Done By

Description of Mixture

Screen: Construction & Material Sch. 40 PVC Certilock Casing

Nominal 5" ID 4.45" OD 4.97"

Length 20'
Slot Size .032"
Open Area/Ft 15.4 sq.in./ft.
Other Material Associated with Screen Slip fit with splines hammered into locking grooves. Joints flared Down Hole.

Peforations:

Underream:

Slotted Casing:

Gravel: Size 10 X 20 Amount 50 lb./ Bag - 28 Bags Used

Method of Completion & Description: Rotary hole 9 7/8" drilled and logged. Screen centrlizers, and casing hung in Hole. Screen washed, screen gravel packed, and betonite pellets placed. Annulus mud of 60 vis. or higher filled to ground level. 6 Buckets of pellets used.

WELL PB-02

THIS PAGE IS AN OVERSIZED DRAWING OR FIGURE,

THAT CAN BE VIEWED AT THE RECORD TITLED:

UNITED NUCLEAR
PB2
(GEOPHYSICAL WELL LOG)

WITHIN THIS PACKAGE

NOTE: Because of this page's large file size, it may be more convenient to copy the file to a local drive and use the Imaging (Wang) viewer, which can be accessed from the Programs/Accessories menu.

D-2

PROJECT Church Rock Site HOLE SIZE 9 7/8" AIR X WATER HOLE NO. PB-2

ELEVATION 6987.31 NORTH 77623.56 EAST 62094.84 LOGGED BY South West Geophysical DATE 06/18/2002

SECTION 36 TOWNSHIP T17N RANGE R16W T.D. 194' P.D. 193'

ELECTRIC LOG	DEPTH	STRIP LOG	LITHOLOGY LOG
			Lt. Brown Silty Soil w/ Lt. gray fine gr. Silty SS Cobbles
	5		Lt. Brown-Tan Silty Soil w/ Lt. gray fine gr. Silty SS cobbles
	10		Lt. Brown Silty Soil
	15		Lt. Brown silty SS w/ Lt. tan to white fine gr. Silty SS, minor limonitic staining
	20		Lt. Brown to Tan fine gr. Silty SS w/ moderate limonitic staining
	25		Lt. Brown to Tan fine gr. Silty SS/w heavy limonitic staining
	30		Lt. Brown to Lt. Gray fine gr. Silty SS/w heavy limonitic staining
	35		Lt. Brown to Lt. Gray fine gr. Silty SS/w moderate limonitic staining, Dk Gray shale, minor coal
	40		Lt. Gray fine gr. Silty SS + Lt Gray Shales or mudstone - limonitic staining on some SS
	45		Lt. Gray fine gr. Silty SS w/minor muscovite and minor limonitic staining
	50		Lt. Gray fine gr. Silty SS w/ dark gray shale
	55		Dk gray Shale w/ Lt. gray to white fine gr. silty SS
	60		Lt. Gray fine gr. Silty SS w/dark gray shale, minor coal fragments
	65		Lt. Gray Shale + Lt. Gray fine gr. Silty SS w/major coal fragments
	70		Lt. Gray fine gr. Silty SS + Lt. Gray Silty shale
	75		Lt. Gray to white fine-med gr. Silty SS w/ minor oil staining
	80	Oil	Lt. Gray to white fine-med. gr. Silty SS w/minor oil staining, coal fragments, and dk. gray shale
	85		Lt. Gray to white fine-med. gr. Silty SS w/ oil staining
	90		Lt. Gray to white fine-med. gr. Silty SS w/ oil staining, dk. gray shale - minor coal
	95		Lt. Gray to white fine-med gr. Silty SS w/ oil staining, coal fragments dk gray shale
	100		Lt. Gray to dk gray shale w/ coal
	105		Metallic Copper - Pipe Dope? Lt. Gray to white fine gr. Silty SS w/ shale + coal fragments
	110		

PROJECT Church Rock Site HOLE SIZE 9 7/8" AIR X WATER HOLE NO. SPB-2 South West

ELEVATION 6987.31 NORTH 77623.56 EAST 62094.84 LOGGED BY Geophysical DATE 06/18/2002

SF ON 36 TOWNSHIP T17N RANGE R16W T.D. 194' P.D. 193'

ELECTRIC LOG	DEPTH	STRIP LOG		LITHOLOGY LOG
				Lt. gray to white fine gr. Silty SS w/ minor dk gray shale
	115	oil		Lt. gray to white fine gr. Silty SS w/ oil staing + gray shale
	120			Lt. gray to white fine gr. Silty SS w/ minor gray siltstone-shales
	125			Lt. gray to white fine gr. Silty SS w/ minor gray shale
	130			Lt. gray to white fine gr Silty SS w/ moderate oil staining
	135			Lt. gray to white fine gr. Silty SS w/ minor oil staing + dk gray shale
	140	Gallup zone	SS 3	Lt. gray to white fine gr. Silty SS w/ minor oil, shale, and coal fragments
	145			Lt. gray very fine gr Silty SS w/ minor coal + shale
	150			Lt. gray very fine gr. Silty SS + Lt. gray silty Shale-mudstone, w/ minor coal
	155			Metallic Copper-Pipe Pipe? Lt. gray fine gr. - coarse Qtz SS w/ gray shale + Coal
	160			Lt gray med-very coarse Qtz. SS w/ minor feldspar
	165			Lt. gray med-very coarse Qtz. SS w/ 3-5% feldspar
	170			Lt. gray med-very Coarse Qtz SS w/ 5%+ feldspar
	175			Lt. gray med-very Coarse Qtz. SS w/ 3-5% feldspar, minor coal fragments
	180			Lt. gray med-very Coarse Qtz. SS w/ 3-5% feldspar + minor coal
	185			white to Lt. Gray very fine to very coarse Qtz. SS w/ minor coal
	190			Coal approx. 191-193'
	194.5			Dk Gray Shale

U CHURCHROCK WATER WELL INSTALLA N

WELL NO. PB-2

LOCATION - SECTION 36 T 17N , R 16W
COORDINATES - N77623.5558, E62094.8361
ELEVATIONS - GROUND 6987.31 TOP OF PIPE 6989.705
DEPTH DRILLED 194'
DEPTH CASED 188'
DEPTH TO WATER

DRILLER Boart Longyear
DRILLING METHOD Rotary w/ water
DRILLING MUD None
GEOPHYSICAL LOGS E-Log Gamma, Resistance, Self Potential
DEVELOPMENT Air Lift Pump

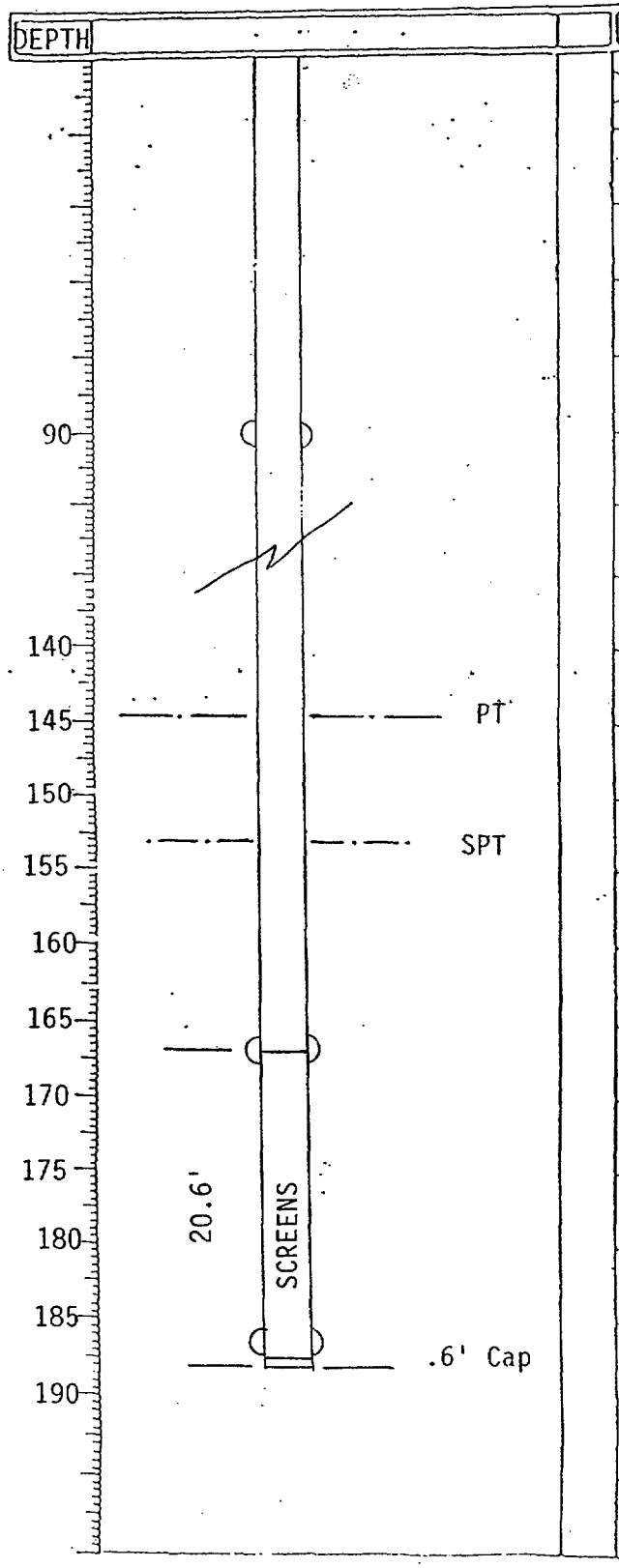

LITHOLOGY LOG

-Centralizer

PT- Pellet Top
SPT- Sand Pack Top Sieve

WELL CONSTRUCTION & COMPLETION REPORT

Property Name: Church Rock Site

Well Name: PB-2

Status or Function of Well as of 06/19/2002 (Date): Completed

Well Location: N 77623.5558 Driller: Boart Longyear

E 62094.8361

Collar Elev. 6987.31

Cored Hole: Interval _____ Disposition _____

Geophysical Logs:

Natural Gamma	Yes
Resistance	Yes
Self Potential	Yes
Caliper	No
Spinner	No
Drift	No
Other	

Basic Well Construction:

Telescoping Screen	
Gravel Pack	Yes
Perforation	
Underreamed	
Cement Basket & Screen on Casing	
Open Hole	
Other	

Basic Lithology: Sandstones, Mudstones, Shales, Carbonaceous Shales, and Coal

Basic Mineralization: Minor Oil

Static Water Level: _____

Well Total Depth (or elevation)	6793.31'
Casing Depth (elevation)	6799.31'
Screen Interval (elevation)	6779.91' - 6799.91'
Perforated Interval	167.4' - 187.4'
Underreamed Interval	
Open Hole Interval	
Gravel Packed Interval	153' - 188'
Cemented Interval	
Location of Centralizers	90' - 168' - 187'
Depth (or elevation) of packer	
Depth (or elevation) of wash plug	
Depth (or elevation) of bottom of screen string	187.4'
Depth (or elevation) of cement basket	

Hole: Method Rotary w/ Clear Water

Diameter 9 7/8" From 0' To 194'

From To

Fluid if Any Water Only

Casing: Material PVC Sch. 40 Certilock Casing

Dimensions ID 4.45"
OD 4.96"
Joints FLared w/Locking Splines
Centralizers

Cement: Method

Done By

Description of Mixture

Screen: Construction & Material Sch. 40 PVC Certilock Casing

Nominal 5" ID 4.45" OD 4.97"

Length 20'
Slot Size .032"
Open Area/Ft 15.4 sq.in./ft.
Other Material Associated with Screen Slip fit with splines hammered into locking grooves. Joints flared Down Hole.

Peforations:

Underream:

Slotted Casing:

Gravel: Size 10 X 20 Amount 50 lb./Bag - 26 bags Used

Method of Completion & Description: Rotary hole 9 7/8" drilled and logged. Screen centralizer, and casing hung in Hole. Screen washed, screen graveled packed, and betonite pellets placed. Annulus mud of 60 vis. or higher filled to gravel level. 4 Buckets of pellets used.

WELL PB-03

THIS PAGE IS AN OVERSIZED DRAWING OR FIGURE,

THAT CAN BE VIEWED AT THE RECORD TITLED:

UNITED NUCLEAR
PB3
(GEOPHYSICAL WELL LOG)

WITHIN THIS PACKAGE

NOTE: Because of this page's large file size, it may be more convenient to copy the file to a local drive and use the Imaging (Wang) viewer, which can be accessed from the Programs/Accessories menu.

PROJECT Church ROck Site HOLE SIZE 9 7/8" AIR X WATER HOLE NO. PB-3

ELEVATION 6987.5 NORTH 77727.4217 EAST 62104.2345 LOGGED BY South West Geophysical DATE 06/22/2002

SECTION 36 TOWNSHIP 17N RANGE 16W T.D. 199' P.D. 198'

ELECTRIC LOG	DEPTH	STRIP LOG	LITHOLOGY LOG
			Lt. Brown Silty Soil w/ minor SS cobbles
	5		Lt. Brown Silty Soil w/ minor cobbles
	10		Lt. Brown Silty Soil w/ minor cobbles
	15		Lt. Brown to Gray Silty Sandy Soil w/ Lt. Gray fine gr. Silty SS fragments
	20		Lt. Gray Silty Sandy Soil w/ Lt. Gray to white fine gr. Silty SS fragments minor coal frags
	25		Lt. Gray fine gr. Silty SS w/ Lt. Gray to white fine gr. Silty SS fragments minor shale + coal fragments - limonitic staining on SS
	30		Lt. Gray fine gr Silty SS w/ Lt. Gray to white fine gr. Silty SS w/ limonitic staining - shale + minor coal
	35		Lt. Gray fine gr. Silty SS w/ Lt. Gray to white fine gr. Silty SS w/ limonitic staining - minor shale + coal
	40		Lt. Gray to white fine gr. Silty SS w/ limonitic staing, shale + coal fragments
	45		Lt. Gray to white fine gr. Silty SS w/ minor limonitic staining
	50		Lt. Gray to white fine gr. Silty SS w/ limonitic staining
	55		Lt. Gray fine gr. Silty SS w/ limonitic staining on fine gr. white SS, coal fragments + Shale fragments
	60		Lt. Gray fine gr. Silty SS w/ limonitic stained fragments + Sm. coal/shale fragments
	65		Lt. Gray fine gr. Silty SS w/ limonitic staining minor shale + coal
	70		Lt. Gray shale w/ Lt. Gray fine gr. Silty SS + minor coal
	75		Lt. Gray fine gr. Silty SS + Lt. Gray Shale
	80		Lt. Gray fine-med. gr. Silty SS w/ limonitic staining
	85		Lt. Gray fine-med. gr. Silty SS w/ oil staining
	90	oil	Lt. Gray fine-med. gr. Silty SS w/ minor oil staining + coal fragments
	95		Lt. Gray fine-med gr. Silty SS w/ Oil Staining
	100		Lt. Gray shale w/ Lt. gray fine gr Silty SS, minor limonitic + oil staining
	105		Lt. Gray Shale w/ coal + minor oil staining
	110		

PROJECT Church Rock Site HOLE SIZE 9 7/8" AIR X WATER HOLE NO. PB-3

ELEVATION 6987.5 NORTH 77727.4217 EAST 62104.2345 LOGGED BY South West Geophysical DATE 06/22/2002

SECTION 36 TOWNSHIP 17N RANGE 16W T.D. 199' P.D. 198'

ELECTRIC LOG	DEPTH	STRIP LOG		LITHOLOGY LOG
				Lt. Gray fine gr. Silty SS w/ Dk Shale + minor oil staining + coal fragments
	115			Lt. Gray fine gr. Silty SS w/ minor coal
	120			Lt. Gray fine gr. Silty SS w/ oil staining + Gray shale
	125			Lt. Gray fine gr. Silty SS w/ minor oil staining
	130			Lt Gray fine gr. Silty SS w/ moderate oil staining + minor shale
	135			Lt. Gray fine gr. Silty SS w/ heavy oil staining + minor dk gray shale
	140			Lt. Gray to white fine gr. Silty SS w/ minor oil staining
	145			Lt. Gray fine gr. Silty SS + Lt. Gray fine-med. gr. Qtz. SS w/ oil staining + Dk Gray Shale, Coal fragments
	150	Gallup zone	SS 3	Lt. Gray fine to med. gr. Silty SS w/ minor oil staining + coal
	155			Lt. Gray to white fine gr. Silty SS + Dk. Gray Shale
	160			Lt. Gray to white fine gr. Silty SS Lt. Gray med-coarse gr. Qtz SS w/ dark gray shale
	165			Lt. Gray to white fine gr. Silty SS + Lt. Gray med to very coarse gr. Qtz w/ minor feldspar + Dk Shale
	170			Lt. Gray fine to med. gr. Silty SS + Lt. Gray med to very coarse Qtz SS w/ minor feldspar + Dk Carbonaceous Shale
	175			Lt. Gray fine to med. gr. Silty SS + Lt. Gray med to very course Qtz SS w/ 1-3% Feldspar + Gray Silty Shale
	180			Lt. Gray med to very coarse gr. Qtz SS w/ minor feldspar
	185			Lt. Gray very coarse Qtz SS
	190			Lt. Gray fine gr. to very coarse Silty SS + Qtz SS
	195			Coal 196'-197'? w/ dk Gray Shale
		TD	199'	Lt. Gray Shale w/ coal

U. CHURCHROCK WATER WELL INSTALLA N

WELL NO. PB-3

LOCATION - SECTION 36 T 17N, R 16W
COORDINATES - N77727.4217, E62104.2345
ELEVATIONS - GROUND 6987.5' TOP OF PIPE 6990.1581
DEPTH DRILLED 199'
DEPTH CASED 193'
DEPTH TO WATER

DRILLER BOart Longyear
DRILLING METHOD Rotary w/ water
DRILLING MUD Water
GEOPHYSICAL LOGS E-log Gamma, Resistance, Self Potential
DEVELOPMENT Air Lift pump

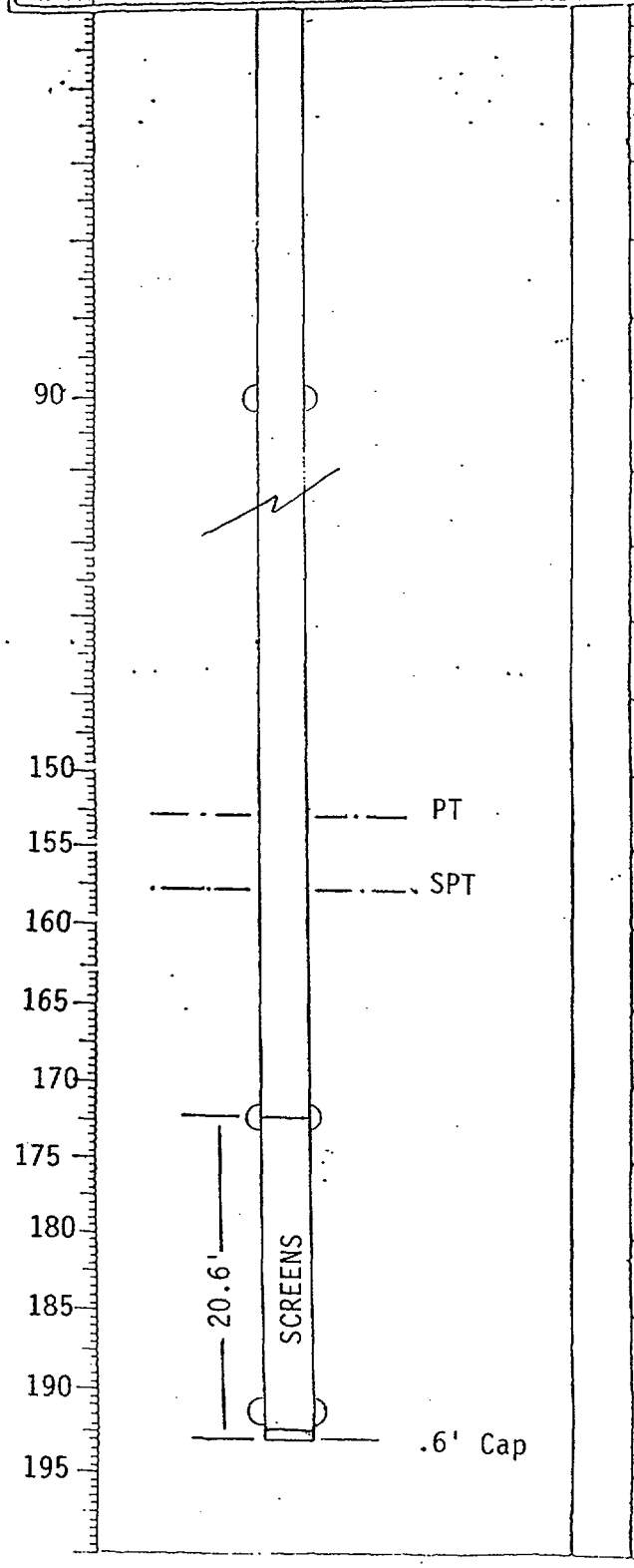

LITHOLOGY LOG

-Centralizer

PT- Pellet Top
SPT- Sand Pack Top Sieve

WELL CONSTRUCTION & COMPLETION REPORT

Property Name: Church Rock Site

Well Name: PB-3

Status or Function of Well as of 06/22/2002 (Date): Completed

Well Location: N 77727.4217 Driller BOart Longyear

E 62104.2345

Collar Elev. 6987.50

Cored Hole: Interval _____ Disposition _____

Geophysical Logs:

Natural Gamma	Yes
Resistance	Yes
Self Potential	Yes
Caliper	No
Spinner	No
Drift	No
Other	

Basic Well Construction:

Telescoping Screen	
Gravel Pack	Yes
Perforation	
Underreamed	
Cement Basket & Screen on Casing	
Open Hole	
Other	

Basic Lithology: Sandstones, Mudstones, Shales, Carbonaceous Shale, and Coal

Basic Mineralization: Minor Oil

Static Water Level: _____

Well Total Depth (or elevation)	6788.5'
Casing Depth (elevation)	6794.5'
Screen Interval (elevation)	6773.9' - 6793.9'
Perforated Interval	172.4' - 192.4'
Underreamed Interval	
Open Hole Interval	
Gravel Packed Interval	158' - 193'
Cemented Interval	
Location of Centralizers	90' - 173' - 193'
Depth (or elevation) of packer	
Depth (or elevation) of wash plug	
Depth (or elevation) of bottom of screen string	
Depth (or elevation) of cement basket	

Hole: Method Rotary w/ Clear Water

Diameter 9 7/8" From 0' To 193'

From To

Fluid if Any Water Only

Casing: Material

Dimensions ID 4.45"
OD 4.96"
Joints FLared w/Locking Splines
Centralizers 5" opened to 10"

Cement: Method

Done By

Description of Mixture

Screen: Construction & Material Sch. 40 PVC Certilock Casing

Nominal 5" ID 4.45" OD 4.97"

Length 20'
Slot Size .032"
Open Area/Ft 15.4 sq.in./ft.
Other Material Associated with Screen Slip fit with splines hammered into locking grooves. Joints flared Down Hole.

Peforations:

Underream:

Slotted Casing:

Gravel: Size 10 X 20 Amount 50 lb./ Bag - 20 Bags Used

Method of Completion & Description: Rotary hole 9 7/8" drilled and logged. Screen centralizer, and casing hung in Hole. Screen washed, screen graveled packed, and betonite pellets placed. Annulus mud of 60 vis. or higher filled to gravel level.
3 Bag Pellets used to fill over drill prior to casing.
3 Bag pellets to seal Gravel Pack, Gravel Pack trim lined in.

WELL PB-04

THIS PAGE IS AN OVERSIZED DRAWING OR FIGURE,

THAT CAN BE VIEWED AT THE RECORD TITLED:

UNITED NUCLEAR
PB4
(GEOPHYSICAL WELL LOG)

WITHIN THIS PACKAGE

NOTE: Because of this page's large file size, it may be more convenient to copy the file to a local drive and use the Imaging (Wang) viewer, which can be accessed from the Programs/Accessories menu.

D-4

PROJECT Church Rock Site HOLE SIZE 9 7/8" AIR X WATER HOLE NO. PB-4

ELEVATION 6987.45 NORTH 77675.3395 EAST 62100.2226 LOGGED BY Geophysical South West DATE 06/24/2002

SECTION 36 TOWNSHIP 17N RANGE 16W T.D. 199' P.D. 198'

ELECTRIC LOG	DEPTH	STRIP LOG	LITHOLOGY LOG
			Lt. Brown Silty Soil w/minor ss cobbles
	5		Lt. Brown Silty Soil w/minor ss cobbles
	10		Lt. Brown Silty Sandy Soil w/subangular fine gr. white silty SS
	15		Lt. Brown Silty Sandy Soil w/minor fine gr. white Silty ss
	20		Lt. Brown Silty Sandy Soil
	25		Lt. Brown fine gr. Silty SS w/minor limonitic fine gr. silty SS + white fine gr. Silty
	30		Lt. Brown fine gr. Silty SS w/ limonitic-Hematitic stained fine gr. white silty SS fragments
	35		Lt. Brown fine gr. Silty SS + Tan mudstone w/dk Gray Shale
	40		Lt. Brown fine gr. Silty SS + Tan mudstone w/dk Gray shale
	45		Lt. Brown fine gr. Silty SS w/minor Limonitic Stained fine gr. Silty SS + dk. Gray Mudstone
	50		Lt. Gray fine gr. Silty SS w/ limonitic stained fine gr. Silty SS
	55		Lt. Gray to white fine gr. Silty SS
	60		Lt. Gray fine gr. Silty SS-Dk. Gray Shale, Dk Brown Mudstones w/ minor coal fragments
	65		Lt. Gray to white fine gr. Silty SS w/ Dk Gray Shale
	70		Lt. Gray fine gr. Silty SS w/ minor coal + Shale
	75		Lt. Gray fine gr. Silty SS
	80		Lt. Gray to Dk. Gray fine gr. Silty SS w/minor coal + Shale
	85		Lt. Gray to white fine gr. Silty SS w/ oil Staining + minor dk gray shale
	90	Oil	Lt. Gray fine gr. Silty SS w/oil Staining
	95		Lt. Gray fine gr. Silty SS w/ minor oil Staining
	100		Dk Gray Shale w/ coal, oil stained fine gr. Silty SS
	105		Lt. Gray to Dk Gray Shale w/ coal fragments
	110		

PROJECT Church Rock Site HOLE SIZE 9 7/8" AIR X WATER HOLE NO. PB-4

ELEVATION 6987.45 NORTH 77675.3395 EAST 621000.2226 LOGGED BY South West Geophysical DATE 06/24/2002

SECTION 36 TOWNSHIP 17N RANGE 16W T.D. 199' P.D. 198

ELECTRIC LOG	DEPTH	STRIP LOG		LITHOLOGY LOG
				Lt. Gray to white fine gr. Silty SS w/ oil staining, Lt. gray shale-minor
	115			Lt. Gray to white fine gr. Silty SS w/ minor oil Staining & minor gray shale
	120			Lt. Gray to white fin gr. Silty SS w/ minor gray shale & very minor oil staining
	125			Lt. Gray fine gr. Silty SS w/ oil staining
	130			Lt. Gray fine gr. Silty SS w/ oil Staining
	135			Lt. Gray fine gr. Silty SS w/ oil Staining
	140			Lt. Gray fine gr. Silty SS w/ oil staining + minor thin layers white fine gr. silty SS
	145			Lt. Gray shale w/ minor oil stained fine gr. SS, coal, + white fine gr. Silty SS
	150			Lt. Gray to Dk Gray shale w/ white fine gr. Silty SS
	155	Gallup Zone	SS 3	Lt. Gray fine gr. Silty SS w/ minor shale
	160			Lt. Gray med.-coarse gr. Qtz. SS w/ minor feldspar + minor coal fragments
	165			Lt. Gray med.-very coarse gr. Qtz SS w/ 1-3% feldspar + minor coal
	170			Lt. Gray med.-very coarse gr. Qtz. SS w/ 3-5% feldspars
	175			Lt. Gray med-very coarse gr. Qtz. SS w/ 1-3% feldspar
	180			Lt. Gray med-very coarse gr. Qtz SS w/ minor feldspar + gray shale
	185			Lt. Gray med-very coarse gr. Qtz SS w/ minor feldspar + gray shale
	190			Coal 191-193
	195			Dk Gray Shale
	199'	TD		Dk Gray Shale

U CHURCHROCK WATER WELL INSTALLA N

WELL NO. PB-4

LOCATION - SECTION 36 T 17N, R 16W
COORDINATES - N77675.3395, E62100.226
ELEVATIONS - GROUND 6987.45 TOP OF PIPE 6990.0431
DEPTH DRILLED 199'
DEPTH CASED 191'
DEPTH TO WATER

DRILLER Boart Longyear
DRILLING METHOD Rotary w/ water
DRILLING MUD Water Only
GEOPHYSICAL LOGS E-Log Gamma Resistance, Self Potential
DEVELOPMENT Air Lifted & Pumped

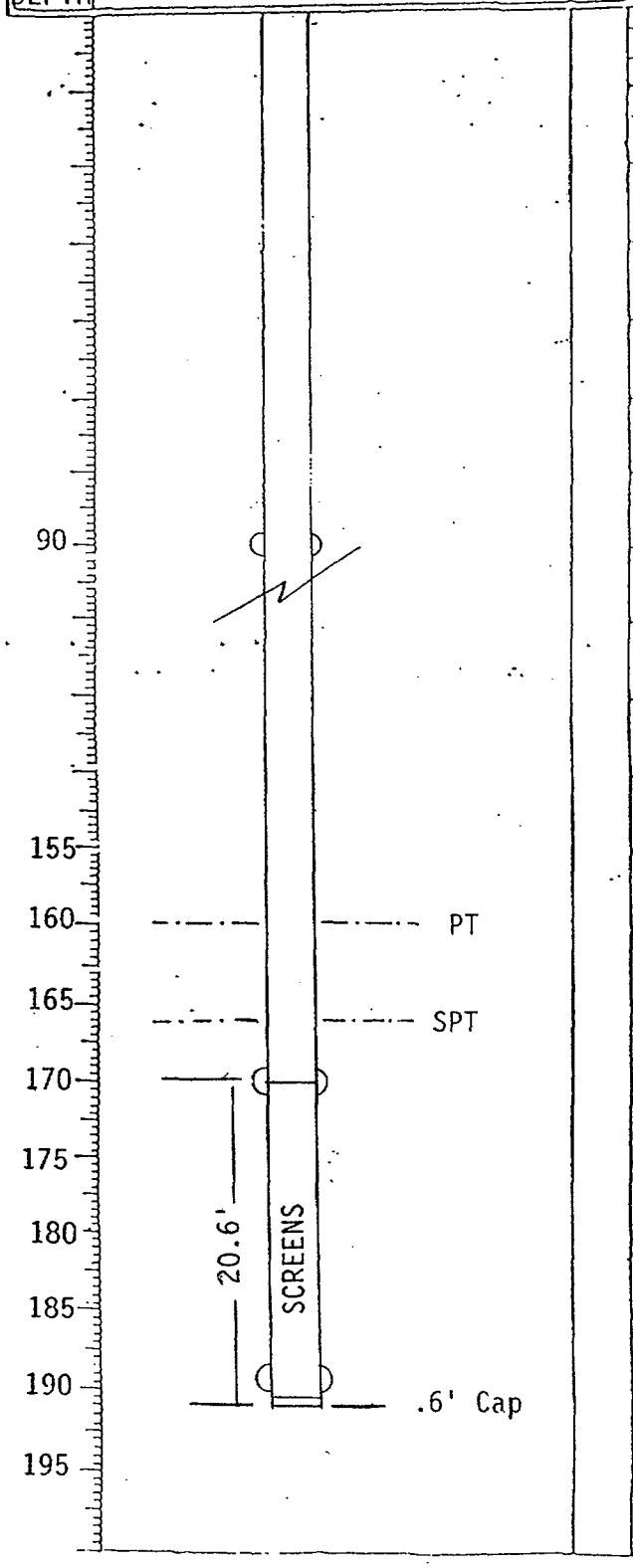

LITHOLOGY LOG

-Centralizer

PT- Pellet Top
SPT- Sand Pack Top Sieve

WELL CONSTRUCTION & COMPLETION REPORT

Property Name: Church Rock Site

Well Name: PB-4

Status or Function of Well as of 06/24/2002 (Date): Completed

Well Location: N 77675.3395 Driller Boart Longyear

E 62100.2226

Collar Elev. 6897.45

Cored Hole: Interval _____ Disposition _____

Geophysical Logs:

Natural Gamma	Yes
Resistance	Yes
Self Potential	Yes
Caliper	No
Spinner	No
Drift	No
Other	

Basic Well Construction:

Telescoping Screen	
Gravel Pack	Yes
Perforation	
Underreamed	
Cement Basket & Screen on Casing	
Open Hole	
Other	

Basic Lithology: Sandstones, Mudstones, Shales, Carbonaceous Shales, and Coal

Basic Mineralization: Minor Oil

Static Water Level: _____

Well Total Depth (or elevation)	6788.45'
Casing Depth (elevation)	6796.45'
Screen Interval (elevation)	6777.85' - 6795.85'
Perforated Interval	170.4' - 190.4'
Underreamed Interval	
Open Hole Interval	
Gravel Packed Interval	166' - 191'
Cemented Interval	
Location of Centralizers	90' - 170' - 190'
Depth (or elevation) of packer	
Depth (or elevation) of wash plug	
Depth (or elevation) of bottom of screen string	190.4'
Depth (or elevation) of cement basket	

Hole: Method Rotary w/ Clear Water

Diameter 9 7/8" From 0' To 199'

From To

Fluid if Any Water Only

Casing: Material PVC Sch. 40 Ceritlock

Dimensions ID 4.45"
OD 4.96"
Joints Flared w/ Locking Splines
Centralizers 5" opened to 10"

Cement: Method

Done By

Description of Mixture

Screen: Construction & Material Sch. 40 PVC Certilock Casing

Nominal 5" ID 4.45" OD 4.97"

Length 20'
Slot Size .032"
Open Area/Ft 15.4 sq.in./ft.
Other Material Associated with Screen Slip fit with splines hammered into locking grooves. Joints flared Down Hole.

Peforations:

Underream:

Slotted Casing:

Gravel: Size 10 X 20 Amount 50 lb./Bag - 17 Bags Used

Method of Completion & Description: Rotary hole 9 7/8" drilled and logged. Screen centralizer, and casing hung in Hole. Screen washed, screen graveled packed, and betonite pellets placed. Annulus mud of 60 vis. or higher filled to gravel level.

4 Bags Pellets used to fill over drill prior to casing.

3 Bags Pellets to seal Gravel Packed, Gravel Pack trim lined in.

FIGURE

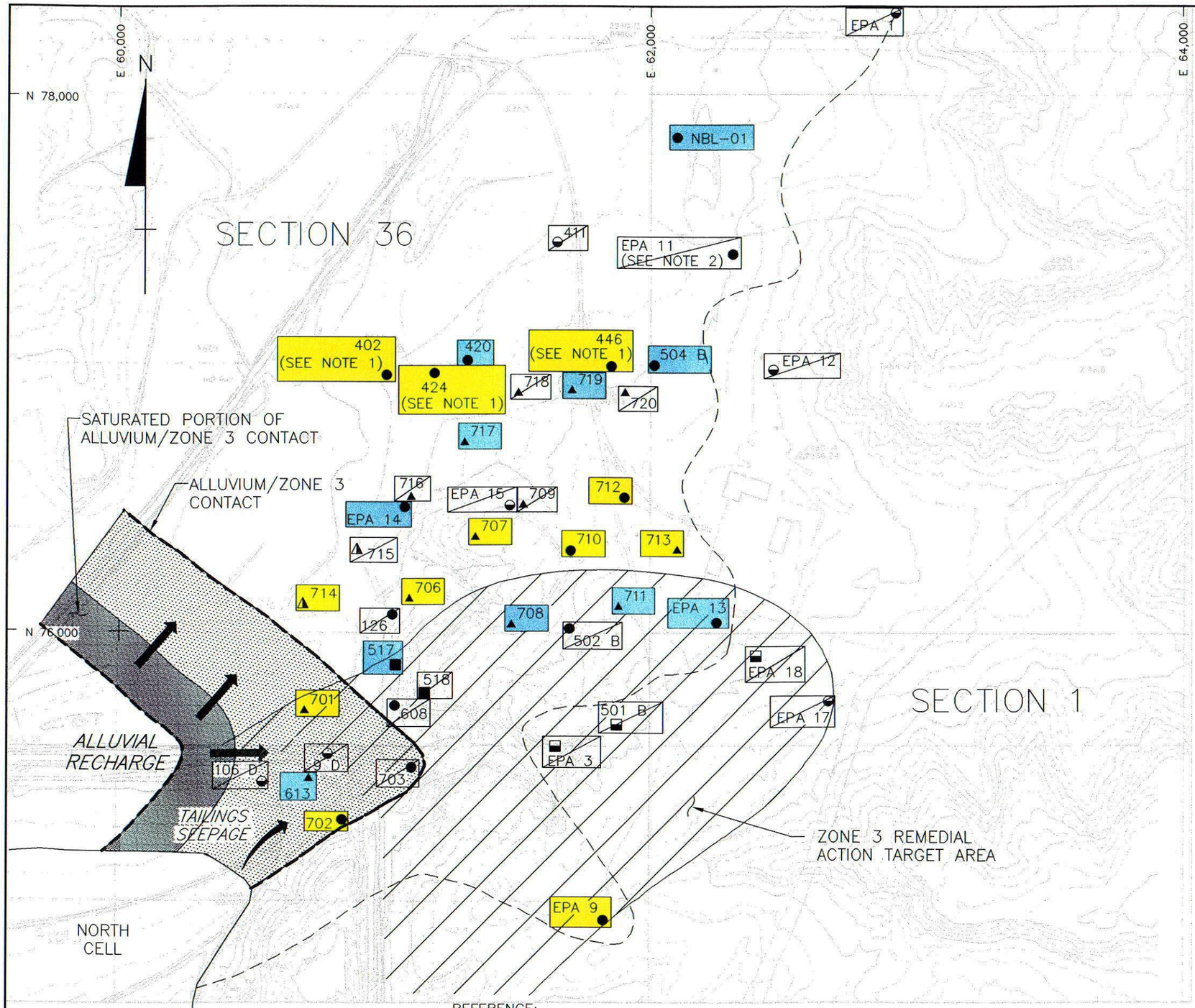

LEGEND:

708 ▲	EXTRACTION WELL LOCATION AND DESIGNATION
714 ◭	IDLE EXTRACTION WELL LOCATION AND DESIGNATION
420 ●	ZONE 3 MONITORING WELL LOCATION AND DESIGNATION (CONTAINS WATER)
EPA 17 ◒	ZONE 3 MONITORING WELL LOCATION AND DESIGNATION (DRY OR CONTAINS INSUFFICIENT WATER FOR SAMPLE COLLECTION)
518 ■	ZONE 3 POINT OF COMPLIANCE MONITORING WELL LOCATION AND DESIGNATION (CONTAINS WATER)
EPA 3 ⬓	ZONE 3 POINT OF COMPLIANCE MONITORING WELL LOCATION AND DESIGNATION (DRY OR CONTAINS INSUFFICIENT WATER FOR SAMPLE COLLECTION)
	WATER LEVEL MONITORING ONLY
	WATER LEVEL AND WATER QUALITY MONITORING
	ZONE 3 WELL DELETED FROM MONITORING PROGRAM

NOTES:

1. ZONE 3 WELL ADDED TO MONITORING PROGRAM.
2. WELL EPA 11 WAS NOT USABLE AS OF THIRD QUARTER 1990. THE WATER LEVEL DROPPED BELOW THE PUMP INTAKE. THE PUMP COULD NOT BE LOWERED BECAUSE IT IS CEMENTED IN THE WELL.

C02

FIGURE C-1

ZONE 3 2001 MONITORING WELL LOCATIONS

PREPARED FOR:

UNC MINING AND MILLING
GALLUP, NEW MEXICO

EARTH TECH

No.	DATE	ISSUE / REVISION	DWN. BY	CK'D BY	AP'D BY
1		ISSUED FOR 2001 ANNUAL REVIEW REPORT	MLS	KTS	SdP

B1256.DWG

REFERENCE:
TOPOGRAPHIC MAP OF SEC. 2, T16N, R16W N.M.P.M. & VICINITY PROVIDED BY UNITED NUCLEAR CORPORATION, GALLUP, N.M. DATED: 8-1-96. SCALE: 1" = 400'.

SCALE
400 0 400 FEET

1

TABLES

TABL 1

ZONE 3 DATA SUMMARY
1989 - 2002

General Notes:

1. NRC standard as listed in License Condition 30, Part B.
2. EPA standard as listed in Table 2, "Contaminant-Specific Groundwater ARARs" of the ROD (EPA, 1988).
3. Standards for TDS, sulfate and nitrate changed to reflect revised standards recommended in the NRC's 1996 evaluation of background water quality and documented in the January 6, 1998 letter from NMED to EPA.
4. NA - Not applicable.
5. "-" (hyphen) indicates that the concentration is less than the laboratory reporting limits. A hyphen for combined Ra-226 and Ra-228 indicates that at least one of these constituents was less than the laboratory reporting limits, which are 0.2 and 1.0 pCi/L, respectively.
6. All values that exceed the NRC and/or EPA standards are shaded.
7. Gross alpha value excludes contribution from radon and uranium.
8. "*" (Asterisk) indicates a Point of Compliance well.
9. Reporting limit for bicarbonate changed from 0.0 mg/L to 0.1 mg/L in fourth quarter 1997.
10. Reporting limit for cadmium changed from 0.01 mg/L to 0.005 mg/L after fourth quarter 1997. The analytical method changed from EPA 200.7 (ICP) to 200.8 (ICP.MS).
11. Well NBL-01 was installed in June 2001 in accordance with the agencies during the November 14-15, 2000 meeting. The well is monitored for water level and water quality beginning August 2001.

Specific Notes:

Well 502 B was eliminated from the monitoring program as of 2nd quarter 2000 in accordance with the Revised Monitoring Program.
Well 711 was added to the monitoring program to replace Well 502 B.
Well 708 is monitored for water level and water quality beginning 2nd quarter 2001.
Well 518 was eliminated from the monitoring program as of 2nd quarter 2000 in accordance with the Revised Monitoring Program.
Well EPA 9 is monitored for water level only beginning in 2nd quarter 2000.
Well EPA 13 was monitored for water level only from 2nd quarter 2000 through 1st quarter 2001. Well EPA 13 is monitored for water level and water quality beginning in 2nd quarter 2001.
Wells 402, 424, 446, 613, 701, 706, 707, 717, and 719 were added as water level monitoring wells as of 2nd quarter 2000.
Wells 717 and 719 are monitored for water quality and water level beginning 2nd quarter 2001.
Well 9 D contained insufficient water for sampling, 4th quarter 1992.
Well 106 D contained insufficient water for sampling, 3rd quarter 1991.
Well 501 B* contained insufficient water for sampling, 4th quarter 1993.
Well EPA 3* contained insufficient water for sampling, 1st quarter 1992.
The water level in EPA-11 fell below the pump inlet after 2nd quarter 1990. The pump is cemented in place and cannot be lowered.
Well EPA 12 contained insufficient water for sampling, 4th quarter 1992.
Well EPA 15 contained insufficient water for sampling, 1st quarter 1996.
Well EPA 17 contained insufficient water for sampling, 3rd quarter 1992.
Well EPA 18 contained insufficient water for sampling, 1st quarter 1995.
Well EPA 1 contained insufficient water for sampling, 1st quarter 1997.
Well 411 contained insufficient water for sampling, 2nd quarter 1998.

TABLE B.1
ZONE 3 DATA SUMMARY
1989-2002

Well Number	Date	Water Elevation (ft amsl)	Field pH (SU)	Lab pH (SU)	Lab TDS (mg/L)	Ca (mg/L)	Mg (mg/L)	Na (mg/L)	K (mg/L)	HCO3 (mg/L)	SO4 (mg/L)	Cl (mg/L)	NH4 as N (mg/L)	NO3 as N (mg/L)	Chloroform (mg/L)
NRC Standard		**NA**	**NA**	**NA**	**NA**	**NA**	**NA**	**NA**	**NA**	**NA**	**NA**	**NA**	**NA**	**NA**	**0.001**
EPA Standard		**NA**	**NA**	**NA**	**4,800**	**NA**	**NA**	**NA**	**NA**	**NA**	**2,125**	**250**	**NA**	**190**	**NA**
0009 D	7/18/1989	6,910.50	4.6	4.56	7,365	465	963	158	10.7	1	5,061	100	0.79	2.5	-0.001
0009 D	10/12/1989	6,908.00	4.4	4.1	8,276	439	1013	159	13.4	0	5,508	108	0.87	2.4	-0.001
0009 D	1/4/1990	6,902.30	4.4	4.04	8,330	431	940	160	10	0	5,597	94.4	0.6	0.55	-0.001
0009 D	4/10/1990	6,910.00	4.4	4.41	7,222	447	856	160	9.1	0	4,688	99.1	1.08	6.3	-0.001
0009 D	7/10/1990	6,904.10	4.4	4.14	8,932	473	1012	153	9.5	0	6,126	101	0.37	0.26	-0.001
0009 D	10/9/1990	6,903.70	4.3	4.21	9,372	435	1094	172	9.7	0	6,551	124	0.24	0.1	-0.001
0009 D	1/15/1991	6,902.30	4.5	4.37	7,769	469	887	159	11.6	0	5,383	113	0.65	0.12	-0.001
0009 D	4/9/1991	6,903.70	4.2	4.18	9,518	485	1106	163	10.7	0	6,305	80.2	1.04	0.39	-0.001
0009 D	7/9/1991	6,899.40	4.3	4.4	8,444	412	883	141	8.9	0	5,661	44.1	1.18	0.05	-0.001
0009 D	10/14/1991	6,899.30	4.1	4.35	8,946	363	717	160	8.3	0	5,904	191	2.3	-0.01	-0.001
0009 D	1/21/1992	6,898.60	4.3	4.31	8,112	444	1028	153	10.2	0	5,648	108	1.11	1.24	-0.001
0009 D	4/7/1992	6,897.80	4.3	4.09	8,533	426	767	185	11.5	0	5,628	124	1.31	-0.1	-0.001

TABLE B.1
ZONE 3 DATA SUMMARY
1989-2002

Well Number	Date	Al (mg/L)	As (mg/L)	Be (mg/L)	Cd (mg/L)	Co (mg/L)	Pb (mg/L)	Mn (mg/L)	Mo (mg/L)	Ni (mg/L)	Se (mg/L)	V (mg/L)	U (mg/L)	Ra-226+ Ra-228 (pCi/L)	Th-230 (pCi/L)	Pb-210 (pCi/L)	Gross Alpha (pCi/L)
NRC Standard		**NA**	**0.05**	**0.05**	**0.01**	**NA**	**0.05**	**NA**	**NA**	**0.05**	**0.01**	**0.1**	**0.3**	**5.0**	**5.0**	**1.0**	**15.0**
EPA Standard		**5.0**	**0.05**	**0.017**	**0.01**	**0.05**	**0.05**	**2.6**	**1.0**	**0.2**	**0.01**	**0.7**	**5.0**	**5.0**	**NA**	**NA**	**15.0**
0009 D	7/18/1989	43	-0.001	-0.05	-0.01	0.65	0.08	14	-0.1	0.86	-0.001	-0.1	0.0077	7.3	1.1	4.5	17.6
0009 D	10/12/1989	90	-0.001	-0.05	-0.01	0.94	0.37	17	-0.01	1.2	-0.001	-0.1	0.018	4.2	-0.02	1.5	3.5
0009 D	1/4/1990	96	-0.001	-0.05	0.01	1	0.14	18	-0.1	1.4	-0.001	-0.1	0.012	- 5.7	-0.2	6.7	1.9
0009 D	4/10/1990	46	-0.001	-0.05	0.01	0.75	0.12	15	-0.1	0.97	-0.001	-0.1	0.0395	4.9	-0.2	1.5	3
0009 D	7/10/1990	155	-0.001	-0.05	-0.01	0.83	0.13	19.3	-0.1	1.56	-0.001	-0.1	0.017	10.3	-0.2	-1	5
0009 D	10/9/1990	153	-0.001	-0.05	0.02	1.52	0.13	23	-0.1	2.13	-0.001	-0.1	0.0157	11.8	-0.2	1.6	4
0009 D	1/15/1991	50.4	-0.001	0.02	0.01	0.71	0.09	12.8	-0.1	0.88	-0.001	-0.1	0.0065	7.4	-0.2	2.7	6.2
0009 D	4/9/1991	115	-0.001	-0.05	0.02	0.83	0.13	13.1	-0.1	1.16	-0.001	-0.1	0.0098	13.1	1.2	-1	6
0009 D	7/9/1991	76.6	-0.001	0.02	0.01	0.79	-0.05	17	-0.1	1.09	-0.001	-0.1	0.0062	5.4	-0.2	-1	3
0009 D	10/14/1991	128	-0.001	-0.01	0.01	1.3	-0.05	22.1	-0.1	1.83	-0.001	-0.1	0.047	- 7.6	-0.2	-1	7
0009 D	1/21/1992	55.1	0.001	0.01	0.02	0.74	0.26	17.1	-0.1	1.07	0.02	-0.1	0.009	- 10.5	-0.2	-1	9.3
0009 D	4/7/1992	150	-0.001	0.04	-0.01	1.35	0.27	22	-0.1	1.78	-0.001	-0.1	0.022	24.1	-0.2	-1	15.8

TABLE B.1
ZONE 3 DATA SUMMARY
1989-2002

Well Number	Date	Water Elevation (ft amsl)	Field pH (SU)	Lab pH (SU)	Lab TDS (mg/L)	Ca (mg/L)	Mg (mg/L)	Na (mg/L)	K (mg/L)	HCO3 (mg/L)	SO4 (mg/L)	Cl (mg/L)	NH4 as N (mg/L)	NO3 as N (mg/L)	Chloroform (mg/L)
NRC Standard		**NA**	**NA**	**NA**	**NA**	**NA**	**NA**	**NA**	**NA**	**NA**	**NA**	**NA**	**NA**	**NA**	**0.001**
EPA Standard		**NA**	**NA**	**NA**	**4,800**	**NA**	**NA**	**NA**	**NA**	**NA**	**2,125**	**250**	**NA**	**190**	**NA**
0106 D	7/18/1989	6,909.10	4.2	4.66	4,068	476	425	113	17.3	2	2,928	45.7	1.12	67	-0.001
0106 D	10/11/1989	6,906.80	4.7	4.76	4,182	465	332	113	21.2	7	2,582	46.3	0.97	52	0.0033
0106 D	1/4/1990	6,905.90	4.3	4.37	4,150	466	339	110	16.4	0	2,502	47.5	0.86	56	0.0023
0106 D	4/10/1990	6,904.20	4.3	4.93	4,180	483	350	110	17	7	2,452	48.2	1.54	58	0.0019
0106 D	7/10/1990	6,903.20	4.6	4.76	4,259	455	332	99.4	15.1	9	2,439	44.2	0.14	64.3	0.0028
0106 D	10/9/1990	6,902.30	4.5	4.99	4,256	437	342	113	14.6	10	2,536	50	0.13	52	0.0096
0106 D	1/15/1991	6,902.40	4.8	6.35	4,121	545	383	112	13.3	65	2,563	56	0.12	57.5	0.01
0106 D	4/9/1991	6,903.00	5.2	6.69	4,014	591	380	117	11.6	125	2,481	55.3	0.1	67	0.0177
0106 D	7/9/1991	6,901.90	4.9	5.89	4,247	575	360	99	13.7	20	2,770	156	0.49	44.3	0.00622

TABLE B.1
ZONE 3 DATA SUMMARY
1989-2002

Well Number	Date	Al (mg/L)	As (mg/L)	Be (mg/L)	Cd (mg/L)	Co (mg/L)	Pb (mg/L)	Mn (mg/L)	Mo (mg/L)	Ni (mg/L)	Se (mg/L)	V (mg/L)	U (mg/L)	Ra-226+ Ra-228 (pCi/L)	Th-230 (pCi/L)	Pb-210 (pCi/L)	Gross Alpha (pCi/L)
NRC Standard		**NA**	**0.05**	**0.05**	**0.01**	**NA**	**0.05**	**NA**	**NA**	**0.05**	**0.01**	**0.1**	**0.3**	**5.0**	**5.0**	**1.0**	**15.0**
EPA Standard		**5.0**	**0.05**	**0.017**	**0.01**	**0.05**	**0.05**	**2.6**	**1.0**	**0.2**	**0.01**	**0.7**	**5.0**	**5.0**	**NA**	**NA**	**15.0**
0106 D	7/18/1989	8	-0.001	-0.05	-0.01	0.15	-0.05	12	-0.1	0.26	-0.001	-0.1	0.0029	13.9	4.5	2.2	22.5
0106 D	10/11/1989	6.5	-0.001	-0.05	0.005	0.16	0.06	12	0.06	0.25	0.031	-0.1	0.045	10.6	-0.2	4.7	3.5
0106 D	1/4/1990	7.4	-0.001	-0.05	-0.01	0.14	-0.05	12	-0.1	0.27	-0.001	-0.1	0.002	17.7	-0.2	2.8	6.7
0106 D	4/10/1990	7.8	-0.001	-0.05	-0.01	0.12	-0.05	12	-0.1	0.29	0.001	-0.1	0.032	11.3	-0.2	-1	6
0106 D	7/10/1990	6.5	-0.001	-0.05	-0.01	0.12	-0.05	12.4	-0.1	0.25	-0.001	-0.1	0.0107	7.3	-0.2	1.9	3
0106 D	10/9/1990	4.3	-0.001	-0.05	-0.01	0.11	-0.05	11.6	-0.1	0.24	-0.001	-0.1	0.0041	6.9	-0.2	-1	2
0106 D	1/15/1991	0.77	-0.001	-0.01	-0.01	0.07	-0.05	7.7	0.18	0.1	-0.001	-0.1	0.0074	- 1.8	-0.2	-1	1.1
0106 D	4/9/1991	0.29	-0.001	-0.05	-0.01	0.04	-0.05	4.2	0.21	-0.05	-0.001	-0.1	0.0069	9.4	-0.2	-1	5
0106 D	7/9/1991	0.9	-0.001	-0.01	-0.01	0.07	-0.05	7.9	0.2	0.1	0.04	-0.1	0.0085	6.7	-0.2	-1	3

TABL_ 3.1
ZONE 3 DATA SUMMARY
1989-2002

Well Number	Date	Water Elevation (ft amsl)	Field pH (SU)	Lab pH (SU)	Lab TDS (mg/L)	Ca (mg/L)	Mg (mg/L)	Na (mg/L)	K (mg/L)	HCO3 (mg/L)	SO4 (mg/L)	Cl (mg/L)	NH4 as N (mg/L)	NO3 as N (mg/L)	Chloroform (mg/L)
NRC Standard		NA	NA	NA	NA	NA	NA	NA	NA	NA	NA	NA	NA	NA	**0.001**
EPA Standard		NA	NA	NA	**4,800**	NA	NA	NA	NA	NA	**2,125**	**250**	NA	**190**	NA
0411	7/23/1989	6,866.20	6.2	6.45	2,458	454	125	107	6.4	246	1,563	17.9	0.41	0.04	-0.001
0411	10/11/1989	6,864.90	6.3	6.9	2,628	470	128	110	9.5	243	1,688	20	0.55	0.09	-0.001
0411	1/3/1990	6,863.70	6	6.5	2,534	440	116	112	6.8	256	1,509	19.8	0.39	0.08	-0.001
0411	4/3/1990	6,862.30	6	6.6	2,545	431	117	109	6.6	270	1,444	19.7	0.33	0.08	-0.001
0411	7/2/1990	6,861.20	5.8	6.6	2,602	475	114	102	6	267	1,483	19	0.2	0.08	-0.001
0411	10/2/1990	6,860.30	6.2	6.85	2,527	406	110	109	6.5	266	1,607	20.1	0.11	0.05	-0.001
0411	1/3/1991	6,859.50	6.2	6.49	2,746	468	126	117	15.7	262	1,492	19.4	0.45	0.23	-0.001
0411	4/10/1991	6,859.20	6	7.23	2,600	467	118	111	7.8	277	1,453	22.3	0.19	0.05	-0.001
0411	7/16/1991	6,858.20	6.1	6.63	2,705	419	110	113	6.3	278	1,742	22.3	0.38	0.02	-0.001
0411	10/14/1991	6,855.30	6	7.28	2,851	414	98.6	123	5.8	271	1,640	28.6	0.3	0.02	-0.001
0411	1/14/1992	6,854.70	5.8	7.78	2,939	467	128	119	6.5	255	1,765	23.1	0.8	-0.01	-0.001
0411	4/7/1992	6,854.90	5.9	7.82	3,064	475	144	140	8.4	401	1,847	26.1	0.37	-0.1	-0.001
0411	7/7/1992	6,853.30	5.6	8.09	3,340	473	170	144	9.6	244	2,034	28.7	0.49	0.1	-0.001
0411	10/6/1992	6,850.90	6	8.15	3,860	634	239	139	9.2	259	2,352	27.4	0.44	6.05	-0.001
0411	1/6/1993	6,851.20	6	6.79	3,091	530	208	127	10.6	246	2,137	30.4	1.13	4.1	-0.001
0411	4/6/1993	6,851.30	6.7	6.65	3,306	510	200	140	8	245	2,257	35.1	0.84	1.8	-0.001
0411	7/16/1993	6,846.90	6.6	6.25	3,412	586	242	166	12.2	321	2,420	39.6	0.68	4.4	-0.001
0411	10/6/1993	6,848.00	7.1	6.81	4,026	614	285	149	9.3	340	2,591	41.3	0.33	14.3	-0.001
0411	1/5/1994	6,841.60	6.8	6.69	4,298	557	276	149	9.3	303	2,540	45.8	0.55	12.5	-0.001
0411	4/14/1994	6,847.40	7.1	6.51	4,006	620	274	146	9.8	294	2,634	42.1	1.06	8.8	-0.001
0411	7/21/1994	6,846.40	6.8	6.79	4,253	645	287	141	9.6	293	2,883	38.1	0.43	10.8	-0.001
0411	10/5/1994	6,846.20	6.8	7.36	4,053	636	286	141	9.9	274	2,509	36.9	0.99	5.17	-0.001
0411	1/10/1995	6,845.40	6.6	7.65	4,276	675	213	139	11	295	2,754	40.5	0.71	5.55	-0.001
0411	4/11/1995	6,842.90	6.6	6.35	4,320	645	283	152	9.5	182	2,862	50	0.64	5.86	-0.001
0411	7/11/1995	6,844.40	6.9	7.67	4,038	605	315	147	9.4	379	2,471	49.4	1.4	26.4	-0.001
0411	10/3/1995	6,842.90	6.8	8.06	4,526	645	322	162	9.1	383	2,684	47	0.46	27.3	-0.001
0411	1/4/1996	6,845.40	7.1	6.69	4,445	630	310	173	9.5	382	2,655	45.3	0.06	29.2	-0.001
0411	4/2/1996	6,844.50	7	7.67	4,338	604	300	146	9.8	366	2,666	40	0.2	8.92	-0.001
0411	7/17/1996	6,844.10	7	6.8	4,459	580	290	168	10.1	410	2,730	52.1	0.25	28.1	-0.001
0411	10/8/1996	6,844.20	6.9	7.61	4,370	611	318	151	10.1	429	2,542	45.6	0.3	45.4	-0.001
0411	1/28/1997	6,844.30	6.8	7.83	4,350	610	315	144	10.1	468	2,726	56	0.63	13.2	-0.001
0411	4/15/1997	6,844.20	7.1	7.77	4,470	671	358	159	10.7	451	2,610	51	0.22	29.1	-0.001

TABLE B.1
ZONE 3 DATA SUMMARY
1989-2002

Well Number	Date	Al (mg/L)	As (mg/L)	Be (mg/L)	Cd (mg/L)	Co (mg/L)	Pb (mg/L)	Mn (mg/L)	Mo (mg/L)	Ni (mg/L)	Se (mg/L)	V (mg/L)	U (mg/L)	Ra-226+ Ra-228 (pCi/L)	Th-230 (pCi/L)	Pb-210 (pCi/L)	Gross Alpha (pCi/L)
NRC Standard		NA	0.05	0.05	0.01	NA	0.05	NA	NA	0.05	0.01	0.1	0.3	5.0	5.0	1.0	15.0
EPA Standard		5.0	0.05	0.017	0.01	0.05	0.05	2.6	1.0	0.2	0.01	0.7	5.0	5.0	NA	NA	15.0
0411	7/23/1989	-0.1	0.02	-0.05	-0.01	0.05	-0.05	2.7	2	0.08	0.001	-0.1	0.0543	13.0	10.2	-1	14.6
0411	10/11/1989	-0.1	0.031	-0.05	-0.01	0.06	-0.05	3	2.5	0.09	-0.001	-0.1	0.081	- 6.4	-0.2	-1	6
0411	1/3/1990	-0.1	0.018	-0.05	-0.01	0.03	-0.05	2.3	1.8	0.07	-0.001	-0.1	0.055	9.1	-0.2	-1	8.2
0411	4/3/1990	-0.1	0.018	-0.05	-0.01	0.05	-0.05	2.5	2.4	0.08	-0.001	-0.1	0.05	7.1	-0.2	-1	5.3
0411	7/2/1990	-0.1	0.009	-0.05	-0.01	0.04	-0.05	2.44	1.77	0.07	-0.001	-0.1	0.0592	10.3	0.4	-1	5
0411	10/2/1990	-0.1	0.018	-0.05	-0.01	0.06	-0.05	2.42	1.93	0.06	-0.001	-0.1	0.049	- 7.3	-0.2	1.8	7.5
0411	1/3/1991	-0.1	0.029	-0.01	-0.01	0.06	-0.05	2.72	1.95	0.11	-0.001	-0.1	0.1131	10.6	-0.2	-1	7
0411	4/10/1991	-0.1	0.029	-0.01	-0.01	0.05	-0.05	2.01	1.34	0.06	-0.001	-0.1	0.0549	13.0	-0.2	2.6	6
0411	7/16/1991	-0.1	0.035	-0.01	-0.01	0.04	-0.05	2.37	1.89	-0.05	-0.001	-0.1	0.04	8.2	-0.2	2	5
0411	10/14/1991	0.23	0.062	-0.01	-0.01	0.06	-0.05	2.92	2.96	0.09	-0.001	-0.1	0.059	- 6.5	-0.2	-1	6
0411	1/14/1992	-0.1	0.088	-0.01	-0.01	0.06	-0.05	2.96	2.73	0.09	0.002	-0.1	0.039	10.1	-0.2	3.5	5
0411	4/7/1992	-0.1	0.087	-0.01	-0.01	0.06	-0.05	3.95	3.5	0.05	-0.001	-0.1	0.065	9.2	-0.2	2.8	4.9
0411	7/7/1992	-0.1	0.044	-0.01	-0.01	0.08	-0.05	3.62	4.11	0.08	0.003	-0.1	0.02	9.5	-0.2	-1	6.5
0411	10/6/1992	0.2	0.022	-0.01	-0.01	0.09	-0.05	4.41	6.6	0.11	0.003	-0.1	0.154	13.6	-0.2	-1	5.3
0411	1/6/1993	-0.1	0.022	-0.01	-0.01	0.09	-0.05	4.65	5.38	0.14	0.004	-0.1	0.129	12.6	-0.2	2.3	6.9
0411	4/6/1993	-0.1	0.011	-0.01	-0.01	0.1	-0.05	5.5	6.41	0.13	-0.001	-0.1	0.205	16.3	-0.2	-1	6.9
0411	7/16/1993	0.14	0.017	-0.01	-0.01	0.12	-0.05	4.48	8.5	0.14	-0.001	-0.1	0.127	8.3	-0.2	1.2	5.2
0411	10/6/1993	-0.1	0.013	-0.01	-0.01	0.1	-0.05	4	8.38	0.13	-0.001	-0.1	0.145	10.1	-0.2	2.2	4
0411	1/5/1994	-0.1	0.011	-0.01	-0.01	0.08	-0.05	4.07	6.9	0.08	-0.001	-0.1	0.182	9.4	-0.2	2.7	11.8
0411	4/14/1994	-0.1	0.01	-0.01	-0.01	0.1	-0.05	4.07	7.96	0.1	-0.001	-0.1	0.187	15.2	-0.2	3.7	19.3
0411	7/21/1994	-0.1	0.008	-0.01	-0.01	0.13	-0.05	4.68	9.23	0.17	-0.001	-0.1	0.186	17.6	-0.2	4.4	23.2
0411	10/5/1994	-0.1	0.009	-0.01	-0.01	0.08	-0.05	4.42	6.59	0.13	0.004	-0.1	0.156	19.8	-0.2	-1	26.5
0411	1/10/1995	-0.1	0.009	-0.01	-0.01	0.13	-0.05	3.68	11.5	0.12	-0.001	-0.1	0.246	15.3	-0.2	2.8	18.3
0411	4/11/1995	-0.1	0.004	-0.01	-0.01	0.08	-0.05	4.38	8.74	0.08	-0.001	-0.1	0.238	13.0	-0.2	-1	16.3
0411	7/11/1995	-0.1	0.012	-0.01	-0.01	0.086	-0.05	3.48	9.6	0.08	-0.001	-0.1	0.215	7.6	-0.2	-1	10.7
0411	10/3/1995	-0.1	0.014	-0.01	-0.01	0.09	-0.05	-0.01	9.91	-0.05	0.002	-0.1	0.2669	- 9.4	-0.2	1.5	14.7
0411	1/4/1996	-0.1	0.006	-0.01	-0.01	0.09	-0.05	3.18	10.6	0.07	-0.001	-0.1	0.287	9.6	-0.2	2.6	5.7
0411	4/2/1996	-0.1	0.014	-0.01	-0.01	0.08	-0.05	3.8	8.8	0.07	-0.001	-0.1	0.306	7.6	-0.2	-1	4.8
0411	7/17/1996	-0.1	0.007	-0.01	-0.01	0.09	-0.05	3.39	10	0.06	-0.001	-0.1	0.281	9.7	-0.2	-1	8.2
0411	10/8/1996	-0.1	0.012	-0.01	-0.01	0.07	-0.05	3.38	9.97	0.06	-0.001	-0.1	0.164	11.3	-0.2	-1	2.4
0411	1/28/1997	-0.1	0.013	-0.01	-0.01	0.06	-0.05	3.11	10.7	-0.05	0.002	-0.1	0.145	- 4.6	0.5	-1	4.5
0411	4/15/1997	-0.1	0.013	-0.01	-0.01	0.06	-0.05	3.04	10.5	-0.05	-0.001	-0.1	0.235	7.2	-0.2	-1	5.8

TABLE B.1
ZONE 3 DATA SUMMARY
1989-2002

Well Number	Date	Water Elevation (ft amsl)	Field pH (SU)	Lab pH (SU)	Lab TDS (mg/L)	Ca (mg/L)	Mg (mg/L)	Na (mg/L)	K (mg/L)	HCO3 (mg/L)	SO4 (mg/L)	Cl (mg/L)	NH4 as N (mg/L)	NO3 as N (mg/L)	Chloroform (mg/L)
NRC Standard		**NA**	**NA**	**NA**	**NA**	**NA**	**NA**	**NA**	**NA**	**NA**	**NA**	**NA**	**NA**	**NA**	**0.001**
EPA Standard		**NA**	**NA**	**NA**	**4,800**	**NA**	**NA**	**NA**	**NA**	**NA**	**2,125**	**250**	**NA**	**190**	**NA**
0411	7/15/1997	6,844.10	6.9	7.83	4,510	659	342	159	9.6	437	2,750	54.8	0.2	33.9	-0.001
0411	10/15/1997	6,844.00	6.8	7.93	4,490	685	350	154	10.2	433	2,620	62.3	0.32	30.3	-0.001
0411	1/20/1998	6,844.00	6.7	7.95	4,390	634	323	178	10.4	439	2,700	57.5	0.46	31.2	-0.001

TABLE B.1
ZONE 3 DATA SUMMARY
1989-2002

Well Number	Date	Al (mg/L)	As (mg/L)	Be (mg/L)	Cd (mg/L)	Co (mg/L)	Pb (mg/L)	Mn (mg/L)	Mo (mg/L)	Ni (mg/L)	Se (mg/L)	V (mg/L)	U (mg/L)	Ra-226+ Ra-228 (pCi/L)	Th-230 (pCi/L)	Pb-210 (pCi/L)	Gross Alpha (pCi/L)
NRC Standard		**NA**	**0.05**	**0.05**	**0.01**	**NA**	**0.05**	**NA**	**NA**	**0.05**	**0.01**	**0.1**	**0.3**	**5.0**	**5.0**	**1.0**	**15.0**
EPA Standard		**5.0**	**0.05**	**0.017**	**0.01**	**0.05**	**0.05**	**2.6**	**1.0**	**0.2**	**0.01**	**0.7**	**5.0**	**5.0**	**NA**	**NA**	**15.0**
0411	7/15/1997	-0.1	0.014	-0.01	-0.01	0.08	-0.05	2.7	9.8	0.05	0.002	-0.1	0.212	6.7	-0.2	-1	3.9
0411	10/15/1997	-0.1	0.01	-0.01	-0.01	0.1	0.05	2.96	9.85	0.06	0.002	-0.1	0.25	9.3	-0.2	-1	4.2
0411	1/20/1998	-0.1	0.007	-0.01	-0.005	0.1	-0.05	3.33	11.1	0.05	-0.001	-0.1	0.244	7.9	-0.2	-1	3.1

TABLE 3.1
ZONE 3 DATA SUMMARY
1989-2002

Well Number	Date	Water Elevation (ft amsl)	Field pH (SU)	Lab pH (SU)	Lab TDS (mg/L)	Ca (mg/L)	Mg (mg/L)	Na (mg/L)	K (mg/L)	HCO3 (mg/L)	SO4 (mg/L)	Cl (mg/L)	NH4 as N (mg/L)	NO3 as N (mg/L)	Chloroform (mg/L)
NRC Standard		NA	NA	NA	NA	NA	NA	NA	NA	NA	NA	NA	NA	NA	0.001
EPA Standard		NA	NA	NA	4,800	NA	NA	NA	NA	NA	2,125	250	NA	190	NA
0420	7/23/1989	6,882.00	6.3	6.52	2,239	438	110	99	5.8	285	1,293	16.5	0.56	60	-0.001
0420	10/11/1989	6,879.70	6.4	6.84	2,328	402	112	96.8	8.5	244	1,594	18.7	0.77	4.8	-0.001
0420	1/3/1990	6,878.30	5.9	6.2	2,680	431	141	99.5	7.1	196	1,602	19.1	1.43	2.1	-0.001
0420	4/3/1990	6,876.80	5.9	6.4	2,725	439	149	97	7.1	209	1,532	18.4	1.29	0.15	-0.001
0420	7/2/1990	6,875.70	6	6.56	2,708	464	140	91.7	6.2	226	1,577	18.7	0.77	0.87	-0.001
0420	10/2/1990	6,874.60	6.1	6.57	2,777	412	151	91.5	7.1	198	1,771	18.8	0.66	-0.01	-0.001
0420	1/3/1991	6,874.00	6.2	7.3	2,729	478	135	105	27	248	1,574	18	0.82	6.8	-0.001
0420	4/10/1991	6,874.00	6	6.99	2,635	483	143	102	7.9	269	1,480	19.1	0.54	5.7	-0.001
0420	7/16/1991	6,872.40	5.9	6.43	2,840	492	114	87.3	6.9	205	1,888	17.5	1.1	0.11	-0.001
0420	10/14/1991	6,866.70	5.9	7.01	2,982	593	133	94.1	6.1	217	1,819	21.6	1.2	0.07	-0.001
0420	1/14/1992	6,868.50	5.9	8.17	2,806	426	148	93.1	6.4	243	1,831	17.8	1.3	2	-0.001
0420	4/7/1992	6,868.70	5.8	7.89	2,962	453	164	99.2	8.3	265	1,890	16.2	1.4	-0.1	-0.001
0420	7/7/1992	6,862.80	5.7	7.71	3,097	494	202	98.9	8.6	244	1,750	18.3	1.78	0.2	-0.001
0420	10/6/1992	6,861.90	6	6.83	3,098	537	180	100	7.8	114	1,991	23.2	1.2	-0.1	-0.001
0420	1/6/1993	6,864.30	5.9	6.58	2,512	455	152	86	6.7	119	1,675	19.3	1.29	-0.1	-0.001
0420	4/6/1993	6,864.60	6.1	6.83	2,505	413	118	111	5.4	222	1,658	24.4	0.42	1.9	-0.001
0420	7/13/1993	6,859.60	6	6.26	2,704	435	169	100	7.2	143	1,818	21.1	0.83	0.7	-0.001
0420	10/6/1993	6,858.40	6	5.81	2,947	497	165	95.4	6.6	85	2,062	20.6	0.87	0.8	-0.001
0420	1/5/1994	6,859.80	6.2	6.45	2,915	475	145	97.7	6.3	181	1,855	21.1	0.66	2.58	-0.001
0420	4/13/1994	6,859.70	6.2	6.22	2,930	504	167	92.6	6.5	91	2,024	22.6	1.66	0.76	-0.001
0420	7/20/1994	6,857.10	6.1	6.28	3,540	602	192	102	7.2	89	2,338	22.6	1.28	-0.1	-0.001
0420	10/4/1994	6,857.40	6	7.18	3,297	593	186	111	7.6	133	2,245	25.3	1.19	2.26	-0.001
0420	1/4/1995	6,856.90	6	6.7	3,434	593	188	105	7.6	116	2,204	25.3	1.48	1.13	-0.001
0420	4/4/1995	6,856.50	6.1	6.36	3,395	579	179	107	7.1	145	2,237	31	1.09	2.09	-0.001
0420	7/7/1995	6,855.10	6.2	7.57	3,074	530	135	108	6.5	207	1,882	25.7	0.46	6.35	-0.001
0420	10/3/1995	6,854.30	6.4	7.61	3,117	544	142	118	6.5	305	1,821	28	0.24	7.17	-0.001
0420	1/3/1996	6,853.70	6.7	7.14	3,084	545	162	115	6.1	322	1,856	26.4	-0.05	8.66	-0.001
0420	4/2/1996	6,852.90	6.9	7.85	3,165	588	140	122	6.2	344	1,890	30.2	0.1	18.4	-0.001
0420	7/7/1996	6,852.20	6.7	7.4	3,225	586	134	127	6.6	332	1,816	30.2	0.24	16.7	-0.001
0420	10/1/1996	6,851.60	6.5	6.97	3,250	614	146	131	6.6	339	1,821	30.4	-0.05	22.8	-0.001
0420	1/21/1997	6,851.80	5.9	7.83	3,120	620	150	123	6.3	377	1,926	36.2	0.07	24.3	-0.001
0420	4/8/1997	6,851.50	6.8	7.96	3,250	659	159	126	6.3	359	1,944	34.6	0.06	23.8	-0.001

TAB B.1
ZONE 3 DATA SUMMARY
1989-2002

Well Number	Date	Al (mg/L)	As (mg/L)	Be (mg/L)	Cd (mg/L)	Co (mg/L)	Pb (mg/L)	Mn (mg/L)	Mo (mg/L)	Ni (mg/L)	Se (mg/L)	V (mg/L)	U (mg/L)	Ra-226+ Ra-228 (pCi/L)	Th-230 (pCi/L)	Pb-210 (pCi/L)	Gross Alpha (pCi/L)
NRC Standard		NA	0.05	0.05	0.01	NA	0.05	NA	NA	0.05	0.01	0.1	0.3	5.0	5.0	1.0	15.0
EPA Standard		5.0	0.05	0.017	0.01	0.05	0.05	2.6	1.0	0.2	0.01	0.7	5.0	5.0	NA	NA	15.0
0420	7/23/1989	-0.1	0.012	-0.05	-0.01	-0.01	-0.05	1.4	9.1	-0.05	0.001	-0.1	0.0293	9.1	-0.2	1.6	6.8
0420	10/11/1989	0.16	0.029	-0.05	-0.01	-0.01	-0.05	1.6	8.1	-0.05	0.002	-0.1	0.022	7.8	-0.2	1.9	3.5
0420	1/3/1990	-0.1	0.055	-0.05	-0.01	-0.01	-0.05	2.2	6	-0.05	-0.001	-0.1	0.007	10.6	-0.2	3.3	6.8
0420	4/3/1990	-0.1	0.058	-0.05	-0.01	-0.01	-0.05	3	4.8	-0.05	-0.001	-0.1	0.004	6.8	-0.2	1.9	3.6
0420	7/2/1990	-0.1	0.024	-0.05	-0.01	0.02	-0.05	2.57	6	-0.05	-0.001	-0.1	0.0087	5.3	-0.2	1.5	3
0420	10/2/1990	-0.1	0.034	-0.05	-0.01	-0.01	-0.05	3.39	4.2	-0.05	-0.001	-0.1	0.003	- 6.3	-0.2	-1	5
0420	1/3/1991	-0.1	0.024	-0.01	0.01	-0.01	-0.05	2.16	4.9	-0.05	-0.001	-0.1	0.0162	5.0	-0.2	-1	3
0420	4/10/1991	-0.1	0.027	-0.01	-0.01	0.01	-0.05	2.51	5.34	-0.05	-0.001	-0.1	0.0127	8.1	-0.2	1.1	3
0420	7/16/1991	-0.1	0.04	-0.01	-0.01	-0.01	-0.05	3.25	3.54	-0.05	-0.001	-0.1	0.003	8.4	-0.2	2.2	5
0420	10/14/1991	-0.1	0.066	-0.01	-0.01	-0.01	-0.05	4.05	2.42	-0.05	-0.001	-0.1	0.072	- 7.0	-0.2	-1	6
0420	1/14/1992	-0.1	0.053	-0.01	-0.01	-0.01	-0.05	3.42	2.45	-0.05	-0.001	-0.1	0.007	5.0	0.8	1.3	2
0420	4/7/1992	-0.1	0.032	-0.01	-0.01	-0.01	-0.05	4.98	1.76	-0.05	-0.001	-0.1	0.026	12.4	-0.2	-1	2.7
0420	7/7/1992	0.13	0.036	-0.01	-0.01	-0.01	-0.05	4.25	2.35	-0.05	0.001	-0.1	0.02	8.5	-0.2	-1	3.9
0420	10/6/1992	0.3	0.111	-0.01	-0.01	-0.01	-0.05	4.25	1.6	-0.05	0.002	-0.1	-0.0003	15.5	-0.2	-1	4.7
0420	1/6/1993	-0.1	0.104	-0.01	-0.01	-0.01	-0.05	4.17	1.38	-0.05	0.004	-0.1	0.027	- 11.7	-0.2	-1	10.9
0420	4/6/1993	-0.1	0.044	-0.01	-0.01	-0.01	-0.05	2.52	2.3	-0.05	0.001	-0.1	0.024	4.8	-0.2	-1	2.9
0420	7/13/1993	-0.1	0.1	-0.01	-0.01	0.02	-0.05	4.03	1.81	-0.05	-0.001	-0.1	0.003	12.2	-0.2	3	5.7
0420	10/6/1993	0.1	0.064	-0.01	-0.01	0.02	-0.05	3.94	1.88	0.07	-0.001	-0.1	0.005	9.7	-0.2	1.2	6
0420	1/5/1994	0.11	0.061	-0.01	-0.01	-0.01	-0.05	3.06	1.44	-0.05	-0.001	-0.1	0.008	6.0	-0.2	1.4	7.9
0420	4/13/1994	-0.1	0.02	-0.01	-0.01	-0.01	-0.05	4.07	1.17	-0.05	-0.001	-0.1	0.002	11.8	-0.2	-1	15.4
0420	7/20/1994	0.1	0.012	-0.01	-0.01	0.01	-0.05	5	1.03	-0.05	-0.001	-0.1	0.006	19.4	-0.2	-1	23.9
0420	10/4/1994	-0.1	0.006	-0.01	-0.01	-0.01	-0.05	5.56	1.2	-0.05	-0.001	-0.1	0.011	7.4	-0.2	-1	8.3
0420	1/4/1995	-0.1	-0.001	-0.01	-0.01	-0.01	-0.05	3.42	1.43	-0.05	-0.001	-0.1	0.004	8.1	-0.2	-1	9.6
0420	4/4/1995	-0.1	0.007	-0.01	-0.01	0.02	-0.05	3.45	1.21	-0.05	-0.001	-0.1	0.008	9.5	-0.2	-1	12.1
0420	7/7/1995	-0.1	0.002	-0.01	-0.01	-0.01	-0.05	0.14	-0.1	-0.05	-0.001	-0.1	0.0205	8.9	-0.2	-1	7.5
0420	10/3/1995	-0.1	0.005	-0.01	-0.01	-0.01	-0.05	2.08	0.76	-0.05	-0.001	-0.1	0.0363	7.9	0.6	-1	5.7
0420	1/3/1996	-0.1	0.001	-0.01	-0.01	-0.01	-0.05	1.88	0.64	-0.05	-0.001	-0.1	0.0392	- 3.7	0.8	1.6	3.7
0420	4/2/1996	-0.1	0.003	-0.01	-0.01	-0.01	-0.05	1.9	0.54	-0.05	-0.001	-0.1	0.1	4.7	-0.2	-1	3.2
0420	7/7/1996	-0.1	-0.001	-0.01	-0.01	-0.01	-0.05	1.98	0.59	-0.05	-0.001	-0.1	0.051	10.2	-0.2	3.1	2.1
0420	10/1/1996	-0.1	-0.001	-0.01	-0.01	-0.01	-0.05	1.9	0.61	-0.05	0.003	-0.1	0.044	- 3.1	-0.2	-1	2.1
0420	1/21/1997	-0.1	-0.001	-0.01	-0.01	-0.01	-0.05	2.1	0.59	-0.05	-0.001	-0.1	0.043	- 3.2	-0.2	-1	1.6
0420	4/8/1997	-0.1	-0.001	-0.01	-0.01	-0.01	-0.05	2.03	0.52	-0.05	0.007	-0.1	0.05	6.9	-0.2	-1	6

TABLE B.1
ZONE 3 DATA SUMMARY
1989-2002

Well Number	Date	Water Elevation (ft amsl)	Field pH (SU)	Lab pH (SU)	Lab TDS (mg/L)	Ca (mg/L)	Mg (mg/L)	Na (mg/L)	K (mg/L)	HCO3 (mg/L)	SO4 (mg/L)	Cl (mg/L)	NH4 as N (mg/L)	NO3 as N (mg/L)	Chloroform (mg/L)
	NRC Standard	**NA**	**NA**	**NA**	**NA**	**NA**	**NA**	**NA**	**NA**	**NA**	**NA**	**NA**	**NA**	**NA**	**0.001**
	EPA Standard	**NA**	**NA**	**NA**	**4,800**	**NA**	**NA**	**NA**	**NA**	**NA**	**2,125**	**250**	**NA**	**190**	**NA**
0420	7/8/1997	6,850.60	7.3	7.92	3,360	614	165	136	6.5	364	1,940	36	0.06	25.6	-0.001
0420	10/7/1997	6,850.00	6.6	7.78	3,450	683	149	131	6.2	388	1,900	38.8	0.06	31.5	-0.001
0420	1/16/1998	6,850.00	7	7.83	3,500	664	141	142	6.6	388	2,000	39.2	0.32	43.5	-0.001
0420	4/7/1998	6,849.60	6.5	7.45	3,510	659	149	135	6	340	1,800	34.9	0.08	36.5	-0.001
0420	7/7/1998	6,850.20	6.9	7.58	3,420	660	149	144	6.1	415	1,900	35.5	0.16	34.7	-0.001
0420	10/6/1998	6,849.10	6.78	7.88	3,530	657	123	148	6.9	415	2,000	36.3	1.77	37.3	-0.001
0420	1/5/1999	6,848.40	6.8	7.82	3,600	672	123	136	5.5	422	1,830	34.1	-0.05	32.2	-0.001
0420	4/6/1999	6,848.10	6.5	7.96	3,640	672	144	137	6.4	388	1,870	39.5	0.11	28.5	-0.001
0420	7/13/1999	6,847.68	6.4	8.07	3,560	708	111	123	7	411	1,840	34.6	0.09	39.8	-0.001
0420	10/5/1999	6,847.20	6.72	7.63	3,630	731	130	146	6.1	392	2,100	38.9	0.07	47.7	-0.001
0420	1/4/2000	6,846.20	6.6	7.97	3,550	676	157	126	7	414	1,870	34.6	-0.05	50.7	-0.001
0420	5/1/2000	6,847.30	6.7	7.69	3,500	616	139	127	6.5	452	1,840	33.5	0.19	31.3	-0.001
0420	7/10/2000	6,847.30	7.35	7.47	3,500	664	151	141	5.86	456	1,740	35	-0.05	33.2	-0.001
0420	10/2/2000	6,848.20	7.03	7.24	3,350	661	147	138	6.97	467	1,750	38.6	0.07	18.7	-0.001
0420	1/15/2001	6,848.75	6.61	7.23	3,200	617	123	119	6.9	474	1,920	42	-0.05	12.7	-0.001
0420	4/2/2001	6,848.70	6.59	7.39	3,290	695	139	126	5.7	467	1,800	39.7	0.1	12.5	-0.001
0420	7/16/2001	6,848.50	6.2	7.55	3,330	592	126	162	11.4	474	1,580	54.1	0.18	13.6	-0.001
0420	10/8/2001	6,848.50	6.45	7.2	3,360	600	130	115	6.3	516	1,680	53.1	0.09	14	-0.001
0420	1/17/2002	6,849.45	6.2	7.2	3,360	661	140	113	8	508	1,700	62	0.07	13.3	-0.001
0420	4/8/2002	6,848.22	6.53	7.2	3,410	644	140	130	6.9	565	1,750	56.8	0.12	13.3	-0.001
0420	7/15/2002	6,848.10	6.36	7.51	3,480	642	161	118	6.1	515	2,015	39.1	0.19	14.6	-0.001
0420	10/14/2002	6,847.60	5.88	7.65	3,080	680	151	123	6	569	1,870	52.4	0.26	11.4	-0.001

TABLE B.1
ZONE 3 DATA SUMMARY
1989-2002

Well Number	Date	Al (mg/L)	As (mg/L)	Be (mg/L)	Cd (mg/L)	Co (mg/L)	Pb (mg/L)	Mn (mg/L)	Mo (mg/L)	Ni (mg/L)	Se (mg/L)	V (mg/L)	U (mg/L)	Ra-226+ Ra-228 (pCi/L)	Th-230 (pCi/L)	Pb-210 (pCi/L)	Gross Alpha (pCi/L)
NRC Standard		**NA**	**0.05**	**0.05**	**0.01**	**NA**	**0.05**	**NA**	**NA**	**0.05**	**0.01**	**0.1**	**0.3**	**5.0**	**5.0**	**1.0**	**15.0**
EPA Standard		**5.0**	**0.05**	**0.017**	**0.01**	**0.05**	**0.05**	**2.6**	**1.0**	**0.2**	**0.01**	**0.7**	**5.0**	**5.0**	**NA**	**NA**	**15.0**
0420	7/8/1997	-0.1	-0.001	-0.01	-0.01	-0.01	-0.05	1.97	0.73	-0.05	-0.001	-0.1	0.053	- 3.8	-0.2	-1	2.5
0420	10/7/1997	-0.1	-0.001	-0.01	-0.01	-0.01	-0.05	2.3	0.54	-0.05	-0.001	-0.1	0.049	5.2	-0.2	-1	1.9
0420	1/16/1998	-0.1	-0.001	-0.01	-0.01	-0.01	-0.05	2.6	0.56	-0.05	-0.001	-0.1	0.0515	- 3.4	-0.2	-1	3.6
0420	4/7/1998	-0.1	-0.001	-0.01	-0.005	-0.01	-0.05	1.94	0.4	-0.05	-0.001	-0.1	0.0495	- 4.5	-0.2	-1	4
0420	7/7/1998	-0.1	-0.001	-0.01	-0.005	-0.01	-0.05	1.98	0.4	-0.05	0.001	-0.1	0.0567	- 3.2	-0.2	-1	3.7
0420	10/6/1998	-0.1	-0.001	-0.01	-0.005	-0.01	-0.05	1.89	0.42	-0.05	-0.001	-0.1	0.0674	- 5.8	-0.2	-1	3.2
0420	1/5/1999	-0.1	-0.001	-0.01	0.007	-0.01	-0.05	1.97	0.37	-0.05	-0.001	-0.1	0.054	5.0	-0.2	4.7	4.7
0420	4/6/1999	-0.1	-0.001	-0.01	-0.005	-0.01	-0.05	2.01	0.56	-0.05	-0.001	-0.1	0.0556	5.3	0.8	-1	4.7
0420	7/13/1999	-0.1	-0.001	-0.01	-0.005	-0.01	-0.05	1.98	0.37	-0.05	-0.001	-0.1	0.0578	4.2	-0.2	-1	2.7
0420	10/5/1999	-0.1	-0.001	-0.01	-0.005	-0.01	-0.05	2.23	0.34	-0.05	-0.001	-0.1	0.054	6.8	-0.2	-1	1.9
0420	1/4/2000	-0.1	-0.001	-0.01	-0.005	-0.01	-0.05	2.01	0.36	-0.05	0.001	-0.1	0.0511	- 3.4	-0.2	-1	3.1
0420	5/1/2000	0.2	0.008	-0.01	0.051	-0.01	-0.05	2.14	0.2	0.08	-0.001	-0.1	0.05	8.0	1	6.8	3.3
0420	7/10/2000	-0.1	-0.001	-0.01	-0.005	-0.01	-0.05	2.03	0.21	-0.05	-0.001	-0.1	0.0436	7.0	-0.2	-1	2.8
0420	10/2/2000	-0.1	0.007	-0.01	-0.005	-0.01	-0.05	2.25	0.15	-0.05	-0.001	-0.1	0.0392	5.1	-0.2	-1	3.6
0420	1/15/2001	-0.1	0.023	0.15	-0.005	-0.01	-0.05	2.08	0.24	-0.05	0.001	-0.1	0.043	6.7	-0.2	-1	3.2
0420	4/2/2001	-0.1	0.006	-0.01	-0.005	-0.01	-0.05	2.28	0.2	-0.05	0.001	-0.1	0.05	- 3.5	-0.2	-1	3
0420	7/16/2001	-0.1	0.06	-0.01	-0.005	-0.01	-0.05	2.07	0.4	-0.05	0.002	-0.1	0.054	7.3	-0.2	-1	4.6
0420	10/8/2001	-0.1	0.008	-0.01	-0.005	-0.01	-0.05	1.69	0.11	-0.05	-0.001	-0.1	0.0546	4.6	-0.2	-1	3.4
0420	1/17/2002	0.13	0.003	-0.01	-0.005	0.01	-0.05	2.04	0.16	0.06	-0.001	-0.1	0.0534	5.7	-0.2	-1	2.1
0420	4/8/2002	-0.1	0.003	-0.01	-0.005	-0.01	-0.05	2.22	0.2	-0.05	-0.001	-0.1	0.0671	6.8	-0.2	-1	4.5
0420	7/15/2002	-0.1	0.001	-0.01	-0.005	-0.01	-0.05	1.87	0.2	-0.05	-0.001	-0.1	0.0728	6.1	-0.2	-1	2.7
0420	10/14/2002	-0.1	0.002	-0.01	-0.005	-0.01	-0.05	1.85	0.1	-0.05	-0.001	-0.1	0.0779	- 3.4	-0.2	-1	2.4

TABLE B.1
ZONE 3 DATA SUMMARY
1989-2002

Well Number	Date	Water Elevation (ft amsl)	Field pH (SU)	Lab pH (SU)	Lab TDS (mg/L)	Ca (mg/L)	Mg (mg/L)	Na (mg/L)	K (mg/L)	HCO3 (mg/L)	SO4 (mg/L)	Cl (mg/L)	NH4 as N (mg/L)	NO3 as N (mg/L)	Chloroform (mg/L)
	NRC Standard	**NA**	**NA**	**NA**	**NA**	**NA**	**NA**	**NA**	**NA**	**NA**	**NA**	**NA**	**NA**	**NA**	**0.001**
	EPA Standard	**NA**	**NA**	**NA**	**4,800**	**NA**	**NA**	**NA**	**NA**	**NA**	**2,125**	**250**	**NA**	**190**	**NA**
0501 B	7/20/1989	6,889.00	3.1	3.13	5,722	443	492	106	17.5	0	4,074	24.2	1.36	0.21	-0.001
0501 B	10/8/1989	6,887.90	3.2	3.29	5,594	454	540	110	20.2	0	3,758	36.2	1.06	0.2	-0.001
0501 B	1/10/1990	6,885.30	3.7	2.98	5,622	449	529	115	14.9	0	3,570	26.6	1.01	0.42	-0.001
0501 B	4/10/1990	6,884.60	4.4	2.86	5,716	447	576	110	14.3	0	3,592	30	1.02	0.23	-0.001
0501 B	7/10/1990	6,883.30	4.5	3.01	5,738	511	578	111	15.5	0	3,756	25.6	0.48	0.26	-0.001
0501 B	10/9/1990	6,882.30	4.2	4.25	5,845	403	511	120	16.7	0	3,678	57.3	0.39	0.05	-0.001
0501 B	1/11/1991	6,881.40	3.8	3.45	5,791	484	592	105	16	0	3,862	28.2	0.84	-0.01	-0.001
0501 B	4/10/1991	6,880.70	3.6	3.62	5,924	483	591	89.1	18.2	0	3,834	27.1	0.99	-0.01	-0.001
0501 B	7/9/1991	6,879.90	3.7	3.43	6,105	412	512	94.7	15.4	0	3,937	28.7	1.27	-0.01	-0.001
0501 B	10/17/1991	6,879.40	3.6	3.81	6,099	476	483	117	17.9	0	3,822	37.9	1.3	-0.01	-0.001
0501 B	1/21/1992	6,878.80	3.4	4.02	6,099	420	555	101	15.7	0	4,151	24.5	-0.05	-0.01	-0.001
0501 B	4/14/1992	6,878.40	3.3	3.62	6,113	417	472	100	17.8	0	3,824	28	1.17	-0.1	-0.001
0501 B	7/14/1992	6,877.90	3.2	2.99	6,203	362	539	129	21.4	0	4,209	28.6	0.52	-0.1	-0.001
0501 B	10/13/1992	6,877.50	3.6	3.33	5,832	455	563	113	19.4	0	3,601	27.9	0.97	-0.1	-0.001
0501 B	1/21/1993	6,877.10	3.5	3.11	6,118	408	544	101	16.5	0	4,100	21.4	0.98	-0.1	-0.001
0501 B	4/14/1993	6,876.90	3.4	3.01	5,140	439	532	108	13.7	0	3,936	29.7	0.99	-0.1	-0.001
0501 B	7/15/1993	6,876.20	3.5	3.02	4,976	492	544	105	15.8	0	3,778	28	0.85	-0.1	-0.001

TABLE B.1
ZONE 3 DATA SUMMARY
1989-2002

Well Number	Date	Al (mg/L)	As (mg/L)	Be (mg/L)	Cd (mg/L)	Co (mg/L)	Pb (mg/L)	Mn (mg/L)	Mo (mg/L)	Ni (mg/L)	Se (mg/L)	V (mg/L)	U (mg/L)	Ra-226+ Ra-228 (pCi/L)	Th-230 (pCi/L)	Pb-210 (pCi/L)	Gross Alpha (pCi/L)
NRC Standard		**NA**	**0.05**	**0.05**	**0.01**	**NA**	**0.05**	**NA**	**NA**	**0.05**	**0.01**	**0.1**	**0.3**	**5.0**	**5.0**	**1.0**	**15.0**
EPA Standard		**5.0**	**0.05**	**0.017**	**0.01**	**0.05**	**0.05**	**2.6**	**1.0**	**0.2**	**0.01**	**0.7**	**5.0**	**5.0**	**NA**	**NA**	**15.0**
0501 B	7/20/1989	100	0.244	0.13	-0.01	1.1	0.08	12	0.11	1.8	-0.001	-0.1	0.61	33.1	5.4	-1	96.3
0501 B	10/8/1989	70	0.046	0.09	-0.01	0.83	0.07	11	0.03	1.2	-0.001	-0.1	0.469	22.4	15	-1	34.7
0501 B	1/10/1990	29	0.03	-0.05	-0.01	0.59	-0.05	9.8	-0.1	0.8	-0.001	-0.1	0.212	16.4	-0.2	-1	11.2
0501 B	4/10/1990	22	0.026	-0.05	-0.01	0.64	-0.05	12	-0.1	0.73	-0.001	-0.1	0.125	17.2	-0.2	-1	10.4
0501 B	7/10/1990	22.9	0.014	-0.05	-0.01	0.41	-0.05	12.21	-0.1	0.74	-0.001	-0.1	0.161	16.6	-0.2	-1	10
0501 B	10/9/1990	25.8	0.029	0.05	-0.01	0.68	-0.05	13.5	-0.1	0.88	-0.001	-0.1	0.2099	22.8	-0.2	1.4	14
0501 B	1/11/1991	24.7	0.02	0.05	-0.01	0.68	-0.05	12.4	-0.1	0.83	-0.001	-0.1	0.2768	25.9	-0.2	1.5	13.4
0501 B	4/10/1991	25.62	0.03	-0.01	-0.01	0.6	-0.05	8.12	-0.1	0.69	-0.001	-0.1	0.3332	22.5	2.6	5.9	17.7
0501 B	7/9/1991	40.84	0.016	0.06	-0.01	0.7	-0.05	12.21	-0.1	0.86	-0.001	-0.1	0.4356	18.2	-0.2	-1	9
0501 B	10/17/1991	52	0.022	0.09	-0.01	0.8	-0.05	15.24	-0.1	1.14	-0.001	-0.1	0.5918	15.5	-0.2	2.4	10
0501 B	1/21/1992	53.2	0.073	-0.01	0.02	0.86	0.05	13.9	-0.1	1.15	0.002	-0.1	0.434	31.0	-0.2	1.3	19
0501 B	4/14/1992	37.1	0.021	0.08	-0.01	0.82	-0.05	13.9	-0.1	0.95	-0.001	-0.1	0.379	22.1	-0.2	1.6	9.2
0501 B	7/14/1992	35.6	0.013	0.063	-0.01	0.98	-0.05	13.1	-0.1	1.07	-0.001	-0.1	0.539	15.6	-0.2	-1	10.2
0501 B	10/13/1992	36.1	0.025	-0.01	0.02	0.77	-0.05	13.6	-0.1	0.85	-0.001	-0.1	0.529	27.9	-0.2	3.3	15.9
0501 B	1/21/1993	39.2	0.021	-0.01	-0.01	0.63	-0.05	12.5	-0.1	1.01	-0.001	-0.1	0.225	13.9	-0.2	2.6	9
0501 B	4/14/1993	42	0.04	0.08	-0.01	0.99	-0.05	13.6	-0.1	1.14	-0.001	-0.1	0.421	18.3	-0.2	1.7	7.8
0501 B	7/15/1993	40.4	0.018	0.051	-0.01	0.71	-0.05	11.6	-0.1	0.75	-0.001	-0.1	0.18	12.0	-0.2	-1	7.5

TABLE 3.1
ZONE 3 DATA SUMMARY
1989-2002

Well Number	Date	Water Elevation (ft amsl)	Field pH (SU)	Lab pH (SU)	Lab TDS (mg/L)	Ca (mg/L)	Mg (mg/L)	Na (mg/L)	K (mg/L)	HCO3 (mg/L)	SO4 (mg/L)	Cl (mg/L)	NH4 as N (mg/L)	NO3 as N (mg/L)	Chloroform (mg/L)
NRC Standard		NA	NA	NA	NA	NA	NA	NA	NA	NA	NA	NA	NA	NA	0.001
EPA Standard		NA	NA	NA	4,800	NA	NA	NA	NA	NA	2,125	250	NA	190	NA
0502 B	7/23/1989	6,892.40	5.3	5.64	5,131	559	501	186	13.7	63	3,298	51	2.94	30	-0.001
0502 B	10/11/1989	6,888.10	5.1	5.66	5,192	513	483	184	18.7	51	3,563	55.3	1.26	38	-0.001
0502 B	1/3/1990	6,885.70	4.9	5.38	5,364	501	495	184	16.1	34	3,347	52	2.8	39	-0.001
0502 B	4/3/1990	6,883.90	4.7	5.28	5,400	491	500	180	15.5	29	3,296	55.8	2.17	39	-0.001
0502 B	7/2/1990	6,882.70	4.4	4.53	5,536	575	542	162	15.9	1	3,487	54.5	2.38	31.6	-0.001
0502 B	10/2/1990	6,881.40	4.7	5.22	5,143	435	453	159	15.4	12	3,377	51.4	0.8	10.5	-0.001
0502 B	1/4/1991	6,880.60	4.8	4.5	5,193	457	469	165	23.7	0	3,214	53	3.54	12.4	-0.001
0502 B	4/9/1991	6,880.00	4.4	4.57	5,227	527	508	158	20	5	3,410	36.3	4	14	-0.001
0502 B	7/16/1991	6,879.20	4.3	4.72	5,129	520	526	138	25.8	5	3,760	54.4	5.63	12.6	-0.001
0502 B	10/14/1991	6,878.10	4.1	3.88	5,164	384	349	139	20.7	0	3,233	61.3	6.8	10.2	-0.001
0502 B	1/14/1992	6,876.70	3.7	4.03	4,850	420	382	110	15.3	0	3,470	114	6.3	2.4	-0.001
0502 B	4/7/1992	6,875.70	3.7	3.44	5,134	439	388	111	16.6	0	3,407	41.7	12.2	-0.1	-0.001
0502 B	7/7/1992	6,874.50	3.6	3.67	5,229	513	461	97.3	16.4	0	3,424	20.4	9.1	-0.1	-0.001
0502 B	10/6/1992	6,873.10	3.8	3.18	5,350	488	440	101	16.8	0	3,695	24.4	6.3	0.24	-0.001
0502 B	1/6/1993	6,870.10	3.7	3.41	4,292	421	394	92	20.3	0	3,594	16.8	6.7	-0.1	-0.001
0502 B	4/6/1993	6,870.20	3.7	3.24	4,837	409	367	111	19	0	3,579	43	7.2	-0.1	-0.001
0502 B	7/13/1993	6,869.30	4.1	4.11	4,892	464	456	119	19.9	0	3,741	51.1	6.97	-0.1	-0.001
0502 B	10/6/1993	6,865.40	4.2	3.94	4,832	450	432	121	16.1	0	3,706	35.9	6.69	0.1	-0.001
0502 B	1/5/1994	6,867.20	4.1	2.89	5,012	475	435	128	14.6	0	3,674	45	6.63	18.2	-0.001
0502 B	4/13/1994	6,867.20	4.2	3.45	5,054	486	432	127	14.3	0	3,656	37.4	10.2	-0.1	-0.001
0502 B	7/21/1994	6,867.20	4.3	3.59	5,603	552	501	116	14.2	0	4,100	29	6.23	-0.1	-0.001
0502 B	10/5/1994	6,867.20	4.3	4.23	5,017	470	489	129	14	0	3,739	29.4	5.86	-0.1	-0.001
0502 B	1/5/1995	6,866.50	4.1	4.27	5,078	457	488	125	14.4	0	3,652	33.3	7.9	-0.1	-0.001
0502 B	4/5/1995	6,866.40	4.2	3.89	5,106	484	494	122	13.6	0	3,860	24.2	6.4	-0.1	-0.001
0502 B	7/6/1995	6,866.10	4.4	4.18	5,090	455	478	118	13.1	0	3,615	31	6.46	-0.1	-0.001
0502 B	10/4/1995	6,866.10	4.5	4.42	4,852	445	470	123	12.8	0	3,555	29	5.39	0.3	-0.001
0502 B	1/4/1996	6,866.10	4.2	3.82	5,022	470	485	122	13.3	0	3,710	29.3	3.16	-0.1	-0.001
0502 B	4/2/1996	6,865.70	4.8	4.47	5,428	478	525	119	13.5	0	3,810	31.2	3.62	-0.1	-0.001
0502 B	7/7/1996	6,865.40	4.5	3.4	5,317	460	475	120	14.2	0	3,550	34	3.83	0.11	-0.001
0502 B	10/1/1996	6,865.50	4.7	3.72	5,570	480	517	123	13.9	0	3,648	29.3	3.58	-0.1	-0.001
0502 B	1/21/1997	6,865.70	4.8	4.01	5,570	485	525	116	14	0	3,755	32.1	4.54	-0.1	-0.001
0502 B	4/8/1997	6,864.80	4.7	4.39	5,610	506	550	145	13.4	0	3,960	31.2	3.03	-0.1	0.001

TAB B.1
ZONE 3 DATA SUMMARY
1989-2002

Well Number	Date	Al (mg/L)	As (mg/L)	Be (mg/L)	Cd (mg/L)	Co (mg/L)	Pb (mg/L)	Mn (mg/L)	Mo (mg/L)	Ni (mg/L)	Se (mg/L)	V (mg/L)	U (mg/L)	Ra-226+ Ra-228 (pCi/L)	Th-230 (pCi/L)	Pb-210 (pCi/L)	Gross Alpha (pCi/L)
NRC Standard		**NA**	**0.05**	**0.05**	**0.01**	**NA**	**0.05**	**NA**	**NA**	**0.05**	**0.01**	**0.1**	**0.3**	**5.0**	**5.0**	**1.0**	**15.0**
EPA Standard		**5.0**	**0.05**	**0.017**	**0.01**	**0.05**	**0.05**	**2.6**	**1.0**	**0.2**	**0.01**	**0.7**	**5.0**	**5.0**	**NA**	**NA**	**15.0**
0502 B	7/23/1989	2.2	0.001	-0.05	-0.01	0.26	-0.05	6.9	9.3	0.24	0.003	-0.1	0.0543	17.2	-0.2	2.3	30.5
0502 B	10/11/1989	2.2	0.009	-0.05	-0.01	0.19	-0.05	5.7	23	0.21	0.01	-0.1	0.064	9.8	18.1	4.1	23
0502 B	1/3/1990	16	0.009	-0.05	-0.01	0.21	-0.05	5.8	22	0.27	0.003	-0.1	0.113	13.6	-0.2	6.7	9.3
0502 B	4/3/1990	8.5	0.012	-0.05	-0.01	0.27	-0.05	7	19	0.32	0.004	-0.1	0.064	15.8	-0.2	2.8	9.4
0502 B	7/2/1990	22.7	0.027	-0.05	-0.01	0.28	-0.05	8.9	9.1	0.33	0.003	-0.1	0.204	27.4	-0.2	7.9	15
0502 B	10/2/1990	2.4	0.014	-0.05	-0.01	0.39	-0.05	9	5.2	0.38	0.002	-0.1	0.054	16.0	-0.2	-1	15
0502 B	1/4/1991	22.4	0.024	0.03	-0.01	0.52	-0.05	11.1	2.1	0.55	0.002	-0.1	0.208	30.0	-0.2	-1	18
0502 B	4/9/1991	15.7	0.003	-0.05	-0.01	0.4	-0.05	8.51	0.68	0.44	0.001	-0.1	0.2058	26.2	-0.2	-1	12
0502 B	7/16/1991	1	0.009	-0.01	-0.01	0.59	-0.05	12.56	0.85	0.66	-0.001	-0.1	0.323	23.5	-0.2	2.9	13
0502 B	10/14/1991	54.2	0.004	0.012	-0.01	0.68	-0.05	13.6	1.01	0.78	0.001	-0.1	0.28	29.8	-0.2	-1	18
0502 B	1/14/1992	74.7	0.023	0.13	-0.01	0.67	-0.05	14.6	2.41	0.84	0.004	-0.1	0.344	4.5	-0.2	-1	3
0502 B	4/7/1992	89.5	0.04	0.14	-0.01	0.71	-0.05	17.7	2.3	0.74	-0.001	-0.1	0.567	30.7	-0.2	2	12.7
0502 B	7/7/1992	92.2	0.068	0.12	-0.01	0.75	-0.05	15.1	1.17	0.72	0.001	-0.1	0.43	24.2	-0.2	-1	8.4
0502 B	10/6/1992	68.7	0.036	0.13	-0.01	0.79	-0.05	14.3	1	0.89	0.004	-0.1	0.552	26.5	-0.2	-1	10.4
0502 B	1/6/1993	96.9	0.036	0.13	0.02	0.77	-0.05	16	0.6	1.02	-0.001	-0.1	0.715	38.7	-0.2	-1	19.9
0502 B	4/6/1993	101	0.696	0.14	-0.01	0.75	-0.05	15.23	1.15	0.05	0.003	-0.1	0.812	34.8	-0.2	3.3	11.5
0502 B	7/13/1993	87	0.018	-0.005	-0.01	0.97	-0.05	14.2	0.74	1.09	-0.001	-0.1	0.478	17.0	-0.2	-1	8.5
0502 B	10/6/1993	57.8	0.004	0.09	-0.01	0.74	-0.05	12.4	0.51	0.93	-0.001	-0.1	0.177	21.8	-0.2	2	9
0502 B	1/5/1994	57.1	0.007	0.08	-0.01	0.85	-0.05	12.6	0.41	0.78	-0.001	-0.1	0.347	16.2	-0.2	1.1	20.4
0502 B	4/13/1994	54.5	0.005	0.05	-0.01	0.7	-0.05	10.5	0.41	0.79	-0.001	-0.1	0.332	14.4	-0.2	3.8	18.3
0502 B	7/21/1994	44.2	0.003	0.04	-0.01	0.82	-0.05	12	0.35	0.97	-0.001	-0.1	0.205	19.2	-0.2	4.4	24.3
0502 B	10/5/1994	26.7	0.004	0.03	-0.01	0.64	-0.05	9.18	0.28	0.7	-0.001	-0.1	0.188	13.3	-0.2	1.2	16.6
0502 B	1/5/1995	32.3	-0.001	0.04	-0.01	0.72	-0.05	10.5	0.2	0.85	-0.001	-0.1	0.211	16.9	-0.2	-1	19.2
0502 B	4/5/1995	27.2	0.003	0.03	-0.01	0.81	-0.05	11.1	0.19	0.74	-0.001	-0.1	0.191	17.0	-0.2	2	21.3
0502 B	7/6/1995	16.9	0.005	0.02	-0.01	0.69	-0.05	9.65	0.19	0.77	-0.001	-0.1	0.1321	14.5	-0.2	2	24
0502 B	10/4/1995	13.3	0.001	0.02	-0.01	0.66	-0.05	9.2	0.15	0.73	-0.001	-0.1	0.129	23.6	-0.2	-1	16.6
0502 B	1/4/1996	16.1	0.002	0.02	-0.01	0.66	-0.05	10.3	0.12	0.72	-0.001	-0.1	0.134	21.7	-0.2	2.7	11.6
0502 B	4/2/1996	12.1	0.001	0.02	-0.01	0.63	-0.05	9.08	0.11	0.66	-0.001	-0.1	0.154	19.6	2.1	-1	11.2
0502 B	7/7/1996	16.9	0.002	-0.01	-0.01	0.68	-0.05	10.3	0.13	0.74	-0.001	-0.1	0.148	30.6	0.6	5.3	16.2
0502 B	10/1/1996	13.6	0.001	0.02	-0.01	0.62	-0.05	9.6	-0.1	0.68	0.002	-0.1	0.105	28.9	1.1	-1	16.3
0502 B	1/21/1997	18.3	0.002	0.02	-0.01	0.63	-0.05	10.7	-0.1	0.67	-0.001	-0.1	0.138	29.4	-0.2	-1	8.2
0502 B	4/8/1997	9.48	-0.001	0.01	-0.01	0.54	-0.05	5.3	0.67	0.48	-0.001	-0.1	0.12	35.8	-0.2	-1	26.1

TABLE B.1
ZONE 3 DATA SUMMARY
1989-2002

Well Number	Date	Water Elevation (ft amsl)	Field pH (SU)	Lab pH (SU)	Lab TDS (mg/L)	Ca (mg/L)	Mg (mg/L)	Na (mg/L)	K (mg/L)	HCO3 (mg/L)	SO4 (mg/L)	Cl (mg/L)	NH4 as N (mg/L)	NO3 as N (mg/L)	Chloroform (mg/L)
NRC Standard		**NA**	**NA**	**NA**	**NA**	**NA**	**NA**	**NA**	**NA**	**NA**	**NA**	**NA**	**NA**	**NA**	**0.001**
EPA Standard		**NA**	**NA**	**NA**	**4,800**	**NA**	**NA**	**NA**	**NA**	**NA**	**2,125**	**250**	**NA**	**190**	**NA**
0502 B	7/8/1997	6,864.40	5.7	4.2	5,710	516	557	125	14.8	0	4,000	32.9	3.94	-0.1	-0.001
0502 B	10/8/1997	6,865.00	4.3	3.75	5,700	492	523	110	13.1	0	3,590	34	4.01	-0.1	-0.001
0502 B	1/16/1998	6,864.20	4.8	4.62	5,720	479	522	118	14.3	2	3,700	33.5	5.14	-0.1	-0.001
0502 B	4/7/1998	6,864.30	4.3	3.99	5,730	485	536	113	13	0	3,570	28.6	3.27	-0.1	-0.001
0502 B	7/7/1998	6,864.90	4.6	4.11	5,570	480	536	115	13.6	0	3,500	29.7	3.85	-0.1	-0.001
0502 B	10/6/1998	6,865.10	4.46	4.54	5,840	500	559	120	14.7	0	3,720	28.3	0.9	-0.1	-0.001
0502 B	1/6/1999	6,863.90	4.2	4.53	5,870	483	568	124	12.7	0	4,000	29.6	3.72	-0.1	-0.001
0502 B	4/6/1999	6,864.00	4.5	4.79	5,880	472	545	108	13.2	4	3,730	34.7	3.54	-0.1	-0.001
0502 B	7/13/1999	6,863.30	4.7	3.9	5,820	487	580	100	14.2	0	3,800	24.9	3.25	-0.1	-0.001
0502 B	10/5/1999	6,863.70	4.25	3.78	5,830	503	612	114	13.6	0	4,050	31.2	3.87	-0.1	-0.001
0502 B	1/4/2000	6,863.90	4.3	4.29	5,750	469	572	105	14	0	3,720	28.9	3.29	-0.1	-0.001

TABLE B.1
ZONE 3 DATA SUMMARY
1989-2002

Well Number	Date	Al (mg/L)	As (mg/L)	Be (mg/L)	Cd (mg/L)	Co (mg/L)	Pb (mg/L)	Mn (mg/L)	Mo (mg/L)	Ni (mg/L)	Se (mg/L)	V (mg/L)	U (mg/L)	Ra-226+ Ra-228 (pCi/L)	Th-230 (pCi/L)	Pb-210 (pCi/L)	Gross Alpha (pCi/L)
NRC Standard		**NA**	**0.05**	**0.05**	**0.01**	**NA**	**0.05**	**NA**	**NA**	**0.05**	**0.01**	**0.1**	**0.3**	**5.0**	**5.0**	**1.0**	**15.0**
EPA Standard		**5.0**	**0.05**	**0.017**	**0.01**	**0.05**	**0.05**	**2.6**	**1.0**	**0.2**	**0.01**	**0.7**	**5.0**	**5.0**	**NA**	**NA**	**15.0**
0502 B	7/8/1997	15.1	-0.001	-0.01	-0.01	0.59	-0.05	10.1	-0.1	0.56	-0.001	-0.1	0.132	26.1	-0.2	4.6	12.7
0502 B	10/8/1997	7.71	0.008	0.01	-0.01	0.66	-0.05	11.4	0.11	0.63	-0.001	-0.1	0.089	26.0	-0.2	-1	10.7
0502 B	1/16/1998	11.8	0.003	0.01	-0.01	0.58	-0.05	10.7	0.11	0.64	-0.001	0.1	0.13	28.7	-0.2	-1	21.2
0502 B	4/7/1998	8.5	-0.001	0.01	0.005	0.5	-0.05	9.35	-0.1	0.52	-0.001	-0.1	0.126	36.2	-0.2	-1	11.9
0502 B	7/7/1998	8.32	-0.001	0.01	0.006	0.5	-0.05	10.2	0.14	0.53	-0.001	-0.1	0.131	36.9	-0.2	-1	18
0502 B	10/6/1998	6.74	0.005	-0.01	0.006	0.5	-0.05	9.7	0.11	0.54	-0.001	-0.1	0.121	30.6	-0.2	15.4	15.4
0502 B	1/6/1999	8.16	-0.001	0.01	0.006	0.47	-0.05	9.65	-0.1	0.52	-0.001	-0.1	0.135	26.8	-0.2	18.1	18.1
0502 B	4/6/1999	6.86	-0.001	-0.01	0.009	0.55	-0.05	10.5	-0.1	0.54	-0.001	-0.1	0.125	29.6	1.4	27.1	27.1
0502 B	7/13/1999	6.14	-0.001	-0.01	0.006	0.42	-0.05	10.6	-0.1	0.42	-0.001	-0.1	0.12	25.7	-0.2	-1	14.4
0502 B	10/5/1999	8.31	-0.001	-0.01	0.008	0.57	-0.05	12	0.14	0.49	-0.001	-0.1	0.132	36.0	-0.2	-1	13.1
0502 B	1/4/2000	7.15	-0.001	0.02	-0.005	0.5	-0.05	11.4	-0.1	0.53	-0.001	-0.1	0.131	24.0	-0.2	-1	9.8

TABLE B.1
ZONE 3 DATA SUMMARY
1989-2002

Well Number	Date	Water Elevation (ft amsl)	Field pH (SU)	Lab pH (SU)	Lab TDS (mg/L)	Ca (mg/L)	Mg (mg/L)	Na (mg/L)	K (mg/L)	HCO3 (mg/L)	SO4 (mg/L)	Cl (mg/L)	NH4 as N (mg/L)	NO3 as N (mg/L)	Chloroform (mg/L)
NRC Standard		NA	NA	NA	NA	NA	NA	NA	NA	NA	NA	NA	NA	NA	0.001
EPA Standard		NA	NA	NA	4,800	NA	NA	NA	NA	NA	2,125	250	NA	190	NA
0504 B	7/23/1989	6,868.10	6.2	6.5	4,631	515	440	172	10.5	293	3,027	37.9	0.49	0.05	-0.001
0504 B	10/11/1989	6,867.30	5.9	6.68	4,674	491	384	150	13.8	271	2,947	39	0.58	0.23	-0.001
0504 B	1/3/1990	6,865.90	5.7	6.36	4,458	497	373	146	11	217	2,793	35.9	0.7	0.05	-0.001
0504 B	4/3/1990	6,864.60	6	6.3	4,622	503	407	144	10.8	203	2,751	36.9	0.79	0.08	-0.001
0504 B	7/2/1990	6,863.50	5.6	6.32	4,598	554	424	143	10.6	229	2,931	33.2	0.36	0.06	-0.001
0504 B	10/2/1990	6,862.70	5.8	6.71	4,631	469	456	146	10.5	198	3,067	33.7	0.39	0.02	-0.001
0504 B	1/3/1991	6,862.70	5.7	6.25	4,687	534	446	140	31.6	166	3,022	32.5	0.86	0.08	-0.001
0504 B	4/9/1991	6,861.70	5.6	6.51	4,678	531	437	134	13.5	159	2,979	30.9	0.74	0.07	-0.001
0504 B	7/16/1991	6,860.70	5.6	6.3	4,769	535	392	132	10.8	161	3,427	33.1	0.91	0.1	-0.001
0504 B	10/14/1991	6,857.30	5.8	6.62	4,495	456	269	131	8.3	245	2,640	39.2	0.44	0.03	-0.001
0504 B	1/14/1992	6,855.40	5.4	6.06	5,014	502	378	161	10.8	121	3,119	40.3	3.1	-0.01	-0.001
0504 B	4/7/1992	6,855.90	5.4	6.21	5,112	500	473	162	13.1	207	3,372	31.4	0.92	-0.1	-0.001
0504 B	7/7/1992	6,855.80	5.1	7.63	5,218	578	463	194	14.1	51	3,249	41	0.63	-0.1	-0.001
0504 B	10/6/1992	6,851.70	5.4	5.85	5,061	593	430	185	13.9	63	3,278	37.3	0.84	-0.1	-0.001
0504 B	1/21/1993	6,849.90	5.4	5.9	4,440	525	378	159	14.3	38	3,194	43.2	0.93	-0.1	-0.001
0504 B	4/14/1993	6,849.90	5.6	6.5	4,825	519	494	171	10.4	83	3,373	37.6	0.76	-0.1	-0.001
0504 B	7/15/1993	6,848.40	5.6	4.91	4,659	540	464	160	14.8	13	3,430	41.2	0.93	-0.1	-0.001
0504 B	10/6/1993	6,844.70	5.7	5.67	4,372	543	385	155	11	28	3,129	33.5	0.6	0.2	-0.001
0504 B	1/5/1994	6,847.00	5.7	6.01	5,244	578	450	145	10.6	59	3,491	38.7	0.8	-0.1	-0.001
0504 B	4/13/1994	6,846.50	5.8	6.01	5,083	580	433	138	10.6	48	3,448	37.9	1.82	-0.1	-0.001
0504 B	7/21/1994	6,846.30	5.9	6.25	4,998	600	452	135	11.1	63	3,467	32.3	0.91	-0.1	-0.001
0504 B	10/5/1994	6,846.30	5.8	6.56	5,208	604	489	176	12.5	68	3,421	35.5	1.4	-0.1	-0.001
0504 B	1/5/1995	6,844.80	5.8	6.41	4,827	570	406	152	12.2	117	3,232	35.8	1.38	-0.1	-0.001
0504 B	4/5/1995	6,845.00	5.8	7.46	5,199	527	487	145	11.3	35	3,710	37.1	1.49	-0.1	-0.001
0504 B	7/6/1995	6,845.10	6.3	6.51	4,787	515	470	145	11.7	59	3,298	33.5	1.64	-0.1	-0.001
0504 B	10/4/1995	6,844.10	6	6.7	4,530	490	450	151	11.6	71	3,315	33	1.36	0.23	-0.001
0504 B	1/4/1996	6,843.30	6.2	6.44	4,519	530	455	156	11.3	92	3,116	32	0.66	1.68	-0.001
0504 B	4/2/1996	6,843.10	7	6.82	5,270	530	515	59.4	13.1	62	3,630	37.5	0.74	-0.1	-0.001
0504 B	7/7/1996	6,842.70	6	6.22	5,316	515	475	153	13.4	44	3,440	39.2	0.67	-0.1	-0.001
0504 B	10/1/1996	6,842.20	6.3	6	5,260	539	509	154	12.7	54	3,427	34.6	0.62	-0.1	-0.001
0504 B	1/21/1997	6,843.90	6.1	5.61	5,220	515	525	149	14.1	9	3,530	34.2	0.72	-0.1	-0.001
0504 B	4/8/1997	6,842.10	6.1	6.92	5,180	537	534	145	12.5	76	3,640	37.5	0.61	-0.1	0.001

TABLE B.1
ZONE 3 DATA SUMMARY
1989-2002

Well Number	Date	Al (mg/L)	As (mg/L)	Be (mg/L)	Cd (mg/L)	Co (mg/L)	Pb (mg/L)	Mn (mg/L)	Mo (mg/L)	Ni (mg/L)	Se (mg/L)	V (mg/L)	U (mg/L)	Ra-226+ Ra-228 (pCi/L)	Th-230 (pCi/L)	Pb-210 (pCi/L)	Gross Alpha (pCi/L)
NRC Standard		**NA**	**0.05**	**0.05**	**0.01**	**NA**	**0.05**	**NA**	**NA**	**0.05**	**0.01**	**0.1**	**0.3**	**5.0**	**5.0**	**1.0**	**15.0**
EPA Standard		**5.0**	**0.05**	**0.017**	**0.01**	**0.05**	**0.05**	**2.6**	**1.0**	**0.2**	**0.01**	**0.7**	**5.0**	**5.0**	**NA**	**NA**	**15.0**
0504 B	7/23/1989	0.25	0.113	-0.05	-0.01	0.14	-0.05	2.5	24	0.24	0.001	-0.1	0.1	32.4	-0.2	-1	66.1
0504 B	10/11/1989	0.2	0.054	-0.05	0.09	0.26	-0.05	3.1	9.9	0.37	-0.001	-0.1	0.122	23.3	11.1	2.7	27.5
0504 B	1/3/1990	0.22	0.025	-0.05	-0.01	0.16	-0.05	2.3	4.2	0.25	0.001	-0.1	0.286	28.2	1.6	5.7	18.1
0504 B	4/3/1990	-0.1	0.017	-0.05	-0.01	0.3	-0.05	4.1	7.8	0.52	0.001	-0.1	0.101	29.2	-0.2	1.6	12.5
0504 B	7/2/1990	-0.1	0.023	-0.05	-0.01	0.28	-0.05	3.8	8.32	0.45	0.001	-0.1	0.1468	36.2	-0.2	3.3	20
0504 B	10/2/1990	-0.1	0.021	-0.05	-0.01	0.34	-0.05	3.6	13.3	0.46	-0.001	-0.1	0.13	31.2	-0.2	-1	20
0504 B	1/3/1991	-0.1	0.002	-0.01	-0.01	0.49	-0.05	4.85	3.6	0.6	0.001	-0.1	0.3797	38.9	-0.2	-1	25
0504 B	4/9/1991	-0.1	0.001	-0.05	-0.01	0.35	-0.05	4.39	2.83	0.49	-0.001	-0.1	0.147	40.9	-0.2	-1	25
0504 B	7/16/1991	-0.1	-0.001	-0.01	-0.01	0.43	-0.05	4.47	2.7	0.54	-0.001	-0.1	0.279	28.0	-0.2	3.2	16
0504 B	10/14/1991	-0.1	0.573	-0.01	-0.01	0.22	-0.05	2.96	75	0.3	-0.001	-0.1	0.14	9.0	-0.2	-1	7
0504 B	1/14/1992	-0.1	0.34	-0.01	-0.01	0.5	-0.05	5.08	43.4	0.67	-0.001	-0.1	0.029	22.2	-0.2	-1	16
0504 B	4/7/1992	-0.1	0.035	-0.01	-0.01	0.53	-0.05	7.1	9.6	0.63	0.002	-0.1	0.124	20.1	-0.2	-1	7.6
0504 B	7/7/1992	-0.1	0.388	-0.01	-0.01	0.7	-0.05	6.66	56.4	0.88	0.001	-0.1	0.02	13.0	-0.2	-1	8.5
0504 B	10/6/1992	1.1	0.257	-0.01	-0.01	0.66	-0.05	6.88	49.8	0.91	0.002	-0.1	0.042	20.4	-0.2	-1	12.5
0504 B	1/21/1993	1.3	0.181	-0.01	-0.01	0.57	-0.05	7.05	45.4	0.9	-0.001	-0.1	0.033	13.3	-0.2	4.7	10
0504 B	4/14/1993	0.1	0.042	-0.01	-0.01	-0.01	-0.05	5.94	12.7	0.67	-0.001	-0.1	0.176	20.8	-0.2	-1	10.5
0504 B	7/15/1993	1.17	0.139	-0.01	-0.01	1	-0.05	6.68	12.4	1.27	0.002	-0.1	0.064	17.0	-0.2	-1	9.9
0504 B	10/6/1993	0.17	0.014	-0.01	-0.01	0.52	-0.05	4.94	7	0.7	-0.001	-0.1	0.051	21.5	-0.2	-1	15
0504 B	1/5/1994	-0.1	0.041	-0.01	-0.01	0.46	-0.05	6	3.4	0.54	-0.001	-0.1	0.085	37.1	-0.2	-1	46.1
0504 B	4/13/1994	-0.1	0.019	-0.01	-0.01	0.52	-0.05	6.09	4.97	0.73	-0.001	-0.1	0.059	31.1	-0.2	2.6	29
0504 B	7/21/1994	0.15	0.012	-0.01	-0.01	0.45	-0.05	5.8	1.03	0.6	-0.001	-0.1	0.084	41.6	-0.2	2.5	53.4
0504 B	10/5/1994	-0.1	0.01	-0.01	-0.01	0.36	-0.05	5.14	5.36	0.54	-0.001	-0.1	0.081	28.3	-0.2	2	35.4
0504 B	1/5/1995	-0.1	0.009	-0.01	-0.01	0.37	-0.05	4.62	0.85	0.51	-0.001	-0.1	0.123	39.7	-0.2	-1	49
0504 B	4/5/1995	-0.1	0.011	-0.01	-0.01	0.54	-0.05	6.2	2.67	0.56	-0.001	-0.1	0.073	31.6	-0.2	-1	39.2
0504 B	7/6/1995	-0.1	0.01	-0.01	-0.01	0.47	-0.05	5.63	2.11	0.58	-0.001	-0.1	0.0792	27.0	-0.2	1.3	51.9
0504 B	10/4/1995	-0.1	0.008	-0.01	-0.01	0.47	-0.05	5.5	0.77	0.61	-0.001	-0.1	0.078	34.8	-0.2	-1	25.5
0504 B	1/4/1996	-0.1	0.005	-0.01	-0.01	0.43	-0.05	4.79	0.52	0.5	-0.001	-0.1	0.119	37.1	-0.2	3.4	27.4
0504 B	4/2/1996	-0.1	0.01	-0.01	-0.01	0.5	-0.05	5.73	0.41	0.61	-0.001	-0.1	0.088	36.2	-0.2	-1	23.3
0504 B	7/7/1996	-0.1	0.01	-0.01	-0.01	0.49	-0.05	6.04	0.47	0.63	-0.001	-0.1	0.081	47.5	0.7	2.3	20.4
0504 B	10/1/1996	-0.1	0.005	-0.01	-0.01	0.48	-0.05	5.68	0.36	0.6	0.002	-0.1	0.072	40.1	0.8	-1	25.2
0504 B	1/21/1997	0.16	0.017	-0.01	-0.01	0.41	-0.05	6	0.64	0.57	-0.001	-0.1	0.057	48.9	-0.2	-1	14.1
0504 B	4/8/1997	-0.1	-0.001	-0.01	-0.01	0.37	-0.05	5.3	0.67	0.48	-0.001	-0.1	0.106	43.9	-0.2	-1	43.7

TABLE 3.1
ZONE 3 DATA SUMMARY
1989-2002

Well Number	Date	Water Elevation (ft amsl)	Field pH (SU)	Lab pH (SU)	Lab TDS (mg/L)	Ca (mg/L)	Mg (mg/L)	Na (mg/L)	K (mg/L)	HCO3 (mg/L)	SO4 (mg/L)	Cl (mg/L)	NH4 as N (mg/L)	NO3 as N (mg/L)	Chloroform (mg/L)
NRC Standard		NA	NA	NA	NA	NA	NA	NA	NA	NA	NA	NA	NA	NA	0.001
EPA Standard		NA	NA	NA	4,800	NA	NA	NA	NA	NA	2,125	250	NA	190	NA
0504 B	7/8/1997	6,841.30	7.1	6.53	5,390	564	565	153	13.8	43	3,850	37.7	0.67	-0.1	-0.001
0504 B	10/8/1997	6,841.70	5.7	6.4	5,350	531	519	141	12.3	26	3,430	37.5	0.78	0.15	-0.001
0504 B	1/16/1998	6,841.20	5.8	6.6	5,360	517	520	152	13.4	33	3,500	36.4	1.12	0.1	-0.001
0504 B	4/7/1998	6,841.00	5.7	5.91	5,420	518	529	146	12.3	19	3,350	32.4	0.76	-0.1	-0.001
0504 B	7/7/1998	6,841.00	6	4.34	5,140	503	519	153	12.7	0	3,550	33	0.96	-0.1	-0.001
0504 B	10/6/1998	6,841.20	5.7	6.33	5,340	543	555	158	13.8	30	3,500	32.7	3.99	0.29	-0.001
0504 B	1/6/1999	6,841.00	5.6	6.36	5,340	463	524	141	12.3	38	3,700	33	0.7	0.19	-0.001
0504 B	4/6/1999	6,841.20	5.5	6.53	5,370	508	542	140	12.4	31	3,440	38.6	0.8	-0.1	-0.001
0504 B	7/13/1999	6,840.81	6.5	6.51	5,350	522	558	132	13.3	28	3,500	32	0.75	0.38	-0.001
0504 B	10/5/1999	6,841.40	5.73	5.53	5,260	540	583	152	12.5	9	3,740	34	0.96	0.26	-0.001
0504 B	1/4/2000	6,841.50	6	7.11	5,220	497	543	135	12.7	31	3,380	30.2	0.64	0.5	-0.001
0504 B	5/1/2000	6,841.40	5.6	6.69	5,500	474	526	134	12.3	51	3,480	34	0.75	-0.1	-0.001
0504 B	7/10/2000	6,841.30	5.45	6.2	5,510	506	570	150	12.3	48	3,440	28.4	0.68	-0.1	-0.001
0504 B	10/2/2000	6,841.40	6.52	6.28	5,650	510	620	147	13.8	44	3,740	33	0.53	-0.1	-0.001
0504 B	1/15/2001	6,841.80	5.02	5.92	5,590	480	564	135	12.5	43	4,100	34.6	0.71	-0.1	-0.001
0504 B	4/2/2001	6,841.80	7.5	6.02	5,590	479	595	153	12.1	13	3,480	29.3	0.88	-0.1	-0.001
0504 B	7/16/2001	6,841.70	3.5	3.7	5,810	458	590	134	24.3	0	3,570	44	0.84	-0.1	-0.001
0504 B	10/8/2001	6,841.85	3.55	5.8	5,920	450	590	132	12.3	27	3,300	35.9	0.77	-0.1	-0.001
0504 B	1/7/2002	6,841.60	5.46	3.5	5,840	499	628	128	13	0	3,940	42	0.63	-0.1	-0.001
0504 B	4/8/2002	6,841.90	3.3	3.36	5,980	477	616	142	12.6	0	3,810	33.5	0.7	-0.1	-0.001
0504 B	7/15/2002	6,841.80	4.55	3.42	6,060	561	713	143	12.3	0	4,430	25.6	1.23	-0.1	-0.001
0504 B	10/14/2002	6,841.70	3.43	3.8	4,980	460	605	144	11.5	0	3,710	26.8	1.16	-0.1	-0.001

TABLE B.1
ZONE 3 DATA SUMMARY
1989-2002

Well Number	Date	Al (mg/L)	As (mg/L)	Be (mg/L)	Cd (mg/L)	Co (mg/L)	Pb (mg/L)	Mn (mg/L)	Mo (mg/L)	Ni (mg/L)	Se (mg/L)	V (mg/L)	U (mg/L)	Ra-226+ Ra-228 (pCi/L)	Th-230 (pCi/L)	Pb-210 (pCi/L)	Gross Alpha (pCi/L)
NRC Standard		**NA**	**0.05**	**0.05**	**0.01**	**NA**	**0.05**	**NA**	**NA**	**0.05**	**0.01**	**0.1**	**0.3**	**5.0**	**5.0**	**1.0**	**15.0**
EPA Standard		**5.0**	**0.05**	**0.017**	**0.01**	**0.05**	**0.05**	**2.6**	**1.0**	**0.2**	**0.01**	**0.7**	**5.0**	**5.0**	**NA**	**NA**	**15.0**
0504 B	7/8/1997	0.17	0.017	-0.01	-0.01	0.38	-0.05	5.81	1.38	0.49	-0.001	-0.1	0.068	43.2	-0.2	-1	17
0504 B	10/8/1997	0.16	0.02	-0.01	-0.01	0.45	-0.05	6.71	4.69	0.56	-0.001	-0.1	0.087	34.7	-0.2	-1	16.3
0504 B	1/16/1998	1.15	0.025	-0.01	-0.01	0.41	-0.05	6.37	6.75	0.57	-0.001	-0.1	0.1607	39.2	-0.2	-1	42
0504 B	4/7/1998	0.22	0.024	-0.01	-0.005	0.32	-0.05	5.4	7.43	0.43	-0.001	-0.1	0.0594	36.9	-0.2	-1	18.7
0504 B	7/7/1998	0.23	0.013	-0.01	-0.005	0.31	-0.05	5.78	8.79	0.44	-0.001	-0.1	0.0359	34.6	-0.2	-1	20
0504 B	10/6/1998	0.24	0.019	-0.01	-0.005	0.31	-0.05	5.48	9.2	0.446	-0.001	-0.1	0.0378	29.1	-0.2	-1	15.8
0504 B	1/6/1999	0.33	0.025	-0.01	0.007	0.3	-0.05	5.6	12.4	0.42	-0.001	-0.1	0.0435	34.4	-0.2	-1	32
0504 B	4/6/1999	0.37	0.015	-0.01	-0.005	0.33	-0.05	5.8	9.48	0.43	-0.001	-0.1	0.0531	36.3	-0.2	-1	50
0504 B	7/13/1999	0.17	0.02	-0.01	-0.005	0.24	-0.05	5.7	14.6	0.35	-0.001	-0.1	0.0288	25.7	-0.2	-1	17.3
0504 B	10/5/1999	-0.1	0.022	-0.01	0.007	0.33	-0.05	6.27	16.3	0.4	0.001	-0.1	0.0392	29.9	-0.2	-1	12.6
0504 B	1/4/2000	-0.1	0.021	-0.01	-0.005	0.32	-0.05	6.02	14.5	0.48	-0.001	-0.1	0.0454	28.5	-0.2	-1	12.3
0504 B	5/1/2000	0.3	0.033	-0.01	0.025	0.34	-0.05	6.67	15.7	0.51	-0.001	-0.1	0.0388	37.6	-0.2	-1	22.6
0504 B	7/10/2000	0.21	0.025	-0.01	-0.005	0.3	-0.05	6.18	13.4	0.41	-0.001	-0.1	0.0498	34.2	-0.2	-1	21
0504 B	10/2/2000	0.2	0.033	-0.01	-0.005	0.35	-0.05	6.23	14.3	0.36	-0.001	-0.1	0.0226	30.8	-0.2	-1	25
0504 B	1/15/2001	0.2	0.028	-0.01	0.008	0.29	-0.05	5.99	12.3	0.44	-0.001	-0.1	0.031	33.6	-0.2	-1	18.7
0504 B	4/2/2001	0.3	0.026	-0.01	-0.005	0.31	-0.05	6.2	12.9	0.48	-0.001	-0.1	0.027	36.3	-0.2	-1	15.5
0504 B	7/16/2001	0.3	0.036	-0.01	-0.005	0.28	-0.05	6.2	10.5	0.43	-0.001	-0.1	0.028	43.8	-0.2	-1	16.9
0504 B	10/8/2001	0.16	0.026	-0.01	-0.005	0.22	-0.05	5.3	7.49	0.29	-0.001	-0.1	0.0257	36.0	-0.2	-1	23
0504 B	1/7/2002	0.2	0.023	-0.01	-0.005	0.26	-0.05	6.37	7.3	0.41	-0.001	-0.1	0.0242	41.4	-0.2	-1	16.7
0504 B	4/8/2002	0.2	0.018	-0.01	-0.005	0.31	-0.05	7.84	9.9	0.43	-0.001	-0.1	0.0278	33.0	-0.2	-1	20.4
0504 B	7/15/2002	-0.1	0.02	-0.01	-0.005	0.26	-0.05	6.37	7.1	0.28	-0.001	-0.1	0.0296	41.0	-0.2	-1	17.3
0504 B	10/14/2002	0.2	0.019	-0.01	-0.005	0.27	-0.05	6.96	6.8	0.36	-0.001	-0.1	0.0331	25.5	-0.2	-1	18.7

TABLE B.1
ZONE 3 DATA SUMMARY
1989-2002

Well Number	Date	Water Elevation (ft amsl)	Field pH (SU)	Lab pH (SU)	Lab TDS (mg/L)	Ca (mg/L)	Mg (mg/L)	Na (mg/L)	K (mg/L)	HCO3 (mg/L)	SO4 (mg/L)	Cl (mg/L)	NH4 as N (mg/L)	NO3 as N (mg/L)	Chloroform (mg/L)
NRC Standard		NA	NA	NA	NA	NA	NA	NA	NA	NA	NA	NA	NA	NA	0.001
EPA Standard		NA	NA	NA	4,800	NA	NA	NA	NA	NA	2,125	250	NA	190	NA
0517	7/23/1989	6,899.70	6	6.51	3,617	543	291	111	4.5	303	2,079	20.9	0.53	39	0.0011
0517	10/11/1989	6,893.20	6.1	6.5	3,738	507	290	117	6.8	298	2,199	21.8	0.31	43	-0.001
0517	1/3/1990	6,894.80	5.4	5.9	4,096	523	318	138	8.1	168	2,434	27.9	0.74	45	-0.001
0517	4/3/1990	6,892.60	5.6	6.24	4,306	515	360	140	8.1	220	2,556	28.3	0.9	44	-0.001
0517	7/2/1990	6,892.90	5.6	6.2	4,318	526	387	127	7	231	2,456	26.1	0.26	47.8	-0.001
0517	10/16/1990	6,892.60	5.5	6.3	4,083	440	532	131	7.2	170	2,574	22.8	0.36	27.1	-0.001
0517	1/16/1991	6,893.60	5.7	6.42	4,235	554	385	157	8.1	227	2,706	27.5	0.25	49.3	-0.001
0517	4/10/1991	6,894.50	5.7	6.8	4,204	541	376	136	6.2	284	2,370	31.4	0.27	61	-0.001
0517	7/16/1991	6,891.60	5.6	6.42	4,550	546	353	136	6.8	215	3,014	50.3	0.25	67	0.0026
0517	10/14/1991	6,887.60	5.5	6.39	5,348	452	393	175	6.2	142	3,173	77.6	0.39	30.3	0.0032
0517	1/14/1992	6,888.80	5.3	6.04	5,847	490	544	185	7.2	117	3,571	76.9	1.76	36.1	0.0032
0517	4/7/1992	6,888.80	5.3	7.19	5,539	518	495	199	8.1	103	3,457	61.7	2.32	26.7	0.0034
0517	7/7/1992	6,884.70	5.2	6.91	5,413	528	480	195	9.68	85	3,334	66.3	3.78	40.5	0.004
0517	10/6/1992	6,882.60	5.2	6.73	5,109	530	451	186	7	73	3,169	62.9	3.29	41.8	0.0041
0517	1/6/1993	6,883.20	5.3	6.88	4,169	459	374	148	6.9	76	2,856	75.8	1.13	48.1	0.0067
0517	4/6/1993	6,884.20	5.3	6.08	4,493	458	438	183	6.1	71	3,066	74.1	3.76	34.5	0.007
0517	7/13/1993	6,882.10	5.4	5.64	5,166	557	498	195	9.4	46	3,734	77.5	11.9	38.5	0.0088
0517	10/6/1993	6,880.10	4.8	4.49	5,918	589	508	185	10.3	2	3,901	79.6	26.9	39.3	-0.001
0517	1/5/1994	6,880.00	4.9	4.6	5,674	518	461	195	11	6	3,740	88.4	6.52	33.8	0.0095
0517	4/13/1994	6,879.70	4.3	4.29	5,770	515	479	204	12	0	3,883	108	7.25	27.8	0.0085
0517	7/20/1994	6,878.60	5.1	4.36	6,115	604	516	177	11.7	0	4,308	85.9	34.2	32.9	-0.001
0517	10/4/1994	6,878.00	4.8	4.33	6,218	554	551	204	12.5	0	4,563	82.5	22.4	42.5	0.0045
0517	1/4/1995	6,877.20	4.7	4.46	5,507	517	465	178	11	0	3,665	66.2	40.4	40.3	0.0032
0517	4/4/1995	6,876.80	5.2	4.72	4,608	514	338	143	6.5	7	2,999	54	17.8	44.9	0.0014
0517	7/6/1995	6,875.90	4.7	4.57	4,312	500	365	142	6.7	2	3,040	48	36.1	16.4	0.00176
0517	10/3/1995	6,875.10	4.6	4.39	5,058	465	469	185	11	0	3,745	12.7	41.4	7.29	0.00425
0517	1/3/1996	6,874.40	4.5	4.1	5,807	510	530	174	10.1	0	4,100	61.2	28.6	1.51	0.00505
0517	4/2/1996	6,874.00	4.6	4.44	5,804	481	550	170	10.5	0	3,995	61.9	27.8	1.38	0.00521
0517	7/7/1996	6,873.80	4.5	4.33	5,635	460	485	175	10.6	0	3,590	67	24.9	1.44	0.00526
0517	10/1/1996	6,873.60	4.8	4.3	5,520	477	518	182	10.5	0	3,578	66	22.5	1.35	0.00439
0517	1/22/1997	6,873.50	4.5	4.73	5,210	485	515	175	10.2	6	3,585	68	21.1	1.47	0.00487
0517	4/8/1997	6,873.30	5.1	4.69	5,260	485	526	169	9.9	4	3,710	69.5	18.8	1.11	0.00422

TABLE B.1
ZONE 3 DATA SUMMARY
1989-2002

Well Number	Date	Al (mg/L)	As (mg/L)	Be (mg/L)	Cd (mg/L)	Co (mg/L)	Pb (mg/L)	Mn (mg/L)	Mo (mg/L)	Ni (mg/L)	Se (mg/L)	V (mg/L)	U (mg/L)	Ra-226+ Ra-228 (pCi/L)	Th-230 (pCi/L)	Pb-210 (pCi/L)	Gross Alpha (pCi/L)
NRC Standard		**NA**	**0.05**	**0.05**	**0.01**	**NA**	**0.05**	**NA**	**NA**	**0.05**	**0.01**	**0.1**	**0.3**	**5.0**	**5.0**	**1.0**	**15.0**
EPA Standard		**5.0**	**0.05**	**0.017**	**0.01**	**0.05**	**0.05**	**2.6**	**1.0**	**0.2**	**0.01**	**0.7**	**5.0**	**5.0**	**NA**	**NA**	**15.0**
0517	7/23/1989	-0.1	-0.001	-0.05	-0.01	-0.01	-0.05	0.58	0.14	-0.05	0.001	-0.1	0.252	21.4	-0.2	2.1	44.1
0517	10/11/1989	-0.1	-0.001	-0.05	-0.01	0.01	0.06	0.64	0.18	-0.05	0.013	-0.1	0.196	8.5	-0.2	2.8	4.7
0517	1/3/1990	0.11	-0.001	-0.05	-0.01	0.01	-0.05	1.3	0.32	-0.05	0.001	-0.1	0.088	13.4	-0.2	4.5	10.5
0517	4/3/1990	0.11	-0.001	-0.05	-0.01	0.03	-0.05	2	0.16	-0.05	-0.001	-0.1	0.09	19.5	-0.2	1	10.8
0517	7/2/1990	0.1	-0.001	-0.05	-0.01	0.01	-0.05	1.81	0.2	-0.05	0.001	-0.1	0.136	10.5	-0.2	1.2	10
0517	10/16/1990	-0.1	-0.001	-0.05	-0.01	0.04	-0.05	2.89	0.1	0.09	-0.001	-0.1	0.046	12.5	-0.2	-1	10
0517	1/16/1991	-0.1	-0.001	-0.01	-0.01	0.04	-0.05	2.37	-0.1	0.05	0.001	-0.1	0.0814	11.0	-0.2	-1	11.3
0517	4/10/1991	-0.1	-0.001	-0.01	-0.01	0.06	-0.05	2.93	0.17	0.11	0.001	-0.1	0.1666	16.4	-0.2	-1	8
0517	7/16/1991	-0.1	-0.001	-0.01	-0.01	0.04	-0.05	2.63	0.06	0.01	-0.001	-0.1	0.149	15.6	-0.2	-1	9
0517	10/14/1991	0.12	0.001	-0.01	-0.01	0.12	-0.05	4.46	0.1	0.06	-0.001	-0.1	0.03	11.2	-0.2	-1	5
0517	1/14/1992	0.13	-0.001	-0.01	-0.01	0.13	-0.05	5.29	0.11	0.09	0.026	-0.1	0.012	19.9	-0.2	1.3	14
0517	4/7/1992	-0.1	0.002	-0.01	-0.01	0.12	-0.05	5.69	-0.1	0.1	0.02	-0.1	0.03	19.8	-0.2	1.3	6.6
0517	7/7/1992	0.15	-0.001	0.094	-0.01	0.12	-0.05	4.27	-0.1	0.07	0.001	-0.1	0.006	20.6	-0.2	-1	6.9
0517	10/6/1992	0.1	-0.001	-0.005	-0.01	0.13	-0.05	3.92	-0.1	0.12	0.005	-0.1	0.007	36.7	-0.2	-1	8.9
0517	1/6/1993	0.1	-0.001	-0.01	-0.01	0.1	-0.05	3.38	-0.1	0.11	0.003	-0.1	0.011	45.9	-0.2	-1	10.6
0517	4/6/1993	-0.1	-0.001	-0.005	-0.01	0.11	-0.05	4.66	-0.1	0.11	0.002	-0.1	0.007	28.0	-0.2	-1	6.9
0517	7/13/1993	0.86	-0.001	-0.005	-0.01	0.2	-0.05	7.27	-0.1	0.17	0.001	-0.1	0.003	28.8	-0.2	3.6	10.9
0517	10/6/1993	11.2	-0.001	-0.005	-0.01	0.32	-0.05	12.2	-0.1	0.38	-0.001	-0.1	0.003	50.1	-0.2	-1	20.5
0517	1/5/1994	11.1	-0.001	-0.01	-0.01	0.31	-0.05	11.6	-0.1	0.27	-0.001	-0.1	0.017	54.1	-0.2	1.1	69.8
0517	4/13/1994	96	-0.001	-0.01	-0.01	0.67	-0.05	18.5	-0.1	0.72	-0.001	-0.1	0.068	61.5	-0.2	4.5	81.9
0517	7/20/1994	22.9	-0.001	-0.01	-0.01	0.41	-0.05	12.3	-0.1	0.32	-0.001	-0.1	0.03	54.5	-0.2	-1	69.9
0517	10/4/1994	67.1	-0.001	-0.01	-0.01	0.67	-0.05	18.1	0.11	0.51	-0.001	-0.1	0.061	38.6	-0.2	-1	48
0517	1/4/1995	42.4	-0.001	-0.01	-0.01	0.28	-0.05	10.5	-0.1	0.27	-0.001	-0.1	0.05	57.1	-0.2	-1	69.3
0517	4/4/1995	10.5	-0.001	-0.01	-0.01	0.14	-0.05	5.65	-0.01	0.11	-0.001	-0.1	0.043	34.7	-0.2	-1	43.8
0517	7/6/1995	14.4	-0.001	-0.01	-0.01	0.21	-0.05	6.21	-0.01	0.17	-0.001	-0.1	0.0684	36.2	1	3.8	69.1
0517	10/3/1995	47	0.004	-0.01	-0.01	0.16	-0.05	3	-0.1	-0.05	0.007	-0.1	0.1421	53.9	1.9	-1	94.8
0517	1/3/1996	40	0.001	0.02	-0.01	0.83	-0.05	13.7	-0.1	0.79	0.002	-0.1	0.125	29.0	1.9	1.8	44.6
0517	4/2/1996	27.3	-0.001	0.01	-0.01	0.82	-0.05	12.2	-0.1	0.72	-0.001	-0.1	0.149	31.8	1.4	21.4	34.6
0517	7/7/1996	21.2	-0.001	0.01	-0.01	0.78	-0.05	12.1	-0.1	0.71	-0.001	-0.1	0.113	33.1	1.3	5.4	25.5
0517	10/1/1996	16.6	-0.001	-0.01	-0.01	0.71	-0.05	10.9	-0.1	0.66	0.002	-0.1	0.087	30.6	1.5	-1	29.5
0517	1/22/1997	15.8	0.001	-0.01	-0.01	0.67	-0.05	10.5	-0.1	0.6	-0.001	-0.1	0.076	27.6	-0.2	-1	12
0517	4/8/1997	11.2	-0.001	-0.01	-0.01	0.62	-0.05	9.18	-0.1	0.56	-0.001	-0.1	0.077	35.0	-0.2	-1	58.5

TABL. 3.1
ZONE 3 DATA SUMMARY
1989-2002

Well Number	Date	Water Elevation (ft amsl)	Field pH (SU)	Lab pH (SU)	Lab TDS (mg/L)	Ca (mg/L)	Mg (mg/L)	Na (mg/L)	K (mg/L)	HCO3 (mg/L)	SO4 (mg/L)	Cl (mg/L)	NH4 as N (mg/L)	NO3 as N (mg/L)	Chloroform (mg/L)
NRC Standard		NA	NA	NA	NA	NA	NA	NA	NA	NA	NA	NA	NA	NA	0.001
EPA Standard		NA	NA	NA	4,800	NA	NA	NA	NA	NA	2,125	250	NA	190	NA
0517	7/8/1997	6,872.70	5.1	4.59	5,350	487	517	179	10.4	2	3,470	71.6	20.1	2.58	0.00446
0517	10/7/1997	6,872.60	4.5	4.35	5,310	504	503	165	9.9	0	3,390	74	21.4	4.08	0.00608
0517	1/15/1998	6,872.40	4.5	4.63	5,240	507	506	172	10.1	3	3,600	64.7	20	4.63	0.0051
0517	4/7/1998	6,872.50	4.5	4.57	5,250	478	486	164	9.2	2	3,240	58.8	17.7	4.23	0.0057
0517	7/7/1998	6,872.40	4.8	4.45	5,170	480	486	173	9.7	0	3,500	61.8	18.7	4.83	0.0059
0517	10/6/1998	6,872.20	4.56	4.56	5,170	506	505	171	10.2	1	3,420	59.9	40.9	5.59	
0517	1/5/1999	6,871.80	4.6	4.6	5,220	433	477	158	9	2	3,500	57.8	17	4.12	0.0045
0517	4/6/1999	6,870.90	4.5	4.72	5,110	472	478	156	9.4	4	3,260	62.5	15.3	4.45	0.0036
0517	7/13/1999	6,871.32	4.6	4.09	5,010	392	493	149	10	0	3,300	52.6	14.4	4.19	0.0044
0517	10/5/1999	6,869.10	4.5	4.4	4,970	515	520	164	8.9	0	3,510	54.7	13.7	4.42	0.005
0517	1/4/2000	6,870.80	4.5	4.67	4,830	476	476	146	9.7	3	3,150	50.2	12.5	5.16	0.0045
0517	5/1/2000	6,871.60	4.5	4.67	4,750	436	415	146	9.5	5	3,000	54.6	13	3.77	0.0054
0517	7/18/2000	6,871.30	4.55	4.7	4,800	461	435	149	8.56	7	2,850	50.6	12.5	3.95	0.0051
0517	10/2/2000	6,871.55	4.54	4.78	4,720	467	451	154	9.69	6	2,990	48.6	11.5	3.05	0.0037
0517	1/15/2001	6,871.75	4.8	4.6	4,640	447	396	145	9	3	3,220	53.2	12	3.62	0.0036
0517	4/9/2001	6,871.75	4.9	4.75	5,180	527	481	143	8.6	7	3,870	60.5	40.4	4.15	0.0037
0517	7/10/2001	6,871.45	4.36	4.65	4,670	462	430	145	8.5	3	2,900	45	9.95	2.61	0.007
0517	10/8/2001	6,871.45	4.5	4.6	4,690	430	390	132	8.3	3	2,600	55.1	10	2.9	0.0037
0517	1/9/2002	6,871.35	5.65	4.6	4,620	478	416	120	10	1	3,000	69	9.8	2.6	0.0028
0517	4/3/2002	6,871.40	4.46	4.48	4,660	517	436	146	10	1	3,230	56.4	10.1	2.89	0.0068
0517	7/15/2002	6,871.45	4.93	4.42	4,710	544	466	136	8.4	0	3,390	42.6	10.5	2.49	0.0059
0517	10/14/2002	6,871.20	4.19	4.12	4,260	512	447	142	8.8	0	3,250	46.6	10.8	1.09	0.0053

TABLE B.1
ZONE 3 DATA SUMMARY
1989-2002

Well Number	Date	Al (mg/L)	As (mg/L)	Be (mg/L)	Cd (mg/L)	Co (mg/L)	Pb (mg/L)	Mn (mg/L)	Mo (mg/L)	Ni (mg/L)	Se (mg/L)	V (mg/L)	U (mg/L)	Ra-226+ Ra-228 (pCi/L)	Th-230 (pCi/L)	Pb-210 (pCi/L)	Gross Alpha (pCi/L)
NRC Standard		**NA**	**0.05**	**0.05**	**0.01**	**NA**	**0.05**	**NA**	**NA**	**0.05**	**0.01**	**0.1**	**0.3**	**5.0**	**5.0**	**1.0**	**15.0**
EPA Standard		**5.0**	**0.05**	**0.017**	**0.01**	**0.05**	**0.05**	**2.6**	**1.0**	**0.2**	**0.01**	**0.7**	**5.0**	**5.0**	**NA**	**NA**	**15.0**
0517	7/8/1997	14.4	-0.001	-0.01	-0.01	0.64	-0.05	10.5	-0.1	0.51	-0.001	-0.1	0.082	25.9	-0.2	-1	13.3
0517	10/7/1997	18.2	-0.001	-0.01	-0.01	0.77	-0.05	11.3	-0.1	0.66	-0.001	-0.1	0.111	24.7	0.9	-1	10.5
0517	1/15/1998	14.4	-0.001	-0.01	-0.01	0.59	-0.05	9	-0.1	0.54	-0.001	-0.1	0.0932	23.9	-0.2	-1	44.3
0517	4/7/1998	12.7	-0.001	-0.01	0.007	0.55	-0.05	8.15	-0.1	0.49	-0.001	-0.1	0.0901	29.4	-0.2	6.1	19.7
0517	7/7/1998	13.5	-0.001	-0.01	0.008	0.55	-0.05	8.64	-0.1	0.5	-0.001	-0.1	0.0885	26.4	-0.2	-1	23.4
0517	10/6/1998	12.2	-0.001	-0.01	0.009	0.54	-0.05	7.78	-0.1	0.44	-0.001	-0.1	0.0936	24.4	-0.2	9.9	4.4
0517	1/5/1999	12.3	-0.001	-0.01	0.008	0.55	-0.05	8.11	-0.1	0.45	-0.001	-0.1	0.0924	21.0	-0.2	28.7	28.7
0517	4/6/1999	12.3	-0.001	-0.01	0.01	0.59	-0.05	8.2	-0.1	0.46	-0.001	-0.1	0.0851	40.9	-0.2	-1	61.8
0517	7/13/1999	9.96	-0.001	-0.01	0.01	0.62	-0.05	8	-0.1	0.5	-0.001	-0.1	0.0758	20.1	-0.2	-1	18.8
0517	10/5/1999	11.2	-0.001	-0.01	0.011	0.61	-0.05	8.82	-0.1	0.44	0.002	-0.1	0.0731	23.0	-0.2	-1	10
0517	1/4/2000	8.59	-0.001	-0.01	-0.005	0.63	-0.05	8.36	-0.1	0.54	-0.001	-0.1	0.0657	20.7	-0.2	-1	7.2
0517	5/1/2000	11.6	-0.001	-0.01	0.056	0.57	-0.05	7.71	-0.1	0.51	-0.001	-0.1	0.0695	30.0	3.2	4.2	20.8
0517	7/18/2000	10.2	-0.001	-0.01	0.008	0.55	-0.05	7.14	-0.1	0.37	-0.001	-0.1	0.0661	22.7	1.7	-1	26.7
0517	10/2/2000	9.8	0.001	-0.01	0.006	0.51	-0.05	6.73	-0.1	0.4	-0.001	-0.1	0.0606	19.2	-0.2	-1	26.4
0517	1/15/2001	9	-0.001	-0.01	0.005	0.54	-0.05	6.43	-0.1	0.47	-0.001	-0.1	0.0605	21.1	-0.2	-1	14.5
0517	4/9/2001	60.2	-0.001	0.02	0.008	0.75	-0.05	10.7	-0.1	0.65	-0.001	0.4	0.218	18.4	46.5	-1	24.2
0517	7/10/2001	8.9	-0.001	-0.01	0.005	0.52	-0.05	5.84	-0.1	0.46	-0.001	-0.1	0.064	27.1	-0.2	-1	9.1
0517	10/8/2001	7.9	-0.001	-0.01	0.007	0.47	-0.05	5.26	-0.1	0.37	-0.001	-0.1	0.0614	22.4	-0.2	-1	12.1
0517	1/9/2002	10.1	-0.001	-0.01	0.008	0.55	-0.05	6.08	-0.1	0.49	-0.001	-0.1	0.0568	26.7	-0.2	-1	15.1
0517	4/3/2002	11	-0.001	-0.01	0.007	0.57	-0.05	6.5	-0.1	0.5	-0.001	-0.1	0.0652	25.3	-0.2	-1	29.6
0517	7/15/2002	10.4	-0.001	-0.01	0.007	0.55	-0.05	5.88	-0.1	0.48	-0.001	-0.1	0.0647	33.0	-0.2	-1	12.5
0517	10/14/2002	8.9	-0.001	-0.01	0.006	0.56	-0.05	6.1	-0.1	0.5	-0.001	-0.1	0.066	17.1	0.5	-1	17.6

TABLE B.1
ZONE 3 DATA SUMMARY
1989-2002

Well Number	Date	Water Elevation (ft amsl)	Field pH (SU)	Lab pH (SU)	Lab TDS (mg/L)	Ca (mg/L)	Mg (mg/L)	Na (mg/L)	K (mg/L)	HCO3 (mg/L)	SO4 (mg/L)	Cl (mg/L)	NH4 as N (mg/L)	NO3 as N (mg/L)	Chloroform (mg/L)
	NRC Standard	**NA**	**NA**	**NA**	**NA**	**NA**	**NA**	**NA**	**NA**	**NA**	**NA**	**NA**	**NA**	**NA**	**0.001**
	EPA Standard	**NA**	**NA**	**NA**	**4,800**	**NA**	**NA**	**NA**	**NA**	**NA**	**2,125**	**250**	**NA**	**190**	**NA**
0518	7/23/1989	6,897.20	3.3	3.44	9,675	443	764	236	35.8	0	6,727	64.6	123	22	0.043
0518	10/11/1989	6,892.90	3.2	3.32	10,260	417	770	223	46.8	0	6,908	133	77.2	29	0.042
0518	1/3/1990	6,890.20	3	3	10,370	440	748	228	30	0	6,962	108	40.4	18.7	0.0237
0518	4/3/1990	6,888.20	2.9	3.26	10,524	431	850	223	29.2	0	6,989	84	52	28	0.0156
0518	7/10/1990	6,886.80	3.3	2.95	9,505	415	768	198	22.3	0	6,226	67	34.4	16	0.0261
0518	10/9/1990	6,885.60	3.1	3.3	11,417	439	900	248	27.5	0	7,573	87.9	45.2	20.6	0.0172
0518	1/4/1991	6,885.10	3.4	3.62	7,402	476	168	158	33.5	0	4,846	85.7	12.6	0.58	0.0189
0518	4/10/1991	6,887.30	3.8	4.11	7,370	471	686	119	14.2	0	4,597	38.3	8.8	-0.01	0.0163
0518	7/16/1991	6,885.60	3.7	3.64	7,248	467	685	136	12.8	0	5,539	23.8	7.6	-0.01	0.0199
0518	10/14/1991	6,883.90	3.6	3.3	7,257	363	493	145	11.1	0	4,652	41.8	7.2	-0.01	0.0175
0518	1/14/1992	6,884.10	3.6	3.79	7,008	385	645	128	12.9	0	4,442	66.8	9.3	-0.01	0.0175
0518	4/7/1992	6,885.10	3.7	3.44	7,028	419	581	150	15.5	0	4,452	32.7	6.87	-0.1	0.0185
0518	7/7/1992	6,881.60	3.4	3.07	8,076	428	574	244	25.5	0	5,279	47.8	17	-0.1	0.016
0518	10/13/1992	6,879.70	3.5	2.99	8,062	447	613	168	17.8	0	5,260	48.2	17.3	-0.1	0.016
0518	1/21/1993	6,882.50	3.7	2.97	5,822	447	613	168	14.7	0	4,456	51.6	4.6	-0.1	0.016
0518	4/14/1993	6,883.50	4.2	3	5,276	448	530	100	14	0	3,993	53.7	15	-0.1	0.0145
0518	7/15/1993	6,879.80	3.6	3.06	5,485	433	569	146	14	0	3,940	34.1	6.4	-0.1	0.0174
0518	10/6/1993	6,876.00	3.7	3.03	5,631	438	651	131	12.5	0	4,358	38.2	8.3	-0.1	0.0142
0518	1/5/1994	6,880.40	3.6	2.79	6,074	499	619	138	11.3	0	4,350	36.3	7.93	0.13	-0.001
0518	4/13/1994	6,881.30	3.8	3.08	5,991	510	618	122	13.1	0	4,246	32	10.8	-0.1	0.0161
0518	7/21/1994	6,881.30	4	3.17	5,944	481	609	126	13.7	0	4,218	24.6	7.69	-0.1	0.014
0518	10/5/1994	6,881.40	4	3.84	5,869	463	652	138	14.5	0	4,296	31.3	10.7	-0.1	0.01
0518	1/5/1995	6,880.90	3.9	3.84	5,872	476	623	128	15	0	4,462	33.6	14.4	-0.1	0.0141
0518	4/5/1995	6,880.90	3.9	3.3	7,021	628	718	140	14.2	0	5,113	29.6	12.8	-0.1	0.0115
0518	7/6/1995	6,880.30	4.4	3.1	6,818	622	595	133	12.6	0	4,765	34.2	16.5	-0.1	0.0137
0518	10/4/1995	6,880.20	3.6	3.08	4,162	618	314	173	6.2	0	3,064	28.7	5.22	-0.1	0.0169
0518	1/4/1996	6,880.10	3.2	3.11	7,039	670	660	145	10.5	0	5,245	33.4	9	-0.1	0.0153
0518	4/2/1996	6,880.20	3.4	3.5	7,408	661	700	141	11.6	0	5,180	37.3	9.2	0.13	0.0147
0518	7/7/1996	6,879.50	3.5	3.24	5,648	453	691	155	12.5	0	5,139	42.8	13	1.2	0.0156
0518	10/1/1996	6,879.20	3.8	3.31	7,580	448	688	144	12.9	0	4,928	35.8	8.95	0.25	0.0132
0518	1/21/1997	6,879.70	4	3.26	7,340	440	680	147	13.8	0	4,920	34.3	9.21	2.28	0.0139
0518	4/8/1997	6,878.80	3.3	3.55	7,480	469	720	138	13.3	0	5,250	38.7	8.4	1.75	0.0122

TABLE B.1
ZONE 3 DATA SUMMARY
1989-2002

Well Number	Date	Al (mg/L)	As (mg/L)	Be (mg/L)	Cd (mg/L)	Co (mg/L)	Pb (mg/L)	Mn (mg/L)	Mo (mg/L)	Ni (mg/L)	Se (mg/L)	V (mg/L)	U (mg/L)	Ra-226+ Ra-228 (pCi/L)	Th-230 (pCi/L)	Pb-210 (pCi/L)	Gross Alpha (pCi/L)
NRC Standard		**NA**	**0.05**	**0.05**	**0.01**	**NA**	**0.05**	**NA**	**NA**	**0.05**	**0.01**	**0.1**	**0.3**	**5.0**	**5.0**	**1.0**	**15.0**
EPA Standard		**5.0**	**0.05**	**0.017**	**0.01**	**0.05**	**0.05**	**2.6**	**1.0**	**0.2**	**0.01**	**0.7**	**5.0**	**5.0**	**NA**	**NA**	**15.0**
0518	7/23/1989	420	0.001	0.16	-0.01	1.7	0.11	41	-0.1	1.9	0.001	-0.1	0.842	41.0	17.9	4.1	120
0518	10/11/1989	500	-0.001	0.19	0.03	1.8	0.19	44	-0.01	2.1	0.006	1	1.08	22.7	55.8	5	70.1
0518	1/3/1990	410	0.001	0.16	0.01	1.9	-0.05	41	-0.01	2.1	-0.001	0.22	0.988	14.6	42	5.1	54
0518	4/3/1990	430	0.001	0.18	-0.01	2.1	-0.05	50	-0.01	2.5	-0.001	0.16	0.801	- 13.0	10.2	2.2	15
0518	7/10/1990	299	-0.001	0.13	0.01	1.17	-0.05	36.5	-0.1	1.91	0.001	0.26	1.077	8.4	6.8	-1	15
0518	10/9/1990	406	0.002	0.21	0.01	2.75	-0.05	51	-0.1	3.21	-0.001	0.9	1.786	22.9	4	-1	22
0518	1/4/1991	128	-0.001	0.06	-0.01	1	-0.05	19.8	-0.1	1.31	0.001	0.26	0.7028	12.7	6.2	-1	15.5
0518	4/10/1991	62.1	-0.001	-0.01	-0.01	0.7	-0.05	11.13	-0.1	0.8	-0.001	0.11	0.392	18.1	1.6	1.5	12.1
0518	7/16/1991	64.9	-0.001	0.05	0.02	0.96	-0.05	16.4	-0.1	0.94	-0.001	-0.1	0.304	9.8	-0.2	4.6	4
0518	10/14/1991	73.2	-0.001	0.05	0.02	0.97	-0.05	16.8	-0.1	0.91	-0.001	0.12	0.43	- 5.5	-0.2	-1	5
0518	1/14/1992	63.1	-0.001	0.03	0.02	1.43	-0.05	14	-0.1	0.92	-0.001	0.14	0.258	18.0	-0.2	1.9	12
0518	4/7/1992	41.2	0.003	0.03	0.03	0.86	-0.05	18.1	-0.1	0.66	-0.001	-0.1	0.268	22.5	-0.2	-1	5.9
0518	7/7/1992	161	-0.001	-0.01	-0.01	1.13	-0.05	20.8	-0.1	1.09	0.001	0.22	0.86	7.2	-0.2	-1	5.6
0518	10/13/1992	123	-0.001	-0.01	0.02	1.17	-0.05	20.3	-0.1	1.06	-0.001	0.4	1.22	13.1	16.1	-1	6.9
0518	1/21/1993	32.5	0.001	-0.01	-0.01	0.42	-0.05	11.8	-0.1	0.93	-0.001	-0.1	0.189	11.2	2.2	3.7	8.5
0518	4/14/1993	39.1	0.001	-0.01	-0.01	0.93	-0.05	13.7	-0.1	1.05	-0.001	-0.1	0.252	29.4	-2	1.9	9.7
0518	7/15/1993	51	-0.001	-0.01	-0.01	0.9	-0.05	14.4	-0.1	0.8	-0.001	0.15	0.17	6.5	-2	-1	4.7
0518	10/6/1993	68	0.003	0.053	-0.01	0.75	-0.05	14.9	-0.1	0.92	-0.001	-0.1	0.289	8.0	21.2	1.2	30.5
0518	1/5/1994	65.6	-0.001	0.05	-0.01	0.93	-0.05	16.8	-0.1	0.8	-0.001	0.1	0.331	- 6.5	12.1	3.1	18.6
0518	4/13/1994	56.7	0.001	0.03	-0.01	0.77	-0.05	12.6	-0.1	0.8	-0.001	0.16	0.306	14.8	-0.2	2	19.7
0518	7/21/1994	53.4	-0.001	0.02	-0.01	0.86	-0.05	14.5	-0.1	0.73	-0.001	-0.1	0.237	26.0	-0.2	7.6	34.6
0518	10/5/1994	37.9	0.001	-0.01	-0.01	1.04	-0.05	9.65	-0.1	0.54	0.004	-0.1	0.302	26.3	-0.2	-1	35.2
0518	1/5/1995	62.2	-0.001	-0.01	-0.01	0.96	-0.05	15	-0.1	0.9	-0.001	0.15	0.321	18.8	25.2	-1	47.9
0518	4/5/1995	64	0.001	0.04	0.02	0.97	-0.05	15.4	-0.1	0.88	-0.001	0.23	0.332	23.2	8.6	2.4	38.9
0518	7/6/1995	85	0.002	0.05	-0.01	0.99	-0.05	15.9	-0.1	0.91	-0.001	0.28	0.5747	16.5	17.7	1.9	38.6
0518	10/4/1995	-0.1	0.002	-0.01	-0.01	0.14	-0.05	0.26	-0.1	-0.05	0.003	-0.1	0.053	- 2.5	-0.2	-1	4.3
0518	1/4/1996	98.5	0.001	0.05	-0.01	1.01	-0.05	15.5	-0.1	0.91	-0.001	0.16	0.472	13.7	25	4.2	17.9
0518	4/2/1996	97	-0.001	0.05	-0.01	1.02	-0.05	15.4	-0.1	0.87	-0.001	0.13	0.587	15.8	16.2	-1	28.3
0518	7/7/1996	122	-0.001	-0.01	-0.01	1.14	-0.05	17.3	-0.1	1.08	-0.001	0.14	0.548	14.2	23.2	6.2	49.2
0518	10/1/1996	100	-0.001	0.06	-0.01	1.06	-0.05	15.9	-0.1	0.99	-0.001	-0.1	0.42	- 7.0	18.6	-1	31.3
0518	1/21/1997	100	0.002	0.06	-0.01	1.09	-0.05	16.2	-0.1	1.01	-0.001	0.19	0.356	- 7.8	18.6	-1	11.7
0518	4/8/1997	104	-0.001	0.06	-0.01	1.06	-0.05	17.5	-0.1	1.02	-0.001	0.16	0.445	- 7.0	-0.2	5.6	23.9

TABLE B.1
ZONE 3 DATA SUMMARY
1989-2002

Well Number	Date	Water Elevation (ft amsl)	Field pH (SU)	Lab pH (SU)	Lab TDS (mg/L)	Ca (mg/L)	Mg (mg/L)	Na (mg/L)	K (mg/L)	HCO3 (mg/L)	SO4 (mg/L)	Cl (mg/L)	NH4 as N (mg/L)	NO3 as N (mg/L)	Chloroform (mg/L)
NRC Standard		**NA**	**NA**	**NA**	**NA**	**NA**	**NA**	**NA**	**NA**	**NA**	**NA**	**NA**	**NA**	**NA**	**0.001**
EPA Standard		**NA**	**NA**	**NA**	**4,800**	**NA**	**NA**	**NA**	**NA**	**NA**	**2,125**	**250**	**NA**	**190**	**NA**
0518	7/8/1997	6,878.40	3.7	3.56	7,630	488	742	148	14.6	0	5,370	41	8.29	2.46	0.0106
0518	10/8/1997	6,878.40	3	3.43	7,460	460	698	141	13.9	0	4,990	39.4	9.32	2.87	0.0068
0518	1/16/1998	6,878.30	3.7	3.73	7,650	453	683	145	15.1	0	5,000	39.4	9.54	1.89	0.0118
0518	4/7/1998	6,878.30	3.7	3.48	7,600	454	702	184	13.8	0	4,920	35.9	8.37	2.84	0.0111
0518	7/7/1998	6,877.90	3.7	3.64	7,020	446	692	137	14.4	0	4,600	33.7	8.31	1.44	0.0098
0518	10/6/1998	6,877.80	3.35	3.66	7,050	466	723	144	15.9	0	4,800	35.8	4.48	1.89	0.01
0518	1/6/1999	6,877.76	3.3	3.54	7,640	482	724	150	14.2	0	5,000	38.7	8.24	2.26	0.0083
0518	4/6/1999	6,877.86	3.3	3.75	7,380	436	699	125	14.4	0	4,800	43.5	7.28	1.37	0.0083
0518	7/13/1999	6,877.28	3.5	3.62	7,690	464	737	129	16.1	0	5,000	31.7	7.17	0.62	0.0083
0518	10/5/1999	6,877.26	3.48	3.61	7,660	478	772	139	14.7	0	5,300	35.4	8.36	0.98	0.0083
0518	1/4/2000	6,877.36	3.3	3.58	7,540	445	729	128	15.5	0	4,960	37.1	7.7	1.5	0.0079

TAB B.1
ZONE 3 DATA SUMMARY
1989-2002

Well Number	Date	Al (mg/L)	As (mg/L)	Be (mg/L)	Cd (mg/L)	Co (mg/L)	Pb (mg/L)	Mn (mg/L)	Mo (mg/L)	Ni (mg/L)	Se (mg/L)	V (mg/L)	U (mg/L)	Ra-226+ Ra-228 (pCi/L)	Th-230 (pCi/L)	Pb-210 (pCi/L)	Gross Alpha (pCi/L)
NRC Standard		**NA**	**0.05**	**0.05**	**0.01**	**NA**	**0.05**	**NA**	**NA**	**0.05**	**0.01**	**0.1**	**0.3**	**5.0**	**5.0**	**1.0**	**15.0**
EPA Standard		**5.0**	**0.05**	**0.017**	**0.01**	**0.05**	**0.05**	**2.6**	**1.0**	**0.2**	**0.01**	**0.7**	**5.0**	**5.0**	**NA**	**NA**	**15.0**
0518	7/8/1997	106	-0.001	0.06	-0.01	1.14	-0.05	18.5	-0.1	0.98	-0.001	-0.1	0.368	- 9.7	16.7	-1	18.5
0518	10/8/1997	110	-0.001	0.07	-0.01	1.28	-0.05	18.7	-0.1	1.17	-0.001	-0.1	0.367	- 7.6	13.1	-1	11.9
0518	1/16/1998	87.3	-0.001	0.06	-0.01	1.19	-0.05	17.3	-0.1	1.16	-0.001	-0.1	0.3836	- 7.8	9	-1	9.6
0518	4/7/1998	70.4	-0.001	0.06	0.007	1.05	-0.05	15	-0.1	1.04	-0.001	-0.1	0.372	- 6.0	12.3	-1	12
0518	7/7/1998	75.8	-0.001	0.06	0.009	1.05	-0.05	16.2	-0.1	1	-0.001	-0.1	0.347	- 6.6	9.2	7	17
0518	10/6/1998	90.4	0.001	0.06	0.007	1.16	-0.05	17.5	-0.1	1.06	-0.001	-0.1	0.363	- 8.9	8	-1	16.6
0518	1/6/1999	80.4	-0.001	0.06	0.011	1.26	-0.05	17.2	-0.1	1.37	-0.001	-0.1	0.345	- 8.5	9.4	9.5	9.5
0518	4/6/1999	76.6	-0.001	0.06	0.01	1.15	-0.05	16.6	-0.1	1.15	-0.001	-0.1	0.328	8.1	4.1	-1	15.3
0518	7/13/1999	69.5	-0.001	0.05	-0.005	1.11	-0.05	16.2	-0.1	1.1	-0.001	-0.1	0.0198	- 4.5	7.8	-1	14
0518	10/5/1999	86.5	-0.001	0.06	0.01	1.17	-0.05	18.4	-0.1	1.18	-0.001	-0.1	0.327	10.7	7.1	-1	13.6
0518	1/4/2000	55.1	-0.001	0.05	-0.005	1.04	-0.05	17.1	-0.1	1.06	0.001	-0.1	0.306	- 10.1	8.5	-1	12.3

TABLE 3.1
ZONE 3 DATA SUMMARY
1989-2002

Well Number	Date	Water Elevation (ft amsl)	Field pH (SU)	Lab pH (SU)	Lab TDS (mg/L)	Ca (mg/L)	Mg (mg/L)	Na (mg/L)	K (mg/L)	HCO3 (mg/L)	SO4 (mg/L)	Cl (mg/L)	NH4 as N (mg/L)	NO3 as N (mg/L)	Chloroform (mg/L)
NRC Standard		**NA**	**NA**	**NA**	**NA**	**NA**	**NA**	**NA**	**NA**	**NA**	**NA**	**NA**	**NA**	**NA**	**0.001**
EPA Standard		**NA**	**NA**	**NA**	**4,800**	**NA**	**NA**	**NA**	**NA**	**NA**	**2,125**	**250**	**NA**	**190**	**NA**
0613	5/2/2000	6,884.60	3.02	3.11	13,900	415	646	323	2	0	9,150	177	474	22.8	0.0912
0613	7/11/2000	6,883.70	2.96	3.16	13,700	426	656	328	-0.1	0	8,770	166	445	16.8	0.0686
0613	10/2/2000	6,885.00	3.03	3.08	13,800	451	709	350	1.5	0	8,870	175	400	18	0.049
0613	1/15/2001	6,883.50	3.1	3.08	13,800	425	622	334	1	0	10,400	183	423	17.2	0.0464
0613	4/9/2001	6,883.65	2.96	3.16	13,100	411	623	313	0.6	0	8,510	174	425	18	0.041
0613	7/10/2001	6,883.50	2.98	3.12	13,900	459	726	322	-0.1	0	9,400	147	370	16.5	0.096
0613	10/2/2001	6,883.50	3.24	3	13,600	430	640	300	-1	0	8,400	160	392	17.3	0.0875
0613	1/14/2002	6,883.45	3.12	3	13,800	470	701	342	-1	0	9,090	172	394	16	0.109
0613	4/2/2002	6,883.40	2.92	3.02	13,800	461	678	311	1.6	0	9,810	189	389	15.4	0.0397
0613	7/9/2002	6,883.23	2.95	3.07	13,300	437	672	316	-1	0	8,810	167	359	15.5	0.0397
0613	10/8/2002	6,883.30	2.85	3.04	11,800	398	625	284	-1	0	8,490	165	357	14.2	0.166

TABLE B.1
ZONE 3 DATA SUMMARY
1989-2002

Well Number	Date	Al (mg/L)	As (mg/L)	Be (mg/L)	Cd (mg/L)	Co (mg/L)	Pb (mg/L)	Mn (mg/L)	Mo (mg/L)	Ni (mg/L)	Se (mg/L)	V (mg/L)	U (mg/L)	Ra-226+ Ra-228 (pCi/L)	Th-230 (pCi/L)	Pb-210 (pCi/L)	Gross Alpha (pCi/L)
NRC Standard		**NA**	**0.05**	**0.05**	**0.01**	**NA**	**0.05**	**NA**	**NA**	**0.05**	**0.01**	**0.1**	**0.3**	**5.0**	**5.0**	**1.0**	**15.0**
EPA Standard		**5.0**	**0.05**	**0.017**	**0.01**	**0.05**	**0.05**	**2.6**	**1.0**	**0.2**	**0.01**	**0.7**	**5.0**	**5.0**	**NA**	**NA**	**15.0**
0613	5/2/2000	666	-0.001	0.21	0.714	1.8	-0.05	62.6	-0.1	1.69	-0.001	6	1.93	13.0	339	-1	19.7
0613	7/11/2000	662	-0.001	0.22	0.028	1.64	0.23	63.6	-0.1	1.88	-0.001	5.8	1.98	- 12.9	317	-1	46.6
0613	10/2/2000	694	0.001	0.21	0.03	1.56	0.28	60.1	-0.1	1.52	-0.001	5.08	1.82	- 14.5	249	-1	67.9
0613	1/15/2001	810	-0.001	0.23	0.028	1.77	-0.05	61	-0.1	1.6	-0.001	5.4	2.08	- 15.6	794	-1	44.1
0613	4/9/2001	738	-0.001	0.2	0.027	1.9	-0.05	54.8	-0.1	1.7	-0.001	5	1.85	13.0	592	-1	40
0613	7/10/2001	753	-0.001	0.23	0.028	1.63	-0.05	54.3	-0.1	1.49	-0.001	4.8	1.99	- 11.5	556	-1	30.3
0613	10/2/2001	673	-0.001	0.18	0.038	1.74	-0.05	59.2	-0.1	1.54	-0.001	3.62	1.89	- 14.0	672	-1	38
0613	1/14/2002	670	-0.001	0.22	0.039	1.81	-0.05	55.3	-0.1	1.62	-0.001	3	1.99	16.4	810	-1	20.2
0613	4/2/2002	718	-0.001	0.21	0.038	1.95	-0.05	63.9	-0.1	1.79	-0.001	3.1	1.84	- 16.1	575	-1	38.5
0613	7/9/2002	725	-0.001	0.07	0.026	0.62	-0.05	69.4	-0.1	1.15	-0.001	1.1	2.48	- 20.9	509	-1	40.3
0613	10/8/2002	592	-0.001	0.13	0.031	1.81	-0.05	56.5	-0.1	1.63	-0.001	2.3	1.79	- 17.6	543	-1	52.1

TABLE 3.1
ZONE 3 DATA SUMMARY
1989-2002

Well Number	Date	Water Elevation (ft amsl)	Field pH (SU)	Lab pH (SU)	Lab TDS (mg/L)	Ca (mg/L)	Mg (mg/L)	Na (mg/L)	K (mg/L)	HCO3 (mg/L)	SO4 (mg/L)	Cl (mg/L)	NH4 as N (mg/L)	NO3 as N (mg/L)	Chloroform (mg/L)
	NRC Standard	**NA**	**NA**	**NA**	**NA**	**NA**	**NA**	**NA**	**NA**	**NA**	**NA**	**NA**	**NA**	**NA**	**0.001**
	EPA Standard	**NA**	**NA**	**NA**	**4,800**	**NA**	**NA**	**NA**	**NA**	**NA**	**2,125**	**250**	**NA**	**190**	**NA**
0708	4/2/2001	6,864.20	2.82	3.2	5,520	515	578	101	10.7	0	3,750	31.3	1.81	-0.1	-0.001
0708	7/16/2001	6,863.90	2.73	3.36	5,740	433	519	122	14.8	0	3,630	38.4	1.58	-0.1	-0.001
0708	10/8/2001	6,864.25	2.67	3.7	5,700	420	500	91.1	10.8	0	3,200	33.2	1.4	-0.1	-0.001
0708	1/14/2002	6,864.40	2.83	3.8	5,670	520	582	119	12.6	0	3,650	28.6	1.11	-0.1	-0.001
0708	4/8/2002	6,864.30	2.82	3.29	5,670	453	528	108	11.8	0	3,600	33.4	1.22	-0.1	-0.001
0708	7/16/2002	6,864.10	2.68	3.14	5,760	540	610	99.5	10.2	0	4,200	16.1	2.04	-0.1	-0.001
0708	10/14/2002	6,863.93	2.68	3.23	4,840	485	571	116	12.1	0	3,880	25.1	2.14	-0.1	-0.001

TABLE B.1
ZONE 3 DATA SUMMARY
1989-2002

Well Number	Date	Al (mg/L)	As (mg/L)	Be (mg/L)	Cd (mg/L)	Co (mg/L)	Pb (mg/L)	Mn (mg/L)	Mo (mg/L)	Ni (mg/L)	Se (mg/L)	V (mg/L)	U (mg/L)	Ra-226+ Ra-228 (pCi/L)	Th-230 (pCi/L)	Pb-210 (pCi/L)	Gross Alpha (pCi/L)
NRC Standard		**NA**	**0.05**	**0.05**	**0.01**	**NA**	**0.05**	**NA**	**NA**	**0.05**	**0.01**	**0.1**	**0.3**	**5.0**	**5.0**	**1.0**	**15.0**
EPA Standard		**5.0**	**0.05**	**0.017**	**0.01**	**0.05**	**0.05**	**2.6**	**1.0**	**0.2**	**0.01**	**0.7**	**5.0**	**5.0**	**NA**	**NA**	**15.0**
0708	4/2/2001	0.61	0.004	-0.01	-0.005	0.33	-0.05	6.87	-0.1	0.26	-0.001	-0.1	0.007	19.1	-0.2	-1	9
0708	7/16/2001	0.8	0.002	-0.01	-0.005	0.29	-0.05	7.23	-0.1	0.24	-0.001	-0.1	0.009	21.7	-0.2	-1	12.5
0708	10/8/2001	0.82	0.006	-0.01	-0.005	0.23	-0.05	5.67	-0.1	0.18	-0.001	-0.1	0.0105	19.4	-0.2	-1	11.3
0708	1/14/2002	1	0.002	-0.01	-0.005	0.32	-0.05	7.78	-0.1	0.25	-0.001	-0.1	0.0111	23.0	-0.2	-1	7.4
0708	4/8/2002	1	0.001	-0.01	-0.005	0.34	-0.05	8.16	-0.1	0.27	-0.001	-0.1	0.0104	22.1	-0.2	-1	8.8
0708	7/16/2002	0.8	0.001	-0.01	-0.005	0.32	-0.05	8.33	-0.1	0.24	-0.001	-0.1	0.0117	21.7	-0.2	-1	8.3
0708	10/14/2002	0.9	0.002	-0.01	-0.005	0.29	-0.05	7.57	-0.1	0.24	-0.001	-0.1	0.0118	14.5	-0.2	-1	9.8

TABLE B.1
ZONE 3 DATA SUMMARY
1989-2002

Well Number	Date	Water Elevation (ft amsl)	Field pH (SU)	Lab pH (SU)	Lab TDS (mg/L)	Ca (mg/L)	Mg (mg/L)	Na (mg/L)	K (mg/L)	HCO3 (mg/L)	SO4 (mg/L)	Cl (mg/L)	NH4 as N (mg/L)	NO3 as N (mg/L)	Chloroform (mg/L)
	NRC Standard	**NA**	**NA**	**NA**	**NA**	**NA**	**NA**	**NA**	**NA**	**NA**	**NA**	**NA**	**NA**	**NA**	**0.001**
	EPA Standard	**NA**	**NA**	**NA**	**4,800**	**NA**	**NA**	**NA**	**NA**	**NA**	**2,125**	**250**	**NA**	**190**	**NA**
0711	5/1/2000	6,863.55	4.8	5.61	5,410	489	522	100	11.1	10	3,380	14.2	0.57	-0.1	-0.001
0711	7/10/2000	6,863.50	3.06	3.98	5,400	518	542	101	10.9	0	3,490	20	0.58	-0.1	-0.001
0711	10/2/2000	6,863.65	2.88	4.13	5,310	503	556	100	12.6	0	3,990	17.9	0.45	-0.1	-0.001
0711	1/15/2001	6,863.85	2.86	3.57	5,260	496	495	93.7	11.1	0	3,900	23.7	0.59	-0.1	-0.001
0711	4/2/2001	6,863.85	2.92	3.1	5,310	560	572	94.9	10.4	0	3,560	19.1	0.99	-0.1	-0.001
0711	7/11/2001	6,863.50	2.86	3.65	5,410	541	576	106	11.1	0	3,580	30.4	0.8	-0.1	-0.001
0711	10/8/2001	6,863.65	2.88	3.4	5,440	450	480	80.8	10.2	1	3,100	27	0.7	-0.1	-0.001
0711	1/15/2002	6,863.75	2.89	3.7	5,380	547	551	95.2	12.1	0	3,460	21	0.54	-0.1	-0.001
0711	4/8/2002	6,863.55	2.85	3.23	5,340	482	500	97.2	11.2	0	3,360	21.9	0.61	1	-0.001
0711	7/16/2002	6,863.46	2.87	3.1	5,400	569	580	89.6	10.3	0	3,990	11.3	1.26	-0.1	-0.001
0711	10/14/2002	6,863.49	2.86	3.01	4,720	516	543	104	11	0	3,730	16.4	1.24	-0.1	-0.001

TABLE B.1
ZONE 3 DATA SUMMARY
1989-2002

Well Number	Date	Al (mg/L)	As (mg/L)	Be (mg/L)	Cd (mg/L)	Co (mg/L)	Pb (mg/L)	Mn (mg/L)	Mo (mg/L)	Ni (mg/L)	Se (mg/L)	V (mg/L)	U (mg/L)	Ra-226+ Ra-228 (pCi/L)	Th-230 (pCi/L)	Pb-210 (pCi/L)	Gross Alpha (pCi/L)
NRC Standard		**NA**	**0.05**	**0.05**	**0.01**	**NA**	**0.05**	**NA**	**NA**	**0.05**	**0.01**	**0.1**	**0.3**	**5.0**	**5.0**	**1.0**	**15.0**
EPA Standard		**5.0**	**0.05**	**0.017**	**0.01**	**0.05**	**0.05**	**2.6**	**1.0**	**0.2**	**0.01**	**0.7**	**5.0**	**5.0**	**NA**	**NA**	**15.0**
0711	5/1/2000	1.4	0.039	-0.01	0.02	0.41	-0.05	8.42	0.15	0.38	-0.001	-0.1	0.0645	26.6	-0.2	-1	15.9
0711	7/10/2000	1.51	0.032	-0.01	-0.005	0.42	-0.05	8.39	0.11	0.35	-0.001	-0.1	0.0613	28.2	-0.2	-1	14.2
0711	10/2/2000	1.33	0.041	-0.01	-0.005	0.34	-0.05	7.44	-0.1	0.32	-0.001	-0.1	0.053	30.5	-0.2	-1	19.3
0711	1/15/2001	1.4	0.036	-0.01	-0.005	0.39	-0.05	8	-0.1	0.34	-0.001	-0.1	0.0568	29.7	-0.2	-1	13.2
0711	4/2/2001	1.4	0.035	-0.01	-0.005	0.4	-0.05	6.98	-0.1	0.39	-0.001	-0.1	0.056	25.6	-0.2	-1	12.4
0711	7/11/2001	1.5	0.03	0.01	-0.005	0.39	-0.05	7.57	-0.1	0.37	-0.001	-0.1	0.057	31.3	-0.2	-1	12.7
0711	10/8/2001	1.08	0.033	-0.01	-0.005	0.33	-0.05	5.91	-0.1	0.29	-0.001	-0.1	0.0534	25.7	-0.2	-1	12.1
0711	1/15/2002	1.4	0.037	-0.01	-0.005	0.44	-0.05	8.13	0.14	0.42	-0.001	-0.1	0.051	36.1	-0.2	-1	10.6
0711	4/8/2002	1.3	0.028	-0.01	-0.005	0.47	-0.05	8.23	0.1	0.43	-0.001	-0.1	0.0463	35.0	-0.2	-1	14.1
0711	7/16/2002	1.4	0.023	-0.01	-0.005	0.38	-0.05	6.94	-0.1	0.35	-0.001	-0.1	0.0462	42.4	-0.2	-1	12.6
0711	10/14/2002	1	0.027	-0.01	-0.005	0.41	-0.05	7.73	-0.1	0.39	-0.001	-0.1	0.0454	23.1	-0.2	-1	14.4

TABLE 3.1
ZONE 3 DATA SUMMARY
1989-2002

Well Number	Date	Water Elevation (ft amsl)	Field pH (SU)	Lab pH (SU)	Lab TDS (mg/L)	Ca (mg/L)	Mg (mg/L)	Na (mg/L)	K (mg/L)	HCO3 (mg/L)	SO4 (mg/L)	Cl (mg/L)	NH4 as N (mg/L)	NO3 as N (mg/L)	Chloroform (mg/L)
NRC Standard		**NA**	**NA**	**NA**	**NA**	**NA**	**NA**	**NA**	**NA**	**NA**	**NA**	**NA**	**NA**	**NA**	**0.001**
EPA Standard		**NA**	**NA**	**NA**	**4,800**	**NA**	**NA**	**NA**	**NA**	**NA**	**2,125**	**250**	**NA**	**190**	**NA**
0711Dup	7/10/2000	6,863.55	4.88	5.31	5,440	513	537	101	10.9	9	3,510	19.8	0.59	-0.1	-0.001
0711Dup	10/2/2000	6,863.65	4.81	5.36	5,310	503	555	104	12.9	11	3,970	15.7	0.39	-0.1	-0.001
0711Dup	1/15/2001	6,863.40	4.82	5.31	5,270	501	501	93	11.2	10	3,860	23.3	0.6	-0.1	-0.001
0711Dup	4/2/2001	6,863.25	4.46	3.77	5,370	557	569	92.7	10.3	0	3,640	20.1	0.83	0.11	-0.001
0711Dup	7/11/2001	6,862.95	4.53	5.33	5,450	539	573	104	11	8	3,520	30.2	0.83	-0.1	-0.001
0711Dup	10/8/2001	6,863.20	4.48	5	5,410	450	480	84.4	10.5	8	3,100	26.7	0.71	-0.1	-0.001
0711Dup	1/15/2002	6,863.25	4.36	5.2	5,360	552	555	92.9	12	9	3,460	20.2	0.55	-0.1	-0.001
0711Dup	4/8/2002	6,863.04	4.73	5.22	5,360	482	499	95.4	11.2	5	3,340	21	0.65	1.46	-0.001
0711Dup	7/16/2002	6,863.00	4.35	4.78	5,450	570	580	89.4	9.7	7	3,990	10.1	1.37	-0.1	-0.001
0711Dup	10/14/2002	6,862.95	4.47	5.32	5,130	579	606	114	12.3	8	4,170	23.8	1.39	-0.1	-0.001

TABLE B.1
ZONE 3 DATA SUMMARY
1989-2002

Well Number	Date	Al (mg/L)	As (mg/L)	Be (mg/L)	Cd (mg/L)	Co (mg/L)	Pb (mg/L)	Mn (mg/L)	Mo (mg/L)	Ni (mg/L)	Se (mg/L)	V (mg/L)	U (mg/L)	Ra-226+ Ra-228 (pCi/L)	Th-230 (pCi/L)	Pb-210 (pCi/L)	Gross Alpha (pCi/L)
NRC Standard		**NA**	**0.05**	**0.05**	**0.01**	**NA**	**0.05**	**NA**	**NA**	**0.05**	**0.01**	**0.1**	**0.3**	**5.0**	**5.0**	**1.0**	**15.0**
EPA Standard		**5.0**	**0.05**	**0.017**	**0.01**	**0.05**	**0.05**	**2.6**	**1.0**	**0.2**	**0.01**	**0.7**	**5.0**	**5.0**	**NA**	**NA**	**15.0**
0711Dup	7/10/2000	1.47	0.032	-0.01	-0.005	0.43	-0.05	8.29	0.11	0.35	-0.001	-0.1	0.0595	26.1	-0.2	-1	14.5
0711Dup	10/2/2000	1.33	0.042	-0.01	-0.005	0.36	-0.05	7.93	-0.1	0.34	-0.001	-0.1	0.05	28.7	-0.2	-1	22.9
0711Dup	1/15/2001	1.4	0.038	0.01	-0.005	0.4	-0.05	7.65	0.1	0.38	-0.001	-0.1	0.049	30.3	-0.2	-1	11.8
0711Dup	4/2/2001	1.4	0.034	-0.01	-0.005	0.41	-0.05	7.12	0.1	0.43	-0.001	-0.1	0.054	20.7	-0.2	-1	10.9
0711Dup	7/11/2001	1.3	0.032	-0.01	-0.005	0.36	-0.05	6.75	-0.1	0.34	-0.001	-0.1	0.051	32.7	-0.2	-1	11.9
0711Dup	10/8/2001	1.09	0.031	-0.01	-0.005	0.34	-0.05	6.15	-0.1	0.32	-0.001	-0.1	0.0483	25.7	-0.2	-1	11.1
0711Dup	1/15/2002	1.3	0.041	-0.01	-0.005	0.44	-0.05	8.03	0.2	0.41	-0.001	-0.1	0.0469	32.9	-0.2	-1	12.1
0711Dup	4/8/2002	1.3	0.03	-0.01	-0.005	0.46	-0.05	8.31	0.1	0.43	-0.001	-0.1	0.0442	35.4	-0.2	-1	13.9
0711Dup	7/16/2002	1.2	0.029	-0.01	-0.005	0.36	-0.05	6.64	0.1	0.32	-0.001	-0.1	0.0421	36.2	-0.2	-1	10.8
0711Dup	10/14/2002	1.1	0.031	-0.01	-0.005	0.43	-0.05	8.46	0.1	0.41	-0.001	-0.1	0.0494	20.9	-0.2	-1	10.6

TABLE B.1
ZONE 3 DATA SUMMARY
1989-2002

Well Number	Date	Water Elevation (ft amsl)	Field pH (SU)	Lab pH (SU)	Lab TDS (mg/L)	Ca (mg/L)	Mg (mg/L)	Na (mg/L)	K (mg/L)	HCO3 (mg/L)	SO4 (mg/L)	Cl (mg/L)	NH4 as N (mg/L)	NO3 as N (mg/L)	Chloroform (mg/L)
NRC Standard		**NA**	**NA**	**NA**	**NA**	**NA**	**NA**	**NA**	**NA**	**NA**	**NA**	**NA**	**NA**	**NA**	**0.001**
EPA Standard		**NA**	**NA**	**NA**	**4,800**	**NA**	**NA**	**NA**	**NA**	**NA**	**2,125**	**250**	**NA**	**190**	**NA**
0717	4/9/2001	6,855.40	5.65	7.3	3,300	631	137	118	6.4	498	1,650	54.2	0.11	12.3	-0.001
0717	7/16/2001	6,855.30	6.32	7.35	3,350	591	127	124	6.7	539	1,630	61.7	0.13	12.4	-0.001
0717	10/8/2001	6,855.30	7.01	7.2	3,300	600	130	105	6.1	588	1,600	66.7	0.05	10.6	-0.001
0717	1/9/2002	6,855.20	7.76	7.1	3,230	669	128	107	8	656	1,530	75	0.07	10.2	-0.001
0717	4/9/2002	6,854.75	7.34	7.39	3,320	660	124	129	6.6	654	1,700	64.4	0.1	12.2	-0.001
0717	7/15/2002	6,854.73	6.67	7.52	3,420	791	147	125	5.9	740	1,886	48.4	0.22	16.2	-0.001
0717	10/14/2002	6,854.47	6.65	7.61	3,130	720	144	125	6.3	704	1,780	68.3	0.21	15.6	-0.001

TABLE B.1
ZONE 3 DATA SUMMARY
1989-2002

Well Number	Date	Al (mg/L)	As (mg/L)	Be (mg/L)	Cd (mg/L)	Co (mg/L)	Pb (mg/L)	Mn (mg/L)	Mo (mg/L)	Ni (mg/L)	Se (mg/L)	V (mg/L)	U (mg/L)	Ra-226+ Ra-228 (pCi/L)	Th-230 (pCi/L)	Pb-210 (pCi/L)	Gross Alpha (pCi/L)
NRC Standard		**NA**	**0.05**	**0.05**	**0.01**	**NA**	**0.05**	**NA**	**NA**	**0.05**	**0.01**	**0.1**	**0.3**	**5.0**	**5.0**	**1.0**	**15.0**
EPA Standard		**5.0**	**0.05**	**0.017**	**0.01**	**0.05**	**0.05**	**2.6**	**1.0**	**0.2**	**0.01**	**0.7**	**5.0**	**5.0**	**NA**	**NA**	**15.0**
0717	4/9/2001	-0.1	0.002	-0.01	-0.005	0.01	-0.05	1.4	0.12	-0.05	-0.001	-0.1	0.057	8.7	-0.2	-1	4
0717	7/16/2001	-0.1	0.001	-0.01	-0.005	-0.01	-0.05	1.36	0.1	-0.05	-0.001	-0.1	0.065	7.4	-0.2	-1	2.5
0717	10/8/2001	-0.1	-0.001	-0.01	-0.005	-0.01	-0.05	1.08	0.08	-0.05	-0.001	-0.1	0.0643	8.0	-0.2	-1	4.8
0717	1/9/2002	-0.1	-0.001	-0.01	-0.005	0.01	-0.05	1.4	0.2	0.06	-0.001	-0.1	0.0841	12.5	-0.2	-1	3.5
0717	4/9/2002	-0.1	-0.001	-0.01	-0.005	-0.01	-0.05	1.61	0.2	-0.05	-0.001	-0.1	0.112	6.9	-0.2	-1	3.4
0717	7/15/2002	-0.1	-0.001	-0.01	-0.005	-0.01	-0.05	1.6	0.2	-0.05	-0.001	-0.1	0.118	10.4	-0.2	-1	3.2
0717	10/14/2002	-0.1	-0.001	-0.01	-0.005	-0.01	-0.05	1.77	0.2	-0.05	-0.001	-0.1	0.115	5.4	-0.2	-1	4.8

TABLE B.1
ZONE 3 DATA SUMMARY
1989-2002

Well Number	Date	Water Elevation (ft amsl)	Field pH (SU)	Lab pH (SU)	Lab TDS (mg/L)	Ca (mg/L)	Mg (mg/L)	Na (mg/L)	K (mg/L)	HCO3 (mg/L)	SO4 (mg/L)	Cl (mg/L)	NH4 as N (mg/L)	NO3 as N (mg/L)	Chloroform (mg/L)
NRC Standard		**NA**	**NA**	**NA**	**NA**	**NA**	**NA**	**NA**	**NA**	**NA**	**NA**	**NA**	**NA**	**NA**	**0.001**
EPA Standard		**NA**	**NA**	**NA**	**4,800**	**NA**	**NA**	**NA**	**NA**	**NA**	**2,125**	**250**	**NA**	**190**	**NA**
0719	4/9/2001	6,845.30	2.94	3.01	5,850	482	461	134	4.3	0	3,750	32.2	5.14	0.11	-0.001
0719	7/11/2001	6,845.30	2.7	2.94	6,180	527	518	144	3.5	0	4,000	43.8	3.86	-0.1	-0.001
0719	10/8/2001	6,846.70	2.75	2.9	5,960	450	440	108	3.8	0	3,300	51.6	2.8	-0.1	-0.001
0719	1/7/2002	6,846.50	3	2.8	5,680	496	463	115	6	0	3,760	57	2.9	-0.1	-0.001
0719	4/8/2002	6,845.79	2.9	2.99	5,520	470	440	129	5.7	0	3,470	39.9	3.42	-0.1	-0.001
0719	7/15/2002	6,845.38	2.78	3	5,420	563	517	123	7.6	0	4,020	33.9	3.59	-0.1	-0.001
0719	10/14/2002	6,845.95	2.85	3.06	4,630	514	491	134	10.5	0	3,720	33.4	3.76	-0.1	-0.001

TABLE B.1
ZONE 3 DATA SUMMARY
1989-2002

Well Number	Date	Al (mg/L)	As (mg/L)	Be (mg/L)	Cd (mg/L)	Co (mg/L)	Pb (mg/L)	Mn (mg/L)	Mo (mg/L)	Ni (mg/L)	Se (mg/L)	V (mg/L)	U (mg/L)	Ra-226+ Ra-228 (pCi/L)	Th-230 (pCi/L)	Pb-210 (pCi/L)	Gross Alpha (pCi/L)
NRC Standard		**NA**	**0.05**	**0.05**	**0.01**	**NA**	**0.05**	**NA**	**NA**	**0.05**	**0.01**	**0.1**	**0.3**	**5.0**	**5.0**	**1.0**	**15.0**
EPA Standard		**5.0**	**0.05**	**0.017**	**0.01**	**0.05**	**0.05**	**2.6**	**1.0**	**0.2**	**0.01**	**0.7**	**5.0**	**5.0**	**NA**	**NA**	**15.0**
0719	4/9/2001	78.8	0.016	0.07	-0.005	0.8	-0.05	8.7	0.34	1.1	-0.001	-0.1	0.397	28.0	30.5	-1	55.3
0719	7/11/2001	73.2	0.015	0.08	-0.005	0.71	-0.05	8.43	0.46	1.01	-0.001	-0.1	0.454	26.4	40.9	-1	46.6
0719	10/8/2001	49.9	0.013	0.04	-0.005	0.6	-0.05	6.85	0.25	0.85	-0.001	-0.1	0.387	15.1	40.6	-1	42.9
0719	1/7/2002	47.4	0.01	0.05	0.009	0.68	-0.05	8.21	0.2	0.98	-0.001	-0.1	0.27	17.4	28	-1	29
0719	4/8/2002	51	0.005	0.05	0.005	0.76	-0.05	8.64	0.2	1.08	-0.001	-0.1	0.258	- 13.2	17.1	-1	19.6
0719	7/15/2002	35.4	0.005	0.04	-0.005	0.59	-0.05	6.7	-0.1	0.73	-0.001	-0.1	0.191	11.4	9	-1	14.9
0719	10/14/2002	25	0.005	0.05	-0.005	0.65	-0.05	7.89	-0.1	0.9	-0.001	-0.1	0.086	7.4	-0.2	-1	11.5

TABL__3.1
ZONE 3 DATA SUMMARY
1989-2002

Well Number	Date	Water Elevation (ft amsl)	Field pH (SU)	Lab pH (SU)	Lab TDS (mg/L)	Ca (mg/L)	Mg (mg/L)	Na (mg/L)	K (mg/L)	HCO3 (mg/L)	SO4 (mg/L)	Cl (mg/L)	NH4 as N (mg/L)	NO3 as N (mg/L)	Chloroform (mg/L)
NRC Standard		NA	NA	NA	NA	NA	NA	NA	NA	NA	NA	NA	NA	NA	**0.001**
EPA Standard		NA	NA	NA	**4,800**	NA	NA	NA	NA	NA	**2,125**	**250**	NA	**190**	NA
EPA 01	7/25/1989	6,804.30	6.5	6.4	4,590	648	380	161	10.2	427	2,852	29.3	0.83	0.01	-0.001
EPA 01	10/4/1989	6,804.50	6.6	6.73	4,522	620	352	158	13.4	466	2,844	25.9	0.32	0.01	-0.001
EPA 01	1/16/1990	6,804.20	6.4	6.56	4,632	576	352	161	10.6	458	2,842	29.5	0.46	0.02	-0.001
EPA 01	4/17/1990	6,803.80	6.3	6.76	4,714	593	244	156	10.2	468	2,662	30.4	0.63	0.07	-0.001
EPA 01	7/12/1990	6,803.10	6.4	6.78	4,725	583	360	151	10.8	482	2,652	29.7	0.26	0.1	-0.001
EPA 01	10/16/1990	6,802.90	6.3	7.19	4,706	633	388	172	12.8	448	2,800	32	0.36	0.11	-0.001
EPA 01	1/8/1991	6,802.30	6.4	6.7	4,730	628	384	159	29	436	2,719	66	0.51	0.05	-0.001
EPA 01	4/16/1991	6,802.20	6.3	7.74	4,746	608	368	161	11.2	480	2,596	34.1	0.46	0.29	-0.001
EPA 01	7/3/1991	6,801.80	6.4	6.99	4,494	560	333	141	9	488	2,905	31.8	0.21	-0.01	-0.001
EPA 01	10/22/1991	6,801.40	6.4	7.14	4,713	584	344	156	10.2	483	2,853	38.1	0.32	-0.01	-0.001
EPA 01	1/22/1992	6,801.00	6.3	7.31	4,824	584	344	148	9.7	452	2,905	36.2	-0.05	-0.01	-0.001
EPA 01	4/2/1992	6,800.50	6.1	7.35	4,238	566	365	188	12.3	462	2,813	34.5	0.46	-0.01	-0.001
EPA 01	7/15/1992	6,799.10	6.2	7.01	4,765	582	375	173	11.5	459	2,868	36.1	0.42	-0.1	-0.001
EPA 01	10/14/1992	6,798.60	6.3	6.93	4,708	567	342	155	11.5	425	3,104	35.5	0.53	-0.1	-0.001
EPA 01	1/13/1993	6,798.10	6.3	6.96	4,557	574	320	171	12.5	423	2,834	36	0.48	-0.1	-0.001
EPA 01	4/15/1993	6,797.90	6.3	8	4,149	532	376	165	9.2	373	2,836	31.2	0.17	0.6	-0.001
EPA 01	7/20/1993	6,797.50	6.4	7.1	4,178	601	326	145	10.7	421	2,769	33	0.24	-0.1	-0.001
EPA 01	10/12/1993	6,796.30	6.8	6.92	4,118	578	326	155	9.2	404	2,815	30.2	0.08	-0.1	-0.001
EPA 01	1/11/1994	6,796.90	6.7	7.66	4,656	566	339	132	9.1	333	3,005	28.4	-0.05	0.6	-0.001
EPA 01	4/20/1994	6,796.50	6.6	6.67	4,260	560	342	132	8.7	345	2,874	27.6	0.62	0.16	-0.001
EPA 01	7/26/1994	6,797.40	6.7	7.51	4,000	570	348	129	8.8	328	2,726	27.6	0.12	0.14	-0.001
EPA 01	10/11/1994	6,795.90	6.7	7.84	4,596	622	383	157	10.3	349	3,145	26.6	0.36	0.58	-0.001
EPA 01	1/10/1995	6,795.60	6.6	7.6	4,626	705	261	144	12	309	2,941	28.9	0.46	0.44	-0.001
EPA 01	4/11/1995	6,795.90	6.8	6.98	4,431	616	318	131	9.6	360	2,885	31.9	0.57	0.12	-0.001
EPA 01	7/11/1995	6,795.30	7	7.93	4,039	595	356	132	9.6	367	2,673	28.7	0.36	0.52	-0.001
EPA 01	10/10/1995	6,795.20	6.9	7.81	4,065	600	355	144	10.1	334	2,730	24.5	0.31	0.24	-0.001
EPA 01	1/10/1996	6,794.90	7.1	7.34	4,572	595	360	129	9.1	276	2,935	33	0.06	0.31	-0.001
EPA 01	4/10/1996	6,794.80	7.5	7.88	4,540	615	370	128	10.2	248	3,000	26.1	0.07	0.22	-0.001
EPA 01	7/17/1996	6,794.70	7	7.29	4,458	560	330	135	10.4	242	2,925	25.2	0.05	-0.1	-0.001
EPA 01	10/8/1996	6,794.50	7	7.43	4,440	635	377	134	10.2	248	2,926	24.1	0.11	-0.1	-0.001
EPA 01	7/15/1997	6,801.00	6.1	7.67	4,630	628	375	134	10.4	200	3,000	25.2	0.08	0.14	-0.001
EPA 01	10/15/1997	6,794.80		7.87	4,600	638	394	137	10.2	196	3,050	31.4	0.54	0.24	-0.001

TABLE B.1
ZONE 3 DATA SUMMARY
1989-2002

Well Number	Date	Al (mg/L)	As (mg/L)	Be (mg/L)	Cd (mg/L)	Co (mg/L)	Pb (mg/L)	Mn (mg/L)	Mo (mg/L)	Ni (mg/L)	Se (mg/L)	V (mg/L)	U (mg/L)	Ra-226+ Ra-228 (pCi/L)	Th-230 (pCi/L)	Pb-210 (pCi/L)	Gross Alpha (pCi/L)
NRC Standard		NA	0.05	0.05	0.01	NA	0.05	NA	NA	0.05	0.01	0.1	0.3	5.0	5.0	1.0	15.0
EPA Standard		5.0	0.05	0.017	0.01	0.05	0.05	2.6	1.0	0.2	0.01	0.7	5.0	5.0	NA	NA	15.0
EPA 01	7/25/1989	0.39	0.149	-0.05	0.01	-0.01	-0.05	4.7	62	-0.05	-0.001	-0.1	0.0034	1.4	1.8	-1	3
EPA 01	10/4/1989	0.45	0.156	-0.05	0.01	-0.01	-0.05	4.9	50	-0.05	-0.001	-0.1	0.005	- 1.2	-0.2	-1	-1
EPA 01	1/16/1990	0.2	0.142	-0.05	-0.01	-0.01	-0.05	5	49	-0.05	-0.001	-0.1	0.004	- 1.2	-0.2	1.6	1.8
EPA 01	4/17/1990	0.41	0.183	-0.05	-0.01	-0.01	-0.05	5	46	-0.05	-0.001	-0.1	0.003	- 2.2	-0.2	-1	1.3
EPA 01	7/12/1990	-0.1	0.195	-0.05	-0.01	0.05	-0.05	5.45	40.3	-0.05	-0.001	-0.1	0.0068	- 1.2	-0.2	-1	-1
EPA 01	10/16/1990	-0.1	0.318	-0.05	-0.01	0.02	-0.05	4.86	41.2	-0.05	-0.001	-0.1	0.0062	- 1.2	-0.2	2	-1
EPA 01	1/8/1991	-0.1	0.181	-0.01	0.01	0.03	-0.05	5.18	43.1	-0.05	-0.001	-0.1	0.0054	- 1.2	-0.2	-1	-1
EPA 01	4/16/1991	-0.1	0.193	-0.01	-0.01	0.02	-0.05	4.88	38.4	-0.05	-0.001	-0.1	0.005	- 1.2	-0.2	-1	-1
EPA 01	7/3/1991	-0.1	0.19	-0.01	-0.01	0.03	-0.05	4.37	35.9	-0.05	-0.001	-0.1	0.0118	- 1.4	-0.2	-1	-1
EPA 01	10/22/1991	-0.1	0.242	-0.01	-0.01	0.01	-0.05	4	35.3	-0.05	-0.001	-0.1	0.0041	- 1.2	-0.2	3.2	-1
EPA 01	1/22/1992	-0.1	0.21	-0.01	-0.01	0.03	-0.05	4.43	42.1	-0.05	-0.001	-0.1	0.007	- 2.0	-0.2	-1	1
EPA 01	4/2/1992	-0.1	0.175	-0.01	0.01	0.03	-0.05	4.76	41.3	-0.05	-0.001	-0.1	0.092	- 1.2	-0.2	1.3	-1
EPA 01	7/15/1992	-0.1	0.176	-0.01	0.01	0.03	-0.05	4.68	36.9	-0.05	-0.001	-0.1	0.007	- 1.6	-0.2	-1	-1
EPA 01	10/14/1992	0.12	0.303	-0.01	-0.01	0.02	-0.05	4.45	35	-0.05	-0.001	-0.1	0.011	- 1.5	-0.2	-1	-1
EPA 01	1/13/1993	-0.1	0.059	-0.01	0.01	-0.01	-0.05	4.07	31.2	-0.05	-0.001	-0.1	0.004	- 1.2	-0.2	-1	-1
EPA 01	4/15/1993	-0.1	0.06	-0.01	-0.01	-0.01	-0.05	4.31	35.3	0.06	-0.001	-0.1	0.016	- 3.3	-0.2	-1	-1
EPA 01	7/20/1993	-0.1	0.047	-0.01	-0.01	-0.01	-0.05	4.31	31.9	-0.05	-0.001	-0.1	0.021	- 2.2	-0.2	4.7	-1
EPA 01	10/12/1993	-0.1	0.107	-0.01	0.01	0.02	-0.05	3.47	35.5	-0.05	-0.001	-0.1	0.009	- 1.8	-0.2	-1	-1
EPA 01	1/11/1994	-0.1	0.05	-0.01	-0.01	0.02	-0.05	3.84	39.7	0.19	-0.001	-0.1	0.017	- 5.6	-0.2	1.8	9.1
EPA 01	4/20/1994	-0.1	0.071	-0.01	-0.01	-0.01	-0.05	3.02	28.1	-0.05	-0.001	-0.1	0.008	- 1.2	-0.2	-1	-1
EPA 01	7/26/1994	-0.1	0.055	-0.01	-0.01	0.05	-0.05	4.13	30	0.14	-0.001	-0.1	0.008	3.4	-0.2	1.4	4.9
EPA 01	10/11/1994	-0.1	0.05	-0.01	-0.01	0.05	-0.05	3.47	31.5	0.12	-0.001	-0.1	0.01	- 1.2	-0.2	3.5	-1
EPA 01	1/10/1995	-0.1	0.069	-0.01	-0.01	0.05	-0.05	3.6	34.1	0.2	-0.001	-0.1	0.009	1.6	-0.2	1.1	2.4
EPA 01	4/11/1995	-0.1	0.036	-0.01	-0.01	0.03	-0.05	3.58	26.4	0.05	-0.001	-0.1	0.005	- 1.2	-0.2	-1	-1
EPA 01	7/11/1995	-0.1	0.043	-0.01	-0.01	-0.01	-0.05	3.59	28.1	-0.05	-0.001	-0.1	0.006	- 1.2	-0.2	11	1.1
EPA 01	10/10/1995	-0.1	0.037	-0.01	-0.01	0.04	-0.05	3.6	28.1	0.07	-0.001	-0.1	0.012	- 1.2	-0.2	2.7	1.3
EPA 01	1/10/1996	-0.1	0.016	-0.01	-0.01	0.04	-0.05	3.48	26.9	0.08	-0.001	-0.1	0.0098	- 1.6	-0.2	-1	-1
EPA 01	4/10/1996	-0.1	0.017	-0.01	-0.01	0.05	-0.05	3.21	28.5	0.09	-0.001	-0.1	0.012	2.0	-0.2	-1	-1
EPA 01	7/17/1996	-0.1	0.015	-0.01	-0.01	0.1	-0.05	3.54	24.6	0.18	-0.001	-0.1	0.0087	- 1.2	-0.2	-1	-1
EPA 01	10/8/1996	-0.1	0.019	-0.01	-0.01	0.11	-0.05	3.34	23.8	0.2	-0.001	-0.1	0.0078	- 1.2	-0.2	-1	-1
EPA 01	7/15/1997	-0.1	0.009	-0.01	-0.01	0.18	-0.05	4.04	11.5	0.18	-0.001	-0.1	0.008	- 1.2	-0.2	-1	-1
EPA 01	10/15/1997	-0.1	0.01	-0.01	-0.01	0.28	-0.05	4.73	10.4	0.21	-0.001	-0.1	0.01	- 1.2	-0.2	-1	-1

TABLE 3.1
ZONE 3 DATA SUMMARY
1989-2002

Well Number	Date	Water Elevation (ft amsl)	Field pH (SU)	Lab pH (SU)	Lab TDS (mg/L)	Ca (mg/L)	Mg (mg/L)	Na (mg/L)	K (mg/L)	HCO3 (mg/L)	SO4 (mg/L)	Cl (mg/L)	NH4 as N (mg/L)	NO3 as N (mg/L)	Chloroform (mg/L)
NRC Standard		**NA**	**NA**	**NA**	**NA**	**NA**	**NA**	**NA**	**NA**	**NA**	**NA**	**NA**	**NA**	**NA**	**0.001**
EPA Standard		**NA**	**NA**	**NA**	**4,800**	**NA**	**NA**	**NA**	**NA**	**NA**	**2,125**	**250**	**NA**	**190**	**NA**
EPA 03	7/26/1989	6,895.60	6.8	5.83	4,839	587	465	118	10.5	168	3,358	25.1	0.31	0.02	-0.001
EPA 03	10/5/1989	6,894.90	6.3	6.52	4,742	507	438	115	13.9	159	3,131	24.6	0.27	0.09	-0.001
EPA 03	1/23/1990	6,892.80	6.8	6.29	5,594	616	494	148	12.9	159	3,620	26.3	0.51	0.1	-0.001
EPA 03	4/18/1990	6,891.70	6.4	7	5,639	560	523	130	11.1	46	3,653	28.9	0.57	0.04	-0.001
EPA 03	7/17/1990	6,890.50	6.7	6.1	5,385	600	536	120	11.9	139	3,368	23.6	0.28	0.04	-0.001
EPA 03	10/16/1990	6,889.50	6.5	6.6	4,846	517	468	127	13	142	3,253	29.7	0.26	0.02	-0.001
EPA 03	1/8/1991	6,888.80	6.6	6.25	4,646	532	481	119	22	145	3,002	27.3	0.23	0.07	-0.001
EPA 03	4/17/1991	6,888.30	6.6	6.99	4,392	513	349	120	14.1	142	2,888	25.6	0.21	0.02	-0.001
EPA 03	7/3/1991	6,887.70	6.6	6.42	3,939	467	353	112	11	137	2,885	31.2	0.35	0.03	-0.001
EPA 03	10/22/1991	6,887.00	6.6	6.51	3,752	493	264	116	13.4	139	2,485	24.2	0.18	0.02	-0.001

TABLE B.1
ZONE 3 DATA SUMMARY
1989-2002

Well Number	Date	Al (mg/L)	As (mg/L)	Be (mg/L)	Cd (mg/L)	Co (mg/L)	Pb (mg/L)	Mn (mg/L)	Mo (mg/L)	Ni (mg/L)	Se (mg/L)	V (mg/L)	U (mg/L)	Ra-226+ Ra-228 (pCi/L)	Th-230 (pCi/L)	Pb-210 (pCi/L)	Gross Alpha (pCi/L)
NRC Standard		**NA**	**0.05**	**0.05**	**0.01**	**NA**	**0.05**	**NA**	**NA**	**0.05**	**0.01**	**0.1**	**0.3**	**5.0**	**5.0**	**1.0**	**15.0**
EPA Standard		**5.0**	**0.05**	**0.017**	**0.01**	**0.05**	**0.05**	**2.6**	**1.0**	**0.2**	**0.01**	**0.7**	**5.0**	**5.0**	**NA**	**NA**	**15.0**
EPA 03	7/26/1989	-0.1	0.003	-0.05	-0.01	0.03	0.07	5.6	-0.1	-0.05	-0.001	-0.1	0.0103	- 2.5	2.3	-1	4.3
EPA 03	10/5/1989	-0.1	0.017	-0.05	-0.01	0.02	-0.05	4.8	0.05	-0.05	-0.001	-0.1	0.016	- 2.5	-0.2	-1	-1
EPA 03	1/23/1990	-0.1	0.003	-0.05	-0.01	0.11	-0.05	6.1	0.29	0.05	-0.001	-0.1	0.049	- 2.5	4.7	-1	6.1
EPA 03	4/18/1990	-0.1	0.024	-0.05	-0.01	0.07	-0.05	7.2	-0.1	-0.05	-0.001	-0.1	0.026	- 2.0	-0.2	1.9	1.6
EPA 03	7/17/1990	-0.1	0.016	-0.05	-0.01	0.04	-0.05	6.78	-0.1	-0.05	-0.001	-0.1	0.033	- 1.2	3.2	-1	3
EPA 03	10/16/1990	-0.1	0.001	-0.05	-0.01	0.03	-0.05	5.9	0.1	-0.05	-0.001	-0.1	0.0192	- 1.8	-0.2	-1	-1
EPA 03	1/8/1991	0.2	0.006	-0.01	-0.01	0.05	-0.05	6.07	0.16	0.05	-0.001	-0.1	0.024	- 2.1	-0.2	-1	1
EPA 03	4/17/1991	0.25	0.008	-0.01	-0.01	0.03	-0.05	4.24	0.17	-0.05	-0.001	-0.1	0.025	- 1.6	-0.2	-1	3
EPA 03	7/3/1991	0.2	0.008	-0.01	-0.01	0.03	-0.05	3.96	0.25	-0.05	-0.001	-0.1	0.0226	- 1.8	-0.2	-1	-1
EPA 03	10/22/1991	0.22	0.001	-0.01	-0.01	0.02	-0.05	2.87	0.24	-0.05	-0.001	-0.1	0.0145	- 1.2	-0.2	-1	-1

TABLE 3.1
ZONE 3 DATA SUMMARY
1989-2002

Well Number	Date	Water Elevation (ft amsl)	Field pH (SU)	Lab pH (SU)	Lab TDS (mg/L)	Ca (mg/L)	Mg (mg/L)	Na (mg/L)	K (mg/L)	HCO3 (mg/L)	SO4 (mg/L)	Cl (mg/L)	NH4 as N (mg/L)	NO3 as N (mg/L)	Chloroform (mg/L)
NRC Standard		**NA**	**NA**	**NA**	**NA**	**NA**	**NA**	**NA**	**NA**	**NA**	**NA**	**NA**	**NA**	**NA**	**0.001**
EPA Standard		**NA**	**NA**	**NA**	**4,800**	**NA**	**NA**	**NA**	**NA**	**NA**	**2,125**	**250**	**NA**	**190**	**NA**
EPA 09	7/26/1989	6,911.00	6.1	5.54	5,122	543	558	122	11.9	122	3,598	28.1	0.43	0.07	-0.001
EPA 09	10/5/1989	6,911.20	4.8	6.06	5,382	507	580	118	15	93	3,566	28.3	0.62	0.07	-0.001
EPA 09	1/16/1990	6,911.20	5.7	6.15	4,982	458	498	125	12	214	3,210	23.8	0.38	0.15	-0.001
EPA 09	4/17/1990	6,911.10	5.5	6	5,133	479	492	130	11.5	274	3,261	28	0.46	0.18	-0.001
EPA 09	7/17/1990	6,910.80	4.9	4.3	5,971	494	619	115	11.7	0	4,248	26.8	0.45	0.03	-0.001
EPA 09	10/16/1990	6,910.90	4.7	4.29	5,548	494	554	117	12.5	50	3,753	33.7	0.41	0.02	-0.001
EPA 09	1/8/1991	6,910.70	5.3	6.19	5,309	548	569	131	16	105	3,561	31.1	0.49	-0.01	-0.001
EPA 09	4/17/1991	6,910.90	5.3	6.25	5,360	458	543	124	13.2	68	3,576	27.3	0.43	0.03	-0.001
EPA 09	7/3/1991	6,910.70	4.8	6.27	4,927	453	516	107	10.2	121	3,446	37.7	0.5	0.2	-0.001
EPA 09	10/22/1991	6,910.80	5	5.97	5,269	475	501	119	11.1	122	3,555	33.2	0.42	-0.01	-0.001
EPA 09	1/22/1992	6,911.60	5.2	5.29	6,127	484	567	110	11.1	15	4,132	27.7	0.93	0.49	-0.001
EPA 09	4/2/1992	6,910.60	5.4	6.61	5,681	576	609	133	15.1	61	4,137	34.4	0.73	-0.1	-0.001
EPA 09	7/15/1992	6,909.70	5.8	3.88	6,008	496	573	122	12.4	0	3,956	66.8	0.28	0.1	-0.001
EPA 09	10/14/1992	6,909.70	5.3	3.9	6,070	479	537	109	12	0	3,996	51	0.45	-0.1	-0.001
EPA 09	1/13/1993	6,909.50	5.6	7.06	5,015	493	475	116	12.1	105	3,403	24.4	0.67	-0.1	-0.001
EPA 09	4/15/1993	6,909.60	5.3	6.44	4,596	425	494	126	9.9	62	3,487	27.9	0.45	0.2	-0.001
EPA 09	7/20/1993	6,909.80	5.6	5.94	4,554	493	464	117	10.9	55	3,250	30	0.25	-0.1	-0.001
EPA 09	10/12/1993	6,907.00	5.9	5.89	4,633	497	490	115	10.8	86	3,399	27.3	0.42	-0.1	-0.001
EPA 09	1/12/1994	6,908.00	4.4	2.87	5,738	535	556	101	11.8	0	4,110	55.2	0.58	0.13	-0.001
EPA 09	4/20/1994	6,908.70	5.4	3.62	5,771	550	556	108	10	0	4,149	30	1.82	-0.1	-0.001
EPA 09	7/26/1994	6,909.50	5.2	6.16	4,732	540	479	115	10.3	31	3,472	28	0.46	-0.1	-0.001
EPA 09	10/11/1994	6,908.40	5	3.63	5,664	508	603	119	11.3	0	4,045	28.7	1.08	-0.1	-0.001
EPA 09	1/10/1995	6,908.20	5.3	4.92	6,144	560	650	117	13.3	10	4,239	28.9	1.78	-0.1	-0.001
EPA 09	4/11/1995	6,908.60	6.2	6.04	5,264	550	526	120	11.5	119	3,500	15.7	1.15	-0.1	-0.001
EPA 09	7/11/1995	6,907.90	5.9	6.06	5,046	498	540	120	11.5	34	3,485	29.8	1.04	-0.1	-0.001
EPA 09	10/10/1995	6,908.00	5.7	6.95	5,003	510	530	120	11.6	71	3,475	27	0.88	-0.1	-0.001
EPA 09	1/9/1996	6,907.60	5.6	5.94	5,085	485	550	109	11.3	53	3,790	28.4	0.24	-0.1	-0.001
EPA 09	4/10/1996	6,907.60	5.9	6.2	5,494	525	575	107	11.7	28	3,905	28.2	0.35	-0.1	-0.001
EPA 09	7/17/1996	6,907.40	5.9	5.58	5,615	505	555	117	12.1	23	3,816	32	0.31	-0.1	-0.001
EPA 09	10/8/1996	6,907.40	5.7	4.44	5,590	542	609	116	12.1	0	3,943	29	0.33	-0.1	-0.001
EPA 09	1/28/1997	6,912.30	5.8	6.07	5,510	500	545	109	11.7	29	3,695	30.8	0.35	-0.1	-0.001
EPA 09	4/15/1997	6,907.20	5.4	5.72	5,740	532	616	112	12.1	21	4,040	31.3	0.38	-0.1	0.001

TABLE B.1
ZONE 3 DATA SUMMARY
1989-2002

Well Number	Date	Al (mg/L)	As (mg/L)	Be (mg/L)	Cd (mg/L)	Co (mg/L)	Pb (mg/L)	Mn (mg/L)	Mo (mg/L)	Ni (mg/L)	Se (mg/L)	V (mg/L)	U (mg/L)	Ra-226+ Ra-228 (pCi/L)	Th-230 (pCi/L)	Pb-210 (pCi/L)	Gross Alpha (pCi/L)
NRC Standard		**NA**	**0.05**	**0.05**	**0.01**	**NA**	**0.05**	**NA**	**NA**	**0.05**	**0.01**	**0.1**	**0.3**	**5.0**	**5.0**	**1.0**	**15.0**
EPA Standard		**5.0**	**0.05**	**0.017**	**0.01**	**0.05**	**0.05**	**2.6**	**1.0**	**0.2**	**0.01**	**0.7**	**5.0**	**5.0**	**NA**	**NA**	**15.0**
EPA 09	7/26/1989	0.22	-0.001	-0.05	-0.01	0.12	-0.05	4.5	-0.1	0.09	-0.001	-0.1	0.002	6.7	6.5	2.1	4.1
EPA 09	10/5/1989	1	-0.001	-0.05	-0.01	0.11	-0.05	4	-0.01	0.08	-0.001	-0.1	0.003	- 7.0	2.2	-1	9.1
EPA 09	1/16/1990	-0.1	-0.001	-0.05	-0.01	0.08	-0.05	2.8	-0.01	-0.05	-0.001	-0.1	0.003	3.1	-0.2	-1	2.5
EPA 09	4/17/1990	0.25	0.001	-0.05	0.01	0.09	-0.05	3.7	-0.1	0.05	-0.001	-0.1	0.002	- 5.2	-0.2	-1	4.6
EPA 09	7/17/1990	8	-0.009	-0.05	-0.01	0.21	-0.05	6.79	-0.1	0.19	-0.001	-0.1	0.0078	20.4	-0.2	-1	10
EPA 09	10/16/1990	1.1	0.001	-0.05	-0.01	0.14	-0.05	4.74	-0.1	0.16	-0.001	-0.1	0.0021	13.6	-0.2	-1	9
EPA 09	1/8/1991	0.61	-0.001	-0.01	-0.01	0.29	-0.05	6.35	-0.1	0.29	-0.001	-0.1	0.0562	5.2	-0.2	-1	4
EPA 09	4/17/1991	4.9	-0.001	-0.01	-0.01	0.24	-0.05	5.77	-0.1	0.25	-0.001	-0.1	0.022	19.3	-0.2	-1	14
EPA 09	7/3/1991	1.52	0.002	-0.01	-0.01	0.19	-0.05	5.09	-0.1	0.17	-0.001	-0.1	0.0137	11.6	-0.2	-1	7
EPA 09	10/22/1991	1.58	0.001	-0.01	-0.01	0.12	-0.05	4.48	-0.1	0.1	-0.001	-0.1	0.0062	- 5.1	-0.2	2.7	4
EPA 09	1/22/1992	1.01	0.013	-0.01	-0.01	0.21	-0.05	6.16	-0.1	0.22	-0.001	-0.1	0.007	9.2	-0.2	-1	5
EPA 09	4/2/1992	2.5	0.014	0.02	0.02	0.02	-0.05	7.86	0.1	0.29	-0.001	-0.1	0.002	12.2	-0.2	-1	0.4
EPA 09	7/15/1992	1.25	0.01	-0.01	-0.01	0.23	-0.05	6.61	-0.1	0.22	-0.001	-0.1	0.006	14.4	-0.2	1.3	5.9
EPA 09	10/14/1992	2.36	0.018	-0.01	-0.01	0.28	-0.05	7.63	-0.1	0.27	-0.001	-0.1	0.002	18.5	-0.2	-1	9.9
EPA 09	1/13/1993	-0.1	0.003	-0.01	-0.01	0.04	-0.05	2.66	0.14	0.1	-0.001	-0.1	0.005	10.7	-0.2	-1	4.1
EPA 09	4/15/1993	0.18	-0.001	-0.01	-0.01	0.08	-0.05	3.16	-0.1	0.08	-0.001	-0.1	0.002	5.4	-0.2	-1	3.4
EPA 09	7/20/1993	-0.1	-0.001	-0.01	-0.01	0.07	-0.05	3.08	0.11	-0.05	-0.001	-0.1	0.006	8.3	-0.2	-1	3.5
EPA 09	10/12/1993	1.22	-0.001	-0.01	-0.01	0.14	-0.05	4.41	-0.1	0.14	-0.001	-0.1	0.005	16.6	-0.2	1.2	10
EPA 09	1/12/1994	31.1	0.029	0.09	-0.01	0.6	-0.05	9.64	0.42	0.85	-0.001	-0.1	0.122	26.7	-0.2	-1	33.2
EPA 09	4/20/1994	3.3	0.021	-0.01	-0.01	0.21	-0.05	6.9	0.19	0.24	-0.001	-0.1	0.003	22.0	-0.2	-1	26.4
EPA 09	7/26/1994	0.81	-0.001	-0.01	-0.01	0.1	-0.05	4.29	0.11	-0.05	-0.001	-0.1	0.001	10.4	-0.2	-1	13.1
EPA 09	10/11/1994	1.1	-0.001	-0.01	-0.01	0.15	-0.05	4.49	-0.1	0.15	-0.001	-0.1	0.002	9.8	-0.2	5	10.7
EPA 09	1/10/1995	5.54	0.012	-0.01	-0.01	0.27	-0.05	7.76	-0.1	0.28	-0.001	-0.1	0.003	25.0	-0.2	1.2	28.2
EPA 09	4/11/1995	0.18	0.002	-0.01	-0.01	0.07	-0.05	3.59	-0.1	-0.05	-0.001	-0.1	0.001	6.9	-0.2	-1	8.5
EPA 09	7/11/1995	-0.1	0.003	-0.01	-0.01	0.022	-0.05	0.85	-0.1	-0.05	-0.001	-0.1	0.0006	8.1	0.4	-1	16.7
EPA 09	10/10/1995	0.15	0.001	-0.01	-0.01	0.08	-0.05	3.88	-0.1	0.07	-0.001	-0.1	0.0015	- 6.0	-0.2	-1	11.4
EPA 09	1/9/1996	1.87	-0.001	-0.01	-0.01	0.17	-0.05	5.15	-0.1	0.14	-0.001	-0.1	0.0024	13.9	-0.2	-1	8.7
EPA 09	4/10/1996	0.34	0.001	-0.01	-0.01	0.11	-0.05	4.2	-0.1	0.09	-0.001	-0.1	0.0008	8.9	-0.2	-1	10.2
EPA 09	7/17/1996	0.56	-0.001	-0.01	-0.01	0.15	-0.05	4.94	-0.1	0.12	-0.001	-0.1	0.0007	11.8	-0.2	-1	7.3
EPA 09	10/8/1996	0.5	0.001	-0.01	-0.01	0.13	-0.05	4.61	-0.1	0.11	-0.001	-0.1	-0.0003	15.6	-0.2	-1	9.2
EPA 09	1/28/1997	0.5	-0.001	-0.01	-0.01	0.12	-0.05	4.25	-0.1	0.09	0.002	-0.1	-0.0003	16.9	2.7	-1	10.7
EPA 09	4/15/1997	0.81	-0.001	-0.01	-0.01	0.15	-0.05	5.03	-0.1	0.12	-0.001	-0.1	-0.0003	17.2	-0.2	-1	14.3

TABLE B.1
ZONE 3 DATA SUMMARY
1989-2002

Well Number	Date	Water Elevation (ft amsl)	Field pH (SU)	Lab pH (SU)	Lab TDS (mg/L)	Ca (mg/L)	Mg (mg/L)	Na (mg/L)	K (mg/L)	HCO3 (mg/L)	SO4 (mg/L)	Cl (mg/L)	NH4 as N (mg/L)	NO3 as N (mg/L)	Chloroform (mg/L)
NRC Standard		**NA**	**NA**	**NA**	**NA**	**NA**	**NA**	**NA**	**NA**	**NA**	**NA**	**NA**	**NA**	**NA**	**0.001**
EPA Standard		**NA**	**NA**	**NA**	**4,800**	**NA**	**NA**	**NA**	**NA**	**NA**	**2,125**	**250**	**NA**	**190**	**NA**
EPA 09	7/15/1997	6,906.80	5.2	5.27	5,780	515	606	109	12	7	3,560	32.5	0.39	-0.1	-0.001
EPA 09	10/15/1997	6,906.70	5.6	4.49	5,860	507	632	110	11.7	0	3,990	37.7	0.54	-0.1	-0.001
EPA 09	1/20/1998	6,907.10	4.8	5.64	5,570	504	595	119	13.1	9	4,200	34.4	0.82	-0.1	-0.001
EPA 09	4/14/1998	6,906.80	4.9	4.22	5,840	510	610	107	11.3	0	3,720	30.7	0.5	-0.1	-0.001
EPA 09	7/14/1998	6,906.60	4.6	4.45	5,820	488	611	115	12.3	0	3,700	30.1	0.52	-0.1	-0.001
EPA 09	10/13/1998	6,907.90	3.83	4.56	5,820	484	622	116	12.6	1	4,000	29.1	1.08	0.23	-0.001
EPA 09	1/12/1999	6,917.50	4.3	4.58	5,870	423	601	107	11.8	0	4,000	28.9	0.55	-0.1	-0.001
EPA 09	4/13/1999	6,907.80	4.1	4.45	5,860	472	624	105	11.8	0	3,750	38.9	0.66	-0.1	-0.001
EPA 09	7/20/1999	6,907.51	3.8	4.18	5,930	492	634	104	13.1	0	3,860	32.9	0.48	-0.1	-0.001
EPA 09	10/12/1999	6,907.40	4.9	4.47	5,860	459	591	108	11.6	0	3,680	32.6	0.57	-0.1	-0.001
EPA 09	1/11/2000	6,907.80	4.2	4.25	5,790	460	610	103	12.2	0	3,690	31.7	0.62	-0.1	-0.001

TAB B.1
ZONE 3 DATA SUMMARY
1989-2002

Well Number	Date	Al (mg/L)	As (mg/L)	Be (mg/L)	Cd (mg/L)	Co (mg/L)	Pb (mg/L)	Mn (mg/L)	Mo (mg/L)	Ni (mg/L)	Se (mg/L)	V (mg/L)	U (mg/L)	Ra-226+ Ra-228 (pCi/L)	Th-230 (pCi/L)	Pb-210 (pCi/L)	Gross Alpha (pCi/L)
NRC Standard		**NA**	**0.05**	**0.05**	**0.01**	**NA**	**0.05**	**NA**	**NA**	**0.05**	**0.01**	**0.1**	**0.3**	**5.0**	**5.0**	**1.0**	**15.0**
EPA Standard		**5.0**	**0.05**	**0.017**	**0.01**	**0.05**	**0.05**	**2.6**	**1.0**	**0.2**	**0.01**	**0.7**	**5.0**	**5.0**	**NA**	**NA**	**15.0**
EPA 09	7/15/1997	1.47	0.003	-0.01	-0.01	0.17	-0.05	5.22	-0.1	0.14	-0.001	-0.1	-0.0003	18.3	-0.2	-1	13
EPA 09	10/15/1997	2.44	0.002	-0.01	-0.01	0.21	-0.05	6.12	-0.1	0.16	0.001	-0.1	0.001	25.4	-0.2	5.5	14.1
EPA 09	1/20/1998	1.61	-0.001	-0.01	-0.005	0.22	-0.05	6.33	-0.1	0.15	-0.001	-0.1	0.0008	22.1	-0.2	-1	12.3
EPA 09	4/14/1998	1.8	0.003	-0.01	-0.005	0.18	-0.05	5.5	-0.1	0.16	-0.001	-0.1	0.0008	19.7	-0.2	-1	15.9
EPA 09	7/14/1998	2.66	0.004	-0.01	-0.005	0.19	-0.05	6.28	-0.1	0.15	-0.001	-0.1	0.0012	18.8	-0.2	-1	15.1
EPA 09	10/13/1998	2.84	0.002	-0.01	-0.005	0.19	-0.05	5.67	-0.1	0.15	-0.001	-0.1	0.0008	19.8	-0.2	-1	18.9
EPA 09	1/12/1999	2.9	0.005	-0.01	-0.005	0.19	-0.05	5.82	-0.1	0.14	-0.001	-0.1	0.0017	17.5	-0.2	10.6	10.6
EPA 09	4/13/1999	3.42	-0.001	-0.01	-0.005	0.22	-0.05	6.28	-0.1	0.16	-0.001	-0.1	0.0015	24.1	-0.2	-1	17.4
EPA 09	7/20/1999	2.8	0.002	-0.01	-0.005	0.17	-0.05	4.9	-0.1	0.13	-0.001	-0.1	0.0013	21.1	-0.2	-1	13.5
EPA 09	10/12/1999	3.44	0.014	-0.01	-0.005	0.17	-0.05	5.84	-0.1	0.12	-0.001	-0.1	-0.0003	23.1	-0.2	-1	17.4
EPA 09	1/11/2000	4.12	-0.001	0.01	-0.005	0.21	-0.05	6.52	-0.1	0.2	-0.001	-0.1	0.0013	21.1	-0.2	-1	16.2

TABLE B.1
ZONE 3 DATA SUMMARY
1989-2002

Well Number	Date	Water Elevation (ft amsl)	Field pH (SU)	Lab pH (SU)	Lab TDS (mg/L)	Ca (mg/L)	Mg (mg/L)	Na (mg/L)	K (mg/L)	HCO3 (mg/L)	SO4 (mg/L)	Cl (mg/L)	NH4 as N (mg/L)	NO3 as N (mg/L)	Chloroform (mg/L)
NRC Standard		**NA**	**NA**	**NA**	**NA**	**NA**	**NA**	**NA**	**NA**	**NA**	**NA**	**NA**	**NA**	**NA**	**0.001**
EPA Standard		**NA**	**NA**	**NA**	**4,800**	**NA**	**NA**	**NA**	**NA**	**NA**	**2,125**	**250**	**NA**	**190**	**NA**
EPA 11	7/25/1989	6,854.60	5.9	5.9	4,245	587	337	151	10.1	176	2,757	29.9	0.56	0.02	-0.001
EPA 11	10/4/1989	6,854.20	5.8	6.3	4,392	565	349	142	12.6	189	2,826	28.3	0.48	0.01	-0.001
EPA 11	1/16/1990	6,853.00	5.6	5.88	4,406	515	335	150	10.4	177	2,813	30.3	0.55	0.07	-0.001
EPA 11	4/17/1990	6,852.00	6	6.38	4,505	538	344	148	10.3	177	2,649	31.8	0.6	0.07	-0.001

TABLE B.1
ZONE 3 DATA SUMMARY
1989-2002

Well Number	Date	Al (mg/L)	As (mg/L)	Be (mg/L)	Cd (mg/L)	Co (mg/L)	Pb (mg/L)	Mn (mg/L)	Mo (mg/L)	Ni (mg/L)	Se (mg/L)	V (mg/L)	U (mg/L)	Ra-226+ Ra-228 (pCi/L)	Th-230 (pCi/L)	Pb-210 (pCi/L)	Gross Alpha (pCi/L)
NRC Standard		**NA**	**0.05**	**0.05**	**0.01**	**NA**	**0.05**	**NA**	**NA**	**0.05**	**0.01**	**0.1**	**0.3**	**5.0**	**5.0**	**1.0**	**15.0**
EPA Standard		**5.0**	**0.05**	**0.017**	**0.01**	**0.05**	**0.05**	**2.6**	**1.0**	**0.2**	**0.01**	**0.7**	**5.0**	**5.0**	**NA**	**NA**	**15.0**
EPA 11	7/25/1989	0.42	0.137	-0.05	-0.01	0.24	-0.05	3.3	68	0.45	-0.001	-0.01	0.0103	7.6	5.8	-1	5.3
EPA 11	10/4/1989	0.49	0.604	-0.05	-0.01	0.22	-0.05	3.2	50	0.46	-0.001	-0.1	0.014	8.1	0.5	-1	6.1
EPA 11	1/16/1990	0.22	0.481	-0.05	-0.01	0.23	-0.05	3.3	50	0.49	-0.001	-0.1	0.008	9.2	0.7	-1	7.1
EPA 11	4/17/1990	0.34	0.357	-0.05	-0.01	0.23	-0.05	3.1	46	0.48	-0.001	-0.1	0.01	7.8	-0.2	-1	6.8

TABLE 3.1
ZONE 3 DATA SUMMARY
1989-2002

Well Number	Date	Water Elevation (ft amsl)	Field pH (SU)	Lab pH (SU)	Lab TDS (mg/L)	Ca (mg/L)	Mg (mg/L)	Na (mg/L)	K (mg/L)	HCO3 (mg/L)	SO4 (mg/L)	Cl (mg/L)	NH4 as N (mg/L)	NO3 as N (mg/L)	Chloroform (mg/L)
NRC Standard		**NA**	**NA**	**NA**	**NA**	**NA**	**NA**	**NA**	**NA**	**NA**	**NA**	**NA**	**NA**	**NA**	**0.001**
EPA Standard		**NA**	**NA**	**NA**	**4,800**	**NA**	**NA**	**NA**	**NA**	**NA**	**2,125**	**250**	**NA**	**190**	**NA**
EPA 12	7/25/1989	6,865.90	6.1	5.96	4,722	582	430	151	9.7	139	3,151	30.2	0.38	0.02	-0.001
EPA 12	10/4/1989	6,865.80	5.9	6.4	4,742	534	414	132	10.9	167	3,039	26.4	0.37	0.03	-0.001
EPA 12	1/16/1990	6,864.80	5.9	6.01	4,712	505	392	148	9.82	146	3,074	27.1	0.4	0.7	-0.001
EPA 12	4/17/1990	6,863.90	5.9	6.47	4,757	521	402	143	9.2	170	2,989	27	0.41	0.15	-0.001
EPA 12	7/12/1990	6,862.80	6	6.26	4,839	532	437	143	10	139	2,754	27.9	0.27	0.12	-0.001
EPA 12	10/16/1990	6,862.20	6	6.65	4,816	491	409	146	10.7	142	3,102	29	0.32	0.07	-0.001
EPA 12	1/8/1991	6,861.40	6	6.29	4,828	536	429	144	24	140	3,100	27.3	0.48	0.07	-0.001
EPA 12	4/16/1991	6,861.00	5.9	6.86	4,863	527	429	137	8.5	109	3,204	27.6	0.31	0.1	-0.001
EPA 12	7/3/1991	6,860.40	5.8	6.32	4,623	486	409	133	8	119	3,257	25.1	0.41	0.03	-0.001
EPA 12	10/22/1991	6,859.70	5.8	6.28	4,884	507	423	140	8.5	139	3,226	29.5	0.16	-0.01	-0.001
EPA 12	1/22/1992	6,858.40	5.9	6.24	5,060	531	423	130	8.2	75	3,162	24.8	1.72	-0.01	-0.001
EPA 12	4/2/1992	6,857.50	5.6	7.04	4,820	523	457	167	11.1	122	3,297	23.4	1.5	-0.1	-0.001
EPA 12	7/15/1992	6,856.00	5.8	7.22	5,073	495	438	149	9.3	50	3,264	23.8	0.23	-0.1	-0.001

TABLE B.1
ZONE 3 DATA SUMMARY
1989-2002

Well Number	Date	Al (mg/L)	As (mg/L)	Be (mg/L)	Cd (mg/L)	Co (mg/L)	Pb (mg/L)	Mn (mg/L)	Mo (mg/L)	Ni (mg/L)	Se (mg/L)	V (mg/L)	U (mg/L)	Ra-226+ Ra-228 (pCi/L)	Th-230 (pCi/L)	Pb-210 (pCi/L)	Gross Alpha (pCi/L)
NRC Standard		**NA**	**0.05**	**0.05**	**0.01**	**NA**	**0.05**	**NA**	**NA**	**0.05**	**0.01**	**0.1**	**0.3**	**5.0**	**5.0**	**1.0**	**15.0**
EPA Standard		**5.0**	**0.05**	**0.017**	**0.01**	**0.05**	**0.05**	**2.6**	**1.0**	**0.2**	**0.01**	**0.7**	**5.0**	**5.0**	**NA**	**NA**	**15.0**
EPA 12	7/25/1989	-0.1	0.001	-0.05	-0.01	0.11	-0.05	4.1	7.6	0.3	-0.001	-0.1	0.0017	8.3	3.4	-1	7.1
EPA 12	10/4/1989	0.11	0.001	-0.05	-0.01	0.11	-0.05	3.5	6.3	0.27	-0.001	-0.1	0.004	9.0	2.2	2	13
EPA 12	1/16/1990	-0.1	0.002	-0.05	-0.01	0.13	-0.05	3.5	6.7	0.24	-0.001	-0.1	0.004	8.6	-0.2	-1	5.5
EPA 12	4/17/1990	-0.1	0.002	-0.05	-0.01	0.08	-0.05	3.5	5.3	0.2	-0.001	-0.1	0.003	12.1	-0.2	-1	6.5
EPA 12	7/12/1990	-0.1	0.084	-0.05	-0.01	0.1	-0.05	3.5	7.01	0.19	-0.001	-0.1	0.0029	13.3	-0.2	2.4	-1
EPA 12	10/16/1990	-0.1	0.095	-0.05	-0.01	0.13	-0.05	3.35	6.54	0.19	-0.001	-0.1	0.0007	14.4	-0.2	-1	5
EPA 12	1/8/1991	0.1	0.004	-0.01	-0.01	0.12	-0.05	3.06	3.87	0.21	0.001	-0.1	0.0036	5.2	-0.2	-1	4
EPA 12	4/16/1991	0.14	0.066	-0.01	-0.01	0.14	-0.05	3.68	6.26	0.21	-0.001	-0.1	0.001	16.7	-0.2	2	8
EPA 12	7/3/1991	0.34	0.055	-0.01	-0.01	0.1	-0.05	2.97	3.82	0.17	-0.001	-0.1	0.001	8.7	-0.2	-1	5
EPA 12	10/22/1991	0.2	0.054	-0.01	-0.01	0.11	-0.05	3.32	3.32	0.17	-0.001	-0.1	-0.0003	- 5.8	-0.2	-1	5
EPA 12	1/22/1992	-0.1	0.036	-0.01	-0.01	0.12	-0.05	3.02	3.7	0.17	-0.001	-0.1	0.007	14.5	-0.2	-1	8
EPA 12	4/2/1992	-0.1	0.026	-0.01	-0.01	0.14	-0.05	3.31	2.4	0.16	-0.001	-0.1	-0.0003	14.3	-0.2	1.1	6.5
EPA 12	7/15/1992	-0.1	0.013	-0.01	-0.01	0.13	-0.05	3.1	1.9	0.14	-0.001	-0.1	0.007	19.3	-0.2	-1	6.5

TABLE B.1
ZONE 3 DATA SUMMARY
1989-2002

Well Number	Date	Water Elevation (ft amsl)	Field pH (SU)	Lab pH (SU)	Lab TDS (mg/L)	Ca (mg/L)	Mg (mg/L)	Na (mg/L)	K (mg/L)	HCO3 (mg/L)	SO4 (mg/L)	Cl (mg/L)	NH4 as N (mg/L)	NO3 as N (mg/L)	Chloroform (mg/L)
NRC Standard		NA	NA	NA	NA	NA	NA	NA	NA	NA	NA	NA	NA	NA	0.001
EPA Standard		NA	NA	NA	4,800	NA	NA	NA	NA	NA	2,125	250	NA	190	NA
EPA 13	7/25/1989	6,881.30	5.5	5.56	5,054	576	479	136	11.8	32	3,454	29.7	0.84	14.1	-0.001
EPA 13	10/4/1989	6,880.40	5.5	6.4	4,736	550	407	129	15.1	86	3,180	27.6	0.51	26	-0.001
EPA 13	1/16/1990	6,878.50	5.1	5.3	5,042	482	477	128	12.3	14	3,420	26.4	0.96	4.6	-0.001
EPA 13	4/17/1990	6,877.70	5	5.6	5,256	496	485	122	11.8	67	3,377	27.4	1.03	4.1	-0.001
EPA 13	7/17/1990	6,876.80	5.3	5.6	5,140	590	527	117	11.3	40	3,253	25	0.51	10.8	-0.001
EPA 13	10/16/1990	6,876.10	5.7	5.98	5,067	513	422	129	12.6	39	3,355	31.1	0.57	6.8	-0.001
EPA 13	1/8/1991	6,875.20	5.4	5.73	5,153	531	515	121	23	35	3,432	29.4	0.95	9.6	-0.001
EPA 13	4/16/1991	6,874.80	5.3	5.53	5,255	485	457	124	12.8	13	3,460	49.5	1.05	5.6	-0.001
EPA 13	7/3/1991	6,876.30	5.2	5.66	5,240	472	473	109	10.4	25	3,357	23.6	1.2	0.45	-0.001
EPA 13	10/22/1991	6,876.10	5.2	5.75	5,409	488	466	114	11.3	39	3,611	28.5	0.78	-0.01	-0.001
EPA 13	1/22/1992	6,875.52	5.4	5.48	5,640	502	496	115	10.6	15	3,733	24.1	0.46	-0.01	-0.001
EPA 13	4/7/1992	6,875.22	5.4	6.79	5,228	629	539	149	14.1	60	3,924	26.7	0.92	-0.1	-0.001
EPA 13	7/15/1992	6,874.00	5.6	4.25	5,888	541	556	131	11.5	0	3,862	21.6	0.49	-0.1	-0.001
EPA 13	10/14/1992	6,873.50	5.8	5.25	6,201	534	572	131	11.7	29	4,186	32.7	0.58	-0.1	-0.001
EPA 13	1/14/1993	6,873.00	5.7	5.02	6,412	636	738	128	12.4	92	4,391	30.1	0.11	-0.1	-0.001
EPA 13	4/15/1993	6,872.00	5.8	5.81	5,848	469	731	155	10	38	4,315	27.6	0.64	-0.1	-0.001
EPA 13	7/20/1993	6,872.10	5.9	5.89	6,564	535	817	137	10.9	29	4,790	28.9	0.61	-0.1	-0.001
EPA 13	10/12/1993	6,869.80	6.2	5.38	6,064	518	715	135	10.3	21	4,387	30.4	0.56	-0.1	-0.001
EPA 13	1/11/1994	6,871.60	6.1	6.15	6,208	510	696	145	9.8	57	4,444	30	0.57	-0.1	-0.001
EPA 13	4/20/1994	6,871.60	6	6	6,116	514	686	132	9.1	79	4,436	30.7	1.33	-0.1	-0.001
EPA 13	7/26/1994	6,871.60	5.9	6.51	6,088	528	782	154	10.9	68	4,343	33.3	0.17	-0.1	-0.001
EPA 13	10/11/1994	6,870.40	5.9	6.46	6,762	506	806	162	11	81	4,784	34.7	0.97	-0.1	-0.001
EPA 13	1/10/1995	6,869.90	6	6.57	6,748	545	815	142	12	99	4,810	34	1.28	-0.1	-0.001
EPA 13	4/11/1995	6,870.20	6.2	6.13	6,718	522	714	154	11	95	4,729	40	1.36	-0.1	-0.001
EPA 13	7/11/1995	6,869.40	6.9	6.61	6,107	500	814	141	10.5	67	4,435	37.7	1.14	-0.1	-0.001
EPA 13	10/10/1995	6,869.30	6.2	6.85	6,119	485	730	154	11.2	78	4,340	33.6	1.12	-0.1	-0.001
EPA 13	1/9/1996	6,868.90	6.3	6.47	6,144	465	730	141	10.4	95	4,440	33.6	0.45	-0.1	-0.001
EPA 13	4/10/1996	6,867.30	6.8	7.09	6,642	544	877	148	11.1	86	5,040	35.9	0.53	-0.1	-0.001
EPA 13	7/17/1996	6,868.70	6.2	6.23	6,694	468	761	149	11.7	75	4,320	39	0.45	-0.1	-0.001
EPA 13	10/8/1996	6,868.50	6.3	6.32	6,670	519	830	151	11.5	79	4,689	36	0.5	-0.1	-0.001
EPA 13	1/28/1997	6,868.20	6.5	6.95	6,570	512	800	132	10.9	101	4,570	50.1	0.48	-0.1	-0.001
EPA 13	4/15/1997	6,868.00	6.3	6.79	6,750	510	828	145	11.6	100	4,740	39.2	0.51	-0.1	0.001

TABLE B.1
ZONE 3 DATA SUMMARY
1989-2002

Well Number	Date	Al (mg/L)	As (mg/L)	Be (mg/L)	Cd (mg/L)	Co (mg/L)	Pb (mg/L)	Mn (mg/L)	Mo (mg/L)	Ni (mg/L)	Se (mg/L)	V (mg/L)	U (mg/L)	Ra-226+ Ra-228 (pCi/L)	Th-230 (pCi/L)	Pb-210 (pCi/L)	Gross Alpha (pCi/L)
NRC Standard		**NA**	**0.05**	**0.05**	**0.01**	**NA**	**0.05**	**NA**	**NA**	**0.05**	**0.01**	**0.1**	**0.3**	**5.0**	**5.0**	**1.0**	**15.0**
EPA Standard		**5.0**	**0.05**	**0.017**	**0.01**	**0.05**	**0.05**	**2.6**	**1.0**	**0.2**	**0.01**	**0.7**	**5.0**	**5.0**	**NA**	**NA**	**15.0**
EPA 13	7/25/1989	0.21	0.007	-0.05	-0.01	0.47	-0.05	6.2	1.5	0.59	-0.001	-0.1	0.006	8.9	6.4	2.7	5.3
EPA 13	10/4/1989	0.42	0.012	-0.05	-0.01	0.23	-0.05	3.4	1.5	0.37	-0.001	-0.1	-0.028	8.3	0.8	-1	5.9
EPA 13	1/16/1990	0.19	0.021	-0.05	-0.01	0.42	0.06	6.4	0.51	0.6	0.001	-0.1	0.009	11.9	-0.2	-1	5.1
EPA 13	4/17/1990	-0.1	0.024	-0.05	-0.01	0.36	-0.05	5.8	0.57	0.46	-0.001	-0.1	0.007	8.6	-0.02	-1	6.9
EPA 13	7/17/1990	0.24	0.033	-0.05	-0.01	0.25	-0.05	5.5	0.69	0.33	-0.001	-0.1	0.0078	7.0	-0.2	-1	5
EPA 13	10/16/1990	0.1	0.016	-0.05	-0.01	0.22	-0.05	5.21	0.8	0.34	-0.001	-0.1	0.0117	9.3	-0.2	1.4	5
EPA 13	1/8/1991	0.74	0.066	-0.01	-0.01	0.21	-0.05	6.62	0.81	0.39	-0.001	-0.1	0.0054	12.4	-0.2	-1	4
EPA 13	4/16/1991	-0.1	0.031	-0.01	-0.01	0.33	-0.05	7.16	0.89	0.36	-0.001	-0.1	0.004	11.3	-0.2	-1	3
EPA 13	7/3/1991	1.14	0.044	-0.01	-0.01	0.32	-0.05	7.2	0.59	0.37	-0.001	-0.1	0.0029	4.2	-0.2	-1	3
EPA 13	10/22/1991	0.22	0.1	-0.01	-0.01	0.27	-0.05	7.04	0.58	0.38	0.001	-0.1	0.0156	- 5.2	-0.2	2.3	4
EPA 13	1/22/1992	-0.1	0.077	-0.01	-0.01	0.23	-0.05	6.59	0.64	0.26	-0.001	-0.1	0.004	10.4	-0.2	-1	7
EPA 13	4/7/1992	0.2	0.134	-0.01	0.02	0.21	-0.05	6.56	0.8	0.3	-0.001	-0.1	0.004	11.7	-0.2	1.3	4.3
EPA 13	7/15/1992	-0.1	0.084	-0.01	-0.01	0.23	-0.05	6.33	0.83	0.22	0.001	-0.1	0.009	15.2	-0.2	-1	6.1
EPA 13	10/14/1992	0.58	0.175	-0.01	-0.01	0.21	-0.05	6.43	0.9	0.2	-0.001	-0.1	0.002	13.4	-0.2	1.2	4.9
EPA 13	1/14/1993	0.42	0.23	-0.01	-0.01	0.15	-0.05	6.24	0.78	0.24	-0.001	-0.1	0.013	14.4	-0.2	-1	6.5
EPA 13	4/15/1993	-0.1	0.186	-0.01	-0.01	0.14	-0.05	5.81	0.59	0.2	-0.001	-0.1	0.017	10.7	-0.2	-1	3.5
EPA 13	7/20/1993	-0.1	0.265	-0.01	-0.01	0.14	-0.05	5.65	0.73	0.18	-0.001	-0.1	0.017	9.9	-0.2	-1	5.1
EPA 13	10/12/1993	-0.1	0.154	-0.01	-0.01	0.11	-0.05	5.51	0.6	0.14	-0.001	-0.1	0.024	10.9	-0.2	-1	6
EPA 13	1/11/1994	-0.1	0.225	-0.01	-0.01	0.07	-0.05	5.51	0.67	0.19	-0.001	-0.1	0.027	10.7	-0.2	-1	14.8
EPA 13	4/20/1994	-0.1	0.262	-0.01	-0.01	0.09	-0.05	4.69	0.48	0.14	-0.001	-0.1	0.023	15.0	-0.2	-1	20.1
EPA 13	7/26/1994	0.66	0.199	-0.01	-0.01	0.1	-0.05	5.9	0.66	0.13	-0.001	-0.1	0.019	19.1	-0.2	1.7	26.2
EPA 13	10/11/1994	-0.1	0.192	-0.01	-0.01	0.11	-0.05	5.26	0.57	0.13	-0.001	-0.1	0.022	12.1	-0.2	-1	19.5
EPA 13	1/10/1995	-0.1	0.253	-0.01	-0.01	0.14	-0.05	5.88	0.82	0.17	-0.001	-0.1	0.024	16.0	-0.2	-1	20.3
EPA 13	4/11/1995	-0.1	0.23	-0.01	-0.01	0.06	-0.05	5.82	0.47	0.1	-0.001	-0.1	0.022	14.3	-0.2	-1	19.1
EPA 13	7/11/1995	-0.1	0.255	-0.01	-0.01	0.016	-0.05	1.26	-0.1	-0.05	-0.001	-0.1	0.024	17.0	0.4	2.8	15.9
EPA 13	10/10/1995	-0.1	0.225	-0.01	-0.01	0.05	-0.05	5.91	0.38	0.12	-0.001	-0.1	0.026	6.6	-0.2	1.1	11.8
EPA 13	1/9/1996	-0.1	0.227	-0.01	-0.01	-0.01	-0.05	1.19	-0.1	-0.05	-0.001	-0.1	0.028	13.5	-0.2	-1	5.4
EPA 13	4/10/1996	-0.1	0.295	-0.01	-0.01	0.06	-0.05	5.65	0.35	0.11	-0.001	-0.1	0.029	14.9	-0.2	-1	7.6
EPA 13	7/17/1996	-0.1	0.269	-0.01	-0.01	0.06	-0.05	5.94	0.41	0.12	-0.001	-0.1	0.022	18.7	0.7	-1	6
EPA 13	10/8/1996	-0.1	0.301	-0.01	-0.01	0.06	-0.05	5.71	0.34	0.12	-0.001	-0.1	0.027	11.5	-0.2	-1	4.4
EPA 13	1/28/1997	-0.1	0.43	-0.01	-0.01	0.06	-0.05	5.96	0.4	0.12	0.003	-0.1	0.019	14.4	1.5	-1	4.7
EPA 13	4/15/1997	-0.1	0.331	-0.01	-0.01	0.05	-0.05	5.87	0.34	0.12	-0.001	-0.1	0.013	15.5	-0.2	-1	7.8

TABLE B.1
ZONE 3 DATA SUMMARY
1989-2002

Well Number	Date	Water Elevation (ft amsl)	Field pH (SU)	Lab pH (SU)	Lab TDS (mg/L)	Ca (mg/L)	Mg (mg/L)	Na (mg/L)	K (mg/L)	HCO3 (mg/L)	SO4 (mg/L)	Cl (mg/L)	NH4 as N (mg/L)	NO3 as N (mg/L)	Chloroform (mg/L)
NRC Standard		**NA**	**NA**	**NA**	**NA**	**NA**	**NA**	**NA**	**NA**	**NA**	**NA**	**NA**	**NA**	**NA**	**0.001**
EPA Standard		**NA**	**NA**	**NA**	**4,800**	**NA**	**NA**	**NA**	**NA**	**NA**	**2,125**	**250**	**NA**	**190**	**NA**
EPA 13	7/15/1997	6,868.00	6.2	7.02	6,740	499	795	145	11.6	84	4,620	38.7	0.48	-0.1	-0.001
EPA 13	10/15/1997	6,867.50	6.4	7.21	6,670	497	830	144	11.1	90	4,620	49.6	0.6	-0.1	-0.001
EPA 13	1/20/1998	6,867.80	6	7.07	6,610	486	780	152	12.3	85	4,700	43.4	0.84	-0.1	-0.001
EPA 13	4/14/1998	6,867.60	6.3	7.12	6,630	494	795	138	10.6	83	4,560	38	0.55	-0.1	-0.001
EPA 13	7/14/1998	6,867.40	6	6.89	6,700	473	777	149	11.8	77	4,100	35.6	0.59	0.11	-0.001
EPA 13	10/13/1998	6,868.50	5.93	7.72	6,440	472	795	151	12	90	4,520	36.1	0.65	-0.1	-0.001
EPA 13	1/12/1999	6,868.20	6.2	6.99	6,510	410	769	137	11.7	92	4,450	36.8	0.6	-0.1	-0.001
EPA 13	4/13/1999	6,868.10	6.1	6.93	6,520	456	776	136	11.1	86	4,200	46	0.69	-0.1	-0.001
EPA 13	7/20/1999	6,868.02	6.2	6.94	6,510	476	791	134	12.8	77	4,260	42	0.53	-0.1	-0.001
EPA 13	10/12/1999	6,867.90	6.1	7.16	6,520	430	726	133	11.4	100	3,890	40.7	0.53	-0.1	-0.001
EPA 13	1/11/2000	6,868.40	6.1	7.17	6,340	455	787	138	12	92	4,160	37.5	0.6	-0.1	-0.001
EPA 13	4/9/2001	6,867.90	7.19	6.43	6,110	522	835	138	11.6	79	4,660	36.5	0.62	-0.1	-0.001
EPA 13	7/16/2001	6,867.60	5.73	6.77	6,450	421	733	139	13.3	81	3,950	49.9	0.67	-0.1	-0.001
EPA 13	10/8/2001	6,867.80	5.96	6.6	6,390	410	710	116	11	86	3,600	48.5	0.53	-0.1	-0.001
EPA 13	1/15/2002	6,867.90	5.42	6.5	6,250	502	804	129	12.7	92	4,060	43.7	0.49	-0.1	-0.001
EPA 13	4/8/2002	6,867.67	5.75	6.47	6,300	442	728	132	11.5	88	3,980	43.9	0.54	-0.1	-0.001
EPA 13	7/15/2002	6,867.63	5.23	6.59	6,450	519	840	126	10.9	85	4,660	30.3	0.86	-0.1	-0.001
EPA 13	10/14/2002	6,867.52	5.52	6.7	5,770	502	832	142	12.3	87	4,650	42.3	0.8	-0.1	-0.001

TABLE B.1
ZONE 3 DATA SUMMARY
1989-2002

Well Number	Date	Al (mg/L)	As (mg/L)	Be (mg/L)	Cd (mg/L)	Co (mg/L)	Pb (mg/L)	Mn (mg/L)	Mo (mg/L)	Ni (mg/L)	Se (mg/L)	V (mg/L)	U (mg/L)	Ra-226+ Ra-228 (pCi/L)	Th-230 (pCi/L)	Pb-210 (pCi/L)	Gross Alpha (pCi/L)
NRC Standard		**NA**	**0.05**	**0.05**	**0.01**	**NA**	**0.05**	**NA**	**NA**	**0.05**	**0.01**	**0.1**	**0.3**	**5.0**	**5.0**	**1.0**	**15.0**
EPA Standard		**5.0**	**0.05**	**0.017**	**0.01**	**0.05**	**0.05**	**2.6**	**1.0**	**0.2**	**0.01**	**0.7**	**5.0**	**5.0**	**NA**	**NA**	**15.0**
EPA 13	7/15/1997	-0.1	0.464	-0.01	-0.01	0.05	-0.05	5.46	0.35	0.1	-0.001	-0.1	0.019	16.1	-0.2	-1	4.5
EPA 13	10/15/1997	-0.1	0.595	-0.01	-0.01	0.07	-0.05	6.21	0.45	0.12	-0.001	-0.1	0.03	15.1	-0.2	-1	5.4
EPA 13	1/20/1998	-0.1	0.444	-0.01	-0.005	0.08	-0.05	6.84	0.39	0.13	-0.001	-0.1	0.027	13.2	-0.2	-1	6.1
EPA 13	4/14/1998	-0.1	0.563	-0.01	-0.005	0.05	-0.05	5.6	0.34	0.11	-0.001	-0.1	0.0285	9.2	-0.2	-1	6.3
EPA 13	7/14/1998	-0.1	0.45	-0.01	-0.005	0.05	-0.05	6.04	0.29	0.1	-0.001	-0.1	0.0311	9.7	-0.2	-1	3.9
EPA 13	10/13/1998	-0.1	0.613	-0.01	-0.005	0.05	-0.05	5.64	0.32	0.12	-0.001	-0.1	0.0244	8.9	-0.2	-1	6.6
EPA 13	1/12/1999	-0.1	0.514	-0.01	0.006	0.05	-0.05	5.6	0.26	0.08	-0.001	-0.1	0.0267	11.7	-0.2	-1	4.3
EPA 13	4/13/1999	-0.1	0.717	-0.01	-0.005	0.06	-0.05	5.96	0.33	0.1	-0.001	-0.1	0.0284	12.1	-0.2	-1	8.4
EPA 13	7/20/1999	-0.1	-0.001	-0.01	-0.005	0.06	-0.05	4.6	0.26	0.1	-0.001	-0.1	0.0242	11.1	-0.2	-1	8.6
EPA 13	10/12/1999	-0.1	0.443	-0.01	-0.005	0.04	-0.05	5.63	0.3	-0.05	-0.001	-0.1	0.0237	11.4	-0.2	-1	5.1
EPA 13	1/11/2000	-0.1	0.347	-0.01	-0.005	0.06	-0.05	5.89	0.32	0.16	-0.001	-0.1	0.0207	13.2	1.7	-1	6.3
EPA 13	4/9/2001	0.1	0.601	-0.01	-0.005	0.06	-0.05	6.33	0.3	0.15	-0.001	-0.1	0.023	9.7	-0.2	-1	6.9
EPA 13	7/16/2001	-0.1	0.386	-0.01	-0.005	0.08	-0.05	8.41	0.4	0.21	-0.001	-0.1	0.025	10.1	-0.2	-1	5.9
EPA 13	10/8/2001	-0.1	0.32	-0.01	-0.005	0.04	-0.05	4.72	0.19	0.08	-0.001	-0.1	0.0159	9.0	-0.2	-1	5.8
EPA 13	1/15/2002	-0.1	0.383	-0.01	-0.005	0.06	-0.05	6.42	0.3	0.16	-0.001	-0.1	0.0163	14.2	-0.2	-1	5.5
EPA 13	4/8/2002	-0.1	0.322	-0.01	-0.005	0.07	-0.05	7.14	0.4	0.17	-0.001	-0.1	0.018	12.6	-0.2	-1	6
EPA 13	7/15/2002	-0.1	0.313	-0.01	-0.005	0.06	-0.05	5.72	0.3	0.12	-0.001	-0.1	0.0179	11.3	-0.2	-1	4.9
EPA 13	10/14/2002	-0.1	0.29	-0.01	-0.005	0.06	-0.05	6.56	0.3	0.15	-0.001	-0.1	0.0173	9.0	-0.2	-1	5.7

TABLE B.1
ZONE 3 DATA SUMMARY
1989-2002

Well Number	Date	Water Elevation (ft amsl)	Field pH (SU)	Lab pH (SU)	Lab TDS (mg/L)	Ca (mg/L)	Mg (mg/L)	Na (mg/L)	K (mg/L)	HCO3 (mg/L)	SO4 (mg/L)	Cl (mg/L)	NH4 as N (mg/L)	NO3 as N (mg/L)	Chloroform (mg/L)
NRC Standard		**NA**	**NA**	**NA**	**NA**	**NA**	**NA**	**NA**	**NA**	**NA**	**NA**	**NA**	**NA**	**NA**	**0.001**
EPA Standard		**NA**	**NA**	**NA**	**4,800**	**NA**	**NA**	**NA**	**NA**	**NA**	**2,125**	**250**	**NA**	**190**	**NA**
EPA 14	7/28/1989	6,895.90	6	5.82	3,189	471	245	149	4.5	146	2,111	26.8	0.08	16.9	-0.001
EPA 14	10/8/1989	6,891.10	5.4	6	3,672	407	281	163	6.1	99	2,370	31.9	0.09	18.8	-0.001
EPA 14	1/17/1990	6,889.50	5.6	6.11	3,446	424	275	155	4.6	159	2,099	29.4	0.08	16.8	-0.001
EPA 14	4/18/1990	6,888.20	5.7	6.15	3,529	430	240	140	3.4	176	2,088	28.7	0.15	19	-0.001
EPA 14	7/12/1990	6,886.60	5.8	6.12	3,559	486	281	146	5.2	173	2,067	30.1	-0.05	21.2	-0.001
EPA 14	10/10/1990	6,886.80	5.7	6.43	3,541	380	251	153	5.9	189	2,079	33.3	0.07	20.8	-0.001
EPA 14	1/8/1991	6,886.50	5.7	6.35	3,499	462	266	152	22	185	2,222	31.8	-0.05	24.6	-0.001
EPA 14	4/16/1991	6,886.90	5.6	6.8	3,738	436	321	177	4.3	143	2,380	34.8	0.07	27.5	-0.001
EPA 14	7/3/1991	6,883.90	5.3	6.25	3,774	421	313	158	4	102	2,558	35.7	0.08	28.9	-0.001
EPA 14	10/22/1991	6,875.10	5.7	6.35	3,296	424	229	148	4.1	234	2,117	37.6	0.09	9.2	-0.001
EPA 14	1/23/1992	6,880.20	5.5	6.16	4,045	414	296	163	4.5	115	2,463	39.1	-0.05	14	-0.001
EPA 14	4/2/1992	6,880.20	5.4	7.09	4,058	464	338	213	6	126	2,607	33.6	0.18	27.4	-0.001
EPA 14	7/16/1992	6,870.30	6.2	6.28	3,186	393	333	183	6.3	316	2,306	30.5	0.07	23.3	-0.001
EPA 14	10/15/1992	6,870.60	6.1	6.38	3,753	491	276	179	6	159	2,332	32.8	-0.05	24.2	-0.001
EPA 14	1/14/1993	6,875.30	5.9	6.47	3,728	485	256	156	4.4	142	2,456	35.5	0.12	26.5	-0.001
EPA 14	4/15/1993	6,872.20	5.9	6.54	3,401	420	217	164	3.4	180	2,096	32.2	0.17	27.1	-0.001
EPA 14	7/20/1993	6,866.90	6.5	7.46	3,350	444	285	122	3.4	370	2,197	28.9	0.14	14.9	-0.001
EPA 14	10/11/1993	6,865.60	6.5	6.49	3,272	503	185	137	3.5	220	1,936	29.6	0.05	25.7	-0.001
EPA 14	1/11/1994	6,871.00	5.7	6.49	3,409	446	270	158	3.5	97	2,285	37.9	-0.05	31.9	-0.001
EPA 14	4/19/1994	6,868.40	6.2	6.54	2,743	450	141	144	5	250	1,654	27.3	0.18	16.9	-0.001
EPA 14	7/26/1994	6,866.10	6.3	7.04	2,710	505	151	115	3.6	284	1,732	25.6	0.2	9.94	-0.001
EPA 14	10/11/1994	6,866.10	6.3	7.05	3,074	500	148	146	4.6	299	1,776	26.9	0.25	23.5	-0.001
EPA 14	1/10/1995	6,867.80	6	6.6	3,516	545	211	154	6.6	121	2,309	35.8	0.48	33	-0.001
EPA 14	4/10/1995	6,867.60	6.1	6.01	4,051	511	284	160	5.63	104	2,570	43.7	0.57	40	-0.001
EPA 14	7/10/1995	6,863.40	6.2	7.62	2,659	500	108	124	4.6	465	1,456	26.2	0.21	18.6	-0.001
EPA 14	10/9/1995	6,863.60	6.6	7.44	2,864	510	135	118	4.9	439	1,530	25.7	0.16	22.4	-0.001
EPA 14	1/8/1996	6,861.80	6.5	7.27	2,773	525	103	120	4.7	490	1,440	26	-0.05	24.6	-0.001
EPA 14	4/9/1996	6,861.20	6.8	7.75	2,825	551	109	121	5.1	516	1,468	30	0.12	23.9	-0.001
EPA 14	7/17/1996	6,861.00	6.5	6.91	2,907	532	116	132	5.6	498	1,616	35	0.13	23.8	-0.001
EPA 14	10/8/1996	6,861.10	6.5	7.24	2,900	610	143	137	5.9	511	1,589	33	0.11	23.9	-0.001
EPA 14	1/28/1997	6,861.60	6.5	7.71	3,200	580	170	120	5.51	459	1,927	48	0.05	26.7	-0.001
EPA 14	4/14/1997	6,861.90	6.5	7.45	3,000	641	134	124	5.6	584	1,612	42.3	0.06	22.9	0.001

TABLE B.1
ZONE 3 DATA SUMMARY
1989-2002

Well Number	Date	Al (mg/L)	As (mg/L)	Be (mg/L)	Cd (mg/L)	Co (mg/L)	Pb (mg/L)	Mn (mg/L)	Mo (mg/L)	Ni (mg/L)	Se (mg/L)	V (mg/L)	U (mg/L)	Ra-226+ Ra-228 (pCi/L)	Th-230 (pCi/L)	Pb-210 (pCi/L)	Gross Alpha (pCi/L)
NRC Standard		**NA**	**0.05**	**0.05**	**0.01**	**NA**	**0.05**	**NA**	**NA**	**0.05**	**0.01**	**0.1**	**0.3**	**5.0**	**5.0**	**1.0**	**15.0**
EPA Standard		**5.0**	**0.05**	**0.017**	**0.01**	**0.05**	**0.05**	**2.6**	**1.0**	**0.2**	**0.01**	**0.7**	**5.0**	**5.0**	**NA**	**NA**	**15.0**
EPA 14	7/28/1989	0.79	-0.001	-0.05	-0.01	0.04	-0.05	0.63	-0.1	0.05	-0.001	-0.1	0.0166	6.4	-0.2	-1	3.2
EPA 14	10/8/1989	1.1	-0.001	-0.05	-0.01	0.04	-0.05	0.7	0.02	0.07	-0.001	-0.1	0.014	5.7	-0.2	7.1	2.8
EPA 14	1/17/1990	0.67	-0.001	-0.05	-0.01	0.01	-0.05	0.89	-0.1	-0.05	-0.001	-0.1	0.019	- 3.7	2.9	2.2	5.1
EPA 14	4/18/1990	0.52	-0.001	-0.05	-0.01	-0.01	-0.05	0.56	-0.1	0.07	-0.001	-0.1	0.022	4.9	-0.2	-1	2.4
EPA 14	7/12/1990	0.68	-0.001	-0.05	-0.01	0.02	-0.05	0.61	0.13	-0.05	-0.001	-0.1	0.0223	3.3	-0.2	4.6	2
EPA 14	10/10/1990	0.5	-0.001	-0.05	-0.01	0.05	-0.05	0.71	-0.1	0.08	-0.001	-0.1	0.0323	6.5	-0.2	-1	4
EPA 14	1/8/1991	0.54	-0.001	-0.01	-0.01	0.03	-0.05	0.71	-0.1	0.08	0.001	-0.1	0.0312	- 3.4	-0.2	-1	2
EPA 14	4/16/1991	0.86	-0.001	-0.01	-0.01	0.04	-0.05	0.7	-0.1	0.06	-0.001	-0.1	0.018	- 2.3	-0.2	-1	1
EPA 14	7/3/1991	1.06	-0.001	-0.01	-0.01	0.05	-0.05	0.75	-0.1	0.07	-0.001	-0.1	0.0108	5.8	-0.2	-1	2
EPA 14	10/22/1991	0.31	-0.001	-0.01	-0.01	0.03	-0.05	0.73	-0.1	-0.05	-0.001	-0.1	0.0332	- 2.6	-0.2	1.3	2
EPA 14	1/23/1992	1	-0.001	-0.01	-0.01	0.03	-0.05	0.81	-0.1	-0.05	0.001	-0.1	0.01	3.7	-0.2	3.3	3
EPA 14	4/2/1992	1	-0.001	-0.01	-0.01	0.04	-0.05	0.91	-0.1	0.06	0.015	-0.1	0.007	- 2.6	-0.2	-1	1.9
EPA 14	7/16/1992	0.45	-0.001	-0.01	-0.01	0.02	-0.05	0.71	-0.1	-0.05	0.001	-0.1	0.028	6.5	-0.2	-1	3.8
EPA 14	10/15/1992	0.73	-0.001	-0.01	-0.01	0.03	-0.05	0.87	-0.1	0.07	-0.001	-0.1	0.009	6.3	-0.2	1.7	2.6
EPA 14	1/14/1993	0.59	0.002	-0.01	-0.01	0.04	-0.05	0.42	-0.1	0.11	-0.001	-0.1	0.009	6.3	-0.2	-1	3.6
EPA 14	4/15/1993	0.4	-0.001	-0.001	-0.01	0.03	-0.05	0.82	-0.1	-0.05	-0.001	-0.1	0.017	6.2	-0.2	-1	2.1
EPA 14	7/20/1993	-0.1	-0.001	-0.01	-0.01	0.01	-0.05	0.55	0.22	-0.05	-0.001	-0.1	0.054	6.1	-0.2	-1	2.9
EPA 14	10/11/1993	0.4	-0.001	-0.01	-0.01	0.02	-0.05	0.74	-0.1	-0.05	0.001	-0.1	0.023	5.1	-0.2	-1	6.2
EPA 14	1/11/1994	0.88	-0.001	-0.01	-0.01	0.03	-0.05	1.18	-0.1	-0.05	-0.001	-0.1	0.014	8.5	-0.2	-1	12.4
EPA 14	4/19/1994	0.36	-0.001	-0.01	-0.01	0.06	-0.05	0.92	0.16	-0.05	-0.001	-0.1	0.037	5.9	-0.2	-1	7.6
EPA 14	7/26/1994	0.31	-0.001	-0.01	-0.01	0.02	-0.05	1.1	0.21	-0.05	0.011	-0.1	0.036	- 4.1	-0.2	-1	7.3
EPA 14	10/11/1994	0.53	-0.001	-0.01	-0.01	0.05	-0.05	1.26	0.11	-0.05	-0.001	-0.1	0.033	3.3	-0.2	1.7	3.9
EPA 14	1/10/1995	1.25	-0.001	-0.01	-0.01	0.06	-0.05	2.34	-0.1	-0.05	-0.001	-0.1	0.008	8.1	-0.2	1.1	10.3
EPA 14	4/10/1995	1.68	-0.001	-0.01	-0.01	0.07	-0.05	2.59	-0.1	-0.05	-0.001	-0.1	0.005	7.8	-0.2	-1	10.4
EPA 14	7/10/1995	-0.1	-0.001	-0.01	-0.01	0.01	-0.05	1.05	0.19	-0.05	-0.001	-0.1	0.064	4.9	-0.2	-1	7.9
EPA 14	10/9/1995	0.18	0.001	-0.01	-0.01	-0.01	-0.05	1.33	0.16	-0.05	0.003	-0.1	0.064	- 4.7	-0.2	-1	8.4
EPA 14	1/8/1996	-0.1	-0.001	-0.01	-0.01	0.01	-0.05	1.15	-0.1	-0.05	-0.001	-0.1	0.081	5.5	-0.2	1.8	2.6
EPA 14	4/9/1996	-0.1	-0.001	-0.01	-0.01	-0.01	-0.05	1.26	0.18	-0.05	-0.001	-0.1	0.083	5.9	-0.2	-1	3.9
EPA 14	7/17/1996	-0.1	-0.001	-0.01	-0.01	0.02	-0.05	1.44	0.18	-0.05	-0.001	-0.1	0.09	- 4.4	-0.2	-1	3.5
EPA 14	10/8/1996	-0.1	-0.001	-0.01	-0.01	0.02	-0.05	1.52	0.18	-0.05	-0.001	-0.1	0.075	10.5	-0.2	-1	1.9
EPA 14	1/28/1997	-0.1	-0.001	-0.01	-0.01	0.03	-0.05	1.87	0.13	-0.05	0.003	-0.1	0.054	6.2	-0.2	-1	4.2
EPA 14	4/14/1997	-0.1	-0.001	-0.01	-0.01	-0.01	-0.05	1.49	0.18	-0.05	-0.001	-0.1	0.09	12.1	-0.2	-1	3.6

TABLE 3.1
ZONE 3 DATA SUMMARY
1989-2002

Well Number	Date	Water Elevation (ft amsl)	Field pH (SU)	Lab pH (SU)	Lab TDS (mg/L)	Ca (mg/L)	Mg (mg/L)	Na (mg/L)	K (mg/L)	HCO3 (mg/L)	SO4 (mg/L)	Cl (mg/L)	NH4 as N (mg/L)	NO3 as N (mg/L)	Chloroform (mg/L)
NRC Standard		NA	NA	NA	NA	NA	NA	NA	NA	NA	NA	NA	NA	NA	0.001
EPA Standard		NA	NA	NA	4,800	NA	NA	NA	NA	NA	2,125	250	NA	190	NA
EPA 14	7/14/1997	6,858.50	6.5	7.35	3,160	632	148	116	5.7	627	1,640	48.9	0.08	25.7	-0.001
EPA 14	10/14/1997	6,859.10	6.6	7.75	3,280	677	165	127	6.1	616	1,750	60.5	0.13	26.2	-0.001
EPA 14	1/19/1998	6,863.50	6.3	7.66	3,720	600	234	147	7.7	442	2,150	52.8	0.4	33.2	-0.001
EPA 14	4/13/1998	6,858.00	6.7	7.36	3,310	682	157	121	6	688	1,630	53.3	0.11	26.4	-0.001
EPA 14	7/13/1998	6,857.40	6.7	7.62	3,560	664	164	132	7	715	1,600	56.9	0.11	25.2	-0.001
EPA 14	10/13/1998	6,861.20	6.66	8.17	3,810	626	247	149	7.9	527	2,120	54.8	0.34	29.8	-0.001
EPA 14	1/12/1999	6,858.10	6.7	7.72	3,690	622	212	124	6.7	570	1,900	56.2	0.44	28.1	-0.001
EPA 14	4/13/1999	6,857.80	6.6	7.93	3,690	656	191	130	7.7	647	1,820	70.2	1.08	33.9	-0.001
EPA 14	7/20/1999	6,857.41	6.2	7.94	3,730	683	217	124	9.6	667	1,900	70	2.07	31.3	-0.001
EPA 14	10/12/1999	6,857.40	6.54	7.68	3,700	669	191	122	7.9	746	1,630	71.2	2.01	32.3	-0.001
EPA 14	1/11/2000	6,857.10	6.5	7.73	3,790	599	211	121	8.6	650	1,820	60.9	1.85	32.4	-0.001
EPA 14	5/2/2000	6,857.40	6.4	7.56	3,800	590	200	126	8.6	627	1,880	60.5	1.83	34.4	-0.001
EPA 14	7/12/2000	6,859.30	6.94	7.11	4,410	563	368	161	8.65	239	2,560	53.1	0.56	23	-0.001
EPA 14	10/9/2000	6,861.00	7.09	7.26	4,440	543	423	163	9.5	153	3,210	44.2	0.35	19.3	-0.001
EPA 14	1/15/2001	6,860.50	6.08	6.55	4,550	507	379	155	9.3	113	3,110	55.2	0.23	19.9	-0.001
EPA 14	4/2/2001	6,860.70	5.9	6.89	4,570	570	439	153	8.3	104	2,990	52.6	0.43	18.1	-0.001
EPA 14	7/10/2001	6,860.40	5.79	4.1	6,810	491	476	201	7.1	0	4,080	78.7	91.3	15.7	-0.001
EPA 14	10/8/2001	6,860.35	6.6	6.6	4,780	480	390	145	9.1	84	2,500	62	0.4	14	-0.001
EPA 14	1/9/2002	6,860.20	7.36	6.7	4,680	532	414	139	11	83	2,970	74	0.6	13.6	-0.001
EPA 14	4/3/2002	6,860.40	5.97	7.46	4,800	566	434	171	10.5	80	3,190	61.6	0.7	13.3	-0.001
EPA 14	7/16/2002	6,859.80	5.92	7.04	4,830	606	466	160	9.4	96	3,390	50.6	1.96	14	-0.001
EPA 14	10/14/2002	6,859.40	6.82	7.3	4,160	560	425	165	9.6	130	3,080	52.2	2.85	13.9	-0.001

TABLE B.1
ZONE 3 DATA SUMMARY
1989-2002

Well Number	Date	Al (mg/L)	As (mg/L)	Be (mg/L)	Cd (mg/L)	Co (mg/L)	Pb (mg/L)	Mn (mg/L)	Mo (mg/L)	Ni (mg/L)	Se (mg/L)	V (mg/L)	U (mg/L)	Ra-226+ Ra-228 (pCi/L)	Th-230 (pCi/L)	Pb-210 (pCi/L)	Gross Alpha (pCi/L)
NRC Standard		**NA**	**0.05**	**0.05**	**0.01**	**NA**	**0.05**	**NA**	**NA**	**0.05**	**0.01**	**0.1**	**0.3**	**5.0**	**5.0**	**1.0**	**15.0**
EPA Standard		**5.0**	**0.05**	**0.017**	**0.01**	**0.05**	**0.05**	**2.6**	**1.0**	**0.2**	**0.01**	**0.7**	**5.0**	**5.0**	**NA**	**NA**	**15.0**
EPA 14	7/14/1997	-0.1	0.001	-0.01	-0.01	-0.01	-0.05	1.54	0.15	-0.05	-0.001	-0.1	0.088	8.1	-0.2	-1	3
EPA 14	10/14/1997	-0.1	-0.001	-0.01	-0.01	0.02	-0.05	2.05	0.2	-0.05	-0.001	-0.1	0.101	8.2	-0.2	-1	3.5
EPA 14	1/19/1998	-0.1	-0.001	-0.01	-0.005	0.07	-0.05	3.21	0.13	0.06	-0.001	-0.1	0.075	10.1	-0.2	-1	3.9
EPA 14	4/13/1998	-0.1	-0.001	-0.01	-0.005	0.01	-0.05	1.92	0.18	-0.05	-0.001	-0.1	0.121	7.2	-0.2	-1	6
EPA 14	7/13/1998	-0.1	-0.001	-0.01	-0.005	-0.01	-0.05	2.2	0.16	-0.05	-0.001	-0.1	0.12	9.3	-0.2	-1	2.9
EPA 14	10/13/1998	-0.1	-0.001	-0.01	-0.005	0.06	-0.05	2.86	0.12	0.08	-0.001	-0.1	0.0906	8.5	-0.2	-1	4.4
EPA 14	1/12/1999	-0.1	-0.001	-0.01	-0.005	0.02	-0.05	2.58	0.11	-0.05	-0.001	-0.1	0.111	10.8	-0.2	3.6	3.6
EPA 14	4/13/1999	-0.1	0.002	-0.01	0.005	0.03	-0.05	2.83	0.15	-0.05	-0.001	-0.1	0.11	17.2	-0.2	-1	10.8
EPA 14	7/20/1999	-0.1	0.004	-0.01	-0.005	0.03	-0.05	2.24	0.14	-0.05	-0.001	-0.1	0.114	11.9	-0.2	-1	6.7
EPA 14	10/12/1999	-0.1	-0.001	-0.01	-0.005	0.02	-0.05	2.86	0.15	-0.05	-0.001	-0.1	0.127	10.6	-0.2	-1	5.2
EPA 14	1/11/2000	0.17	-0.001	-0.01	-0.005	0.04	-0.05	2.96	0.18	0.08	0.001	-0.1	0.104	12.9	-0.2	-1	7.6
EPA 14	5/2/2000	8.3	-0.001	-0.01	0.014	0.05	-0.05	3.24	0.2	-0.05	-0.001	-0.1	0.12	19.1	2	-1	6.5
EPA 14	7/12/2000	11.6	0.002	-0.01	-0.005	0.18	-0.05	4.36	-0.1	0.15	-0.001	-0.1	0.053	9.7	-0.2	-1	5.4
EPA 14	10/9/2000	8.13	-0.001	-0.01	0.008	0.18	-0.05	3.96	-0.1	0.15	-0.001	-0.1	0.0435	10.8	-0.2	-1	10.3
EPA 14	1/15/2001	23.7	-0.001	0.01	0.008	0.23	-0.05	4.65	-0.1	0.24	-0.001	-0.1	0.049	- 6.2	-0.2	-1	4.5
EPA 14	4/2/2001	13	-0.001	0.01	0.008	0.26	-0.05	4.68	-0.1	0.27	-0.001	-0.1	0.037	10.6	-0.2	-1	5.1
EPA 14	7/10/2001	188	-0.001	0.08	0.014	0.56	-0.05	16.5	-0.1	0.54	0.001	1	0.491	10.3	150	-1	13.3
EPA 14	10/8/2001	16.6	-0.001	-0.01	0.009	0.2	-0.05	3.99	-0.1	0.2	-0.001	-0.1	0.0432	10.9	-0.2	-1	6.6
EPA 14	1/9/2002	36.2	-0.001	0.02	0.011	0.23	-0.05	4.84	-0.1	0.27	-0.001	-0.1	0.0598	13.4	-0.2	-1	5.6
EPA 14	4/3/2002	18.6	-0.001	0.01	0.01	0.25	-0.05	5.4	-0.1	0.25	-0.001	-0.1	0.0334	11.9	-0.2	-1	8.1
EPA 14	7/16/2002	19.2	-0.001	0.01	0.008	0.2	-0.05	4.54	-0.1	0.22	-0.001	-0.1	0.0387	16.0	-0.2	-1	7.1
EPA 14	10/14/2002	21.6	-0.001	0.02	0.006	0.17	-0.05	4.78	-0.1	0.19	-0.001	-0.1	0.0558	9.8	-0.2	-1	7.2

TABLE B.1
ZONE 3 DATA SUMMARY
1989-2002

Well Number	Date	Water Elevation (ft amsl)	Field pH (SU)	Lab pH (SU)	Lab TDS (mg/L)	Ca (mg/L)	Mg (mg/L)	Na (mg/L)	K (mg/L)	HCO3 (mg/L)	SO4 (mg/L)	Cl (mg/L)	NH4 as N (mg/L)	NO3 as N (mg/L)	Chloroform (mg/L)
NRC Standard		NA	NA	NA	NA	NA	NA	NA	NA	NA	NA	NA	NA	NA	0.001
EPA Standard		NA	NA	NA	4,800	NA	NA	NA	NA	NA	2,125	250	NA	190	NA
EPA 15	7/29/1989	6,890.20	6.5	6.35	2,567	432	145	119	4.8	288	1,487	18.4	0.09	13.2	-0.001
EPA 15	10/8/1989	6,883.50	6	6.58	2,244	380	120	110	7	302	1,319	15	0.1	7.4	-0.001
EPA 15	1/16/1990	6,881.50	5.9	6.48	2,524	369	139	116	5.75	302	1,499	18.3	0.19	5.9	-0.001
EPA 15	4/18/1990	6,880.30	6.1	6.56	2,532	381	140	117	5.6	322	1,419	17.6	0.21	7.8	-0.001
EPA 15	7/10/1990	6,879.10	6.2	6.6	2,586	392	146	113	5.1	311	1,475	18.6	0.07	8.92	-0.001
EPA 15	10/10/1990	6,879.80	6.4	6.75	2,548	374	143	118	6	303	1,412	18.5	0.11	9.55	-0.001
EPA 15	1/10/1991	6,878.80	6.3	7.05	2,359	397	142	113	7.1	316	1,347	19.1	0.07	10.4	-0.001
EPA 15	4/16/1991	6,879.20	6.2	7.08	2,429	382	135	130	6.1	336	1,360	18.8	0.1	16.1	-0.001
EPA 15	7/3/1991	6,876.00	6.4	6.86	2,548	384	149	114	5.2	325	1,565	21.9	0.11	15.6	-0.001
EPA 15	10/23/1991	6,871.10	6.2	7.03	2,873	401	176	134	6	278	1,789	31.6	0.44	24.8	-0.001
EPA 15	1/23/1992	6,873.50	6.1	6.93	2,603	368	175	122	6.3	292	1,588	21.2	0.19	11.1	-0.001
EPA 15	4/2/1992	6,873.80	6.1	7.6	2,809	413	209	166	8.4	312	1,753	23.7	0.31	15	-0.001
EPA 15	7/16/1992	6,866.90	6.1	6.84	3,214	462	262	156	7.8	246	2,206	32.5	0.37	12.7	-0.001
EPA 15	10/15/1992	6,866.20	6	6.61	4,002	525	263	167	10	237	2,451	32.6	0.27	17.3	-0.001
EPA 15	1/13/1993	6,869.00	6.2	6.75	2,950	459	181	124	8.2	287	1,748	26.8	0.19	11	-0.001
EPA 15	4/15/1993	6,869.40	6.3	6.94	2,816	471	150	132	5	322	1,666	23.6	0.15	13.3	-0.001
EPA 15	7/20/1993	6,864.60	6.3	6.93	3,326	542	240	142	8.2	287	2,133	30.8	0.06	27.5	-0.001
EPA 15	10/12/1993	6,860.70	6.4	6.34	4,110	578	306	158	9	212	2,766	41.3	1.27	17	-0.001
EPA 15	1/11/1994	6,864.20	6.5	7	3,001	499	187	128	5.7	288	1,774	28.5	-0.05	12.8	-0.001
EPA 15	4/19/1994	6,863.90	6.4	6.63	2,537	411	137	125	5.8	296	1,537	22.6	0.19	9.5	-0.001
EPA 15	7/26/1994	6,862.20	6.2	7.43	4,123	627	284	139	7.1	265	2,390	31	0.46	33.2	-0.001
EPA 15	10/11/1994	6,861.60	6.1	6.94	4,502	640	342	163	9.6	214	3,049	39	3.12	31.5	-0.001
EPA 15	1/10/1995	6,861.70	6.1	7.09	4,144	665	204	133	8.5	244	2,567	36.5	1	37.2	-0.001
EPA 15	4/11/1995	6,861.90	6.4	6.51	4,187	674	302	136	7.6	262	2,542	19.9	1.09	44.4	-0.001
EPA 15	7/11/1995	6,860.30	5.6	5.87	4,169	585	359	144	9.9	25	2,833	44.5	0.78	29.5	-0.001
EPA 15	10/10/1995	6,859.70	5.5	5.82	4,153	585	370	162	10.6	23	2,961	40	5.86	24.3	0.00156
EPA 15	1/8/1996	6,858.50	5.3												

TABLE B.1
ZONE 3 DATA SUMMARY
1989-2002

Well Number	Date	Al (mg/L)	As (mg/L)	Be (mg/L)	Cd (mg/L)	Co (mg/L)	Pb (mg/L)	Mn (mg/L)	Mo (mg/L)	Ni (mg/L)	Se (mg/L)	V (mg/L)	U (mg/L)	Ra-226+ Ra-228 (pCi/L)	Th-230 (pCi/L)	Pb-210 (pCi/L)	Gross Alpha (pCi/L)
NRC Standard		**NA**	**0.05**	**0.05**	**0.01**	**NA**	**0.05**	**NA**	**NA**	**0.05**	**0.01**	**0.1**	**0.3**	**5.0**	**5.0**	**1.0**	**15.0**
EPA Standard		**5.0**	**0.05**	**0.017**	**0.01**	**0.05**	**0.05**	**2.6**	**1.0**	**0.2**	**0.01**	**0.7**	**5.0**	**5.0**	**NA**	**NA**	**15.0**
EPA 15	7/29/1989	-0.1	-0.001	-0.05	-0.01	-0.01	-0.05	1.3	0.5	-0.05	0.001	-0.1	0.0408	7.4	-0.2	1.3	2.2
EPA 15	10/8/1989	-0.1	-0.001	-0.05	-0.01	-0.01	-0.05	1	-0.43	-0.05	-0.001	-0.1	0.066	- 7.6	57	1.1	69
EPA 15	1/16/1990	-0.1	-0.001	-0.05	-0.01	0.01	-0.05	1.6	0.37	-0.05	-0.001	-0.1	0.037	4.9	0.2	-1	1.7
EPA 15	4/18/1990	-0.1	0.001	-0.05	-0.01	-0.01	0.08	1.5	0.42	-0.05	-0.001	-0.1	0.039	6.4	-0.2	-1	2.9
EPA 15	7/10/1990	-0.1	-0.001	-0.05	-0.01	0.04	-0.05	1.39	0.34	-0.05	-0.001	-0.1	0.074	4.4	-0.2	-1	2.8
EPA 15	10/10/1990	-0.1	-0.001	-0.05	-0.01	0.03	-0.05	1.45	0.3	-0.05	-0.001	-0.1	0.0618	3.2	-0.2	-1	2
EPA 15	1/10/1991	-0.1	-0.001	-0.01	-0.01	0.02	-0.05	1.19	0.33	-0.05	0.001	-0.1	0.0554	3.5	-0.2	-1	2.1
EPA 15	4/16/1991	-0.1	-0.001	-0.01	-0.01	0.02	-0.05	1.15	0.43	-0.05	-0.001	-0.1	0.078	- 3.9	-0.2	-1	3
EPA 15	7/3/1991	-0.1	-0.001	-0.01	-0.01	0.03	-0.05	1.55	0.42	-0.05	0.001	-0.1	0.128	6.0	-0.2	-1	2
EPA 15	10/23/1991	-0.1	-0.001	-0.01	-0.01	0.02	-0.05	2.06	0.34	0.07	-0.001	-0.1	0.1015	8.4	-0.2	-1	-1
EPA 15	1/23/1992	-0.1	-0.001	-0.01	-0.01	0.01	-0.05	2.39	-0.56	-0.05	0.001	-0.1	0.065	3.4	-0.2	1.4	2
EPA 15	4/2/1992	-0.1	-0.001	-0.01	-0.01	0.01	-0.05	2.24	0.58	-0.05	0.001	-0.1	0.066	6.1	-0.2	-1	2.1
EPA 15	7/16/1992	-0.1	0.002	-0.01	-0.01	0.02	-0.05	2.98	0.35	-0.05	-0.001	-0.1	0.034	13.4	-0.2	-1	4.9
EPA 15	10/15/1992	-0.1	0.003	-0.01	-0.01	0.02	-0.05	3.68	0.59	0.06	-0.001	-0.1	0.014	8.8	-0.2	-1	5.2
EPA 15	1/13/1993	-0.1	-0.001	-0.01	-0.01	0.02	-0.05	2.56	0.72	-0.05	-0.001	-0.1	0.064	6.5	-0.2	-1	2.7
EPA 15	4/15/1993	-0.1	0.001	-0.01	-0.01	0.03	-0.05	1.97	0.62	-0.05	-0.001	-0.1	0.099	6.1	-0.2	-1	2
EPA 15	7/20/1993	-0.1	0.001	-0.01	-0.01	0.02	-0.05	2.62	1.13	-0.05	0.002	-0.1	0.061	7.9	-0.2	-1	3.6
EPA 15	10/12/1993	-0.1	-0.001	-0.01	-0.01	0.02	-0.05	4.18	-0.1	-0.05	0.001	-0.1	0.03	11.9	-0.2	1.4	8
EPA 15	1/11/1994	-0.1	-0.001	-0.01	-0.01	-0.01	-0.05	2.21	1.21	-0.05	-0.001	-0.1	0.074	8.5	-0.2	-1	12.1
EPA 15	4/19/1994	-0.1	0.002	-0.01	-0.01	0.05	-0.05	1.16	1.2	-0.05	0.001	-0.1	0.121	8.1	-0.2	-1	10.8
EPA 15	7/26/1994	-0.1	-0.001	-0.01	-0.01	-0.01	-0.05	2.82	0.93	-0.05	0.009	-0.1	0.05	12.8	-0.2	1.8	17.1
EPA 15	10/11/1994	0.3	-0.001	-0.01	-0.01	0.07	-0.05	4.42	0.75	-0.05	-0.001	-0.1	0.029	12.2	-0.2	3.8	14.7
EPA 15	1/10/1995	-0.1	-0.001	-0.01	-0.01	0.02	-0.05	3.08	0.81	-0.05	-0.001	-0.1	0.045	9.8	-0.2	-1	11.9
EPA 15	4/11/1995	-0.1	-0.001	-0.01	-0.01	-0.01	-0.05	3.08	0.67	-0.05	-0.001	-0.1	0.038	9.9	-0.2	-1	12.7
EPA 15	7/11/1995	5.65	-0.001	-0.01	-0.01	0.2	-0.05	7.18	0.65	0.19	-0.001	-0.1	0.012	33.8	-0.2	-1	29.5
EPA 15	10/10/1995	5.67	0.001	-0.01	-0.01	0.17	-0.05	7.13	1.05	0.16	0.01	-0.1	0.0087	20.7	-0.2	-1	19.8
EPA 15	1/8/1996																

TABLE B.1
ZONE 3 DATA SUMMARY
1989-2002

Well Number	Date	Water Elevation (ft amsl)	Field pH (SU)	Lab pH (SU)	Lab TDS (mg/L)	Ca (mg/L)	Mg (mg/L)	Na (mg/L)	K (mg/L)	HCO3 (mg/L)	SO4 (mg/L)	Cl (mg/L)	NH4 as N (mg/L)	NO3 as N (mg/L)	Chloroform (mg/L)
	NRC Standard	**NA**	**NA**	**NA**	**NA**	**NA**	**NA**	**NA**	**NA**	**NA**	**NA**	**NA**	**NA**	**NA**	**0.001**
	EPA Standard	**NA**	**NA**	**NA**	**4,800**	**NA**	**NA**	**NA**	**NA**	**NA**	**2,125**	**250**	**NA**	**190**	**NA**
EPA 17	7/20/1989	6,886.60	6.4	6.11	6,709	501	785	167	13.3	159	4,674	35.6	1.22	0.13	-0.001
EPA 17	10/8/1989	6,887.00	6.4	6.5	6,714	491	829	160	12	154	4,526	35.3	0.59	0.06	-0.001
EPA 17	1/10/1990	6,886.30	6.3	6.48	6,822	491	844	158	13.1	162	4,440	34.3	0.57	0.14	-0.001
EPA 17	4/10/1990	6,886.20	6.3	6.3	6,855	495	830	153	12.4	151	4,333	33.9	0.67	0.21	-0.001
EPA 17	7/10/1990	6,886.00	6.1	6.5	6,930	493	807	154	13.8	159	4,467	33.6	0.29	0.53	-0.001
EPA 17	10/9/1990	6,885.90	6.3	6.77	6,854	465	812	162	13.4	135	4,232	32.2	0.22	0.07	-0.001
EPA 17	1/11/1991	6,885.60	6.2	6.3	6,678	511	795	160	14.6	122	4,489	36.9	0.57	0.14	-0.001
EPA 17	4/10/1991	6,885.40	6.3	6.9	6,751	545	758	156	12.3	143	4,007	34.8	0.45	0.11	-0.001
EPA 17	7/9/1991	6,885.10	6.3	6.46	6,742	563	712	139	10.9	112	4,385	33.5	0.68	-0.01	-0.001
EPA 17	10/17/1991	6,885.00	6.2	6.86	6,749	514	676	155	14.1	159	4,151	33.5	0.33	0.08	-0.001
EPA 17	1/21/1992	6,884.70	6.3	6.66	6,718	473	769	145	11.5	159	4,556	37.5	0.33	-0.1	-0.001
EPA 17	4/14/1992	6,884.50	6.4	7.72	5,908	441	528	157	12.5	255	3,632	34.3	0.5	-0.1	-0.001

TABLE B.1
ZONE 3 DATA SUMMARY
1989-2002

Well Number	Date	Al (mg/L)	As (mg/L)	Be (mg/L)	Cd (mg/L)	Co (mg/L)	Pb (mg/L)	Mn (mg/L)	Mo (mg/L)	Ni (mg/L)	Se (mg/L)	V (mg/L)	U (mg/L)	Ra-226+ Ra-228 (pCi/L)	Th-230 (pCi/L)	Pb-210 (pCi/L)	Gross Alpha (pCi/L)
NRC Standard		**NA**	**0.05**	**0.05**	**0.01**	**NA**	**0.05**	**NA**	**NA**	**0.05**	**0.01**	**0.1**	**0.3**	**5.0**	**5.0**	**1.0**	**15.0**
EPA Standard		**5.0**	**0.05**	**0.017**	**0.01**	**0.05**	**0.05**	**2.6**	**1.0**	**0.2**	**0.01**	**0.7**	**5.0**	**5.0**	**NA**	**NA**	**15.0**
EPA 17	7/20/1989	0.18	0.224	-0.05	-0.01	0.08	-0.05	6.9	1.2	0.24	-0.001	-0.1	0.053	6.8	18.4	1.2	14.4
EPA 17	10/8/1989	-0.1	0.253	-0.05	-0.01	0.07	-0.05	6.7	0.83	0.21	-0.001	-0.1	0.076	3.8	-0.2	-1	3
EPA 17	1/10/1990	0.16	0.133	-0.05	-0.01	0.12	-0.05	5.9	0.46	0.24	-0.001	-0.1	0.046	5.0	-0.2	-1	2.3
EPA 17	4/10/1990	-0.1	0.14	-0.05	0.02	0.13		6.7	0.32	0.17	-0.001	-0.1	0.048	5.9	-0.2	-1	3.4
EPA 17	7/10/1990	0.14	0.019	-0.05	-0.01	0.07	-0.05	6.77	0.22	0.25	-0.001	-0.1	0.045	6.2	-0.2	-1	2.9
EPA 17	10/9/1990	-0.1	0.054	-0.05	-0.01	0.09	-0.05	6.63	0.2	0.23	-0.001	-0.1	0.0332	9.8	-0.2	-1	2
EPA 17	1/11/1991	-0.1	0.022	-0.01	-0.01	0.12	-0.05	7.5	-0.1	0.29	-0.001	-0.1	0.0134	7.3	-0.2	-1	3.8
EPA 17	4/10/1991	0.36	0.007	-0.01	-0.01	0.12	-0.05	6.6	0.12	0.29	-0.001	-0.1	0.0147	- 4.2	-0.2	-1	3
EPA 17	7/9/1991	0.26	0.002	-0.01	-0.01	0.08	-0.05	6.15	-0.1	0.17	-0.001	-0.1	0.0151	- 7.1	-0.2	-1	2
EPA 17	10/17/1991	0.13	0.003	-0.01	-0.01	0.09	-0.05	5.98	-0.1	0.22	-0.001	-0.1	0.0132	- 3.0	-0.2	-1	2
EPA 17	1/21/1992	-0.1	0.005	-0.01	-0.01	0.08	-0.05	5.42	0.1	0.17	0.001	-0.1	0.023	- 2.3	-0.2	1.2	1
EPA 17	4/14/1992	-0.1	0.022	-0.01	-0.01	0.05	-0.05	5.08	0.37	0.15	0.002	-0.1	0.041	9.5	-0.2	-1	1.2

TABLE 3.1
ZONE 3 DATA SUMMARY
1989-2002

Well Number	Date	Water Elevation (ft amsl)	Field pH (SU)	Lab pH (SU)	Lab TDS (mg/L)	Ca (mg/L)	Mg (mg/L)	Na (mg/L)	K (mg/L)	HCO3 (mg/L)	SO4 (mg/L)	Cl (mg/L)	NH4 as N (mg/L)	NO3 as N (mg/L)	Chloroform (mg/L)
NRC Standard		**NA**	**NA**	**NA**	**NA**	**NA**	**NA**	**NA**	**NA**	**NA**	**NA**	**NA**	**NA**	**NA**	**0.001**
EPA Standard		**NA**	**NA**	**NA**	**4,800**	**NA**	**NA**	**NA**	**NA**	**NA**	**2,125**	**250**	**NA**	**190**	**NA**
EPA 18	7/25/1989	6,884.40	5.7	5.46	5,818	543	608	132	11.6	44	3,974	27.1	0.46	0.08	-0.001
EPA 18	10/4/1989	6,884.10	5.3	5.97	5,742	513	604	113	12.6	49	3,746	27.5	0.43	0.01	-0.001
EPA 18	1/16/1990	6,883.30	5.2	5.46	5,514	468	549	123	11.1	20	3,654	25.4	0.5	0.06	-0.001
EPA 18	4/17/1990	6,882.70	5.2	5.26	5,585	464	520	122	10.5	10	3,582	27	0.49	0.16	-0.001
EPA 18	7/17/1990	6,881.90	5.4	5.68	5,902	543	608	124	31.8	32	3,513	26.4	0.27	0.07	-0.001
EPA 18	10/16/1990	6,881.30	5.4	5.93	5,925	508	588	139	11	26	3,880	32.2	0.39	0.04	-0.001
EPA 18	1/8/1991	6,880.60	5.1	5.25	5,905	518	647	129	18	12	3,917	28.3	0.53	-0.01	-0.001
EPA 18	4/16/1991	6,880.30	5	5.5	5,946	551	712	144	10.6	10	3,916	34.1	0.48	-0.01	-0.001
EPA 18	7/3/1991	6,879.90	5.3	5.97	6,159	577	698	129	9.4	36	4,215	15.8	0.64	0.01	-0.001
EPA 18	10/22/1991	6,879.60	5.4	5.81	6,202	484	722	139	10.6	69	4,235	38.3	0.61	0.02	-0.001
EPA 18	1/22/1992	6,879.00	5.6	6	6,396	484	657	135	10.4	37	4,267	29.4	0.61	-0.01	-0.001
EPA 18	4/2/1992	6,878.80	5.5	7.16	5,799	508	660	167	13.1	75	4,351	38.3	0.67	-0.01	-0.001
EPA 18	7/15/1992	6,877.70	5.5	6.09	6,375	492	686	131	11.5	8	4,196	29.7	0.25	0.1	-0.001
EPA 18	10/14/1992	6,877.20	5.3	5.38	6,100	480	624	132	11.3	12	4,126	30.5	0.32	-0.1	-0.001
EPA 18	1/14/1993	6,877.90	5.2	5.74	5,947	455	609	137	9.9	17	4,187	30.9	0.69	-0.1	-0.001
EPA 18	4/15/1993	6,877.80	5.3	5.79	6,132	414	694	152	9.8	18	3,999	31.2	0.51	0.2	-0.001
EPA 18	7/20/1993	6,876.50	5.3	5.75	5,982	489	705	147	10.4	12	4,215	31.9	0.32	-0.1	-0.001
EPA 18	10/12/1993	6,873.80	5.8	5.44	5,825	473	690	135	10.5	18	4,264	28.9	0.39	-0.1	-0.001
EPA 18	1/11/1994	6,875.60	5.7	6.22	6,038	453	707	134	10.2	20	4,228	29.5	0.46	-0.1	-0.001
EPA 18	4/20/1994	6,874.90	5.5	6	5,622	458	683	125	9.8	15	4,196	33	1.09	-0.1	-0.001
EPA 18	7/26/1994	6,875.90	5.7	6.69	5,618	525	682	149	11.3	18	4,106	30.7	0.46	-0.1	-0.001
EPA 18	10/11/1994	6,874.50	5.8	6.55	6,374	456	764	157	11.4	22	4,604	33.7	0.75	-0.1	-0.001

TABLE B.1
ZONE 3 DATA SUMMARY
1989-2002

Well Number	Date	Al (mg/L)	As (mg/L)	Be (mg/L)	Cd (mg/L)	Co (mg/L)	Pb (mg/L)	Mn (mg/L)	Mo (mg/L)	Ni (mg/L)	Se (mg/L)	V (mg/L)	U (mg/L)	Ra-226+ Ra-228 (pCi/L)	Th-230 (pCi/L)	Pb-210 (pCi/L)	Gross Alpha (pCi/L)
NRC Standard		**NA**	**0.05**	**0.05**	**0.01**	**NA**	**0.05**	**NA**	**NA**	**0.05**	**0.01**	**0.1**	**0.3**	**5.0**	**5.0**	**1.0**	**15.0**
EPA Standard		**5.0**	**0.05**	**0.017**	**0.01**	**0.05**	**0.05**	**2.6**	**1.0**	**0.2**	**0.01**	**0.7**	**5.0**	**5.0**	**NA**	**NA**	**15.0**
EPA 18	7/25/1989	-0.1	0.008	-0.05	-0.01	0.19	-0.05	6.7	0.05	0.23	-0.001	-0.1	0.031	12.6	6.1	-1	8
EPA 18	10/4/1989	-0.1	0.006	-0.05	-0.01	0.21	-0.05	7	-0.01	0.27	-0.001	-0.1	0.037	12.5	0.3	2.1	6.2
EPA 18	1/16/1990	-0.1	0.004	-0.05	-0.01	0.2	-0.05	7.5	-0.1	0.3	-0.001	-0.1	0.019	12.2	0.7	-1	5.3
EPA 18	4/17/1990	-0.1	0.002	-0.05	-0.01	0.2	-0.05	6.3	-0.1	0.27	-0.001	-0.1	0.019	12.5	-0.2	1.2	7.6
EPA 18	7/17/1990	0.2	0.012	-0.05	-0.01	0.17	-0.05	6.09	0.12	0.28	-0.001	-0.1	0.0824	7.6	-0.2	-1	4
EPA 18	10/16/1990	0.1	0.015	-0.05	-0.01	0.19	-0.05	6.49	-0.1	0.27	-0.001	-0.1	0.0577	18.4	-0.2	1.4	6
EPA 18	1/8/1991	0.61	0.001	-0.01	-0.01	0.21	-0.05	6.89	-0.1	0.27	-0.001	-0.1	0.0357	14.0	-0.2	-1	6
EPA 18	4/16/1991	-0.1	0.001	-0.01	-0.01	0.17	-0.05	6.13	-0.1	0.22	-0.001	-0.1	0.031	15.1	-0.2	2.5	6
EPA 18	7/3/1991	0.66	0.024	-0.01	-0.01	0.14	-0.05	6.62	0.1	0.2	-0.001	-0.1	0.07	12.4	-0.2	-1	4
EPA 18	10/22/1991	0.34	0.019	-0.01	-0.01	0.13	-0.05	7.44	-0.1	0.21	-0.001	-0.1	0.0005	- 5.6	-0.2	-1	5
EPA 18	1/22/1992	0.27	0.014	-0.01	-0.01	0.1	-0.05	6.15	-0.1	0.17	-0.001	-0.1	0.086	14.7	-0.2	-1	8
EPA 18	4/2/1992	-0.1	0.014	-0.01	-0.01	0.13	-0.05	7.16	0.1	0.26	-0.001	-0.1	0.078	15.2	-0.2	-1	4.7
EPA 18	7/15/1992	-0.1	0.003	-0.01	-0.01	0.12	-0.05	6.45	-0.1	0.19	-0.001	-0.1	0.064	14.1	-0.2	1	5
EPA 18	10/14/1992	0.18	0.002	-0.01	-0.01	0.15	-0.05	5.97	-0.1	0.24	-0.001	-0.1	0.081	15.7	-0.2	1.8	5.8
EPA 18	1/14/1993	-0.1	-0.001	-0.01	-0.01	0.16	-0.05	7.66	-0.1	0.32	-0.001	-0.1	0.038	18.1	-0.2	-1	6.8
EPA 18	4/15/1993	-0.1	0.001	-0.01	-0.01	0.16	-0.05	6.91	-0.1	0.26	-0.001	-0.1	0.058	13.1	-0.2	-1	4.5
EPA 18	7/20/1993	-0.1	-0.001	-0.01	-0.01	0.18	-0.05	6.51	-0.1	0.31	-0.001	-0.1	0.045	19.0	-0.2	-1	7.9
EPA 18	10/12/1993	-0.1	-0.001	-0.01	-0.01	0.14	-0.05	6.57	-0.1	0.24	-0.001	-0.1	0.058	14.8	-0.2	1.8	7
EPA 18	1/11/1994	-0.1	-0.001	-0.01	-0.01	0.12	-0.05	6.7	-0.1	0.28	-0.001	-0.1	0.041	18.5	-0.2	-1	25.6
EPA 18	4/20/1994	-0.1	-0.001	-0.01	-0.01	0.12	-0.05	5.69	-0.1	0.27	-0.001	-0.1	0.023	11.9	-0.2	-1	15.5
EPA 18	7/26/1994	-0.1	-0.001	-0.01	-0.01	0.15	-0.05	6.64	-0.1	0.23	-0.001	-0.1	0.012	19.5	-0.2	-1	26.4
EPA 18	10/11/1994	-0.1	-0.001	-0.01	-0.01	0.08	-0.05	5.3	-0.1	0.16	-0.001	-0.1	0.008	10.3	-0.2	3.4	12.7

TABLE 3.1
ZONE 3 DATA SUMMARY
1989-2002

Well Number	Date	Water Elevation (ft amsl)	Field pH (SU)	Lab pH (SU)	Lab TDS (mg/L)	Ca (mg/L)	Mg (mg/L)	Na (mg/L)	K (mg/L)	HCO3 (mg/L)	SO4 (mg/L)	Cl (mg/L)	NH4 as N (mg/L)	NO3 as N (mg/L)	Chloroform (mg/L)
NRC Standard		**NA**	**NA**	**NA**	**NA**	**NA**	**NA**	**NA**	**NA**	**NA**	**NA**	**NA**	**NA**	**NA**	**0.001**
EPA Standard		**NA**	**NA**	**NA**	**4,800**	**NA**	**NA**	**NA**	**NA**	**NA**	**2,125**	**250**	**NA**	**190**	**NA**
NBL-01	8/15/2001	6,820.10	6.61	6.9	3,220	550	162	116	6.83	343	1,730	36.8	0.41	-0.1	-0.001
NBL-01	10/3/2001	6,819.89	6.7	7.5	3,160	550	150	100	7	346	1,680	40	0.29	-0.1	-0.001
NBL-01	1/7/2002	6,819.70	7.25	7	3,110	564	158	115	7	342	1,840	36	0.26	-0.1	-0.001
NBL-01	4/17/2002	6,819.90	6.25	7.66	3,220	542	167	113	6.8	336	1,780	37.9	0.29	-0.1	-0.001
NBL-01	7/15/2002	6,819.65	6.65	7.68	3,310	516	185	123	7.1	339	1,810	26	0.43	-0.1	-0.001
NBL-01	10/15/2002	6,819.54	7.18	7.48	3,120	631	176	121	6.3	330	2,070	31.4	0.45	-0.1	-0.001

TABLE B.1
ZONE 3 DATA SUMMARY
1989-2002

Well Number	Date	Al (mg/L)	As (mg/L)	Be (mg/L)	Cd (mg/L)	Co (mg/L)	Pb (mg/L)	Mn (mg/L)	Mo (mg/L)	Ni (mg/L)	Se (mg/L)	V (mg/L)	U (mg/L)	Ra-226+ Ra-228 (pCi/L)	Th-230 (pCi/L)	Pb-210 (pCi/L)	Gross Alpha (pCi/L)
NRC Standard		**NA**	**0.05**	**0.05**	**0.01**	**NA**	**0.05**	**NA**	**NA**	**0.05**	**0.01**	**0.1**	**0.3**	**5.0**	**5.0**	**1.0**	**15.0**
EPA Standard		**5.0**	**0.05**	**0.017**	**0.01**	**0.05**	**0.05**	**2.6**	**1.0**	**0.2**	**0.01**	**0.7**	**5.0**	**5.0**	**NA**	**NA**	**15.0**
NBL-01	8/15/2001	-0.1	0.57	-0.01	-0.005	0.05	-0.05	1.47	2.62	0.19	-0.001	-0.1	0.294	14.3	-0.2	-1	8.1
NBL-01	10/3/2001	-0.1	0.714	-0.01	-0.005	0.05	-0.05	1.59	2.86	0.08	-0.001	-0.1	0.276	12.2	-0.2	-1	6.3
NBL-01	1/7/2002	-0.1	0.613	-0.01	-0.005	0.05	-0.05	1.59	3.2	0.11	-0.001	-0.1	0.245	10.5	-0.2	-1	5.8
NBL-01	4/17/2002	-0.1	0.768	-0.01	-0.005	0.05	-0.05	1.68	3.2	0.09	-0.001	-0.1	0.287	11.1	0.5	-1	7.8
NBL-01	7/15/2002	-0.1	0.728	-0.01	-0.005	0.05	-0.05	1.78	2.8	0.09	-0.001	-0.1	0.261	9.0	-0.2	-1	5.4
NBL-01	10/15/2002	-0.1	0.776	-0.01	-0.005	0.06	-0.05	2.01	2.2	0.1	-0.001	-0.1	0.251	19.6	-0.2	-1	5.6

TABLE B.2

WATER LEVEL DATA FOR ZONE 3
IDLED AND DECOMISSIONED WELLS
1994 - 2002

Well Number (a)	Date	Water Elevation (ft AMSL)
0402	5/15/2000	6856.0
0402	7/20/2000	6856.4
0402	10/12/2000	6857.0
0402	1/19/2001	6857.1
0402	4/12/2001	6857.1
0402	8/2/2001	6857.0
0402	10/10/2001	6856.9
0402	1/9/2002	6856.8
0402	4/3/2002	6856.5
0402	7/17/2002	6856.1
0402	10/18/2002	6855.9
0424	5/15/2000	Dry (Obstruction in Casing))
0424	7/20/2000	Dry (Obstruction in Casing))
0424	10/12/2000	Dry (Obstruction in Casing))
0424	3/27/2001	6853.4
0424	4/12/2001	6853.2
0424	8/2/2001	6853.0
0424	10/10/2001	6853.2
0424	1/9/2002	6852.9
0424	4/3/2002	6852.8
0424	7/17/2002	6852.4
0424	10/18/2002	6852.2
0446	5/15/2000	6836.4
0446	7/20/2000	6840.1
0446	10/12/2000	6840.9
0446	1/22/2001	6841.3
0446	4/12/2001	oil
0446	8/2/2001	6841.0
0446	10/10/2001	6841.3
0446	1/9/2002	6841.5
0446	4/8/2002	6841.5
0446	7/17/2002	6841.3
0446	10/18/2002	6842.1
0608	1/7/1994	6882.9
0608	4/11/1994	6883.0
0608	7/19/1994	6882.7
0608	10/3/1994	6882.2
0608	1/3/1995	6882.1
0608	4/7/1995	6882.1
0608	7/12/1995	6882.0
0608	10/3/1995	6881.8
0608	1/2/1996	6881.7
0608	4/1/1996	6881.7
0608	7/30/1996	6881.9
0608	10/10/1996	6881.2
0608	1/28/1997	6881.4
0608	4/16/1997	6881.0
0608	10/10/1997	6880.9
0608	1/21/1998	6880.0
0608	4/6/1998	6881.3
0608	7/16/1998	6979.4
0608	10/13/1998	6879.4
0608	1/12/1999	6879.5
0608	4/7/1999	6879.5
0608	7/21/1999	6878.7
0608	10/13/1999	6879.3
0608	1/12/2000	6881.0
0608	5/15/2000	--
0608	8/21/2000	--
0701	5/15/2000	6880.2
0701	7/20/2000	6879.9

TABLE B.2

WATER LEVEL DATA FOR ZONE 3
IDLED AND DECOMISSIONED WELLS
1994 - 2002

Well Number (a)	Date	Water Elevation (ft AMSL)
0701	10/12/2000	6879.6
0701	1/19/2001	6879.5
0701	4/12/2001	6879.5
0701	8/2/2001	6879.4
0701	10/10/2001	6879.7
0701	1/9/2002	6879.5
0701	4/3/2002	6879.05
0701	7/17/2002	6878.8
0701	10/18/2002	6878.5
0702	1/7/1994	6896.1
0702	4/11/1994	6896.2
0702	7/19/1994	6895.9
0702	10/3/1994	6895.8
0702	1/3/1995	6895.8
0702	4/7/1995	6895.8
0702	7/12/1995	6895.7
0702	10/3/1995	6895.7
0702	1/2/1996	6895.5
0702	4/1/1996	6895.4
0702	7/30/1996	6895.3
0702	10/10/1996	6895.2
0702	1/28/1997	6895.3
0702	4/16/1997	6894.9
0702	7/15/1997	6894.8
0702	10/10/1997	6894.7
0702	1/21/1998	6894.9
0702	4/6/1998	6894.7
0702	7/16/1998	6894.8
0702	10/13/1998	6894.8
0702	1/12/1999	6894.7
0702	4/7/1999	6894.7
0702	7/21/1999	6894.5
0702	10/13/1999	6894.8
0702	1/12/2000	6894.3
0702	5/15/2000	6894.1
0702	7/20/2000	6894.2
0702	10/4/2000	6894.1
0702	1/18/2001	6894.1
0702	4/12/2001	6893.8
0702	8/2/2001	6893.8
0702	10/10/2001	6893.8
0702	1/9/2002	6893.7
0702	4/3/2002	6894.0
0702	7/17/2002	6893.7
0702	10/18/2002	6893.7
0703	1/7/1994	6888.4
0703	4/11/1994	6890.0
0703	7/19/1994	6890.6
0703	10/3/1994	6890.7
0703	1/3/1995	6890.7
0703	4/7/1995	6890.9
0703	7/12/1995	6891.0
0703	10/3/1995	6891.0
0703	1/2/1996	6890.8
0703	4/1/1996	6890.9
0703	7/30/1996	6890.7
0703	10/10/1996	6890.7
0703	1/28/1997	6890.9
0703	4/16/1997	6890.6
0703	7/15/1997	6890.6
0703	10/10/1997	6890.5
0703	1/21/1998	6890.7
0703	4/6/1998	6890.6

TABLE B.2

WATER LEVEL DATA FOR ZONE 3
IDLED AND DECOMISSIONED WELLS
1994 - 2002

Well Number (a)	Date	Water Elevation (ft AMSL)
0703	7/16/1998	6890.7
0703	10/13/1998	6890.7
0703	1/12/1999	6890.6
0703	4/7/1999	6890.8
0703	7/21/1999	6890.5
0703	10/13/1999	6890.5
0703	1/12/2000	6890.5
0703	5/15/2000	--
0703	8/21/2000	--
0706	5/15/2000	6862.3
0706	7/20/2000	6862.3
0706	10/12/2000	6862.4
0706	1/19/2001	6862.4
0706	4/12/2001	6862.4
0706	8/2/2001	6862.3
0706	10/10/2001	6862.4
0706	1/9/2002	6862.5
0706	4/3/2002	6862.2
0706	7/17/2002	6862.1
0706	10/18/2002	6862.0
0707	5/15/2000	6855.6
0707	7/20/2000	6856.1
0707	10/12/2000	6857.1
0707	1/18/2001	6857.6
0707	4/12/2001	6857.8
0707	8/2/2001	6857.6
0707	10/10/2001	6858.0
0707	1/9/2002	6857.9
0707	4/3/2002	6857.7
0707	7/17/2002	6857.4
0707	10/14/2002	6857.4
0710	1/7/1994	6865.8
0710	4/11/1994	6865.7
0710	7/19/1994	6865.4
0710	10/3/1994	6865.3
0710	1/3/1995	6864.3
0710	4/7/1995	6864.0
0710	7/13/1995	6863.4
0710	10/3/1995	6863.1
0710	1/2/1996	6862.3
0710	4/1/1996	6862.1
0710	7/30/1996	6861.5
0710	10/10/1996	6861.1
0710	1/28/1997	6861.1
0710	4/16/1997	6860.5
0710	7/15/1997	6860.0
0710	10/10/1997	6859.8
0710	1/21/1998	6859.8
0710	4/6/1998	6859.6
0710	7/16/1998	6959.4
0710	10/13/1998	6859.3
0710	1/12/1999	6859.0
0710	4/7/1999	6859.1
0710	7/21/1999	6858.5
0710	10/13/1999	6858.3
0710	1/12/2000	6858.9
0710	5/15/2000	6858.8
0710	7/20/2000	6858.7
0710	10/12/2000	6858.9
0710	1/18/2001	6859.1
0710	4/12/2001	6859.2
0710	8/2/2001	6859.0
0710	10/10/2001	6859.2

TABLE B.2

WATER LEVEL DATA FOR ZONE 3
IDLED AND DECOMISSIONED WELLS
1994 - 2002

Well Number (a)	Date	Water Elevation (ft AMSL)
0710	1/9/2002	6859.0
0710	4/3/2002	6859.2
0710	7/17/2002	6859.0
0710	10/18/2002	6859.0
0712	1/7/1994	6858.1
0712	4/11/1994	6858.7
0712	7/19/1994	6857.6
0712	10/3/1994	6857.5
0712	1/3/1995	6856.9
0712	4/7/1995	6856.6
0712	7/13/1995	6856.0
0712	10/3/1995	6855.8
0712	1/2/1996	6854.9
0712	4/1/1996	6854.9
0712	7/30/1996	6854.5
0712	10/10/1996	6854.2
0712	1/28/1997	6854.4
0712	4/16/1997	6853.9
0712	7/15/1997	6853.7
0712	10/10/1997	6853.7
0712	1/21/1998	6853.4
0712	4/6/1998	6853.1
0712	7/16/1998	6852.9
0712	10/13/1998	6852.9
0712	1/12/1999	6852.9
0712	4/7/1999	6852.9
0712	7/21/1999	6852.5
0712	10/13/1999	6852.6
0712	1/12/2000	6852.7
0712	5/15/2000	6852.5
0712	7/20/2000	6852.4
0712	10/12/2000	6852.8
0712	1/18/2001	6853.0
0712	4/12/2001	6853.2
0712	8/2/2001	6853.0
0712	10/10/2001	6853.2
0712	1/9/2002	6853.3
0712	4/3/2002	6853.4
0712	7/17/2002	6853.1
0712	10/18/2002	6853.2
0713	1/12/2000	6861.2
0713	5/15/2000	6861.0
0713	7/20/2000	6860.9
0713	10/12/2000	6861.0
0713	1/18/2001	6861.1
0713	4/12/2001	6860.9
0713	8/2/2001	6860.7
0713	10/10/2001	6861.1
0713	1/9/2002	6860.9
0713	4/3/2002	6861.0
0713	7/17/2002	6860.8
0713	10/18/2002	6860.9
0714	1/7/1994	6871.7
0714	4/11/1994	6880.5
0714	7/19/1994	6879.1
0714	10/3/1994	6878.3
0714	1/3/1995	6879.0
0714	4/7/1995	6877.7
0714	7/13/1995	6876.7
0714	10/3/1995	6876.1
0714	1/2/1996	6875.2
0714	4/1/1996	6874.7
0714	7/30/1996	6874.6

TABLE B.2

WATER LEVEL DATA FOR ZONE 3
IDLED AND DECOMISSIONED WELLS
1994 - 2002

Well Number (a)	Date	Water Elevation (ft AMSL)
0714	10/10/1996	6873.2
0714	1/28/1997	6872.9
0714	4/16/1997	6872.4
0714	7/15/1997	6871.9
0714	10/10/1997	6871.4
0714	1/21/1998	6871.9
0714	4/6/1998	6871.6
0714	7/16/1998	6871.4
0714	10/13/1998	6871.2
0714	1/12/1999	6870.7
0714	4/7/1999	6870.9
0714	7/21/1999	6870.0
0714	10/13/1999	6870.0
0714	1/12/2000	6863.5
0714	5/15/2000	6869.2
0714	7/20/2000	6869.1
0714	10/12/2000	6868.9
0714	1/19/2001	6868.7
0714	4/12/2001	6868.4
0714	8/2/2001	6868.2
0714	10/10/2001	6868.1
0714	1/9/2002	6868.0
0714	4/3/2002	6867.9
0714	7/17/2002	6867.8
0714	10/18/2002	6867.51
0715	1/7/1994	6882.2
0715	4/11/1994	6873.5
0715	7/19/1994	6870.3
0715	10/3/1994	6870.0
0715	1/3/1995	6870.6
0715	4/7/1995	6870.3
0715	7/13/1995	6867.8
0715	10/3/1995	6867.0
0715	1/2/1996	6874.6
0715	4/1/1996	6865.5
0715	7/30/1996	6865.3
0715	10/10/1996	6863.9
0715	1/28/1997	6864.3
0715	4/16/1997	6863.2
0715	7/15/1997	6861.8
0715	10/10/1997	6862.9
0715	1/21/1998	6862.1
0715	4/6/1998	6861.0
0715	7/16/1998	6860.6
0715	10/13/1998	6860.8
0715	1/12/1999	6859.7
0715	4/7/1999	6860.2
0715	7/21/1999	6858.0
0715	10/13/1999	6857.9
0715	1/12/2000	6859.0
0715	5/15/2000	--
0715	8/21/2000	--
0717	5/15/2000	6850.1
0717	7/20/2000	6853.7

TABLE B.2

WATER LEVEL DATA FOR ZONE 3
IDLED AND DECOMISSIONED WELLS
1994 - 2002

Well Number (a)	Date	Water Elevation (ft AMSL)
0719	5/15/2000	6843.2
0719	7/20/2000	6844.0
0719	10/12/2000	6844.8
0719	1/18/2001	6845.3
0719	4/9/2001	6845.3
0719	7/11/2001	6845.3
0719	10/8/2001	6846.7

Notes:

AMSL - Above Mean Sea Level

a. Wells 608, 702, 703, 710, and 712 decommissioned at the end of the 1993 operating year and converted to water level monitoring wells.
Wells 714 and 715 idled at the end of the 1993 operating year and temporarily converted to water level monitoring wells.
Wells 402, 424, 446, 613, 701, 706, 707, 717 and 719 were added to the monitoring program for water level only in 2nd quarter 2000.

LABORATORY ANALYTICAL DATA
2002

UNC MINING AND MILLING: CHURCHROCK OPERATIONS
GROUNDWATER MONITORING PROGRAM: ZONE 3 MONITOR WELLS

WELL ID:	420	420	420	420
LABORATORY ID:	C02010348-004	C02040485-007	C02070696-005	C02100685-003
SAMPLE DATE/TIME:	01/07/2002 11:40	04/08/2002 13:50	07/15/2002 14:00	10/14/2002 10:50
DATE RECEIVED:	01/11/2002 10:00	04/15/2002 10:00	07/22/2002 10:00	10/18/2002 10:00
REPORT DATE:	February 11, 2002	May 7, 2002	August 13, 2002	November 8, 2002
QUARTER REPRESENTED:	First 2002	Second 2002	Third 2002	Fourth 2002
UNC SUBMITTAL #:	TE-1-1-2002	TE-6-4-2002	TE-11-7-2002	TE-12-10-2002

Major Ions	Method	Units	Reporting Limit	Results	Results	Results	Results
Calcium	EPA 200.7	mg/L	1.0	661	644	642	680
Magnesium	EPA 200.7	mg/L	1.0	140	140	161	151
Sodium	EPA 200.7	mg/L	1.0	113	130	118	123
Potassium	EPA 200.7	mg/L	1.0	8.00	6.90	6.10	6.00
Bicarbonate	SM 2320-B	mg/L	0.10	508	565	515	569
Sulfate	EPA 200.7	mg/L	1.0	1700	1750	2015	1870
Chloride	EPA 200.7	mg/L	1.0	62.0	56.8	39.1	52.4
Ammonia as N	SM 4500-NH3-G	mg/L	0.05	0.07	0.12	0.19	0.26
Nitrate + Nitrite as N	EPA 353.2	mg/L	0.10	13.3	13.3	14.6	11.4
Non-Metals							
Total Dissolved Solids	SM 2540-C	mg/L	1.0	3360	3410	3480	3080
pH	SM 4500-H-B	std. units	0.10	7.20	7.20	7.51	7.65
Trace Metals, dissolved							
Aluminum	EPA 200.8	mg/L	0.10	0.13	< 0.10	< 0.10	< 0.10
Arsenic III	SM 3114-C	mg/L	0.001	0.003	0.003	0.001	0.002
Beryllium	EPA 200.8	mg/L	0.01	< 0.01	< 0.01	< 0.01	< 0.01
Cadmium	EPA 200.8	mg/L	0.005	< 0.005	< 0.005	< 0.005	< 0.005
Cobalt	EPA 200.8	mg/L	0.01	0.01	< 0.01	< 0.01	< 0.01
Lead	EPA 200.8	mg/L	0.05	< 0.05	< 0.05	< 0.05	< 0.05
Manganese	EPA 200.7	mg/L	0.01	2.04	2.22	1.87	1.85
Molybdenum	EPA 200.7	mg/L	0.10	0.16	0.20	0.20	0.10
Nickel	EPA 200.8	mg/L	0.05	0.06	< 0.05	< 0.05	< 0.05
Selenium IV	SM 3114-C	mg/L	0.001	< 0.001	< 0.001	< 0.001	< 0.001
Vanadium	EPA 200.8	mg/L	0.10	< 0.10	< 0.10	< 0.10	< 0.10
Radiometrics, dissolved							
Uranium	EPA 200.8	mg/L	0.0003	0.0534	0.0671	0.0728	0.0779
Radium 226	EPA 903.0	pCi/L	0.2	2.9	3.5	3.1	2.4
Radium Error Estimate ±				0.3	0.3	0.3	0.4
Radium 228	EPA 904.0	pCi/L	1.0	2.8	3.3	3.0	< 1.0
Radium Error Estimate ±				1.2	1.0	1.1	-
Thorium 230	EPA 907.0	pCi/L	0.2	< 0.2	< 0.2	< 0.2	< 0.2
Thorium Error Estimate ±				-	-	-	-
Lead 210	NERHL-65-4	pCi/L	1.0	< 1.0	< 1.0	< 1.0	< 1.0
Lead Error Estimate ±				-	-	-	-
Gross Alpha-Rn & U	EPA 900.1	pCi/L	1.0	2.1	4.5	2.7	2.4
G. Alpha Error Estimate ±				1.0	1.0	2.1	1.0
Trace Organics							
Chloroform	EPA 601	µg/L	1.0	< 1.0	< 1.0	< 1.0	< 1.0

Quality Assurance Data		Target Range				
Anion	meq		46.4	48.3	52.6	50.6
Cation	meq		50.0	49.8	50.9	52.2
SM A/C Balance	%	-5 - +5	3.64	1.59	-1.6	1.6
Calc TDS	mg/L		2999	3071	3305	3220
TDS A/C Balance	dec. %	0.80 - 1.20	1.12	1.11	1.05	0.96

criss: r:\reports\clients2002\unc_mining_\3_zone_3\420\c02100685-3.xls

UNC MINING AND MILLING: CHURCHROCK OPERATIONS
GROUNDWATER MONITORING PROGRAM: ZONE 3 MONITOR WELLS

WELL ID:	504-B	504-B	504-B	504-B
LABORATORY ID:	C02010348-002	C02040485-005	C02070696-002	C02100685-001
SAMPLE DATE/TIME:	01/07/2002 10:25	04/08/2002 11:20	07/15/2002 11:10	10/14/2002 09:40
DATE RECEIVED:	01/11/2002 10:00	04/15/2002 10:00	07/22/2002 10:00	10/18/2002 10:00
REPORT DATE:	February 11, 2002	May 7, 2002	August 13, 2002	November 8, 2002
QUARTER REPRESENTED:	First 2002	Second 2002	Third 2002	Fourth 2002
UNC SUBMITTAL #:	TE-1-1-2002	TE-6-4-2002	TE-11-7-2002	TE-13-10-2002

Major Ions	Method	Units	Reporting Limit	Results	Results	Results	Results
Calcium	EPA 200.7	mg/L	1.0	499	477	561	460
Magnesium	EPA 200.7	mg/L	1.0	628	616	713	605
Sodium	EPA 200.7	mg/L	1.0	128	142	143	144
Potassium	EPA 200.7	mg/L	1.0	13.0	12.6	12.3	11.5
Bicarbonate	SM 2320-B	mg/L	0.10	< 0.10	< 0.10	< 0.10	< 0.10
Sulfate	EPA 200.7	mg/L	1.0	3940	3810	4430	3710
Chloride	EPA 200.7	mg/L	1.0	42.0	33.5	25.6	26.8
Ammonia as N	SM 4500-NH3-G	mg/L	0.05	0.63	0.70	1.23	1.16
Nitrate + Nitrite as N	EPA 353.2	mg/L	0.10	< 0.10	< 0.10	< 0.10	< 0.10
Non-Metals							
Total Dissolved Solids	SM 2540-C	mg/L	1.0	5840	5980	6060	4980
pH	SM 4500-H-B	std. units	0.10	3.50	3.36	3.42	3.80
Trace Metals, dissolved							
Aluminum	EPA 200.7	mg/L	0.10	0.20	0.20	< 0.10	0.20
Arsenic III	SM 3114-C	mg/L	0.001	0.023	0.018	0.020	0.019
Beryllium	EPA 200.8	mg/L	0.01	< 0.01	< 0.01	< 0.01	< 0.01
Cadmium	EPA 200.8	mg/L	0.005	< 0.005	< 0.005	< 0.005	< 0.005
Cobalt	EPA 200.7	mg/L	0.01	0.26	0.31	0.26	0.27
Lead	EPA 200.8	mg/L	0.05	< 0.05	< 0.05	< 0.05	< 0.05
Manganese	EPA 200.7	mg/L	0.01	6.37	7.84	6.37	6.96
Molybdenum	EPA 200.7	mg/L	0.10	7.30	9.90	7.10	6.80
Nickel	EPA 200.7	mg/L	0.05	0.41	0.43	0.28	0.36
Selenium IV	SM 3114-C	mg/L	0.001	< 0.001	< 0.001	< 0.001	< 0.001
Vanadium	EPA 200.8	mg/L	0.10	< 0.10	< 0.10	< 0.10	< 0.10
Radiometrics, dissolved							
Uranium	EPA 200.8	mg/L	0.0003	0.0242	0.0278	0.0296	0.0331
Radium 226	EPA 903.0	pCi/L	0.2	18.2	13.5	16.3	12.4
Radium Error Estimate ±				1.4	1.2	1.1	1.4
Radium 228	EPA 904.0	pCi/L	1.0	23.2	19.5	24.7	13.1
Radium Error Estimate ±				1.9	2.2	2.8	1.2
Thorium 230	EPA 907.0	pCi/L	0.2	< 0.2	< 0.2	< 0.2	< 0.2
Thorium Error Estimate ±				-	-	-	-
Lead 210	NERHL-65-4	pCi/L	1.0	< 1.0	< 1.0	< 1.0	< 1.0
Lead Error Estimate ±				-	-	-	-
Gross Alpha-Rn & U	EPA 900.1	pCi/L	1.0	16.7	20.4	17.3	18.7
G. Alpha Error Estimate ±				2.2	2.4	2.3	1.5
Trace Organics							
Chloroform	EPA 601	µg/L	1.0	< 1.0	< 1.0	< 1.0	< 1.0

Quality Assurance Data		Target Range				
Anion	meq		83.3	80.3	93.0	78.1
Cation	meq		83.6	82.2	94.4	80.4
SM A/C Balance	%	-5 - +5	0.18	1.13	0.75	1.50
Calc TDS	mg/L		5258	5100	5893	4966
TDS A/C Balance	dec. %	0.80 - 1.20	1.11	1.17	1.03	1.00

criss: r:\reports\clients2002\unc_mining_\3_zone_3\504-b\c02100685-1.xls

UNC MINING AND MILLING: CHURCHROCK OPERATIONS
GROUNDWATER MONITORING PROGRAM: ZONE 3 MONITOR WELLS

WELL ID:	517	517	517	517
LABORATORY ID:	C02010348-007	C02040225-002	C02070696-007	C02100685-010
SAMPLE DATE/TIME:	01/09/2002 09:40	04/02/2002 08:45	07/15/2002 15:10	10/14/2002 08:40
DATE RECEIVED:	01/11/2002 10:00	04/08/2002 10:30	07/22/2002 10:00	10/18/2002 10:00
REPORT DATE:	February 11, 2002	April 27, 2002	August 13, 2002	November 8, 2002
QUARTER REPRESENTED:	First 2002	Second 2002	Third 2002	Fourth 2002
UNC SUBMITTAL #:	TE-1-1-2002	TE-5-4-2002	TE-11-7-2002	TE-12-10-2002

Major Ions	Method	Units	Reporting Limit	Results	Results	Results	Results
Calcium	EPA 200.7	mg/L	1.0	478	517	544	512
Magnesium	EPA 200.7	mg/L	1.0	416	436	466	447
Sodium	EPA 200.7	mg/L	1.0	120	146	136	142
Potassium	EPA 200.7	mg/L	1.0	10.0	10.0	8.40	8.80
Bicarbonate	SM 2320-B	mg/L	0.10	1.20	1.00	< 0.10	< 0.10
Sulfate	EPA 200.7	mg/L	1.0	3000	3230	3390	3250
Chloride	EPA 200.7	mg/L	1.0	69.0	56.4	42.6	46.6
Ammonia as N	SM 4500-NH3-G	mg/L	0.05	9.80	10.1	10.5	10.8
Nitrate + Nitrite as N	EPA 353.2	mg/L	0.10	2.60	2.89	2.49	1.09
Non-Metals							
Total Dissolved Solids	SM 2540-C	mg/L	1.0	4620	4660	4710	4260
pH	SM 4500-H-B	std. units	0.10	4.60	4.48	4.42	4.12
Trace Metals							
Aluminum	EPA 200.7	mg/L	0.10	10.1	11.0	10.4	8.90
Arsenic III	SM 3114-C	mg/L	0.001	< 0.001	< 0.001	< 0.001	< 0.001
Beryllium	EPA 200.8	mg/L	0.01	< 0.01	< 0.01	< 0.01	< 0.01
Cadmium	EPA 200.8	mg/L	0.005	0.008	0.007	0.007	0.006
Cobalt	EPA 200.7	mg/L	0.01	0.55	0.57	0.55	0.56
Lead	EPA 200.8	mg/L	0.05	< 0.05	< 0.05	< 0.05	< 0.05
Manganese	EPA 200.7	mg/L	0.01	6.08	6.50	5.88	6.10
Molybdenum	EPA 200.8	mg/L	0.10	< 0.10	< 0.10	< 0.10	< 0.10
Nickel	EPA 200.7	mg/L	0.05	0.49	0.50	0.48	0.50
Selenium IV	SM 3114-C	mg/L	0.001	< 0.001	< 0.001	< 0.001	< 0.001
Vanadium	EPA 200.8	mg/L	0.10	< 0.10	< 0.10	< 0.10	< 0.10
Radiometrics							
Uranium	EPA 200.8	mg/L	0.0003	0.0568	0.0652	0.0647	0.0660
Radium 226	EPA 903.0	pCi/L	0.2	11.2	13.1	11.2	7.6
Radium Error Estimate ±				1.0	1.3	0.9	0.6
Radium 228	EPA 904.0	pCi/L	1.0	15.5	12.2	21.8	9.5
Radium Error Estimate ±				1.6	1.0	2.7	1.2
Thorium 230	EPA 907.0	pCi/L	0.2	< 0.2	< 0.2	< 0.2	0.5
Thorium Error Estimate ±				-	-	-	0.3
Lead 210	NERHL-65-4	pCi/L	1.0	< 1.0	< 1.0	< 1.0	< 1.0
Lead Error Estimate ±				-	-	-	-
Gross Alpha-Rn & U	EPA 900.1	pCi/L	1.0	15.1	29.6	12.5	17.6
G. Alpha Error Estimate ±				2.1	2.8	2.1	1.4
Trace Organics							
Chloroform	EPA 601	µg/L	1.0	2.8	6.8	5.9	5.3

Quality Assurance Data		Target Range				
Anion	meq		64.6	69.1	72.0	69.1
Cation	meq		66.2	71.1	74.4	71.4
SM A/C Balance	%	-5 - +5	1.19	1.43	1.64	1.61
Calc TDS	mg/L		4134	4440	4628	4441
TDS A/C Balance	dec. %	0.80 - 1.20	1.12	1.05	1.02	0.96

criss: r:\reports\clients2002\unc_mining_\3_zone_3\517\c02100685-10.xls

UNC MINING AND MILLING: CHURCHROCK OPERATIONS
GROUNDWATER MONITORING PROGRAM: ZONE 3 MONITOR WELLS

WELL ID:	613	613	613	613
LABORATORY ID:	C02010513-001	C02040225-001	C02070398-001	C02100483-001
SAMPLE DATE/TIME:	01/14/2002 08:35	04/02/2002 13:35	07/09/2002 14:55	10/08/2002 15:00
DATE RECEIVED:	01/18/2002 10:00	04/08/2002 10:30	07/12/2002 10:00	10/14/2002 10:00
REPORT DATE:	February 25, 2002	April 27, 2002	August 14, 2002	November 8, 2002
QUARTER REPRESENTED:	First 2002	Second 2002	Third 2002	Fourth 2002
UNC SUBMITTAL #:	TE-2-1-2002	TE-S-4-2002	TE-10-7-2002	TI-12-10-2002

Major Ions	Method	Units	Reporting Limit	Results	Results	Results	Results
Calcium	EPA 200.7	mg/L	1.0	470	461	437	398
Magnesium	EPA 200.7	mg/L	1.0	701	678	672	625
Sodium	EPA 200.7	mg/L	1.0	342	311	316	284
Potassium	EPA 200.7	mg/L	1.0	< 1.0	1.6	< 1.0	< 1.0
Bicarbonate	SM 2320-B	mg/L	0.10	< 0.10	< 0.10	< 0.10	< 0.10
Sulfate	EPA 200.7	mg/L	1.0	9090	9810	8810	8490
Chloride	EPA 200.7	mg/L	1.0	172	189	167	165
Ammonia as N	SM 4500-NH3-G	mg/L	0.05	394	389	359	357
Nitrate + Nitrite as N	EPA 353.2	mg/L	0.10	16.0	15.4	15.5	14.2
Non-Metals							
Total Dissolved Solids	SM 2540-C	mg/L	1.0	13800	13800	13300	11800
pH	SM 4500-H-B	std. units	0.10	3.00	3.02	3.07	3.04
Trace Metals, dissolved							
Aluminum	EPA 200.8	mg/L	0.10	670	718	725	592
Arsenic III	SM 3114-C	mg/L	0.001	< 0.001	< 0.001	< 0.001	< 0.001
Beryllium	EPA 200.8	mg/L	0.01	0.22	0.21	0.07	0.13
Cadmium	EPA 200.8	mg/L	0.005	0.039	0.038	0.026	0.031
Cobalt	EPA 200.8	mg/L	0.01	1.81	1.95	0.62	1.81
Lead	EPA 200.8	mg/L	0.05	< 0.05	< 0.05	< 0.05	< 0.05
Manganese	EPA 200.8	mg/L	0.01	55.3	63.9	69.4	56.5
Molybdenum	EPA 200.8	mg/L	0.10	< 0.10	< 0.10	< 0.10	< 0.10
Nickel	EPA 200.8	mg/L	0.05	1.62	1.79	1.15	1.63
Selenium IV	SM 3114-C	mg/L	0.001	< 0.001	< 0.001	< 0.001	< 0.001
Vanadium	EPA 200.8	mg/L	0.10	3.00	3.10	1.10	2.30
Radiometrics, dissolved							
Uranium	EPA 200.8	mg/L	0.0003	1.99	1.84	2.48	1.79
Radium 226	EPA 903.0	pCi/L	0.2	13.2	15.1	19.9	16.6
Radium Error Estimate ±				0.8	2.1	1.6	1.4
Radium 228	EPA 904.0	pCi/L	1.0	3.2	< 1.0	< 1.0	< 1.0
Radium Error Estimate ±				1.0	-	-	-
Thorium 230	EPA 907.0	pCi/L	0.2	810	575	509	543
Thorium Error Estimate ±				15.0	17.0	13.2	11.1
Lead 210	NERHL-65-4	pCi/L	1.0	< 1.0	< 1.0	< 1.0	< 1.0
Lead Error Estimate ±				-	-	-	-
Gross Alpha-Rn & U	EPA 900.0	pCi/L	1.0	20.2	38.5	40.3	52.1
G. Alpha Error Estimate ±				2.2	3.2	3.6	4.5
Trace Organics							
Chloroform	EPA 624	µg/L	1.0	109	39.7	39.7	166

Quality Assurance Data		Target Range				
Anion	meq		195	211	189	183
Cation	meq		202	204	202	179
SM A/C Balance	%	-5 - +5	1.77	-1.60	3.13	-1.06
Calc TDS	mg/L		11410	12085	11004	10543
TDS A/C Balance	dec. %	0.80 - 1.20	1.21	1.14	1.21	1.12

criss: r:\reports\clients2002\unc_mining_\3_zone_3\613\c02100483-1.xls

UNC MINING AND MILLING: CHURCHROCK OPERATIONS
GROUNDWATER MONITORING PROGRAM: ZONE 3 MONITOR WELLS

WELL ID:	708	708	708	708
LABORATORY ID:	C02010513-002	C02040485-001	C02070696-011	C02100685-009
SAMPLE DATE/TIME:	01/14/2002 14:50	04/08/2002 09:00	07/16/2002 10:30	10/14/2002 15:05
DATE RECEIVED:	01/18/2002 10:00	04/15/2002 10:00	07/22/2002 10:00	10/18/2002 10:00
REPORT DATE:	February 25, 2002	May 7, 2002	August 13, 2002	November 8, 2002
QUARTER REPRESENTED:	First 2002	Second 2002	Third 2002	Fourth 2002
UNC SUBMITTAL #:	TE-2-1-2002	TE-6-4-2002	TE-11-7-2002	TE-12-10-2002

Major Ions	Method	Units	Reporting Limit	Results	Results	Results	Results
Calcium	EPA 200.7	mg/L	1.0	520	453	540	485
Magnesium	EPA 200.7	mg/L	1.0	582	528	610	571
Sodium	EPA 200.7	mg/L	1.0	119	108	99.5	116
Potassium	EPA 200.7	mg/L	1.0	12.6	11.8	10.2	12.1
Bicarbonate	SM 2320-B	mg/L	0.10	< 0.10	< 0.10	< 0.10	< 0.10
Sulfate	EPA 200.7	mg/L	1.0	3650	3600	4200	3880
Chloride	EPA 200.7	mg/L	1.0	28.6	33.4	16.1	25.1
Ammonia as N	SM 4500-NH3-G	mg/L	0.05	1.11	1.22	2.04	2.14
Nitrate + Nitrite as N	EPA 353.2	mg/L	0.10	< 0.10	< 0.10	< 0.10	< 0.10
Non-Metals							
Total Dissolved Solids	SM 2540-C	mg/L	1.0	5670	5670	5760	4840
pH	SM 4500-H-B	std. units	0.10	3.80	3.29	3.14	3.23
Trace Metals, dissolved							
Aluminum	EPA 200.8	mg/L	0.10	1.00	1.00	0.80	0.90
Arsenic III	SM 3114-C	mg/L	0.001	0.002	0.001	0.001	0.002
Beryllium	EPA 200.8	mg/L	0.01	< 0.01	< 0.01	< 0.01	< 0.01
Cadmium	EPA 200.8	mg/L	0.005	< 0.005	< 0.005	< 0.005	< 0.005
Cobalt	EPA 200.8	mg/L	0.01	0.32	0.34	0.32	0.29
Lead	EPA 200.8	mg/L	0.05	< 0.05	< 0.05	< 0.05	< 0.05
Manganese	EPA 200.8	mg/L	0.01	7.78	8.16	8.33	7.57
Molybdenum	EPA 200.8	mg/L	0.10	< 0.10	< 0.10	< 0.10	< 0.10
Nickel	EPA 200.8	mg/L	0.05	0.25	0.27	0.24	0.24
Selenium IV	SM 3114-C	mg/L	0.001	< 0.001	< 0.001	< 0.001	< 0.001
Vanadium	EPA 200.8	mg/L	0.10	< 0.10	< 0.10	< 0.10	< 0.10
Radiometrics, dissolved							
Uranium	EPA 200.8	mg/L	0.0003	0.0111	0.0104	0.0117	0.0118
Radium 226	EPA 903.0	pCi/L	0.2	8.5	9.1	6.5	8.8
Radium Error Estimate ±				0.5	1.4	0.7	1.2
Radium 228	EPA 904.0	pCi/L	1.0	14.5	13.0	15.2	5.7
Radium Error Estimate ±				1.7	1.6	2.5	1.1
Thorium 230	EPA 907.0	pCi/L	0.2	< 0.2	< 0.2	< 0.2	< 0.2
Thorium Error Estimate ±				-	-	-	-
Lead 210	NERHL-65-4	pCi/L	1.0	< 1.0	< 1.0	< 1.0	< 1.0
Lead Error Estimate ±				-	-	-	-
Gross Alpha	EPA 900.1	pCi/L	1.0	7.4	8.8	8.3	9.8
G. Alpha Error Estimate ±				1.4	1.0	2.1	1.1
Trace Organics							
Chloroform	EPA 601	µg/L	1.0	< 1.0	< 1.0	< 1.0	< 1.0

Quality Assurance Data		Target Range				
Anion	meq		76.9	75.9	88.0	81.5
Cation	meq		80.5	72.2	83.0	77.8
SM A/C Balance	%	-5 - +5	2.32	-2.54	-2.89	-2.38
Calc TDS	mg/L		4922	4744	5487	5100
TDS A/C Balance	dec. %	0.80 - 1.20	1.15	1.20	1.05	0.95

criss: r:\reports\clients2002\unc_mining_\3_zone_3\708\c02100685-9.xls

UNC MINING AND MILLING: CHURCHROCK OPERATIONS
GROUNDWATER MONITORING PROGRAM: ZONE 3 MONITOR WELLS

WELL ID:	711	711	711	711
LABORATORY ID:	C02010513-003	C02040485-002	C02070696-009	C02100685-006
SAMPLE DATE/TIME:	01/15/2002 08:40	04/08/2002 09:50	07/16/2002 09:30	10/14/2002 13:40
DATE RECEIVED:	01/18/2002 10:00	04/15/2002 10:00	07/22/2002 10:00	10/18/2002 10:00
REPORT DATE:	February 25, 2002	May 7, 2002	August 13, 2002	November 8, 2002
QUARTER REPRESENTED:	First 2002	Second 2002	Third 2002	Fourth 2002
UNC SUBMITTAL #:	TE-2-1-2002	TE-6-4-2002	TE-11-7-2002	TE-12-10-2002

Major Ions	Method	Units	Reporting Limit	Results	Results	Results	Results
Calcium	EPA 200.7	mg/L	1.0	547	482	569	516
Magnesium	EPA 200.7	mg/L	1.0	551	500	580	543
Sodium	EPA 200.7	mg/L	1.0	95.2	97.2	89.6	104
Potassium	EPA 200.7	mg/L	1.0	12.1	11.2	10.3	11.0
Bicarbonate	SM 2320-B	mg/L	0.10	< 0.10	< 0.10	< 0.10	< 0.10
Sulfate	EPA 200.7	mg/L	1.0	3460	3360	3990	3730
Chloride	EPA 200.7	mg/L	1.0	21.0	21.9	11.3	16.4
Ammonia as N	SM 4500-NH3-G	mg/L	0.05	0.54	0.61	1.26	1.24
Nitrate + Nitrite as N	EPA 353.2	mg/L	0.10	< 0.10	1.00	< 0.10	< 0.10
Non-Metals							
Total Dissolved Solids	SM 2540-C	mg/L	1.0	5380	5340	5400	4720
pH	SM 4500-H-B	std. units	0.10	3.70	3.23	3.10	3.01
Trace Metals, dissolved							
Aluminum	EPA 200.8	mg/L	0.10	1.40	1.30	1.40	1.00
Arsenic III	SM 3114-C	mg/L	0.001	0.037	0.028	0.023	0.027
Beryllium	EPA 200.8	mg/L	0.01	< 0.01	< 0.01	< 0.01	< 0.01
Cadmium	EPA 200.8	mg/L	0.005	< 0.005	< 0.005	< 0.005	< 0.005
Cobalt	EPA 200.8	mg/L	0.01	0.44	0.47	0.38	0.41
Lead	EPA 200.8	mg/L	0.05	< 0.05	< 0.05	< 0.05	< 0.05
Manganese	EPA 200.8	mg/L	0.01	8.13	8.23	6.94	7.73
Molybdenum	EPA 200.8	mg/L	0.10	0.14	0.10	< 0.10	< 0.10
Nickel	EPA 200.8	mg/L	0.05	0.42	0.43	0.35	0.39
Selenium IV	SM 3114-C	mg/L	0.001	< 0.001	< 0.001	< 0.001	< 0.001
Vanadium	EPA 200.8	mg/L	0.10	< 0.10	< 0.10	< 0.10	< 0.10
Radiometrics, dissolved							
Uranium	EPA 200.8	mg/L	0.0003	0.0510	0.0463	0.0462	0.0454
Radium 226	EPA 903.0	pCi/L	0.2	10.0	11.4	9.9	8.9
Radium Error Estimate ±				1.0	1.5	0.9	1.2
Radium 228	EPA 904.0	pCi/L	1.0	26.1	23.6	32.5	14.2
Radium Error Estimate ±				2.0	1.8	3.0	1.3
Thorium 230	EPA 907.0	pCi/L	0.2	< 0.2	< 0.2	< 0.2	< 0.2
Thorium Error Estimate ±				-	-	-	-
Lead 210	NERHL-65-4	pCi/L	1.0	< 1.0	< 1.0	< 1.0	< 1.0
Lead Error Estimate ±				-	-	-	-
Gross Alpha-Rn & U	EPA 900.0	pCi/L	1.0	10.6	14.1	12.6	14.4
G. Alpha Error Estimate ±				1.7	1.1	2.1	1.3
Trace Organics							
Chloroform	EPA 624	µg/L	1.0	< 1.0	< 1.0	< 1.0	< 1.0

Quality Assurance Data		Target Range				
Anion	meq		72.7	70.7	83.5	78.2
Cation	meq		78.2	70.8	81.4	76.4
SM A/C Balance	%	-5 - +5	3.66	0.06	-1.24	-1.17
Calc TDS	mg/L		4696	4486	5259	4930
TDS A/C Balance	dec. %	0.80 - 1.20	1.15	1.19	1.03	0.96

criss: r:\reports\clients2002\unc_mining_\3_zone_3\711\c02070696-9.xls

UNC MINING AND MILLING: CHURCHROCK OPERATIONS
GROUNDWATER MONITORING PROGRAM: ZONE 3 MONITOR WELLS

WELL ID:	711-DUPLICATE	711-DUPLICATE	711-DUPLICATE	711-DUPLICATE
LABORATORY ID:	C02010513-004	C02040485-003	C02070696-010	C02100685-007
SAMPLE DATE/TIME:	01/15/2002 09:45	04/08/2002 10:20	07/16/2002 10:05	10/14/2002 14:00
DATE RECEIVED:	01/18/2002 10:00	04/15/2002 10:00	07/22/2002 10:00	10/18/2002 10:00
REPORT DATE:	February 25, 2002	May 7, 2002	August 13, 2002	November 8, 2002
QUARTER REPRESENTED:	First 2002	Second 2002	Third 2002	Fourth 2002
UNC SUBMITTAL #:	TE-2-1-2002	TE-6-4-2002	TE-11-7-2002	TE-12-10-2002

Major Ions	Method	Units	Reporting Limit	Results	Results	Results	Results
Calcium	EPA 200.7	mg/L	1.0	552	482	570	579
Magnesium	EPA 200.7	mg/L	1.0	555	499	580	606
Sodium	EPA 200.7	mg/L	1.0	92.9	95.4	89.4	114
Potassium	EPA 200.7	mg/L	1.0	12.0	11.2	9.70	12.3
Bicarbonate	SM 2320-B	mg/L	0.10	8.54	4.90	7.30	7.90
Sulfate	EPA 200.7	mg/L	1.0	3460	3340	3990	4170
Chloride	EPA 200.7	mg/L	1.0	20.2	21.0	10.1	23.8
Ammonia as N	SM 4500-NH3-G	mg/L	0.05	0.55	0.65	1.37	1.39
Nitrate + Nitrite as N	EPA 353.2	mg/L	0.10	< 0.10	1.46	< 0.10	< 0.10
Non-Metals							
Total Dissolved Solids	SM 2540-C	mg/L	1.0	5360	5360	5450	5130
pH	SM 4500-H-B	std. units	0.10	5.20	5.22	4.78	5.32
Trace Metals, dissolved							
Aluminum	EPA 200.7	mg/L	0.10	1.30	1.30	1.20	1.10
Arsenic III	SM 3114-C	mg/L	0.001	0.041	0.030	0.029	0.031
Beryllium	EPA 200.8	mg/L	0.01	< 0.01	< 0.01	< 0.01	< 0.01
Cadmium	EPA 200.8	mg/L	0.005	< 0.005	< 0.005	< 0.005	< 0.005
Cobalt	EPA 200.7	mg/L	0.01	0.44	0.46	0.36	0.43
Lead	EPA 200.8	mg/L	0.05	< 0.05	< 0.05	< 0.05	< 0.05
Manganese	EPA 200.7	mg/L	0.01	8.03	8.31	6.64	8.46
Molybdenum	EPA 200.8	mg/L	0.10	0.20	0.10	0.10	0.10
Nickel	EPA 200.7	mg/L	0.05	0.41	0.43	0.32	0.41
Selenium IV	SM 3114-C	mg/L	0.001	< 0.001	< 0.001	< 0.001	< 0.001
Vanadium	EPA 200.8	mg/L	0.10	< 0.10	< 0.10	< 0.10	< 0.10
Radiometrics, dissolved							
Uranium	EPA 200.8	mg/L	0.0003	0.0469	0.0442	0.0421	0.0494
Radium 226	EPA 903.0	pCi/L	0.2	9.1	12.1	10.0	7.8
Radium Error Estimate ±				0.9	1.2	0.9	0.6
Radium 228	EPA 904.0	pCi/L	1.0	23.8	23.3	26.2	13.1
Radium Error Estimate ±				2.0	2.3	2.8	1.2
Thorium 230	EPA 907.0	pCi/L	0.2	< 0.2	< 0.2	< 0.2	< 0.2
Thorium Error Estimate ±				-	-	-	-
Lead 210	NERHL-65-4	pCi/L	1.0	< 1.0	< 1.0	< 1.0	< 1.0
Lead Error Estimate ±				-	-	-	-
Gross Alpha-Rn & U	EPA 900.0	pCi/L	1.0	12.1	13.9	10.8	10.6
G. Alpha Error Estimate ±				1.8	1.1	2.1	1.2
Trace Organics							
Chloroform	EPA 624	µg/L	1.0	< 1.0	< 1.0	< 1.0	< 1.0

Quality Assurance Data		Target Range				
Anion	meq		72.8	70.4	83.5	87.7
Cation	meq		78.7	70.6	81.4	85.3
SM A/C Balance	%	-5 - +5	3.88	0.18	-1.28	-1.39
Calc TDS	mg/L		4706	4467	5262	5520
TDS A/C Balance	dec. %	0.80 - 1.20	1.14	1.20	1.04	0.93

criss: r:\reports\clients2002\unc_mining_\3_zone_3\711dups\c02100685-7.xls

UNC MINING AND MILLING: CHURCHROCK OPERATIONS
GROUNDWATER MONITORING PROGRAM: ZONE 3 MONITOR WELLS

WELL ID:	717	717	717	717
LABORATORY ID:	C02010348-005	C02040485-008	C02070696-006	C02100685-004
SAMPLE DATE/TIME:	01/09/2002 08:45	04/09/2002 09:40	07/15/2002 14:30	10/14/2002 11:25
DATE RECEIVED:	01/11/2002 10:00	04/15/2002 10:00	07/22/2002 10:00	10/18/2002 10:00
REPORT DATE:	February 11, 2002	May 7, 2002	August 13, 2002	November 8, 2002
QUARTER REPRESENTED:	First 2002	Second 2002	Third 2002	Fourth 2002
UNC SUBMITTAL #:	TE-1-1-2002	TE-6-4-2002	TE-11-7-2002	TE-12-10-2002

Major Ions	Method	Units	Reporting Limit	Results	Results	Results	Results
Calcium	EPA 200.7	mg/L	1.0	669	660	791	720
Magnesium	EPA 200.7	mg/L	1.0	128	124	147	144
Sodium	EPA 200.7	mg/L	1.0	107	129	125	125
Potassium	EPA 200.7	mg/L	1.0	8.00	6.60	5.90	6.30
Bicarbonate	SM 2320-B	mg/L	0.10	656	654	740	704
Sulfate	EPA 200.7	mg/L	1.0	1530	1700	1886	1780
Chloride	EPA 200.7	mg/L	1.0	75.0	64.4	48.4	68.3
Ammonia as N	SM 4500-NH3-G	mg/L	0.05	0.07	0.10	0.22	0.21
Nitrate + Nitrite as N	EPA 353.2	mg/L	0.10	10.2	12.2	16.2	15.6
Non-Metals							
Total Dissolved Solids	SM 2540-C	mg/L	1.0	3230	3320	3420	3130
pH	SM 4500-H-B	std. units	0.10	7.10	7.39	7.52	7.61
Trace Metals, dissolved							
Aluminum	EPA 200.8	mg/L	0.10	< 0.10	< 0.10	< 0.10	< 0.10
Arsenic III	SM 3114-C	mg/L	0.001	< 0.001	< 0.001	< 0.001	< 0.001
Beryllium	EPA 200.8	mg/L	0.01	< 0.01	< 0.01	< 0.01	< 0.01
Cadmium	EPA 200.8	mg/L	0.005	< 0.005	< 0.005	< 0.005	< 0.005
Cobalt	EPA 200.8	mg/L	0.01	< 0.01	< 0.01	< 0.01	< 0.01
Lead	EPA 200.8	mg/L	0.05	< 0.05	< 0.05	< 0.05	< 0.05
Manganese	EPA 200.7	mg/L	0.01	1.40	1.61	1.60	1.77
Molybdenum	EPA 200.7	mg/L	0.10	0.20	0.20	0.20	0.20
Nickel	EPA 200.8	mg/L	0.05	0.06	< 0.05	< 0.05	< 0.05
Selenium IV	SM 3114-C	mg/L	0.001	< 0.001	< 0.001	< 0.001	< 0.001
Vanadium	EPA 200.8	mg/L	0.10	< 0.10	< 0.10	< 0.10	< 0.10
Radiometrics, dissolved							
Uranium	EPA 200.8	mg/L	0.0003	0.0841	0.112	0.118	0.115
Radium 226	EPA 903.0	pCi/L	0.2	4.9	3.1	3.1	2.2
Radium Error Estimate ±				0.4	0.3	0.3	0.3
Radium 228	EPA 904.0	pCi/L	1.0	7.6	3.8	7.3	3.2
Radium Error Estimate ±				1.4	1.0	1.2	1.0
Thorium 230	EPA 907.0	pCi/L	0.2	< 0.2	< 0.2	< 0.2	< 0.2
Thorium Error Estimate ±				-	-	-	-
Lead 210	NERHL-65-4	pCi/L	1.0	< 1.0	< 1.0	< 1.0	< 1.0
Lead Error Estimate ±				-	-	-	-
Gross Alpha-Rn & U	EPA 900.0	pCi/L	1.0	3.5	3.4	3.2	4.8
G. Alpha Error Estimate ±				1.2	1.0	2.1	1.0
Trace Organics							
Chloroform	EPA 601	µg/L	1.0	< 1.0	< 1.0	< 1.0	< 1.0

Quality Assurance Data		Target Range				
Anion	meq		45.5	48.8	53.9	51.7
Cation	meq		49.1	49.2	57.5	53.7
SM A/C Balance	%	-5 - +5	3.79	0.39	3.2	1.9
Calc TDS	mg/L		2892	3067	3447	3267
TDS A/C Balance	dec. %	0.80 - 1.20	1.12	1.08	0.99	0.96

criss: r:\reports\clients2002\unc_mining_\3_zone_3\717\c02100685-4.xls

UNC MINING AND MILLING: CHURCHROCK OPERATIONS
GROUNDWATER MONITORING PROGRAM: ZONE 3 MONITOR WELLS

WELL ID:	719	719	719	719
LABORATORY ID:	C02010348-003	C02040485-006	C02070696-003	C02100685-002
SAMPLE DATE/TIME:	01/07/2002 11:10	04/08/2002 13:20	07/15/2002 11:45	10/14/2002 10:20
DATE RECEIVED:	01/11/2002 10:00	04/15/2002 10:00	07/22/2002 10:00	10/18/2002 10:00
REPORT DATE:	February 11, 2002	May 7, 2002	August 13, 2002	November 8, 2002
QUARTER REPRESENTED:	First 2002	Second 2002	Third 2002	Fourth 2002
UNC SUBMITTAL #:	TE-1-1-2002	TE-6-4-2002	TE-11-7-2002	TE-12-10-2002

Major Ions	Method	Units	Reporting Limit	Results	Results	Results	Results
Calcium	EPA 200.7	mg/L	1.0	496	470	563	514
Magnesium	EPA 200.7	mg/L	1.0	463	440	517	491
Sodium	EPA 200.7	mg/L	1.0	115	129	123	134
Potassium	EPA 200.7	mg/L	1.0	6.00	5.70	7.60	10.5
Bicarbonate	SM 2320-B	mg/L	0.10	< 0.10	< 0.10	< 0.10	< 0.10
Sulfate	EPA 200.7	mg/L	1.0	3760	3470	4020	3720
Chloride	EPA 200.7	mg/L	1.0	57.0	39.9	33.9	33.4
Ammonia as N	SM 4500-NH3-G	mg/L	0.05	2.90	3.42	3.59	3.76
Nitrate + Nitrite as N	EPA 353.2	mg/L	0.10	< 0.10	< 0.10	< 0.10	< 0.10
Non-Metals							
Total Dissolved Solids	SM 2540-C	mg/L	1.0	5680	5520	5420	4630
pH	SM 4500-H-B	std. units	0.10	2.80	2.99	3.00	3.06
Trace Metals, dissolved							
Aluminum	EPA 200.7	mg/L	0.10	47.4	51.0	35.4	25.0
Arsenic III	SM 3114-C	mg/L	0.001	0.010	0.005	0.005	0.005
Beryllium	EPA 200.7	mg/L	0.01	0.05	0.05	0.04	0.05
Cadmium	EPA 200.8	mg/L	0.005	0.009	0.005	< 0.005	< 0.005
Cobalt	EPA 200.7	mg/L	0.01	0.68	0.76	0.59	0.65
Lead	EPA 200.8	mg/L	0.05	< 0.05	< 0.05	< 0.05	< 0.05
Manganese	EPA 200.7	mg/L	0.01	8.21	8.64	6.70	7.89
Molybdenum	EPA 200.7	mg/L	0.10	0.20	0.20	< 0.10	< 0.10
Nickel	EPA 200.7	mg/L	0.05	0.98	1.08	0.73	0.90
Selenium IV	SM 3114-C	mg/L	0.001	< 0.001	< 0.001	< 0.001	< 0.001
Vanadium	EPA 200.8	mg/L	0.10	< 0.10	< 0.10	< 0.10	< 0.10
Radiometrics, dissolved							
Uranium	EPA 200.8	mg/L	0.0003	0.270	0.258	0.191	0.086
Radium 226	EPA 903.0	pCi/L	0.2	15.5	12.2	6.8	5.4
Radium Error Estimate ±				1.2	1.1	0.7	0.5
Radium 228	EPA 904.0	pCi/L	1.0	1.9	< 1.0	4.6	2.0
Radium Error Estimate ±				1.2	-	1.1	1.0
Thorium 230	EPA 907.0	pCi/L	0.2	28.0	17.1	9.0	< 0.2
Thorium Error Estimate ±				2.8	2.8	1.5	-
Lead 210	NERHL-65-4	pCi/L	1.0	< 1.0	< 1.0	< 1.0	< 1.0
Lead Error Estimate ±				-	-	-	-
Gross Alpha-Rn & U	EPA 900.0	pCi/L	1.0	29.0	19.6	14.9	11.5
G. Alpha Error Estimate ±				2.9	2.4	2.2	1.2
Trace Organics							
Chloroform	EPA 624	µg/L	1.0	< 1.0	< 1.0	< 1.0	< 1.0

Quality Assurance Data		Target Range				
Anion	meq		79.9	73.4	84.7	78.4
Cation	meq		74.5	72.3	81.4	76.2
SM A/C Balance	%	-5 - +5	-3.53	-0.74	-2.02	-1.44
Calc TDS	mg/L		4909	4568	5276	4916
TDS A/C Balance	dec. %	0.80 - 1.20	1.16	1.21	1.03	0.94

criss: r:\reports\clients2002\unc_mining_\3_zone_3\719\c02100685-2.xls

UNC MINING AND MILLING: CHURCHROCK OPERATIONS
GROUNDWATER MONITORING PROGRAM: ZONE 3 MONITOR WELLS

WELL ID:	EPA-13	EPA-13	EPA-13	EPA-13
LABORATORY ID:	C02010513-005	C02040485-004	C02070696-004	C02100685-008
SAMPLE DATE/TIME:	01/15/2002 09:05	04/08/2002 10:40	07/15/2002 13:20	10/14/2002 14:30
DATE RECEIVED:	01/18/2002 10:00	04/15/2002 10:00	07/22/2002 10:00	10/18/2002 10:00
REPORT DATE:	February 25, 2002	May 7, 2002	August 13, 2002	November 8, 2002
QUARTER REPRESENTED:	First 2002	Second 2002	Third 2002	Fourth 2002
UNC SUBMITTAL #:	TE-2-1-2002	TE-6-4-2002	TE-11-7-2002	TE-12-10-2002

Major Ions	Method	Units	Reporting Limit	Results	Results	Results	Results
Calcium	EPA 200.7	mg/L	1.0	445	442	519	502
Magnesium	EPA 200.7	mg/L	1.0	726	728	840	832
Sodium	EPA 200.7	mg/L	1.0	129	132	126	142
Potassium	EPA 200.7	mg/L	1.0	12.7	11.5	10.9	12.3
Bicarbonate	SM 2320-B	mg/L	0.10	91.5	88.4	85.4	86.6
Sulfate	EPA 200.7	mg/L	1.0	3870	3980	4660	4650
Chloride	EPA 200.7	mg/L	1.0	43.7	43.9	30.3	42.3
Ammonia as N	SM 4500-NH3-G	mg/L	0.05	0.49	0.54	0.86	0.80
Nitrate + Nitrite as N	EPA 353.2	mg/L	0.10	< 0.10	< 0.10	< 0.10	< 0.10
Non-Metals							
Total Dissolved Solids	SM 2540-C	mg/L	1.0	6250	6300	6450	5770
pH	SM 4500-H-B	*std. units*	0.10	6.50	6.47	6.59	6.70
Trace Metals, dissolved							
Aluminum	EPA 200.8	mg/L	0.10	< 0.10	< 0.10	< 0.10	< 0.10
Arsenic III	SM 3114-C	mg/L	0.001	0.383	0.322	0.313	0.290
Beryllium	EPA 200.8	mg/L	0.01	< 0.01	< 0.01	< 0.01	< 0.01
Cadmium	EPA 200.8	mg/L	0.005	< 0.005	< 0.005	< 0.005	< 0.005
Cobalt	EPA 200.8	mg/L	0.01	0.06	0.07	0.06	0.06
Lead	EPA 200.8	mg/L	0.05	< 0.05	< 0.05	< 0.05	< 0.05
Manganese	EPA 200.8	mg/L	0.01	6.42	7.14	5.72	6.56
Molybdenum	EPA 200.8	mg/L	0.10	0.30	0.40	0.30	0.30
Nickel	EPA 200.8	mg/L	0.05	0.16	0.17	0.12	0.15
Selenium IV	SM 3114-C	mg/L	0.001	< 0.001	< 0.001	< 0.001	< 0.001
Vanadium	EPA 200.8	mg/L	0.10	< 0.10	< 0.10	< 0.10	< 0.10
Radiometrics, dissolved							
Uranium	EPA 200.8	mg/L	0.0003	0.0163	0.0180	0.0179	0.0173
Radium 226	EPA 903.0	pCi/L	0.2	4.1	3.9	4.7	4.2
Radium Error Estimate ±				0.3	0.4	0.3	0.5
Radium 228	EPA 904.0	pCi/L	1.0	10.1	8.7	6.6	4.8
Radium Error Estimate ±				1.0	1.0	1.1	1.1
Thorium 230	EPA 907.0	pCi/L	0.2	< 0.2	< 0.2	< 0.2	< 0.2
Thorium Error Estimate ±				-	-	-	-
Lead 210	NERHL-65-4	pCi/L	1.0	< 1.0	< 1.0	< 1.0	< 1.0
Lead Error Estimate ±				-	-	-	-
Gross Alpha-Rn & U	EPA 900.0	pCi/L	1.0	5.5	6.0	4.9	5.7
G. Alpha Error Estimate ±				1.2	1.0	2.1	1.0
Trace Organics							
Chloroform	EPA 601	µg/L	1.0	< 1.0	< 1.0	< 1.0	< 1.0

Quality Assurance Data		Target Range				
Anion	meq		83.4	85.6	99.3	99.5
Cation	meq		89.1	89.2	102	101
SM A/C Balance	%	-5 - +5	3.31	2.07	1.36	0.92
Calc TDS	mg/L		5280	5391	6237	6233
TDS A/C Balance	dec. %	0.80 - 1.20	1.18	1.17	1.03	0.93

criss: r:\reports\clients2002\unc_mining_\3_zone_3\epa-13\c02100685-8.xls

UNC MINING AND MILLING: CHURCHROCK OPERATIONS
GROUNDWATER MONITORING PROGRAM: ZONE 3 MONITOR WELLS

WELL ID:	EPA-14	EPA-14	EPA-14	EPA-14
LABORATORY ID:	C02010348-006	C02040225-003	C02070696-008	C02100685-005
SAMPLE DATE/TIME:	01/09/2002 09:15	04/03/2002 09:45	07/16/2002 08:30	10/14/2002 13:10
DATE RECEIVED:	01/11/2002 10:00	04/08/2002 10:30	07/22/2002 10:00	10/18/2002 10:00
REPORT DATE:	February 11, 2002	April 27, 2002	August 13, 2002	November 8, 2002
QUARTER REPRESENTED:	First 2002	Second 2002	Third 2002	Fourth 2002
UNC SUBMITTAL #:	TE-1-1-2002	TE-5-4-2002	TE-11-7-2002	TE-12-10-2002

Major Ions	Method	Units	Reporting Limit	Results	Results	Results	Results
Calcium	EPA 200.7	mg/L	1.0	532	566	606	560
Magnesium	EPA 200.7	mg/L	1.0	414	434	466	425
Sodium	EPA 200.7	mg/L	1.0	139	171	160	165
Potassium	EPA 200.7	mg/L	1.0	11	10.5	9.4	9.6
Bicarbonate	SM 2320-B	mg/L	0.10	83.0	79.9	95.8	130
Sulfate	EPA 200.7	mg/L	1.0	2970	3190	3390	3080
Chloride	EPA 200.7	mg/L	1.0	74.0	61.6	50.6	52.2
Ammonia as N	SM 4500-NH3-G	mg/L	0.05	0.60	0.70	1.96	2.85
Nitrate + Nitrite as N	EPA 353.2	mg/L	0.10	13.6	13.3	14.0	13.9
Non-Metals							
Total Dissolved Solids	SM 2540-C	mg/L	1.0	4680	4800	4830	4160
pH	SM 4500-H-B	std. units	0.10	6.70	7.46	7.04	7.30
Trace Metals							
Aluminum	EPA 200.7	mg/L	0.10	36.2	18.6	19.2	21.6
Arsenic III	SM 3114-C	mg/L	0.001	< 0.001	< 0.001	< 0.001	< 0.001
Beryllium	EPA 200.7	mg/L	0.01	0.02	0.01	0.01	0.02
Cadmium	EPA 200.8	mg/L	0.005	0.011	0.010	0.008	0.006
Cobalt	EPA 200.7	mg/L	0.01	0.23	0.25	0.20	0.17
Lead	EPA 200.8	mg/L	0.05	< 0.05	< 0.05	< 0.05	< 0.05
Manganese	EPA 200.7	mg/L	0.01	4.84	5.40	4.54	4.78
Molybdenum	EPA 200.8	mg/L	0.10	< 0.10	< 0.10	< 0.10	< 0.10
Nickel	EPA 200.7	mg/L	0.05	0.27	0.25	0.22	0.19
Selenium IV	SM 3114-C	mg/L	0.001	< 0.001	< 0.001	< 0.001	< 0.001
Vanadium	EPA 200.7	mg/L	0.10	< 0.10	< 0.10	< 0.10	< 0.10
Radiometrics							
Uranium	EPA 200.8	mg/L	0.0003	0.0598	0.0334	0.0387	0.0558
Radium 226	EPA 903.0	pCi/L	0.2	5.0	4.6	4.3	4.8
Radium Error Estimate ±				0.4	0.4	0.3	0.5
Radium 228	EPA 904.0	pCi/L	1.0	8.4	7.3	11.7	5.0
Radium Error Estimate ±				1.4	1.0	1.2	1.0
Thorium 230	EPA 907.0	pCi/L	0.2	< 0.2	< 0.2	< 0.2	< 0.2
Thorium Error Estimate ±				-	-	-	-
Lead 210	NERHL-65-4	pCi/L	1.0	< 1.0	< 1.0	< 1.0	< 1.0
Lead Error Estimate ±				-	-	-	-
Gross Alpha-Rn & U	EPA 900.0	pCi/L	1.0	5.6	8.1	7.1	7.2
G. Alpha Error Estimate ±				1.4	1.5	2.1	1.0
Trace Organics							
Chloroform	EPA 601	µg/L	1.0	< 1.0	< 1.0	< 1.0	< 1.0
Quality Assurance Data			**Target Range**				
Anion		meq		66.3	70.5	74.6	68.8
Cation		meq		67.7	72.5	76.7	71.3
SM A/C Balance		%	-5 - +5	1.08	1.44	1.39	1.81
Calc TDS		mg/L		4247	4538	4799	4427
TDS A/C Balance		dec. %	0.80 - 1.20	1.10	1.06	1.01	0.94

criss: r:\reports\clients2002\unc_mining_\3_zone_3\epa-14\c02100685-5.xls

UNC MINING AND MILLING: CHURCHROCK OPERATIONS
GROUNDWATER MONITORING PROGRAM: ZONE 3 MONITOR WELLS

WELL ID:	NBL-1	NBL-1	NBL-1	NBL-1
LABORATORY ID:	C02010348-001	C02040678-001	C02070696-001	C02100685-011
SAMPLE DATE/TIME:	01/07/2002 09:40	04/17/2002 09:30	07/15/2002 10:10	10/15/2002 14:30
DATE/TIME RECEIVED:	01/11/2002 10:00	04/22/2002 10:00	07/22/2002 10:00	10/18/2002 10:00
REPORT DATE:	February 11, 2002	May 14, 2002	August 13, 2002	November 8, 2002
QUARTER REPRESENTED:	First 2002	Second 2002	Third 2002	Fourth 2002
UNC SUBMITTAL #:	TE-1-1-2002	TE-7-4-2002	TE-11-7-2002	TE-12-10-2002

Major Ions	*Method*	*Units*	*Reporting Limit*	*Results*	*Results*	*Results*	*Results*
Calcium	EPA 200.7	mg/L	1.0	564	542	516	631
Magnesium	EPA 200.7	mg/L	1.0	158	167	185	176
Sodium	EPA 200.7	mg/L	1.0	115	113	123	121
Potassium	EPA 200.7	mg/L	1.0	7.0	6.8	7.1	6.3
Bicarbonate	SM 2320-B	mg/L	0.10	342	336	339	330
Sulfate	EPA 200.7	mg/L	1.0	1840	1780	1810	2070
Chloride	EPA 200.7	mg/L	1.0	36.0	37.9	26.0	31.4
Ammonia as N	SM 4500-NH3-G	mg/L	0.05	0.26	0.29	0.43	0.45
Nitrate + Nitrite as N	EPA 353.2	mg/L	0.10	< 0.10	< 0.10	< 0.10	< 0.10
Non-Metals							
Total Dissolved Solids	SM 2540-C	mg/L	1.0	3110	3220	3310	3120
pH	SM 4500-H-B	std. units	0.10	7.00	7.66	7.68	7.48
Trace Metals, dissolved							
Aluminum	EPA 200.8	mg/L	0.10	< 0.10	< 0.10	< 0.10	< 0.10
Arsenic III	SM 3114-C	mg/L	0.001	0.613	0.768	0.728	0.776
Beryllium	EPA 200.8	mg/L	0.01	< 0.01	< 0.01	< 0.01	< 0.01
Cadmium	EPA 200.8	mg/L	0.005	< 0.005	< 0.005	< 0.005	< 0.005
Cobalt	EPA 200.8	mg/L	0.01	0.05	0.05	0.05	0.06
Lead	EPA 200.8	mg/L	0.05	< 0.05	< 0.05	< 0.05	< 0.05
Manganese	EPA 200.8	mg/L	0.01	1.59	1.68	1.78	2.01
Molybdenum	EPA 200.8	mg/L	0.10	3.20	3.20	2.80	2.20
Nickel	EPA 200.8	mg/L	0.05	0.11	0.09	0.09	0.10
Selenium IV	SM 3114-C	mg/L	0.001	< 0.001	< 0.001	< 0.001	< 0.001
Vanadium	EPA 200.8	mg/L	0.10	< 0.10	< 0.10	< 0.10	< 0.10
Radiometrics, dissolved							
Uranium	EPA 200.8	mg/L	0.0003	0.245	0.287	0.261	0.251
Radium 226	EPA 903.0	pCi/L	0.2	6.0	5.8	4.5	16.5
Radium Error Estimate ±				0.4	0.5	0.3	1.6
Radium 228	EPA 904.0	pCi/L	1.0	4.5	5.3	4.5	3.1
Radium Error Estimate ±				1.3	1.0	1.1	1.0
Thorium 230	EPA 907.0	pCi/L	0.2	< 0.2	0.5	< 0.2	< 0.2
Thorium Error Estimate ±				-	0.2	-	-
Lead 210	NERHL-65-4	pCi/L	1.0	< 1.0	< 1.0	< 1.0	< 1.0
Lead Error Estimate ±				-	-	-	-
Gross Alpha-Rn & U	EPA 900.0	pCi/L	1.0	5.8	7.8	5.4	5.6
G. Alpha Error Estimate ±				1.4	1.0	2.1	1.0
Trace Organics							
Chloroform	EPA 601	µg/L	1.0	< 1.0	< 1.0	< 1.0	< 1.0

Quality Assurance Data		**Target Range**				
Anion	meq		45.0	43.7	44.0	49.4
Cation	meq		46.7	46.2	46.9	51.8
SM A/C Balance	%	-5 - +5	1.85	2.84	3.2	2.3
Calc TDS	mg/L		2893	2817	2839	3204
TDS A/C Balance	dec. %	0.80 - 1.20	1.07	1.14	1.17	0.97

criss: r:\reports\clients2002\unc_mining_\3_zone_3\nbl-1\c02100685-11.xls

APPENDIX C

ZONE 1 MONITORING DATA

APPENDIX C

ZONE 1 MONITORING DATA

Remedial action in Zone 1 consisted of dewatering Borrow Pit No. 2, which was the source of tailings seepage into Zone 1, plus continued operation of the East and North Cross-Dike Pump-back Wells. Dewatering of Borrow Pit No. 2 was completed in April 1989. The pump-back wells were operated until September 1990 when they were replaced by the Revised East System consisting of Wells 615, 616, 617, and EPA 7. The Revised East System operated from 1990 through July 1999 when it was decommissioned with approval from NRC and EPA.

Remedial action has been monitored by measurement of ground water levels and ground water sampling and analyses at 13 Zone 1 monitoring wells (Wells 515A, 516A, 604, 614, 619, EPA 2, EPA 4, EPA 5, EPA 7, EPA 8, 141, 142, and 143). This program was modified beginning in the second quarter of 2000 when the revised monitoring program was implemented. Changes to the wells included in the monitoring program for Zone 1 are shown in Table 4.1 of this report. See the enclosed figure for the current layout of the wells.

Table C.1 presents the quarterly water level and water quality data for the monitoring wells from the second quarter 1989, when the borrow pit was dewatered, through the fourth quarter 2002. Monitoring Well EPA 7 was used as an extraction well from September 1990 until October 1994; consequently, water level data for this well are available only for the time prior to its conversion to an extraction well, during times when the pump was shut off for maintenance, and after October 1994. Changes to data reported related to implementing the revised monitoring program are also reflected in Table C.1. Table C.2 presents the water level data for the wells added to the program in the second quarter of 2000 as water level monitoring wells. The 2002 laboratory analytical data for the Zone 1 Monitoring Wells are presented at the end of this appendix.

FIGURE

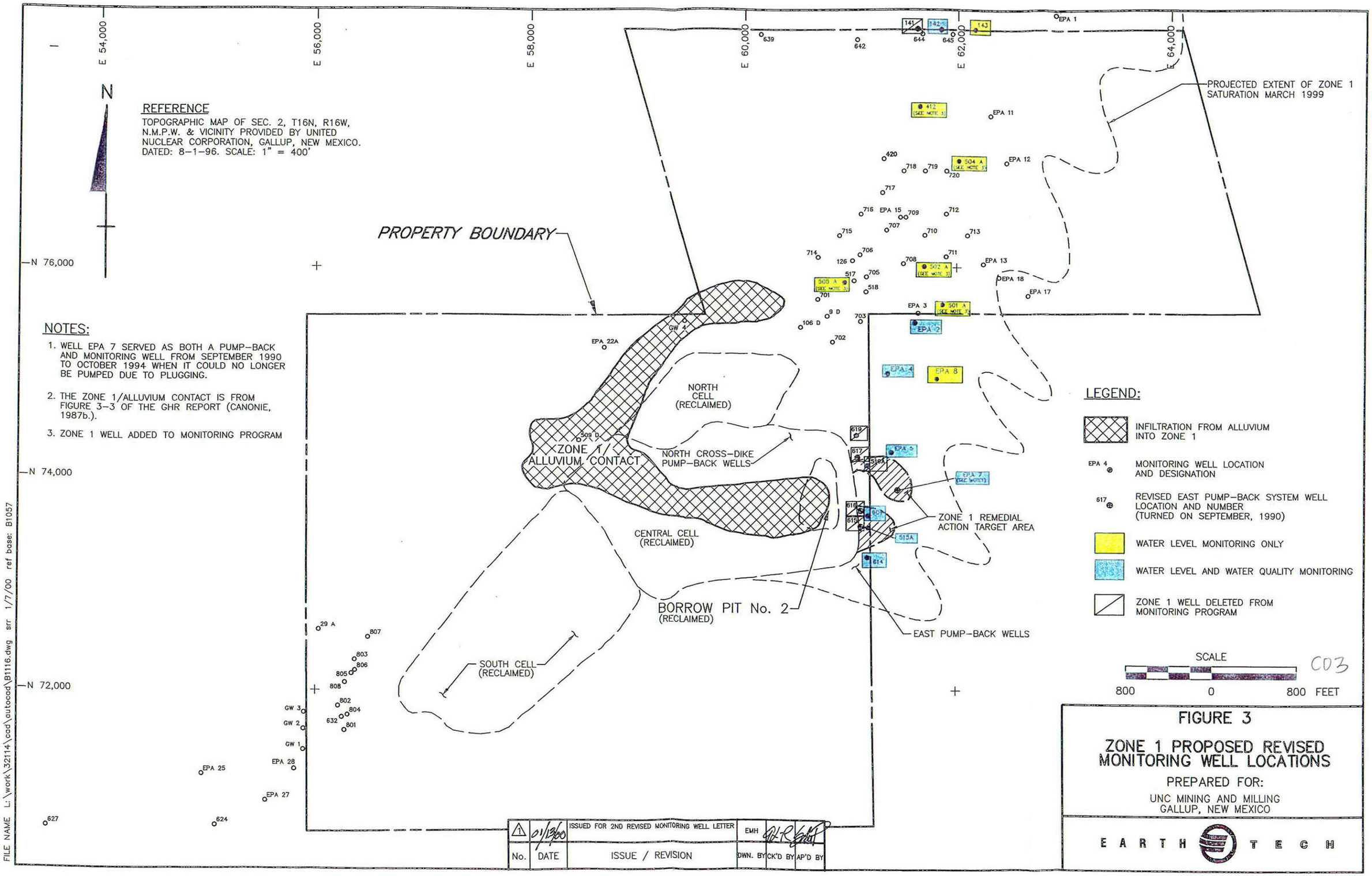

REFERENCE

TOPOGRAPHIC MAP OF SEC. 2, T16N, R16W, N.M.P.W. & VICINITY PROVIDED BY UNITED NUCLEAR CORPORATION, GALLUP, NEW MEXICO. DATED: 8-1-96. SCALE: 1" = 400'

NOTES:

1. WELL EPA 7 SERVED AS BOTH A PUMP-BACK AND MONITORING WELL FROM SEPTEMBER 1990 TO OCTOBER 1994 WHEN IT COULD NO LONGER BE PUMPED DUE TO PLUGGING.
2. THE ZONE 1/ALLUVIUM CONTACT IS FROM FIGURE 3-3 OF THE GHR REPORT (CANONIE, 1987b.).
3. ZONE 1 WELL ADDED TO MONITORING PROGRAM

No.	DATE	ISSUE / REVISION	DWN. BY	CK'D BY	AP'D BY
1	01/13/00	ISSUED FOR 2ND REVISED MONITORING WELL LETTER	EMH		

FIGURE 3

ZONE 1 PROPOSED REVISED MONITORING WELL LOCATIONS

PREPARED FOR:

UNC MINING AND MILLING
GALLUP, NEW MEXICO

EARTH TECH

FILE NAME L:\work\32114\cad\autocad\B1116.dwg srr 1/7/00 ref base: B1057

TABLES

TABLE C.1

ZONE 1 DATA SUMMARY
1989 - 2002

Notes:

1. NRC standard as listed in License Condition 30, Part B.
2. EPA standard as listed in Table 2, "Contaminant-Specific Groundwater ARARs" of the ROD (EPA, 1988).
3. Standards for TDS, sulfate and nitrate changed to reflect revised standards recommended in the NRC's 1996 evaluation of background water quality and documented in the January 6, 1998 letter from NMED to EPA.
4. NA - Not applicable.
5. "-" (hyphen) indicates that the concentration is less than the laboratory reporting limit. A hyphen for combined Ra-226 and Ra-228 indicates that at least one of these constituents was less than the laboratory reporting limits, which are 0.2 and 1.0 pCi/L, respectively.
6. All values that exceed the NRC and/or EPA standards are shaded.
7. Gross alpha value excludes contribution from radon and uranium.
8. "*" (Asterisk) indicates a Point of Compliance well.
9. Reporting limit for bicarbonate changed from 0.0 mg/L to 0.1 mg/L in fourth quarter 1997.
10. Reporting limit for cadmium changed from 0.01 mg/L to 0.005 mg/L after fourth quarter 1997. The analytical method changed from EPA 200.7 (ICP) to 200.8 (ICP.MS).

Specific Notes:

Well TWQ-143 is monitored for water level only beginning in 2nd quarter 2000 in accordance with the Revised Monitoring Program.
Well EPA 8 is monitored for water level only beginning in 2nd quarter 2000 in accordance with the Revised Monitoring Program.
Well 516 A* was eliminated from the monitoring program as of 2nd quarter 2000 in accordance with the Revised Monitoring Program.
Well 619 was eliminated from the monitoring program as of 2nd quarter 2000 in accordance with the Revised Monitoring Program.
Well TWQ-141 was not sampled in 4th quarter 1999.
Well TWQ-141 was eliminated from the monitoring program as of 2nd quarter 2000 in accordance with the Revised Monitoring Program.
Wells 412, 501 A, 502 A, 504 A, and 505 A added to the monitoring program in 2nd quarter 2000 as water level monitoring wells.

TABLE C.1
ZONE 1 DATA SUMMARY
1989-2002

Well Number	Date	Water Elevation (ft amsl)	Field pH (SU)	Lab pH (SU)	Lab TDS (mg/L)	Ca (mg/L)	Mg (mg/L)	Na (mg/L)	K (mg/L)	HCO3 (mg/L)	SO4 (mg/L)	Cl (mg/L)	NH4 as N (mg/L)	NO3 as N (mg/L)	Chloroform (mg/L)
	NRC Standard	**NA**	**NA**	**NA**	**NA**	**NA**	**NA**	**NA**	**NA**	**NA**	**NA**	**NA**	**NA**	**NA**	**0.001**
	EPA Standard	**NA**	**NA**	**NA**	**4,800**	**NA**	**NA**	**NA**	**NA**	**NA**	**2,125**	**250**	**NA**	**190**	**NA**
0141	4/10/1989	6,765.20	7.8	7.75	896	19	8.4	290	3.2	242	459	17.2	0.45	0.13	-0.001
0141	7/22/1989	6,765.10	7.9	7.9	938	21	8	316	3.74	244	540	17.1	0.42	0.06	-0.001
0141	10/12/1989	6,765.50	7.7	8	938	19	8.4	306	4.6	257	482	21	0.37	0.1	-0.001
0141	1/3/1990	6,765.20	7.9	7.6	994	24	11	306	3.4	262	497	24.8	0.72	0.42	-0.001
0141	4/3/1990	6,765.20	7.9	7.8	1,024	24	9.8	304	3.6	262	458	32.9	0.76	0.44	-0.001
0141	7/2/1990	6,764.90	7.6	7.72	1,036	25	11	321	3.9	257	487	37.2	0.1	0.26	-0.001
0141	10/2/1990	6,764.90	7.6	7.65	1,023	22	10.1	305	3.7	243	509	42	0.21	0.29	-0.001
0141	1/16/1991	6,764.90	7.5	7.89	1,051	26	11.9	337	5.8	248	534	65.7	0.3	0.35	-0.001
0141	4/3/1991	6,764.90	7.7	8.1	1,070	23	10.6	311	3.1	254	530	41	0.32	0.18	-0.001
0141	7/16/1991	6,764.60	7.6	7.54	1,059	23	10.1	305	3.4	248	550	43.5	0.4	0.17	-0.001
0141	10/14/1991	6,766.70	7.5	7.99	1,133	23	11.3	325	3.2	195	539	105	0.61	0.26	-0.001
0141	1/14/1992	6,770.80	7.4	7.62	1,042	26	13.1	321	3.5	249	525	88.2	1.87	-0.01	-0.001
0141	4/7/1992	6,772.10	7.4	7.46	1,123	26	13.9	379	3.8	326	511	116	0.46	-0.1	-0.001
0141	7/7/1992	6,772.80	7.5	7.8	1,175	26	13.6	414	4.69	239	506	118	0.68	-0.1	-0.001
0141	10/6/1992	6,774.20	7.6	7.61	1,141	32	13.6	360	3.4	246	525	108	0.23	-0.1	-0.001
0141	1/5/1993	6,775.10	7.7	7.93	1,370	34	14.3	420	4.6	248	638	68.9	0.13	-0.1	-0.001
0141	4/6/1993	6,775.90	7.8	8.18	1,100	23	10	371	2.5	244	495	91.3	0.4	-0.1	-0.001
0141	7/13/1993	6,776.50	7.7	7.12	1,071	24	11.1	343	2.9	257	575	79.1	-0.05	-0.1	-0.001
0141	10/6/1993	6,776.80	7.8	7.31	1,105	27	12	304	2.7	257	541	64	0.47	0.16	-0.001
0141	1/5/1994	6,775.70	7.7	7.78	1,101	29	12.8	313	2.9	237	550	71	0.39	0.73	-0.001
0141	4/13/1994	6,778.30	7.7	7.76	1,017	35	11.7	301	2.4	234	499	49.4	0.18	-0.1	-0.001
0141	7/20/1994	6,778.70	7.7	7.34	1,010	33	10.7	312	2.9	240	548	42.8	0.34	0.13	-0.001
0141	10/4/1994	6,779.20	7.6	8.02	1,076	26	11.5	342	3.4	260	537	43.2	0.15	-0.1	-0.001
0141	1/4/1995	6,779.60	7.5	7.93	995	26	11	321	3.3	257	493	39.8	0.42	-0.1	-0.001
0141	7/6/1995	6,780.30	7.6	8.21	1,073	29	13.8	306	3.2	256	528	30.4	0.24	-0.1	-0.001
0141	10/3/1995	6,780.50	7.2	8.3	1,038	23	10	297	3	261	485	25.9	0.46	-0.1	-0.001
0141	1/3/1996	6,781.00	7.2	8.24	1,097	27	12.1	319	3.2	255	554	15.4	0.08	0.32	-0.001
0141	4/2/1996	6,781.30	7.2	8.36	1,008	26	11.4	283	3.3	259	526	29.1	0.39	0.16	-0.001
0141	7/7/1996	6,781.50	8.4	7.75	1,034	26	11.1	288	3	254	481	23.2	0.36	-0.1	-0.001
0141	10/1/1996	6,781.60	7.3	8.07	1,010	25	11.7	300	3.1	254	498	25.4	0.31	-0.1	-0.001
0141	1/21/1997	6,782.30	6.7	7.93	903	24	10.6	303	3.17	256	500	22.5	0.3	-0.1	-0.001
0141	4/8/1997	6,782.30	7	8.25	962	22	9.6	293	3.1	256	479	22.4	0.26	0.14	-0.001

TABLE C.1
ZONE 1 DATA SUMMARY
1989-2002

Well Number	Date	Al (mg/L)	As (mg/L)	Be (mg/L)	Cd (mg/L)	Co (mg/L)	Pb (mg/L)	Mn (mg/L)	Mo (mg/L)	Ni (mg/L)	Se (mg/L)	V (mg/L)	U (mg/L)	Ra-226+ Ra-228 (pCi/L)	Th-230 (pCi/L)	Pb-210 (pCi/L)	Gross Alpha (pCi/L)
NRC Standard		**NA**	**0.05**	**0.05**	**0.01**	**NA**	**0.05**	**NA**	**NA**	**0.05**	**0.01**	**0.1**	**0.3**	**5.0**	**5.0**	**1.0**	**15.0**
EPA Standard		**5.0**	**0.05**	**0.017**	**0.01**	**0.05**	**0.05**	**2.6**	**1.0**	**0.2**	**0.01**	**0.7**	**5.0**	**5.0**	**NA**	**NA**	**15.0**
0141	4/10/1989		0.003	-0.05	-0.005		-0.05	0.07		-0.05	-0.001	-0.1	0.0087	- 1.2	-0.2	1.8	2.7
0141	7/22/1989	-0.1	0.003	-0.05	-0.01	-0.01	-0.05	0.14	-0.1	-0.05	-0.001	-0.1	0.0069	- 3.1	0.6	-1	2
0141	10/12/1989	-0.1	0.003	-0.05	-0.01	-0.01	-0.05	0.05	0.02	-0.05	0.001	-0.1	0.019	- 7.5	-0.2	1.2	7.1
0141	1/3/1990	-0.1	0.002	-0.05	-0.01	-0.01	-0.05	0.07	0.02	-0.05	-0.001	-0.1	0.014	- 1.6	-0.2	2	1.7
0141	4/3/1990	-0.1	0.003	-0.05	-0.01	-0.01	-0.05	0.16	-0.1	-0.05	0.001	-0.1	0.008	- 1.6	1.6	-1	2.5
0141	7/2/1990	-0.1	0.007	-0.05	-0.01	-0.01	-0.05	0.18	-0.1	-0.05	0.001	-0.1	0.0078	- 1.5	-0.2	-1	-1
0141	10/2/1990	-0.1	0.006	-0.05	-0.01	-0.01	-0.05	0.15	-0.1	-0.05	0.001	-0.1	0.007	- 1.5	-0.2	-1	-1
0141	1/16/1991	-0.1	0.002	-0.01	-0.01	0.01	-0.05	0.14	-0.1	-0.05	-0.001	-0.1	0.0065	- 1.2	-0.2	-1	-1
0141	4/3/1991	-0.1	0.003	-0.01	-0.01	-0.01	-0.05	0.12	-0.1	-0.05	-0.001	-0.1	0.005	- 1.4	-0.2	-1	-1
0141	7/16/1991	-0.1	0.003	-0.01	-0.01	-0.01	-0.05	0.19	-0.1	-0.05	-0.001	-0.1	0.002	- 1.2	-0.2	2	-1
0141	10/14/1991	-0.1	-0.001	-0.01	-0.01	-0.01	-0.05	0.16	-0.1	-0.05	0.001	-0.1	0.022	- 1.8	-0.2	-1	-1
0141	1/14/1992	-0.1	-0.001	-0.01	-0.01	-0.01	-0.05	0.13	-0.1	-0.05	0.002	-0.1	0.005	12.1	-0.2	-1	9
0141	4/7/1992	-0.1	0.002	-0.01	-0.01	-0.01	-0.05	0.15	-0.1	-0.05	-0.001	-0.1	0.002	- 1.2	-0.2	-1	-1
0141	7/7/1992	-0.1	0.002	-0.01	-0.01	-0.01	-0.05	0.12	-0.1	-0.05	0.001	-0.1	0.005	3.8	-0.2	-1	2.5
0141	10/6/1992	-0.1	0.002	-0.01	-0.01	-0.01	-0.05	0.2	-0.1	-0.05	0.001	-0.1	0.01	- 1.2	-0.2	-1	-1
0141	1/5/1993	-0.1	0.001	-0.01	-0.01	-0.01	-0.05	0.41	-0.1	-0.05	0.007	-0.1	0.011	- 1.4	-0.2	-1	-1
0141	4/6/1993	-0.1	0.002	-0.01	-0.01	-0.01	-0.05	0.19	-0.1	-0.05	-0.001	-0.1	0.001	- 1.3	-0.2	-1	-1
0141	7/13/1993	-0.1	-0.001	-0.01	-0.01	-0.01	-0.05	0.16	-0.1	-0.05	-0.001	-0.1	0.005	- 2.7	-0.2	1	-1
0141	10/6/1993	-0.1	-0.001	-0.01	-0.01	-0.01	-0.05	0.22	-0.1	-0.05	-0.001	-0.1	0.006	- 1.6	-0.2	-1	-1
0141	1/5/1994	-0.1	-0.001	-0.01	-0.01	-0.01	-0.05	0.19	-0.1	-0.05	-0.001	-0.1	0.005	- 1.4	-0.2	6.2	-1
0141	4/13/1994	-0.1	-0.001	-0.01	-0.01	-0.01	-0.05	0.15	-0.1	-0.05	-0.001	-0.1	0.008	- 1.5	-0.2	1.7	-1
0141	7/20/1994	-0.1	-0.001	-0.01	-0.01	-0.01	-0.05	0.2	-0.1	-0.05	0.001	-0.1	0.004	- 2.5	-0.2	-1	1.7
0141	10/4/1994	-0.1	-0.001	-0.01	-0.01	-0.01	-0.05	0.26	-0.1	-0.05	-0.001	-0.1	0.003	- 1.5	-0.2	-1	-1
0141	1/4/1995	-0.1	-0.001	-0.01	-0.01	-0.01	-0.05	0.29	-0.1	-0.05	-0.001	-0.1	0.016	- 1.7	-0.2	-1	-1
0141	7/6/1995	-0.1	-0.001	-0.01	-0.01	-0.01	-0.05	0.3	-0.1	-0.05	0.001	-0.1	0.0033	- 2.0	-0.2	-1	-1
0141	10/3/1995	-0.1	0.004	-0.01	-0.01	-0.01	-0.05	0.14	-0.1	-0.05	-0.001	-0.1	0.0034	- 1.2	-0.2	-1	-1
0141	1/3/1996	-0.1	0.002	-0.01	-0.01	-0.01	-0.05	-0.01	-0.1	-0.05	-0.001	-0.1	0.0006	1.7	0.6	-1	1.1
0141	4/2/1996	-0.1	-0.001	-0.01	-0.01	-0.01	-0.05	0.1	-0.1	-0.05	-0.001	-0.1	0.0016	- 1.2	-0.2	-1	-1
0141	7/7/1996	-0.1	-0.001	-0.01	-0.01	-0.01	-0.05	0.13	-0.1	-0.05	-0.001	-0.1	0.0039	- 1.2	-0.2	-1	-1
0141	10/1/1996	-0.1	-0.001	-0.01	-0.01	-0.01	-0.05	0.12	-0.1	-0.05	0.007	-0.1	-0.0003	- 1.2	-0.2	-1	-1
0141	1/21/1997	-0.1	0.002	-0.01	-0.01	-0.01	-0.05	0.1	-0.1	-0.05	-0.001	-0.1	0.002	- 1.2	-0.2	-1	-1
0141	4/8/1997	-0.1	-0.001	-0.01	-0.01	-0.01	-0.05	0.08	-0.1	-0.05	-0.001	-0.1	0.0006	- 1.2	-0.2	-1	-1

TABLE C.1
ZONE 1 DATA SUMMARY
1989-2002

Well Number	Date	Water Elevation (ft amsl)	Field pH (SU)	Lab pH (SU)	Lab TDS (mg/L)	Ca (mg/L)	Mg (mg/L)	Na (mg/L)	K (mg/L)	HCO3 (mg/L)	SO4 (mg/L)	Cl (mg/L)	NH4 as N (mg/L)	NO3 as N (mg/L)	Chloroform (mg/L)
NRC Standard		**NA**	**NA**	**NA**	**NA**	**NA**	**NA**	**NA**	**NA**	**NA**	**NA**	**NA**	**NA**	**NA**	**0.001**
EPA Standard		**NA**	**NA**	**NA**	**4,800**	**NA**	**NA**	**NA**	**NA**	**NA**	**2,125**	**250**	**NA**	**190**	**NA**
0141	7/8/1997	6,782.20	7.9	8.33	977	25	11.3	304	3.2	251	516	24.4	1.33	0.13	-0.001
0141	10/7/1997	6,782.50	7.1	8.13	997	26	12	277	2.94	256	504	22.8	0.2	0.19	-0.001
0141	1/15/1998	6,782.90	7.8	8.29	1,000	27	12.1	292	3.3	259	541	26.3	0.17	0.25	-0.001
0141	4/7/1998	6,783.20	7.5	8.22	999	22	9.9	285	2.9	259	490	20.3	0.19	-0.1	-0.001
0141	7/7/1998	6,783.20	8	8.28	976	23	10.6	302	3.2	259	469	20.9	0.39	-0.1	-0.001
0141	10/6/1998	6,783.20	7.4	8.17	1,030	28	12.4	296	3.7	261	545	22.9	3.48	0.34	-0.001
0141	1/5/1999	6,783.60	7.8	8.06	1,070	31	13.1	273	3.7	253	514	25.2	0.07	-0.1	-0.001
0141	4/6/1999	6,782.90	7.6	8.13	1,070	32	16.3	299	3.4	249	516	25.2	0.23	0.21	-0.001
0141	7/13/1999	6,783.54	6.8	8.28	968	30	14.2	285	7.5	258	507	30.2	0.37	-0.1	-0.001
0141	1/4/2000	6,780.50	7	8.38	2,280	20	6.4	665	7	228	1,150	176	-0.05	0.28	-0.001

TABLE C.1
ZONE 1 DATA SUMMARY
1989-2002

Well Number	Date	Al (mg/L)	As (mg/L)	Be (mg/L)	Cd (mg/L)	Co (mg/L)	Pb (mg/L)	Mn (mg/L)	Mo (mg/L)	Ni (mg/L)	Se (mg/L)	V (mg/L)	U (mg/L)	Ra-226+ Ra-228 (pCi/L)	Th-230 (pCi/L)	Pb-210 (pCi/L)	Gross Alpha (pCi/L)
NRC Standard		**NA**	**0.05**	**0.05**	**0.01**	**NA**	**0.05**	**NA**	**NA**	**0.05**	**0.01**	**0.1**	**0.3**	**5.0**	**5.0**	**1.0**	**15.0**
EPA Standard		**5.0**	**0.05**	**0.017**	**0.01**	**0.05**	**0.05**	**2.6**	**1.0**	**0.2**	**0.01**	**0.7**	**5.0**	**5.0**	**NA**	**NA**	**15.0**
0141	7/8/1997	-0.1	-0.001	-0.01	-0.01	-0.01	-0.05	0.12	-0.1	-0.05	-0.001	-0.1	0.002	- 1.2	-0.2	28	-1
0141	10/7/1997	-0.1	-0.001	-0.01	-0.01	-0.01	-0.05	0.13	-0.1	-0.05	-0.001	-0.1	0.005	- 1.2	-0.2	-1	-1
0141	1/15/1998	-0.1	-0.001	-0.01	-0.005	-0.01	-0.05	0.07	-0.1	-0.05	-0.001	-0.1	0.0031	- 1.2	-0.2	-1	2.8
0141	4/7/1998	-0.1	-0.001	-0.01	-0.005	-0.01	-0.05	0.1	-0.1	-0.05	-0.001	-0.1	0.0029	- 1.2	-0.2	-1	-1
0141	7/7/1998	-0.1	-0.001	-0.01	-0.005	-0.01	-0.05	0.09	-0.1	0.05	-0.001	-0.1	0.0027	- 1.2	-0.2	-1	-1
0141	10/6/1998	-0.1	0.009	-0.01	-0.005	-0.01	-0.05	0.37	-0.1	-0.05	-0.001	-0.1	0.334	- 2.5	-0.2	-1	-1
0141	1/5/1999	-0.1	0.007	-0.01	-0.005	-0.01	-0.05	0.43	0.14	-0.05	-0.001	-0.1	0.014	- 2.5	-0.2	-1	-1
0141	4/6/1999	-0.1	0.002	-0.01	-0.005	-0.01	-0.05	0.24	-0.1	-0.05	0.001	-0.1	0.0059	- 2.0	-0.2	-1	-1
0141	7/13/1999	-0.1	0.004	-0.01	-0.005	-0.01	-0.05	0.27	-0.1	-0.05	0.001	-0.1	0.0541	- 2.1	-0.2	-1	-1
0141	1/4/2000	-0.1	-0.001	-0.01	-0.005	-0.01	-0.05	0.11	-0.1	-0.05	0.001	-0.1	0.0183	- 1.2	-0.2	-1	-1

TABL. C.1
ZONE 1 DATA SUMMARY
1989-2002

Well Number	Date	Water Elevation (ft amsl)	Field pH (SU)	Lab pH (SU)	Lab TDS (mg/L)	Ca (mg/L)	Mg (mg/L)	Na (mg/L)	K (mg/L)	HCO3 (mg/L)	SO4 (mg/L)	Cl (mg/L)	NH4 as N (mg/L)	NO3 as N (mg/L)	Chloroform (mg/L)
	NRC Standard	**NA**	**NA**	**NA**	**NA**	**NA**	**NA**	**NA**	**NA**	**NA**	**NA**	**NA**	**NA**	**NA**	**0.001**
	EPA Standard	**NA**	**NA**	**NA**	**4,800**	**NA**	**NA**	**NA**	**NA**	**NA**	**2,125**	**250**	**NA**	**190**	**NA**
0142	4/10/1989	6,759.80	7.5	7.56	1,064	40	17.7	294	4	262	567	16.7	0.44	0.26	-0.001
0142	7/22/1989	6,759.60	7.8	7.8	1,129	37	17	332	4.36	244	599	17.7	0.45	0.19	-0.001
0142	10/12/1989	6,759.80	7.7	7.87	1,096	28	13.4	333	5.1	247	580	19.2	0.2	0.38	-0.001
0142	1/3/1990	6,759.80	7.6	7.72	1,130	31	13.9	332	3.9	245	579	20.6	0.34	0.4	-0.001
0142	4/3/1990	6,759.60	7.8	7.92	1,265	47	23.1	318	4.4	281	648	18.5	0.71	0.34	-0.001
0142	7/2/1990	6,759.40	7.6	8	1,106	32	13.6	317	4	253	564	18.1	0.17	0.31	-0.001
0142	10/2/1990	6,759.60	7.7	7.85	1,116	23	11	310	3.4	234	590	18.8	0.09	0.33	-0.001
0142	1/3/1991	6,759.50	7.7	7.1	1,113	29	14.3	318	11.9	244	607	18	0.36	0.33	-0.001
0142	4/9/1991	6,759.80	7.7	8.22	1,015	31	13.7	308	3.9	250	588	17.4	0.21	0.25	-0.001
0142	7/16/1991	6,759.60	7.7	7.88	1,085	35	16.8	286	3.7	271	643	17.2	0.34	0.21	-0.001
0142	10/14/1991	6,761.00	7.6	8.07	1,110	32	14.8	297	3.4	271	590	15.3	0.3	0.14	-0.001
0142	1/14/1992	6,764.10	7.4	7.85	1,071	28	13.8	296	3.3	259	595	16.4	0.95	0.37	-0.001
0142	4/7/1992	6,765.70	7.5	8.19	1,023	29	15.6	335	4.5	256	579	17	0.25	-0.1	-0.001
0142	7/7/1992	--	7.6	8.17	1,101	36	19	355	4.84	263	588	16	0.99	-0.1	-0.001
0142	10/6/1992	6,767.90	7.8	8.06	1,100	37	17.8	332	3.2	260	588	16.8	0.08	-0.1	-0.001
0142	1/5/1993	6,769.00	7.8	8.14	1,019	27	11.9	279	3.9	256	542	17.4	0.31	-0.1	-0.001
0142	4/6/1993	6,770.00	7.8	8.08	1,084	32	14.8	326	2.6	254	560	16.1	0.31	-0.1	-0.001
0142	7/13/1993	6,770.50	7.8	7.09	1,066	34	15.4	293	2.9	264	597	17.2	-0.05	-0.1	-0.001
0142	10/6/1993	6,771.00	7.8	7.6	1,074	32	13.9	295	2.6	255	566	15.9	0.13	0.17	-0.001
0142	1/5/1994	6,770.70	7.8	8.03	1,056	34	15.4	307	2.8	246	563	16.4	0.31	0.1	-0.001
0142	4/13/1994	6,772.60	7.9	7.84	989	31	13.5	287	2.5	234	531	16.5	0.06	0.1	-0.001
0142	7/20/1994	6,773.00	7.7	8.05	1,088	34	14.1	286	2.8	242	538	15.8	0.08	0.45	0.00709
0142	10/4/1994	6,773.80	7.7	8.15	1,032	31	14	322	3.4	256	589	16.9	0.07	0.32	-0.001
0142	1/4/1995	6,774.30	7.7	8.01	1,036	29	12.2	325	3.3	251	550	17.4	0.14	0.2	-0.001
0142	4/6/1995	6,774.70	7.8	8.11	1,327	59	31	319	4.2	277	714	13.4	0.34	0.38	-0.001
0142	7/6/1995	6,774.80	7.7	8.32	1,230	43	20.2	318	3.6	260	625	16.5	0.08	0.1	-0.001
0142	10/3/1995	6,775.30	7.3	8.3	1,222	46	21.9	309	3.7	275	617	15.3	0.12	0.2	-0.001
0142	1/3/1996	6,775.50	7.8	8.05	1,018	23	11.9	302	3	253	492	25.3	0.2	0.19	-0.001
0142	4/2/1996	6,776.10	7.1	8.42	1,074	28	12.7	298	3.2	250	593	17.7	0.19	0.25	-0.001
0142	7/7/1996	6,776.10	7.9	7.72	1,075	26	11.4	300	3.1	243	481	23.2	0.26	0.44	-0.001
0142	10/1/1996	6,776.20	7.5	8.12	1,060	25	11.3	318	3.2	245	540	21.3	0.19	0.2	-0.001
0142	1/21/1997	6,777.10	6.5	7.86	1,020	33	15.3	322	3.5	240	567	15.9	0.17	0.15	-0.001

TABLE C.1
ZONE 1 DATA SUMMARY
1989-2002

Well Number	Date	Al (mg/L)	As (mg/L)	Be (mg/L)	Cd (mg/L)	Co (mg/L)	Pb (mg/L)	Mn (mg/L)	Mo (mg/L)	Ni (mg/L)	Se (mg/L)	V (mg/L)	U (mg/L)	Ra-226+ Ra-228 (pCi/L)	Th-230 (pCi/L)	Pb-210 (pCi/L)	Gross Alpha (pCi/L)
NRC Standard		NA	0.05	0.05	0.01	NA	0.05	NA	NA	0.05	0.01	0.1	0.3	5.0	5.0	1.0	15.0
EPA Standard		5.0	0.05	0.017	0.01	0.05	0.05	2.6	1.0	0.2	0.01	0.7	5.0	5.0	NA	NA	15.0
0142	4/10/1989		-0.001	-0.05	-0.005		-0.05	0.08		-0.05	-0.001	-0.1	0.0069	- 1.7	-0.2	-1	4.1
0142	7/22/1989	-0.1	0.001	-0.05	-0.01	-0.01	-0.05	0.02	-0.1	-0.05	0.001	-0.1	0.0046	- 2.0	-0.2	-1	1.1
0142	10/12/1989	-0.1	0.001	-0.05	-0.01	-0.01	-0.05	0.02	0.03	-0.05	-0.001	-0.1	0.005	- 1.3	-0.2	3.1	1.1
0142	1/3/1990	0.1	0.002	-0.05	-0.01	-0.01	-0.05	0.03	0.02	-0.05	0.001	-0.1	0.006	2.4	-0.2	2.9	1.9
0142	4/3/1990	-0.1	0.001	-0.05	-0.01	-0.01	-0.05	0.12	-0.1	-0.05	0.003	-0.1	0.008	- 2.3	-0.2	-1	2.1
0142	7/2/1990	0.1	0.001	-0.05	-0.01	-0.01	-0.05	0.04	-0.1	-0.05	-0.001	-0.1	0.0019	- 1.5	-0.2	-1	-1
0142	10/2/1990	0.1	0.001	-0.05	-0.01	-0.01	-0.05	0.03	-0.1	-0.05	-0.001	-0.1	0.003	- 1.2	-0.2	-1	-1
0142	1/3/1991	-0.1	0.001	-0.01	0.02	-0.01	-0.05	0.03	-0.1	-0.05	-0.001	-0.1	0.0032	- 1.2	-0.2	-1	-1
0142	4/9/1991	-0.1	-0.001	-0.01	-0.01	-0.01	-0.05	-0.01	-0.1	-0.05	0.001	-0.1	0.0029	- 1.2	-0.2	-1	-1
0142	7/16/1991	-0.1	-0.001	-0.01	-0.01	-0.01	-0.05	-0.01	-0.1	-0.05	-0.001	-0.1	0.003	- 2.3	-0.2	1.6	-1
0142	10/14/1991	-0.1	-0.001	-0.01	-0.01	-0.01	-0.05	0.01	-0.1	-0.05	-0.001	-0.1	0.015	- 2.5	-0.2	-1	-1
0142	1/14/1992	-0.1	-0.001	-0.01	-0.01	-0.01	-0.05	0.02	-0.1	-0.05	0.001	-0.1	0.002	- 1.2	-0.2	-1	-1
0142	4/7/1992	-0.1	0.001	-0.01	-0.01	-0.01	-0.05	-0.01	-0.1	-0.05	-0.001	-0.1	0.001	- 1.2	-0.2	-1	-1
0142	7/7/1992	-0.1	0.001	-0.01	-0.01	-0.01	-0.05	-0.01	-0.1	-0.05	0.002	-0.1	0.003	3.7	-0.2	-1	-1
0142	10/6/1992	-0.1	0.001	-0.01	-0.01	-0.01	-0.05	0.01	-0.1	-0.05	0.001	-0.1	-0.0003	1.5	-0.2	1.4	-1
0142	1/5/1993	-0.1	0.002	-0.01	-0.01	0.01	-0.05	0.01	-0.1	-0.05	0.007	-0.1	0.01	- 2.5	-0.2	-1	1.6
0142	4/6/1993	-0.1	-0.001	-0.01	-0.01	-0.01	-0.05	0.02	-0.1	-0.05	-0.001	-0.1	0.002	- 1.8	-0.2	2.6	-1
0142	7/13/1993	-0.1	-0.001	-0.01	-0.01	-0.01	-0.05	0.02	-0.1	-0.05	-0.001	-0.1	-0.0003	- 1.3	-0.2	-1	-1
0142	10/6/1993	-0.1	-0.001	-0.01	-0.01	-0.01	-0.05	0.02	-0.1	-0.05	-0.001	-0.1	-0.0003	- 2.1	-0.2	2.9	-1
0142	1/5/1994	-0.1	-0.001	-0.01	-0.01	-0.01	-0.05	0.03	-0.1	-0.05	-0.001	-0.1	0.006	- 1.7	-0.2	-1	1.4
0142	4/13/1994	-0.1	-0.001	-0.01	-0.01	-0.01	-0.05	0.02	-0.1	-0.05	-0.001	-0.1	-0.0003	2.4	-0.2	1.6	3.5
0142	7/20/1994	-0.1	-0.001	-0.01	-0.01	-0.01	-0.05	-0.01	-0.1	-0.05	-0.001	-0.1	0.001	- 1.8	-0.2	1.2	-1
0142	10/4/1994	-0.1	-0.001	-0.01	-0.01	-0.01	-0.05	-0.01	-0.1	-0.05	-0.001	-0.1	0.001	- 1.3	-0.2	-1	-1
0142	1/4/1995	-0.1	-0.001	-0.01	-0.01	-0.01	-0.05	0.02	-0.1	-0.05	-0.001	-0.1	0.001	2.2	-0.2	-1	3.3
0142	4/6/1995	-0.1	-0.001	-0.01	-0.01	-0.01	-0.05	0.03	-0.1	-0.05	-0.001	-0.1	0.001	3.1	-0.2	-1	4.5
0142	7/6/1995	-0.1	-0.001	-0.01	-0.01	-0.01	-0.05	0.02	-0.1	-0.05	0.001	-0.1	-0.0003	- 2.2	0.4	-1	-1
0142	10/3/1995	-0.1	0.003	-0.01	-0.01	-0.01	-0.05	0.01	-0.1	-0.05	-0.001	-0.1	-0.0003	4.3	-0.2	-1	-1
0142	1/3/1996	-0.1	0.001	-0.01	-0.01	-0.01	-0.05	0.14	-0.1	-0.05	-0.001	-0.1	0.0034	- 1.4	0.6	-1	-1
0142	4/2/1996	-0.1	-0.001	-0.01	-0.01	-0.01	-0.05	-0.01	-0.1	-0.05	-0.001	-0.1	0.0004	- 1.2	-0.2	-1	-1
0142	7/7/1996	-0.1	-0.001	-0.01	-0.01	-0.01	-0.05	0.01	-0.1	-0.05	-0.001	-0.1	0.0007	- 1.5	-0.2	-1	-1
0142	10/1/1996	-0.1	-0.001	-0.01	-0.01	-0.01	-0.05	0.01	-0.1	-0.05	0.003	-0.1	-0.0003	- 1.3	-0.2	-1	-1
0142	1/21/1997	-0.1	0.002	-0.01	-0.01	-0.01	-0.05	0.04	-0.1	-0.05	-0.001	-0.1	-0.0003	- 1.2	-0.2	-1	-1

TABLE C.1
ZONE 1 DATA SUMMARY
1989-2002

Well Number	Date	Water Elevation (ft amsl)	Field pH (SU)	Lab pH (SU)	Lab TDS (mg/L)	Ca (mg/L)	Mg (mg/L)	Na (mg/L)	K (mg/L)	HCO3 (mg/L)	SO4 (mg/L)	Cl (mg/L)	NH4 as N (mg/L)	NO3 as N (mg/L)	Chloroform (mg/L)
	NRC Standard	**NA**	**NA**	**NA**	**NA**	**NA**	**NA**	**NA**	**NA**	**NA**	**NA**	**NA**	**NA**	**NA**	**0.001**
	EPA Standard	**NA**	**NA**	**NA**	**4,800**	**NA**	**NA**	**NA**	**NA**	**NA**	**2,125**	**250**	**NA**	**190**	**NA**
0142	4/8/1997	6,777.20	6.6	8.28	1,040	27	12	312	3.3	249	551	16.6	0.15	0.29	-0.001
0142	7/8/1997	6,777.20	8.1	8.32	1,030	27	12	322	3.4	240	575	18.6	0.25	0.12	-0.001
0142	10/7/1997	6,773.00	7.4	8.19	1,070	28	12.1	299	3.06	248	572	16.1	0.21	-0.1	-0.001
0142	1/15/1998	6,774.00	7.8	8.32	1,170	40	17.9	330	3.8	261	673	20.9	0.35	0.2	-0.001
0142	4/7/1998	6,773.40	7.8	8.26	1,100	26	11.6	314	3.2	245	546	18	0.13	0.14	-0.001
0142	7/7/1998	6,773.70	8.1	8.27	1,070	26	11.7	325	3.4	245	533	17	0.18	0.22	-0.001
0142	10/6/1998	6,774.20	7.27	8.29	1,170	36	17.9	325	4	267	640	18.1	2.04	0.31	-0.001
0142	1/5/1999	6,774.00	8	8.21	1,210	38	17.9	309	3.6	273	628	18.2	0.12	0.24	-0.001
0142	4/6/1999	6,774.20	8	8.15	1,120	33	15.8	313	3.5	250	562	22.7	0.21	0.25	-0.001
0142	7/13/1999	6,774.40	6.8	8.27	1,030	32	15.8	299	6.7	262	498	24.5	0.26	0.16	-0.001
0142	10/5/1999	6,775.00	7.6	8.11	1,130	30	14.6	308	3.7	251	557	21.4	0.26	0.13	-0.001
0142	1/4/2000	6,774.40	7.2	8.36	1,500	82	41.7	319	7.8	309	797	26.6	1.51	0.11	-0.001
0142	5/10/2000	6,780.70	8.4	8.27	1,080	27	12.6	306	3.25	242	613	19.1	0.24	-0.1	-0.001
0142	7/10/2000	6,780.50	8.13	7.99	1,060	26	11.8	318	3.1	242	543	19.9	0.28	-0.1	-0.001
0142	10/2/2000	6,780.60	8.08	7.84	1,310	53	46.8	314	4.9	220	676	17.7	0.3	-0.1	-0.001
0142	1/16/2001	6,781.20	8.23	7.97	1,060	21	9	309	3.6	242	594	21.6	0.27	-0.1	-0.001
0142	4/2/2001	6,781.30	8.1	8.01	1,050	19	8.8	314	2.6	234	544	18.8	0.37	-0.1	-0.001
0142	7/16/2001	6,781.05	7.96	8.01	1,080	20	9	297	3.7	233	550	24.7	0.27	-0.1	-0.001
0142	10/3/2001	6,781.20	7.8	8.1	1,060	18	8.5	272	3.5	240	555	24.7	0.19	-0.1	-0.001
0142	1/7/2002	6,781.15	8.23	7.9	1,060	20	8.7	294	3.4	236	560	21.3	0.2	-0.1	-0.001
0142	4/8/2002	6,781.69	7.59	7.59	1,070	19	8.5	307	2.9	239	556	21.5	0.26	-0.1	-0.001
0142	7/15/2002	6,781.60	7.11	8.06	1,060	19	8.5	313	4.5	239	607	18.6	0.15	-0.1	-0.001
0142	10/14/2002	6,781.53	7.09	8	998	20	8.7	308	3.1	237	536	17.7	0.11	-0.1	-0.001

TABLE C.1
ZONE 1 DATA SUMMARY
1989-2002

Well Number	Date	Al (mg/L)	As (mg/L)	Be (mg/L)	Cd (mg/L)	Co (mg/L)	Pb (mg/L)	Mn (mg/L)	Mo (mg/L)	Ni (mg/L)	Se (mg/L)	V (mg/L)	U (mg/L)	Ra-226+ Ra-228 (pCi/L)	Th-230 (pCi/L)	Pb-210 (pCi/L)	Gross Alpha (pCi/L)
NRC Standard		**NA**	**0.05**	**0.05**	**0.01**	**NA**	**0.05**	**NA**	**NA**	**0.05**	**0.01**	**0.1**	**0.3**	**5.0**	**5.0**	**1.0**	**15.0**
EPA Standard		**5.0**	**0.05**	**0.017**	**0.01**	**0.05**	**0.05**	**2.6**	**1.0**	**0.2**	**0.01**	**0.7**	**5.0**	**5.0**	**NA**	**NA**	**15.0**
0142	4/8/1997	-0.1	-0.001	-0.01	-0.01	-0.01	-0.05	0.01	-0.1	-0.05	-0.001	-0.1	-0.0003	- 1.2	-0.2	-1	-1
0142	7/8/1997	-0.1	-0.001	-0.01	-0.01	-0.01	-0.05	0.01	-0.1	-0.05	-0.001	-0.1	-0.0003	- 1.5	-0.2	-1	-1
0142	10/7/1997	-0.1	-0.001	-0.01	-0.01	-0.01	0.05	0.02	-0.1	-0.05	-0.001	-0.1	0.001	- 1.2	-0.2	-1	-1
0142	1/15/1998	-0.1	-0.001	-0.01	-0.005	-0.01	-0.05	0.02	-0.1	-0.05	-0.001	-0.1	0.0006	- 2.8	-0.2	-1	-1
0142	4/7/1998	-0.1	-0.001	-0.01	-0.005	-0.01	-0.05	0.01	-0.1	-0.05	-0.001	-0.1	0.0008	- 1.9	-0.2	-1	-1
0142	7/7/1998	-0.1	0.001	-0.01	-0.005	-0.01	-0.05	0.01	-0.1	-0.05	-0.001	-0.1	0.0006	- 1.2	-0.2	-1	-1
0142	10/6/1998	-0.1	0.002	-0.01	-0.005	-0.01	-0.05	0.08	-0.1	-0.05	-0.001	-0.1	0.0051	- 2.1	-0.2	-1	-1
0142	1/5/1999	-0.1	0.002	-0.01	-0.005	-0.01	-0.05	0.21	0.14	-0.05	-0.001	-0.1	0.004	5.1	-0.2	-1	-1
0142	4/6/1999	-0.1	-0.001	-0.01	-0.005	-0.01	-0.05	0.01	-0.1	-0.05	-0.001	-0.1	0.0012	- 1.2	-0.2	-1	-1
0142	7/13/1999	-0.1	0.001	-0.01	-0.005	-0.01	-0.05	0.01	-0.1	-0.05	0.001	-0.1	0.0009	- 1.2	-0.2	-1	-1
0142	10/5/1999	-0.1	-0.001	-0.01	-0.005	-0.01	-0.05	0.03	-0.1	-0.05	-0.001	-0.1	0.0008	- 1.7	-0.2	-1	-1
0142	1/4/2000	-0.1	-0.001	-0.01	-0.005	-0.01	-0.05	0.1	0.14	-0.05	-0.001	-0.1	0.0077	3.9	-0.2	-1	2.5
0142	5/10/2000	1.18	-0.001	-0.01	-0.005	-0.01	-0.05	0.07	-0.1	-0.05	-0.001	-0.1	0.0013	- 1.2	-0.2	-1	-1
0142	7/10/2000	0.75	-0.001	-0.01	-0.005	-0.01	-0.05	0.07	-0.1	-0.05	-0.001	-0.1	0.0011	- 1.9	-0.2	-1	1.4
0142	10/2/2000	0.18	0.003	-0.01	-0.005	-0.01	-0.05	0.39	0.76	-0.05	-0.001	-0.1	0.0019	- 1.9	-0.2	-1	-1
0142	1/16/2001	0.2	0.001	-0.01	-0.005	-0.01	-0.05	0.04	-0.1	-0.05	-0.001	-0.1	0.0004	3.4	-0.2	-1	-1
0142	4/2/2001	0.1	0.002	-0.01	-0.005	-0.01	-0.05	0.04	-0.1	-0.05	-0.001	-0.1	-0.0003	- 1.2	-0.2	-1	-1
0142	7/16/2001	0.1	0.001	-0.01	-0.005	-0.01	-0.05	0.03	-0.1	-0.05	-0.001	-0.1	-0.0003	- 1.3	-0.2	-1	-1
0142	10/3/2001	-0.1	-0.001	-0.01	-0.005	-0.01	-0.05	0.03	-0.1	-0.05	-0.001	-0.1	-0.0003	- 1.5	-0.2	-1	-1
0142	1/7/2002	-0.1	-0.001	-0.01	-0.005	-0.01	-0.05	0.02	-0.1	-0.05	-0.001	-0.1	-0.0003	2.5	-0.2	-1	-1
0142	4/8/2002	-0.1	-0.001	-0.01	-0.005	-0.01	-0.05	0.02	-0.1	-0.05	-0.001	-0.1	-0.0003	- 1.3	-0.2	-1	-1
0142	7/15/2002	-0.1	-0.001	-0.01	-0.005	-0.01	-0.05	0.02	-0.1	-0.05	-0.001	-0.1	-0.0003	- 1.3	-0.2	-1	-1
0142	10/14/2002	-0.1	0.004	-0.01	-0.005	-0.01	-0.05	0.02	-0.1	-0.05	-0.001	-0.1	0.0003	- 1.8	-0.2	-1	-1

TABLE C.1
ZONE 1 DATA SUMMARY
1989-2002

Well Number	Date	Water Elevation (ft amsl)	Field pH (SU)	Lab pH (SU)	Lab TDS (mg/L)	Ca (mg/L)	Mg (mg/L)	Na (mg/L)	K (mg/L)	HCO3 (mg/L)	SO4 (mg/L)	Cl (mg/L)	NH4 as N (mg/L)	NO3 as N (mg/L)	Chloroform (mg/L)
NRC Standard		**NA**	**NA**	**NA**	**NA**	**NA**	**NA**	**NA**	**NA**	**NA**	**NA**	**NA**	**NA**	**NA**	**0.001**
EPA Standard		**NA**	**NA**	**NA**	**4,800**	**NA**	**NA**	**NA**	**NA**	**NA**	**2,125**	**250**	**NA**	**190**	**NA**
0142Dup	5/10/2000	6,780.70	8.32	8.26	1,110	27	12.2	307	3.1	239	611	18.5	0.25	-0.1	-0.001
0142Dup	7/10/2000	6,780.50	8.13	8.06	1,060	24	11.2	314	3.01	240	537	19.3	0.29	-0.1	-0.001

TABLE C.1
ZONE 1 DATA SUMMARY
1989-2002

Well Number	Date	Al (mg/L)	As (mg/L)	Be (mg/L)	Cd (mg/L)	Co (mg/L)	Pb (mg/L)	Mn (mg/L)	Mo (mg/L)	Ni (mg/L)	Se (mg/L)	V (mg/L)	U (mg/L)	Ra-226+ Ra-228 (pCi/L)	Th-230 (pCi/L)	Pb-210 (pCi/L)	Gross Alpha (pCi/L)
NRC Standard		**NA**	**0.05**	**0.05**	**0.01**	**NA**	**0.05**	**NA**	**NA**	**0.05**	**0.01**	**0.1**	**0.3**	**5.0**	**5.0**	**1.0**	**15.0**
EPA Standard		**5.0**	**0.05**	**0.017**	**0.01**	**0.05**	**0.05**	**2.6**	**1.0**	**0.2**	**0.01**	**0.7**	**5.0**	**5.0**	**NA**	**NA**	**15.0**
0142Dup	5/10/2000	0.7	-0.001	-0.01	-0.005	-0.01	-0.05	0.06	-0.1	-0.05	-0.001	-0.1	0.0012	- 1.7	-0.2	-1	-1
0142Dup	7/10/2000	0.39	-0.001	-0.01	-0.005	-0.01	-0.05	0.06	-0.1	-0.05	-0.001	-0.1	0.0024	- 1.7	-0.2	-1	1.4

TABLE C.1
ZONE 1 DATA SUMMARY
1989-2002

Well Number	Date	Water Elevation (ft amsl)	Field pH (SU)	Lab pH (SU)	Lab TDS (mg/L)	Ca (mg/L)	Mg (mg/L)	Na (mg/L)	K (mg/L)	HCO3 (mg/L)	SO4 (mg/L)	Cl (mg/L)	NH4 as N (mg/L)	NO3 as N (mg/L)	Chloroform (mg/L)
	NRC Standard	**NA**	**NA**	**NA**	**NA**	**NA**	**NA**	**NA**	**NA**	**NA**	**NA**	**NA**	**NA**	**NA**	**0.001**
	EPA Standard	**NA**	**NA**	**NA**	**4,800**	**NA**	**NA**	**NA**	**NA**	**NA**	**2,125**	**250**	**NA**	**190**	**NA**
0143	4/10/1989	6,759.50	7.9	7.8	954	34	17	260	3.3	210	521	16.8	0.38	0.43	-0.001
0143	7/22/1989	6,759.40	7.9	7.86	1,000	34	17	297	3.74	207	596	16.7	0.44	0.39	-0.001
0143	10/11/1989	6,759.70	7.8	7.98	1,022	31	16.6	285	4.8	220	541	16.8	0.37	0.29	-0.001
0143	1/3/1990	6,759.60	7.5	7.65	1,002	33	16.1	291	3.6	220	542	17.3	0.48	0.22	-0.001
0143	4/3/1990	6,759.50	7.7	7.8	1,042	34	17	280	3.7	232	503	19.7	0.57	0.37	-0.001
0143	7/2/1990	6,759.30	7.4	7.9	1,033	35	16.6	292	3.9	226	528	17.2	0.12	1.05	-0.001
0143	10/2/1990	6,759.30	7.5	7.77	1,051	32	19.9	281	4	212	591	17.4	0.1	2.08	-0.001
0143	1/3/1991	6,759.40	7.5	7.15	1,023	31	18.7	286	5.2	220	571	15.2	0.36	0.64	-0.001
0143	4/9/1991	6,759.40	7.5	8.26	944	29	16.2	270	3.7	223	558	16.7	0.3	0.25	-0.001
0143	7/16/1991	6,759.20	7.6	7.73	975	29	15.1	264	3.4	228	620	16.6	0.28	0.25	-0.001
0143	10/14/1991	6,760.90	7.5	7.9	1,007	25	13.1	279	3.1	230	533	23.4	0.11	0.06	-0.001
0143	1/14/1992	6,764.70	7.4	7.54	1,005	29	15.8	267	3.2	237	565	17.2	0.78	0.18	-0.001
0143	4/7/1992	6,766.60	7.5	7.18	964	27	16	321	3.7	237	523	16.9	0.31	-0.1	-0.001
0143	7/7/1992	6,766.90	7.6	7.56	1,019	28	15.7	334	3.89	238	543	16.2	0.53	-0.1	-0.001
0143	10/6/1992	6,768.00	7.8	7.86	999	31	15.9	284	1.7	236	524	15.5	0.23	-0.1	-0.001
0143	1/5/1993	6,769.00	7.8	8.14	1,098	30	14.7	281	2.5	239	558	9.5	0.34	-0.1	-0.001
0143	4/6/1993	6,769.80	7.7	8.07	965	26	12.8	299	2.2	239	495	16.1	0.28	-0.1	-0.001
0143	7/13/1993	6,770.30	7.7	7.07	932	29	14.2	278	2.7	243	494	16.5	-0.05	-0.1	-0.001
0143	10/6/1993	6,770.70	7.6	7.62	978	28	14.2	271	2.3	243	525	15.6	0.2	0.18	-0.001
0143	1/5/1994	6,771.40	7.7	7.73	953	28	14.3	274	2.5	224	517	18.6	0.32	0.1	-0.001
0143	4/13/1994	6,772.30	7.8	7.81	940	29	14.5	261	2.3	223	484	15.8	0.12	-0.1	-0.001
0143	7/20/1994	6,772.60	7.6	8.07	950	39	15.4	256	2.5	223	509	14.5	0.23	0.19	-0.001
0143	10/4/1994	6,773.20	7.6	8.09	927	33	16.4	285	3.1	245	525	16.2	0.23	0.16	-0.001
0143	1/4/1995	6,773.80	7.5	8.05	959	33	15.4	283	3.2	243	498	15.2	0.23	-0.1	-0.001
0143	4/6/1995	6,774.20	7.7	7.93	990	32	17	267	3.1	249	519	11.6	0.27	0.24	-0.001
0143	7/6/1995	6,774.40	7.6	8.32	995	31	15.6	269	3.1	238	495	15.5	0.14	-0.1	-0.001
0143	10/3/1995	6,774.90	7.3	8.35	994	31	15.8	266	3.1	241	486	14.2	0.22	0.11	-0.001
0143	1/3/1996	6,775.50	8	8.05	971	29	15.3	272	3	244	489	13.9	0.2	0.13	-0.001
0143	4/2/1996	6,775.80	7.5	8.41	958	33	16.7	257	3.3	244	519	16.9	0.33	0.14	-0.001
0143	7/7/1996	6,776.00	7.5	7.77	964	30	15.3	260	3.1	240	468	14.3	0.37	0.21	-0.001
0143	10/1/1996	6,776.30	7.2	8.13	975	31	15.9	275	3.2	240	488	17.8	0.36	0.1	-0.001
0143	1/21/1997	6,777.00	6.5	7.89	994	32	16.5	283	3.3	244	498	14.4	0.32	-0.1	-0.001

TAB C.1
ZONE 1 DATA SUMMARY
1989-2002

Well Number	Date	Al (mg/L)	As (mg/L)	Be (mg/L)	Cd (mg/L)	Co (mg/L)	Pb (mg/L)	Mn (mg/L)	Mo (mg/L)	Ni (mg/L)	Se (mg/L)	V (mg/L)	U (mg/L)	Ra-226+ Ra-228 (pCi/L)	Th-230 (pCi/L)	Pb-210 (pCi/L)	Gross Alpha (pCi/L)
NRC Standard		NA	0.05	0.05	0.01	NA	0.05	NA	NA	0.05	0.01	0.1	0.3	5.0	5.0	1.0	15.0
EPA Standard		5.0	0.05	0.017	0.01	0.05	0.05	2.6	1.0	0.2	0.01	0.7	5.0	5.0	NA	NA	15.0
0143	4/10/1989		-0.001	-0.05	-0.005		-0.05	0.03		-0.05	-0.001	-0.1	0.0041	- 1.2	-0.2	-1	3.4
0143	7/22/1989	-0.1	0.002	-0.05	-0.01	-0.01	-0.05	0.04	-0.1	-0.05	0.001	-0.1	0.0034	- 1.7	3	-1	1.4
0143	10/11/1989	-0.1	0.001	-0.05	-0.01	-0.01	-0.05	0.04	0.11	-0.05	0.001	-0.1	0.006	2.7	0.9	-1	3.2
0143	1/3/1990	-0.1	0.001	-0.05	-0.01	-0.01	-0.05	0.04	0.01	-0.05	0.001	-0.1	0.006	- 2.4	-0.2	2.1	4
0143	4/3/1990	-0.1	0.002	-0.05	-0.01	0.01	-0.05	0.06	-0.1	-0.05	-0.001	-0.1	0.0681	- 1.8	-0.2	-1	1.3
0143	7/2/1990	-0.1	0.002	-0.05	-0.01	-0.01	-0.05	0.04	-0.1	-0.05	-0.001	-0.1	0.0068	- 1.6	-0.2	-1	-1
0143	10/2/1990	-0.1	0.002	-0.05	-0.01	-0.01	-0.05	0.04	-0.1	-0.05	-0.001	-0.1	0.006	- 1.3	-0.2	-1	-1
0143	1/3/1991	-0.1	0.001	-0.01	0.01	-0.01	-0.05	0.04	-0.1	-0.05	-0.001	-0.1	0.0057	- 1.9	-0.2	-1	-1
0143	4/9/1991	-0.1	0.001	-0.01	-0.01	-0.01	-0.05	0.02	-0.1	-0.05	-0.001	-0.1	0.002	- 1.9	-0.2	-1	-1
0143	7/16/1991	-0.1	0.001	-0.01	-0.01	-0.01	-0.05	0.03	-0.1	-0.05	-0.001	-0.1	-0.0003	- 1.2	-0.2	-1	-1
0143	10/14/1991	-0.1	0.001	-0.01	-0.01	-0.01	-0.05	0.03	-0.1	-0.05	-0.001	-0.1	0.003	- 1.2	-0.2	-1	-1
0143	1/14/1992	-0.1	-0.001	-0.01	-0.01	-0.01	-0.05	0.01	0.1	-0.05	-0.001	-0.1	0.007	- 1.2	-0.2	-1	-1
0143	4/7/1992	-0.1	0.003	-0.01	-0.01	-0.01	-0.05	0.02	0.1	-0.05	-0.001	-0.1	0.006	- 2.0	-0.2	-1	-1
0143	7/7/1992	-0.1	0.001	-0.01	-0.01	-0.01	-0.05	0.02	-0.1	-0.05	0.001	-0.1	0.008	- 1.2	-0.2	-1	-1
0143	10/6/1992	-0.1	0.001	-0.01	-0.01	-0.01	-0.05	0.02	-0.1	-0.05	0.001	-0.1	0.017	4.0	-0.2	-1	-1
0143	1/5/1993	-0.1	0.004	-0.01	-0.01	-0.01	-0.05	0.02	-0.1	-0.05	0.007	-0.1	0.006	- 1.4	-0.2	-1	-1
0143	4/6/1993	-0.1	-0.001	-0.01	-0.01	-0.01	-0.05	0.03	-0.1	-0.05	-0.001	-0.1	0.004	2.0	-0.2	2.2	-1
0143	7/13/1993	-0.1	-0.001	-0.01	-0.01	-0.01	-0.05	0.03	-0.1	-0.05	-0.001	-0.1	0.003	2.0	-0.2	-1	-1
0143	10/6/1993	-0.1	-0.001	-0.01	-0.01	-0.01	-0.05	0.02	-0.1	-0.05	-0.001	-0.1	0.001	- 1.7	-0.2	-1	-1
0143	1/5/1994	-0.1	-0.001	-0.01	-0.01	-0.01	-0.05	0.03	-0.1	-0.05	-0.001	-0.1	0.001	- 1.3	-0.2	1.4	-1
0143	4/13/1994	-0.1	-0.001	-0.01	-0.01	-0.01	-0.05	0.02	-0.1	-0.05	-0.001	-0.1	-0.0003	3.3	-0.2	-1	4.7
0143	7/20/1994	-0.1	-0.001	-0.01	-0.01	-0.01	-0.05	0.03	-0.1	-0.05	-0.001	-0.1	0.002	- 2.0	-0.2	-1	1.2
0143	10/4/1994	-0.1	-0.001	-0.01	-0.01	-0.01	-0.05	0.04	-0.1	-0.05	-0.001	-0.1	0.002	- 1.7	-0.2	-1	-1
0143	1/4/1995	-0.1	-0.001	-0.01	-0.01	-0.01	-0.05	-0.02	-0.1	-0.05	-0.001	-0.1	0.002	- 1.8	-0.2	-1	-1
0143	4/6/1995	-0.1	-0.001	-0.01	-0.01	-0.01	-0.05	-0.02	-0.1	-0.05	-0.001	-0.1	0.002	- 1.2	-0.2	1.5	-1
0143	7/6/1995	-0.1	-0.001	-0.01	-0.01	-0.01	-0.05	-0.03	-0.1	-0.05	0.001	-0.1	-0.0003	- 1.5	-0.2	-1	-1
0143	10/3/1995	-0.1	0.004	-0.01	-0.01	-0.01	-0.05	0.02	-0.1	-0.05	-0.001	-0.1	0.0018	1.6	-0.2	-1	-1
0143	1/3/1996	-0.1	0.001	-0.01	-0.01	-0.01	-0.05	0.02	-0.1	-0.05	-0.001	-0.1	0.0014	3.5	0.4	1	2.1
0143	4/2/1996	-0.1	-0.001	-0.01	-0.01	-0.01	-0.05	0.02	-0.1	0.19	-0.001	-0.1	-0.0003	- 1.5	-0.2	-1	-1
0143	7/7/1996	-0.1	-0.001	-0.01	-0.01	-0.01	-0.05	0.02	-0.1	-0.05	-0.001	-0.1	0.002	- 1.2	-0.2	-1	3.8
0143	10/1/1996	-0.1	-0.001	-0.01	-0.01	-0.01	-0.05	0.02	-0.1	-0.05	0.003	-0.1	-0.0003	- 1.5	-0.2	-1	-1
0143	1/21/1997	-0.1	-0.001	-0.01	-0.01	-0.01	-0.05	0.01	-0.1	-0.05	-0.001	-0.1	0.001	- 1.6	-0.2	-1	-1

TABLE 1
ZONE 1 DATA SUMMARY
1989-2002

Well Number	Date	Water Elevation (ft amsl)	Field pH (SU)	Lab pH (SU)	Lab TDS (mg/L)	Ca (mg/L)	Mg (mg/L)	Na (mg/L)	K (mg/L)	HCO3 (mg/L)	SO4 (mg/L)	Cl (mg/L)	NH4 as N (mg/L)	NO3 as N (mg/L)	Chloroform (mg/L)
	NRC Standard	**NA**	**NA**	**NA**	**NA**	**NA**	**NA**	**NA**	**NA**	**NA**	**NA**	**NA**	**NA**	**NA**	**0.001**
	EPA Standard	**NA**	**NA**	**NA**	**4,800**	**NA**	**NA**	**NA**	**NA**	**NA**	**2,125**	**250**	**NA**	**190**	**NA**
0143	4/8/1997	6,777.00	6.8	8.24	938	30	15.3	265	3.1	244	484	14.4	0.24	0.15	-0.001
0143	7/8/1997	6,777.00	8	8.32	943	33	16.6	278	3.3	238	517	16.9	0.27	0.11	-0.001
0143	10/7/1997	6,777.30	7.6	8.15	975	33	16.8	266	3.2	246	505	12.6	0.21	0.11	-0.001
0143	1/15/1998	6,776.90	7.8	8.3	974	36	18	272	3.5	245	542	17.8	0.16	0.27	-0.001
0143	4/7/1998	6,778.00	7.8	8.21	980	30	15.6	263	3.1	243	486	14.8	0.14	0.15	-0.001
0143	7/7/1998	6,778.10	8	8.23	953	32	16.9	276	3.4	226	460	14.5	0.29	0.11	-0.001
0143	10/6/1998	6,778.40	7.51	8.41	986	31	15.7	276	3.7	245	526	16	1	0.35	-0.001
0143	1/5/1999	6,778.50	7.9	8.2	979	31	14.5	268	3.8	254	509	16.1	0.13	0.13	-0.001
0143	4/6/1999	6,779.10	8	8.09	975	31	16.5	267	3.3	240	477	18.5	0.28	0.15	-0.001
0143	7/13/1999	6,778.79	6.8	8.24	857	33	18	284	4	247	517	13.9	0.33	-0.1	-0.001
0143	10/5/1999	6,779.00	7.52	8.08	953	28	15.6	257	3	235	457	16.4	0.32	-0.1	-0.001
0143	1/4/2000	6,779.90	7.8	8.41	998	36	19.4	272	5.4	242	528	22.8	0.33	0.24	-0.001

TABLE C.1
ZONE 1 DATA SUMMARY
1989-2002

Well Number	Date	Al (mg/L)	As (mg/L)	Be (mg/L)	Cd (mg/L)	Co (mg/L)	Pb (mg/L)	Mn (mg/L)	Mo (mg/L)	Ni (mg/L)	Se (mg/L)	V (mg/L)	U (mg/L)	Ra-226+ Ra-228 (pCi/L)	Th-230 (pCi/L)	Pb-210 (pCi/L)	Gross Alpha (pCi/L)
NRC Standard		**NA**	**0.05**	**0.05**	**0.01**	**NA**	**0.05**	**NA**	**NA**	**0.05**	**0.01**	**0.1**	**0.3**	**5.0**	**5.0**	**1.0**	**15.0**
EPA Standard		**5.0**	**0.05**	**0.017**	**0.01**	**0.05**	**0.05**	**2.6**	**1.0**	**0.2**	**0.01**	**0.7**	**5.0**	**5.0**	**NA**	**NA**	**15.0**
0143	4/8/1997	-0.1	-0.001	-0.01	-0.01	-0.01	-0.05	0.02	-0.1	-0.05	-0.001	-0.1	-0.0003	- 1.2	-0.2	-1	-1
0143	7/8/1997	-0.1	-0.001	-0.01	-0.01	-0.01	-0.05	0.02	-0.1	-0.05	-0.001	-0.1	0.0009	- 1.2	-0.2	-1	-1
0143	10/7/1997	-0.1	-0.001	-0.01	-0.01	0.01	-0.05	0.03	-0.1	-0.05	-0.001	-0.1	-0.0003	- 1.2	-0.2	-1	-1
0143	1/15/1998	-0.1	-0.001	-0.01	-0.005	-0.01	-0.05	-0.01	-0.1	-0.05	-0.001	-0.1	0.0013	- 1.2	-0.2	-1	-1
0143	4/7/1998	-0.1	0.001	-0.01	-0.005	-0.01	-0.05	0.02	-0.1	-0.05	-0.001	-0.1	0.0015	- 1.2	-0.2	-1	-1
0143	7/7/1998	-0.1	0.001	-0.01	-0.005	-0.01	-0.05	0.02	-0.1	-0.05	-0.001	-0.1	0.0009	- 1.2	-0.2	-1	-1
0143	10/6/1998	-0.1	0.006	-0.01	-0.005	-0.01	-0.05	0.1	-0.1	-0.05	-0.001	-0.1	0.0081	- 1.6	-0.2	-1	-1
0143	1/5/1999	-0.1	0.004	-0.01	-0.005	-0.01	-0.05	0.09	-0.1	-0.05	-0.001	-0.1	0.0148	- 1.2	-0.2	-1	-1
0143	4/6/1999	-0.1	-0.001	-0.01	-0.005	-0.01	-0.05	0.02	-0.1	-0.05	-0.001	-0.1	0.0014	- 1.9	-0.2	-1	-1
0143	7/13/1999	-0.1	-0.001	-0.01	-0.005	-0.01	-0.05	0.02	-0.1	-0.05	-0.001	-0.1	0.0011	- 1.2	-0.2	-1	-1
0143	10/5/1999	-0.1	-0.001	-0.01	-0.005	-0.01	-0.05	0.03	-0.1	-0.05	-0.001	-0.1	0.001	- 1.3	-0.2	-1	-1
0143	1/4/2000	-0.1	0.001	-0.01	-0.005	-0.01	-0.05	0.06	-0.1	-0.05	0.001	-0.1	0.0047	- 3.0	-0.2	-1	3.1

TABLE C.1
ZONE 1 DATA SUMMARY
1989-2002

Well Number	Date	Water Elevation (ft amsl)	Field pH (SU)	Lab pH (SU)	Lab TDS (mg/L)	Ca (mg/L)	Mg (mg/L)	Na (mg/L)	K (mg/L)	HCO3 (mg/L)	SO4 (mg/L)	Cl (mg/L)	NH4 as N (mg/L)	NO3 as N (mg/L)	Chloroform (mg/L)
	NRC Standard	**NA**	**NA**	**NA**	**NA**	**NA**	**NA**	**NA**	**NA**	**NA**	**NA**	**NA**	**NA**	**NA**	**0.001**
	EPA Standard	**NA**	**NA**	**NA**	**4,800**	**NA**	**NA**	**NA**	**NA**	**NA**	**2,125**	**250**	**NA**	**190**	**NA**
0515 A	4/3/1989	6,920.20	4.3	3.95	7,146	485	818	298	11.3	0	4,955	46.1	1.16	75	0.0045
0515 A	7/23/1989	6,920.50	4.5	4.63	7,411	482	871	340	12.6	18	4,982	52.5	0.39	86	0.014
0515 A	10/12/1989	6,920.80	4.7	4.6	7,650	439	861	328	15.8	4	4,583	77.8	0.39	84	0.012
0515 A	1/10/1990	6,919.60	4	3.94	9,350	449	1017	335	13.7	0	6,227	36.8	3.79	52	0.0084
0515 A	4/5/1990	6,918.80	3.9	3.98	9,405	451	1073	331	13.3	0	6,237	30.8	3.25	55	0.0118
0515 A	7/3/1990	6,918.10	4	4.18	9,187	435	941	320	12.7	0	6,084	59.4	0.67	54.2	0.0224
0515 A	10/3/1990	6,917.80	4.4	4.32	9,021	440	992	390	15.7	0	5,728	82.6	0.17	51.6	0.0254
0515 A	1/15/1991	6,916.90	4.4	4.31	9,290	523	1146	407	16.7	0	6,476	68.5	0.65	58.5	0.042
0515 A	4/3/1991	6,916.60	4.6	4.88	9,254	459	1159	387	12.9	16	5,627	83	0.31	41.4	0.0753
0515 A	7/17/1991	6,916.50	4.5	4.6	8,966	486	940	342	13.2	12	6,653	83.5	0.79	38.6	0.0384
0515 A	10/15/1991	6,916.20	4.8	4.92	9,118	410	749	453	15	10	5,832	108	-0.05	19.9	0.102
0515 A	1/15/1992	6,916.10	4.5	4.61	9,035	409	814	396	12.6	17	5,854	90.3	0.18	26.5	0.019
0515 A	4/8/1992	6,916.20	4.3	5.3	9,087	430	723	416	14.5	20	5,710	130	1.23	19.2	0.024
0515 A	7/8/1992	6,915.80	4.3	4.78	8,447	438	687	511	17.7	5	5,892	109	1.78	31	0.063
0515 A	10/7/1992	6,915.70	4.6	4.1	8,989	450	953	470	19.4	0	6,028	78.2	0.43	15.1	0.0482
0515 A	1/6/1993	6,915.60	5.3	4.98	7,144	415	776	384	13	19	4,980	145	0.71	21.8	0.102
0515 A	4/6/1993	6,915.60	4.7	4.55	8,962	389	863	471	12.5	3	5,942	150	0.35	27.1	0.089
0515 A	7/13/1993	6,915.00	5	4.6	8,790	449	1088	458	14	7	5,755	195	1.14	29.3	0.133
0515 A	10/6/1993	6,914.80	6	6.22	8,235	454	1038	479	12.6	554	5,500	225	0.94	38	0.255
0515 A	1/6/1994	6,914.70	5.5	6.13	8,633	436	862	478	11.3	373	5,042	227	2.18	45.7	0.315
0515 A	4/12/1994	6,914.40	5.7	5.98	8,306	433	868	440	11.3	183	5,305	223	2.17	51.9	0.277
0515 A	7/20/1994	6,913.90	5.6	6.91	8,197	483	902	419	12.5	206	5,157	195	0.97	45.6	0.271
0515 A	10/4/1994	6,914.00	5.6	6.62	8,173	496	924	493	12.6	260	5,276	236	1.64	51.8	0.241
0515 A	1/4/1995	6,913.70	5.5	6.69	8,234	485	945	443	14.1	266	5,293	212	1.42	49	0.213
0515 A	4/4/1995	6,913.40	5.6	5.91	7,657	488	802	488	14.1	185	5,196	240	2	58.5	0.182
0515 A	7/6/1995	6,912.90	5.8	7.09	8,297	475	926	449	13.1	315	5,060	236	3.99	49.7	0.181
0515 A	10/3/1995	6,912.90	5.8	7.16	8,311	490	928	477	13	421	5,042	253	6.81	53.3	0.000264
0515 A	1/3/1996	6,912.70	5.8	6.43	8,017	450	876	468	13.5	475	4,830	252	5.6	56.9	0.236
0515 A	4/2/1996	6,912.40	6	7.53	8,300	506	997	457	14	392	5,360	279	6.57	61	0.000247
0515 A	7/7/1996	6,912.20	5.3	5.94	8,117	447	853	426	13.6	210	4,670	250	1.76	54.7	0.000211
0515 A	10/1/1996	6,912.00	5.7	6.58	8,270	441	910	457	14.5	342	4,834	268	6.97	53.5	0.238
0515 A	1/21/1997	6,911.90	5.6	6.77	8,110	449	979	455	15	428	5,140	253	8.03	46.8	0.239

TABLE C.1
ZONE 1 DATA SUMMARY
1989-2002

Well Number	Date	Al (mg/L)	As (mg/L)	Be (mg/L)	Cd (mg/L)	Co (mg/L)	Pb (mg/L)	Mn (mg/L)	Mo (mg/L)	Ni (mg/L)	Se (mg/L)	V (mg/L)	U (mg/L)	Ra-226+ Ra-228 (pCi/L)	Th-230 (pCi/L)	Pb-210 (pCi/L)	Gross Alpha (pCi/L)
NRC Standard		NA	0.05	0.05	0.01	NA	0.05	NA	NA	0.05	0.01	0.1	0.3	5.0	5.0	1.0	15.0
EPA Standard		5.0	0.05	0.017	0.01	0.05	0.05	2.6	1.0	0.2	0.01	0.7	5.0	5.0	NA	NA	15.0
0515 A	4/3/1989		-0.001	-0.05	0.016		-0.05	11		0.23	0.02	-0.1	0.0028	21.0	9.2	1.4	13.6
0515 A	7/23/1989	12	-0.001	-0.05	-0.01	0.07	-0.05	7.7	-0.1	0.26	-0.001	-0.1	0.0029	15.7	-0.2	3	23.1
0515 A	10/12/1989	15	-0.001	-0.05	-0.01	0.09	-0.05	8.5	-0.01	0.26	0.019	-0.1	0.004	- 4.2	-0.2	1.6	3.9
0515 A	1/10/1990	110	-0.001	-0.05	-0.01	0.26	-0.05	23	-0.1	0.37	-0.001	-0.1	0.01	14.9	1.7	3.5	9.7
0515 A	4/5/1990	150	-0.001	-0.05	-0.01	0.31	-0.05	24	-0.1	0.46	-0.001	-0.1	0.008	10.4	1.8	2.2	7.3
0515 A	7/3/1990	110	-0.001	-0.05	-0.01	0.18	-0.05	17.6	-0.1	0.35	-0.001	-0.1	0.0107	13.1	-0.2	-1	7
0515 A	10/3/1990	75.6	-0.001	-0.05	-0.01	0.17	-0.05	12.8	-0.1	0.31	-0.001	-0.1	0.005	11.6	-0.2	-1	4
0515 A	1/15/1991	48.4	-0.001	0.01	0.01	0.16	-0.05	11.6	-0.1	0.32	-0.001	-0.1	0.007	12.4	-0.2	-1	5.7
0515 A	4/3/1991	60.7	-0.001	-0.01	-0.01	0.11	-0.05	7.1	-0.1	0.2	-0.001	-0.1	0.003	13.3	-0.2	2	6
0515 A	7/17/1991	45.8	-0.001	0.02	-0.01	0.24	-0.05	14.7	-0.1	0.3	-0.001	-0.1	0.011	6.2	-0.2	-1	3
0515 A	10/15/1991	3.3	-0.001	-0.01	-0.01	0.22	-0.05	14.4	-0.1	0.19	-0.001	-0.1	0.02	11.4	-0.2	-1	3
0515 A	1/15/1992	26.6	-0.001	0.02	-0.01	0.02	-0.05	15.5	-0.1	0.31	0.01	-0.1	0.012	7.0	-0.2	4.2	3
0515 A	4/8/1992	16.2	0.003	0.01	-0.01	0.19	-0.05	13.6	-0.1	0.27	0.01	-0.1	0.013	9.8	-0.2	-1	3.6
0515 A	7/8/1992	21	0.001	-0.01	-0.01	0.19	-0.05	15.7	-0.1	0.26	0.001	-0.1	0.02	14.2	-0.2	1.6	3.7
0515 A	10/7/1992	48.8	-0.001	-0.01	-0.01	0.28	-0.05	18.7	-0.1	0.38	-0.001	-0.1	0.02	12.6	-0.2	-1	5.9
0515 A	1/6/1993	10.2	-0.001	0.01	-0.01	0.21	-0.05	14.2	-0.1	0.34	0.004	-0.1	0.015	12.4	-0.2	-1	5.9
0515 A	4/6/1993	35.6	-0.001	0.013	-0.01	0.26	-0.05	18.8	-0.1	0.37	0.001	-0.1	0.015	12.4	-0.2	4.4	3.6
0515 A	7/13/1993	5.73	-0.001	-0.01	-0.01	0.2	-0.05	14	-0.1	0.28	-0.001	-0.1	0.012	9.1	-0.2	2.9	3.4
0515 A	10/6/1993	1.87	-0.001	-0.01	-0.01	0.13	-0.05	9.81	-0.1	0.27	-0.001	-0.1	0.004	10.5	-0.2	2.6	3.9
0515 A	1/6/1994	2.92	-0.001	-0.01	-0.01	0.15	-0.05	12.1	-0.1	0.26	-0.001	-0.1	0.004	8.2	-0.2	-1	10.6
0515 A	4/12/1994	1.51	-0.001	-0.01	-0.01	-0.01	-0.05	10.6	-0.1	0.21	0.001	-0.1	0.03	- 5.8	-0.2	3.9	5
0515 A	7/20/1994	1.42	-0.001	-0.01	-0.01	0.18	-0.05	11.4	-0.1	0.25	0.001	-0.1	0.002	13.5	-0.2	-1	24.2
0515 A	10/4/1994	2.45	-0.001	-0.01	-0.01	0.16	-0.05	15.3	-0.1	0.31	-0.001	-0.1	0.003	10.3	-0.2	1	12.3
0515 A	1/4/1995	1.7	-0.001	-0.01	-0.01	0.11	-0.05	10.2	-0.1	0.42	-0.001	-0.1	0.004	10.9	-0.2	-1	13.4
0515 A	4/4/1995	2.04	-0.001	-0.01	-0.01	0.13	-0.05	11	-0.1	0.15	-0.001	-0.1	0.002	12.2	-0.2	2.9	16.1
0515 A	7/6/1995	0.25	-0.001	-0.01	-0.01	0.02	-0.05	2.52	-0.1	-0.05	0.002	-0.1	0.0044	7.2	0.3	-1	16.1
0515 A	10/3/1995	0.65	0.002	-0.01	-0.01	0.07	-0.05	11.1	-0.1	0.13	-0.001	-0.1	0.0057	- 4.6	-0.2	-1	13.6
0515 A	1/3/1996	-0.1	-0.001	-0.01	-0.01	-0.01	-0.05	11.4	-0.1	0.14	-0.001	-0.1	0.0038	6.5	0.8	-1	7.4
0515 A	4/2/1996	0.6	-0.001	-0.01	-0.01	0.08	-0.05	11.8	-0.1	0.14	-0.001	-0.1	-0.0003	6.3	-0.2	-1	5.4
0515 A	7/7/1996	1.42	-0.001	-0.01	-0.01	0.11	-0.05	12.9	-0.1	0.17	-0.001	-0.1	0.0023	- 3.6	-0.2	-1	3.4
0515 A	10/1/1996	0.85	-0.001	-0.01	-0.01	0.08	-0.05	13.2	-0.1	0.15	0.002	-0.1	0.0028	7.5	-0.2	-1	3.8
0515 A	1/21/1997	0.97	-0.001	-0.01	-0.01	0.07	-0.05	12.2	-0.1	0.14	-0.001	-0.1	0.004	6.5	-0.2	-1	2.5

TABLE 6.1
ZONE 1 DATA SUMMARY
1989-2002

Well Number	Date	Water Elevation (ft amsl)	Field pH (SU)	Lab pH (SU)	Lab TDS (mg/L)	Ca (mg/L)	Mg (mg/L)	Na (mg/L)	K (mg/L)	HCO3 (mg/L)	SO4 (mg/L)	Cl (mg/L)	NH4 as N (mg/L)	NO3 as N (mg/L)	Chloroform (mg/L)
	NRC Standard	**NA**	**NA**	**NA**	**NA**	**NA**	**NA**	**NA**	**NA**	**NA**	**NA**	**NA**	**NA**	**NA**	**0.001**
	EPA Standard	**NA**	**NA**	**NA**	**4,800**	**NA**	**NA**	**NA**	**NA**	**NA**	**2,125**	**250**	**NA**	**190**	**NA**
0515 A	4/8/1997	6,911.70	5.5	7.37	8,220	456	865	449	15	331	4,388	294	6.41	58.5	0.23
0515 A	7/8/1997	6,911.20	6.4	6.75	8,260	502	950	466	15.1	296	5,130	300	5.39	57.9	0.238
0515 A	10/7/1997	6,911.20	5.5	6.71	8,200	490	906	450	14.6	254	4,790	255	6.04	56.4	0.242
0515 A	1/15/1998	6,911.00	5.7	6.8	8,040	455	860	439	14.7	228	4,800	287	10.4	64.8	0.262
0515 A	4/7/1998	6,911.00	5.5	7.14	8,190	429	821	444	14.1	276	4,420	257	6.47	58.9	0.236
0515 A	7/7/1998	6,910.90	5.8	7.61	8,170	481	912	456	14.5	291	4,500	291	6.9	63.9	0.27
0515 A	10/6/1998	6,910.50	5.69	7.32	8,170	465	910	468	15.5	317	5,000	286	3.89	70.5	
0515 A	1/5/1999	6,910.00	5.7	7.18	8,200	412	867	410	14.2	306	4,900	287	6.47	57.4	0.21
0515 A	4/6/1999	6,910.10	5.5	6.59	8,130	444	889	404	13.7	292	4,600	286	6.52	57.8	0.19
0515 A	7/13/1999	6,909.88	5.7	7.42	7,930	486	938	440	18	272	4,800	254	4.52	62.6	0.172
0515 A	10/5/1999	6,910.00	5.36	7.27	7,950	526	1040	423	14.6	253	5,440	272	6.64	55.6	0.183
0515 A	1/4/2000	6,910.40	5.5	7.14	7,720	414	810	338	13.7	222	4,150	221	3.59	65.1	0.171
0515 A	5/10/2000	6,910.60	5.5	7.01	8,080	437	871	437	13.6	356	4,440	261	9.79	62.8	0.198
0515 A	7/11/2000	6,910.30	5.45	6.5	7,740	458	866	428	13.4	242	4,460	239	4.19	86.5	0.154
0515 A	10/3/2000	6,910.40	5.47	6.7	7,550	456	906	432	16.2	228	5,060	236	2.56	70.1	0.181
0515 A	1/10/2001	6,910.40	5.62	6.61	7,610	440	816	364	12.9	222	4,410	258	2.76	66.4	0.141
0515 A	4/3/2001	6,910.30	5.85	6.54	7,580	512	929	373	12.3	225	4,640	247	2.85	68.5	0.148
0515 A	7/17/2001	6,909.90	5.94	5.96	7,770	420	810	421	14.1	225	4,010	260	2.62	70.9	0.16
0515 A	10/2/2001	6,910.00	5.44	6.6	7,780	430	820	351	14	217	4,000	327	2	66.5	0.165
0515 A	1/14/2002	6,909.85	6.56	6.3	7,680	501	887	349	14.6	212	4,410	305	2.07	60.5	0.149
0515 A	4/2/2002	6,910.00	5.41	6.57	7,670	492	855	412	15.2	214	4,790	279	1.75	61.9	0.162
0515 A	7/10/2002	6,909.30	7.25	6.33	7,750	470	850	401	13.4	211	4,420	250	2.39	61.5	0.162
0515 A	10/9/2002	6,910.87	6.54	6.61	6,900	428	778	386	12.5	210	4,270	228	2.95	63	0.203

TABLE C.1
ZONE 1 DATA SUMMARY
1989-2002

Well Number	Date	Al (mg/L)	As (mg/L)	Be (mg/L)	Cd (mg/L)	Co (mg/L)	Pb (mg/L)	Mn (mg/L)	Mo (mg/L)	Ni (mg/L)	Se (mg/L)	V (mg/L)	U (mg/L)	Ra-226+ Ra-228 (pCi/L)	Th-230 (pCi/L)	Pb-210 (pCi/L)	Gross Alpha (pCi/L)
NRC Standard		**NA**	**0.05**	**0.05**	**0.01**	**NA**	**0.05**	**NA**	**NA**	**0.05**	**0.01**	**0.1**	**0.3**	**5.0**	**5.0**	**1.0**	**15.0**
EPA Standard		**5.0**	**0.05**	**0.017**	**0.01**	**0.05**	**0.05**	**2.6**	**1.0**	**0.2**	**0.01**	**0.7**	**5.0**	**5.0**	**NA**	**NA**	**15.0**
0515 A	4/8/1997	0.75	-0.001	-0.01	-0.01	0.07	-0.05	12.1	-0.1	0.15	0.069	-0.1	0.0019	9.4	-0.2	-1	13
0515 A	7/8/1997	1.27	-0.001	-0.01	-0.01	0.09	-0.05	14.6	-0.1	0.15	-0.001	-0.1	0.003	5.3	-0.2	-1	2.2
0515 A	10/7/1997	0.98	-0.001	-0.01	-0.01	0.08	-0.05	12.9	-0.1	0.17	-0.001	-0.1	0.003	- 3.1	-0.2	-1	3.2
0515 A	1/15/1998	2	-0.001	-0.01	-0.005	0.1	-0.05	15.6	-0.1	0.19	-0.001	-0.1	0.0025	7.1	-0.2	-1	2.4
0515 A	4/7/1998	0.78	-0.001	-0.01	-0.005	0.08	-0.05	12.1	-0.1	0.17	-0.001	-0.1	0.0034	6.2	-0.2	-1	4.1
0515 A	7/7/1998	0.87	-0.001	-0.01	-0.005	0.07	-0.05	13.9	-0.1	0.15	-0.001	-0.1	0.0031	7.1	-0.2	-1	3.8
0515 A	10/6/1998	0.51	-0.001	-0.01	-0.005	0.06	-0.05	11.8	-0.1	0.15	-0.001	-0.1	0.0049	3.5	-0.2	2.8	210
0515 A	1/5/1999	0.69	-0.001	-0.01	0.011	0.05	-0.05	12.3	-0.1	0.12	-0.001	-0.1	0.0035	6.1	-0.2	2.5	2.5
0515 A	4/6/1999	0.86	-0.001	-0.01	0.006	0.07	-0.05	13.6	-0.1	0.15	-0.001	-0.1	0.0029	8.2	-0.2	3.1	3.1
0515 A	7/13/1999	0.4	-0.001	-0.01	0.006	0.05	-0.05	13.6	-0.1	0.13	-0.001	-0.1	0.0036	5.2	-0.2	2	2
0515 A	10/5/1999	1.02	-0.001	-0.01	0.008	0.07	-0.05	16.6	-0.1	0.15	-0.001	-0.1	0.0023	- 3.4	-0.2	-1	4.7
0515 A	1/4/2000	1.22	-0.001	-0.01	0.006	0.08	-0.05	14	-0.1	0.22	-0.001	-0.1	0.0025	7.4	-0.2	-1	3.7
0515 A	5/10/2000	2.44	-0.001	-0.01	-0.005	0.06	-0.05	11.8	-0.1	0.18	-0.001	-0.1	0.0036	6.2	-0.2	-1	12
0515 A	7/11/2000	2.11	-0.001	-0.01	-0.005	0.09	-0.05	14.6	-0.1	0.19	-0.001	-0.1	0.0021	5.6	-0.2	-1	4.6
0515 A	10/3/2000	2.08	-0.001	-0.01	-0.005	0.07	-0.05	11.6	-0.1	0.15	-0.001	-0.1	0.0019	8.7	-0.2	-1	5.1
0515 A	1/10/2001	2.7	-0.001	-0.01	-0.005	0.08	-0.05	12.5	-0.1	0.22	-0.001	-0.1	0.0017	8.9	-0.2	-1	3.4
0515 A	4/3/2001	2.9	-0.001	-0.01	-0.005	0.1	-0.05	13.3	-0.1	0.25	-0.001	-0.1	0.0011	- 3.7	-0.2	-1	3.1
0515 A	7/17/2001	2.89	-0.001	-0.01	-0.005	0.09	-0.05	13.9	-0.1	0.24	-0.001	-0.1	0.001	9.1	-0.2	-1	4.1
0515 A	10/2/2001	2.29	-0.001	-0.01	-0.005	0.07	-0.05	13.4	-0.1	0.11	-0.001	-0.1	0.0009	7.6	-0.2	-1	6.3
0515 A	1/14/2002	3	0.002	-0.01	-0.005	0.1	-0.05	15.8	-0.1	0.26	-0.001	-0.1	0.0011	9.8	-0.2	-1	3.5
0515 A	4/2/2002	2.9	-0.001	-0.01	-0.005	0.09	-0.05	15.3	-0.1	0.23	-0.001	-0.1	0.0009	6.3	-0.2	-1	6
0515 A	7/10/2002	2.4	-0.001	-0.01	-0.005	0.09	-0.05	12.4	-0.1	0.18	-0.001	-0.1	0.0013	10.4	-0.2	-1	8
0515 A	10/9/2002	3.1	-0.001	-0.01	-0.005	0.08	-0.05	13.3	-0.1	0.2	-0.001	-0.1	0.002	6.6	-0.2	-1	9.3

TABLE C.1
ZONE 1 DATA SUMMARY
1989-2002

Well Number	Date	Water Elevation (ft amsl)	Field pH (SU)	Lab pH (SU)	Lab TDS (mg/L)	Ca (mg/L)	Mg (mg/L)	Na (mg/L)	K (mg/L)	HCO3 (mg/L)	SO4 (mg/L)	Cl (mg/L)	NH4 as N (mg/L)	NO3 as N (mg/L)	Chloroform (mg/L)
NRC Standard		NA	NA	NA	NA	NA	NA	NA	NA	NA	NA	NA	NA	NA	0.001
EPA Standard		NA	NA	NA	4,800	NA	NA	NA	NA	NA	2,125	250	NA	190	NA
0516 A	4/3/1989	6,919.10	4.2	4.15	12,312	459	1568	377	8.8	0	8,360	253	24	147	-0.001
0516 A	7/23/1989	6,918.70	4.2	4.08	12,629	454	1519	399	9.29	0	8,605	207	30.5	146	-0.001
0516 A	10/12/1989	6,918.50	4.4	4.22	11,560	449	1343	358	13.6	0	6,992	264	39.8	188	-0.001
0516 A	1/10/1990	6,917.80	4.4	4.31	10,892	463	1281	409	11.7	0	6,654	230	25	181	-0.001
0516 A	4/6/1990	6,917.40	4.5	4.27	11,343	463	1300	379	12.1	0	6,989	216	57.3	186	-0.001
0516 A	7/3/1990	6,916.40	4.2	4.28	11,462	472	1212	359	10.2	0	7,003	216	95.5	208	-0.001
0516 A	10/9/1990	6,915.60	4.6	4.51	10,430	429	1243	416	13.3	0	6,467	203	78	208	-0.001
0516 A	1/15/1991	6,915.10	4.6	4.5	10,179	482	1207	436	19.4	0	5,983	261	80.8	240	-0.001
0516 A	4/2/1991	6,914.40	4.9	4.99	10,493	464	1250	387	13.4	25	6,165	267	97.9	240	-0.001
0516 A	7/17/1991	6,913.80	4.8	5.75	9,771	430	1097	390	12.8	100	6,873	326	74	281	-0.001
0516 A	10/15/1991	6,911.40	5.1	6.39	9,878	450	1068	451	16.5	213	6,047	275	99	234	-0.001
0516 A	1/15/1992	6,913.20	4.9	4.7	9,588	403	1186	364	11.9	22	6,079	241	201	93.5	0.0012
0516 A	4/8/1992	6,912.90	4.9	5.51	10,129	444	669	395	15.1	83	6,152	369	117	97.1	0.0016
0516 A	7/8/1992	6,912.40	4.8	6.21	9,577	495	916	413	25.2	117	6,065	234	129	119	0.0014
0516 A	10/7/1992	6,912.20	5	5.19	9,800	492	1090	433	17.2	73	6,244	229	80.1	15.9	0.0013
0516 A	1/6/1993	6,912.10	5.1	5.7	8,137	502	889	398	15.5	168	5,252	245	93.7	144	0.0021
0516 A	4/6/1993	6,911.80	5.4	6.26	9,954	423	1037	456	13.7	250	6,106	252	112	141	0.0018
0516 A	7/13/1993	6,911.20	5.6	6.48	9,291	485	1102	401	14.4	421	5,879	241	92.9	142	0.0023
0516 A	10/7/1993	6,910.50	5.8	6.16	9,168	481	1109	417	13.3	348	5,596	255	101	169	0.0016
0516 A	1/6/1994	6,910.70	5.7	6.26	10,048	478	1044	445	12.7	477	5,747	237	112	150	0.0025
0516 A	4/12/1994	6,910.20	5.8	6.52	9,862	472	1121	413	14.6	610	5,815	249	138	155	0.00087
0516 A	7/20/1994	6,906.80	6	6.96	10,276	526	1293	389	17.6	953	6,286	246	149	157	0.00204
0516 A	10/4/1994	6,909.50	6.2	7.37	10,221	533	1221	488	17.2	949	6,371	249	164	138	0.0016
0516 A	1/4/1995	6,909.10	6.1	7.01	10,761	495	1245	458	19	939	6,901	255	198	130	0.0018
0516 A	4/5/1995	6,908.80	6.1	6.36	10,757	505	1275	478	20.7	1,069	6,510	255	180	133	0.0013
0516 A	7/6/1995	6,903.90	6.2	7.21	10,428	491	1290	476	18.7	1,302	6,259	258	164	129	0.0019
0516 A	10/3/1995	6,903.70	6.1	7.44	10,761	527	1298	450	19.4	1,332	6,394	238	178	126	0.00172
0516 A	1/3/1996	6,908.20	6.4	7.03	11,314	469	1340	485	18.5	1,302	6,480	237	137	142	0.00176
0516 A	4/2/1996	6,904.10	6.4	7.29	11,345	527	1530	491	19	1,320	7,150	259	152	146	0.00209
0516 A	7/7/1996	6,904.20	6.1	7.15	11,529	465	1480	485	19.6	1,309	6,190	240	150	134	0.00256
0516 A	10/1/1996	6,903.80	6.4	6.93	11,500	494	1600	485	18.9	1,270	6,640	247	149	128	0.00213
0516 A	1/22/1997	6,903.70	6.1	7.36	11,200	510	1560	481	20.5	1,420	6,760	241	155	110	0.00246

TABLE C.1
ZONE 1 DATA SUMMARY
1989-2002

Well Number	Date	Al (mg/L)	As (mg/L)	Be (mg/L)	Cd (mg/L)	Co (mg/L)	Pb (mg/L)	Mn (mg/L)	Mo (mg/L)	Ni (mg/L)	Se (mg/L)	V (mg/L)	U (mg/L)	Ra-226+ Ra-228 (pCi/L)	Th-230 (pCi/L)	Pb-210 (pCi/L)	Gross Alpha (pCi/L)
NRC Standard		**NA**	**0.05**	**0.05**	**0.01**	**NA**	**0.05**	**NA**	**NA**	**0.05**	**0.01**	**0.1**	**0.3**	**5.0**	**5.0**	**1.0**	**15.0**
EPA Standard		**5.0**	**0.05**	**0.017**	**0.01**	**0.05**	**0.05**	**2.6**	**1.0**	**0.2**	**0.01**	**0.7**	**5.0**	**5.0**	**NA**	**NA**	**15.0**
0516 A	4/3/1989		-0.001	-0.05	0.051		-0.05	33		0.47	-0.001	0.1	0.0018	11.0	-0.2	-1	26
0516 A	7/23/1989	240	-0.001	-0.05	-0.01	0.45	-0.05	37	-0.1	0.051	-0.001	-0.1	0.0023	21.9	-0.2	2.9	53.8
0516 A	10/12/1989	150	-0.001	-0.05	-0.01	0.4	0.12	29	-0.01	0.41	0.01	-0.1	0.005	21.4	-0.2	1.8	2.5
0516 A	1/10/1990	110	-0.001	-0.05	-0.01	0.42	-0.05	25	-0.1	0.35	-0.001	-0.1	0.003	7.7	-0.2	-1	3.5
0516 A	4/6/1990	130	-0.001	-0.05	-0.01	0.35	-0.05	27	-0.1	0.34	-0.001	-0.1	0.004	6.6	-0.2	-1	4
0516 A	7/3/1990	144	-0.001	-0.05	-0.01	0.25	-0.05	28	-0.1	0.45	0.001	-0.1	0.0029	6.3	-0.2	-1	3
0516 A	10/9/1990	80.3	-0.001	-0.05	-0.01	0.25	-0.05	21.9	-0.1	0.3	-0.001	-0.1	0.0035	7.9	-0.2	-1	4
0516 A	1/15/1991	42.6	-0.001	0.01	-0.01	0.24	-0.05	20.6	-0.1	0.32	-0.001	-0.1	0.0028	12.9	-0.2	-1	6.7
0516 A	4/2/1991	20.5	-0.001	-0.01	-0.01	0.19	-0.05	20.3	-0.1	0.26	-0.001	-0.1	0.0003	12.8	-0.2	3.3	6
0516 A	7/17/1991	12.3	-0.001	-0.01	-0.01	0.22	-0.05	18.7	-0.1	0.27	0.002	-0.1	0.001	5.4	-0.2	-1	2
0516 A	10/15/1991	4.18	-0.001	-0.01	-0.01	0.18	-0.05	15.3	-0.1	0.22	0.002	-0.1	0.004	10.8	-0.2	-1	1
0516 A	1/15/1992	22.2	-0.001	0.01	-0.01	0.21	-0.05	19.2	-0.1	0.29	0.063	-0.1	0.063	11.3	-0.2	-1	2
0516 A	4/8/1992	11.4	0.002	0.01	-0.01	0.2	-0.05	15.8	-0.1	0.22	0.001	-0.1	0.001	11.6	-0.2	-1	2
0516 A	7/8/1992	6.56	-0.001	-0.01	-0.01	0.17	-0.05	16.2	-0.1	0.21	-0.001	-0.1	0.002	9.3	-0.2	2.6	2.5
0516 A	10/7/1992	29.3	0.001	-0.01	-0.01	0.23	-0.05	18	-0.1	0.28	0.003	-0.1	-0.0003	10.0	-0.2	3	4.6
0516 A	1/6/1993	7.8	-0.001	0.01	-0.01	0.41	-0.05	16	-0.1	0.37	0.009	-0.1	0.005	7.1	-0.2	-1	3.9
0516 A	4/6/1993	2.9	-0.001	-0.01	-0.01	0.14	-0.05	13	-0.1	0.21	0.001	-0.1	0.004	3.2	-0.2	2.6	2
0516 A	7/13/1993	2	-0.001	-0.01	-0.01	0.13	-0.05	10.3	-0.1	0.17	0.005	-0.1	0.003	5.7	-0.2	3	2
0516 A	10/7/1993	2.4	-0.001	-0.01	-0.01	0.18	-0.05	12.4	-0.1	0.22	0.002	-0.1	0.007	7.7	-0.2	-1	4
0516 A	1/6/1994	2.87	-0.001	-0.01	-0.01	0.11	-0.05	10.2	-0.1	0.15	-0.001	-0.1	0.001	5.1	-0.2	-1	6.8
0516 A	4/12/1994	0.97	-0.001	-0.01	-0.01	0.08	-0.05	7.8	-0.1	0.14	0.001	-0.1	0.003	8.4	-0.2	1.5	11.3
0516 A	7/20/1994	0.46	-0.001	-0.01	-0.01	0.05	-0.05	4.95	-0.1	0.08	-0.001	-0.1	0.011	6.9	-0.2	-1	8.6
0516 A	10/4/1994	-0.1	-0.001	-0.01	-0.01	-0.01	-0.05	5.22	-0.1	-0.05	0.001	-0.1	0.013	- 5.3	-0.2	3.4	4.5
0516 A	1/4/1995	0.24	-0.001	-0.01	-0.01	0.04	-0.05	4.74	-0.1	0.08	-0.001	-0.1	0.01	4.3	-0.2	2	5.9
0516 A	4/5/1995	0.12	-0.001	-0.01	-0.01	-0.01	-0.05	3.74	-0.1	-0.05	0.001	-0.1	0.016	3.6	-0.2	3.1	4.9
0516 A	7/6/1995	-0.1	-0.001	-0.01	-0.01	-0.01	-0.05	2.7	-0.1	-0.05	0.003	-0.1	0.0183	- 1.9	0.2	-1	2
0516 A	10/3/1995	-0.1	0.001	-0.01	-0.01	-0.01	-0.05	2.54	-0.1	-0.05	0.001	-0.1	0.0256	- 2.3	-0.2	-1	2.5
0516 A	1/3/1996	-0.1	0.001	-0.01	-0.01	-0.01	-0.05	2.34	-0.1	-0.05	-0.001	-0.1	0.014	2.5	-0.2	1.7	2.7
0516 A	4/2/1996	-0.1	0.002	-0.01	-0.01	-0.01	-0.05	2.1	-0.1	-0.05	-0.001	-0.1	0.014	- 1.8	-0.2	-1	1.4
0516 A	7/7/1996	-0.1	-0.001	-0.01	-0.01	-0.01	-0.05	2	-0.1	-0.05	-0.001	-0.1	0.018	- 1.7	-0.2	-1	-1
0516 A	10/1/1996	-0.1	-0.001	-0.01	-0.01	0.02	-0.05	2.2	-0.1	-0.05	0.002	-0.1	0.013	- 1.9	-0.2	-1	-1
0516 A	1/22/1997	-0.1	-0.001	-0.01	-0.01	-0.01	-0.05	1.79	-0.1	-0.05	-0.001	-0.1	0.016	4.4	-0.2	-1	-1

TABLE C.1
ZONE 1 DATA SUMMARY
1989-2002

Well Number	Date	Water Elevation (ft amsl)	Field pH (SU)	Lab pH (SU)	Lab TDS (mg/L)	Ca (mg/L)	Mg (mg/L)	Na (mg/L)	K (mg/L)	HCO3 (mg/L)	SO4 (mg/L)	Cl (mg/L)	NH4 as N (mg/L)	NO3 as N (mg/L)	Chloroform (mg/L)
NRC Standard		**NA**	**NA**	**NA**	**NA**	**NA**	**NA**	**NA**	**NA**	**NA**	**NA**	**NA**	**NA**	**NA**	**0.001**
EPA Standard		**NA**	**NA**	**NA**	**4,800**	**NA**	**NA**	**NA**	**NA**	**NA**	**2,125**	**250**	**NA**	**190**	**NA**
0516 A	4/8/1997	6,902.20	6.3	7.57	11,500	457	1320	484	19.7	1,360	6,500	258	136	126	0.00206
0516 A	7/8/1997	6,902.10	6.7	7.61	11,700	528	1580	507	19.7	1,360	7,120	271	135	124	0.00226
0516 A	10/7/1997	6,901.40	6.3	7.45	11,600	516	1480	480	18.4	1,370	6,530	258	132	106	0.0025
0516 A	1/15/1998	6,902.50	6.4	7.59	11,600	474	1450	493	20.2	1,370	7,100	293	129	137	0.0029
0516 A	4/7/1998	6,901.40	6.2	7.39	11,800	450	1310	469	18.2	1,360	6,220	230	141	116	0.003
0516 A	7/7/1998	6,902.10	6.5	7.36	11,800	491	1450	492	18.5	1,380	6,500	257	145	117	0.003
0516 A	10/6/1998	6,902.10	6.25	7.66	11,800	478	1460	514	20.7	1,390	7,000	256	140	132	0.0029
0516 A	1/5/1999	6,902.20	6.4	7.57	11,900	421	1400	446	19.2	1,350	7,100	259	152	103	0.0022
0516 A	4/6/1999	6,902.40	6.3	7.28	11,900	456	1480	461	17.7	1,350	6,840	246	137	118	0.0018
0516 A	7/13/1999	6,901.04	6.5	7.78	11,900	485	1540	518	24.9	1,370	6,920	254	137	106	0.0026
0516 A	10/5/1999	6,900.00	6.4	7.71	11,900	553	1770	458	18.5	1,387	8,030	261	143	111	0.0027
0516 A	1/4/2000	6,899.60	6.3	7.64	11,700	459	1520	408	18.1	1,290	6,590	228	137	113	0.0027

TABLE C.1
ZONE 1 DATA SUMMARY
1989-2002

Well Number	Date	Al (mg/L)	As (mg/L)	Be (mg/L)	Cd (mg/L)	Co (mg/L)	Pb (mg/L)	Mn (mg/L)	Mo (mg/L)	Ni (mg/L)	Se (mg/L)	V (mg/L)	U (mg/L)	Ra-226+ Ra-228 (pCi/L)	Th-230 (pCi/L)	Pb-210 (pCi/L)	Gross Alpha (pCi/L)
NRC Standard		**NA**	**0.05**	**0.05**	**0.01**	**NA**	**0.05**	**NA**	**NA**	**0.05**	**0.01**	**0.1**	**0.3**	**5.0**	**5.0**	**1.0**	**15.0**
EPA Standard		**5.0**	**0.05**	**0.017**	**0.01**	**0.05**	**0.05**	**2.6**	**1.0**	**0.2**	**0.01**	**0.7**	**5.0**	**5.0**	**NA**	**NA**	**15.0**
0516 A	4/8/1997	-0.1	-0.001	-0.01	-0.01	-0.01	-0.05	1.77	-0.1	-0.05	0.078	-0.1	0.016	5.2	-0.2	-1	-1
0516 A	7/8/1997	-0.1	-0.001	-0.01	-0.01	-0.01	-0.05	1.8	-0.1	-0.05	-0.001	-0.1	0.015	- 1.8	-0.2	-1	-1
0516 A	10/7/1997	-0.1	-0.001	-0.01	-0.01	0.02	-0.05	1.83	-0.1	-0.05	-0.001	-0.1	0.015	- 2.2	-0.2	-1	-1
0516 A	1/15/1998	-0.1	-0.001	-0.01	-0.005	-0.01	-0.05	2.03	-0.1	-0.05	-0.001	-0.1	0.023	- 2.1	-0.2	-1	-1
0516 A	4/7/1998	-0.1	-0.001	-0.01	-0.005	-0.01	-0.05	1.61	-0.1	-0.05	-0.001	-0.1	0.019	- 2.2	-0.2	-1	-1
0516 A	7/7/1998	-0.1	-0.001	-0.01	-0.005	0.02	-0.05	1.59	-0.1	-0.05	-0.001	-0.1	0.0181	- 2.1	-0.2	-1	2.2
0516 A	10/6/1998	-0.1	-0.001	-0.01	-0.005	-0.01	-0.05	1.57	-0.1	-0.05	-0.001	-0.1	0.0211	2.7	-0.2	-1	-1
0516 A	1/5/1999	-0.1	-0.001	-0.01	-0.005	-0.01	-0.05	1.66	-0.1	-0.05	-0.001	-0.1	0.0189	2.7	-0.2	-1	-1
0516 A	4/6/1999	-0.1	-0.001	-0.01	-0.005	-0.01	-0.05	1.59	-0.1	-0.05	0.001	-0.1	0.0197	4.1	-0.2	-1	-1
0516 A	7/13/1999	-0.1	-0.001	-0.01	-0.005	-0.01	-0.05	1.67	-0.1	-0.05	-0.001	-0.1	0.0199	- 1.7	-0.2	-1	-1
0516 A	10/5/1999	-0.1	-0.001	-0.01	-0.005	-0.01	-0.05	2.11	-0.1	-0.05	-0.001	-0.1	0.0218	- 1.7	-0.2	-1	1.4
0516 A	1/4/2000	-0.1	-0.001	-0.01	-0.005	0.02	-0.05	2.37	-0.1	-0.05	0.001	-0.1	0.0178	- 2.2	-0.2	-1	1.2

TABLE C.1
ZONE 1 DATA SUMMARY
1989-2002

Well Number	Date	Water Elevation (ft amsl)	Field pH (SU)	Lab pH (SU)	Lab TDS (mg/L)	Ca (mg/L)	Mg (mg/L)	Na (mg/L)	K (mg/L)	HCO3 (mg/L)	SO4 (mg/L)	Cl (mg/L)	NH4 as N (mg/L)	NO3 as N (mg/L)	Chloroform (mg/L)
NRC Standard		NA	NA	NA	NA	NA	NA	NA	NA	NA	NA	NA	NA	NA	0.001
EPA Standard		NA	NA	NA	4,800	NA	NA	NA	NA	NA	2,125	250	NA	190	NA
0604	4/3/1989	6,919.30	3.9	4.37	6,418	470	650	217	10.7	0	4,736	68.3	8.9	18.4	-0.001
0604	7/23/1989	6,919.20	3.9	4.04	6,697	454	707	251	11.6	0	3,891	21.4	6.39	31	-0.001
0604	10/12/1989	6,919.10	3.9	4.11	6,728	428	644	235	14.6	0	4,407	33.7	6.05	39	-0.001
0604	1/10/1990	6,917.80	3.9	4.06	6,602	444	691	291	13.7	0	4,325	23.1	6.7	33	-0.001
0604	4/5/1990	6,917.20	4.2	4.2	6,806	455	670	240	11.6	0	4,352	33.4	6.8	43	-0.001
0604	7/3/1990	6,916.40	4	4.24	6,824	461	662	240	9.6	0	4,321	26.8	5.38	50.9	-0.001
0604	10/3/1990	6,915.80	4.1	4.11	6,616	453	628	264	13.3	0	4,290	31.1	3.27	44	-0.001
0604	1/15/1991	6,914.90	4.1	4.21	6,802	475	710	265	15.2	0	4,627	31.6	5.48	52	-0.001
0604	4/2/1991	6,914.60	4.2	4.51	6,380	432	659	215	11.1	0	4,923	33	4.6	56.5	-0.001
0604	7/17/1991	6,914.80	4	4.46	6,949	408	624	218	11.1	0	5,307	28.4	5.34	51.4	-0.001
0604	10/15/1991	6,914.30	3.9	4.26	6,909	432	570	275	12.5	0	4,502	34.7	7.86	47.3	-0.001
0604	1/15/1992	6,914.50	3.8	4.11	6,837	414	702	222	10	0	4,554	31.6	3.7	35.4	-0.001
0604	4/8/1992	6,914.40	3.8	4.24	7,106	454	654	252	12.2	0	4,691	40.8	3.75	41.4	-0.001
0604	7/8/1992	6,914.40	3.7	4.22	6,654	495	610	285	12.3	0	4,669	33.3	3.94	49.2	-0.001
0604	10/7/1992	6,914.20	4.1	4.04	7,185	447	702	273	15.1	0	4,860	35.5	3.8	15.7	-0.001
0604	1/6/1993	6,914.10	4.3	4.45	5,855	411	642	236	12	0	4,042	56.3	2.09	88.6	0.0012
0604	4/6/1993	6,914.00	4.4	4.36	7,409	414	687	284	10.2	0	4,639	62	1.83	89.1	-0.001
0604	7/13/1993	6,913.50	4.4	4.3	7,711	449	816	265	11.9	0	4,973	62.7	1.45	84.4	0.001
0604	10/6/1993	6,913.30	4.5	4.24	6,891	475	785	250	10.8	0	4,744	47.6	1.07	91.8	-0.001
0604	1/6/1994	6,913.10	4.3	4.32	7,520	450	691	243	10.3	0	4,543	52.6	1.19	97.6	0.0018
0604	4/12/1994	6,912.80	4.4	4.39	7,215	423	729	254	10.2	0	4,838	51.6	2.7	90.7	-0.001
0604	7/20/1994	6,912.30	4.5	4.33	7,069	491	856	232	11.2	0	4,790	60.6	1.02	89.2	-0.001
0604	10/4/1994	6,912.40	4.5	4.38	7,504	493	837	280	11.6	0	4,935	60	1.61	92.5	-0.001
0604	1/4/1995	6,912.10	4.4	4.5	7,621	490	835	256	12.5	0	5,023	62.6	1.67	86.9	-0.001
0604	4/5/1995	6,911.90	4.5	4.5	7,614	475	850	260	12	1	4,870	53	1.97	92.5	-0.001
0604	7/6/1995	6,911.40	4.5	4.42	6,741	455	760	260	11.5	0	4,650	60.2	1.83	87.7	-0.001
0604	10/3/1995	6,911.50	4.6	4.49	7,616	496	877	279	11.5	0	5,010	58	1.19	87.6	-0.001
0604	1/3/1996	6,911.20	4.7	4.43	7,223	440	827	277	11.8	0	4,760	54.5	0.2	96.1	-0.001
0604	4/2/1996	6,911.30	4.7	4.58	7,638	497	920	260	12	3	5,180	64.2	0.15	100	-0.001
0604	7/7/1996	6,910.60	4.4	4.48	7,742	452	816	262	12.4	0	4,610	64.3	0.24	83.2	-0.001
0604	10/1/1996	6,910.30	4.8	4.52	7,690	464	850	265	12.3	1	4,708	57.9	0.36	88.7	-0.001
0604	1/22/1997	6,910.20	4.8	4.61	7,560	441	897	262	12.4	4	4,830	57	0.21	74.9	-0.001

TABLE C.1
ZONE 1 DATA SUMMARY
1989-2002

Well Number	Date	Al (mg/L)	As (mg/L)	Be (mg/L)	Cd (mg/L)	Co (mg/L)	Pb (mg/L)	Mn (mg/L)	Mo (mg/L)	Ni (mg/L)	Se (mg/L)	V (mg/L)	U (mg/L)	Ra-226+ Ra-228 (pCi/L)	Th-230 (pCi/L)	Pb-210 (pCi/L)	Gross Alpha (pCi/L)
NRC Standard		**NA**	**0.05**	**0.05**	**0.01**	**NA**	**0.05**	**NA**	**NA**	**0.05**	**0.01**	**0.1**	**0.3**	**5.0**	**5.0**	**1.0**	**15.0**
EPA Standard		**5.0**	**0.05**	**0.017**	**0.01**	**0.05**	**0.05**	**2.6**	**1.0**	**0.2**	**0.01**	**0.7**	**5.0**	**5.0**	**NA**	**NA**	**15.0**
0604	4/3/1989		-0.001	-0.05	-0.005		-0.05	26		0.38	0.004	-0.1	0.0018	25.6	41	-1	50.4
0604	7/23/1989	60	-0.001	-0.05	-0.01	0.31	-0.05	22	-0.1	0.39	-0.001	-0.1	0.004	30.9	3.5	1.7	60.2
0604	10/12/1989	66	-0.001	-0.05	0.01	0.31	-0.05	22	-0.1	0.34	0.006	-0.1	0.006	15.5	33.9	-1	41.7
0604	1/10/1990	58	-0.001	-0.05	-0.01	0.33	-0.05	22	-0.1	0.38	-0.001	-0.1	0.005	13.6	1.7	2.8	6.5
0604	4/5/1990	59	-0.001	-0.05	-0.01	0.31	-0.05	19	-0.1	0.38	-0.001	-0.1	0.0006	14.0	-0.2	2.6	6
0604	7/3/1990	60	-0.001	-0.05	-0.01	0.21	-0.05	18.2	-0.1	0.34	-0.001	-0.1	0.0029	14.1	0.4	-1	8
0604	10/3/1990	77.2	-0.001	-0.05	-0.01	0.35	-0.05	22.7	-0.1	0.4	-0.001	-0.1	0.003	26.1	-0.2	-1	6
0604	1/15/1991	61.8	-0.001	0.02	-0.01	0.39	-0.05	20.1	-0.1	0.44	-0.001	-0.1	0.007	22.0	-0.2	2.3	9.1
0604	4/2/1991	45.3	-0.001	0.016	-0.01	0.23	-0.05	14.6	-0.1	0.38	-0.001	-0.1	0.005	33.4	-0.2	1.3	15
0604	7/17/1991	70.95	-0.001	0.03	-0.01	0.3	-0.05	20.5	-0.1	0.41	-0.001	-0.1	0.006	16.8	-0.2	2.1	4
0604	10/15/1991	58.6	-0.001	0.03	-0.01	0.36	-0.05	21.3	-0.1	0.41	-0.001	-0.1	0.06	24.5	-0.2	-1	4
0604	1/15/1992	57.1	-0.001	0.02	-0.01	0.34	-0.05	20.5	-0.1	0.41	0.013	-0.1	0.0601	24.5	-0.2	-1	4
0604	4/8/1992	52.4	0.003	0.02	-0.01	0.36	-0.05	17.8	-0.1	0.4	-0.001	-0.1	0.003	18.9	-0.2	1.2	3.8
0604	7/8/1992	73.2	0.001	0.029	-0.01	0.37	-0.05	21.8	-0.1	0.5	-0.001	-0.1	0.005	17.3	-0.2	3.4	3.8
0604	10/7/1992	66.2	-0.001	-0.01	-0.01	0.37	-0.05	19.9	-0.1	0.42	-0.001	-0.1	0.004	18.4	-0.2	1.9	6.9
0604	1/6/1993	45.1	0.002	0.01	-0.01	0.36	-0.05	14.5	-0.1	0.44	0.006	-0.1	0.009	13.3	-0.2	-1	6.1
0604	4/6/1993	45.5	-0.001	0.022	-0.01	0.37	-0.05	14.5	-0.1	0.49	0.002	-0.1	0.006	15.3	-0.2	1.7	3.8
0604	7/13/1993	39.1	-0.001	-0.01	-0.01	0.35	-0.05	14.2	-0.1	0.62	0.002	-0.1	-0.0003	9.3	-0.2	3.1	3.2
0604	10/6/1993	30	-0.001	0.017	-0.01	0.36	-0.05	13.5	-0.1	0.43	-0.001	-0.1	0.0059	7.9	-0.2	-1	9
0604	1/6/1994	47.8	-0.001	0.02	-0.01	0.37	-0.05	13	-0.1	0.43	-0.001	-0.1	0.003	13.9	-0.2	2.3	18.9
0604	4/12/1994	39.4	-0.001	0.02	-0.01	0.28	-0.05	14.1	-0.1	0.41	-0.001	-0.1	0.004	15.7	-0.2	2.3	24.9
0604	7/20/1994	27.2	-0.001	-0.01	-0.01	0.3	-0.05	9.63	-0.1	0.39	-0.001	-0.1	0.003	23.0	-0.2	-1	29.7
0604	10/4/1994	41.8	-0.001	-0.01	-0.01	0.4	-0.05	12.9	-0.1	0.57	-0.001	-0.1	0.006	10.6	-0.2	3.8	13.5
0604	1/4/1995	26.1	-0.001	0.01	-0.01	0.32	-0.05	10.4	-0.1	0.42	-0.001	-0.1	0.004	12.8	-0.2	-1	16.8
0604	4/5/1995	30.5	-0.001	-0.01	-0.01	-0.01	-0.05	12	-0.1	0.5	-0.001	-0.1	0.004	12.6	-0.2	4	16.6
0604	7/6/1995	32	-0.001	0.02	-0.01	0.35	-0.05	2.61	-0.1	0.4	-0.001	-0.1	0.0035	9.5	-0.2	-1	15.3
0604	10/3/1995	25.1	0.002	-0.01	-0.01	0.32	-0.05	11.1	-0.1	0.38	0.031	-0.1	0.0046	22.4	-0.2	-1	15.5
0604	1/3/1996	26.2	-0.001	-0.01	-0.01	0.04	-0.05	12	-0.1	-0.05	0.031	-0.1	0.0034	5.3	-0.2	2.8	9
0604	4/2/1996	22	-0.001	-0.01	-0.01	0.32	-0.05	10.8	-0.1	0.36	-0.001	-0.1	-0.0003	9.0	-0.2	-1	5.3
0604	7/7/1996	26.3	-0.001	-0.01	-0.01	0.36	-0.05	12.7	-0.1	0.41	-0.001	-0.1	0.0034	- 3.5	-0.2	-1	3.1
0604	10/1/1996	24.9	-0.001	-0.01	-0.01	0.35	-0.05	11.4	-0.1	0.42	0.002	-0.1	0.0011	9.7	-0.2	-1	3.3
0604	1/22/1997	21.1	0.002	0.01	-0.01	0.36	-0.05	11.4	-0.1	0.4	-0.001	-0.1	0.004	11.3	-0.2	-1	4.7

TABLE C.1
ZONE 1 DATA SUMMARY
1989-2002

Well Number	Date	Water Elevation (ft amsl)	Field pH (SU)	Lab pH (SU)	Lab TDS (mg/L)	Ca (mg/L)	Mg (mg/L)	Na (mg/L)	K (mg/L)	HCO3 (mg/L)	SO4 (mg/L)	Cl (mg/L)	NH4 as N (mg/L)	NO3 as N (mg/L)	Chloroform (mg/L)
	NRC Standard	**NA**	**NA**	**NA**	**NA**	**NA**	**NA**	**NA**	**NA**	**NA**	**NA**	**NA**	**NA**	**NA**	**0.001**
	EPA Standard	**NA**	**NA**	**NA**	**4,800**	**NA**	**NA**	**NA**	**NA**	**NA**	**2,125**	**250**	**NA**	**190**	**NA**
0604	4/8/1997	6,909.90	4.6	4.56	7,650	539	458	170	8	3	3,370	45	0.19	87.9	-0.001
0604	7/8/1997	6,910.00	5.5	4.6	7,740	496	904	275	12.9	3	5,050	69.2	0.21	83.8	-0.001
0604	10/7/1997	6,909.60	4.5	4.63	7,590	489	868	261	12.4	5	4,790	62.1	0.38	77.3	-0.001
0604	1/15/1998	6,910.40	4.7	4.61	7,530	474	847	271	13	3	5,100	75.1	0.79	89.8	-0.001
0604	4/7/1998	6,909.70	4.5	4.73	7,570	489	773	255	11.8	7	4,300	60.9	0.35	87.4	-0.001
0604	7/7/1998	6,908.90	4.9	4.64	7,600	471	860	274	12.5	4	4,600	61.5	0.46	80.7	-0.001
0604	10/6/1998	6,908.90	4.55	4.63	7,760	463	874	287	13.7	4	4,860	61.6	0.78	89.3	-0.001
0604	1/5/1999	6,908.90	4.7	4.6	7,830	420	851	257	12.7	3	5,100	64.9	0.45	70.7	-0.001
0604	4/6/1999	6,908.40	4.6	4.69	7,980	446	893	259	12.2	5	4,740	62.7	0.83	92.4	-0.001
0604	7/13/1999	6,907.80	4.6	4.61	8,030	479	964	292	16.3	3	5,120	55.3	0.57	73.2	-0.001
0604	10/5/1999	6,908.60	4.42	4.64	8,150	523	1120	280	12.5	4	6,000	50.9	0.53	58.6	-0.001
0604	1/4/2000	6,908.20	4.6	4.64	8,180	397	883	231	12.8	4	4,500	41.9	0.24	67.9	-0.001
0604	5/3/2000	6,909.00	4.6	4.75	7,500	416	808	264	14.2	6	4,300	56.5	0.13	84.6	0.0014
0604	7/11/2000	6,908.80	4.57	4.67	7,380	460	837	258	11.9	5	4,470	53.7	0.33	90.2	0.0024
0604	10/3/2000	6,908.90	4.68	4.69	7,220	455	830	247	13	6	4,250	48.3	0.23	84.9	0.0042
0604	1/10/2001	6,909.00	4.94	4.74	7,280	450	790	222	11.6	7	4,390	61.7	0.23	75.9	0.0025
0604	4/3/2001	6,908.90	4.8	4.77	7,260	533	916	229	11.3	8	4,730	57.9	0.28	75.8	0.0041
0604	7/17/2001	6,908.45	4.89	4.73	7,470	424	782	246	12.5	7	4,270	66.9	0.47	73.1	0.0028
0604	10/2/2001	6,908.50	4.78	4.7	7,420	440	820	217	12.8	5	4,100	77.8	0.27	70	0.003
0604	1/14/2002	6,908.40	4.86	4.8	7,390	516	882	235	13.6	7	4,540	67.5	0.13	66	0.003
0604	4/9/2002	6,908.10	4.7	4.73	7,500	446	790	261	12.2	7	4,390	58.1	0.23	70.1	-0.001
0604	7/16/2002	6,908.02	4.84	4.78	7,500	439	805	271	13.5	7	4,460	65	0.66	71.7	-0.001
0604	10/9/2002	6,907.87	5.36	4.79	5,790	431	775	258	11.4	7	4,380	56.5	0.64	68.6	0.0032

TAB C.1
ZONE 1 DATA SUMMARY
1989-2002

Well Number	Date	Al (mg/L)	As (mg/L)	Be (mg/L)	Cd (mg/L)	Co (mg/L)	Pb (mg/L)	Mn (mg/L)	Mo (mg/L)	Ni (mg/L)	Se (mg/L)	V (mg/L)	U (mg/L)	Ra-226+ Ra-228 (pCi/L)	Th-230 (pCi/L)	Pb-210 (pCi/L)	Gross Alpha (pCi/L)
	NRC Standard	**NA**	**0.05**	**0.05**	**0.01**	**NA**	**0.05**	**NA**	**NA**	**0.05**	**0.01**	**0.1**	**0.3**	**5.0**	**5.0**	**1.0**	**15.0**
	EPA Standard	**5.0**	**0.05**	**0.017**	**0.01**	**0.05**	**0.05**	**2.6**	**1.0**	**0.2**	**0.01**	**0.7**	**5.0**	**5.0**	**NA**	**NA**	**15.0**
0604	4/8/1997	-0.1	-0.001	-0.01	-0.01	-0.01	-0.05	1.87	-0.1	-0.05	0.038	-0.1	0.003	12.0	-0.2	-1	19.8
0604	7/8/1997	21.4	-0.001	0.01	-0.01	0.35	-0.05	12.4	-0.1	0.38	-0.001	-0.1	0.003	9.5	-0.2	-1	4
0604	10/7/1997	21.9	-0.001	0.01	-0.01	0.4	-0.05	12.6	-0.1	0.43	-0.001	-0.1	0.004	6.1	-0.2	-1	4.6
0604	1/15/1998	18.1	-0.001	0.01	0.006	0.37	-0.05	11.8	-0.1	0.41	-0.001	-0.1	0.0032	8.1	-0.2	-1	3.1
0604	4/7/1998	16.9	-0.001	0.01	0.007	0.34	-0.05	10.7	-0.1	0.39	-0.001	-0.1	0.0031	10.3	-0.2	-1	4.6
0604	7/7/1998	20.8	-0.001	0.01	0.006	0.36	-0.05	12.5	-0.1	0.41	-0.001	-0.1	0.0031	5.9	-0.2	-1	3.7
0604	10/6/1998	18.7	-0.001	0.01	0.006	0.37	-0.05	12	-0.1	0.45	-0.001	-0.1	0.0078	6.5	-0.2	3.4	3.4
0604	1/5/1999	20.2	-0.001	0.01	0.011	0.37	-0.05	12.8	-0.1	0.4	-0.001	-0.1	0.0033	9.8	-0.2	4.3	4.3
0604	4/6/1999	20.4	-0.001	0.01	0.015	0.41	-0.05	12.6	-0.1	0.44	-0.001	-0.1	0.0034	11.8	-0.2	3.2	3.2
0604	7/13/1999	15.7	-0.001	0.01	0.009	0.42	-0.05	14	-0.1	0.62	-0.001	-0.1	0.0071	8.2	-0.2	3.7	3.7
0604	10/5/1999	27	-0.001	-0.01	0.015	0.53	-0.05	16.1	-0.1	0.46	-0.001	-0.1	0.0033	5.4	-0.2	-1	4.3
0604	1/4/2000	20	-0.001	0.01	0.01	0.38	-0.05	11.2	-0.1	0.46	-0.001	-0.1	0.0032	8.3	-0.2	-1	4.7
0604	5/3/2000	6.5	-0.001	-0.01	0.022	0.23	-0.05	8.81	-0.1	0.26	-0.001	-0.1	0.0027	10.9	-0.2	-1	4.8
0604	7/11/2000	14.5	-0.001	0.01	0.011	0.31	-0.05	10.1	-0.1	0.31	-0.001	-0.1	0.0022	8.5	-0.2	-1	4.2
0604	10/3/2000	10.5	-0.001	-0.01	0.005	0.26	-0.05	8.17	0.23	0.25	-0.001	-0.1	0.002	9.4	-0.2	-1	4.3
0604	1/10/2001	14	-0.001	-0.01	-0.005	0.29	-0.05	9.38	-0.1	0.35	-0.001	-0.1	0.0019	9.7	-0.2	-1	3.2
0604	4/3/2001	12.8	-0.001	-0.01	-0.005	0.32	-0.05	9.52	-0.1	0.39	-0.001	-0.1	0.0018	9.0	-0.2	-1	3.9
0604	7/17/2001	14.1	-0.001	-0.01	-0.005	0.29	-0.05	9.9	-0.1	0.36	-0.001	-0.1	0.002	8.2	-0.2	-1	4.1
0604	10/2/2001	12.5	-0.001	-0.01	-0.005	0.26	-0.05	9.45	-0.1	0.35	-0.001	-0.1	0.0014	11.5	-0.2	-1	4.3
0604	1/14/2002	15.3	-0.001	0.01	0.006	0.32	-0.05	11	-0.1	0.4	-0.001	-0.1	0.0016	12.2	-0.2	-1	4.5
0604	4/9/2002	13.2	-0.001	-0.01	0.007	0.33	-0.05	11.2	-0.1	0.4	-0.001	-0.1	0.0016	7.1	-0.2	-1	3.3
0604	7/16/2002	11.4	-0.001	-0.01	-0.005	0.28	-0.05	10.4	-0.1	0.28	-0.001	-0.1	-0.0003	6.4	-0.2	-1	5.3
0604	10/9/2002	14.6	-0.001	-0.01	-0.005	0.26	-0.05	9.67	-0.1	0.3	-0.001	-0.1	0.0018	8.9	-0.2	-1	9.6

TABLE 1
ZONE 1 DATA SUMMARY
1989-2002

Well Number	Date	Water Elevation (ft amsl)	Field pH (SU)	Lab pH (SU)	Lab TDS (mg/L)	Ca (mg/L)	Mg (mg/L)	Na (mg/L)	K (mg/L)	HCO3 (mg/L)	SO4 (mg/L)	Cl (mg/L)	NH4 as N (mg/L)	NO3 as N (mg/L)	Chloroform (mg/L)
	NRC Standard	**NA**	**NA**	**NA**	**NA**	**NA**	**NA**	**NA**	**NA**	**NA**	**NA**	**NA**	**NA**	**NA**	**0.001**
	EPA Standard	**NA**	**NA**	**NA**	**4,800**	**NA**	**NA**	**NA**	**NA**	**NA**	**2,125**	**250**	**NA**	**190**	**NA**
0614	4/3/1989	6,930.20	6.6	6.97	6,306	724	643	406	6.8	1,763	2,896	370	33.3	112	0.011
0614	7/23/1989	6,929.30	6.6	6.84	6,868	697	672	491	9.8	1,501	3,485	381	51	99	0.082
0614	10/12/1989	6,929.00	6.5	6.98	6,734	624	612	479	11.6	1,540	3,002	377	38.6	126	0.059
0614	1/10/1990	6,928.00	6.4	6.8	6,892	609	640	491	10.6	1,586	3,121	359	69	108	0.1
0614	4/5/1990	6,927.50	6.4	7.06	6,877	622	680	492	11.2	1,632	3,277	350	94	107	0.164
0614	7/3/1990	6,926.60	6.3	6.86	6,754	640	619	429	10.9	1,492	2,996	341	111	151	0.152
0614	10/3/1990	6,926.30	6.3	7.23	6,567	585	577	507	14.1	1,362	2,894	334	76.6	106	0.176
0614	1/15/1991	6,926.40	6.4	6.96	6,633	647	623	478	9.6	1,412	3,253	322	68	125	0.17
0614	4/2/1991	6,926.20	6.4	7.18	6,539	619	495	420	10.1	1,257	3,165	322	78.3	131	0.254
0614	7/17/1991	6,925.90	6.4	7.49	6,970	573	551	443	9.7	1,680	3,645	327	69.4	169	0.38
0614	10/15/1991	6,925.30	6.3	7.15	7,145	664	526	418	10	1,515	3,239	313	53.8	119	0.361
0614	1/15/1992	6,925.20	6.3	7.34	7,026	584	645	449	10.1	1,268	3,376	287	94.9	123	0.525
0614	4/8/1992	6,925.10	6.3	7.48	7,207	691	601	486	10.8	1,568	3,603	279	101	70.2	0.471
0614	7/8/1992	6,924.80	6.2	7.51	6,583	697	496	640	11.3	1,512	3,249	274	79.8	116	0.303
0614	10/7/1992	6,924.70	6.4	8.08	6,914	661	577	566	12.9	803	3,248	273	48.6	15.8	0.426
0614	1/6/1993	6,924.50	6.4	7.04	6,464	626	563	487	10.8	1,459	3,008	270	86.1	117	0.527
0614	4/6/1993	6,924.40	6.5	7.26	7,340	616	607	521	10.1	1,620	3,518	288	97.4	47.5	0.4
0614	7/13/1993	6,923.90	6.5	7.11	7,485	651	607	506	10.7	1,454	3,370	262	103	146	0.553
0614	10/6/1993	6,923.60	6.7	6.95	7,439	642	660	476	10.8	1,431	3,505	244	105	166	0.667
0614	1/6/1994	6,923.40	6.7	7.14	7,380	594	565	485	10	1,221	3,435	242	91.4	192	0.617
0614	4/12/1994	6,923.10	6.6	6.96	7,496	576	650	446	11.5	1,174	3,743	242	142	170	0.866
0614	7/20/1994	6,922.70	6.5	7.28	7,490	641	748	425	13.5	1,322	4,076	231	140	140	0.799
0614	10/4/1994	6,922.60	6.6	7.54	7,700	642	750	519	14.4	1,465	4,430	246	170	149	0.829
0614	1/4/1995	6,922.30	6.5	7.38	7,528	606	636	446	15.2	1,330	4,176	237	213	155	0.52
0614	4/4/1995	6,922.00	6.5	6.9	7,731	604	654	451	15	1,370	4,048	277	183	171	0.756
0614	7/6/1995	6,922.40	6.5	7.93	7,816	565	685	440	15.4	1,331	4,000	241	227	154	0.585
0614	10/3/1995	6,921.30	6.5	7.71	7,857	560	690	445	16	1,357	4,040	205	222	179	0.638
0614	1/3/1996	6,921.10	6.6	7.2	7,886	543	750	470	17.7	1,352	4,260	204	234	179	0.583
0614	4/2/1996	6,920.60	6.5	7.92	7,896	605	852	442	17.2	1,286	4,780	221	262	182	0.624
0614	7/7/1996	6,920.30	6.3	6.99	8,045	537	750	432	18.5	1,313	4,210	238	243	181	0.587
0614	10/1/1996	6,919.70	6.5	6.89	8,120	574	805	436	18.4	1,320	4,394	223	288	189	0.598
0614	1/21/1997	6,919.80	6	7.01	7,850	555	800	437	18.8	1,272	4,355	201	290	188	0.635

TAB C.1
ZONE 1 DATA SUMMARY
1989-2002

Well Number	Date	Al (mg/L)	As (mg/L)	Be (mg/L)	Cd (mg/L)	Co (mg/L)	Pb (mg/L)	Mn (mg/L)	Mo (mg/L)	Ni (mg/L)	Se (mg/L)	V (mg/L)	U (mg/L)	Ra-226+ Ra-228 (pCi/L)	Th-230 (pCi/L)	Pb-210 (pCi/L)	Gross Alpha (pCi/L)
NRC Standard		**NA**	**0.05**	**0.05**	**0.01**	**NA**	**0.05**	**NA**	**NA**	**0.05**	**0.01**	**0.1**	**0.3**	**5.0**	**5.0**	**1.0**	**15.0**
EPA Standard		**5.0**	**0.05**	**0.017**	**0.01**	**0.05**	**0.05**	**2.6**	**1.0**	**0.2**	**0.01**	**0.7**	**5.0**	**5.0**	**NA**	**NA**	**15.0**
0614	4/3/1989		-0.001	-0.05	0.031		-0.05	0.07		-0.05	0.003	-0.1	0.0668	- 2.2	-0.2	-1	3
0614	7/23/1989	-0.1	-0.001	-0.05	-0.01	-0.01	-0.05	0.13	-0.1	-0.05	0.003	-0.1	0.0624	6.3	0.6	-1	8.9
0614	10/12/1989	0.18	-0.001	-0.05	-0.01	-0.01	-0.05	0.08	-0.01	-0.05	0.02	-0.1	0.064	5.5	-0.2	2.1	1.5
0614	1/10/1990	-0.1	-0.001	-0.05	0.01	-0.01	-0.05	0.06	-0.1	-0.05	0.002	-0.1	0.064	- 1.6	-0.2	-1	0.9
0614	4/5/1990	-0.1	-0.001	-0.05	-0.01	-0.01	-0.05	0.09	-0.1	-0.05	0.003	-0.1	0.045	- 2.0	-0.2	-1	1.7
0614	7/3/1990	0.13	-0.001	-0.05	-0.01	-0.01	-0.05	0.07	-0.1	-0.05	0.002	-0.1	0.0611	2.5	-0.2	-1	-1
0614	10/3/1990	0.1	0.005	-0.05	-0.01	-0.01	-0.05	0.08	-0.1	-0.05	-0.001	-0.1	0.036	3.4	-0.2	-1	-1
0614	1/15/1991	0.2	-0.001	-0.01	-0.01	-0.01	-0.05	0.09	-0.1	-0.05	0.001	-0.1	0.0425	- 2.9	-0.2	1.3	2.3
0614	4/2/1991	0.11	-0.001	-0.01	-0.01	-0.02	-0.05	0.08	-0.1	-0.05	-0.002	-0.1	0.0589	4.5	2.2	1.3	3
0614	7/17/1991	-0.1	-0.001	-0.01	-0.01	-0.01	-0.05	0.1	-0.1	-0.05	0.002	-0.1	0.064	- 1.5	-0.2	-1	-1
0614	10/15/1991	-0.1	0.001	-0.01	-0.01	-0.01	-0.05	0.11	-0.1	-0.05	0.003	-0.1	0.076	6.1	-0.2	-1	-1
0614	1/15/1992	-0.1	-0.001	-0.01	-0.01	-0.01	-0.05	0.12	-0.1	-0.05	0.059	-0.1	0.039	- 1.4	-0.2	-1	-1
0614	4/8/1992	-0.1	0.003	-0.01	-0.01	-0.01	-0.05	0.14	-0.1	-0.05	0.004	-0.1	0.051	4.8	-0.2	-1	-1
0614	7/8/1992	-0.1	0.001	-0.01	-0.01	-0.01	-0.05	0.17	-0.1	-0.05	0.003	-0.1	0.05	4.4	-0.2	-1	1.1
0614	10/7/1992	0.1	-0.001	-0.01	-0.01	-0.01	-0.05	0.15	-0.1	-0.05	0.005	-0.1	0.078	5.6	-0.2	1.9	1.8
0614	1/6/1993	-0.1	-0.001	-0.01	-0.01	-0.01	-0.05	0.19	-0.1	-0.05	0.012	-0.1	0.082	5.1	-0.2	-1	3.9
0614	4/6/1993	-0.1	-0.001	-0.01	-0.01	-0.01	-0.05	0.24	-0.1	-0.05	0.003	-0.1	0.072	7.0	-0.2	-1	2.1
0614	7/13/1993	-0.1	-0.001	-0.01	-0.01	-0.01	-0.05	0.16	-0.1	-0.05	0.008	-0.1	0.066	4.8	-0.2	2.3	1.9
0614	10/6/1993	-0.1	-0.001	-0.01	-0.01	0.02	-0.05	0.17	-0.1	-0.05	0.002	-0.1	0.037	- 3.8	-0.2	1.8	2.9
0614	1/6/1994	-0.1	-0.001	-0.01	-0.01	-0.01	-0.05	0.17	-0.1	-0.05	-0.001	-0.1	0.048	- 2.6	-0.2	-1	2.6
0614	4/12/1994	-0.1	-0.001	-0.01	-0.01	-0.01	-0.05	0.21	-0.1	-0.05	0.004	-0.1	0.052	- 2.5	-0.2	5.2	1.7
0614	7/20/1994	-0.1	-0.001	-0.01	-0.01	-0.01	-0.05	0.24	-0.1	-0.05	0.001	-0.1	0.054	4.7	-0.2	-1	3.8
0614	10/4/1994	-0.1	-0.001	-0.01	-0.01	-0.01	-0.05	0.41	-0.1	-0.05	-0.001	-0.1	0.059	3.0	-0.2	-1	4.1
0614	1/4/1995	-0.1	-0.001	-0.01	-0.01	-0.01	-0.05	0.23	-0.1	-0.05	-0.001	-0.1	0.04	4.2	-0.2	-1	5.6
0614	4/4/1995	-0.1	-0.001	-0.01	-0.01	-0.01	-0.05	0.33	-0.1	-0.05	0.001	-0.1	0.044	4.1	-0.2	-1	5.7
0614	7/6/1995	-0.1	-0.001	-0.01	-0.01	-0.01	-0.05	0.3	-0.1	-0.05	0.003	-0.1	0.052	15.6	0.5	-1	22.8
0614	10/3/1995	-0.1	0.003	-0.01	-0.01	-0.01	-0.05	0.31	-0.1	-0.05	-0.001	-0.1	0.045	2.0	-0.2	1.7	6.2
0614	1/3/1996	-0.1	0.002	-0.01	-0.01	-0.01	-0.05	0.35	-0.1	-0.05	-0.001	-0.1	0.047	7.2	0.7	1.5	12
0614	4/2/1996	-0.1	0.003	-0.01	-0.01	-0.01	-0.05	0.32	-0.1	-0.05	-0.001	-0.1	0.05	4.6	-0.2	-1	3.5
0614	7/7/1996	-0.1	-0.001	-0.01	-0.01	-0.01	-0.05	0.37	-0.1	-0.05	-0.001	-0.1	0.053	- 5.9	-0.2	-1	5.3
0614	10/1/1996	0.6	-0.001	-0.01	-0.01	-0.01	-0.05	0.41	-0.1	-0.05	0.002	-0.1	0.044	- 2.6	-0.2	-1	2.1
0614	1/21/1997	-0.1	-0.001	-0.01	-0.01	-0.01	-0.05	0.41	-0.1	-0.05	-0.001	-0.1	0.038	4.7	-0.2	-1	-1

TABLE C.1
ZONE 1 DATA SUMMARY
1989-2002

Well Number	Date	Water Elevation (ft amsl)	Field pH (SU)	Lab pH (SU)	Lab TDS (mg/L)	Ca (mg/L)	Mg (mg/L)	Na (mg/L)	K (mg/L)	HCO3 (mg/L)	SO4 (mg/L)	Cl (mg/L)	NH4 as N (mg/L)	NO3 as N (mg/L)	Chloroform (mg/L)
	NRC Standard	**NA**	**NA**	**NA**	**NA**	**NA**	**NA**	**NA**	**NA**	**NA**	**NA**	**NA**	**NA**	**NA**	**0.001**
	EPA Standard	**NA**	**NA**	**NA**	**4,800**	**NA**	**NA**	**NA**	**NA**	**NA**	**2,125**	**250**	**NA**	**190**	**NA**
0614	4/8/1997	6,919.00	6.6	7.79	7,970	531	760	428	18.7	1,280	4,360	218	271	226	0.482
0614	7/8/1997	6,918.60	6.8	7.81	8,100	594	841	449	18.6	1,290	4,520	233	264	223	0.444
0614	10/7/1997	6,918.30	6.4	7.62	7,930	602	816	420	16.9	1,320	4,170	252	253	200	0.461
0614	1/15/1998	6,917.80	6.9	8.01	7,980	558	775	446	17	1,330	4,200	267	225	214	0.289
0614	4/7/1998	6,917.70	6.8	7.72	7,930	516	739	447	14	1,440	3,740	218	170	162	0.377
0614	7/7/1998	6,917.10	6.8	7.96	7,990	579	823	466	14	1,490	3,800	261	171	202	0.392
0614	10/6/1998	6,916.90	7.16	7.87	7,730	563	822	496	12.2	1,380	4,050	261	100	115	0.176
0614	1/5/1999	6,916.20	6.9	7.86	7,900	551	786	434	9.9	1,520	4,000	262	81.2	85.5	0.255
0614	4/6/1999	6,916.20	6.7	7.9	7,910	552	844	436	10.2	1,590	3,780	261	71.5	81.3	0.258
0614	7/13/1999	6,915.51	7	7.73	7,680	605	891	439	12.7	1,280	4,000	239	58.1	90.7	0.188
0614	10/5/1999	6,915.30	6.8	7.84	7,710	632	961	430	10.8	1,362	4,410	248	58	83	0.278
0614	1/4/2000	6,915.10	6.8	8.07	7,650	510	770	358	11.5	1,470	3,430	217	65.1	97.4	0.226
0614	5/2/2000	6,914.60	6.5	7.56	7,600	514	784	405	15.7	1,450	3,620	236	87	114	0.383
0614	7/11/2000	6,914.40	6.53	7.53	7,600	560	830	426	13.8	1,430	3,760	229	93.1	109	0.215
0614	10/3/2000	6,914.15	6.55	7.04	7,420	548	849	421	17.9	1,420	4,250	241	98.4	104	0.174
0614	1/10/2001	6,914.00	7.1	7.38	7,380	531	762	349	14.7	1,440	3,720	268	107	93.3	0.199
0614	4/2/2001	6,913.70	6.635	7.28	7,350	615	855	354	14.3	1,420	3,880	248	118	101	0.258
0614	7/16/2001	6,913.35	6.73	7.02	7,330	507	722	415	17.3	1,430	3,300	320	116	96.9	0.26
0614	10/2/2001	6,913.20	6.61	7.5	7,270	520	720	330	16.2	1,500	3,300	357	118	93.5	0.183
0614	1/14/2002	6,913.00	6.64	7.3	7,110	602	751	356	16.7	1,490	3,460	332	123	86.7	0.23
0614	4/2/2002	6,912.90	6.56	7.6	7,120	603	730	427	16.8	1,460	3,780	312	119	82.7	0.222
0614	7/10/2002	6,912.40	6.45	7.31	6,980	577	599	413	14	1,430	3,360	286	100	82	0.222
0614	10/9/2002	6,912.30	6.05	7.66	5,220	520	621	400	12.4	1,440	3,080	286	87	79.2	0.228

TAB C.1
ZONE 1 DATA SUMMARY
1989-2002

Well Number	Date	Al (mg/L)	As (mg/L)	Be (mg/L)	Cd (mg/L)	Co (mg/L)	Pb (mg/L)	Mn (mg/L)	Mo (mg/L)	Ni (mg/L)	Se (mg/L)	V (mg/L)	U (mg/L)	Ra-226+ Ra-228 (pCi/L)	Th-230 (pCi/L)	Pb-210 (pCi/L)	Gross Alpha (pCi/L)
NRC Standard		**NA**	**0.05**	**0.05**	**0.01**	**NA**	**0.05**	**NA**	**NA**	**0.05**	**0.01**	**0.1**	**0.3**	**5.0**	**5.0**	**1.0**	**15.0**
EPA Standard		**5.0**	**0.05**	**0.017**	**0.01**	**0.05**	**0.05**	**2.6**	**1.0**	**0.2**	**0.01**	**0.7**	**5.0**	**5.0**	**NA**	**NA**	**15.0**
0614	4/8/1997	-0.1	-0.001	-0.01	-0.01	-0.01	-0.05	0.39	-0.1	-0.05	0.074	-0.1	0.049	11.4	-0.2	-1	20.4
0614	7/8/1997	-0.1	-0.001	-0.01	-0.01	-0.01	-0.05	0.42	-0.1	-0.05	-0.001	-0.1	0.043	- 2.5	-0.2	-1	-1
0614	10/7/1997	-0.1	-0.001	-0.01	-0.01	-0.01	-0.05	0.47	-0.1	-0.05	-0.001	-0.1	0.051	8.1	-0.2	-1	7.8
0614	1/15/1998	-0.1	-0.001	-0.01	-0.005	-0.01	-0.05	0.44	-0.1	-0.05	-0.001	-0.1	0.059	- 2.4	-0.2	-1	-1
0614	4/7/1998	-0.1	-0.001	-0.01	-0.005	-0.01	-0.05	0.32	-0.1	-0.05	-0.001	-0.1	0.06	- 3.2	-0.2	-1	-1
0614	7/7/1998	-0.1	-0.001	-0.01	-0.005	-0.01	-0.05	0.34	-0.1	-0.05	-0.001	-0.1	0.0631	- 3.3	-0.2	-1	2.3
0614	10/6/1998	-0.1	-0.001	-0.01	-0.005	-0.01	-0.05	0.26	-0.1	-0.05	-0.001	-0.1	0.0732	- 1.6	-0.2	-1	-1
0614	1/5/1999	-0.1	-0.001	-0.01	-0.005	-0.01	-0.05	0.23	-0.1	-0.05	-0.001	-0.1	0.0682	3.1	-0.2	-1	-1
0614	4/6/1999	-0.1	-0.001	-0.01	-0.005	-0.01	-0.05	0.26	-0.1	-0.05	0.001	-0.1	0.0641	6.5	-0.2	3.3	3.3
0614	7/13/1999	-0.1	-0.001	-0.01	-0.005	-0.01	-0.05	0.23	-0.1	-0.05	0.001	-0.1	0.0672	2.1	-0.2	-1	-1
0614	10/5/1999	-0.1	-0.001	-0.01	-0.005	-0.01	-0.05	0.25	-0.1	-0.05	-0.001	-0.1	0.001	- 5.8	-0.2	-1	6.8
0614	1/4/2000	-0.1	-0.001	-0.01	-0.005	-0.01	-0.05	0.24	-0.1	-0.05	0.001	-0.1	0.0579	4.9	-0.2	-1	4.3
0614	5/2/2000	-0.1	-0.001	-0.01	-0.005	-0.01	-0.05	0.34	-0.1	-0.05	-0.001	-0.1	0.0678	6.8	-0.2	-1	7
0614	7/11/2000	-0.1	-0.001	-0.01	-0.005	-0.01	-0.05	0.22	-0.1	-0.05	-0.001	-0.1	0.0542	4.1	-0.2	-1	-1
0614	10/3/2000	-0.1	0.001	-0.01	-0.005	-0.01	-0.05	0.2	-0.1	-0.05	-0.001	-0.1	0.053	4.4	-0.2	-1	-1
0614	1/10/2001	-0.1	-0.001	-0.01	-0.005	-0.01	-0.05	0.24	-0.1	-0.05	0.001	-0.1	0.051	5.1	-0.2	-1	-1
0614	4/2/2001	-0.1	-0.001	-0.01	-0.005	-0.01	-0.05	0.27	-0.1	-0.05	0.001	-0.1	0.056	- 1.8	-0.2	-1	-1
0614	7/16/2001	-0.1	-0.001	-0.01	-0.005	-0.01	-0.05	0.24	-0.1	-0.05	0.001	-0.1	0.052	3.0	-0.2	-1	-1
0614	10/2/2001	-0.1	-0.001	-0.01	-0.005	-0.01	-0.05	0.22	-0.1	-0.05	0.001	-0.1	0.0478	4.8	-0.2	-1	-1
0614	1/14/2002	-0.1	-0.001	-0.01	-0.005	-0.01	-0.05	0.28	-0.1	-0.05	0.003	-0.1	0.0501	6.5	-0.2	-1	-1
0614	4/2/2002	-0.1	-0.001	-0.01	-0.005	-0.01	-0.05	0.28	-0.1	-0.05	-0.001	-0.1	0.0467	- 1.2	-0.2	-1	1.5
0614	7/10/2002	-0.1	-0.001	-0.01	-0.005	-0.01	-0.05	0.23	-0.1	-0.05	-0.001	-0.1	0.0508	3.4	-0.2	-1	2.2
0614	10/9/2002	-0.1	-0.001	-0.01	-0.005	-0.01	-0.05	0.32	-0.1	-0.05	-0.001	-0.1	0.0439	- 1.9	-0.2	-1	1.3

TABLE C.1
ZONE 1 DATA SUMMARY
1989-2002

Well Number	Date	Water Elevation (ft amsl)	Field pH (SU)	Lab pH (SU)	Lab TDS (mg/L)	Ca (mg/L)	Mg (mg/L)	Na (mg/L)	K (mg/L)	HCO3 (mg/L)	SO4 (mg/L)	Cl (mg/L)	NH4 as N (mg/L)	NO3 as N (mg/L)	Chloroform (mg/L)
NRC Standard		NA	NA	NA	NA	NA	NA	NA	NA	NA	NA	NA	NA	NA	0.001
EPA Standard		NA	NA	NA	4,800	NA	NA	NA	NA	NA	2,125	250	NA	190	NA
0619	4/3/1989	6,887.90	6.8	7.76	5,148	551	563	157	8.2	238	3,729	19.2	0.55	0.39	-0.001
0619	7/23/1989	6,888.10	6.6	6.5	5,513	593	596	184	8.43	176	3,852	35	0.61	0.34	-0.001
0619	10/12/1989	6,888.20	6.7	7.28	5,086	486	491	158	11.1	229	3,251	36.6	0.44	1.56	-0.001
0619	1/10/1990	6,887.60	6.5	7.08	5,278	505	539	168	8.75	206	3,360	40.5	0.74	1.01	-0.001
0619	4/6/1990	6,887.60	6.8	6.92	4,840	527	512	150	8.8	251	2,966	38.5	0.69	0.22	-0.001
0619	7/3/1990	6,887.00	6.5	7.32	5,020	527	478	151	7.8	234	3,160	34.2	0.27	0.09	-0.001
0619	10/3/1990	6,886.90	6.7	7.21	4,526	487	392	147	10.1	254	2,738	36.6	0.13	-0.01	-0.001
0619	1/15/1991	6,887.20	6.5	6.59	5,538	572	611	185	12.1	176	3,616	41.4	0.54	0.18	-0.001
0619	4/2/1991	6,887.60	6.4	6.5	5,610	479	459	172	8	184	3,589	43.1	0.63	1	-0.001
0619	7/17/1991	6,888.10	6.4	7.15	5,446	452	471	168	7.9	195	3,882	43.7	0.68	0.17	-0.001
0619	10/15/1991	6,888.50	6.4	7.02	5,399	540	508	189	7.6	165	3,520	44.8	0.63	0.17	-0.001
0619	1/15/1992	6,888.60	6.4	7.34	5,182	455	544	177	7.8	231	3,398	53.5	1.2	0.87	-0.001
0619	4/8/1992	6,888.60	6.4	6.52	5,323	537	466	204	9.4	180	3,504	41.8	0.82	-0.1	-0.001
0619	7/8/1992	6,888.70	6.3	7.64	5,017	500	548	302	12.9	175	3,863	41.7	1.04	3.7	-0.001
0619	10/7/1992	6,889.00	6.5	7.26	5,257	538	499	222	10.2	168	3,427	39.5	0.59	5.2	-0.001
0619	1/6/1993	6,889.30	6.5	7.06	5,176	563	507	315	12.6	166	3,487	252	0.13	51.8	-0.001
0619	4/6/1993	6,889.70	6.6	7.14	5,314	487	439	213	7	272	3,359	46.6	0.68	0.6	-0.001
0619	7/13/1993	6,889.60	6.6	6.66	5,057	531	471	200	8.1	190	3,310	46.2	0.66	0.29	-0.001
0619	10/7/1993	6,889.50	6.5	6.57	4,615	512	460	188	7.4	165	3,207	43.5	0.5	-0.1	-0.001
0619	1/6/1994	6,889.80	6.6	7.01	5,111	505	416	179	7	171	3,192	50.5	2.23	-0.1	-0.001
0619	4/12/1994	6,889.70	6.6	7.03	4,764	502	432	177	7	173	3,035	45.8	1.64	39.8	-0.001
0619	7/20/1994	6,889.50	6.6	6.66	5,111	565	427	158	7.5	177	3,424	45.5	0.6	-0.1	-0.001
0619	10/4/1994	6,889.70	6.7	7.56	5,045	573	453	187	8.1	200	3,658	46	0.62	-0.1	-0.001
0619	1/4/1995	6,889.50	6.5	7.21	5,078	580	432	172	8.8	203	3,349	44.8	1.19	-0.1	-0.001
0619	4/5/1995	6,889.40	6.7	6.94	5,148	540	500	174	7.67	212	3,405	47	1.3	0.13	-0.001
0619	7/6/1995	6,888.00	6.7	7.66	4,288	515	410	153	7.2	216	2,963	40	0.74	-0.1	-0.001
0619	10/3/1995	6,888.90	6.3	7.78	4,677	530	457	175	7.5	192	3,255	41	0.74	0.17	-0.001
0619	1/3/1996	6,888.80	6.7	7.31	4,731	505	445	182	7.8	179	3,260	39.5	0.62	0.12	-0.001
0619	4/2/1996	6,888.60	6.8	7.9	5,039	545	473	164	7.9	204	3,395	47	0.52	0.11	-0.001
0619	7/7/1996	6,888.30	6.4	7.15	5,207	515	450	180	8.6	179	3,195	50	0.69	-0.1	-0.001
0619	10/1/1996	6,888.10	6.4	6.95	5,140	547	478	182	8.1	190	3,232	47.1	0.46	-0.1	-0.001
0619	1/22/1997	6,888.50	6.2	7.53	5,060	540	490	177	8.09	182	3,350	44	0.42	-0.1	-0.001

TABLE C.1
ZONE 1 DATA SUMMARY
1989-2002

Well Number	Date	Al (mg/L)	As (mg/L)	Be (mg/L)	Cd (mg/L)	Co (mg/L)	Pb (mg/L)	Mn (mg/L)	Mo (mg/L)	Ni (mg/L)	Se (mg/L)	V (mg/L)	U (mg/L)	Ra-226+ Ra-228 (pCi/L)	Th-230 (pCi/L)	Pb-210 (pCi/L)	Gross Alpha (pCi/L)
NRC Standard		**NA**	**0.05**	**0.05**	**0.01**	**NA**	**0.05**	**NA**	**NA**	**0.05**	**0.01**	**0.1**	**0.3**	**5.0**	**5.0**	**1.0**	**15.0**
EPA Standard		**5.0**	**0.05**	**0.017**	**0.01**	**0.05**	**0.05**	**2.6**	**1.0**	**0.2**	**0.01**	**0.7**	**5.0**	**5.0**	**NA**	**NA**	**15.0**
0619	4/3/1989		-0.001	-0.05	-0.005		-0.05	1.9		-0.05	-0.001	-0.1	0.0067	- 1.9	1.4	-1	2.3
0619	7/23/1989	-0.1	-0.001	-0.05	-0.01	-0.01	-0.05	2	-0.1	-0.05	-0.001	-0.1	0.0034	6.2	4.9	-1	9.1
0619	10/12/1989	-0.1	-0.001	-0.05	-0.01	0.02	-0.05	1.3	-0.1	-0.05	-0.001	-0.1	0.011	3.3	-0.2	-1	1.7
0619	1/10/1990	-0.1	-0.001	-0.05	-0.01	0.03	-0.05	1.4	-0.1	-0.05	-0.001	-0.1	0.009	3.1	-0.2	-1	1.5
0619	4/6/1990	-0.1	-0.001	-0.05	-0.01	-0.01	-0.05	1	-0.1	-0.05	0.001	-0.1	0.009	3.7	-0.2	-1	2.5
0619	7/3/1990	-0.1	-0.001	-0.05	-0.01	0.01	-0.05	1.23	-0.1	-0.05	-0.001	-0.1	0.0068	- 2.7	0.5	-1	2
0619	10/3/1990	-0.1	-0.001	-0.05	-0.01	0.03	-0.05	0.89	-0.1	-0.05	-0.001	-0.1	0.008	4.0	-0.2	-1	-1
0619	1/15/1991	-0.1	-0.001	-0.01	0.01	-0.01	-0.05	2.5	-0.1	-0.05	-0.001	-0.1	0.005	7.3	-0.2	2.5	3.1
0619	4/2/1991	0.12	-0.001	-0.01	-0.01	0.01	-0.05	2.01	-0.1	-0.05	-0.001	-0.1	0.005	5.0	-0.2	-1	2
0619	7/17/1991	-0.1	-0.001	-0.01	-0.01	0.01	-0.05	-0.01	-0.1	-0.05	-0.001	-0.1	0.004	2.1	0.2	1.6	1
0619	10/15/1991	0.27	0.001	-0.01	-0.01	-0.01	-0.05	2.22	-0.1	-0.05	-0.001	-0.1	0.009	5.2	-0.2	-1	-1
0619	1/15/1992	-0.1	-0.001	-0.01	-0.01	-0.01	-0.05	1.82	-0.1	-0.05	0.003	-0.1	0.007	2.4	-0.2	-1	1
0619	4/8/1992	-0.1	0.002	-0.01	-0.01	-0.01	-0.05	1.92	-0.1	-0.05	-0.001	-0.1	0.006	2.5	-0.2	-1	-1
0619	7/8/1992	0.14	-0.001	-0.01	-0.01	-0.01	-0.05	1.91	-0.1	-0.05	0.001	-0.1	0.003	6.2	-0.2	1.1	1.5
0619	10/7/1992	-0.1	0.002	-0.01	-0.01	-0.01	-0.05	2.04	-0.1	-0.05	-0.001	-0.1	-0.0003	4.9	-0.02	-1	1.9
0619	1/6/1993	-0.1	0.003	-0.01	-0.01	0.01	-0.05	0.66	-0.1	-0.05	0.003	-0.1	0.975	2.1	-0.2	-1	-1
0619	4/6/1993	-0.1	-0.001	-0.01	-0.01	-0.01	-0.05	1.9	-0.1	-0.05	-0.001	-0.1	0.007	7.9	-0.2	1.9	-1
0619	7/13/1993	-0.1	-0.001	-0.01	-0.01	-0.01	-0.05	1.8	-0.1	-0.05	-0.001	-0.1	0.006	4.9	-0.2	2.7	1.8
0619	10/7/1993	0.32	0.002	-0.01	-0.01	0.01	-0.05	1.75	-0.1	-0.05	0.002	-0.1	0.005	10.3	-0.2	-1	1.4
0619	1/6/1994	-0.1	-0.001	-0.01	-0.01	-0.01	-0.05	1.8	-0.1	-0.05	-0.001	-0.1	0.004	5.0	-0.2	1.4	7.4
0619	4/12/1994	0.21	-0.001	-0.01	-0.01	0.02	-0.05	1.75	-0.1	-0.05	-0.001	-0.1	0.005	9.9	-0.2	5.8	14
0619	7/20/1994	-0.1	-0.001	-0.01	-0.01	-0.01	-0.05	1.57	-0.1	-0.05	-0.001	-0.1	0.01	2.8	-0.2	-1	3.6
0619	10/4/1994	-0.1	-0.001	-0.01	-0.01	-0.01	-0.05	1.85	-0.1	-0.05	-0.001	-0.1	0.012	3.2	-0.2	2.5	4.3
0619	1/4/1995	-0.1	-0.001	-0.01	-0.01	-0.01	-0.05	1.45	-0.1	0.07	-0.001	-0.1	0.01	5.2	-0.2	-1	7.3
0619	4/5/1995	-0.1	-0.001	-0.01	-0.01	-0.01	-0.05	1.78	-0.1	-0.05	-0.001	-0.1	0.008	4.4	-0.2	3.7	5.9
0619	7/6/1995	-0.1	-0.001	-0.01	-0.01	-0.01	-0.05	1.65	-0.1	-0.05	-0.001	-0.1	0.0065	4.2	0.6	-1	2.7
0619	10/3/1995	-0.1	0.002	-0.01	-0.01	-0.01	-0.05	1.79	-0.1	-0.05	-0.001	-0.1	0.0101	- 2.3	-0.2	-1	3.1
0619	1/3/1996	-0.1	-0.001	-0.01	-0.01	-0.01	-0.05	1.78	-0.1	-0.05	-0.001	-0.1	0.0067	- 2.5	1	-1	2.5
0619	4/2/1996	-0.1	-0.001	-0.01	-0.01	-0.01	-0.05	1.71	-0.1	-0.05	-0.001	-0.1	0.018	6.5	-0.2	4.1	3.5
0619	7/7/1996	-0.1	-0.001	-0.01	-0.01	-0.01	-0.05	1.9	-0.1	-0.05	-0.001	-0.1	0.008	- 2.7	-0.2	-1	1.1
0619	10/1/1996	0.1	-0.001	-0.01	-0.01	-0.01	-0.05	1.86	-0.1	-0.05	0.001	-0.1	0.0036	- 2.5	-0.2	-1	2
0619	1/22/1997	-0.1	-0.001	-0.01	-0.01	-0.01	-0.05	1.84	-0.1	-0.05	-0.001	-0.1	0.008	- 2.3	-0.2	-1	-1

TABLE C.1
ZONE 1 DATA SUMMARY
1989-2002

Well Number	Date	Water Elevation (ft amsl)	Field pH (SU)	Lab pH (SU)	Lab TDS (mg/L)	Ca (mg/L)	Mg (mg/L)	Na (mg/L)	K (mg/L)	HCO3 (mg/L)	SO4 (mg/L)	Cl (mg/L)	NH4 as N (mg/L)	NO3 as N (mg/L)	Chloroform (mg/L)
NRC Standard		**NA**	**NA**	**NA**	**NA**	**NA**	**NA**	**NA**	**NA**	**NA**	**NA**	**NA**	**NA**	**NA**	**0.001**
EPA Standard		**NA**	**NA**	**NA**	**4,800**	**NA**	**NA**	**NA**	**NA**	**NA**	**2,125**	**250**	**NA**	**190**	**NA**
0619	4/8/1997	6,887.80	6.5	7.82	5,110	539	458	170	8	193	3,370	45	0.2	0.17	-0.001
0619	7/8/1997	6,887.40	7.1	7.73	5,130	586	514	182	8.3	190	3,510	49.2	0.5	0.21	-0.001
0619	10/7/1997	6,887.30	6.2	7.78	5,080	569	483	178	8.15	217	3,190	47.1	0.46	-0.1	-0.001
0619	1/15/1998	6,887.20	6.9	8.09	5,310	521	484	187	8.8	190	3,300	55	0.67	0.13	-0.001
0619	4/7/1998	6,887.10	6.6	7.42	5,280	504	469	176	7.9	188	3,120	41.1	0.42	0.26	-0.001
0619	7/7/1998	6,886.70	6.9	7.61	5,210	505	478	181	8.4	195	3,200	40.7	0.63	-0.1	-0.001
0619	10/6/1998	6,887.00	6.83	7.88	5,390	535	532	197	9.4	191	3,480	44.8	0.42	0.42	-0.001
0619	1/5/1999	6,886.20	6.8	7.72	5,350	523	497	175	8.5	186	3,500	44.3	0.33	0.17	-0.001
0619	4/6/1999	6,886.40	6.7	7.79	5,430	528	534	167	8.1	181	3,440	54.4	0.57	0.21	-0.001
0619	7/13/1999	6,885.69	6.6	7.96	5,400	551	565	195	11.4	194	3,460	50.3	0.49	0.29	-0.001
0619	10/5/1999	6,885.60	6.86	7.86	5,220	581	606	169	8.4	188	3,790	48.3	0.51	0.28	-0.001
0619	1/4/2000	6,885.60	6.7	7.67	5,330	467	497	151	8.9	188	3,000	44.4	-0.05	0.18	-0.001

TAB C.1
ZONE 1 DATA SUMMARY
1989-2002

Well Number	Date	Al (mg/L)	As (mg/L)	Be (mg/L)	Cd (mg/L)	Co (mg/L)	Pb (mg/L)	Mn (mg/L)	Mo (mg/L)	Ni (mg/L)	Se (mg/L)	V (mg/L)	U (mg/L)	Ra-226+ Ra-228 (pCi/L)	Th-230 (pCi/L)	Pb-210 (pCi/L)	Gross Alpha (pCi/L)
NRC Standard		NA	0.05	0.05	0.01	NA	0.05	NA	NA	0.05	0.01	0.1	0.3	5.0	5.0	1.0	15.0
EPA Standard		5.0	0.05	0.017	0.01	0.05	0.05	2.6	1.0	0.2	0.01	0.7	5.0	5.0	NA	NA	15.0
0619	4/8/1997	-0.1	-0.001	-0.01	-0.01	-0.01	-0.05	1.87	-0.1	-0.05	0.004	-0.1	0.0056	6.2	-0.2	-1	4.7
0619	7/8/1997	-0.1	-0.001	-0.01	-0.01	-0.01	-0.05	1.94	-0.1	-0.05	-0.001	-0.1	0.005	5.8	-0.2	-1	-1
0619	10/7/1997	-0.1	-0.001	-0.01	-0.01	-0.01	-0.05	2.05	-0.1	-0.05	-0.001	-0.1	0.007	- 3.0	-0.2	-1	-1
0619	1/15/1998	-0.1	-0.001	-0.01	-0.005	-0.01	-0.05	2.26	-0.1	-0.05	-0.001	-0.1	0.0099	7.9	-0.2	-1	7.5
0619	4/7/1998	-0.1	-0.001	-0.01	-0.005	-0.01	-0.05	1.94	-0.1	-0.05	-0.001	-0.1	0.0062	8.3	-0.2	-1	2.3
0619	7/7/1998	-0.1	-0.001	-0.01	-0.005	-0.01	-0.05	1.97	-0.1	-0.05	-0.001	-0.1	0.0051	4.8	-0.2	-1	-1
0619	10/6/1998	-0.1	-0.001	-0.01	-0.005	0.01	-0.05	2.04	-0.1	-0.05	-0.001	-0.1	0.016	4.6	-0.2	-1	-1
0619	1/5/1999	-0.1	-0.001	-0.01	-0.005	-0.01	-0.05	2.17	-0.1	-0.05	-0.001	-0.1	0.0072	5.4	-0.2	2.4	2.4
0619	4/6/1999	-0.1	-0.001	-0.01	0.005	-0.01	-0.05	2.19	-0.1	-0.05	-0.001	-0.1	0.0053	7.3	-0.2	2	2
0619	7/13/1999	-0.1	-0.001	-0.01	-0.005	-0.01	-0.05	2.34	-0.1	-0.05	-0.001	-0.1	0.0072	4.4	-0.2	-1	-1
0619	10/5/1999	-0.1	-0.001	-0.01	-0.005	0.01	-0.05	2.77	-0.1	-0.05	-0.001	-0.1	0.0066	4.7	-0.2	-1	3.9
0619	1/4/2000	-0.1	-0.001	-0.01	-0.005	-0.01	-0.05	2.43	-0.1	-0.05	-0.001	-0.1	0.0067	3.2	-0.2	-1	1.5

TABLE C.1
ZONE 1 DATA SUMMARY
1989-2002

Well Number	Date	Water Elevation (ft amsl)	Field pH (SU)	Lab pH (SU)	Lab TDS (mg/L)	Ca (mg/L)	Mg (mg/L)	Na (mg/L)	K (mg/L)	HCO3 (mg/L)	SO4 (mg/L)	Cl (mg/L)	NH4 as N (mg/L)	NO3 as N (mg/L)	Chloroform (mg/L)
NRC Standard		NA	NA	NA	NA	NA	NA	NA	NA	NA	NA	NA	NA	NA	0.001
EPA Standard		NA	NA	NA	4,800	NA	NA	NA	NA	NA	2,125	250	NA	190	NA
EPA 02	4/20/1989	6,843.30	6.5	6.89	3,936	503	257	242	8.4	234	2,674	31.7	0.64	0.03	-0.001
EPA 02	7/26/1989	6,843.90	6.8	6.8	3,959	526	275	267	8.9	256	2,463	32.1	0.89	0.01	-0.001
EPA 02	10/5/1989	6,844.30	6.4	7	4,088	528	264	268	11.7	262	2,589	29.7	0.89	0.08	-0.001
EPA 02	1/17/1990	6,844.80	6.2	6.62	3,622	446	216	265	8.2	293	2,197	29.3	0.77	0.12	-0.001
EPA 02	4/18/1990	6,845.00	6.5	6.8	3,704	440	220	250	7.8	293	2,173	30.3	0.88	0.03	-0.001
EPA 02	7/17/1990	6,844.90	6.6	6.7	3,623	479	208	253	8.5	305	2,104	28.8	0.51	0.05	-0.001
EPA 02	10/16/1990	6,845.10	6.4	7.17	3,965	445	230	259	7.5	259	2,462	36.2	0.79	0.01	-0.001
EPA 02	1/8/1991	6,845.30	6.5	6.85	3,834	451	236	263	11	264	2,388	35.6	0.76	0.01	-0.001
EPA 02	4/17/1991	6,845.80	6.3	7.37	3,708	452	238	268	7.6	284	2,300	24.6	0.67	-0.01	-0.001
EPA 02	7/3/1991	6,846.00	6.4	6.83	4,500	523	285	230	7.8	183	3,175	38.1	1.07	-0.01	-0.001
EPA 02	10/22/1991	6,846.50	6.4	6.59	3,843	475	244	242	7.7	275	2,435	34.4	0.96	0.04	-0.001
EPA 02	1/23/1992	6,846.70	6.5	7.02	3,478	455	235	229	7.4	226	2,364	32.6	0.88	-0.01	-0.001
EPA 02	4/2/1992	6,847.10	6.4	7.86	3,799	483	243	279	8.4	282	2,486	29.5	0.92	-0.01	-0.001
EPA 02	7/16/1992	6,846.50	6.5	6.71	3,885	412	224	290	9	237	2,606	33.4	0.58	0.2	-0.001
EPA 02	10/15/1992	6,846.70	6.3	7.02	4,554	580	300	286	10.6	198	2,890	36.1	0.92	-0.1	-0.001
EPA 02	1/14/1993	6,847.00	6.6	7.12	3,380	436	196	213	8.3	276	2,201	29	0.88	-0.1	-0.001
EPA 02	4/15/1993	6,847.50	6.6	7.68	3,534	455	186	255	6.3	270	2,292	30.4	0.67	0.2	-0.001
EPA 02	7/21/1993	6,848.20	6.6	7.43	3,321	458	207	256	8	315	2,247	24.3	0.4	-0.1	-0.001
EPA 02	10/12/1993	6,845.50	6.7	6.5	3,692	498	222	231	7.2	300	2,274	29.6	0.57	-0.1	-0.001
EPA 02	1/11/1994	6,847.80	6.7	7.1	2,674	353	160	194	5.6	300	1,765	26.3	0.55	-0.1	-0.001
EPA 02	4/19/1994	6,847.90	6.6	8.05	2,781	357	159	223	6.9	284	1,771	24.3	0.78	-0.1	-0.001
EPA 02	7/26/1994	6,848.10	6.7	6.93	3,353	469	216	223	6.8	273	2,026	26.6	0.59	-0.1	-0.001
EPA 02	10/11/1994	6,848.00	6.7	7.7	3,036	462	182	222	6.4	304	2,057	25.2	0.71	-0.1	-0.001
EPA 02	1/10/1995	6,848.10	6.6	7.16	3,316	486	144	208	7.6	294	2,057	27.5	0.98	-0.1	-0.001
EPA 02	4/6/1995	6,848.50	6.7	6.91	3,267	423	183	216	6.72	295	2,070	26.5	1.06	-0.1	-0.001
EPA 02	7/11/1995	6,848.40	6.8	7.14	2,674	390	177	203	6.2	325	1,705	25.4	0.81	-0.1	-0.001
EPA 02	10/10/1995	6,842.60	6.7	7.43	2,782	393	156	216	6.4	321	1,741	24.2	0.6	-0.1	-0.001
EPA 02	1/9/1996	6,848.50	6.8	7.73	2,801	382	155	213	6.7	334	1,791	24.7	0.46	-0.1	-0.001
EPA 02	4/10/1996	6,842.70	6.9	7.7	3,018	408	168	191	6	321	1,831	22.7	0.52	-0.1	-0.001
EPA 02	7/17/1996	6,848.50	6.7	6.88	3,042	390	164	208	16	312	1,746	29	0.45	-0.1	-0.001
EPA 02	10/8/1996	6,848.70	6.7	7.17	3,150	453	198	211	6.7	315	1,866	24.5	0.56	-0.1	-0.001
EPA 02	1/28/1997	6,848.70	6.9	7.75	3,000	400	185	190	6.23	318	1,883	29.9	0.48	-0.1	-0.001

TABLE C.1
ZONE 1 DATA SUMMARY
1989-2002

Well Number	Date	Al (mg/L)	As (mg/L)	Be (mg/L)	Cd (mg/L)	Co (mg/L)	Pb (mg/L)	Mn (mg/L)	Mo (mg/L)	Ni (mg/L)	Se (mg/L)	V (mg/L)	U (mg/L)	Ra-226+ Ra-228 (pCi/L)	Th-230 (pCi/L)	Pb-210 (pCi/L)	Gross Alpha (pCi/L)
NRC Standard		NA	0.05	0.05	0.01	NA	0.05	NA	NA	0.05	0.01	0.1	0.3	5.0	5.0	1.0	15.0
EPA Standard		5.0	0.05	0.017	0.01	0.05	0.05	2.6	1.0	0.2	0.01	0.7	5.0	5.0	NA	NA	15.0
EPA 02	4/20/1989		-0.001	-0.05	-0.005		-0.05	2.9		-0.05	-0.001	-0.1	0.0029	2.6	-0.2	-1	-1
EPA 02	7/26/1989	0.37	-0.001	-0.05	-0.01	0.06	-0.05	2.9	-0.1	0.07	-0.001	-0.1	0.0178	- 2.6	1.4	-1	-1
EPA 02	10/5/1989	-0.1	-0.001	-0.05	-0.01	-0.01	-0.05	2.8	-0.01	-0.05	-0.001	-0.1	0.004	2.5	-0.2	3.4	1.1
EPA 02	1/17/1990	-0.1	0.001	-0.05	-0.01	-0.01	-0.05	2.6	-0.1	-0.05	-0.001	-0.1	0.003	- 1.6	0.4	-1	1.1
EPA 02	4/18/1990	-0.1	-0.001	-0.05	-0.01	-0.01	-0.05	2.3	-0.1	-0.05	0.001	-0.1	0.002	- 2.8	-0.2	-1	2.3
EPA 02	7/17/1990	-0.1	-0.001	-0.05	-0.01	-0.01	-0.05	2.29	-0.1	-0.05	-0.001	-0.1	0.0019	2.3	-0.2	-1	-1
EPA 02	10/16/1990	-0.1	-0.001	-0.05	-0.01	0.01	-0.05	2.57	-0.1	-0.05	-0.001	-0.1	-0.0003	- 1.9	-0.2	-1	-1
EPA 02	1/8/1991	-0.1	-0.001	-0.01	-0.01	-0.01	-0.05	2.62	-0.1	-0.05	-0.001	-0.1	0.0196	- 2.2	-0.2	-1	-1
EPA 02	4/17/1991	-0.1	-0.001	-0.01	-0.01	-0.01	-0.05	2.12	-0.1	-0.05	-0.001	-0.1	0.001	2.8	-0.2	-1	1
EPA 02	7/3/1991	0.3	-0.001	-0.01	-0.01	-0.01	-0.05	3.02	0.03	-0.05	-0.001	-0.1	-0.0003	3.9	-0.2	-1	-1
EPA 02	10/22/1991	-0.1	-0.001	-0.01	-0.01	0.02	-0.05	2.09	-0.1	-0.05	-0.001	-0.1	0.001	3.9	-0.2	-1	-1
EPA 02	1/23/1992	-0.1	-0.001	-0.01	-0.01	-0.01	-0.05	2.77	-0.1	-0.05	-0.001	-0.1	0.003	- 1.3	-0.2	1.3	-1
EPA 02	4/2/1992	-0.1	-0.001	-0.01	-0.01	-0.01	-0.05	2.46	-0.1	-0.05	-0.001	-0.1	0.009	4.6	-0.2	3	-1
EPA 02	7/16/1992	0.13	-0.001	-0.01	-0.01	-0.01	-0.05	2.3	-0.1	-0.05	-0.001	-0.1	0.001	8.1	-0.2	2.5	1.9
EPA 02	10/15/1992	-0.1	-0.001	-0.01	-0.01	-0.01	-0.05	3.23	-0.1	-0.05	-0.001	-0.1	-0.0003	7.5	-0.2	2.1	1.3
EPA 02	1/14/1993	-0.1	-0.001	-0.01	-0.01	-0.01	-0.05	2.27	-0.1	-0.05	-0.001	-0.1	0.001	- 1.2	-0.2	-1	-1
EPA 02	4/15/1993	-0.1	-0.001	-0.01	-0.01	-0.01	-0.05	2.15	-0.1	-0.05	-0.001	-0.1	0.001	- 1.5	-0.2	1.6	-1
EPA 02	7/21/1993	-0.1	-0.001	-0.01	-0.01	-0.01	-0.05	1.59	-0.1	-0.05	-0.001	-0.1	-0.0003	3.4	-0.2	-1	-1
EPA 02	10/12/1993	0.1	-0.001	-0.01	-0.01	0.01	-0.05	2.11	-0.1	-0.05	-0.001	-0.1	0.002	3.5	-0.2	2.8	4.5
EPA 02	1/11/1994	0.13	-0.001	-0.01	-0.01	-0.01	-0.05	1.78	-0.1	-0.05	-0.001	-0.1	-0.0003	5.0	-0.2	-1	8.1
EPA 02	4/19/1994	-0.1	0.001	-0.01	-0.01	0.02	-0.05	2	-0.1	-0.05	-0.001	-0.1	0.001	2.9	-0.2	-1	4.1
EPA 02	7/26/1994	0.16	-0.001	-0.01	-0.01	-0.01	-0.05	1.81	-0.1	-0.05	-0.001	-0.1	0.002	- 1.2	-0.2	-1	-1
EPA 02	10/11/1994	-0.1	-0.001	-0.01	-0.01	-0.01	-0.05	1.52	-0.1	-0.05	-0.001	-0.1	0.002	- 2.0	-0.2	-1	1.2
EPA 02	1/10/1995	-0.1	-0.001	-0.01	-0.01	-0.01	-0.05	1.82	-0.1	-0.05	-0.001	-0.1	0.002	- 2.1	-0.2	-1	2.8
EPA 02	4/6/1995	-0.1	-0.001	-0.01	-0.01	-0.01	-0.05	1.59	-0.1	-0.05	-0.001	-0.1	0.002	3.0	-0.2	-1	3.8
EPA 02	7/11/1995	-0.1	-0.001	-0.01	-0.01	-0.01	-0.05	1.47	-0.1	-0.05	-0.001	-0.1	0.0012	- 2.0	-0.2	-1	3.4
EPA 02	10/10/1995	-0.1	0.001	-0.01	-0.01	-0.01	-0.05	1.48	-0.1	-0.05	-0.001	-0.1	0.0011	- 2.2	-0.2	-1	1.1
EPA 02	1/9/1996	-0.1	0.003	-0.01	-0.01	-0.01	-0.05	1.48	-0.1	-0.05	-0.001	-0.1	0.0026	- 2.0	-0.2	-1	-1
EPA 02	4/10/1996	-0.1	-0.001	-0.01	-0.01	-0.01	-0.05	1.52	-0.1	-0.05	-0.001	-0.1	0.0008	- 1.7	0.7	-1	-1
EPA 02	7/17/1996	-0.1	-0.001	-0.01	-0.01	-0.01	-0.05	1.58	-0.1	-0.05	-0.001	-0.1	0.0011	- 1.9	0.9	-1	-1
EPA 02	10/8/1996	-0.1	-0.001	-0.01	-0.01	-0.01	-0.05	1.53	-0.1	-0.05	-0.001	-0.1	-0.0003	- 1.8	-0.2	-1	1.7
EPA 02	1/28/1997	-0.1	-0.001	-0.01	-0.01	-0.01	-0.05	1.46	-0.1	-0.05	-0.001	-0.1	-0.0003	- 2.8	-0.2	-1	-1

TABLE C.1
ZONE 1 DATA SUMMARY
1989-2002

Well Number	Date	Water Elevation (ft amsl)	Field pH (SU)	Lab pH (SU)	Lab TDS (mg/L)	Ca (mg/L)	Mg (mg/L)	Na (mg/L)	K (mg/L)	HCO3 (mg/L)	SO4 (mg/L)	Cl (mg/L)	NH4 as N (mg/L)	NO3 as N (mg/L)	Chloroform (mg/L)
NRC Standard		**NA**	**NA**	**NA**	**NA**	**NA**	**NA**	**NA**	**NA**	**NA**	**NA**	**NA**	**NA**	**NA**	**0.001**
EPA Standard		**NA**	**NA**	**NA**	**4,800**	**NA**	**NA**	**NA**	**NA**	**NA**	**2,125**	**250**	**NA**	**190**	**NA**
EPA 02	4/15/1997	6,848.70	6.7	7.77	2,970	410	184	202	6.6	325	1,775	26.4	0.46	-0.1	-0.001
EPA 02	7/15/1997	6,848.50	6.5	7.46	3,090	411	186	192	6.6	321	1,780	27.7	0.51	-0.1	-0.001
EPA 02	10/15/1997	6,848.50	6.6	7.64	2,920	400	185	195	6.1	322	1,740	31.6	0.5	-0.1	-0.001
EPA 02	1/20/1998	6,849.20	6.5	7.76	3,060	407	182	208	6.9	318	2,000	26.8	0.73	-0.1	-0.001
EPA 02	4/14/1998	6,848.90	6.4	7.47	3,130	438	199	194	6.3	316	1,830	26.2	0.54	-0.1	-0.001
EPA 02	7/14/1998	6,848.70	7	7.66	3,120	385	190	207	6.9	313	1,700	22.3	0.49	-0.1	-0.001
EPA 02	10/6/1998	6,849.50	6.6	7.82	3,390	454	227	221	7.9	292	2,150	28.6	0.75	-0.1	-0.001
EPA 02	1/12/1999	6,849.30	6.8	7.65	3,060	364	180	181	6.7	311	1,740	27.8	0.55	-0.1	-0.001
EPA 02	4/13/1999	6,849.50	6.7	7.69	3,110	420	182	198	6.8	304	1,800	31.3	0.64	-0.1	-0.001
EPA 02	7/20/1999	6,849.19	6.7	7.67	3,080	385	186	187	8.8	307	1,650	29	0.59	-0.1	-0.001
EPA 02	10/12/1999	6,849.30	6.64	7.65	3,640	478	244	186	7.6	268	1,970	45.7	0.7	-1	-0.001
EPA 02	1/11/2000	6,849.50	6.7	7.63	3,090	384	187	179	7.4	310	1,700	28.9	0.57	-0.1	-0.001
EPA 02	5/2/2000	6,850.10	6.6	7.72	2,800	349	162	183	5.9	296	1,490	20.2	0.48	-0.1	-0.001
EPA 02	7/10/2000	6,849.90	6.67	7.42	2,740	369	166	192	5.89	334	1,540	20.4	0.47	-0.1	-0.001
EPA 02	10/2/2000	6,849.95	6.7	7.49	2,670	359	172	195	7.8	330	1,740	21.2	0.42	-0.1	-0.001
EPA 02	1/15/2001	6,850.00	6.8	7.34	2,680	360	157	185	6.5	350	1,690	25.8	0.5	-0.1	-0.001
EPA 02	4/2/2001	6,850.10	6.87	7.39	2,730	408	182	173	6	425	1,600	23.7	0.53	-0.1	-0.001
EPA 02	7/16/2001	6,849.60	7.03	7.57	2,770	341	159	182	6.9	430	1,630	28.3	0.53	-0.1	-0.001
EPA 02	10/9/2001	6,849.75	6.67	7.7	2,760	330	150	182	6.2	371	1,420	25.1	0.36	-0.1	-0.001
EPA 02	1/14/2002	6,849.80	6.96	7.2	2,730	406	177	168	8	355	1,550	24.8	0.43	-0.1	-0.001
EPA 02	4/9/2002	6,849.36	6.83	7.29	2,760	356	159	186	6.2	379	1,570	25.4	0.45	-0.1	-0.001
EPA 02	7/16/2002	6,849.45	6.14	7.54	2,760	352	161	188	6	448	1,510	24.6	0.6	-0.1	-0.001
EPA 02	10/15/2002	6,849.16	6.14	7.72	2,630	398	178	189	5.9	432	1,700	21	0.5	-0.1	-0.001

TABLE C.1
ZONE 1 DATA SUMMARY
1989-2002

Well Number	Date	Al (mg/L)	As (mg/L)	Be (mg/L)	Cd (mg/L)	Co (mg/L)	Pb (mg/L)	Mn (mg/L)	Mo (mg/L)	Ni (mg/L)	Se (mg/L)	V (mg/L)	U (mg/L)	Ra-226+ Ra-228 (pCi/L)	Th-230 (pCi/L)	Pb-210 (pCi/L)	Gross Alpha (pCi/L)
NRC Standard		**NA**	**0.05**	**0.05**	**0.01**	**NA**	**0.05**	**NA**	**NA**	**0.05**	**0.01**	**0.1**	**0.3**	**5.0**	**5.0**	**1.0**	**15.0**
EPA Standard		**5.0**	**0.05**	**0.017**	**0.01**	**0.05**	**0.05**	**2.6**	**1.0**	**0.2**	**0.01**	**0.7**	**5.0**	**5.0**	**NA**	**NA**	**15.0**
EPA 02	4/15/1997	-0.1	-0.001	-0.01	-0.01	-0.01	-0.05	1.49	-0.1	-0.05	-0.001	-0.1	-0.0003	- 1.2	-0.2	-1	-1
EPA 02	7/15/1997	-0.1	-0.001	-0.01	-0.01	-0.01	-0.05	1.42	-0.1	-0.05	-0.001	-0.1	-0.0003	3.4	-0.2	-1	-1
EPA 02	10/15/1997	-0.1	-0.001	-0.01	-0.01	-0.01	-0.05	1.49	-0.1	-0.05	-0.001	-0.1	-0.0003	- 1.5	-0.2	-1	-1
EPA 02	1/20/1998	-0.1	-0.001	-0.01	-0.005	-0.01	-0.05	1.75	-0.1	-0.05	-0.001	-0.1	0.0009	- 2.0	-0.2	-1	-1
EPA 02	4/14/1998	-0.1	-0.001	-0.01	-0.005	-0.01	-0.05	1.6	-0.1	-0.05	-0.001	-0.1	0.0008	- 2.1	-0.2	-1	-1
EPA 02	7/14/1998	-0.1	-0.001	-0.01	-0.005	-0.01	-0.05	1.5	-0.1	-0.05	-0.001	-0.1	0.0009	- 1.9	-0.2	7.5	-1
EPA 02	10/6/1998	-0.1	-0.001	-0.01	-0.005	-0.01	-0.05	1.94	-0.1	-0.05	-0.001	-0.1	0.0007	3.5	-0.2	-1	-1
EPA 02	1/12/1999	-0.1	-0.001	-0.01	-0.005	-0.01	-0.05	1.44	-0.1	-0.05	-0.001	-0.1	0.0028	3.4	-0.2	-1	-1
EPA 02	4/13/1999	-0.1	-0.001	-0.01	-0.005	-0.01	-0.05	1.64	-0.1	-0.05	-0.001	-0.1	0.0009	- 2.1	-0.2	1.8	1.8
EPA 02	7/20/1999	-0.1	-0.001	-0.01	-0.005	-0.01	-0.05	1.35	-0.1	-0.05	-0.001	-0.1	0.0012	3.3	-0.2	2.1	2.1
EPA 02	10/12/1999	-0.1	-0.001	-0.01	-0.005	-0.01	-0.05	2.21	-0.1	-0.05	-0.001	-0.1	-0.0003	2.8	-0.2	-1	1.8
EPA 02	1/11/2000	0.12	-0.001	-0.01	-0.005	-0.01	-0.05	1.58	-0.1	-0.05	0.001	-0.1	0.0015	- 1.8	-0.2	-1	-1
EPA 02	5/2/2000	-0.1	-0.001	-0.01	-0.005	-0.01	-0.05	1.29	-0.1	-0.05	-0.001	-0.1	0.0016	- 2.7	-0.2	-1	2.2
EPA 02	7/10/2000	-0.1	-0.001	-0.01	-0.005	-0.01	-0.05	1.27	-0.1	-0.05	-0.001	-0.1	0.0011	5.4	-0.2	-1	1.4
EPA 02	10/2/2000	-0.1	0.004	-0.01	-0.005	-0.01	-0.05	1.07	-0.1	-0.05	-0.001	-0.1	0.0011	- 2.8	-0.2	-1	2.6
EPA 02	1/15/2001	-0.1	-0.001	-0.01	-0.005	-0.01	-0.05	1.21	-0.1	-0.05	-0.001	-0.1	0.0015	4.0	-0.2	-1	1.2
EPA 02	4/2/2001	-0.1	0.001	-0.01	-0.005	-0.01	-0.05	1.14	-0.1	-0.05	-0.001	-0.1	0.0005	- 2.4	-0.2	-1	2.1
EPA 02	7/16/2001	-0.1	-0.001	-0.01	-0.005	-0.01	-0.05	1.2	-0.1	-0.05	-0.001	-0.1	0.0004	5.7	-0.2	-1	1.6
EPA 02	10/9/2001	-0.1	0.002	-0.01	-0.005	-0.01	-0.05	1.08	-0.1	-0.05	-0.001	-0.1	0.0005	3.9	-0.2	-1	-1
EPA 02	1/14/2002	-0.1	-0.001	-0.01	-0.005	-0.01	-0.05	1.34	-0.1	-0.05	-0.001	-0.1	0.001	4.6	-0.2	-1	1.3
EPA 02	4/9/2002	-0.1	-0.001	-0.01	-0.005	-0.01	-0.05	1.28	-0.1	-0.05	-0.001	-0.1	0.0008	2.8	-0.2	-1	1.8
EPA 02	7/16/2002	-0.1	-0.001	-0.01	-0.005	-0.01	-0.05	1.28	-0.1	-0.05	-0.001	-0.1	-0.0003	- 2.7	-0.2	-1	1.7
EPA 02	10/15/2002	-0.1	0.002	-0.01	-0.005	-0.01	-0.05	1.12	-0.1	-0.05	-0.001	-0.1	0.0009	4.7	-0.2	-1	-1

TABLE C.1
ZONE 1 DATA SUMMARY
1989-2002

Well Number	Date	Water Elevation (ft amsl)	Field pH (SU)	Lab pH (SU)	Lab TDS (mg/L)	Ca (mg/L)	Mg (mg/L)	Na (mg/L)	K (mg/L)	HCO3 (mg/L)	SO4 (mg/L)	Cl (mg/L)	NH4 as N (mg/L)	NO3 as N (mg/L)	Chloroform (mg/L)
NRC Standard		**NA**	**NA**	**NA**	**NA**	**NA**	**NA**	**NA**	**NA**	**NA**	**NA**	**NA**	**NA**	**NA**	**0.001**
EPA Standard		**NA**	**NA**	**NA**	**4,800**	**NA**	**NA**	**NA**	**NA**	**NA**	**2,125**	**250**	**NA**	**190**	**NA**
EPA 02Dup	10/9/2000	6,850.00	6.69	7.62	2,700	327	153	187	6.54	331	1,380	18.1	0.43	-0.1	-0.001
EPA 02Dup	1/15/2001	6,849.65	6.9	7.47	2,560	358	156	185	6.5	330	1,680	26.3	0.5	-0.1	-0.001
EPA 02Dup	4/2/2001	6,849.80	6.88	7.26	2,780	407	181	170	5.9	333	1,610	24	0.46	-0.1	-0.001
EPA 02Dup	7/16/2001	6,849.15	7.08	7.49	2,720	343	159	185	6.8	331	1,610	28.2	0.53	-0.1	-0.001
EPA 02Dup	10/9/2001	6,849.40	6.72	7.1	2,730	330	150	177	6.2	338	1,440	27.1	0.45	-0.1	-0.001
EPA 02Dup	1/14/2002	6,849.40	6.85	7.1	2,770	409	179	174	8.13	334	1,600	24.7	0.47	-0.1	-0.001
EPA 02Dup	4/9/2002	6,848.95	6.72	7.21	2,780	351	158	184	6.3	336	1,570	24.8	0.5	-0.1	-0.001
EPA 02Dup	7/16/2002	6,849.28	6.56	7.37	2,770	352	160	190	7.6	332	1,540	25.9	1.3	-0.1	-0.001
EPA 02Dup	10/15/2002	6,849.02	6.43	7.48	2,650	400	180	187	6.1	337	1,750	15.2	0.62	-0.1	-0.001

TABLE C.1
ZONE 1 DATA SUMMARY
1989-2002

Well Number	Date	Al (mg/L)	As (mg/L)	Be (mg/L)	Cd (mg/L)	Co (mg/L)	Pb (mg/L)	Mn (mg/L)	Mo (mg/L)	Ni (mg/L)	Se (mg/L)	V (mg/L)	U (mg/L)	Ra-226+ Ra-228 (pCi/L)	Th-230 (pCi/L)	Pb-210 (pCi/L)	Gross Alpha (pCi/L)
NRC Standard		**NA**	**0.05**	**0.05**	**0.01**	**NA**	**0.05**	**NA**	**NA**	**0.05**	**0.01**	**0.1**	**0.3**	**5.0**	**5.0**	**1.0**	**15.0**
EPA Standard		**5.0**	**0.05**	**0.017**	**0.01**	**0.05**	**0.05**	**2.6**	**1.0**	**0.2**	**0.01**	**0.7**	**5.0**	**5.0**	**NA**	**NA**	**15.0**
EPA 02Dup	10/9/2000	-0.1	-0.001	-0.01	-0.005	-0.01	-0.05	1.07	-0.1	-0.05	-0.001	-0.1	0.012	4.7	-0.2	-1	1.5
EPA 02Dup	1/15/2001	-0.1	-0.001	-0.01	-0.005	-0.01	-0.05	1.15	-0.1	-0.05	-0.001	-0.1	0.0013	6.0	-0.2	-1	1.1
EPA 02Dup	4/2/2001	-0.1	0.001	-0.01	-0.005	-0.01	-0.05	1.24	-0.1	-0.05	-0.001	-0.1	0.0006	- 2.4	-0.2	-1	1.4
EPA 02Dup	7/16/2001	-0.1	-0.001	-0.01	-0.005	-0.01	-0.05	1.18	-0.1	-0.05	-0.001	-0.1	0.0006	7.2	-0.2	-1	-1
EPA 02Dup	10/9/2001	-0.1	-0.001	-0.01	-0.005	-0.01	-0.05	1.08	-0.1	-0.05	-0.001	-0.1	0.0004	- 2.2	-0.2	-1	-1
EPA 02Dup	1/14/2002	-0.1	-0.001	-0.01	-0.005	-0.01	-0.05	1.35	-0.1	-0.05	-0.001	-0.1	0.0008	13.8	-0.2	-1	1.9
EPA 02Dup	4/9/2002	-0.1	-0.001	-0.01	-0.005	-0.01	-0.05	1.28	-0.1	-0.05	-0.001	-0.1	0.001	- 2.5	-0.2	-1	1.4
EPA 02Dup	7/16/2002	-0.1	-0.001	-0.01	-0.005	-0.01	-0.05	1.26	-0.1	-0.05	-0.001	-0.1	-0.0003	- 1.9	-0.2	-1	1.8
EPA 02Dup	10/15/2002	-0.1	0.001	-0.01	-0.005	-0.01	-0.05	1.29	-0.1	-0.05	-0.001	-0.1	0.0009	- 2.5	-0.2	-1	-1

TABLE 1
ZONE 1 DATA SUMMARY
1989-2002

Well Number	Date	Water Elevation (ft amsl)	Field pH (SU)	Lab pH (SU)	Lab TDS (mg/L)	Ca (mg/L)	Mg (mg/L)	Na (mg/L)	K (mg/L)	HCO3 (mg/L)	SO4 (mg/L)	Cl (mg/L)	NH4 as N (mg/L)	NO3 as N (mg/L)	Chloroform (mg/L)
NRC Standard		NA	NA	NA	NA	NA	NA	NA	NA	NA	NA	NA	NA	NA	0.001
EPA Standard		NA	NA	NA	4,800	NA	NA	NA	NA	NA	2,125	250	NA	190	NA
EPA 04	4/17/1989	6,868.40	6.8	7.1	4,506	529	350	217	8.5	184	2,962	36.5	0.81	-0.01	-0.001
EPA 04	7/26/1989	6,868.80	6.9	5.97	4,433	559	373	242	9.1	183	3,039	37.1	0.91	0.03	-0.001
EPA 04	10/5/1989	6,869.10	6.5	6.9	4,760	560	371	244	12.3	182	3,043	38.9	0.98	0.1	-0.001
EPA 04	1/16/1990	6,869.40	6.5	6.76	4,554	491	343	229	8.95	217	2,919	37.5	0.99	0.1	-0.001
EPA 04	4/17/1990	6,869.30	6.5	6.9	4,604	500	347	223	7.7	194	2,851	38.4	1.02	0.15	-0.001
EPA 04	7/17/1990	6,869.10	6.4	6.7	4,642	526	367	226	9.2	201	2,855	36.4	0.7	0.06	-0.001
EPA 04	10/16/1990	6,869.10	6.4	7.15	4,645	515	368	232	9.2	193	2,987	42.7	0.82	0.11	-0.001
EPA 04	1/8/1991	6,869.00	6.5	6.65	4,644	494	337	225	17	185	3,039	40.1	0.99	0.04	-0.001
EPA 04	4/17/1991	6,869.50	6.5	7.22	4,759	525	392	238	8.9	161	3,260	40.2	0.97	-0.01	-0.001
EPA 04	7/3/1991	6,869.60	6.6	6.8	4,686	504	352	210	7.7	184	3,345	37.8	1.04	0.05	-0.001
EPA 04	10/22/1991	6,870.20	6.5	6.56	4,651	502	350	221	8.2	188	2,948	44.2	1.16	0.04	-0.001
EPA 04	1/23/1992	6,870.50	6.4	6.52	4,263	490	344	211	8	184	2,997	42.4	1.14	-0.01	-0.001
EPA 04	4/2/1992	6,870.50	6.4	7.82	4,554	495	348	258	9.3	210	2,963	37.3	1.19	-0.01	-0.001
EPA 04	7/15/1992	6,869.70	6.6	7.55	4,808	482	336	238	9	173	3,072	41.2	0.73	0.2	-0.001
EPA 04	10/14/1992	6,869.80	6.8	6.87	4,904	526	357	230	8.6	174	3,164	40.2	0.79	-0.1	-0.001
EPA 04	1/13/1993	6,870.00	6.6	6.98	4,631	506	343	228	9.7	177	3,107	38.8	0.21	-0.1	-0.001
EPA 04	4/15/1993	6,870.50	6.6	7.05	4,684	452	337	242	7.4	175	3,006	39.4	0.98	0.1	-0.001
EPA 04	4/15/1993	--	6.6	7.05	4,684	452	337	242	7.4	175	3,006	39.4	0.98	0.1	-0.001
EPA 04	7/20/1993	6,871.10	6.7	7.11	4,351	519	369	211	7.8	203	3,081	37.4	0.84	-0.1	-0.001
EPA 04	10/12/1993	6,868.80	7.1	6.47	4,585	533	332	217	7.8	189	2,962	34.3	0.79	-0.1	-0.001
EPA 04	1/11/1994	6,869.50	6.8	6.88	4,530	543	336	219	7.2	178	3,119	35.8	0.89	-0.1	-0.001
EPA 04	4/20/1994	6,870.50	6.7	6.44	4,612	544	346	233	7.3	167	3,065	37.9	1.42	-0.1	-0.001
EPA 04	7/26/1994	6,870.40	6.7	6.45	4,420	578	359	225	8.2	172	2,863	35.7	0.93	-0.1	-0.001
EPA 04	10/11/1994	6,870.30	6.6	7.42	4,528	539	380	229	8.3	195	3,133	37.9	1.11	-0.1	-0.001
EPA 04	1/10/1995	6,870.40	6.5	6.98	4,598	640	286	210	9.5	190	3,090	38.3	1.48	-0.1	-0.001
EPA 04	4/6/1995	6,870.60	6.6	6.99	4,715	640	328	212	8.3	189	3,268	39.3	1.7	-0.1	-0.001
EPA 04	7/11/1995	6,870.30	6.8	7.44	3,894	485	325	194	7.4	253	2,490	35.1	1.29	-0.1	-0.001
EPA 04	10/10/1995	6,870.40	6.7	7.04	4,004	515	335	220	8	217	2,641	33.1	1.04	-0.1	-0.001
EPA 04	1/9/1996	6,870.30	6.8	7.89	4,093	505	335	213	8.3	257	2,637	34.4	0.75	-0.1	-0.001
EPA 04	4/10/1996	6,870.20	6.9	7.63	4,412	544	338	199	7.6	223	3,002	36.6	0.85	-0.1	-0.001
EPA 04	7/17/1996	6,870.20	6.8	6.76	4,161	485	300	221	8.3	216	2,580	38	0.69	-0.1	-0.001
EPA 04	10/8/1996	6,870.10	6.6	7.12	4,390	555	358	211	8.3	196	2,721	35.3	0.79	-0.1	-0.001

TAB C.1
ZONE 1 DATA SUMMARY
1989-2002

Well Number	Date	Al (mg/L)	As (mg/L)	Be (mg/L)	Cd (mg/L)	Co (mg/L)	Pb (mg/L)	Mn (mg/L)	Mo (mg/L)	Ni (mg/L)	Se (mg/L)	V (mg/L)	U (mg/L)	Ra-226+ Ra-228 (pCi/L)	Th-230 (pCi/L)	Pb-210 (pCi/L)	Gross Alpha (pCi/L)
NRC Standard		**NA**	**0.05**	**0.05**	**0.01**	**NA**	**0.05**	**NA**	**NA**	**0.05**	**0.01**	**0.1**	**0.3**	**5.0**	**5.0**	**1.0**	**15.0**
EPA Standard		**5.0**	**0.05**	**0.017**	**0.01**	**0.05**	**0.05**	**2.6**	**1.0**	**0.2**	**0.01**	**0.7**	**5.0**	**5.0**	**NA**	**NA**	**15.0**
EPA 04	4/17/1989		-0.001	-0.05	-0.005		-0.05	2.8		-0.05	-0.001	-0.1	0.0004	3.1	-0.2	-1	1.2
EPA 04	7/26/1989	-0.1	-0.001	-0.05	-0.01	-0.01	-0.05	3.4	-0.1	-0.05	-0.001	-0.1	0.004	3.3	0.9	-1	3
EPA 04	10/5/1989	-0.1	-0.001	-0.05	-0.01	-0.01	-0.05	3.1	-0.01	-0.05	-0.001	-0.1	0.003	3.9	0.3	2.2	3
EPA 04	1/16/1990	-0.1	-0.001	-0.05	-0.01	-0.01	-0.05	3.4	-0.1	-0.05	-0.001	-0.1	0.0007	4.7	2.8	-1	3.5
EPA 04	4/17/1990	-0.1	-0.001	-0.05	-0.01	-0.01	-0.05	2.5	-0.1	-0.05	-0.001	-0.1	0.002	2.4	-0.2	2.4	1.5
EPA 04	7/17/1990	-0.1	-0.001	-0.05	-0.01	-0.01	-0.05	3.31	-0.1	-0.05	-0.001	-0.1	0.001	5.2	-0.2	1.5	-1
EPA 04	10/16/1990	-0.1	-0.001	-0.05	-0.01	0.01	-0.05	3.31	-0.1	-0.05	-0.001	-0.1	-0.0003	- 2.5	-0.2	1.1	2
EPA 04	1/8/1991	-0.1	-0.001	-0.01	-0.01	0.01	-0.05	3.27	-0.1	-0.05	-0.001	-0.1	-0.0003	4.2	-0.2	-1	2
EPA 04	4/17/1991	0.11	-0.001	-0.01	-0.01	-0.01	-0.05	3.87	-0.1	-0.05	-0.001	-0.1	0.001	5.6	-0.2	-1	-1
EPA 04	7/3/1991	0.3	-0.001	-0.01	-0.01	0.01	-0.05	3.21	0.03	-0.05	-0.001	-0.1	0.0029	6.6	-0.2	-1	1
EPA 04	10/22/1991	-0.1	-0.001	-0.01	-0.01	0.02	-0.05	3.28	-0.1	-0.05	-0.001	-0.1	0.0684	4.6	-0.2	1.8	-1
EPA 04	1/23/1992	0.14	-0.001	-0.01	-0.01	-0.01	-0.05	2.95	-0.1	-0.05	-0.001	-0.1	0.007	- 2.2	-0.2	1.9	1
EPA 04	4/2/1992	-0.1	-0.001	-0.01	-0.01	-0.01	-0.05	3.34	-0.1	-0.05	-0.001	-0.1	0.001	5.9	-0.2	9.1	-1
EPA 04	7/15/1992	-0.1	-0.001	-0.01	-0.01	-0.01	-0.05	3.19	-0.1	-0.05	-0.001	-0.1	0.004	6.9	-0.2	-1	2
EPA 04	10/14/1992	0.1	-0.001	-0.01	-0.01	-0.01	-0.05	3.41	-0.1	-0.05	-0.001	-0.1	0.029	9.0	-0.2	-1	2.1
EPA 04	1/13/1993	0.1	-0.001	-0.01	-0.01	0.02	-0.05	3.47	-0.1	-0.05	-0.001	-0.1	-0.0003	14.8	-0.2	-1	1.1
EPA 04	4/15/1993	-0.1	-0.001	-0.01	-0.01	-0.01	-0.05	3.55	-0.1	-0.05	-0.001	-0.1	-0.0003	2.1	-0.2	-1	1.2
EPA 04	4/15/1993	-0.1	-0.001	-0.01	-0.01	-0.01	-0.05	3.55	-0.1	-0.05	-0.001	-0.1	-0.0003	2.1	-0.2	-1	1.2
EPA 04	7/20/1993	-0.1	-0.001	-0.01	-0.01	-0.01	-0.05	2.81	-0.1	-0.05	-0.001	-0.1	-0.0003	4.6	-0.2	-1	1.5
EPA 04	10/12/1993	-0.1	-0.001	-0.01	-0.01	0.01	-0.05	3.08	-0.1	-0.05	-0.001	-0.1	0.003	3.9	-0.2	1.3	5.2
EPA 04	1/11/1994	-0.1	-0.001	-0.01	-0.01	-0.01	-0.05	3.59	-0.1	-0.05	-0.001	-0.1	0.001	4.1	-0.2	-1	6.6
EPA 04	4/20/1994	0.15	0.002	-0.01	-0.01	-0.01	-0.05	2.77	-0.1	-0.05	-0.001	-0.1	0.001	5.0	-0.2	1.8	6.7
EPA 04	7/26/1994	-0.1	-0.001	-0.01	-0.01	-0.01	-0.05	3.4	-0.1	-0.05	-0.001	-0.1	0.002	7.0	-0.2	-1	9.7
EPA 04	10/11/1994	-0.1	-0.001	-0.01	-0.01	-0.01	-0.05	2.95	-0.1	-0.05	-0.001	-0.1	0.001	3.9	-0.2	-1	5.2
EPA 04	1/10/1995	-0.1	-0.001	-0.01	-0.01	-0.01	-0.05	3.42	-0.1	-0.05	-0.001	-0.1	0.001	4.2	0.2	3	5.6
EPA 04	4/6/1995	-0.1	0.001	-0.01	-0.01	-0.01	-0.05	3.25	-0.1	-0.05	-0.001	-0.1	0.001	4.4	-0.2	-1	6.1
EPA 04	7/11/1995	-0.1	-0.001	-0.01	-0.01	-0.01	-0.05	2.76	-0.1	-0.05	-0.001	-0.1	-0.0003	3.8	0.4	-1	5
EPA 04	10/10/1995	-0.1	0.002	-0.01	-0.01	-0.01	-0.05	2.89	-0.1	-0.05	-0.001	-0.1	0.0008	5.7	0.4	-1	2.2
EPA 04	1/9/1996	-0.1	0.003	-0.01	-0.01	-0.01	-0.05	2.83	-0.1	-0.05	-0.001	-0.1	0.001	3.5	-0.2	2.6	-1
EPA 04	4/10/1996	-0.1	-0.001	-0.01	-0.01	-0.01	-0.05	3.2	-0.1	-0.05	-0.001	-0.1	-0.0003	4.5	-0.2	-1	-1
EPA 04	7/17/1996	-0.1	-0.001	-0.01	-0.01	-0.01	-0.05	2.85	-0.1	-0.05	-0.001	-0.1	0.0009	- 1.5	-0.2	-1	-1
EPA 04	10/8/1996	-0.1	-0.001	-0.01	-0.01	-0.01	-0.05	2.89	-0.1	-0.05	-0.001	-0.1	-0.0003	- 2.2	-0.2	-1	-1

TABLE C.1
ZONE 1 DATA SUMMARY
1989-2002

Well Number	Date	Water Elevation (ft amsl)	Field pH (SU)	Lab pH (SU)	Lab TDS (mg/L)	Ca (mg/L)	Mg (mg/L)	Na (mg/L)	K (mg/L)	HCO3 (mg/L)	SO4 (mg/L)	Cl (mg/L)	NH4 as N (mg/L)	NO3 as N (mg/L)	Chloroform (mg/L)
	NRC Standard	**NA**	**NA**	**NA**	**NA**	**NA**	**NA**	**NA**	**NA**	**NA**	**NA**	**NA**	**NA**	**NA**	**0.001**
	EPA Standard	**NA**	**NA**	**NA**	**4,800**	**NA**	**NA**	**NA**	**NA**	**NA**	**2,125**	**250**	**NA**	**190**	**NA**
EPA 04	1/28/1997	6,870.10	6.8	7.51	4,290	510	335	192	7.84	222	2,895	44	0.77	-0.1	-0.001
EPA 04	4/15/1997	6,869.90	6.4	7.38	4,390	544	354	212	8.5	222	2,829	39.4	0.83	-0.1	-0.001
EPA 04	7/15/1997	6,869.50	6.5	7.22	4,320	556	338	200	8	227	2,800	38.9	0.79	-0.1	-0.001
EPA 04	10/15/1997	6,869.40	6.4	7.6	4,480	591	372	202	7.8	209	2,900	49.1	0.82	-0.1	-0.001
EPA 04	10/15/1997	6,869.40	6.4	7.6	4,480	591	372	202	7.8	209	2,900	49.1	0.82	-0.1	-0.001
EPA 04	1/20/1998	6,870.30	6.6	7.85	4,480	588	366	216	8.7	212	3,100	41.9	1.08	-0.1	-0.001
EPA 04	1/20/1998	6,870.30	6.6	7.85	4,480	588	366	216	8.7	212	3,100	41.9	1.08	-0.1	-0.001
EPA 04	4/14/1998	6,869.50	6.7	7.08	4,480	586	340	226	8.2	209	3,010	35.1	0.85	-0.1	-0.001
EPA 04	4/14/1998	6,869.50	6.7	7.08	4,480	586	340	226	8.2	209	3,010	35.1	0.85	-0.1	-0.001
EPA 04	7/14/1998	6,869.20	6.6	7.25	4,620	576	366	223	8.8	200	3,000	36.7	0.86	-0.1	-0.001
EPA 04	7/14/1998	6,869.20	6.6	7.25	4,620	576	366	223	8.8	200	3,000	36.7	0.86	-0.1	-0.001
EPA 04	1/12/1999	6,869.50	6.6	7.53	4,590	615	347	199	8	214	3,000	37.2	0.92	-0.1	-0.001
EPA 04	4/13/1999	6,869.80	6.5	7.46	4,590	582	343	206	8.2	208	2,860	43.8	0.97	0.11	-0.001
EPA 04	7/20/1999	6,869.50	6.5	7.11	4,790	555	323	193	10.4	207	2,550	40	0.85	-0.1	-0.001
EPA 04	10/12/1999	6,869.20	6.6	7.94	4,830	556	332	193	8.4	641	2,780	39	0.87	-0.1	-0.001
EPA 04	1/11/2000	6,869.50	6.5	7.51	4,680	557	332	187	8.8	204	2,730	36.2	0.82	-0.1	-0.001
EPA 04	5/15/2000	6,869.10	6.7	7.42	4,810	542	366	194	9.1	173	3,000	37.5	1.03	-0.1	-0.001
EPA 04	7/11/2000	6,868.90	6.54	7.07	4,790	574	386	199	8.4	171	2,910	38.8	0.97	-0.1	-0.001
EPA 04	10/3/2000	6,868.90	6.61	7.21	4,740	541	372	193	9.2	175	2,770	36.5	0.74	-0.1	-0.001
EPA 04	1/9/2001	6,868.95	6.73	7.3	4,680	555	373	164	8.7	174	2,890	43.4	0.88	-0.1	-0.001
EPA 04	4/3/2001	6,868.80	6.7	7.06	4,620	651	427	170	8.1	177	3,230	42.1	1.01	-0.1	-0.001
EPA 04	7/17/2001	6,868.25	6.94	7.02	4,780	533	372	173	9.1	172	2,690	48.3	1.01	-0.1	-0.001
EPA 04	10/9/2001	6,868.30	6.55	6.8	4,770	520	360	165	8.7	174	2,700	46.3	0.86	-0.1	-0.001
EPA 04	1/14/2002	6,868.25	6.75	6.9	4,730	624	413	165	10.5	178	2,980	46.2	0.85	0.16	-0.001
EPA 04	4/9/2002	6,867.90	6.54	7.27	4,790	545	369	186	9	167	2,880	39.5	0.82	0.31	-0.001
EPA 04	7/16/2002	6,867.85	6.52	7.53	4,740	533	369	172	10.4	163	2,870	43.1	1.07	-0.1	-0.001
EPA 04	10/15/2002	6,867.70	6.32	7.06	4,240	613	414	196	9.1	179	3,260	40	1.15	-0.1	-0.001

TABLE C.1
ZONE 1 DATA SUMMARY
1989-2002

Well Number	Date	Al (mg/L)	As (mg/L)	Be (mg/L)	Cd (mg/L)	Co (mg/L)	Pb (mg/L)	Mn (mg/L)	Mo (mg/L)	Ni (mg/L)	Se (mg/L)	V (mg/L)	U (mg/L)	Ra-226+ Ra-228 (pCi/L)	Th-230 (pCi/L)	Pb-210 (pCi/L)	Gross Alpha (pCi/L)
NRC Standard		**NA**	**0.05**	**0.05**	**0.01**	**NA**	**0.05**	**NA**	**NA**	**0.05**	**0.01**	**0.1**	**0.3**	**5.0**	**5.0**	**1.0**	**15.0**
EPA Standard		**5.0**	**0.05**	**0.017**	**0.01**	**0.05**	**0.05**	**2.6**	**1.0**	**0.2**	**0.01**	**0.7**	**5.0**	**5.0**	**NA**	**NA**	**15.0**
EPA 04	1/28/1997	-0.1	-0.001	-0.01	-0.01	-0.01	-0.05	2.82	-0.1	-0.05	-0.001	-0.1	-0.0003	- 2.5	-0.2	-1	2.1
EPA 04	4/15/1997	-0.1	-0.001	-0.01	-0.01	-0.01	-0.05	2.97	-0.1	-0.05	-0.001	-0.1	0.001	2.1	-0.2	-1	2.3
EPA 04	7/15/1997	-0.1	-0.001	-0.01	-0.01	-0.01	-0.05	2.58	-0.1	-0.05	-0.001	-0.1	0.0009	5.1	-0.2	-1	-1
EPA 04	10/15/1997	-0.1	-0.001	-0.01	-0.01	-0.01	-0.05	3.06	-0.1	-0.05	-0.001	-0.1	-0.0003	- 1.6	-0.2	-1	-1
EPA 04	10/15/1997	-0.1	-0.001	-0.01	-0.01	-0.01	-0.05	3.06	-0.1	-0.05	-0.001	-0.1	-0.0003	- 1.6	-0.2	-1	-1
EPA 04	1/20/1998	-0.1	-0.001	-0.01	-0.005	-0.01	-0.05	3.25	-0.1	-0.05	-0.001	-0.1	0.0011	- 2.0	-0.2	-1	-1
EPA 04	1/20/1998	-0.1	-0.001	-0.01	-0.005	-0.01	-0.05	3.25	-0.1	-0.05	-0.001	-0.1	0.0011	- 2.0	-0.2	-1	-1
EPA 04	4/14/1998	-0.1	-0.001	-0.01	-0.005	-0.01	-0.05	2.88	-0.1	-0.05	-0.001	-0.1	0.0011	- 2.5	-0.2	-1	-1
EPA 04	4/14/1998	-0.1	-0.001	-0.01	-0.005	-0.01	-0.05	2.88	-0.1	-0.05	-0.001	-0.1	0.0011	- 2.5	-0.2	-1	-1
EPA 04	7/14/1998	-0.1	-0.001	-0.01	-0.005	-0.01	-0.05	2.98	-0.1	-0.05	-0.001	-0.1	0.0009	4.3	-0.2	-1	-1
EPA 04	7/14/1998	-0.1	-0.001	-0.01	-0.005	-0.01	-0.05	2.98	-0.1	-0.05	-0.001	-0.1	0.0009	4.3	-0.2	-1	-1
EPA 04	1/12/1999	-0.1	-0.001	-0.01	-0.005	-0.01	-0.05	2.78	-0.1	-0.05	-0.001	-0.1	0.0033	5.7	-0.2	-1	-1
EPA 04	4/13/1999	-0.1	-0.001	-0.01	-0.005	-0.01	-0.05	3	-0.1	-0.05	-0.001	-0.1	0.0017	5.7	-0.2	2.2	2.2
EPA 04	7/20/1999	-0.1	-0.001	-0.01	-0.005	-0.01	-0.05	2.33	-0.1	-0.05	-0.001	-0.1	0.0013	2.4	-0.2	1.5	1.5
EPA 04	10/12/1999	-0.1	0.001	-0.01	-0.005	-0.01	-0.05	2.93	-0.1	-0.05	-0.001	-0.1	-0.0003	4.5	-0.2	-1	1.4
EPA 04	1/11/2000	0.1	-0.001	-0.01	-0.005	-0.01	-0.05	3.1	-0.1	0.06	-0.001	-0.1	0.0021	- 2.0	-0.2	-1	-1
EPA 04	5/15/2000	-0.1	0.001	-0.01	-0.005	-0.01	-0.05	4.15	-0.1	-0.05	-0.001	-0.1	0.0006	5.7	-0.2	-1	1.3
EPA 04	7/11/2000	-0.1	-0.001	-0.01	0.007	-0.01	-0.05	3.37	-0.1	-0.05	-0.001	-0.1	0.0006	- 4.4	-0.2	-1	1.8
EPA 04	10/3/2000	-0.1	-0.001	-0.01	-0.005	-0.01	-0.05	2.66	-0.1	-0.05	-0.001	-0.1	0.0005	4.8	-0.2	-1	1.4
EPA 04	1/9/2001	-0.1	-0.001	-0.01	-0.005	-0.01	-0.05	3.28	-0.1	-0.05	-0.001	-0.1	0.0004	6.5	-0.2	-1	2.2
EPA 04	4/3/2001	-0.1	-0.001	-0.01	-0.005	-0.01	-0.05	3.37	-0.1	-0.05	-0.001	-0.1	-0.0003	5.0	-0.2	-1	1.8
EPA 04	7/17/2001	-0.1	-0.001	-0.01	-0.005	-0.01	-0.05	3.22	-0.1	-0.05	-0.001	-0.1	-0.0003	6.9	-0.2	-1	2.2
EPA 04	10/9/2001	-0.1	-0.001	-0.01	-0.005	-0.01	-0.05	2.65	-0.1	-0.05	-0.001	-0.1	-0.0003	5.2	-0.2	-1	-1
EPA 04	1/14/2002	-0.1	-0.001	-0.01	-0.005	-0.01	-0.05	3.59	-0.1	-0.05	-0.001	-0.1	-0.0003	6.9	-0.2	-1	-1
EPA 04	4/9/2002	-0.1	-0.001	-0.01	-0.005	-0.01	-0.05	3.53	-0.1	-0.05	-0.001	-0.1	-0.0003	3.3	-0.2	-1	1.3
EPA 04	7/16/2002	-0.1	-0.001	-0.01	-0.005	-0.01	-0.05	3.37	-0.1	-0.05	-0.001	-0.1	-0.0003	- 2.4	-0.2	-1	-1
EPA 04	10/15/2002	-0.1	-0.001	-0.01	-0.005	-0.01	-0.05	3.4	-0.1	-0.05	-0.001	-0.1	0.0005	- 2.7	-0.2	-1	-1

TABLE C.1
ZONE 1 DATA SUMMARY
1989-2002

Well Number	Date	Water Elevation (ft amsl)	Field pH (SU)	Lab pH (SU)	Lab TDS (mg/L)	Ca (mg/L)	Mg (mg/L)	Na (mg/L)	K (mg/L)	HCO3 (mg/L)	SO4 (mg/L)	Cl (mg/L)	NH4 as N (mg/L)	NO3 as N (mg/L)	Chloroform (mg/L)
NRC Standard		NA	NA	NA	NA	NA	NA	NA	NA	NA	NA	NA	NA	NA	0.001
EPA Standard		NA	NA	NA	4,800	NA	NA	NA	NA	NA	2,125	250	NA	190	NA
EPA 05	4/17/1989	6,895.20	6.6	7.25	4,684	560	454	110	7.7	322	2,985	59.3	0.21	3.1	-0.001
EPA 05	7/26/1989	6,895.20	6.5	6.15	5,192	625	508	151	8.5	295	3,279	93.1	0.3	15.8	-0.001
EPA 05	10/5/1989	6,895.40	6.1	6.9	5,726	639	531	171	12.3	512	3,255	141	0.12	29	-0.001
EPA 05	1/16/1990	6,895.60	6.1	6.4	5,698	628	539	186	9.49	567	3,175	169	0.18	53.2	-0.001
EPA 05	4/17/1990	6,895.50	6	6.8	5,882	662	555	199	9.5	671	3,159	172	0.31	53	-0.001
EPA 05	7/17/1990	6,895.10	6	6.46	5,886	723	548	204	10.3	672	3,146	152	0.15	41	-0.001
EPA 05	10/16/1990	6,895.00	6	7.11	6,192	647	540	215	9	742	3,391	199	0.18	53	-0.001
EPA 05	1/8/1991	6,894.80	6.1	7.22	5,554	641	485	171	7.3	586	3,088	137	0.27	36	-0.001
EPA 05	4/17/1991	6,894.90	5.9	7.43	6,608	678	591	241	10.6	380	3,536	219	0.23	68	-0.001
EPA 05	7/3/1991	6,894.60	6.1	6.69	5,926	634	512	187	8.7	326	3,440	146	0.38	39.4	-0.001
EPA 05	10/22/1991	6,894.70	6	6.95	7,076	676	712	263	10.2	653	3,873	226	0.32	43.1	-0.001
EPA 05	4/2/1992	6,894.60	5.9	7.21	7,719	703	695	336	13.3	1,091	4,080	289	0.32	28.9	-0.001
EPA 05	7/15/1992	6,894.20	6.2	7.18	7,158	570	659	328	11.4	878	3,934	192	0.23	29.6	-0.001
EPA 05	10/15/1992	6,894.10	6.2	6.85	7,824	612	774	365	12.9	857	4,186	215	0.19	67.4	-0.001
EPA 05	1/12/1993	6,894.50	6.1	6.78	8,011	599	791	344	12.7	880	4,407	214	0.19	93.5	-0.001
EPA 05	4/15/1993	6,894.50	6.1	7.01	7,246	621	751	303	8.8	926	4,024	179	0.34	118	-0.001
EPA 05	7/20/1993	6,894.30	6.2	7.14	6,893	598	748	371	9.7	1,000	3,990	224	0.22	91.6	-0.001
EPA 05	10/12/1993	6,892.00	6.5	6.76	7,441	599	923	345	9.4	1,177	4,387	197	-0.05	72	-0.001
EPA 05	1/11/1994	6,894.00	6.5	7.19	8,037	549	857	318	8.4	1,109	4,491	208	0.15	95.2	-0.001
EPA 05	4/19/1994	6,893.80	6.3	7.72	8,035	625	930	408	10.2	693	4,651	121	0.25	91	-0.001
EPA 05	7/26/1994	6,893.70	6.3	7.32	7,684	601	926	399	9.5	1,116	4,492	209	0.12	91.9	-0.001
EPA 05	10/11/1994	6,893.50	6.3	7.41	7,630	572	998	371	9.4	1,077	4,448	204	0.13	99.8	-0.001
EPA 05	1/11/1995	6,893.50	6.3	7.02	8,106	581	960	325	10.8	1,032	4,533	192	0.17	87.3	-0.001
EPA 05	4/11/1995	6,894.10	6.5	6.85	8,693	595	1070	388	10.4	1,168	4,895	245	0.36	96	-0.001
EPA 05	7/11/1995	6,893.30	6.5	7.41	8,075	547	1043	388	9.8	1,150	4,604	205	0.47	82.9	-0.001
EPA 05	10/10/1995	6,893.40	6.5	7.56	8,070	550	1018	385	10.2	1,258	4,529	201	0.67	86.6	-0.001
EPA 05	1/9/1996	6,893.20	6.6	7.52	7,693	508	966	376	10.9	1,182	4,420	198	1.44	94	-0.001
EPA 05	4/10/1996	6,893.10	6.7	7.54	8,569	590	1110	362	10.7	1,221	5,200	211	2.74	89.2	-0.001
EPA 05	7/17/1996	6,893.00	6.4	6.87	8,522	510	957	372	11.9	1,275	4,404	221	1.05	100	0.00142
EPA 05	10/8/1996	6,892.90	6.4	7.29	8,870	581	1091	389	12	1,294	4,869	211	5.8	93.1	0.00142
EPA 05	1/28/1997	6,892.70	6.5	7.81	8,450	538	1050	343	11.3	1,208	4,620	246	6.24	86.7	-0.001
EPA 05	4/15/1997	6,892.60	6.4	7.65	8,670	544	1040	376	12.1	1,220	4,740	221	6.61	77.1	-0.001

TABLE C.1
ZONE 1 DATA SUMMARY
1989-2002

Well Number	Date	Al (mg/L)	As (mg/L)	Be (mg/L)	Cd (mg/L)	Co (mg/L)	Pb (mg/L)	Mn (mg/L)	Mo (mg/L)	Ni (mg/L)	Se (mg/L)	V (mg/L)	U (mg/L)	Ra-226+ Ra-228 (pCi/L)	Th-230 (pCi/L)	Pb-210 (pCi/L)	Gross Alpha (pCi/L)
NRC Standard		NA	0.05	0.05	0.01	NA	0.05	NA	NA	0.05	0.01	0.1	0.3	5.0	5.0	1.0	15.0
EPA Standard		5.0	0.05	0.017	0.01	0.05	0.05	2.6	1.0	0.2	0.01	0.7	5.0	5.0	NA	NA	15.0
EPA 05	4/17/1989		-0.001	-0.05	-0.005		-0.05	1.7		-0.05	-0.001	-0.1	0.0019	2.2	-0.2	-1	-1
EPA 05	7/26/1989	-0.1	-0.001	-0.05	-0.01	0.02	-0.05	1.7	-0.1	-0.05	0.001	-0.1	0.0069	3.0	3.2	1.2	2.2
EPA 05	10/5/1989	-0.1	-0.001	-0.05	-0.01	0.04	-0.05	1.3	-0.01	-0.05	-0.001	-0.1	0.022	2.9	0.3	-1	1.5
EPA 05	1/16/1990	-0.1	-0.001	-0.05	-0.01	-0.01	-0.05	1.8	-0.1	-0.05	0.002	-0.1	0.032	3.5	0.2	-1	1.1
EPA 05	4/17/1990	-0.1	-0.001	-0.05	-0.01	0.03	-0.05	2.2	-0.1	0.1	-0.001	-0.1	0.041	3.3	-0.2	-1	1.8
EPA 05	7/17/1990	-0.1	-0.001	-0.05	-0.01	0.03	-0.05	2.36	-0.1	-0.05	0.001	-0.1	0.0475	4.4	-0.2	3.6	2
EPA 05	10/16/1990	-0.1	-0.001	-0.05	-0.01	0.03	-0.05	2.79	-0.1	-0.05	-0.001	-0.1	0.0371	2.5	-0.2	-1	-1
EPA 05	1/8/1991	-0.1	-0.001	-0.01	-0.01	0.03	-0.05	3.17	-0.1	-0.05	0.001	-0.1	0.0003	- 1.8	-0.2	-1	-1
EPA 05	4/17/1991	0.27	-0.001	-0.01	-0.005	0.06	-0.05	3.81	-0.1	0.09	0.001	-0.1	0.04	- 1.6	-0.2	2.3	-1
EPA 05	7/3/1991	0.15	-0.001	-0.01	-0.01	0.03	-0.05	2.8	0.1	-0.05	0.001	-0.1	0.0422	3.8	-0.2	-1	-1
EPA 05	10/22/1991	0.17	-0.001	-0.01	-0.01	0.05	-0.05	3.31	-0.1	0.1	0.003	-0.1	0.0021	2.5	-0.2	1.8	-1
EPA 05	4/2/1992	-0.1	-0.001	-0.01	-0.01	0.05	-0.05	2.56	-0.1	-0.05	0.013	-0.1	0.002	3.0	-0.2	6	-1
EPA 05	7/15/1992	-0.1	-0.001	-0.01	-0.01	0.06	-0.05	2.31	-0.1	0.07	0.003	-0.1	0.005	5.4	-0.2	1.5	-1
EPA 05	10/15/1992	-0.1	0.001	-0.01	-0.01	0.1	-0.05	1.96	-0.1	0.12	0.005	-0.1	0.105	- 2.3	-0.2	-1	1.9
EPA 05	1/12/1993	-0.1	-0.001	-0.01	-0.01	0.12	-0.05	1.65	-0.1	0.06	0.03	-0.1	0.077	3.2	-0.2	-1	1.5
EPA 05	4/15/1993	-0.1	-0.001	-0.001	-0.01	0.05	-0.05	1.95	-0.1	0.08	0.003	-0.1	0.036	- 1.3	-0.2	1.6	-1
EPA 05	7/20/1993	-0.1	-0.001	-0.01	-0.01	0.07	-0.05	1.36	-0.1	0.09	0.005	-0.1	0.073	4.2	-0.2	-1	1.8
EPA 05	10/12/1993	-0.1	-0.001	-0.01	-0.01	0.08	-0.05	1.39	-0.1	0.08	0.004	-0.1	0.084	4.2	-0.2	2.9	5.3
EPA 05	1/11/1994	-0.1	-0.001	-0.01	-0.01	0.07	-0.05	1.45	-0.1	0.09	0.002	-0.1	0.1	2.0	-0.2	-1	3.6
EPA 05	4/19/1994	-0.1	0.001	-0.01	-0.01	0.12	-0.05	1.19	-0.1	-0.05	0.003	-0.1	0.101	7.6	-0.2	1	10.6
EPA 05	7/26/1994	0.16	-0.001	-0.01	-0.01	0.07	-0.05	1.27	-0.1	0.05	0.002	-0.1	0.102	8.8	-0.2	1.4	12.8
EPA 05	10/11/1994	-0.1	-0.001	-0.01	-0.01	0.09	-0.05	1.02	-0.1	0.14	0.002	-0.1	0.095	- 3.1	-0.2	-1	2.3
EPA 05	1/11/1995	-0.1	-0.001	-0.01	-0.01	0.06	-0.05	1.11	-0.1	0.09	0.003	-0.1	0.109	4.5	-0.2	-1	6.4
EPA 05	4/11/1995	-0.1	-0.001	-0.01	-0.01	-0.01	-0.05	0.85	-0.1	-0.05	0.004	-0.1	0.102	2.6	-0.2	-1	3.6
EPA 05	7/11/1995	-0.1	-0.001	-0.01	-0.01	0.065	-0.05	0.6	-0.1	0.06	0.004	-0.1	0.09	- 2.1	-0.2	-1	5.6
EPA 05	10/10/1995	-0.1	-0.001	-0.01	-0.01	0.05	-0.05	0.53	-0.1	0.05	0.012	-0.1	0.1132	6.2	0.7	-1	2.1
EPA 05	1/9/1996	-0.1	-0.001	-0.01	-0.01	0.06	-0.05	0.49	-0.1	-0.05	0.018	-0.1	0.124	2.5	-0.2	-1	1.5
EPA 05	4/10/1996	-0.1	-0.001	-0.01	-0.01	0.05	-0.05	0.47	-0.1	0.05	0.001	-0.1	0.126	3.5	0.7	-1	-1
EPA 05	7/17/1996	-0.1	-0.001	-0.01	-0.01	0.06	-0.05	0.49	-0.1	0.06	0.004	-0.1	0.125	- 1.9	-0.2	-1	-1
EPA 05	10/8/1996	-0.1	-0.001	-0.01	-0.01	0.06	-0.05	0.51	-0.1	0.06	0.002	-0.1	0.117	- 1.6	-0.2	-1	-1
EPA 05	1/28/1997	-0.1	-0.001	-0.01	-0.01	0.06	-0.05	0.48	-0.1	0.05	0.003	-0.1	0.086	- 2.7	2	-1	1.6
EPA 05	4/15/1997	-0.1	-0.001	-0.01	-0.01	0.05	-0.05	0.47	-0.1	0.06	0.024	-0.1	0.107	- 2.8	-0.2	-1	-1

TABLE C.1
ZONE 1 DATA SUMMARY
1989-2002

Well Number	Date	Water Elevation (ft amsl)	Field pH (SU)	Lab pH (SU)	Lab TDS (mg/L)	Ca (mg/L)	Mg (mg/L)	Na (mg/L)	K (mg/L)	HCO3 (mg/L)	SO4 (mg/L)	Cl (mg/L)	NH4 as N (mg/L)	NO3 as N (mg/L)	Chloroform (mg/L)
	NRC Standard	NA	NA	NA	NA	NA	NA	NA	NA	NA	NA	NA	NA	NA	0.001
	EPA Standard	NA	NA	NA	4,800	NA	NA	NA	NA	NA	2,125	250	NA	190	NA
EPA 05	7/15/1997	6,892.20	6.3	7.43	8,720	555	1010	351	12.4	1,180	4,570	216	7.6	78.1	-0.001
EPA 05	1/20/1998	6,892.60	6.4	7.75	8,290	532	1050	372	13.8	1,100	5,000	223	8.79	81.2	0.0011
EPA 05	1/20/1998	6,892.60	6.4	7.75	8,290	532	1050	372	13.8	1,100	5,000	223	8.79	81.2	0.0011
EPA 05	4/14/1998	6,892.40	6.6	7.16	8,500	575	1010	374	13.2	1,220	4,720	195	1.72	83.7	0.0013
EPA 05	4/14/1998	6,892.40	6.6	7.16	8,500	575	1010	374	13.2	1,220	4,720	195	1.72	83.7	0.0013
EPA 05	7/14/1998	6,891.90	6.6	7.69	8,620	541	963	364	14	1,210	4,200	201	11.4	67.7	0.0011
EPA 05	7/14/1998	6,891.90	6.6	7.69	8,620	541	963	364	14	1,210	4,200	201	11.4	67.7	0.0011
EPA 05	1/12/1999	6,892.00	6.5	7.75	8,160	462	909	308	14.4	1,140	4,600	192	15.5	71.2	-0.001
EPA 05	4/13/1999	6,892.20	6.5	7.71	8,100	522	934	322	12.7	1,100	4,160	191	12.9	76.4	-0.001
EPA 05	7/20/1999	6,891.94	6.5	7.55	8,130	567	949	82	16.6	1,090	4,580	198	15	73.9	-0.001
EPA 05	10/12/1999	6,891.80	6.45	7.75	7,960	523	899	306	15	1,086	4,180	191	19.4	64.2	-0.001
EPA 05	1/11/2000	6,891.90	6.5	7.78	7,920	493	860	286	13.7	1,050	3,980	166	14.4	53.2	-0.001
EPA 05	5/3/2000	6,891.80	6.2	7.56	5,780	461	595	181	14.7	458	3,160	94	22.3	42.3	-0.001
EPA 05	7/11/2000	6,891.50	6.06	7.09	5,720	496	630	188	13.5	415	3,310	92.7	23	42.5	-0.001
EPA 05	10/3/2000	6,891.60	6.14	6.99	5,500	466	594	171	14.4	354	3,060	85.4	20	37.5	-0.001
EPA 05	1/9/2001	6,891.60	6.32	6.81	5,560	475	591	148	12.7	362	3,220	102	20.2	35.2	-0.001
EPA 05	4/3/2001	6,891.40	6.3	7.22	5,510	563	669	155	12	353	3,460	96.3	17.5	36.3	-0.001
EPA 05	7/17/2001	6,891.00	6.65	6.71	5,520	448	563	150	13.7	267	2,950	108	16.6	37.8	-0.001
EPA 05	10/9/2001	6,891.10	5.99	6.5	5,520	440	550	143	13	240	3,000	95.2	16.2	35.8	-0.001
EPA 05	1/14/2002	6,891.10	6.73	6.6	5,430	531	621	139	14.1	230	3,290	97.8	16.7	31	-0.001
EPA 05	4/9/2002	6,890.74	6.05	6.8	5,450	457	551	150	12.6	199	3,150	88.8	15.7	29.8	-0.001
EPA 05	7/16/2002	6,890.78	6.58	7.16	5,410	452	550	139	13.6	179	3,170	77.3	15.7	30.7	-0.001
EPA 05	10/15/2002	6,890.63	6.3	6.77	4,610	513	608	151	12.5	168	3,580	75.1	15.1	12.3	-0.001

TABLE C.1
ZONE 1 DATA SUMMARY
1989-2002

Well Number	Date	Al (mg/L)	As (mg/L)	Be (mg/L)	Cd (mg/L)	Co (mg/L)	Pb (mg/L)	Mn (mg/L)	Mo (mg/L)	Ni (mg/L)	Se (mg/L)	V (mg/L)	U (mg/L)	Ra-226+ Ra-228 (pCi/L)	Th-230 (pCi/L)	Pb-210 (pCi/L)	Gross Alpha (pCi/L)
NRC Standard		**NA**	**0.05**	**0.05**	**0.01**	**NA**	**0.05**	**NA**	**NA**	**0.05**	**0.01**	**0.1**	**0.3**	**5.0**	**5.0**	**1.0**	**15.0**
EPA Standard		**5.0**	**0.05**	**0.017**	**0.01**	**0.05**	**0.05**	**2.6**	**1.0**	**0.2**	**0.01**	**0.7**	**5.0**	**5.0**	**NA**	**NA**	**15.0**
EPA 05	7/15/1997	-0.1	-0.001	-0.01	-0.01	-0.01	-0.05	0.41	-0.1	0.05	0.006	-0.1	0.097	- 1.9	-0.2	-1	-1
EPA 05	1/20/1998	-0.1	-0.001	-0.01	-0.005	0.07	-0.05	0.63	3.1	-0.05	-0.001	-0.1	0.239	3.9	-0.2	-1	5
EPA 05	1/20/1998	-0.1	-0.001	-0.01	-0.005	0.07	-0.05	0.63	3.1	-0.05	-0.001	-0.1	0.239	3.9	-0.2	-1	5
EPA 05	4/14/1998	-0.1	-0.001	-0.01	-0.005	0.06	-0.05	0.57	0.53	0.05	0.005	-0.1	0.147	- 2.4	-0.2	-1	-1
EPA 05	4/14/1998	-0.1	-0.001	-0.01	-0.005	0.06	-0.05	0.57	0.53	0.05	0.005	-0.1	0.147	- 2.4	-0.2	-1	-1
EPA 05	7/14/1998	-0.1	-0.001	-0.01	-0.005	0.06	-0.05	0.54	0.5	-0.05	0.005	-0.1	0.173	- 2.3	-0.2	-1	-1
EPA 05	7/14/1998	-0.1	-0.001	-0.01	-0.005	0.06	-0.05	0.54	0.5	-0.05	0.005	-0.1	0.173	- 2.3	-0.2	-1	-1
EPA 05	1/12/1999	-0.1	-0.001	-0.01	-0.005	0.04	-0.05	0.53	0.43	-0.05	-0.001	-0.1	0.149	4.9	-0.2	-1	-1
EPA 05	4/13/1999	-0.1	-0.001	-0.01	-0.005	0.06	-0.05	0.53	0.44	-0.05	0.004	-0.1	0.13	3.1	-0.2	3.5	3.5
EPA 05	7/20/1999	-0.1	-0.001	-0.01	-0.005	0.05	-0.05	0.49	0.36	-0.05	0.004	-0.1	0.127	- 2.6	-0.2	2.2	2.2
EPA 05	10/12/1999	-0.1	-0.001	-0.01	-0.005	0.04	-0.05	0.59	0.35	-0.05	0.001	-0.1	0.124	- 2.2	-0.2	-1	-1
EPA 05	1/11/2000	-0.1	-0.001	-0.01	-0.005	0.06	-0.05	0.51	0.37	0.07	0.005	-0.1	0.111	- 1.9	-0.2	-1	-1
EPA 05	5/3/2000	-0.1	-0.001	-0.01	-0.005	0.08	-0.05	1.23	-0.1	0.1	0.003	-0.1	0.0365	2.7	-0.2	-1	-1
EPA 05	7/11/2000	-0.1	-0.001	-0.01	-0.005	0.08	0.05	1.16	-0.1	-0.05	-0.001	-0.1	0.0219	3.0	-0.2	-1	-1
EPA 05	10/3/2000	-0.1	-0.001	-0.01	-0.005	0.08	-0.05	1.09	-0.1	0.08	0.001	-0.1	0.015	3.5	-0.2	-1	1.4
EPA 05	1/9/2001	-0.1	-0.001	-0.01	-0.005	0.09	-0.05	1.24	-0.1	0.11	0.003	-0.1	0.016	- 2.3	-0.2	-1	1.5
EPA 05	4/3/2001	-0.1	-0.001	-0.01	-0.005	0.1	-0.05	1.39	-0.1	0.12	0.003	-0.1	0.015	- 2.2	-0.2	-1	-1
EPA 05	7/17/2001	-0.1	-0.001	-0.01	-0.005	0.1	-0.05	1.26	-0.1	0.09	0.002	-0.1	0.007	5.5	-0.2	-1	-1
EPA 05	10/9/2001	-0.1	-0.001	-0.01	-0.005	0.08	-0.05	0.98	-0.1	0.07	0.002	-0.1	0.007	4.0	-0.2	-1	-1
EPA 05	1/14/2002	-0.1	-0.001	-0.01	-0.005	0.11	-0.05	1.28	-0.1	0.13	0.002	-0.1	0.0061	6.5	-0.2	-1	1.2
EPA 05	4/9/2002	-0.1	-0.001	-0.01	-0.005	0.1	-0.05	1.23	-0.1	0.11	0.001	-0.1	0.0046	2.3	-0.2	-1	1.5
EPA 05	7/16/2002	-0.1	-0.001	-0.01	-0.005	0.1	-0.05	1.25	-0.1	0.09	0.001	-0.1	-0.0003	- 2.5	-0.2	-1	2.7
EPA 05	10/15/2002	-0.1	-0.001	-0.01	-0.005	0.09	-0.05	1.17	-0.1	0.1	-0.001	-0.1	0.0026	- 2.8	-0.2	-1	2.7

TABLE C.1
ZONE 1 DATA SUMMARY
1989-2002

Well Number	Date	Water Elevation (ft amsl)	Field pH (SU)	Lab pH (SU)	Lab TDS (mg/L)	Ca (mg/L)	Mg (mg/L)	Na (mg/L)	K (mg/L)	HCO3 (mg/L)	SO4 (mg/L)	Cl (mg/L)	NH4 as N (mg/L)	NO3 as N (mg/L)	Chloroform (mg/L)
	NRC Standard	**NA**	**NA**	**NA**	**NA**	**NA**	**NA**	**NA**	**NA**	**NA**	**NA**	**NA**	**NA**	**NA**	**0.001**
	EPA Standard	**NA**	**NA**	**NA**	**4,800**	**NA**	**NA**	**NA**	**NA**	**NA**	**2,125**	**250**	**NA**	**190**	**NA**
EPA 07	4/17/1989	6,907.80	5.1	4.31	7,750	482	850	190	9.3	0	5,263	166	3.2	88	-0.001
EPA 07	7/26/1989	6,907.80	4.4	4.01	7,774	526	871	212	9.1	0	5,092	134	3.45	94	-0.001
EPA 07	10/5/1989	6,908.00	4.2	4.26	8,076	497	877	221	12	0	5,272	192	3.41	69	-0.001
EPA 07	1/16/1990	6,908.00	4.2	4.22	8,190	449	915	226	9.09	0	5,108	174	3.46	88	-0.001
EPA 07	4/17/1990	6,907.70	4.2	4.3	9,172	453	1100	226	8.7	0	5,392	182	3.95	96	-0.001
EPA 07	7/17/1990	6,907.10	4.4	4.35	9,566	496	1009	230	10	0	5,739	176	1.9	84	-0.001
EPA 07	10/9/1990	--	4.4	4.63	8,003	449	928	241	10.5	10	5,204	169	1.17	36.2	-0.001
EPA 07	1/3/1991	--	4.6	4.68	7,145	475	829	262	24.4	6	4,572	117	1.67	29.3	-0.001
EPA 07	1/3/1991	--	4.6	4.68	7,145	475	829	262	24.4	6	4,572	117	1.67	29.3	-0.001
EPA 07	4/17/1991	--	5	5.37	6,918	454	757	252	12.4	15	4,676	117	1.3	40.5	-0.001
EPA 07	4/17/1991	--	5	5.37	6,918	454	757	252	12.4	15	4,676	117	1.3	40.5	-0.001
EPA 07	4/17/1991	--	5	5.37	6,918	454	757	252	12.4	15	4,676	117	1.3	40.5	-0.001
EPA 07	4/17/1991	--	5	5.37	6,918	454	757	252	12.4	15	4,676	117	1.3	40.5	-0.001
EPA 07	7/11/1991	--	5	5.8	6,957	386	759	230	10.1	39	4,506	99.7	1.01	28.1	-0.001
EPA 07	7/11/1991	--	5	5.8	6,957	386	759	230	10.1	39	4,506	99.7	1.01	28.1	-0.001
EPA 07	10/17/1991	--	5.2	5.69	6,827	473	712	257	12.6	39	4,296	111	1.25	25	-0.001
EPA 07	10/17/1991	--	5.2	5.69	6,827	473	712	257	12.6	39	4,296	111	1.25	25	-0.001
EPA 07	1/16/1992	--	5.1	6.31	6,893	397	769	235	10	44	4,409	113	1.5	29.8	-0.001
EPA 07	4/13/1992	--	5.2	6.25	6,768	409	568	263	11.6	69	4,167	116	1.1	25.1	-0.001
EPA 07	7/15/1992	--	5.5	6.37	6,446	390	628	287	11.4	95	4,088	94.4	0.6	30.6	-0.001
EPA 07	1/7/1993	--	5.6	6.79	5,654	469	640	281	11.8	134	3,675	98.4	0.92	45.6	-0.001
EPA 07	4/7/1993	--	5.6	6.32	5,787	409	639	293	9.2	108	4,101	115	0.78	35.9	-0.001
EPA 07	7/14/1993	--	5.7	6.08	6,729	495	696	270	9.7	144	4,208	65.9	0.84	27.8	-0.001
EPA 07	10/7/1993	--	5.6	6.07	5,989	460	678	250	9.6	142	4,049	106	0.75	41.4	-0.001
EPA 07	1/6/1994	--	5.7	6.27	6,870	454	646	277	9.2	135	4,312	126	0.87	39.6	-0.001
EPA 07	4/12/1994	--	5.8	6.33	6,573	443	669	257	9.5	140	4,378	121	1.88	35.7	-0.001
EPA 07	7/26/1994	--	5.9	6.87	6,463	511	689	289	10.1	139	4,144	120	0.88	37.4	-0.001
EPA 07	10/4/1994	--	5.8	7.16	7,011	559	822	299	10.3	160	4,647	141	2.94	46.2	-0.001
EPA 07	1/11/1995	6,903.70	5.8	6.45	8,136	540	900	353	9.4	326	4,737	215	1.37	131	0.00104
EPA 07	4/11/1995	6,904.40	5.9	6.35	7,549	510	798	370	7.2	397	4,566	244	1.27	139	0.00108
EPA 07	7/11/1995	6,903.90	6	6.96	7,971	475	931	346	6.9	426	4,475	235	1.25	145	-0.001
EPA 07	10/10/1995	6,904.10	6	7.5	7,558	507	916	371	7.7	403	4,368	200	1.12	137	-0.001

TABLE C.1
ZONE 1 DATA SUMMARY
1989-2002

Well Number	Date	Al (mg/L)	As (mg/L)	Be (mg/L)	Cd (mg/L)	Co (mg/L)	Pb (mg/L)	Mn (mg/L)	Mo (mg/L)	Ni (mg/L)	Se (mg/L)	V (mg/L)	U (mg/L)	Ra-226+ Ra-228 (pCi/L)	Th-230 (pCi/L)	Pb-210 (pCi/L)	Gross Alpha (pCi/L)
NRC Standard		NA	0.05	0.05	0.01	NA	0.05	NA	NA	0.05	0.01	0.1	0.3	5.0	5.0	1.0	15.0
EPA Standard		5.0	0.05	0.017	0.01	0.05	0.05	2.6	1.0	0.2	0.01	0.7	5.0	5.0	NA	NA	15.0
EPA 07	4/17/1989		-0.001	-0.05	0.022		-0.05	25		0.25	-0.001	-0.1	0.0072	9.0	-0.2	-1	3.1
EPA 07	7/26/1989	94	-0.001	-0.05	-0.01	0.25	-0.05	24	-0.1	0.27	-0.001	-0.1	0.008	6.1	6	-1	9
EPA 07	10/5/1989	99	-0.001	-0.05	-0.01	0.26	0.09	25	-0.01	0.29	0.002	-0.1	0.012	5.3	0.8	-1	2.5
EPA 07	1/16/1990	96	-0.001	-0.05	-0.01	0.34	-0.05	27	-0.1	0.35	0.002	-0.1	0.008	6.9	-0.2	-1	1.5
EPA 07	4/17/1990	100	-0.001	-0.05	-0.01	0.36	-0.05	42	-0.1	0.44	-0.001	-0.1	0.006	8.5	-0.2	-1	2.8
EPA 07	7/17/1990	80.1	-0.001	-0.05	-0.01	0.3	-0.05	42.3	-0.1	0.45	-0.001	-0.1	0.0155	5.8	-0.2	-1	-1
EPA 07	10/9/1990	39.1	-0.001	-0.05	0.01	0.46	-0.05	26.9	-0.1	0.48	-0.001	-0.1	0.0052	7.3	-0.2	-1	4
EPA 07	1/3/1991	18	-0.001	-0.01	-0.01	0.25	-0.05	17.6	-0.1	0.3	0.001	-0.1	0.0081	16.3	-0.2	-1	8
EPA 07	1/3/1991	18	-0.001	-0.01	-0.01	0.25	-0.05	17.6	-0.1	0.3	0.001	-0.1	0.0081	16.3	-0.2	-1	8
EPA 07	4/17/1991	6.15	-0.001	-0.01	-0.01	0.12	-0.05	13.28	-0.1	0.18	-0.001	-0.1	0.002	13.0	-0.2	1.7	2
EPA 07	4/17/1991	6.15	-0.001	-0.01	-0.01	0.12	-0.05	13.28	-0.1	0.18	-0.001	-0.1	0.002	13.0	-0.2	1.7	2
EPA 07	4/17/1991	6.15	-0.001	-0.01	-0.01	0.12	-0.05	13.28	-0.1	0.18	-0.001	-0.1	0.002	13.0	-0.2	1.7	2
EPA 07	4/17/1991	6.15	-0.001	-0.01	-0.01	0.12	-0.05	13.28	-0.1	0.18	-0.001	-0.1	0.002	13.0	-0.2	1.7	2
EPA 07	7/11/1991	0.18	-0.001	-0.01	-0.01	0.12	-0.05	12.51	-0.1	0.16	0.017	-0.1	0.0038	12.1	-0.2	-1	3
EPA 07	7/11/1991	0.18	-0.001	-0.01	-0.01	0.12	-0.05	12.51	-0.1	0.16	0.017	-0.1	0.0038	12.1	-0.2	-1	3
EPA 07	10/17/1991	1.15	0.001	-0.01	-0.01	0.15	-0.05	13.51	-0.1	0.16	0.001	-0.1	0.0009	9.3	-0.2	-1	2
EPA 07	10/17/1991	1.15	0.001	-0.01	-0.01	0.15	-0.05	13.51	-0.1	0.16	0.001	-0.1	0.0009	9.3	-0.2	-1	2
EPA 07	1/16/1992	1.91	-0.001	-0.01	-0.01	0.13	-0.05	13.6	-0.1	0.19	0.018	-0.1	0.005	9.2	-0.2	-1	3
EPA 07	4/13/1992	0.6	-0.001	-0.01	-0.01	0.13	-0.05	13.3	-0.1	0.16	0.014	-0.1	0.001	9.8	-0.2	-1	2.4
EPA 07	7/15/1992	0.72	-0.001	-0.01	-0.01	0.1	-0.05	10.5	-0.1	0.13	-0.001	-0.1	0.003	14.8	-0.2	-1	3
EPA 07	1/7/1993	0.6	-0.001	-0.01	-0.01	0.12	-0.05	11.3	-0.1	0.21	-0.01	-0.1	0.007	9.2	-0.2	-1	2.1
EPA 07	4/7/1993	1.4	0.001	-0.01	-0.01	0.17	-0.05	11.6	-0.1	0.17	-0.001	-0.1	-0.0003	10.3	-0.2	1.3	1.5
EPA 07	7/14/1993	0.53	-0.001	-0.01	-0.01	0.13	-0.05	10.2	-0.1	0.19	0.002	-0.1	-0.0003	8.0	-0.2	-1	2.8
EPA 07	10/7/1993	0.62	-0.001	-0.01	-0.01	0.12	-0.05	7.99	-0.1	0.21	-0.001	-0.1	0.006	9.2	-0.2	1.8	13
EPA 07	1/6/1994	0.84	-0.001	-0.01	-0.01	0.13	-0.05	9.79	-0.1	0.22	-0.001	-0.1	-0.0003	- 4.1	-0.2	1.7	4.1
EPA 07	4/12/1994	0.63	-0.001	-0.01	-0.01	0.12	-0.05	9.59	-0.1	0.21	-0.001	-0.1	0.001	6.3	-0.2	-1	8.2
EPA 07	7/26/1994	0.59	-0.001	-0.01	-0.01	0.16	-0.05	9.72	-0.1	0.21	0.003	-0.1	0.002	3.7	-0.2	-1	4.6
EPA 07	10/4/1994	0.74	-0.001	-0.01	-0.01	0.1	-0.05	8.52	-0.1	0.15	-0.001	-0.1	0.003	7.6	-0.2	-1	9.8
EPA 07	1/11/1995	0.5	-0.001	-0.01	-0.01	0.06	-0.05	4.44	-0.1	0.1	-0.001	-0.1	0.001	7.8	-0.2	4.8	11.1
EPA 07	4/11/1995	0.41	-0.001	-0.01	-0.01	-0.01	-0.05	3.81	-0.1	-0.05	-0.001	-0.1	0.001	6.6	-0.2	-1	9
EPA 07	7/11/1995	-0.1	-0.001	-0.01	-0.01	-0.01	-0.05	4.02	-0.1	-0.05	-0.001	-0.1	0.002	- 4.0	0.5	14.9	16.3
EPA 07	10/10/1995	0.22	0.002	-0.01	-0.01	0.04	-0.05	4.84	-0.1	-0.05	0.04	-0.1	0.0023	9.0	-0.2	-1	5.4

TABLE C.1
ZONE 1 DATA SUMMARY
1989-2002

Well Number	Date	Water Elevation (ft amsl)	Field pH (SU)	Lab pH (SU)	Lab TDS (mg/L)	Ca (mg/L)	Mg (mg/L)	Na (mg/L)	K (mg/L)	HCO3 (mg/L)	SO4 (mg/L)	Cl (mg/L)	NH4 as N (mg/L)	NO3 as N (mg/L)	Chloroform (mg/L)
NRC Standard		**NA**	**NA**	**NA**	**NA**	**NA**	**NA**	**NA**	**NA**	**NA**	**NA**	**NA**	**NA**	**NA**	**0.001**
EPA Standard		**NA**	**NA**	**NA**	**4,800**	**NA**	**NA**	**NA**	**NA**	**NA**	**2,125**	**250**	**NA**	**190**	**NA**
EPA 07	1/9/1996	6,903.90	6.1	7.36	7,349	474	894	352	7.6	438	4,400	200	1.03	141	0.00105
EPA 07	4/10/1996	6,903.80	6.3	7.26	8,204	552	1040	349	7.4	428	5,070	214	1.07	147	-0.001
EPA 07	7/17/1996	6,903.60	6.2	6.36	8,403	483	923	344	7.9	392	4,529	222	0.72	156	0.00156
EPA 07	10/8/1996	6,903.40	6.1	6.97	8,440	534	1018	346	7.9	400	4,920	206	1.2	142	0.00502
EPA 07	1/28/1997	6,903.30	6.2	7.61	8,280	485	1041	308	7.6	389	4,555	239	1.21	137	0.00123
EPA 07	4/15/1997	6,903.10	6.1	7.26	8,440	504	999	338	8.3	386	4,820	215	1.27	132	-0.001
EPA 07	7/15/1997	6,902.80	5.9	7.15	8,390	437	984	318	8.2	372	4,780	209	1.28	137	0.0012
EPA 07	10/15/1997	6,902.50	5.9	7.64	8,410	528	1000	314	7.5	349	5,010	238	1.49	130	-0.001
EPA 07	1/20/1998	6,903.90	5.9	7.48	8,340	534	947	335	9.6	340	5,100	217	1.89	139	0.0011
EPA 07	4/14/1998	6,902.60	6	6.75	8,310	514	969	337	8	333	4,870	184	1.32	138	0.0012
EPA 07	7/14/1998	6,902.20	6.1	7.3	8,460	486	942	322	8.3	342	4,300	186	1.37	133	0.0012
EPA 07	1/12/1999	6,903.00	6	7.7	8,180	424	900	294	8.6	345	4,750	189	1.31	137	-0.001
EPA 07	4/13/1999	6,903.00	6	7.26	8,020	468	926	308	7.9	355	4,320	186	1.31	140	-0.001
EPA 07	7/20/1999	6,903.06	6.06	7.2	8,120	491	880	307	9.5	361	4,500	166	1.11	130	-0.001
EPA 07	10/12/1999	6,903.20	6.01	7.5	7,940	476	903	300	8.4	366	4,370	187	1.15	134	0.0014
EPA 07	1/11/2000	6,902.80	6.1	7.73	7,890	439	846	284	8.9	367	4,000	171	0.9	122	0.0013
EPA 07	5/3/2000	6,902.50	5.9	7.28	7,750	430	827	306	10.6	362	3,870	168	0.99	138	0.0012
EPA 07	7/11/2000	6,902.20	5.8	7.28	7,630	488	897	321	7.54	399	4,160	167	0.75	150	0.0019
EPA 07	10/3/2000	6,902.30	5.88	6.66	7,540	474	889	309	8.7	444	3,970	169	0.55	135	0.0011
EPA 07	1/9/2001	6,902.40	6.06	6.83	7,580	468	845	277	7.7	453	4,040	180	0.72	124	-0.001
EPA 07	4/3/2001	6,902.05	6.1	7.14	7,590	551	964	294	7.1	456	4,410	177	0.71	133	0.0023
EPA 07	7/17/2001	6,901.70	6.33	6.68	7,670	451	838	284	8.3	498	3,660	233	0.64	130	0.0018
EPA 07	10/9/2001	6,901.75	5.9	6.6	7,670	450	820	285	8.7	515	3,800	216	0.56	132	-0.001
EPA 07	1/14/2002	6,901.75	6.09	6.6	7,670	541	923	275	9.3	526	4,050	217	0.49	121	0.0017
EPA 07	4/9/2002	6,901.36	6.01	6.85	7,720	465	821	304	7.8	537	3,950	192	0.6	124	-0.001
EPA 07	7/16/2002	6,901.25	6.22	7.17	7,720	465	841	303	9.6	542	3,950	208	0.7	131	-0.001
EPA 07	10/15/2002	6,901.17	6.67	7.13	6,430	531	932	316	7.9	544	4,420	180	0.64	141	-0.001

TABLE C.1
ZONE 1 DATA SUMMARY
1989-2002

Well Number	Date	Al (mg/L)	As (mg/L)	Be (mg/L)	Cd (mg/L)	Co (mg/L)	Pb (mg/L)	Mn (mg/L)	Mo (mg/L)	Ni (mg/L)	Se (mg/L)	V (mg/L)	U (mg/L)	Ra-226+ Ra-228 (pCi/L)	Th-230 (pCi/L)	Pb-210 (pCi/L)	Gross Alpha (pCi/L)
NRC Standard		**NA**	**0.05**	**0.05**	**0.01**	**NA**	**0.05**	**NA**	**NA**	**0.05**	**0.01**	**0.1**	**0.3**	**5.0**	**5.0**	**1.0**	**15.0**
EPA Standard		**5.0**	**0.05**	**0.017**	**0.01**	**0.05**	**0.05**	**2.6**	**1.0**	**0.2**	**0.01**	**0.7**	**5.0**	**5.0**	**NA**	**NA**	**15.0**
EPA 07	1/9/1996	0.17	0.003	-0.01	-0.01	0.04	-0.05	5.35	-0.1	-0.05	0.067	-0.1	0.0038	4.7	-0.2	-1	2.4
EPA 07	4/10/1996	0.22	-0.001	-0.01	-0.01	0.06	-0.05	6.6	-0.1	-0.05	-0.001	-0.1	0.0024	3.3	0.8	-1	3.1
EPA 07	7/17/1996	0.25	-0.001	-0.01	-0.01	0.08	-0.05	9.71	-0.1	0.08	-0.001	-0.1	0.0032	- 2.2	-0.2	-1	4.3
EPA 07	10/8/1996	0.27	-0.001	-0.01	-0.01	0.08	-0.05	10.5	-0.1	0.09	-0.001	-0.1	0.0003	- 2.3	-0.2	-1	-1
EPA 07	1/28/1997	0.27	-0.001	-0.01	-0.01	0.07	-0.05	11.2	-0.1	0.09	-0.001	-0.1	0.0003	- 3.3	-0.2	7.9	2
EPA 07	4/15/1997	0.38	-0.001	-0.01	-0.01	0.09	-0.05	12.4	-0.1	0.12	0.06	-0.1	0.001	2.8	-0.2	-1	-1
EPA 07	7/15/1997	0.19	-0.001	-0.01	-0.01	-0.01	-0.05	12.5	-0.1	0.11	-0.001	-0.1	0.001	4.5	-0.2	-1	-1
EPA 07	10/15/1997	0.25	-0.001	-0.01	-0.01	0.13	-0.05	15.2	-0.1	0.13	-0.001	-0.1	0.002	- 1.2	-0.2	-1	-1
EPA 07	1/20/1998	0.8	-0.001	-0.01	-0.005	0.14	-0.05	17.6	-0.1	0.16	-0.001	-0.1	0.0021	- 2.0	-0.2	-1	-1
EPA 07	4/14/1998	0.48	-0.001	-0.01	-0.005	0.1	-0.05	12.5	-0.1	0.1	-0.001	-0.1	0.002	- 2.5	-0.2	-1	-1
EPA 07	7/14/1998	0.18	-0.001	-0.01	-0.005	0.1	-0.05	15.1	-0.1	0.12	-0.001	-0.1	0.0023	3.2	-0.2	-1	-1
EPA 07	1/12/1999	0.13	-0.001	-0.01	0.007	0.09	-0.05	12.6	-0.1	0.08	-0.001	-0.1	0.011	6.9	-0.2	-1	-1
EPA 07	4/13/1999	0.29	-0.001	-0.01	-0.005	0.09	-0.05	12.5	-0.1	0.11	-0.001	-0.1	0.0017	3.3	-0.2	3.8	3.8
EPA 07	7/20/1999	-0.1	-0.001	-0.01	-0.005	0.1	-0.05	9.3	-0.1	-0.05	-0.001	-0.1	0.0019	- 4.0	-0.2	5.2	5.2
EPA 07	10/12/1999	0.18	-0.001	-0.01	-0.005	0.07	-0.05	11.8	-0.1	0.08	-0.001	-0.1	0.0009	- 3.5	-0.2	-1	1.1
EPA 07	1/11/2000	0.29	-0.001	-0.01	-0.005	0.08	-0.05	9.94	-0.1	0.13	-0.001	-0.1	0.0021	- 2.2	-0.2	-1	2.3
EPA 07	5/3/2000	2.9	-0.001	-0.01	-0.005	0.08	-0.05	11.4	-0.1	0.1	-0.001	-0.1	0.0032	3.1	-0.2	-1	2.6
EPA 07	7/11/2000	3.57	-0.001	-0.01	-0.005	0.07	-0.05	9.69	-0.1	-0.05	-0.001	-0.1	0.0026	4.8	-0.2	-1	2.8
EPA 07	10/3/2000	4.37	-0.001	-0.01	-0.005	0.06	-0.05	8.27	-0.1	-0.05	-0.001	-0.1	0.0024	2.6	-0.2	-1	1.9
EPA 07	1/9/2001	4.61	-0.001	-0.01	-0.005	0.06	-0.05	7.44	-0.1	0.09	-0.001	-0.1	0.0021	3.8	-0.2	-1	-1
EPA 07	4/3/2001	2.81	-0.001	-0.01	-0.005	0.06	-0.05	6.63	-0.1	0.09	-0.001	-0.1	0.002	- 2.1	-0.2	-1	1.7
EPA 07	7/17/2001	2.6	-0.001	-0.01	-0.005	0.05	-0.05	6.92	-0.1	0.07	-0.001	-0.1	0.002	- 2.4	-0.2	-1	-1
EPA 07	10/9/2001	1.77	-0.001	-0.01	-0.005	0.03	-0.05	5.43	-0.1	-0.05	-0.001	-0.1	0.0015	- 2.0	-0.2	-1	-1
EPA 07	1/14/2002	2.3	-0.001	-0.01	-0.005	0.05	-0.05	6.51	-0.1	0.08	-0.001	-0.1	0.0022	5.5	-0.2	-1	1.3
EPA 07	4/9/2002	1.5	-0.001	-0.01	-0.005	0.05	-0.05	6.09	-0.1	0.08	-0.001	-0.1	0.002	- 1.5	-0.2	-1	1.7
EPA 07	7/16/2002	1.3	-0.001	-0.01	-0.005	0.04	-0.05	5.32	-0.1	-0.05	-0.001	-0.1	-0.0003	- 2.0	-0.2	-1	2.7
EPA 07	10/15/2002	1.7	-0.001	-0.01	-0.005	0.04	-0.05	5.66	-0.1	0.07	-0.001	-0.1	0.0024	- 1.9	-0.2	-1	1.3

TABLE 1
ZONE 1 DATA SUMMARY
1989-2002

Well Number	Date	Water Elevation (ft amsl)	Field pH (SU)	Lab pH (SU)	Lab TDS (mg/L)	Ca (mg/L)	Mg (mg/L)	Na (mg/L)	K (mg/L)	HCO3 (mg/L)	SO4 (mg/L)	Cl (mg/L)	NH4 as N (mg/L)	NO3 as N (mg/L)	Chloroform (mg/L)
NRC Standard		NA	NA	NA	NA	NA	NA	NA	NA	NA	NA	NA	NA	NA	0.001
EPA Standard		NA	NA	NA	4,800	NA	NA	NA	NA	NA	2,125	250	NA	190	NA
EPA 08	4/17/1989	6,856.80	7												
EPA 08	5/4/1989	--	6.8	6.25	4,442	468	370	210	7.9	118	2,970	33.1	0.76	0.02	-0.001
EPA 08	7/26/1989	6,857.40	6.8	5.89	4,304	521	366	222	8.1	163	3,007	35.9	0.88	0.06	-0.001
EPA 08	10/5/1989	6,858.00	6.5	6.96	4,454	513	379	206	9.9	169	2,863	35.4	0.84	0.09	-0.001
EPA 08	1/16/1990	6,858.50	6.5	6.4	4,478	486	348	209	8.15	165	2,860	33.2	0.91	0.11	-0.001
EPA 08	4/17/1990	6,858.70	6.4	6.61	4,577	496	344	210	7.9	165	2,738	36.3	0.93	0.16	-0.001
EPA 08	7/17/1990	6,858.70	6.5	6.46	4,699	613	431	183	8.5	159	2,893	35.7	0.54	0.06	-0.001
EPA 08	10/16/1990	6,859.20	6.5	6.73	4,681	509	383	189	8	148	3,053	43.4	0.71	0.03	-0.001
EPA 08	1/8/1991	6,859.40	6.5	6.5	4,648	530	387	194	19	159	2,959	39.4	0.86	0.04	-0.001
EPA 08	4/17/1991	6,860.00	6.4	7.18	4,833	543	379	198	8.1	140	3,164	45.4	0.82	3.3	-0.001
EPA 08	7/3/1991	6,859.90	6.3	6.4	4,711	514	373	161	7.1	141	3,242	22.1	0.86	0.06	-0.001
EPA 08	10/22/1991	6,860.50	6.3	6.29	4,612	497	366	182	7.6	166	2,998	39.6	1.01	0.23	-0.001
EPA 08	1/22/1992	6,860.80	6.4	6.51	4,311	525	376	155	7.3	128	3,014	73.4	0.88	-0.01	-0.001
EPA 08	4/2/1992	6,860.80	6.3	7.65	4,704	559	394	203	8.8	165	3,034	36.4	0.98	-0.01	-0.001
EPA 08	7/15/1992	6,860.10	6.4	6.64	4,809	521	388	176	7.7	126	3,120	39.6	0.58	-0.1	-0.001
EPA 08	10/14/1992	6,860.30	6.6	6.47	4,762	536	384	159	9.4	132	3,158	39.3	0.66	-0.1	-0.001
EPA 08	1/13/1993	6,860.10	6.6	6.63	4,739	528	637	157	7.8	147	3,159	37.7	1.08	-0.1	-0.001
EPA 08	4/15/1993	6,861.00	6.6	6.53	4,910	479	359	183	6.6	125	3,019	40.8	0.8	-0.1	-0.001
EPA 08	7/20/1993	6,862.80	6.6	7.1	4,144	562	352	159	7.9	134	2,956	39.6	0.69	-0.1	-0.001
EPA 08	10/12/1993	6,859.40	6.7	6.19	4,366	561	370	169	7.1	117	3,110	36.9	0.71	-0.1	-0.001
EPA 08	1/11/1994	6,861.30	6.7	6.46	4,765	528	366	177	6.7	111	3,197	39.4	0.74	-0.1	-0.001
EPA 08	4/20/1994	6,861.40	6.5	6.22	4,532	530	368	162	6.4	116	3,154	39.6	1.33	-0.1	-0.001
EPA 08	7/26/1994	6,862.60	6.5	7.13	4,389	592	379	142	7.5	109	3,049	38.7	0.72	-0.1	-0.001
EPA 08	10/11/1994	6,861.50	6.5	6.9	4,809	572	425	157	7.5	119	3,367	41.5	1.08	-0.1	-0.001
EPA 08	1/10/1995	6,861.70	6.4	6.62	4,848	644	388	142	8.5	139	3,277	42	1.31	-0.1	-0.001
EPA 08	4/6/1995	6,861.60	6.5	6.48	4,867	651	345	154	7.5	108	3,364	40.2	1.52	-0.1	-0.001
EPA 08	7/11/1995	6,861.80	6.9	7.05	4,212	550	408	144	7.3	127	2,906	42	1.29	-0.1	-0.001
EPA 08	10/10/1995	6,861.90	6.6	7.13	4,348	575	411	160	7.3	127	2,965	38.4	0.93	-0.1	-0.001
EPA 08	1/9/1996	6,862.00	6.7	7.29	4,185	545	401	156	7.9	162	2,863	37.6	0.68	-0.1	-0.001
EPA 08	4/10/1996	6,862.20	6.9	7.24	4,857	620	444	148	7.6	149	3,460	41.8	0.75	-0.1	-0.001
EPA 08	7/17/1996	6,862.30	6.8	6.63	4,876	560	395	159	8	165	3,085	37.6	0.13	-0.1	-0.001
EPA 08	10/8/1996	6,862.30	6.6	6.98	4,880	603	441	157	8	148	3,061	39	0.73	-0.1	-0.001

TABLE C.1
ZONE 1 DATA SUMMARY
1989-2002

Well Number	Date	Al (mg/L)	As (mg/L)	Be (mg/L)	Cd (mg/L)	Co (mg/L)	Pb (mg/L)	Mn (mg/L)	Mo (mg/L)	Ni (mg/L)	Se (mg/L)	V (mg/L)	U (mg/L)	Ra-226+ Ra-228 (pCi/L)	Th-230 (pCi/L)	Pb-210 (pCi/L)	Gross Alpha (pCi/L)
NRC Standard		NA	0.05	0.05	0.01	NA	0.05	NA	NA	0.05	0.01	0.1	0.3	5.0	5.0	1.0	15.0
EPA Standard		5.0	0.05	0.017	0.01	0.05	0.05	2.6	1.0	0.2	0.01	0.7	5.0	5.0	NA	NA	15.0
EPA 08	4/17/1989													-			
EPA 08	5/4/1989		0.001	-0.05	-0.005		-0.05	3		-0.05	-0.001	-0.1	-0.2	3.9	0.3	-1	5.9
EPA 08	7/26/1989	-0.1	-0.001	-0.05	-0.01	-0.01	-0.05	3	-0.1	-0.05	-0.001	-0.1	0.0012	3.1	0.9	1.7	-1
EPA 08	10/5/1989	0.13	-0.001	-0.05	-0.01	-0.01	-0.05	2.9	-0.01	-0.05	-0.001	-0.1	0.004	- 2.0	-0.2	2.1	1.5
EPA 08	1/16/1990	-0.1	0.001	-0.05	-0.01	-0.01	-0.05	3.3	-0.1	-0.05	-0.001	-0.1	0.003	3.3	-0.2	-1	0.9
EPA 08	4/17/1990	-0.1	0.001	-0.05	-0.01	-0.01	-0.05	3	-0.1	-0.05	-0.001	-0.1	0.003	2.4	-0.2	1.7	1.9
EPA 08	7/17/1990	0.14	0.002	-0.05	-0.01	-0.01	-0.05	3.41	-0.1	-0.05	-0.001	-0.1	0.0019	- 1.6	-0.2	-1	-1
EPA 08	10/16/1990	-0.1	0.002	-0.05	-0.01	-0.01	-0.05	3.4	-0.1	-0.05	-0.001	-0.1	0.0007	3.2	-0.2	-1	-1
EPA 08	1/8/1991	-0.1	-0.001	-0.01	-0.01	-0.01	-0.05	3.32	-0.1	-0.05	-0.001	-0.1	0.0027	3.5	-0.2	-1	2
EPA 08	4/17/1991	0.16	-0.001	-0.01	-0.01	-0.01	-0.05	3.82	-0.1	-0.05	-0.001	-0.1	0.002	6.6	-0.2	-1	2
EPA 08	7/3/1991	0.6	0.002	-0.01	-0.01	-0.01	-0.05	2.93	-0.1	-0.05	-0.001	-0.1	0.0015	2.9	-0.2	-1	-1
EPA 08	10/22/1991	0.24	-0.001	-0.01	-0.01	0.02	-0.05	3.22	-0.1	-0.05	-0.001	-0.1	0.0436	2.8	-0.2	-1	-1
EPA 08	1/22/1992	-0.1	-0.001	-0.01	-0.01	-0.01	0.05	2.88	-0.1	-0.05	-0.001	-0.1	0.001	- 6.4	-0.2	1.3	5
EPA 08	4/2/1992	-0.1	0.001	-0.01	-0.01	-0.01	-0.05	3.43	-0.1	-0.05	-0.001	-0.1	0.001	4.3	-0.2	-1	-1
EPA 08	7/15/1992	-0.1	0.002	-0.01	-0.01	-0.01	-0.05	3.17	-0.1	-0.05	-0.001	-0.1	0.003	6.8	-0.2	-1	1.5
EPA 08	10/14/1992	0.21	0.001	-0.01	-0.01	-0.01	-0.05	3.09	-0.1	-0.05	-0.001	-0.1	-0.0003	3.4	-0.2	-1	1.9
EPA 08	1/13/1993	0.2	-0.001	-0.01	-0.01	-0.01	-0.05	3.46	-0.1	-0.05	-0.001	-0.1	-0.0003	11.1	-0.2	-1	-1
EPA 08	4/15/1993	-0.1	0.001	-0.01	-0.01	-0.01	-0.05	3.05	-0.1	-0.05	-0.001	-0.1	0.006	4.3	-0.2	-1	-1
EPA 08	7/20/1993	-0.1	0.002	-0.01	-0.01	-0.01	-0.05	2.78	-0.1	-0.05	-0.001	-0.1	-0.003	4.4	-0.2	-1	1.4
EPA 08	10/12/1993	0.16	-0.001	-0.01	-0.01	0.02	-0.05	2.8	-0.1	-0.05	-0.001	-0.1	0.002	7.0	-0.2	-1	2
EPA 08	1/11/1994	-0.1	-0.001	-0.01	-0.01	-0.01	-0.05	3.07	-0.1	-0.05	-0.001	-0.1	0.006	6.1	-0.2	-1	9.6
EPA 08	4/20/1994	0.1	0.001	-0.01	-0.01	-0.01	-0.05	2.49	-0.1	-0.05	-0.001	-0.1	0.001	4.8	-0.2	1.3	6.7
EPA 08	7/26/1994	0.12	-0.001	-0.01	-0.01	-0.01	-0.05	3.12	-0.1	-0.05	-0.001	-0.1	-0.0003	5.3	-0.2	-1	7.2
EPA 08	10/11/1994	-0.1	-0.001	-0.01	-0.01	-0.01	-0.05	2.46	-0.1	-0.05	-0.001	-0.1	0.001	3.0	-0.2	-1	4.1
EPA 08	1/10/1995	-0.1	-0.001	-0.01	-0.01	-0.01	-0.05	2.95	-0.1	-0.05	-0.001	-0.1	0.001	4.9	-0.2	-1	6.4
EPA 08	4/6/1995	-0.1	-0.001	-0.01	-0.01	-0.01	-0.05	3.15	-0.1	-0.05	-0.001	-0.1	0.001	3.8	-0.2	-1	5.3
EPA 08	7/11/1995	-0.1	-0.001	-0.01	-0.01	-0.01	-0.05	2.92	0.27	-0.05	-0.001	-0.1	0.0016	2.9	0.5	4.9	6.6
EPA 08	10/10/1995	-0.1	0.002	-0.01	-0.01	-0.01	-0.05	2.99	-0.1	-0.05	-0.001	-0.1	0.0017	3.9	-0.2	-1	1.8
EPA 08	1/9/1996	-0.1	-0.001	-0.01	-0.01	-0.01	-0.05	2.8	0.13	-0.05	-0.001	-0.1	0.001	2.5	-0.2	3.8	-1
EPA 08	4/10/1996	-0.1	0.001	-0.01	-0.01	-0.01	-0.05	2.96	0.14	-0.05	-0.001	-0.1	0.0006	2.5	0.7	-1	1.2
EPA 08	7/17/1996	-0.1	-0.001	-0.01	-0.01	-0.01	-0.05	3.21	-0.1	-0.05	0.002	-0.1	0.0016	- 1.7	0.8	-1	-1
EPA 08	10/8/1996	-0.1	-0.001	-0.01	-0.01	-0.01	-0.05	3	-0.1	-0.05	-0.001	-0.1	0.0005	- 1.9	-0.2	-1	-1

TABLE C.1
ZONE 1 DATA SUMMARY
1989-2002

Well Number	Date	Water Elevation (ft amsl)	Field pH (SU)	Lab pH (SU)	Lab TDS (mg/L)	Ca (mg/L)	Mg (mg/L)	Na (mg/L)	K (mg/L)	HCO3 (mg/L)	SO4 (mg/L)	Cl (mg/L)	NH4 as N (mg/L)	NO3 as N (mg/L)	Chloroform (mg/L)
NRC Standard		**NA**	**NA**	**NA**	**NA**	**NA**	**NA**	**NA**	**NA**	**NA**	**NA**	**NA**	**NA**	**NA**	**0.001**
EPA Standard		**NA**	**NA**	**NA**	**4,800**	**NA**	**NA**	**NA**	**NA**	**NA**	**2,125**	**250**	**NA**	**190**	**NA**
EPA 08	1/28/1997	6,862.30	6.9	7.31	4,870	565	415	141	7.6	143	3,130	51	0.69	-0.1	-0.001
EPA 08	4/15/1997	6,862.40	6.6	7.1	4,890	604	440	160	8.2	156	3,330	42	0.73	-0.1	-0.001
EPA 08	7/15/1997	6,862.20	6.6	7.11	4,860	603	432	145	7.8	138	3,200	45.2	0.73	-0.1	-0.001
EPA 08	10/15/1997	6,862.40	6.5	7.49	4,850	617	444	147	7.6	133	3,190	53.7	0.75	-0.1	-0.001
EPA 08	10/15/1997	6,862.40	6.5	7.49	4,850	617	444	147	7.6	133	3,190	53.7	0.75	-0.1	-0.001
EPA 08	1/20/1998	6,863.00	6.6	7.53	4,840	598	439	156	8.4	133	3,400	45.3	1.12	-0.1	-0.001
EPA 08	1/20/1998	6,863.00	6.6	7.53	4,840	598	439	156	8.4	133	3,400	45.3	1.12	-0.1	-0.001
EPA 08	4/14/1998	6,862.70	6.7	6.93	4,850	592	431	151	7.8	159	3,300	39.6	0.74	-0.1	-0.001
EPA 08	4/14/1998	6,862.70	6.7	6.93	4,850	592	431	151	7.8	159	3,300	39.6	0.74	-0.1	-0.001
EPA 08	7/14/1998	6,862.40	6.6	7.17	4,820	594	430	154	8.3	132	3,000	39.7	0.85	-0.1	-0.001
EPA 08	7/14/1998	6,862.40	6.6	7.17	4,820	594	430	154	8.3	132	3,000	39.7	0.85	-0.1	-0.001
EPA 08	1/12/1999	6,865.50	6.6	7.2	4,840	594	432	139	8	130	3,200	41	0.81	-0.1	-0.001
EPA 08	4/13/1999	6,863.30	6.6	7.35	4,630	558	420	136	7.7	131	3,000	45.7	0.91	-0.1	-0.001
EPA 08	7/20/1999	6,863.00	6.36	7.18	4,780	514	379	169	10.3	119	2,710	47	0.76	-0.1	-0.001
EPA 08	10/12/1999	6,862.90	6.45	7.44	4,790	552	414	133	7.7	121	3,000	42.9	0.71	-0.1	-0.001
EPA 08	1/11/2000	6,863.20	6.6	7.29	4,720	510	387	127	8.1	125	2,750	39.3	0.79	-0.1	-0.001

TABLE C.1
ZONE 1 DATA SUMMARY
1989-2002

Well Number	Date	Al (mg/L)	As (mg/L)	Be (mg/L)	Cd (mg/L)	Co (mg/L)	Pb (mg/L)	Mn (mg/L)	Mo (mg/L)	Ni (mg/L)	Se (mg/L)	V (mg/L)	U (mg/L)	Ra-226+ Ra-228 (pCi/L)	Th-230 (pCi/L)	Pb-210 (pCi/L)	Gross Alpha (pCi/L)
NRC Standard		**NA**	**0.05**	**0.05**	**0.01**	**NA**	**0.05**	**NA**	**NA**	**0.05**	**0.01**	**0.1**	**0.3**	**5.0**	**5.0**	**1.0**	**15.0**
EPA Standard		**5.0**	**0.05**	**0.017**	**0.01**	**0.05**	**0.05**	**2.6**	**1.0**	**0.2**	**0.01**	**0.7**	**5.0**	**5.0**	**NA**	**NA**	**15.0**
EPA 08	1/28/1997	-0.1	-0.001	-0.01	-0.01	-0.01	-0.05	3.07	-0.1	-0.05	-0.001	-0.1	0.001	- 2.1	-0.2	-1	1.1
EPA 08	4/15/1997	-0.1	-0.001	-0.01	-0.01	-0.01	-0.05	3.01	-0.1	-0.05	-0.001	-0.1	-0.0003	- 2.1	-0.2	-1	-1
EPA 08	7/15/1997	-0.1	-0.001	-0.01	-0.01	-0.01	-0.05	2.82	-0.1	-0.05	-0.001	-0.1	-0.0003	- 1.7	-0.2	-1	-1
EPA 08	10/15/1997	-0.1	-0.001	-0.01	-0.01	-0.01	-0.05	3.24	-0.1	-0.05	-0.001	-0.1	0.001	- 1.7	-0.2	-1	-1
EPA 08	10/15/1997	-0.1	-0.001	-0.01	-0.01	-0.01	-0.05	3.24	-0.1	-0.05	-0.001	-0.1	0.001	- 1.7	-0.2	-1	-1
EPA 08	1/20/1998	-0.1	-0.001	-0.01	-0.005	-0.01	-0.05	3.42	-0.1	-0.05	-0.001	-0.1	0.001	- 2.1	-0.2	-1	-1
EPA 08	1/20/1998	-0.1	-0.001	-0.01	-0.005	-0.01	-0.05	3.42	-0.1	-0.05	-0.001	-0.1	0.001	- 2.1	-0.2	-1	-1
EPA 08	4/14/1998	-0.1	-0.001	-0.01	-0.005	-0.01	-0.05	2.99	-0.1	-0.05	-0.001	-0.1	0.0009	- 2.0	-0.2	-1	-1
EPA 08	4/14/1998	-0.1	-0.001	-0.01	-0.005	-0.01	-0.05	2.99	-0.1	-0.05	-0.001	-0.1	0.0009	- 2.0	-0.2	-1	-1
EPA 08	7/14/1998	-0.1	-0.001	-0.01	-0.005	-0.01	-0.05	2.84	-0.1	-0.05	-0.001	-0.1	0.0009	- 1.9	-0.2	-1	-1
EPA 08	7/14/1998	-0.1	-0.001	-0.01	-0.005	-0.01	-0.05	2.84	-0.1	-0.05	-0.001	-0.1	0.0009	- 1.9	-0.2	-1	-1
EPA 08	1/12/1999	-0.1	0.003	-0.01	-0.005	-0.01	-0.05	2.98	-0.1	-0.05	-0.001	-0.1	0.0038	3.3	-0.2	-1	-1
EPA 08	4/13/1999	-0.1	-0.001	-0.01	-0.005	-0.01	-0.05	2.98	-0.1	-0.05	-0.001	-0.1	0.0011	5.4	-0.2	3	3
EPA 08	7/20/1999	-0.1	-0.001	-0.01	-0.005	-0.01	-0.05	2.4	-0.1	-0.05	-0.001	-0.1	0.0016	2.9	-0.2	1.8	1.8
EPA 08	10/12/1999	-0.1	-0.001	-0.01	-0.005	-0.01	-0.05	3.08	-0.1	-0.05	-0.001	-0.1	-0.0003	5.1	-0.2	-1	1.6
EPA 08	1/11/2000	-0.1	-0.001	-0.01	-0.005	-0.01	-0.05	2.99	-0.1	-0.05	-0.001	-0.1	0.0016	3.5	-0.2	-1	-1

TABLE C.2

WATER LEVEL DATA FOR ZONE 1
WELLS ADDED UNDER REVISED MONITORING PROGRAM
SECOND QUARTER 2000

Well Number (a)	Date	Water Elevation (ft AMSL)
0412	5/15/2000	6793.9
0412	7/20/2000	6793.9
0412	10/12/2000	6794.3
0412	1/19/2001	6794.3
0412	4/12/2001	6794.5
0412	8/2/2001	6794.2
0412	10/10/2001	6794.6
0412	1/9/2002	6794.8
0412	4/3/2002	6794.9
0412	7/17/2002	6794.8
0412	10/18/2002	6795.0
0501 A	5/15/2000	6837.7
0501 A	7/20/2000	6837.6
0501 A	10/12/2000	6837.7
0501 A	1/19/2001	6837.8
0501 A	4/12/2001	6837.9
0501 A	8/2/2001	6837.5
0501 A	10/10/2001	6837.8
0501 A	1/9/2002	6837.9
0501 A	4/3/2002	6837.9
0501 A	7/17/2002	6837.8
0501 A	10/18/2002	6799.3
0502 A	5/15/2000	6832.2
0502 A	7/20/2000	6832.1
0502 A	10/20/2000	6832.2
0502 A	1/19/2001	6832.2
0502 A	4/12/2001	6832.3
0502 A	8/2/2001	6831.8
0502 A	10/10/2001	6832.1
0502 A	1/9/2002	6832.2
0502 A	4/3/2002	6832.1
0502 A	7/17/2002	6831.9
0502 A	10/18/2002	6832.1
0504 A	5/15/2000	6798.0
0504 A	7/20/2000	6797.9
0504 A	10/12/2000	6798.2
0504 A	1/18/2001	6798.4
0504 A	4/12/2001	6798.6

TABLE C.2

WATER LEVEL DATA FOR ZONE 1
WELLS ADDED UNDER REVISED MONITORING PROGRAM
SECOND QUARTER 2000

Well Number (a)	Date	Water Elevation (ft AMSL)
0504 A	8/2/2001	6798.4
0504 A	10/10/2001	6798.8
0504 A	1/9/2002	6799.0
0504 A	4/3/2002	6799.1
0504 A	7/17/2002	6799.1
0504 A	10/18/2002	6799.3
0505 A	5/15/2000	6851.3
0505 A	7/20/2000	6851.1
0505 A	10/12/2000	6851.0
0505 A	1/19/2001	6850.8
0505 A	4/12/2001	6850.7
0505 A	8/2/2001	6850.1
0505 A	10/10/2001	6850.2
0505 A	1/9/2002	6850.2
0505 A	4/3/2002	6849.9
0505 A	7/17/2002	6849.5
0505 A	10/18/2002	6849.5

Notes:
AMSL - Above Mean Sea Level
a. Wells 412, 501 A, 502 A, 504 A, and 505 A added to the monitoring program in 2nd Quarter 2000 for water level monitoring.

LABORATORY ANALYTICAL DATA
2002

UNC MINING AND MILLING: CHURCHROCK OPERATIONS
GROUNDWATER MONITORING PROGRAM: ZONE 1 MONITOR WELLS

WELL ID:	TWQ-142	TWQ-142	TWQ-142	TWQ-142
LABORATORY ID:	C02010346-001	C02040488-001	C02070704-001	C02100686-001
SAMPLE DATE/TIME:	01/07/2002 09:05	04/08/2002 14:00	07/15/2002 09:30	10/14/2002 08:30
DATE RECEIVED:	01/11/2002 10:00	04/15/2002 10:00	07/22/2002 10:00	10/18/2002 10:00
REPORT DATE:	February 1, 2002	May 7, 2002	August 13, 2002	November 8, 2002
QUARTER REPRESENTED:	First 2002	Second 2002	Third 2002	Fourth 2002
UNC SUBMITTAL #:	TE-1-1-2002	TE-6-4-2002	TE-11-7-2002	TE-13-10-2002

Major Ions	Method	Units	Reporting Limit	Results	Results	Results	Results
Calcium	EPA 200.7	mg/L	1.0	19.8	19.4	18.6	20.4
Magnesium	EPA 200.7	mg/L	1.0	8.70	8.50	8.50	8.70
Sodium	EPA 200.7	mg/L	1.0	294	307	313	308
Potassium	EPA 200.7	mg/L	1.0	3.4	2.9	4.5	3.1
Bicarbonate	SM 2320-B	mg/L	0.10	236	239	239	237
Sulfate	EPA 200.7	mg/L	1.0	560	556	607	536
Chloride	EPA 200.7	mg/L	1.0	21.3	21.5	18.6	17.7
Ammonia as N	SM 4500-NH3-G	mg/L	0.05	0.20	0.26	0.15	0.11
Nitrate + Nitrite as N	EPA 353.2	mg/L	0.10	< 0.10	< 0.10	< 0.10	< 0.10
Non-Metals							
Total Dissolved Solids	SM 2540-C	mg/L	1.0	1060	1070	1060	998
pH	SM 4500-H-B	std. units	0.10	7.90	7.59	8.06	8.00
Trace Metals, dissolved							
Aluminum	EPA 200.7	mg/L	0.10	< 0.10	< 0.10	< 0.10	< 0.10
Arsenic III	SM 3114-C	mg/L	0.001	< 0.001	< 0.001	< 0.001	0.004
Beryllium	EPA 200.8	mg/L	0.01	< 0.01	< 0.01	< 0.01	< 0.01
Cadmium	EPA 200.8	mg/L	0.005	< 0.005	< 0.005	< 0.005	< 0.005
Cobalt	EPA 200.8	mg/L	0.01	< 0.01	< 0.01	< 0.01	< 0.01
Lead	EPA 200.8	mg/L	0.05	< 0.05	< 0.05	< 0.05	< 0.05
Manganese	EPA 200.7	mg/L	0.01	0.02	0.02	0.02	0.02
Molybdenum	EPA 200.8	mg/L	0.10	< 0.10	< 0.10	< 0.10	< 0.10
Nickel	EPA 200.8	mg/L	0.05	< 0.05	< 0.05	< 0.05	< 0.05
Selenium IV	SM 3114-C	mg/L	0.001	< 0.001	< 0.001	< 0.001	< 0.001
Vanadium	EPA 200.8	mg/L	0.10	< 0.10	< 0.10	< 0.10	< 0.10
Radiometrics, dissolved							
Uranium	EPA 200.8	mg/L	0.0003	< 0.0003	< 0.0003	< 0.0003	0.0003
Radium 226	EPA 903.0	pCi/L	0.2	0.6	0.3	0.3	0.8
Radium Error Estimate ±				0.2	0.2	0.2	0.2
Radium 228	EPA 904.0	pCi/L	1.0	1.9	< 1.0	< 1.0	< 1.0
Radium Error Estimate ±				1.2	-	-	-
Thorium 230	EPA 907.0	pCi/L	0.2	< 0.2	< 0.2	< 0.2	< 0.2
Thorium Error Estimate ±				-	-	-	-
Lead 210	NERHL-65-4	pCi/L	1.0	< 1.0	< 1.0	< 1.0	< 1.0
Lead Error Estimate ±				-	-	-	-
Gross Alpha-Rn & U	EPA 900.0	pCi/L	1.0	< 1.0	< 1.0	< 1.0	< 1.0
G. Alpha Error Estimate ±				-	-	-	-
Trace Organics							
Chloroform	EPA 601	µg/L	1.0	< 1.0	< 1.0	< 1.0	< 1.0

Quality Assurance Data		Target Range				
Anion	meq		16.1	16.1	17.1	15.6
Cation	meq		14.6	15.1	15.4	15.2
SM A/C Balance	%	-5 - +5	-5.02	-3.18	-5.30	-1.08
Calc TDS	mg/L		1026	1036	1090	1013
TDS A/C Balance	dec. %	0.80 - 1.20	1.03	1.03	0.97	0.99

criss: r:\reports\clients2002\unc_mining_\2_zone_1\twq-142\c02100686-1.xls

UNC MINING AND MILLING: CHURCHROCK OPERATIONS
GROUNDWATER MONITORING PROGRAM: ZONE 1 MONITOR WELLS

WELL ID:	515-A	515-A	515-A	515-A
LABORATORY ID:	C02010514-002	C02040227-002	C02070401-002	C02100484-002
SAMPLE DATE/TIME:	01/14/2002 09:50	04/02/2002 14:45	07/10/2002 09:20	10/09/2002 09:30
DATE RECEIVED:	01/18/2002 10:00	04/08/2002 10:30	07/12/2002 09:20	10/14/2002 10:00
REPORT DATE:	February 25, 2002	April 27, 2002	August 9, 2002	November 5, 2002
QUARTER REPRESENTED:	First 2002	Second 2002	Third 2002	Fourth 2002
UNC SUBMITTAL #:	TE-2-1-2002	TE-5-4-2002	TE-10-7-2002	TE-12-10-2002

Major Ions	Method	Units	Reporting Limit	Results	Results	Results	Results
Calcium	EPA 200.7	mg/L	1.0	501	492	470	428
Magnesium	EPA 200.7	mg/L	1.0	887	855	850	778
Sodium	EPA 200.7	mg/L	1.0	349	412	401	386
Potassium	EPA 200.7	mg/L	1.0	14.6	15.2	13.4	12.5
Bicarbonate	SM 2320-B	mg/L	0.10	212	214	211	210
Sulfate	EPA 200.7	mg/L	1.0	4410	4790	4420	4270
Chloride	EPA 200.7	mg/L	1.0	305	279	250	228
Ammonia as N	SM 4500-NH3-G	mg/L	0.05	2.07	1.75	2.39	2.95
Nitrate + Nitrite as N	EPA 353.2	mg/L	0.10	60.5	61.9	61.5	63.0
Non-Metals							
Total Dissolved Solids	SM 2540-C	mg/L	1.0	7680	7670	7750	6900
pH	SM 4500-H-B	std. units	0.10	6.30	6.57	6.33	6.61
Trace Metals, dissolved							
Aluminum	EPA 200.7	mg/L	0.10	3.00	2.90	2.40	3.10
Arsenic III	SM 3114-C	mg/L	0.001	0.002	< 0.001	< 0.001	< 0.001
Beryllium	EPA 200.8	mg/L	0.01	< 0.01	< 0.01	< 0.01	< 0.01
Cadmium	EPA 200.8	mg/L	0.005	< 0.005	< 0.005	< 0.005	< 0.005
Cobalt	EPA 200.7	mg/L	0.01	0.10	0.09	0.09	0.08
Lead	EPA 200.8	mg/L	0.05	< 0.05	< 0.05	< 0.05	< 0.05
Manganese	EPA 200.7	mg/L	0.01	15.8	15.3	12.4	13.3
Molybdenum	EPA 200.8	mg/L	0.10	< 0.10	< 0.10	< 0.10	< 0.10
Nickel	EPA 200.7	mg/L	0.05	0.26	0.23	0.18	0.20
Selenium IV	SM 3114-C	mg/L	0.001	< 0.001	< 0.001	< 0.001	< 0.001
Vanadium	EPA 200.8	mg/L	0.10	< 0.10	< 0.10	< 0.10	< 0.10
Radiometrics, dissolved							
Uranium	EPA 200.8	mg/L	0.0003	0.0011	0.0009	0.0013	0.0020
Radium 226	EPA 903.0	pCi/L	0.2	3.2	3.4	3.6	3.5
Radium Error Estimate ±				0.3	0.4	0.4	0.3
Radium 228	EPA 904.0	pCi/L	1.0	6.6	2.9	6.8	3.1
Radium Error Estimate ±				1.0	1.0	1.6	1.0
Thorium 230	EPA 907.0	pCi/L	0.2	< 0.2	< 0.2	< 0.2	< 0.2
Thorium Error Estimate ±				-	-	-	-
Lead 210	NERHL-65-4	pCi/L	1.0	< 1.0	< 1.0	< 1.0	< 1.0
Lead Error Estimate ±				-	-	-	-
Gross Alpha-Ra & U	EPA 900.0	pCi/L	1.0	3.5	6.0	8.0	9.3
G. Alpha Error Estimate ±				1.0	1.0	1.7	1.1
Trace Organics							
Chloroform	EPA 601	µg/L	1.0	149	162	162	203

Quality Assurance Data		Target Range				
Anion	meq		108	116	107	103
Cation	meq		116	115	113	104
SM A/C Balance	%	-5 - +5	3.25	-0.20	2.72	0.46
Calc TDS	mg/L		6859	7242	6798	6504
TDS A/C Balance	dec. %	0.80 - 1.20	1.12	1.06	1.14	1.06

criss: r:\reports\clients2002\unc_mining_\2_zone_1\515-a\c02100484-2.xls

UNC MINING AND MILLING: CHURCHROCK OPERATIONS
GROUNDWATER MONITORING PROGRAM: ZONE 1 MONITOR WELLS

WELL ID:	604	604	604	604
LABORATORY ID:	C02010514-003	C02040488-004	C02070704-004	C02100484-003
SAMPLE DATE/TIME:	01/14/2002 10:20	04/09/2002 12:30	07/16/2002 13:30	10/09/2002 10:10
DATE RECEIVED:	01/18/2002 10:00	04/15/2002 10:00	07/22/2002 10:00	10/14/2002 10:00
REPORT DATE:	February 25, 2002	May 7, 2002	August 13, 2002	November 5, 2002
QUARTER REPRESENTED:	First 2002	Second 2002	Thrid 2002	Fourth 2002
UNC SUBMITTAL #:	TE-2-1-2002	TE-6-4-2002	TE-11-7-2002	TE-12-10-2002

Major Ions	Method	Units	Reporting Limit	Results	Results	Results	Results
Calcium	EPA 200.7	mg/L	1.0	516	446	439	431
Magnesium	EPA 200.7	mg/L	1.0	882	790	805	775
Sodium	EPA 200.7	mg/L	1.0	235	261	271	258
Potassium	EPA 200.7	mg/L	1.0	13.6	12.2	13.5	11.4
Bicarbonate	SM 2320-B	mg/L	0.10	6.7	6.7	6.7	7.3
Sulfate	EPA 200.7	mg/L	1.0	4540	4390	4460	4380
Chloride	EPA 200.7	mg/L	1.0	67.5	58.1	65.0	56.5
Ammonia as N	SM 4500-NH3-G	mg/L	0.05	0.13	0.23	0.66	0.64
Nitrate + Nitrite as N	EPA 353.2	mg/L	0.10	66.0	70.1	71.7	68.6
Non-Metals							
Total Dissolved Solids	SM 2540-C	mg/L	1.0	7390	7500	7500	5790
pH	SM 4500-H-B	std. units	0.10	4.80	4.73	4.78	4.79
Trace Metals, dissolved							
Aluminum	EPA 200.7	mg/L	0.10	15.3	13.2	11.4	14.6
Arsenic III	SM 3114-C	mg/L	0.001	< 0.001	< 0.001	< 0.001	< 0.001
Beryllium	EPA 200.8	mg/L	0.01	0.01	< 0.01	< 0.01	< 0.01
Cadmium	EPA 200.8	mg/L	0.005	0.006	0.007	< 0.005	< 0.005
Cobalt	EPA 200.7	mg/L	0.01	0.32	0.33	0.28	0.26
Lead	EPA 200.8	mg/L	0.05	< 0.05	< 0.05	< 0.05	< 0.05
Manganese	EPA 200.7	mg/L	0.01	11.0	11.2	10.4	9.67
Molybdenum	EPA 200.8	mg/L	0.10	< 0.10	< 0.10	< 0.10	< 0.10
Nickel	EPA 200.7	mg/L	0.05	0.40	0.40	0.28	0.30
Selenium IV	SM 3114-C	mg/L	0.001	< 0.001	< 0.001	< 0.001	< 0.001
Vanadium	EPA 200.8	mg/L	0.10	< 0.10	< 0.10	< 0.10	< 0.10
Radiometrics, dissolved							
Uranium	EPA 200.8	mg/L	0.0003	0.0016	0.0016	< 0.0003	0.0018
Radium 226	EPA 903.0	pCi/L	0.2	2.9	2.6	2.9	3.3
Radium Error Estimate ±				0.3	0.3	0.3	0.3
Radium 228	EPA 904.0	pCi/L	1.0	9.3	4.5	3.5	5.6
Radium Error Estimate ±				1.0	1.0	1.3	1.1
Thorium 230	EPA 907.0	pCi/L	0.2	< 0.2	< 0.2	< 0.2	< 0.2
Thorium Error Estimate ±				-	-	-	-
Lead 210	NERHL-65-4	pCi/L	1.0	< 1.0	< 1.0	< 1.0	< 1.0
Lead Error Estimate ±				-	-	-	-
Gross Alpha-Rn & U	EPA 900.0	pCi/L	1.0	4.5	3.3	5.3	9.6
G. Alpha Error Estimate ±				1.2	1.0	1.0	1.1
Trace Organics							
Chloroform	EPA 601	µg/L	1.0	3.0	< 1.0	< 1.0	3.2
Quality Assurance Data			**Target Range**				
Anion		meq		101	98.2	100	98
Cation		meq		110	100	102	98
SM A/C Balance		%	-5 - +5	4.33	1.11	0.89	0.18
Calc TDS		mg/L		6561	6283	6386	6230
TDS A/C Balance		dec. %	0.80 - 1.20	1.13	1.19	1.17	0.93

criss: r:\reports\clients2002\unc_mining_\2_zone_1\604\c02100484-3.xls

UNC MINING AND MILLING: CHURCHROCK OPERATIONS
GROUNDWATER MONITORING PROGRAM: ZONE 1 MONITOR WELLS

WELL ID:	614	614	614	614
LABORATORY ID:	C02010514-001	C02040227-001	C02070401-001	C02100484-001
SAMPLE DATE/TIME:	01/14/2002 09:15	04/02/2002 14:15	07/10/2002 08:30	10/09/2002 08:50
DATE RECEIVED:	01/18/2002 10:00	04/08/2002 10:30	07/12/2002 10:00	10/14/2002 10:00
REPORT DATE:	February 25, 2002	April 27, 2002	August 9, 2002	November 5, 2002
QUARTER REPRESENTED:	First 2002	Second 2002	Third 2002	Fourth 2002
UNC SUBMITTAL #:	TE-2-1-2002	TE-5-4-2002	TE-10-7-2002	TE-12-10-2002
REVISED REPORT DATE:	-	-	-	December 30, 2002

Major Ions	Method	Units	Reporting Limit	Results	Results	Results	Results
Calcium	EPA 200.7	mg/L	1.0	602	603	577	520
Magnesium	EPA 200.7	mg/L	1.0	751	730	599	621
Sodium	EPA 200.7	mg/L	1.0	356	427	413	400
Potassium	EPA 200.7	mg/L	1.0	16.7	16.8	14.0	12.4
Bicarbonate	SM 2320-B	mg/L	0.10	1490	1460	1430	1440
Sulfate	EPA 200.7	mg/L	1.0	3460	3780	3360	3080
Chloride	EPA 200.7	mg/L	1.0	332	312	286	286
Ammonia as N	SM 4500-NH3-G	mg/L	0.05	123	119	100	87.0
Nitrate + Nitrite as N	EPA 353.2	mg/L	0.10	86.7	82.7	82.0	79.2
Non-Metals							
Total Dissolved Solids	SM 2540-C	mg/L	1.0	7110	7120	6980	5220
pH	SM 4500-H-B	std. units	0.10	7.30	7.60	7.31	7.66
Trace Metals, dissolved							
Aluminum	EPA 200.8	mg/L	0.10	< 0.10	< 0.10	< 0.10	< 0.10
Arsenic III	SM 3114-C	mg/L	0.001	< 0.001	< 0.001	< 0.001	< 0.001
Beryllium	EPA 200.8	mg/L	0.01	< 0.01	< 0.01	< 0.01	< 0.01
Cadmium	EPA 200.8	mg/L	0.005	< 0.005	< 0.005	< 0.005	< 0.005
Cobalt	EPA 200.8	mg/L	0.01	< 0.01	< 0.01	< 0.01	< 0.01
Lead	EPA 200.8	mg/L	0.05	< 0.05	< 0.05	< 0.05	< 0.05
Manganese	EPA 200.7	mg/L	0.01	0.28	0.28	0.23	0.32
Molybdenum	EPA 200.8	mg/L	0.10	< 0.10	< 0.10	< 0.10	< 0.10
Nickel	EPA 200.8	mg/L	0.05	< 0.05	< 0.05	< 0.05	< 0.05
Selenium IV	SM 3114-C	mg/L	0.001	0.003	< 0.001	< 0.001	< 0.001
Vanadium	EPA 200.8	mg/L	0.10	< 0.10	< 0.10	< 0.10	< 0.10
Radiometrics, dissolved							
Uranium	EPA 200.8	mg/L	0.0003	0.0501	0.0467	0.0508	0.0439
Radium 226	EPA 903.0	pCi/L	0.2	1.1	< 0.2	1.1	0.9
Radium Error Estimate ±				0.2	-	0.2	0.2
Radium 228	EPA 904.0	pCi/L	1.0	5.4	< 1.0	2.3	< 1.0
Radium Error Estimate ±				1.0	-	1.4	-
Thorium 230	EPA 907.0	pCi/L	0.2	< 0.2	< 0.2	< 0.2	< 0.2
Thorium Error Estimate ±				-	-	-	-
Lead 210	NERHL-65-4	pCi/L	1.0	< 1.0	< 1.0	< 1.0	< 1.0
Lead Error Estimate ±				-	-	-	-
Gross Alpha-Rn & U	EPA 900.0	pCi/L	1.0	< 1.0	1.5	2.2	1.3
G. Alpha Error Estimate ±				-	1.0	1.1	1.0
Trace Organics							
Chloroform	EPA 601	µg/L	1.0	230	222	222	228

Quality Assurance Data		Target Range				
Anion	meq		112	117	107	101
Cation	meq		117	118	104	102
SM A/C Balance	%	-5 - +5	2.33	0.47	-1.47	0.10
Calc TDS	mg/L		6806	7119	6456	6103
TDS A/C Balance	dec. %	0.80 - 1.20	1.04	1.00	1.08	0.86

msh: r:\reports\clients2002\unc_mining_\2_zone_1\614\c02100484-1r1.xls

UNC MINING AND MILLING: CHURCHROCK OPERATIONS
GROUNDWATER MONITORING PROGRAM: ZONE 1 MONITOR WELLS

WELL ID:	EPA-2	EPA-2	EPA-2	EPA-2
LABORATORY ID:	01-31997-4	01-34625-3	C01100431-001	C02010514-007
SAMPLE DATE/TIME:	04/02/2001 14:10	07/16/2001 13:25	10/09/2001 08:30	01/14/2002 13:50
DATE RECEIVED:	04/06/2001 10:30	07/20/2001 10:30	10/12/2001 10:00	01/18/2002 10:00
REPORT DATE:	April 24, 2001	August 20, 2001	November 07, 2001	February 25, 2002
QUARTER REPRESENTED:	Second 2001	Third 2001	Fourth 2001	First 2002
UNC SUBMITTAL #:	TE-6-4-2001	TE-11-7-2001	TE-16-10-2001	TE-2-1-2002
REVISED REPORT DATE:	-	-	-	December 30, 2002

Major Ions	Method	Units	Reporting Limit	Results	Results	Results	Results
Calcium	EPA 200.7	mg/L	1.0	408	341	330	406
Magnesium	EPA 200.7	mg/L	1.0	182	159	150	177
Sodium	EPA 200.7	mg/L	1.0	173	182	182	168
Potassium	EPA 200.7	mg/L	1.0	6.0	6.9	6.2	8.0
Bicarbonate	SM 2320-B	mg/L	0.10	425	430	371	355
Sulfate	EPA 200.7	mg/L	1.0	1600	1630	1420	1550
Chloride	EPA 200.7	mg/L	1.0	23.7	28.3	25.1	24.8
Ammonia as N	SM 4500-NH3-G	mg/L	0.05	0.53	0.53	0.36	0.43
Nitrate + Nitrite as N	EPA 353.2	mg/L	0.10	< 0.10	< 0.10	< 0.10	< 0.10
Non-Metals							
Total Dissolved Solids	SM 2540-C	mg/L	1.0	2730	2770	2760	2730
pH	SM 4500-H-B	std. units	0.10	7.39	7.57	7.70	7.20
Trace Metals, dissolved							
Aluminum	EPA 200.8	mg/L	0.10	< 0.10	< 0.10	< 0.10	< 0.10
Arsenic III	SM 3114-C	mg/L	0.001	0.001	< 0.001	0.002	< 0.001
Beryllium	EPA 200.8	mg/L	0.01	< 0.01	< 0.01	< 0.01	< 0.01
Cadmium	EPA 200.8	mg/L	0.005	< 0.005	< 0.005	< 0.005	< 0.005
Cobalt	EPA 200.8	mg/L	0.01	< 0.01	< 0.01	< 0.01	< 0.01
Lead	EPA 200.8	mg/L	0.05	< 0.05	< 0.05	< 0.05	< 0.05
Manganese	EPA 200.7	mg/L	0.01	1.14	1.20	1.08	1.34
Molybdenum	EPA 200.8	mg/L	0.10	< 0.10	< 0.10	< 0.10	< 0.10
Nickel	EPA 200.8	mg/L	0.05	< 0.05	< 0.05	< 0.05	< 0.05
Selenium IV	SM 3114-C	mg/L	0.001	< 0.001	< 0.001	< 0.001	< 0.001
Vanadium	EPA 200.8	mg/L	0.10	< 0.10	< 0.10	< 0.10	< 0.10
Radiometrics, dissolved							
Uranium	EPA 200.8	mg/L	0.0003	0.0005	0.0004	0.0005	0.0010
Radium 226	EPA 903.0	pCi/L	0.2	1.4	1.4	1.3	1.3
Radium Error Estimate ±				0.3	0.3	0.2	0.2
Radium 228	EPA 904.0	pCi/L	1.0	< 1.0	4.3	2.6	3.3
Radium Error Estimate ±				-	1.1	1.2	1.0
Thorium 230	EPA 907.0	pCi/L	0.2	< 0.2	< 0.2	< 0.2	< 0.2
Thorium Error Estimate ±				-	-	-	-
Lead 210	NERHL-65-4	pCi/L	1.0	< 1.0	< 1.0	< 1.0	< 1.0
Lead Error Estimate ±				-	-	-	-
Gross Alpha	EPA 900.0	pCi/L	1.0	2.1	1.6	< 1.0	1.3
G. Alpha Error Estimate ±				1.2	1.2	-	1.0
Trace Organics							
Chloroform	EPA 601	µg/L	1.0	< 1.0	< 1.0	< 1.0	< 1.0

Quality Assurance Data		Target Range				
Anion	meq		41.0	41.8	36.4	38.8
Cation	meq		43.3	38.5	37.2	42.7
SM A/C Balance	%	-5 - +5	2.81	-4.13	1.06	4.72
Calc TDS	mg/L		2607	2565	2301	2514
TDS A/C Balance	dec. %	0.80 - 1.20	1.05	1.08	1.20	1.09

msh: r:\reports\clients2002\unc_mining_\2_zone_1\epa-2\c02010514-7r1.xls

UNC MINING AND MILLING: CHURCHROCK OPERATIONS
GROUNDWATER MONITORING PROGRAM: ZONE 1 MONITOR WELLS

WELL ID:	EPA-2 DUPLICATE	EPA-2 DUPLICATE	EPA-2 DUPLICATE	EPA-2 DUPLICATE
LABORATORY ID:	C02010514-008	C02040488-003	C02070704-003	C02100686-003
SAMPLE DATE/TIME:	01/14/2002 14:20	04/09/2002 10:50	07/16/2002 11:50	10/15/2002 10:00
DATE RECEIVED:	01/18/2002 10:00	04/15/2002 10:00	07/22/2002 10:00	10/18/2002 10:00
REPORT DATE:	February 25, 2002	May 7, 2002	May 7, 2002	November 8, 2002
QUARTER REPRESENTED:	First 2002	Second 2002	Third 2002	Fourth 2002
UNC SUBMITTAL #:	TE-2-1-2002	TE-6-4-2002	TE-11-7-2002	TE-13-10-2002

Major Ions	Method	Units	Reporting Limit	Results	Results	Results	Results
Calcium	EPA 200.7	mg/L	1.0	409	351	352	400
Magnesium	EPA 200.7	mg/L	1.0	179	158	160	180
Sodium	EPA 200.7	mg/L	1.0	174	184	190	187
Potassium	EPA 200.7	mg/L	1.0	8.13	6.30	7.60	6.10
Bicarbonate	SM 2320-B	mg/L	0.10	334	336	332	337
Sulfate	EPA 200.7	mg/L	1.0	1600	1570	1540	1750
Chloride	EPA 200.7	mg/L	1.0	24.7	24.8	25.9	15.2
Ammonia as N	SM 4500-NH3-G	mg/L	0.05	0.47	0.50	1.30	0.62
Nitrate + Nitrite as N	EPA 353.2	mg/L	0.10	< 0.10	< 0.10	< 0.10	< 0.10
Non-Metals							
Total Dissolved Solids	SM 2540-C	mg/L	1.0	2770	2780	2770	2650
pH	SM 4500-H-B	std. units	0.10	7.10	7.21	7.37	7.48
Trace Metals, dissolved							
Aluminum	EPA 200.8	mg/L	0.10	< 0.10	< 0.10	< 0.10	< 0.10
Arsenic III	SM 3114-C	mg/L	0.001	< 0.001	< 0.001	< 0.001	0.001
Beryllium	EPA 200.8	mg/L	0.01	< 0.01	< 0.01	< 0.01	< 0.01
Cadmium	EPA 200.8	mg/L	0.005	< 0.005	< 0.005	< 0.005	< 0.005
Cobalt	EPA 200.8	mg/L	0.01	< 0.01	< 0.01	< 0.01	< 0.01
Lead	EPA 200.8	mg/L	0.05	< 0.05	< 0.05	< 0.05	< 0.05
Manganese	EPA 200.7	mg/L	0.01	1.35	1.28	1.26	1.29
Molybdenum	EPA 200.8	mg/L	0.10	< 0.10	< 0.10	< 0.10	< 0.10
Nickel	EPA 200.8	mg/L	0.05	< 0.05	< 0.05	< 0.05	< 0.05
Selenium IV	SM 3114-C	mg/L	0.001	< 0.001	< 0.001	< 0.001	< 0.001
Vanadium	EPA 200.8	mg/L	0.10	< 0.10	< 0.10	< 0.10	< 0.10
Radiometrics, dissolved							
Uranium	EPA 200.8	mg/L	0.0003	0.0008	0.0010	< 0.0003	0.0009
Radium 226	EPA 903.0	pCi/L	0.2	1.8	1.5	0.9	1.5
Radium Error Estimate ±				0.2	0.2	0.2	0.3
Radium 228	EPA 904.0	pCi/L	1.0	12.0	< 1.0	< 1.0	< 1.0
Radium Error Estimate ±				1.0	-	-	-
Thorium 230	EPA 907.0	pCi/L	0.2	< 0.2	< 0.2	< 0.2	< 0.2
Thorium Error Estimate ±				-	-	-	-
Lead 210	NERHL-65-4	pCi/L	1.0	< 1.0	< 1.0	< 1.0	< 1.0
Lead Error Estimate ±				-	-	-	-
Gross Alpha-Rn & U	EPA 900.1	pCi/L	1.0	1.9	1.4	1.8	< 1.0
G. Alpha Error Estimate ±				1.0	1.0	1.0	-
Trace Organics							
Chloroform		µg/L	1.0	< 1.0	< 1.0	< 1.0	< 1.0

Quality Assurance Data		Target Range				
Anion	meq		39.5	38.9	38.3	42.4
Cation	meq		43.2	39.0	39.6	43.4
SM A/C Balance	%	-5 - +5	4.51	0.08	1.66	1.15
Calc TDS	mg/L		2564	2464	2445	2709
TDS A/C Balance	dec. %	0.80 - 1.20	1.08	1.13	1.13	0.98

criss: r:\reports\clients2002\unc_mining_\2_zone_1\epa-2dups\c02100686-3.xls

UNC MINING AND MILLING: CHURCHROCK OPERATIONS
GROUNDWATER MONITORING PROGRAM: ZONE 1 MONITOR WELLS

WELL ID:	EPA-4	EPA-4	EPA-4	EPA-4
LABORATORY ID:	01-31997-11	01-34625-10	C01100431-005	C02010514-006
SAMPLE DATE/TIME:	04/03/2001 11:45	07/17/2001 11:15	10/09/2001 10:50	01/14/2002 12:10
DATE RECEIVED:	04/06/2001 10:30	07/20/2001 10:30	10/12/2001 10:00	01/18/2002 10:00
REPORT DATE:	April 24, 2001	August 20, 2001	November 07, 2001	February 25, 2002
QUARTER REPRESENTED:	Second 2001	Third 2001	Fourth 2001	First 2002
UNC SUBMITTAL #:	TE-6-4-2001	TE-11-7-2001	TE-16-10-2001	TE-2-1-2002
REVISED REPORT DATE:	-	-	-	December 30, 2002

Major Ions	Method	Units	Reporting Limit	Results	Results	Results	Results
Calcium	EPA 200.7	mg/L	1.0	651	533	520	624
Magnesium	EPA 200.7	mg/L	1.0	427	372	360	413
Sodium	EPA 200.7	mg/L	1.0	170	173	165	165
Potassium	EPA 200.7	mg/L	1.0	8.1	9.1	8.7	10.5
Bicarbonate	SM 2320-B	mg/L	0.10	177	172	174	178
Sulfate	EPA 200.7	mg/L	1.0	3230	2690	2700	2980
Chloride	EPA 200.7	mg/L	1.0	42.1	48.3	46.3	46.2
Ammonia as N	SM 4500-NH3-G	mg/L	0.05	1.01	1.01	0.86	0.85
Nitrate + Nitrite as N	EPA 353.2	mg/L	0.10	< 0.10	< 0.10	< 0.10	0.16
Non-Metals							
Total Dissolved Solids	SM 2540-C	mg/L	1.0	4620	4780	4770	4730
pH	SM 4500-H-B	std. units	0.10	7.06	7.02	6.80	6.90
Trace Metals, dissolved							
Aluminum	EPA 200.8	mg/L	0.10	< 0.10	< 0.10	< 0.10	< 0.10
Arsenic III	SM 3114-C	mg/L	0.001	< 0.001	< 0.001	< 0.001	< 0.001
Beryllium	EPA 200.8	mg/L	0.01	< 0.01	< 0.01	< 0.01	< 0.01
Cadmium	EPA 200.8	mg/L	0.005	< 0.005	< 0.005	< 0.005	< 0.005
Cobalt	EPA 200.8	mg/L	0.01	< 0.01	< 0.01	< 0.01	< 0.01
Lead	EPA 200.8	mg/L	0.05	< 0.05	< 0.05	< 0.05	< 0.05
Manganese	EPA 200.8	mg/L	0.01	3.37	3.22	3.26	3.59
Molybdenum	EPA 200.8	mg/L	0.10	< 0.10	< 0.10	< 0.10	< 0.10
Nickel	EPA 200.8	mg/L	0.05	< 0.05	< 0.05	< 0.05	< 0.05
Selenium IV	SM 3114-C	mg/L	0.001	< 0.001	< 0.001	< 0.001	< 0.001
Vanadium	EPA 200.8	mg/L	0.10	< 0.10	< 0.10	< 0.10	< 0.10
Radiometrics, dissolved							
Uranium	EPA 200.8	mg/L	0.0003	< 0.0003	< 0.0003	< 0.0003	< 0.0003
Radium 226	EPA 903.0	pCi/L	0.2	1.2	1.1	1.5	1.5
Radium Error Estimate ±				0.2	0.2	0.2	0.2
Radium 228	EPA 904.0	pCi/L	1.0	3.8	5.8	3.7	5.4
Radium Error Estimate ±				1.3	1.1	1.2	1.0
Thorium 230	EPA 907.0	pCi/L	0.2	< 0.2	< 0.2	< 0.2	< 0.2
Thorium Error Estimate ±					-	-	-
Lead 210	NERHL-65-4	pCi/L	1.0	< 1.0	< 1.0	< 1.0	< 1.0
Lead Error Estimate ±					-	-	-
Gross Alpha	EPA 900.0	pCi/L	1.0	1.8	2.2	< 1.0	< 1.0
G. Alpha Error Estimate ±				1.1	1.3	-	-
Trace Organics							
Chloroform	EPA 601	µg/L	1.0	< 1.0	< 1.0	< 1.0	< 1.0

Quality Assurance Data		Target Range				
Anion	meq		71.4	60.2	60.4	66.3
Cation	meq		76.0	65.7	63.6	73.3
SM A/C Balance	%	-5 - +5	3.12	4.31	2.60	5.02
Calc TDS	mg/L		4622	3916	3892	4333
TDS A/C Balance	dec. %	0.80 - 1.20	1.00	1.22	1.23	1.09

msh: r:\reports\clients2002\unc_mining_\2_zone_1\epa-4\c02010514-6r1.xls

UNC MINING AND MILLING: CHURCHROCK OPERATIONS
GROUNDWATER MONITORING PROGRAM: ZONE 1 MONITOR WELLS

WELL ID:	EPA-5	EPA-5	EPA-5	EPA-5
LABORATORY ID:	C02010514-005	C02040488-006	C02070704-006	C02100686-005
SAMPLE DATE/TIME:	01/14/2002 11:30	04/09/2002 13:35	07/16/2002 14:40	10/15/2002 11:30
DATE RECEIVED:	01/18/2002 10:00	04/15/2002 10:00	07/22/2002 10:00	10/18/2002 10:00
REPORT DATE:	February 25, 2002	May 7, 2002	August 13, 2002	November 8, 2002
QUARTER REPRESENTED:	First 2002	Second 2002	Third 2002	Fourth 2002
UNC SUBMITTAL #:	TE-2-1-2002	TE-6-4-2002	TE-11-7-2002	TE-13-10-2002

Major Ions	Method	Units	Reporting Limit	Results	Results	Results	Results
Calcium	EPA 200.7	mg/L	1.0	531	457	452	513
Magnesium	EPA 200.7	mg/L	1.0	621	551	550	608
Sodium	EPA 200.7	mg/L	1.0	139	150	139	151
Potassium	EPA 200.7	mg/L	1.0	14.1	12.6	13.6	12.5
Bicarbonate	SM 2320-B	mg/L	0.10	230	199	179	168
Sulfate	EPA 200.7	mg/L	1.0	3290	3150	3170	3580
Chloride	EPA 200.7	mg/L	1.0	97.8	88.8	77.3	75.1
Ammonia as N	SM 4500-NH3-G	mg/L	0.05	16.7	15.7	15.7	15.1
Nitrate + Nitrite as N	EPA 353.2	mg/L	0.10	31.0	29.8	30.7	12.3
Non-Metals							
Total Dissolved Solids	SM 2540-C	mg/L	1.0	5430	5450	5410	4610
pH	SM 4500-H-B	*std. units*	0.10	6.60	6.80	7.16	6.77
Trace Metals, dissolved							
Aluminum	EPA 200.8	mg/L	0.10	< 0.10	< 0.10	< 0.10	< 0.10
Arsenic III	SM 3114-C	mg/L	0.001	< 0.001	< 0.001	< 0.001	< 0.001
Beryllium	EPA 200.8	mg/L	0.01	< 0.01	< 0.01	< 0.01	< 0.01
Cadmium	EPA 200.8	mg/L	0.005	< 0.005	< 0.005	< 0.005	< 0.005
Cobalt	EPA 200.7	mg/L	0.01	0.11	0.10	0.10	0.09
Lead	EPA 200.8	mg/L	0.05	< 0.05	< 0.05	< 0.05	< 0.05
Manganese	EPA 200.8	mg/L	0.01	1.28	1.23	1.25	1.17
Molybdenum	EPA 200.8	mg/L	0.10	< 0.10	< 0.10	< 0.10	< 0.10
Nickel	EPA 200.7	mg/L	0.05	0.13	0.11	0.09	0.10
Selenium IV	SM 3114-C	mg/L	0.001	0.002	0.001	0.001	< 0.001
Vanadium	EPA 200.8	mg/L	0.10	< 0.10	< 0.10	< 0.10	< 0.10
Radiometrics, dissolved							
Uranium	EPA 200.8	mg/L	0.0003	0.0061	0.0046	< 0.0003	0.0026
Radium 226	EPA 903.0	pCi/L	0.2	1.7	0.8	1.5	1.8
Radium Error Estimate ±				0.2	0.2	0.2	0.3
Radium 228	EPA 904.0	pCi/L	1.0	4.8	1.5	< 1.0	< 1.0
Radium Error Estimate ±				1.0	1.0	-	-
Thorium 230	EPA 907.0	pCi/L	0.2	< 0.2	< 0.2	< 0.2	< 0.2
Thorium Error Estimate ±				-	-	-	-
Lead 210	NERHL-65-4	pCi/L	1.0	< 1.0	< 1.0	< 1.0	< 1.0
Lead Error Estimate ±				-	-	-	-
Gross Alpha-Rn & U	EPA 900.0	pCi/L	1.0	1.2	1.5	2.7	2.7
G. Alpha Error Estimate ±				1.0	1.0	1.0	1.0
Trace Organics							
Chloroform	EPA 601	µg/L	1.0	< 1.0	< 1.0	< 1.0	< 1.0

Quality Assurance Data		Target Range				
Anion	meq		77.3	73.5	73.3	80.3
Cation	meq		86.0	76.8	76.0	84.3
SM A/C Balance	%	-5 - +5	5.32	2.18	1.79	2.44
Calc TDS	mg/L		4968	4662	4649	5099
TDS A/C Balance	dec. %	0.80 - 1.20	1.09	1.17	1.16	0.90

criss: r:\reports\clients2002\unc_mining_\2_zone_1\epa-5\c02100686-5.xls

UNC MINING AND MILLING: CHURCHROCK OPERATIONS
GROUNDWATER MONITORING PROGRAM: ZONE 1 MONITOR WELLS

WELL ID:	EPA-7	EPA-7	EPA-7	EPA-7
LABORATORY ID:	C02010514-004	C02040488-005	C02070704-005	C02100686-004
SAMPLE DATE/TIME:	01/14/2002 10:55	04/09/2002 13:00	07/16/2002 14:05	10/15/2002 10:50
DATE RECEIVED:	01/18/2002 10:00	04/15/2002 10:00	07/22/2002 10:00	10/18/2002 10:00
REPORT DATE:	February 25, 2002	May 7, 2002	August 13, 2002	November 8, 2002
QUARTER REPRESENTED:	First 2002	Second 2002	Third 2002	Fourth 2002
UNC SUBMITTAL #:	TE-2-1-2002	TE-6-4-2002	TE-11-7-2002	TE-13-10-2002

Major Ions	Method	Units	Reporting Limit	Results	Results	Results	Results
Calcium	EPA 200.7	mg/L	1.0	541	465	465	531
Magnesium	EPA 200.7	mg/L	1.0	923	821	841	932
Sodium	EPA 200.7	mg/L	1.0	275	304	303	316
Potassium	EPA 200.7	mg/L	1.0	9.3	7.8	9.6	7.9
Bicarbonate	SM 2320-B	mg/L	0.10	526	537	542	544
Sulfate	EPA 200.7	mg/L	1.0	4050	3950	3950	4420
Chloride	EPA 200.7	mg/L	1.0	217	192	208	180
Ammonia as N	SM 4500-NH3-G	mg/L	0.05	0.49	0.60	0.70	0.64
Nitrate + Nitrite as N	EPA 353.2	mg/L	0.10	121	124	131	141
Non-Metals							
Total Dissolved Solids	SM 2540-C	mg/L	1.0	7670	7720	7720	6430
pH	SM 4500-H-B	std. units	0.10	6.60	6.85	7.17	7.13
Trace Metals, dissolved							
Aluminum	EPA 200.7	mg/L	0.10	2.30	1.50	1.30	1.70
Arsenic III	SM 3114-C	mg/L	0.001	< 0.001	< 0.001	< 0.001	< 0.001
Beryllium	EPA 200.8	mg/L	0.01	< 0.01	< 0.01	< 0.01	< 0.01
Cadmium	EPA 200.8	mg/L	0.005	< 0.005	< 0.005	< 0.005	< 0.005
Cobalt	EPA 200.7	mg/L	0.01	0.05	0.05	0.04	0.04
Lead	EPA 200.8	mg/L	0.05	< 0.05	< 0.05	< 0.05	< 0.05
Manganese	EPA 200.7	mg/L	0.01	6.51	6.09	5.32	5.66
Molybdenum	EPA 200.8	mg/L	0.10	< 0.10	< 0.10	< 0.10	< 0.10
Nickel	EPA 200.7	mg/L	0.05	0.08	0.08	< 0.05	0.07
Selenium IV	SM 3114-C	mg/L	0.001	< 0.001	< 0.001	< 0.001	< 0.001
Vanadium	EPA 200.8	mg/L	0.10	< 0.10	< 0.10	< 0.10	< 0.10
Radiometrics, dissolved							
Uranium	EPA 200.8	mg/L	0.0003	0.0022	0.0020	< 0.0003	0.0024
Radium 226	EPA 903.0	pCi/L	0.2	1.1	0.5	1.0	0.9
Radium Error Estimate ±				0.2	0.2	0.2	0.2
Radium 228	EPA 904.0	pCi/L	1.0	4.4	< 1.0	< 1.0	< 1.0
Radium Error Estimate ±				1.0	-	-	-
Thorium 230	EPA 907.0	pCi/L	0.2	< 0.2	< 0.2	< 0.2	< 0.2
Thorium Error Estimate ±				-	-	-	-
Lead 210	NERHL-65-4	pCi/L	1.0	< 1.0	< 1.0	< 1.0	< 1.0
Lead Error Estimate ±				-	-	-	-
Gross Alpha-Rn & U	EPA 900.0	pCi/L	1.0	1.3	1.7	2.7	1.3
G. Alpha Error Estimate ±				1.0	1.0	1.0	1.0
Trace Organics							
Chloroform	EPA 601	µg/L	1.0	1.7	< 1.0	< 1.0	< 1.0

Quality Assurance Data		Target Range				
Anion	meq		108	105	106	116
Cation	meq		117	105	107	119
SM A/C Balance	%	-5 - +5	3.92	0.05	0.33	1.01
Calc TDS	mg/L		6821	6564	6634	7290
TDS A/C Balance	dec. %	0.80 - 1.20	1.12	1.18	1.16	0.88

criss: r:\reports\clients2002\unc_mining_\2_zone_1\epa-7\c02100686-4.xls