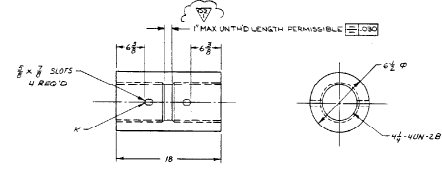
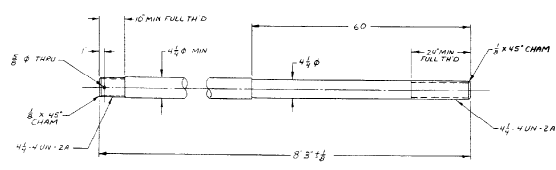


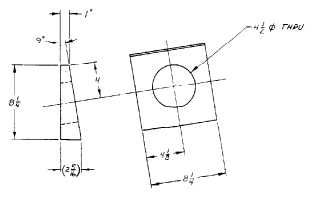
① ROD
SCALE: 3/8



③ SLEEVE
SCALE: 1/4



② ROD
SCALE: 3/8



④ WASHER
SCALE: 1/4

BILL OF MATERIALS						
GROUP NO	QUANTITY	ITEM	NAME	SIZE NO.	MATERIAL	REMARKS
1	1	ROD	1/2 x 45° CHAMF	24	1/4 Ø MIN	10 MIN FULL THD
2	1	ROD	1/2 x 45° CHAMF	24	1/4 Ø MIN	10 MIN FULL THD
3	1	SLEEVE	1/2 x 45° SLOTS 4 R R 20	4 1/8	6 1/8	18
4	1	WASHER	1/2 Ø THRU	1/2	1/2	

VENDOR SUPPLIED ITEMS (NOT SHOWN ON DRAWING)						
GROUP NO	QUANTITY	ITEM	NAME	SIZE NO.	MATERIAL	REMARKS
1	1	ROD	1/2 x 45° CHAMF	24	1/4 Ø MIN	10 MIN FULL THD
2	1	ROD	1/2 x 45° CHAMF	24	1/4 Ø MIN	10 MIN FULL THD
3	1	SLEEVE	1/2 x 45° SLOTS 4 R R 20	4 1/8	6 1/8	18
4	1	WASHER	1/2 Ø THRU	1/2	1/2	

E-23866-321-210

CERTIFIED FOR CONSTRUCTION

WELFARE SAFETY RELATED

<input checked="" type="checkbox"/> INITIALLY RELEASED AS CERTIFIED FOR CONSTRUCTION AND APPROVED FOR STAMPING PURPOSES PER 10 CFR 20.1706 <input checked="" type="checkbox"/> RELEASE TO MAKE UNTHD LENGTHS DOWN TO SLEEVE REMS BONE PER 10 CFR 20.1706	UNLESS OTHERWISE SPECIFIED DIMENSIONS IN INCHES DIMENSIONS APPLICABLE TO BOTH UNITS DIMENSIONS SHOWN AS 1/2 SHALL BE DECIMAL .500 ± .010 FRACTIONS 1/8, 1/16, 1/32 ± .010 HOLE DRILLING IN COPPER & BRASS SHALL BE MADE IN ANGLES 15° TO 30° MAX	POWER SYSTEMS 1000 S. 16TH ST. LINCOLN, NE 68502 (402) 441-2000 FAX (402) 441-2001 WWW.POWER-SYSTEMS.COM	DRAWN BY: J. C. HANCOCK CHECKED BY: J. C. HANCOCK APPROVED BY: J. C. HANCOCK DATE: 11/11/03 PROJECT: STEAM GENERATOR ACCIDENT RING SUPPORT DETAILS E-23866-321-210 SHEET NO. 1 OF 1
---	--	--	---