ATTACHMENT

6-1

Daily Solar Radiation from CIMIS for SLO

Site Id-SLO	Date	Error Code	SR Ly/dy
52	86-05-01	*	629.339
52	86-05-02	*	628 099
52	86-05-03	*	477 893
52	86-05-04	*	609.711
52	86-05-05	R	786 157
52	86-05-06	*	559.091
52	86-05-07	*	653.512
52	86-05-08	*	643 182
52	86-05-09	*	655 992
52	86-05-10	*	624.174
52	86-05-11	*	648 141
52	86-05-12	*	639.05
52	86-05-13	*	599.38
52	86-05-14	*	502.066
52	86-05-15	M	NA
52	86-05-16	H	652 273
52	86-05-17	H	651 653
52	86-05-18	*	647.521
52	86-05-19	H	630.785
52	86-05-20	H	588 223
52	86-05-21	H	663 843
52	86-05-22	*	561.983
52	86-05-23	H	502 479
52	86-05-24	*	679.132
52	86-05-25	*	655 165
52	86-05-26	H	636.157
52	86-05-27	H	645 868
52	86-05-28	*	606 198
52	86-05-29	*	639 876
52	86-05-30	*	558.264
52	86-05-31	*	598.76
52	86-06-01	H	480 785
52	86-06-02	*	289 669
52	86-06-03	H	684.298
52	86-06-04	H	560 124
52	86-06-05	*	675
52	86-06-06	*	675 826
52	86-06-07	*	679 132
52	86-06-08	*	680 785
52	86-06-09	*	678 099
52	86-06-10	R	799.587
52	86-06-11	*	565 083
52	86-06-12	H	686.157
52	86-06-13	*	611 984
52	86-06-14	*	622 727
52	86-06-15	H	669 835
52	86-06-16	H	669 835
52	86-06-17	*	576 033
52	86-06-18	H	673.14
52	86-06-19	*	700.826

Error Code:
A-hist. ave.
C-not collected
E-one sensor hist ave.
F-out of normal range
H-missing hourly
I-ignore
M-missing
Q-related sensor miss
S-not in service

52 86-06-20	*	683 884
52 86-06-21	H	653.926
52 86-06-22	H	633.678
52 86-06-23	H	573 141
52 86-06-24	H	564 256
52 86-06-25	*	614 05
52 86-06-26	H	570 455
52 86-06-27	H	611.777
52 86-06-28	H	671.074
52 86-06-29	H	683.058
52 86-06-30	H	676.033
52 86-07-01	H	675.413
52 86-07-02	H	588.636
52 86-07-03	*	634.504
52 86-07-04	*	672 314
52 86-07-05	*	435.95
52 86-07-06	*	522 934
52 86-07-07	*	663 636
52 86-07-08	*	641 529
52 86-07-09	*	625 207
52 86-07-10	*	619 421
52 86-07-11	*	660.744
52 86-07-12	*	533.884
52 86-07-13	*	574 38
52 86-07-14	*	628.512
52 86-07-15	*	602.066
52 86-07-16	*	647.107
52 86-07-17	*	511.57
52 86-07-18	*	667.769
52 86-07-19	H	633 058
52 86-07-20	H	658 058
52 86-07-21	H	620.661
52 86-07-22	H	332 438
52 86-07-23	*	592 355
52 86-07-24	R	802.479
52 86-07-25	*	616 736
52 86-07-26	*	642 769
52 86-07-27	*	564 876
52 86-07-28	*	587 19
52 86-07-29	*	616.116
52 86-07-30	*	627.686
52 86-07-31	*	631.198
52 86-08-01	*	608 264
52 86-08-02	*	605 579
52 86-08-03	*	629 545
52 86-08-04	H	603 512
52 86-08-05	*	596.074
52 86-08-06	*	599.38
52 86-08-07	*	604 752
52 86-08-08	*	573 76
52 86-08-09	*	563 843
52 86-08-10	*	577.479

52	86-08-11	*	565 083
52	86-08-12	*	584 917
52	86-08-13	*	564 876
52	86-08-14	*	539 876
52	86-08-15	*	539 256
52	86-08-16	*	601.24
52	86-08-17	*	613.017
52	86-08-18	*	454 132
52	86-08-19	*	489.876
52	86-08-20	*	552 273
52	86-08-21	*	555 165
52	86-08-22	*	533.678
52	86-08-23	*	554 545
52	86-08-24	*	571.281
52	86-08-25	*	559.091
52	86-08-26	*	559.711
52	86-08-27	R	707.645
52	86-08-28	*	561.777
52	86-08-29	*	563 843
52	86-08-30	*	546 901
52	86-08-31	*	520 248
52	86-09-01	*	515 496
52	86-09-02	*	396 074
52	86-09-03	*	484 298
52	86-09-04	*	470 455
52	86-09-05	*	448 76
52	86-09-06	*	460 331
52	86-09-07	*	435 124
52	86-09-08	*	466 736
52	86-09-09	M	NA
52	86-09-10	*	496 694
52	86-09-11	*	455.992
52	86-09-12	*	223.967
52	86-09-13	*	373.554
52	86-09-14	*	526.446
52	86-09-15	*	523 76
52	86-09-16	*	498.967
52	86-09-17	*	492 355
52	86-09-18	*	509 091
52	86-09-19	M	NA
52	86-09-20	*	500 413
52	86-09-21	*	496 694
52	86-09-22	*	463 223
52	86-09-23	*	303 099
52	86-09-24	*	130 579
52	86-09-25	*	447.314
52	86-09-26	*	472 107
52	86-09-27	*	151.653
52	86-09-28	*	470.248
52	86-09-29	*	472.727
52	86-09-30	*	465.909
52	86-10-01	*	354.959

52 86-10-02	*	447.107
52 86-10-03	*	448.554
52 86-10-04	*	454 339
52 86-10-05	*	450 826
52 86-10-06	*	433 471
52 86-10-07	*	366 529
52 86-10-08	*	389 876
52 86-10-09	M	NA
52 86-10-10	*	147.521
52 86-10-11	*	91 012
52 86-10-12	*	339 256
52 86-10-13	*	406 405
52 86-10-14	*	409 917
52 86-10-15	*	167.769
52 86-10-16	*	332 645
52 86-10-17	*	382 851
52 86-10-18	*	386 777
52 86-10-19	*	387 19
52 86-10-20	*	365 289
52 86-10-21	*	338 223
52 86-10-22	*	333 058
52 86-10-23	*	228 512
52 86-10-24	*	354 339
52 86-10-25	*	357 851
52 86-10-26	*	339 463
52 86-10-27	*	343 802
52 86-10-28	*	87 479
52 86-10-29	*	336 777
52 86-10-30	*	332 438
52 86-10-31	*	345 041
52 86-11-01	*	348 76
52 86-11-02	*	344 215
52 86-11-03	*	338 017
52 86-11-04	*	331 612
52 86-11-05	*	328 099
52 86-11-06	*	332 438
52 86-11-07	*	318 388
52 86-11-08	*	314 463
52 86-11-09	*	312 81
52 86-11-10	*	312 397
52 86-11-11	*	314 876
52 86-11-12	*	310 537
52 86-11-13	*	300 62
52 86-11-14	*	227 893
52 86-11-15	*	262 397
52 86-11-16	*	232 231
52 86-11-17	*	66 88
52 86-11-18	*	190 909
52 86-11-19	*	277.273
52 86-11-20	*	277.066
52 86-11-21	*	229 339
52 86-11-22	*	285 95

52 86-11-23	*	281.198
52 86-11-24	*	283.678
52 86-11-25	*	280.785
52 86-11-26	*	283.884
52 86-11-27	*	278 099
52 86-11-28	*	227.479
52 86-11-29	*	264 463
52 86-11-30	*	277.066
52 86-12-01	*	255 579
52 86-12-02	*	240 702
52 86-12-03	*	260 331
52 86-12-04	*	77.541
52 86-12-05	*	37 335
52 86-12-06	*	152.479
52 86-12-07	*	250 413
52 86-12-08	*	260.744
52 86-12-09	*	255.992
52 86-12-10	*	258 264
52 86-12-11	*	255.165
52 86-12-12	*	250 413
52 86-12-13	*	214.256
52 86-12-14	*	239.876
52 86-12-15	*	115.083
52 86-12-16	*	237.603
52 86-12-17	*	250 826
52 86-12-18	*	157.231
52 86-12-19	*	102.004
52 86-12-20	*	250 207
52 86-12-21	*	259.504
52 86-12-22	*	137.831
52 86-12-23	*	172 314
52 86-12-24	*	239 876
52 86-12-25	*	244 835
52 86-12-26	*	214 463
52 86-12-27	*	218 182
52 86-12-28	*	258 884
52 86-12-29	*	241 736
52 86-12-30	*	216 736
52 86-12-31	*	191.942
52 87-01-01	*	182 231
52 87-01-02	*	216.942
52 87-01-03	*	82 19
52 87-01-04	*	215.083
52 87-01-05	*	265.909
52 87-01-06	*	129 545
52 87-01-07	*	274 174
52 87-01-08	*	240 083
52 87-01-09	*	278.306
52 87-01-10	*	289 256
52 87-01-11	*	290.909
52 87-01-12	*	252 066
52 87-01-13	*	238 017

52 87-01-14	*	283 058
52 87-01-15	*	291.942
52 87-01-16	*	288 843
52 87-01-17	*	275 413
52 87-01-18	*	265 496
52 87-01-19	*	281.198
52 87-01-20	*	286.983
52 87-01-21	*	291.736
52 87-01-22	*	219.835
52 87-01-23	*	215.289
52 87-01-24	*	260.331
52 87-01-25	*	304.339
52 87-01-26	*	260.331
52 87-01-27	*	160.537
52 87-01-28	*	281.405
52 87-01-29	*	226.86
52 87-01-30	*	95.207
52 87-01-31	*	317.355
52 87-02-01	*	331.198
52 87-02-02	*	101.26
52 87-02-03	*	385.331
52 87-02-04	*	344.215
52 87-02-05	*	353.099
52 87-02-06	*	358.678
52 87-02-07	*	338 43
52 87-02-08	*	202.479
52 87-02-09	*	99.256
52 87-02-10	*	147.314
52 87-02-11	*	232.025
52 87-02-12	*	135 888
52 87-02-13	*	81.591
52 87-02-14	*	294.421
52 87-02-15	*	327.273
52 87-02-16	*	380.372
52 87-02-17	*	380 992
52 87-02-18	*	380.992
52 87-02-19	*	386.57
52 87-02-20	*	396.281
52 87-02-21	*	332.645
52 87-02-22	*	391 116
52 87-02-23	*	354 132
52 87-02-24	*	217.355
52 87-02-25	*	307 645
52 87-02-26	*	421 281
52 87-02-27	*	418 182
52 87-02-28	*	299 793
52 87-03-01	*	338 43
52 87-03-02	*	327.893
52 87-03-03	*	382 438
52 87-03-04	*	292.975
52 87-03-05	*	46 921
52 87-03-06	*	149.587

52 87-03-07	*	296.694
52 87-03-08	*	436.157
52 87-03-09	*	448.554
52 87-03-10	*	225.207
52 87-03-11	*	347.521
52 87-03-12	*	193.388
52 87-03-13	*	471.694
52 87-03-14	*	247.314
52 87-03-15	*	472.107
52 87-03-16	*	485.124
52 87-03-17	*	485.744
52 87-03-18	*	347.727
52 87-03-19	*	479.545
52 87-03-20	*	191.736
52 87-03-21	*	230 992
52 87-03-22	*	518 388
52 87-03-23	*	274 174
52 87-03-24	*	482.231
52 87-03-25	*	524 38
52 87-03-26	*	526 859
52 87-03-27	*	541.736
52 87-03-28	*	552.066
52 87-03-29	*	542.975
52 87-03-30	*	527.066
52 87-03-31	*	495 248
52 87-04-01	*	559.504
52 87-04-02	*	302.273
52 87-04-03	*	384 711
52 87-04-04	*	545.041
52 87-04-05	R	753.926
52 87-04-06	R	783 471
52 87-04-07	H	548.554
52 87-04-08	H	560.124
52 87-04-09	H	563.017
52 87-04-10	R	677.273
52 87-04-11	*	486.777
52 87-04-12	*	564.463
52 87-04-13	*	567.355
52 87-04-14	*	557.645
52 87-04-15	*	543.802
52 87-04-16	*	552.893
52 87-04-17	*	371.074
52 87-04-18	*	599.587
52 87-04-19	*	611.364
52 87-04-20	*	610.537
52 87-04-21	*	616 736
52 87-04-22	*	543 595
52 87-04-23	*	522.521
52 87-04-24	*	574 38
52 87-04-25	*	546 488
52 87-04-26	*	542.562
52 87-04-27	*	542 149

52 87-04-28	*	348 347
52 87-04-29	*	315 496
52 87-04-30	*	489.669
52 87-05-01	*	608 058
52 87-05-02	*	613.843
52 87-05-03	*	629.339
52 87-05-04	*	633.678
52 87-05-05	*	632.231
52 87-05-06	*	589.669
52 87-05-07	*	449.174
52 87-05-08	*	489.05
52 87-05-09	*	563 843
52 87-05-10	*	594.215
52 87-05-11	*	578 099
52 87-05-12	H	657.231
52 87-05-13	*	642 149
52 87-05-14	*	591.736
52 87-05-15	*	175 207
52 87-05-16	*	148 554
52 87-05-17	*	385 537
52 87-05-18	*	245 868
52 87-05-19	*	283 471
52 87-05-20	*	254.752
52 87-05-21	*	404.339
52 87-05-22	*	622.521
52 87-05-23	*	479.545
52 87-05-24	*	584 504
52 87-05-25	*	513 843
52 87-05-26	*	458 678
52 87-05-27	*	566.736
52 87-05-28	*	636.777
52 87-05-29	*	546 074
52 87-05-30	*	653 719
52 87-05-31	*	663 43
52 87-06-01	*	670 455
52 87-06-02	*	651.24
52 87-06-03	*	611.157
52 87-06-04	M	NA
52 87-06-05	M	NA
52 87-06-06	M	NA
52 87-06-07	M	NA
52 87-06-08	H	478.926
52 87-06-09	*	614.669
52 87-06-10	*	534.091
52 87-06-11	*	504.545
52 87-06-12	*	613 223
52 87-06-13	*	458 264
52 87-06-14	*	609 297
52 87-06-15	*	643 802
52 87-06-16	*	671 901
52 87-06-17	*	679 752
52 87-06-18	*	682 851

52 87-06-19	*	604.545
52 87-06-20	*	653.512
52 87-06-21	*	674.174
52 87-06-22	*	691.529
52 87-06-23	*	679.545
52 87-06-24	*	637.603
52 87-06-25	*	627.479
52 87-06-26	*	642.769
52 87-06-27	*	497.521
52 87-06-28	*	554.959
52 87-06-29	*	600 62
52 87-06-30	*	407.438
52 87-07-01	*	599.587
52 87-07-02	*	634.711
52 87-07-03	*	655.165
52 87-07-04	*	673 76
52 87-07-05	*	646.901
52 87-07-06	*	614.463
52 87-07-07	*	655.372
52 87-07-08	*	642.149
52 87-07-09	*	454.752
52 87-07-10	*	161 983
52 87-07-11	*	504.339
52 87-07-12	*	651.653
52 87-07-13	*	622.314
52 87-07-14	*	582 025
52 87-07-15	H	541.529
52 87-07-16	*	206 405
52 87-07-17	*	631 818
52 87-07-18	*	662 19
52 87-07-19	*	605 165
52 87-07-20	*	611 57
52 87-07-21	*	598 347
52 87-07-22	*	649 174
52 87-07-23	*	628 306
52 87-07-24	*	629 545
52 87-07-25	*	644 008
52 87-07-26	*	645 661
52 87-07-27	*	654 132
52 87-07-28	*	643 388
52 87-07-29	*	642 562
52 87-07-30	*	637 397
52 87-07-31	*	638 636
52 87-08-01	*	630 785
52 87-08-02	H	601 446
52 87-08-03	H	594 628
52 87-08-04	H	597 314
52 87-08-05	*	592 562
52 87-08-06	*	619 421
52 87-08-07	H	451 033
52 87-08-08	*	413 843
52 87-08-09	*	603.719

52	87-08-10	H	546.694
52	87-08-11	*	586.157
52	87-08-12	*	518.182
52	87-08-13	*	474.793
52	87-08-14	*	235.537
52	87-08-15	*	507.851
52	87-08-16	*	565.702
52	87-08-17	*	468.802
52	87-08-18	*	399.174
52	87-08-19	*	563.636
52	87-08-20	*	482.025
52	87-08-21	*	576.24
52	87-08-22	*	577.479
52	87-08-23	*	573.141
52	87-08-24	*	521.281
52	87-08-25	*	477.273
52	87-08-26	*	464.05
52	87-08-27	*	492.355
52	87-08-28	*	490 496
52	87-08-29	*	475 826
52	87-08-30	*	448 347
52	87-08-31	*	454.545
52	87-09-01	*	510.331
52	87-09-02	*	482 851
52	87-09-03	*	497.521
52	87-09-04	*	482 645
52	87-09-05	*	371.901
52	87-09-06	*	508.884
52	87-09-07	*	500 413
52	87-09-08	*	498 76
52	87-09-09	*	393.182
52	87-09-10	*	464.256
52	87-09-11	*	482 645
52	87-09-12	*	359 298
52	87-09-13	*	296 901
52	87-09-14	*	454 132
52	87-09-15	*	501.033
52	87-09-16	*	487.603
52	87-09-17	*	426 86
52	87-09-18	*	459.504
52	87-09-19	*	465 289
52	87-09-20	H	487.19
52	87-09-21	*	474 793
52	87-09-22	*	446.281
52	87-09-23	*	393.182
52	87-09-24	*	448.554
52	87-09-25	H	432 231
52	87-09-26	H	457.025
52	87-09-27	*	413.017
52	87-09-28	*	399 174
52	87-09-29	H	421.901
52	87-09-30	H	385.95

52	87-10-01	H	382.231
52	87-10-02	*	395.248
52	87-10-03	*	429.752
52	87-10-04	*	443 802
52	87-10-05	*	434 711
52	87-10-06	*	419.215
52	87-10-07	*	338 636
52	87-10-08	*	410 124
52	87-10-09	*	93.76
52	87-10-10	*	405 579
52	87-10-11	*	303 099
52	87-10-12	*	381 612
52	87-10-13	*	363 843
52	87-10-14	*	365 909
52	87-10-15	*	334.298
52	87-10-16	*	284 711
52	87-10-17	*	330 992
52	87-10-18	*	274 174
52	87-10-19	*	309 711
52	87-10-20	*	274 793
52	87-10-21	*	174 38
52	87-10-22	*	75.537
52	87-10-23	*	92.748
52	87-10-24	*	226.033
52	87-10-25	*	344.628
52	87-10-26	*	288.636
52	87-10-27	*	105.826
52	87-10-28	*	175
52	87-10-29	*	196.074
52	87-10-30	*	255.579
52	87-10-31	*	48 409
52	87-11-01	*	237.397
52	87-11-02	*	295 455
52	87-11-03	*	297.727
52	87-11-04	*	73 802
52	87-11-05	*	151 033
52	87-11-06	*	236 983
52	87-11-07	*	321.901
52	87-11-08	*	317 975
52	87-11-09	*	310 331
52	87-11-10	*	295 248
52	87-11-11	*	319 628
52	87-11-12	*	300 826
52	87-11-13	*	105.145
52	87-11-14	*	314 05
52	87-11-15	*	313 43
52	87-11-16	*	254 752
52	87-11-17	*	84 174
52	87-11-18	H	289 463
52	87-11-19	M	NA
52	87-11-20	H	153 099
52	87-11-21	*	285 95

52	87-11-22	*	284.504
52	87-11-23	*	283.884
52	87-11-24	*	271.281
52	87-11-25	*	285.95
52	87-11-26	*	284.711
52	87-11-27	*	277.273
52	87-11-28	*	272.107
52	87-11-29	*	269.835
52	87-11-30	*	135.351
52	87-12-01	*	220.455
52	87-12-02	*	160.331
52	87-12-03	*	220 661
52	87-12-04	*	35 64
52	87-12-05	*	196.901
52	87-12-06	*	54 256
52	87-12-07	*	261.57
52	87-12-08	*	88 533
52	87-12-09	*	235 537
52	87-12-10	*	259 091
52	87-12-11	*	247.107
52	87-12-12	*	267 769
52	87-12-13	*	270.041
52	87-12-14	*	197.314
52	87-12-15	*	68 988
52	87-12-16	*	71.591
52	87-12-17	*	196 074
52	87-12-18	*	246 488
52	87-12-19	*	255 372
52	87-12-20	*	256 612
52	87-12-21	*	248 554
52	87-12-22	*	79 917
52	87-12-23	*	266.322
52	87-12-24	*	265.083
52	87-12-25	*	265.702
52	87-12-26	*	238.636
52	87-12-27	*	82.355
52	87-12-28	*	94.814
52	87-12-29	*	51.198
52	87-12-30	*	180.165
52	87-12-31	*	251.653
52	88-01-01	*	175.826
52	88-01-02	*	128 43
52	88-01-03	*	70.145
52	88-01-04	*	31.529
52	88-01-05	*	213 43
52	88-01-06	*	261.364
52	88-01-07	*	269 008
52	88-01-08	*	241.942
52	88-01-09	*	256.405
52	88-01-10	*	231.405
52	88-01-11	*	271.488
52	88-01-12	*	272 107

52 88-01-13	*	274.793
52 88-01-14	*	223.76
52 88-01-15	*	58.802
52 88-01-16	*	142.975
52 88-01-17	*	50.702
52 88-01-18	*	166.529
52 88-01-19	*	297.107
52 88-01-20	*	274.38
52 88-01-21	*	292.975
52 88-01-22	*	299.38
52 88-01-23	*	303.306
52 88-01-24	*	309.091
52 88-01-25	*	306.612
52 88-01-26	*	213.223
52 88-01-27	*	291.736
52 88-01-28	*	197.521
52 88-01-29	*	157.438
52 88-01-30	*	254.545
52 88-01-31	*	305.992
52 88-02-01	*	262.397
52 88-02-02	*	310.744
52 88-02-03	*	337.19
52 88-02-04	*	354.339
52 88-02-05	*	359.298
52 88-02-06	*	343.388
52 88-02-07	*	348 76
52 88-02-08	*	344 421
52 88-02-09	*	346 694
52 88-02-10	*	356.198
52 88-02-11	*	368 388
52 88-02-12	*	369.835
52 88-02-13	*	359.711
52 88-02-14	*	365 289
52 88-02-15	*	374.174
52 88-02-16	*	381.405
52 88-02-17	*	387.603
52 88-02-18	M	NA
52 88-02-19	H	272.314
52 88-02-20	*	366 529
52 88-02-21	*	320.041
52 88-02-22	*	367.562
52 88-02-23	H	192 149
52 88-02-24	*	359 711
52 88-02-25	*	341.942
52 88-02-26	H	306 612
52 88-02-27	*	123 43
52 88-02-28	*	353.512
52 88-02-29	*	142.789
52 88-03-01	*	180.992
52 88-03-02	*	437.603
52 88-03-03	*	419.008
52 88-03-04	M	NA

52 88-03-05	M	NA
52 88-03-06	H	398 967
52 88-03-07	*	460 124
52 88-03-08	*	456 612
52 88-03-09	*	478 926
52 88-03-10	H	479 339
52 88-03-11	*	487.603
52 88-03-12	*	484.091
52 88-03-13	*	492 769
52 88-03-14	*	491.116
52 88-03-15	*	326 24
52 88-03-16	*	488 017
52 88-03-17	*	478 099
52 88-03-18	*	505 785
52 88-03-19	H	511.57
52 88-03-20	*	506 612
52 88-03-21	H	493 802
52 88-03-22	*	502.273
52 88-03-23	*	506 405
52 88-03-24	*	524 793
52 88-03-25	*	533 264
52 88-03-26	*	533 264
52 88-03-27	*	534 917
52 88-03-28	*	545 661
52 88-03-29	*	534.504
52 88-03-30	*	527 686
52 88-03-31	*	530 372
52 88-04-01	*	555 785
52 88-04-02	*	539 05
52 88-04-03	*	528 512
52 88-04-04	*	546 281
52 88-04-05	*	558 884
52 88-04-06	H	582 025
52 88-04-07	*	482 645
52 88-04-08	*	597 934
52 88-04-09	*	578 306
52 88-04-10	*	511 157
52 88-04-11	*	581 818
52 88-04-12	*	401 446
52 88-04-13	*	496 281
52 88-04-14	*	264 669
52 88-04-15	*	229 132
52 88-04-16	*	151 033
52 88-04-17	*	597 107
52 88-04-18	*	425
52 88-04-19	*	92 521
52 88-04-20	*	520 041
52 88-04-21	*	429 959
52 88-04-22	*	469 215
52 88-04-23	*	615 496
52 88-04-24	*	627.273
52 88-04-25	*	624.38

52	88-04-26	*	586 57
52	88-04-27	*	195 248
52	88-04-28	*	405 785
52	88-04-29	*	631 198
52	88-04-30	*	656.198
52	88-05-01	*	650 62
52	88-05-02	*	645.661
52	88-05-03	*	624.793
52	88-05-04	*	626.859
52	88-05-05	*	546.488
52	88-05-06	*	617.355
52	88-05-07	*	384.504
52	88-05-08	*	650.207
52	88-05-09	*	652.686
52	88-05-10	*	666 322
52	88-05-11	*	671.694
52	88-05-12	*	648 347
52	88-05-13	*	671.074
52	88-05-14	*	670 868
52	88-05-15	*	665 083
52	88-05-16	*	438 223
52	88-05-17	*	638 843
52	88-05-18	*	669 422
52	88-05-19	*	679.545
52	88-05-20	*	684 504
52	88-05-21	*	662.19
52	88-05-22	*	539 876
52	88-05-23	*	649 38
52	88-05-24	*	596 488
52	88-05-25	*	645 248
52	88-05-26	*	660.744
52	88-05-27	*	629.339
52	88-05-28	*	484.917
52	88-05-29	*	667.355
52	88-05-30	*	691.942
52	88-05-31	*	636 777
52	88-06-01	*	632.025
52	88-06-02	*	687.397
52	88-06-03	*	681.818
52	88-06-04	*	685 95
52	88-06-05	*	701.446
52	88-06-06	*	507.025
52	88-06-07	*	669 422
52	88-06-08	H	681 612
52	88-06-09	H	579.132
52	88-06-10	H	569 628
52	88-06-11	H	526.24
52	88-06-12	H	571.488
52	88-06-13	H	541.736
52	88-06-14	H	588 636
52	88-06-15	*	625 62
52	88-06-16	*	504.339

52 88-06-17	*	671.488
52 88-06-18	*	668.802
52 88-06-19	*	400.413
52 88-06-20	*	164.256
52 88-06-21	*	623.967
52 88-06-22	*	704 132
52 88-06-23	*	608 471
52 88-06-24	*	439 876
52 88-06-25	*	551.446
52 88-06-26	*	736 984
52 88-06-27	*	743 595
52 88-06-28	*	739 256
52 88-06-29	*	749 174
52 88-06-30	*	736.57
52 88-07-01	*	727.686
52 88-07-02	*	664.05
52 88-07-03	*	643 802
52 88-07-04	*	672 727
52 88-07-05	*	715 083
52 88-07-06	*	706 198
52 88-07-07	*	702 479
52 88-07-08	*	662 81
52 88-07-09	*	688 843
52 88-07-10	*	705 785
52 88-07-11	*	486.57
52 88-07-12	*	698.141
52 88-07-13	*	681 198
52 88-07-14	*	701 653
52 88-07-15	*	693 182
52 88-07-16	*	704 545
52 88-07-17	*	589 463
52 88-07-18	*	669 422
52 88-07-19	*	598 76
52 88-07-20	*	610.95
52 88-07-21	*	552 893
52 88-07-22	*	575 826
52 88-07-23	*	659 091
52 88-07-24	*	648 347
52 88-07-25	*	626 446
52 88-07-26	*	645.248
52 88-07-27	*	646.694
52 88-07-28	*	628.926
52 88-07-29	*	650.207
52 88-07-30	*	516.736
52 88-07-31	*	562 19
52 88-08-01	*	499.174
52 88-08-02	*	482.231
52 88-08-03	*	635.124
52 88-08-04	*	583.264
52 88-08-05	*	585 95
52 88-08-06	*	631.198
52 88-08-07	*	648 554

52	88-08-08	*	639 463
52	88-08-09	*	606 818
52	88-08-10	*	561.364
52	88-08-11	*	426 24
52	88-08-12	*	482.645
52	88-08-13	*	634.917
52	88-08-14	*	641.529
52	88-08-15	*	641.116
52	88-08-16	*	623 76
52	88-08-17	*	625
52	88-08-18	*	639.05
52	88-08-19	*	588.43
52	88-08-20	*	529 339
52	88-08-21	*	495 455
52	88-08-22	*	629 545
52	88-08-23	*	240 909
52	88-08-24	*	589.05
52	88-08-25	*	487 603
52	88-08-26	*	679 339
52	88-08-27	*	393.802
52	88-08-28	*	555.372
52	88-08-29	*	546.694
52	88-08-30	*	562.397
52	88-08-31	*	533.884
52	88-09-01	*	510.744
52	88-09-02	*	544 008
52	88-09-03	*	566 942
52	88-09-04	*	555 165
52	88-09-05	*	529.545
52	88-09-06	*	532.851
52	88-09-07	*	538 017
52	88-09-08	*	475 62
52	88-09-09	*	492 355
52	88-09-10	*	527 273
52	88-09-11	*	498 347
52	88-09-12	*	308 884
52	88-09-13	*	512.397
52	88-09-14	*	452 686
52	88-09-15	*	464 05
52	88-09-16	*	442.355
52	88-09-17	*	521.281
52	88-09-18	*	535 124
52	88-09-19	H	445 661
52	88-09-20	*	326 24
52	88-09-21	*	558 264
52	88-09-22	*	505 372
52	88-09-23	*	479 545
52	88-09-24	*	130 93
52	88-09-25	*	489 463
52	88-09-26	*	488 843
52	88-09-27	*	495 868
52	88-09-28	*	502 686

52	88-09-29	*	498.141
52	88-09-30	*	479.752
52	88-10-01	*	395 661
52	88-10-02	*	399.793
52	88-10-03	*	430.165
52	88-10-04	*	350
52	88-10-05	*	381.612
52	88-10-06	*	158.678
52	88-10-07	*	334 711
52	88-10-08	*	442 149
52	88-10-09	*	440 083
52	88-10-10	*	427 686
52	88-10-11	*	395 248
52	88-10-12	*	372.934
52	88-10-13	*	102.128
52	88-10-14	*	412.397
52	88-10-15	*	421.901
52	88-10-16	*	430.372
52	88-10-17	*	422.314
52	88-10-18	*	370.041
52	88-10-19	*	340.289
52	88-10-20	*	308 058
52	88-10-21	*	279.339
52	88-10-22	*	364 463
52	88-10-23	*	311.777
52	88-10-24	*	324 174
52	88-10-25	*	277.066
52	88-10-26	*	208 264
52	88-10-27	*	104 917
52	88-10-28	*	91.736
52	88-10-29	*	323 76
52	88-10-30	*	335 331
52	88-10-31	*	278 099
52	88-11-01	*	121 694
52	88-11-02	*	302.066
52	88-11-03	*	325.207
52	88-11-04	*	330.785
52	88-11-05	*	319.215
52	88-11-06	*	311.777
52	88-11-07	*	184.298
52	88-11-08	H	80 083
52	88-11-09	*	301.033
52	88-11-10	*	114.339
52	88-11-11	H	310.95
52	88-11-12	*	314 256
52	88-11-13	*	64 277
52	88-11-14	*	316.322
52	88-11-15	R	393 388
52	88-11-16	*	265.083
52	88-11-17	*	318 595
52	88-11-18	*	310.124
52	88-11-19	*	253 719

52 88-11-20	*	301.653
52 88-11-21	*	296.281
52 88-11-22	*	253 719
52 88-11-23	*	103.058
52 88-11-24	*	252.686
52 88-11-25	*	145 248
52 88-11-26	*	269.835
52 88-11-27	*	288.017
52 88-11-28	*	271.901
52 88-11-29	*	286.364
52 88-11-30	*	290.702
52 88-12-01	*	285 744
52 88-12-02	*	213.223
52 88-12-03	*	260.537
52 88-12-04	*	266.736
52 88-12-05	*	259 711
52 88-12-06	*	230.372
52 88-12-07	*	253 719
52 88-12-08	*	278.099
52 88-12-09	*	267.562
52 88-12-10	*	272.314
52 88-12-11	*	271.074
52 88-12-12	*	268.388
52 88-12-13	*	214.876
52 88-12-14	*	228.512
52 88-12-15	*	18 43
52 88-12-16	*	90.455
52 88-12-17	*	130.248
52 88-12-18	*	192.562
52 88-12-19	*	70.909
52 88-12-20	*	55 661
52 88-12-21	*	216 322
52 88-12-22	*	60 124
52 88-12-23	*	255 165
52 88-12-24	*	89 566
52 88-12-25	*	146 074
52 88-12-26	*	262.397
52 88-12-27	*	102 459
52 88-12-28	*	149 587
52 88-12-29	*	244 421
52 88-12-30	*	245 455
52 88-12-31	*	234 298
52 89-01-01	*	230 785
52 89-01-02	*	271 074
52 89-01-03	*	269 628
52 89-01-04	*	263 43
52 89-01-05	*	68 512
52 89-01-06	*	274 587
52 89-01-07	*	206 612
52 89-01-08	*	254 132
52 89-01-09	*	272 521
52 89-01-10	*	225 413

52 89-01-11	*	287.19
52 89-01-12	*	285.124
52 89-01-13	R	408.471
52 89-01-14	*	263.43
52 89-01-15	*	285.124
52 89-01-16	*	285.744
52 89-01-17	*	297.727
52 89-01-18	*	298 554
52 89-01-19	*	293.182
52 89-01-20	*	162.603
52 89-01-21	*	288 43
52 89-01-22	*	251 653
52 89-01-23	*	72 934
52 89-01-24	*	284.298
52 89-01-25	*	313.223
52 89-01-26	*	323 347
52 89-01-27	*	305.785
52 89-01-28	*	279.545
52 89-01-29	*	322.934
52 89-01-30	*	326.033
52 89-01-31	*	319 628
52 89-02-01	*	61.86
52 89-02-02	*	62.521
52 89-02-03	H	57.025
52 89-02-04	*	199.587
52 89-02-05	*	330 372
52 89-02-06	*	365.909
52 89-02-07	*	305 785
52 89-02-08	*	70 434
52 89-02-09	*	124 112
52 89-02-10	*	363 017
52 89-02-11	*	360.744
52 89-02-12	*	347.314
52 89-02-13	*	281 818
52 89-02-14	*	374 174
52 89-02-15	H	225 62
52 89-02-16	*	309 711
52 89-02-17	*	351 859
52 89-02-18	*	157.231
52 89-02-19	*	283 264
52 89-02-20	*	411.777
52 89-02-21	*	404 132
52 89-02-22	*	385 124
52 89-02-23	*	246 488
52 89-02-24	*	198.554
52 89-02-25	*	322.521
52 89-02-26	*	279 752
52 89-02-27	*	432 851
52 89-02-28	*	418.802
52 89-03-01	*	312 603
52 89-03-02	H	91 446
52 89-03-03	H	463 223

52 89-03-04	*	296 901
52 89-03-05	*	395 041
52 89-03-06	*	389 669
52 89-03-07	*	295 248
52 89-03-08	*	348 347
52 89-03-09	*	365 083
52 89-03-10	*	332.231
52 89-03-11	*	349 38
52 89-03-12	*	482.231
52 89-03-13	*	495 661
52 89-03-14	*	464 876
52 89-03-15	*	446 694
52 89-03-16	*	229.959
52 89-03-17	*	303 306
52 89-03-18	*	470.248
52 89-03-19	*	406 818
52 89-03-20	*	526 24
52 89-03-21	*	521.694
52 89-03-22	*	511.57
52 89-03-23	*	195.661
52 89-03-24	*	109.773
52 89-03-25	*	264 05
52 89-03-26	*	517.562
52 89-03-27	*	538.636
52 89-03-28	H	530.785
52 89-03-29	H	565.083
52 89-03-30	*	560.537
52 89-03-31	*	517.562
52 89-04-01	*	559 091
52 89-04-02	*	541.529
52 89-04-03	*	531.818
52 89-04-04	*	588 43
52 89-04-05	*	595 661
52 89-04-06	R	794 215
52 89-04-07	*	598 554
52 89-04-08	*	602.686
52 89-04-09	*	585 331
52 89-04-10	H	465 496
52 89-04-11	H	553 926
52 89-04-12	H	434.091
52 89-04-13	*	326 24
52 89-04-14	*	259 091
52 89-04-15	*	289 669
52 89-04-16	*	106 116
52 89-04-17	*	268 182
52 89-04-18	*	555 165
52 89-04-19	*	535 95
52 89-04-20	*	527.479
52 89-04-21	*	531 405
52 89-04-22	*	597 934
52 89-04-23	*	497 934
52 89-04-24	*	403 719

52	89-04-25	H	365.909
52	89-04-26	*	561.364
52	89-04-27	*	637.603
52	89-04-28	*	643.388
52	89-04-29	*	502.479
52	89-04-30	*	546 488
52	89-05-01	*	631.198
52	89-05-02	*	626 446
52	89-05-03	*	650 826
52	89-05-04	*	578 926
52	89-05-05	*	615 496
52	89-05-06	*	485 744
52	89-05-07	H	605 372
52	89-05-08	*	583 678
52	89-05-09	*	102 955
52	89-05-10	*	483 678
52	89-05-11	*	553 099
52	89-05-12	*	648 347
52	89-05-13	*	308 471
52	89-05-14	*	393.388
52	89-05-15	*	507.438
52	89-05-16	*	594.422
52	89-05-17	*	285.331
52	89-05-18	*	673.14
52	89-05-19	H	701 24
52	89-05-20	H	528 926
52	89-05-21	H	699.38
52	89-05-22	H	699 38
52	89-05-23	H	693 182
52	89-05-24	H	687.19
52	89-05-25	H	692 355
52	89-05-26	H	701 24
52	89-05-27	H	672.107
52	89-05-28	H	711.364
52	89-05-29	H	695 248
52	89-05-30	H	698.76
52	89-05-31	H	693 182
52	89-06-01	H	670 868
52	89-06-02	H	570 868
52	89-06-03	*	216.116
52	89-06-04	*	158 678
52	89-06-05	*	473 967
52	89-06-06	H	645 868
52	89-06-07	H	293 595
52	89-06-08	*	295 661
52	89-06-09	*	730 165
52	89-06-10	*	683 471
52	89-06-11	*	604 959
52	89-06-12	*	749 174
52	89-06-13	*	754 545
52	89-06-14	*	765 909
52	89-06-15	*	732 025

52	89-06-16	*	730.372
52	89-06-17	*	751.653
52	89-06-18	*	754.339
52	89-06-19	*	758.471
52	89-06-20	*	746 488
52	89-06-21	*	751.033
52	89-06-22	*	731 405
52	89-06-23	*	645 868
52	89-06-24	*	494.215
52	89-06-25	*	700 207
52	89-06-26	*	425 62
52	89-06-27	*	468 182
52	89-06-28	*	598 554
52	89-06-29	*	713 43
52	89-06-30	*	708.058
52	89-07-01	*	717.149
52	89-07-02	*	728 099
52	89-07-03	*	732 438
52	89-07-04	*	727.066
52	89-07-05	*	719 835
52	89-07-06	*	719 628
52	89-07-07	*	681.198
52	89-07-08	*	674 587
52	89-07-09	*	640 083
52	89-07-10	*	490.083
52	89-07-11	*	537 603
52	89-07-12	*	619.421
52	89-07-13	*	697.727
52	89-07-14	*	706.818
52	89-07-15	*	708.264
52	89-07-16	*	705 785
52	89-07-17	R	917.975
52	89-07-18	*	682 645
52	89-07-19	*	682 645
52	89-07-20	*	638.843
52	89-07-21	*	628 512
52	89-07-22	*	657 438
52	89-07-23	*	623 554
52	89-07-24	*	632.645
52	89-07-25	*	657 231
52	89-07-26	*	685 124
52	89-07-27	*	647.314
52	89-07-28	*	653.099
52	89-07-29	*	644 421
52	89-07-30	*	647.934
52	89-07-31	*	676 24
52	89-08-01	*	376 446
52	89-08-02	*	674 38
52	89-08-03	*	620 041
52	89-08-04	*	666.736
52	89-08-05	*	639.876
52	89-08-06	*	613 843

52 89-08-07	*	522 107
52 89-08-08	*	647 521
52 89-08-09	*	635.331
52 89-08-10	*	643.595
52 89-08-11	*	605.372
52 89-08-12	*	633 471
52 89-08-13	*	653.099
52 89-08-14	*	643.182
52 89-08-15	*	596 488
52 89-08-16	*	533.264
52 89-08-17	*	507.025
52 89-08-18	*	598.347
52 89-08-19	*	471.281
52 89-08-20	*	180.372
52 89-08-21	*	545.868
52 89-08-22	*	594.008
52 89-08-23	*	599.587
52 89-08-24	*	623 554
52 89-08-25	*	520 041
52 89-08-26	*	407.851
52 89-08-27	*	568 388
52 89-08-28	*	559 711
52 89-08-29	*	466 116
52 89-08-30	*	399 38
52 89-08-31	*	588 223
52 89-09-01	*	544 008
52 89-09-02	*	575
52 89-09-03	*	560 537
52 89-09-04	*	560 537
52 89-09-05	*	567 149
52 89-09-06	*	517 562
52 89-09-07	*	531 612
52 89-09-08	R	754 339
52 89-09-09	*	517 975
52 89-09-10	*	531 818
52 89-09-11	*	555 578
52 89-09-12	*	516 116
52 89-09-13	*	499 793
52 89-09-14	*	513 636
52 89-09-15	*	516 736
52 89-09-16	*	163 017
52 89-09-17	*	294 835
52 89-09-18	*	146 281
52 89-09-19	*	520 041
52 89-09-20	*	479 339
52 89-09-21	*	516 322
52 89-09-22	*	511 157
52 89-09-23	*	431 818
52 89-09-24	*	480 992
52 89-09-25	*	483 884
52 89-09-26	*	481 198
52 89-09-27	*	456 818

52 89-09-28	*	120 083
52 89-09-29	*	416.529
52 89-09-30	*	465.702
52 89-10-01	*	471.074
52 89-10-02	*	263 843
52 89-10-03	*	440.083
52 89-10-04	*	468.388
52 89-10-05	*	381.818
52 89-10-06	*	432.645
52 89-10-07	*	450.826
52 89-10-08	*	461.983
52 89-10-09	*	435.95
52 89-10-10	*	304.132
52 89-10-11	*	400.207
52 89-10-12	*	292.975
52 89-10-13	*	331.818
52 89-10-14	*	336.157
52 89-10-15	*	432.438
52 89-10-16	*	412.603
52 89-10-17	*	408 264
52 89-10-18	*	410 124
52 89-10-19	*	397.107
52 89-10-20	*	176.033
52 89-10-21	*	51.281
52 89-10-22	*	210 95
52 89-10-23	*	168 388
52 89-10-24	*	187.397
52 89-10-25	*	357 645
52 89-10-26	*	380.372
52 89-10-27	*	372.934
52 89-10-28	*	381.405
52 89-10-29	*	366.942
52 89-10-30	*	336.364
52 89-10-31	*	352.066
52 89-11-01	*	366.529
52 89-11-02	*	363 43
52 89-11-03	*	358.471
52 89-11-04	*	344.421
52 89-11-05	*	279.752
52 89-11-06	*	325.62
52 89-11-07	*	334.711
52 89-11-08	*	330.372
52 89-11-09	*	339.256
52 89-11-10	R	443 182
52 89-11-11	*	327.066
52 89-11-12	*	262.603
52 89-11-13	*	248 347
52 89-11-14	*	309 504
52 89-11-15	*	249.587
52 89-11-16	*	305 785
52 89-11-17	*	295 041
52 89-11-18	*	310.744

52 89-11-19	*	308.884
52 89-11-20	*	301.86
52 89-11-21	*	288.017
52 89-11-22	*	223.554
52 89-11-23	*	271.488
52 89-11-24	*	154.959
52 89-11-25	*	76 136
52 89-11-26	*	288 017
52 89-11-27	*	295.248
52 89-11-28	*	299.38
52 89-11-29	*	296 281
52 89-11-30	*	287.19
52 89-12-01	*	281.198
52 89-12-02	*	289 669
52 89-12-03	*	283.058
52 89-12-04	*	280 992
52 89-12-05	*	266 116
52 89-12-06	*	260.537
52 89-12-07	*	261.983
52 89-12-08	*	267.562
52 89-12-09	*	197.314
52 89-12-10	*	262.19
52 89-12-11	*	267.355
52 89-12-12	*	265 083
52 89-12-13	*	152 479
52 89-12-14	*	73.76
52 89-12-15	*	192.769
52 89-12-16	*	263.843
52 89-12-17	*	250.826
52 89-12-18	*	67.893
52 89-12-19	*	245.248
52 89-12-20	*	236.364
52 89-12-21	*	242.149
52 89-12-22	*	259.298
52 89-12-23	*	266 116
52 89-12-24	*	284 091
52 89-12-25	*	213 223
52 89-12-26	*	137.934
52 89-12-27	*	188 223
52 89-12-28	*	172.107
52 89-12-29	*	258 058
52 89-12-30	*	266 322
52 89-12-31	*	261 364
52 90-01-01	*	177.893
52 90-01-02	*	250.62
52 90-01-03	*	280.579
52 90-01-04	*	273.554
52 90-01-05	*	271.281
52 90-01-06	*	265 083
52 90-01-07	*	257.645
52 90-01-08	*	272.314
52 90-01-09	*	285.331

52 90-01-10	*	284.298
52 90-01-11	*	211.157
52 90-01-12	*	39.236
52 90-01-13	*	72.066
52 90-01-14	*	178 099
52 90-01-15	*	145 455
52 90-01-16	*	107.107
52 90-01-17	*	287 397
52 90-01-18	*	294 008
52 90-01-19	*	270 041
52 90-01-20	*	288 017
52 90-01-21	*	315.496
52 90-01-22	*	297 521
52 90-01-23	*	310 331
52 90-01-24	*	294 008
52 90-01-25	*	315 289
52 90-01-26	*	310 537
52 90-01-27	*	325
52 90-01-28	*	330 785
52 90-01-29	*	336 364
52 90-01-30	*	140 393
52 90-01-31	*	292 975
52 90-02-01	*	303.306
52 90-02-02	*	327 479
52 90-02-03	*	330.165
52 90-02-04	*	357.851
52 90-02-05	*	329.132
52 90-02-06	*	116 488
52 90-02-07	*	369.835
52 90-02-08	*	361.777
52 90-02-09	*	352.479
52 90-02-10	*	359.504
52 90-02-11	*	286.983
52 90-02-12	*	246.488
52 90-02-13	*	369.422
52 90-02-14	*	406.405
52 90-02-15	*	392.769
52 90-02-16	*	51.488
52 90-02-17	*	178 926
52 90-02-18	*	266 529
52 90-02-19	*	420 248
52 90-02-20	*	332 438
52 90-02-21	*	245 868
52 90-02-22	*	419.008
52 90-02-23	*	380.785
52 90-02-24	*	287.603
52 90-02-25	*	400.826
52 90-02-26	*	322 107
52 90-02-27	*	299 587
52 90-02-28	*	123 678
52 90-03-01	*	86 983
52 90-03-02	*	201 033

52	90-03-03	*	134.38
52	90-03-04	*	209.298
52	90-03-05	*	391.529
52	90-03-06	*	465 496
52	90-03-07	*	430 785
52	90-03-08	*	404 132
52	90-03-09	*	237.19
52	90-03-10	*	200
52	90-03-11	*	476 653
52	90-03-12	*	340 909
52	90-03-13	*	487 603
52	90-03-14	*	479 132
52	90-03-15	*	490 289
52	90-03-16	*	334 711
52	90-03-17	*	510 331
52	90-03-18	*	496 281
52	90-03-19	*	344 215
52	90-03-20	*	524 793
52	90-03-21	*	498 967
52	90-03-22	*	490 909
52	90-03-23	*	526 446
52	90-03-24	*	435 537
52	90-03-25	*	535 95
52	90-03-26	*	533 264
52	90-03-27	*	167.769
52	90-03-28	*	139 897
52	90-03-29	*	405 165
52	90-03-30	*	492 355
52	90-03-31	*	548 967
52	90-04-01	*	484 298
52	90-04-02	*	476 24
52	90-04-03	*	462 397
52	90-04-04	*	505 165
52	90-04-05	*	500 62
52	90-04-06	*	474 793
52	90-04-07	*	220 661
52	90-04-08	*	566 529
52	90-04-09	*	595 661
52	90-04-10	*	512 603
52	90-04-11	*	591 529
52	90-04-12	*	609 504
52	90-04-13	*	558 678
52	90-04-14	*	191 116
52	90-04-15	*	395 661
52	90-04-16	*	200
52	90-04-17	*	530 578
52	90-04-18	*	591.322
52	90-04-19	*	277 479
52	90-04-20	*	627 479
52	90-04-21	*	572 727
52	90-04-22	*	532 851
52	90-04-23	*	313 43

52	90-04-24	*	676.24
52	90-04-25	*	623 76
52	90-04-26	*	642 355
52	90-04-27	*	646 488
52	90-04-28	*	631 612
52	90-04-29	*	657.851
52	90-04-30	*	656 198
52	90-05-01	*	671 488
52	90-05-02	*	654 132
52	90-05-03	*	589 876
52	90-05-04	*	649 587
52	90-05-05	*	660 331
52	90-05-06	*	655 992
52	90-05-07	*	612.81
52	90-05-08	*	433.264
52	90-05-09	*	279 339
52	90-05-10	R	832 231
52	90-05-11	*	635 537
52	90-05-12	*	687 397
52	90-05-13	*	630 579
52	90-05-14	*	300
52	90-05-15	*	696 694
52	90-05-16	*	530 992
52	90-05-17	*	523 347
52	90-05-18	*	684 917
52	90-05-19	*	625 413
52	90-05-20	*	674 793
52	90-05-21	*	483 471
52	90-05-22	*	647 107
52	90-05-23	*	328 306
52	90-05-24	*	705 992
52	90-05-25	*	667 355
52	90-05-26	*	679 752
52	90-05-27	*	145 661
52	90-05-28	*	526 653
52	90-05-29	*	707 645
52	90-05-30	*	478 306
52	90-05-31	*	624 587
52	90-06-01	*	705 578
52	90-06-02	*	717 149
52	90-06-03	*	717 975
52	90-06-04	*	706 198
52	90-06-05	*	718 595
52	90-06-06	*	694 422
52	90-06-07	*	709 297
52	90-06-08	*	716 322
52	90-06-09	*	414 669
52	90-06-10	*	693 595
52	90-06-11	*	725 62
52	90-06-12	H	454 339
52	90-06-13	*	420 041
52	90-06-14	*	585 537

52	90-06-15	*	614.669
52	90-06-16	*	740.289
52	90-06-17	*	703.306
52	90-06-18	*	743.802
52	90-06-19	*	743.802
52	90-06-20	*	734.917
52	90-06-21	*	674.587
52	90-06-22	*	713.636
52	90-06-23	*	718.182
52	90-06-24	*	700.413
52	90-06-25	*	742.975
52	90-06-26	*	726.859
52	90-06-27	*	739 05
52	90-06-28	*	738.017
52	90-06-29	*	696.281
52	90-06-30	*	702.273
52	90-07-01	*	673.967
52	90-07-02	*	735.124
52	90-07-03	*	704.132
52	90-07-04	*	725 826
52	90-07-05	*	724.38
52	90-07-06	*	705 992
52	90-07-07	*	703 719
52	90-07-08	*	517.769
52	90-07-09	*	687.397
52	90-07-10	*	686.57
52	90-07-11	*	556 818
52	90-07-12	*	575.62
52	90-07-13	*	649 174
52	90-07-14	*	668 388
52	90-07-15	*	670 661
52	90-07-16	*	506 405
52	90-07-17	*	649.174
52	90-07-18	*	650
52	90-07-19	*	670 868
52	90-07-20	*	676 446
52	90-07-21	*	683 471
52	90-07-22	*	667.355
52	90-07-23	*	614 876
52	90-07-24	*	657.645
52	90-07-25	*	752 273
52	90-07-26	*	654 132
52	90-07-27	*	698 554
52	90-07-28	*	682 231
52	90-07-29	*	671.694
52	90-07-30	*	646 074
52	90-07-31	*	645 868
52	90-08-01	*	554.339
52	90-08-02	*	500 62
52	90-08-03	*	510 537
52	90-08-04	*	625 207
52	90-08-05	*	641.942

52	90-08-06	*	612 19
52	90-08-07	*	659.711
52	90-08-08	*	420.248
52	90-08-09	*	584.917
52	90-08-10	*	603 512
52	90-08-11	*	587.81
52	90-08-12	*	641.116
52	90-08-13	*	630.785
52	90-08-14	*	488 43
52	90-08-15	*	622.314
52	90-08-16	*	639.669
52	90-08-17	*	633.678
52	90-08-18	*	547.727
52	90-08-19	*	635.537
52	90-08-20	*	591.736
52	90-08-21	*	617.975
52	90-08-22	*	603.512
52	90-08-23	*	560.331
52	90-08-24	*	488.223
52	90-08-25	*	613.636
52	90-08-26	*	607.645
52	90-08-27	*	610 95
52	90-08-28	*	610.744
52	90-08-29	*	581.818
52	90-08-30	*	600
52	90-08-31	*	589.256
52	90-09-01	*	592.975
52	90-09-02	*	587.397
52	90-09-03	*	583.678
52	90-09-04	*	553.926
52	90-09-05	R	716.529
52	90-09-06	*	578.512
52	90-09-07	*	573.347
52	90-09-08	*	587.603
52	90-09-09	*	582.231
52	90-09-10	*	555.578
52	90-09-11	*	536.157
52	90-09-12	*	566.942
52	90-09-13	*	556.198
52	90-09-14	*	575.207
52	90-09-15	*	557.025
52	90-09-16	*	549.174
52	90-09-17	*	519.008
52	90-09-18	*	502.686
52	90-09-19	*	515.909
52	90-09-20	*	500.826
52	90-09-21	*	213.636
52	90-09-22	*	265.083
52	90-09-23	*	476.446
52	90-09-24	*	477.066
52	90-09-25	*	494.628
52	90-09-26	*	479.339

52 90-09-27	*	472.314
52 90-09-28	*	434.917
52 90-09-29	*	402 686
52 90-09-30	*	477.893
52 90-10-01	*	419.008
52 90-10-02	*	400.826
52 90-10-03	*	463.017
52 90-10-04	*	433 471
52 90-10-05	*	396 281
52 90-10-06	*	387 603
52 90-10-07	*	465.083
52 90-10-08	*	464.05
52 90-10-09	*	477.686
52 90-10-10	*	460.331
52 90-10-11	*	442.975
52 90-10-12	*	440.289
52 90-10-13	*	431.818
52 90-10-14	*	410 537
52 90-10-15	*	418.595
52 90-10-16	*	387.603
52 90-10-17	*	353.719
52 90-10-18	*	353 512
52 90-10-19	*	385.537
52 90-10-20	*	411.364
52 90-10-21	*	404 339
52 90-10-22	*	396.901
52 90-10-23	*	388.843
52 90-10-24	*	389.463
52 90-10-25	*	375.826
52 90-10-26	*	373 554
52 90-10-27	*	378.719
52 90-10-28	*	364.669
52 90-10-29	*	328 306
52 90-10-30	*	356 405
52 90-10-31	*	247.107
52 90-11-01	*	349 793
52 90-11-02	*	357.438
52 90-11-03	*	357.231
52 90-11-04	*	351.24
52 90-11-05	*	333.884
52 90-11-06	*	342.562
52 90-11-07	*	339.876
52 90-11-08	*	330.785
52 90-11-09	*	335.95
52 90-11-10	*	342.769
52 90-11-11	*	220.455
52 90-11-12	*	323.967
52 90-11-13	*	279.339
52 90-11-14	*	255.579
52 90-11-15	*	254.545
52 90-11-16	*	155.992
52 90-11-17	*	277.273

52 90-11-18	*	281.818
52 90-11-19	*	127 851
52 90-11-20	*	261.364
52 90-11-21	*	300.62
52 90-11-22	*	300
52 90-11-23	*	307.438
52 90-11-24	*	309 298
52 90-11-25	*	180 579
52 90-11-26	*	307.025
52 90-11-27	*	302.066
52 90-11-28	*	292.355
52 90-11-29	*	272.107
52 90-11-30	*	286 57
52 90-12-01	*	292.769
52 90-12-02	*	300.413
52 90-12-03	*	276.446
52 90-12-04	*	265.702
52 90-12-05	*	275.826
52 90-12-06	*	267.975
52 90-12-07	*	266 529
52 90-12-08	*	282 851
52 90-12-09	*	278 512
52 90-12-10	*	257.025
52 90-12-11	*	169 008
52 90-12-12	*	238 636
52 90-12-13	*	219 008
52 90-12-14	*	279 545
52 90-12-15	*	150 826
52 90-12-16	*	262 603
52 90-12-17	*	265 909
52 90-12-18	*	270.248
52 90-12-19	*	116 55
52 90-12-20	*	160.537
52 90-12-21	*	286.777
52 90-12-22	*	283 884
52 90-12-23	*	285 124
52 90-12-24	*	282.025
52 90-12-25	*	284.091
52 90-12-26	*	278.099
52 90-12-27	*	282.231
52 90-12-28	*	276.859
52 90-12-29	*	253.512
52 90-12-30	*	274 38
52 90-12-31	*	275.413
52 91-01-01	*	245.661
52 91-01-02	*	174 38
52 91-01-03	*	51.116
52 91-01-04	*	188 636
52 91-01-05	*	275
52 91-01-06	*	158.471
52 91-01-07	*	202.273
52 91-01-08	*	234.298

52 91-01-09	*	96.57
52 91-01-10	*	275 413
52 91-01-11	*	0 643
52 91-01-12	*	276 446
52 91-01-13	*	285 744
52 91-01-14	*	299 174
52 91-01-15	*	295 248
52 91-01-16	*	280 372
52 91-01-17	*	307 645
52 91-01-18	*	315 083
52 91-01-19	*	297 107
52 91-01-20	*	307.231
52 91-01-21	*	299 174
52 91-01-22	*	323 14
52 91-01-23	*	324 174
52 91-01-24	*	312 603
52 91-01-25	*	222 727
52 91-01-26	*	298 141
52 91-01-27	*	320 455
52 91-01-28	*	328.719
52 91-01-29	*	327.066
52 91-01-30	*	330.579
52 91-01-31	*	201 24
52 91-02-01	*	343 802
52 91-02-02	*	63 45
52 91-02-03	*	290 909
52 91-02-04	*	297.727
52 91-02-05	*	321 694
52 91-02-06	*	353 719
52 91-02-07	*	325 413
52 91-02-08	*	349 793
52 91-02-09	*	365 909
52 91-02-10	*	362 397
52 91-02-11	*	250 413
52 91-02-12	*	371 694
52 91-02-13	*	366 529
52 91-02-14	*	294 215
52 91-02-15	*	237 397
52 91-02-16	*	271 488
52 91-02-17	*	387 397
52 91-02-18	*	403 099
52 91-02-19	*	394 628
52 91-02-20	H	242 769
52 91-02-21	*	400 207
52 91-02-22	*	405 785
52 91-02-23	*	426 446
52 91-02-24	*	376 446
52 91-02-25	*	321 901
52 91-02-26	*	346 074
52 91-02-27	*	56 054
52 91-02-28	*	96 756
52 91-03-01	*	223 347

52	91-03-02	*	433.058
52	91-03-03	*	75.103
52	91-03-04	*	15 372
52	91-03-05	*	340.702
52	91-03-06	*	479.752
52	91-03-07	*	486 983
52	91-03-08	*	497.934
52	91-03-09	*	409 091
52	91-03-10	*	304.752
52	91-03-11	*	467.562
52	91-03-12	*	499 174
52	91-03-13	*	391.529
52	91-03-14	*	386 364
52	91-03-15	*	350 413
52	91-03-16	*	445 455
52	91-03-17	*	55.909
52	91-03-18	*	50 909
52	91-03-19	*	402 686
52	91-03-20	*	403 099
52	91-03-21	*	452 273
52	91-03-22	*	464 463
52	91-03-23	*	436 157
52	91-03-24	*	197 521
52	91-03-25	*	290 702
52	91-03-26	*	102.376
52	91-03-27	*	469 628
52	91-03-28	*	563 636
52	91-03-29	*	557 025
52	91-03-30	*	490 289
52	91-03-31	*	292 769
52	91-04-01	*	438.43
52	91-04-02	*	447.314
52	91-04-03	*	592 975
52	91-04-04	*	585 124
52	91-04-05	*	583 058
52	91-04-06	*	545 455
52	91-04-07	*	603 099
52	91-04-08	*	624 174
52	91-04-09	*	608 264
52	91-04-10	*	622.107
52	91-04-11	*	639.463
52	91-04-12	*	614 669
52	91-04-13	*	600 413
52	91-04-14	*	546.281
52	91-04-15	*	609.917
52	91-04-16	*	639.669
52	91-04-17	*	633.884
52	91-04-18	*	616.322
52	91-04-19	*	446.281
52	91-04-20	*	354.132
52	91-04-21	*	472.727
52	91-04-22	*	295.868

52	91-04-23	*	627.686
52	91-04-24	*	524 793
52	91-04-25	*	620 661
52	91-04-26	*	651.446
52	91-04-27	*	658.058
52	91-04-28	*	667 562
52	91-04-29	*	666.322
52	91-04-30	*	622 521
52	91-05-01	*	652 479
52	91-05-02	*	643.595
52	91-05-03	*	635 744
52	91-05-04	*	669.215
52	91-05-05	*	642 562
52	91-05-06	*	667 355
52	91-05-07	*	665 496
52	91-05-08	*	666.529
52	91-05-09	*	690 909
52	91-05-10	*	680 578
52	91-05-11	*	641 736
52	91-05-12	*	671.074
52	91-05-13	*	572 727
52	91-05-14	*	677.479
52	91-05-15	*	684.298
52	91-05-16	*	648 141
52	91-05-17	*	696.281
52	91-05-18	*	616.322
52	91-05-19	*	674 587
52	91-05-20	*	679.959
52	91-05-21	*	509.298
52	91-05-22	*	630 992
52	91-05-23	*	631 198
52	91-05-24	*	645 455
52	91-05-25	*	683 058
52	91-05-26	*	669 215
52	91-05-27	*	630.372
52	91-05-28	*	671.694
52	91-05-29	*	683.471
52	91-05-30	*	547.107
52	91-05-31	*	712.603
52	91-06-01	*	698.967
52	91-06-02	*	501.033
52	91-06-03	*	557.231
52	91-06-04	*	294 628
52	91-06-05	*	538.43
52	91-06-06	*	460.95
52	91-06-07	*	712.81
52	91-06-08	*	636.57
52	91-06-09	*	623.76
52	91-06-10	*	628 099
52	91-06-11	*	406 612
52	91-06-12	*	476 859
52	91-06-13	*	490.083

52 91-06-14	*	616.322
52 91-06-15	*	684.711
52 91-06-16	*	711.983
52 91-06-17	*	704.752
52 91-06-18	*	665.909
52 91-06-19	*	732.645
52 91-06-20	*	691.116
52 91-06-21	*	728.306
52 91-06-22	*	733.264
52 91-06-23	H	662.603
52 91-06-24	*	630.785
52 91-06-25	*	666.116
52 91-06-26	*	558 264
52 91-06-27	*	279.545
52 91-06-28	H	209.917
52 91-06-29	H	693.595
52 91-06-30	H	731.612
52 91-07-01	H	730.372
52 91-07-02	H	715.289
52 91-07-03	H	684 917
52 91-07-04	*	706 405
52 91-07-05	*	678 512
52 91-07-06	*	627.686
52 91-07-07	*	444 008
52 91-07-08	*	401 446
52 91-07-09	*	781 198
52 91-07-10	*	642.355
52 91-07-11	*	549 793
52 91-07-12	*	599 38
52 91-07-13	*	658 678
52 91-07-14	*	617.149
52 91-07-15	*	554 339
52 91-07-16	*	622.934
52 91-07-17	*	631.612
52 91-07-18	*	444 422
52 91-07-19	*	489.463
52 91-07-20	*	569 628
52 91-07-21	*	627.273
52 91-07-22	*	598 554
52 91-07-23	*	584.711
52 91-07-24	*	548.347
52 91-07-25	*	611.984
52 91-07-26	*	539.876
52 91-07-27	*	498 554
52 91-07-28	*	584 091
52 91-07-29	*	566 736
52 91-07-30	*	592 149
52 91-07-31	*	544 215
52 91-08-01	*	580 372
52 91-08-02	*	594 835
52 91-08-03	*	572.521
52 91-08-04	*	408 058

52 91-08-05	*	388.017
52 91-08-06	*	618.182
52 91-08-07	*	592.769
52 91-08-08	*	609 297
52 91-08-09	*	610.124
52 91-08-10	*	436.983
52 91-08-11	*	550 62
52 91-08-12	*	267 149
52 91-08-13	*	539.256
52 91-08-14	*	98 616
52 91-08-15	*	412.397
52 91-08-16	*	547.521
52 91-08-17	*	467.355
52 91-08-18	*	441.942
52 91-08-19	*	567.149
52 91-08-20	*	573 76
52 91-08-21	*	574.793
52 91-08-22	*	376.653
52 91-08-23	*	596.488
52 91-08-24	*	592.562
52 91-08-25	*	586 364
52 91-08-26	*	574.38
52 91-08-27	*	592.149
52 91-08-28	*	596.281
52 91-08-29	*	566 116
52 91-08-30	*	575 207
52 91-08-31	*	580.372
52 91-09-01	*	591.736
52 91-09-02	*	589 669
52 91-09-03	*	522.314
52 91-09-04	*	535 537
52 91-09-05	*	466.942
52 91-09-06	*	438 636
52 91-09-07	*	460.331
52 91-09-08	*	486.777
52 91-09-09	*	253.512
52 91-09-10	*	535.331
52 91-09-11	*	516.529
52 91-09-12	*	469.215
52 91-09-13	*	473 76
52 91-09-14	*	500 207
52 91-09-15	*	394.835
52 91-09-16	*	501.033
52 91-09-17	*	475.413
52 91-09-18	*	482.025
52 91-09-19	*	455 785
52 91-09-20	*	492 355
52 91-09-21	*	443 802
52 91-09-22	*	480 579
52 91-09-23	*	475
52 91-09-24	*	470 248
52 91-09-25	*	479.545

52 91-09-26	*	435 331
52 91-09-27	*	476.033
52 91-09-28	*	472 107
52 91-09-29	*	470 248
52 91-09-30	*	431.818
52 91-10-01	*	456 405
52 91-10-02	*	385.744
52 91-10-03	*	454.132
52 91-10-04	*	423.554
52 91-10-05	*	420.041
52 91-10-06	*	382.231
52 91-10-07	*	444.628
52 91-10-08	*	422.934
52 91-10-09	*	414.876
52 91-10-10	*	328 926
52 91-10-11	*	235 537
52 91-10-12	*	363 223
52 91-10-13	*	404 339
52 91-10-14	*	405 579
52 91-10-15	*	398 76
52 91-10-16	*	355.372
52 91-10-17	*	374 174
52 91-10-18	*	398 141
52 91-10-19	*	399 38
52 91-10-20	*	386 57
52 91-10-21	*	297.314
52 91-10-22	*	81 219
52 91-10-23	*	379 545
52 91-10-24	*	389 876
52 91-10-25	*	186 157
52 91-10-26	*	41 136
52 91-10-27	*	382 851
52 91-10-28	*	371 281
52 91-10-29	*	261 777
52 91-10-30	*	369 835
52 91-10-31	*	370 661
52 91-11-01	*	364 876
52 91-11-02	*	364 256
52 91-11-03	*	357 645
52 91-11-04	*	346 901
52 91-11-05	*	339 876
52 91-11-06	*	349 38
52 91-11-07	*	334 504
52 91-11-08	*	249 38
52 91-11-09	*	269 835
52 91-11-10	*	316.942
52 91-11-11	*	328 306
52 91-11-12	*	329.132
52 91-11-13	*	298 76
52 91-11-14	*	320.661
52 91-11-15	*	321.488
52 91-11-16	*	314.256

52 91-11-17	*	38 843
52 91-11-18	*	315 909
52 91-11-19	*	313.43
52 91-11-20	*	290.909
52 91-11-21	*	287.603
52 91-11-22	*	301.033
52 91-11-23	*	297.107
52 91-11-24	*	296 281
52 91-11-25	*	287.81
52 91-11-26	*	297.727
52 91-11-27	*	273 347
52 91-11-28	*	293.388
52 91-11-29	*	267.769
52 91-11-30	*	283 678
52 91-12-01	*	251.653
52 91-12-02	*	266 942
52 91-12-03	*	273 347
52 91-12-04	*	277 066
52 91-12-05	*	272.934
52 91-12-06	*	263 017
52 91-12-07	*	38 781
52 91-12-08	*	135 455
52 91-12-09	*	212 19
52 91-12-10	*	265 496
52 91-12-11	R	354 132
52 91-12-12	*	261.777
52 91-12-13	*	264 669
52 91-12-14	*	248 14
52 91-12-15	*	260 95
52 91-12-16	*	221 488
52 91-12-17	*	166.116
52 91-12-18	*	121 508
52 91-12-19	*	268.388
52 91-12-20	*	270 248
52 91-12-21	*	256 612
52 91-12-22	*	194 421
52 91-12-23	*	181.612
52 91-12-24	*	256.612
52 91-12-25	*	196.901
52 91-12-26	*	210.744
52 91-12-27	*	151.859
52 91-12-28	*	191.322
52 91-12-29	*	53.574
52 91-12-30	*	199 38
52 91-12-31	*	258.471
52 92-01-01	*	245.455
52 92-01-02	*	148.14
52 92-01-03	*	59.835
52 92-01-04	*	118.471
52 92-01-05	*	37.252
52 92-01-06	*	117.025
52 92-01-07	*	161.157

52	92-01-08	*	279.752
52	92-01-09	*	285.124
52	92-01-10	*	238.017
52	92-01-11	*	283 264
52	92-01-12	*	276 653
52	92-01-13	*	283 884
52	92-01-14	*	284 091
52	92-01-15	*	296 694
52	92-01-16	*	280.579
52	92-01-17	*	272 934
52	92-01-18	*	286 364
52	92-01-19	*	303 306
52	92-01-20	*	305 785
52	92-01-21	*	307 438
52	92-01-22	*	313 223
52	92-01-23	*	322 934
52	92-01-24	*	304 339
52	92-01-25	*	301 86
52	92-01-26	*	297 934
52	92-01-27	*	3 287
52	92-01-28	*	279 339
52	92-01-29	*	324.38
52	92-01-30	*	291.736
52	92-01-31	*	217.355
52	92-02-01	*	227.273
52	92-02-02	*	339 669
52	92-02-03	*	347.314
52	92-02-04	*	341.736
52	92-02-05	*	153 099
52	92-02-06	*	113 574
52	92-02-07	*	104 669
52	92-02-08	*	175 207
52	92-02-09	*	147.934
52	92-02-10	*	152 479
52	92-02-11	*	107 955
52	92-02-12	*	158 058
52	92-02-13	*	207 851
52	92-02-14	*	162.81
52	92-02-15	*	258 471
52	92-02-16	*	232 438
52	92-02-17	*	265 083
52	92-02-18	*	341 942
52	92-02-19	*	229 339
52	92-02-20	*	262 397
52	92-02-21	*	338 636
52	92-02-22	*	409.917
52	92-02-23	*	420.661
52	92-02-24	*	436.983
52	92-02-25	*	437.397
52	92-02-26	*	436.777
52	92-02-27	*	439 05
52	92-02-28	*	292 562

52 92-02-29	*	296.694
52 92-03-01	*	308.471
52 92-03-02	*	115.888
52 92-03-03	*	291.322
52 92-03-04	*	405.579
52 92-03-05	*	78.678
52 92-03-06	*	324.174
52 92-03-07	*	244.628
52 92-03-08	*	331.818
52 92-03-09	*	457.851
52 92-03-10	*	469.008
52 92-03-11	*	479.132
52 92-03-12	*	484 504
52 92-03-13	*	261 157
52 92-03-14	*	189 876
52 92-03-15	*	396 694
52 92-03-16	R	603 306
52 92-03-17	*	504 752
52 92-03-18	*	246.074
52 92-03-19	*	221 281
52 92-03-20	*	176 033
52 92-03-21	*	220 041
52 92-03-22	*	188.223
52 92-03-23	*	439.876
52 92-03-24	*	471.281
52 92-03-25	*	282.025
52 92-03-26	*	327.479
52 92-03-27	*	315 702
52 92-03-28	*	297.107
52 92-03-29	*	119 091
52 92-03-30	*	241.529
52 92-03-31	*	496 074
52 92-04-01	*	549 587
52 92-04-02	*	533 471
52 92-04-03	*	554 959
52 92-04-04	*	567 975
52 92-04-05	*	581 612
52 92-04-06	*	578 099
52 92-04-07	*	577 066
52 92-04-08	*	575 413
52 92-04-09	*	583 264
52 92-04-10	*	440.702
52 92-04-11	*	450.207
52 92-04-12	*	471.694
52 92-04-13	*	421.488
52 92-04-14	*	577.066
52 92-04-15	*	544.835
52 92-04-16	*	579.132
52 92-04-17	*	573 967
52 92-04-18	*	628 099
52 92-04-19	*	628 719
52 92-04-20	*	605 785

52 92-04-21	*	616 942
52 92-04-22	*	633.264
52 92-04-23	*	601.446
52 92-04-24	*	540 289
52 92-04-25	*	626 446
52 92-04-26	*	591.529
52 92-04-27	*	648.554
52 92-04-28	*	617 355
52 92-04-29	*	639.669
52 92-04-30	*	638.016
52 92-05-01	*	645 661
52 92-05-02	*	635.744
52 92-05-03	*	570.248
52 92-05-04	*	569 422
52 92-05-05	*	401 446
52 92-05-06	*	186 983
52 92-05-07	*	598.347
52 92-05-08	*	597.107
52 92-05-09	*	639.876
52 92-05-10	*	508.884
52 92-05-11	*	281.818
52 92-05-12	*	441.942
52 92-05-13	H	503.719
52 92-05-14	*	225 413
52 92-05-15	*	630 372
52 92-05-16	*	632 231
52 92-05-17	*	639.876
52 92-05-18	*	625.826
52 92-05-19	*	630 372
52 92-05-20	*	672.107
52 92-05-21	*	678 099
52 92-05-22	*	643 388
52 92-05-23	*	639 256
52 92-05-24	*	523 76
52 92-05-25	*	652 479
52 92-05-26	*	643 595
52 92-05-27	*	303 512
52 92-05-28	*	188 843
52 92-05-29	*	249 174
52 92-05-30	*	620 661
52 92-05-31	*	632 851
52 92-06-01	*	659.504
52 92-06-02	*	629.339
52 92-06-03	*	641.116
52 92-06-04	*	627.686
52 92-06-05	H	220.455
52 92-06-06	*	248.554
52 92-06-07	*	677.893
52 92-06-08	*	648.554
52 92-06-09	*	668 388
52 92-06-10	*	176 033
52 92-06-11	*	706 198

52 92-06-12	*	717.355
52 92-06-13	*	701.24
52 92-06-14	*	701.446
52 92-06-15	*	703.719
52 92-06-16	*	704.545
52 92-06-17	*	380.785
52 92-06-18	*	613.843
52 92-06-19	*	680 372
52 92-06-20	*	618.802
52 92-06-21	*	659.091
52 92-06-22	*	681.405
52 92-06-23	*	684 917
52 92-06-24	*	566.322
52 92-06-25	*	550.826
52 92-06-26	*	696.074
52 92-06-27	*	549.174
52 92-06-28	*	542.355
52 92-06-29	*	685 95
52 92-06-30	*	564.256
52 92-07-01	*	709 297
52 92-07-02	*	698 76
52 92-07-03	*	482 231
52 92-07-04	*	706 612
52 92-07-05	*	649 174
52 92-07-06	*	690 496
52 92-07-07	*	613 017
52 92-07-08	*	378.099
52 92-07-09	*	567.562
52 92-07-10	*	373 554
52 92-07-11	*	186 364
52 92-07-12	H	264.256
52 92-07-13	H	210 95
52 92-07-14	*	619 628
52 92-07-15	*	642 769
52 92-07-16	*	604 752
52 92-07-17	*	633 678
52 92-07-18	*	683 264
52 92-07-19	*	675 207
52 92-07-20	*	686 364
52 92-07-21	*	690 496
52 92-07-22	*	678 306
52 92-07-23	*	683 471
52 92-07-24	*	622 314
52 92-07-25	*	646 488
52 92-07-26	*	627 893
52 92-07-27	*	611 57
52 92-07-28	*	617 355
52 92-07-29	*	625 826
52 92-07-30	*	645.868
52 92-07-31	*	654 752
52 92-08-01	*	656 405
52 92-08-02	*	640 909

52	92-08-03	*	586 983
52	92-08-04	*	663 843
52	92-08-05	*	669.835
52	92-08-06	*	635 124
52	92-08-07	*	648.76
52	92-08-08	*	629.959
52	92-08-09	*	647.107
52	92-08-10	*	635 95
52	92-08-11	*	532.438
52	92-08-12	*	569 008
52	92-08-13	*	590 496
52	92-08-14	*	256 612
52	92-08-15	*	605.992
52	92-08-16	*	627.686
52	92-08-17	*	624.793
52	92-08-18	*	613.636
52	92-08-19	*	612.19
52	92-08-20	*	658.058
52	92-08-21	*	599.174
52	92-08-22	*	621.901
52	92-08-23	*	602.893
52	92-08-24	*	600.62
52	92-08-25	*	530.992
52	92-08-26	*	576.86
52	92-08-27	*	563.017
52	92-08-28	*	516.736
52	92-08-29	*	425.826
52	92-08-30	*	564.876
52	92-08-31	*	581.198
52	92-09-01	*	427.066
52	92-09-02	*	474.587
52	92-09-03	*	552.893
52	92-09-04	*	573.554
52	92-09-05	*	535.537
52	92-09-06	*	555.992
52	92-09-07	*	544.008
52	92-09-08	*	548.76
52	92-09-09	*	528.099
52	92-09-10	*	498.347
52	92-09-11	*	474.174
52	92-09-12	*	495.868
52	92-09-13	*	533.471
52	92-09-14	*	407.851
52	92-09-15	*	425.413
52	92-09-16	*	422.934
52	92-09-17	*	473.347
52	92-09-18	*	499.38
52	92-09-19	*	490.496
52	92-09-20	*	509.091
52	92-09-21	*	472.934
52	92-09-22	*	487.81
52	92-09-23	*	445.661

52 92-09-24	*	492.975
52 92-09-25	*	499.793
52 92-09-26	*	471 694
52 92-09-27	*	482.645
52 92-09-28	H	417.975
52 92-09-29	H	459 298
52 92-09-30	H	478 099
52 92-10-01	H	446 694
52 92-10-02	*	470 455
52 92-10-03	H	451.033
52 92-10-04	*	442 149
52 92-10-05	*	456 818
52 92-10-06	*	438 223
52 92-10-07	*	395 248
52 92-10-08	H	373 347
52 92-10-09	H	425 207
52 92-10-10	H	423 76
52 92-10-11	H	386 157
52 92-10-12	H	392 355
52 92-10-13	H	113 781
52 92-10-14	*	314 256
52 92-10-15	*	259 917
52 92-10-16	*	393 802
52 92-10-17	*	364 876
52 92-10-18	*	354 959
52 92-10-19	*	370.041
52 92-10-20	*	354.132
52 92-10-21	*	196 901
52 92-10-22	R	470 661
52 92-10-23	*	387.397
52 92-10-24	*	314 05
52 92-10-25	*	273 76
52 92-10-26	*	350 413
52 92-10-27	*	150.207
52 92-10-28	*	147.107
52 92-10-29	*	90.145
52 92-10-30	*	205.165
52 92-10-31	*	366.322
52 92-11-01	*	357.231
52 92-11-02	*	323 14
52 92-11-03	*	338.636
52 92-11-04	*	316.736
52 92-11-05	*	267.355
52 92-11-06	*	335.95
52 92-11-07	*	331.405
52 92-11-08	*	282.438
52 92-11-09	*	308 264
52 92-11-10	*	344 215
52 92-11-11	*	333 058
52 92-11-12	*	328 719
52 92-11-13	*	332 231
52 92-11-14	*	322.314

52	92-11-15	*	287 81
52	92-11-16	*	266.116
52	92-11-17	*	294 215
52	92-11-18	*	303 306
52	92-11-19	*	274.793
52	92-11-20	*	306 198
52	92-11-21	*	239 463
52	92-11-22	*	126.24
52	92-11-23	*	278.306
52	92-11-24	*	140 95
52	92-11-25	*	223 141
52	92-11-26	*	255 992
52	92-11-27	*	285 537
52	92-11-28	*	272 107
52	92-11-29	*	232.645
52	92-11-30	*	297.727
52	92-12-01	*	287 19
52	92-12-02	*	220 661
52	92-12-03	*	242 975
52	92-12-04	*	114.649
52	92-12-05	*	236 983
52	92-12-06	*	53.884
52	92-12-07	*	196.901
52	92-12-08	*	258 471
52	92-12-09	*	111.694
52	92-12-10	*	213 636
52	92-12-11	*	164.05
52	92-12-12	*	252.686
52	92-12-13	*	274.174
52	92-12-14	*	269 835
52	92-12-15	*	268 182
52	92-12-16	*	267 769
52	92-12-17	*	81.405
52	92-12-18	*	269 215
52	92-12-19	*	269 421
52	92-12-20	*	266.322
52	92-12-21	*	268.182
52	92-12-22	*	263.636
52	92-12-23	*	274.174
52	92-12-24	*	276 653
52	92-12-25	*	282 438
52	92-12-26	*	271.074
52	92-12-27	*	160 331
52	92-12-28	*	96 033
52	92-12-29	*	124.566
52	92-12-30	*	268 182
52	92-12-31	*	254 339
52	93-01-01	*	57.479
52	93-01-02	*	281.198
52	93-01-03	*	283 678
52	93-01-04	*	156.612
52	93-01-05	*	141.157

52	93-01-06	*	60.806
52	93-01-07	*	77.066
52	93-01-08	*	160.331
52	93-01-09	*	103.719
52	93-01-10	*	215.702
52	93-01-11	*	295 868
52	93-01-12	*	59.36
52	93-01-13	*	63.306
52	93-01-14	*	236.777
52	93-01-15	*	35 826
52	93-01-16	*	176 446
52	93-01-17	*	97.748
52	93-01-18	*	225.62
52	93-01-19	*	222 314
52	93-01-20	*	127.211
52	93-01-21	*	217 149
52	93-01-22	*	310 124
52	93-01-23	*	313 017
52	93-01-24	*	287.603
52	93-01-25	*	290 702
52	93-01-26	*	326 446
52	93-01-27	*	337.81
52	93-01-28	*	251 033
52	93-01-29	*	338 636
52	93-01-30	*	329 545
52	93-01-31	*	345 041
52	93-02-01	*	320 248
52	93-02-02	*	253 306
52	93-02-03	*	131.136
52	93-02-04	*	270 661
52	93-02-05	*	211.157
52	93-02-06	*	326 033
52	93-02-07	*	58 244
52	93-02-08	*	123 822
52	93-02-09	*	230.165
52	93-02-10	*	329.132
52	93-02-11	*	298.967
52	93-02-12	*	379.752
52	93-02-13	*	372.934
52	93-02-14	*	377.686
52	93-02-15	*	214 05
52	93-02-16	*	191.736
52	93-02-17	*	154.339
52	93-02-18	*	83.678
52	93-02-19	*	291.322
52	93-02-20	*	318.802
52	93-02-21	*	359 711
52	93-02-22	*	134.38
52	93-02-23	*	246 488
52	93-02-24	*	273 967
52	93-02-25	*	313.43
52	93-02-26	*	153.306

52	93-02-27	*	328.306
52	93-02-28	*	410 95
52	93-03-01	*	49 959
52	93-03-02	*	458 471
52	93-03-03	*	459.917
52	93-03-04	*	466 942
52	93-03-05	*	471 694
52	93-03-06	*	485 331
52	93-03-07	*	496 281
52	93-03-08	*	489 256
52	93-03-09	*	458 678
52	93-03-10	*	499 174
52	93-03-11	*	508 058
52	93-03-12	*	465 289
52	93-03-13	*	304 959
52	93-03-14	*	409 917
52	93-03-15	*	467.149
52	93-03-16	*	392.975
52	93-03-17	*	162.81
52	93-03-18	*	514 256
52	93-03-19	*	485 95
52	93-03-20	*	505 372
52	93-03-21	*	535 744
52	93-03-22	*	537.603
52	93-03-23	*	290 289
52	93-03-24	*	96 343
52	93-03-25	*	103 388
52	93-03-26	*	260.331
52	93-03-27	*	291.736
52	93-03-28	*	422.521
52	93-03-29	*	553 926
52	93-03-30	*	564 669
52	93-03-31	*	371 074
52	93-04-01	*	565 083
52	93-04-02	*	578 926
52	93-04-03	*	555 785
52	93-04-04	*	558 264
52	93-04-05	*	510 95
52	93-04-06	*	588 636
52	93-04-07	*	597 314
52	93-04-08	*	599 38
52	93-04-09	*	579 132
52	93-04-10	*	608 058
52	93-04-11	*	577 479
52	93-04-12	*	625 207
52	93-04-13	*	601 446
52	93-04-14	*	619 421
52	93-04-15	*	622 521
52	93-04-16	*	540 289
52	93-04-17	*	287 603
52	93-04-18	*	650 826
52	93-04-19	*	647 934

52 93-04-20	*	632.645
52 93-04-21	*	598.141
52 93-04-22	*	621.901
52 93-04-23	*	636 57
52 93-04-24	*	647.727
52 93-04-25	*	652.273
52 93-04-26	*	640.703
52 93-04-27	*	654.959
52 93-04-28	*	665.909
52 93-04-29	*	664.463
52 93-04-30	*	676.446
52 93-05-01	*	675.413
52 93-05-02	*	598.967
52 93-05-03	*	572.314
52 93-05-04	*	689.256
52 93-05-05	*	683.884
52 93-05-06	*	665.083
52 93-05-07	*	691.322
52 93-05-08	*	696.281
52 93-05-09	*	696 694
52 93-05-10	*	653 099
52 93-05-11	*	242.975
52 93-05-12	*	548 14
52 93-05-13	*	716 322
52 93-05-14	*	673.554
52 93-05-15	*	634.504
52 93-05-16	*	691.116
52 93-05-17	*	669.008
52 93-05-18	*	689 05
52 93-05-19	*	703.306
52 93-05-20	*	612.81
52 93-05-21	*	708.678
52 93-05-22	*	716 322
52 93-05-23	*	435.331
52 93-05-24	*	517.149
52 93-05-25	*	584.297
52 93-05-26	*	670.248
52 93-05-27	*	476.033
52 93-05-28	*	697.107
52 93-05-29	*	703 719
52 93-05-30	*	596 074
52 93-05-31	*	500.207
52 93-06-01	*	682.231
52 93-06-02	*	711.157
52 93-06-03	*	603 306
52 93-06-04	*	319.628
52 93-06-05	*	714.256
52 93-06-06	*	666 529
52 93-06-07	*	634.504
52 93-06-08	*	722.521
52 93-06-09	*	718.388
52 93-06-10	*	723 554

52 93-06-11	*	745.455
52 93-06-12	*	741.736
52 93-06-13	*	744.421
52 93-06-14	*	732.231
52 93-06-15	*	738.223
52 93-06-16	*	483 471
52 93-06-17	*	735.331
52 93-06-18	*	718.595
52 93-06-19	*	667.355
52 93-06-20	*	502 686
52 93-06-21	*	479 752
52 93-06-22	*	740 083
52 93-06-23	*	740 083
52 93-06-24	*	747.934
52 93-06-25	*	723.347
52 93-06-26	*	707 438
52 93-06-27	*	681 405
52 93-06-28	*	722 727
52 93-06-29	*	735 331
52 93-06-30	*	733 678
52 93-07-01	*	723 554
52 93-07-02	*	698 141
52 93-07-03	*	644 215
52 93-07-04	*	539 669
52 93-07-05	*	707.851
52 93-07-06	*	706.818
52 93-07-07	*	639.256
52 93-07-08	*	591.116
52 93-07-09	*	541.322
52 93-07-10	*	469.215
52 93-07-11	*	606.818
52 93-07-12	*	524.38
52 93-07-13	*	675.826
52 93-07-14	*	551.033
52 93-07-15	*	719.422
52 93-07-16	*	710.124
52 93-07-17	*	674.174
52 93-07-18	*	671.694
52 93-07-19	*	662 19
52 93-07-20	*	690 909
52 93-07-21	*	627.686
52 93-07-22	*	675 207
52 93-07-23	*	682.438
52 93-07-24	*	538 223
52 93-07-25	*	345 455
52 93-07-26	*	215.909
52 93-07-27	*	329.545
52 93-07-28	*	480.579
52 93-07-29	*	519.421
52 93-07-30	*	683.678
52 93-07-31	*	672.727
52 93-08-01	*	667.149

52	93-08-02	*	644.628
52	93-08-03	*	560.95
52	93-08-04	*	635.95
52	93-08-05	*	674.174
52	93-08-06	*	622 934
52	93-08-07	*	562 397
52	93-08-08	*	491 529
52	93-08-09	*	631.818
52	93-08-10	*	500 413
52	93-08-11	*	666.529
52	93-08-12	R	835 124
52	93-08-13	*	463.017
52	93-08-14	*	347.934
52	93-08-15	H	598.347
52	93-08-16	H	659.917
52	93-08-17	*	585.744
52	93-08-18	R	850
52	93-08-19	*	627.686
52	93-08-20	*	665.496
52	93-08-21	*	651.653
52	93-08-22	*	649.587
52	93-08-23	*	638 016
52	93-08-24	*	595 248
52	93-08-25	*	618 388
52	93-08-26	*	631.818
52	93-08-27	*	619 835
52	93-08-28	*	609.917
52	93-08-29	*	500 413
52	93-08-30	*	441 736
52	93-08-31	*	580.372
52	93-09-01	*	576 033
52	93-09-02	*	566 322
52	93-09-03	*	492.769
52	93-09-04	*	516 736
52	93-09-05	*	509 917
52	93-09-06	*	565 496
52	93-09-07	*	586 983
52	93-09-08	*	586.983
52	93-09-09	*	576 033
52	93-09-10	R	715.083
52	93-09-11	*	571.281
52	93-09-12	*	512.397
52	93-09-13	*	463 636
52	93-09-14	*	176 446
52	93-09-15	*	429 959
52	93-09-16	*	444 422
52	93-09-17	*	471 488
52	93-09-18	*	550
52	93-09-19	*	428 512
52	93-09-20	*	386 157
52	93-09-21	*	520 455
52	93-09-22	*	525

52 93-09-23	*	528 926
52 93-09-24	*	527.273
52 93-09-25	*	526 24
52 93-09-26	*	522 314
52 93-09-27	*	466 942
52 93-09-28	*	407.851
52 93-09-29	*	461 364
52 93-09-30	*	470 868
52 93-10-01	*	463 017
52 93-10-02	*	450 826
52 93-10-03	*	394 835
52 93-10-04	*	330 992
52 93-10-05	*	348 554
52 93-10-06	R	631 198
52 93-10-07	*	459 091
52 93-10-08	*	452.066
52 93-10-09	*	409 298
52 93-10-10	*	154 752
52 93-10-11	*	391 736
52 93-10-12	*	439 256
52 93-10-13	*	231 612
52 93-10-14	*	424 587
52 93-10-15	*	265 702
52 93-10-16	*	409 711
52 93-10-17	*	391 529
52 93-10-18	*	426 033
52 93-10-19	*	430 165
52 93-10-20	*	422 727
52 93-10-21	*	207.025
52 93-10-22	*	393 802
52 93-10-23	*	389.669
52 93-10-24	*	392.355
52 93-10-25	*	401.033
52 93-10-26	*	401.446
52 93-10-27	*	383.058
52 93-10-28	*	280.992
52 93-10-29	*	365.909
52 93-10-30	*	331.612
52 93-10-31	*	318.595
52 93-11-01	*	346.694
52 93-11-02	*	353.512
52 93-11-03	*	367.355
52 93-11-04	*	358 264
52 93-11-05	*	350 826
52 93-11-06	*	339 256
52 93-11-07	*	341.736
52 93-11-08	*	320 041
52 93-11-09	*	285 744
52 93-11-10	*	217 769
52 93-11-11	*	242 769
52 93-11-12	*	256 405
52 93-11-13	*	330 372

52	93-11-14	*	337.603
52	93-11-15	*	340 289
52	93-11-16	*	121.033
52	93-11-17	*	311.57
52	93-11-18	*	315 702
52	93-11-19	*	322 521
52	93-11-20	*	272 934
52	93-11-21	*	93 037
52	93-11-22	*	186.57
52	93-11-23	*	315 289
52	93-11-24	*	319 422
52	93-11-25	*	309 917
52	93-11-26	*	291 322
52	93-11-27	*	79 339
52	93-11-28	*	100 31
52	93-11-29	*	52 707
52	93-11-30	*	231 405
52	93-12-01	*	296 694
52	93-12-02	*	297 314
52	93-12-03	*	291 322
52	93-12-04	*	290 496
52	93-12-05	*	227 273
52	93-12-06	*	287.603
52	93-12-07	*	273.141
52	93-12-08	*	241 736
52	93-12-09	*	236.364
52	93-12-10	*	207.025
52	93-12-11	*	61.095
52	93-12-12	*	260 744
52	93-12-13	*	261.364
52	93-12-14	*	105
52	93-12-15	*	264 05
52	93-12-16	*	272 107
52	93-12-17	*	267 355
52	93-12-18	*	118 43
52	93-12-19	*	268 802
52	93-12-20	*	102 686
52	93-12-21	*	286 57
52	93-12-22	*	285 537
52	93-12-23	*	234 091
52	93-12-24	*	232 438
52	93-12-25	*	230 579
52	93-12-26	*	160 95
52	93-12-27	*	267 562
52	93-12-28	*	255 785
52	93-12-29	*	278 306
52	93-12-30	*	201 446
52	93-12-31	*	254 545
52	94-01-01	*	265 702
52	94-01-02	*	271 694
52	94-01-03	*	286 777
52	94-01-04	*	176 859

52	94-01-05	*	274 174
52	94-01-06	*	294 421
52	94-01-07	*	265 083
52	94-01-08	*	288 223
52	94-01-09	*	283 058
52	94-01-10	*	294.008
52	94-01-11	*	294.628
52	94-01-12	*	305.372
52	94-01-13	*	258.678
52	94-01-14	*	194.215
52	94-01-15	*	256.612
52	94-01-16	*	307.645
52	94-01-17	*	312.603
52	94-01-18	*	313.223
52	94-01-19	*	258.264
52	94-01-20	*	273.76
52	94-01-21	*	210.744
52	94-01-22	*	284.504
52	94-01-23	*	217.975
52	94-01-24	*	28.616
52	94-01-25	*	226 033
52	94-01-26	*	237.397
52	94-01-27	*	305 785
52	94-01-28	*	344 421
52	94-01-29	*	346 901
52	94-01-30	*	353 926
52	94-01-31	*	289 876
52	94-02-01	*	163 843
52	94-02-02	*	194 835
52	94-02-03	*	122 5
52	94-02-04	*	112.025
52	94-02-05	*	221.694
52	94-02-06	*	163.843
52	94-02-07	*	117 273
52	94-02-08	*	354 545
52	94-02-09	*	378 099
52	94-02-10	*	229.959
52	94-02-11	*	399 587
52	94-02-12	*	409 711
52	94-02-13	*	358 884
52	94-02-14	*	414 05
52	94-02-15	*	358 058
52	94-02-16	*	168 595
52	94-02-17	*	246 694
52	94-02-18	*	277.893
52	94-02-19	*	254 752
52	94-02-20	*	411.57
52	94-02-21	*	408 264
52	94-02-22	*	221.074
52	94-02-23	*	443 388
52	94-02-24	*	443.182
52	94-02-25	*	383.264

52	94-02-26	*	369 422
52	94-02-27	*	389 463
52	94-02-28	*	454.545
52	94-03-01	*	468.388
52	94-03-02	*	469.215
52	94-03-03	*	457.025
52	94-03-04	*	465.909
52	94-03-05	*	344.008
52	94-03-06	*	347.107
52	94-03-07	*	482.851
52	94-03-08	*	123 988
52	94-03-09	*	304 752
52	94-03-10	*	464.876
52	94-03-11	*	492.975
52	94-03-12	*	512.603
52	94-03-13	*	529 959
52	94-03-14	*	530 785
52	94-03-15	*	452 273
52	94-03-16	*	340.289
52	94-03-17	*	399.587
52	94-03-18	*	451.033
52	94-03-19	*	272.314
52	94-03-20	*	527.066
52	94-03-21	*	532.645
52	94-03-22	*	495.661
52	94-03-23	*	449.38
52	94-03-24	*	156.818
52	94-03-25	*	545 248
52	94-03-26	*	560.124
52	94-03-27	*	569 628
52	94-03-28	*	385 331
52	94-03-29	*	503 719
52	94-03-30	*	573 967
52	94-03-31	*	587.397
52	94-04-01	*	576 446
52	94-04-02	*	565 083
52	94-04-03	*	338 843
52	94-04-04	*	585 537
52	94-04-05	*	583 678
52	94-04-06	*	539.876
52	94-04-07	*	596.074
52	94-04-08	*	427.273
52	94-04-09	*	513.636
52	94-04-10	*	626.033
52	94-04-11	*	633.264
52	94-04-12	*	625 413
52	94-04-13	*	623.347
52	94-04-14	*	526 033
52	94-04-15	*	529.132
52	94-04-16	*	280 165
52	94-04-17	*	598 347
52	94-04-18	*	603 926

52 94-04-19	*	633.058
52 94-04-20	*	642.149
52 94-04-21	*	628.719
52 94-04-22	*	650.207
52 94-04-23	*	242.355
52 94-04-24	*	590 702
52 94-04-25	*	494.835
52 94-04-26	*	520 455
52 94-04-27	*	336.364
52 94-04-28	*	653.306
52 94-04-29	*	588.223
52 94-04-30	*	651.24
52 94-05-01	*	650
52 94-05-02	*	667.769
52 94-05-03	*	664 876
52 94-05-04	*	630.579
52 94-05-05	*	363 636
52 94-05-06	*	297 521
52 94-05-07	*	125.95
52 94-05-08	*	636 157
52 94-05-09	*	669.628
52 94-05-10	*	566.529
52 94-05-11	*	623 554
52 94-05-12	*	634.298
52 94-05-13	*	676.653
52 94-05-14	*	664.669
52 94-05-15	*	673.347
52 94-05-16	*	662.81
52 94-05-17	*	472.727
52 94-05-18	*	228.306
52 94-05-19	*	533.884
52 94-05-20	*	706.818
52 94-05-21	*	700.826
52 94-05-22	*	690.496
52 94-05-23	*	682.438
52 94-05-24	*	667.975
52 94-05-25	*	274.174
52 94-05-26	*	444.628
52 94-05-27	*	649 38
52 94-05-28	*	714.669
52 94-05-29	*	704.132
52 94-05-30	*	458 884
52 94-05-31	*	675.413
52 94-06-01	*	724.174
52 94-06-02	*	727.479
52 94-06-03	*	744 215
52 94-06-04	*	682.851
52 94-06-05	*	654 959
52 94-06-06	*	706.612
52 94-06-07	*	734 504
52 94-06-08	*	739 05
52 94-06-09	*	737.19

52	94-06-10	*	729.545
52	94-06-11	*	683.471
52	94-06-12	*	629.752
52	94-06-13	*	712 81
52	94-06-14	*	735 744
52	94-06-15	*	747.727
52	94-06-16	*	750.62
52	94-06-17	*	744.008
52	94-06-18	*	728 512
52	94-06-19	*	686.57
52	94-06-20	*	695.041
52	94-06-21	*	725 413
52	94-06-22	*	721 281
52	94-06-23	*	740 496
52	94-06-24	*	736 364
52	94-06-25	*	738 223
52	94-06-26	*	729.959
52	94-06-27	*	712 81
52	94-06-28	*	674.587
52	94-06-29	*	710.124
52	94-06-30	*	640.083
52	94-07-01	*	699 38
52	94-07-02	*	705 578
52	94-07-03	*	647.314
52	94-07-04	*	603 926
52	94-07-05	*	553 306
52	94-07-06	*	696 694
52	94-07-07	*	645 868
52	94-07-08	*	664 256
52	94-07-09	*	641 736
52	94-07-10	*	700
52	94-07-11	*	669 628
52	94-07-12	*	666 736
52	94-07-13	*	633 058
52	94-07-14	*	663 43
52	94-07-15	*	501.24
52	94-07-16	*	648.141
52	94-07-17	*	654 339
52	94-07-18	*	645 041
52	94-07-19	*	516.529
52	94-07-20	*	551.653
52	94-07-21	*	464.463
52	94-07-22	*	558.264
52	94-07-23	*	678.306
52	94-07-24	*	688 636
52	94-07-25	*	691.529
52	94-07-26	*	684.298
52	94-07-27	*	655 785
52	94-07-28	*	645 455
52	94-07-29	*	637.397
52	94-07-30	*	630 992
52	94-07-31	*	577.273

52	94-08-01	*	701.653
52	94-08-02	*	672 727
52	94-08-03	*	685 124
52	94-08-04	*	680 372
52	94-08-05	*	677.893
52	94-08-06	*	661 157
52	94-08-07	*	652 066
52	94-08-08	*	529 545
52	94-08-09	*	648 554
52	94-08-10	*	584 091
52	94-08-11	H	600.62
52	94-08-12	*	643 595
52	94-08-13	*	593 802
52	94-08-14	*	620 455
52	94-08-15	*	342.769
52	94-08-16	*	534 917
52	94-08-17	*	580.372
52	94-08-18	*	436.157
52	94-08-19	*	589.463
52	94-08-20	*	589 05
52	94-08-21	*	580.785
52	94-08-22	*	591.736
52	94-08-23	*	602 479
52	94-08-24	*	590 909
52	94-08-25	*	554 132
52	94-08-26	*	583 471
52	94-08-27	*	534 091
52	94-08-28	*	606 198
52	94-08-29	*	590 909
52	94-08-30	*	586 983
52	94-08-31	*	530 578
52	94-09-01	*	521 694
52	94-09-02	*	522 521
52	94-09-03	*	578 099
52	94-09-04	*	578 926
52	94-09-05	*	569 215
52	94-09-06	*	571 074
52	94-09-07	*	539 876
52	94-09-08	*	528 926
52	94-09-09	*	417 149
52	94-09-10	*	544 008
52	94-09-11	*	530 165
52	94-09-12	*	535 537
52	94-09-13	*	525 413
52	94-09-14	*	525 62
52	94-09-15	*	525
52	94-09-16	*	401 859
52	94-09-17	*	428 099
52	94-09-18	*	445 041
52	94-09-19	*	419 835
52	94-09-20	*	441 116
52	94-09-21	*	401.033

52	94-09-22	*	337.81
52	94-09-23	*	273.76
52	94-09-24	*	221.901
52	94-09-25	*	478 512
52	94-09-26	*	401 653
52	94-09-27	*	455 785
52	94-09-28	*	66 983
52	94-09-29	*	469 628
52	94-09-30	*	462.81
52	94-10-01	*	357 645
52	94-10-02	*	362 603
52	94-10-03	*	230.165
52	94-10-04	*	251.653
52	94-10-05	*	380.578
52	94-10-06	*	437.81
52	94-10-07	*	439.256
52	94-10-08	*	443.182
52	94-10-09	*	436 157
52	94-10-10	*	422.314
52	94-10-11	*	426 86
52	94-10-12	*	390 289
52	94-10-13	*	402 066
52	94-10-14	*	275 826
52	94-10-15	*	403 926
52	94-10-16	*	405 785
52	94-10-17	*	402 273
52	94-10-18	*	394 421
52	94-10-19	*	388 43
52	94-10-20	*	220 868
52	94-10-21	*	383.264
52	94-10-22	*	334 298
52	94-10-23	*	363 636
52	94-10-24	*	359 298
52	94-10-25	*	326 653
52	94-10-26	*	352 479
52	94-10-27	*	364 256
52	94-10-28	*	343 182
52	94-10-29	*	364 05
52	94-10-30	*	348 76
52	94-10-31	*	351 033
52	94-11-01	*	316 322
52	94-11-02	*	338 017
52	94-11-03	*	344.215
52	94-11-04	*	284.298
52	94-11-05	*	316.736
52	94-11-06	*	288 43
52	94-11-07	*	106 612
52	94-11-08	*	284 711
52	94-11-09	*	173 141
52	94-11-10	*	293 182
52	94-11-11	*	317.562
52	94-11-12	*	291.736

52	94-11-13	*	316.736
52	94-11-14	*	315.702
52	94-11-15	*	228.306
52	94-11-16	*	288.223
52	94-11-17	*	149.587
52	94-11-18	*	294.628
52	94-11-19	*	302.066
52	94-11-20	*	291.116
52	94-11-21	*	279.132
52	94-11-22	*	289.256
52	94-11-23	*	295.661
52	94-11-24	*	239.669
52	94-11-25	*	171.488
52	94-11-26	*	279.545
52	94-11-27	*	264.463
52	94-11-28	*	274.587
52	94-11-29	*	277.686
52	94-11-30	*	272.934
52	94-12-01	*	270 868
52	94-12-02	*	208.058
52	94-12-03	*	121.467
52	94-12-04	*	115 744
52	94-12-05	*	217.149
52	94-12-06	*	221.074
52	94-12-07	*	262.603
52	94-12-08	*	269 835
52	94-12-09	*	263.017
52	94-12-10	*	210.537
52	94-12-11	*	139.938
52	94-12-12	*	98.884
52	94-12-13	*	153 512
52	94-12-14	*	85.826
52	94-12-15	*	264.876
52	94-12-16	*	250.413
52	94-12-17	*	253.926
52	94-12-18	*	249.793
52	94-12-19	*	242.975
52	94-12-20	*	254.339
52	94-12-21	*	237.603
52	94-12-22	*	235 95
52	94-12-23	*	248.347
52	94-12-24	*	28.161
52	94-12-25	*	239 05
52	94-12-26	*	237.397
52	94-12-27	*	131.777
52	94-12-28	*	134.669
52	94-12-29	*	247.521
52	94-12-30	*	210 95
52	94-12-31	*	145.041
52	95-01-01	*	219.628
52	95-01-02	*	120 62
52	95-01-03	*	169.008

52 95-01-04	*	25 537
52 95-01-05	*	210.95
52 95-01-06	*	129.05
52 95-01-07	*	61.074
52 95-01-08	*	37.355
52 95-01-09	*	22 004
52 95-01-10	*	29.669
52 95-01-11	*	116.57
52 95-01-12	*	85.103
52 95-01-13	*	54.504
52 95-01-14	*	33.636
52 95-01-15	*	141.694
52 95-01-16	*	225
52 95-01-17	*	246.074
52 95-01-18	*	276.24
52 95-01-19	*	210.744
52 95-01-20	*	58.512
52 95-01-21	*	116.715
52 95-01-22	*	95.62
52 95-01-23	*	48 388
52 95-01-24	*	31.012
52 95-01-25	*	103 574
52 95-01-26	*	155.165
52 95-01-27	*	147 934
52 95-01-28	*	272.107
52 95-01-29	*	214.05
52 95-01-30	*	257.645
52 95-01-31	*	315 289
52 95-02-01	*	322.727
52 95-02-02	*	330.992
52 95-02-03	*	330.579
52 95-02-04	*	319.008
52 95-02-05	*	218.595
52 95-02-06	*	162.397
52 95-02-07	*	272.107
52 95-02-08	*	190 496
52 95-02-09	*	318.802
52 95-02-10	*	353 306
52 95-02-11	*	189.256
52 95-02-12	*	181.818
52 95-02-13	*	111.136
52 95-02-14	*	363 223
52 95-02-15	H	378 099
52 95-02-16	*	288 017
52 95-02-17	*	380 165
52 95-02-18	*	380 992
52 95-02-19	*	402.686
52 95-02-20	*	408.058
52 95-02-21	*	359.711
52 95-02-22	*	90.31
52 95-02-23	*	135.93
52 95-02-24	*	122.025

52 95-02-25	*	67.459
52 95-02-26	*	199.587
52 95-02-27	*	97.107
52 95-02-28	*	82.273
52 95-03-01	*	314.05
52 95-03-02	*	215 909
52 95-03-03	*	93.76
52 95-03-04	*	290 496
52 95-03-05	*	90 537
52 95-03-06	*	397.521
52 95-03-07	*	372.521
52 95-03-08	*	124 174
52 95-03-09	*	109.876
52 95-03-10	*	20.289
52 95-03-11	*	171.074
52 95-03-12	*	466 736
52 95-03-13	*	400
52 95-03-14	*	414 463
52 95-03-15	*	461 364
52 95-03-16	*	481.198
52 95-03-17	*	447.107
52 95-03-18	*	369 008
52 95-03-19	*	416.116
52 95-03-20	*	93.017
52 95-03-21	*	361.157
52 95-03-22	*	113.946
52 95-03-23	*	442.355
52 95-03-24	*	522.934
52 95-03-25	*	545.661
52 95-03-26	*	533.678
52 95-03-27	*	529.339
52 95-03-28	*	540.289
52 95-03-29	*	527.273
52 95-03-30	*	544.835
52 95-03-31	*	536.364
52 95-04-01	*	539.669
52 95-04-02	*	559.091
52 95-04-03	*	567.562
52 95-04-04	*	563.636
52 95-04-05	*	271.074
52 95-04-06	*	242.769
52 95-04-07	*	344.215
52 95-04-08	*	554.752
52 95-04-09	*	576.653
52 95-04-10	*	584.917
52 95-04-11	*	569.835
52 95-04-12	*	464.669
52 95-04-13	*	282.645
52 95-04-14	*	470.868
52 95-04-15	*	515.496
52 95-04-16	*	305 992
52 95-04-17	*	372.934

52 95-04-18	*	383.264
52 95-04-19	*	582.851
52 95-04-20	*	411.157
52 95-04-21	*	625.826
52 95-04-22	*	632.025
52 95-04-23	*	634 091
52 95-04-24	*	627.893
52 95-04-25	*	605 992
52 95-04-26	*	598 554
52 95-04-27	*	281.198
52 95-04-28	*	530.992
52 95-04-29	*	134.07
52 95-04-30	*	272 727
52 95-05-01	*	286.157
52 95-05-02	*	618 802
52 95-05-03	*	619 835
52 95-05-04	*	372 314
52 95-05-05	*	451 446
52 95-05-06	*	540 496
52 95-05-07	*	453 512
52 95-05-08	*	450 826
52 95-05-09	*	546 281
52 95-05-10	*	586 157
52 95-05-11	*	608 471
52 95-05-12	*	632 025
52 95-05-13	*	441.529
52 95-05-14	*	262 603
52 95-05-15	*	235 537
52 95-05-16	*	650 62
52 95-05-17	H	503 512
52 95-05-18	*	573 967
52 95-05-19	*	600 62
52 95-05-20	*	243 802
52 95-05-21	*	273 967
52 95-05-22	*	325 826
52 95-05-23	*	239 256
52 95-05-24	*	144.132
52 95-05-25	*	417.355
52 95-05-26	*	566 322
52 95-05-27	*	542 769
52 95-05-28	*	643 182
52 95-05-29	*	651 24
52 95-05-30	*	611.364
52 95-05-31	*	402 479
52 95-06-01	*	194 421
52 95-06-02	*	336 364
52 95-06-03	*	677 686
52 95-06-04	*	665 289
52 95-06-05	*	688 223
52 95-06-06	*	686 777
52 95-06-07	*	580 785
52 95-06-08	*	634 504

52 95-06-09	*	657.645
52 95-06-10	*	673 554
52 95-06-11	*	677.686
52 95-06-12	*	685 537
52 95-06-13	*	684 091
52 95-06-14	*	427.066
52 95-06-15	*	345 661
52 95-06-16	*	434.091
52 95-06-17	*	575 413
52 95-06-18	*	675.62
52 95-06-19	*	689 256
52 95-06-20	*	705 372
52 95-06-21	*	703 512
52 95-06-22	*	695.661
52 95-06-23	*	689.05
52 95-06-24	*	684.091
52 95-06-25	*	674.174
52 95-06-26	*	612.81
52 95-06-27	*	558 884
52 95-06-28	*	580 578
52 95-06-29	*	584.917
52 95-06-30	*	636 57
52 95-07-01	*	666 529
52 95-07-02	*	556 405
52 95-07-03	*	469 421
52 95-07-04	*	638 223
52 95-07-05	*	650 207
52 95-07-06	*	673 14
52 95-07-07	*	663 223
52 95-07-08	*	644.835
52 95-07-09	*	657.645
52 95-07-10	*	675 207
52 95-07-11	*	673 76
52 95-07-12	*	674.587
52 95-07-13	*	680 992
52 95-07-14	*	670 041
52 95-07-15	*	657.851
52 95-07-16	*	492.975
52 95-07-17	*	594.008
52 95-07-18	*	623.347
52 95-07-19	*	499.174
52 95-07-20	*	659.298
52 95-07-21	*	626.446
52 95-07-22	*	632.645
52 95-07-23	*	665.083
52 95-07-24	*	661.983
52 95-07-25	*	651.446
52 95-07-26	*	653.719
52 95-07-27	*	657.645
52 95-07-28	*	627.479
52 95-07-29	*	592.975
52 95-07-30	*	654.959

52	95-07-31	*	638.016
52	95-08-01	*	634 917
52	95-08-02	*	616.529
52	95-08-03	*	594.628
52	95-08-04	*	594 422
52	95-08-05	*	618 182
52	95-08-06	*	600.62
52	95-08-07	*	628 926
52	95-08-08	*	643 595
52	95-08-09	*	587.81
52	95-08-10	*	627 686
52	95-08-11	*	635.124
52	95-08-12	*	594 215
52	95-08-13	*	617 769
52	95-08-14	*	611.364
52	95-08-15	*	479 132
52	95-08-16	*	560 744
52	95-08-17	*	615.289
52	95-08-18	*	622.727
52	95-08-19	*	608.264
52	95-08-20	*	538.636
52	95-08-21	*	527.066
52	95-08-22	*	554.339
52	95-08-23	*	538·843
52	95-08-24	*	589.05
52	95-08-25	*	538 223
52	95-08-26	*	575
52	95-08-27	*	578 926
52	95-08-28	*	596 281
52	95-08-29	*	594 835
52	95-08-30	*	581.405
52	95-08-31	*	546 694
52	95-09-01	*	523 141
52	95-09-02	*	551.859
52	95-09-03	*	560 331
52	95-09-04	*	569 008
52	95-09-05	*	573 554
52	95-09-06	*	570 661
52	95-09-07	*	560.331
52	95-09-08	*	495.868
52	95-09-09	*	493.388
52	95-09-10	*	538.223
52	95-09-11	*	479.959
52	95-09-12	*	511.157
52	95-09-13	*	561.364
52	95-09-14	M	NA
52	95-09-15	H	24.318
52	95-09-16	*	436 364
52	95-09-17	*	507 231
52	95-09-18	*	518 595
52	95-09-19	*	502 479
52	95-09-20	*	467 149

52	95-09-21	*	461.364
52	95-09-22	*	473 76
52	95-09-23	*	434.091
52	95-09-24	*	448.347
52	95-09-25	*	455.165
52	95-09-26	*	475 826
52	95-09-27	*	473 554
52	95-09-28	*	469 215
52	95-09-29	*	465 289
52	95-09-30	*	463 843
52	95-10-01	*	469 008
52	95-10-02	*	463 636
52	95-10-03	*	460 124
52	95-10-04	*	458 471
52	95-10-05	*	431.818
52	95-10-06	*	388 43
52	95-10-07	*	316 736
52	95-10-08	*	426 446
52	95-10-09	*	421 074
52	95-10-10	*	429 752
52	95-10-11	*	359.091
52	95-10-12	*	413 017
52	95-10-13	*	410 331
52	95-10-14	*	367.562
52	95-10-15	*	328 306
52	95-10-16	*	390 702
52	95-10-17	*	398.554
52	95-10-18	*	390.702
52	95-10-19	*	295.041
52	95-10-20	*	305.785
52	95-10-21	*	341.942
52	95-10-22	*	384 091
52	95-10-23	*	359 917
52	95-10-24	*	366 942
52	95-10-25	*	358 058
52	95-10-26	*	351 653
52	95-10-27	*	347.727
52	95-10-28	*	329 339
52	95-10-29	*	258 471
52	95-10-30	*	166.942
52	95-10-31	*	189 256
52	95-11-01	*	12 037
52	95-11-02	*	228 926
52	95-11-03	*	260 331
52	95-11-04	*	318 595
52	95-11-05	*	280 992
52	95-11-06	*	314 876
52	95-11-07	*	313 636
52	95-11-08	*	315 289
52	95-11-09	*	310 537
52	95-11-10	*	307 851
52	95-11-11	*	310 124

52 95-11-12	*	308.264
52 95-11-13	*	336.157
52 95-11-14	*	265.496
52 95-11-15	*	272.521
52 95-11-16	*	288.843
52 95-11-17	*	290.702
52 95-11-18	*	272.727
52 95-11-19	*	250.826
52 95-11-20	*	277.479
52 95-11-21	*	216.322
52 95-11-22	*	272.727
52 95-11-23	*	275.62
52 95-11-24	*	209.298
52 95-11-25	*	235.95
52 95-11-26	*	271.901
52 95-11-27	*	263.017
52 95-11-28	*	259 504
52 95-11-29	*	273 141
52 95-11-30	*	272.107
52 95-12-01	*	235.95
52 95-12-02	*	218 388
52 95-12-03	*	243 388
52 95-12-04	*	246.694
52 95-12-05	*	245 868
52 95-12-06	*	245 868
52 95-12-07	*	244.008
52 95-12-08	*	247.727
52 95-12-09	*	251.24
52 95-12-10	*	180 579
52 95-12-11	*	41.343
52 95-12-12	*	21.963
52 95-12-13	*	91.674
52 95-12-14	*	221 074
52 95-12-15	*	124 711
52 95-12-16	*	229.959
52 95-12-17	*	229 752
52 95-12-18	*	145.248
52 95-12-19	*	243.182
52 95-12-20	*	230 372
52 95-12-21	*	236 157
52 95-12-22	*	77.19
52 95-12-23	*	144.835
52 95-12-24	*	135 496
52 95-12-25	*	215.289
52 95-12-26	*	250
52 95-12-27	*	226.24
52 95-12-28	*	223 967
52 95-12-29	*	143 843
52 95-12-30	*	235 331
52 95-12-31	*	205 165
52 96-01-01	*	246.488
52 96-01-02	*	257.231

52 96-01-03	*	258.471
52 96-01-04	*	275.826
52 96-01-05	*	249.587
52 96-01-06	*	256.612
52 96-01-07	*	263.017
52 96-01-08	*	251.24
52 96-01-09	*	164.463
52 96-01-10	*	270.248
52 96-01-11	*	284.711
52 96-01-12	*	281.405
52 96-01-13	*	270.248
52 96-01-14	*	246.281
52 96-01-15	*	236.777
52 96-01-16	*	25 95
52 96-01-17	*	286.57
52 96-01-18	*	152.893
52 96-01-19	*	162.19
52 96-01-20	*	289.05
52 96-01-21	*	230 372
52 96-01-22	*	289 669
52 96-01-23	*	280 372
52 96-01-24	*	279 752
52 96-01-25	*	278 926
52 96-01-26	*	255 165
52 96-01-27	*	66 529
52 96-01-28	*	286 157
52 96-01-29	*	233 058
52 96-01-30	*	106.86
52 96-01-31	*	72 789
52 96-02-01	*	184 504
52 96-02-02	*	155 785
52 96-02-03	*	119 174
52 96-02-04	*	51 343
52 96-02-05	*	193 595
52 96-02-06	*	340 909
52 96-02-07	*	311 364
52 96-02-08	*	291 322
52 96-02-09	*	193 182
52 96-02-10	*	259 504
52 96-02-11	*	330 165
52 96-02-12	*	138 988
52 96-02-13	*	333 058
52 96-02-14	*	352 479
52 96-02-15	*	117.996
52 96-02-16	*	161 364
52 96-02-17	*	259 504
52 96-02-18	*	277.893
52 96-02-19	*	24 897
52 96-02-20	*	41.033
52 96-02-21	*	94.153
52 96-02-22	*	345.661
52 96-02-23	*	404.959

52 96-02-24	*	285.537
52 96-02-25	*	271.074
52 96-02-26	*	339.669
52 96-02-27	*	121.343
52 96-02-28	*	222.727
52 96-02-29	*	86.488
52 96-03-01	*	264.256
52 96-03-02	*	388.017
52 96-03-03	*	319.422
52 96-03-04	*	115.186
52 96-03-05	*	317.562
52 96-03-06	*	438.223
52 96-03-07	*	462 19
52 96-03-08	*	366.116
52 96-03-09	*	425 826
52 96-03-10	*	434 298
52 96-03-11	*	350.207
52 96-03-12	*	134 835
52 96-03-13	*	226 24
52 96-03-14	*	478.306
52 96-03-15	*	483 471
52 96-03-16	*	487.81
52 96-03-17	*	490.083
52 96-03-18	*	247 934
52 96-03-19	*	438 223
52 96-03-20	*	502 479
52 96-03-21	*	20
52 96-03-22	*	491.942
52 96-03-23	*	527.686
52 96-03-24	*	494 628
52 96-03-25	*	525 413
52 96-03-26	*	542.562
52 96-03-27	*	480 579
52 96-03-28	*	464.876
52 96-03-29	*	509 504
52 96-03-30	*	551 446
52 96-03-31	*	542.562
52 96-04-01	*	151.446
52 96-04-02	*	555.578
52 96-04-03	*	546 488
52 96-04-04	*	569 628
52 96-04-05	*	574 174
52 96-04-06	*	584 297
52 96-04-07	*	584 297
52 96-04-08	*	401 859
52 96-04-09	*	561.57
52 96-04-10	*	584 297
52 96-04-11	*	576 446
52 96-04-12	*	584.504
52 96-04-13	*	584 711
52 96-04-14	*	584 297
52 96-04-15	*	534 917

52	96-04-16	*	163 843
52	96-04-17	*	333 058
52	96-04-18	*	596 281
52	96-04-19	*	490.289
52	96-04-20	*	610.124
52	96-04-21	*	614.876
52	96-04-22	*	603.512
52	96-04-23	*	616.322
52	96-04-24	*	128.781
52	96-04-25	*	641.529
52	96-04-26	*	639.669
52	96-04-27	*	632.851
52	96-04-28	*	637.397
52	96-04-29	*	657.438
52	96-04-30	*	659.711
52	96-05-01	*	663.636
52	96-05-02	*	664.669
52	96-05-03	*	670.661
52	96-05-04	*	669.628
52	96-05-05	*	675.826
52	96-05-06	*	671.901
52	96-05-07	*	651.24
52	96-05-08	*	651.033
52	96-05-09	*	660 95
52	96-05-10	*	670.455
52	96-05-11	*	611.57
52	96-05-12	*	667.769
52	96-05-13	*	666 322
52	96-05-14	*	639.876
52	96-05-15	*	370 868
52	96-05-16	*	528 306
52	96-05-17	*	545 041
52	96-05-18	*	591.116
52	96-05-19	*	658 678
52	96-05-20	*	672 727
52	96-05-21	*	617.975
52	96-05-22	*	578.512
52	96-05-23	*	672 727
52	96-05-24	*	684.091
52	96-05-25	*	640 289
52	96-05-26	*	528.306
52	96-05-27	*	472 727
52	96-05-28	*	478 926
52	96-05-29	*	465 289
52	96-05-30	*	663 843
52	96-05-31	*	683 264
52	96-06-01	*	676 859
52	96-06-02	*	681 818
52	96-06-03	*	683 471
52	96-06-04	*	671 488
52	96-06-05	*	653 926
52	96-06-06	*	582 025

52	96-06-07	*	623 141
52	96-06-08	*	634.298
52	96-06-09	*	689 463
52	96-06-10	*	687 603
52	96-06-11	*	669 422
52	96-06-12	*	540.496
52	96-06-13	*	519 421
52	96-06-14	*	582 438
52	96-06-15	*	619 628
52	96-06-16	*	499 38
52	96-06-17	*	687.19
52	96-06-18	*	670 661
52	96-06-19	*	576 86
52	96-06-20	*	669 008
52	96-06-21	*	617 562
52	96-06-22	*	673 347
52	96-06-23	*	676 24
52	96-06-24	*	662 81
52	96-06-25	*	451 859
52	96-06-26	*	220 041
52	96-06-27	F	977 066
52	96-06-28	*	753 512
52	96-06-29	*	754 132
52	96-06-30	*	750 62
52	96-07-01	*	759 298
52	96-07-02	*	706 818
52	96-07-03	*	697 934
52	96-07-04	*	723 76
52	96-07-05	*	747 521
52	96-07-06	*	675 413
52	96-07-07	*	659 091
52	96-07-08	*	666 322
52	96-07-09	*	659 091
52	96-07-10	*	672 521
52	96-07-11	*	476 033
52	96-07-12	*	648 76
52	96-07-13	*	653 719
52	96-07-14	*	664.669
52	96-07-15	*	592 769
52	96-07-16	*	593 388
52	96-07-17	*	569.215
52	96-07-18	*	708 264
52	96-07-19	*	720 868
52	96-07-20	*	716 322
52	96-07-21	*	670 868
52	96-07-22	*	688 636
52	96-07-23	*	631 818
52	96-07-24	*	681.612
52	96-07-25	*	641 322
52	96-07-26	*	622 107
52	96-07-27	*	540 909
52	96-07-28	*	660 95

52	96-07-29	*	656.612
52	96-07-30	*	649.587
52	96-07-31	*	661.157
52	96-08-01	*	667.149
52	96-08-02	*	659 917
52	96-08-03	*	653.306
52	96-08-04	*	660.95
52	96-08-05	*	440 702
52	96-08-06	*	458 678
52	96-08-07	*	576.24
52	96-08-08	*	607.645
52	96-08-09	*	617.355
52	96-08-10	*	597.934
52	96-08-11	*	594.215
52	96-08-12	*	617.975
52	96-08-13	*	605.165
52	96-08-14	*	595.041
52	96-08-15	*	604.545
52	96-08-16	F	902.893
52	96-08-17	*	597.727
52	96-08-18	*	628.099
52	96-08-19	*	640.909
52	96-08-20	*	616 529
52	96-08-21	*	626 033
52	96-08-22	*	585 124
52	96-08-23	*	605 579
52	96-08-24	*	566 116
52	96-08-25	*	605 785
52	96-08-26	*	574.38
52	96-08-27	*	607 645
52	96-08-28	*	613 223
52	96-08-29	*	601.24
52	96-08-30	*	579 752
52	96-08-31	*	585 331
52	96-09-01	*	577.066
52	96-09-02	*	557.645
52	96-09-03	*	497.314
52	96-09-04	*	547.107
52	96-09-05	*	589.256
52	96-09-06	*	589.463
52	96-09-07	*	573.347
52	96-09-08	*	567.975
52	96-09-09	*	540.496
52	96-09-10	*	547.107
52	96-09-11	*	13.219
52	96-09-12	*	545.868
52	96-09-13	*	290.083
52	96-09-14	*	546 488
52	96-09-15	*	489 876
52	96-09-16	*	529 959
52	96-09-17	*	539.463
52	96-09-18	*	534.917

52	96-09-19	*	528 306
52	96-09-20	*	514.876
52	96-09-21	*	507.851
52	96-09-22	*	250 413
52	96-09-23	*	325 413
52	96-09-24	*	395 248
52	96-09-25	*	425.413
52	96-09-26	*	405 579
52	96-09-27	*	430 992
52	96-09-28	*	455 372
52	96-09-29	*	457.645
52	96-09-30	*	216.322
52	96-10-01	*	224.38
52	96-10-02	*	464.256
52	96-10-03	*	459.504
52	96-10-04	*	457.851
52	96-10-05	*	458.884
52	96-10-06	*	449 38
52	96-10-07	*	456.405
52	96-10-08	*	440.909
52	96-10-09	*	12.752
52	96-10-10	*	441 116
52	96-10-11	*	389 05
52	96-10-12	*	408 678
52	96-10-13	*	419 421
52	96-10-14	*	436 364
52	96-10-15	*	422 934
52	96-10-16	*	416 322
52	96-10-17	*	414 876
52	96-10-18	*	402 066
52	96-10-19	*	410 537
52	96-10-20	*	408 678
52	96-10-21	*	408 264
52	96-10-22	*	403 719
52	96-10-23	*	386 777
52	96-10-24	*	359 917
52	96-10-25	*	361 364
52	96-10-26	*	381 612
52	96-10-27	*	381 198
52	96-10-28	*	362 19
52	96-10-29	*	16 157
52	96-10-30	H	237 603
52	96-10-31	H	262 603
52	96-11-01	H	349 38
52	96-11-02	*	340 702
52	96-11-03	*	230 579
52	96-11-04	*	227 479
52	96-11-05	*	329 959
52	96-11-06	*	341.942
52	96-11-07	*	335 537
52	96-11-08	*	339 876
52	96-11-09	*	234.917

52	96-11-10	*	299.174
52	96-11-11	*	311 57
52	96-11-12	*	283.264
52	96-11-13	*	278 719
52	96-11-14	*	221.488
52	96-11-15	*	257.645
52	96-11-16	*	253.512
52	96-11-17	*	19.855
52	96-11-18	*	253.306
52	96-11-19	*	122.913
52	96-11-20	*	105 517
52	96-11-21	*	33.223
52	96-11-22	*	96.674
52	96-11-23	*	294.628
52	96-11-24	*	290.496
52	96-11-25	*	274 38
52	96-11-26	*	0.742
52	96-11-27	*	290 289
52	96-11-28	*	204.339
52	96-11-29	*	280.372
52	96-11-30	*	268 182
52	96-12-01	*	238.636
52	96-12-02	*	278 719
52	96-12-03	*	258.058
52	96-12-04	*	246.281
52	96-12-05	*	37.769
52	96-12-06	*	204.959
52	96-12-07	*	257.851
52	96-12-08	*	228.306
52	96-12-09	*	22.975
52	96-12-10	*	18 14
52	96-12-11	*	74.669
52	96-12-12	*	93 74
52	96-12-13	*	161.983
52	96-12-14	*	259.298
52	96-12-15	*	262 81
52	96-12-16	*	244 421
52	96-12-17	*	236 157
52	96-12-18	*	257.851
52	96-12-19	*	247.521
52	96-12-20	*	236 983
52	96-12-21	*	76.632
52	96-12-22	*	152.686
52	96-12-23	*	246.488
52	96-12-24	*	235 537
52	96-12-25	*	254.959
52	96-12-26	*	113.058
52	96-12-27	*	189 463
52	96-12-28	*	200 413
52	96-12-29	*	60.992
52	96-12-30	*	36 963
52	96-12-31	*	41.57

52 97-01-01	*	29.463
52 97-01-02	*	13.519
52 97-01-03	*	220 661
52 97-01-04	*	144 318
52 97-01-05	*	216.322
52 97-01-06	*	276 859
52 97-01-07	*	238.843
52 97-01-08	*	266.322
52 97-01-09	*	268 595
52 97-01-10	*	272 107
52 97-01-11	*	175
52 97-01-12	*	93 202
52 97-01-13	*	191 322
52 97-01-14	*	67.293
52 97-01-15	*	179 132
52 97-01-16	*	262.81
52 97-01-17	*	239 05
52 97-01-18	*	289 463
52 97-01-19	*	202.479
52 97-01-20	*	130 785
52 97-01-21	*	94 793
52 97-01-22	*	70 041
52 97-01-23	*	104 298
52 97-01-24	*	115 083
52 97-01-25	*	33 202
52 97-01-26	*	109.938
52 97-01-27	*	285 331
52 97-01-28	*	256 818
52 97-01-29	*	320 455
52 97-01-30	*	323 554
52 97-01-31	*	320 661
52 97-02-01	*	263 223
52 97-02-02	*	336 777
52 97-02-03	*	331.405
52 97-02-04	*	326.859
52 97-02-05	F	503.719
52 97-02-06	*	353 926
52 97-02-07	*	319 008
52 97-02-08	*	339 256
52 97-02-09	*	300 826
52 97-02-10	*	179.959
52 97-02-11	*	361.364
52 97-02-12	*	324 38
52 97-02-13	*	378 306
52 97-02-14	*	375.207
52 97-02-15	*	236.157
52 97-02-16	*	326 653
52 97-02-17	*	258 678
52 97-02-18	*	402 479
52 97-02-19	*	395 041
52 97-02-20	*	401.446
52 97-02-21	*	398 967

52 97-02-22	*	404.545
52 97-02-23	*	415.289
52 97-02-24	*	383.884
52 97-02-25	*	432.438
52 97-02-26	*	319.215
52 97-02-27	*	296.281
52 97-02-28	*	437.81
52 97-03-01	*	446 488
52 97-03-02	*	203 512
52 97-03-03	*	387.397
52 97-03-04	*	451.653
52 97-03-05	*	459 917
52 97-03-06	*	451.859
52 97-03-07	*	457.025
52 97-03-08	*	461 157
52 97-03-09	*	477 066
52 97-03-10	*	484.504
52 97-03-11	*	354.339
52 97-03-12	*	478 099
52 97-03-13	*	405 579
52 97-03-14	*	467.769
52 97-03-15	*	427.893
52 97-03-16	*	271.694
52 97-03-17	*	480 165
52 97-03-18	*	505 372
52 97-03-19	*	506 405
52 97-03-20	*	456.612
52 97-03-21	*	359.091
52 97-03-22	*	116.136
52 97-03-23	*	127.128
52 97-03-24	*	494.835
52 97-03-25	*	487.397
52 97-03-26	*	427.479
52 97-03-27	*	575 62
52 97-03-28	*	540.909
52 97-03-29	*	550.207
52 97-03-30	*	270.661
52 97-03-31	*	565 083
52 97-04-01	*	573 141
52 97-04-02	*	569 835
52 97-04-03	*	566.942
52 97-04-04	*	391.322
52 97-04-05	*	546.901
52 97-04-06	*	544.422
52 97-04-07	*	574.38
52 97-04-08	*	580.372
52 97-04-09	*	594 835
52 97-04-10	*	592.355
52 97-04-11	*	591.736
52 97-04-12	*	590.702
52 97-04-13	*	571 074
52 97-04-14	*	603 512

52	97-04-15	*	602 066
52	97-04-16	*	610 331
52	97-04-17	*	595 041
52	97-04-18	*	494 422
52	97-04-19	*	354 959
52	97-04-20	*	585 537
52	97-04-21	*	615 496
52	97-04-22	*	608 884
52	97-04-23	*	635 331
52	97-04-24	*	638 223
52	97-04-25	*	650
52	97-04-26	*	648 76
52	97-04-27	*	619 628
52	97-04-28	*	509 298
52	97-04-29	*	611 157
52	97-04-30	*	644 008
52	97-05-01	*	655 165
52	97-05-02	*	641 116
52	97-05-03	*	620 455
52	97-05-04	*	650 413
52	97-05-05	*	665 496
52	97-05-06	*	660.95
52	97-05-07	*	669 215
52	97-05-08	*	674 793
52	97-05-09	*	660 331
52	97-05-10	*	635 537
52	97-05-11	*	633 678
52	97-05-12	*	669 628
52	97-05-13	*	680 992
52	97-05-14	*	683 471
52	97-05-15	*	659 091
52	97-05-16	*	568 595
52	97-05-17	*	590.083
52	97-05-18	*	635 537
52	97-05-19	*	549 793
52	97-05-20	*	653 306
52	97-05-21	*	660 537
52	97-05-22	*	644 628
52	97-05-23	*	489 256
52	97-05-24	*	678 512
52	97-05-25	*	702 479
52	97-05-26	*	661 777
52	97-05-27	*	661 983
52	97-05-28	*	681 405
52	97-05-29	*	693 802
52	97-05-30	*	702 479
52	97-05-31	*	701 653
52	97-06-01	*	627.686
52	97-06-02	*	669 628
52	97-06-03	*	621.074
52	97-06-04	*	567.149
52	97-06-05	*	704 545

52	97-06-06	*	702.273
52	97-06-07	*	681.198
52	97-06-08	*	307.438
52	97-06-09	*	625 826
52	97-06-10	F	938 223
52	97-06-11	*	704 339
52	97-06-12	*	684 917
52	97-06-13	*	647 934
52	97-06-14	*	553 719
52	97-06-15	*	697 934
52	97-06-16	*	690 496
52	97-06-17	*	690 496
52	97-06-18	*	714 463
52	97-06-19	*	672 727
52	97-06-20	*	645 661
52	97-06-21	*	678 099
52	97-06-22	*	730 785
52	97-06-23	*	738 017
52	97-06-24	*	725 413
52	97-06-25	*	715 702
52	97-06-26	*	680 992
52	97-06-27	*	692.149
52	97-06-28	*	721.281
52	97-06-29	*	716 942
52	97-06-30	*	713 43
52	97-07-01	*	729 752
52	97-07-02	*	733 264
52	97-07-03	*	723 76
52	97-07-04	*	698 76
52	97-07-05	*	704 752
52	97-07-06	*	710 744
52	97-07-07	*	639 463
52	97-07-08	*	637 19
52	97-07-09	*	634 298
52	97-07-10	*	552 273
52	97-07-11	*	385 95
52	97-07-12	*	519 835
52	97-07-13	*	681 405
52	97-07-14	*	650 62
52	97-07-15	*	648 967
52	97-07-16	*	432 231
52	97-07-17	*	579 132
52	97-07-18	*	663 43
52	97-07-19	*	618 802
52	97-07-20	*	616 529
52	97-07-21	*	626 446
52	97-07-22	*	166 529
52	97-07-23	*	605 579
52	97-07-24	*	571 074
52	97-07-25	*	612 19
52	97-07-26	*	506 405
52	97-07-27	*	582 851

52	97-07-28	*	542.975
52	97-07-29	*	506.198
52	97-07-30	*	590 909
52	97-07-31	*	592.355
52	97-08-01	*	638 43
52	97-08-02	*	661 777
52	97-08-03	*	628 306
52	97-08-04	*	647 521
52	97-08-05	*	671.074
52	97-08-06	*	618 595
52	97-08-07	*	628 512
52	97-08-08	*	536 983
52	97-08-09	*	232 851
52	97-08-10	*	393 388
52	97-08-11	*	649 38
52	97-08-12	*	76 715
52	97-08-13	*	568 595
52	97-08-14	*	583 471
52	97-08-15	*	480 579
52	97-08-16	*	280 579
52	97-08-17	*	369 008
52	97-08-18	*	550.413
52	97-08-19	*	543 802
52	97-08-20	*	517 149
52	97-08-21	*	533 264
52	97-08-22	*	600 826
52	97-08-23	*	597.107
52	97-08-24	*	605 579
52	97-08-25	*	594 628
52	97-08-26	*	582.851
52	97-08-27	*	588 43
52	97-08-28	*	587 19
52	97-08-29	*	584 711
52	97-08-30	*	453 719
52	97-08-31	*	471.901
52	97-09-01	*	566 322
52	97-09-02	*	439 05
52	97-09-03	*	553.512
52	97-09-04	*	550
52	97-09-05	*	539.463
52	97-09-06	*	520.041
52	97-09-07	*	555.785
52	97-09-08	*	543.388
52	97-09-09	*	532.025
52	97-09-10	*	540.289
52	97-09-11	*	532.438
52	97-09-12	*	526.033
52	97-09-13	*	426 86
52	97-09-14	*	526.446
52	97-09-15	*	528.306
52	97-09-16	*	489.876
52	97-09-17	*	322.107

52 97-09-18	*	153.099
52 97-09-19	*	523.76
52 97-09-20	*	502.479
52 97-09-21	*	505.785
52 97-09-22	*	495.661
52 97-09-23	*	478.926
52 97-09-24	*	515.496
52 97-09-25	*	451.033
52 97-09-26	*	492.355
52 97-09-27	*	494.008
52 97-09-28	*	481.405
52 97-09-29	*	468.802
52 97-09-30	*	472.727
52 97-10-01	*	418.802
52 97-10-02	*	451.859
52 97-10-03	*	465.289
52 97-10-04	*	463.843
52 97-10-05	*	462.81
52 97-10-06	*	413 43
52 97-10-07	*	443.595
52 97-10-08	*	52.045
52 97-10-09	*	436 57
52 97-10-10	*	329.752
52 97-10-11	*	395.868
52 97-10-12	*	438.017
52 97-10-13	*	440 702
52 97-10-14	*	441.736
52 97-10-15	*	437.603
52 97-10-16	*	427.479
52 97-10-17	*	411.157
52 97-10-18	*	379.339
52 97-10-19	*	345 248
52 97-10-20	*	261.777
52 97-10-21	*	374 587
52 97-10-22	*	371.281
52 97-10-23	*	99 793
52 97-10-24	*	336 57
52 97-10-25	*	375 826
52 97-10-26	*	383 884
52 97-10-27	*	256 818
52 97-10-28	*	329.339
52 97-10-29	*	346 901
52 97-10-30	*	347.314
52 97-10-31	*	347.727
52 97-11-01	*	347.727
52 97-11-02	*	352.273
52 97-11-03	*	294.215
52 97-11-04	*	276.653
52 97-11-05	*	318.182
52 97-11-06	*	273.554
52 97-11-07	*	265.702
52 97-11-08	*	297.934

52 97-11-09	*	232.231
52 97-11-10	*	69 236
52 97-11-11	*	174.38
52 97-11-12	*	305 578
52 97-11-13	*	190 083
52 97-11-14	*	233 471
52 97-11-15	*	145 868
52 97-11-16	*	236.57
52 97-11-17	*	297.727
52 97-11-18	*	204 752
52 97-11-19	*	59.711
52 97-11-20	*	296.901
52 97-11-21	*	224.587
52 97-11-22	*	267.562
52 97-11-23	*	251.446
52 97-11-24	*	214 05
52 97-11-25	*	163 843
52 97-11-26	*	99 153
52 97-11-27	*	166.322
52 97-11-28	*	278.099
52 97-11-29	*	113.967
52 97-11-30	*	80 558
52 97-12-01	*	272.107
52 97-12-02	*	268.595
52 97-12-03	*	110 372
52 97-12-04	*	120 868
52 97-12-05	*	38 657
52 97-12-06	*	111.343
52 97-12-07	*	55 496
52 97-12-08	*	175.62
52 97-12-09	*	198.76
52 97-12-10	*	267.562
52 97-12-11	*	269 835
52 97-12-12	*	238 843
52 97-12-13	*	164.256
52 97-12-14	*	33.926
52 97-12-15	*	247.107
52 97-12-16	*	250.413
52 97-12-17	*	230.165
52 97-12-18	*	87.769
52 97-12-19	*	256.612
52 97-12-20	*	243.182
52 97-12-21	*	235 744
52 97-12-22	*	263.017
52 97-12-23	*	263.017
52 97-12-24	*	263.223
52 97-12-25	*	258.058
52 97-12-26	*	262.19
52 97-12-27	*	266.529
52 97-12-28	*	262.19
52 97-12-29	*	191.529
52 97-12-30	*	248.554

52 97-12-31	*	251.033
52 98-01-01	*	243 388
52 98-01-02	*	37.748
52 98-01-03	*	176 653
52 98-01-04	*	178 719
52 98-01-05	*	273 967
52 98-01-06	*	226.86
52 98-01-07	*	205 785
52 98-01-08	*	144 174
52 98-01-09	*	73 988
52 98-01-10	*	126 88
52 98-01-11	*	227 893
52 98-01-12	*	75 062
52 98-01-13	*	249 38
52 98-01-14	*	128 864
52 98-01-15	*	40 31
52 98-01-16	*	290 909
52 98-01-17	*	285 331
52 98-01-18	*	157.851
52 98-01-19	*	207.645
52 98-01-20	*	230.372
52 98-01-21	*	283.058
52 98-01-22	*	298 76
52 98-01-23	*	219.835
52 98-01-24	*	309.298
52 98-01-25	*	317.975
52 98-01-26	*	214.256
52 98-01-27	*	290 909
52 98-01-28	*	67.231
52 98-01-29	*	202.479
52 98-01-30	*	318 802
52 98-01-31	*	164.05
52 98-02-01	*	48 864
52 98-02-02	*	28 037
52 98-02-03	*	107.355
52 98-02-04	*	293 182
52 98-02-05	*	95 558
52 98-02-06	*	84 814
52 98-02-07	*	42 397
52 98-02-08	*	119.174
52 98-02-09	*	309 917
52 98-02-10	H	253 926
52 98-02-11	*	337.81
52 98-02-12	*	83.223
52 98-02-13	*	292.562
52 98-02-14	*	93.719
52 98-02-15	*	359.711
52 98-02-16	*	107.252
52 98-02-17	*	420.041
52 98-02-18	*	370.455
52 98-02-19	*	76.116
52 98-02-20	*	309.504

52 98-02-21	*	62 521
52 98-02-22	*	238.017
52 98-02-23	*	95.62
52 98-02-24	*	347.107
52 98-02-25	*	406.198
52 98-02-26	*	417.562
52 98-02-27	*	382.851
52 98-02-28	*	432.645
52 98-03-01	*	422.107
52 98-03-02	*	427.686
52 98-03-03	*	342.975
52 98-03-04	*	444 422
52 98-03-05	*	206 818
52 98-03-06	*	464 256
52 98-03-07	*	403.306
52 98-03-08	*	461 364
52 98-03-09	*	447.521
52 98-03-10	*	478.306
52 98-03-11	F	591.322
52 98-03-12	*	264 05
52 98-03-13	*	309.917
52 98-03-14	*	450
52 98-03-15	*	454.959
52 98-03-16	*	326 653
52 98-03-17	*	509.091
52 98-03-18	*	236 57
52 98-03-19	*	159 091
52 98-03-20	*	338 843
52 98-03-21	*	334 917
52 98-03-22	*	479.339
52 98-03-23	*	502.066
52 98-03-24	*	73 326
52 98-03-25	*	442 562
52 98-03-26	*	313 843
52 98-03-27	*	257 231
52 98-03-28	*	376 859
52 98-03-29	*	387 603
52 98-03-30	*	554 959
52 98-03-31	*	101.033
52 98-04-01	*	251 446
52 98-04-02	*	322 314
52 98-04-03	*	171 074
52 98-04-04	*	429 752
52 98-04-05	*	562 19
52 98-04-06	*	512 81
52 98-04-07	*	404 132
52 98-04-08	F	793 595
52 98-04-09	*	572 727
52 98-04-10	*	521 901
52 98-04-11	*	114 339
52 98-04-12	*	549 38
52 98-04-13	*	411.983

52	98-04-14	*	519.215
52	98-04-15	*	602.893
52	98-04-16	*	617.769
52	98-04-17	*	610.331
52	98-04-18	*	610 95
52	98-04-19	*	608.264
52	98-04-20	*	612.397
52	98-04-21	*	614.876
52	98-04-22	*	352.893
52	98-04-23	*	271.488
52	98-04-24	*	476 24
52	98-04-25	*	576 86
52	98-04-26	*	594 628
52	98-04-27	*	616 116
52	98-04-28	*	614.876
52	98-04-29	*	580 992
52	98-04-30	*	522 107
52	98-05-01	*	167 149
52	98-05-02	*	280.579
52	98-05-03	*	481.198
52	98-05-04	*	408 264
52	98-05-05	*	400 826
52	98-05-06	*	471 074
52	98-05-07	*	449 38
52	98-05-08	*	188 43
52	98-05-09	*	655 165
52	98-05-10	*	641 116
52	98-05-11	*	252 066
52	98-05-12	*	146 901
52	98-05-13	*	532 438
52	98-05-14	*	519 215
52	98-05-15	*	258 884
52	98-05-16	*	538 43
52	98-05-17	*	689.05
52	98-05-18	*	689 463
52	98-05-19	*	690 289
52	98-05-20	*	649 793
52	98-05-21	*	686 364
52	98-05-22	*	693 182
52	98-05-23	*	667 149
52	98-05-24	*	666.736
52	98-05-25	*	497.107
52	98-05-26	*	687.81
52	98-05-27	*	647.727
52	98-05-28	*	154.132
52	98-05-29	*	670.041
52	98-05-30	*	696.694
52	98-05-31	*	592.149
52	98-06-01	*	614.669
52	98-06-02	*	695.455
52	98-06-03	*	263.636
52	98-06-04	*	685 95

52	98-06-05	*	474 174
52	98-06-06	*	211 157
52	98-06-07	*	355 579
52	98-06-08	*	498.76
52	98-06-09	*	634.917
52	98-06-10	*	245 041
52	98-06-11	*	408 678
52	98-06-12	*	551.859
52	98-06-13	*	661 777
52	98-06-14	*	678 512
52	98-06-15	*	667 562
52	98-06-16	*	247 934
52	98-06-17	*	672.934
52	98-06-18	*	680.372
52	98-06-19	*	179.339
52	98-06-20	*	518.802
52	98-06-21	*	657.231
52	98-06-22	*	650
52	98-06-23	*	364.256
52	98-06-24	*	514 876
52	98-06-25	*	547.314
52	98-06-26	*	696 074
52	98-06-27	*	653 926
52	98-06-28	*	586 777
52	98-06-29	*	679.339
52	98-06-30	*	688 017
52	98-07-01	*	702.686
52	98-07-02	*	668 595
52	98-07-03	*	625 826
52	98-07-04	*	516 736
52	98-07-05	*	616 116
52	98-07-06	*	670 041
52	98-07-07	*	678 512
52	98-07-08	*	652 479
52	98-07-09	*	625 413
52	98-07-10	*	682 025
52	98-07-11	*	680.165
52	98-07-12	*	690.702
52	98-07-13	*	682.645
52	98-07-14	*	25 723
52	98-07-15	*	718 595
52	98-07-16	*	701 033
52	98-07-17	*	696 488
52	98-07-18	*	668 595
52	98-07-19	*	668 595
52	98-07-20	*	641.322
52	98-07-21	*	507.438
52	98-07-22	*	551 033
52	98-07-23	*	278 512
52	98-07-24	*	385 331
52	98-07-25	*	619.628
52	98-07-26	*	644 628

52	98-07-27	*	659.504
52	98-07-28	*	657.645
52	98-07-29	*	600.62
52	98-07-30	*	581.405
52	98-07-31	*	662.397
52	98-08-01	*	659.298
52	98-08-02	*	654.132
52	98-08-03	*	652.893
52	98-08-04	*	639.876
52	98-08-05	*	633.264
52	98-08-06	*	576.653
52	98-08-07	*	608.471
52	98-08-08	*	623.141
52	98-08-09	*	629.132
52	98-08-10	*	622.934
52	98-08-11	*	608.884
52	98-08-12	*	598.554
52	98-08-13	*	601.653
52	98-08-14	*	556 818
52	98-08-15	*	590 289
52	98-08-16	*	436.983
52	98-08-17	*	578 926
52	98-08-18	*	610.331
52	98-08-19	*	605 992
52	98-08-20	*	603 926
52	98-08-21	*	603.306
52	98-08-22	*	609.711
52	98-08-23	*	611.364
52	98-08-24	*	550 826
52	98-08-25	*	461.777
52	98-08-26	*	565 289
52	98-08-27	*	565.702
52	98-08-28	*	569.422
52	98-08-29	H	556.612
52	98-08-30	H	548 14
52	98-08-31	*	539.876
52	98-09-01	*	543.595
52	98-09-02	*	538 43
52	98-09-03	*	521.901
52	98-09-04	*	150 62
52	98-09-05	*	462 603
52	98-09-06	*	527 066
52	98-09-07	*	502 686
52	98-09-08	*	410 744
52	98-09-09	*	428.926
52	98-09-10	*	59 525
52	98-09-11	*	541 736
52	98-09-12	*	528 719
52	98-09-13	*	470 041
52	98-09-14	*	400 62
52	98-09-15	*	415 702
52	98-09-16	*	474 174

52 98-09-17	*	490.909
52 98-09-18	*	516.942
52 98-09-19	*	522.314
52 98-09-20	*	302.066
52 98-09-21	*	335.331
52 98-09-22	*	225 62
52 98-09-23	*	372.521
52 98-09-24	*	403 926
52 98-09-25	*	409.917
52 98-09-26	*	167.769
52 98-09-27	*	474.38
52 98-09-28	*	413.636
52 98-09-29	*	296.281
52 98-09-30	*	372.727
52 98-10-01	*	274.587
52 98-10-02	*	444.422
52 98-10-03	*	452.686
52 98-10-04	*	446 694
52 98-10-05	*	450 62
52 98-10-06	*	431.612
52 98-10-07	*	439 463
52 98-10-08	*	436 57
52 98-10-09	*	424.793
52 98-10-10	*	428 719
52 98-10-11	*	426.653
52 98-10-12	*	289.05
52 98-10-13	*	400.826
52 98-10-14	*	392.562
52 98-10-15	*	396.488
52 98-10-16	*	398.141
52 98-10-17	*	398.347
52 98-10-18	*	386.157
52 98-10-19	*	358.471
52 98-10-20	*	384.711
52 98-10-21	*	368.182
52 98-10-22	F	517.562
52 98-10-23	*	317.975
52 98-10-24	*	136.818
52 98-10-25	*	369.215
52 98-10-26	*	354.132
52 98-10-27	*	316.736
52 98-10-28	*	271.694
52 98-10-29	*	309.711
52 98-10-30	*	346 694
52 98-10-31	*	343 802
52 98-11-01	*	334.711
52 98-11-02	*	333 471
52 98-11-03	*	329 545
52 98-11-04	*	318 388
52 98-11-05	*	294.835
52 98-11-06	*	320.661
52 98-11-07	*	77.521

52 98-11-08	*	222.727
52 98-11-09	*	326.859
52 98-11-10	*	253.512
52 98-11-11	*	220 455
52 98-11-12	*	309.504
52 98-11-13	*	305 165
52 98-11-14	*	308 058
52 98-11-15	*	290.083
52 98-11-16	*	204 339
52 98-11-17	*	302 066
52 98-11-18	*	291.529
52 98-11-19	*	294 628
52 98-11-20	*	291.942
52 98-11-21	*	279 545
52 98-11-22	*	221.488
52 98-11-23	*	127.851
52 98-11-24	*	259.917
52 98-11-25	F	406 612
52 98-11-26	*	276 859
52 98-11-27	*	74 669
52 98-11-28	*	61.818
52 98-11-29	*	118 595
52 98-11-30	*	45 124
52 98-12-01	*	113 636
52 98-12-02	*	241 942
52 98-12-03	*	105 909
52 98-12-04	*	136 818
52 98-12-05	*	247 521
52 98-12-06	*	260 95
52 98-12-07	*	258 678
52 98-12-08	*	247 727
52 98-12-09	*	257 025
52 98-12-10	*	255 579
52 98-12-11	H	235 124
52 98-12-12	*	244 835
52 98-12-13	*	241 529
52 98-12-14	*	259 298
52 98-12-15	*	255 785
52 98-12-16	*	255 579
52 98-12-17	*	251 653
52 98-12-18	*	53 554
52 98-12-19	*	117 521
52 98-12-20	*	91 384
52 98-12-21	*	248 967
52 98-12-22	*	250 413
52 98-12-23	*	254 545
52 98-12-24	*	253.512
52 98-12-25	*	250 413
52 98-12-26	*	211 57
52 98-12-27	*	246.074
52 98-12-28	*	248 14
52 98-12-29	*	245.248

52 98-12-30	F	323 967
52 98-12-31	*	253 719
52 99-01-01	*	261.777
52 99-01-02	*	267.562
52 99-01-03	*	267 149
52 99-01-04	*	254 752
52 99-01-05	*	243 182
52 99-01-06	*	267 769
52 99-01-07	*	259 917
52 99-01-08	*	270 661
52 99-01-09	*	275.207
52 99-01-10	*	240 702
52 99-01-11	*	241.736
52 99-01-12	*	267.975
52 99-01-13	*	268 802
52 99-01-14	*	219.215
52 99-01-15	*	232 025
52 99-01-16	*	271 074
52 99-01-17	*	272 934
52 99-01-18	*	115 248
52 99-01-19	*	57.748
52 99-01-20	*	91.983
52 99-01-21	*	280 372
52 99-01-22	*	287.19
52 99-01-23	*	52 645
52 99-01-24	*	102 231
52 99-01-25	*	240.702
52 99-01-26	*	126.012
52 99-01-27	F	463 636
52 99-01-28	*	312 603
52 99-01-29	*	294 628
52 99-01-30	*	142.417
52 99-01-31	*	224 587
52 99-02-01	*	321.694
52 99-02-02	*	330 579
52 99-02-03	*	328 512
52 99-02-04	*	156 818
52 99-02-05	*	211.57
52 99-02-06	*	157.851
52 99-02-07	*	68 698
52 99-02-08	*	92.955
52 99-02-09	*	93.368
52 99-02-10	*	344.835
52 99-02-11	*	365.289
52 99-02-12	*	343.595
52 99-02-13	*	253.512
52 99-02-14	*	242.562
52 99-02-15	*	335.331
52 99-02-16	*	239.05
52 99-02-17	*	311.364
52 99-02-18	*	250 62
52 99-02-19	*	382.231

52 99-02-20	*	294 835
52 99-02-21	*	387.19
52 99-02-22	*	397.727
52 99-02-23	*	403 099
52 99-02-24	F	563 223
52 99-02-25	*	332 438
52 99-02-26	*	402 273
52 99-02-27	*	388.636
52 99-02-28	*	392.562
52 99-03-01	*	406 818
52 99-03-02	*	425 413
52 99-03-03	*	203 719
52 99-03-04	*	437.603
52 99-03-05	*	433 884
52 99-03-06	*	160 537
52 99-03-07	*	427.273
52 99-03-08	*	333 264
52 99-03-09	*	425 826
52 99-03-10	*	398 967
52 99-03-11	*	396 901
52 99-03-12	*	453 719
52 99-03-13	*	413 223
52 99-03-14	*	441.116
52 99-03-15	*	87 252
52 99-03-16	*	245 661
52 99-03-17	*	468 388
52 99-03-18	*	77.769
52 99-03-19	*	64.091
52 99-03-20	*	139 504
52 99-03-21	*	386 157
52 99-03-22	*	394 421
52 99-03-23	*	438 017
52 99-03-24	F	714 05
52 99-03-25	*	330 165
52 99-03-26	*	515 909
52 99-03-27	*	576 446
52 99-03-28	*	572 107
52 99-03-29	*	576 86
52 99-03-30	*	555 578
52 99-03-31	*	393 182
52 99-04-01	*	520 868
52 99-04-02	*	596 281
52 99-04-03	*	436 57
52 99-04-04	*	614 463
52 99-04-05	*	227.479
52 99-04-06	*	429 132
52 99-04-07	*	382 645
52 99-04-08	*	247.727
52 99-04-09	*	603 926
52 99-04-10	*	472 314
52 99-04-11	*	143 306
52 99-04-12	*	607.231

52	99-04-13	*	589.05
52	99-04-14	F	804 752
52	99-04-15	*	564 876
52	99-04-16	*	558 884
52	99-04-17	*	565 702
52	99-04-18	*	588 843
52	99-04-19	*	575 413
52	99-04-20	*	563 843
52	99-04-21	*	597.521
52	99-04-22	*	484.917
52	99-04-23	*	585 331
52	99-04-24	*	545 455
52	99-04-25	*	542 769
52	99-04-26	*	591.322
52	99-04-27	*	585 124
52	99-04-28	*	600 413
52	99-04-29	*	577 066
52	99-04-30	*	479 752
52	99-05-01	*	590 909
52	99-05-02	*	508 058
52	99-05-03	*	374.793
52	99-05-04	*	631.198
52	99-05-05	*	621.694
52	99-05-06	*	602.273
52	99-05-07	*	624.174
52	99-05-08	*	625.826
52	99-05-09	*	627.686
52	99-05-10	*	613 223
52	99-05-11	*	615 496
52	99-05-12	*	624 587
52	99-05-13	*	649 587
52	99-05-14	*	646 488
52	99-05-15	*	644 628
52	99-05-16	*	648 141
52	99-05-17	*	641.529
52	99-05-18	*	594 008
52	99-05-19	*	633 884
52	99-05-20	*	510 95
52	99-05-21	*	635 331
52	99-05-22	*	468 595
52	99-05-23	*	283 264
52	99-05-24	H	601 859
52	99-05-25	*	564 05
52	99-05-26	*	579 545
52	99-05-27	*	268 595
52	99-05-28	*	455 785
52	99-05-29	*	370 455
52	99-05-30	*	578.512
52	99-05-31	*	579.132
52	99-06-01	*	373.347
52	99-06-02	*	180.165
52	99-06-03	*	670.868

52 99-06-04	*	435 537
52 99-06-05	*	602 479
52 99-06-06	*	654.339
52 99-06-07	*	694.835
52 99-06-08	*	693 182
52 99-06-09	*	698.967
52 99-06-10	*	683.264
52 99-06-11	*	627.893
52 99-06-12	*	645.868
52 99-06-13	*	678 512
52 99-06-14	*	644.835
52 99-06-15	*	636.57
52 99-06-16	*	660.124
52 99-06-17	*	627.479
52 99-06-18	*	632.645
52 99-06-19	*	654.959
52 99-06-20	*	566.942
52 99-06-21	*	557.438
52 99-06-22	*	625 826
52 99-06-23	F	839 463
52 99-06-24	*	614 256
52 99-06-25	*	665 703
52 99-06-26	*	644 628
52 99-06-27	*	631 818
52 99-06-28	*	660.331
52 99-06-29	*	237 19
52 99-06-30	*	618 182
52 99-07-01	*	561.364
52 99-07-02	*	405.372
52 99-07-03	*	594.628
52 99-07-04	*	660.124
52 99-07-05	*	654.959
52 99-07-06	*	636.57
52 99-07-07	*	648 554
52 99-07-08	*	277.479
52 99-07-09	*	628 719
52 99-07-10	*	545 868
52 99-07-11	*	614 463
52 99-07-12	*	599 174
52 99-07-13	*	578 512
52 99-07-14	*	612 19
52 99-07-15	*	537.19
52 99-07-16	*	532 851
52 99-07-17	*	641.322
52 99-07-18	*	617.975
52 99-07-19	*	639.463
52 99-07-20	*	665.909
52 99-07-21	*	690.496
52 99-07-22	*	616.322
52 99-07-23	*	612.603
52 99-07-24	*	670.248
52 99-07-25	*	667.562

52 99-07-26	*	577.893
52 99-07-27	*	549.793
52 99-07-28	*	646.901
52 99-07-29	*	759.504
52 99-07-30	*	631.818
52 99-07-31	*	625.826
52 99-08-01	*	628.512
52 99-08-02	*	614.876
52 99-08-03	*	618 388
52 99-08-04	*	601.033
52 99-08-05	*	370 868
52 99-08-06	*	324 587
52 99-08-07	*	535 95
52 99-08-08	*	493 595
52 99-08-09	*	448 967
52 99-08-10	*	405 372
52 99-08-11	*	599.793
52 99-08-12	*	599 174
52 99-08-13	*	602 893
52 99-08-14	*	589.669
52 99-08-15	*	590 702
52 99-08-16	*	582 438
52 99-08-17	*	565 083
52 99-08-18	*	577 893
52 99-08-19	*	589 669
52 99-08-20	*	587 19
52 99-08-21	*	573 554
52 99-08-22	*	573 76
52 99-08-23	*	563 43
52 99-08-24	*	590 083
52 99-08-25	*	559 298
52 99-08-26	*	254 339
52 99-08-27	*	541 736
52 99-08-28	*	533 058
52 99-08-29	*	548 554
52 99-08-30	*	543 595
52 99-08-31	*	559 711
52 99-09-01	*	547 934
52 99-09-02	*	541 529
52 99-09-03	*	511 777
52 99-09-04	*	504 752
52 99-09-05	*	498 347
52 99-09-06	*	419 835
52 99-09-07	*	445 868
52 99-09-08	*	456 405
52 99-09-09	*	446 694
52 99-09-10	*	484 298
52 99-09-11	*	455 165
52 99-09-12	*	472 727
52 99-09-13	*	455.372
52 99-09-14	*	486.364
52 99-09-15	*	428.099

52 99-09-16	*	410.95
52 99-09-17	*	157.231
52 99-09-18	*	196 901
52 99-09-19	*	255 579
52 99-09-20	*	478.719
52 99-09-21	*	366 736
52 99-09-22	*	204.959
52 99-09-23	*	420.455
52 99-09-24	*	406.612
52 99-09-25	*	418 802
52 99-09-26	*	429.339
52 99-09-27	*	441.529
52 99-09-28	*	417 562
52 99-09-29	*	448.14
52 99-09-30	*	441.116
52 99-10-01	*	444.008
52 99-10-02	*	406.818
52 99-10-03	*	424.38
52 99-10-04	*	422 521
52 99-10-05	*	424.38
52 99-10-06	*	410 95
52 99-10-07	*	428 099
52 99-10-08	*	423 141
52 99-10-09	*	418 388
52 99-10-10	*	424.38
52 99-10-11	*	436.364
52 99-10-12	*	423 967
52 99-10-13	*	403 306
52 99-10-14	*	146 694
52 99-10-15	*	350
52 99-10-16	*	384 298
52 99-10-17	*	343.802
52 99-10-18	*	359 504
52 99-10-19	*	373 76
52 99-10-20	*	363 017
52 99-10-21	*	372.314
52 99-10-22	*	344 215
52 99-10-23	*	355.372
52 99-10-24	*	362.19
52 99-10-25	*	343.182
52 99-10-26	*	309.504
52 99-10-27	*	330 992
52 99-10-28	*	316 322
52 99-10-29	*	353 306
52 99-10-30	*	349 174
52 99-10-31	*	294.835
52 99-11-01	*	327.066
52 99-11-02	*	355 372
52 99-11-03	*	350 413
52 99-11-04	*	333.884
52 99-11-05	*	224.587
52 99-11-06	*	244 421

52 99-11-07	*	134 69
52 99-11-08	*	264 256
52 99-11-09	*	316 736
52 99-11-10	*	305.992
52 99-11-11	*	313.017
52 99-11-12	*	314.669
52 99-11-13	*	258.058
52 99-11-14	*	232.438
52 99-11-15	*	297.521
52 99-11-16	*	136.591
52 99-11-17	*	294 215
52 99-11-18	*	285.537
52 99-11-19	*	148 76
52 99-11-20	*	279.545
52 99-11-21	*	232.851
52 99-11-22	*	291.529
52 99-11-23	*	271.901
52 99-11-24	*	255 165
52 99-11-25	*	266 322
52 99-11-26	*	233 471
52 99-11-27	*	262 81
52 99-11-28	*	258 058
52 99-11-29	*	182 025
52 99-11-30	*	142 727
52 99-12-01	*	264.256
52 99-12-02	*	262 603
52 99-12-03	*	261.364
52 99-12-04	*	261 157
52 99-12-05	*	254 752
52 99-12-06	*	256 818
52 99-12-07	*	240 083
52 99-12-08	*	250 413
52 99-12-09	*	91.983
52 99-12-10	*	291 736
52 99-12-11	*	260.95
52 99-12-12	*	244 628
52 99-12-13	*	187.19
52 99-12-14	*	249 174
52 99-12-15	*	256 405
52 99-12-16	*	265 496
52 99-12-17	*	258.884
52 99-12-18	*	261.157
52 99-12-19	*	264.05
52 99-12-20	*	262 81
52 99-12-21	F	316.942
52 99-12-22	*	269.628
52 99-12-23	*	276.653
52 99-12-24	*	277.893
52 99-12-25	*	241.322
52 99-12-26	*	274.587
52 99-12-27	*	278.306
52 99-12-28	*	275 62

52 99-12-29	*	288 017
52 99-12-30	*	219 215
52 99-12-31	*	234 091

ATTACHMENT

6-2

Monthly Weather Data for Station # 52 San Luis Obispo CIMIS Project
in Region -CCV- Central Coast/Valley

DATE	ETo in.	PRECIP in.	SOLAR RAD Ly/dy	VAPOR AVE mBars	AIR TEMP. MAX --Fahrenheit--	MIN	AVE	REL. HUM. MAX -----%-----	MIN	AVE	DEW PT F	WIND AVE mph	WIND RUN mi	AVE SOIL F
MAY 86	5.02	0.28	619	12.3	72	50	57	97	53	75	50	4.2	100	284
JUN 86	4.84	0.12	630	13.8	180	51	62	93	59	76	53	4.2	101	73
JUL 86	5.43	1.06	607	14.7	76	53	62	91	59	77	55	3.4	83	74
AUG 86	5.28	0.31	571	14.6	78	54	62	89	57	76	55	3.2	76	74
SEP 86	4.31	1.42	434	13.3	72	51	60	88	57	77	52	3.2	76	69
OCT 86	3.93	0.08	339	11.7	76	50	61	84	47	66	48	3.0	78	65
NOV 86	3.33	0.39	281	8.6	75	48	59	73	30	51	40	5.1	122	58
DEC 86	2.15	1.65	210	8.4	66	41	52	81	42	64	40	3.7	88	52
------ TOTALS AND AVERAGES ------														
1986	39.45	5.55	455	12.1	84	52	58	88	51	70	49	3.7	92	297
JAN 87	2.71	2.56	244	7.4	62	39	50	78	40	59	35	5.0	120	50
FEB 87	2.75	3.03	300	8.2	66	43	53	77	39	59	38	4.3	103	54
MAR 87	3.72	4.96	383	8.6	65	42	53	79	45	64	40	4.0	96	55
APR 87	5.37	0.20	540	8.4	74	48	59	67	37	51	39	4.7	112	64
MAY 87	5.73	0.20	513	9.7	72	51	59	71	41	56	43	4.7	113	66
JUN 87	6.23	0.08	604	12.9	74	52	61	90	54	73	51	5.0	119	68
JUL 87	5.92	0.24	593	14.7	74	52	***	95	59	79	55	4.9	117	68
AUG 87	5.33	0.16	516	15.1	76	54	62	92	60	79	56	4.3	104	69
SEP 87	4.61	0.08	447	14.7	77	53	62	93	56	77	55	4.1	99	67
OCT 87	3.42	4.29	289	14.3	76	55	64	88	60	75	54	3.9	94	65
NOV 87	2.39	1.34	253	11.5	67	48	56	88	58	74	48	5.3	126	58
DEC 87	1.90	5.08	188	9.2	59	41	50	88	56	73	41	4.7	114	52
------ TOTALS AND AVERAGES ------														
1987	50.08	22.20	404	11.2	70	48	7	84	50	68	46	4.6	110	61
JAN 88	2.26	2.95	221	9.1	64	41	52	89	50	70	42	4.7	112	51
FEB 88	3.80	3.75	326	8.5	72	47	58	75	36	54	39	5.5	131	54
MAR 88	5.33	0.08	478	8.3	72	46	58	81	34	53	39	6.3	151	58
APR 88	4.92	3.43	483	10.2	70	47	57	85	47	66	44	5.1	122	62
MAY 88	6.39	0.31	625	11.6	72	46	58	89	47	68	47	5.4	128	65
JUN 88	6.04	0.20	610	[illegible]	74	50	60	91	54	73	51	5.0	119	69
JUL 88	6.43	0.04	646	[illegible]	80	54	64	96	57	79	57	4.5	107	74
AUG 88	5.84	128.93	562	14.4	76	49	61	94	60	80	54	4.5	108	73
SEP 88	4.80	193.15	480	[illegible]	71	44	57	88	58	72	47	4.1	99	69
OCT 88	3.59	0.76	330	[illegible]	74	53	61	94	60	79	53	3.9	94	65
NOV 88	2.76	0.18	257	[illegible]	[illegible]	49	60	93	51	73	51	5.1	123	59
DEC 88	2.27	6.97	198	[illegible]	72	47	57	86	46	67	44	4.2	100	52
------ TOTALS AND AVERAGES ------														
1988	54.43	340.75	435	[illegible]	73	48	59	89	50	70	48	4.8	116	63
JAN 89	2.62	0.98	267	[illegible]	69	48	58	87	41	66	45	5.1	122	49
FEB 89	2.17	1.73	276	5[illegible]	90	***	***	86	52	75	50	4.3	104	52
MAR 89	3.66	2.09	397	******	115	***	***	91	59	78	60	4.9	118	60
APR 89	4.84	0.63	500	[illegible]	74	48	60	86	54	71	50	4.8	115	65
MAY 89	5.82	0.08	587	[illegible]	72	47	58	91	56	74	49	5.1	123	67
JUN 89	6.13	0.00	611	[illegible]	76	52	63	89	53	69	52	4.8	116	70

Ly/day/2.065=W/sq.m in.*25.4=mm (F-32)*5/9=c mph*.447=m/s mBars*.1=kPa

Monthly Weather Data for Station # 52 San Luis Obispo CIMIS Project
in Region -CCV- Central Coast/Valley

DATE	ETo in.	PRECIP in.	SOLAR RAD Ly/dy	VAPOR AVE mBars	AIR TEMP. MAX --Fahrenheit--	MIN	AVE	REL. HUM. MAX -----%-----	MIN	AVE	DEW PT F	WIND AVE mph	WIND RUN mi	AVE SOIL F
JUL 89	7.06	0.00	674	14.9	82	55	67	90	46	68	55	4.5	107	74
AUG 89	5.68	0.00	559	17.3	78	57	66	91	57	78	59	4.3	104	72
SEP 89	4.72	1.65	474	******	173	***	***	93	56	82	67	4.2	100	69
OCT 89	3.95	1.81	351	******	160	***	***	86	46	59	52	4.4	105	65
NOV 89	3.38	0.55	296	******	122	***	***	76	36	55	47	4.4	107	60
DEC 89	2.61	0.00	233	8.6	79	39	57	74	28	53	38	3.5	83	53
------ TOTALS AND AVERAGES ------														
1989	52.64	9.53	4366	917.6	99	***	***	87	49	69	51	4.5	109	63
JAN 90	2.44	3.27	2519	045.5	123	***	***	83	46	62	45	4.8	116	52
FEB 90	2.74	3.03	309	******	138	***	***	87	47	65	41	4.9	118	52
MAR 90	3.51	0.63	388	******	97	***	***	98	59	80	48	4.6	111	58
APR 90	4.78	0.39	511	12.9	72	49	59	97	54	75	51	4.9	118	65
MAY 90	5.57	1.54	581	10.5	69	48	57	89	42	65	45	4.8	115	67
JUN 90	6.97	0.00	680	12.0	78	51	63	91	38	63	49	5.2	125	71
JUL 90	6.66	1.73	662	14.7	79	55	64	94	48	72	55	4.6	109	74
AUG 90	6.20	0.04	588	13.5	78	56	64	88	42	65	53	4.5	108	73
SEP 90	5.32	0.59	516	12.9	80	54	65	88	40	63	51	4.4	105	70
OCT 90	4.54	0.00	400	10.9	79	52	63	82	34	57	46	4.0	96	65
NOV 90	3.40	0.39	291	7.5	72	47	58	67	30	46	36	5.0	120	***
DEC 90	2.66	0.51	257	5.7	62	38	49	65	33	48	29	4.8	114	***
------ TOTALS AND AVERAGES ------														
1990	54.80	12.13	4533	846.1	85	***	***	86	43	63	46	4.7	113	***
JAN 91	2.30	0.71	253	8.5	64	42	52	83	44	65	40	4.1	98	***
FEB 91	2.88	3.62	312	9.3	70	46	56	81	40	62	43	4.3	103	57
MAR 91	3.31	12.36	356	7.8	59	43	51	77	44	61	38	4.6	110	56
APR 91	5.55	0.39	572	9.4	67	47	56	80	45	62	43	5.7	138	62
MAY 91	6.02	0.00	651	9.9	67	45	55	86	51	68	44	5.0	120	66
JUN 91	5.39	0.79	591	12.1	70	47	58	90	56	74	50	4.3	104	69
JUL 91	5.75	0.00	595	14.9	75	53	62	94	60	79	55	4.3	103	71
AUG 91	5.38	0.04	519	14.0	77	51	62	89	52	72	53	4.7	114	70
SEP 91	4.76	0.00	476	13.1	79	51	63	80	48	67	52	3.8	91	70
OCT 91	4.01	0.59	354	12.3	80	***	***	76	41	60	49	3.6	85	66
NOV 91	3.83	0.75	302	6.6	73	48	60	55	23	36	33	4.9	117	59
DEC 91	2.43	4.21	221	7.0	66	41	53	67	35	51	34	3.6	86	52
------ TOTALS AND AVERAGES ------														
1991	51.60	23.46	434	10.4	71	12	23	80	45	63	44	4.4	106	28
JAN 92	2.73	3.50	243	7.9	66	44	54	70	40	55	38	4.5	108	52
FEB 92	2.60	10.04	270	9.5	67	48	57	72	46	61	43	3.8	90	56
MAR 92	3.11	3.27	322	9.6	64	48	56	73	49	63	43	3.6	86	59
APR 92	6.02	0.04	573	10.8	75	52	62	73	44	57	46	4.7	113	65
MAY 92	5.51	1.34	529	11.4	73	53	61	73	49	62	48	3.9	94	68
JUN 92	6.11	1.85	597	11.7	72	54	62	73	49	61	49	4.5	109	68
JUL 92	6.27	0.35	586	13.9	79	56	65	75	52	64	53	3.9	95	73
AUG 92	6.44	0.04	590	12.4	82	53	65	76	42	60	50	3.8	92	72

Ly/day/2.065=W/sq.m in.*25.4=mm (F-32)*5/9=c mph*.447=m/s mBars*.1=kPa

Monthly Weather Data for Station # 52 San Luis Obispo CIMIS Project
in Region -CCV- Central Coast/Valley

DATE	ETo in.	PRECIP in.	SOLAR RAD Ly/dy	VAPOR AVE mBars	AIR TEMP. MAX --Fahrenheit--	MIN	AVE	REL. HUM. MAX -----%-----	MIN	AVE	DEW PT F	WIND AVE mph	WIND RUN mi	AVE SOIL F
SEP 92	4.79	0.00	489	13.7	80	53	63	95	44	71	53	3.9	94	69
OCT 92	3.47	1.30	341	13.3	76	52	63	93	45	69	52	3.6	85	65
NOV 92	3.00	0.00	287	9.4	72	48	59	77	37	55	42	4.4	105	59
DEC 92	1.81	5.59	221	8.7	63	41	50	90	49	70	40	3.8	91	52
TOTALS AND AVERAGES														
1992	51.86	27.32	421	11.0	72	50	60	78	45	62	46	4.0	97	63
JAN 93	1.69	10.79	207	10.0	62	43	52	92	55	74	43	4.0	96	52
FEB 93	1.87	8.78	256	9.7	61	44	52	89	52	73	44	3.7	88	54
MAR 93	3.69	3.46	406	11.6	68	48	57	92	53	74	48	4.2	102	59
APR 93	5.85	0.28	600	10.2	71	48	58	86	43	62	45	5.7	137	63
MAY 93	6.09	0.20	626	12.4	73	50	61	90	48	68	50	4.5	107	68
JUN 93	6.94	0.20	677	12.9	79	53	65	88	42	63	51	4.7	113	71
JUL 93	5.69	0.00	597	14.5	75	53	63	93	54	75	54	3.8	91	71
AUG 93	5.81	0.28	607	14.9	78	54	64	94	51	74	55	3.9	94	72
SEP 93	4.71	0.00	503	13.5	78	52	63	92	46	70	52	3.8	92	69
OCT 93	3.73	0.24	380	13.1	76	52	62	88	46	69	52	3.6	86	65
NOV 93	2.61	2.01	270	9.2	70	45	57	81	37	59	42	3.7	88	57
DEC 93	2.27	2.17	236	8.0	65	42	53	82	39	60	38	3.8	90	52
TOTALS AND AVERAGES														
1993	50.94	28.39	448	11.7	71	49	59	89	47	68	48	4.1	99	63
JAN 94	2.36	2.91	268	8.3	67	41	53	83	37	62	39	3.8	91	52
FEB 94	2.31	6.14	303	8.8	62	42	52	87	46	67	41	4.0	95	53
MAR 94	4.03	1.46	445	10.5	68	47	57	88	48	67	46	4.2	101	59
APR 94	4.80	1.46	547	10.8	67	47	56	89	52	71	46	4.5	107	62
MAY 94	5.21	0.79	575	11.5	68	48	57	88	54	72	48	4.2	100	65
JUN 94	6.89	0.00	714	12.1	78	50	62	87	44	64	50	4.9	117	69
JUL 94	6.02	0.00	633	13.2	73	53	60	87	56	75	52	4.3	103	71
AUG 94	6.10	0.20	593	14.5	80	53	65	86	49	70	54	4.0	95	72
SEP 94	4.38	3.11	457	13.9	77	53	62	86	53	73	53	3.9	94	68
OCT 94	3.82	0.91	367	12.0	75	49	60	80	50	67	49	4.0	96	63
NOV 94	2.43	2.60	273	8.0	63	42	52	70	48	61	38	4.0	96	55
DEC 94	1.90	1.10	202	8.2	62	42	51	71	54	65	39	3.7	89	52
TOTALS AND AVERAGES														
1994	50.26	20.67	449	11.0	70	47	57	83	49	68	46	4.1	99	62
JAN 95	1.34	16.22	136	9.2	60	46	53	70	60	67	42	3.2	76	54
FEB 95	2.36	2.56	252	9.8	66	49	57	69	50	62	44	3.7	89	58
MAR 95	3.52	18.66	353	9.6	66	48	56	68	53	62	43	4.0	96	59
APR 95	4.52	1.14	470	9.5	68	46	56	68	51	62	43	4.1	99	62
MAY 95	4.54	0.59	468	9.8	66	50	56	68	56	64	44	4.0	96	64
JUN 95	6.02	0.79	604	11.3	73	52	61	67	53	62	48	4.3	103	71
JUL 95	6.87	0.00	632	13.1	79	55	65	67	53	62	52	3.8	92	74
AUG 95	6.41	0.00	589	12.3	80	54	64	66	50	61	50	3.9	94	74
SEP 95	5.21	0.08	485	11.0	78	54	64	61	47	60	49	3.8	90	70
OCT 95	4.07	0.00	367	12.7	78	53	64	67	55	63	51	3.8	92	66

Ly/day/2.065=W/sq.m in.*25.4=mm (F-32)*5/9=c mph*.447=m/s mBars*.1=kPa

Monthly Weather Data for Station # 52 San Luis Obispo CIMIS Project
in Region -CCV- Central Coast/Valley

DATE	ETo in.	PRECIP in.	SOLAR RAD Ly/dy	VAPOR AVE mBars	AIR TEMP. MAX --Fahrenheit--	MIN	AVE	REL. HUM. MAX -----%-----	MIN	AVE	DEW PT F	WIND AVE mph	WIND RUN mi	AVE SOIL F
NOV 95	2.69	0.00	270	12.4	75	50	61	67	64	67	50	4.0	95	62
DEC 95	1.97	3.82	195	9.9	65	46	55	67	64	66	44	3.8	91	56
TOTALS AND AVERAGES														
1995	49.52	43.86	402	10.9	71	50	59	67	55	63	47	3.9	93	64
JAN 96	2.09	6.10	229	9.4	65	44	53	67	64	67	43	3.8	92	54
FEB 96	1.93	7.20	218	10.0	64	48	55	66	64	66	44	3.0	73	57
MAR 96	3.83	0.04	404	10.2	66	46	55	67	65	68	45	3.7	88	58
APR 96	5.37	1.89	533	13.0	73	50	61	68	66	69	51	4.7	114	62
MAY 96	6.12	1.02	616	12.9	74	50	61	69	66	69	51	4.3	104	66
JUN 96	6.17	0.00	639	13.2	76	51	62	68	66	69	50	4.0	97	69
JUL 96	6.72	0.00	659	14.3	79	54	64	68	66	70	54	3.9	93	71
AUG 96	6.11	0.00	609	14.3	79	53	64	68	66	70	54	3.8	91	70
SEP 96	4.60	0.04	466	13.5	76	52	62	69	67	70	52	3.8	92	67
OCT 96	3.88	6.10	373	14.0	76	50	62	72	69	73	53	4.3	104	63
NOV 96	2.16	4.45	239	11.6	68	49	58	71	68	71	48	4.0	95	58
DEC 96	1.68	11.18	177	10.0	63	47	54	70	66	69	45	3.9	94	55
TOTALS AND AVERAGES														
1996	50.68	38.03	431	12.2	72	49	59	69	66	69	49	3.9	95	62
JAN 97	1.65	13.86	187	9.9	62	45	53	71	69	71	44	3.6	86	54
FEB 97	2.65	1.18	350	10.3	65	44	54	72	70	73	45	4.5	107	55
MAR 97	3.95	0.00	424	12.1	70	47	57	72	70	73	49	4.6	111	58
APR 97	5.28	0.04	577	11.8	71	46	57	72	70	73	49	4.5	108	61
MAY 97	6.64	0.16	650	15.6	80	53	65	72	70	73	54	4.7	112	67
JUN 97	6.21	0.00	675	13.4	74	51	61	71	70	72	52	4.0	96	70
JUL 97	6.06	0.00	596	14.4	76	55	63	71	69	72	54	4.1	98	71
AUG 97	6.14	0.24	532	16.1	83	59	69	65	63	66	56	3.9	94	71
SEP 97	5.54	0.00	491	15.3	87	59	71	58	55	59	56	3.7	90	70
OCT 97	4.71	0.00	371	11.9	81	54	66	52	49	52	48	4.0	96	64
NOV 97	2.45	4.92	224	10.6	73	52	61	56	53	56	45	2.8	68	60
DEC 97	1.65	4.92	207	11.1	65	44	54	76	74	77	47	3.5	84	53
TOTALS AND AVERAGES														
1997	52.93	25.31	440	12.7	74	51	61	67	65	68	50	4.0	96	63
JAN 98	1.73	6.85	202	10.8	64	46	55	74	71	74	47	3.1	75	55
FEB 98	1.70	15.75	222	10.1	62	45	54	72	70	72	45	3.4	81	55
MAR 98	3.64	4.96	373	8.2	64	46	55	57	54	56	38	3.8	90	58
APR 98	4.58	2.40	501	9.1	65	44	54	62	59	62	41	3.9	94	60
MAY 98	5.15	2.32	509	9.3	68	48	58	58	55	58	42	3.8	92	65
JUN 98	5.70	0.67	533	9.6	73	54	62	50	48	50	43	3.8	91	68
JUL 98	7.29	0.00	605	11.9	82	57	67	50	48	51	47	3.8	91	74
AUG 98	7.07	0.00	589	12.6	87	59	69	49	47	51	50	3.5	84	74
SEP 98	4.97	0.35	409	11.1	81	57	67	48	45	48	47	3.2	76	71
OCT 98	4.47	0.39	378	10.2	80	50	63	50	47	50	45	3.6	87	64
NOV 98	2.80	2.48	250	8.0	71	47	58	49	46	49	39	3.7	88	58
DEC 98	2.64	0.63	223	6.8	65	41	53	49	46	49	34	4.3	104	52

Ly/day/2.065=W/sq.m in.*25.4=mm (F-32)*5/9=c mph*.447=m/s mBars*.1=kPa

Monthly Weather Data for Station # 52 San Luis Obispo CIMIS Project
in Region -CCV- Central Coast/Valley

DATE	ETo in.	PRECIP in.	SOLAR RAD Ly/dy	VAPOR AVE mBars	AIR TEMP. MAX --Fahrenheit--	AIR TEMP. MIN	AIR TEMP. AVE	REL. HUM. MAX -----%-----	REL. HUM. MIN	REL. HUM. AVE	DEW PT F	WIND AVE mph	WIND RUN mi	AVE SOIL F
------ TOTALS AND AVERAGES ------														
1998	51.72	36.81	401	9.8	72	50	60	56	53	56	43	3.7	88	63
JAN 99	3.00	3.86	231	4.0	65	42	53	29	26	29	21	3.6	88	53
FEB 99	3.33	2.36	300	3.5	62	42	52	27	25	27	18	4.2	100	53
MAR 99	3.85	1.81	384	4.6	60	42	50	36	33	36	23	3.0	71	55
APR 99	4.45	0.00	523	8.8	64	41	53	64	62	64	41	2.7	66	59
MAY 99	5.45	0.00	562	9.3	66	45	55	63	61	63	43	4.4	105	63
JUN 99	5.78	0.00	605	9.7	70	47	57	62	58	62	44	4.1	98	68
JUL 99	6.69	0.00	603	10.3	75	52	63	52	49	52	45	4.1	99	72
AUG 99	6.19	0.00	541	10.4	80	54	64	52	48	52	46	3.9	93	70
SEP 99	4.82	0.00	422	9.4	78	53	63	48	45	48	43	3.3	80	70
OCT 99	4.48	0.00	372	10.7	82	53	65	49	46	50	44	3.4	81	67
NOV 99	2.83	0.00	260	8.4	72	49	59	49	46	49	40	3.3	79	59
DEC 99	2.99	0.00	255	7.9	71	46	58	48	45	48	38	4.3	102	52
------ TOTALS AND AVERAGES ------														
1999	53.85	8.03	422	8.1	71	47	58	48	45	48	37	3.7	89	62

Ly/day/2.065=W/sq.m in.*25.4=mm (F-32)*5/9=c mph*.447=m/s mBars*.1=kPa

ATTACHMENT

15-1

NUCLEAR POWER GENERATION
CF3.ID4
ATTACHMENT 7.2

TITLE: DESIGN CALCULATION COVER SHEET

Unit(s): 1 & 2

File No.:

Responsible Group: PTEB

Calculation No.: M-1046

No. of Pages 5

Design Calculation YES ☒ NO ☐

Quality Classification G

Structure, System or Component: DRY CASK STORAGE UNITS

Subject: DETERMINE THE MINIMUM REQUIRED SEPARATION DISTANCE BETWEEN GASOLINE STORAGE TANKS AND THE FUEL CASKS

Electronic calculation YES ☐ NO ☒

Computer Model	Computer ID	Program Location	Date of Last Change

Registered Engineer Stamp: Complete A or B

A. Insert PE Stamp or Seal Below	B. Insert stamp directing to the PE stamp or seal
REGISTERED PROFESSIONAL ENGINEER STEPHEN P. BAKER No. 27135 MECHANICAL STATE OF CALIFORNIA Expiration Date: 6/30/03	

NOTE 1: Update DCI promptly after approval.

NOTE 2: Forward electronic calculation file to CCTG for uploading to EDMS.

TITLE: DESIGN CALCULATION COVER SHEET

RECORD OF REVISIONS

CALC No. M-1046

Rev No.	Status	Reason for Revision	Prepared By:	LBIE Screen	LBIE	Check Method*	LBIE Approval		Checked	Supervisor	Registered Engineer
		Remarks	Initials/ LAN ID/ Date	Yes/ No/ NA	Yes/ No/ NA		PSRC Mtg. No.	PSRC Mtg. Date	Initials/ LAN ID/ Date	Initials/ LAN ID/ Date	Signature/ LAN ID/ Date
0	F	NEW CALCULATION	AR SPB8 1/26/01	☒ Yes ☐ No ☐ NA	☐ Yes ☒ No ☐ NA	☒ A ☐ B ☐ C			DJH DJH1 1-26-01	LLF LLF3 1/30/01	[signature] SPB8 1/26/01
				☐ Yes ☐ No ☐ NA	☐ Yes ☐ No ☐ NA	☐ A ☐ B ☐ C					
				☐ Yes ☐ No ☐ NA	☐ Yes ☐ No ☐ NA	☐ A ☐ B ☐ C					
				☐ Yes ☐ No ☐ NA	☐ Yes ☐ No ☐ NA	☐ A ☐ B ☐ C					
				☐ Yes ☐ No ☐ NA	☐ Yes ☐ No ☐ NA	☐ A ☐ B ☐ C					

*Check Method: A: Detailed Check, B: Alternate Method (note added pages), C: Critical Point Check

Licensing Basis Impact Evaluation Screen

1 - BASIC INFORMATION

REFERENCE DOCUMENT NO.: M-1046	DOC. REV. NO.: 0
REFERENCE DOCUMENT TITLE: Minimum distance between gas truck and cask	
SPONSORING ORGANIZATION: PTEB	SPONSOR (PRINT LAST NAME): BAKER

2 - DESCRIPTION

Calculation M-1046 determines the minimum separation distance between gas tanks with different amounts of fuel and the fuel casks in order to maintain the overpressur resulting from detonation below 10 psi.

3 - SCREENING FOR CHANGES REQUIRING PRIOR REGULATORY APPROVAL

3.1 SECTION 1: Screen for Changes to the Operating License

Does this activity or CTE involve a change to the Facility Operating License (OL), including OL Attachments (Technical Specifications, Environmental Protection Plan and Antitrust Conditions)? ☐ Y ☒ N

If "yes," contact Regulatory Services. A license amendment must be received from the NRC before an activity or CTE impacting the OL is implemented.

3.2 SECTION 2: Screen for Regulatory Commitments and Obligations

a) Does this activity or CTE impact a regulatory commitment or obligation contained in the PCD? ☐ Y ☒ N

If "yes," process the change in accordance with XI4.ID2.
If "no," skip the next question.

b) According to XI4.ID2, does the activity or CTE impact an obligation that requires prior NRC approval? ☐ Y ☐ N

If "yes," contact Regulatory Services. NRC approval must be received before an activity or CTE impacting the obligation is implemented.

4 - SCREENING FOR DETERMINING THE NEED FOR AN LBIE

4.1 SECTION 1: 10 CFR 50.59 Safety Evaluation Screen

a) Does this activity or CTE involve a change to the facility design, function, or method of performing the function as described in the SAR, including text, tables, and figures? ☐ Y ☒ N

b) Does this activity or CTE involve a change to procedures, system operation, or administrative control over plant activities as described in the SAR (except Chapter 17 of the updated FSAR), including text, tables, and figures? ☐ Y ☒ N

c) Does this activity or CTE result in a test, experiment, condition, or configuration that might affect safe operation of the plant but was not anticipated, described, or evaluated in the SAR? ☐ Y ☒ N

d) Does this activity or CTE rely on a vendor safety evaluation which has not been reviewed by the PSRC? ☐ Y ☒ N

A "yes" response to any of the Section 1 questions requires Attachment 8.3, Form 69-20173, "LBIE - Section 1 - 10 CFR 50.59 Safety" to be completed.

REFERENCE DOCUMENT NO.: M-1046	DOC. REV. NO.: 0

4.2 SECTION 2: Fire Protection Program Screen

Does the activity or CTE involve a change to the Fire Protection Program as described in FSAR Update Chapter 9.5? ☐ Y ☒ N

A "yes" response to Section 2 questions requires Attachment 8.4, Form 69-20174, "LBIE - Section 2 - Fire Protection Program" to be completed.

4.3 SECTION 3: Quality Assurance Program Screen

Does the activity or CTE involve a change to the Quality Assurance Program as described in FSAR Update Chapter 17? ☐ Y ☒ N

A "yes" response to Section 3 requires Attachment 8.5, Form 69-20175, "LBIE - Section 3 - Quality Assurance Program" to be completed.

4.4 SECTION 4: Environmental Protection Screen

a) Does this activity or CTE have a potential effect on the environment on the basis of Appendix 7.3? If "no," skip the next question and signature. ☐ Y ☒ N

b) If "yes," does the activity or CTE result in a noncompliance with the Environmental Protection Plan or create a situation that may be adverse to the environment? ☐ Y ☐ N

A "yes" response to question b) requires Attachment 8.6, Form 69-20176, "LBIE - Section 4 - Environmental Protection" to be completed.

ENVIRONMENTAL REVIEWER SIGNATURE	DATE	PRINT LAST NAME

4.5 SECTION 5: Emergency Plan Screen

a) Does the Emergency Plan (EP) require review on the basis of Appendix 7.4? If "no," skip the next question and signature. ☐ Y ☒ N

b) If "yes," does the activity or CTE result in a change to the EP? ☐ Y ☐ N

A "yes" response to question b) requires Attachment 8.7, Form 69-20177, "LBIE - Section 5 - Emergency Plan" to be completed.

EMERGENCY PLAN REVIEWER SIGNATURE	DATE	PRINT LAST NAME

4.6 SECTION 6: Security Plans Screen

a) Do any of the security plans (PSP, SCP, STQP) require review on the basis of Appendix 7.5? If "no", skip the next question and signature. ☐ Y ☒ N

b) If "yes", does the activity or CTE result in a change to a security plan? If so, document in the "Remarks" section which plan(s). ☐ Y ☐ N

A "yes" response to question b) requires Attachment 8.8, Form 69-20178, "LBIE - Section 6 - Security Plan" to be completed.

SECURITY PLAN REVIEWER SIGNATURE	DATE	PRINT LAST NAME

REFERENCE DOCUMENT NO.: M-1046	DOC. REV. NO.: 0

5 - REMARKS

This calculation determines the safe separation distance between a fuel source and the spent fuel cask in order to maintain the overpressure on the cask from detonation of the fuel below 10 psi. This calculation has no impact on the Security Plan, EP Plan, QA Program, Fire Protection Program, or Environmental Protaection Program.

6 - REFERENCES/ATTACHMENTS

6.1 References

Calculation M-1046

6.2 Attachments

None

7 - SCREEN CONCLUSIONS

Based upon the above criteria, I have determined that an LBIE: ☐ is required. ☒ is not required.

PREPARER SIGNATURE	DATE	PRINT LAST NAME
Stephen Baker	1/26/01	BAKER

Based upon my independent technical review, I concur with the above conclusion:

David Hampshire	1-26-01	HAMPSHIRE

SUBJECT: Minimum separation between fuel tanks and storage casks

Made By: Steve Baker **Date** 1/26/01 **Checked By.** Dave Hampshire **Date:** 1-26-01

Purpose:

This calculation will evaluate the explosion potential for a gasoline delivery truck containing 4,000, 2,000, 1,000, and 500 gallons of gasoline, and determine the minimum separation distance between the truck and the HI-STORM cask system that will limit the overpressure to 10 psi (ref 4).

Assumptions:

1. All evaluations of the effects of flammable liquid explosions are performed assuming that 100% of the liquid has been vaporized and mixed with air between the upper and lower flammability limits.
2. All elevation differences between the explosion hazard and the casks are neglected.
3. No credit for partial shielding between the casks and the location of the explosion is considered.
4. The amount of fuel contained in the trucks at any given time is assumed to be enveloped by the calculations for 4,000, 2,000, 1,000, and 500 gallons.

Design Inputs:

1. The scaled ground distance, Z_g, was taken from Figure 2-15 (positive shockwave parameters for a hemispherical TNT explosion on the surface at sea level) ARMY TM 5-1300 (ref 1).
2. The properties of gasoline were obtained from Tables 7.1.11, and 7.1.12 in chapter 7 of Marks Standard Handbook (ref 3).
3. The maximum allowed cask over pressure was taken from reference 4.
4. The heating value (HV) was taken from Calculation M-824

METHOD:

The method and equations used in this calculation are based on the techniques developed in ARMY TM 5-1300 - Structures to Resist the Effects of Accidental Explosions, November 1990 (ref 1)

SUBJECT: Minimum separation between fuel tanks and storage casks

Made By: Steve Baker **Date** 1/26/01 **Checked By:** Dave Hampshire **Date:** 1-26-01

ACCEPTANCE CRITERIA:

There is no specific acceptance criteria associated with this calculation. This calculation determines the distance required to maintain the overpressure between the casks and the explosion at less than 10 psi.

CALCULATION:

The magnitude of the overpressure that acts on a cask system is a function of the calorific energy released and the distance between the cask and the explosion. This energy is calculated using the following formula:

E = m x HV x Y (ref 1)

Where;
E is the detonation energy
m is the mass of material
HV is the material heating value
Y is an explosive yield factor

The use of the explosive yield factor recognizes that only a relatively small percentage of the total heat energy is released by detonation. The remaining heat energy is released during normal combustion subsequent to the detonation and does not contribute to the overpressure. Explosive yield factors for hydrocarbon vapor clouds in air are typically between 0.03 and 0.06 (ref 6). To be conservative, 0.06 is used in this calculation.

1) For a 4,000 gal tank;

m = 4,000 gal x 6.160 lb/gal = 24,640 lbs HV = 20,155 btu/lb (ref 5)
E = 24,640 lb x 20,155 btu/lb x .06 = 29,797,152 btus

It is standard practice to convert the detonation energy into equivalent weights of trinitrotoluene (TNT) (ref 1).

$W_{tnt} = E/E_{tnt}$

SUBJECT: Minimum separation between fuel tanks and storage casks

Made By: Steve Baker **Date** 1/26/01 **Checked By:** Dave Hampshire **Date:** 1-26-01

Where;
W_{tnt} is the equivalent weight of TNT
E_{tnt} is the detonation energy of TNT = 1.97 E+06 ft-lb/lb x .001285 btu/ft-lb (ref 2) = 2531.5 btus/lbs-TNT

W_{tnt} = 29797152 btus/ 2531.5 btus/lb-TNT = 11770.6 lb-TNT

The Army publication "Structures to Resist the Effects of Accidental Explosions" (ref 1) devolved the following relationship;

$Z_g = X/W_{tnt}^{1/3}$

Where;
Z_g = the scaled ground distance = 10 for a pressure shock of 10 psi (ref 1)

X = the separation distance

Solving for X,

$X = Z_g \times W_{tnt}^{1/3} = 10 \times 11{,}770.6^{1/3} = 227$ ft

2) For a 2,000 gallon tank;

Using the above equations

m = 2,000 gal x 6.160 lb/gal = 12,320 lbs HV = 20,155 btu/lb (ref 5)
E = 12,320 lb x 20,155 btu/lb x .06 = 14,898,576 btus

$W_{tnt} = E/E_{tnt}$ = 14,898,576 btus/ 2531.5 btus/lb-TNT = 5,885.3 lb-TNT

$X = Z_g \times W_{tnt}^{1/3} = 10 \times 5885.3^{1/3} = 180$ ft

3) For a 1,000 gallon tank;

m = 1,000 gal x 6.160 lb/gal = 6160 lbs HV = 20,155 btu/lb (ref 5)
E = 6,160 lb x 20,155 btu/lb x .06 = 7,449,288 btus

$W_{tnt} = E/E_{tnt}$ = 7,449,288 btus/ 2531.5 btus/lb-TNT = 2942.6 lb-TNT

SUBJECT: Minimum separation between fuel tanks and storage casks

Made By: Steve Baker **Date** 1/26/01 **Checked By:** Dave Hampshire **Date:** 1-26-01

$X = Z_g \times W_{tnt}^{1/3} = 10 \times 2942.6^{1/3} = 143$ ft

3) For a 500 gallon tank;

m = 500 gal x 6.160 lb/gal = 3,080 lbs HV = 20,155 btu/lb (ref 5)
E = 3,080 lb x 20,155 btu/lb x .06 = 3,724,644 btus

$W_{tnt} = E/E_{tnt}$ = 3,724,644 btus/ 2531.5 btus/lb-TNT = 1,471.3 lb-TNT

$X = Z_g \times W_{tnt}^{1/3} = 10 \times 1471.3^{1/3} = 114$ ft

RESULTS:

The results of this calculation show the minimum distances listed in the table below are required between the gasoline filling truck and the HI-STORM cask to maintain the overpressure on the cask to a maximum of 10 psi.

Tank Capacity Gals	Separation Distance Ft
4,000	227
2,000	180
1,000	143
500	114

CONCLUSION:

Maintaining the minimum separation distances listed above between gasoline tanks and the HI-STORM cask will ensure that a shock wave from a potential explosion of the fuel will not damage the HI-STORM cask.

REFERENCES:

1. ARMY TM 5-1300 - Structures to Resist the Effects of Accidental Explosions, November 1990
2. Engineering Conversion Units, 1988
3. Mark's Standard Handbook, ninth edition
4. Section 3.4.7.2 of Holtec International LAR No. 1014- 1
5. Diablo Canyon Mechanical Calculation M-824
6. Handbook of Chemical Hazards Analysis, Federal Emergency Management Agency (FEMA), 1989

ATTACHMENT

15-2

HOLTEC INTERNATIONAL

Holtec Center, 555 Lincoln Drive West, Marlton, NJ 08053
Telephone (856) 797-0900
Fax (856) 797-0909

Date: 15 February 2001

To: Eric Lewis
From: Evan Rosenbaum

Re: Justification of 50-gallon Transporter Fire Bounding Other Fires

In Section 8.2.5 of the DCPP ISFSI SAR, we stated that the consequences of the engulfing transporter fuel tank fire evaluated in the HI-STORM FSAR would bound the consequences of other local combustible material fires, all of which would occur at least 100 feet away from any cask. Our original basis for this statement was engineering judgment. In response to PG&E's request for additional bases for our engineering judgment, we have performed an engineering evaluation documented herein.

Section 6.2.7.1 (Items II and III) of the DCPP ISFSI Specification postulates that the design-basis fire at the ISFSI site includes "combustion of the transporter fuel tank" and "combustion of any other local fuel tanks or any other local combustibles." In our conversation with Rich Klimczak earlier this week, he indicated that "other local fuel tanks or any other local combustibles" referred to the explosion hazards listed in Section 6.2.8.1 and Section 6.2.8.2 (Item I) of the DCPP ISFSI Specification. The other local fuel tanks and other local combustibles are, therefore:

1. Load handling equipment or other vehicle fuel tank fires. Section 6.2.7.2 (Item II) of the DCPP ISFSI Specification gives the volume of vehicle fuel tanks as 30 gallons.

2. A 7-gallon propane bottle transported past the ISFSI.

3. A standard acetylene bottle transported past the ISFSI.

4. The three fuel tanks (propane, #2 diesel and gasoline) beside the main plant road. These three tanks are 1200 feet from the cask transport route from the RCA to the ISFSI.

The existing transporter fuel tank fire would certainly bound the first of these fires, the 30-gallon vehicle fuel tank fire. The transporter fuel tank is larger (50 gallons vs. 30 gallons) and closer (engulfing vs. 100 feet away), so the heat input to the casks from the transporter fire will be greater and, therefore bounding.

The second and third of the listed fires, the 7-gallon propane bottle and the standard acetylene bottle, are also bounded by the existing transporter fuel tank fire as follows. A Holtec calculation performed for another client (HI-2002553, revision 2) calculated the heat input to HI-STORM and HI-TRAC casks from the engulfing transporter fuel tank fire as 1,548,570 Btu and 906,213 Btu, respectively. The total heat energies of the propane and acetylene bottles (see attached

HOLTEC INTERNATIONAL

Holtec Center, 555 Lincoln Drive West, Marlton, NJ 08053
Telephone (856) 797-0900
Fax (856) 797-0909

calculation) are only 738,782 Btu and 622,099 Btu, respectively. As the total energy releases from these fires are less than the energy inputs from the transporter fuel tank fire, it is concluded that the transporter fuel tank fire bounds these fires. It should be noted that this evaluation conservatively neglects the fact that only a small portion of the fire energy from the propane or acetylene bottles could be incident on a single cask, a result of the thermal radiation heat transfer mechanism that would dominate the energy transfer process.

The 1200-foot separation distance between the fourth of the listed fires, the tree fuel tanks beside the main plant road, and the closest possible cask location ensures that the engulfing transporter fuel tank fire will bound this event as well. Because of the separation distance, only radiation heat transfer will act to deposit released fire energy into a cask. The surface area of a hemisphere with a 1200-foot radius is in excess of 9 million square feet while the projected area of a single cask is about 220 square feet. Thus, less than twenty-five ten-thousandths of one percent (0.0025%) of the total fire energy released from these three tanks could possibly be directed toward a single cask. This is such a small amount as to be negligible, so the transporter fuel tank fire will be bounding.

Based on the result of this evaluation, it is concluded that the statements contained in Section 8.2.5 of the DCPP ISFSI SAR are, indeed, correct.

Prepared By:

2/15/2001

Evan Rosenbaum

Reviewed By:

Debabrata Mitra-Majumdar

Attachments: Calculation of Propane and Acetylene Heat Energy (1 page)

CALCULATION OF HEAT ENERGY IN 7-GALLON PROPANE BOTTLE

$V := 7 \cdot gal$	Volume of Propane Bottle, from [1]
$SG := 0.5853$	Specific Gravity of Liquid Propane vs. 4 C H_2O, from [2]
$\rho := \frac{1 \cdot gm}{cm^3}$	Density of Water at 4 C, from [2]
$W_{mol} := 44.06 \cdot \frac{lb}{mol}$	Molecular Weight of Propane, from [2]
$H := 952000 \cdot \frac{BTU}{mole}$	Molar Heating Value of Propane, from [2]
$M := V \cdot SG\, \rho$	$M = 34.192\, lb$
$Q := \frac{M}{W_{mol}} \cdot H$	$Q = 738782\, BTU$

CALCULATION OF HEAT ENERGY IN STANDARD ACETYLENE BOTTLE

$V := 397 \cdot ft^3$	Volume of Gas in Acetylene Bottle, from [3]
$H := 1567 \cdot \frac{BTU}{ft^3}$	Heating Value of Acetylene, from [2]
$Q := V \cdot H$	$Q = 622099\, BTU$

REFERENCES

[1] Pacific Gas and Electric Specification 10012-N-NPG, dated 9/8/00.

[2] "Handbook of Chemistry and Physics," Chemical Rubber Co., 42nd Edition, 1960.

[3] PG&E Letter from R. Klimczak (PG&E) to E Lewis (Holtec), dated 8 November 2000.

ATTACHMENT

15-3

PACIFIC GAS & ELECTRIC COMPANY

PROBABILISTIC RISK ASSESSMENT

CALCULATION FILE NO. **PRA01-01 Revision 1**

SUBJECT: Risk Assessment of Dry Cask/Spent Fuel Transportation within the DCPP Owner Controlled Area

PREPARED BY: _____ DATE: Oct. 3, 2002
Amir Afzali

VERIFIED BY: _____ DATE: Oct. 3, 2002
Jim Young

VERIFIED IN ACCORDANCE WITH: CF3.ID15

APPROVED BY: _____ DATE: 10/3/02

This file contains: 10 pages

RECORD OF REVISION

REV. 0 Original Calculation.

REV. 1 In this revision, the risk of damage to dry casks due to explosion of an acetylene carrying truck is added to the analysis of risk of damage due to other hazards. This is done to support response to RAI 15-12.

INTRODUCTION

A risk evaluation was performed to assess the risks of an explosion causing damage to the dry casks while being transported, or while the casks are stored at the Independent Spent Fuel Storage Installation (ISFSI). Specifically, four explosion sources were identified for risk evaluation:

1. An explosion of an automobile while the HI-TRAC transporter is passing on the road by Lot 6 or Lot 8 (Lot 8 only of concern if the Lot is occupied with cars)

2. A hydrogen explosion in the protected area from the hydrogen tanks while the HI-TRAC transporter is in the vicinity.

3. An explosion of a 2000 gallon fuel truck while it passes within 180 feet of the ISFSI facility.

4. An explosion of a Unit 2 transformer while the HI-TRAC transporter is passing on the elevated road inside the Radiologically Controlled Area (RCA).

DISCUSSION

One of the requirements in the Diablo Canyon Spent Fuel Storage Installation (ISFSI) Safety Analysis Report (SAR) is the evaluation of explosions. During the evaluation process, four potential explosion hazards were identified as needing a risk evaluation. These four explosion hazards are:

1. Explosion of an automobile, while the HI-TRAC transfer cask transporter is passing through the parking lots.

2. Explosion of the bulk hydrogen storage facility while the cask transporter is in the area.

3. Explosion of one of the 2000 gallon fuel trucks while it is passing within 180 feet of the ISFSI facility.

4. Explosion of a Unit 2 transformer while the cask transporter is moving through the RCA.

ACCEPTANCE CRITERIA

Regulatory Guide 1.91 (Reference 1) contains guidance on acceptable risk from explosions for nuclear plants. Regulatory Guide 1.91 states "If conservative estimates are used, an exposure rate less than 10^{-6} is sufficiently low."

ASSUMPTIONS

1. It is estimated that there will be eight shipments per year of the HI-TRAC transfer casks from the spent fuel building to the ISFSI.

2. The hydrogen tanks will not be filled, tested or vented while the HI-TRAC transfer cask transporter is in the vicinity of the hydrogen tanks.

3. Additional physical barriers will be erected to prevent the transporter from getting too close to the hydrogen tanks.

4. The 2000 gallon trucks will be maintained at least 20 feet from the transporter path during spent fuel transport (Reference 2).

5. A 2000 gallon truck will pass by the ISFSI facility once per day. (Reference 9)

6. The 4000 gallon fuel truck will be not allowed in the owner controlled area during spent fuel transport. (Reference 2)

7. Administrative controls will prevent the 4000 gallon truck from passing by the ISFSI facility.

8. Physical and administrative controls will be included in the security plan to prevent vehicle movement in the vicinity of the moving cask transporter.

9. The cask transporter, while loaded with a HI-TRAC transfer cask, will be in the vicinity of the bulk hydrogen storage facility less than 1 hour during each shipment from the spent fuel building to the ISFSI facility.

10. The cask transporter, while loaded with a HI-TRAC transfer cask, will be in the vicinity of the parking lots less than 1 hour during each shipment from the spent fuel building to the ISFSI facility.

11. It is assumed that all bottles within the RCA and outside the protected area will be appropriately secured and chained so they are not hazards. A walkdown will occur prior to the transporter beginning its trip from the Spent Fuel Pool Building to the ISFSI to confirm the bottles are appropriately chained.

12. It is assumed that walkdowns will occur in the Parking Lots to assure no potential explosive hazards (such as leaking gas tanks) exist.

13. The design pressure for the HI-TRAC transfer cask is 384 psi. The design pressure for the HI-STORM storage casks are10 psi. (Reference 12).

14. Additionally, it is assumed that a walkdown will occur outside the protected area prior to movement of the cask transporter, while loaded with a HI-TRAC transfer cask, to evaluate any transient material located along the pathway.

CALCULATIONS

Car Explosion Risk

Car explosions almost always are the result of a crash or collision, and rarely, if ever occur in parked cars. Car fires for parked cars are also rare, but have occurred. In fact at least one car fire is known to have occurred at Diablo Canyon. During the transportation of the HI-TRAC transfer cask, administrative and physical controls will be in place to prevent cars from moving while the transporter is in the vicinity of the parked cars. Thus, it is extremely unlikely for a car to explode while the transporter is in transit by the parking lots. Nevertheless, a conservative calculation can be performed to determine the frequency per year of a car explosion occurring while the HI-TRAC transfer cask is being transported in the vicinity of the parking lots (Lots 6 or 8).

A search was conducted for industry data concerning the frequency of explosions of parked cars. No industry information was found. Thus, a plant specific estimate was made, using conservative assumptions. In the approximately 30 years since plant construction began, there has never been a car explosion. Recently, there was a car fire in the parking lot, but the fire did not result in an explosion.

Using the 30 years of experience without a car explosion, a conservative estimate of the frequency of car explosions can be made, by assuming one car explosion occurred in 30 years. The frequency can be converted to an hourly frequency as follows:

Car Explosion Frequency Per Hour = 1 explosion/30years * 1year/8760 hours) = 3.8e-6 explosions/hour

As noted above in the Assumptions section, it is estimated that the HI-TRAC transfer cask transporter will make eight trips from the protected area to the ISFSI per year. As stated in the assumptions section, it is estimated that the transporter will move past the parking areas in less than 1 hour. Conservatively, it will be assumed that the transporter will passing through the car parking areas less than 10 hours per year.

It is assumed that the maximum amount of fuel in any car's fuel tank is 50 gallons. If so, using the formula in Calc. No. M-1046, the Separation Distance (above which there is no risk of cask damage from the explosion) can be calculated. Using 50 gallons as the tank capacity,

W_{tnt} = 11770.6 * 50/4000 = 147.13

X, the separation distance is defined as $X = Z_g * W_{tnt}^{1/3}$

Z_g = 1 for a pressure shock of 384 psi (Reference 11)

so $X = 1 * 147.13^{1/3} = 5.3$ feet.

(Note: The same equation applied to a 2,000 gallon fuel truck yields an answer of 18 feet, which is noted in the assumptions and rounded to 20 feet.)

Thus, if the exploding car is within a radius of 5.3 feet of the transporter, the cask could potentially be damaged, according to the conservative calculation. Even if a car explodes while the transporter is moving by the parking lot, it is unlikely that the transporter would be within 5.3 feet of the exploding car. Given that the parking lots are over 1000 feet long and 200 feet wide, it is estimated that the conditional probability of the transporter being within 5.3 feet of the exploding car during the time the transporter passes through the parking lot is less than 1 in 100, or 0.01 (geometry factor). In other words, it is estimated that there is less than a 1 in 100 chance that an exploding car will be within 5.3 feet of the transporter at the time of the explosion.

Thus the conservative annual probability of a car explosion occurring that damages the cask on the transporter is:

Annual probability of cask damage due to car explosion = 3.8e-6 car explosions/hour * 10 hours /year * 0.01 = 3.8e-7.

According to Regulatory Guide 1.91 Revision 0, if conservative calculations are used, an exposure rate, of less than 1e-6/year is acceptable.

Hydrogen Tank Explosion

The bulk hydrogen facility contains 6 hydrogen tanks. The hydrogen tanks and hydrogen piping contain relief valves, which are vented to atmosphere. Because of the design, a hydrogen explosion is considered almost incredible. However, hydrogen fires are credible, and appear in the EPRI Fire Events Database (Reference 5), including fires caused by a stuck open or leaking relief valve.

The EPRI Fire Events Database gives an annual frequency of Hydrogen fires of 3.2e-3/year (Reference 5). It is conservatively assumed the entire frequency of fires can be assigned to the bulk tank facility. Thus, the hourly frequency of hydrogen fires at the bulk tank facility is:

Hydrogen Fire Frequency = 3.2e-3/yr * yr/8760 hrs = 3.7e-7/hr

Because of the design of the hydrogen system, which does not allow hydrogen to accumulate in confined spaces, there is an extremely low probability of a hydrogen explosion, even if a hydrogen fire occurs. If we conservatively assume a conditional probability of 0.1 that a hydrogen explosion occurs, given a hydrogen fire has occurred, then the Hydrogen Explosion Frequency is:

Hydrogen Explosion Frequency = 3.7e-7/hr * 0.1 = 3.7e-8/hr

The hydrogen explosion is a concern when the HI-TRAC transfer cask transporter is in the vicinity of the hydrogen tanks. As noted in the assumptions section, the transporter

should be in the vicinity of the hydrogen tanks less than 1 hour for each shipment, with eight shipments per year. It will be assumed that the transporter will be in the vicinity of the hydrogen tanks a total of 10 hours per year.

On a yearly basis, the probability (exposure rate) of a hydrogen explosion potentially damaging the HI-TRAC cask is:

3.7e-8/hr * 10 hr/yr = 3.7e-7/yr

According to Regulatory Guide 1.91, "if conservative estimates are used, an exposure rate less than 10-6 per year is sufficiently low."

2000 Gallon Truck Explosion

There is data available from the Department of Transportation on truck crashes and truck fires. The 1996 NHTSA statistics (Reference 6) show a "Large trucks involvement rate" of 216 per 100 million miles." Table 38 of the 1996 Motor Vehicle Crash Data (Reference 7) shows that 0.3 percent of large truck crashes result in fires. Thus, the frequency of truck fires is $216/(100*10^6) * 0.003 = 6.5e-9$/mile. For the purposes of this analysis, it is conservatively assumed that all truck fires result in an explosion. Thus, the explosion rate for truck fires is 6.5e-9/mile.

Regulatory Guide 1.91 provides the following equation for use in the evaluation of explosions:

r = nfs, where

n= explosion rate for the substance and transportation mode in question in explosions per mile
f = frequency of shipment for the substance in question in shipments per year, and
s = exposure distance in miles

It is assumed that the ISFSI exposure distance, s is approximately 1000 feet.
As noted above in the assumptions section, the frequency of shipments is 1 per day, or 365 per year.

Thus, r = 6.5e-9/mile * 365 * 1000/5280 = 4.5e-7/year

According to Regulatory Guide 1.91 Revision 0, if conservative calculations are used, an exposure rate, of less than 1e-6/year is acceptable.

Transformer Explosion

There are 6 active, normally energized transformers located on the Unit 2 side (south side) of containment. Three are single phase 500kV transformers, two are three phase 25kV transformers and the last is a three phase 12kV transformer. There are also two spare transformers stored adjacent to the active transformers. The transformers are located at elevation 85'. The road for the transporter is at elevation 115' and runs

perpendicular to the potential explosion zone for under 600 feet. There is a sloped, rock covered embankment located approximately 120 feet from the transformers. That embankment is 30 feet tall and would take the brunt of the explosions force heading that direction. On the top of the embankment at elevation 115' is a paved lot that is used as a storage area – this has already been evaluated in reference 4. Approximately 60 feet away from the ledge of the embankment is the road that the HI-TRAC transporter will traverse.

The layout of the transformers is such that the three single phase 500kV transformers are located closer to the pathway, while the two three phase 25kV transformers are mostly shielded from the pathway by the 500kV transformers. The 12kV transformer is located further yet, and is also shielded by the other transformers. All of the active transformers have a fire suppression system surrounding them which will activate after a fire.

Failure rate for transformers was obtained from a standard nuclear industry source (Reference 10) using catastrophic failures, which are composed of open and short circuits plus removal by protective features; i.e. potential explosive failures. The recommended values from the reference were utilized, which is conservative for the new 500kV transformers installed on Unit 2.

Transformer type	Failure Rate	Reference
500 kV Single Phase Transmission	2.6E-7 failures per hour	Page 369, Section 6.3.1.6
12kV – 25kV Three Phase Transmission	6.6E-7 failures per hour	Page 371, Section 6.3.2.1

Consistent with the assumptions throughout this calculation, the conservative time of 10 hours of transport will be used. There are three transformers of each type. Additionally, there is a geometric factor to consider, for an explosion would have to impact the transporter traveling approximately 240 feet away at an elevated height of 30 feet above the transformer. The geometric factors utilized assumed that there would be no bounce, or reflection off structures or the rock embankment that could impact the transporter and that the blast was evenly distributed over the potential 180 degrees of blast direction. As noted earlier, the transporter will be approximately 240 feet away from the transformers and elevated approximately 30 feet. As a result, the ratio of the transformer target area to the total blast area is quite small, and is judged to result in geometry factors of 5E-3 for the 500 kV transformers and 1E-3 for the 12-25kV transformers, assuming a 20% throughput of energy past the 500kV transformer acting as a directional shield.

Thus: 500kV: (2.6E-7 failures per hour per transformer) x (3 transformers) x (10 hours per year) x (5E-3 geometric) = 3.9E-8 per year

And

12-25kV: (6.6E-7 failures per hour per transformer) x (3 transformers) x (10 hours per year) x (1E-3 geometric) = 1.98E-8

The total risk is the sum of the risks from the two calculations for the 6 transformers, which is 5.9E-8 per year.

The risk from a transformer explosion, based on exposure time and distance, is estimated to be less than the 1E –6 acceptance criteria stated by Reg. Guide 1.91.

Acetylene Truck Explosion

The risk of damage from this hazard is judged to be bounded by the risk of damage due to 2000 Gallon Truck Explosion. That is, using Regulatory Guide 1.91 approach for evaluating the risk of damage due to explosion of an Acetylene Truck, the estimates of parameters used for calculating exposure rate (r) are bounded by the estimates used for the 2000 Gallon Truck Explosion on the basis that:

n (explosion rate) is the same since the primary reason for the Acetylene tank explosion is judged to be due to large truck crashes. Note that under the Hydrogen Tank Explosion, the explosion rate is calculated as 3.7E-8 per year.

f (frequency of Acetylene shipment) is judged to be less than the frequency of 2000 Gallon Truck shipment.

s (exposure distance in miles) is judged to be less than that of the 2000 Gallon Truck hazard due to lower potential energy release from explosion of a few Acetylene tanks than the potential energy release from explosion of 2000 gallon of oil.

As an alternative, the risk of damage due to Acetylene Truck Explosion can be estimated in a similar manner to the risk of damage due to Hydrogen Tank Explosion. Again, it is judged that the risk is bounded by the risk of damage due to Hydrogen Tank Explosion and is less than 1.0E-6 per year.

Therefore, it is judged that, based on Regulatory Guide 1.91 criteria, the risk of damage due to Acetylene Truck Explosion is less than 1.0E-6 and is low enough to be considered insignificant.

Note that the risk of damage is a conservative measure to use as a surrogate for the risk to the public on the basis that the damage to the casks does not constitute cask barrier integrity or the fuel cladding integrity failure.

RESULTS

The risks associated with explosions which could damage the HI-TRAC transfer cask or the HI-STORM storage cask were evaluated. All the hazards evaluated resulted in conservative estimates for exposure rates of less than 10^{-6}, which is risk insignificant. According to Regulatory Guide 1.91, this risk level is acceptable.

RECOMMENDATIONS

Each of the assumptions listed in the assumptions section of this calculation should be implemented through administrative procedures. This is being tracked by AR A0524878.

REFERENCES

1. "Regulatory Guide 1.91, "Evaluation of Explosions Postulated to Occur On Transportation Routes Near Nuclear Power Plants," February 1978.

2. PG&E Calculation M-1046, Revision 0, "Minimum Separation Between Fuel Tanks and Storage Casks."

3. PG&E White Paper, "Bulk Hydrogen Facility Risk Evaluation," Doug Spaulding, dated February 2001.

4. "Evaluation of the HI-TRAC Transportation Route", Dave Hampshire, dated February 2001.

5. EPRI, "Fire Events Database for U.S. Nuclear Power Plants."

6. US Department of Transportation, "Federal Motor Carrier Safety Administration – Fact Sheet 1998." http://www.fmcsa.dot.gov/factsfigs/mchsstats/98factsheet.htm.

7. US Department of Transportation, "Traffic Safety Facts 1996." http://www-nass.nhtsa.dot.gov/nass/, NASS GES Annual Reports (1996).

8. PG&E Calculation M-1047, Revision 0, "Minimum Separation Between Acetylene Tanks and Transfer Casks."

9. "Telecon with Lou Ricks on Fuel Truck Frequency," Dave Hampshire and Lou Ricks, 2/13/01.

10. IEEE Std. 500-1984, "IEEE Guide to the Collection and Presentation of Electrical, Electronic, Sensing Component, and Mechanical Equipment Reliability Data for Nuclear-Power Generating Stations."

11. Army TM 5-1300 – Structures to Resist the Effects of Accidental Explosions, November, 1990, page 2-57.

12. Holtec Calculation HI-2002512 Rev. 1; February 14, 2001

ATTACHMENT

17-1

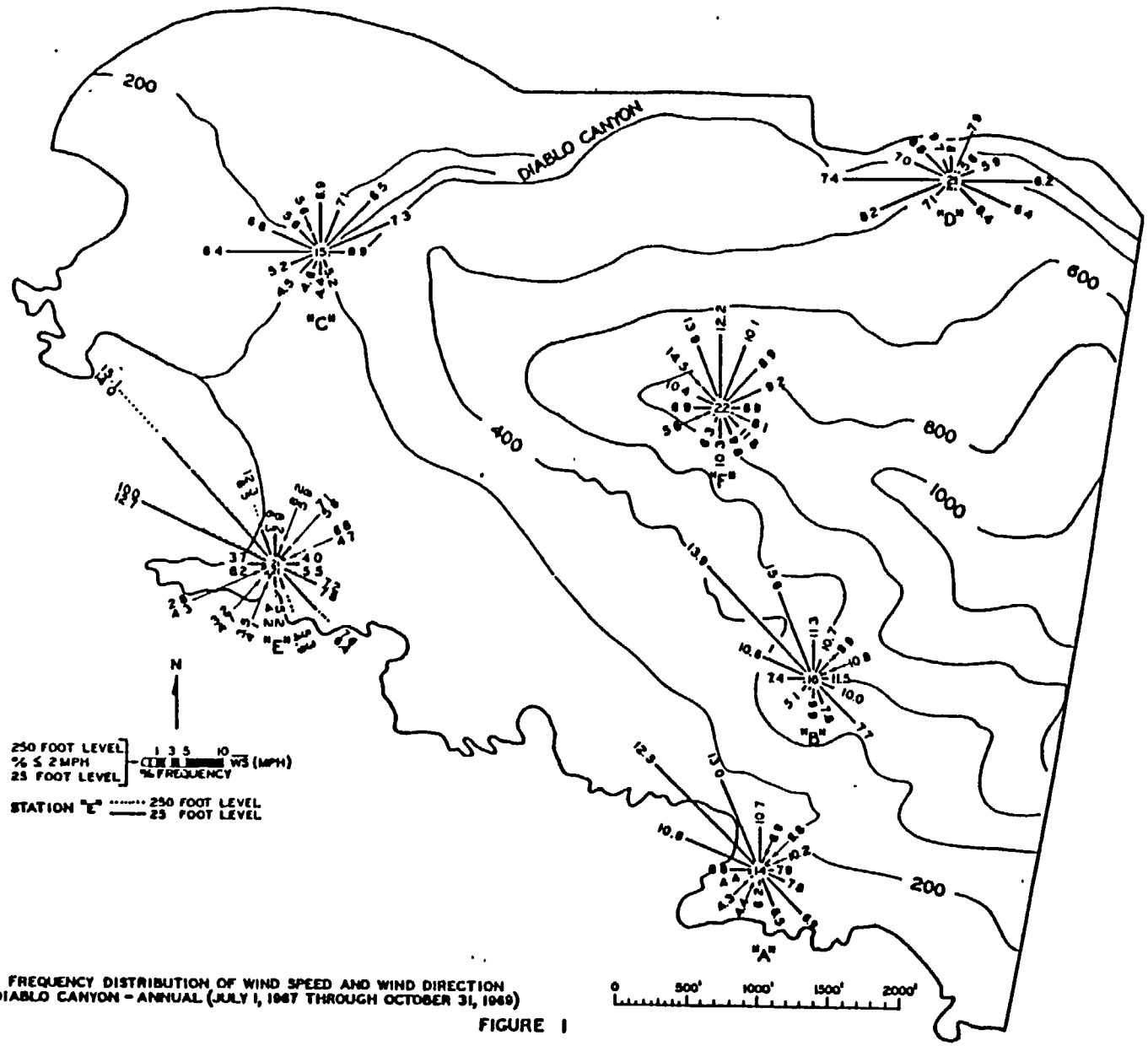

FREQUENCY DISTRIBUTION OF WIND SPEED AND WIND DIRECTION
DIABLO CANYON - ANNUAL (JULY 1, 1967 THROUGH OCTOBER 31, 1969)

FIGURE 1

3

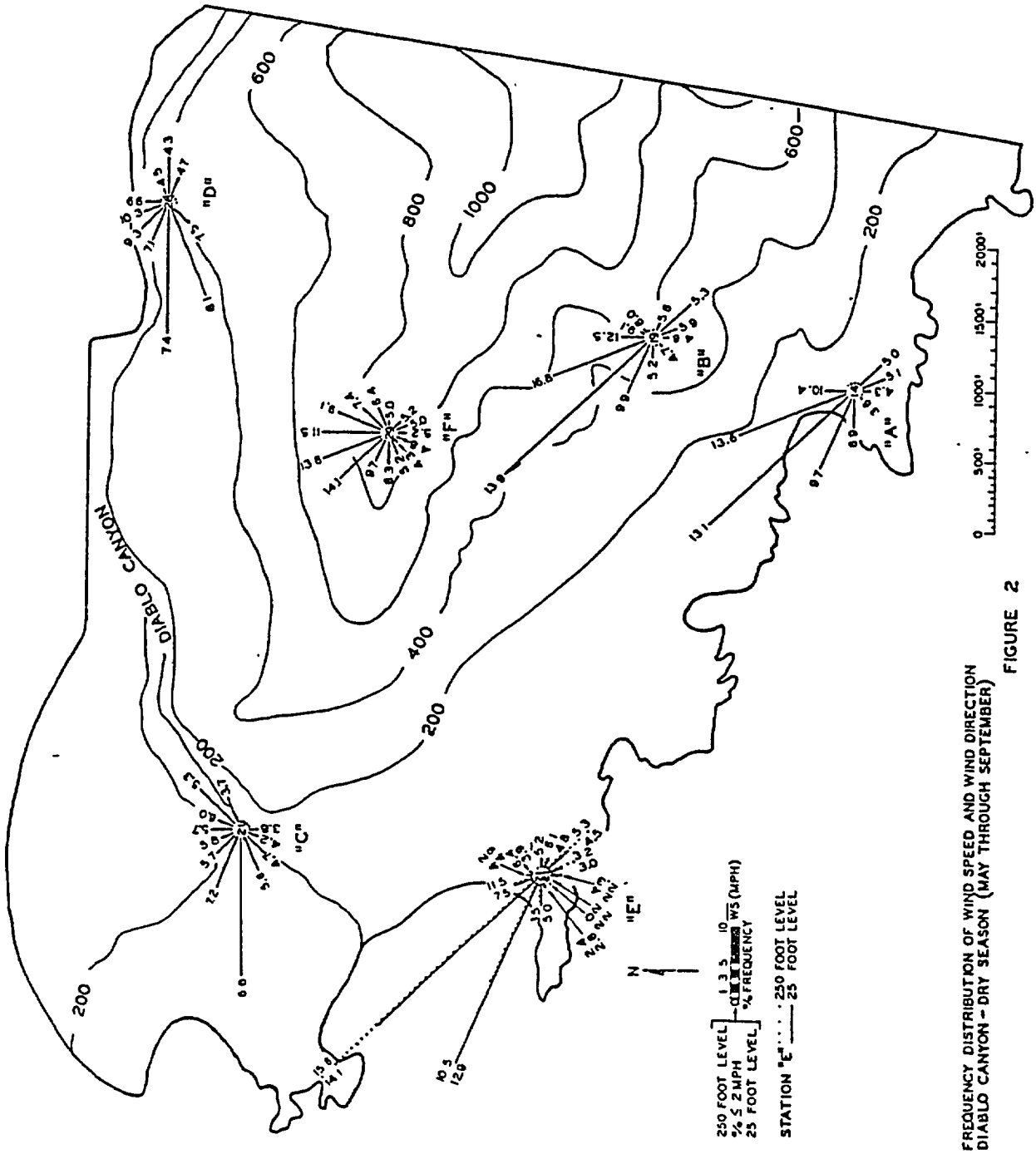

FREQUENCY DISTRIBUTION OF WIND SPEED AND WIND DIRECTION
DIABLO CANYON - DRY SEASON (MAY THROUGH SEPTEMBER)

FIGURE 2

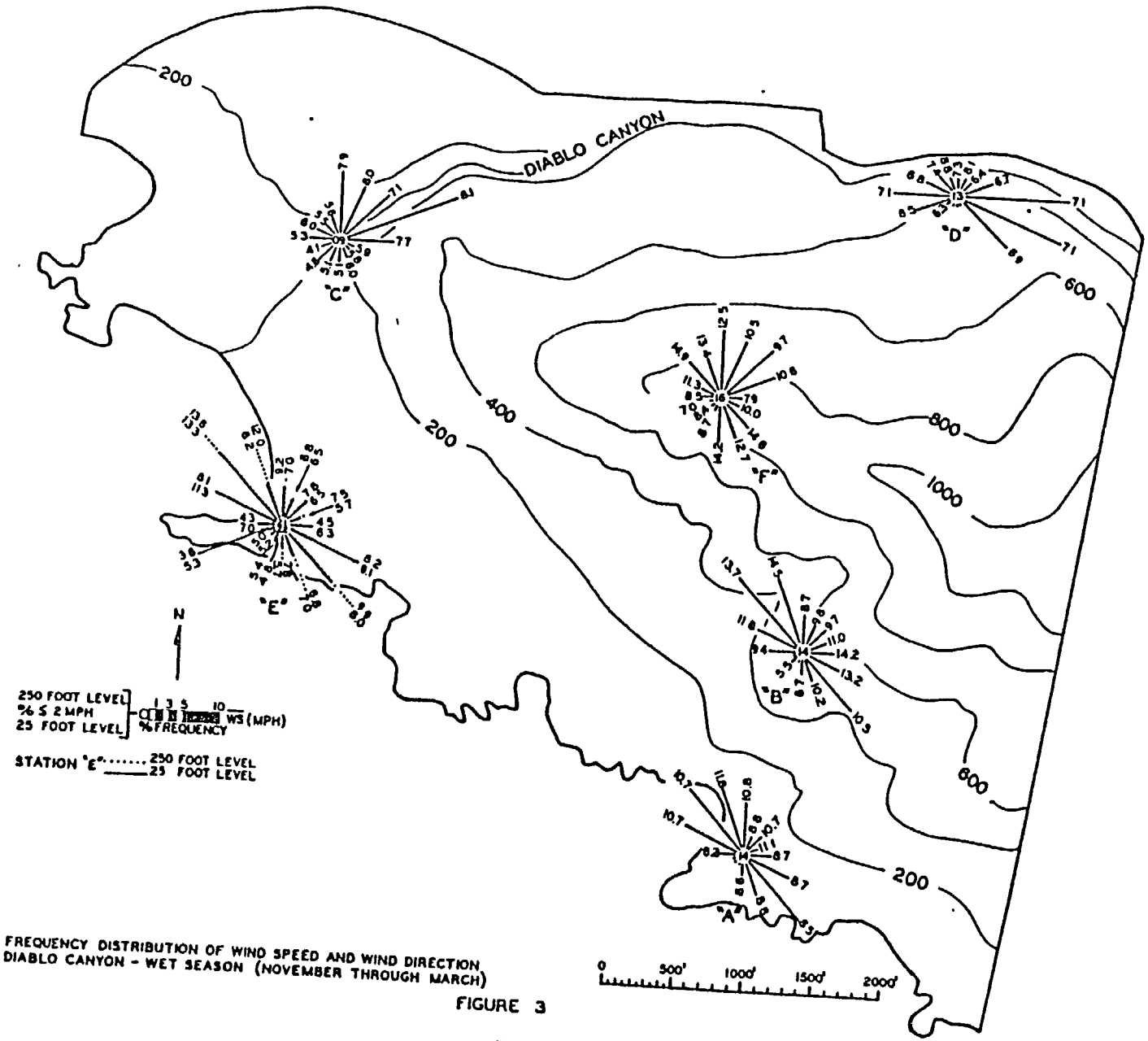

FREQUENCY DISTRIBUTION OF WIND SPEED AND WIND DIRECTION
DIABLO CANYON - WET SEASON (NOVEMBER THROUGH MARCH)

FIGURE 3

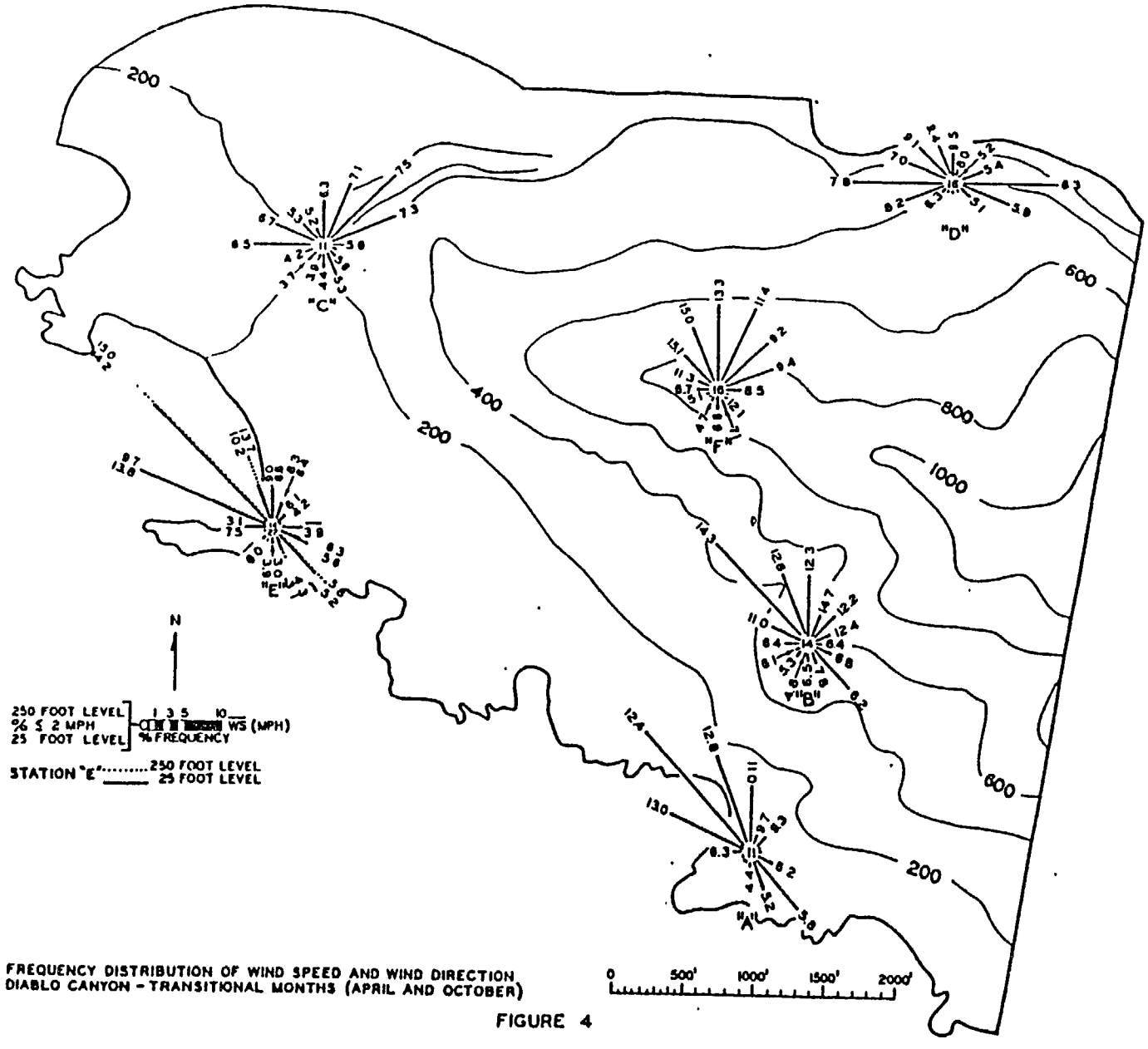

FREQUENCY DISTRIBUTION OF WIND SPEED AND WIND DIRECTION
DIABLO CANYON - TRANSITIONAL MONTHS (APRIL AND OCTOBER)

FIGURE 4

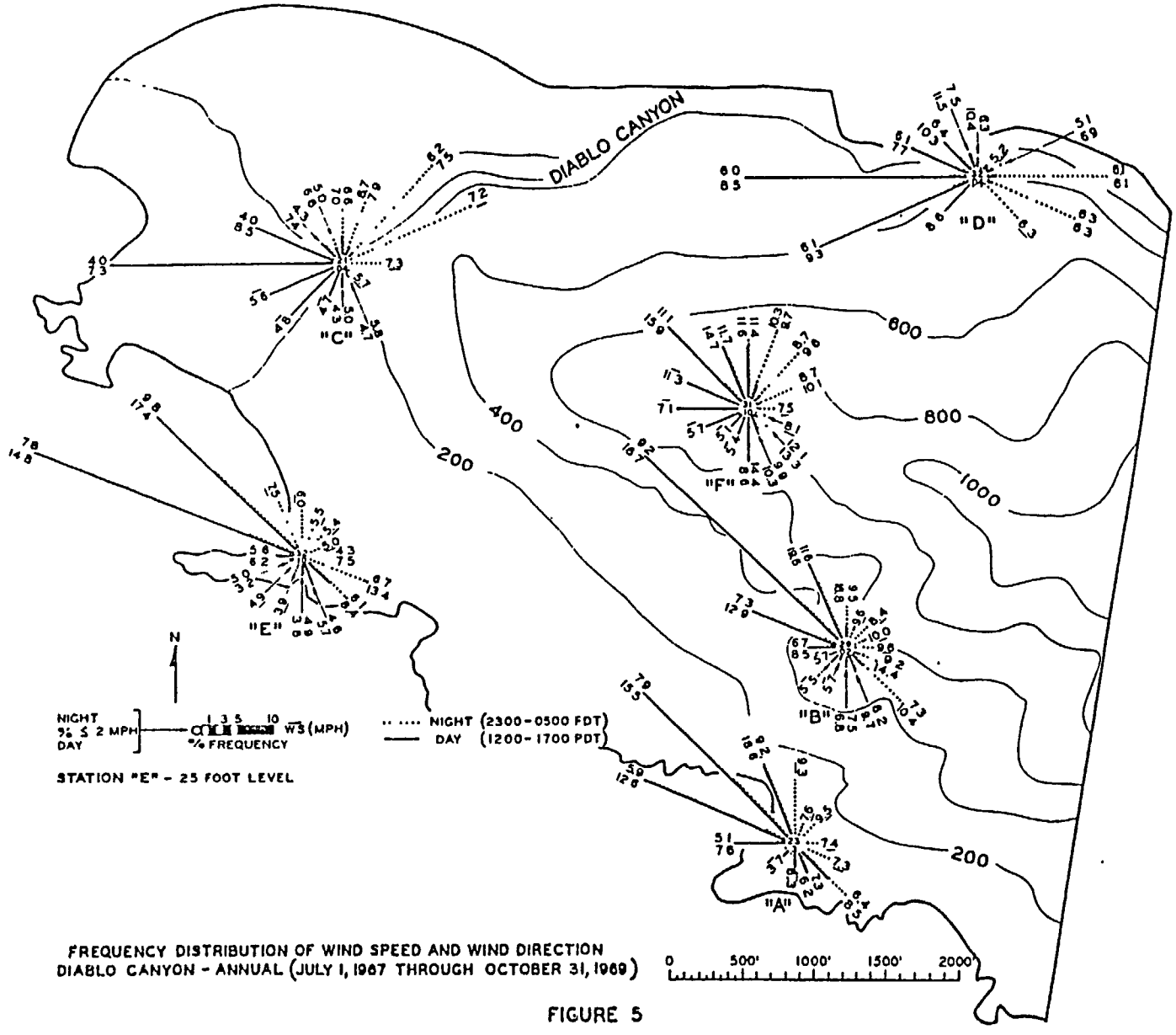

FREQUENCY DISTRIBUTION OF WIND SPEED AND WIND DIRECTION
DIABLO CANYON - ANNUAL (JULY 1, 1967 THROUGH OCTOBER 31, 1969)

FIGURE 5

ATTACHMENT

18-1

LIST OF ASME CODE ALTERNATIVES FOR HI-STORM 100 SYSTEM

Component	Reference ASME Code Section/Article	Code Requirement	Alternative, Justification & Compensatory Measures
MPC *MPC Basket Assembly* *HI-STORM Overpack (steel structure)* *HI-TRAC Transfer Cask (steel structure)* ~~MPC, MPC basket assembly, HI-STORM overpack steel structure, and HI-TRAC transfer cask steel structure.~~	Subsection NCA	*Design Specification* *Design Report* *Overpressure Protection Report* *Data Report* *Certification* *Stamping* *Nameplates.* ~~General Requirements. Requires preparation of a Design Specification, Design Report, Overpressure Protection Report, Certification of Construction Report, Data Report, and other administrative controls for an ASME Code stamped vessel.~~	*Not required (see Note #1).* *Not required (see Note #1).* *Not required (see Note #1).* *Not required (see Note #3).* *Not required (see Notes #1, #2 and #3).* *Not required (see Notes #2, #3 and #4).* *Not required (see Note #5).* *<u>Note #1</u>* *Because the MPC, MPC Basket Assembly, HI STORM Overpack, and HI TRAC Transfer Cask are not ASME Code "N" stamped items, the Design Specifications, Design Reports, Certificates of Authorization, and Over Pressure Protection Report are not required. The HI-STORM FSAR includes the design criteria, service conditions, and load combinations for the design and operation of the HI-STORM 100 System. In addition it includes the stress analyses results that demonstrates that applicable Code stress limits are met.* *<u>Note #2</u>* *Because the MPC, MPC Basket Assembly, HI-STORM*

Component	Reference ASME Code Section/Article	Code Requirement	Alternative, Justification & Compensatory Measures
			Overpack, and HI-TRAC Transfer Cask are not certified to the ASME Code (Section III), the term "Certificate Holder" is not applicable To eliminate ambiguity, the responsibilities assigned in ASME Section III to the Certificate Holder, shall be interpreted to apply to PG&E (and by extension, to Holtec and its fabricators) if the requirement must be fulfilled *Note #3* *The fabricator (including the entity responsible for the final MPC closure weld) is not required to have an ASME-accredited QA program. The Fabricator will apply an approved QA program that meets the applicable regulatory requirements to all important-to-safety items and activities. As such, ASME Certification and Stamping is not required. The QA documentation package for each item will be in accordance with the applicable QA program.* *Note #4* *The ASME Section III term "Inspector" is herein defined as the Quality Assurance personnel assigned by PG&E to perform oversight (e.g., audit, inspection) of the design and manufacturing processes.* *Note #5* *In lieu of the requirements for Nameplates, items will be marked in accordance with 10 CFR 71 and 10 CFR 72 and the Holtec QA Program.* ~~Because the MPC, overpack, and transfer cask are not ASME Code stamped vessels, none of the specifications, reports, certificates, or other general requirements specified by NCA are required. In lieu of a Design Specification and~~

Component	Reference ASME Code Section/Article	Code Requirement	Alternative, Justification & Compensatory Measures
			~~Design Report, the HI-STORM FSAR includes the design criteria, service conditions, and load combinations for the design and operation of the HI-STORM 100 System as well as the results of the stress analyses to demonstrate that applicable Code stress limits are met. Additionally, the fabricator is not required to have an ASME-certified QA program. All important-to-safety activities are governed by the NRC-approved Holtec QA program.~~ ~~Because the cask components are not certified to the Code, the terms "Certificate Holder" and "Inspector" are not germane to the manufacturing of NRC-certified cask components. To eliminate ambiguity, the responsibilities assigned to the Certificate Holder in the various articles of Subsections NB, NG, and NF of the Code, as applicable, shall be interpreted to apply to the NRC Certificate of Compliance (CoC) holder (and by extension, to the component fabricator) if the requirement must be fulfilled. The Code term "Inspector" means the QA/QC personnel of the CoC holder and its vendors assigned to oversee and inspect the manufacturing process.~~
~~MPC~~	~~NB-1100~~	~~Statement of requirements for Code stamping of components.~~	~~MPC enclosure vessel is designed and will be fabricated in accordance with ASME Code, Section III, Subsection NB to the maximum practical extent, but Code stamping is not required.~~
MPC basket supports and lift lugs	NB-1130	NB-1132.2(d) requires that the first connecting weld of a nonpressure-retaining structural attachment to a component shall be	The MPC basket supports (nonpressure-retaining structural attachment) and lift lugs (nonstructural attachments used exclusively for lifting an empty MPC) are welded to the inside of the pressure-retaining MPC shell, but are not designed in accordance with Subsection NB. The basket supports and associated attachment welds are designed to

Component	Reference ASME Code Section/Article	Code Requirement	Alternative, Justification & Compensatory Measures
		considered part of the component unless the weld is more than 2t from the pressure-retaining portion of the component, where t is the nominal thickness of the pressure-retaining material. NB-1132.2(e) requires that the first connecting weld of a welded nonstructural attachment to a component shall conform to NB-4430 if the connecting weld is within 2t from the pressure-retaining portion of the component.	satisfy the stress limits of Subsection NG and the lift lugs and associated attachment welds are designed to satisfy the stress limits of Subsection NF, as a minimum. These attachments and their welds are shown by analysis to meet the respective stress limits for their service conditions. Likewise, non-structural items, such as shield plugs, spacers, etc. if used, can be attached to pressure-retaining parts in the same manner.
MPC	NB-2000	Requires materials to be supplied by *an* ASME - ~~approved~~ *M*material ~~supplier~~*Organization*.	Materials will be *procured in accordance with an approved quality assurance program.* ~~supplied by Holtec-approved suppliers with Certified Material Test Reports (CMTRs) in accordance with NB-2000 requirements.~~
MPC, MPC basket assembly, HI-STORM overpack, and HI-TRAC transfer cask	NB-3100 NG-3100 NF-3100	Provides requirements for determining design-loading conditions, such as pressure, temperature, and mechanical loads.	These requirements are not applicable. The HI-STORM FSAR, serving as the Design Specification, -establishes the service conditions and load combinations for the storage system.
MPC	NB-3350	NB-3352.3 requires, for Category C joints, that the minimum dimensions of	The MPC shell-to-baseplate weld joint design (designated Category C) does not include a reinforcing -fillet weld or a bevel in the MPC baseplate, which makes it different than

Component	Reference ASME Code Section/Article	Code Requirement	Alternative, Justification & Compensatory Measures
		the welds and throat thickness shall be as shown in Figure NB-4243-1.	any of the representative configurations depicted in Figure NB-4243-1. The transverse thickness of this weld is equal to the thickness of the adjoining shell (1/2 inch). The weld is designed as a full penetration weld that receives VT and RT or UT, as well as final surface PT examinations. Because the MPC shell design thickness is considerably larger than the minimum thickness required by the Code, a reinforcing fillet weld that would intrude into the MPC cavity space is not included. Not including this fillet weld provides for a higher quality radiographic examination of the full penetration weld. From the standpoint of stress analysis, the fillet weld serves to reduce the local bending stress (secondary stress) produced by the gross structural discontinuity defined by the flat plate/shell junction. In the MPC design, the shell and baseplate thicknesses are well beyond that required to meet their respective membrane stress intensity limits.
MPC, HI-STORM overpack steel structure, HI-TRAC transfer cask steel structure	NB-4220 NF-4220	Requires certain forming tolerances to be met for cylindrical, conical, or spherical shells of a vessel.	The cylindricity measurements on the rolled shells are not specifically recorded in the shop travelers, as would be the case for a Code-stamped pressure vessel. Rather; the requirements on inter-component clearances (such as the MPC-to-transfer cask) are guaranteed through fixture-controlled manufacturing. The fabrication specification and shop procedures ensure that all dimensional design objectives, including inter-component annular clearances are satisfied. The dimensions required to be met in fabrication are chosen to meet the functional requirements of the dry storage components. Thus, although the post-forming Code cylindricity requirements are not evaluated for compliance directly, they are indirectly satisfied (actually exceeded) in the final manufactured components.

Component	Reference ASME Code Section/Article	Code Requirement	Alternative, Justification & Compensatory Measures
MPC Lid and Closure Ring Welds	NB-4243	Full penetration welds required for Category C Joints (flat head to main shell per NB-3352.3).	MPC lid and closure ring are not full penetration welds. They are welded independently to provide a redundant seal. Additionally, a weld efficiency factor of 0.45 has been applied to the analyses of these welds.
MPC Lid to Shell Weld	NB-5230	Radiographic (RT) or ultrasonic (UT) examination required.	Only UT or multi-layer liquid penetrant (PT) examination is permitted. If PT alone is used, at a minimum, it will include the root and final weld layers and each approximately 3/8 inch of weld depth.
MPC Closure Ring, Vent and Drain Cover Plate Welds	NB-5230	Radiographic (RT) or ultrasonic (UT) examination required.	Root (if more than one weld pass is required) and final liquid penetrant examination to be performed in accordance with NB-5245. The MPC vent and drain cover plate welds are leak tested. The closure ring provides independent redundant closure for vent and drain cover plates.
MPC Enclosure Vessel and Lid	NB-6111	All completed pressure retaining systems shall be pressure tested.	The MPC enclosure vessel is seal welded in the field following fuel assembly loading. The MPC enclosure vessel shall then be hydrostatically tested as defined in *HI-STORM FSAR* Chapter 9. Accessibility for leakage inspections preclude a Code compliant hydrostatic test. All MPC enclosure vessel welds (except closure ring and vent/drain cover plate) are inspected by volumetric examination, except the MPC lid-to-shell weld shall be verified by volumetric or multi-layer PT examination. If PT alone is used, at a minimum, it must include the root and final layers and each approximately 3/8 inch of weld depth. For either UT or PT, the maximum undetectable flaw size must be demonstrated to be less than the critical flaw size. The critical flaw size nust be determined in accordance with ASME Section XI methods. The critical flaw size shall not cause the primary stress limits of NB-3000 to be exceeded. The inspection process, including findings (indications),

Component	Reference ASME Code Section/Article	Code Requirement	Alternative, Justification & Compensatory Measures
			shall be made a permanent part of the user's records by video, photographic, or other means which provide an equivalent retrievable record of weld integrity. The video or photographic records should be taken during the final interpretation period described in ASME Section V, Article 6, T-676. The vent/drain cover plate weld is confirmed by leakage testing and liquid penetrant examination and the closure ring weld is confirmed by liquid penetrant examination. The inspection of the weld must be performed by qualified personnel and shall meet the acceptance requirements of ASME Code Section III, NB-5350 for PT or NB-5332 for UT.
MPC Enclosure Vessel	NB-7000	Vessels are required to have overpressure protection	No overpressure protection is provided. The function of MPC enclosure vessel is to contain the radioactive contents under normal, off-normal, and accident conditions. The MPC vessel is designed to withstand maximum internal pressure considering 100% fuel rod failure and maximum accident temperatures.
~~MPC Enclosure Vessel~~	~~NB-8000~~	~~States requirements for nameplates, stamping and reports per NCA-8000.~~	~~The HI-STORM100 System is to be marked and identified in accordance with 10CFR71 and 10CFR72 requirements. Code stamping is not required. QA data package to be in accordance with Holtec approved QA program.~~
MPC Basket Assembly	NG-2000	Requires materials to be supplied by *an* ASME - ~~approved~~ *M*material ~~supplier~~*Organization.*	Materials will be *procured in accordance with an approved quality assurance program.* ~~supplied by Holtec approved supplier with CMTRs in accordance with NG-2000 requirements.~~
MPC Basket Assembly	NG-4420	NG-4427(a) requires a fillet weld in any single continuous weld may be less than the specified fillet weld dimension by	Modify the Code requirement (intended for core support structures) with the following text prepared to accord with the geometry and stress analysis imperatives for the fuel basket: For the longitudinal MPC basket fillet welds, the following criteria apply: 1) The specified fillet weld throat

Component	Reference ASME Code Section/Article	Code Requirement	Alternative, Justification & Compensatory Measures
		not more than 1/16 inch, provided that the total undersize portion of the weld does not exceed 10 percent of the length of the weld. Individual undersize weld portions shall not exceed 2 inches in length.	dimension must be maintained over at least 92 percent of the total weld length. All regions of undersized weld must be less than 3 inches long and separated from each other by at least 9 inches. 2) Areas of undercuts and porosity beyond that allowed by the applicable ASME Code shall not exceed 1/2 inch in weld length. The total length of undercut and porosity- over any 1-foot length shall not exceed 2 inches. 3) The total weld length in which items (1) and (2) apply shall not exceed a total of 10 percent of the overall weld length. The limited access of the MPC basket panel longitudinal fillet welds makes it difficult to perform effective repairs of these welds and creates the potential for causing additional damage to the basket assembly (e.g., to the neutron absorber and its sheathing) if repairs are attempted. The acceptance criteria provided in the foregoing have been established to comport with the objectives of the basket design and preserve the margins demonstrated in the supporting stress analysis. From the structural standpoint, the weld acceptance criteria are established to ensure that any departure from the ideal, continuous fillet weld seam would not alter the primary bending stresses on which the design of the fuel baskets is predicated. Stated differently, the permitted weld discontinuities are limited in size to ensure that they remain classifiable as local stress elevators ("peak stress", F, in the ASME Code for which specific stress intensity limits do not apply).
~~MPC Basket Assembly~~	~~NG-8000~~	~~States requirements for nameplates, stamping and reports per NCA-8000.~~	~~The HI-STORM100 System is to be marked and identified in accordance with 10CFR71 and 10CFR72 requirements. Code stamping is not required. The MPC basket data package to be in accordance with Holtec approved QA~~

Component	Reference ASME Code Section/Article	Code Requirement	Alternative, Justification & Compensatory Measures
			~~program.~~
Overpack Steel Structure	NF-2000	Requires materials to be supplied by *an* ASME - ~~approved~~ *M*material ~~supplier~~*Organization*.	Materials will be *procured in accordance with an approved quality assurance program.* ~~supplied by Holtec-approved supplier with CMTRs in accordance with NF-2000 requirements.~~
Transfer Cask Steel Structure	NF-2000	Requires materials to be supplied by *an* ASME - ~~approved~~ *M*material supplier.	Materials will be *procured in accordance with an approved quality assurance program.* ~~supplied by Holtec-approved supplier with CMTRs in accordance with NF-2000 requirements.~~
Overpack baseplate and lid top plate	NF-4441	Requires special examinations or requirements for welds where a primary member of thickness 1 inch or greater is loaded to transmit loads in the through thickness direction.	The margins of safety in these welds under loads experienced during lifting operations or accident conditions are quite large. The overpack baseplate welds to the inner shell, pedestal shell, and radial plates are only loaded during lifting conditions and have large safety factors during lifting. ~~Likewise, the top lid plate to lid shell weld has a large structural margin under the inertia loads imposed during a non-mechanistic tipover event.~~
HI-STORM overpack steel structure and HI-TRAC transfer cask steel structure	NF-3256 NF-3266	Provides requirements for welded joints.	Welds for which no structural credit is taken are identified as "Non-NF" welds in the design drawings by an "*". These non-structural welds are specified in accordance with the pre-qualified welds of AWS D1.1. These welds shall be made by welders and weld procedures qualified in accordance with AWS D1.1 or ASME Section IX. Welds for which structural credit is taken in the safety analyses shall meet the stress limits for NF-3256.2, but are not required to meet the joint configuration requirements specified in these Code articles. The geometry of the joint designs in the cask structures are based on the fabricability

Component	Reference ASME Code Section/Article	Code Requirement	Alternative, Justification & Compensatory Measures
			and accessibility of the joint, not generally contemplated by this Code section governing supports.
HI-STORM overpack and HI-TRAC transfer cask	NF-3320 NF-4720	NF-3324.6 and NF-4720 provide requirements for bolting.	These Code requirements are applicable to linear structures wherein bolted joints carry axial, shear, as well as rotational (torsional) loads. The overpack and transfer cask *lid* bolted connections in the structural load path are qualified by design based on the design loadings defined in the *HI-STORM 100* FSAR. Bolted joints in these components see no shear or torsional loads under normal storage conditions. Larger clearances between bolts and holes may be necessary to ensure shear interfaces located elsewhere in the structure engage prior to the bolts experiencing shear loadings (which occur only during side impact scenarios). Bolted joints that are subject to shear loads in accident conditions are qualified by appropriate stress analysis. Larger bolt-to-hole clearances help ensure more efficient operations in making these bolted connections, thereby minimizing time spent by operations personnel in a radiation area. Additionally, larger bolt-to-hole clearances allow interchangeability of the lids from one particular fabricated cask to another.

Note: Alternatives to the above table may be used when specifically authorized by the Director of the Office of Nuclear Material Safety and Safeguards or designee in accordance with 10 CFR 72.2 and as controlled by the Diablo Canyon ISFSI Technical Specifications.