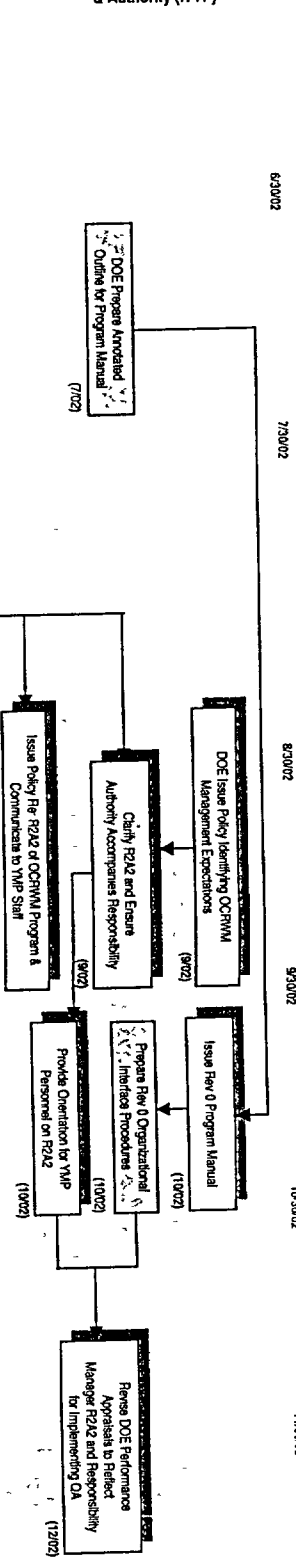
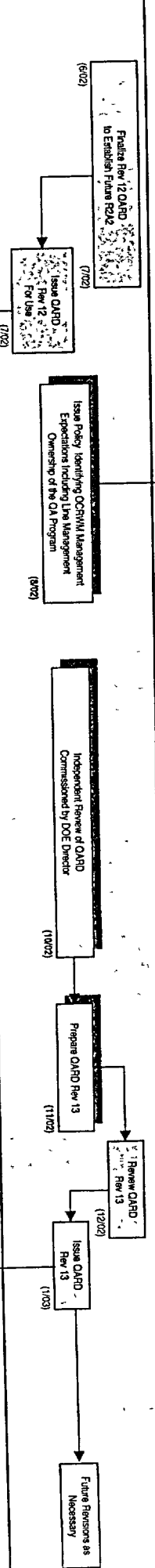


ENCLOSURE 5

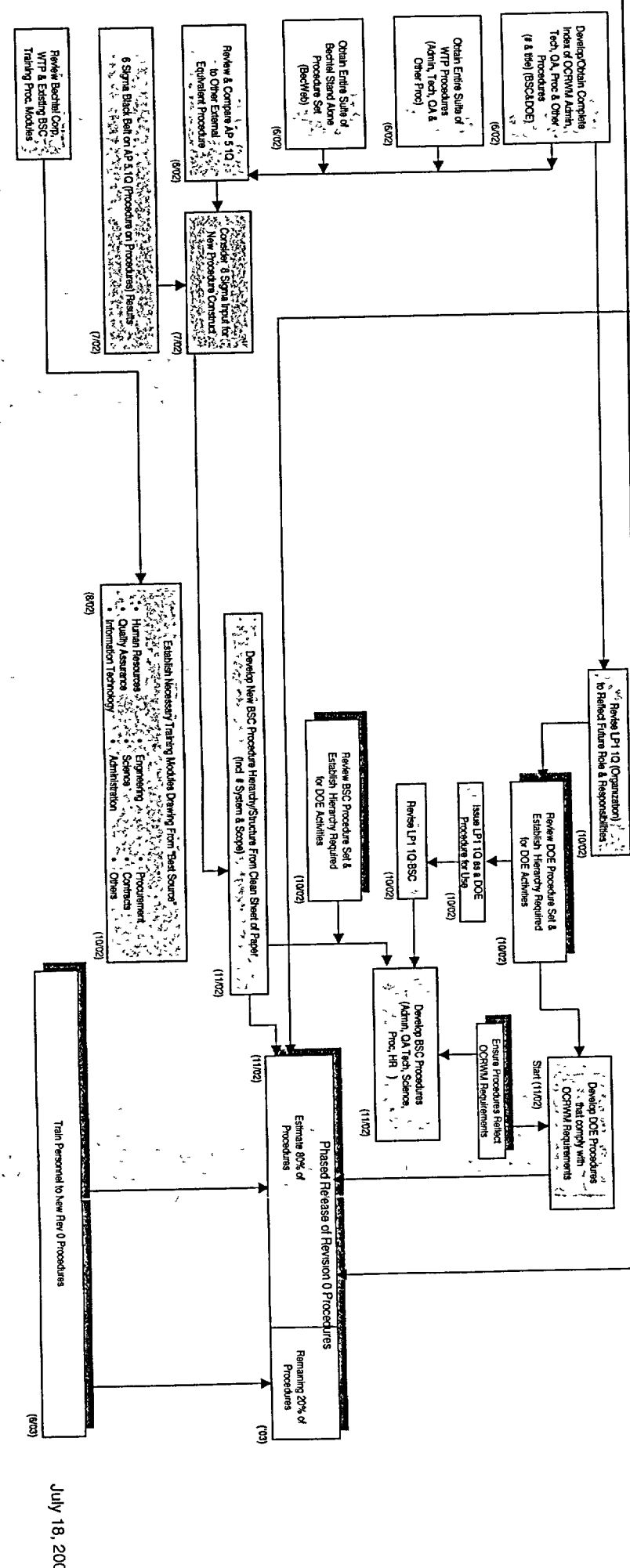
Roles & Responsibilities Accountability & Authority (R²A²)



Quality Program



Procedures



This flow chart reflects OCRM Management Improvement Initiatives (MII) activities identified in the action summary addressed in the document. Those specific activities are in the shaded boxes, coupled with bold dates. This flow chart is intended to provide additional guidance to OCRM staff who support MII efforts at a more detailed level. The flow chart overall considered a living document that will include further studies and actions.

July 18, 200.

6/30/02 7/30/02 8/30/02 9/30/02 10/30/02 11/30/02 1/30/03 6/30/03 9/30/03

This flow chart reflects OCRMW Management Improvement Initiatives (MI) activities identified in the action summaries addressed in this document. These specific activities are in the shadowed boxes, coupled with bold dates. This flow chart is intended to provide additional guidance to OCRMW staff who support MI efforts at a more detailed level. The flow chart overall is considered a living document that will include further sub level actions.

