165

ATTACHMENT 6.14
SURVEY DOWNLOAD DATA SHEET

Download Print
Technician: Name: PAUL JONES Signature: Station: 2 File: 223
Serial No. Verification: Model 2350: ☑ Detector: ☑ Problems: ☐ (See Comments)

Survey Technician(s):
Print Name: B.S. Kjos User ID 0SK090 Signature: BSKjos Date: 11-21-01

Print Name: User ID Signature: Date:

Survey Unit Description: A0304 First Floor Below 2 Meter 01F01, m26
(Example: Survey Package + description i.e. D16, Building 43, Area 09, Room 100, Floor - Grid Locations A1 through A7)

Instrument Model and Serial No.: Model 2350 ☐ Model 2350-1 ☑: 129429

Instrument and Detector Calibration Due Dates: Survey Meter: 12-6-01 Detector: 12-21-01

Type Of Survey: ☑ Term Survey ☐ Characterization ☐ Information Only
☐ Other (explain):

Type of Measurement	Detector Serial Number	Detector Model Number	Detector Efficiency	Source Mean BKG Value	Pre & Post Use Info	
					Pre File No.	Post File No.
☐ Beta β		43-106B				
☑ Beta β	095080	43-68B	.214	539/ 429	223	223
☐ Alpha α		43-68A				
☐ Gamma γ		44-2	N/A			

Local Area Background Measurements — MEAN Value in cpm !

β Beta	1	2	3	4	5	6	326
α Alpha	1	2	3	4	5	6	

COMMENTS: Delete sample # 6-63; 68-140; See downloads # 224-~~228~~ 229 for these results.
This ~~download~~ survey performed to verify grid m26 activity. This data point is not included in statistical summary. OK P. Jones 1/15/02

GTS DURATEK RADIOLOGICAL ENGINEERING & FIELD SERVICES

GEORGIA INSTITUTE OF TECHNOLOGY

Direct Beta Survey Report, dpm/100 cm2

File Number: 223	Survey Description: A0304 First Floor Below 2 meters 01F01, M26		
Survey Reason: TERMINATION	User ID: BSK0490	Technician name: B.S. Kjos	
Instrument Model: 2350-1	S/N: 129429	Calibration Due: 12/06/01	Group: 2
Detector Model: 43-68	Detector S/N: 095080	Type:	
Background: 326 cpm	Beta Efficiency: .214		Survey Date: 11/15/01

Pre and Post source checks are included on this download: Yes ✓ No ___
If No is answered, then list the Download Files which include the Pre and Post source checks.
Pre File #: _____ Post File #: _____

Technician Review:

I have reveiwed this cover sheet and 1 pages of the report, 1 pages of comments, and 1 graph.

I performed this survey: Betty S. Kjos (Print name) / BS Kjos (Signature) Date: 11-28-01

and,

I performed this survey: _____ (Print name) / _____ (Signature) Date: _____

Corrections and Reasons:

Comment Resolution:

Survey Reviewed and Approved by: PAUL JONES (Print name) / Paul A Jones (Signature) Date: 1-15-02

Survey Date: 11/15/01 Report Date: 11/28/01 Page: 1
File: 223 Station: 2

Comments

Survey Code	L1	L2	L3	L4	Setup Number 4
	A0304	01F01	TAT01	02200	Det Cal Due: 12/21/01

L5 CntTy	L6 BkgSu	L7 Grid	L8 LocNm	Sample Number	Count Time	Gross Counts	Net dpm/100cm2	H i
FLDBK	B0001	M	00026	4	60	488	601	
						Group Average:	601	
FLDCT	B0001	M	00026	5	60	599	1012	
						Group Average:	1012	

Survey Code	L1	L2	L3	L4	Setup Number 4
	ZZZZZ	EZ260	TAT01	02200	Det Cal Due: 12/21/01

L5 CntTy	L6 BkgSu	L7 Grid	L8 LocNm	Sample Number	Count Time	Gross Counts	Net dpm/100cm2	H i
PRB00	ZZZZZ	ZZZZZ	00000	1	60	5716	19990	*
PRB00	ZZZZZ	ZZZZZ	00000	2	60	6006	21065	*
PRB00	ZZZZZ	ZZZZZ	00000	3	60	5748	20108	*
						Group Average:	20388	
PRBBK	ZZZZZ	ZZZZZ	00000	0	600	4293	383	
						Group Average:	383	
00	ZZZZZ	ZZZZZ	00000	65	60	5729	20038	*
PTB00	ZZZZZ	ZZZZZ	00000	66	60	6032	21162	*
PTB00	ZZZZZ	ZZZZZ	00000	67	60	5800	20301	*
						Group Average:	20500	
PTBBK	ZZZZZ	ZZZZZ	00000	64	600	4554	480	
						Group Average:	480	

Total Number of Measurements on this Report: 10

NOTE: This report is grouped by:
Package (L1) (Package number)
Setup number (Detector parameters)
Det Type (L4) (GM pancake-flat surface, Beta 3.5-12" pipe, gamma at 1 m, etc.)
Reason (L3-345) (Char survey, source check, final survey, etc.)
Surface Cat (L2) (Wall, floor, drain, penetration, etc.)
Count Type (L5) (Field count, bkg, pre-, post-, etc.)
Bkgd Sub (L6) (Material code, i.e., wood, iron, concr, etc.)

* Hi flag set at 2400 dpm/100 cm2

GTS DURATEK RADIOLOGICAL ENGINEERING & FIELD SERVICES

GEORGIA INSTITUTE OF TECHNOLOGY

11/28/01 Comments Report for File 223 Station: 2

Comment Number	Comment
1	Deleted sample numbers from 68 to 140. Because info. on other downloads (#224-229).
2	Deleted sample numbers from 6 to 63. Because information on other downloads (#224-229).

GTS:0143 :C:\PDOX35\M2350\COMMENTS:R1

GTS DURATEK RADIOLOGICAL ENGINEERING & FIELD SERVICES

GEORGIA INSTITUTE OF TECHNOLOGY

11/28/2001 Graph of File 223 Station: 2

Survey Date: 11/15/2001 Survey Start Time: 13:39:38

Description: A0304 First Floor Below 2 meters 01F01, M26

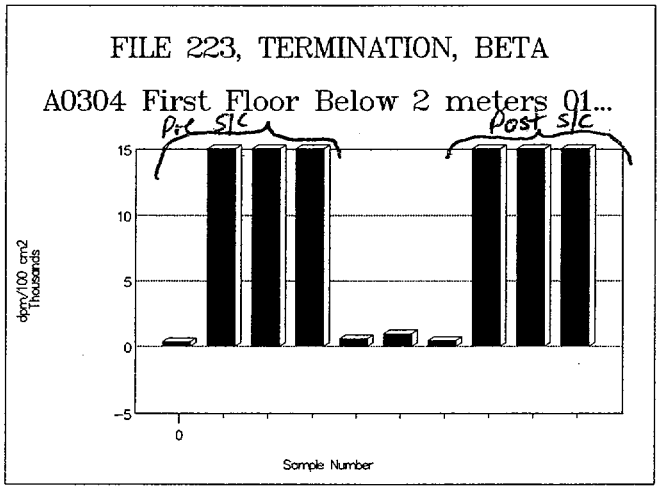

Flag set for 2400 dpm/100 cm2. Review values greater than this value.

Review this graph for visual outliers.

Mark outliers, source checks and backgrounds on the graph on this page.

Section 4

Package 4
Exposure Rate Readings for the 1st Floor Affected Areas (including lab reports)

ATTACHMENT 6.14
SURVEY DOWNLOAD DATA SHEET

171

Download Technician: Print Name: D. Schumacher Signature: [signature] Station: 2 File: 200
Serial No. Verification: Model 2350: ☐ Detector: ☐ Problems: ☐ (See Comments)

Survey Technician(s):
Print Name: RA Leigh User ID RAL 7103 Signature: RALeigh Date: 7-19-01

Print Name: _____ User ID _____ Signature: _____ Date: _____

Survey Unit Description: A0304 : Personnel Hatches Gamma
(Example: Survey Package + description i.e. D16, Building 43, Area 09, Room 100, Floor - Grid Locations A1 through A7)

Instrument Model and Serial No.: Model 2350 ☐ Model 2350-1 ☒: 126182

Instrument and Detector Calibration Due Dates: Survey Meter: 12/13/01 Detector: 12/6/01

Type Of Survey: ☒ Term Survey ☐ Characterization ☐ Information Only
☐ Other (explain):

Type of Measurement	Detector Serial Number	Detector Model Number	Detector Efficiency	Source Mean BKG Value	Pre & Post Use Info	
					Pre File No.	Post File No.
☐ Beta β		43-106B				
☐ Beta β		43-68B				
☐ Alpha α		43-68A				
☒ Gamma γ	091034	44-2	N/A	N/A	200	200

Local Area Background Measurements — MEAN Value in cpm ↓

β Beta	1	2	3	4	5	6	
α Alpha	1	2	3	4	5	6	

COMMENTS: _____

GTS DURATEK RADIOLOGICAL ENGINEERING & FIELD SERVICES

GEORGIA INSTITUTE OF TECHNOLOGY

Gamma Radiation Survey Report, Micro-R/hour - Integrated Measurement

File Number: 200	Survey Description: A0304: SECONDARY AND GA.TECH LAB AREA PERDONNEL HATCHES		
Survey Reason: TERMINATION	User ID: RAL7103	Technician name: R.A. Leigh	
Instrument Model: M2350-1	S/N: 126182	Calibration Due: 12/13/01	Group: 2
Detector Model: 44-2	Detector S/N: 091034	Type: High Energy Gamma Scintillator, 1x1 NaI	
Background: uR/hr	Gamma Calibration Constant: 1.70095 E10 c/R	PIC ratio: 1.000 (PIC/NaI)	Survey Date: 7/19/01

Pre and Post source checks are included on this download: Yes ✓ No ___
If No is answered, then list the Download Files which include the Pre and Post source checks.
Pre File #: _____ Post File #: _____

Technician Review:

I have reveiwed this cover sheet and 3 pages of the report, 0 pages of comments, and 1 graph.

I performed this survey: R.A. LEIGH (Print name) / R.A. Leigh (Signature) Date: 7-19-01

and,

I performed this survey: _____ (Print name) / _____ (Signature) Date: _____

Corrections and reason (required):

Comment Resolution:

Survey Reviewed and Approved by: PAUL JONES (Print name) / Pl Jones (Signature) Date: 11/7/01

Survey Date: 7/19/01 Report Date: 7/19/01 Station: 2
File: 200 Page: 1

Comments

Survey Code	L1	L2	L3	L4	L5	L6	Setup Number 2
	A0304	01S02	TAT01	03100	FLDCT	B9999	Det Cal Due: 12/06/01

L7 Code Grid ID	L8 Code Location Number	Sample Number	Count Time (sec)	Gross Counts	Gross Micro R/hr	Hi
ZZZZZ	00001	44	10	346	7.3	
ZZZZZ	00002	45	10	290	6.1	
ZZZZZ	00003	46	10	280	5.9	
ZZZZZ	00004	47	10	325	6.9	
ZZZZZ	00005	48	10	258	5.5	
ZZZZZ	00006	49	10	301	6.4	
ZZZZZ	00007	50	10	310	6.6	
ZZZZZ	00041	51	10	262	5.5	
ZZZZZ	00042	52	10	338	7.2	

Group Average: 1807 cpm Average uR/hr: 6.4
Number of measurements: 9

Survey Code	L1	L2	L3	L4	L5	L6	Setup Number 2
	A0304	01S03	TAT01	03100	FLDCT	B9999	Det Cal Due: 12/06/01

L7 Code Grid ID	L8 Code Location Number	Sample Number	Count Time (sec)	Gross Counts	Gross Micro R/hr	Hi
ZZZZZ	00001	29	10	662	14.0	
ZZZZZ	00002	30	10	496	10.5	
ZZZZZ	00003	31	10	518	11.0	
ZZZZZ	00004	32	10	497	10.5	
ZZZZZ	00005	33	10	444	9.4	
ZZZZZ	00006	34	10	367	7.8	
ZZZZZ	00007	35	10	363	7.7	
ZZZZZ	00008	36	10	540	11.4	
ZZZZZ	00009	37	10	1011	21.4	
ZZZZZ	00010	38	10	485	10.3	
ZZZZZ	00061	39	10	368	7.8	
ZZZZZ	00062	40	10	589	12.5	
ZZZZZ	00063	41	10	451	9.5	
ZZZZZ	00064	42	10	835	17.7	
ZZZZZ	00065	43	10	382	8.1	

Group Average: 3203 cpm Average uR/hr: 11.3
Number of measurements: 15

Survey Code	L1	L2	L3	L4	L5	L6	Setup Number 2
	A0304	01T06	TAT01	03100	FLDCT	B0002	Det Cal Due: 12/06/01

L7 Code Grid ID	L8 Code Location Number	Sample Number	Count Time (sec)	Gross Counts	Gross Micro R/hr	Hi
ZZZZZ	00001	4	10	640	13.5	
ZZZZZ	00002	5	10	612	13.0	
ZZZZZ	00003	6	10	617	13.1	
ZZZZZ	00004	7	10	510	10.8	
ZZZZZ	00006	8	10	668	14.1	
ZZZZZ	00007	9	10	639	13.5	
ZZZZZ	00008	10	10	653	13.8	
ZZZZZ	00009	11	10	597	12.6	
ZZZZZ	00010	12	10	674	14.3	
ZZZZZ	00011	13	10	665	14.1	
ZZZZZ	00013	14	10	608	12.9	
ZZZZZ	00014	15	10	627	13.3	
ZZZZZ	00015	16	10	657	13.9	
ZZZZZ	00016	17	10	644	13.6	

* Hi flag set at ***** micro-R/hr.

Survey Date: 7/19/01 Report Date: 7/19/01 Station: 2
File: 200 Page: 2

Comments

Survey Code	L1	L2	L3	L4	L5	L6	Setup Number 2
	A0304	01T06	TAT01	03100	FLDCT	B0002	Det Cal Due: 12/06/01

L7 Code Grid ID	L8 Code Location Number	Sample Number	Count Time (sec)	Gross Counts	Gross Micro R/hr	Hi
ZZZZZ	00017	18	10	719	15.2	
ZZZZZ	00019	19	10	633	13.4	
ZZZZZ	00020	20	10	627	13.3	
ZZZZZ	00021	21	10	692	14.6	
ZZZZZ	00022	22	10	650	13.8	
ZZZZZ	00024	23	10	606	12.8	
ZZZZZ	00025	24	10	665	14.1	
ZZZZZ	00026	25	10	607	12.8	
ZZZZZ	00028	26	10	559	11.8	
ZZZZZ	00029	27	10	684	14.5	
ZZZZZ	00030	28	10	610	12.9	

Group Average: 3807 cpm Average uR/hr: 13.4
Number of measurements: 25

Survey Code	L1	L2	L3	L4	L5	L6	Setup Number 2
	ZZZZZ	19453	TAT01	03100	PRB00	ZZZZZ	Det Cal Due: 12/06/01

L7 Code Grid ID	L8 Code Location Number	Sample Number	Count Time (sec)	Gross Counts	Gross Micro R/hr	Hi
ZZZZZ	00000	1	60	535222	1888.0	
ZZZZZ	00000	2	60	13794	48.7	
ZZZZZ	00000	3	60	5197	18.3	

Group Average: 184738 cpm Average uR/hr: 651.7
Number of measurements: 3

Survey Code	L1	L2	L3	L4	L5	L6	Setup Number 2
	ZZZZZ	19453	TAT01	03100	PTB00	ZZZZZ	Det Cal Due: 12/06/01

L7 Code Grid ID	L8 Code Location Number	Sample Number	Count Time (sec)	Gross Counts	Gross Micro R/hr	Hi
ZZZZZ	00000	54	60	536109	1891.1	
ZZZZZ	00000	55	60	14472	51.0	
ZZZZZ	00000	56	60	5345	18.9	

Group Average: 185309 cpm Average uR/hr: 653.7
Number of measurements: 3

Survey Code	L1	L2	L3	L4	L5	L6	Setup Number 2
	ZZZZZ	ZZZZZ	TAT01	03100	PRBBK	ZZZZZ	Det Cal Due: 12/06/01

L7 Code Grid ID	L8 Code Location Number	Sample Number	Count Time (sec)	Gross Counts	Gross Micro R/hr	Hi
ZZZZZ	00000	0	300	19656	13.9	

Group Average: 3931 cpm Average uR/hr: 13.9
Number of measurements: 1

* Hi flag set at ***** micro-R/hr.

Survey Date: 7/19/01 Report Date: 7/19/01 Station: 2
File: 200 Page: 3

Survey Code	L1	L2	L3	L4	L5	L6
	ZZZZZ	ZZZZZ	TAT01	03100	PTBBK	ZZZZZ

Setup Number 2
Det Cal Due: 12/06/01

Comments

L7 Code Grid ID	L8 Code Location Number	Sample Number	Count Time (sec)	Gross Counts	Gross Micro R/hr	Hi
ZZZZZ	00000	53	300	19649	13.9	

Group Average: 3930 cpm Average uR/hr: 13.9
Number of measurements: 1

Total Number of Measurements on this Report: 57

NOTE: This report is grouped by:
Package (L1) (Package number)
Setup number (Detector parameters)
Det Type (L4) (GM pancake-flat surface, Beta 3.5-12" pipe, gamma at 1 m, etc.)
Reason (L3-345) (Char survey, source check, final survey, etc.)
Surface Cat (L2) (Wall, floor, drain, penetration, etc.)
Count Type (L5) (Field count, bkg, pre-, post-, etc.)
Bkgd Sub (L6) (Material code, i.e., wood, iron, concr, etc.)

* Hi flag set at ***** micro-R/hr.

GTS DURATEK RADIOLOGICAL ENGINEERING & FIELD SERVICES

GEORGIA INSTITUTE OF TECHNOLOGY

7/19/2001 Graph of File 200 Station: 2

Survey Date: 7/19/2001 Survey Start Time: 10:29:26

Description: A0304: SECONDARY AND GA.TECH LAB AREA PERDONNEL HATCHES

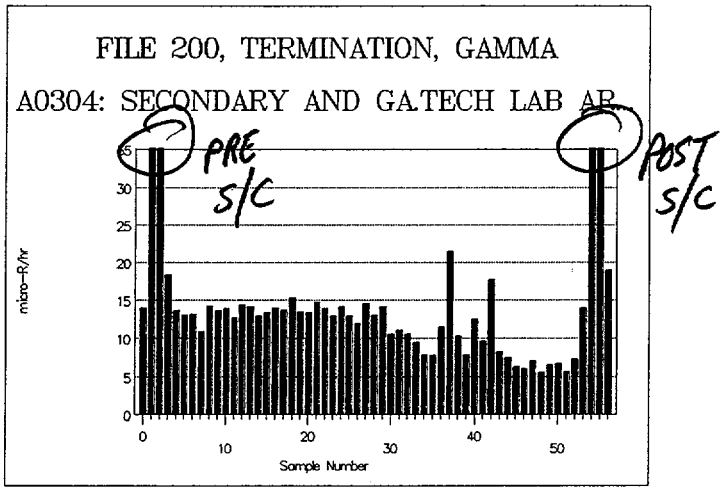

Flag set for 2400 micro-R/hr. Review values greater than this value.

Review this graph for visual outliers.

Mark outliers, source checks and backgrounds on the graph on this page.

ATTACHMENT 6.14
SURVEY DOWNLOAD DATA SHEET

177

wnload Print
Technician: Name: D. Schumacher Signature: [signature] Station: 2 File: 156
Serial No. Verification: Model 2350: ☐ Detector: ☐ Problems: ☐ (See Comments)

Survey Technician(s):
Print Name: Bill Bishop User ID WMB 7302 Signature: [signature] Date: 6-29-01

Print Name: _____ User ID _____ Signature: _____ Date: _____

Survey Unit Description: A0304: Rx Bldg 1st Floor + Bio Med Rm.
(Example: Survey Package + description i.e. D16, Building 43, Area 09, Room 100, Floor - Grid Locations A1 through A7)

Instrument Model and Serial No.: Model 2350 ☐ Model 2350-1 ☑: 126182

Instrument and Detector Calibration Due Dates: Survey Meter: 9/22/01 Detector: 9/22/01

Type Of Survey: ☑ Term Survey ☐ Characterization ☐ Information Only
☐ Other (explain):

Type of Measurement	Detector Serial Number	Detector Model Number	Detector Efficiency	Source Mean BKG Value	Pre & Post Use Info	
					Pre File No.	Post File No.
☐ Beta β		43-106B				
☐ Beta β		43-68B				
☐ Alpha α		43-68A				
☑ Gamma γ	095085	44-2	N/A			

Local Area Background Measurements MEAN Value in cpm

β Beta	1	2	3	4	5	6	
α Alpha	1	2	3	4	5	6	

COMMENTS: _____

GTS DURATEK RADIOLOGICAL ENGINEERING & FIELD SERVICES

GEORGIA INSTITUTE OF TECHNOLOGY

Gamma Radiation Survey Report, Micro-R/hour - Integrated Measurement

File Number: 156	Survey Description: A0304: RX BUILDING 1st FLOOR,BIO-MED RM.		
Survey Reason: TERMINATION	User ID: WMB7302	Technician name: Bill Bishop	
Instrument Model: M2350-1	S/N: 126182	Calibration Due: 9/22/01	Group: 2
Detector Model: 44-2	Detector S/N: 095085	Type: High Energy Gamma Scintillator, 1x1 NaI	
Background: uR/hr	Gamma Calibration Constant: 1.69084 E10 c/R	PIC ratio: 1.000 (PIC/NaI)	Survey Date: 6/28/01

Pre and Post source checks are included on this download: Yes ✓ No ___
If No is answered, then list the Download Files which include the Pre and Post source checks.
Pre File #: _____ Post File #: _____

Technician Review:

I have reveiwed this cover sheet and 9 pages of the report, 0 pages of comments, and 1 graph.

I performed this survey: Bill Bishop (Print name) / [signature] (Signature) Date: 6-29-01

and,

I performed this survey: _____ (Print name) / _____ (Signature) Date: _____

Corrections and reason (required):

Comment Resolution:

Survey Reviewed and Approved by: Paul Jones (Print name) / [signature] (Signature) Date: 7/9/01

Survey Date: 6/28/01 Report Date: 6/28/01 Station: 2
File: 156 Page: 1

Survey Code	L1	L2	L3	L4	L5	L6
	A0304	01F01	TAT01	03100	FLDCT	B0001

Setup Number 2
Det Cal Due: 9/22/01

Comments

L7 Code Grid ID	L8 Code Location Number	Sample Number	Count Time (sec)	Gross Counts	Gross Micro R/hr	Hi
A	00012	4	10	713	15.2	*
A	00013	5	10	672	14.3	
A	00014	6	10	707	15.1	*
A	00015	7	10	737	15.7	*
A	00016	8	10	682	14.5	
B	00009	9	10	719	15.3	*
B	00010	10	10	714	15.2	*
B	00011	11	10	653	13.9	
B	00012	12	10	620	13.2	
B	00013	13	10	634	13.5	
B	00014	14	10	676	14.4	
B	00015	15	10	665	14.2	
B	00016	16	10	657	14.0	
B	00017	17	10	666	14.2	
B	00018	18	10	710	15.1	*
B	00019	19	10	685	14.6	
C	00007	20	10	695	14.8	
C	00008	21	10	681	14.5	
C	00009	22	10	679	14.5	
C	00010	23	10	636	13.5	
C	00011	24	10	659	14.0	
C	00012	25	10	651	13.9	
C	00013	26	10	546	11.6	
C	00014	27	10	566	12.1	
C	00015	28	10	639	13.6	
	00016	29	10	699	14.9	
	00017	30	10	712	15.2	*
	00018	31	10	678	14.4	
C	00019	32	10	733	15.6	*
C	00020	33	10	708	15.1	*
C	00021	34	10	676	14.4	
D	00006	35	10	671	14.3	
D	00007	36	10	730	15.5	*
D	00008	37	10	700	14.9	
D	00009	38	10	649	13.8	
D	00010	39	10	692	14.7	
D	00011	40	10	668	14.2	
D	00012	41	10	587	12.5	
D	00013	42	10	458	9.8	
D	00014	43	10	523	11.1	
D	00015	44	10	633	13.5	
D	00016	45	10	612	13.0	
D	00017	46	10	695	14.8	
D	00018	47	10	681	14.5	
D	00019	48	10	726	15.5	*
D	00020	49	10	699	14.9	
D	00021	50	10	670	14.3	
D	00022	51	10	716	15.2	*
E	00005	52	10	733	15.6	*
E	00006	53	10	741	15.8	*
E	00007	54	10	676	14.4	
E	00008	55	10	687	14.6	
E	00009	56	10	735	15.6	*
E	00010	57	10	671	14.3	
E	00011	58	10	661	14.1	
E	00012	59	10	605	12.9	
E	00013	60	10	549	11.7	
E	00014	61	10	567	12.1	
E	00015	62	10	629	13.4	
	00016	63	10	650	13.8	
	00017	64	10	690	14.7	
	00018	65	10	669	14.2	
E	00019	66	10	645	13.7	
E	00020	67	10	748	15.9	*

* Hi flag set at 15.0 micro-R/hr.

Survey Date: 6/28/01 Report Date: 6/28/01 Station: 2
File: 156 Page: 2

Survey Code	L1	L2	L3	L4	L5	L6
	A0304	01F01	TAT01	03100	FLDCT	B0001

Setup Number 2
Det Cal Due: 9/22/01

Comments

L7 Code Grid ID	L8 Code Location Number	Sample Number	Count Time (sec)	Gross Counts	Gross Micro R/hr	Hi
E	00021	68	10	667	14.2	
E	00022	69	10	671	14.3	
E	00023	70	10	717	15.3	*
F	00004	71	10	645	13.7	
F	00005	72	10	656	14.0	
F	00006	73	10	687	14.6	
F	00007	74	10	732	15.6	*
F	00008	75	10	707	15.1	*
F	00009	76	10	711	15.1	*
F	00010	77	10	720	15.3	*
F	00011	78	10	641	13.6	
F	00012	79	10	636	13.5	
F	00013	80	10	581	12.4	
F	00014	81	10	595	12.7	
F	00015	82	10	633	13.5	
F	00016	83	10	652	13.9	
F	00017	84	10	621	13.2	
F	00018	85	10	665	14.2	
F	00019	86	10	715	15.2	*
F	00020	87	10	715	15.2	*
F	00021	88	10	724	15.4	*
F	00022	89	10	745	15.9	*
F	00023	90	10	700	14.9	
F	00024	91	10	719	15.3	*
G	00003	92	10	492	10.5	
	00004	93	10	599	12.8	
	00005	94	10	637	13.6	
	00006	95	10	666	14.2	
G	00007	96	10	675	14.4	
G	00008	97	10	658	14.0	
G	00009	98	10	647	13.8	
G	00010	99	10	687	14.6	
G	00011	100	10	684	14.6	
G	00012	101	10	634	13.5	
G	00013	102	10	649	13.8	
G	00014	103	10	614	13.1	
G	00015	104	10	639	13.6	
G	00016	105	10	634	13.5	
G	00017	106	10	653	13.9	
G	00018	107	10	625	13.3	
G	00019	108	10	681	14.5	
G	00020	109	10	692	14.7	
G	00021	110	10	674	14.4	
G	00022	111	10	732	15.6	*
G	00023	112	10	759	16.2	*
G	00024	113	10	743	15.8	*
G	00025	114	10	749	15.9	*
H	00003	115	10	563	12.0	
H	00004	116	10	603	12.8	
H	00005	117	10	633	13.5	
H	00006	118	10	604	12.9	
H	00007	119	10	638	13.6	
H	00008	120	10	679	14.5	
H	00009	121	10	587	12.5	
H	00010	122	10	658	14.0	
H	00011	123	10	688	14.6	
H	00012	124	10	698	14.9	
H	00013	125	10	675	14.4	
H	00014	126	10	703	15.0	
	00015	127	10	653	13.9	
	00016	128	10	641	13.6	
	00017	129	10	626	13.3	
H	00018	130	10	626	13.3	
H	00019	131	10	669	14.2	

* Hi flag set at 15.0 micro-R/hr.

Survey Date: 6/28/01 Report Date: 6/28/01 Station: 2
File: 156 Page: 3

Survey Code	L1	L2	L3	L4	L5	L6
	A0304	01F01	TAT01	03100	FLDCT	B0001

Setup Number 2
Det Cal Due: 9/22/01

Comments

L7 Code Grid ID	L8 Code Location Number	Sample Number	Count Time (sec)	Gross Counts	Gross Micro R/hr	Hi
H	00020	132	10	697	14.8	
H	00021	133	10	674	14.4	
H	00022	134	10	710	15.1	*
H	00023	135	10	717	15.3	*
H	00024	136	10	727	15.5	*
H	00025	137	10	735	15.6	*
I	00003	138	10	618	13.2	
I	00004	139	10	613	13.1	
I	00005	140	10	615	13.1	
I	00006	141	10	625	13.3	
I	00007	142	10	647	13.8	
I	00008	143	10	650	13.8	
I	00009	144	10	650	13.8	
I	00010	145	10	688	14.6	
I	00011	146	10	683	14.5	
I	00012	147	10	670	14.3	
I	00013	148	10	660	14.1	
I	00014	149	10	647	13.8	
I	00015	150	10	711	15.1	*
I	00016	151	10	696	14.8	
I	00017	152	10	608	12.9	
I	00018	153	10	629	13.4	
I	00019	154	10	668	14.2	
I	00020	155	10	683	14.5	
I	00021	156	10	711	15.1	*
	00022	157	10	742	15.8	*
	00023	158	10	799	17.0	*
	00024	159	10	731	15.6	*
I	00025	160	10	748	15.9	*
J	00001	161	10	227	4.8	
J	00002	162	10	360	7.7	
J	00003	163	10	641	13.6	
J	00004	164	10	621	13.2	
J	00005	165	10	578	12.3	
J	00006	166	10	571	12.2	
J	00007	167	10	638	13.6	
J	00008	168	10	661	14.1	
J	00009	169	10	712	15.2	*
J	00010	170	10	715	15.2	*
J	00011	171	10	660	14.1	
J	00012	172	10	654	13.9	
J	00013	173	10	635	13.5	
J	00014	174	10	672	14.3	
J	00015	175	10	697	14.8	
J	00016	176	10	648	13.8	
J	00017	177	10	612	13.0	
J	00018	178	10	676	14.4	
J	00019	179	10	670	14.3	
J	00020	180	10	696	14.8	
J	00021	181	10	682	14.5	
J	00022	182	10	703	15.0	
J	00023	183	10	726	15.5	*
J	00024	184	10	761	16.2	*
J	00025	185	10	695	14.8	
J	00026	186	10	730	15.5	*
K	00001	187	10	299	6.4	
K	00002	188	10	412	8.8	
K	00003	189	10	584	12.4	
K	00004	190	10	654	13.9	
	00005	191	10	620	13.2	
	00006	192	10	634	13.5	
	00007	193	10	626	13.3	
K	00008	194	10	700	14.9	
K	00009	195	10	668	14.2	

* Hi flag set at 15.0 micro-R/hr.

Survey Date: 6/28/01 Report Date: 6/28/01 Station: 2
File: 156 Page: 4

Survey Code	L1	L2	L3	L4	L5	L6	Setup Number 2
	A0304	01F01	TAT01	03100	FLDCT	B0001	Det Cal Due: 9/22/01

Comments

L7 Code Grid ID	L8 Code Location Number	Sample Number	Count Time (sec)	Gross Counts	Gross Micro R/hr	Hi
K	00010	196	10	694	14.8	
K	00011	197	10	661	14.1	
K	00012	198	10	612	13.0	
K	00013	199	10	662	14.1	
K	00014	200	10	592	12.6	
K	00017	201	10	601	12.8	
K	00018	202	10	581	12.4	
K	00019	203	10	621	13.2	
K	00020	204	10	632	13.5	
K	00021	205	10	655	13.9	
K	00022	206	10	664	14.1	
K	00023	207	10	745	15.9	*
K	00024	208	10	691	14.7	
K	00025	209	10	755	16.1	*
K	00026	210	10	782	16.6	*
L	00001	211	10	191	4.1	
L	00002	212	10	361	7.7	
L	00003	213	10	652	13.9	
L	00004	214	10	667	14.2	
L	00005	215	10	643	13.7	
L	00006	216	10	640	13.6	
L	00007	217	10	610	13.0	
L	00008	218	10	700	14.9	
L	00009	219	10	665	14.2	
L	00010	220	10	665	14.2	
[illegible]	00011	221	10	660	14.1	
[illegible]	00012	222	10	633	13.5	
[illegible]	00018	223	10	566	12.1	
L	00019	224	10	590	12.6	
L	00020	225	10	567	12.1	
L	00021	226	10	679	14.5	
L	00022	227	10	695	14.8	
L	00023	228	10	719	15.3	*
L	00024	229	10	744	15.8	*
L	00025	230	10	749	15.9	*
L	00026	231	10	800	17.0	*
M	00002	232	10	580	12.3	
M	00003	233	10	605	12.9	
M	00004	234	10	651	13.9	
M	00005	235	10	584	12.4	
M	00006	236	10	676	14.4	
M	00007	237	10	664	14.1	
M	00008	238	10	645	13.7	
M	00009	239	10	646	13.8	
M	00010	240	10	688	14.6	
M	00011	241	10	653	13.9	
M	00012	242	10	629	13.4	
M	00018	243	10	478	10.2	
M	00019	244	10	481	10.2	
M	00020	245	10	519	11.1	
M	00021	246	10	628	13.4	
M	00022	247	10	682	14.5	
M	00023	248	10	744	15.8	*
M	00024	249	10	736	15.7	*
M	00025	250	10	755	16.1	*
M	00026	251	10	779	16.6	*
N	00002	252	10	601	12.8	
N	00003	253	10	597	12.7	
N	00004	254	10	682	14.5	
[illegible]	00005	255	10	611	13.0	
[illegible]	00006	256	10	667	14.2	
[illegible]	00007	257	10	642	13.7	
N	00008	258	10	665	14.2	
N	00009	259	10	694	14.8	

* Hi flag set at 15.0 micro-R/hr.

Survey Date: 6/28/01 Report Date: 6/28/01 Station: 2
File: 156 Page: 5

Survey Code	L1	L2	L3	L4	L5	L6	Setup Number 2
	A0304	01F01	TAT01	03100	FLDCT	B0001	Det Cal Due: 9/22/01

Comments

L7 Code Grid ID	L8 Code Location Number	Sample Number	Count Time (sec)	Gross Counts	Gross Micro R/hr	Hi
N	00010	260	10	629	13.4	
N	00011	261	10	664	14.1	
N	00012	262	10	645	13.7	
N	00020	263	10	432	9.2	
N	00021	264	10	515	11.0	
N	00022	265	10	633	13.5	
N	00023	266	10	734	15.6	*
N	00024	267	10	749	15.9	*
N	00025	268	10	769	16.4	*
N	00026	269	10	771	16.4	*
O	00002	270	10	517	11.0	
O	00003	271	10	629	13.4	
O	00004	272	10	638	13.6	
O	00005	273	10	550	11.7	
O	00006	274	10	631	13.4	
O	00007	275	10	627	13.3	
O	00008	276	10	650	13.8	
O	00009	277	10	675	14.4	
O	00010	278	10	666	14.2	
O	00011	279	10	651	13.9	
O	00012	280	10	661	14.1	
O	00021	281	10	436	9.3	
O	00022	282	10	675	14.4	
O	00023	283	10	746	15.9	*
O	00024	284	10	750	16.0	*
O	00025	285	10	753	16.0	*
	00026	286	10	774	16.5	*
	00003	287	10	571	12.2	
P	00004	288	10	591	12.6	
P	00005	289	10	633	13.5	
P	00006	290	10	605	12.9	
P	00007	291	10	598	12.7	
P	00008	292	10	625	13.3	
P	00009	293	10	645	13.7	
P	00010	294	10	659	14.0	
P	00011	295	10	616	13.1	
P	00012	296	10	619	13.2	
P	00013	297	10	596	12.7	
P	00022	298	10	734	15.6	*
P	00023	299	10	787	16.8	*
P	00024	300	10	798	17.0	*
P	00025	301	10	749	15.9	*
P	00026	302	10	755	16.1	*
Q	00003	303	10	571	12.2	
Q	00004	304	10	612	13.0	
Q	00005	305	10	618	13.2	
Q	00006	306	10	654	13.9	
Q	00007	307	10	636	13.5	
Q	00008	308	10	594	12.6	
Q	00009	309	10	609	13.0	
Q	00010	310	10	654	13.9	
Q	00011	311	10	640	13.6	
Q	00012	312	10	597	12.7	
Q	00013	313	10	549	11.7	
Q	00014	314	10	598	12.7	
Q	00015	315	10	568	12.1	
Q	00016	316	10	487	10.4	
Q	00017	317	10	395	8.4	
Q	00022	318	10	769	16.4	*
	00023	319	10	772	16.4	*
	00024	320	10	758	16.1	*
	00025	321	10	733	15.6	*
R	00003	322	10	463	9.9	
R	00004	323	10	571	12.2	

* Hi flag set at 15.0 micro-R/hr.

Survey Date: 6/28/01 Report Date: 6/28/01 Station: 2
File: 156 Page: 6

Survey Code	L1	L2	L3	L4	L5	L6	Setup Number 2
	A0304	01F01	TAT01	03100	FLDCT	B0001	Det Cal Due: 9/22/01

Comments

L7 Code Grid ID	L8 Code Location Number	Sample Number	Count Time (sec)	Gross Counts	Gross Micro R/hr	Hi
R	00005	324	10	597	12.7	
R	00006	325	10	688	14.6	
R	00007	326	10	654	13.9	
R	00008	327	10	653	13.9	
R	00009	328	10	659	14.0	
R	00010	329	10	686	14.6	
R	00011	330	10	628	13.4	
R	00012	331	10	613	13.1	
R	00013	332	10	593	12.6	
R	00014	333	10	578	12.3	
R	00015	334	10	586	12.5	
R	00016	335	10	546	11.6	
R	00017	336	10	443	9.4	
R	00018	337	10	425	9.0	
R	00019	338	10	411	8.8	
R	00021	339	10	766	16.3	*
R	00022	340	10	733	15.6	*
R	00023	341	10	805	17.1	*
R	00024	342	10	800	17.0	*
R	00025	343	10	761	16.2	*
S	00003	344	10	449	9.6	
S	00004	345	10	536	11.4	
S	00005	346	10	569	12.1	
S	00006	347	10	643	13.7	
S	00007	348	10	637	13.6	
S	00008	349	10	655	13.9	
	00009	350	10	606	12.9	
	00010	351	10	694	14.8	
S	00011	352	10	622	13.2	
S	00012	353	10	575	12.2	
S	00013	354	10	601	12.8	
S	00014	355	10	603	12.8	
S	00015	356	10	592	12.6	
S	00016	357	10	560	11.9	
S	00017	358	10	592	12.6	
S	00018	359	10	527	11.2	
S	00019	360	10	534	11.4	
S	00020	361	10	770	16.4	*
S	00021	362	10	743	15.8	*
S	00022	363	10	788	16.8	*
S	00023	364	10	849	18.1	*
S	00024	365	10	817	17.4	*
S	00025	366	10	759	16.2	*
T	00004	367	10	422	9.0	
T	00005	368	10	591	12.6	
T	00006	369	10	607	12.9	
T	00007	370	10	601	12.8	
T	00008	371	10	661	14.1	
T	00009	372	10	631	13.4	
T	00010	373	10	658	14.0	
T	00011	374	10	625	13.3	
T	00012	375	10	593	12.6	
T	00013	376	10	599	12.8	
T	00014	377	10	624	13.3	
T	00015	378	10	624	13.3	
T	00016	379	10	609	13.0	
T	00017	380	10	612	13.0	
T	00018	381	10	613	13.1	
T	00019	382	10	644	13.7	
T	00020	383	10	710	15.1	*
	00021	384	10	760	16.2	*
	00022	385	10	776	16.5	*
T	00023	386	10	848	18.1	*
T	00024	387	10	744	15.8	*

* Hi flag set at 15.0 micro-R/hr.

Survey Date: 6/28/01 Report Date: 6/28/01 Station: 2
File: 156 Page: 7

Survey Code	L1	L2	L3	L4	L5	L6	Setup Number 2
	A0304	01F01	TAT01	03100	FLDCT	B0001	Det Cal Due: 9/22/01

Comments

L7 Code Grid ID	L8 Code Location Number	Sample Number	Count Time (sec)	Gross Counts	Gross Micro R/hr	Hi
U	00005	388	10	649	13.8	
U	00006	389	10	652	13.9	
U	00007	390	10	630	13.4	
U	00008	391	10	637	13.6	
U	00009	392	10	701	14.9	
U	00010	393	10	651	13.9	
U	00011	394	10	665	14.2	
U	00012	395	10	578	12.3	
U	00013	396	10	610	13.0	
U	00014	397	10	628	13.4	
U	00015	398	10	607	12.9	
U	00016	399	10	613	13.1	
U	00017	400	10	585	12.5	
U	00018	401	10	626	13.3	
U	00019	402	10	611	13.0	
U	00020	403	10	601	12.8	
U	00021	404	10	708	15.1	*
U	00023	405	10	811	17.3	*
U	00024	406	10	807	17.2	*
V	00005	407	10	562	12.0	
V	00006	408	10	639	13.6	
V	00007	409	10	655	13.9	
V	00008	410	10	669	14.2	
V	00009	411	10	698	14.9	
V	00010	412	10	643	13.7	
	00011	413	10	693	14.8	
	00012	414	10	572	12.2	
	00013	415	10	581	12.4	
V	00014	416	10	605	12.9	
V	00015	417	10	604	12.9	
V	00016	418	10	585	12.5	
V	00017	419	10	627	13.3	
V	00018	420	10	641	13.6	
V	00019	421	10	593	12.6	
W	00006	422	10	726	15.5	*
W	00007	423	10	728	15.5	*
W	00008	424	10	746	15.9	*
W	00009	425	10	753	16.0	*
W	00010	426	10	744	15.8	*
W	00011	427	10	621	13.2	
W	00012	428	10	617	13.1	
W	00013	429	10	574	12.2	
W	00014	430	10	561	11.9	
W	00015	431	10	565	12.0	
W	00016	432	10	551	11.7	
W	00017	433	10	612	13.0	
W	00018	434	10	614	13.1	
W	00019	435	10	665	14.2	
W	00020	436	10	712	15.2	*
X	00008	437	10	725	15.4	*
X	00009	438	10	666	14.2	
X	00010	439	10	721	15.4	*
X	00011	440	10	647	13.8	
X	00012	441	10	648	13.8	
X	00016	442	10	534	11.4	
X	00017	443	10	552	11.8	
X	00018	444	10	556	11.8	
X	00019	445	10	522	11.1	
X	00020	446	10	620	13.2	
	00010	447	10	746	15.9	*
	00011	448	10	709	15.1	*
	00012	449	10	626	13.3	
Y	00013	450	10	549	11.7	
Y	00014	451	10	639	13.6	

* Hi flag set at 15.0 micro-R/hr.

Survey Date: 6/28/01 Report Date: 6/28/01 Station: 2
File: 156 Page: 8

Survey Code	L1	L2	L3	L4	L5	L6	Setup Number 2
	A0304	01F01	TAT01	03100	FLDCT	B0001	Det Cal Due: 9/22/01

L7 Code Grid ID	L8 Code Location Number	Sample Number	Count Time (sec)	Gross Counts	Gross Micro R/hr	Hi
Y	00015	452	10	582	12.4	
Y	00016	453	10	564	12.0	
Y	00017	454	10	444	9.5	
Y	00018	455	10	395	8.4	
Y	00019	456	10	318	6.8	
Z	00017	457	10	285	6.1	
Z	00018	458	10	379	8.1	
Z	00019	459	10	230	4.9	
AA	00017	460	10	246	5.2	
AA	00018	461	10	360	7.7	
AA	00019	462	10	293	6.2	

Group Average: 3853 cpm Average uR/hr: 13.7
Number of measurements: 459

Survey Code	L1	L2	L3	L4	L5	L6	Setup Number 2
	A0304	02F01	TAT01	03100	FLDCT	B0001	Det Cal Due: 9/22/01

L7 Code Grid ID	L8 Code Location Number	Sample Number	Count Time (sec)	Gross Counts	Gross Micro R/hr	Hi
A	00001	463	10	363	7.7	
	00002	464	10	353	7.5	
	00003	465	10	340	7.2	
	00004	466	10	379	8.1	
B	00001	467	10	376	8.0	
B	00002	468	10	401	8.5	
B	00003	469	10	449	9.6	
B	00004	470	10	454	9.7	
C	00001	471	10	285	6.1	
C	00002	472	10	362	7.7	
C	00003	473	10	344	7.3	
C	00004	474	10	346	7.4	

Group Average: 2226 cpm Average uR/hr: 7.9
Number of measurements: 12

Survey Code	L1	L2	L3	L4	L5	L6	Setup Number 2
	ZZZZZ	19453	TAT01	03100	PRB00	ZZZZZ	Det Cal Due: 9/22/01

L7 Code Grid ID	L8 Code Location Number	Sample Number	Count Time (sec)	Gross Counts	Gross Micro R/hr	Hi
ZZZZZ	00000	1	60	632692	2245.1	*
ZZZZZ	00000	2	60	14461	51.3	*
ZZZZZ	00000	3	60	5315	18.9	*

Group Average: 217489 cpm Average uR/hr: 771.8
Number of measurements: 3

Comments

* Hi flag set at 15.0 micro-R/hr.

Survey Date: 6/28/01 Report Date: 6/28/01 Station: 2
File: 156 Page: 9

Comments

Survey Code	L1	L2	L3	L4	L5	L6	Setup Number 2
	ZZZZZ	19453	TAT01	03100	PTB00	ZZZZZ	Det Cal Due: 9/22/01

L7 Code Grid ID	L8 Code Location Number	Sample Number	Count Time (sec)	Gross Counts	Gross Micro R/hr	H i
ZZZZZ	00000	476	60	634753	2252.4	*
ZZZZZ	00000	477	60	14196	50.4	*
ZZZZZ	00000	478	60	5200	18.5	*

Group Average: 218050 cpm Average uR/hr: 773.8
Number of measurements: 3

Survey Code	L1	L2	L3	L4	L5	L6	Setup Number 2
	ZZZZZ	ZZZZZ	TAT01	03100	PRBBK	ZZZZZ	Det Cal Due: 9/22/01

L7 Code Grid ID	L8 Code Location Number	Sample Number	Count Time (sec)	Gross Counts	Gross Micro R/hr	H i
ZZZZZ	00000	0	300	19681	14.0	

Group Average: 3936 cpm Average uR/hr: 14.0
Number of measurements: 1

Survey Code	L1	L2	L3	L4	L5	L6	Setup Number 2
	ZZZZZ	ZZZZZ	TAT01	03100	PTBBK	ZZZZZ	Det Cal Due: 9/22/01

Code Grid ID	L8 Code Location Number	Sample Number	Count Time (sec)	Gross Counts	Gross Micro R/hr	H i
ZZZZZ	00000	475	300	19440	13.8	

Group Average: 3888 cpm Average uR/hr: 13.8
Number of measurements: 1

Total Number of Measurements on this Report: 479

NOTE: This report is grouped by:
Package (L1) (Package number)
Setup number (Detector parameters)
Det Type (L4) (GM pancake-flat surface, Beta 3.5-12" pipe, gamma at 1 m, etc.)
Reason (L3-345) (Char survey, source check, final survey, etc.)
Surface Cat (L2) (Wall, floor, drain, penetration, etc.)
Count Type (L5) (Field count, bkg, pre-, post-, etc.)
Bkgd Sub (L6) (Material code, i.e., wood, iron, concr, etc.)

* Hi flag set at 15.0 micro-R/hr.

GTS DURATEK RADIOLOGICAL ENGINEERING & FIELD SERVICES

GEORGIA INSTITUTE OF TECHNOLOGY

6/28/2001 Graph of File 156 Station: 2

Survey Date: 6/28/2001 Survey Start Time: 11:41:38

Description: A0304: RX BUILDING 1st FLOOR,BIO-MED RM.

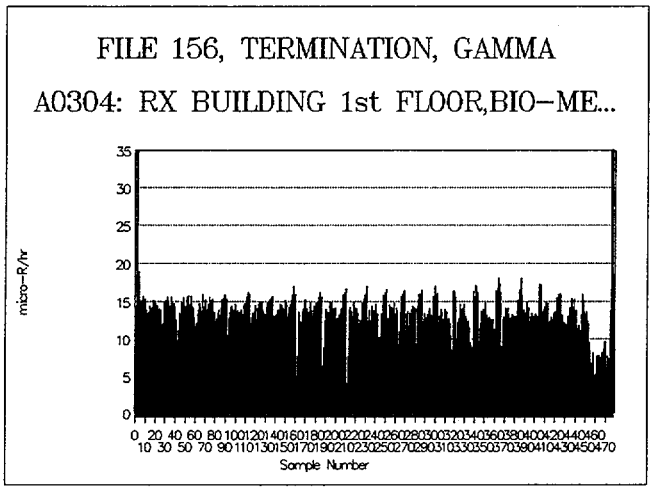

Flag set for 15 micro-R/hr. Review values greater than this value.

Review this graph for visual outliers.

Mark outliers, source checks and backgrounds on the graph on this page.

ATTACHMENT 6.14
SURVEY DOWNLOAD DATA SHEET

189

Download Technician: Print Name: PAUL JONES Signature: Paul Jones Station: 2 File: 239

Serial No. Verification: Model 2350: ☑ Detector: ☑ Problems: ☐ (See Comments)

Survey Technician(s):
Print Name: BS Kjos User ID BSK0490 Signature: BSKjos Date: 3-12-02

Print Name: _____ User ID _____ Signature: _____ Date: _____

Survey Unit Description: A0304 #9
(Example: Survey Package + description i.e. D16, Building 43, Area 09, Room 100, Floor - Grid Locations A1 through A7)

Instrument Model and Serial No.: Model 2350 ☐ Model 2350-1 ☑: 126192

Instrument and Detector Calibration Due Dates: Survey Meter: 8-8-02 Detector: 8-8-02

Type Of Survey: ☐ Term Survey ☐ Characterization ☐ Information Only
☒ Other (explain): Elevated measurement investigation.

Type of Measurement	Detector Serial Number	Detector Model Number	Detector Efficiency	Source Mean BKG Value	Pre & Post Use Info	
					Pre File No.	Post File No.
☐ Beta β		43-106B				
☐ Beta β		43-68B				
☐ Alpha α		43-68A				
☑ Gamma γ	121806	44-2	N/A	N/A	239	239

Local Area Background Measurements							MEAN Value in cpm !
β Beta	1	2	3	4	5	6	
α Alpha	1	2	3	4	5	6	

COMMENTS: This survey performed for investigation of elevated exposure rate measurement only.

GTS DURATEK RADIOLOGICAL ENGINEERING & FIELD SERVICES

GEORGIA INSTITUTE OF TECHNOLOGY

Gamma Radiation Survey Report, Micro-R/hour - Integrated Measurement

File Number: 239	Survey Description: A0304 (Package#4) 01S03 # 9 & Extra 1-15.		
Survey Reason: TERMINATION	User ID: BSK0490	Technician name: B.S. Kjos	
Instrument Model: 2350-1	S/N: 126192	Calibration Due: 8/08/02	Group: 2
Detector Model: 44-2	Detector S/N: 121806	Type: High Energy Gamma Scintillator, 1x1 NaI	
Background: 0.0 uR/hr	Gamma Calibration Constant: 1.69908 E10 c/R	PIC ratio: 1.000 (PIC/NaI)	Survey Date: 3/12/02

Pre and Post source checks are included on this download: Yes ✓ No ___
If No is answered, then list the Download Files which include the Pre and Post source checks.
Pre File #: _____ Post File #: _____

Technician Review:

I have reveiwed this cover sheet and 2 pages of the report, 1 pages of comments, and 1 graph.

I performed this survey: Betty S. Kjos (Print name) / BS Kjos (Signature) Date: 3-18-02

and,

I performed this survey: _____ (Print name) / _____ (Signature) Date: _____

Corrections and reason (required):

Comment Resolution:

Survey Reviewed and Approved by: PAUL JONES (Print name) / Paul Jones (Signature) Date: 3/18/02

Survey Date: 3/12/02 Report Date: 3/18/02 Station: 2
File: 239 Page: 1

Comments

Survey Code	L1	L2	L3	L4	L5	L6	Setup Number 1
	A0304	01S03	TAT01	03100	FLDCT	B0001	Det Cal Due: 8/08/02

L7 Code Grid ID	L8 Code Location Number	Sample Number	Count Time (sec)	Gross Counts	Gross Micro R/hr	H i
FLOOR	00009	10	10	1108	23.5	

Group Average: 6648 cpm Average uR/hr: 23.5
Number of measurements: 1

Survey Code	L1	L2	L3	L4	L5	L6	Setup Number 1
	A0304	EXTRA	TAT01	03100	FLDCT	B0001	Det Cal Due: 8/08/02

L7 Code Grid ID	L8 Code Location Number	Sample Number	Count Time (sec)	Gross Counts	Gross Micro R/hr	H i
EXTRA	00001	11	10	368	7.8	
EXTRA	00002	12	10	433	9.2	
EXTRA	00003	13	10	421	8.9	
EXTRA	00004	14	10	493	10.4	
EXTRA	00005	15	10	596	12.6	
EXTRA	00006	16	10	400	8.5	
EXTRA	00007	17	10	603	12.8	
EXTRA	00008	18	10	917	19.4	
EXTRA	00009	19	10	322	6.8	
EXTRA	00010	20	10	1727	36.6	*
EXTRA	00011	21	10	880	18.6	
EXTRA	00012	22	10	1574	33.3	*
EXTRA	00013	23	10	883	18.7	
EXTRA	00014	24	10	2139	45.3	*
EXTRA	00015	25	10	1464	31.0	*

Group Average: 5288 cpm Average uR/hr: 18.7
Number of measurements: 15

Survey Code	L1	L2	L3	L4	L5	L6	Setup Number 1
	ZZZZZ	19463	TAT01	03100	PRG00	ZZZZZ	Det Cal Due: 8/08/02

L7 Code Grid ID	L8 Code Location Number	Sample Number	Count Time (sec)	Gross Counts	Gross Micro R/hr	H i
ZZZZZ	00000	1	60	526982	1860.9	*
ZZZZZ	00000	2	60	14276	50.4	*
ZZZZZ	00000	3	60	5224	18.4	

Group Average: 182161 cpm Average uR/hr: 643.3
Number of measurements: 3

Survey Code	L1	L2	L3	L4	L5	L6	Setup Number 1
	ZZZZZ	19463	TAT01	03100	PTG00	ZZZZZ	Det Cal Due: 8/08/02

L7 Code Grid ID	L8 Code Location Number	Sample Number	Count Time (sec)	Gross Counts	Gross Micro R/hr	H i
ZZZZZ	00000	27	60	531715	1877.7	*
ZZZZZ	00000	28	60	14064	49.7	*
ZZZZZ	00000	29	60	5184	18.3	

* Hi flag set at 25.0 micro-R/hr.

Survey Date: 3/12/02 Report Date: 3/18/02 Station: 2
File: 239 Page: 2

Comments

Survey Code	L1	L2	L3	L4	L5	L6	Setup Number 1
	ZZZZZ	19463	TAT01	03100	PTG00	ZZZZZ	Det Cal Due: 8/08/02

L7 Code Grid ID	L8 Code Location Number	Sample Number	Count Time (sec)	Gross Counts	Gross Micro R/hr	Hi

Group Average: 183654 cpm Average uR/hr: 648.5
Number of measurements: 3

Survey Code	L1	L2	L3	L4	L5	L6	Setup Number 1
	ZZZZZ	ZZZZZ	TAT01	03100	PRGBK	ZZZZZ	Det Cal Due: 8/08/02

L7 Code Grid ID	L8 Code Location Number	Sample Number	Count Time (sec)	Gross Counts	Gross Micro R/hr	Hi
ZZZZZ	00000	0	300	19336	13.7	

Group Average: 3867 cpm Average uR/hr: 13.7
Number of measurements: 1

Survey Code	L1	L2	L3	L4	L5	L6	Setup Number 1
	ZZZZZ	ZZZZZ	TAT01	03100	PTGBK	ZZZZZ	Det Cal Due: 8/08/02

L7 Code Grid ID	L8 Code Location Number	Sample Number	Count Time (sec)	Gross Counts	Gross Micro R/hr	Hi
ZZZZZ	00000	26	300	19577	13.8	

Group Average: 3915 cpm Average uR/hr: 13.8
Number of measurements: 1

Total Number of Measurements on this Report: 24

NOTE: This report is grouped by:
Package (L1) (Package number)
Setup number (Detector parameters)
Det Type (L4) (GM pancake-flat surface, Beta 3.5-12" pipe, gamma at 1 m, etc.)
Reason (L3-345) (Char survey, source check, final survey, etc.)
Surface Cat (L2) (Wall, floor, drain, penetration, etc.)
Count Type (L5) (Field count, bkg, pre-, post-, etc.)
Bkgd Sub (L6) (Material code, i.e., wood, iron, concr, etc.)

* Hi flag set at 25.0 micro-R/hr.

GTS DURATEK RADIOLOGICAL ENGINEERING & FIELD SERVICES

GEORGIA INSTITUTE OF TECHNOLOGY

3/18/02 Comments Report for File 239 Station: 2

Comment Number	Comment
1	Deleted sample numbers from 4 to 9. See file # 238 for these results.

GTS:0143 :C:\PDOX35\M2350\COMMENTS:R1

GTS DURATEK RADIOLOGICAL ENGINEERING & FIELD SERVICES

GEORGIA INSTITUTE OF TECHNOLOGY

3/18/2002 Graph of File 239 Station: 2

Survey Date: 3/12/2002 Survey Start Time: 11:24:40

Description: A0304 (Package#4) 01S03 # 9 & Extra 1-15.

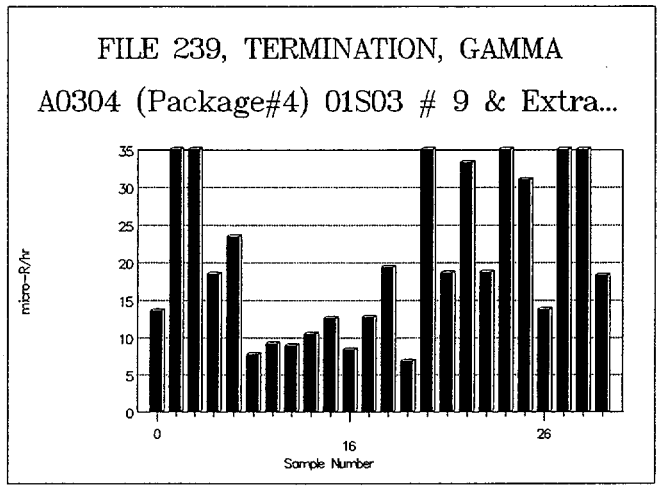

Flag set for 25 micro-R/hr. Review values greater than this value.

Review this graph for visual outliers.

Mark outliers, source checks and backgrounds on the graph on this page.

A0304 01503 (Extra)

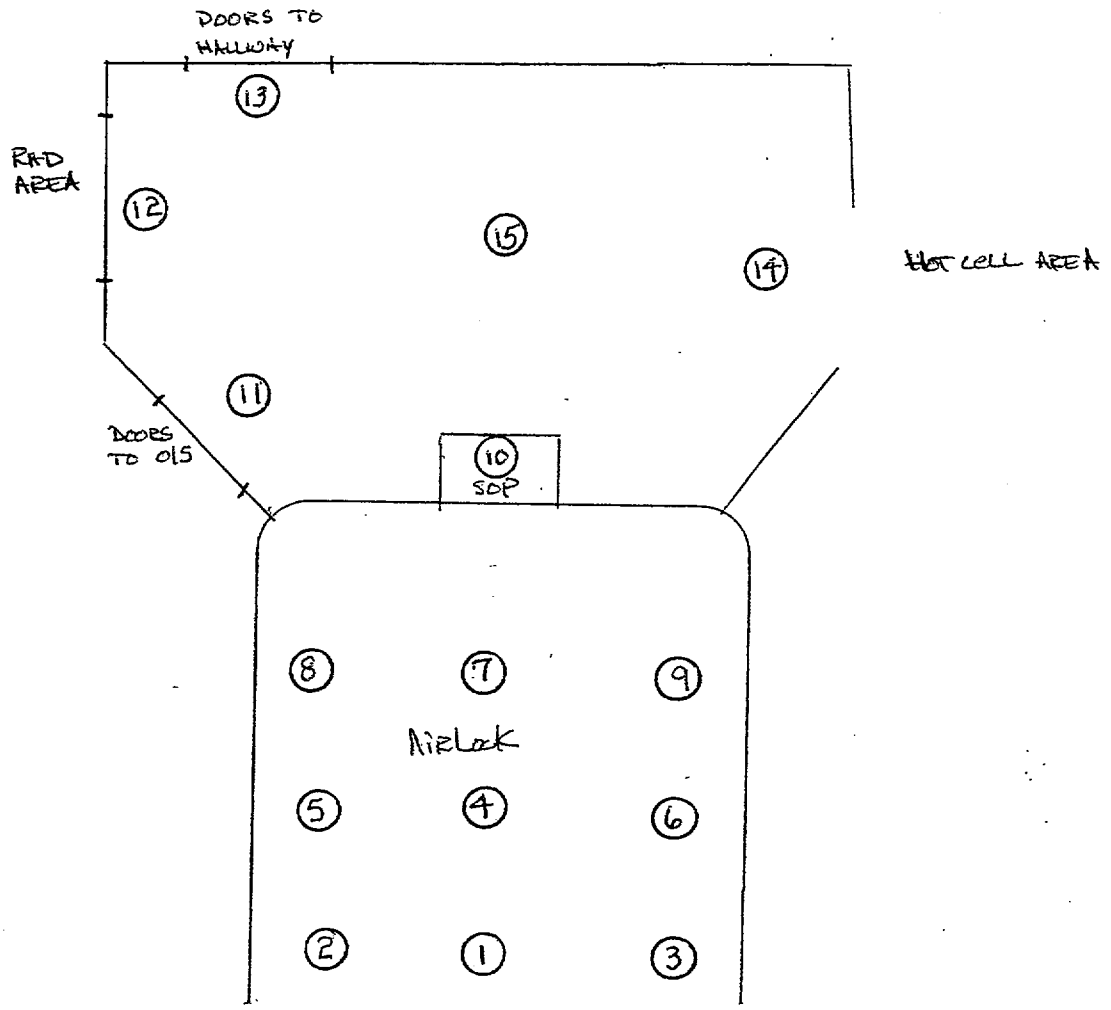

A0304 01S03

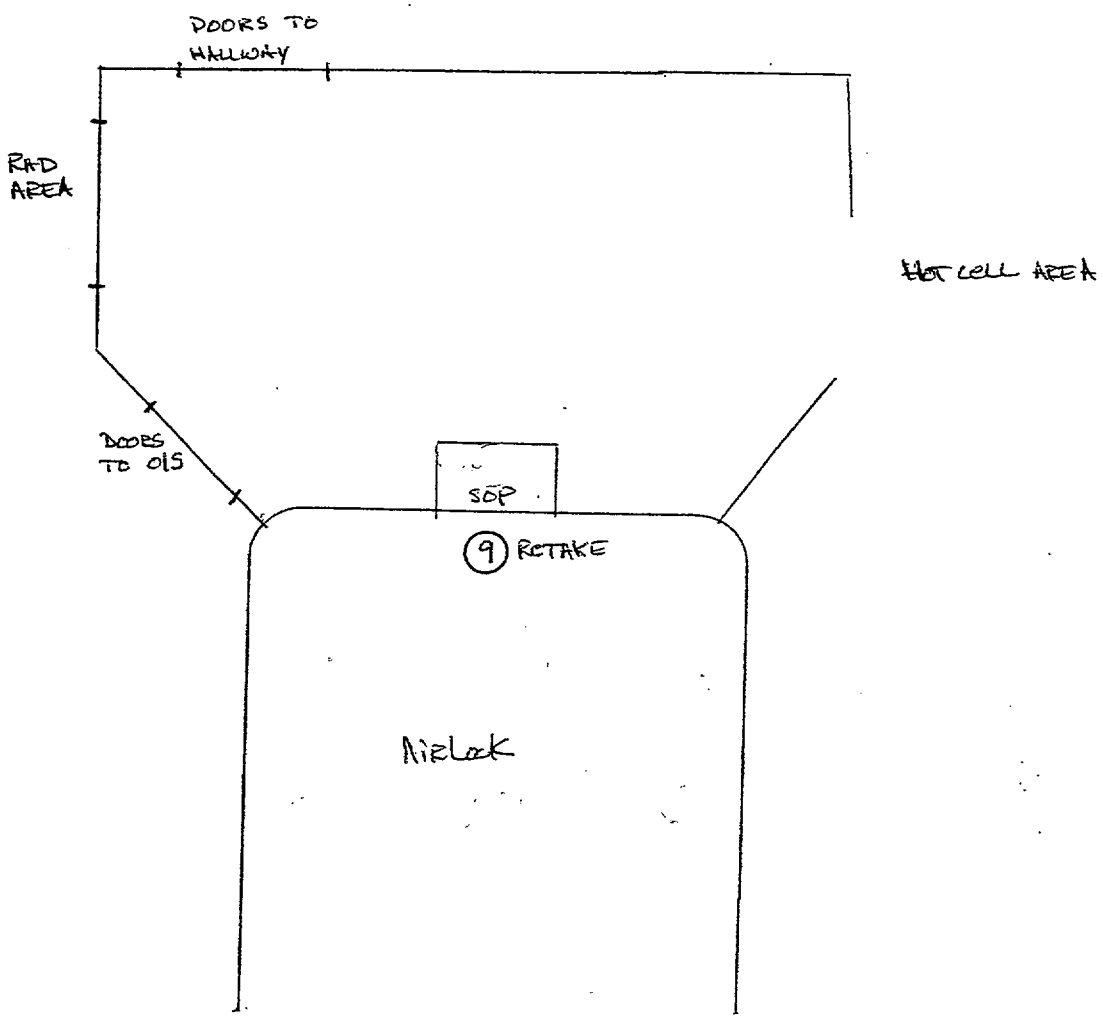
DOORS TO HALLWAY
RAD AREA
HOT CELL AREA
DOORS TO 01S
SOP
9 RETAKE
AirLock

A0304 01S03 (EXTRA)

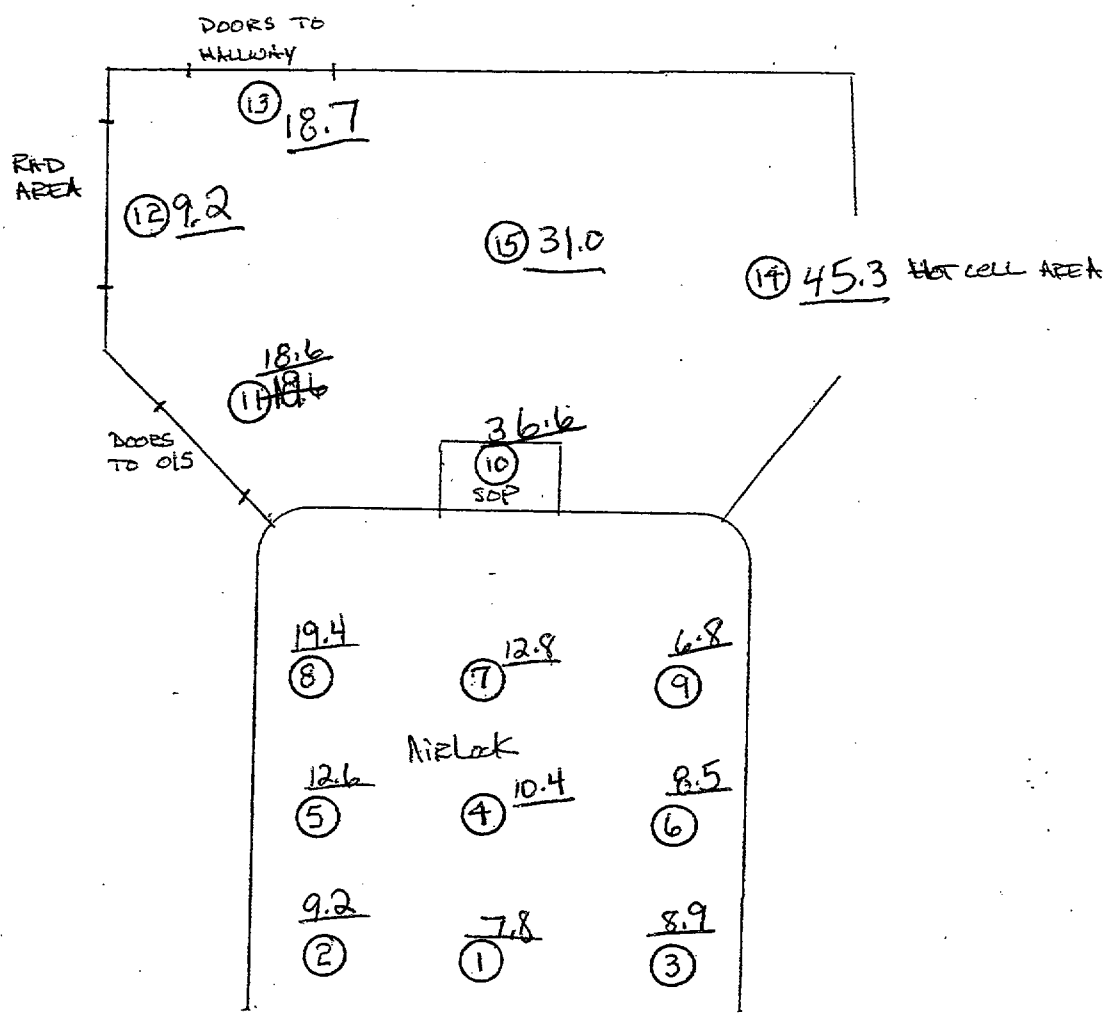

- Underlined ~~exposure~~ exposure rate measurement level in uR/hr.
3/18/02

A0304 01503

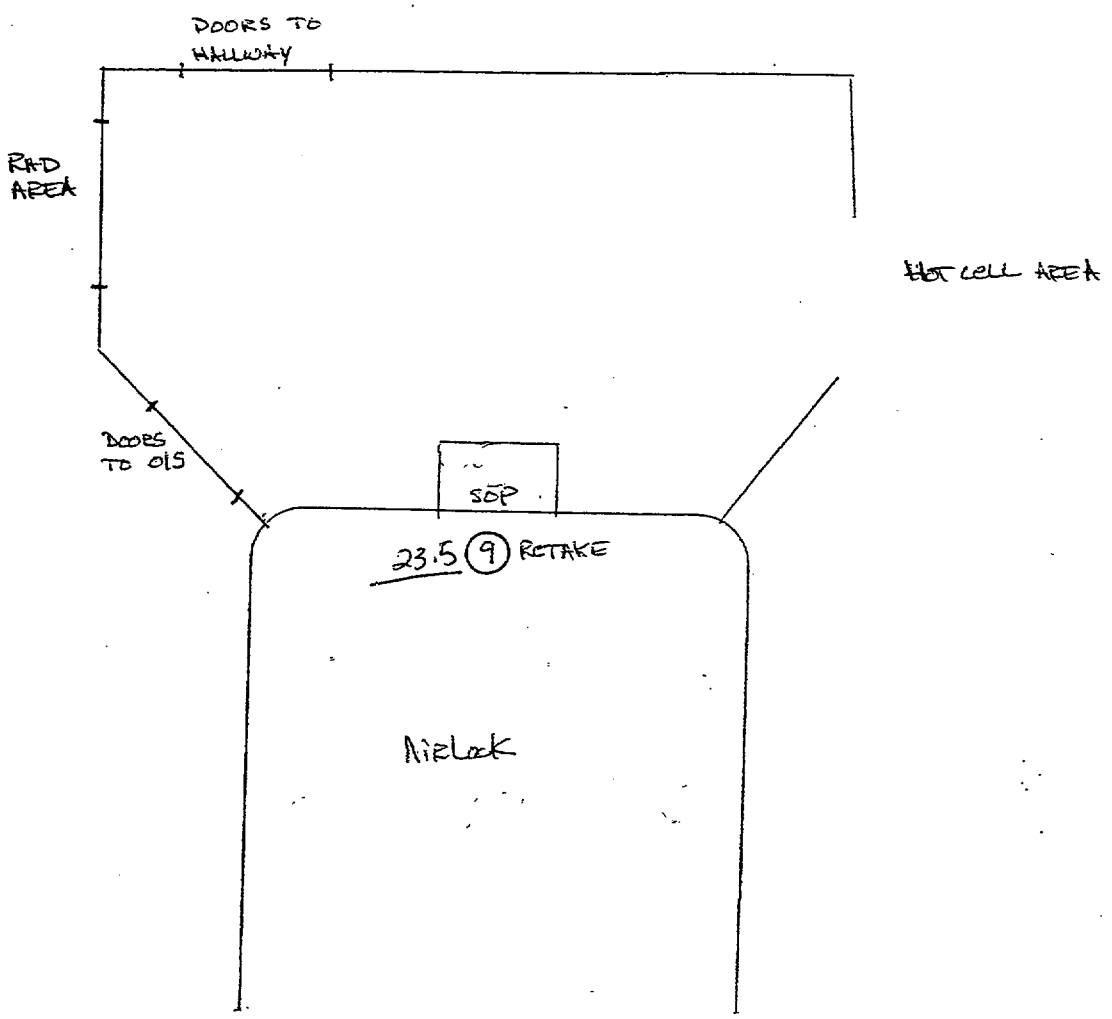

- Underlined exposure rate measurement level in uR/hr.

Section 5

Package 4
Removable Beta Contamination for the 1st Floor Affected Areas
(including lab reports)

Desc.	Gross Counts	Count Time (sec)	Sample Area (cm^2)	Surface	Count Type	Row	Location	Efficiency (dpm/cpm)	Background (cpm)	Net Activity ($dpm/100cm^2$)	MDA ($dpm/100cm^2$)
General	5	90	100	01F01	FLDCT	A	00012	0.343	1	6	15
Area	6	90	100	01F01	FLDCT	A	00013	0.343	1	8	15
Floor	7	90	100	01F01	FLDCT	A	00014	0.343	1	10	15
	12	90	100	01F01	FLDCT	A	00015	0.343	1	19	15
	2	90	100	01F01	FLDCT	A	00016	0.343	1	0	15
	9	90	100	01F01	FLDCT	B	00009	0.343	1	13	15
	4	90	100	01F01	FLDCT	B	00010	0.343	1	4	15
	5	90	100	01F01	FLDCT	B	00011	0.343	1	6	15
	9	90	100	01F01	FLDCT	B	00012	0.343	1	13	15
	4	90	100	01F01	FLDCT	B	00013	0.343	1	4	15
	1	90	100	01F01	FLDCT	B	00014	0.343	1	-2	15
	2	90	100	01F01	FLDCT	B	00015	0.343	1	0	15
	5	90	100	01F01	FLDCT	B	00016	0.343	1	6	15
	6	90	100	01F01	FLDCT	B	00017	0.343	1	8	15
	8	90	100	01F01	FLDCT	B	00018	0.343	1	11	15
	5	90	100	01F01	FLDCT	B	00019	0.343	1	6	15
	43	90	100	01F01	FLDCT	C	00007	0.343	1	79	15
	5	90	100	01F01	FLDCT	C	00008	0.343	1	6	15
	7	90	100	01F01	FLDCT	C	00009	0.343	1	10	15
	3	90	100	01F01	FLDCT	C	00010	0.343	1	1	15
	5	90	100	01F01	FLDCT	C	00011	0.343	1	6	15
	2	90	100	01F01	FLDCT	C	00012	0.343	1	0	15
	3	90	100	01F01	FLDCT	C	00013	0.343	1	2	15
	1	90	100	01F01	FLDCT	C	00014	0.343	1	-2	15
	2	90	100	01F01	FLDCT	C	00015	0.343	1	0	15
	4	90	100	01F01	FLDCT	C	00016	0.343	1	4	15
	14	90	100	01F01	FLDCT	C	00017	0.343	1	23	15
	5	90	100	01F01	FLDCT	C	00018	0.343	1	6	15
	7	90	100	01F01	FLDCT	C	00019	0.343	1	10	15
	8	90	100	01F01	FLDCT	C	00020	0.343	1	11	15
	2	90	100	01F01	FLDCT	C	00021	0.343	1	0	15
	3	90	100	01F01	FLDCT	D	00006	0.343	1	2	15
	1	90	100	01F01	FLDCT	D	00007	0.343	1	-2	15
	12	90	100	01F01	FLDCT	D	00008	0.343	1	19	15
	6	90	100	01F01	FLDCT	D	00009	0.343	1	8	15
	2	90	100	01F01	FLDCT	D	00010	0.343	1	0	15
	1	90	100	01F01	FLDCT	D	00011	0.343	1	-2	15
	2	90	100	01F01	FLDCT	D	00012	0.343	1	0	15
	0	90	100	01F01	FLDCT	D	00013	0.343	1	-4	15
	5	90	100	01F01	FLDCT	D	00014	0.343	1	6	15
	6	90	100	01F01	FLDCT	D	00015	0.343	1	8	15
	6	90	100	01F01	FLDCT	D	00016	0.343	1	8	15
	3	90	100	01F01	FLDCT	D	00017	0.343	1	2	15
	3	90	100	01F01	FLDCT	D	00018	0.343	1	1	15
	7	90	100	01F01	FLDCT	D	00019	0.343	1	10	15
	4	90	100	01F01	FLDCT	D	00020	0.343	1	4	15
	2	90	100	01F01	FLDCT	D	00021	0.343	1	0	15
	3	90	100	01F01	FLDCT	D	00022	0.343	1	2	15
	7	90	100	01F01	FLDCT	E	00005	0.343	1	11	14
	1	90	100	01F01	FLDCT	E	00006	0.343	1	-1	14
	17	90	100	01F01	FLDCT	E	00007	0.343	1	30	14
	2	90	100	01F01	FLDCT	E	00008	0.343	1	0	14
	3	90	100	01F01	FLDCT	E	00009	0.343	1	2	14
	8	90	100	01F01	FLDCT	E	00010	0.343	1	13	14

Desc.	Gross Counts	Count Time (sec)	Sample Area (cm^2)	Surface	Count Type	Row	Location	Efficiency (dpm/cpm)	Background (cpm)	Net Activity ($dpm/100cm^2$)	MDA ($dpm/100cm^2$)
	4	90	100	01F01	FLDCT	E	00011	0.343	1	5	14
	1	90	100	01F01	FLDCT	E	00012	0.343	1	-1	14
	1	90	100	01F01	FLDCT	E	00013	0.343	1	-1	14
	4	90	100	01F01	FLDCT	E	00014	0.343	1	5	14
	1	90	100	01F01	FLDCT	E	00015	0.343	1	-2	14
	4	90	100	01F01	FLDCT	E	00016	0.343	1	5	14
	6	90	100	01F01	FLDCT	E	00017	0.343	1	9	14
	6	90	100	01F01	FLDCT	E	00018	0.343	1	9	14
	3	90	100	01F01	FLDCT	E	00019	0.343	1	3	14
	7	90	100	01F01	FLDCT	E	00020	0.343	1	11	14
	8	90	100	01F01	FLDCT	E	00021	0.343	1	13	14
	6	90	100	01F01	FLDCT	E	00022	0.343	1	9	14
	6	90	100	01F01	FLDCT	E	00023	0.343	1	9	14
	2	90	100	01F01	FLDCT	F	00004	0.343	1	1	14
	5	90	100	01F01	FLDCT	F	00005	0.343	1	7	14
	7	90	100	01F01	FLDCT	F	00006	0.343	1	11	14
	5	90	100	01F01	FLDCT	F	00007	0.343	1	7	14
	6	90	100	01F01	FLDCT	F	00008	0.343	1	8	14
	1	90	100	01F01	FLDCT	F	00009	0.343	1	-1	14
	9	90	100	01F01	FLDCT	F	00010	0.343	1	14	14
	10	90	100	01F01	FLDCT	F	00011	0.343	1	17	14
	3	90	100	01F01	FLDCT	F	00012	0.343	1	3	14
	3	90	100	01F01	FLDCT	F	00013	0.343	1	3	14
	1	90	100	01F01	FLDCT	F	00014	0.343	1	-1	14
	2	90	100	01F01	FLDCT	F	00015	0.343	1	1	14
	4	90	100	01F01	FLDCT	F	00016	0.343	1	5	14
	8	90	100	01F01	FLDCT	F	00017	0.343	1	13	14
	6	90	100	01F01	FLDCT	F	00018	0.343	1	8	14
	3	90	100	01F01	FLDCT	F	00019	0.343	1	3	14
	1	90	100	01F01	FLDCT	F	00020	0.343	1	-1	14
	3	90	100	01F01	FLDCT	F	00021	0.343	1	3	14
	6	90	100	01F01	FLDCT	F	00022	0.343	1	9	14
	5	90	100	01F01	FLDCT	F	00023	0.343	1	7	14
	18	90	100	01F01	FLDCT	F	00024	0.343	1	32	14
	4	90	100	01F01	FLDCT	G	00003	0.343	1	5	14
	5	90	100	01F01	FLDCT	G	00004	0.343	1	7	14
	10	90	100	01F01	FLDCT	G	00005	0.343	1	17	14
	3	90	100	01F01	FLDCT	G	00006	0.343	1	2	14
	7	90	100	01F01	FLDCT	G	00007	0.343	1	11	14
	4	90	100	01F01	FLDCT	G	00008	0.343	1	5	14
	0	90	100	01F01	FLDCT	G	00009	0.343	1	-3	14
	4	90	100	01F01	FLDCT	G	00010	0.343	1	4	14
	1	90	100	01F01	FLDCT	G	00011	0.343	1	-1	14
	0	90	100	01F01	FLDCT	G	00012	0.343	1	-3	14
	7	90	100	01F01	FLDCT	G	00013	0.343	1	11	14
	6	90	100	01F01	FLDCT	G	00014	0.343	1	9	14
	2	90	100	01F01	FLDCT	G	00015	0.343	1	1	14
	4	90	100	01F01	FLDCT	G	00016	0.343	1	5	14
	0	90	100	01F01	FLDCT	G	00017	0.343	1	-3	14
	4	90	100	01F01	FLDCT	G	00018	0.343	1	5	14
	6	90	100	01F01	FLDCT	G	00019	0.343	1	8	14
	5	90	100	01F01	FLDCT	G	00020	0.343	1	7	14
	3	90	100	01F01	FLDCT	G	00021	0.343	1	3	14
	4	90	100	01F01	FLDCT	G	00022	0.343	1	5	14

Desc.	Gross Counts	Count Time (sec)	Sample Area (cm^2)	Surface	Count Type	Row	Location	Efficiency (dpm/cpm)	Background (cpm)	Net Activity ($dpm/100cm^2$)	MDA ($dpm/100cm^2$)
	10	90	100	01F01	FLDCT	G	00023	0.343	1	17	14
	5	90	100	01F01	FLDCT	G	00024	0.343	1	7	14
	8	90	100	01F01	FLDCT	G	00025	0.343	1	13	14
	3	90	100	01F01	FLDCT	H	00003	0.343	1	3	14
	4	90	100	01F01	FLDCT	H	00004	0.343	1	5	14
	7	90	100	01F01	FLDCT	H	00005	0.343	1	11	14
	2	90	100	01F01	FLDCT	H	00006	0.343	1	1	14
	2	90	100	01F01	FLDCT	H	00007	0.343	1	1	14
	2	90	100	01F01	FLDCT	H	00008	0.343	1	1	14
	2	90	100	01F01	FLDCT	H	00009	0.343	1	0	14
	3	90	100	01F01	FLDCT	H	00010	0.343	1	3	14
	2	90	100	01F01	FLDCT	H	00011	0.343	1	0	14
	2	90	100	01F01	FLDCT	H	00012	0.343	1	1	14
	5	90	100	01F01	FLDCT	H	00013	0.343	1	7	14
	5	90	100	01F01	FLDCT	H	00014	0.343	1	7	14
	7	90	100	01F01	FLDCT	H	00015	0.343	1	11	14
	2	90	100	01F01	FLDCT	H	00016	0.343	1	1	14
	0	90	100	01F01	FLDCT	H	00017	0.343	1	-3	14
	4	90	100	01F01	FLDCT	H	00018	0.343	1	5	14
	1	90	100	01F01	FLDCT	H	00019	0.343	1	-1	14
	5	90	100	01F01	FLDCT	H	00020	0.343	1	6	14
	1	90	100	01F01	FLDCT	H	00021	0.343	1	-1	14
	4	90	100	01F01	FLDCT	H	00022	0.343	1	5	14
	2	90	100	01F01	FLDCT	H	00023	0.343	1	1	14
	4	90	100	01F01	FLDCT	H	00024	0.343	1	4	14
	6	90	100	01F01	FLDCT	H	00025	0.343	1	9	14
	6	90	100	01F01	FLDCT	I	00003	0.343	1	9	14
	5	90	100	01F01	FLDCT	I	00004	0.343	1	7	14
	1	90	100	01F01	FLDCT	I	00005	0.343	1	-1	14
	6	90	100	01F01	FLDCT	I	00006	0.343	1	9	14
	3	90	100	01F01	FLDCT	I	00007	0.343	1	3	14
	8	90	100	01F01	FLDCT	I	00008	0.343	1	13	14
	3	90	100	01F01	FLDCT	I	00009	0.343	1	3	14
	6	90	100	01F01	FLDCT	I	00010	0.343	1	9	14
	3	90	100	01F01	FLDCT	I	00011	0.343	1	3	14
	1	90	100	01F01	FLDCT	I	00012	0.343	1	-1	14
	4	90	100	01F01	FLDCT	I	00013	0.343	1	5	14
	0	90	100	01F01	FLDCT	I	00014	0.343	1	-3	14
	1	90	100	01F01	FLDCT	I	00015	0.343	1	-1	14
	0	90	100	01F01	FLDCT	I	00016	0.343	1	-3	14
	2	90	100	01F01	FLDCT	I	00017	0.343	1	1	14
	8	90	100	01F01	FLDCT	I	00018	0.343	1	13	14
	5	90	100	01F01	FLDCT	I	00019	0.343	1	7	14
	7	90	100	01F01	FLDCT	I	00020	0.343	1	11	14
	4	90	100	01F01	FLDCT	I	00021	0.343	1	4	14
	2	90	100	01F01	FLDCT	I	00022	0.343	1	1	14
	3	90	100	01F01	FLDCT	I	00023	0.343	1	3	14
	4	90	100	01F01	FLDCT	I	00024	0.343	1	5	14
	8	90	100	01F01	FLDCT	I	00025	0.343	1	12	14
	4	90	100	01F01	FLDCT	J	00001	0.343	1	5	14
	2	90	100	01F01	FLDCT	J	00002	0.343	1	1	14
	5	90	100	01F01	FLDCT	J	00003	0.343	1	6	14
	3	90	100	01F01	FLDCT	J	00004	0.343	1	3	14
	3	90	100	01F01	FLDCT	J	00005	0.343	1	3	14

Desc.	Gross Counts	Count Time (sec)	Sample Area (cm^2)	Surface	Count Type	Row	Location	Efficiency (dpm/cpm)	Background (cpm)	Net Activity ($dpm/100cm^2$)	MDA ($dpm/100cm^2$)
	5	90	100	01F01	FLDCT	J	00006	0.343	1	7	14
	1	90	100	01F01	FLDCT	J	00007	0.343	1	-1	14
	2	90	100	01F01	FLDCT	J	00008	0.343	1	1	14
	3	90	100	01F01	FLDCT	J	00009	0.343	1	3	14
	4	90	100	01F01	FLDCT	J	00010	0.343	1	5	14
	2	90	100	01F01	FLDCT	J	00011	0.343	1	1	14
	2	90	100	01F01	FLDCT	J	00012	0.343	1	1	14
	3	90	100	01F01	FLDCT	J	00013	0.343	1	3	14
	0	90	100	01F01	FLDCT	J	00014	0.343	1	-3	14
	2	90	100	01F01	FLDCT	J	00015	0.343	1	1	14
	9	90	100	01F01	FLDCT	J	00016	0.343	1	15	14
	1	90	100	01F01	FLDCT	J	00017	0.343	1	-1	14
	8	90	100	01F01	FLDCT	J	00018	0.343	1	13	14
	3	90	100	01F01	FLDCT	J	00019	0.343	1	3	14
	8	90	100	01F01	FLDCT	J	00020	0.343	1	12	14
	3	90	100	01F01	FLDCT	J	00021	0.343	1	3	14
	6	90	100	01F01	FLDCT	J	00022	0.343	1	9	14
	4	90	100	01F01	FLDCT	J	00023	0.343	1	5	14
	5	90	100	01F01	FLDCT	J	00024	0.343	1	7	14
	3	90	100	01F01	FLDCT	J	00025	0.343	1	3	14
	3	90	100	01F01	FLDCT	J	00026	0.343	1	2	14
	6	90	100	01F01	FLDCT	K	00001	0.343	1	9	14
	4	90	100	01F01	FLDCT	K	00002	0.343	1	4	14
	0	90	100	01F01	FLDCT	K	00003	0.343	1	-3	14
	6	90	100	01F01	FLDCT	K	00004	0.343	1	9	14
	2	90	100	01F01	FLDCT	K	00005	0.343	1	1	14
	7	90	100	01F01	FLDCT	K	00006	0.343	1	11	14
	5	90	100	01F01	FLDCT	K	00007	0.343	1	7	14
	1	90	100	01F01	FLDCT	K	00008	0.343	1	-1	14
	1	90	100	01F01	FLDCT	K	00009	0.343	1	-1	14
	3	90	100	01F01	FLDCT	K	00010	0.343	1	3	14
	3	90	100	01F01	FLDCT	K	00011	0.343	1	3	14
	2	90	100	01F01	FLDCT	K	00012	0.343	1	1	14
	2	90	100	01F01	FLDCT	K	00013	0.343	1	1	14
	6	90	100	01F01	FLDCT	K	00014	0.343	1	9	14
	4	90	100	01F01	FLDCT	K	00017	0.343	1	5	14
	1	90	100	01F01	FLDCT	K	00018	0.343	1	-1	14
	2	90	100	01F01	FLDCT	K	00019	0.343	1	1	14
	3	90	100	01F01	FLDCT	K	00020	0.343	1	3	14
	4	90	100	01F01	FLDCT	K	00021	0.343	1	5	14
	7	90	100	01F01	FLDCT	K	00022	0.343	1	11	14
	5	90	100	01F01	FLDCT	K	00023	0.343	1	7	14
	17	90	100	01F01	FLDCT	K	00024	0.343	1	30	14
	4	90	100	01F01	FLDCT	K	00025	0.343	1	5	14
	7	90	100	01F01	FLDCT	K	00026	0.343	1	10	14
	7	90	100	01F01	FLDCT	L	00001	0.343	1	10	14
	0	90	100	01F01	FLDCT	L	00002	0.343	1	-3	14
	2	90	100	01F01	FLDCT	L	00003	0.343	1	1	14
	5	90	100	01F01	FLDCT	L	00004	0.343	1	7	14
	0	90	100	01F01	FLDCT	L	00005	0.343	1	-3	14
	2	90	100	01F01	FLDCT	L	00006	0.343	1	1	14
	6	90	100	01F01	FLDCT	L	00007	0.343	1	9	14
	2	90	100	01F01	FLDCT	L	00008	0.343	1	1	14
	1	90	100	01F01	FLDCT	L	00009	0.343	1	-1	14

Desc.	Gross Counts	Count Time (sec)	Sample Area (cm^2)	Surface	Count Type	Row	Location	Efficiency (dpm/cpm)	Background (cpm)	Net Activity ($dpm/100cm^2$)	MDA ($dpm/100cm^2$)
	4	90	100	01F01	FLDCT	L	00010	0.343	1	5	14
	3	90	100	01F01	FLDCT	L	00011	0.343	1	3	14
	2	90	100	01F01	FLDCT	L	00012	0.343	1	1	14
	7	90	100	01F01	FLDCT	L	00018	0.343	1	11	14
	3	90	100	01F01	FLDCT	L	00019	0.343	1	3	14
	2	90	100	01F01	FLDCT	L	00020	0.343	1	0	14
	0	90	100	01F01	FLDCT	L	00021	0.343	1	-3	14
	10	90	100	01F01	FLDCT	L	00022	0.343	1	17	14
	4	90	100	01F01	FLDCT	L	00023	0.343	1	4	14
	3	90	100	01F01	FLDCT	L	00024	0.343	1	3	14
	4	90	100	01F01	FLDCT	L	00025	0.343	1	5	14
	5	90	100	01F01	FLDCT	L	00026	0.343	1	7	14
	12	90	100	01F01	FLDCT	M	00002	0.343	1	20	14
	2	90	100	01F01	FLDCT	M	00003	0.343	1	1	14
	2	90	100	01F01	FLDCT	M	00004	0.343	1	1	14
	5	90	100	01F01	FLDCT	M	00005	0.343	1	7	14
	2	90	100	01F01	FLDCT	M	00006	0.343	1	1	14
	4	90	100	01F01	FLDCT	M	00007	0.343	1	5	14
	4	90	100	01F01	FLDCT	M	00008	0.343	1	5	14
	2	90	100	01F01	FLDCT	M	00009	0.343	1	1	14
	2	90	100	01F01	FLDCT	M	00010	0.343	1	1	14
	1	90	100	01F01	FLDCT	M	00011	0.343	1	-1	14
	0	90	100	01F01	FLDCT	M	00012	0.343	1	-3	14
	8	90	100	01F01	FLDCT	M	00018	0.343	1	13	14
	11	90	100	01F01	FLDCT	M	00019	0.343	1	18	14
	4	90	100	01F01	FLDCT	M	00020	0.343	1	5	14
	0	90	100	01F01	FLDCT	M	00021	0.343	1	-3	14
	4	90	100	01F01	FLDCT	M	00022	0.343	1	5	14
	3	90	100	01F01	FLDCT	M	00023	0.343	1	3	14
	1	90	100	01F01	FLDCT	M	00024	0.343	1	-1	14
	15	90	100	01F01	FLDCT	M	00025	0.343	1	26	14
	3	90	100	01F01	FLDCT	N	00002	0.343	1	2	14
	4	90	100	01F01	FLDCT	N	00003	0.343	1	5	14
	1	90	100	01F01	FLDCT	N	00004	0.343	1	-1	14
	2	90	100	01F01	FLDCT	N	00005	0.343	1	1	14
	5	90	100	01F01	FLDCT	N	00006	0.343	1	7	14
	5	90	100	01F01	FLDCT	N	00007	0.343	1	6	14
	3	90	100	01F01	FLDCT	N	00008	0.343	1	3	14
	3	90	100	01F01	FLDCT	N	00009	0.343	1	3	14
	4	90	100	01F01	FLDCT	N	00010	0.343	1	5	14
	3	90	100	01F01	FLDCT	N	00011	0.343	1	2	14
	1	90	100	01F01	FLDCT	N	00012	0.343	1	-1	14
	4	90	100	01F01	FLDCT	N	00020	0.343	1	5	14
	3	90	100	01F01	FLDCT	N	00021	0.343	1	2	14
	3	90	100	01F01	FLDCT	N	00022	0.343	1	2	14
	5	90	100	01F01	FLDCT	N	00023	0.343	1	7	14
	0	90	100	01F01	FLDCT	N	00024	0.343	1	-3	14
	3	90	100	01F01	FLDCT	N	00025	0.343	1	3	14
	9	90	100	01F01	FLDCT	N	00026	0.343	1	15	14
	6	90	100	01F01	FLDCT	O	00002	0.343	1	9	13
	6	90	100	01F01	FLDCT	O	00003	0.343	1	9	14
	1	90	100	01F01	FLDCT	O	00004	0.343	1	0	14
	3	90	100	01F01	FLDCT	O	00005	0.343	1	4	14
	0	90	100	01F01	FLDCT	O	00006	0.343	1	-2	14

Desc.	Gross Counts	Count Time (sec)	Sample Area (cm^2)	Surface	Count Type	Row	Location	Efficiency (dpm/cpm)	Background (cpm)	Net Activity ($dpm/100cm^2$)	MDA ($dpm/100cm^2$)
	2	90	100	01F01	FLDCT	O	00007	0.343	1	2	14
	3	90	100	01F01	FLDCT	O	00008	0.343	1	4	14
	0	90	100	01F01	FLDCT	O	00009	0.343	1	-2	14
	3	90	100	01F01	FLDCT	O	00010	0.343	1	4	14
	5	90	100	01F01	FLDCT	O	00011	0.343	1	7	14
	2	90	100	01F01	FLDCT	O	00012	0.343	1	2	14
	4	90	100	01F01	FLDCT	O	00021	0.343	1	5	14
	1	90	100	01F01	FLDCT	O	00022	0.343	1	0	14
	7	90	100	01F01	FLDCT	O	00023	0.343	1	11	14
	1	90	100	01F01	FLDCT	O	00024	0.343	1	0	14
	8	90	100	01F01	FLDCT	O	00025	0.343	1	13	14
	2	90	100	01F01	FLDCT	O	00026	0.343	1	2	14
	3	90	100	01F01	FLDCT	P	00002	0.343	1	4	14
	2	90	100	01F01	FLDCT	P	00003	0.343	1	2	14
	10	90	100	01F01	FLDCT	P	00004	0.343	1	17	14
	0	90	100	01F01	FLDCT	P	00005	0.343	1	-3	14
	1	90	100	01F01	FLDCT	P	00006	0.343	1	0	14
	7	90	100	01F01	FLDCT	P	00007	0.343	1	11	14
	1	90	100	01F01	FLDCT	P	00008	0.343	1	-1	14
	1	90	100	01F01	FLDCT	P	00009	0.343	1	0	14
	6	90	100	01F01	FLDCT	P	00010	0.343	1	9	14
	1	90	100	01F01	FLDCT	P	00011	0.343	1	0	14
	3	90	100	01F01	FLDCT	P	00012	0.343	1	4	14
	2	90	100	01F01	FLDCT	P	00013	0.343	1	1	14
	4	90	100	01F01	FLDCT	P	00022	0.343	1	5	14
	6	90	100	01F01	FLDCT	P	00023	0.343	1	9	14
	4	90	100	01F01	FLDCT	P	00024	0.343	1	5	14
	11	90	100	01F01	FLDCT	P	00025	0.343	1	19	14
	19	90	100	01F01	FLDCT	P	00026	0.343	1	34	14
	0	90	100	01F01	FLDCT	Q	00003	0.343	1	-2	14
	4	90	100	01F01	FLDCT	Q	00004	0.343	1	5	14
	5	90	100	01F01	FLDCT	Q	00005	0.343	1	7	14
	6	90	100	01F01	FLDCT	Q	00006	0.343	1	9	14
	2	90	100	01F01	FLDCT	Q	00007	0.343	1	2	14
	4	90	100	01F01	FLDCT	Q	00008	0.343	1	5	14
	7	90	100	01F01	FLDCT	Q	00009	0.343	1	11	14
	1	90	100	01F01	FLDCT	Q	00010	0.343	1	0	14
	3	90	100	01F01	FLDCT	Q	00011	0.343	1	3	14
	2	90	100	01F01	FLDCT	Q	00012	0.343	1	2	14
	6	90	100	01F01	FLDCT	Q	00013	0.343	1	9	14
	3	90	100	01F01	FLDCT	Q	00014	0.343	1	4	14
	1	90	100	01F01	FLDCT	Q	00015	0.343	1	0	14
	4	90	100	01F01	FLDCT	Q	00016	0.343	1	5	14
	7	90	100	01F01	FLDCT	Q	00017	0.343	1	11	14
	1	90	100	01F01	FLDCT	Q	00022	0.343	1	0	14
	5	90	100	01F01	FLDCT	Q	00023	0.343	1	7	14
	5	90	100	01F01	FLDCT	Q	00024	0.343	1	7	14
	3	90	100	01F01	FLDCT	Q	00025	0.343	1	3	14
	4	90	100	01F01	FLDCT	R	00003	0.343	1	5	14
	4	90	100	01F01	FLDCT	R	00004	0.343	1	5	14
	4	90	100	01F01	FLDCT	R	00005	0.343	1	5	14
	1	90	100	01F01	FLDCT	R	00006	0.343	1	0	14
	1	90	100	01F01	FLDCT	R	00007	0.343	1	0	14
	2	90	100	01F01	FLDCT	R	00008	0.343	1	2	14

Deec.	Gross Counts	Count Time (sec)	Sample Area (cm^2)	Surface	Count Type	Row	Location	Efficiency (dpm/cpm)	Background (cpm)	Net Activity ($dpm/100cm^2$)	MDA ($dpm/100cm^2$)
	2	90	100	01F01	FLDCT	R	00009	0.343	1	2	14
	5	90	100	01F01	FLDCT	R	00010	0.343	1	7	14
	2	90	100	01F01	FLDCT	R	00011	0.343	1	2	14
	0	90	100	01F01	FLDCT	R	00012	0.343	1	-2	14
	3	90	100	01F01	FLDCT	R	00013	0.343	1	4	14
	0	90	100	01F01	FLDCT	R	00014	0.343	1	-2	14
	3	90	100	01F01	FLDCT	R	00015	0.343	1	3	14
	1	90	100	01F01	FLDCT	R	00016	0.343	1	0	14
	3	90	100	01F01	FLDCT	R	00017	0.343	1	4	14
	2	90	100	01F01	FLDCT	R	00018	0.343	1	1	14
	9	90	100	01F01	FLDCT	R	00019	0.343	1	15	14
	10	90	100	01F01	FLDCT	R	00021	0.343	1	17	14
	4	90	100	01F01	FLDCT	R	00022	0.343	1	5	14
	3	90	100	01F01	FLDCT	R	00023	0.343	1	4	14
	2	90	100	01F01	FLDCT	R	00024	0.343	1	2	14
	1	90	100	01F01	FLDCT	R	00025	0.343	1	0	14
	2	90	100	01F01	FLDCT	S	00003	0.343	1	2	14
	6	90	100	01F01	FLDCT	S	00004	0.343	1	9	14
	3	90	100	01F01	FLDCT	S	00005	0.343	1	4	14
	5	90	100	01F01	FLDCT	S	00006	0.343	1	7	14
	0	90	100	01F01	FLDCT	S	00007	0.343	1	-2	14
	2	90	100	01F01	FLDCT	S	00008	0.343	1	2	14
	4	90	100	01F01	FLDCT	S	00009	0.343	1	5	14
	3	90	100	01F01	FLDCT	S	00010	0.343	1	4	14
	7	90	100	01F01	FLDCT	S	00011	0.343	1	11	14
	3	90	100	01F01	FLDCT	S	00012	0.343	1	4	14
	4	90	100	01F01	FLDCT	S	00013	0.343	1	5	14
	5	90	100	01F01	FLDCT	S	00014	0.343	1	7	14
	2	90	100	01F01	FLDCT	S	00015	0.343	1	2	14
	0	90	100	01F01	FLDCT	S	00016	0.343	1	-2	14
	6	90	100	01F01	FLDCT	S	00017	0.343	1	9	14
	2	90	100	01F01	FLDCT	S	00018	0.343	1	2	14
	8	90	100	01F01	FLDCT	S	00019	0.343	1	13	14
	3	90	100	01F01	FLDCT	S	00020	0.343	1	4	14
	3	90	100	01F01	FLDCT	S	00021	0.343	1	4	14
	1	90	100	01F01	FLDCT	S	00022	0.343	1	0	14
	7	90	100	01F01	FLDCT	S	00023	0.343	1	11	14
	4	90	100	01F01	FLDCT	S	00024	0.343	1	5	14
	9	90	100	01F01	FLDCT	S	00025	0.343	1	15	14
	8	90	100	01F01	FLDCT	T	00004	0.343	1	13	14
	6	90	100	01F01	FLDCT	T	00005	0.343	1	9	14
	4	90	100	01F01	FLDCT	T	00006	0.343	1	5	14
	7	90	100	01F01	FLDCT	T	00007	0.343	1	11	14
	3	90	100	01F01	FLDCT	T	00008	0.343	1	2	14
	0	90	100	01F01	FLDCT	T	00009	0.343	1	-2	14
	0	90	100	01F01	FLDCT	T	00010	0.343	1	-2	14
	2	90	100	01F01	FLDCT	T	00011	0.343	1	2	14
	6	90	100	01F01	FLDCT	T	00012	0.343	1	9	14
	0	90	100	01F01	FLDCT	T	00013	0.343	1	-2	14
	4	90	100	01F01	FLDCT	T	00014	0.343	1	5	14
	0	90	100	01F01	FLDCT	T	00015	0.343	1	-3	14
	2	90	100	01F01	FLDCT	T	00016	0.343	1	2	14
	1	90	100	01F01	FLDCT	T	00017	0.343	1	0	14
	4	90	100	01F01	FLDCT	T	00018	0.343	1	5	14

Desc.	Gross Counts	Count Time (sec)	Sample Area (cm^2)	Surface	Count Type	Row	Location	Efficiency (dpm/cpm)	Background (cpm)	Net Activity ($dpm/100cm^2$)	MDA ($dpm/100cm^2$)
	2	90	100	01F01	FLDCT	T	00019	0.343	1	2	14
	5	90	100	01F01	FLDCT	T	00020	0.343	1	7	14
	3	90	100	01F01	FLDCT	T	00021	0.343	1	4	14
	2	90	100	01F01	FLDCT	T	00022	0.343	1	2	14
	4	90	100	01F01	FLDCT	T	00023	0.343	1	5	14
	6	90	100	01F01	FLDCT	T	00024	0.343	1	9	14
	0	90	100	01F01	FLDCT	U	00005	0.343	1	-2	14
	4	90	100	01F01	FLDCT	U	00006	0.343	1	4	14
	2	90	100	01F01	FLDCT	U	00007	0.343	1	2	14
	8	90	100	01F01	FLDCT	U	00008	0.343	1	13	14
	1	90	100	01F01	FLDCT	U	00009	0.343	1	0	14
	3	90	100	01F01	FLDCT	U	00010	0.343	1	3	14
	2	90	100	01F01	FLDCT	U	00011	0.343	1	2	14
	4	90	100	01F01	FLDCT	U	00012	0.343	1	5	14
	1	90	100	01F01	FLDCT	U	00013	0.343	1	0	14
	5	90	100	01F01	FLDCT	U	00014	0.343	1	7	14
	4	90	100	01F01	FLDCT	U	00015	0.343	1	5	14
	3	90	100	01F01	FLDCT	U	00016	0.343	1	4	14
	8	90	100	01F01	FLDCT	U	00017	0.343	1	13	14
	5	90	100	01F01	FLDCT	U	00018	0.343	1	7	14
	7	90	100	01F01	FLDCT	U	00019	0.343	1	11	14
	5	90	100	01F01	FLDCT	U	00020	0.343	1	7	14
	9	90	100	01F01	FLDCT	U	00021	0.343	1	15	14
	0	90	100	01F01	FLDCT	U	00023	0.343	1	-2	14
	0	90	100	01F01	FLDCT	U	00024	0.343	1	-2	14
	9	90	100	01F01	FLDCT	V	00005	0.343	1	15	14
	3	90	100	01F01	FLDCT	V	00006	0.343	1	4	14
	3	90	100	01F01	FLDCT	V	00007	0.343	1	4	14
	2	90	100	01F01	FLDCT	V	00008	0.343	1	2	14
	4	90	100	01F01	FLDCT	V	00009	0.343	1	5	14
	2	90	100	01F01	FLDCT	V	00010	0.343	1	2	14
	3	90	100	01F01	FLDCT	V	00011	0.343	1	4	14
	4	90	100	01F01	FLDCT	V	00012	0.343	1	5	14
	0	90	100	01F01	FLDCT	V	00013	0.343	1	-2	14
	3	90	100	01F01	FLDCT	V	00014	0.343	1	3	14
	6	90	100	01F01	FLDCT	V	00015	0.343	1	9	14
	0	90	100	01F01	FLDCT	V	00016	0.343	1	-2	14
	2	90	100	01F01	FLDCT	V	00017	0.343	1	2	14
	3	90	100	01F01	FLDCT	V	00018	0.343	1	4	14
	4	90	100	01F01	FLDCT	V	00019	0.343	1	5	14
	5	90	100	01F01	FLDCT	W	00006	0.343	1	7	14
	9	90	100	01F01	FLDCT	W	00007	0.343	1	15	14
	9	90	100	01F01	FLDCT	W	00008	0.343	1	15	14
	2	90	100	01F01	FLDCT	W	00009	0.343	1	2	14
	5	90	100	01F01	FLDCT	W	00010	0.343	1	7	14
	8	90	100	01F01	FLDCT	W	00011	0.343	1	13	14
	2	90	100	01F01	FLDCT	W	00012	0.343	1	2	14
	0	90	100	01F01	FLDCT	W	00013	0.343	1	-2	14
	11	90	100	01F01	FLDCT	W	00014	0.343	1	19	14
	12	90	100	01F01	FLDCT	W	00015	0.343	1	21	14
	6	90	100	01F01	FLDCT	W	00016	0.343	1	9	14
	2	90	100	01F01	FLDCT	W	00017	0.343	1	2	14
	6	90	100	01F01	FLDCT	W	00018	0.343	1	9	14
	3	90	100	01F01	FLDCT	W	00019	0.343	1	4	14

Desc.	Gross Counts	Count Time (sec)	Sample Area (cm^2)	Surface	Count Type	Row	Location	Efficiency (dpm/cpm)	Background (cpm)	Net Activity ($dpm/100cm^2$)	MDA ($dpm/100cm^2$)
	10	90	100	01F01	FLDCT	W	00020	0.343	1	17	14
	13	90	100	01F01	FLDCT	X	00008	0.343	1	23	14
	5	90	100	01F01	FLDCT	X	00009	0.343	1	7	14
	8	90	100	01F01	FLDCT	X	00010	0.343	1	13	14
	4	90	100	01F01	FLDCT	X	00011	0.343	1	5	14
	5	90	100	01F01	FLDCT	X	00012	0.343	1	7	14
	2	90	100	01F01	FLDCT	X	00016	0.343	1	2	14
	3	90	100	01F01	FLDCT	X	00017	0.343	1	4	14
	4	90	100	01F01	FLDCT	X	00018	0.343	1	5	14
	1	90	100	01F01	FLDCT	X	00019	0.343	1	0	14
	9	90	100	01F01	FLDCT	X	00020	0.343	1	15	14
	4	90	100	01F01	FLDCT	Y	00010	0.343	1	5	14
	0	90	100	01F01	FLDCT	Y	00011	0.343	1	-2	14
	0	90	100	01F01	FLDCT	Y	00012	0.343	1	-2	14
	7	90	100	01F01	FLDCT	Y	00013	0.343	1	11	14
	3	90	100	01F01	FLDCT	Y	00014	0.343	1	4	14
	3	90	100	01F01	FLDCT	Y	00015	0.343	1	4	14
	5	90	100	01F01	FLDCT	Y	00016	0.343	1	7	14
	3	90	100	01F01	FLDCT	Y	00017	0.343	1	4	14
	2	90	100	01F01	FLDCT	Y	00018	0.343	1	2	14
	4	90	100	01F01	FLDCT	Y	00019	0.343	1	5	14
	1	90	100	01F01	FLDCT	Z	00017	0.343	1	-1	14
	1	90	100	01F01	FLDCT	Z	00018	0.343	1	0	14
	1	90	100	01F01	FLDCT	Z	00019	0.343	1	0	14
	2	90	100	01F01	FLDCT	AA	00017	0.343	1	2	14
	5	90	100	01F01	FLDCT	AA	00018	0.343	1	7	14
	7	90	100	01F01	FLDCT	AA	00019	0.343	1	11	14
Biomed.	8	60	100	02F01	FLDCT	A	00001	0.35	3	15	24
Room	6	60	100	02F01	FLDCT	A	00002	0.35	3	10	24
Floor	1	60	100	02F01	FLDCT	A	00003	0.35	3	-5	24
	7	60	100	02F01	FLDCT	A	00004	0.35	3	13	24
	8	60	100	02F01	FLDCT	B	00001	0.35	3	15	24
	8	60	100	02F01	FLDCT	B	00002	0.35	3	15	24
	5	60	100	02F01	FLDCT	B	00003	0.35	3	7	24
	7	60	100	02F01	FLDCT	B	00004	0.35	3	13	24
	11	60	100	02F01	FLDCT	C	00001	0.35	3	24	24
	3	60	100	02F01	FLDCT	C	00002	0.35	3	1	24
	4	60	100	02F01	FLDCT	C	00003	0.35	3	4	24
	1	60	100	02F01	FLDCT	C	00004	0.35	3	-5	24
		60									
Plug	1	60	100	03F01	FLDCT	A	00001	0.35	2	-4	23
Storage	6	60	100	03F01	FLDCT	A	00002	0.35	2	10	23
Vault	4	60	100	03F01	FLDCT	A	00003	0.35	2	5	23
Floor	5	60	100	03F01	FLDCT	A	00004	0.35	2	8	23
	11	60	100	03F01	FLDCT	B	00001	0.35	2	24	23
	4	60	100	03F01	FLDCT	B	00002	0.35	2	5	23
	9	60	100	03F01	FLDCT	B	00003	0.35	2	19	23
	7	60	100	03F01	FLDCT	B	00004	0.35	2	13	23
	7	60	100	03F01	FLDCT	B	00005	0.35	2	13	23
	2	60	100	03F01	FLDCT	C	00001	0.35	2	-3	23
	3	60	100	03F01	FLDCT	C	00002	0.35	2	2	23
	5	60	100	03F01	FLDCT	C	00003	0.35	2	8	23
	3	60	100	03F01	FLDCT	C	00004	0.35	2	2	23

Desc.	Gross Counts	Count Time (sec)	Sample Area (cm^2)	Surface	Count Type	Row	Location	Efficiency (dpm/cpm)	Background (cpm)	Net Activity ($dpm/100cm^2$)	MDA ($dpm/100cm^2$)
	7	60	100	03F01	FLDCT	C	00005	0.35	2	13	23
General	5	90	100	01W01	FLDCT	A	00001	0.3425	2	5	16
Area	11	90	100	01W01	FLDCT	A	00002	0.3425	2	17	16
Wall 1	8	90	100	01W01	FLDCT	A	00003	0.3425	2	11	16
	4	90	100	01W01	FLDCT	A	00004	0.3425	2	3	16
	2	90	100	01W01	FLDCT	A	00005	0.3425	2	0	16
	0	90	100	01W01	FLDCT	A	00006	0.3425	2	-4	16
	3	90	100	01W01	FLDCT	A	00007	0.3425	2	1	16
	2	90	100	01W01	FLDCT	A	00008	0.3425	2	0	16
	3	90	100	01W01	FLDCT	A	00009	0.3425	2	1	16
	4	90	100	01W01	FLDCT	A	00010	0.3425	2	3	16
	6	90	100	01W01	FLDCT	A	00011	0.3425	2	7	16
	2	90	100	01W01	FLDCT	A	00012	0.3425	2	0	16
	3	90	100	01W01	FLDCT	A	00013	0.3425	2	1	16
	5	90	100	01W01	FLDCT	A	00014	0.3425	2	5	16
	5	90	100	01W01	FLDCT	A	00015	0.3425	2	5	16
	1	90	100	01W01	FLDCT	A	00016	0.3425	2	-2	16
	9	90	100	01W01	FLDCT	A	00017	0.3425	2	13	16
	0	90	100	01W01	FLDCT	A	00018	0.3425	2	-4	16
	5	90	100	01W01	FLDCT	A	00019	0.3425	2	5	16
	8	90	100	01W01	FLDCT	A	00020	0.3425	2	11	16
	9	90	100	01W01	FLDCT	A	00021	0.3425	2	13	16
	10	90	100	01W01	FLDCT	A	00022	0.3425	2	15	16
	2	90	100	01W01	FLDCT	A	00023	0.3425	2	0	16
	18	90	100	01W01	FLDCT	A	00024	0.3425	2	31	16
	14	90	100	01W01	FLDCT	A	00025	0.3425	2	23	16
	11	90	100	01W01	FLDCT	A	00026	0.3425	2	17	16
	0	90	100	01W01	FLDCT	A	00027	0.3425	2	-4	16
	6	90	100	01W01	FLDCT	A	00028	0.3425	2	7	16
	4	90	100	01W01	FLDCT	A	00029	0.3425	2	3	16
	4	90	100	01W01	FLDCT	A	00030	0.3425	2	3	16
	2	90	100	01W01	FLDCT	A	00031	0.3425	2	0	16
	7	90	100	01W01	FLDCT	A	00032	0.3425	2	9	16
	9	90	100	01W01	FLDCT	A	00033	0.3425	2	13	16
	3	90	100	01W01	FLDCT	A	00034	0.3425	2	1	16
	2	90	100	01W01	FLDCT	A	00035	0.3425	2	0	16
	5	90	100	01W01	FLDCT	A	00036	0.3425	2	5	16
	7	90	100	01W01	FLDCT	A	00037	0.3425	2	9	16
	2	90	100	01W01	FLDCT	A	00038	0.3425	2	0	16
	5	90	100	01W01	FLDCT	A	00039	0.3425	2	5	16
	10	90	100	01W01	FLDCT	A	00040	0.3425	2	15	16
	18	90	100	01W01	FLDCT	A	00041	0.3425	2	31	16
	19	90	100	01W01	FLDCT	A	00042	0.3425	2	33	16
	7	90	100	01W01	FLDCT	A	00043	0.3425	2	9	16
	8	90	100	01W01	FLDCT	A	00044	0.3425	2	11	16
	4	90	100	01W01	FLDCT	A	00045	0.3425	2	3	16
	7	90	100	01W01	FLDCT	A	00046	0.3425	2	9	16
	5	90	100	01W01	FLDCT	A	00047	0.3425	2	5	16
	3	90	100	01W01	FLDCT	A	00051	0.3425	2	1	16
	0	90	100	01W01	FLDCT	A	00052	0.3425	2	-4	16
	2	90	100	01W01	FLDCT	A	00053	0.3425	2	0	16
	19	90	100	01W01	FLDCT	A	00054	0.3425	2	33	16

Desc.	Gross Counts	Count Time (sec)	Sample Area (cm^2)	Surface	Count Type	Row	Location	Efficiency (dpm/cpm)	Background (cpm)	Net Activity (dpm/100cm^2)	MDA (dpm/100cm^2)
	42	90	100	01W01	FLDCT	A	00055	0.3425	2	77	16
	4	90	100	01W01	FLDCT	A	00056	0.3425	2	3	16
	7	90	100	01W01	FLDCT	A	00057	0.3425	2	9	16
	3	90	100	01W01	FLDCT	A	00058	0.3425	2	1	16
	0	90	100	01W01	FLDCT	A	00059	0.3425	2	-4	16
	8	90	100	01W01	FLDCT	A	00060	0.3425	2	11	16
	5	90	100	01W01	FLDCT	A	00061	0.3425	2	5	16
	6	90	100	01W01	FLDCT	A	00062	0.3425	2	7	16
	5	90	100	01W01	FLDCT	A	00063	0.3425	2	5	16
	3	90	100	01W01	FLDCT	A	00064	0.3425	2	1	16
	4	90	100	01W01	FLDCT	A	00065	0.3425	2	3	16
	2	90	100	01W01	FLDCT	A	00066	0.3425	2	0	16
	1	90	100	01W01	FLDCT	A	00067	0.3425	2	-2	16
	4	90	100	01W01	FLDCT	A	00068	0.3425	2	3	16
	0	90	100	01W01	FLDCT	A	00069	0.3425	2	-4	16
	5	90	100	01W01	FLDCT	A	00070	0.3425	2	5	16
	10	90	100	01W01	FLDCT	A	00071	0.3425	2	15	16
	1	90	100	01W01	FLDCT	A	00072	0.3425	2	-2	16
	7	90	100	01W01	FLDCT	A	00073	0.3425	2	9	16
	2	90	100	01W01	FLDCT	A	00074	0.3425	2	0	16
	2	90	100	01W01	FLDCT	A	00075	0.3425	2	0	16
	4	90	100	01W01	FLDCT	A	00076	0.3425	2	3	16
	1	90	100	01W01	FLDCT	A	00077	0.3425	2	-2	16
	4	90	100	01W01	FLDCT	A	00078	0.3425	2	3	16
	1	90	100	01W01	FLDCT	A	00079	0.3425	2	-2	16
	6	90	100	01W01	FLDCT	A	00080	0.3425	2	7	16
	0	90	100	01W01	FLDCT	A	00081	0.3425	2	-4	16
	10	90	100	01W01	FLDCT	A	00082	0.3425	2	15	16
	4	90	100	01W01	FLDCT	A	00083	0.3425	2	3	16
	3	90	100	01W01	FLDCT	A	00084	0.3425	2	1	16
	7	90	100	01W01	FLDCT	A	00085	0.3425	2	9	16
	8	90	100	01W01	FLDCT	A	00086	0.3425	2	11	16
	16	90	100	01W01	FLDCT	B	00001	0.3425	2	27	16
	0	90	100	01W01	FLDCT	B	00002	0.3425	2	-4	16
	3	90	100	01W01	FLDCT	B	00003	0.3425	2	1	16
	2	90	100	01W01	FLDCT	B	00004	0.3425	2	0	16
	0	90	100	01W01	FLDCT	B	00005	0.3425	2	-4	16
	3	90	100	01W01	FLDCT	B	00006	0.3425	2	1	16
	7	90	100	01W01	FLDCT	B	00007	0.3425	2	9	16
	8	90	100	01W01	FLDCT	B	00008	0.3425	2	11	16
	2	90	100	01W01	FLDCT	B	00009	0.3425	2	0	16
	1	90	100	01W01	FLDCT	B	00010	0.3425	2	-2	16
	4	90	100	01W01	FLDCT	B	00011	0.3425	2	3	16
	8	90	100	01W01	FLDCT	B	00012	0.3425	2	11	16
	5	90	100	01W01	FLDCT	B	00013	0.3425	2	5	16
	0	90	100	01W01	FLDCT	B	00014	0.3425	2	-4	16
	7	90	100	01W01	FLDCT	B	00015	0.3425	2	9	16
	10	90	100	01W01	FLDCT	B	00016	0.3425	2	15	16
	4	90	100	01W01	FLDCT	B	00017	0.3425	2	3	16
	3	90	100	01W01	FLDCT	B	00018	0.3425	2	1	16
	6	90	100	01W01	FLDCT	B	00019	0.3425	2	7	16
	3	90	100	01W01	FLDCT	B	00020	0.3425	2	1	16
	23	90	100	01W01	FLDCT	B	00021	0.3425	2	40	16
	8	90	100	01W01	FLDCT	B	00022	0.3425	2	11	16

Desc.	Gross Counts	Count Time (sec)	Sample Area (cm^2)	Surface	Count Type	Row	Location	Efficiency (dpm/cpm)	Background (cpm)	Net Activity ($dpm/100cm^2$)	MDA ($dpm/100cm^2$)
	11	90	100	01EQ3	FLDCT	ZZZZZ	00002	0.3425	2	16	17
	4	90	100	01EQ3	FLDCT	ZZZZZ	00003	0.3425	2	2	17
	3	90	100	01EQ3	FLDCT	ZZZZZ	00004	0.3425	2	0	17
	21	90	100	01EQ3	FLDCT	ZZZZZ	00005	0.3425	2	35	17
Heater 4	13	90	100	01EQ4	FLDCT	ZZZZZ	00001	0.3425	2	19	17
	9	90	100	01EQ4	FLDCT	ZZZZZ	00002	0.3425	2	12	17
	18	90	100	01EQ4	FLDCT	ZZZZZ	00003	0.3425	2	29	17
	3	90	100	01EQ4	FLDCT	ZZZZZ	00004	0.3425	2	0	17
	14	90	100	01EQ4	FLDCT	ZZZZZ	00005	0.3425	2	21	17
Elevator	1	60	100	01EQ5	FLDCT	ZZZZZ	00001	0.3004	0	2	15
	1	60	100	01EQ5	FLDCT	ZZZZZ	00002	0.3004	0	2	15
	0	60	100	01EQ5	FLDCT	ZZZZZ	00003	0.3004	0	-1	15
	1	60	100	01EQ5	FLDCT	ZZZZZ	00004	0.3004	0	2	15
	0	60	100	01EQ5	FLDCT	ZZZZZ	00005	0.3004	0	-1	15
	0	60	100	01EQ5	FLDCT	ZZZZZ	00006	0.3004	0	-1	15
	1	60	100	01EQ5	FLDCT	ZZZZZ	00007	0.3004	0	2	15
	1	60	100	01EQ5	FLDCT	ZZZZZ	00008	0.3004	0	2	15
	0	60	100	01EQ5	FLDCT	ZZZZZ	00009	0.3004	0	-1	15
	0	60	100	01EQ5	FLDCT	ZZZZZ	00010	0.3004	0	-2	15
	0	60	100	01EQ5	FLDCT	ZZZZZ	00011	0.3004	0	-1	15
	2	60	100	01EQ5	FLDCT	ZZZZZ	00012	0.3004	0	6	15
	1	60	100	01EQ5	FLDCT	ZZZZZ	00013	0.3004	0	2	15
	1	60	100	01EQ5	FLDCT	ZZZZZ	00014	0.3004	0	2	15
Penetr. 1	1	60	100	01P01	FLDCT	ZZZZZ	00001	0.3004	0	2	15
	3	60	100	01P01	FLDCT	ZZZZZ	00002	0.3004	0	9	15
	2	60	100	01P01	FLDCT	ZZZZZ	00003	0.3004	0	6	15
	4	60	100	01P01	FLDCT	ZZZZZ	00004	0.3004	0	12	15
	2	60	100	01P01	FLDCT	ZZZZZ	00005	0.3004	0	6	15
	1	60	100	01P01	FLDCT	ZZZZZ	00006	0.3004	0	2	15
	5	60	100	01P01	FLDCT	ZZZZZ	00007	0.3004	0	16	15
	4	60	100	01P01	FLDCT	ZZZZZ	00008	0.3004	0	12	15
	5	60	100	01P01	FLDCT	ZZZZZ	00009	0.3004	0	16	15
	5	60	100	01P01	FLDCT	ZZZZZ	00010	0.3004	0	16	15
Penetr. 2	0	60	100	01P02	FLDCT	ZZZZZ	00001	0.3004	0	-1	15
	2	60	100	01P02	FLDCT	ZZZZZ	00002	0.3004	0	6	15
	8	60	100	01P02	FLDCT	ZZZZZ	00003	0.3004	0	26	15
	2	60	100	01P02	FLDCT	ZZZZZ	00004	0.3004	0	6	15
	1	60	100	01P02	FLDCT	ZZZZZ	00005	0.3004	0	2	15
Penetr. 3	2	60	100	01P03	FLDCT	ZZZZZ	00001	0.3004	0	6	15
	6	60	100	01P03	FLDCT	ZZZZZ	00002	0.3004	0	19	15
	12	60	100	01P03	FLDCT	ZZZZZ	00003	0.3004	0	38	15
	8	60	100	01P03	FLDCT	ZZZZZ	00004	0.3004	0	26	15
	1	60	100	01P03	FLDCT	ZZZZZ	00005	0.3004	0	2	15
Struct. 1	6	90	100	01S01	FLDCT	ZZZZZ	00001	0.3425	2	7	16
	3	90	100	01S01	FLDCT	ZZZZZ	00002	0.3425	2	1	16
	0	90	100	01S01	FLDCT	ZZZZZ	00003	0.3425	2	-5	16
	4	90	100	01S01	FLDCT	ZZZZZ	00004	0.3425	2	3	16
	0	90	100	01S01	FLDCT	ZZZZZ	00005	0.3425	2	-5	16
	3	90	100	01S01	FLDCT	ZZZZZ	00006	0.3425	2	1	16
	3	90	100	01S01	FLDCT	ZZZZZ	00007	0.3425	2	1	16
	1	90	100	01S01	FLDCT	ZZZZZ	00008	0.3425	2	-3	16
	7	90	100	01S01	FLDCT	ZZZZZ	00009	0.3425	2	9	16

Desc.	Gross Counts	Count Time (sec)	Sample Area (cm^2)	Surface	Count Type	Row	Location	Efficiency (dpm/cpm)	Background (cpm)	Net Activity (dpm/100cm^2)	MDA (dpm/100cm^2)
	2	90	100	01S01	FLDCT	ZZZZZ	00010	0.3425	2	-1	16
	2	90	100	01S01	FLDCT	ZZZZZ	00011	0.3425	2	-1	16
	6	90	100	01S01	FLDCT	ZZZZZ	00012	0.3425	2	7	16
	2	90	100	01S01	FLDCT	ZZZZZ	00013	0.3425	2	-1	16
	1	90	100	01S01	FLDCT	ZZZZZ	00014	0.3425	2	-3	16
	4	90	100	01S01	FLDCT	ZZZZZ	00015	0.3425	2	3	16
	6	90	100	01S01	FLDCT	ZZZZZ	00016	0.3425	2	7	16
	4	90	100	01S01	FLDCT	ZZZZZ	00017	0.3425	2	3	16
	7	90	100	01S01	FLDCT	ZZZZZ	00018	0.3425	2	9	16
	2	90	100	01S01	FLDCT	ZZZZZ	00019	0.3425	2	-1	16
	0	90	100	01S01	FLDCT	ZZZZZ	00020	0.3425	2	-5	16
	6	90	100	01S01	FLDCT	ZZZZZ	00021	0.3425	2	7	16
	5	90	100	01S01	FLDCT	ZZZZZ	00022	0.3425	2	5	16
	3	90	100	01S01	FLDCT	ZZZZZ	00023	0.3425	2	1	16
	8	90	100	01S01	FLDCT	ZZZZZ	00024	0.3425	2	11	16
	0	90	100	01S01	FLDCT	ZZZZZ	00025	0.3425	2	-5	16
	6	90	100	01S01	FLDCT	ZZZZZ	00026	0.3425	2	7	16
	1	90	100	01S01	FLDCT	ZZZZZ	00027	0.3425	2	-3	16
	2	90	100	01S01	FLDCT	ZZZZZ	00028	0.3425	2	-1	16
	3	90	100	01S01	FLDCT	ZZZZZ	00029	0.3425	2	1	16
	5	90	100	01S01	FLDCT	ZZZZZ	00030	0.3425	2	5	16
Struct. 2	3	90	100	01S02	FLDCT	ZZZZZ	00001	0.3425	1	3	14
	2	90	100	01S02	FLDCT	ZZZZZ	00002	0.3425	1	1	14
	4	90	100	01S02	FLDCT	ZZZZZ	00003	0.3425	1	5	14
	1	90	100	01S02	FLDCT	ZZZZZ	00004	0.3425	1	-1	14
	11	90	100	01S02	FLDCT	ZZZZZ	00005	0.3425	1	18	14
	4	90	100	01S02	FLDCT	ZZZZZ	00006	0.3425	1	4	14
	1	90	100	01S02	FLDCT	ZZZZZ	00007	0.3425	1	-1	14
	1	90	100	01S02	FLDCT	ZZZZZ	00008	0.3425	1	-1	14
	0	90	100	01S02	FLDCT	ZZZZZ	00009	0.3425	1	-3	14
	2	90	100	01S02	FLDCT	ZZZZZ	00010	0.3425	1	1	14
	3	90	100	01S02	FLDCT	ZZZZZ	00011	0.3425	1	3	14
	3	90	100	01S02	FLDCT	ZZZZZ	00012	0.3425	1	3	14
	2	90	100	01S02	FLDCT	ZZZZZ	00013	0.3425	1	1	14
	19	90	100	01S02	FLDCT	ZZZZZ	00014	0.3425	1	34	14
	2	90	100	01S02	FLDCT	ZZZZZ	00015	0.3425	1	1	14
	1	90	100	01S02	FLDCT	ZZZZZ	00016	0.3425	1	-1	14
	1	90	100	01S02	FLDCT	ZZZZZ	00017	0.3425	1	-1	14
	0	90	100	01S02	FLDCT	ZZZZZ	00018	0.3425	1	-3	14
	2	90	100	01S02	FLDCT	ZZZZZ	00019	0.3425	1	1	14
	2	90	100	01S02	FLDCT	ZZZZZ	00020	0.3425	1	0	14
	2	90	100	01S02	FLDCT	ZZZZZ	00021	0.3425	1	1	14
	1	90	100	01S02	FLDCT	ZZZZZ	00022	0.3425	1	-1	14
	2	90	100	01S02	FLDCT	ZZZZZ	00023	0.3425	1	1	14
	2	90	100	01S02	FLDCT	ZZZZZ	00024	0.3425	1	0	14
	1	90	100	01S02	FLDCT	ZZZZZ	00025	0.3425	1	-1	14
	2	90	100	01S02	FLDCT	ZZZZZ	00026	0.3425	1	1	14
	4	90	100	01S02	FLDCT	ZZZZZ	00027	0.3425	1	5	14
	2	90	100	01S02	FLDCT	ZZZZZ	00028	0.3425	1	1	14
	0	90	100	01S02	FLDCT	ZZZZZ	00029	0.3425	1	-3	14
	3	90	100	01S02	FLDCT	ZZZZZ	00030	0.3425	1	3	14
	1	90	100	01S02	FLDCT	ZZZZZ	00031	0.3425	1	-1	14
	0	90	100	01S02	FLDCT	ZZZZZ	00032	0.3425	1	-3	14
	3	90	100	01S02	FLDCT	ZZZZZ	00033	0.3425	1	3	14

Desc.	Gross Counts	Count Time (sec)	Sample Area (cm^2)	Surface	Count Type	Row	Location	Efficiency (dpm/cpm)	Background (cpm)	Net Activity ($dpm/100cm^2$)	MDA ($dpm/100cm^2$)
	1	90	100	01S02	FLDCT	ZZZZZ	00034	0.3425	1	-1	14
	2	90	100	01S02	FLDCT	ZZZZZ	00035	0.3425	1	1	14
	1	90	100	01S02	FLDCT	ZZZZZ	00036	0.3425	1	-1	14
	3	90	100	01S02	FLDCT	ZZZZZ	00037	0.3425	1	3	14
	2	90	100	01S02	FLDCT	ZZZZZ	00038	0.3425	1	1	14
	0	90	100	01S02	FLDCT	ZZZZZ	00039	0.3425	1	-3	14
	3	90	100	01S02	FLDCT	ZZZZZ	00040	0.3425	1	3	14
	1	90	100	01S02	FLDCT	ZZZZZ	00041	0.3425	1	-1	14
	0	90	100	01S02	FLDCT	ZZZZZ	00042	0.3425	1	-3	14
Struct. 3	3	90	100	01S03	FLDCT	ZZZZZ	00001	0.3425	1	2	14
	4	90	100	01S03	FLDCT	ZZZZZ	00002	0.3425	1	4	14
	5	90	100	01S03	FLDCT	ZZZZZ	00003	0.3425	1	6	14
	0	90	100	01S03	FLDCT	ZZZZZ	00004	0.3425	1	-4	14
	4	90	100	01S03	FLDCT	ZZZZZ	00005	0.3425	1	4	14
	2	90	100	01S03	FLDCT	ZZZZZ	00006	0.3425	1	0	14
	4	90	100	01S03	FLDCT	ZZZZZ	00007	0.3425	1	4	14
	3	90	100	01S03	FLDCT	ZZZZZ	00008	0.3425	1	2	14
	2	90	100	01S03	FLDCT	ZZZZZ	00009	0.3425	1	0	14
	7	90	100	01S03	FLDCT	ZZZZZ	00010	0.3425	1	10	14
	0	90	100	01S03	FLDCT	ZZZZZ	00011	0.3425	1	-4	14
	5	90	100	01S03	FLDCT	ZZZZZ	00012	0.3425	1	6	14
	2	90	100	01S03	FLDCT	ZZZZZ	00013	0.3425	1	0	14
	3	90	100	01S03	FLDCT	ZZZZZ	00014	0.3425	1	2	14
	0	90	100	01S03	FLDCT	ZZZZZ	00015	0.3425	1	-4	14
	1	90	100	01S03	FLDCT	ZZZZZ	00016	0.3425	1	-2	14
	3	90	100	01S03	FLDCT	ZZZZZ	00017	0.3425	1	2	14
	1	90	100	01S03	FLDCT	ZZZZZ	00018	0.3425	1	-2	14
	2	90	100	01S03	FLDCT	ZZZZZ	00019	0.3425	1	0	14
	0	90	100	01S03	FLDCT	ZZZZZ	00020	0.3425	1	-4	14
	1	90	100	01S03	FLDCT	ZZZZZ	00021	0.3425	1	-2	14
	0	90	100	01S03	FLDCT	ZZZZZ	00022	0.3425	1	-4	14
	3	90	100	01S03	FLDCT	ZZZZZ	00023	0.3425	1	2	14
	1	90	100	01S03	FLDCT	ZZZZZ	00024	0.3425	1	-2	14
	0	90	100	01S03	FLDCT	ZZZZZ	00025	0.3425	1	-4	14
	3	90	100	01S03	FLDCT	ZZZZZ	00026	0.3425	1	2	14
	0	90	100	01S03	FLDCT	ZZZZZ	00027	0.3425	1	-4	14
	0	90	100	01S03	FLDCT	ZZZZZ	00028	0.3425	1	-4	14
	0	90	100	01S03	FLDCT	ZZZZZ	00029	0.3425	1	-4	14
	1	90	100	01S03	FLDCT	ZZZZZ	00030	0.3425	1	-2	14
	0	90	100	01S03	FLDCT	ZZZZZ	00031	0.3425	1	-4	14
	4	90	100	01S03	FLDCT	ZZZZZ	00032	0.3425	1	4	14
	2	90	100	01S03	FLDCT	ZZZZZ	00033	0.3425	1	0	14
	0	90	100	01S03	FLDCT	ZZZZZ	00034	0.3425	1	-4	14
	0	90	100	01S03	FLDCT	ZZZZZ	00035	0.3425	1	-4	14
	5	90	100	01S03	FLDCT	ZZZZZ	00036	0.3425	1	6	14
	4	90	100	01S03	FLDCT	ZZZZZ	00037	0.3425	1	4	14
	2	90	100	01S03	FLDCT	ZZZZZ	00038	0.3425	1	0	14
	0	90	100	01S03	FLDCT	ZZZZZ	00039	0.3425	1	-4	14
	2	90	100	01S03	FLDCT	ZZZZZ	00040	0.3425	1	0	14
	3	90	100	01S03	FLDCT	ZZZZZ	00041	0.3425	1	2	14
	5	90	100	01S03	FLDCT	ZZZZZ	00042	0.3425	1	6	14
	0	90	100	01S03	FLDCT	ZZZZZ	00043	0.3425	1	-4	14
	1	90	100	01S03	FLDCT	ZZZZZ	00044	0.3425	1	-2	14
	4	90	100	01S03	FLDCT	ZZZZZ	00045	0.3425	1	4	14

Desc.	Gross Counts	Count Time (sec)	Sample Area (cm^2)	Surface	Count Type	Row	Location	Efficiency (dpm/cpm)	Background (cpm)	Net Activity ($dpm/100cm^2$)	MDA ($dpm/100cm^2$)
	0	90	100	01S03	FLDCT	ZZZZZ	00061	0.3425	1	-4	14
	2	90	100	01S03	FLDCT	ZZZZZ	00046	0.3425	1	0	14
	2	90	100	01S03	FLDCT	ZZZZZ	00062	0.3425	1	0	14
	1	90	100	01S03	FLDCT	ZZZZZ	00047	0.3425	1	-2	14
	0	90	100	01S03	FLDCT	ZZZZZ	00063	0.3425	1	-4	14
	2	90	100	01S03	FLDCT	ZZZZZ	00048	0.3425	1	0	14
	1	90	100	01S03	FLDCT	ZZZZZ	00064	0.3425	1	-2	14
	3	90	100	01S03	FLDCT	ZZZZZ	00049	0.3425	1	2	14
	2	90	100	01S03	FLDCT	ZZZZZ	00065	0.3425	1	0	14
	2	90	100	01S03	FLDCT	ZZZZZ	00050	0.3425	1	0	14
	4	90	100	01S03	FLDCT	ZZZZZ	00051	0.3425	1	4	14
	2	90	100	01S03	FLDCT	ZZZZZ	00052	0.3425	1	0	14
	1	90	100	01S03	FLDCT	ZZZZZ	00053	0.3425	1	-2	14
	0	90	100	01S03	FLDCT	ZZZZZ	00054	0.3425	1	-4	14
	0	90	100	01S03	FLDCT	ZZZZZ	00055	0.3425	1	-4	14
	6	90	100	01S03	FLDCT	ZZZZZ	00056	0.3425	1	8	14
	4	90	100	01S03	FLDCT	ZZZZZ	00057	0.3425	1	4	14
	4	90	100	01S03	FLDCT	ZZZZZ	00058	0.3425	1	4	14
	12	90	100	01S03	FLDCT	ZZZZZ	00059	0.3425	1	20	14
	4	90	100	01S03	FLDCT	ZZZZZ	00060	0.3425	1	4	14
Vent 1	9	90	100	01V01	FLDCT	ZZZZZ	00001	0.3425	2	13	16
	9	90	100	01V01	FLDCT	ZZZZZ	00002	0.3425	2	13	16
	8	90	100	01V01	FLDCT	ZZZZZ	00003	0.3425	2	11	16
	5	90	100	01V01	FLDCT	ZZZZZ	00004	0.3425	2	5	16
	12	90	100	01V01	FLDCT	ZZZZZ	00005	0.3425	2	18	16
	5	90	100	01V01	FLDCT	ZZZZZ	00006	0.3425	2	5	16
	10	90	100	01V01	FLDCT	ZZZZZ	00007	0.3425	2	15	16
	18	90	100	01V01	FLDCT	ZZZZZ	00008	0.3425	2	30	16
	14	90	100	01V01	FLDCT	ZZZZZ	00009	0.3425	2	22	16
	7	90	100	01V01	FLDCT	ZZZZZ	00010	0.3425	2	9	16
	9	90	100	01V01	FLDCT	ZZZZZ	00011	0.3425	2	13	16
	7	90	100	01V01	FLDCT	ZZZZZ	00012	0.3425	2	9	16
	9	90	100	01V01	FLDCT	ZZZZZ	00013	0.3425	2	13	16
	7	90	100	01V01	FLDCT	ZZZZZ	00014	0.3425	2	9	16
	7	90	100	01V01	FLDCT	ZZZZZ	00015	0.3425	2	9	16
Trench 1	4	90	100	01T01	FLDCT	ZZZZZ	00001	0.3425	2	1	17
	6	90	100	01T01	FLDCT	ZZZZZ	00002	0.3425	2	5	17
	2	90	100	01T01	FLDCT	ZZZZZ	00003	0.3425	2	-2	17
	8	90	100	01T01	FLDCT	ZZZZZ	00004	0.3425	2	10	17
	3	90	100	01T01	FLDCT	ZZZZZ	00005	0.3425	2	0	17
Trench 2	18	90	100	01T02	FLDCT	ZZZZZ	00001	0.3425	2	29	17
	6	90	100	01T02	FLDCT	ZZZZZ	00002	0.3425	2	5	17
	3	90	100	01T02	FLDCT	ZZZZZ	00003	0.3425	2	0	17
	8	90	100	01T02	FLDCT	ZZZZZ	00004	0.3425	2	10	17
	7	90	100	01T02	FLDCT	ZZZZZ	00005	0.3425	2	8	17
Trench 3	26	90	100	01T03	FLDCT	ZZZZZ	00001	0.3425	2	45	17
	7	90	100	01T03	FLDCT	ZZZZZ	00002	0.3425	2	8	17
	9	90	100	01T03	FLDCT	ZZZZZ	00003	0.3425	2	12	17
	16	90	100	01T03	FLDCT	ZZZZZ	00004	0.3425	2	25	17
	8	90	100	01T03	FLDCT	ZZZZZ	00005	0.3425	2	10	17
Trench 4	0	90	100	01T04	FLDCT	ZZZZZ	00001	0.3425	2	-6	17
	8	90	100	01T04	FLDCT	ZZZZZ	00002	0.3425	2	9	17

214

Desc.	Gross Counts	Count Time (sec)	Sample Area (cm^2)	Surface	Count Type	Row	Location	Efficiency (dpm/cpm)	Background (cpm)	Net Activity ($dpm/100cm^2$)	MDA ($dpm/100cm^2$)
	2	90	100	01T04	FLDCT	ZZZZZ	00003	0.3425	2	-3	17
	4	90	100	01T04	FLDCT	ZZZZZ	00004	0.3425	2	2	17
	3	90	100	01T04	FLDCT	ZZZZZ	00005	0.3425	2	0	17
Trench 5	3	90	100	01T05	FLDCT	ZZZZZ	00001	0.3425	2	0	17
	7	90	100	01T05	FLDCT	ZZZZZ	00002	0.3425	2	8	17
	10	90	100	01T05	FLDCT	ZZZZZ	00003	0.3425	2	14	17
	5	90	100	01T05	FLDCT	ZZZZZ	00004	0.3425	2	4	17
	2	90	100	01T05	FLDCT	ZZZZZ	00005	0.3425	2	-2	17
Trench 6	4	90	100	01T06	FLDCT	ZZZZZ	00001	0.3425	2	2	17
	4	90	100	01T06	FLDCT	ZZZZZ	00002	0.3425	2	2	17
	5	90	100	01T06	FLDCT	ZZZZZ	00003	0.3425	2	4	17
	0	90	100	01T06	FLDCT	ZZZZZ	00004	0.3425	2	-6	17
	4	90	100	01T06	FLDCT	ZZZZZ	00005	0.3425	2	2	17
	1	90	100	01T06	FLDCT	ZZZZZ	00006	0.3425	2	-4	17
	6	90	100	01T06	FLDCT	ZZZZZ	00007	0.3425	2	5	17
	5	90	100	01T06	FLDCT	ZZZZZ	00008	0.3425	2	4	17
	2	90	100	01T06	FLDCT	ZZZZZ	00009	0.3425	2	-2	17
	3	90	100	01T06	FLDCT	ZZZZZ	00010	0.3425	2	0	17
	1	90	100	01T06	FLDCT	ZZZZZ	00011	0.3425	2	-4	17
	3	90	100	01T06	FLDCT	ZZZZZ	00012	0.3425	2	0	17
	5	90	100	01T06	FLDCT	ZZZZZ	00013	0.3425	2	4	17
	2	90	100	01T06	FLDCT	ZZZZZ	00014	0.3425	2	-2	17
	3	90	100	01T06	FLDCT	ZZZZZ	00015	0.3425	2	0	17
	2	90	100	01T06	FLDCT	ZZZZZ	00016	0.3425	2	-2	17
	1	90	100	01T06	FLDCT	ZZZZZ	00017	0.3425	2	-4	17
	4	90	100	01T06	FLDCT	ZZZZZ	00018	0.3425	2	1	17
	6	90	100	01T06	FLDCT	ZZZZZ	00019	0.3425	2	5	17
	4	90	100	01T06	FLDCT	ZZZZZ	00020	0.3425	2	2	17
	2	90	100	01T06	FLDCT	ZZZZZ	00021	0.3425	2	-2	17
	5	90	100	01T06	FLDCT	ZZZZZ	00022	0.3425	2	4	17
	0	90	100	01T06	FLDCT	ZZZZZ	00023	0.3425	2	-6	17
	9	90	100	01T06	FLDCT	ZZZZZ	00024	0.3425	2	12	17
	4	90	100	01T06	FLDCT	ZZZZZ	00025	0.3425	2	2	17
	3	90	100	01T06	FLDCT	ZZZZZ	00026	0.3425	2	-1	17
	0	90	100	01T06	FLDCT	ZZZZZ	00027	0.3425	2	-6	17
	0	90	100	01T06	FLDCT	ZZZZZ	00028	0.3425	2	-6	17
	2	90	100	01T06	FLDCT	ZZZZZ	00029	0.3425	2	-2	17
	0	90	100	01T06	FLDCT	ZZZZZ	00030	0.3425	2	-6	17
Trench 7	0	60	100	01T07	FLDCT	ZZZZZ	00001	0.3004	0	-1	15
	0	60	100	01T07	FLDCT	ZZZZZ	00002	0.3004	0	-1	15
	0	60	100	01T07	FLDCT	ZZZZZ	00003	0.3004	0	-1	15
	2	60	100	01T07	FLDCT	ZZZZZ	00004	0.3004	0	6	15
	1	60	100	01T07	FLDCT	ZZZZZ	00005	0.3004	0	2	15
Trench 8	2	90	100	01T08	FLDCT	ZZZZZ	00001	0.3425	1	2	13
	0	90	100	01T08	FLDCT	ZZZZZ	00002	0.3425	1	-2	13
	2	90	100	01T08	FLDCT	ZZZZZ	00003	0.3425	1	2	13
	2	90	100	01T08	FLDCT	ZZZZZ	00004	0.3425	1	2	13
	2	90	100	01T08	FLDCT	ZZZZZ	00005	0.3425	1	1	13
Biomed.	3	60	100	020H1	FLDCT	ZZZZZ	00001	0.35	2	2	23
Room	6	60	100	020H1	FLDCT	ZZZZZ	00002	0.35	2	10	23
Overhead	32	60	100	020H1	FLDCT	ZZZZZ	00003	0.35	2	85	23
	62	60	100	020H1	FLDCT	ZZZZZ	00004	0.35	2	170	23
	8	60	100	020H1	FLDCT	ZZZZZ	00005	0.35	2	16	23

Desc.	Gross Counts	Count Time (sec)	Sample Area (cm^2)	Surface	Count Type	Row	Location	Efficiency (dpm/cpm)	Background (cpm)	Net Activity ($dpm/100cm^2$)	MDA ($dpm/100cm^2$)
	5	60	100	020H1	FLDCT	ZZZZZ	00006	0.35	2	8	23
	2	60	100	020H1	FLDCT	ZZZZZ	00007	0.35	2	-1	23
	2	60	100	020H1	FLDCT	ZZZZZ	00008	0.35	2	-1	23
	5	60	100	020H1	FLDCT	ZZZZZ	00009	0.35	2	8	23
	60	60	100	020H1	FLDCT	ZZZZZ	00010	0.35	2	165	23
Biomed.	1	60	100	02D01	FLDCT	ZZZZZ	00001	0.35	3	-5	24
Drain	6	60	100	02D01	FLDCT	ZZZZZ	00002	0.35	3	10	24
Plug	7	60	100	030H1	FLDCT	ZZZZZ	00001	0.35	2	12	23
Storage	6	60	100	030H1	FLDCT	ZZZZZ	00002	0.35	2	10	23
Vault	12	60	100	030H1	FLDCT	ZZZZZ	00003	0.35	2	28	23
Overhead	1	60	100	030H1	FLDCT	ZZZZZ	00004	0.35	2	-4	23
	4	60	100	030H1	FLDCT	ZZZZZ	00005	0.35	2	5	23
								# Measurements		1022	
									Average	6	$dpm/100cm^2$
									Maximum	170	$dpm/100cm^2$
									STD DEV	12	$dpm/100cm^2$
								95% CL on Mean		6	$dpm/100cm^2$

FINAL SURVEY 01F01 A PIN 04
PIC IPC9025 216712

			ALPHA				BETA					
			Eff: 34.97% Bkg: 0.10 cpm MDA: 8.60 dpm				Eff: 34.25% Bkg: 1.40 cpm MDA: 18.39 dpm					
SN	RPT	ID	COUNTS	NET CPM	DPM	LIMITS	COUNTS	NET CPM	DPM	LIMITS	DATE	TIME
001	00	12	0	-0.10	-0.29		5	1.93	5.64		07-18-2001	13:23:01
002	00	13	0	-0.10	-0.29		6	2.60	7.59		07-18-2001	13:25:00
003	00	14	0	-0.10	-0.29		7	3.27	9.54		07-18-2001	13:27:00
004	00	15	0	-0.10	-0.29		12	6.60	19.27		07-18-2001	13:29:00
005	00	16	0	-0.10	-0.29		2	-0.07	-0.19		07-18-2001	13:30:59

Performed By: [signature] Date: 7/19/01

Reviewed By: [signature] Date: 9/5/01

FINAL SURVEY 01F01 B PIN 04

FIC IPC9025 216712

			ALPHA				BETA				
			Eff: 34.97% Bkg: 0.10 cpm MDA: 8.60 dpm				Eff: 34.25% Bkg: 1.40 cpm MDA: 18.39 dpm				
SN	RPT	ID	COUNTS	NET CPM	DPM	LIMITS	COUNTS	NET CPM	DPM	LIMITS	DATE TIME
001	00	9	0	-0.10	-0.29		9	4.60	13.43		07-18-2001 14:07:34
002	00	10	0	-0.10	-0.29		4	1.27	3.70		07-18-2001 14:09:33
003	00	11	0	-0.10	-0.29		5	1.93	5.64		07-18-2001 14:11:33
004	00	12	1	0.57	1.62		9	4.43	12.94		07-18-2001 14:13:33
005	00	13	0	-0.10	-0.29		4	1.27	3.70		07-18-2001 14:15:33
006	00	14	0	-0.10	-0.29		1	-0.73	-2.14		07-18-2001 14:17:32
007	00	15	1	0.57	1.62		2	-0.24	-0.69		07-18-2001 14:19:31
008	00	16	0	-0.10	-0.29		5	1.93	5.64		07-18-2001 14:21:30
009	00	17	0	-0.10	-0.29		6	2.60	7.59		07-18-2001 14:23:29
010	00	18	1	0.57	1.62		8	3.76	10.99		07-18-2001 14:25:28
011	00	19	0	-0.10	-0.29		5	1.93	5.64		07-18-2001 14:27:27

Performed By: _____ Date: 7/19/01

Reviewed By: _____ Date: 9/5/01

FINAL SURVEY 01F01 C PIN 04

PIC IPC9025 216712

219

			ALPHA				BETA			
			Eff: 34.97% Bkg: 0.10 cpm MDA: 8.60 dpm				Eff: 34.25% Bkg: 1.40 cpm MDA: 18.39 dpm			
SN	RPT	ID	COUNTS	NET CPM	DPM	LIMITS	COUNTS	NET CPM	DPM	LIMITS	DATE	TIME
001	00	7	2	1.23	3.53		43	26.90	78.54		07-18-2001	14:34:38
002	00	8	0	-0.10	-0.29		5	1.93	5.64		07-18-2001	14:36:37
003	00	9	0	-0.10	-0.29		7	3.27	9.54		07-18-2001	14:38:37
004	00	10	1	0.57	1.62		3	0.43	1.26		07-18-2001	14:40:36
005	00	11	0	-0.10	-0.29		5	1.93	5.64		07-18-2001	14:42:36
006	00	12	1	0.57	1.62		2	-0.24	-0.69		07-18-2001	14:44:36
007	00	13	0	-0.10	-0.29		3	0.60	1.75		07-18-2001	14:46:36
008	00	14	0	-0.10	-0.29		1	-0.73	-2.14		07-18-2001	14:48:35
009	00	15	0	-0.10	-0.29		2	-0.07	-0.19		07-18-2001	14:50:34
010	00	16	0	-0.10	-0.29		4	1.27	3.70		07-18-2001	14:52:33
011	00	17	0	-0.10	-0.29		14	7.93	23.16		07-18-2001	14:54:32
012	00	18	0	-0.10	-0.29		5	1.93	5.64		07-18-2001	14:56:31
013	00	19	0	-0.10	-0.29		7	3.27	9.54		07-18-2001	14:58:30
014	00	20	0	-0.10	-0.29		8	3.93	11.48		07-18-2001	15:00:29
015	00	21	0	-0.10	-0.29		2	-0.07	-0.19		07-18-2001	15:02:28

Performed By: [signature] Date: 7/19/01

Reviewed By: [signature] Date: 9/5/01

FINAL SURVEY 01F01 D PIN 04 220
PIC IPC9025 216712 7/19/01

SN	RPT	ID	ALPHA COUNTS	ALPHA NET CPM	ALPHA DPM	ALPHA LIMITS	BETA COUNTS	BETA NET CPM	BETA DPM	BETA LIMITS	DATE	TIME
			Eff: 34.97% Bkg: 0.10 cpm MDA: 8.60 dpm				Eff: 34.25% Bkg: 1.40 cpm MDA: 18.39 dpm					
001	00	6	0	-0.10	-0.29		3	0.60	1.75		07-18-2001	15:20:29
002	00	7	0	-0.10	-0.29		1	-0.73	-2.14		07-18-2001	15:22:28
003	00	8	0	-0.10	-0.29		12	6.60	19.27		07-18-2001	15:24:27
004	00	9	0	-0.10	-0.29		6	2.60	7.59		07-18-2001	15:26:26
005	00	10	0	-0.10	-0.29		2	-0.07	-0.19		07-18-2001	15:28:25
006	00	11	0	-0.10	-0.29		1	-0.73	-2.14		07-18-2001	15:30:24
007	00	12	0	-0.10	-0.29		2	-0.07	-0.19		07-18-2001	15:32:24
008	00	13	0	-0.10	-0.29		0	-1.40	-4.09		07-18-2001	15:34:23
009	00	14	0	-0.10	-0.29		5	1.93	5.64		07-18-2001	15:36:22
010	00	15	0	-0.10	-0.29		6	2.60	7.59		07-18-2001	15:38:21
011	00	16	0	-0.10	-0.29		6	2.60	7.59		07-18-2001	15:40:20
012	00	17	0	-0.10	-0.29		3	0.60	1.75		07-18-2001	15:42:19
013	00	18	1	0.57	1.62		3	0.43	1.26		07-18-2001	15:44:18
014	00	19	0	-0.10	-0.29		7	3.27	9.54		07-18-2001	15:46:17
015	00	20	0	-0.10	-0.29		4	1.27	3.70		07-18-2001	15:48:16
016	00	21	1	0.57	1.62		2	-0.24	-0.69		07-18-2001	15:50:15
017	00	22	0	-0.10	-0.29		3	0.60	1.75		07-18-2001	15:52:14

Performed By: [signature] Date: 7/19/01

Reviewed By: [signature] Date: 9/5/01

FINAL SURVEY 01F01 E PIN 04

PIC IPC9025 216712

			ALPHA				BETA			
			Eff: 34.97% Bkg: 0.10 cpm MDA: 8.60 dpm				Eff: 34.25% Bkg: 1.00 cpm MDA: 16.36 dpm			
SN	RPT	ID	COUNTS	NET CPM	DPM	LIMITS	COUNTS	NET CPM	DPM	LIMITS	DATE	TIME
001	00	5	0	-0.10	-0.29		7	3.67	10.71		07-19-2001	07:05:59
002	00	6	1	0.57	1.62		1	-0.50	-1.47		07-19-2001	07:07:59
003	00	7	1	0.57	1.62		17	10.16	29.68		07-19-2001	07:09:59
004	00	8	1	0.57	1.62		2	0.16	0.48		07-19-2001	07:11:59
005	00	9	1	0.57	1.62		3	0.83	2.43		07-19-2001	07:13:59
006	00	10	0	-0.10	-0.29		8	4.33	12.65		07-19-2001	07:15:59
007	00	11	0	-0.10	-0.29		4	1.67	4.87		07-19-2001	07:17:58
008	00	12	0	-0.10	-0.29		1	-0.33	-0.97		07-19-2001	07:19:58
009	00	13	0	-0.10	-0.29		1	-0.33	-0.97		07-19-2001	07:21:57
010	00	14	0	-0.10	-0.29		4	1.67	4.87		07-19-2001	07:23:56
011	00	15	2	1.23	3.53		1	-0.70	-2.05		07-19-2001	07:25:56

Performed By: [signature] Date: 7/19/01

Reviewed By: [signature] Date: 9/5/01

FINAL SURVEY 01F01 E PIN 04

FIC IPC7025 Z16712

			ALPHA				BETA			
			Eff: 34.97% Bkg: 0.10 cpm MDA: 8.60 dpm				Eff: 34.25% Bkg: 1.00 cpm MDA: 16.36 dpm			
SN	RPT	ID	COUNTS	NET CPM	DPM	LIMITS	COUNTS	NET CPM	DPM	LIMITS	DATE	TIME
012	00	16	0	-0.10	-0.29		4	1.67	4.87		07-19-2001	07:30:31
013	00	17	0	-0.10	-0.29		6	3.00	8.76		07-19-2001	07:32:31
014	00	18	0	-0.10	-0.29		6	3.00	8.76		07-19-2001	07:34:31
015	00	19	0	-0.10	-0.29		3	1.00	2.92		07-19-2001	07:36:31
016	00	20	0	-0.10	-0.29		7	3.67	10.71		07-19-2001	07:38:31
017	00	21	0	-0.10	-0.29		8	4.33	12.65		07-19-2001	07:40:31
018	00	22	0	-0.10	-0.29		6	3.00	8.76		07-19-2001	07:42:31
019	00	23	0	-0.10	-0.29		6	3.00	8.76		07-19-2001	07:44:31

Performed By: [signature] Date: 7/19/01

Reviewed By: [signature] Date: 9/5/01

FINAL SURVEY 01F01 F PIN 04

PIC IPC9025 216712

			ALPHA				BETA			
			Eff: 34.97% Bkg: 0.10 cpm MDA: 8.60 dpm				Eff: 34.25% Bkg: 1.00 cpm MDA: 16.36 dpm			
SN	RPT	ID	COUNTS	NET CPM	DPM	LIMITS	COUNTS	NET CPM	DPM	LIMITS	DATE TIME
001	00	4	0	-0.10	-0.29		2	0.33	0.97		07-19-2001 07:49:10
002	00	5	0	-0.10	-0.29		5	2.33	6.81		07-19-2001 07:51:10
003	00	6	0	-0.10	-0.29		7	3.67	10.71		07-19-2001 07:53:10
004	00	7	0	-0.10	-0.29		5	2.33	6.81		07-19-2001 07:55:10
005	00	8	1	0.57	1.62		6	2.83	8.27		07-19-2001 07:57:10
006	00	9	0	-0.10	-0.29		1	-0.33	-0.97		07-19-2001 07:59:10
007	00	10	2	1.23	3.53		9	4.63	13.52		07-19-2001 08:01:09
008	00	11	0	-0.10	-0.29		10	5.67	16.55		07-19-2001 08:03:10
009	00	12	0	-0.10	-0.29		3	1.00	2.92		07-19-2001 08:05:09
010	00	13	0	-0.10	-0.29		3	1.00	2.92		07-19-2001 08:07:09
011	00	14	0	-0.10	-0.29		1	-0.33	-0.97		07-19-2001 08:09:09
012	00	15	0	-0.10	-0.29		2	0.33	0.97		07-19-2001 08:11:09
013	00	16	0	-0.10	-0.29		4	1.67	4.87		07-19-2001 08:13:08
014	00	17	0	-0.10	-0.29		8	4.33	12.65		07-19-2001 08:15:09
015	00	18	1	0.57	1.62		6	2.83	8.27		07-19-2001 08:17:09
016	00	19	0	-0.10	-0.29		3	1.00	2.92		07-19-2001 08:19:09
017	00	20	0	-0.10	-0.29		1	-0.33	-0.97		07-19-2001 08:21:09
018	00	21	0	-0.10	-0.29		3	1.00	2.92		07-19-2001 08:23:08
019	00	22	0	-0.10	-0.29		6	3.00	8.76		07-19-2001 08:25:09
020	00	23	0	-0.10	-0.29		5	2.33	6.81		07-19-2001 08:27:08
021	00	24	0	-0.10	-0.29		18	11.00	32.12		07-19-2001 08:29:08

Performed By: [illegible] Date: 7/19/01

Reviewed By: [illegible] Date: 9/5/01

FINAL SURVEY 01F01 G PIN 04
PIC IPC9025 216712 7/19/01

SN	RPT	ID	ALPHA COUNTS	ALPHA NET CPM	ALPHA DPM	ALPHA LIMITS	BETA COUNTS	BETA NET CPM	BETA DPM	BETA LIMITS	DATE	TIME
			Eff: 34.97% Bkg: 0.10 cpm MDA: 8.60 dpm				Eff: 34.25% Bkg: 1.00 cpm MDA: 16.36 dpm					
001	00	3	0	-0.10	-0.29		4	1.67	4.87		07-19-2001	08:39:54
002	00	4	0	-0.10	-0.29		5	2.33	6.81		07-19-2001	08:41:54
003	00	5	0	-0.10	-0.29		10	5.67	16.55		07-19-2001	08:43:54
004	00	6	2	1.23	3.53		3	0.63	1.84		07-19-2001	08:45:54
005	00	7	0	-0.10	-0.29		7	3.67	10.71		07-19-2001	08:47:54
006	00	8	0	-0.10	-0.29		4	1.67	4.87		07-19-2001	08:49:53
007	00	9	0	-0.10	-0.29		0	-1.00	-2.92		07-19-2001	08:51:53
008	00	10	1	0.57	1.62		4	1.50	4.37		07-19-2001	08:53:53
009	00	11	0	-0.10	-0.29		1	-0.33	-0.97		07-19-2001	08:55:52
010	00	12	0	-0.10	-0.29		0	-1.00	-2.92		07-19-2001	08:57:52
011	00	13	0	-0.10	-0.29		7	3.67	10.71		07-19-2001	08:59:51
012	00	14	0	-0.10	-0.29		6	3.00	8.76		07-19-2001	09:01:51
013	00	15	0	-0.10	-0.29		2	0.33	0.97		07-19-2001	09:03:51
014	00	16	0	-0.10	-0.29		4	1.67	4.87		07-19-2001	09:05:51
015	00	17	0	-0.10	-0.29		0	-1.00	-2.92		07-19-2001	09:07:50
016	00	18	0	-0.10	-0.29		4	1.67	4.87		07-19-2001	09:09:49
017	00	19	1	0.57	1.62		6	2.83	8.27		07-19-2001	09:11:49
018	00	20	0	-0.10	-0.29		5	2.33	6.81		07-19-2001	09:13:48
019	00	21	0	-0.10	-0.29		3	1.00	2.92		07-19-2001	09:15:48
020	00	22	0	-0.10	-0.29		4	1.67	4.87		07-19-2001	09:17:47
021	00	23	0	-0.10	-0.29		10	5.67	16.55		07-19-2001	09:19:47
~~022~~	~~00~~	~~24~~	~~0~~	~~-0.10~~	~~-0.29~~		~~5~~	~~2.33~~	~~6.81~~		~~07-19-2001~~	~~09:21:46~~

FINAL SURVEY 01F01 G PIN 04
PIC IPC9025 216712 7/19/01

SN	RPT	ID	ALPHA COUNTS	ALPHA NET CPM	ALPHA DPM	ALPHA LIMITS	BETA COUNTS	BETA NET CPM	BETA DPM	BETA LIMITS	DATE	TIME
			Eff: 34.97% Bkg: 0.10 cpm MDA: 8.60 dpm				Eff: 34.25% Bkg: 1.00 cpm MDA: 16.36 dpm					
022	00	24	1	0.57	1.62		5	2.16	6.32		07-19-2001	09:26:08
023	00	25	0	-0.10	-0.29		8	4.33	12.65		07-19-2001	09:28:08

* CARRIER ARM ERROR, SMEAR NOT counted correctly. 7/19/01

Performed By: _____ Date: 7/19/01

Reviewed By: _____ Date: 9/5/01

FINAL SURVEY 01F01 H PIN 04

PIC IPC9025 216712

			ALPHA				BETA			
			Eff: 34.97% Bkg: 0.10 cpm MDA: 8.60 dpm				Eff: 34.25% Bkg: 1.00 cpm MDA: 16.36 dpm			
SN	RPT	ID	COUNTS	NET CPM	DPM	LIMITS	COUNTS	NET CPM	DPM	LIMITS	DATE	TIME
001	00	3	0	-0.10	-0.29		3	1.00	2.92		07-19-2001	10:28:04
002	00	4	0	-0.10	-0.29		4	1.67	4.87		07-19-2001	10:30:04
003	00	5	0	-0.10	-0.29		7	3.67	10.71		07-19-2001	10:32:04
004	00	6	0	-0.10	-0.29		2	0.33	0.97		07-19-2001	10:34:04
005	00	7	0	-0.10	-0.29		2	0.33	0.97		07-19-2001	10:36:03
006	00	8	0	-0.10	-0.29		2	0.33	0.97		07-19-2001	10:38:03
007	00	9	1	0.57	1.62		2	0.16	0.48		07-19-2001	10:40:03
008	00	10	0	-0.10	-0.29		3	1.00	2.92		07-19-2001	10:42:02
009	00	11	1	0.57	1.62		2	0.16	0.48		07-19-2001	10:44:01
010	00	12	0	-0.10	-0.29		2	0.33	0.97		07-19-2001	10:46:00
011	00	13	0	-0.10	-0.29		5	2.33	6.81		07-19-2001	10:47:59
012	00	14	0	-0.10	-0.29		5	2.33	6.81		07-19-2001	10:49:58
013	00	15	0	-0.10	-0.29		7	3.67	10.71		07-19-2001	10:51:57
014	00	16	0	-0.10	-0.29		2	0.33	0.97		07-19-2001	10:53:56
015	00	17	0	-0.10	-0.29		0	-1.00	-2.92		07-19-2001	10:55:55
016	00	18	0	-0.10	-0.29		4	1.67	4.87		07-19-2001	10:57:54
017	00	19	0	-0.10	-0.29		1	-0.33	-0.97		07-19-2001	10:59:53
018	00	20	1	0.57	1.62		5	2.16	6.32		07-19-2001	11:01:52
019	00	21	0	-0.10	-0.29		1	-0.33	-0.97		07-19-2001	11:03:51
020	00	22	0	-0.10	-0.29		4	1.67	4.87		07-19-2001	11:05:50
021	00	23	0	-0.10	-0.29		2	0.33	0.97		07-19-2001	11:07:49
022	00	24	2	1.23	3.53		4	1.30	3.79		07-19-2001	11:09:48
023	00	25	0	-0.10	-0.29		6	3.00	8.76		07-19-2001	11:11:47

Performed By: _____ Date: 7/26/01

Reviewed By: _____ Date: 9/5/01

FINAL SURVEY 01F01 I PIN 04

PIC IPC9025 216712

			ALPHA				BETA					
			Eff: 34.97%	Bkg: 0.10 cpm	MDA: 8.60 dpm		Eff: 34.25%	Bkg: 1.00 cpm	MDA: 16.36 dpm			
SN	RPT	ID	COUNTS	NET CPM	DPM	LIMITS	COUNTS	NET CPM	DPM	LIMITS	DATE	TIME
001	00	3	0	-0.10	-0.29		6	3.00	8.76		07-19-2001	12:26:17
002	00	4	0	-0.10	-0.29		5	2.33	6.81		07-19-2001	12:28:16
003	00	5	1	0.57	1.62		1	-0.50	-1.47		07-19-2001	12:30:15
004	00	6	0	-0.10	-0.29		6	3.00	8.76		07-19-2001	12:32:14
005	00	7	0	-0.10	-0.29		3	1.00	2.92		07-19-2001	12:34:13
006	00	8	0	-0.10	-0.29		8	4.33	12.65		07-19-2001	12:36:12
007	00	9	0	-0.10	-0.29		3	1.00	2.92		07-19-2001	12:38:11
008	00	10	0	-0.10	-0.29		6	3.00	8.76		07-19-2001	12:40:10
009	00	11	0	-0.10	-0.29		3	1.00	2.92		07-19-2001	12:42:09
010	00	12	0	-0.10	-0.29		1	-0.33	-0.97		07-19-2001	12:44:08
011	00	13	0	-0.10	-0.29		4	1.67	4.87		07-19-2001	12:46:07
012	00	14	0	-0.10	-0.29		0	-1.00	-2.92		07-19-2001	12:48:06
013	00	15	0	-0.10	-0.29		1	-0.33	-0.97		07-19-2001	12:50:05
014	00	16	0	-0.10	-0.29		0	-1.00	-2.92		07-19-2001	12:52:04
015	00	17	0	-0.10	-0.29		2	0.33	0.97		07-19-2001	12:54:03
016	00	18	0	-0.10	-0.29		8	4.33	12.65		07-19-2001	12:56:02
017	00	19	0	-0.10	-0.29		5	2.33	6.81		07-19-2001	12:58:01
018	00	20	0	-0.10	-0.29		7	3.67	10.71		07-19-2001	13:00:00
019	00	21	1	0.57	1.62		4	1.50	4.37		07-19-2001	13:01:59
020	00	22	0	-0.10	-0.29		2	0.33	0.97		07-19-2001	13:03:58
021	00	23	0	-0.10	-0.29		3	1.00	2.92		07-19-2001	13:05:57
022	00	24	0	-0.10	-0.29		4	1.67	4.87		07-19-2001	13:07:56
023	00	25	2	1.23	3.53		8	3.97	11.58		07-19-2001	13:09:55

Performed By: [signature] Date: 7/20/01

Reviewed By: [signature] Date: 9/5/01

FINAL SURVEY 01F01 J FIN 04

PIC IPC9025 216712

			ALPHA				BETA					
			Eff: 34.97%	Bkg: 0.10 cpm	MDA: 8.60 dpm		Eff: 34.25%	Bkg: 1.00 cpm	MDA: 16.36 dpm			
SN	RPT	ID	COUNTS	NET CPM	DPM	LIMITS	COUNTS	NET CPM	DPM	LIMITS	DATE	TIME
001	00	1	0	-0.10	-0.29		4	1.67	4.87		07-19-2001	14:09:33
002	00	2	0	-0.10	-0.29		2	0.33	0.97		07-19-2001	14:11:32
003	00	3	1	0.57	1.62		5	2.16	6.32		07-19-2001	14:13:31
004	00	4	0	-0.10	-0.29		3	1.00	2.92		07-19-2001	14:15:30
005	00	5	0	-0.10	-0.29		3	1.00	2.92		07-19-2001	14:17:29

Performed By: [illegible] Date: 7/20/01

Reviewed By: [illegible] Date: 9/5/01

FINAL SURVEY 01F01 J FIN 04

PIC IPC9025 216712

228

			ALPHA Eff: 34.97% Bkg: 0.10 cpm MDA: 8.60 dpm				BETA Eff: 34.25% Bkg: 1.00 cpm MDA: 16.36 dpm				
SN	RPT	ID	COUNTS	NET CPM	DPM	LIMITS	COUNTS	NET CPM	DPM	LIMITS	DATE TIME
006	00	6	0	-0.10	-0.29		5	2.33	6.81		07-19-2001 14:20:52
007	00	7	1	0.57	1.62		1	-0.50	-1.47		07-19-2001 14:22:51
008	00	8	0	-0.10	-0.29		2	0.33	0.97		07-19-2001 14:24:50
009	00	9	0	-0.10	-0.29		3	1.00	2.92		07-19-2001 14:26:49
010	00	10	0	-0.10	-0.29		4	1.67	4.87		07-19-2001 14:28:48
011	00	11	0	-0.10	-0.29		2	0.33	0.97		07-19-2001 14:30:47
012	00	12	0	-0.10	-0.29		2	0.33	0.97		07-19-2001 14:32:46
013	00	13	0	-0.10	-0.29		3	1.00	2.92		07-19-2001 14:34:45
014	00	14	0	-0.10	-0.29		0	-1.00	-2.92		07-19-2001 14:36:44
015	00	15	0	-0.10	-0.29		2	0.33	0.97		07-19-2001 14:38:43
016	00	16	0	-0.10	-0.29		9	5.00	14.60		07-19-2001 14:40:42
017	00	17	1	0.57	1.62		1	-0.50	-1.47		07-19-2001 14:42:41
018	00	18	0	-0.10	-0.29		8	4.33	12.65		07-19-2001 14:44:40
019	00	19	0	-0.10	-0.29		3	1.00	2.92		07-19-2001 14:46:39
020	00	20	1	0.57	1.62		8	4.16	12.16		07-19-2001 14:48:38
021	00	21	0	-0.10	-0.29		3	1.00	2.92		07-19-2001 14:50:37
022	00	22	0	-0.10	-0.29		6	3.00	8.76		07-19-2001 14:52:36
023	00	23	0	-0.10	-0.29		4	1.67	4.87		07-19-2001 14:54:35
024	00	24	0	-0.10	-0.29		5	2.33	6.81		07-19-2001 14:56:34
025	00	25	0	-0.10	-0.29		3	1.00	2.92		07-19-2001 14:58:33
026	00	26	1	0.57	1.62		3	0.83	2.43		07-19-2001 15:00:32

Performed By: [illegible] Date: 7/20/01

Reviewed By: [illegible] Date: 9/5/01

FINAL SURVEY 01F01 K PIN 04
PIC IPC9025 216712

SN	RPT	ID	ALPHA COUNTS	ALPHA NET CPM	ALPHA DPM	ALPHA LIMITS	BETA COUNTS	BETA NET CPM	BETA DPM	BETA LIMITS	DATE	TIME
			Eff: 34.97% Bkg: 0.10 cpm MDA: 8.60 dpm				Eff: 34.25% Bkg: 1.00 cpm MDA: 16.36 dpm					
001	00	1	0	-0.10	-0.29		6	3.00	8.76		07-19-2001	15:32:19
002	00	2	1	0.57	1.62		4	1.50	4.37		07-19-2001	15:34:18
003	00	3	0	-0.10	-0.29		0	-1.00	-2.92		07-19-2001	15:36:17
004	00	4	0	-0.10	-0.29		6	3.00	8.76		07-19-2001	15:38:16
005	00	5	0	-0.10	-0.29		2	0.33	0.97		07-19-2001	15:40:15
006	00	6	0	-0.10	-0.29		7	3.67	10.71		07-19-2001	15:42:14
007	00	7	0	-0.10	-0.29		5	2.33	6.81		07-19-2001	15:44:13
008	00	8	0	-0.10	-0.29		1	-0.33	-0.97		07-19-2001	15:46:12
009	00	9	0	-0.10	-0.29		1	-0.33	-0.97		07-19-2001	15:48:11
010	00	10	0	-0.10	-0.29		3	1.00	2.92		07-19-2001	15:50:10
011	00	11	0	-0.10	-0.29		3	1.00	2.92		07-19-2001	15:52:09
012	00	12	0	-0.10	-0.29		2	0.33	0.97		07-19-2001	15:54:08
013	00	13	0	-0.10	-0.29		2	0.33	0.97		07-19-2001	15:56:07

FINAL SURVEY 01F01 K PIN 04
PIC IPC9025 216712

SN	RPT	ID	ALPHA COUNTS	ALPHA NET CPM	ALPHA DPM	ALPHA LIMITS	BETA COUNTS	BETA NET CPM	BETA DPM	BETA LIMITS	DATE	TIME
			Eff: 34.97% Bkg: 0.10 cpm MDA: 8.60 dpm				Eff: 34.25% Bkg: 1.00 cpm MDA: 16.36 dpm					
014	00	14	0	-0.10	-0.29		6	3.00	8.76		07-19-2001	15:59:56
015	00	17	0	-0.10	-0.29		4	1.67	4.87		07-19-2001	16:01:55
016	00	18	0	-0.10	-0.29		1	-0.33	-0.97		07-19-2001	16:03:54
017	00	19	0	-0.10	-0.29		2	0.33	0.97		07-19-2001	16:05:53
018	00	20	0	-0.10	-0.29		3	1.00	2.92		07-19-2001	16:07:52
019	00	21	0	-0.10	-0.29		4	1.67	4.87		07-19-2001	16:09:51
020	00	22	0	-0.10	-0.29		7	3.67	10.71		07-19-2001	16:11:50
021	00	23	0	-0.10	-0.29		5	2.33	6.81		07-19-2001	16:13:49
022	00	24	0	-0.10	-0.29		17	10.33	30.17		07-19-2001	16:15:48
023	00	25	0	-0.10	-0.29		4	1.67	4.87		07-19-2001	16:17:47
024	00	26	1	0.57	1.62		7	3.50	10.21		07-19-2001	16:19:46

Performed By: [illegible] Date: 7/20/01

Reviewed By: [illegible] Date: 9/5/01

FINAL SURVEY 01F01 L PIN 04

PIC IPC9025 216712

			ALPHA				BETA					
			Eff: 34.97% Bkg: 0.10 cpm MDA: 8.60 dpm				Eff: 34.25% Bkg: 1.00 cpm MDA: 16.36 dpm					
SN	RPT	ID	COUNTS	NET CPM	DPM	LIMITS	COUNTS	NET CPM	DPM	LIMITS	DATE	TIME
001	00	1	2	1.23	3.53		7	3.30	9.63		07-20-2001	07:39:03
002	00	2	1	0.57	1.62		0	-1.17	-3.41		07-20-2001	07:41:04
003	00	3	0	-0.10	-0.29		2	0.33	0.97		07-20-2001	07:43:04
004	00	4	0	-0.10	-0.29		5	2.33	6.81		07-20-2001	07:45:04
005	00	5	0	-0.10	-0.29		0	-1.00	-2.92		07-20-2001	07:47:04
006	00	6	0	-0.10	-0.29		2	0.33	0.97		07-20-2001	07:49:04
007	00	7	0	-0.10	-0.29		6	3.00	8.76		07-20-2001	07:51:04
008	00	8	0	-0.10	-0.29		2	0.33	0.97		07-20-2001	07:53:04
009	00	9	0	-0.10	-0.29		1	-0.33	-0.97		07-20-2001	07:55:03
010	00	10	0	-0.10	-0.29		4	1.67	4.87		07-20-2001	07:57:03
011	00	11	0	-0.10	-0.29		3	1.00	2.92		07-20-2001	07:59:03
012	00	12	0	-0.10	-0.29		2	0.33	0.97		07-20-2001	08:01:03
013	00	18	0	-0.10	-0.29		7	3.67	10.71		07-20-2001	08:03:03
014	00	19	0	-0.10	-0.29		3	1.00	2.92		07-20-2001	08:05:04
015	00	20	1	0.57	1.62		2	0.16	0.48		07-20-2001	08:07:04
016	00	21	0	-0.10	-0.29		0	-1.00	-2.92		07-20-2001	08:09:04
017	00	22	0	-0.10	-0.29		10	5.67	16.55		07-20-2001	08:11:03
018	00	23	1	0.57	1.62		4	1.50	4.37		07-20-2001	08:13:04
019	00	24	0	-0.10	-0.29		3	1.00	2.92		07-20-2001	08:15:04
020	00	25	0	-0.10	-0.29		4	1.67	4.87		07-20-2001	08:17:04
021	00	26	0	-0.10	-0.29		5	2.33	6.81		07-20-2001	08:19:04

Performed By: [signature] Date: 7/20/01

Reviewed By: [signature] Date: 9/5/01

FINAL SURVEY 01F01 M PIN 04
PIC IPC9025 216712

			ALPHA				BETA					
			Eff: 34.97% Bkg: 0.10 cpm MDA: 8.60 dpm				Eff: 34.25% Bkg: 1.00 cpm MDA: 16.36 dpm					
SN	RPT	ID	COUNTS	NET CPM	DPM	LIMITS	COUNTS	NET CPM	DPM	LIMITS	DATE	TIME
001	00	2	0	-0.10	-0.29		12	7.00	20.44		07-20-2001	09:58:15
002	00	3	0	-0.10	-0.29		2	0.33	0.97		07-20-2001	10:00:15
003	00	4	0	-0.10	-0.29		2	0.33	0.97		07-20-2001	10:02:15
004	00	5	0	-0.10	-0.29		5	2.33	6.81		07-20-2001	10:04:15
005	00	6	0	-0.10	-0.29		2	0.33	0.97		07-20-2001	10:06:14
006	00	7	0	-0.10	-0.29		4	1.67	4.87		07-20-2001	10:08:14
007	00	8	0	-0.10	-0.29		4	1.67	4.87		07-20-2001	10:10:13
008	00	9	0	-0.10	-0.29		2	0.33	0.97		07-20-2001	10:12:12
009	00	10	0	-0.10	-0.29		2	0.33	0.97		07-20-2001	10:14:11
010	00	11	0	-0.10	-0.29		1	-0.33	-0.97		07-20-2001	10:16:10
011	00	12	0	-0.10	-0.29		0	-1.00	-2.92		07-20-2001	10:18:09
012	00	18	0	-0.10	-0.29		8	4.33	12.65		07-20-2001	10:20:08
013	00	19	1	0.57	1.62		11	6.16	18.00		07-20-2001	10:22:08
014	00	20	0	-0.10	-0.29		4	1.67	4.87		07-20-2001	10:24:08
015	00	21	0	-0.10	-0.29		0	-1.00	-2.92		07-20-2001	10:26:08
016	00	22	0	-0.10	-0.29		4	1.67	4.87		07-20-2001	10:28:08
017	00	23	0	-0.10	-0.29		3	1.00	2.92		07-20-2001	10:30:08
018	00	24	1	0.57	1.62		1	-0.50	-1.47		07-20-2001	10:32:08
019	00	25	0	-0.10	-0.29		15	9.00	26.28		07-20-2001	10:34:09

FINAL SURVEY 01F01 M PIN 04
PIC IPC9025 216712

			ALPHA				BETA					
			Eff: 34.97% Bkg: 0.10 cpm MDA: 8.60 dpm				Eff: 34.25% Bkg: 1.00 cpm MDA: 16.36 dpm					
SN	RPT	ID	COUNTS	NET CPM	DPM	LIMITS	COUNTS	NET CPM	DPM	LIMITS	DATE	TIME
020	00	26	0	-0.10	-0.29		6	3.00	8.76		07-20-2001	10:37:39

Performed By: [signature] Date: 7/20/01

Reviewed By: [signature] Date: 9/5/01

FINAL SURVEY 01F01 N PIN 04

PIC IPC9025 Z16712

			ALPHA Eff: 34.97% Bkg: 0.10 cpm MDA: 8.60 dpm				BETA Eff: 34.25% Bkg: 1.00 cpm MDA: 16.36 dpm					
SN	RPT	ID	COUNTS	NET CPM	DPM	LIMITS	COUNTS	NET CPM	DPM	LIMITS	DATE	TIME
001	00	2	1	0.57	1.62		3	0.83	2.43		07-20-2001	12:49:24
002	00	3	0	-0.10	-0.29		4	1.67	4.87		07-20-2001	12:51:24
003	00	4	0	-0.10	-0.29		1	-0.33	-0.97		07-20-2001	12:53:24
004	00	5	0	-0.10	-0.29		2	0.33	0.97		07-20-2001	12:55:24
005	00	6	0	-0.10	-0.29		5	2.33	6.81		07-20-2001	12:57:23
006	00	7	1	0.57	1.62		5	2.16	6.32		07-20-2001	12:59:23
007	00	8	0	-0.10	-0.29		3	1.00	2.92		07-20-2001	13:01:23
008	00	9	0	-0.10	-0.29		3	1.00	2.92		07-20-2001	13:03:22
009	00	10	0	-0.10	-0.29		4	1.67	4.87		07-20-2001	13:05:21
010	00	11	1	0.57	1.62		3	0.83	2.43		07-20-2001	13:07:20
011	00	12	0	-0.10	-0.29		1	-0.33	-0.97		07-20-2001	13:09:19
012	00	20	0	-0.10	-0.29		4	1.67	4.87		07-20-2001	13:11:19
013	00	21	1	0.57	1.62		3	0.83	2.43		07-20-2001	13:13:18
014	00	22	1	0.57	1.62		3	0.83	2.43		07-20-2001	13:15:17
015	00	23	0	-0.10	-0.29		5	2.33	6.81		07-20-2001	13:17:17
016	00	24	0	-0.10	-0.29		0	-1.00	-2.92		07-20-2001	13:19:17
017	00	25	0	-0.10	-0.29		3	1.00	2.92		07-20-2001	13:21:16
018	00	26	0	-0.10	-0.29		9	5.00	14.60		07-20-2001	13:23:15

Performed By: [signature] Date: 7/20/01

Reviewed By: [signature] Date: 9/5/01

FINAL SURVEY 01F01 0 PIN 04
PIC IPD9025 216712

			ALPHA				BETA					
			Eff: 34.97%	Bkg: 0.10 cpm	MDA: 8.60 dpm		Eff: 34.25%	Bkg: 0.80 cpm	MDA: 15.19 dpm			
SN	RPT	ID	COUNTS	NET CPM	DPM	LIMITS	COUNTS	NET CPM	DPM	LIMITS	DATE	TIME
001	00	2	0	-0.10	-0.29		6	3.20	9.34		07-23-2001	06:32:32
002	00	3	0	-0.10	-0.29		6	3.20	9.34		07-23-2001	06:34:33
003	00	4	0	-0.10	-0.29		1	-0.13	-0.39		07-23-2001	06:36:32
004	00	5	0	-0.10	-0.29		3	1.20	3.50		07-23-2001	06:38:32
005	00	6	0	-0.10	-0.29		0	-0.80	-2.34		07-23-2001	06:40:31
006	00	7	0	-0.10	-0.29		2	0.53	1.56		07-23-2001	06:42:31
007	00	8	0	-0.10	-0.29		3	1.20	3.50		07-23-2001	06:44:31
008	00	9	0	-0.10	-0.29		0	-0.80	-2.34		07-23-2001	06:46:30
009	00	10	0	-0.10	-0.29		3	1.20	3.50		07-23-2001	06:48:29
010	00	11	0	-0.10	-0.29		5	2.53	7.40		07-23-2001	06:50:28
011	00	12	0	-0.10	-0.29		2	0.53	1.56		07-23-2001	06:52:27
012	00	21	0	-0.10	-0.29		4	1.87	5.45		07-23-2001	06:54:26
013	00	22	0	-0.10	-0.29		1	-0.13	-0.39		07-23-2001	06:56:26
014	00	23	0	-0.10	-0.29		7	3.87	11.29		07-23-2001	06:58:26
015	00	24	0	-0.10	-0.29		1	-0.13	-0.39		07-23-2001	07:00:25
016	00	25	0	-0.10	-0.29		8	4.53	13.24		07-23-2001	07:02:24
017	00	26	0	-0.10	-0.29		2	0.53	1.56		07-23-2001	07:04:24

Performed By: [signature] Date: 7/23/01

Reviewed By: [signature] Date: 9/5/01

FINAL SURVEY 01F01 P PIN 04

PIC IPC9025 216712

			ALPHA Eff: 34.97% Bkg: 0.10 cpm MDA: 8.60 dpm				BETA Eff: 34.25% Bkg: 0.80 cpm MDA: 15.19 dpm					
SN	RPT	ID	COUNTS	NET CPM	DPM	LIMITS	COUNTS	NET CPM	DPM	LIMITS	DATE	TIME
001	00	2	0	-0.10	-0.29		3	1.20	3.50		07-23-2001	07:22:55
002	00	3	0	-0.10	-0.29		2	0.53	1.56		07-23-2001	07:24:56
003	00	4	0	-0.10	-0.29		10	5.87	17.13		07-23-2001	07:26:56
004	00	5	1	0.57	1.62		0	-0.97	-2.83		07-23-2001	07:28:56
005	00	6	0	-0.10	-0.29		1	-0.13	-0.39		07-23-2001	07:30:56
006	00	7	0	-0.10	-0.29		7	3.87	11.29		07-23-2001	07:32:56
007	00	8	1	0.57	1.62		1	-0.30	-0.88		07-23-2001	07:34:55
008	00	9	0	-0.10	-0.29		1	-0.13	-0.39		07-23-2001	07:36:55
009	00	10	0	-0.10	-0.29		6	3.20	9.34		07-23-2001	07:38:55
010	00	11	0	-0.10	-0.29		1	-0.13	-0.39		07-23-2001	07:40:55
011	00	12	0	-0.10	-0.29		3	1.20	3.50		07-23-2001	07:42:55
012	00	13	1	0.57	1.62		2	0.36	1.06		07-23-2001	07:44:54
013	00	22	0	-0.10	-0.29		4	1.87	5.45		07-23-2001	07:46:54
014	00	23	0	-0.10	-0.29		6	3.20	9.34		07-23-2001	07:48:54
015	00	24	0	-0.10	-0.29		4	1.87	5.45		07-23-2001	07:50:54
016	00	25	0	-0.10	-0.29		11	6.53	19.08		07-23-2001	07:52:54
017	00	26	1	0.57	1.62		19	11.70	34.15		07-23-2001	07:54:54

Performed By: [signature] Date: 7/23/01

Reviewed By: [signature] Date: 9/5/01

FINAL SURVEY 01F01 @ PIN 04

PIC IPC9025 216712

SW	RPT	ID	ALPHA COUNTS	ALPHA NET CPM	ALPHA DPM	ALPHA LIMITS	BETA COUNTS	BETA NET CPM	BETA DPM	BETA LIMITS	DATE	TIME
			Eff: 34.97% Bkg: 0.10 cpm MDA: 8.60 dpm				Eff: 34.25% Bkg: 0.80 cpm MDA: 15.19 dpm					
001	00	3	0	-0.10	-0.29		0	-0.80	-2.34		07-23-2001	08:03:56
002	00	4	0	-0.10	-0.29		4	1.87	5.45		07-23-2001	08:05:57
003	00	5	0	-0.10	-0.29		5	2.53	7.40		07-23-2001	08:07:57
004	00	6	0	-0.10	-0.29		6	3.20	9.34		07-23-2001	08:09:57
005	00	7	0	-0.10	-0.29		2	0.53	1.56		07-23-2001	08:11:57
006	00	8	0	-0.10	-0.29		4	1.87	5.45		07-23-2001	08:13:57
007	00	9	0	-0.10	-0.29		7	3.87	11.29		07-23-2001	08:15:56
008	00	10	0	-0.10	-0.29		1	-0.13	-0.39		07-23-2001	08:17:56
009	00	11	1	0.57	1.62		3	1.03	3.01		07-23-2001	08:19:56
010	00	12	0	-0.10	-0.29		2	0.53	1.56		07-23-2001	08:21:56
011	00	13	1	0.57	1.62		6	3.03	8.85		07-23-2001	08:23:56
012	00	14	0	-0.10	-0.29		3	1.20	3.50		07-23-2001	08:25:55
013	00	15	0	-0.10	-0.29		1	-0.13	-0.39		07-23-2001	08:27:54
014	00	16	0	-0.10	-0.29		4	1.87	5.45		07-23-2001	08:29:53
015	00	17	0	-0.10	-0.29		7	3.87	11.29		07-23-2001	08:31:53
016	00	22	0	-0.10	-0.29		1	-0.13	-0.39		07-23-2001	08:33:53
017	00	23	0	-0.10	-0.29		5	2.53	7.40		07-23-2001	08:35:53
018	00	24	0	-0.10	-0.29		5	2.53	7.40		07-23-2001	08:37:52
019	00	25	1	0.57	1.62		3	1.03	3.01		07-23-2001	08:39:51

Performed By: [signature] Date: 7/23/01

Reviewed By: [signature] Date: 9/5/01

FINAL SURVEY 01F01 R PIN 04
PIC IPC9025 216712

			ALPHA				BETA					
			Eff: 34.97%	Bkg: 0.10 cpm	MDA: 8.60 dpm		Eff: 34.25%	Bkg: 0.80 cpm	MDA: 15.19 dpm			
SN	RPT	ID	COUNTS	NET CPM	DPM	LIMITS	COUNTS	NET CPM	DPM	LIMITS	DATE	TIME
001	00	3	0	-0.10	-0.29		4	1.87	5.45		07-23-2001	08:45:34
002	00	4	0	-0.10	-0.29		4	1.87	5.45		07-23-2001	08:47:34
003	00	5	0	-0.10	-0.29		4	1.87	5.45		07-23-2001	08:49:33
004	00	6	0	-0.10	-0.29		1	-0.13	-0.39		07-23-2001	08:51:34
005	00	7	0	-0.10	-0.29		1	-0.13	-0.39		07-23-2001	08:53:34
006	00	8	0	-0.10	-0.29		2	0.53	1.56		07-23-2001	08:55:34
007	00	9	0	-0.10	-0.29		2	0.53	1.56		07-23-2001	08:57:33
008	00	10	0	-0.10	-0.29		5	2.53	7.40		07-23-2001	08:59:33
009	00	11	0	-0.10	-0.29		2	0.53	1.56		07-23-2001	09:01:33
010	00	12	0	-0.10	-0.29		0	-0.80	-2.34		07-23-2001	09:03:32
011	00	13	0	-0.10	-0.29		3	1.20	3.50		07-23-2001	09:05:32
012	00	14	0	-0.10	-0.29		0	-0.80	-2.34		07-23-2001	09:07:32
013	00	15	1	0.57	1.62		3	1.03	3.01		07-23-2001	09:09:32
014	00	16	0	-0.10	-0.29		1	-0.13	-0.39		07-23-2001	09:11:33
015	00	17	0	-0.10	-0.29		3	1.20	3.50		07-23-2001	09:13:32
016	00	18	1	0.57	1.62		2	0.36	1.06		07-23-2001	09:15:31
017	00	19	0	-0.10	-0.29		9	5.20	15.18		07-23-2001	09:17:30
018	00	21	0	-0.10	-0.29		10	5.87	17.13		07-23-2001	09:19:30
019	00	22	0	-0.10	-0.29		4	1.87	5.45		07-23-2001	09:21:30
020	00	23	0	-0.10	-0.29		3	1.20	3.50		07-23-2001	09:23:30
021	00	24	0	-0.10	-0.29		2	0.53	1.56		07-23-2001	09:25:30
022	00	25	0	-0.10	-0.29		1	-0.13	-0.39		07-23-2001	09:27:30

Performed By: [signature] Date: 7/23/01

Reviewed By: [signature] Date: 9/5/01

FINAL SURVEY 01F01 S PIN 04
PIC IPC9025 216712

SN	RPT	ID	ALPHA COUNTS	ALPHA NET CPM	ALPHA DPM	ALPHA LIMITS	BETA COUNTS	BETA NET CPM	BETA DPM	BETA LIMITS	DATE	TIME
			Eff: 34.97% Bkg: 0.10 cpm MDA: 8.60 dpm				Eff: 34.25% Bkg: 0.80 cpm MDA: 15.19 dpm					
001	00	3	0	-0.10	-0.29		2	0.53	1.56		07-23-2001	09:33:02

FINAL SURVEY 01F01 S PIN 04
PIC IPC9025 216712

SN	RPT	ID	ALPHA COUNTS	ALPHA NET CPM	ALPHA DPM	ALPHA LIMITS	BETA COUNTS	BETA NET CPM	BETA DPM	BETA LIMITS	DATE	TIME
			Eff: 34.97% Bkg: 0.10 cpm MDA: 8.60 dpm				Eff: 34.25% Bkg: 0.80 cpm MDA: 15.19 dpm					
002	00	4	0	-0.10	-0.29		6	3.20	9.34		07-23-2001	09:52:31
003	00	5	0	-0.10	-0.29		3	1.20	3.50		07-23-2001	09:54:31
004	00	6	0	-0.10	-0.29		5	2.53	7.40		07-23-2001	09:56:30
005	00	7	0	-0.10	-0.29		0	-0.80	-2.34		07-23-2001	09:58:30
006	00	8	0	-0.10	-0.29		2	0.53	1.56		07-23-2001	10:00:29
007	00	9	0	-0.10	-0.29		4	1.87	5.45		07-23-2001	10:02:28
008	00	10	0	-0.10	-0.29		3	1.20	3.50		07-23-2001	10:04:27
009	00	11	0	-0.10	-0.29		7	3.87	11.29		07-23-2001	10:06:26
010	00	12	0	-0.10	-0.29		3	1.20	3.50		07-23-2001	10:08:25
011	00	13	0	-0.10	-0.29		4	1.87	5.45		07-23-2001	10:10:24
012	00	14	0	-0.10	-0.29		5	2.53	7.40		07-23-2001	10:12:24
013	00	15	0	-0.10	-0.29		2	0.53	1.56		07-23-2001	10:14:23
014	00	16	0	-0.10	-0.29		0	-0.80	-2.34		07-23-2001	10:16:22
015	00	17	0	-0.10	-0.29		6	3.20	9.34		07-23-2001	10:18:22
016	00	18	0	-0.10	-0.29		2	0.53	1.56		07-23-2001	10:20:22
017	00	19	0	-0.10	-0.29		8	4.53	13.24		07-23-2001	10:22:22
018	00	20	0	-0.10	-0.29		3	1.20	3.50		07-23-2001	10:24:22
019	00	21	0	-0.10	-0.29		3	1.20	3.50		07-23-2001	10:26:22
020	00	22	0	-0.10	-0.29		1	-0.13	-0.39		07-23-2001	10:28:22
021	00	23	0	-0.10	-0.29		7	3.87	11.29		07-23-2001	10:30:22
022	00	24	0	-0.10	-0.29		4	1.87	5.45		07-23-2001	10:32:22
023	00	25	0	-0.10	-0.29		9	5.20	15.18		07-23-2001	10:34:22

Performed By: [signature] Date: 7/23/01

Reviewed By: [signature] Date: 9/5/01

FINAL SURVEY 01F01 T PIN 04
PIC IPC9025 216712

SN	RPT	ID	ALPHA COUNTS	ALPHA NET CPM	ALPHA DPM	ALPHA LIMITS	BETA COUNTS	BETA NET CPM	BETA DPM	BETA LIMITS	DATE	TIME
			Eff: 34.97% Bkg: 0.10 cpm MDA: 8.60 dpm				Eff: 34.25% Bkg: 0.80 cpm MDA: 15.19 dpm					
001	00	4	0	-0.10	-0.29		8	4.53	13.24		07-23-2001	10:39:45
002	00	5	0	-0.10	-0.29		6	3.20	9.34		07-23-2001	10:41:45
003	00	6	0	-0.10	-0.29		4	1.87	5.45		07-23-2001	10:43:45
004	00	7	0	-0.10	-0.29		7	3.87	11.29		07-23-2001	10:45:45
005	00	8	3	1.90	5.43		3	0.63	1.85		07-23-2001	10:47:45

FINAL SURVEY 01F01 T PIN 04
PIC IPC9025 216712

SN	RPT	ID	ALPHA COUNTS	ALPHA NET CPM	ALPHA DPM	ALPHA LIMITS	BETA COUNTS	BETA NET CPM	BETA DPM	BETA LIMITS	DATE	TIME
			Eff: 34.97% Bkg: 0.10 cpm MDA: 8.60 dpm				Eff: 34.25% Bkg: 0.80 cpm MDA: 15.19 dpm					
006	00	9	0	-0.10	-0.29		0	-0.80	-2.34		07-23-2001	10:51:16
007	00	10	0	-0.10	-0.29		0	-0.80	-2.34		07-23-2001	10:53:15
008	00	11	0	-0.10	-0.29		2	0.53	1.56		07-23-2001	10:55:15
009	00	12	0	-0.10	-0.29		6	3.20	9.34		07-23-2001	10:57:14
010	00	13	0	-0.10	-0.29		0	-0.80	-2.34		07-23-2001	10:59:13
011	00	14	0	-0.10	-0.29		4	1.87	5.45		07-23-2001	11:01:12
012	00	15	1	0.57	1.62		0	-0.97	-2.83		07-23-2001	11:03:11
013	00	16	0	-0.10	-0.29		2	0.53	1.56		07-23-2001	11:05:10
014	00	17	0	-0.10	-0.29		1	-0.13	-0.39		07-23-2001	11:07:09
015	00	18	0	-0.10	-0.29		4	1.87	5.45		07-23-2001	11:09:08
016	00	19	0	-0.10	-0.29		2	0.53	1.56		07-23-2001	11:11:08
017	00	20	0	-0.10	-0.29		5	2.53	7.40		07-23-2001	11:13:08
018	00	21	0	-0.10	-0.29		3	1.20	3.50		07-23-2001	11:15:08
019	00	22	0	-0.10	-0.29		2	0.53	1.56		07-23-2001	11:17:08
020	00	23	0	-0.10	-0.29		4	1.87	5.45		07-23-2001	11:19:07
021	00	24	0	-0.10	-0.29		6	3.20	9.34		07-23-2001	11:21:06

Performed By: [illegible] Date: 7/23/01

Reviewed By: [illegible] Date: 9/5/01

FINAL SURVEY 01F01 U PIN 04
PIC IPC9025 216712

			ALPHA				BETA				
			Eff: 34.97% Bkg: 0.10 cpm MDA: 8.60 dpm				Eff: 34.25% Bkg: 0.80 cpm MDA: 15.19 dpm				
SN	RPT	ID	COUNTS	NET CPM	DPM	LIMITS	COUNTS	NET CPM	DPM	LIMITS	DATE TIME
001	00	5	0	-0.10	-0.29		0	-0.80	-2.34		07-23-2001 11:58:16
002	00	6	2	1.23	3.53		4	1.50	4.38		07-23-2001 12:00:15
003	00	7	0	-0.10	-0.29		2	0.53	1.56		07-23-2001 12:02:16
004	00	8	0	-0.10	-0.29		8	4.53	13.24		07-23-2001 12:04:15
005	00	9	0	-0.10	-0.29		1	-0.13	-0.39		07-23-2001 12:06:15
006	00	10	1	0.57	1.62		3	1.03	3.01		07-23-2001 12:08:15
007	00	11	0	-0.10	-0.29		2	0.53	1.56		07-23-2001 12:10:15
008	00	12	0	-0.10	-0.29		4	1.87	5.45		07-23-2001 12:12:15
009	00	13	0	-0.10	-0.29		1	-0.13	-0.39		07-23-2001 12:14:14
010	00	14	1	0.57	1.62		5	2.36	6.90		07-23-2001 12:16:13
011	00	15	0	-0.10	-0.29		4	1.87	5.45		07-23-2001 12:18:12
012	00	16	0	-0.10	-0.29		3	1.20	3.50		07-23-2001 12:20:11
013	00	17	0	-0.10	-0.29		8	4.53	13.24		07-23-2001 12:22:10
014	00	18	0	-0.10	-0.29		5	2.53	7.40		07-23-2001 12:24:09
015	00	19	1	0.57	1.62		7	3.70	10.80		07-23-2001 12:26:08
016	00	20	0	-0.10	-0.29		5	2.53	7.40		07-23-2001 12:28:07
017	00	21	1	0.57	1.62		9	5.03	14.69		07-23-2001 12:30:06
018	00	23	0	-0.10	-0.29		0	-0.80	-2.34		07-23-2001 12:32:05
019	00	24	0	-0.10	-0.29		0	-0.80	-2.34		07-23-2001 12:34:04

Performed By: [signature] Date: 7/23/01

Reviewed By: [signature] Date: 9/5/01

FINAL SURVEY 01F01 V PIN 04

PIC IPC9025 216712

			ALPHA				BETA			
			Eff: 34.97% Bkg: 0.10 cpm MDA: 8.60 dpm				Eff: 34.25% Bkg: 0.80 cpm MDA: 15.19 dpm			
SN	RPT	ID	COUNTS	NET CPM	DPM	LIMITS	COUNTS	NET CPM	DPM	LIMITS	DATE	TIME
001	00	5	1	0.57	1.62		9	5.03	14.69		07-23-2001	12:38:38
002	00	6	0	-0.10	-0.29		3	1.20	3.50		07-23-2001	12:40:38
003	00	7	0	-0.10	-0.29		3	1.20	3.50		07-23-2001	12:42:38
004	00	8	0	-0.10	-0.29		2	0.53	1.56		07-23-2001	12:44:38
005	00	9	0	-0.10	-0.29		4	1.87	5.45		07-23-2001	12:46:38
006	00	10	0	-0.10	-0.29		2	0.53	1.56		07-23-2001	12:48:38
007	00	11	0	-0.10	-0.29		3	1.20	3.50		07-23-2001	12:50:38
008	00	12	0	-0.10	-0.29		4	1.87	5.45		07-23-2001	12:52:37
009	00	13	0	-0.10	-0.29		0	-0.80	-2.34		07-23-2001	12:54:36
010	00	14	1	0.57	1.62		3	1.03	3.01		07-23-2001	12:56:35
011	00	15	0	-0.10	-0.29		6	3.20	9.34		07-23-2001	12:58:34
012	00	16	0	-0.10	-0.29		0	-0.80	-2.34		07-23-2001	13:00:33
013	00	17	0	-0.10	-0.29		2	0.53	1.56		07-23-2001	13:02:32
014	00	18	0	-0.10	-0.29		3	1.20	3.50		07-23-2001	13:04:31
015	00	19	0	-0.10	-0.29		4	1.87	5.45		07-23-2001	13:06:30

Performed By: [illegible] Date: 7/23/01

Reviewed By: [illegible] Date: 9/5/01

FINAL SURVEY 01F01 W PIN 04.

PIC IPC9025 216712

			ALPHA Eff: 34.97% Bkg: 0.10 cpm MDA: 8.60 dpm				BETA Eff: 34.25% Bkg: 0.80 cpm MDA: 15.19 dpm					
SN	RPT	ID	COUNTS	NET CPM	DPM	LIMITS	COUNTS	NET CPM	DPM	LIMITS	DATE	TIME
001	00	6	0	-0.10	-0.29		5	2.53	7.40		07-23-2001	13:36:23
002	00	7	0	-0.10	-0.29		9	5.20	15.18		07-23-2001	13:38:23
003	00	8	0	-0.10	-0.29		9	5.20	15.18		07-23-2001	13:40:23
004	00	9	0	-0.10	-0.29		2	0.53	1.56		07-23-2001	13:42:23
005	00	10	0	-0.10	-0.29		5	2.53	7.40		07-23-2001	13:44:22
006	00	11	0	-0.10	-0.29		8	4.53	13.24		07-23-2001	13:46:22
007	00	12	0	-0.10	-0.29		2	0.53	1.56		07-23-2001	13:48:22
008	00	13	0	-0.10	-0.29		0	-0.80	-2.34		07-23-2001	13:50:21
009	00	14	0	-0.10	-0.29		11	6.53	19.08		07-23-2001	13:52:20
010	00	15	0	-0.10	-0.29		12	7.20	21.02		07-23-2001	13:54:19
011	00	16	0	-0.10	-0.29		6	3.20	9.34		07-23-2001	13:56:18
012	00	17	0	-0.10	-0.29		2	0.53	1.56		07-23-2001	13:58:17
013	00	18	0	-0.10	-0.29		6	3.20	9.34		07-23-2001	14:00:16
014	00	19	0	-0.10	-0.29		3	1.20	3.50		07-23-2001	14:02:15
015	00	20	0	-0.10	-0.29		10	5.87	17.13		07-23-2001	14:04:14

Performed By: [signature] Date: 7/23/01

Reviewed By: [signature] Date: 9/5/01

FINAL SURVEY 01F01 X PIN 04

PIC IPC9025 216712

			ALPHA				BETA					
			Eff: 34.97%	Bkg: 0.10 cpm	MDA: 8.60 dpm		Eff: 34.25%	Bkg: 0.80 cpm	MDA: 15.19 dpm			
SN	RPT	ID	COUNTS	NET CPM	DPM	LIMITS	COUNTS	NET CPM	DPM	LIMITS	DATE	TIME
001	00	8	0	-0.10	-0.29		13	7.87	22.97		07-23-2001	14:10:50
002	00	9	0	-0.10	-0.29		5	2.53	7.40		07-23-2001	14:12:49
003	00	10	0	-0.10	-0.29		8	4.53	13.24		07-23-2001	14:14:49
004	00	11	0	-0.10	-0.29		4	1.87	5.45		07-23-2001	14:16:49
005	00	12	0	-0.10	-0.29		5	2.53	7.40		07-23-2001	14:18:49
006	00	16	0	-0.10	-0.29		2	0.53	1.56		07-23-2001	14:20:49
007	00	17	0	-0.10	-0.29		3	1.20	3.50		07-23-2001	14:22:49
008	00	18	0	-0.10	-0.29		4	1.87	5.45		07-23-2001	14:24:48
009	00	19	0	-0.10	-0.29		1	-0.13	-0.39		07-23-2001	14:26:47
010	00	20	0	-0.10	-0.29		9	5.20	15.18		07-23-2001	14:28:46

Performed By: [illegible] Date: 7/23/01

Reviewed By: [illegible] Date: 9/5/01

FINAL SURVEY 01F01 Y PIN 04

PIC IPC9025 216712

			ALPHA				BETA			
			Eff: 34.97% Bkg: 0.10 cpm MDA: 8.60 dpm				Eff: 34.25% Bkg: 0.80 cpm MDA: 15.19 dpm			
SN	RPT	ID	COUNTS	NET CPM	DPM	LIMITS	COUNTS	NET CPM	DPM	LIMITS	DATE	TIME
001	00	10	0	-0.10	-0.29		4	1.87	5.45		07-23-2001	14:36:26
002	00	11	0	-0.10	-0.29		0	-0.80	-2.34		07-23-2001	14:38:26
003	00	12	0	-0.10	-0.29		0	-0.80	-2.34		07-23-2001	14:40:25
004	00	13	0	-0.10	-0.29		7	3.87	11.29		07-23-2001	14:42:24
005	00	14	0	-0.10	-0.29		3	1.20	3.50		07-23-2001	14:44:23
006	00	15	0	-0.10	-0.29		3	1.20	3.50		07-23-2001	14:46:22
007	00	16	0	-0.10	-0.29		5	2.53	7.40		07-23-2001	14:48:21
008	00	17	0	-0.10	-0.29		3	1.20	3.50		07-23-2001	14:50:20
009	00	18	0	-0.10	-0.29		2	0.53	1.56		07-23-2001	14:52:19
010	00	19	0	-0.10	-0.29		4	1.87	5.45		07-23-2001	14:54:18

Performed By: [signature] Date: 7/23/01

Reviewed By: [signature] Date: 9/5/01

FINAL SURVEY 01F01 Z PIN 04

PIC IPC9025 216712

			ALPHA				BETA			
			Eff: 34.97% Bkg: 0.10 cpm MDA: 8.60 dpm				Eff: 34.25% Bkg: 0.80 cpm MDA: 15.19 dpm			
SN	RPT	ID	COUNTS	NET CPM	DPM	LIMITS	COUNTS	NET CPM	DPM	LIMITS	DATE	TIME
001	00	17	1	0.57	1.62		1	-0.30	-0.88		07-23-2001	14:59:04
002	00	18	0	-0.10	-0.29		1	-0.13	-0.39		07-23-2001	15:01:03
003	00	19	0	-0.10	-0.29		1	-0.13	-0.39		07-23-2001	15:03:02

Performed By: [signature] Date: 7/23/01

Reviewed By: [signature] Date: 9/5/01

FINAL SURVEY 01F01 AA PIN 04

PIC IPC9025 216712

			ALPHA				BETA			
			Eff: 34.97% Bkg: 0.10 cpm MDA: 8.60 dpm				Eff: 34.25% Bkg: 0.80 cpm MDA: 15.19 dpm			
SN	RPT	ID	COUNTS	NET CPM	DPM	LIMITS	COUNTS	NET CPM	DPM	LIMITS	DATE	TIME
001	00	17	0	-0.10	-0.29		2	0.53	1.56		07-23-2001	15:06:43
002	00	18	0	-0.10	-0.29		5	2.53	7.40		07-23-2001	15:08:42
003	00	19	1	0.57	1.62		7	3.70	10.80		07-23-2001	15:10:41

Performed By: [illegible] Date: 7/23/01

Reviewed By: [illegible] Date: 9/5/01

Smears A0304 ~~A0300~~ 02F01

PIC 9025 216712 11-5-01

SN	RPT	ID	ALPHA COUNTS	ALPHA NET CPM	ALPHA DPM	ALPHA LIMITS	BETA COUNTS	BETA NET CPM	BETA DPM	BETA LIMITS	DATE	TIME
			Eff: 35.02% Bkg: 0.20 cpm MDA: 13.68 dpm				Eff: 35.00% Bkg: 2.60 cpm MDA: 29.17 dpm					
001	00		0	-0.20	-0.57		8	5.40	15.43		03-27-2001	13:11:16
00[illegible]	[illegible]		0	-0.20	-0.57		6	3.40	9.71		03-27-2001	13:12:45
003	[illegible]		0	-0.20	-0.57		1	-1.60	-4.57		03-27-2001	13:14:13
004	00		0	-0.20	-0.57		7	4.40	12.57		03-27-2001	13:15:42
005	00		0	-0.20	-0.57		8	5.40	15.43		03-27-2001	13:17:12
006	00		1	0.80	2.28		8	5.16	14.74		03-27-2001	13:18:40
007	00		0	-0.20	-0.57		5	2.40	6.86		03-27-2001	13:20:09
008	00		0	-0.20	-0.57		7	4.40	12.57		03-27-2001	13:21:37
009	00		0	-0.20	-0.57		11	8.40	24.00		03-27-2001	13:23:05
010	00		0	-0.20	-0.57		3	0.40	1.14		03-27-2001	13:24:33
011	00		0	-0.20	-0.57		4	1.40	4.00		03-27-2001	13:26:01
012	00		0	-0.20	-0.57		1	-1.60	-4.57		03-27-2001	13:27:29

PERFORMED BY DS DATE 11-5-01

REVIEWED BY [illegible] DATE 11/6/01

Wipers
ID 9025 216712

A0304
~~A0300~~ 03F01
11-5-01

		ALPHA				BETA			
		Eff: 35.02% Bkg: 0.17 cpm MDA: 13.16 dpm				Eff: 35.00% Bkg: 2.33 cpm MDA: 28.04 dpm			
-SN-	-RPT-	-- ID --	COUNTS	NET CPM	DPM	LIMITS	COUNTS	NET CPM	DPM	LIMITS	DATE	TIME
001	00		0	-0.17	-0.48		1	-1.33	-3.81		03-28-2001	11:15:03
00[illegible]	[illegible]		0	-0.17	-0.48		6	3.67	10.48		03-28-2001	11:16:32
00[illegible]	[illegible]		0	-0.17	-0.48		4	1.67	4.76		03-28-2001	11:18:01
004	00		0	-0.17	-0.48		5	2.67	7.62		03-28-2001	11:19:30
005	00		1	0.83	2.38		11	8.42	24.04		03-28-2001	11:20:59
006	00		0	-0.17	-0.48		4	1.67	4.76		03-28-2001	11:22:28
007	00		0	-0.17	-0.48		9	6.67	19.05		03-28-2001	11:23:56
008	00		0	-0.17	-0.48		7	4.67	13.33		03-28-2001	11:25:25
009	00		0	-0.17	-0.48		7	4.67	13.33		03-28-2001	11:26:54
010	00		2	1.83	5.24		2	-0.89	-2.53		03-28-2001	11:28:23
011	00		0	-0.17	-0.48		3	0.67	1.90		03-28-2001	11:29:52
012	00		0	-0.17	-0.48		5	2.67	7.62		03-28-2001	11:31:21
013	00		0	-0.17	-0.48		3	0.67	1.90		03-28-2001	11:32:50
014	00		0	-0.17	-0.48		7	4.67	13.33		03-28-2001	11:34:19

PERFORMED BY [illegible] DATE 11-5-01

REVIEWED BY [illegible] DATE 11/6/01

FINAL SURVEY 01W01 A PIN 04
PIC IPC9025 216712

SN	RPT	ID	ALPHA COUNTS	ALPHA NET CPM	ALPHA DPM	ALPHA LIMITS	BETA COUNTS	BETA NET CPM	BETA DPM	BETA LIMITS	DATE	TIME
			Eff: 34.97% Bkg: 0.00 cpm MDA: 5.17 dpm				Eff: 34.25% Bkg: 1.50 cpm MDA: 18.85 dpm					
001	00	1	0	0.00	0.00		5	1.83	5.35		06-20-2001	12:45:26
002	00	2	0	0.00	0.00		11	5.83	17.03		06-20-2001	12:47:25
003	00	3	0	0.00	0.00		8	3.83	11.19		06-20-2001	12:49:24
004	00	4	0	0.00	0.00		4	1.17	3.41		06-20-2001	12:51:23
005	00	5	0	0.00	0.00		2	-0.17	-0.49		06-20-2001	12:53:22
006	00	6	0	0.00	0.00		0	-1.50	-4.38		06-20-2001	12:55:21

FINAL SURVEY 01W01 A PIN 04
PIC IPC9025 216712

SN	RPT	ID	ALPHA COUNTS	ALPHA NET CPM	ALPHA DPM	ALPHA LIMITS	BETA COUNTS	BETA NET CPM	BETA DPM	BETA LIMITS	DATE	TIME
			Eff: 34.97% Bkg: 0.00 cpm MDA: 5.17 dpm				Eff: 34.25% Bkg: 1.50 cpm MDA: 18.85 dpm					
007	00	7	0	0.00	0.00		3	0.50	1.46		06-20-2001	12:59:51
008	00	8	0	0.00	0.00		2	-0.17	-0.49		06-20-2001	13:01:50
009	00	9	0	0.00	0.00		3	0.50	1.46		06-20-2001	13:03:49
010	00	10	0	0.00	0.00		4	1.17	3.41		06-20-2001	13:05:48
011	00	11	0	0.00	0.00		6	2.50	7.30		06-20-2001	13:07:47
012	00	12	0	0.00	0.00		2	-0.17	-0.49		06-20-2001	13:09:46
013	00	13	0	0.00	0.00		3	0.50	1.46		06-20-2001	13:11:45
014	00	14	0	0.00	0.00		5	1.83	5.35		06-20-2001	13:13:44
015	00	15	0	0.00	0.00		5	1.83	5.35		06-20-2001	13:15:43
016	00	16	0	0.00	0.00		1	-0.83	-2.43		06-20-2001	13:17:42
017	00	17	0	0.00	0.00		9	4.50	13.14		06-20-2001	13:19:41
018	00	18	0	0.00	0.00		0	-1.50	-4.38		06-20-2001	13:21:40
019	00	19	0	0.00	0.00		5	1.83	5.35		06-20-2001	13:23:39
020	00	20	0	0.00	0.00		8	3.83	11.19		06-20-2001	13:25:38
021	00	21	0	0.00	0.00		9	4.50	13.14		06-20-2001	13:27:37
022	00	22	0	0.00	0.00		10	5.17	15.09		06-20-2001	13:29:36
023	00	23	0	0.00	0.00		2	-0.17	-0.49		06-20-2001	13:31:35
024	00	24	0	0.00	0.00		18	10.50	30.66		06-20-2001	13:33:34
025	00	25	0	0.00	0.00		14	7.83	22.87		06-20-2001	13:35:33
026	00	26	0	0.00	0.00		11	5.83	17.03		06-20-2001	13:37:32
027	00	27	0	0.00	0.00		0	-1.50	-4.38		06-20-2001	13:39:31
028	00	28	0	0.00	0.00		6	2.50	7.30		06-20-2001	13:41:30
029	00	29	0	0.00	0.00		4	1.17	3.41		06-20-2001	13:43:29
030	00	30	0	0.00	0.00		4	1.17	3.41		06-20-2001	13:45:28
031	00	31	0	0.00	0.00		2	-0.17	-0.49		06-20-2001	13:47:27
032	00	32	0	0.00	0.00		7	3.17	9.25		06-20-2001	13:49:26
033	00	33	0	0.00	0.00		9	4.50	13.14		06-20-2001	13:51:25
034	00	34	0	0.00	0.00		3	0.50	1.46		06-20-2001	13:53:24
035	00	35	0	0.00	0.00		2	-0.17	-0.49		06-20-2001	13:55:23
036	00	36	0	0.00	0.00		5	1.83	5.35		06-20-2001	13:57:22
037	00	37	0	0.00	0.00		7	3.17	9.25		06-20-2001	13:59:21
038	00	38	0	0.00	0.00		2	-0.17	-0.49		06-20-2001	14:01:20
039	00	39	0	0.00	0.00		5	1.83	5.35		06-20-2001	14:03:19
040	00	40	0	0.00	0.00		10	5.17	15.09		06-20-2001	14:05:18
041	00	41	1	0.67	1.91		18	10.30	30.08		06-20-2001	14:07:17
042	00	42	0	0.00	0.00		19	11.17	32.60		06-20-2001	14:09:16
043	00	43	0	0.00	0.00		7	3.17	9.25		06-20-2001	14:11:15
044	00	44	0	0.00	0.00		8	3.83	11.19		06-20-2001	14:13:14
045	00	45	0	0.00	0.00		4	1.17	3.41		06-20-2001	14:15:13
046	00	46	0	0.00	0.00		7	3.17	9.25		06-20-2001	14:17:12
047	00	47	0	0.00	0.00		5	1.83	5.35		06-20-2001	14:19:11
048	00	51	0	0.00	0.00		3	0.50	1.46		06-20-2001	14:21:10
049	00	52	0	0.00	0.00		0	-1.50	-4.38		06-20-2001	14:23:09
050	00	53	0	0.00	0.00		2	-0.17	-0.49		06-20-2001	14:25:08

Performed By: [signature] Date: 6-20-01

[signature] 6/28/01

051	00	54	0	0.00	0.00	19	11.17	32.60	249	06-20-2001 14:27:07
052	00	55	2	1.33	3.81	42	26.10	76.21		06-20-2001 14:29:06
053	00	56	0	0.00	0.00	4	1.17	3.41		06-20-2001 14:31:05
054	00	57	1	0.67	1.91	7	2.97	8.66		06-20-2001 14:33:04
055	00	58	0	0.00	0.00	3	0.50	1.46		06-20-2001 14:35:03
056	00	59	0	0.00	0.00	0	-1.50	-4.38		06-20-2001 14:37:02
057	00	60	1	0.67	1.91	8	3.63	10.61		06-20-2001 14:39:01

Performed By: [signature] Date: 6-20-01

Reviewed By: [signature] Date: 6/28/01

FINAL SURVEY 01W01 A PIN 04

PIC IPC9025 216712

			ALPHA Eff: 34.97% Bkg: 0.00 cpm MDA: 5.17 dpm				BETA Eff: 34.25% Bkg: 1.50 cpm MDA: 18.85 dpm				
SN	RPT	ID	COUNTS	NET CPM	DPM	LIMITS	COUNTS	NET CPM	DPM	LIMITS	DATE TIME
058	00	61	0	0.00	0.00		5	1.83	5.35		06-20-2001 14:41:00
059	00	62	0	0.00	0.00		6	2.50	7.30		06-20-2001 14:42:59
060	00	63	0	0.00	0.00		5	1.83	5.35		06-20-2001 14:44:58
061	00	64	0	0.00	0.00		3	0.50	1.46		06-20-2001 14:46:57
062	00	65	0	0.00	0.00		4	1.17	3.41		06-20-2001 14:48:56
063	00	66	0	0.00	0.00		2	-0.17	-0.49		06-20-2001 14:50:55
064	00	67	0	0.00	0.00		1	-0.83	-2.43		06-20-2001 14:52:54
065	00	68	1	0.67	1.91		4	0.97	2.83		06-20-2001 14:54:53
066	00	69	0	0.00	0.00		0	-1.50	-4.38		06-20-2001 14:56:52
067	00	70	0	0.00	0.00		5	1.83	5.35		06-20-2001 14:58:51
068	00	71	0	0.00	0.00		10	5.17	15.09		06-20-2001 15:00:50
069	00	72	0	0.00	0.00		1	-0.83	-2.43		06-20-2001 15:02:49
070	00	73	1	0.67	1.91		7	2.97	8.66		06-20-2001 15:04:48
071	00	74	0	0.00	0.00		2	-0.17	-0.49		06-20-2001 15:06:47
072	00	75	0	0.00	0.00		2	-0.17	-0.49		06-20-2001 15:08:46
073	00	76	1	0.67	1.91		4	0.97	2.83		06-20-2001 15:10:45
074	00	77	0	0.00	0.00		1	-0.83	-2.43		06-20-2001 15:12:44
075	00	78	0	0.00	0.00		4	1.17	3.41		06-20-2001 15:14:43
076	00	79	0	0.00	0.00		1	-0.83	-2.43		06-20-2001 15:16:42
077	00	80	0	0.00	0.00		6	2.50	7.30		06-20-2001 15:18:41
078	00	81	0	0.00	0.00		0	-1.50	-4.38		06-20-2001 15:20:40
079	00	82	0	0.00	0.00		10	5.17	15.09		06-20-2001 15:22:39
080	00	83	0	0.00	0.00		4	1.17	3.41		06-20-2001 15:24:38
081	00	84	0	0.00	0.00		3	0.50	1.46		06-20-2001 15:26:37
082	00	85	0	0.00	0.00		7	3.17	9.25		06-20-2001 15:28:36
083	00	86	1	0.67	1.91		8	3.63	10.61		06-20-2001 15:30:35

Performed By: [signature] Date: 6-20-01

Reviewed By: [signature] Date: 6/28/01

SURVEY 01W01 B&C PIN 04

PIC IPC9025 Z16712

			ALPHA				BETA					
			Eff: 34.97%	Bkg: 0.00 cpm	MDA: 5.17 dpm		Eff: 34.25%	Bkg: 1.50 cpm	MDA: 18.85 dpm			
SN	RPT	ID	COUNTS	NET CPM	DPM	LIMITS	COUNTS	NET CPM	DPM	LIMITS	DATE	TIME
001	00	B- 9	0	0.00	0.00		2	-0.17	-0.49		06-20-2001	16:26:51
002	00	C- 8	0	0.00	0.00		2	-0.17	-0.49		06-20-2001	16:28:51
003	00	C- 9	0	0.00	0.00		3	0.50	1.46		06-20-2001	16:30:50
004	00	C-10	1	0.67	1.91		5	1.63	4.77		06-20-2001	16:32:49

Performed By: [signature] Date: 6-20-01

Reviewed By: [signature] Date: 6/27/01

FINAL SURVEY 01W01 B PIN 04

PIC IPC9025 216712

			ALPHA				BETA					
			Eff: 34.97% Bkg: 0.00 cpm MDA: 5.17 dpm				Eff: 34.25% Bkg: 1.50 cpm MDA: 18.85 dpm					
SN	RPT	ID	COUNTS	NET CPM	DPM	LIMITS	COUNTS	NET CPM	DPM	LIMITS	DATE	TIME
001	00	1	0	0.00	0.00		16	9.17	26.76		06-20-2001	08:47:28
002	00	2	0	0.00	0.00		0	-1.50	-4.38		06-20-2001	08:49:27
003	00	3	0	0.00	0.00		3	0.50	1.46		06-20-2001	08:51:26
004	00	4	0	0.00	0.00		2	-0.17	-0.49		06-20-2001	08:53:25
005	00	5	0	0.00	0.00		0	-1.50	-4.38		06-20-2001	08:55:24
006	00	6	0	0.00	0.00		3	0.50	1.46		06-20-2001	08:57:23
007	00	7	0	0.00	0.00		7	3.17	9.25		06-20-2001	08:59:22
008	00	8	0	0.00	0.00		8	3.83	11.19		06-20-2001	09:01:21
009	00	9	0	0.00	0.00		259	171.17	499.76		06-20-2001	09:03:20
010	00	10	0	0.00	0.00		1	-0.83	-2.43		06-20-2001	09:05:19
011	00	11	0	0.00	0.00		4	1.17	3.41		06-20-2001	09:07:18
012	00	12	0	0.00	0.00		8	3.83	11.19		06-20-2001	09:09:17
013	00	13	0	0.00	0.00		5	1.83	5.35		06-20-2001	09:11:16
014	00	14	0	0.00	0.00		0	-1.50	-4.38		06-20-2001	09:13:15
015	00	15	0	0.00	0.00		7	3.17	9.25		06-20-2001	09:15:14
016	00	16	0	0.00	0.00		10	5.17	15.09		06-20-2001	09:17:13
017	00	17	1	0.67	1.91		4	0.97	2.83		06-20-2001	09:19:12
018	00	18	0	0.00	0.00		3	0.50	1.46		06-20-2001	09:21:11
019	00	19	0	0.00	0.00		6	2.50	7.30		06-20-2001	09:23:10
020	00	20	0	0.00	0.00		3	0.50	1.46		06-20-2001	09:25:09
021	00	21	0	0.00	0.00		23	13.83	40.39		06-20-2001	09:27:08
022	00	22	0	0.00	0.00		8	3.83	11.19		06-20-2001	09:29:07
023	00	23	0	0.00	0.00		3	0.50	1.46		06-20-2001	09:31:06
024	00	24	0	0.00	0.00		11	5.83	17.03		06-20-2001	09:33:05
025	00	25	0	0.00	0.00		11	5.83	17.03		06-20-2001	09:35:04
026	00	26	0	0.00	0.00		0	-1.50	-4.38		06-20-2001	09:37:03
027	00	27	0	0.00	0.00		0	-1.50	-4.38		06-20-2001	09:39:02
028	00	28	0	0.00	0.00		0	-1.50	-4.38		06-20-2001	09:41:01
029	00	29	0	0.00	0.00		4	1.17	3.41		06-20-2001	09:43:00
030	00	30	0	0.00	0.00		5	1.83	5.35		06-20-2001	09:44:59
031	00	31	0	0.00	0.00		7	3.17	9.25		06-20-2001	09:46:58
032	00	32	1	0.67	1.91		2	-0.37	-1.07		06-20-2001	09:48:57
033	00	33	0	0.00	0.00		0	-1.50	-4.38		06-20-2001	09:50:56
034	00	34	0	0.00	0.00		3	0.50	1.46		06-20-2001	09:52:55
035	00	35	0	0.00	0.00		0	-1.50	-4.38		06-20-2001	09:54:54
036	00	36	0	0.00	0.00		4	1.17	3.41		06-20-2001	09:56:53
037	00	37	0	0.00	0.00		6	2.50	7.30		06-20-2001	09:58:52
038	00	38	0	0.00	0.00		8	3.83	11.19		06-20-2001	10:00:51
039	00	39	0	0.00	0.00		7	3.17	9.25		06-20-2001	10:02:50
040	00	40	0	0.00	0.00		14	7.83	22.87		06-20-2001	10:04:49
041	00	41	0	0.00	0.00		10	5.17	15.09		06-20-2001	10:06:48
042	00	42	0	0.00	0.00		10	5.17	15.09		06-20-2001	10:08:47
043	00	43	0	0.00	0.00		1	-0.83	-2.43		06-20-2001	10:10:46
044	00	44	0	0.00	0.00		1	-0.83	-2.43		06-20-2001	10:12:45
045	00	45	0	0.00	0.00		1	-0.83	-2.43		06-20-2001	10:14:44
046	00	46	0	0.00	0.00		8	3.83	11.19		06-20-2001	10:16:43
047	00	47	0	0.00	0.00		5	1.83	5.35		06-20-2001	10:18:42
048	00	51	0	0.00	0.00		3	0.50	1.46		06-20-2001	10:20:41
049	00	52	0	0.00	0.00		7	3.17	9.25		06-20-2001	10:22:40
050	00	53	0	0.00	0.00		4	1.17	3.41		06-20-2001	10:24:39
051	00	54	0	0.00	0.00		5	1.83	5.35		06-20-2001	10:26:38

Performed By: [signature] Date: 6-20-01

Reviewed By: [signature] Date: 6/27/01

FINAL SURVEY 01W01 B PIN 04

PIC IPC9025 216712

253

SN	RPT	ID	ALPHA COUNTS	ALPHA NET CPM	ALPHA DPM	ALPHA LIMITS	BETA COUNTS	BETA NET CPM	BETA DPM	BETA LIMITS	DATE	TIME
			Eff: 34.97% Bkg: 0.00 cpm MDA: 5.17 dpm				Eff: 34.25% Bkg: 1.50 cpm MDA: 18.85 dpm					
052	00	55	0	0.00	0.00		3	0.50	1.46		06-20-2001	10:28:37
053	00	56	0	0.00	0.00		4	1.17	3.41		06-20-2001	10:30:36
054	00	57	0	0.00	0.00		2	-0.17	-0.49		06-20-2001	10:32:35
055	00	58	0	0.00	0.00		7	3.17	9.25		06-20-2001	10:34:34

Performed By: [signature] Date: 6-20-01

Reviewed By: [signature] Date: 6/27/01

FINAL SURVEY 01W01 B PIN 04

PIC IPC9025 Z16712

SN	RPT	ID	ALPHA COUNTS (Eff: 34.97% Bkg: 0.00 cpm MDA: 5.17 dpm)	ALPHA NET CPM	ALPHA DPM	ALPHA LIMITS	BETA COUNTS (Eff: 34.25% Bkg: 1.50 cpm MDA: 18.85 dpm)	BETA NET CPM	BETA DPM	BETA LIMITS	DATE	TIME
056	00	59	0	0.00	0.00		4	1.17	3.41		06-20-2001	10:38:54
057	00	60	0	0.00	0.00		1	-0.83	-2.43		06-20-2001	10:40:53
058	00	61	0	0.00	0.00		0	-1.50	-4.38		06-20-2001	10:42:52
059	00	62	1	0.67	1.91		2	-0.37	-1.07		06-20-2001	10:44:51
060	00	63	0	0.00	0.00		0	-1.50	-4.38		06-20-2001	10:46:50
061	00	64	0	0.00	0.00		1	-0.83	-2.43		06-20-2001	10:48:49
062	00	65	0	0.00	0.00		16	9.17	26.76		06-20-2001	10:50:48
063	00	66	0	0.00	0.00		0	-1.50	-4.38		06-20-2001	10:52:47
064	00	67	0	0.00	0.00		3	0.50	1.46		06-20-2001	10:54:46
065	00	68	0	0.00	0.00		3	0.50	1.46		06-20-2001	10:56:45
066	00	69	0	0.00	0.00		1	-0.83	-2.43		06-20-2001	10:58:44
067	00	70	0	0.00	0.00		0	-1.50	-4.38		06-20-2001	11:00:43
068	00	71	0	0.00	0.00		6	2.50	7.30		06-20-2001	11:02:42
069	00	72	0	0.00	0.00		5	1.83	5.35		06-20-2001	11:04:41
070	00	73	0	0.00	0.00		0	-1.50	-4.38		06-20-2001	11:06:40
071	00	74	0	0.00	0.00		0	-1.50	-4.38		06-20-2001	11:08:39
072	00	75	0	0.00	0.00		2	-0.17	-0.49		06-20-2001	11:10:38
073	00	76	0	0.00	0.00		2	-0.17	-0.49		06-20-2001	11:12:37
074	00	77	1	0.67	1.91		6	2.30	6.72		06-20-2001	11:14:36
075	00	78	0	0.00	0.00		4	1.17	3.41		06-20-2001	11:16:35
076	00	79	0	0.00	0.00		5	1.83	5.35		06-20-2001	11:18:34
077	00	80	0	0.00	0.00		6	2.50	7.30		06-20-2001	11:20:33
078	00	81	0	0.00	0.00		4	1.17	3.41		06-20-2001	11:22:32
079	00	82	0	0.00	0.00		5	1.83	5.35		06-20-2001	11:24:31
080	00	83	0	0.00	0.00		6	2.50	7.30		06-20-2001	11:26:30
081	00	84	1	0.67	1.91		7	2.97	8.66		06-20-2001	11:28:29
082	00	85	2	1.33	3.81		7	2.77	8.08		06-20-2001	11:30:28
083	00	86	0	0.00	0.00		6	2.50	7.30		06-20-2001	11:32:27

Performed By: [signature] Date: 6-20-01

Reviewed By: [signature] Date: 6/27/01

FINAL SURVEY 01W02 A PIN 04

PIC IPC9025 216712

			ALPHA				BETA			
			Eff: 34.97% Bkg: 0.00 cpm MDA: 5.17 dpm				Eff: 34.25% Bkg: 1.70 cpm MDA: 19.73 dpm			
SN	RPT	ID	COUNTS	NET CPM	DPM	LIMITS	COUNTS	NET CPM	DPM	LIMITS	DATE	TIME
001	00	1	0	0.00	0.00		5	1.63	4.77		06-26-2001	07:55:57
002	00	2	0	0.00	0.00		0	-1.70	-4.96		06-26-2001	07:57:56
003	00	3	0	0.00	0.00		1	-1.03	-3.02		06-26-2001	07:59:55
004	00	4	0	0.00	0.00		6	2.30	6.72		06-26-2001	08:01:54
005	00	5	0	0.00	0.00		6	2.30	6.72		06-26-2001	08:03:53

Performed By: [signature] Date: 6-26-01

Reviewed By: [signature] Date: 6/28/01

FINAL SURVEY 01W02 B PIN 04

PIC IPC9025 216712

SN	RPT	ID	ALPHA COUNTS	ALPHA NET CPM	ALPHA DPM	ALPHA LIMITS	BETA COUNTS	BETA NET CPM	BETA DPM	BETA LIMITS	DATE	TIME
			Eff: 34.97% Bkg: 0.00 cpm MDA: 5.17 dpm				Eff: 34.25% Bkg: 1.70 cpm MDA: 19.73 dpm					
001	00	1	0	0.00	0.00		2	-0.37	-1.07		06-26-2001	08:07:50
002	00	2	0	0.00	0.00		4	0.97	2.82		06-26-2001	08:09:49
003	00	3	0	0.00	0.00		0	-1.70	-4.96		06-26-2001	08:11:48
004	00	4	0	0.00	0.00		1	-1.03	-3.02		06-26-2001	08:13:47
005	00	5	1	0.67	1.91		6	2.10	6.13		06-26-2001	08:15:46

Performed By: [illegible] Date: 6-26-01

Reviewed By: [illegible] Date: 6/28/01

FINAL SURVEY 01W03 A PIN 04

PIC IPC9025 216712

			ALPHA				BETA					
			Eff: 34.97%	Bkg: 0.00 cpm	MDA: 5.17 dpm		Eff: 34.25%	Bkg: 1.70 cpm	MDA: 19.73 dpm			
SN	RPT	ID	COUNTS	NET CPM	DPM	LIMITS	COUNTS	NET CPM	DPM	LIMITS	DATE	TIME
001	00	1	0	0.00	0.00		8	3.63	10.61		06-26-2001	08:32:24
002	00	2	0	0.00	0.00		2	-0.37	-1.07		06-26-2001	08:34:23
003	00	4	0	0.00	0.00		1	-1.03	-3.02		06-26-2001	08:36:22
004	00	5	0	0.00	0.00		2	-0.37	-1.07		06-26-2001	08:38:21

Performed By: [signature] Date: 6-26-01

Reviewed By: [signature] Date: 6/28/01

FINAL SURVEY 01W03 B PIN 04

PIC IPC9025 216712

258

			ALPHA				BETA				
			Eff: 34.97% Bkg: 0.00 cpm MDA: 5.17 dpm				Eff: 34.25% Bkg: 1.70 cpm MDA: 19.73 dpm				
SN	RPT	ID	COUNTS	NET CPM	DPM	LIMITS	COUNTS	NET CPM	DPM	LIMITS	DATE TIME
001	00	1	0	0.00	0.00		11	5.63	16.45		06-26-2001 08:43:19
002	00	2	0	0.00	0.00		7	2.97	8.66		06-26-2001 08:45:18
003	00	3	1	0.67	1.91		0	-1.90	-5.54		06-26-2001 08:47:17
004	00	4	0	0.00	0.00		6	2.30	6.72		06-26-2001 08:49:16
005	00	5	0	0.00	0.00		1	-1.03	-3.02		06-26-2001 08:51:15

Performed By: [signature] Date: 6-26-01

Reviewed By: [signature] Date: 6/28/01

FINAL SURVEY 01W04 A PIN 04

PIC IPC9025 216712

			ALPHA				BETA					
			Eff: 34.97% Bkg: 0.00 cpm MDA: 5.17 dpm				Eff: 34.25% Bkg: 1.70 cpm MDA: 19.73 dpm					
SN	RPT	ID	COUNTS	NET CPM	DPM	LIMITS	COUNTS	NET CPM	DPM	LIMITS	DATE	TIME
001	00	1	0	0.00	0.00		9	4.30	12.55		06-26-2001	08:58:41
002	00	2	0	0.00	0.00		3	0.30	0.88		06-26-2001	09:00:41
003	00	3	0	0.00	0.00		9	4.30	12.55		06-26-2001	09:02:40
004	00	4	0	0.00	0.00		4	0.97	2.82		06-26-2001	09:04:39
005	00	5	0	0.00	0.00		5	1.63	4.77		06-26-2001	09:06:38

Performed By: [signature] Date: 6-26-01

Reviewed By: [signature] Date: 6/28/01

FINAL SURVEY 01W04 B PIN 04

PIC IPC9025 216712

SN	RPT	ID	ALPHA COUNTS	ALPHA NET CPM	ALPHA DPM	ALPHA LIMITS	BETA COUNTS	BETA NET CPM	BETA DPM	BETA LIMITS	DATE	TIME
			Eff: 34.97% Bkg: 0.00 cpm MDA: 5.17 dpm				Eff: 34.25% Bkg: 1.70 cpm MDA: 19.73 dpm					
001	00	1	0	0.00	0.00		0	-1.70	-4.96		06-26-2001	09:21:37
002	00	2	0	0.00	0.00		4	0.97	2.82		06-26-2001	09:23:37
003	00	3	0	0.00	0.00		2	-0.37	-1.07		06-26-2001	09:25:36
004	00	4	0	0.00	0.00		5	1.63	4.77		06-26-2001	09:27:35
005	00	5	0	0.00	0.00		3	0.30	0.88		06-26-2001	09:29:34

Performed By: [signature] Date: 6-26-01

Reviewed By: [signature] Date: 6/28/01

FINAL SURVEY 01W05 A PIN 04

PIC IPC9025 Z16712

SN	RPT	ID	ALPHA COUNTS	ALPHA NET CPM	ALPHA DPM	ALPHA LIMITS	BETA COUNTS	BETA NET CPM	BETA DPM	BETA LIMITS	DATE	TIME
			Eff: 34.97% Bkg: 0.00 cpm MDA: 5.17 dpm				Eff: 34.25% Bkg: 1.70 cpm MDA: 19.73 dpm					
001	00	1	0	0.00	0.00		9	4.30	12.55		06-26-2001	09:38:06
002	00	2	0	0.00	0.00		2	-0.37	-1.07		06-26-2001	09:40:05
003	00	3	0	0.00	0.00		4	0.97	2.82		06-26-2001	09:42:04
004	00	4	0	0.00	0.00		1	-1.03	-3.02		06-26-2001	09:44:03

Performed By: [signature] Date: 6-26-01

Reviewed By: [signature] Date: 6/28/01

FINAL SURVEY 01W05 B PIN 04

PIC IPC9025 216712

			ALPHA				BETA			
			Eff: 34.97% Bkg: 0.00 cpm MDA: 5.17 dpm				Eff: 34.25% Bkg: 1.70 cpm MDA: 19.73 dpm			
SN	RPT	ID	COUNTS	NET CPM	DPM	LIMITS	COUNTS	NET CPM	DPM	LIMITS	DATE	TIME
001	00	1	0	0.00	0.00		3	0.30	0.88		06-26-2001	09:52:39
002	00	2	0	0.00	0.00		1	-1.03	-3.02		06-26-2001	09:54:38
003	00	3	0	0.00	0.00		3	0.30	0.88		06-26-2001	09:56:37
004	00	4	0	0.00	0.00		5	1.63	4.77		06-26-2001	09:58:36

Performed By: [signature] Date: 6-26-01

Reviewed By: [signature] Date: 6/28/01

Imears
'IC 7025 216712

A0304 ~~A0300~~ 02W01
11-1-01

		ALPHA				BETA			
		Eff: 35.02% Bkg: 0.20 cpm MDA: 13.68 dpm				Eff: 35.00% Bkg: 2.60 cpm MDA: 29.17 dpm			
-SN-	-RPT-	-- ID --	COUNTS	NET CPM	DPM	LIMITS	COUNTS	NET CPM	DPM	LIMITS	DATE TIME
001	00		0	-0.20	-0.57		9	6.40	18.29		03-27-2001 14:17:38
00[illegible]	[illegible]		1	0.80	2.28		15	12.16	34.74		03-27-2001 14:19:06
003	[illegible]		0	-0.20	-0.57		9	6.40	18.29		03-27-2001 14:20:35
004	00		0	-0.20	-0.57		3	0.40	1.14		03-27-2001 14:22:04
005	00		0	-0.20	-0.57		8	5.40	15.43		03-27-2001 14:23:33
006	00		0	-0.20	-0.57		6	3.40	9.71		03-27-2001 14:25:02

PERFORMED BY DAS DATE 11-5-01

REVIEWED BY [illegible] DATE 11/6/01

lmears A0304 ~~A0300~~ 02W02 DS 11-5-01

'IC 9025 216712

-SN-	-RPT-	-- ID --	ALPHA - COUNTS	ALPHA - NET CPM	ALPHA - DPM	ALPHA - LIMITS	BETA - COUNTS	BETA - NET CPM	BETA - DPM	BETA - LIMITS	DATE	TIME
			Eff: 35.02% Bkg: 0.20 cpm MDA: 13.68 dpm				Eff: 35.00% Bkg: 2.60 cpm MDA: 29.17 dpm					
001	00		0	-0.20	-0.57		4	1.40	4.00		03-27-2001	14:04:15
00[illegible]	[illegible]		1	0.80	2.28		6	3.16	9.02		03-27-2001	14:05:43
003	[illegible]		0	-0.20	-0.57		20	17.40	49.71		03-27-2001	14:07:13
004	00		0	-0.20	-0.57		11	8.40	24.00		03-27-2001	14:08:42
005	00		0	-0.20	-0.57		9	6.40	18.29		03-27-2001	14:10:12
006	00		0	-0.20	-0.57		3	0.40	1.14		03-27-2001	14:11:41
007	00		0	-0.20	-0.57		11	8.40	24.00		03-27-2001	14:13:10
008	00		0	-0.20	-0.57		7	4.40	12.57		03-27-2001	14:14:38

PERFORMED BY DS DATE 11-5-01

REVIEWED BY [illegible] DATE 11/6/01

Imears
'IC '025 216712

A0304 ~~A0390~~ 02W03
DS 11-5-01

-SN-	-RPT-	-- ID --	ALPHA COUNTS	ALPHA NET CPM	ALPHA DPM	ALPHA LIMITS	BETA COUNTS	BETA NET CPM	BETA DPM	BETA LIMITS	DATE	TIME
			Eff: 35.02% Bkg: 0.20 cpm MDA: 13.68 dpm				Eff: 35.00% Bkg: 2.60 cpm MDA: 29.17 dpm					
001	00		0	-0.20	-0.57		16	13.40	38.29		03-27-2001	15:00:47
00[illegible]	[illegible]		1	0.80	2.28		19	16.16	46.17		03-27-2001	15:02:15
003	[illegible]		0	-0.20	-0.57		34	31.40	89.71		03-27-2001	15:03:45
004	00		0	-0.20	-0.57		35	32.40	92.57		03-27-2001	15:05:14

PERFORMED BY DS DATE 11-5-01

REVIEWED BY [illegible] DATE 11/6/01

A0304

Smears ~~A0300~~ 02W04

PIC 7025 216712 11-5-01

			ALPHA				BETA			
			Eff: 35.02% Bkg: 0.20 cpm MDA: 13.68 dpm				Eff: 35.00% Bkg: 2.60 cpm MDA: 29.17 dpm			
-SN-	-RPT-	-- ID --	COUNTS	NET CPM	DPM	LIMITS	COUNTS	NET CPM	DPM	LIMITS	DATE	TIME
[illegible]	00		0	-0.20	-0.57		5	2.40	6.86		03-27-2001	13:50:48
[illegible]	[illegible]		0	-0.20	-0.57		8	5.40	15.43		03-27-2001	13:52:16
003	[illegible]		0	-0.20	-0.57		11	8.40	24.00		03-27-2001	13:53:45
004	00		0	-0.20	-0.57		10	7.40	21.14		03-27-2001	13:55:14
005	00		0	-0.20	-0.57		6	3.40	9.71		03-27-2001	13:56:43
006	00		0	-0.20	-0.57		8	5.40	15.43		03-27-2001	13:58:12
007	00		0	-0.20	-0.57		7	4.40	12.57		03-27-2001	13:59:40
008	00		0	-0.20	-0.57		1	-1.60	-4.57		03-27-2001	14:01:08

PERFORMED BY [illegible] DATE 11-5-01

REVIEWED BY [illegible] DATE 11/6/01

Impears A0304 ~~A0300~~-03W01
IC ---9025 216712 11-5-01

SN	RPT	ID	ALPHA COUNTS	ALPHA NET CPM	ALPHA DPM	ALPHA LIMITS	BETA COUNTS	BETA NET CPM	BETA DPM	BETA LIMITS	DATE	TIME
			Eff: 35.02% Bkg: 0.17 cpm MDA: 13.16 dpm				Eff: 35.00% Bkg: 2.33 cpm MDA: 28.04 dpm					
001	00		2	1.83	5.24		6	3.11	8.90		03-28-2001	13:28:51
002	00		0	-0.17	-0.48		4	1.67	4.76		03-28-2001	13:30:20
003	00		0	-0.17	-0.48		9	6.67	19.05		03-28-2001	13:31:48
004	00		0	-0.17	-0.48		3	0.67	1.90		03-28-2001	13:33:17
005	00		0	-0.17	-0.48		3	0.67	1.90		03-28-2001	13:34:46
006	00		0	-0.17	-0.48		0	-2.33	-6.67		03-28-2001	13:36:15
007	00		0	-0.17	-0.48		6	3.67	10.48		03-28-2001	13:37:44
008	00		0	-0.17	-0.48		4	1.67	4.76		03-28-2001	13:39:12
009	00		0	-0.17	-0.48		5	2.67	7.62		03-28-2001	13:40:40
010	00		0	-0.17	-0.48		5	2.67	7.62		03-28-2001	13:42:08
011	00		1	0.83	2.38		7	4.42	12.61		03-28-2001	13:43:36
012	00		0	-0.17	-0.48		0	-2.33	-6.67		03-28-2001	13:45:04
013	00		0	-0.17	-0.48		2	-0.33	-0.95		03-28-2001	13:46:33
014	00		1	0.83	2.38		1	-1.58	-4.53		03-28-2001	13:48:01
015	00		0	-0.17	-0.48		0	-2.33	-6.67		03-28-2001	13:49:30
016	00		0	-0.17	-0.48		2	-0.33	-0.95		03-28-2001	13:50:59
017	00		0	-0.17	-0.48		9	6.67	19.05		03-28-2001	13:52:27
018	00		1	0.83	2.38		5	2.42	6.90		03-28-2001	13:53:56
019	00		0	-0.17	-0.48		0	-2.33	-6.67		03-28-2001	13:55:25
020	00		0	-0.17	-0.48		2	-0.33	-0.95		03-28-2001	13:56:54

PERFORMED BY [signature] DATE 11-5-01

REVIEWED BY [signature] DATE 11/6/01

FINAL SURVEY 01EQ1 [Z] FIN 04
PIC IPC9025 216712

			ALPHA Eff: 34.97% Bkg: 0.00 cpm MDA: 5.17 dpm			BETA Eff: 34.25% Bkg: 2.00 cpm MDA: 20.95 dpm				
SN	RPT	ID	COUNTS	NET CPM	DPM	LIMITS	COUNTS	NET CPM	DPM	LIMITS	DATE TIME
001	00	1	0	0.00	0.00		7	2.67	7.79		06-22-2001 09:43:34
002	00	2	0	0.00	0.00		4	0.67	1.95		06-22-2001 09:45:33
003	00	3	0	0.00	0.00		3	0.00	0.00		06-22-2001 09:47:32
004	00	4	0	0.00	0.00		4	0.67	1.95		06-22-2001 09:49:31
005	00	5	0	0.00	0.00		14	7.33	21.41		06-22-2001 09:51:30

Performed By: [signature] Date: 6-22-01

Reviewed By: [signature] Date: 6/28/01

FINAL SURVEY 01E02 [Z] PIN 04
PIC IPC9025 216712

			ALPHA				BETA					
			Eff: 34.97%	Bkg: 0.00 cpm	MDA: 5.17 dpm		Eff: 34.25%	Bkg: 2.00 cpm	MDA: 20.95 dpm			
SN	RPT	ID	COUNTS	NET CPM	DPM	LIMITS	COUNTS	NET CPM	DPM	LIMITS	DATE	TIME
001	00	1	0	0.00	0.00		16	8.67	25.30		06-22-2001	09:54:57
002	00	2	0	0.00	0.00		3	0.00	0.00		06-22-2001	09:56:56
003	00	3	0	0.00	0.00		8	3.33	9.73		06-22-2001	09:58:55
004	00	4	0	0.00	0.00		6	2.00	5.84		06-22-2001	10:00:54
005	00	5	0	0.00	0.00		5	1.33	3.89		06-22-2001	10:02:53

Performed By: [signature] Date: 6-22-01

Reviewed By: [signature] Date: 6/28/01

FINAL SURVEY 01E03 [Z] PIN 04

PIC IPC9025 216712

			ALPHA				BETA					
			Eff: 34.97%	Bkg: 0.00 cpm	MDA: 5.17 dpm		Eff: 34.25%	Bkg: 2.00 cpm	MDA: 20.95 dpm			
SN	RPT	ID	COUNTS	NET CPM	DPM	LIMITS	COUNTS	NET CPM	DPM	LIMITS	DATE	TIME
001	00	1	0	0.00	0.00		24	14.00	40.88		06-22-2001	10:59:37
002	00	2	0	0.00	0.00		11	5.33	15.57		06-22-2001	11:01:36
003	00	3	0	0.00	0.00		4	0.67	1.95		06-22-2001	11:03:35
004	00	4	0	0.00	0.00		3	0.00	0.00		06-22-2001	11:05:34
005	00	5	0	0.00	0.00		21	12.00	35.04		06-22-2001	11:07:33

Performed By: [illegible] Date: 6-22-01

Reviewed By: [illegible] Date: 6/28/01

FINAL SURVEY 01E04 [Z] PIN 04

PIC IPC9025 216712

			ALPHA Eff: 34.97% Bkg: 0.00 cpm MDA: 5.17 dpm				BETA Eff: 34.25% Bkg: 2.00 cpm MDA: 20.95 dpm					
SN	RPT	ID	COUNTS	NET CPM	DPM	LIMITS	COUNTS	NET CPM	DPM	LIMITS	DATE	TIME
001	00	1	0	0.00	0.00		13	6.67	19.46		06-22-2001	10:34:49
002	00	2	0	0.00	0.00		9	4.00	11.68		06-22-2001	10:36:48
003	00	3	1	0.67	1.91		18	9.80	28.62		06-22-2001	10:38:47
004	00	4	0	0.00	0.00		3	0.00	0.00		06-22-2001	10:40:46
005	00	5	0	0.00	0.00		14	7.33	21.41		06-22-2001	10:42:45

Performed By: _____ Date: 6-22-01

Reviewed By: _____ Date: 6/28/01

FINAL SURVEY 01E05 [Z] PIN 04

PIC IPC9025 216712

			ALPHA Eff: 34.97% Bkg: 0.10 cpm MDA: 8.60 dpm				BETA Eff: 34.25% Bkg: 0.80 cpm MDA: 15.19 dpm					
-SN-	-RPT-	-- ID --	- COUNTS -	- NET CPM -	--- DPM ---	- LIMITS -	- COUNTS -	- NET CPM -	--- DPM ---	- LIMITS -	- DATE -	- TIME -
001	00	1	0	-0.10	-0.29		7	3.87	11.29		07-23-2001	15:15:23
002	00	2	0	-0.10	-0.29		2	0.53	1.56		07-23-2001	15:17:23
003	00	3	0	-0.10	-0.29		1	-0.13	-0.39		07-23-2001	15:19:22
004	00	4	0	-0.10	-0.29		4	1.87	5.45		07-23-2001	15:21:21
005	00	5	0	-0.10	-0.29		2	0.53	1.56		07-23-2001	15:23:20
006	00	6	0	-0.10	-0.29		0	-0.80	-2.34		07-23-2001	15:25:19
007	00	7	0	-0.10	-0.29		2	0.53	1.56		07-23-2001	15:27:18
008	00	8	0	-0.10	-0.29		5	2.53	7.40		07-23-2001	15:29:17
009	00	9	0	-0.10	-0.29		2	0.53	1.56		07-23-2001	15:31:16
010	00	10	0	-0.10	-0.29		5	2.53	7.40		07-23-2001	15:33:15
011	00	11	0	-0.10	-0.29		2	0.53	1.56		07-23-2001	15:35:14
012	00	12	0	-0.10	-0.29		0	-0.80	-2.34		07-23-2001	15:37:13
013	00	13	0	-0.10	-0.29		1	-0.13	-0.39		07-23-2001	15:39:12
014	00	14	0	-0.10	-0.29		4	1.87	5.45		07-23-2001	15:41:11

Performed By: [signature] Date: 7/24/01

Reviewed By: [signature] Date: 8/6/01

FINAL SURVEY 01P01 [Z] PIN 04

PIC IPC9025 216712

			ALPHA				BETA					
			Eff: 34.97% Bkg: 0.00 cpm MDA: 5.17 dpm				Eff: 34.25% Bkg: 1.70 cpm MDA: 19.73 dpm					
SN	RPT	ID	COUNTS	NET CPM	DPM	LIMITS	COUNTS	NET CPM	DPM	LIMITS	DATE	TIME
001	00	1	0	0.00	0.00		11	5.63	16.45		06-25-2001	08:11:33
002	00	2	0	0.00	0.00		4	0.97	2.82		06-25-2001	08:13:32
003	00	3	0	0.00	0.00		7	2.97	8.66		06-25-2001	08:15:33
004	00	4	1	0.67	1.91		1	-1.23	-3.60		06-25-2001	08:17:33
005	00	5	0	0.00	0.00		4	0.97	2.82		06-25-2001	08:19:32
006	00	6	0	0.00	0.00		24	14.30	41.75		06-25-2001	08:21:32
007	00	7	0	0.00	0.00		1	-1.03	-3.02		06-25-2001	08:23:32
008	00	8	1	0.67	1.91		37	22.77	66.47		06-25-2001	08:25:31
009	00	9	0	0.00	0.00		24	14.30	41.75		06-25-2001	08:27:30
010	00	10	0	0.00	0.00		21	12.30	35.91		06-25-2001	08:29:29

Performed By: [signature] Date: 6-25-01

Reviewed By: [signature] Date: 6/28/01

FINAL SURVEY 01P02 [Z] PIN 04

PIC IPC9025 216712

			ALPHA				BETA					
			Eff: 34.97%	Bkg: 0.00 cpm	MDA: 5.17 dpm		Eff: 34.25%	Bkg: 2.00 cpm	MDA: 20.95 dpm			
SN	RPT	ID	COUNTS	NET CPM	DPM	LIMITS	COUNTS	NET CPM	DPM	LIMITS	DATE	TIME
001	00	1	0	0.00	0.00		5	1.33	3.89		06-22-2001	09:29:43
002	00	2	1	0.67	1.91		10	4.47	13.04		06-22-2001	09:31:42
003	00	3	1	0.67	1.91		22	12.47	36.40		06-22-2001	09:33:41
004	00	4	0	0.00	0.00		1	-1.33	-3.89		06-22-2001	09:35:40
005	00	5	0	0.00	0.00		0	-2.00	-5.84		06-22-2001	09:37:39

Performed By: [signature] Date: 6-22-01

Reviewed By: [signature] 6/25/01

FINAL SURVEY 01P03 [Z] PIN 04
PIC IPC9025 216712

			ALPHA				BETA					
			Eff: 34.97%	Bkg: 0.00 cpm	MDA: 5.17 dpm		Eff: 34.25%	Bkg: 2.00 cpm	MDA: 20.95 dpm			
SN	RPT	ID	COUNTS	NET CPM	DPM	LIMITS	COUNTS	NET CPM	DPM	LIMITS	DATE	TIME
001	00	1	0	0.00	0.00		8	3.33	9.73		06-22-2001	10:08:40
002	00	2	0	0.00	0.00		8	3.33	9.73		06-22-2001	10:10:40
003	00	3	0	0.00	0.00		30	18.00	52.55		06-22-2001	10:12:39
004	00	4	0	0.00	0.00		4	0.67	1.95		06-22-2001	10:14:38
005	00	5	1	0.67	1.91		2	-0.87	-2.53		06-22-2001	10:16:37

Performed By: [signature] Date: 6-22-01

Reviewed By: [signature] Date: 6/28/01

FINAL SURVEY 01S01 [Z] PIN 04

PIC IPC9025 Z16712

SN	RPT	ID	ALPHA COUNTS (Eff: 34.97% Bkg: 0.00 cpm MDA: 5.17 dpm)	ALPHA NET CPM	ALPHA DPM	ALPHA LIMITS	BETA COUNTS (Eff: 34.25% Bkg: 1.70 cpm MDA: 19.73 dpm)	BETA NET CPM	BETA DPM	BETA LIMITS	DATE	TIME
001	00	1	0	0.00	0.00		6	2.30	6.72		06-26-2001	10:06:18
002	00	2	0	0.00	0.00		3	0.30	0.88		06-26-2001	10:08:17
003	00	3	0	0.00	0.00		0	-1.70	-4.96		06-26-2001	10:10:16
004	00	4	0	0.00	0.00		4	0.97	2.82		06-26-2001	10:12:15
005	00	5	0	0.00	0.00		0	-1.70	-4.96		06-26-2001	10:14:14
006	00	6	0	0.00	0.00		3	0.30	0.88		06-26-2001	10:16:13
007	00	7	0	0.00	0.00		3	0.30	0.88		06-26-2001	10:18:12
008	00	8	0	0.00	0.00		1	-1.03	-3.02		06-26-2001	10:20:11
009	00	9	0	0.00	0.00		7	2.97	8.66		06-26-2001	10:22:10
010	00	10	0	0.00	0.00		2	-0.37	-1.07		06-26-2001	10:24:09
011	00	11	0	0.00	0.00		2	-0.37	-1.07		06-26-2001	10:26:08
012	00	12	0	0.00	0.00		6	2.30	6.72		06-26-2001	10:28:07
013	00	13	0	0.00	0.00		2	-0.37	-1.07		06-26-2001	10:30:06
014	00	14	0	0.00	0.00		1	-1.03	-3.02		06-26-2001	10:32:05
015	00	15	0	0.00	0.00		4	0.97	2.82		06-26-2001	10:34:04
016	00	16	0	0.00	0.00		6	2.30	6.72		06-26-2001	10:36:03
017	00	17	0	0.00	0.00		4	0.97	2.82		06-26-2001	10:38:02
018	00	18	0	0.00	0.00		7	2.97	8.66		06-26-2001	10:40:01
019	00	19	0	0.00	0.00		2	-0.37	-1.07		06-26-2001	10:42:00
020	00	20	0	0.00	0.00		0	-1.70	-4.96		06-26-2001	10:43:59
021	00	21	0	0.00	0.00		6	2.30	6.72		06-26-2001	10:45:58
022	00	22	0	0.00	0.00		5	1.63	4.77		06-26-2001	10:47:57
023	00	23	0	0.00	0.00		3	0.30	0.88		06-26-2001	10:49:56
024	00	24	0	0.00	0.00		8	3.63	10.61		06-26-2001	10:51:55
025	00	25	0	0.00	0.00		0	-1.70	-4.96		06-26-2001	10:53:54
026	00	26	0	0.00	0.00		6	2.30	6.72		06-26-2001	10:55:53
027	00	27	0	0.00	0.00		1	-1.03	-3.02		06-26-2001	10:57:52
028	00	28	0	0.00	0.00		2	-0.37	-1.07		06-26-2001	10:59:51
029	00	29	0	0.00	0.00		3	0.30	0.88		06-26-2001	11:01:50
030	00	30	0	0.00	0.00		5	1.63	4.77		06-26-2001	11:03:49

Performed By: [signature] Date: 6-26-01

Reviewed By: [signature] Date: 6/28/01

FINAL SURVEY 01902 [Z] PIN 04
PIC IPC9025 216712

			ALPHA Eff: 34.97% Bkg: 0.10 cpm MDA: 8.60 dpm				BETA Eff: 34.25% Bkg: 1.00 cpm MDA: 16.36 dpm				
SN	RPT	ID	COUNTS	NET CPM	DPM	LIMITS	COUNTS	NET CPM	DPM	LIMITS	DATE TIME
001	00	1	0	-0.10	-0.29		3	1.00	2.92		07-24-2001 07:05:56
002	00	2	0	-0.10	-0.29		2	0.33	0.97		07-24-2001 07:07:56
003	00	3	0	-0.10	-0.29		4	1.67	4.87		07-24-2001 07:09:56
004	00	4	0	-0.10	-0.29		1	-0.33	-0.97		07-24-2001 07:11:56
005	00	5	0	-0.10	-0.29		11	6.33	18.49		07-24-2001 07:13:56
006	00	6	1	0.57	1.62		4	1.50	4.37		07-24-2001 07:15:56
007	00	7	0	-0.10	-0.29		1	-0.33	-0.97		07-24-2001 07:17:55
008	00	8	0	-0.10	-0.29		1	-0.33	-0.97		07-24-2001 07:19:55
009	00	9	0	-0.10	-0.29		0	-1.00	-2.92		07-24-2001 07:21:55
010	00	10	0	-0.10	-0.29		2	0.33	0.97		07-24-2001 07:23:55
011	00	11	0	-0.10	-0.29		3	1.00	2.92		07-24-2001 07:25:54
012	00	12	0	-0.10	-0.29		3	1.00	2.92		07-24-2001 07:27:54
013	00	13	0	-0.10	-0.29		2	0.33	0.97		07-24-2001 07:29:54
014	00	14	1	0.57	1.62		19	11.50	33.57		07-24-2001 07:31:54
015	00	15	0	-0.10	-0.29		2	0.33	0.97		07-24-2001 07:33:54
016	00	16	0	-0.10	-0.29		1	-0.33	-0.97		07-24-2001 07:35:54
017	00	17	0	-0.10	-0.29		1	-0.33	-0.97		07-24-2001 07:37:54
018	00	18	1	0.57	1.62		0	-1.17	-3.41		07-24-2001 07:39:54
019	00	19	0	-0.10	-0.29		2	0.33	0.97		07-24-2001 07:41:54
020	00	20	1	0.57	1.62		2	0.16	0.48		07-24-2001 07:43:54
021	00	21	0	-0.10	-0.29		2	0.33	0.97		07-24-2001 07:45:54
022	00	22	0	-0.10	-0.29		1	-0.33	-0.97		07-24-2001 07:47:54
023	00	23	0	-0.10	-0.29		2	0.33	0.97		07-24-2001 07:49:54
024	00	24	1	0.57	1.62		2	0.16	0.48		07-24-2001 07:51:54
025	00	25	0	-0.10	-0.29		1	-0.33	-0.97		07-24-2001 07:53:54
026	00	26	0	-0.10	-0.29		2	0.33	0.97		07-24-2001 07:55:54
027	00	27	0	-0.10	-0.29		4	1.67	4.87		07-24-2001 07:57:54
028	00	28	0	-0.10	-0.29		2	0.33	0.97		07-24-2001 07:59:54
029	00	29	0	-0.10	-0.29		0	-1.00	-2.92		07-24-2001 08:01:54
030	00	30	0	-0.10	-0.29		3	1.00	2.92		07-24-2001 08:03:54
031	00	31	0	-0.10	-0.29		1	-0.33	-0.97		07-24-2001 08:05:54
032	00	32	0	-0.10	-0.29		0	-1.00	-2.92		07-24-2001 08:07:54
033	00	33	0	-0.10	-0.29		3	1.00	2.92		07-24-2001 08:09:54
034	00	34	0	-0.10	-0.29		1	-0.33	-0.97		07-24-2001 08:11:54
035	00	35	0	-0.10	-0.29		2	0.33	0.97		07-24-2001 08:13:54
036	00	36	0	-0.10	-0.29		1	-0.33	-0.97		07-24-2001 08:15:53
037	00	37	0	-0.10	-0.29		3	1.00	2.92		07-24-2001 08:17:53
038	00	38	0	-0.10	-0.29		2	0.33	0.97		07-24-2001 08:19:53
039	00	39	0	-0.10	-0.29		0	-1.00	-2.92		07-24-2001 08:21:53
040	00	40	0	-0.10	-0.29		3	1.00	2.92		07-24-2001 08:23:53
041	00	41	0	-0.10	-0.29		1	-0.33	-0.97		07-24-2001 08:25:53
042	00	42	0	-0.10	-0.29		0	-1.00	-2.92		07-24-2001 08:27:53

Performed By: [signature] Date: 7/24/01

Reviewed By: [signature] Date: 8/6/01

FINAL SURVEY 01S03 [Z] PIN 04

PIC IPC9025 216712

			ALPHA				BETA			
			Eff: 34.97% Bkg: 0.00 cpm MDA: 5.17 dpm				Eff: 34.25% Bkg: 1.20 cpm MDA: 17.42 dpm			
SN	RPT	ID	COUNTS	NET CPM	DPM	LIMITS	COUNTS	NET CPM	DPM	LIMITS	DATE	TIME
001	00	1	0	0.00	0.00		3	0.80	2.34		07-27-2001	12:14:51
002	00	2	1	0.67	1.91		4	1.27	3.70		07-27-2001	12:16:51
003	00	3	0	0.00	0.00		5	2.13	6.23		07-27-2001	12:18:50
004	00	4	0	0.00	0.00		0	-1.20	-3.50		07-27-2001	12:20:50
005	00	5	0	0.00	0.00		4	1.47	4.28		07-27-2001	12:22:49
006	00	6	0	0.00	0.00		2	0.13	0.39		07-27-2001	12:24:48
007	00	7	0	0.00	0.00		4	1.47	4.28		07-27-2001	12:26:47
008	00	8	1	0.67	1.91		3	0.60	1.75		07-27-2001	12:28:46
009	00	9	0	0.00	0.00		2	0.13	0.39		07-27-2001	12:30:45
010	00	10	0	0.00	0.00		7	3.47	10.12		07-27-2001	12:32:44
011	00	11	0	0.00	0.00		0	-1.20	-3.50		07-27-2001	12:34:43
012	00	12	0	0.00	0.00		5	2.13	6.23		07-27-2001	12:36:42
013	00	13	0	0.00	0.00		2	0.13	0.39		07-27-2001	12:38:41
014	00	14	0	0.00	0.00		3	0.80	2.34		07-27-2001	12:40:40
015	00	15	0	0.00	0.00		0	-1.20	-3.50		07-27-2001	12:42:39
016	00	16	0	0.00	0.00		1	-0.53	-1.56		07-27-2001	12:44:38
017	00	17	0	0.00	0.00		3	0.80	2.34		07-27-2001	12:46:37
018	00	18	0	0.00	0.00		1	-0.53	-1.56		07-27-2001	12:48:36
019	00	19	0	0.00	0.00		2	0.13	0.39		07-27-2001	12:50:35
020	00	20	0	0.00	0.00		0	-1.20	-3.50		07-27-2001	12:52:34
021	00	21	1	0.67	1.91		1	-0.73	-2.14		07-27-2001	12:54:33
022	00	22	0	0.00	0.00		0	-1.20	-3.50		07-27-2001	12:56:32
023	00	23	0	0.00	0.00		3	0.80	2.34		07-27-2001	12:58:31
024	00	24	0	0.00	0.00		1	-0.53	-1.56		07-27-2001	13:00:30
025	00	25	0	0.00	0.00		0	-1.20	-3.50		07-27-2001	13:02:29
026	00	26	0	0.00	0.00		3	0.80	2.34		07-27-2001	13:04:28
027	00	27	0	0.00	0.00		0	-1.20	-3.50		07-27-2001	13:06:27
028	00	28	0	0.00	0.00		0	-1.20	-3.50		07-27-2001	13:08:26
029	00	29	0	0.00	0.00		0	-1.20	-3.50		07-27-2001	13:10:25
030	00	30	0	0.00	0.00		1	-0.53	-1.56		07-27-2001	13:12:24
031	00	31	0	0.00	0.00		0	-1.20	-3.50		07-27-2001	13:14:23
032	00	32	0	0.00	0.00		4	1.47	4.28		07-27-2001	13:16:22
033	00	33	0	0.00	0.00		2	0.13	0.39		07-27-2001	13:18:21
034	00	34	0	0.00	0.00		0	-1.20	-3.50		07-27-2001	13:20:20
035	00	35	0	0.00	0.00		0	-1.20	-3.50		07-27-2001	13:22:19
036	00	36	0	0.00	0.00		5	2.13	6.23		07-27-2001	13:24:18
037	00	37	0	0.00	0.00		4	1.47	4.28		07-27-2001	13:26:17
038	00	38	0	0.00	0.00		2	0.13	0.39		07-27-2001	13:28:16
039	00	39	0	0.00	0.00		0	-1.20	-3.50		07-27-2001	13:30:15
040	00	40	0	0.00	0.00		2	0.13	0.39		07-27-2001	13:32:14
041	00	41	0	0.00	0.00		3	0.80	2.34		07-27-2001	13:34:13
042	00	42	0	0.00	0.00		5	2.13	6.23		07-27-2001	13:36:12
043	00	43	0	0.00	0.00		0	-1.20	-3.50		07-27-2001	13:38:11
044	00	44	0	0.00	0.00		1	-0.53	-1.56		07-27-2001	13:40:10
045	00	45	0	0.00	0.00		4	1.47	4.28		07-27-2001	13:42:09
046	00	46	0	0.00	0.00		0	-1.20	-3.50		07-27-2001	13:44:08
047	00	47	0	0.00	0.00		2	0.13	0.39		07-27-2001	13:46:07
048	00	48	0	0.00	0.00		2	0.13	0.39		07-27-2001	13:48:06
049	00	49	0	0.00	0.00		1	-0.53	-1.56		07-27-2001	13:50:05
050	00	50	0	0.00	0.00		0	-1.20	-3.50		07-27-2001	13:52:04
051	00	51	0	0.00	0.00		2	0.13	0.39		07-27-2001	13:54:03

Performed By: [signature] Date: 7/27/01

Reviewed By: [signature] Date: 8/6/01

FINAL SURVEY 01503 [Z] PIN 04
PIC IPC9025 216712

			ALPHA Eff: 34.97% Bkg: 0.00 cpm MDA: 5.17 dpm				BETA Eff: 34.25% Bkg: 1.20 cpm MDA: 17.42 dpm					
SN	RPT	ID	COUNTS	NET CPM	DPM	LIMITS	COUNTS	NET CPM	DPM	LIMITS	DATE	TIME
052	00	52	0	0.00	0.00		1	-0.53	-1.56		07-27-2001	13:56:02
053	00	53	0	0.00	0.00		3	0.80	2.34		07-27-2001	13:58:01
054	00	54	0	0.00	0.00		2	0.13	0.39		07-27-2001	14:00:00
055	00	55	0	0.00	0.00		2	0.13	0.39		07-27-2001	14:01:59
056	00	56	0	0.00	0.00		4	1.47	4.28		07-27-2001	14:03:58
057	00	57	0	0.00	0.00		2	0.13	0.39		07-27-2001	14:05:57
058	00	58	0	0.00	0.00		1	-0.53	-1.56		07-27-2001	14:07:56
059	00	59	0	0.00	0.00		0	-1.20	-3.50		07-27-2001	14:09:55
060	00	60	1	0.67	1.91		0	-1.40	-4.08		07-27-2001	14:11:54
061	00	61	0	0.00	0.00		6	2.80	8.18		07-27-2001	14:13:53
062	00	62	1	0.67	1.91		4	1.27	3.70		07-27-2001	14:15:52
063	00	63	0	0.00	0.00		4	1.47	4.28		07-27-2001	14:17:51
064	00	64	0	0.00	0.00		12	6.80	19.85		07-27-2001	14:19:50
065	00	65	0	0.00	0.00		4	1.47	4.28		07-27-2001	14:21:49

Performed By: [signature] Date: 7/27/01

Reviewed By: [signature] Date: 8/6/01

FINAL SURVEY 01V01 [Z] PIN 04

PIC IPC9025 216712

			ALPHA				BETA					
			Eff: 34.97% Bkg: 0.00 cpm MDA: 5.17 dpm				Eff: 34.25% Bkg: 1.70 cpm MDA: 19.73 dpm					
SN	RPT	ID	COUNTS	NET CPM	DPM	LIMITS	COUNTS	NET CPM	DPM	LIMITS	DATE	TIME
001	00	1	0	0.00	0.00		9	4.30	12.55		06-26-2001	12:54:20
002	00	2	0	0.00	0.00		9	4.30	12.55		06-26-2001	12:56:19
003	00	3	0	0.00	0.00		8	3.63	10.61		06-26-2001	12:58:18
004	00	4	0	0.00	0.00		5	1.63	4.77		06-26-2001	13:00:17
005	00	5	0	0.00	0.00		12	6.30	18.39		06-26-2001	13:02:16
006	00	6	0	0.00	0.00		5	1.63	4.77		06-26-2001	13:04:15
007	00	7	0	0.00	0.00		10	4.97	14.50		06-26-2001	13:06:14
008	00	8	0	0.00	0.00		18	10.30	30.07		06-26-2001	13:08:13
009	00	9	0	0.00	0.00		14	7.63	22.29		06-26-2001	13:10:12
010	00	10	0	0.00	0.00		7	2.97	8.66		06-26-2001	13:12:11
011	00	11	0	0.00	0.00		9	4.30	12.55		06-26-2001	13:14:10
012	00	12	0	0.00	0.00		7	2.97	8.66		06-26-2001	13:16:09
013	00	13	0	0.00	0.00		9	4.30	12.55		06-26-2001	13:18:08
014	00	14	0	0.00	0.00		7	2.97	8.66		06-26-2001	13:20:07
015	00	15	0	0.00	0.00		7	2.97	8.66		06-26-2001	13:22:06

Performed By: [signature] Date: 6-26-01

Reviewed By: [signature] Date: 6/28/01

FINAL SURVEY 01T01 [Z] PIN 04

PIC IPC9025 216712

			ALPHA Eff: 34.97% Bkg: 0.00 cpm MDA: 5.17 dpm				BETA Eff: 34.25% Bkg: 2.00 cpm MDA: 20.95 dpm					
SN	RPT	ID	COUNTS	NET CPM	DPM	LIMITS	COUNTS	NET CPM	DPM	LIMITS	DATE	TIME
001	00	1	1	0.67	1.91		4	0.47	1.37		06-22-2001	08:45:24
002	00	2	1	0.67	1.91		6	1.80	5.26		06-22-2001	08:47:23
003	00	3	0	0.00	0.00		2	-0.67	-1.95		06-22-2001	08:49:22
004	00	4	0	0.00	0.00		8	3.33	9.73		06-22-2001	08:51:21
005	00	5	0	0.00	0.00		3	0.00	0.00		06-22-2001	08:53:20

Performed By: [signature] Date: 6-22-01

Reviewed By: [signature] Date: 6/28/01

FINAL SURVEY 01T02 [Z] PIN 04

PIC IPC9025 216712

282

			ALPHA				BETA					
			Eff: 34.97% Bkg: 0.00 cpm MDA: 5.17 dpm				Eff: 34.25% Bkg: 2.00 cpm MDA: 20.95 dpm					
SN	RPT	ID	COUNTS	NET CPM	DPM	LIMITS	COUNTS	NET CPM	DPM	LIMITS	DATE	TIME
001	00	1	0	0.00	0.00		18	10.00	29.20		06-22-2001	11:11:28
002	00	2	1	0.67	1.91		6	1.80	5.26		06-22-2001	11:13:27
003	00	34	0	0.00	0.00		3	0.00	0.00		06-22-2001	11:15:26
004	00	4	0	0.00	0.00		8	3.33	9.73		06-22-2001	11:17:25
005	00	5	0	0.00	0.00		7	2.67	7.79		06-22-2001	11:19:24

Performed By: [signature] Date: 6-22-01

Reviewed By: [signature] Date: 6/28/01

FINAL SURVEY 01T03 [Z] PIN 04

PIC IPC9025 216712

			ALPHA Eff: 34.97% Bkg: 0.00 cpm MDA: 5.17 dpm				BETA Eff: 34.25% Bkg: 2.00 cpm MDA: 20.95 dpm					
SN	RPT	ID	COUNTS	NET CPM	DPM	LIMITS	COUNTS	NET CPM	DPM	LIMITS	DATE	TIME
001	00	1	0	0.00	0.00		26	15.33	44.77		06-22-2001	10:46:50
002	00	2	0	0.00	0.00		7	2.67	7.79		06-22-2001	10:48:50
003	00	3	0	0.00	0.00		9	4.00	11.68		06-22-2001	10:50:49
004	00	4	0	0.00	0.00		16	8.67	25.30		06-22-2001	10:52:48
005	00	5	0	0.00	0.00		8	3.33	9.73		06-22-2001	10:54:47

Performed By: [signature] Date: 6-22-01

Reviewed By: [signature] Date: 6/28/01

FINAL SURVEY 01T04 [Z] PIN 04

PIC IPC9025 216712

			ALPHA Eff: 34.97% Bkg: 0.00 cpm MDA: 5.17 dpm				BETA Eff: 34.25% Bkg: 2.00 cpm MDA: 20.95 dpm				
SN	RPT	ID	COUNTS	NET CPM	DPM	LIMITS	COUNTS	NET CPM	DPM	LIMITS	DATE TIME
001	00	1	0	0.00	0.00		0	-2.00	-5.84		06-22-2001 10:22:52
002	00	2	1	0.67	1.91		8	3.13	9.15		06-22-2001 10:24:51
003	00	3	1	0.67	1.91		2	-0.87	-2.53		06-22-2001 10:26:50
004	00	4	0	0.00	0.00		4	0.67	1.95		06-22-2001 10:28:49
005	00	5	0	0.00	0.00		3	0.00	0.00		06-22-2001 10:30:48

Performed By: [signature] Date: 6-22-01

Reviewed By: [signature] Date: 6/28/01

FINAL SURVEY 01T05 [Z] PIN 04

PIC IPC9025 216712

			ALPHA Eff: 34.97% Bkg: 0.00 cpm MDA: 5.17 dpm				BETA Eff: 34.25% Bkg: 2.00 cpm MDA: 20.95 dpm				
SN	RPT	ID	COUNTS	NET CPM	DPM	LIMITS	COUNTS	NET CPM	DPM	LIMITS	DATE TIME
001	00	1	0	0.00	0.00		3	0.00	0.00		06-22-2001 09:18:09
002	00	2	0	0.00	0.00		7	2.67	7.79		06-22-2001 09:20:08
003	00	3	0	0.00	0.00		10	4.67	13.63		06-22-2001 09:22:07
004	00	4	0	0.00	0.00		5	1.33	3.89		06-22-2001 09:24:06
005	00	5	0	0.00	0.00		2	-0.67	-1.95		06-22-2001 09:26:05

Performed By: [signature] Date: 6-22-01

Reviewed By: [signature] Date: 6/28/01

FINAL SURVEY 01T06 [Z] PIN 04

PIC IPC9025 216712

			ALPHA Eff: 34.97% Bkg: 0.00 cpm MDA: 5.17 dpm				BETA Eff: 34.25% Bkg: 2.00 cpm MDA: 20.95 dpm					
SN	RPT	ID	COUNTS	NET CPM	DPM	LIMITS	COUNTS	NET CPM	DPM	LIMITS	DATE	TIME
001	00	1	0	0.00	0.00		4	0.67	1.95		06-22-2001	11:24:43
002	00	2	0	0.00	0.00		4	0.67	1.95		06-22-2001	11:26:42
003	00	3	0	0.00	0.00		5	1.33	3.89		06-22-2001	11:28:41
004	00	4	0	0.00	0.00		0	-2.00	-5.84		06-22-2001	11:30:40
005	00	5	0	0.00	0.00		4	0.67	1.95		06-22-2001	11:32:39
006	00	6	0	0.00	0.00		1	-1.33	-3.89		06-22-2001	11:34:38
007	00	7	1	0.67	1.91		6	1.80	5.26		06-22-2001	11:36:37
008	00	8	0	0.00	0.00		5	1.33	3.89		06-22-2001	11:38:36
009	00	9	0	0.00	0.00		2	-0.67	-1.95		06-22-2001	11:40:35
010	00	10	0	0.00	0.00		3	0.00	0.00		06-22-2001	11:42:34
011	00	11	0	0.00	0.00		1	-1.33	-3.89		06-22-2001	11:44:33
012	00	12	0	0.00	0.00		3	0.00	0.00		06-22-2001	11:46:32
013	00	13	0	0.00	0.00		5	1.33	3.89		06-22-2001	11:48:31
014	00	14	0	0.00	0.00		2	-0.67	-1.95		06-22-2001	11:50:30
015	00	15	0	0.00	0.00		3	0.00	0.00		06-22-2001	11:52:29
016	00	16	0	0.00	0.00		2	-0.67	-1.95		06-22-2001	11:54:28
017	00	17	0	0.00	0.00		1	-1.33	-3.89		06-22-2001	11:56:27
018	00	18	1	0.67	1.91		4	0.47	1.37		06-22-2001	11:58:26
019	00	19	1	0.67	1.91		6	1.80	5.26		06-22-2001	12:00:25
020	00	20	0	0.00	0.00		4	0.67	1.95		06-22-2001	12:02:24
021	00	21	0	0.00	0.00		2	-0.67	-1.95		06-22-2001	12:04:23
022	00	22	0	0.00	0.00		5	1.33	3.89		06-22-2001	12:06:22
023	00	23	0	0.00	0.00		0	-2.00	-5.84		06-22-2001	12:08:21
024	00	24	0	0.00	0.00		9	4.00	11.68		06-22-2001	12:10:20
025	00	25	0	0.00	0.00		4	0.67	1.95		06-22-2001	12:12:19
026	00	26	1	0.67	1.91		3	-0.20	-0.58		06-22-2001	12:14:18
027	00	27	0	0.00	0.00		0	-2.00	-5.84		06-22-2001	12:16:17
028	00	28	1	0.67	1.91		0	-2.20	-6.42		06-22-2001	12:18:16
029	00	29	0	0.00	0.00		2	-0.67	-1.95		06-22-2001	12:20:15
030	00	30	0	0.00	0.00		0	-2.00	-5.84		06-22-2001	12:22:14

Performed By: [signature] Date: 6-22-01

Reviewed By: [signature] Date: 6/28/01

FINAL SURVEY 01T07 [Z] PIN 04

PIC IPC9025 216712

287

			ALPHA				BETA					
			Eff: 34.97% Bkg: 0.10 cpm MDA: 8.60 dpm				Eff: 34.25% Bkg: 0.80 cpm MDA: 15.19 dpm					
SN	RPT	ID	COUNTS	NET CPM	DPM	LIMITS	COUNTS	NET CPM	DPM	LIMITS	DATE	TIME
001	00	1	0	-0.10	-0.29		5	2.53	7.40		07-23-2001	15:45:18
002	00	2	0	-0.10	-0.29		3	1.20	3.50		07-23-2001	15:47:17
003	00	3	0	-0.10	-0.29		6	3.20	9.34		07-23-2001	15:49:16
004	00	4	0	-0.10	-0.29		1	-0.13	-0.39		07-23-2001	15:51:15
005	00	5	0	-0.10	-0.29		2	0.53	1.56		07-23-2001	15:53:14

Performed By: [signature] Date: 7/24/01

Reviewed By: [signature] Date: 8/6/01

FINAL SURVEY 01T08 [Z] PIN 04

PIC IPC9025 216712

			ALPHA				BETA				
			Eff: 34.97% Bkg: 0.10 cpm MDA: 8.60 dpm				Eff: 34.25% Bkg: 0.80 cpm MDA: 15.19 dpm				
SN	RPT	ID	COUNTS	NET CPM	DPM	LIMITS	COUNTS	NET CPM	DPM	LIMITS	DATE / TIME
001	00	1	0	-0.10	-0.29		2	0.53	1.56		07-23-2001 16:02:49
002	00	2	0	-0.10	-0.29		0	-0.80	-2.34		07-23-2001 16:04:47
003	00	3	0	-0.10	-0.29		2	0.53	1.56		07-23-2001 16:06:46
004	00	4	0	-0.10	-0.29		2	0.53	1.56		07-23-2001 16:08:45
005	00	5	1	0.57	1.62		2	0.36	1.06		07-23-2001 16:10:44

Performed By: [signature] Date: 7/24/01

Reviewed By: [signature] Date: 8/6/01

A0304

Smears ~~A0300~~ 020H1

PIF 7025 216712 DB 11-5-01

			ALPHA				BETA			
			Eff: 35.02% Bkg: 0.17 cpm MDA: 13.16 dpm				Eff: 35.00% Bkg: 2.33 cpm MDA: 28.04 dpm			
-SN-	-RPT-	-- ID --	COUNTS	NET CPM	DPM	LIMITS	COUNTS	NET CPM	DPM	LIMITS	DATE	TIME
001	00		0	-0.17	-0.48		3	0.67	1.90		03-28-2001	14:49:47
	00		0	-0.17	-0.48		6	3.67	10.48		03-28-2001	14:51:16
00[illegible]	[illegible]		0	-0.17	-0.48		32	29.67	84.76		03-28-2001	14:52:45
004	00		0	-0.17	-0.48		62	59.67	170.48		03-28-2001	14:54:14
005	00		0	-0.17	-0.48		8	5.67	16.19		03-28-2001	14:55:43
006	00		0	-0.17	-0.48		5	2.67	7.62		03-28-2001	14:57:12
007	00		0	-0.17	-0.48		2	-0.33	-0.95		03-28-2001	14:58:40
008	00		0	-0.17	-0.48		2	-0.33	-0.95		03-28-2001	15:00:09
009	00		0	-0.17	-0.48		5	2.67	7.62		03-28-2001	15:01:39
010	00		0	-0.17	-0.48		60	57.67	164.76		03-28-2001	15:03:07

PERFORMED BY DB DATE 11-5-01

REVIEWED BY [illegible] DATE 11/6/01

Swears A0304 ~~A0300~~ 02D01

PIC 025 216712 11-5-01

290

			ALPHA				BETA			
			Eff: 35.02% Bkg: 0.20 cpm MDA: 13.68 dpm				Eff: 35.00% Bkg: 2.60 cpm MDA: 29.17 dpm			
-SN-	-RPT-	-- ID --	COUNTS	NET CPM	DPM	LIMITS	COUNTS	NET CPM	DPM	LIMITS	DATE	TIME
0201	00		0	-0.20	-0.57		1	-1.60	-4.57		03-27-2001	15:09:44
00			0	-0.20	-0.57		6	3.40	9.71		03-27-2001	15:11:13

PERFORMED BY DS DATE 11-5-01

REVIEWED BY [illegible] DATE 11/6/01

A0304
~~A0300~~ 03C01
11-5-01

025 216712

SN	RPT	ID	ALPHA COUNTS	ALPHA NET CPM	ALPHA DPM	ALPHA LIMITS	BETA COUNTS	BETA NET CPM	BETA DPM	BETA LIMITS	DATE	TIME
			Eff: 35.02% Bkg: 0.17 cpm MDA: 13.16 dpm				Eff: 35.00% Bkg: 2.33 cpm MDA: 28.04 dpm					
001	00		2	1.83	5.24		7	4.11	11.75		03-28-2001	11:05:46
00	00		0	-0.17	-0.48		6	3.67	10.48		03-28-2001	11:07:15
00	00		0	-0.17	-0.48		12	9.67	27.62		03-28-2001	11:08:44
004	00		0	-0.17	-0.48		1	-1.33	-3.81		03-28-2001	11:10:13
005	00		0	-0.17	-0.48		4	1.67	4.76		03-28-2001	11:11:42

PERFORMED BY [illegible] DATE 11-5-01

REVIEWED BY [illegible] DATE 11/6/01

Cal. Due: 11-21-02

DURATEK

Maxey Flats Disposal Site

SMEARS ALPHA/BETA Count Mins: 1
IPC-9025 #721052 Instr No 1 Pass Count Started

Carrier No.	Sample ID	Date	Time	Alpha cpm	Alpha Bkg cpm	Alpha dpm	Alpha ± err (95%)	Alpha MDA	Alpha Message	Beta cpm	Beta Bkg cpm	Beta dpm	Beta ± err (95%)	Beta MDA	Beta Message
				%Eff: 34.67 LLD: 11.01 dpm						%Eff: 30.04 LLD: 15.17 dpm					
1	A0304 01P01 #1	11/28/01	11:13:41	0.00	0.000	0.00	0.00	11.01	Less Than MDA	1.00	0.300	2.33	6.53	15.17	Less Than MDA
2	A0304 01P01 #2	11/28/01	11:15:09	1.00	0.000	4.06	7.96	11.01	Less Than MDA	3.00	0.300	7.99	11.47	15.17	Less Than MDA
3	A0304 01P01 #3	11/28/01	11:16:38	0.00	0.000	0.00	0.00	11.01	Less Than MDA	2.00	0.300	5.66	9.23	15.17	Less Than MDA
4	A0304 01P01 #4	11/28/01	11:18:07	0.00	0.000	0.00	0.00	11.01	Less Than MDA	4.00	0.300	12.32	13.05	15.17	Less Than MDA
5	A0304 01P01 #5	11/28/01	11:19:36	0.00	0.000	0.00	0.00	11.01	Less Than MDA	2.00	0.300	5.66	9.23	15.17	Less Than MDA
6	A0304 01P01 #6	11/28/01	11:21:05	0.00	0.000	0.00	0.00	11.01	Less Than MDA	1.00	0.300	2.33	6.53	15.17	Less Than MDA
7	A0304 01P01 #7	11/28/01	11:22:34	0.00	0.000	0.00	0.00	11.01	Less Than MDA	5.00	0.300	15.65	14.58	15.17	
8	A0304 01P01 #8	11/28/01	11:24:03	0.00	0.000	0.00	0.00	11.01	Less Than MDA	4.00	0.300	12.32	13.05	15.17	Less Than MDA
9	A0304 01P01 #9	11/28/01	11:25:32	0.00	0.000	0.00	0.00	11.01	Less Than MDA	5.00	0.300	15.65	14.58	15.17	
10	A0304 01P01 #10	11/28/01	11:27:01	0.00	0.000	0.00	0.00	11.01	Less Than MDA	5.00	0.300	15.65	14.58	15.17	
11	A0304 01P02 #1	11/28/01	11:28:30	0.00	0.000	0.00	0.00	11.01	Less Than MDA	0.00	0.300	-1.00	0.00	15.17	Less Than MDA
12	A0304 01P02 #2	11/28/01	11:29:59	0.00	0.000	0.00	0.00	11.01	Less Than MDA	2.00	0.300	5.66	9.23	15.17	Less Than MDA
13	A0304 01P02 #3	11/28/01	11:31:28	0.00	0.000	0.00	0.00	11.01	Less Than MDA	8.00	0.300	25.63	18.46	15.17	
14	A0304 01P02 #4	11/28/01	11:32:57	0.00	0.000	0.00	0.00	11.01	Less Than MDA	2.00	0.300	5.66	9.23	15.17	Less Than MDA
15	A0304 01P02 #5	11/28/01	11:34:26	0.00	0.000	0.00	0.00	11.01	Less Than MDA	1.00	0.300	2.33	6.53	15.17	Less Than MDA
16	A0304 01P03 #1	11/28/01	11:35:55	0.00	0.000	0.00	0.00	11.01	Less Than MDA	2.00	0.300	5.66	9.23	15.17	Less Than MDA
17	A0304 01P03 #2	11/28/01	11:37:24	0.00	0.000	0.00	0.00	11.01	Less Than MDA	6.00	0.300	18.97	15.97	15.17	
18	A0304 01P03 #3	11/28/01	11:38:53	1.00	0.000	4.06	7.96	11.01	Less Than MDA	12.00	0.300	37.95	22.70	15.17	
19	A0304 01P03 #4	11/28/01	11:40:22	0.00	0.000	0.00	0.00	11.01	Less Than MDA	8.00	0.300	25.63	18.46	15.17	
20	A0304 01P03 #5	11/28/01	11:41:51	0.00	0.000	0.00	0.00	11.01	Less Than MDA	1.00	0.300	2.33	6.53	15.17	Less Than MDA
21	A0304 01EQ5 #1	11/28/01	12:00:43	0.00	0.000	0.00	0.00	11.01	Less Than MDA	1.00	0.300	2.33	6.53	15.17	Less Than MDA
22	A0304 01EQ5 #2	11/28/01	12:02:12	0.00	0.000	0.00	0.00	11.01	Less Than MDA	1.00	0.300	2.33	6.53	15.17	Less Than MDA
23	A0304 01EQ5 #3	11/28/01	12:03:41	0.00	0.000	0.00	0.00	11.01	Less Than MDA	0.00	0.300	-1.00	0.00	15.17	Less Than MDA
24	A0304 01EQ5 #4	11/28/01	12:05:10	0.00	0.000	0.00	0.00	11.01	Less Than MDA	1.00	0.300	2.33	6.53	15.17	Less Than MDA
25	A0304 01EQ5 #5	11/28/01	12:06:39	0.00	0.000	0.00	0.00	11.01	Less Than MDA	0.00	0.300	-1.00	0.00	15.17	Less Than MDA
26	A0304 01EQ5 #6	11/28/01	12:08:08	0.00	0.000	0.00	0.00	11.01	Less Than MDA	0.00	0.300	-1.00	0.00	15.17	Less Than MDA
27	A0304 01EQ5 #7	11/28/01	12:09:37	0.00	0.000	0.00	0.00	11.01	Less Than MDA	1.00	0.300	2.33	6.53	15.17	Less Than MDA
28	A0304 01EQ5 #8	11/28/01	12:11:06	0.00	0.000	0.00	0.00	11.01	Less Than MDA	1.00	0.300	2.33	6.53	15.17	Less Than MDA
29	A0304 01EQ5 #9	11/28/01	12:12:35	0.00	0.000	0.00	0.00	11.01	Less Than MDA	0.00	0.300	-1.00	0.00	15.17	Less Than MDA
30	A0304 01EQ5 #10	11/28/01	12:14:04	1.00	0.000	4.06	7.96	11.01	Less Than MDA	0.00	0.300	-2.00	1.96	15.17	Less Than MDA
31	A0304 01EQ5 #11	11/28/01	12:15:33	0.00	0.000	0.00	0.00	11.01	Less Than MDA	0.00	0.300	-1.00	0.00	15.17	Less Than MDA
32	A0304 01EQ5 #12	11/28/01	12:17:02	0.00	0.000	0.00	0.00	11.01	Less Than MDA	2.00	0.300	5.66	9.23	15.17	Less Than MDA
33	A0304 01EQ5 #13	11/28/01	12:18:31	0.00	0.000	0.00	0.00	11.01	Less Than MDA	1.00	0.300	2.33	6.53	15.17	Less Than MDA
34	A0304 01EQ5 #14	11/28/01	12:20:00	0.00	0.000	0.00	0.00	11.01	Less Than MDA	1.00	0.300	2.33	6.53	15.17	Less Than MDA
35	A0304 01T07 #1	11/28/01	12:21:29	0.00	0.000	0.00	0.00	11.01	Less Than MDA	0.00	0.300	-1.00	0.00	15.17	Less Than MDA
36	A0304 01T07 #2	11/28/01	12:22:58	0.00	0.000	0.00	0.00	11.01	Less Than MDA	0.00	0.300	-1.00	0.00	15.17	Less Than MDA
37	A0304 01T07 #3	11/28/01	12:24:27	0.00	0.000	0.00	0.00	11.01	Less Than MDA	0.00	0.300	-1.00	0.00	15.17	Less Than MDA
38	A0304 01T07 #4	11/28/01	12:25:56	0.00	0.000	0.00	0.00	11.01	Less Than MDA	2.00	0.300	5.66	9.23	15.17	Less Than MDA
39	A0304 01T07 #5	11/28/01	12:27:25	0.00	0.000	0.00	0.00	11.01	Less Than MDA	1.00	0.300	2.33	6.53	15.17	Less Than MDA

REVIEWED BY [signature] DATE 11/29/01

Reviewed By: [signature] Date: 11/28/01

PIC Routines.xls

292

Section 6

Package 4
H-3 Removable Beta Contamination
Summary Data Table (including lab reports)

H-3 Removable Beta Contamination Summary Data Table PKG 04a

Carrier No.	CPM	Count Time (sec)	Sample Area (cm^2)	Surface	Row	Location	Beta Efficiency	Beta Background (cpm)	Activity ($dpm/100cm^2$)	Net Activity ($dpm/100cm^2$)	MDA ($dpm/100cm^2$)
1	43	60	100	01W01	A	00005	0.384	0.00	112	112	7
2	41	60	100	01W01	A	00077	0.368	0.00	111	111	7
3	43	60	100	01W01	B	00023	0.368	0.00	117	117	7
4	43	60	100	01W01	B	00046	0.359	0.00	120	120	8
5	32	60	100	01W02	A	00002	0.365	0.00	88	88	7
6	67	60	100	01W02	B	00004	0.350	0.00	192	192	8
7	21	60	100	01W03	A	00001	0.104	0.00	202	202	26
8	41	60	100	01W03	B	00005	0.222	0.00	185	185	12
9	41	60	100	01W04	A	00002	0.356	0.00	115	115	8
10	41	60	100	01W04	B	00004	0.362	0.00	113	113	7
11	47	60	100	01W05	A	00002	0.437	0.00	108	108	6
12	41	60	100	01W05	B	00004	0.420	0.00	98	98	6
13	38	60	100	01T01	ZZZZZ	00004	0.126	0.00	303	303	22
14	46	60	100	01T02	ZZZZZ	00003	0.222	0.00	208	208	12
15	33	60	100	01T03	ZZZZZ	00002	0.129	0.00	256	256	21
16	25	60	100	01T04	ZZZZZ	00001	0.121	0.00	207	207	22
17	45	60	100	01T05	ZZZZZ	00002	0.122	0.00	368	368	22
18	37	60	100	01T06	ZZZZZ	00005	0.359	0.00	103	103	8
19	46	60	100	01T06	ZZZZZ	00010	0.314	0.00	147	147	9
20	51	60	100	01T06	ZZZZZ	00015	0.371	0.00	137	137	7
21	42	60	100	01T06	ZZZZZ	00020	0.163	0.00	257	257	17
22	41	60	100	01T06	ZZZZZ	00025	0.141	0.00	291	291	19
23	36	60	100	01P01	ZZZZZ	00001	0.226	0.00	159	159	12
24	37	60	100	01P01	ZZZZZ	00002	0.082	0.00	452	452	33
25	29	60	100	01P02	ZZZZZ	00001	0.167	0.00	173	173	16
26	36	60	100	01P03	ZZZZZ	00001	0.156	0.00	232	232	17
27	38	60	100	01S01	ZZZZZ	00012	0.190	0.00	200	200	14
28	36	60	100	01S01	ZZZZZ	00018	0.275	0.00	131	131	10
29	25	60	100	01V01	ZZZZZ	00001	0.305	0.00	82	82	9
30	40	60	100	01V01	ZZZZZ	00011	0.159	0.00	251	251	17
1	15	60	100	03F01	A	00003	0.020	0.00	756	756	137
2	32	60	100	03F01	B	00005	0.021	0.00	1550	1550	131
3	29	60	100	03W01	A	00004	0.134	0.00	216	216	20
4	40	60	100	03W01	B	00007	0.109	0.00	369	369	25
5	37	60	100	03OH1	ZZZZZ	00004	0.205	0.00	180	180	13

H-3 Removable Beta Contamination Summary Data Table PKG 04a

Carrier No.	CPM	Count Time (sec)	Sample Area (cm^2)	Surface	Row	Location	Beta Efficiency	Beta Background (cpm)	Activity ($dpm/100cm^2$)	Net Activity ($dpm/100cm^2$)	MDA ($dpm/100cm^2$)
1	49	60	100	01F01	C	00008	12.240%	0.00	400	400	22
2	32	60	100	01F01	D	00020	11.610%	0.00	276	276	23
3	87	60	100	01F01	E	00009	5.227%	0.00	1664	1664	52
4	18	60	100	01F01	H	00015	13.570%	0.00	133	133	20
5	35	60	100	01F01	J	00025	15.370%	0.00	228	228	18
6	21	60	100	01F01	K	00002	12.560%	0.00	167	167	22
7	30	60	100	01F01	K	00012	11.760%	0.00	255	255	23
8	32	60	100	01F01	M	00019	11.000%	0.00	291	291	25
9	26	60	100	01F01	O	00003	10.270%	0.00	253	253	26
10	34	60	100	01F01	R	00015	11.300%	0.00	301	301	24
11	29	60	100	01F01	R	00023	9.450%	0.00	307	307	29
12	31	60	100	01F01	S	00010	6.530%	0.00	475	475	42
13	24	60	100	01F01	T	00005	8.305%	0.00	289	289	33
14	32	60	100	01F01	V	00013	9.856%	0.00	325	325	27
15	21	60	100	01F01	Y	00018	9.994%	0.00	210	210	27
16	29	60	100	01EQ5	ZZZZZ	00005	28.570%	0.00	102	102	9
17	27	60	100	01EQ5	ZZZZZ	00010	23.120%	0.00	117	117	12
18	31	60	100	01S02	ZZZZZ	00004	16.720%	0.00	185	185	16
19	39	60	100	01S02	ZZZZZ	00031	23.610%	0.00	165	165	11
20	40	60	100	01S03	ZZZZZ	00006	17.520%	0.00	228	228	15
21	37	60	100	01S03	ZZZZZ	00059	23.860%	0.00	155	155	11
22	34	60	100	01T07	ZZZZZ	00001	7.831%	0.00	434	434	35
23	24	60	100	01T07	ZZZZZ	00005	4.580%	0.00	524	524	59
24	23	60	100	01T08	ZZZZZ	00001	3.414%	0.00	674	674	79
25	38	60	100	01T08	ZZZZZ	00005	8.185%	0.00	464	464	33
1	49	60	100	02F01	A	00001	26.830%	0.00	183	183	10
2	67	60	100	02F01	B	00002	17.970%	0.00	373	373	15
3	51	60	100	02F01	B	00004	45.750%	0.00	111	111	6
4	325	60	100	02F01	C	00003	7.660%	0.00	4243	4243	35
13	47	60	100	02D01	ZZZZZ	00001	17.400%	0.00	270	270	16
25	56	60	100	02OH1	ZZZZZ	00002	56.240%	0.00	100	100	5
26	44	60	100	02OH1	ZZZZZ	00008	38.410%	0.00	115	115	7
37	41	60	100	02W01	A	00003	40.470%	0.00	101	101	7
38	37	60	100	02W01	B	00002	41.560%	0.00	89	89	7
49	114	60	100	02W02	A	00002	34.720%	0.00	328	328	8

H-3 Removable Beta Contamination Summary Data Table PKG 04a

Carrier No.	CPM	Count Time (sec)	Sample Area (cm^2)	Surface	Row	Location	Beta Efficiency	Beta Background (cpm)	Activity ($dpm/100cm^2$)	Net Activity ($dpm/100cm^2$)	MDA ($dpm/100cm^2$)
50	61	60	100	02W02	B	00004	26.540%	0.00	230	230	10
61	83	60	100	02W03	A	00003	18.170%	0.00	457	457	15
62	52	60	100	02W03	B	00001	29.730%	0.00	175	175	9
73	57	60	100	02W04	A	00001	31.520%	0.00	181	181	9
74	43	60	100	02W04	B	00003	36.040%	0.00	119	119	8
									# Measurements	75	
									Average	324	
									Maximum	4243	
									STD DEV	524	
									95% CL on Mean	461	

USER: 1 ID:SMEARS PRESET TIME: 1.00 TUE 26 JUN 2001 10:31
SAMPLE REPEAT: 1 CYCLE REPEAT: 1 SCR:N RS232:N
H#: 1 AQC:N QCF:N RCM:N 2 PHASE MONITOR:N
CHANNEL 1-LL: 0 UL: 400 2SIGMA: 2.00 BKG SUB: 0.00 BKG 2SIG: 0.00 LSR: 0
CHANNEL 2-LL: 0 UL: 670 2SIGMA: 2.00 BKG SUB: 0.00 BKG 2SIG: 0.00 LSR: 0
CHANNEL 3-LL: 0 UL:1000 2SIGMA: 2.00 BKG SUB: 0.00 BKG 2SIG: 0.00 LSR: 0

SINGLE LABEL DPM, SET UP ON SUN 24 JUN 2001 16:19
UNKNOWN ID:SMEARS UNKNOWN REPLICATES: 1
UNKNOWN NORM FACTOR:Q 1.00000 UNKNOWN UNITS:DPM
QUENCH MODE:H CALCULATE COEFF:N HALF LIFE(DAYS):N
QUENCH COEFF A: 4.328559 B:-0.0051270 C:-0.0000122 D:-0.0000000212
STANDARD ID:
QUENCH LIMITS LOW:90.00 HIGH:390.0

SAM	POS	CH	CPM	2SIG%	TIME	EL TIME	AVG H#	ERR
1	8- 1	1	43.00	30.50	1.00	1.31	103.0	
		2	67.00	24.43				
		3	89.00	21.20				
					%EFF:38.39	ISO1 DPM	:111.9984	
2	8- 2	1	41.00	31.23	1.00	2.80	108.0	
		2	71.00	23.74				
		3	104.00	19.61				
					%EFF:36.81	ISO1 DPM	:111.3757	
3	8- 3	1	43.00	30.50	1.00	4.28	108.0	
		2	72.00	23.57				
		3	100.00	20.00				
					%EFF:36.81	ISO1 DPM	:116.8087	
4	8- 4	1	43.00	30.50	1.00	5.77	111.0	
		2	71.00	23.74				
		3	95.00	20.52				
					%EFF:35.88	ISO1 DPM	:119.8472	
5	8- 5	1	32.00	35.36	1.00	7.25	109.0	
		2	51.00	28.01				
		3	81.00	22.22				
					%EFF:36.50	ISO1 DPM	:87.67159	
6	8- 6	1	67.00	24.43	1.00	8.73	114.0	
		2	89.00	21.20				
		3	119.00	18.33				
					%EFF:34.96	ISO1 DPM	:191.6630	
7	8- 7	1	21.00	43.64	1.00	10.20	223.0	
		2	45.00	29.81				
		3	73.00	23.41				
					%EFF:10.42	ISO1 DPM	:201.5928	
8	8- 8	1	41.00	31.23	1.00	11.68	161.0	
		2	69.00	24.08				
		3	90.00	21.08				
					%EFF:22.16	ISO1 DPM	:184.9975	
9	8- 9	1	41.00	31.23	1.00	13.17	112.0	
		2	64.00	25.00				
		3	92.00	20.85				
					%EFF:35.57	ISO1 DPM	:115.2646	

Performed By: [signature] Date: 6-26-01
Reviewed By: [signature] Date: 6/27/01

SAM	POS	CH	CPM	2SIG%	TIME	EL TIME	AVG	H#	ERR
10	8-10	1	41.00	31.23	1.00	14.65	110.0		
		2	79.00	22.50					
		3	120.00	18.26					
					%EFF:36.19	ISO1 DPM	:113.2945		
11	8-11	1	47.00	29.17	1.00	16.13	87.0		114
		2	72.00	23.57					
		3	97.00	20.31					
					%EFF:43.65	ISO1 DPM	:107.6738		
12	8-12	1	41.00	31.23	1.00	17.62	92.0		
		2	65.00	24.81					
		3	97.00	20.31					
					%EFF:41.98	ISO1 DPM	:97.67373		
13	7- 1	1	38.00	32.44	1.00	19.16	209.0		
		2	77.00	22.79					
		3	92.00	20.85					
					%EFF:12.56	ISO1 DPM	:302.5336		
14	7- 2	1	46.00	29.49	1.00	20.64	161.0		
		2	72.00	23.57					
		3	106.00	19.43					
					%EFF:22.16	ISO1 DPM	:207.5582		
15	7- 3	1	33.00	34.82	1.00	22.13	207.0		
		2	70.00	23.90					
		3	89.00	21.20					
					%EFF:12.89	ISO1 DPM	:256.0061		
	7- 4	1	25.00	40.00	1.00	23.62	212.0		
		2	68.00	24.25					
		3	79.00	22.50					
					%EFF:12.08	ISO1 DPM	:207.0005		
17	7- 5	1	45.00	29.81	1.00	25.11	211.0		
		2	79.00	22.50					
		3	86.00	21.57					
					%EFF:12.24	ISO1 DPM	:367.7423		
18	7- 6	1	37.00	32.88	1.00	26.58	111.0		
		2	66.00	24.62					
		3	91.00	20.97					
					%EFF:35.88	ISO1 DPM	:103.1243		
19	7- 7	1	46.00	29.49	1.00	28.07	126.0		
		2	71.00	23.74					
		3	95.00	20.52					
					%EFF:31.39	ISO1 DPM	:146.5470		
20	7- 8	1	51.00	28.01	1.00	29.56	107.0		
		2	79.00	22.50					
		3	105.00	19.52					
					%EFF:37.13	ISO1 DPM	:137.3703		
21	7- 9	1	42.00	30.86	1.00	31.04	188.0		
		2	82.00	22.09					
		3	96.00	20.41					
					%EFF:16.32	ISO1 DPM	:257.2941		
22	7-10	1	41.00	31.23	1.00	32.52	200.0		
		2	70.00	23.90					
		3	93.00	20.74					
					%EFF:14.09	ISO1 DPM	:290.9580		

Performed By: [signature] Date: 6-26-01

Reviewed By: [signature] Date: 6/27/01

Smpl	POS	CH	CPM	2SIG%	TIME	EL TIME	AVG H#	ERR
23	7-11	1	36.00	33.33	1.00	34.01	159.0	
		2	63.00	25.20				
		3	95.00	20.52				
					%EFF:22.64	ISO1 DPM	:159.0099	
24	7-12	1	37.00	32.88	1.00	35.50	240.0	
		2	75.00	23.09				
		3	90.00	21.08				
					%EFF:8.185	ISO1 DPM	:452.0543	
25	6- 1	1	29.00	37.14	1.00	37.04	186.0	
		2	65.00	24.81				
		3	79.00	22.50				
					%EFF:16.72	ISO1 DPM	:173.4721	
26	6- 2	1	36.00	33.33	1.00	38.52	192.0	
		2	70.00	23.90				
		3	94.00	20.63				
					%EFF:15.55	ISO1 DPM	:231.4373	
27	6- 3	1	38.00	32.44	1.00	40.01	175.0	
		2	78.00	22.65				
		3	98.00	20.20				
					%EFF:18.99	ISO1 DPM	:200.0703	
28	6- 4	1	36.00	33.33	1.00	41.48	140.0	
		2	63.00	25.20				
		3	89.00	21.20				
					%EFF:27.48	ISO1 DPM	:131.0008	
	6- 5	1	25.00	40.00	1.00	42.97	129.0	
		2	59.00	26.04				
		3	93.00	20.74				
					%EFF:30.53	ISO1 DPM	:81.89167	
30	6- 6	1	40.00	31.62	1.00	44.46	190.0	
		2	73.00	23.41				
		3	92.00	20.85				
					%EFF:15.94	ISO1 DPM	:250.9990	

Performed By: [signature] Date: 6-26-01

Reviewed By: [signature] Date: 6/27/01

USER: 1 ID:SMEARS PRESET TIME: 1.00 THU 19 JUL 2001 14:33
SAMPLE REPEAT: 1 CYCLE REPEAT: 1 SCR:N RS232:N
H#: 1 AQC:N QCF:N RCM:N 2 PHASE MONITOR:N
CHANNEL 1-LL: 0 UL: 400 2SIGMA: 2.00 BKG SUB: 0.00 BKG 2SIG: 0.00 LSR: 0
CHANNEL 2-LL: 0 UL: 670 2SIGMA: 2.00 BKG SUB: 0.00 BKG 2SIG: 0.00 LSR: 0
CHANNEL 3-LL: 0 UL:1000 2SIGMA: 2.00 BKG SUB: 0.00 BKG 2SIG: 0.00 LSR: 0

SINGLE LABEL DPM, SET UP ON SUN 24 JUN 2001 16:19
UNKNOWN ID:SMEARS UNKNOWN REPLICATES: 1
UNKNOWN NORM FACTOR:0 1.00000 UNKNOWN UNITS:DPM
QUENCH MODE:H CALCULATE COEFF:N HALF LIFE(DAYS):N
QUENCH COEFF A: 4.328559 B:-0.0051270 C:-0.0000122 D:-0.0000000212
STANDARD ID:
QUENCH LIMITS LOW:90.00 HIGH:390.0

SAM	POS	CH	CPM	2SIG%	TIME	EL TIME	AVG H#	ERR
1	8- 1	1	15.00	51.64	1.00	1.31	323.0	
		2	35.00	33.81				
		3	45.00	29.51				
					%EFF:1.984	ISO1 DPM	:755.8969	
2	8- 2	1	32.00	35.36	1.00	2.79	321.0	
		2	65.00	24.81				
		3	77.00	22.79				
					%EFF:2.064	ISO1 DPM	:1550.660	
	8- 3	1	29.00	37.14	1.00	4.27	204.0	
		2	67.00	24.43				
		3	83.00	21.95				
					%EFF:13.40	ISO1 DPM	:216.4830	
4	8- 4	1	40.00	31.62	1.00	5.76	220.0	
		2	82.00	22.09				
		3	91.00	20.77				
					%EFF:10.85	ISO1 DPM	:368.5787	
5	8- 5	1	37.00	32.88	1.00	7.24	168.0	
		2	73.00	23.41				
		3	95.00	20.52				
					%EFF:20.54	ISO1 DPM	:180.1380	

Performed By: [signature] Date: 7/19/01
Reviewed By: [signature] Date: 7/19/01

USER: 1 ID:SMEARS PRESET TIME: 1.00 TUE 31 JUL 2001 16:26
SAMPLE REPEAT: 1 CYCLE REPEAT: 1 SCR:N RS232:N
H#: 1 AQC:N QCF:N RCM:N 2 PHASE MONITOR:N
CHANNEL 1-LL: 0 UL: 400 2SIGMA: 2.00 BKG SUB: 0.00 BKG 2SIG: 0.00 LSR: 0
CHANNEL 2-LL: 0 UL: 670 2SIGMA: 2.00 BKG SUB: 0.00 BKG 2SIG: 0.00 LSR: 0
CHANNEL 3-LL: 0 UL:1000 2SIGMA: 2.00 BKG SUB: 0.00 BKG 2SIG: 0.00 LSR: 0

SINGLE LABEL DPM, SET UP ON SUN 24 JUN 2001 16:19
UNKNOWN ID:SMEARS UNKNOWN REPLICATES: 1
UNKNOWN NORM FACTOR:Q 1.00000 UNKNOWN UNITS:DPM
QUENCH MODE:H CALCULATE COEFF:N HALF LIFE(DAYS):N
QUENCH COEFF A: 4.328559 B:-0.0051270 C:-0.0000122 D:-0.0000000212
STANDARD ID:
QUENCH LIMITS LOW:90.00 HIGH:390.0

SAM	POS	CH	CPM	2SIG%	TIME	EL TIME	AVG H#	ERR
1	8- 1	1	49.00	28.57	1.00	1.31	211.0	
		2	85.00	21.69				
		3	106.00	19.43				
					%EFF:12.24	ISO1 DPM	:400.4305	
2	8- 2	1	32.00	35.36	1.00	2.80	215.0	
		2	64.00	25.00				
		3	84.00	21.82				
					%EFF:11.61	ISO1 DPM	:275.6954	
	8- 3	1	87.00	21.44	1.00	4.30	269.0	
		2	115.00	18.65				
		3	135.00	17.21				
					%EFF:5.227	ISO1 DPM	:1664.276	
4	8- 4	1	18.00	47.14	1.00	5.78	203.0	
		2	49.00	28.57				
		3	64.00	25.00				
					%EFF:13.57	ISO1 DPM	:132.6699	
5	8- 5	1	35.00	33.81	1.00	7.27	193.0	
		2	69.00	24.08				
		3	91.00	20.97				
					%EFF:15.37	ISO1 DPM	:227.7643	
6	8- 6	1	21.00	43.64	1.00	8.75	209.0	
		2	57.00	26.49				
		3	74.00	23.25				
					%EFF:12.56	ISO1 DPM	:167.1896	
7	8- 7	1	30.00	36.51	1.00	10.23	214.0	
		2	63.00	25.20				
		3	78.00	22.65				
					%EFF:11.76	ISO1 DPM	:255.0509	
8	8- 8	1	32.00	35.36	1.00	11.72	219.0	
		2	57.00	26.49				
		3	78.00	22.65				
					%EFF:11.00	ISO1 DPM	:290.8949	
9	8- 9	1	26.00	39.22	1.00	13.20	224.0	
		2	56.00	26.73				
		3	78.00	22.65				
					%EFF:10.27	ISO1 DPM	:253.0492	

Performed By: [signature] Date: 7/31/01
Reviewed By: [signature] Date: 8/6/01

SAM	POS	CH	CPM	2SIG%	TIME	EL TIME	AVG H#	ERR
10	8-10	1	34.00	34.30	1.00	14.68	217.0	
		2	69.00	24.08				
		3	87.00	21.44				
					%EFF:	11.30	ISO1 DPM	:300.8609
11	8-11	1	29.00	37.14	1.00	16.18	230.0	
		2	58.00	26.26				
		3	68.00	24.25				
					%EFF:	9.450	ISO1 DPM	:306.8729
12	8-12	1	31.00	35.92	1.00	17.67	255.0	
		2	69.00	24.08				
		3	86.00	21.57				
					%EFF:	6.530	ISO1 DPM	:474.7648
13	6- 1	1	24.00	40.82	1.00	19.21	239.0	
		2	61.00	25.61				
		3	72.00	23.57				
					%EFF:	8.305	ISO1 DPM	:288.9696
14	6- 2	1	32.00	35.36	1.00	20.68	227.0	
		2	65.00	24.81				
		3	78.00	22.65				
					%EFF:	9.856	ISO1 DPM	:324.6704
15	6- 3	1	21.00	43.64	1.00	22.16	226.0	
		2	59.00	26.04				
		3	76.00	22.94				
					%EFF:	9.994	ISO1 DPM	:210.1199
16	6- 4	1	29.00	37.14	1.00	23.65	136.0	
		2	54.00	27.22				
		3	81.00	22.22				
					%EFF:	28.57	ISO1 DPM	:101.5096
17	6- 5	1	27.00	38.49	1.00	25.13	157.0	
		2	56.00	26.73				
		3	75.00	23.09				
					%EFF:	23.12	ISO1 DPM	:116.7625
18	6- 6	1	31.00	35.92	1.00	26.61	186.0	
		2	64.00	25.00				
		3	89.00	21.20				
					%EFF:	16.72	ISO1 DPM	:185.4357
19	6- 7	1	39.00	32.03	1.00	28.09	155.0	
		2	69.00	24.08				
		3	97.00	20.31				
					%EFF:	23.61	ISO1 DPM	:165.1600
20	6- 8	1	40.00	31.62	1.00	29.57	182.0	
		2	70.00	23.90				
		3	102.00	19.80				
					%EFF:	17.52	ISO1 DPM	:228.2688
21	6- 9	1	37.00	32.88	1.00	31.07	154.0	
		2	80.00	22.36				
		3	104.00	19.61				
					%EFF:	23.86	ISO1 DPM	:155.0663
22	6-10	1	34.00	34.30	1.00	32.54	243.0	
		2	71.00	23.74				
		3	87.00	21.44				
					%EFF:	7.831	ISO1 DPM	:434.1691

Performed By: _____ Date: 7/31/01

Reviewed By: _____ Date: 8/6/01

SAM	POS	CH	CPM	2SIG%	TIME	EL TIME	AVG H#	ERR
23	6-11	1	24.00	40.82	1.00	34.13	277.0	
		2	58.00	26.26				
		3	69.00	24.08				
					%EFF:4.580	ISO1 DPM	:524.0147	
24	6-12	1	23.00	41.70	1.00	35.62	294.0	
		2	55.00	26.97				
		3	70.00	23.90				
					%EFF:3.414	ISO1 DPM	:673.6459	
25	3- 1	1	38.00	32.44	1.00	37.16	240.0	
		2	58.00	26.26				
		3	68.00	24.25				
					%EFF:8.185	ISO1 DPM	:464.2720	

Performed By: [signature] Date: 7/31/01

Reviewed By: [signature] Date: 8/6/01

PKG 04

USER: 4 ID:SMEARS PRESET TIME: 1.00 TUE 19 JUN 2001 11:10
SAMPLE REPEAT: 1 CYCLE REPEAT: 1 SCR:N RS232:N
H#: 1 ADC:N DCF:N RCM:N 2 PHASE MONITOR:N
CHANNEL 1-LL: 0 UL: 400 2SIGMA: 2.00 BKG SUB: 0.00 BKG 2SIG: 0.00 LSR: 0
CHANNEL 2-LL: 0 UL: 670 2SIGMA: 2.00 BKG SUB: 0.00 BKG 2SIG: 0.00 LSR: 0
CHANNEL 3-LL: 0 UL:1000 2SIGMA: 2.00 BKG SUB: 0.00 BKG 2SIG: 0.00 LSR: 0

SINGLE LABEL DPM, SET UP ON TUE 01 MAY 2000 09:55
UNKNOWN ID: UNKNOWN REPLICATES: 1
UNKNOWN NORM FACTOR:Q 1.00000 UNKNOWN UNITS:DPM
QUENCH MODE:H CALCULATE COEFF:N HALF LIFE(DAYS): 4506.000
QUENCH COEFF A: 5.844260 B:-0.0297871 C:0.00011449 D:-0.0000002290
STANDARD ID:
QUENCH LIMITS LOW:110.0 HIGH:316.0

SAM	POS	CH	LOC.	CPM	2SIG%	TIME	EL TIME	AVG H#		ERR
1	2- 1	1	A1	49.00	28.57	1.00	1.31	140.0		
		2		78.00	22.65					
		3		104.00	19.61					
				%EFF:26.83 ISO1 DPM					:182.5988	02F01
2	2- 2	1	~~A1~~ 02 11-5-01	67.00	24.43	1.00	2.81	177.0		
		2	B2	106.00	19.43					
		3		122.00	18.11					
				%EFF:17.97 ISO1 DPM					:372.7551	
	2- 3	1		51.00	28.01	1.00	4.30	97.0		114
		2	B4	76.00	22.94					
		3		112.00	18.90					
				%EFF:45.75 ISO1 DPM					:111.4800	
4	2- 4	1		325.00	11.09	1.00	5.83	246.0		
		2	C3	362.00	10.51					
		3		375.00	10.33					
				%EFF:7.660 ISO1 DPM					:4242.861	
13	6- 1	1		47.00	29.17	1.00	7.48	180.0		
		2	1	72.00	23.57					
		3		103.00	19.71					
				%EFF:17.40 ISO1 DPM					:270.0976	02D01
25	7- 1	1	02 11-5-01	56.00	26.73	1.00	9.17	83.0		114
		2		88.00	21.32					
		3	~~8~~ 2	113.00	18.81					
				%EFF:56.24 ISO1 DPM					:99.56502	020H1
26	7- 2	1		44.00	30.15	1.00	10.66	110.0		
		2	8	74.00	23.25					
		3		105.00	19.52					
				%EFF:38.41 ISO1 DPM					:114.5655	
37	3- 1	1		41.00	31.23	1.00	12.33	106.0		114
		2		70.00	23.90					
		3	A3	100.00	20.00					
				%EFF:40.47 ISO1 DPM					:101.3164	02W01
38	3- 2	1		37.00	32.88	1.00	13.82	104.0		114
		2	B2	65.00	24.81					
		3		99.00	20.10					
				%EFF:41.56 ISO1 DPM					:89.02811	

PERFORMED BY J. Nelson DATE 11-5-01

REVIEWED BY [signature] DATE 11-5-01

20c

SAM	POS	CH		CPM	2SIG%	TIME	EL TIME	AVG H#		ERR
49	8- 1	1		114.00	18.73	1.00	15.49	118.0		
		2	A2	180.00	14.91					
		3		217.00	13.58					
						%EFF:34.72	ISO1 DPM		:328.3524	02W02
50	8- 2	1		61.00	25.61	1.00	16.98	141.0		
		2	B4	90.00	21.08					
		3		121.00	18.16					
						%EFF:26.54	ISO1 DPM		:229.8725	
61	9- 1	1		83.00	21.95	1.00	18.64	176.0		
		2	A3	129.00	17.61					
		3		158.00	15.91					
						%EFF:18.17	ISO1 DPM		:456.8212	02W03
62	9- 2	1		52.00	27.74	1.00	20.13	131.0		
		2	B1	95.00	20.52					
		3		123.00	18.03					
						%EFF:29.73	ISO1 DPM		:174.9172	
73	4- 1	1		57.00	26.49	1.00	21.81	126.0		
		2	A1	106.00	19.43					
		3		139.00	16.96					
						%EFF:31.52	ISO1 DPM		:180.8338	02W04
74	4- 2	1		43.00	30.50	1.00	23.29	115.0		
		2	B3	77.00	22.79					
		3		106.00	19.43					
						%EFF:36.04	ISO1 DPM		:119.3160	

PERFORMED BY J. Nelson DATE 11-5-01

REVIEWED BY [illegible] DATE 11-5-01

Georgia Institute of Technology
Research Reactor

Final Survey Package 5

Reactor Building 1st Floor Above 2 Meters

TABLE OF CONTENTS

Section 1 - Survey Package 5 Worksheet for the 1st Floor Above 2 Meters 3

Section 2 - Package 5 1st Floor Areas Above 2 Meters Drawing 8

Section 3 - Package 5 1st Floor Overhead Data Summary Table (including download reports).....10

Section 4 - Package 5 Removable Beta Contamination (including lab reports)..... 52A

Section 5 - Package 5 H-3 Removable Beta Contamination Summary Data Table (including lab reports).....58

Section 1

Survey Package 5 Worksheet for the 1st Floor Above 2 Meters

Duratek Inc.
Survey Package Worksheet for 1st Floor Above 2 Meters
Georgia Institute of Technology Research Reactor

Package Identification No.: **05**	Prepared by: Paul Jones
Location: 1st Floor Above 2 Meters	Date prepared: 06/5/2001
Area Classification: Non-Suspect Affected	

Area Description

The survey area consists of wall areas from 2 meters vertically ~12' until the bottom of the catwalk of the 2nd floor (includes bottom of the catwalk).

Historical Information

No decontamination was required in this area.

General Survey Instructions

Overhead (Non-Suspect Affected):

1) Perform a minimum of 10% scan of accessible surfaces. The surface scanned should be biased towards surfaces with a higher potential of being contaminated, (i.e. tops of lamps and other tops of horizontal surfaces).
2) Obtain 1 direct beta measurement in the overhead for each 20 square meters of surface (See Special Instructions for the minimum number of readings required). Denote on map location of all readings
3) Obtain 1 smear at each measurement location for gross alpha/beta analysis.
4) Obtain required smears for H-3 analysis(See Special Instructions for the minimum number of smears required). Denote on map location of all smears.

Use only the Package ID, L2, L7 and L8 codes when labeling smears for counting.

Use all location codes provided below when taken fixed beta readings.

Survey Pa 5 : X continued
RA 7/17/01

Special Instructions
Source check meters to Tc-99 for beta measurements.
Use gas flow proportional detector model numbers 43-68 and 43-106 for surveys.
Perform a minimum of two 10-minute backgrounds on each surface to be surveyed.
Verify that the MDA is less than 600 dpm/100cm2 for fixed beta measurements after taking initial field background.
The direct beta measurements and smears should be taken equidistant throughout the survey area.

Survey performance (Initial and date as each survey is complete)

Location Code					General Description	Beta Scan	Direct Beta	1 meter Gamma	Smear Gross α/β	LS Smear
L1	L2	L6	L7	L8						
Georgia Tech Research Reactor 2nd Floor Lower Walls and Floor										
A0305	01OH1	B0001	ZZZZZ	1 thru 30	Outer wall from 2 meters to bottom of the 2nd floor walkway.	RA2 6-28-01	(30) BSK 6-28-01	N/A	(30) RA2 6-28-01	(20) RA2 6-28-01
A0305	01OH2	B0001	ZZZZZ	1 thru 20	Outside of biomedical room from 2 meters to bottom of the 2nd floor walkway.	RA2 6-28-01	(20) BSK 6-28-01	N/A	(20) RA2 6-28-01	(10) RA2 6-28-01
					A					
				N						

Survey performance (Initial and date as [illegible]urvey is complete)

Location Code					General Description	Beta Scan	Direct Beta	1 meter Gamma	Smear Gross α/β	LS Smear
L1	L2	L6	L7	L8						
Georgia Tech Research Reactor 2nd Floor Lower Walls and Floor										
						A				
					N					

006

Package Review	
Date Package Completed	5/27/02
Package Reviewed by and Date	Paul A Jones 5/27/02

Survey Comments

Section 2

Package 5
1st Floor Areas Above 2 Meters Drawing

GEORGIA TECH RESEARCH REACTOR BUILDING FIRST FLOOR AREAS ABOVE 2 METERS PACKAGE 05 (A0305)

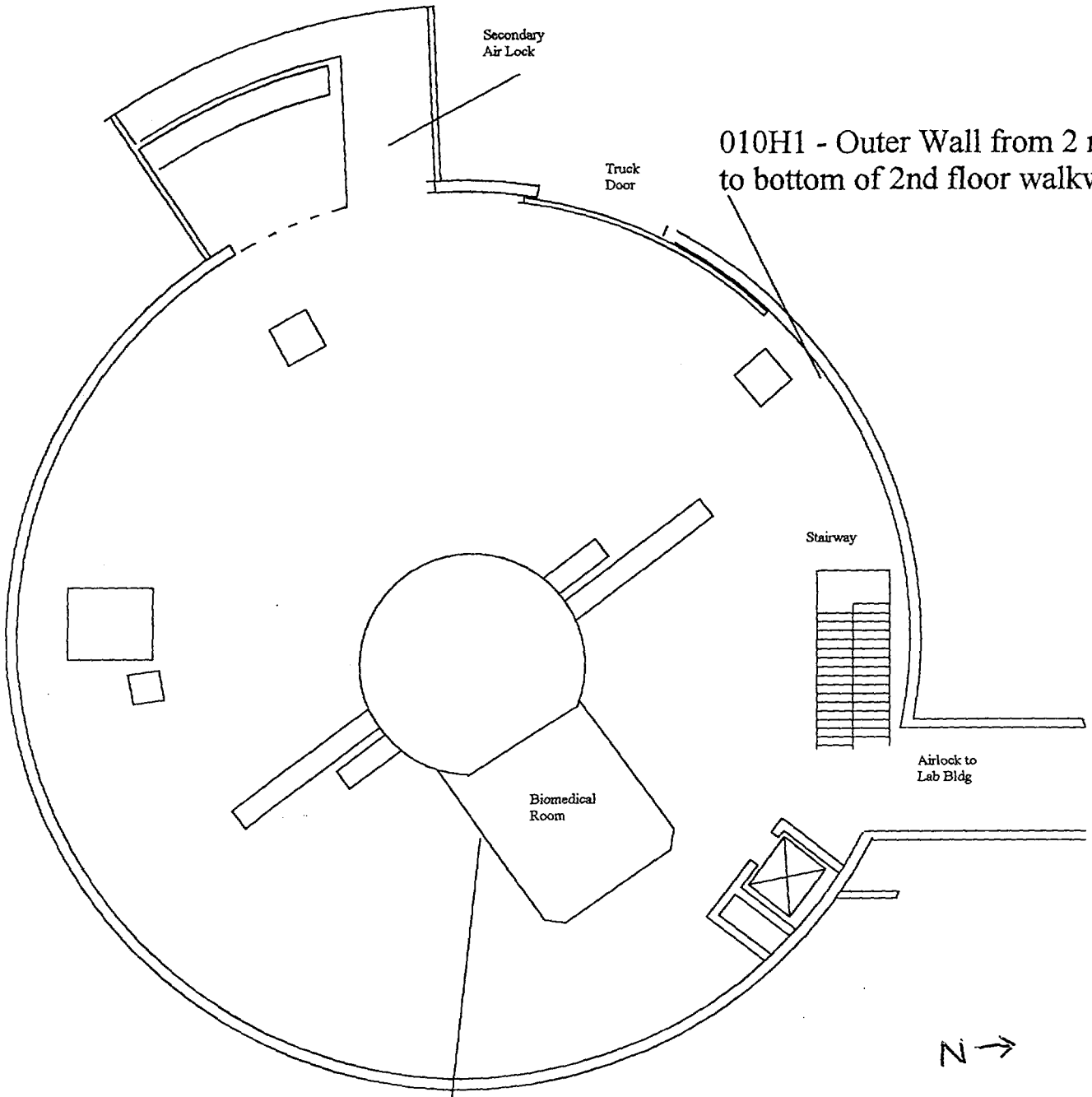

010H2 - Outside of biomedical room from 2 meters to bottom of 2nd floor walkway.

Section 3

Package 5
1st Floor Overhead Data Summary Table
(including download reports)

File 147_File 141 1st Floor Overhead Data Summary Table

Desc.	File	Sample Number	Gross Counts	Count Time (sec)	Material Type	Detector Area (cm^2)	Surface	Count Type	Row	Location	Efficiency	Background (cpm)	Activity ($dpm/100cm^2$)	Natural Background ($dpm/100cm^2$)	Net Activity ($dpm/100cm^2$)	MDA ($dpm/100cm^2$)	
1st Floor	141	175	176	20	B0001	126	010H1	FLDCT	ZZZZZ	00001	0.218	460	248	346	-98	526	
Above 2 Meters	141	176	189	20	B0001	126	010H1	FLDCT	ZZZZZ	00002	0.218	460	390	346	44	526	
	141	177	194	20	B0001	126	010H1	FLDCT	ZZZZZ	00003	0.218	460	444	346	98	526	
	141	178	178	20	B0001	126	010H1	FLDCT	ZZZZZ	00004	0.218	460	269	346	-77	526	
	141	179	181	20	B0001	126	010H1	FLDCT	ZZZZZ	00005	0.218	460	302	346	-44	526	
	141	180	178	20	B0001	126	010H1	FLDCT	ZZZZZ	00006	0.218	460	269	346	-77	526	
	141	181	174	20	B0001	126	010H1	FLDCT	ZZZZZ	00007	0.218	460	226	346	-120	526	
	141	182	261	20	B0001	126	010H1	FLDCT	ZZZZZ	00008	0.218	460	1176	346	830	526	*
	141	183	187	20	B0001	126	010H1	FLDCT	ZZZZZ	00009	0.218	460	368	346	22	526	
	141	184	187	20	B0001	126	010H1	FLDCT	ZZZZZ	00010	0.218	460	368	346	22	526	
	141	185	157	20	B0001	126	010H1	FLDCT	ZZZZZ	00011	0.218	460	40	346	-306	526	
	141	186	159	20	B0001	126	010H1	FLDCT	ZZZZZ	00012	0.218	460	62	346	-284	526	
	141	187	176	20	B0001	126	010H1	FLDCT	ZZZZZ	00013	0.218	460	248	346	-98	526	
	141	188	178	20	B0001	126	010H1	FLDCT	ZZZZZ	00014	0.218	460	269	346	-77	526	
	141	189	200	20	B0001	126	010H1	FLDCT	ZZZZZ	00015	0.218	460	510	346	164	526	
	141	190	201	20	B0001	126	010H1	FLDCT	ZZZZZ	00016	0.218	460	521	346	175	526	
	141	191	173	20	B0001	126	010H1	FLDCT	ZZZZZ	00017	0.218	460	215	346	-131	526	
	141	192	168	20	B0001	126	010H1	FLDCT	ZZZZZ	00018	0.218	460	160	346	-186	526	
	141	193	189	20	B0001	126	010H1	FLDCT	ZZZZZ	00019	0.218	460	390	346	44	526	
	141	194	183	20	B0001	126	010H1	FLDCT	ZZZZZ	00020	0.218	460	324	346	-22	526	
	147	17	184	20	B0001	126	010H1	FLDCT	ZZZZZ	00021	0.212	443	407	346	61	532	
	147	18	231	20	B0001	126	010H1	FLDCT	ZZZZZ	00022	0.212	443	935	346	589	532	
	147	19	177	20	B0001	126	010H1	FLDCT	ZZZZZ	00023	0.212	443	328	346	-18	532	
	147	20	175	20	B0001	126	010H1	FLDCT	ZZZZZ	00024	0.212	443	306	346	-40	532	
	147	21	169	20	B0001	126	010H1	FLDCT	ZZZZZ	00025	0.212	443	238	346	-108	532	
	147	22	178	20	B0001	126	010H1	FLDCT	ZZZZZ	00026	0.212	443	340	346	-6	532	
	147	23	181	20	B0001	126	010H1	FLDCT	ZZZZZ	00027	0.212	443	373	346	27	532	
	147	24	175	20	B0001	126	010H1	FLDCT	ZZZZZ	00028	0.212	443	306	346	-40	532	
	147	25	185	20	B0001	126	010H1	FLDCT	ZZZZZ	00029	0.212	443	418	346	72	532	
	147	26	190	20	B0001	126	010H1	FLDCT	ZZZZZ	00030	0.212	443	474	346	128	532	
	141	195	129	20	B0001	126	010H2	FLDCT	ZZZZZ	00001	0.218	461	-269	346	-615	527	
	141	196	173	20	B0001	126	010H2	FLDCT	ZZZZZ	00002	0.218	461	211	346	-135	527	
	141	197	207	20	B0001	126	010H2	FLDCT	ZZZZZ	00003	0.218	461	582	346	236	527	
	141	198	192	20	B0001	126	010H2	FLDCT	ZZZZZ	00004	0.218	461	419	346	73	527	
	141	199	206	20	B0001	126	010H2	FLDCT	ZZZZZ	00005	0.218	461	572	346	226	527	
	141	200	205	20	B0001	126	010H2	FLDCT	ZZZZZ	00006	0.218	461	561	346	215	527	
	141	201	192	20	B0001	126	010H2	FLDCT	ZZZZZ	00007	0.218	461	419	346	73	527	
	141	202	193	20	B0001	126	010H2	FLDCT	ZZZZZ	00008	0.218	461	430	346	84	527	
	141	203	175	20	B0001	126	010H2	FLDCT	ZZZZZ	00009	0.218	461	233	346	-113	527	
	141	204	210	20	B0001	126	010H2	FLDCT	ZZZZZ	00010	0.218	461	615	346	269	527	
	147	5	129	20	B0001	126	010H2	FLDCT	ZZZZZ	00011	0.212	308	296	346	-50	464	
	147	6	170	20	B0001	126	010H2	FLDCT	ZZZZZ	00012	0.212	308	757	346	411	464	
	147	7	121	20	B0001	126	010H2	FLDCT	ZZZZZ	00013	0.212	308	207	346	-139	464	
	147	8	181	20	B0001	126	010H2	FLDCT	ZZZZZ	00014	0.212	308	881	346	535	464	
	147	9	180	20	B0001	126	010H2	FLDCT	ZZZZZ	00015	0.212	308	869	346	523	464	
	147	10	197	20	B0001	126	010H2	FLDCT	ZZZZZ	00016	0.212	308	1060	346	714	464	*
	147	11	117	20	B0001	126	010H2	FLDCT	ZZZZZ	00017	0.212	308	162	346	-184	464	
	147	12	158	20	B0001	126	010H2	FLDCT	ZZZZZ	00018	0.212	308	622	346	276	464	
	147	14	111	20	B9999	126	010H2	FLDCT	ZZZZZ	00019	0.212	271	232	0	232	387	

011

Desc.	File	Sample Number	Gross Counts	Count Time (sec)	Material Type	Detector Area (cm^2)	Surface	Count Type	Row	Location	Efficiency	Background (cpm)	Activity ($dpm/100cm^2$)	Natural Background ($dpm/100cm^2$)	Net Activity ($dpm/100cm^2$)	MDA ($dpm/100cm^2$)
	147	15	90	20	B9999	126	010H2	FLDCT	ZZZZZ	00020	0.212	271	-4	0	-4	387
														# Measurements	50	
														Average	63	
														Maximum	830	
														STD DEV	257	
														95% CL on Mean	139	

* See attached investigative survey for elevated reading evaluation.

1st floor Walls Above 2 Meters

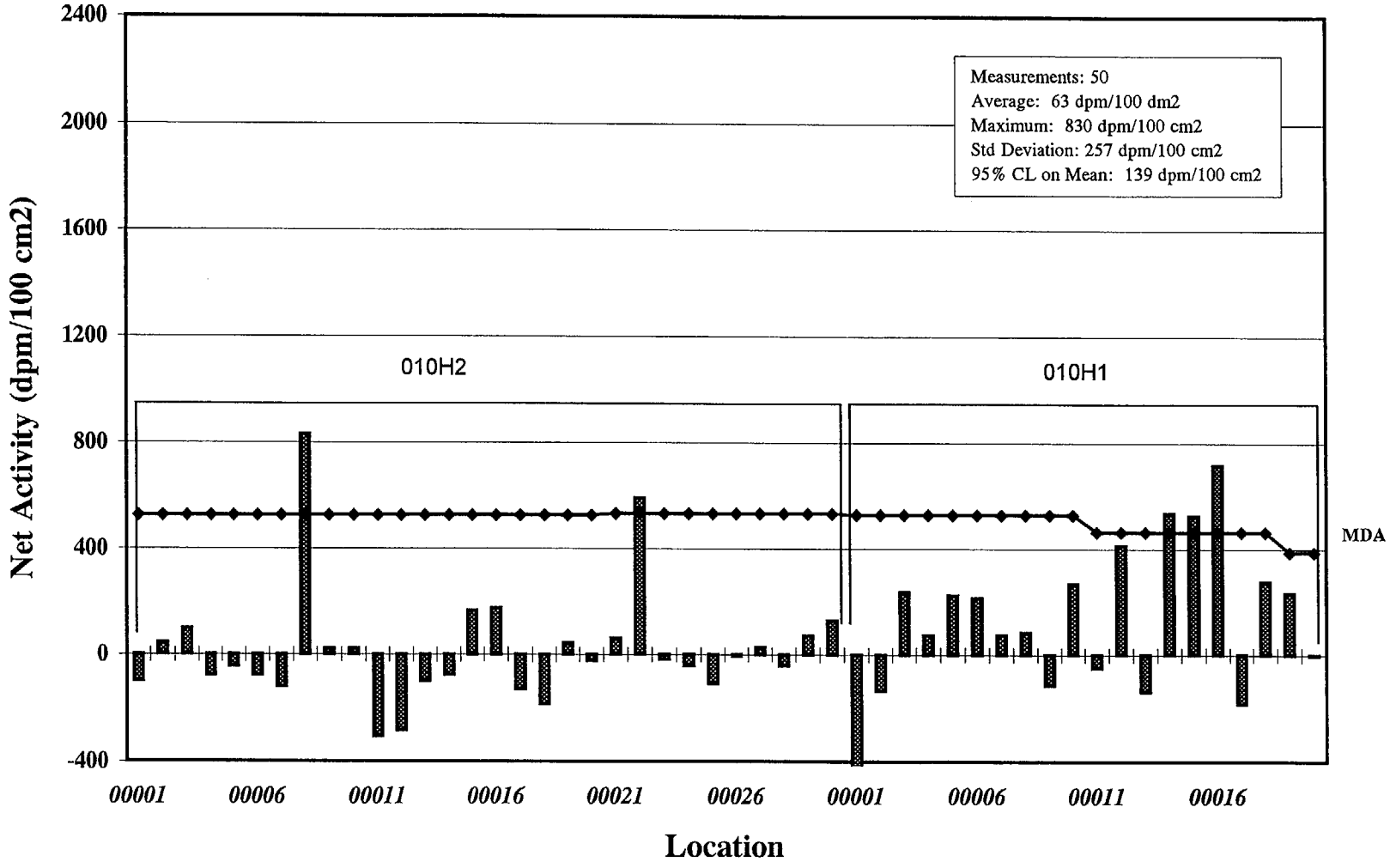

013

The "net activity" (dpm/100 cm^2) presented on the following download report is raw data. It has not been corrected, if required, for the natural radioactivity that may be present in materials of construction. In addition the background used to correct for ambient exposure rates, instrument noise, etc. may need to be adjusted if more than one surface type was included in the download.

See the enclosed spreadsheets for the corrected results.

File #147

ATTACHMENT 6.14
SURVEY DOWNLOAD DATA SHEET

015

wnload Technician: Print Name: Betty S. Kjos Signature: BS Kjos Station: 2 File: 147
Serial No. Verification: Model 2350: ☑ Detector: ☑ Problems: ☐ (See Comments)

Survey Technician(s):
Print Name: Betty S. Kjos User ID BSK0490 Signature: BS Kjos Date: 6-25-01
Print Name: Robert A. Leigh User ID RAL 1703 Signature: Robert A. Leigh Date: 6-27-01

Survey Unit Description: A0305, Walls Above 2 Meters (31-50)
(Example: Survey Package + description i.e. D16, Building 43, Area 09, Room 100, Floor - Grid Locations A1 through A7)

Instrument Model and Serial No.: Model 2350 ☐ Model 2350-1 ☑: 129429

Instrument and Detector Calibration Due Dates: Survey Meter: 12-6-01 Detector: 12-6-01

Type Of Survey: ☑ Term Survey ☐ Characterization ☐ Information Only
☐ Other (explain):

Type of Measurement	Detector Serial Number	Detector Model Number	Detector Efficiency	Source Mean BKG Value	Pre & Post Use Info	
					Pre File No.	Post File No.
☐ Beta β		43-106B				
☑ Beta β	091050	43-68B	.212	5332 / 403	147	147
☐ Alpha α		43-68A				
☐ Gamma γ		44-2	N/A			

Local Area Background Measurements (01042-B0001, 01042-B9999, 01OH1) MEAN Value in cpm

β Beta	1 3078	2 2789	3 2638	4 4433	5	6	323
α Alpha	1	2	3	4	5	6	

COMMENTS: 01OH2-B9999 average cpm = 271

GTS DURATEK RADIOLOGICAL ENGINEERING & FIELD SERVICES

GEORGIA INSTITUTE OF TECHNOLOGY

Direct Beta Survey Report, dpm/100 cm2

File Number: 147	Survey Description: A0305: RX BLDG. 1ST FLR. > 2 METERS (31-50)		
Survey Reason: TERMINATION	User ID: BSK0490	Technician name: B.S. Kjos	
Instrument Model: 2350-1	S/N: 129429	Calibration Due: 12/06/01	Group: 2
Detector Model: 43-68B	Detector S/N: 091050	Type: 126 cm2 Gas Proportional Detector, Beta Window	
Background: 323 cpm	Beta Efficiency: .212		Survey Date: 6/25/01

Pre and Post source checks are included on this download: Yes ✓ No ___
If No is answered, then list the Download Files which include the Pre and Post source checks.
Pre File #: _____ Post File #: _____

Technician Review:

I have reveiwed this cover sheet and 2 pages of the report, Ø pages of comments, and 1 graph.

I performed this survey: R.A. LEIGH (Print name) / R.A. Leigh (Signature) Date: 7-2-01

and,

I performed this survey: Betty S. Kjos (Print name) / Betty S. Kjos (Signature) Date: 7-2-01

Corrections and Reasons:

Comment Resolution:

Survey Reviewed and Approved by: PAUL JONES (Print name) / Paul A. Jones (Signature) Date: 7/2/01

Survey Date: 6/25/01 Report Date: 7/02/01 Page: 1
File: 147 Station: 2

Comments

Survey Code	L1	L2	L3	L4	Setup Number 0
	A0305	010H1	TAT01	02200	Det Cal Due: 12/06/01

L5 CntTy	L6 BkgSu	L7 Grid	L8 LocNm	Sample Number	Count Time	Gross Counts	Net dpm/100cm2	H i
FLDBK	B0001	ZZZZZ	00000	27	600	4433	450	
						Group Average:	450	
FLDCT	B0001	ZZZZZ	00021	17	20	184	857	*
FLDCT	B0001	ZZZZZ	00022	18	20	231	1385	*
FLDCT	B0001	ZZZZZ	00023	19	20	177	779	*
FLDCT	B0001	ZZZZZ	00024	20	20	175	756	*
FLDCT	B0001	ZZZZZ	00025	21	20	169	689	*
FLDCT	B0001	ZZZZZ	00026	22	20	178	790	*
FLDCT	B0001	ZZZZZ	00027	23	20	181	824	*
FLDCT	B0001	ZZZZZ	00028	24	20	175	756	*
FLDCT	B0001	ZZZZZ	00029	25	20	185	869	*
FLDCT	B0001	ZZZZZ	00030	26	20	190	925	*
						Group Average:	863	

Survey Code	L1	L2	L3	L4	Setup Number 0
	A0305	010H2	TAT01	02200	Det Cal Due: 12/06/01

L5 CntTy	L6 BkgSu	L7 Grid	L8 LocNm	Sample Number	Count Time	Gross Counts	Net dpm/100cm2	H i
LDBK	B0001	ZZZZZ	00000	4	600	3078	-57	
LDBK	B9999	ZZZZZ	00000	13	600	2789	-165	
FLDBK	B9999	ZZZZZ	00000	16	600	2638	-222	
						Group Average:	-148	
FLDCT	B0001	ZZZZZ	00011	5	20	129	240	
FLDCT	B0001	ZZZZZ	00012	6	20	170	700	*
FLDCT	B0001	ZZZZZ	00013	7	20	121	150	
FLDCT	B0001	ZZZZZ	00014	8	20	181	824	*
FLDCT	B0001	ZZZZZ	00015	9	20	180	812	*
FLDCT	B0001	ZZZZZ	00016	10	20	197	1003	*
FLDCT	B0001	ZZZZZ	00017	11	20	117	105	
FLDCT	B0001	ZZZZZ	00018	12	20	158	565	
FLDCT	B9999	ZZZZZ	00019	14	20	111	37	
FLDCT	B9999	ZZZZZ	00020	15	20	90	-198	
						Group Average:	424	

Survey Code	L1	L2	L3	L4	Setup Number 0
	ZZZZZ	EZ260	TAT01	02200	Det Cal Due: 12/06/01

L5 CntTy	L6 BkgSu	L7 Grid	L8 LocNm	Sample Number	Count Time	Gross Counts	Net dpm/100cm2	H i
PRB00	ZZZZZ	ZZZZZ	00000	1	60	5576	19665	*
PRB00	ZZZZZ	ZZZZZ	00000	2	60	5940	21028	*
PRB00	ZZZZZ	ZZZZZ	00000	3	60	5690	20092	*
						Group Average:	20262	
TB00	ZZZZZ	ZZZZZ	00000	29	60	5715	20186	*
TB00	ZZZZZ	ZZZZZ	00000	30	60	6048	21432	*
PTB00	ZZZZZ	ZZZZZ	00000	31	60	6128	21732	*

* Hi flag set at 600 dpm/100 cm2

Survey Date: 6/25/01 Report Date: 7/02/01 Page: 2
File: 147 Station: 2

Comments

Survey Code	L1	L2	L3	L4	Setup Number 0
	ZZZZZ	EZ260	TAT01	02200	Det Cal Due: 12/06/01

L5 CntTy	L6 BkgSu	L7 Grid	L8 LocNm	Sample Number	Count Time	Gross Counts	Net dpm/100cm2	H i
						Group Average:	21117	

Survey Code	L1	L2	L3	L4	Setup Number 0
	ZZZZZ	ZZZZZ	TAT01	02200	Det Cal Due: 12/06/01

L5 CntTy	L6 BkgSu	L7 Grid	L8 LocNm	Sample Number	Count Time	Gross Counts	Net dpm/100cm2	H i
PRBBK	ZZZZZ	ZZZZZ	00000	0	600	4029	299	
						Group Average:	299	
PTBBK	ZZZZZ	ZZZZZ	00000	28	600	4032	300	
						Group Average:	300	

Total Number of Measurements on this Report: 32

NOTE: This report is grouped by:
Package (L1) (Package number)
Setup number (Detector parameters)
Det Type (L4) (GM pancake-flat surface, Beta 3.5-12" pipe, gamma at 1 m, etc.)
Reason (L3-345) (Char survey, source check, final survey, etc.)
Surface Cat (L2) (Wall, floor, drain, penetration, etc.)
Count Type (L5) (Field count, bkg, pre-, post-, etc.)
Bkgd Sub (L6) (Material code, i.e., wood, iron, concr, etc.)

* Hi flag set at 600 dpm/100 cm2

GTS DURATEK RADIOLOGICAL ENGINEERING & FIELD SERVICES

GEORGIA INSTITUTE OF TECHNOLOGY

7/02/2001 Graph of File 147 Station: 2

Survey Date: 6/25/2001 Survey Start Time: 09:07:34

Description: A0305: RX BLDG. 1ST FLR. > 2 METERS (31-50)

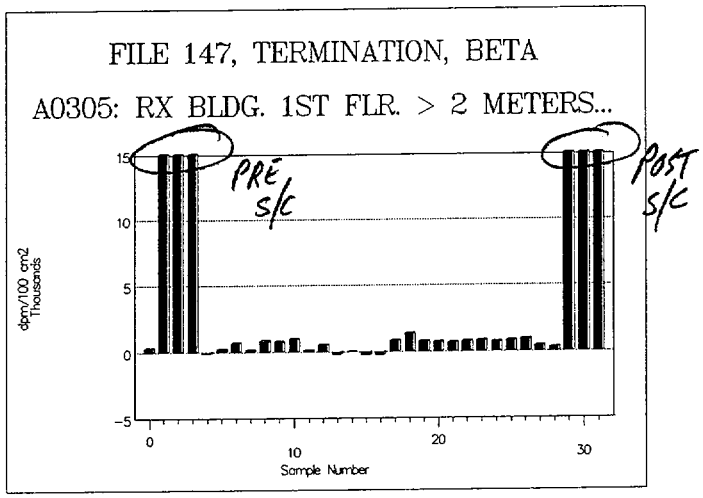

Flag set for 600 dpm/100 cm2. Review values greater than this value.

Review this graph for visual outliers.

Mark outliers, source checks and backgrounds on the graph on this page.

020

A0305
010H1



01W02

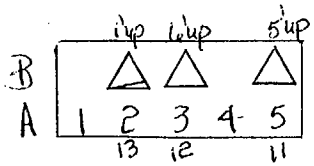

01W03

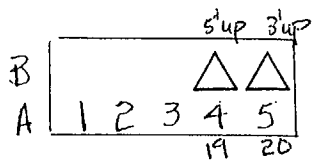

01W04

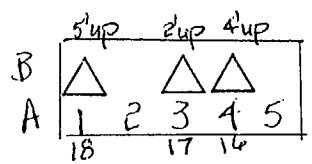

01W05

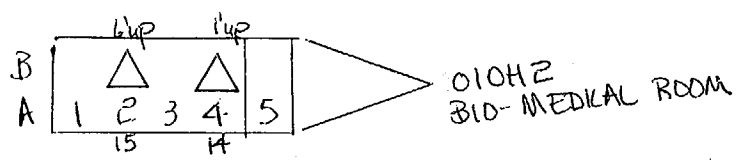

△ - Location of tritium smears

The "net activity" (dpm/100 cm^2) presented on the following download report is raw data. It has not been corrected, if required, for the natural radioactivity that may be present in materials of construction. In addition the background used to correct for ambient exposure rates, instrument noise, etc. may need to be adjusted if more than one surface type was included in the download.

See the enclosed spreadsheets for the corrected results.

File #141

ATTACHMENT 6.14
SURVEY DOWNLOAD DATA SHEET

022

wnload Print
Technician: Name: D. Schumacer Signature: Station: 1415 File: 2

Serial No. Verification: Model 2350: ☐ Detector: ☐ Problems: ☐ (See Comments)

Survey Technician(s):
Print Name: Betty S. Kjos User ID BSK Signature: Date: 6-20-01

Print Name: User ID Signature: Date:

Survey Unit Description: A0304 1st Floor Below 2 Meters, Walls 1-5 & 01V01 (A0305 010H1 & 010H2)
(Example: Survey Package + description i.e. D16, Building 43, Area 09, Room 100, Floor - Grid Locations A1 through A7)

Instrument Model and Serial No.: Model 2350 ☐ Model 2350-1 ☑: 129429

Instrument and Detector Calibration Due Dates: Survey Meter: 12-6-01 Detector: 12-6-01

Type Of Survey: ☑ Term Survey ☐ Characterization ☐ Information Only
☐ Other (explain):

Type of easurement	Detector Serial Number	Detector Model Number	Detector Efficiency	Source Mean BKG Value	Pre & Post Use Info	
					Pre File No.	Post File No.
☐ Beta β		43-106B				
☑ Beta β	091050	43-68B	.218	5497/410	141	141
☐ Alpha α		43-68A				
☐ Gamma γ		44-2	N/A			

(01W01 - B0001 avg = 439 cpm) (01W01 - B99999 avg = 236 cpm) (010H1) (01V01 avg = 426) (01W02, 01W04) (01W05) (01W03 avg = 330 cpm)
Local Area Background Measurements Pre-Post /5 MEAN Value in cpm !

10 Minute β Beta	14322/4451	22242/2479	34600/4611	44202/4310	53236/4727	63300/3308	382
α Alpha	1	2	3 (010H2)	4	5	6	

COMMENTS: A copy of this download can be found in package 05 (1st floor above 2 meters)
Original located in package 04 (1st floor below 2 meters)

Package 05 COPY - See Sample #'s 174 thru 205.

GTS DURATEK RADIOLOGICAL ENGINEERING & FIELD SERVICES

GEORGIA INSTITUTE OF TECHNOLOGY

Direct Beta Survey Report, dpm/100 cm2

File Number: 141	Survey Description: A0304: RX BUILDING 1st FLOOR BELOW 2 METERS,WALLS 1-5,01V01,01H01		
Survey Reason: TERMINATION	User ID: BSK0490	Technician name: B.S. Kjos	
Instrument Model: 2350-1	S/N: 129429	Calibration Due: 12/06/01	Group: 2
Detector Model: 43-68B	Detector S/N: 091050	Type: 126 cm2 Gas Proportional Detector, Beta Window	
Background: 382 cpm	Beta Efficiency: .218		Survey Date: 6/20/01

Pre and Post source checks are included on this download: Yes ✓ No ____
If No is answered, then list the Download Files which include the Pre and Post source checks.
Pre File #: _____ Post File #: _____

Technician Review:

I have reveiwed this cover sheet and 7 pages of the report, 1 pages of comments, and 1 graph.

I performed this survey: Betty S. Kjos (Print name) / Betty S. Kjos (Signature) Date: 7-2-01

and,

I performed this survey: _____ (Print name) / _____ (Signature) Date: _____

Corrections and Reasons:

Comment Resolution:

Survey Reviewed and Approved by: PAUL JONES (Print name) / Paul Jones (Signature) Date: 7/2/01

Survey Date: 6/20/01 Report Date: 7/02/01 Page: 1
File: 141 Station: 2

Comments

Survey Code	L1	L2	L3	L4	Setup Number 0
	A0304	01V01	TAT01	02200	Det Cal Due: 12/06/01

L5 CntTy	L6 BkgSu	L7 Grid	L8 LocNm	Sample Number	Count Time	Gross Counts	Net dpm/100cm2	H i
FLDBK	B9999	ZZZZZ	00000	206	600	4202	139	
FLDBK	B9999	ZZZZZ	00000	222	600	4310	178	
						Group Average:	159	
FLDCT	B9999	ZZZZZ	00001	207	20	167	433	
FLDCT	B9999	ZZZZZ	00002	208	20	175	521	
FLDCT	B9999	ZZZZZ	00003	209	20	187	652	
FLDCT	B9999	ZZZZZ	00004	210	20	189	674	
FLDCT	B9999	ZZZZZ	00005	211	20	168	444	
FLDCT	B9999	ZZZZZ	00006	212	20	203	826	
FLDCT	B9999	ZZZZZ	00007	213	20	236	1187	
FLDCT	B9999	ZZZZZ	00008	214	20	207	870	
FLDCT	B9999	ZZZZZ	00009	215	20	207	870	
FLDCT	B9999	ZZZZZ	00010	216	20	198	772	
FLDCT	B9999	ZZZZZ	00011	217	20	176	532	
FLDCT	B9999	ZZZZZ	00012	218	20	191	695	
FLDCT	B9999	ZZZZZ	00013	219	20	183	608	
FLDCT	B9999	ZZZZZ	00014	220	20	220	1012	
FLDCT	B9999	ZZZZZ	00015	221	20	264	1493	
						Group Average:	773	

Survey Code	L1	L2	L3	L4	Setup Number 0
	A0304	01W01	TAT01	02200	Det Cal Due: 12/06/01

L5 CntTy	L6 BkgSu	L7 Grid	L8 LocNm	Sample Number	Count Time	Gross Counts	Net dpm/100cm2	H i
FLDBK	B0001	ZZZZZ	00000	4	600	4322	183	
FLDBK	B9999	ZZZZZ	00000	147	600	2242	-574	
FLDBK	B9999	ZZZZZ	00000	172	600	2479	-488	
FLDBK	B0001	ZZZZZ	00000	173	600	4451	230	
						Group Average:	-163	
FLDCT	B0001	A	00001	5	20	187	652	
FLDCT	B0001	A	00002	6	20	179	564	
FLDCT	B0001	A	00003	7	20	147	215	
FLDCT	B0001	A	00004	8	20	156	313	
FLDCT	B0001	A	00005	9	20	205	848	
FLDCT	B0001	A	00006	10	20	215	957	
FLDCT	B0001	A	00007	11	20	222	1034	
FLDCT	B0001	A	00008	12	20	183	608	
FLDCT	B0001	A	00009	13	20	200	794	
FLDCT	B0001	A	00010	14	20	194	728	
FLDCT	B0001	A	00011	15	20	201	805	
FLDCT	B0001	A	00012	16	20	168	444	
FLDCT	B0001	A	00013	17	20	189	674	
FLDCT	B0001	A	00014	18	20	187	652	
FLDCT	B0001	A	00015	19	20	171	477	
FLDCT	B0001	A	00016	20	20	163	390	
FLDCT	B0001	A	00017	21	20	182	597	
FLDCT	B0001	A	00018	22	20	160	357	
FLDCT	B0001	A	00019	23	20	164	400	
FLDCT	B0001	A	00020	24	20	146	204	
FLDCT	B0001	A	00021	25	20	174	510	
FLDCT	B0001	A	00022	26	20	198	772	
FLDCT	B0001	A	00023	27	20	172	488	
FLDCT	B0001	A	00024	28	20	175	521	
FLDCT	B0001	A	00025	29	20	187	652	

* Hi flag set at 2400 dpm/100 cm2

Survey Date: 6/20/01 Report Date: 7/02/01 Page: 2
File: 141 Station: 2

Comments

Survey Code	L1	L2	L3	L4
	A0304	01W01	TAT01	02200

Setup Number 0
Det Cal Due: 12/06/01

L5 CntTy	L6 BkgSu	L7 Grid	L8 LocNm	Sample Number	Count Time	Gross Counts	Net dpm/100cm2	Hi
FLDCT	B0001	A	00026	30	20	195	739	
FLDCT	B0001	A	00027	31	20	185	630	
FLDCT	B0001	A	00028	32	20	182	597	
FLDCT	B0001	A	00029	33	20	193	717	
FLDCT	B0001	A	00030	34	20	198	772	
FLDCT	B0001	A	00031	35	20	189	674	
FLDCT	B0001	A	00032	36	20	175	521	
FLDCT	B0001	A	00033	37	20	171	477	
FLDCT	B0001	A	00034	38	20	173	499	
FLDCT	B0001	A	00035	39	20	157	324	
FLDCT	B0001	A	00036	40	20	198	772	
FLDCT	B0001	A	00037	41	20	195	739	
FLDCT	B0001	A	00038	42	20	184	619	
FLDCT	B0001	A	00039	43	20	192	706	
FLDCT	B0001	A	00040	44	20	197	761	
FLDCT	B0001	A	00041	45	20	170	466	
FLDCT	B0001	A	00042	46	20	208	881	
FLDCT	B0001	A	00043	47	20	185	630	
FLDCT	B0001	A	00044	48	20	148	226	
FLDCT	B0001	A	00045	49	20	145	193	
FLDCT	B0001	A	00046	50	20	195	739	
FLDCT	B0001	A	00047	51	20	165	411	
FLDCT	B0001	A	00051	52	20	200	794	
FLDCT	B0001	A	00055	53	20	162	379	
FLDCT	B0001	A	00056	54	20	175	521	
FLDCT	B0001	A	00057	55	20	166	422	
FLDCT	B0001	A	00058	56	20	124	-36	
FLDCT	B0001	A	00061	57	20	200	794	
FLDCT	B0001	A	00062	58	20	128	7	
FLDCT	B0001	A	00063	59	20	177	542	
FLDCT	B0001	A	00064	60	20	170	466	
FLDCT	B0001	A	00065	61	20	188	663	
FLDCT	B0001	A	00066	62	20	188	663	
FLDCT	B0001	A	00067	63	20	208	881	
FLDCT	B0001	A	00068	64	20	193	717	
FLDCT	B0001	A	00069	65	20	245	1285	
FLDCT	B0001	A	00070	66	20	231	1132	
FLDCT	B0001	A	00071	67	20	188	663	
FLDCT	B0001	A	00072	68	20	181	586	
FLDCT	B0001	A	00073	69	20	177	542	
FLDCT	B0001	A	00074	70	20	161	368	
FLDCT	B0001	A	00075	71	20	177	542	
FLDCT	B0001	A	00076	72	20	132	51	
FLDCT	B0001	A	00077	73	20	191	695	
FLDCT	B0001	A	00085	74	20	196	750	
FLDCT	B0001	A	00086	75	20	172	488	
FLDCT	B0001	B	00001	76	20	163	390	
FLDCT	B0001	B	00002	77	20	185	630	
FLDCT	B0001	B	00003	78	20	153	280	
FLDCT	B0001	B	00004	79	20	147	215	
FLDCT	B0001	B	00005	80	20	205	848	
FLDCT	B0001	B	00006	81	20	230	1121	
FLDCT	B0001	B	00007	82	20	214	947	
FLDCT	B0001	B	00008	83	20	177	542	
FLDCT	B0001	B	00009	84	20	161	368	
FLDCT	B0001	B	00010	85	20	196	750	
FLDCT	B0001	B	00011	86	20	169	455	
FLDCT	B0001	B	00012	87	20	175	521	
FLDCT	B0001	B	00013	88	20	192	706	
FLDCT	B0001	B	00014	89	20	171	477	
FLDCT	B0001	B	00015	90	20	178	553	
FLDCT	B0001	B	00016	91	20	185	630	
FLDCT	B0001	B	00017	92	20	206	859	
FLDCT	B0001	B	00018	93	20	183	608	

* Hi flag set at 2400 dpm/100 cm2

Survey Date: 6/20/01 Report Date: 7/02/01 Page: 3
File: 141 Station: 2

Comments

Survey Code	L1	L2	L3	L4
	A0304	01W01	TAT01	02200

Setup Number 0
Det Cal Due: 12/06/01

L5 CntTy	L6 BkgSu	L7 Grid	L8 LocNm	Sample Number	Count Time	Gross Counts	Net dpm/100cm2	Hi
FLDCT	B0001	B	00019	94	20	186	641	
FLDCT	B0001	B	00020	95	20	158	335	
FLDCT	B0001	B	00021	96	20	174	510	
FLDCT	B0001	B	00022	97	20	154	291	
FLDCT	B0001	B	00023	98	20	179	564	
FLDCT	B0001	B	00024	99	20	175	521	
FLDCT	B0001	B	00025	100	20	174	510	
FLDCT	B0001	B	00026	101	20	183	608	
FLDCT	B0001	B	00027	102	20	197	761	
FLDCT	B0001	B	00028	103	20	182	597	
FLDCT	B0001	B	00029	104	20	178	553	
FLDCT	B0001	B	00030	105	20	196	750	
FLDCT	B0001	B	00031	106	20	204	837	
FLDCT	B0001	B	00032	107	20	178	553	
FLDCT	B0001	B	00033	108	20	171	477	
FLDCT	B0001	B	00034	109	20	161	368	
FLDCT	B0001	B	00035	110	20	167	433	
FLDCT	B0001	B	00036	111	20	160	357	
FLDCT	B0001	B	00037	112	20	165	411	
FLDCT	B0001	B	00038	113	20	180	575	
FLDCT	B0001	B	00039	114	20	206	859	
FLDCT	B0001	B	00040	115	20	174	510	
FLDCT	B0001	B	00041	116	20	198	772	
FLDCT	B0001	B	00042	117	20	188	663	
FLDCT	B0001	B	00043	118	20	178	553	
FLDCT	B0001	B	00044	119	20	169	455	
FLDCT	B0001	B	00045	120	20	184	619	
FLDCT	B0001	B	00046	121	20	176	532	
FLDCT	B0001	B	00047	122	20	171	477	
FLDCT	B0001	B	00051	123	20	184	619	
FLDCT	B0001	B	00055	124	20	149	237	
FLDCT	B0001	B	00056	125	20	161	368	
FLDCT	B0001	B	00057	126	20	156	313	
FLDCT	B0001	B	00058	127	20	139	127	
FLDCT	B0001	B	00061	128	20	179	564	
FLDCT	B0001	B	00062	129	20	211	914	
FLDCT	B0001	B	00063	130	20	187	652	
FLDCT	B0001	B	00064	131	20	159	346	
FLDCT	B0001	B	00065	132	20	181	586	
FLDCT	B0001	B	00066	133	20	165	411	
FLDCT	B0001	B	00067	134	20	176	532	
FLDCT	B0001	B	00068	135	20	173	499	
FLDCT	B0001	B	00069	136	20	211	914	
FLDCT	B0001	B	00070	137	20	203	826	
FLDCT	B0001	B	00071	138	20	202	815	
FLDCT	B0001	B	00072	139	20	186	641	
FLDCT	B0001	B	00073	140	20	169	455	
FLDCT	B0001	B	00074	141	20	186	641	
FLDCT	B0001	B	00075	142	20	165	411	
FLDCT	B0001	B	00076	143	20	202	815	
FLDCT	B0001	B	00077	144	20	206	859	
FLDCT	B0001	B	00085	145	20	184	619	
FLDCT	B0001	B	00086	146	20	197	761	
FLDCT	B9999	A	00052	148	20	81	-506	
FLDCT	B9999	A	00053	149	20	67	-659	
FLDCT	B9999	A	00054	150	20	80	-517	
FLDCT	B9999	A	00059	151	20	102	-277	
FLDCT	B9999	A	00060	152	20	96	-342	
FLDCT	B9999	A	00078	153	20	85	-462	
FLDCT	B9999	A	00079	154	20	102	-277	
FLDCT	B9999	A	00080	155	20	73	-593	
FLDCT	B9999	A	00081	156	20	87	-441	
FLDCT	B9999	A	00082	157	20	95	-353	
FLDCT	B9999	A	00083	158	20	89	-419	

* Hi flag set at 2400 dpm/100 cm2

Survey Date: 6/20/01 Report Date: 7/02/01 Page: 4
File: 141 Station: 2

Comments

Survey Code	L1	L2	L3	L4	Setup Number 0
	A0304	01W01	TAT01	02200	Det Cal Due: 12/06/01

L5 CntTy	L6 BkgSu	L7 Grid	L8 LocNm	Sample Number	Count Time	Gross Counts	Net dpm/100cm2	H i
FLDCT	B9999	A	00084	159	20	107	-222	
FLDCT	B9999	B	00052	160	20	97	-331	
FLDCT	B9999	B	00053	161	20	83	-484	
FLDCT	B9999	B	00054	162	20	67	-659	
FLDCT	B9999	B	00059	163	20	101	-288	
FLDCT	B9999	B	00060	164	20	113	-157	
FLDCT	B9999	B	00078	165	20	90	-408	
FLDCT	B9999	B	00079	166	20	96	-342	
FLDCT	B9999	B	00080	167	20	94	-364	
FLDCT	B9999	B	00081	168	20	92	-386	
FLDCT	B9999	B	00082	169	20	85	-462	
FLDCT	B9999	B	00083	170	20	91	-397	
FLDCT	B9999	B	00084	171	20	100	-299	
						Group Average:	439	

Survey Code	L1	L2	L3	L4	Setup Number 0
	A0304	01W02	TAT01	02200	Det Cal Due: 12/06/01

L5 CntTy	L6 BkgSu	L7 Grid	L8 LocNm	Sample Number	Count Time	Gross Counts	Net dpm/100cm2	H i
FLDBK	B0001	ZZZZZ	00000	223	600	3236	-213	
						Group Average:	-213	
FLDCT	B0001	A	00001	224	20	210	903	
FLDCT	B0001	A	00002	225	20	141	149	
FLDCT	B0001	A	00003	226	20	101	-288	
FLDCT	B0001	A	00004	227	20	126	-15	
FLDCT	B0001	A	00005	228	20	124	-36	
FLDCT	B0001	B	00001	229	20	197	761	
FLDCT	B0001	B	00002	230	20	127	-4	
FLDCT	B0001	B	00003	231	20	111	-178	
FLDCT	B0001	B	00004	232	20	105	-244	
FLDCT	B0001	B	00005	233	20	115	-135	
						Group Average:	91	

Survey Code	L1	L2	L3	L4	Setup Number 0
	A0304	01W03	TAT01	02200	Det Cal Due: 12/06/01

L5 CntTy	L6 BkgSu	L7 Grid	L8 LocNm	Sample Number	Count Time	Gross Counts	Net dpm/100cm2	H i
FLDBK	B9999	ZZZZZ	00000	253	600	3300	-189	
FLDBK	B9999	ZZZZZ	00000	263	600	3308	-186	
						Group Average:	-188	
FLDCT	B9999	A	00001	254	20	89	-419	
FLDCT	B9999	A	00002	255	20	137	106	
FLDCT	B9999	A	00004	256	20	121	-69	
FLDCT	B9999	A	00005	257	20	102	-277	
FLDCT	B9999	B	00005	258	20	105	-244	
FLDCT	B9999	B	00004	259	20	124	-36	
FLDCT	B9999	B	00003	260	20	114	-146	
FLDCT	B9999	B	00002	261	20	127	-4	

* Hi flag set at 2400 dpm/100 cm2

Survey Date: 6/20/01 Report Date: 7/02/01 Page: 5
File: 141 Station: 2

Comments

Survey Code	L1	L2	L3	L4	Setup Number 0
	A0304	01W03	TAT01	02200	Det Cal Due: 12/06/01

L5 CntTy	L6 BkgSu	L7 Grid	L8 LocNm	Sample Number	Count Time	Gross Counts	Net dpm/100cm2	Hi
FLDCT	B9999	B	00001	262	20	110	-189	
						Group Average:	-142	

Survey Code	L1	L2	L3	L4	Setup Number 0
	A0304	01W04	TAT01	02200	Det Cal Due: 12/06/01

L5 CntTy	L6 BkgSu	L7 Grid	L8 LocNm	Sample Number	Count Time	Gross Counts	Net dpm/100cm2	Hi
FLDCT	B0001	A	00001	234	20	127	-4	
FLDCT	B0001	A	00002	235	20	148	226	
FLDCT	B0001	A	00003	236	20	113	-157	
FLDCT	B0001	A	00004	237	20	105	-244	
FLDCT	B0001	A	00005	238	20	142	160	
FLDCT	B0001	B	00001	239	20	119	-91	
FLDCT	B0001	B	00002	240	20	123	-47	
FLDCT	B0001	B	00003	241	20	100	-299	
FLDCT	B0001	B	00004	242	20	134	73	
FLDCT	B0001	B	00005	243	20	144	182	
						Group Average:	-20	

Survey Code	L1	L2	L3	L4	Setup Number 0
	A0304	01W05	TAT01	02200	Det Cal Due: 12/06/01

L5 CntTy	L6 BkgSu	L7 Grid	L8 LocNm	Sample Number	Count Time	Gross Counts	Net dpm/100cm2	Hi
FLDBK	B0001	ZZZZZ	00000	252	600	4727	330	
						Group Average:	330	
FLDCT	B0001	A	00001	244	20	215	957	
FLDCT	B0001	A	00002	245	20	182	597	
FLDCT	B0001	A	00003	246	20	177	542	
FLDCT	B0001	A	00004	247	20	164	400	
FLDCT	B0001	B	00001	248	20	198	772	
FLDCT	B0001	B	00002	249	20	181	586	
FLDCT	B0001	B	00003	250	20	157	324	
FLDCT	B0001	B	00004	251	20	174	510	
						Group Average:	586	

Survey Code	L1	L2	L3	L4	Setup Number 0
	A0305	010H1	TAT01	02200	Det Cal Due: 12/06/01

L5 CntTy	L6 BkgSu	L7 Grid	L8 LocNm	Sample Number	Count Time	Gross Counts	Net dpm/100cm2	Hi
LDBK	B0001	ZZZZZ	00000	174	600	4600	284	
						Group Average:	284	
FLDCT	B0001	ZZZZZ	00001	175	20	176	532	

* Hi flag set at 2400 dpm/100 cm2

Survey Date: 6/20/01 Report Date: 7/02/01 Page: 6
File: 141 Station: 2

Comments

Survey Code	L1	L2	L3	L4	Setup Number 0
	A0305	010H1	TAT01	02200	Det Cal Due: 12/06/01

L5 CntTy	L6 BkgSu	L7 Grid	L8 LocNm	Sample Number	Count Time	Gross Counts	Net dpm/100cm2	H i
FLDCT	B0001	ZZZZZ	00002	176	20	189	674	
FLDCT	B0001	ZZZZZ	00003	177	20	194	728	
FLDCT	B0001	ZZZZZ	00004	178	20	178	553	
FLDCT	B0001	ZZZZZ	00005	179	20	181	586	
FLDCT	B0001	ZZZZZ	00006	180	20	178	553	
FLDCT	B0001	ZZZZZ	00007	181	20	174	510	
FLDCT	B0001	ZZZZZ	00008	182	20	261	1460	
FLDCT	B0001	ZZZZZ	00009	183	20	187	652	
FLDCT	B0001	ZZZZZ	00010	184	20	187	652	
FLDCT	B0001	ZZZZZ	00011	185	20	157	324	
FLDCT	B0001	ZZZZZ	00012	186	20	159	346	
FLDCT	B0001	ZZZZZ	00013	187	20	176	532	
FLDCT	B0001	ZZZZZ	00014	188	20	178	553	
FLDCT	B0001	ZZZZZ	00015	189	20	200	794	
FLDCT	B0001	ZZZZZ	00016	190	20	201	805	
FLDCT	B0001	ZZZZZ	00017	191	20	173	499	
FLDCT	B0001	ZZZZZ	00018	192	20	168	444	
FLDCT	B0001	ZZZZZ	00019	193	20	189	674	
FLDCT	B0001	ZZZZZ	00020	194	20	183	608	
						Group Average:	624	

Survey Code	L1	L2	L3	L4	Setup Number 0
	A0305	010H2	TAT01	02200	Det Cal Due: 12/06/01

L5 CntTy	L6 BkgSu	L7 Grid	L8 LocNm	Sample Number	Count Time	Gross Counts	Net dpm/100cm2	H i
FLDBK	B0001	ZZZZZ	00000	205	600	4611	288	
						Group Average:	288	
FLDCT	B0001	ZZZZZ	00001	195	20	129	18	
FLDCT	B0001	ZZZZZ	00002	196	20	173	499	
FLDCT	B0001	ZZZZZ	00003	197	20	207	870	
FLDCT	B0001	ZZZZZ	00004	198	20	192	706	
FLDCT	B0001	ZZZZZ	00005	199	20	206	859	
FLDCT	B0001	ZZZZZ	00006	200	20	205	848	
FLDCT	B0001	ZZZZZ	00007	201	20	192	706	
FLDCT	B0001	ZZZZZ	00008	202	20	193	717	
FLDCT	B0001	ZZZZZ	00009	203	20	175	521	
FLDCT	B0001	ZZZZZ	00010	204	20	210	903	
						Group Average:	665	

Survey Code	L1	L2	L3	L4	Setup Number 0
	ZZZZZ	EZ260	TAT01	02200	Det Cal Due: 12/06/01

L5 CntTy	L6 BkgSu	L7 Grid	L8 LocNm	Sample Number	Count Time	Gross Counts	Net dpm/100cm2	H i
PTB00	ZZZZZ	ZZZZZ	00000	265	60	5827	19823	*
PTB00	ZZZZZ	ZZZZZ	00000	266	60	6045	20617	*
PTB00	ZZZZZ	ZZZZZ	00000	267	60	6018	20518	*
						Group Average:	20319	

* Hi flag set at 2400 dpm/100 cm2

Survey Date: 6/20/01 Report Date: 7/02/01 Page: 7
File: 141 Station: 2

Comments

Survey Code	L1	L2	L3	L4	Setup Number 0
	ZZZZZ	ZZZZZ	TAT01	02200	Det Cal Due: 12/06/01

L5 CntTy	L6 BkgSu	L7 Grid	L8 LocNm	Sample Number	Count Time	Gross Counts	Net dpm/100cm2	H i
PTBBK	ZZZZZ	ZZZZZ	00000	264	600	4219	145	
						Group Average:	145	

Survey Code	L1	L2	L3	L4	Setup Number 0
	ZZZZZ	EZ260	TAT01	02200	Det Cal Due: 12/06/01

L5 CntTy	L6 BkgSu	L7 Grid	L8 LocNm	Sample Number	Count Time	Gross Counts	Net dpm/100cm2	H i
PRB00	ZZZZZ	ZZZZZ	00000	1	60	5798	19717	*
PRB00	ZZZZZ	ZZZZZ	00000	2	60	6049	20631	*
PRB00	ZZZZZ	ZZZZZ	00000	3	60	5874	19994	*
						Group Average:	20114	

Survey Code	L1	L2	L3	L4	Setup Number 0
	ZZZZZ	ZZZZZ	TAT01	02200	Det Cal Due: 12/06/01

L5 CntTy	L6 BkgSu	L7 Grid	L8 LocNm	Sample Number	Count Time	Gross Counts	Net dpm/100cm2	H i
PRBBK	ZZZZZ	ZZZZZ	00000	0	600	4096	100	
						Group Average:	100	

Total Number of Measurements on this Report: 268

NOTE: This report is grouped by:
Package (L1) (Package number)
Setup number (Detector parameters)
Det Type (L4) (GM pancake-flat surface, Beta 3.5-12" pipe, gamma at 1 m, etc.)
Reason (L3-345) (Char survey, source check, final survey, etc.)
Surface Cat (L2) (Wall, floor, drain, penetration, etc.)
Count Type (L5) (Field count, bkg, pre-, post-, etc.)
Bkgd Sub (L6) (Material code, i.e., wood, iron, concr, etc.)

* Hi flag set at 2400 dpm/100 cm2

GTS DURATEK RADIOLOGICAL ENGINEERING & FIELD SERVICES

GEORGIA INSTITUTE OF TECHNOLOGY

7/02/01 Comments Report for File 141 Station: 2

Comment Number	Comment
1	Changed L2(Surface Cat) from 010H1 to 010H2 for Samples from 195 to 204 because incorrect code entered. Changed L8(LocNum) from 21-30 to 1-10 for samples 195 to 204 because incorrect code entered.
2	Changed L1(Package ID) from A0304 to A0305 for Samples from 174 to 205 because incorrect location code used.

GTS:0143 :C:\PDOX35\M2350\COMMENTS:R1

GTS DURATEK RADIOLOGICAL ENGINEERING & FIELD SERVICES

GEORGIA INSTITUTE OF TECHNOLOGY

7/02/2001 Graph of File 141 Station: 2

Survey Date: 6/20/2001 Survey Start Time: 13:34:50

Description: A0304: RX BUILDING 1st FLOOR BELOW 2 METERS,WALLS 1-5,01V01,01

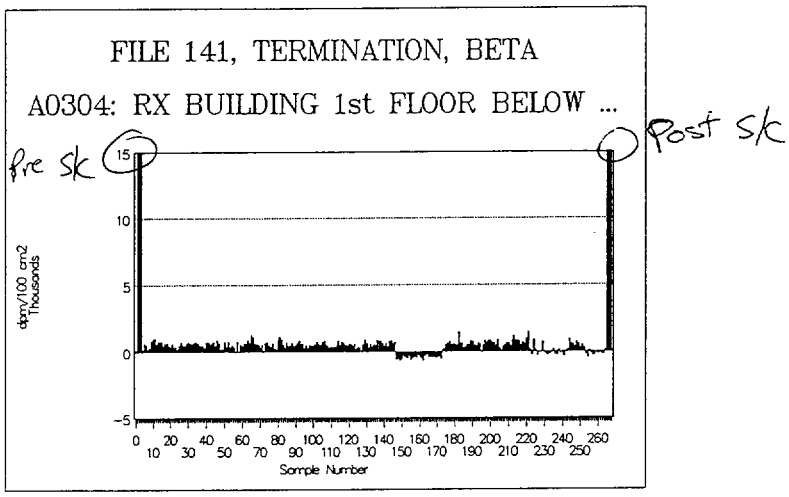

Flag set for 2400 dpm/100 cm2. Review values greater than this value.

Review this graph for visual outliers.

Mark outliers, source checks and backgrounds on the graph on this page.

033

H0304

01W01

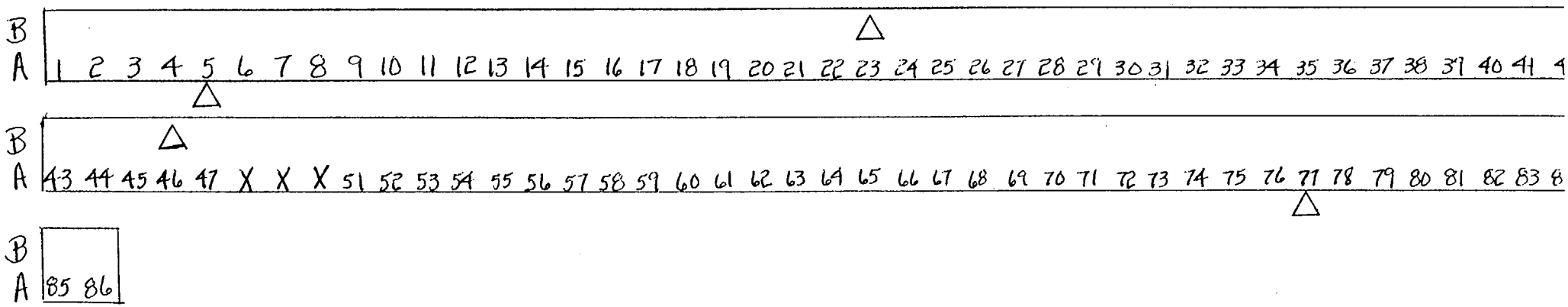

01W02

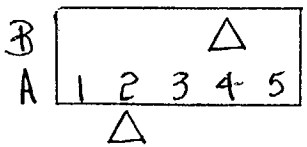

01W03

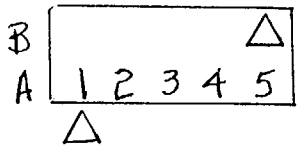

01W04

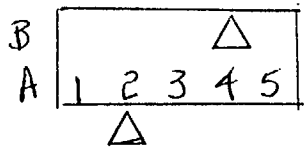

01W05

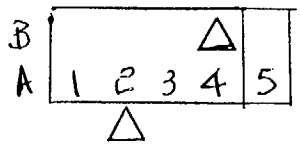

△ Location of tritium smears

034

A0305

010H1

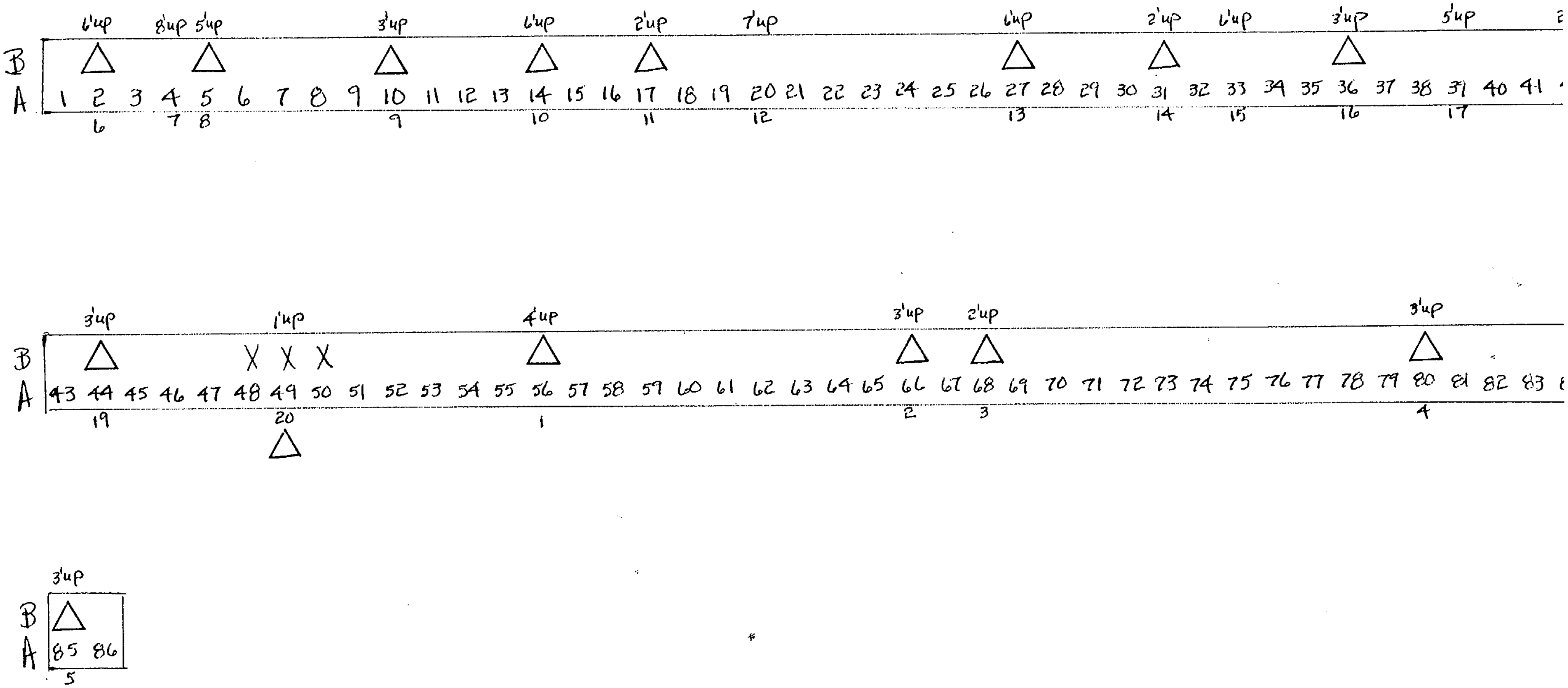

035

A0305
010H2

B
A 1 2 3 4 5 6 7 8 9 10 11 12 13 14 15 16 17 18 19 20 21 22 23 24 25 26 27 28 29 30 31 32 33 34 35 36 37 38 39 40 41

B
A 43 44 45 46 47 X X X 51 52 53 54 55 56 57 58 59 60 61 62 63 64 65 66 67 68 69 70 71 72 73 74 75 76 77 78 79 80 81 82 83

B
A 85 86

01W02

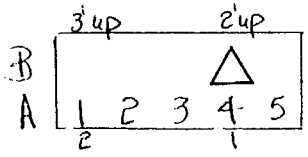

01W03

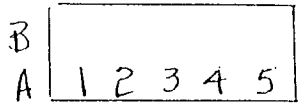

01W04

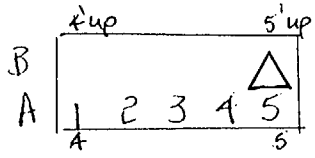

01W05

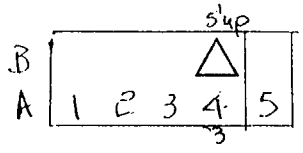

BIO-MEDICAL ROOM

READINGS 6-10 TAKEN ON TOP OF BIO MEDICAL ROOM

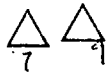

036

A0304
01V01

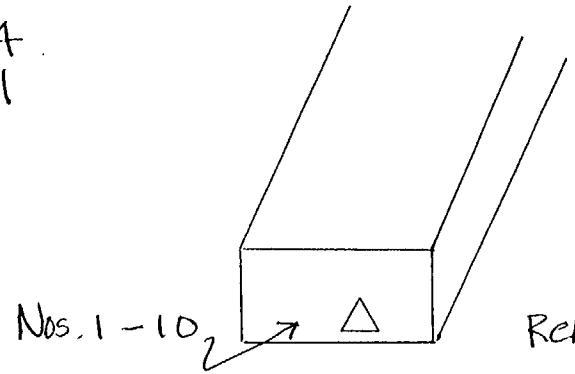

READINGS TAKEN INSIDE VENT ABOVE BIO-MEDICAL ROOM

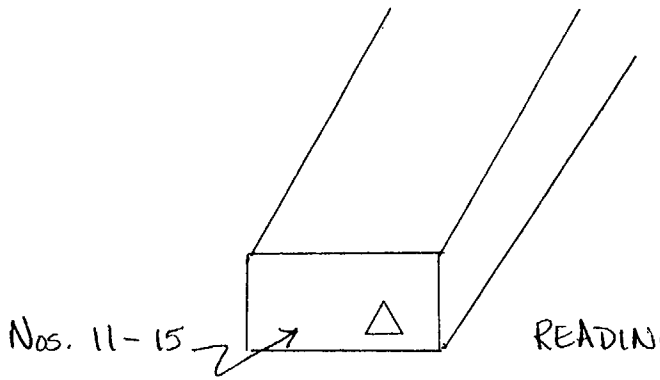

READINGS TAKEN INSIDE VENT ABOVE ELEVATOR

△ Location of tritium smears (#1 + #11)

SUPPLEMENTAL INVESTIGATION INSTRUCTIONS

Section 4.3 of the Final Survey Plan requires if during performance of the Final Survey, survey results indicate the presence of contamination in excess of 25% of the SPGL in any Non-Suspect Affected area, the area, or a part thereof, will be reclassified as a Suspect Affected area and an investigative survey performed.

Sample #10 of Survey Package 5, First Floor >2 meters was found to have an elevated net reading of 714 dpm/cm^2. The investigative survey will consist of surveying the surrounding 9 square meters of the elevated survey point as if it were a Suspect Affected area. The following instructions will be initiated to investigate elevated reading:

- Define extent of area, establish subunit as appropriate;
- Reclassify, remediate if necessary; and
- Resurvey as Suspect Affected. 100% direct beta readings will be performed in the affected subunit and surrounding 8 one square meter subunits.

Comments: all direct betas taken during investigative survey <600 dpm/100 cm^2. No further investigation required. P Jones 6/29/01

ATTACHMENT 6.14
SURVEY DOWNLOAD DATA SHEET

038

wnload Print
Technician: Name: D. Schumaker Signature: [signature] Station: 2
File: 157
Serial No. Verification: Model 2350: ☐ Detector: ☐ Problems: ☐ (See Comments)

Survey Technician(s):
Print Name: Betty S. Kjos User ID BSK0490 Signature: BS Kjos Date: 6-29-01

Print Name: _____ User ID _____ Signature: _____ Date: _____

Survey Unit Description: ~~A0304~~ A0305 Investigative Survey for Sample #10, 01W01
(Example: Survey Package + description i.e. D16, Building 43, Area 09, Room 100, Floor - Grid Locations A1 through A7)

Instrument Model and Serial No.: Model 2350 ☐ Model 2350-1 ☑: 129429

Instrument and Detector Calibration Due Dates: Survey Meter: 12-6-01 Detector: 12-6-01

Type Of Survey: ☑ Term Survey ☐ Characterization ☐ Information Only
☐ Other (explain):

Type of Measurement	Detector Serial Number	Detector Model Number	Detector Efficiency	Source Mean BKG Value	Pre & Post Use Info	
					Pre File No.	Post File No.
☐ Beta β		43-106B				
☑ Beta β	091050	43-68B	.208	5254/413		
☐ Alpha α		43-68A				
☐ Gamma γ		44-2	N/A			

Local Area Background Measurements — MEAN Value in cpm

10 minutes β Beta	14520/4490	2	3	4	5	6	451
α Alpha	1	2	3	4	5	6	

COMMENTS: 100 % scan performed in all 9 grids.

GTS DURATEK RADIOLOGICAL ENGINEERING & FIELD SERVICES

GEORGIA INSTITUTE OF TECHNOLOGY

Direct Beta Survey Report, dpm/100 cm2

File Number: 157	Survey Description: A0304: RX BUILDING INVESTIGATIVE SURVEY FOR SAMPLE #10 of 01W01		
Survey Reason: TERMINATION	User ID: BSK0490	Technician name: B.S. Kjos	
Instrument Model: 2350-1	S/N: 129429	Calibration Due: 12/06/01	Group: 2
Detector Model: 43-68B	Detector S/N: 091050	Type: 126 cm2 Gas Proportional Detector, Beta Window	
Background: 451 cpm	Beta Efficiency: .208		Survey Date: 6/28/01

Pre and Post source checks are included on this download: Yes ✓ No ___
If No is answered, then list the Download Files which include the Pre and Post source checks.
Pre File #: _____ Post File #: _____

Technician Review:

I have reveiwed this cover sheet and 2 pages of the report, 0 pages of comments, and 1 graph.

I performed this survey: Betty S. Kjos (Print name) / Betty S Kjos (Signature) Date: 6-29-01

and,

I performed this survey: _____ (Print name) / _____ (Signature) Date: _____

Corrections and Reasons:

Comment Resolution:

Survey Reviewed and Approved by: PAUL JONES (Print name) / Paul Jones (Signature) Date: 6/29/01

Survey Date: 6/28/01 Report Date: 6/29/01 Page: 1
File: 157 Station: 2

Comments

Survey Code	L1	L2	L3	L4	Setup Number 0
	A0305	010H1	TAT01	02200	Det Cal Due: 12/06/01

L5 CntTy	L6 BkgSu	L7 Grid	L8 LocNm	Sample Number	Count Time	Gross Counts	Net dpm/100cm2	H i
FLDBK	B0001	ZZZZZ	00000	4	600	4520	4	
FLDBK	B0001	ZZZZZ	00000	14	600	4490	-8	
						Group Average:	-2	
FLDCT	B0001	10	00001	5	20	174	271	
FLDCT	B0001	10	00002	6	20	202	591	
FLDCT	B0001	10	00003	7	20	201	580	
FLDCT	B0001	10	00004	8	20	162	134	
FLDCT	B0001	10	00005	9	20	180	340	
FLDCT	B0001	10	00006	10	20	195	511	
FLDCT	B0001	10	00007	11	20	179	328	
FLDCT	B0001	10	00008	12	20	196	523	
FLDCT	B0001	10	00009	13	20	188	431	
						Group Average:	412	

Survey Code	L1	L2	L3	L4	Setup Number 0
	ZZZZZ	EZ260	TAT01	02200	Det Cal Due: 12/06/01

L5 CntTy	L6 BkgSu	L7 Grid	L8 LocNm	Sample Number	Count Time	Gross Counts	Net dpm/100cm2	H i
PRB00	ZZZZZ	ZZZZZ	00000	1	60	5426	18983	*
PRB00	ZZZZZ	ZZZZZ	00000	2	60	5841	20566	*
PRB00	ZZZZZ	ZZZZZ	00000	3	60	5736	20166	*
						Group Average:	19905	
PTB00	ZZZZZ	ZZZZZ	00000	16	60	5510	19303	*
PTB00	ZZZZZ	ZZZZZ	00000	17	60	5923	20879	*
PTB00	ZZZZZ	ZZZZZ	00000	18	60	5588	19601	*
						Group Average:	19928	

Survey Code	L1	L2	L3	L4	Setup Number 0
	ZZZZZ	ZZZZZ	TAT01	02200	Det Cal Due: 12/06/01

L5 CntTy	L6 BkgSu	L7 Grid	L8 LocNm	Sample Number	Count Time	Gross Counts	Net dpm/100cm2	H i
PRBBK	ZZZZZ	ZZZZZ	00000	0	600	4133	-144	
						Group Average:	-144	
PTBBK	ZZZZZ	ZZZZZ	00000	15	600	4274	-90	
						Group Average:	-90	

* Hi flag set at 2400 dpm/100 cm2

Survey Date: 6/29/01 Report Date: 6/29/01 Page: 2
File: 157 Station: 2

Comments

Total Number of Measurements on this Report: 19

NOTE: This report is grouped by:
Package (L1) (Package number)
Setup number (Detector parameters)
Det Type (L4) (GM pancake-flat surface, Beta 3.5-12" pipe, gamma at 1 m, etc.)
Reason (L3-345) (Char survey, source check, final survey, etc.)
Surface Cat (L2) (Wall, floor, drain, penetration, etc.)
Count Type (L5) (Field count, bkg, pre-, post-, etc.)
Bkgd Sub (L6) (Material code, i.e., wood, iron, concr, etc.)

* Hi flag set at 2400 dpm/100 cm2

GTS DURATEK RADIOLOGICAL ENGINEERING & FIELD SERVICES

GEORGIA INSTITUTE OF TECHNOLOGY

6/29/2001 Graph of File 157 Station: 2

Survey Date: 6/29/2001 Survey Start Time: 07:13:14

Description: A0304: RX BUILDING INVESTIGATIVE SURVEY FOR SAMPLE #10

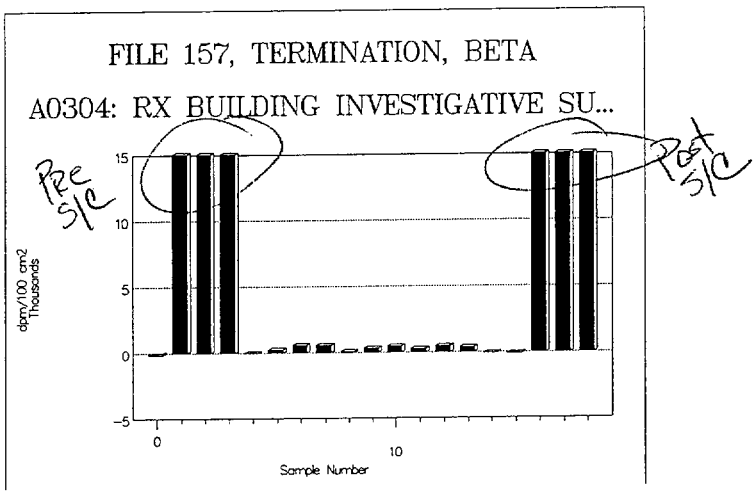

043

H0305
Investigative Survey

E	4	5	9
D	3	(1) 10	8
C	2	6	7

01W01

B
A 1 2 3 4 5 6 7 8 9 10 11 12 13 14 15 16 17 18 19 20 21 22 23 24 25 26 27 28 29 30 31 32 33 34 35 36 37 38 39 40 41

B
A 43 44 45 46 47 X X X 51 52 53 54 55 56 57 58 59 60 61 62 63 64 65 66 67 68 69 70 71 72 73 74 75 76 77 78 79 80 81 82 83

B
A 85 86

01W02

B
A 1 2 3 4 5

01W03

B
A 1 2 3 4 5

01W04

B
A 1 2 3 4 5

01W05

B
A 1 2 3 4 5

The "net activity" (dpm/100 cm^2) presented on the following download report is raw data. It has not been corrected, if required, for the natural radioactivity that may be present in materials of construction. In addition the background used to correct for ambient exposure rates, instrument noise, etc. may need to be adjusted if more than one surface type was included in the download.

See the enclosed spreadsheets for the corrected results.

File #163

SUPPLEMENTAL INVESTIGATION INSTRUCTIONS

Section 4.3 of the Final Survey Plan requires if during performance of the Final Survey, survey results indicate the presence of contamination in excess of 25% of the SPGL in any Non-Suspect Affected area, the area, or a part thereof, will be reclassified as a Suspect Affected area and an investigative survey performed.

Sample #182 of Survey Package 5, First Floor >2 meters was found to have an elevated net reading of 830 dpm/cm^2 (see download file # 141). The investigative survey will consist of surveying the surrounding 9 square meters of the elevated survey point as if it were a Suspect Affected area. The following instructions will be initiated to investigate elevated reading:

- Define extent of area, establish subunit as appropriate;
- Reclassify, remediate if necessary; and
- Resurvey as Suspect Affected. 100% direct beta readings will be performed in the affected subunit and surrounding 8 one square meter subunits.
-

Comments: all data points taken in this investigative survey <600 dpm/100 cm^2 after subtracting the natural beta activity in concrete of 361 dpm/100 cm^2. No further investigation required. P. Jones 7/3/01

ATTACHMENT 6.14
SURVEY DOWNLOAD DATA SHEET

wnload Technician: Print Name: Betty S. Kjos Signature: Betty S Kjos Station: 2 File: 163
Serial No. Verification: Model 2350: ☑ Detector: ☑ Problems: ☐ (See Comments)

Survey Technician(s):
Print Name: Betty S. Kjos User ID BSK0490 Signature: Betty S Kjos Date: 7-3-01

Print Name: _____ User ID _____ Signature: _____ Date: _____

Survey Unit Description: AD305, Investigative Survey, 01041 #8
(Example: Survey Package + description i.e. D16, Building 43, Area 09, Room 100, Floor - Grid Locations A1 through A7)

Instrument Model and Serial No.: Model 2350 ☐ Model 2350-1 ☑: 129429

Instrument and Detector Calibration Due Dates: Survey Meter: 12-6-01 Detector: 12-6-01

Type Of Survey: ☐ Term Survey ☐ Characterization ☐ Information Only
☑ Other (explain): Investigative

Type of Measurement	Detector Serial Number	Detector Model Number	Detector Efficiency	Source Mean BKG Value	Pre & Post Use Info	
					Pre File No.	Post File No.
☐ Beta β		43-106B				
☑ Beta β	091050	43-68B	.210	5302/391		
☐ Alpha α		43-68A				
☐ Gamma γ		44-2	N/A			

Local Area Background Measurements — MEAN Value in cpm ↓

10 Minutes β Beta	14542/4705	24584/4422	3	4	5	6	456
α Alpha	1	2	3	4	5	6	

COMMENTS: 100% scan ~~Area~~ 7/3/01 performed of all grids. No elevated areas were found during scan. Betty S Kjos

GTS DURATEK RADIOLOGICAL ENGINEERING & FIELD SERVICES

GEORGIA INSTITUTE OF TECHNOLOGY

Direct Beta Survey Report, dpm/100 cm2

File Number: 163	Survey Description: A0305 Investigative Survey, 010H1,#8		
Survey Reason: TERMINATION	User ID: BSK0490	Technician name: B.S. Kjos	
Instrument Model: 2350-1	S/N: 129429	Calibration Due: 12/06/01	Group: 2
Detector Model: 43-68B	Detector S/N: 091050	Type: 126 cm2 Gas Proportional Detector, Beta Window	
Background: 456 cpm	Beta Efficiency: .210		Survey Date: 7/03/01

Pre and Post source checks are included on this download: Yes ✓ No ___
If No is answered, then list the Download Files which include the Pre and Post source checks.
Pre File #: _____ Post File #: _____

Technician Review:

I have reveiwed this cover sheet and 2 pages of the report, 1 pages of comments, and 1 graph.

I performed this survey: Betty S. Kjos (Print name) / Betty S Kjos (Signature) Date: 7-3-01

and,

I performed this survey: _____ (Print name) / _____ (Signature) Date: _____

Corrections and Reasons:

Comment Resolution:

Survey Reviewed and Approved by: PAUL JONES (Print name) / Paul O Jones (Signature) Date: 7/3/01

Survey Date: 7/03/01 Report Date: 7/03/01 Page: 1
File: 163 Station: 2

Comments

Survey Code	L1	L2	L3	L4	Setup Number 0
	A0305	010H1	TAT01	02200	Det Cal Due: 12/06/01

L5 CntTy	L6 BkgSu	L7 Grid	L8 LocNm	Sample Number	Count Time	Gross Counts	Net dpm/100cm2	Hi
FLDBK	B0004	ZZZZZ	00000	13	600	4542	-7	
FLDBK	B0001	ZZZZZ	00000	14	600	4584	9	
FLDBK	B0001	ZZZZZ	00000	24	600	4422	-52	
FLDBK	B0004	ZZZZZ	00000	25	600	4705	55	
						Group Average:	1	
FLDCT	B0004	8	00001	15	20	225	828	*
FLDCT	B0004	8	00002	16	20	186	385	
FLDCT	B0004	8	00003	17	20	221	782	*
FLDCT	B0004	8	00004	18	20	230	884	*
FLDCT	B0004	8	00005	19	20	195	488	
FLDCT	B0004	8	00006	20	20	200	544	
FLDCT	B0001	8	00007	21	20	174	249	
FLDCT	B0001	8	00008	22	20	173	238	
FLDCT	B0001	8	00009	23	20	192	454	
						Group Average:	539	

Survey Code	L1	L2	L3	L4	Setup Number 0
	ZZZZZ	EZ260	TAT01	02200	Det Cal Due: 12/06/01

L5 ntTy	L6 BkgSu	L7 Grid	L8 LocNm	Sample Number	Count Time	Gross Counts	Net dpm/100cm2	Hi
PRB00	ZZZZZ	ZZZZZ	00000	10	60	5614	19494	*
PRB00	ZZZZZ	ZZZZZ	00000	11	60	5811	20238	*
PRB00	ZZZZZ	ZZZZZ	00000	12	60	5653	19641	*
						Group Average:	19791	

Survey Code	L1	L2	L3	L4	Setup Number 0
	ZZZZZ	ZZZZZ	TAT01	02200	Det Cal Due: 12/06/01

L5 CntTy	L6 BkgSu	L7 Grid	L8 LocNm	Sample Number	Count Time	Gross Counts	Net dpm/100cm2	Hi
PRBBK	ZZZZZ	ZZZZZ	00000	9	600	3906	-247	
						Group Average:	-247	
PTB00	ZZZZZ	ZZZZZ	00000	27	60	5516	19123	*
PTB00	ZZZZZ	ZZZZZ	00000	28	60	5935	20707	*
PTB00	ZZZZZ	ZZZZZ	00000	29	60	5537	19203	*
						Group Average:	19678	
PTBBK	ZZZZZ	ZZZZZ	00000	26	600	3930	-238	
						Group Average:	-238	

* Hi flag set at 600 dpm/100 cm2

Survey Date: 7/03/01 Report Date: 7/03/01 Page: 2
File: 163 Station: 2

Comments

Total Number of Measurements on this Report: 21

NOTE: This report is grouped by:
Package (L1) (Package number)
Setup number (Detector parameters)
Det Type (L4) (GM pancake-flat surface, Beta 3.5-12" pipe, gamma at 1 m, etc.)
Reason (L3-345) (Char survey, source check, final survey, etc.)
Surface Cat (L2) (Wall, floor, drain, penetration, etc.)
Count Type (L5) (Field count, bkg, pre-, post-, etc.)
Bkgd Sub (L6) (Material code, i.e., wood, iron, concr, etc.)

* Hi flag set at 600 dpm/100 cm2

GTS DURATEK RADIOLOGICAL ENGINEERING & FIELD SERVICES

GEORGIA INSTITUTE OF TECHNOLOGY

7/03/01 Comments Report for File 163 Station: 2

Comment Number	Comment
~~1~~	~~Changes made to Survfils because~~ 7-3-01 BSC No change made to survfils. P.Gwo 7/3/01
2	Deleted sample numbers from 0 to 8 because these data points are on previous days survey. Meter was not cleared prior to starting work for the day.

GTS:0143 :C:\PDOX35\M2350\COMMENTS:R1

GTS DURATEK RADIOLOGICAL ENGINEERING & FIELD SERVICES

GEORGIA INSTITUTE OF TECHNOLOGY

7/03/2001 Graph of File 163 Station: 2

Survey Date: 7/03/2001 Survey Start Time: 08:04:46

Description: A0305 Investigative Survey, 010H1,#8

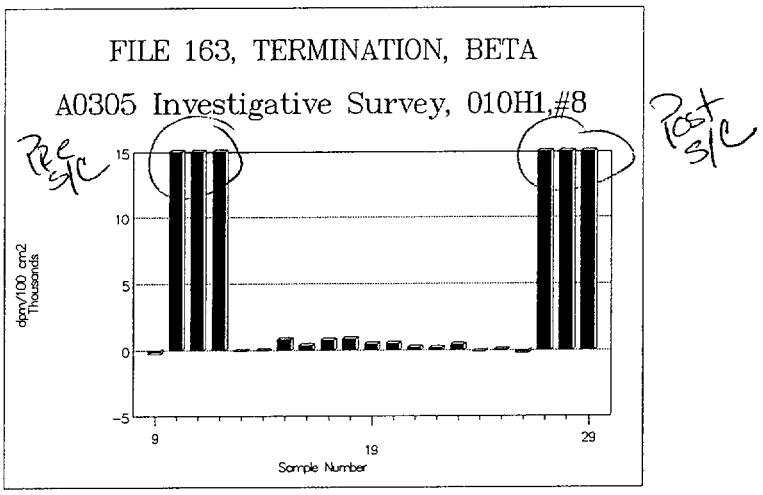

Flag set for 600 dpm/100 cm2. Review values greater than this value.

Review this graph for visual outliers.

Mark outliers, source checks and backgrounds on the graph on this page.

A0305
010H1

E	7	2	6
D	8	*1	5
C	9	3	4

*Location of elevated READING

B
A 1 2 3 4 5 6 7 8 9 10 11 12 13 14 15 16 17 18 19 20 21 22 23 24 25 26 27 28 29 30 31 32 33 34 35 36 37 38 39 40 41 42

B
A 43 44 45 46 47 X X X 51 52 53 54 55 56 57 58 59 60 61 62 63 64 65 66 67 68 69 70 71 72 73 74 75 76 77 78 79 80 81 82 83 84

Removable Beta Summary Table for 1st floor Overhead

Desc.	Gross Counts	Count Time (sec)	Sample Area (cm^2)	Surface	Count Type	Row	Location	Efficiency	Background (cpm)	Activity ($dpm/100cm^2$)	Natural Background ($dpm/100cm^2$)	Net Activity ($dpm/100cm^2$)	MDA ($dpm/100cm^2$)
1st Floor	4	90	100	010H1	FLDCT	ZZZZZ	00001	0.343	2.0	2	0	2	17
Above 2 Meters	3	90	100	010H1	FLDCT	ZZZZZ	00002	0.343	2.0	0	0	0	17
	5	90	100	010H1	FLDCT	ZZZZZ	00003	0.343	2.0	4	0	4	17
	1	90	100	010H1	FLDCT	ZZZZZ	00004	0.343	2.0	-4	0	-4	17
	3	90	100	010H1	FLDCT	ZZZZZ	00005	0.343	2.0	0	0	0	17
	28	90	100	010H1	FLDCT	ZZZZZ	00006	0.343	2.0	49	0	49	17
	0	90	100	010H1	FLDCT	ZZZZZ	00007	0.343	2.0	-6	0	-6	17
	1	90	100	010H1	FLDCT	ZZZZZ	00008	0.343	2.0	-4	0	-4	17
	1	90	100	010H1	FLDCT	ZZZZZ	00009	0.343	2.0	-4	0	-4	17
	4	90	100	010H1	FLDCT	ZZZZZ	00010	0.343	2.0	2	0	2	17
	0	90	100	010H1	FLDCT	ZZZZZ	00011	0.343	2.0	-6	0	-6	17
	0	90	100	010H1	FLDCT	ZZZZZ	00012	0.343	2.0	-6	0	-6	17
	1	90	100	010H1	FLDCT	ZZZZZ	00013	0.343	2.0	-4	0	-4	17
	3	90	100	010H1	FLDCT	ZZZZZ	00014	0.343	2.0	0	0	0	17
	0	90	100	010H1	FLDCT	ZZZZZ	00015	0.343	2.0	-6	0	-6	17
	7	90	100	010H1	FLDCT	ZZZZZ	00016	0.343	2.0	8	0	8	17
	0	90	100	010H1	FLDCT	ZZZZZ	00017	0.343	2.0	-6	0	-6	17
	3	90	100	010H1	FLDCT	ZZZZZ	00018	0.343	2.0	0	0	0	17
	3	90	100	010H1	FLDCT	ZZZZZ	00019	0.343	2.0	0	0	0	17
	1	90	100	010H1	FLDCT	ZZZZZ	00020	0.343	2.0	-4	0	-4	17
	1	90	100	010H1	FLDCT	ZZZZZ	00021	0.343	1.7	-3	0	-3	16
	3	90	100	010H1	FLDCT	ZZZZZ	00022	0.343	1.7	1	0	1	16
	2	90	100	010H1	FLDCT	ZZZZZ	00023	0.343	1.7	-1	0	-1	16
	6	90	100	010H1	FLDCT	ZZZZZ	00024	0.343	1.7	7	0	7	16
	2	90	100	010H1	FLDCT	ZZZZZ	00025	0.343	1.7	-1	0	-1	16
	6	90	100	010H1	FLDCT	ZZZZZ	00026	0.343	1.7	7	0	7	16
	4	90	100	010H1	FLDCT	ZZZZZ	00027	0.343	1.7	3	0	3	16
	2	90	100	010H1	FLDCT	ZZZZZ	00028	0.343	1.7	-1	0	-1	16
	1	90	100	010H1	FLDCT	ZZZZZ	00029	0.343	1.7	-3	0	-3	16
	3	90	100	010H1	FLDCT	ZZZZZ	00030	0.343	1.7	1	0	1	16
	10	90	100	010H2	FLDCT	ZZZZZ	00001	0.343	2.0	14	0	14	17
	4	90	100	010H2	FLDCT	ZZZZZ	00002	0.343	2.0	2	0	2	17
	2	90	100	010H2	FLDCT	ZZZZZ	00003	0.343	2.0	-2	0	-2	17
	2	90	100	010H2	FLDCT	ZZZZZ	00004	0.343	2.0	-2	0	-2	17
	22	90	100	010H2	FLDCT	ZZZZZ	00005	0.343	2.0	37	0	37	17
	4	90	100	010H2	FLDCT	ZZZZZ	00006	0.343	2.0	2	0	2	17
	2	90	100	010H2	FLDCT	ZZZZZ	00007	0.343	2.0	-2	0	-2	17
	1	90	100	010H2	FLDCT	ZZZZZ	00008	0.343	2.0	-4	0	-4	17
	4	90	100	010H2	FLDCT	ZZZZZ	00009	0.343	2.0	2	0	2	17
	0	90	100	010H2	FLDCT	ZZZZZ	00010	0.343	2.0	-6	0	-6	17
	3	90	100	010H2	FLDCT	ZZZZZ	00011	0.343	1.7	1	0	1	16
	3	90	100	010H2	FLDCT	ZZZZZ	00012	0.343	1.7	1	0	1	16
	6	90	100	010H2	FLDCT	ZZZZZ	00013	0.343	1.7	7	0	7	16

Removable Beta Summary Table for 1st floor Overhead

Desc.	Gross Counts	Count Time (sec)	Sample Area (cm^2)	Surface	Count Type	Row	Location	Efficiency	Background (cpm)	Activity ($dpm/100cm^2$)	Natural Background ($dpm/100cm^2$)	Net Activity ($dpm/100cm^2$)	MDA ($dpm/100cm^2$)
	4	90	100	010H2	FLDCT	ZZZZZ	00014	0.343	1.7	3	0	3	16
	1	90	100	010H2	FLDCT	ZZZZZ	00015	0.343	1.7	-3	0	-3	16
	0	90	100	010H2	FLDCT	ZZZZZ	00016	0.343	1.7	-5	0	-5	16
	5	90	100	010H2	FLDCT	ZZZZZ	00017	0.343	1.7	5	0	5	16
	1	90	100	010H2	FLDCT	ZZZZZ	00018	0.343	1.7	-3	0	-3	16
	6	90	100	010H2	FLDCT	ZZZZZ	00019	0.343	1.7	7	0	7	16
	2	90	100	010H2	FLDCT	ZZZZZ	00020	0.343	1.7	-1	0	-1	16
											# Measurements	50	
											Average	2	
											Maximum	49	
											STD DEV	9	
											95% CL on Mean	4	

FINAL SURVEY 010H1 [Z] PIN ~~04~~ 05 6-22-01

PIC IPC9025 216712

055

SN	RPT	ID	ALPHA COUNTS	ALPHA NET CPM	ALPHA DPM	ALPHA LIMITS	BETA COUNTS	BETA NET CPM	BETA DPM	BETA LIMITS	DATE	TIME
			Eff: 34.97% Bkg: 0.00 cpm MDA: 5.17 dpm				Eff: 34.25% Bkg: 2.00 cpm MDA: 20.95 dpm					
001	00	1	0	0.00	0.00		4	0.67	1.95		06-22-2001	12:56:36
002	00	2	0	0.00	0.00		3	0.00	0.00		06-22-2001	12:58:35
003	00	3	0	0.00	0.00		5	1.33	3.89		06-22-2001	13:00:34
004	00	4	1	0.67	1.91		1	-1.53	-4.47		06-22-2001	13:02:33
005	00	5	0	0.00	0.00		3	0.00	0.00		06-22-2001	13:04:32
006	00	6	0	0.00	0.00		28	16.67	48.66		06-22-2001	13:06:31
007	00	7	0	0.00	0.00		0	-2.00	-5.84		06-22-2001	13:08:30
008	00	8	0	0.00	0.00		1	-1.33	-3.89		06-22-2001	13:10:29
009	00	9	0	0.00	0.00		1	-1.33	-3.89		06-22-2001	13:12:28
010	00	10	0	0.00	0.00		4	0.67	1.95		06-22-2001	13:14:27
011	00	11	0	0.00	0.00		0	-2.00	-5.84		06-22-2001	13:16:26
012	00	12	0	0.00	0.00		0	-2.00	-5.84		06-22-2001	13:18:25
013	00	13	0	0.00	0.00		1	-1.33	-3.89		06-22-2001	13:20:24
014	00	14	0	0.00	0.00		3	0.00	0.00		06-22-2001	13:22:23
015	00	15	0	0.00	0.00		0	-2.00	-5.84		06-22-2001	13:24:22
016	00	16	0	0.00	0.00		7	2.67	7.79		06-22-2001	13:26:21
017	00	17	0	0.00	0.00		0	-2.00	-5.84		06-22-2001	13:28:20
018	00	18	0	0.00	0.00		3	0.00	0.00		06-22-2001	13:30:19
019	00	19	0	0.00	0.00		3	0.00	0.00		06-22-2001	13:32:18
020	00	20	1	0.67	1.91		1	-1.53	-4.47		06-22-2001	13:34:17
021	00	~~21~~ 1	0	0.00	0.00		10	4.67	13.63		06-22-2001	13:36:16
022	00	~~22~~ 2	0	0.00	0.00		4	0.67	1.95		06-22-2001	13:38:15
023	00	~~23~~ 3	0	0.00	0.00		2	-0.67	-1.95		06-22-2001	13:40:14
024	00	~~24~~ 4	0	0.00	0.00		2	-0.67	-1.95		06-22-2001	13:42:13
025	00	~~25~~ 5	0	0.00	0.00		22	12.67	36.98		06-22-2001	13:44:12
026	00	~~26~~ 6	0	0.00	0.00		4	0.67	1.95		06-22-2001	13:46:11
027	00	~~27~~ 7	0	0.00	0.00		2	-0.67	-1.95		06-22-2001	13:48:10
028	00	~~28~~ 8	0	0.00	0.00		1	-1.33	-3.89		06-22-2001	13:50:09
029	00	~~29~~ 9	0	0.00	0.00		4	0.67	1.95		06-22-2001	13:52:08
030	00	~~30~~ 10	0	0.00	0.00		0	-2.00	-5.84		06-22-2001	13:54:07

6/25/01

Package #05 ~~FINAL~~ 010H2 6/20/01

Performed By: [signature] Date: 6-22-01

Reviewed By: [signature] Date: 6-27-01

FINAL SURVEY 010H2 [Z] PIN 05

PIC IPC9025 Z16712

056

			ALPHA				BETA			
			Eff: 34.97% Bkg: 0.00 cpm MDA: 5.17 dpm				Eff: 34.25% Bkg: 1.70 cpm MDA: 19.73 dpm			
SN	RPT	ID	COUNTS	NET CPM	DPM	LIMITS	COUNTS	NET CPM	DPM	LIMITS	DATE	TIME
001	00	11	1	0.67	1.91		3	0.10	0.29		06-25-2001	11:11:10
002	00	12	0	0.00	0.00		3	0.30	0.88		06-25-2001	11:13:09
003	00	13	0	0.00	0.00		6	2.30	6.72		06-25-2001	11:15:08
004	00	14	0	0.00	0.00		4	0.97	2.82		06-25-2001	11:17:07
005	00	15	0	0.00	0.00		1	-1.03	-3.02		06-25-2001	11:19:06
006	00	16	0	0.00	0.00		0	-1.70	-4.96		06-25-2001	11:21:05
007	00	17	0	0.00	0.00		5	1.63	4.77		06-25-2001	11:23:04
008	00	18	0	0.00	0.00		1	-1.03	-3.02		06-25-2001	11:25:03
009	00	19	1	0.67	1.91		6	2.10	6.13		06-25-2001	11:27:02
010	00	20	0	0.00	0.00		2	-0.37	-1.07		06-25-2001	11:29:01

Performed By: _____ Date: 6-25-01

Reviewed By: _____ Date: 6-27-01

FINAL SURVEY 010H1 [Z] PIN 05
PIC IPC9025 216712

SN	RPT	ID	ALPHA COUNTS	ALPHA NET CPM	ALPHA DPM	ALPHA LIMITS	BETA COUNTS	BETA NET CPM	BETA DPM	BETA LIMITS	DATE	TIME
			Eff: 34.97% Bkg: 0.00 cpm MDA: 5.17 dpm				Eff: 34.25% Bkg: 1.70 cpm MDA: 19.73 dpm					
001	00	21	0	0.00	0.00		1	-1.03	-3.02		06-25-2001	10:37:53
002	00	22	0	0.00	0.00		3	0.30	0.88		06-25-2001	10:39:52
003	00	23	0	0.00	0.00		2	-0.37	-1.07		06-25-2001	10:41:51
004	00	24	0	0.00	0.00		6	2.30	6.72		06-25-2001	10:43:50
005	00	25	0	0.00	0.00		2	-0.37	-1.07		06-25-2001	10:45:49
006	00	26	1	0.67	1.91		6	2.10	6.13		06-25-2001	10:47:48
007	00	27	0	0.00	0.00		4	0.97	2.82		06-25-2001	10:49:47
008	00	28	0	0.00	0.00		2	-0.37	-1.07		06-25-2001	10:51:46
009	00	29	0	0.00	0.00		1	-1.03	-3.02		06-25-2001	10:53:45
010	00	30	0	0.00	0.00		3	0.30	0.88		06-25-2001	10:55:44

Performed By: [signature] Date: 6-25-01

Reviewed By: [signature] Date: 6-27-01

Section 5

Package 5
H-3 Removable Beta Contamination
Summary Data Table (including lab reports)

Carrier No.	CPM	Count Time (sec)	Sample Area (cm^2)	Surface	Row	Location	Beta Efficiency	Beta Background (cpm)	Activity ($dpm/100cm^2$)	Net Activity ($dpm/100cm^2$)	MDA ($dpm/100cm^2$)
1	47	60	100	01OH1	ZZZZZ	00001	0.323	0.00	146	146	8
2	38	60	100	01OH1	ZZZZZ	00002	0.362	0.00	105	105	7
3	45	60	100	01OH1	ZZZZZ	00003	0.371	0.00	121	121	7
4	32	60	100	01OH1	ZZZZZ	00004	0.371	0.00	86	86	7
5	43	60	100	01OH1	ZZZZZ	00005	0.305	0.00	141	141	9
6	32	60	100	01OH1	ZZZZZ	00006	0.359	0.00	89	89	8
7	42	60	100	01OH1	ZZZZZ	00008	0.347	0.00	121	121	8
8	47	60	100	01OH1	ZZZZZ	00009	0.378	0.00	124	124	7
9	52	60	100	01OH1	ZZZZZ	00010	0.371	0.00	140	140	7
10	42	60	100	01OH1	ZZZZZ	00011	0.341	0.00	123	123	8
11	41	60	100	01OH1	ZZZZZ	00013	0.359	0.00	114	114	8
12	40	60	100	01OH1	ZZZZZ	00014	0.356	0.00	112	112	8
13	43	60	100	01OH1	ZZZZZ	00016	0.323	0.00	133	133	8
14	36	60	100	01OH1	ZZZZZ	00019	0.353	0.00	102	102	8
15	181	60	100	01OH1	ZZZZZ	00020	0.096	0.00	1889	1889	28
16	47	60	100	01OH1	ZZZZZ	00021	0.353	0.00	133	133	8
17	40	60	100	01OH1	ZZZZZ	00023	0.381	0.00	105	105	7
18	42	60	100	01OH1	ZZZZZ	00025	0.365	0.00	115	115	7
19	40	60	100	01OH1	ZZZZZ	00027	0.338	0.00	119	119	8
20	46	60	100	01OH1	ZZZZZ	00029	0.300	0.00	154	154	9
1	55	60	100	01OH2	ZZZZZ	00001	0.457	0.00	120	120	6
2	38	60	100	01OH2	ZZZZZ	00002	0.433	0.00	88	88	6
3	53	60	100	01OH2	ZZZZZ	00003	0.413	0.00	128	128	7
4	49	60	100	01OH2	ZZZZZ	00004	0.430	0.00	114	114	6
5	51	60	100	01OH2	ZZZZZ	00005	0.407	0.00	125	125	7
6	40	60	100	01OH2	ZZZZZ	00006	0.506	0.00	79	79	5
7	43	60	100	01OH2	ZZZZZ	00007	0.353	0.00	122	122	8
8	46	60	100	01OH2	ZZZZZ	00008	0.374	0.00	123	123	7
9	37	60	100	01OH2	ZZZZZ	00009	0.205	0.00	180	180	13
10	23	60	100	01OH2	ZZZZZ	00010	0.112	0.00	206	206	24
									# Measurements	30	
									Average	182	
									Maximum	1889	
									STD DEV	318	
									95% CL on Mean	313	

059

R: 1 ID:SMEARS PRESET TIME: 1.00 WED 27 JUN 2001 09:46
SAMPLE REPEAT: 1 CYCLE REPEAT: 1 SCR:N RS232:N
H#: 1 AQC:N QCF:N RCM:N 2 PHASE MONITOR:N
CHANNEL 1-LL: 0 UL: 400 2SIGMA: 2.00 BKG SUB: 0.00 BKG 2SIG: 0.00 LSR: 0
CHANNEL 2-LL: 0 UL: 670 2SIGMA: 2.00 BKG SUB: 0.00 BKG 2SIG: 0.00 LSR: 0
CHANNEL 3-LL: 0 UL:1000 2SIGMA: 2.00 BKG SUB: 0.00 BKG 2SIG: 0.00 LSR: 0

SINGLE LABEL DPM, SET UP ON SUN 24 JUN 2001 16:19
UNKNOWN ID:SMEARS UNKNOWN REPLICATES: 1
UNKNOWN NORM FACTOR:Q 1.00000 UNKNOWN UNITS:DPM
QUENCH MODE:H CALCULATE COEFF:N HALF LIFE(DAYS):N
QUENCH COEFF A: 4.328559 B:-0.0051270 C:-0.0000122 D:-0.0000000212
STANDARD ID:
QUENCH LIMITS LOW:90.00 HIGH:390.0

SAM	POS	CH	CPM	2SIG%	TIME	EL TIME	AVG H#	ERR
1	8- 1	1	47.00	29.17	1.00	1.30	123.0	
		2	79.00	22.50				
		3	113.00	18.81				
					%EFF:32.26	ISO1 DPM	:145.6791	
2	8- 2	1	38.00	32.44	1.00	2.78	110.0	
		2	69.00	24.08				
		3	90.00	21.08				
					%EFF:36.19	ISO1 DPM	:105.0046	
3	8- 3	1	45.00	29.81	1.00	4.53	107.0	
		2	73.00	23.41				
		3	113.00	18.81				
					%EFF:37.13	ISO1 DPM	:121.2091	
4	8- 4	1	32.00	35.36	1.00	6.00	107.0	
		2	56.00	26.73				
		3	96.00	20.41				
					%EFF:37.13	ISO1 DPM	:86.19315	
5	8- 5	1	43.00	30.50	1.00	7.48	129.0	
		2	77.00	22.79				
		3	96.00	20.41				
					%EFF:30.53	ISO1 DPM	:140.8537	
6	8- 6	1	32.00	35.36	1.00	8.97	111.0	
		2	68.00	24.25				
		3	96.00	20.41				
					%EFF:35.88	ISO1 DPM	:89.18858	
7	8- 7	1	42.00	30.86	1.00	10.45	115.0	
		2	70.00	23.90				
		3	104.00	19.61				
					%EFF:34.65	ISO1 DPM	:121.2038	
8	8- 8	1	47.00	29.17	1.00	11.93	105.0	
		2	76.00	22.94				
		3	107.00	19.33				
					%EFF:37.76	ISO1 DPM	:124.4798	
9	8- 9	1	52.00	27.74	1.00	13.42	107.0	
		2	81.00	22.22				
		3	118.00	18.41				
					%EFF:37.13	ISO1 DPM	:140.0639	

Performed By: [signature] Date: 6-27-01

Reviewed By: [signature] Date: 6-27-01
[signature] 6/27/01

	POS	CH	CPM	2SIG%	TIME	EL TIME	AVG H#	ERR
10	8-10	1	42.00	30.86	1.00	14.90	117.0	
		2	62.00	25.40				
		3	100.00	20.00				
					%EFF:	34.05	ISO1 DPM	:123.3597
11	8-11	1	41.00	31.23	1.00	16.39	111.0	
		2	69.00	24.08				
		3	98.00	20.20				
					%EFF:	35.88	ISO1 DPM	:114.2729
12	8-12	1	40.00	31.62	1.00	17.88	112.0	
		2	64.00	25.00				
		3	98.00	20.20				
					%EFF:	35.57	ISO1 DPM	:112.4533
13	6- 1	1	43.00	30.50	1.00	19.41	123.0	
		2	73.00	23.41				
		3	105.00	19.52				
					%EFF:	32.26	ISO1 DPM	:133.2809
14	6- 2	1	36.00	33.33	1.00	20.90	113.0	
		2	72.00	23.57				
		3	101.00	19.90				
					%EFF:	35.26	ISO1 DPM	:102.0895
15	6- 3	1	181.00	14.87	1.00	22.38	229.0	
		2	245.00	12.78				
		3	263.00	12.33				
					%EFF:	9.584	ISO1 DPM	:1888.557
16	6- 4	1	47.00	29.17	1.00	23.87	113.0	
		2	66.00	24.62				
		3	105.00	19.52				
					%EFF:	35.26	ISO1 DPM	:133.2835
17	6- 5	1	40.00	31.62	1.00	25.34	104.0	
		2	62.00	25.40				
		3	91.00	20.97				
					%EFF:	38.07	ISO1 DPM	:105.0565
18	6- 6	1	42.00	30.86	1.00	26.82	109.0	
		2	62.00	25.40				
		3	96.00	20.41				
					%EFF:	36.50	ISO1 DPM	:115.0689
19	6- 7	1	40.00	31.62	1.00	28.29	118.0	
		2	68.00	24.25				
		3	90.00	21.08				
					%EFF:	33.75	ISO1 DPM	:118.5313
20	6- 8	1	46.00	29.49	1.00	29.77	131.0	
		2	81.00	22.22				
		3	112.00	18.90				
					%EFF:	29.96	ISO1 DPM	:153.5330

Performed By: [signature] Date: 6-21

Reviewed By: [signature] Date: 6/27/01

R: 1 ID:SMEARS PRESET TIME: 1.00 TUE 26 JUN 2001 08:38
PLE REPEAT: 1 CYCLE REPEAT: 1 SCR:N RS232:N
H#: 1 AGC:N QCF:N RCM:N 2 PHASE MONITOR:N
CHANNEL 1-LL: 0 UL: 400 2SIGMA: 2.00 BKG SUB: 0.00 BKG 2SIG: 0.00 LSR: 0
CHANNEL 2-LL: 0 UL: 670 2SIGMA: 2.00 BKG SUB: 0.00 BKG 2SIG: 0.00 LSR: 0
CHANNEL 3-LL: 0 UL:1000 2SIGMA: 2.00 BKG SUB: 0.00 BKG 2SIG: 0.00 LSR: 0

SINGLE LABEL DPM, SET UP ON SUN 24 JUN 2001 16:19
UNKNOWN ID:SMEARS UNKNOWN REPLICATES: 1
UNKNOWN NORM FACTOR:@ 1.00000 UNKNOWN UNITS:DPM
QUENCH MODE:H CALCULATE COEFF:N HALF LIFE(DAYS):N
QUENCH COEFF A: 4.328559 B:-0.0051270 C:-0.0000122 D:-0.0000000212
STANDARD ID:
QUENCH LIMITS LOW:90.00 HIGH:390.0

SAM	POS	CH	CPM	2SIG%	TIME	EL TIME	AVG H#		ERR
1	8- 1	1	55.00	26.97	1.00	1.31	81.0		114
		2	70.00	23.90					
		3	100.00	20.00					
					%EFF:45.69	ISO1 DPM		:120.3661	
2	8- 2	1	38.00	32.44	1.00	2.80	88.0		114
		2	68.00	24.25					
		3	94.00	20.41					
					%EFF:43.31	ISO1 DPM		:87.73296	
3	8- 3	1	53.00	27.47	1.00	4.28	94.0		
		2	69.00	24.08					
		3	112.00	18.90					
					%EFF:41.31	ISO1 DPM		:128.2843	
4	8- 4	1	49.00	28.57	1.00	5.78	89.0		114
		2	71.00	23.74					
		3	103.00	19.71					
					%EFF:42.98	ISO1 DPM		:114.0134	
5	8- 5	1	51.00	28.01	1.00	7.26	96.0		
		2	76.00	22.94					
		3	112.00	18.90					
					%EFF:40.66	ISO1 DPM		:125.4387	
6	8- 6	1	40.00	31.62	1.00	8.74	67.0		114
		2	64.00	25.00					
		3	95.00	20.52					
					%EFF:50.60	ISO1 DPM		:79.05523	
7	8- 7	1	43.00	30.50	1.00	10.23	113.0		
		2	71.00	23.74					
		3	91.00	20.97					
					%EFF:35.26	ISO1 DPM		:121.9402	
8	8- 8	1	46.00	29.49	1.00	11.73	106.0		
		2	70.00	23.90					
		3	97.00	20.31					
					%EFF:37.44	ISO1 DPM		:122.8600	
9	8- 9	1	37.00	32.88	1.00	13.21	168.0		
		2	67.00	24.43					
		3	86.00	21.57					
					%EFF:20.54	ISO1 DPM		:180.1380	

Performed By: [signature] Date: 6-26-01
Reviewed By: [signature] Date: 6/27/01

	POS	CH	DPM	2SIG%	TIME	EL TIME	AVG H#	ERR
10	9-10	1	23.00	41.70	1.00	14.68	218.0	
		2	55.00	26.97				
		3	68.00	24.25				

%EFF:11.15 ISO1 DPM :206.2780

Performed By: [signature] Date: 6-26-01

Reviewed By: [signature] Date: 6/27/01

Georgia Institute of Technology
Research Reactor

Final Survey Package 6

Reactor Building Ventilation Hold-up Duct

TABLE OF CONTENTS

Section 1 - Survey Package 6 Worksheet for the Ventilation Hold-Up Duct 3

Section 2 - Package 6 Grid Map of the Survey Area Drawings 8

Section 3 - Package 6 Hold-Up Duct Direct Beta Summary (Including download reports) 10

Section 4 - Package 6 Removable Beta Contamination (including lab reports)..... 25

Section 5 - Package 6 H-3 Removable Beta Contamination Summary Data Table (including lab reports) 39

Section 1

Survey Package 6 Worksheet for the Ventilation Hold-Up Duct

Duratek Inc.
Survey Package Worksheet for the Ventilation Hold-Up Duct
Georgia Institute of Technology Research Reactor

Package Identification No.: 6	Prepared by: Paul Jones
Location: Hold-Up Duct	Date prepared: 06/18/2001
Area Classification: Suspect Affected	

Area Description

The survey area consists of the hold-up duct located in the basement of the reactor building.

Historical Information

The hold-up duct is part of the reactor building ventilation system on the intake side of the HEPA filters. The hold-up duct is approx. 60' in length and is located directly below the basement floor.

General Survey Instructions

Floor and lower walls of the hold-up duct.

1) Ensure the area is gridded as shown on the grid map(s).
2) Perform a 100% beta scan on the floor and lower walls to identify areas of elevated activity.
3) Obtain 1 direct beta measurement for each 1 m^2.
4) Obtain 1 smear for removable beta and alpha contamination for each 1 m^2 of area.
5) Obtain required smears for H-3 analysis (See special Instructions for the minimum number of smears required). Denote location of all smears on map.

Use only the Package ID, L2, L7 and L8 codes when labeling smears for counting.

Use all location codes provided below when taking fixed beta readings.

Survey Pa[illegible] 6 : 1 continued
[illegible] 8/7/01

Special Instructions
Source check meters to Tc-99 for beta measurements. Use gas flow proportional detector model numbers 43-68 and 43-106 for surveys. The direct beta, smears, and the exposure rate measurements should be taken in the center of each grid. Verify that the MDA is less than 600dpm/100cm2 for direct beta measurements after obtaining initial background. Obtain at least two 10 minute field background readings on each type of surface (eg, concrete walls, and metal covers) During scanning the detector is to be kept as close to the surface as possible and moved across the surface at a slow speed (scan speed shall not exceed one probe width per sec). The scan should be performed using the audible output and using headphones whenever necessary.

Survey performance (Initial and date as each survey is complete)

Location Code					General Description	Beta Scan	Direct Beta	1 meter Gamma	Smear Gross α/β	LS Smear
L1	L2	L6	L7	L8						
Georgia Tech Research Reactor Ground Floor General Area HOLD-UP DUCT										
A0206	01F01	B0001	A	1 thru 22	Floor	DB 7-10-01	(22) RA2 7-10-01	N/A	(22) WMB 6-29-01	(7) WMB 6-29-01
A0206	01W01	B0001	A thru B	1 thru 22	Wall 1	DB 7-10-01	(44) RA2 7-10-01	N/A	(44) WMB 6-29-01	(7) WMB 6-29-01
A0206	01W02	B0001	A thru B	1	Wall 2	DB 7-10-01	(2) RA2 7-10-01	N/A	(2) WMB 6-29-01	(1) WMB 6-29-01
A0206	01W03	B0001	A thru B	1 thru 22	Wall 3	DB 7-10-01	(44) RA2 7-10-01	N/A	(44) WMB 6-29-01	(7) WMB 6-29-01
A0206	01W04	B0001	A thru B	1	Wall 4	DB 7-10-01	(2) RA2 7-10-01	N/A	(2) WMB 6-29-01	(1) WMB 6-29-01
A0206	01C01	B0001 and B9999	A	1 thru 21	Ceiling	DB 7-10-01	(21) RA2 7-10-01	N/A	(21) WMB 6-29-01	(7) WMB 6-29-01
	A N									

005

Survey performance (Initial a[illegible]s each survey is complete)

Location Code					General Description	Beta Scan	Direct Beta	1 meter Gamma	Smear Gross α/β	LS Smear
L1	L2	L6	L7	L8						
			N	A						
								A		
							N			

P. Jones 8/7/01

Package Review	
Date Package Completed	5/22/01
Package Reviewed by and Date	[illegible] 5/22/01

Survey Comments

Section 2

Package 6
Grid Map of the Survey Area Drawings

009

REACTOR BLDG BASEMENT VENTILATION HOLD-UP DUCT

6-29-01
RQZ

#- SURVEY POINTS

Package 06 (A0206)

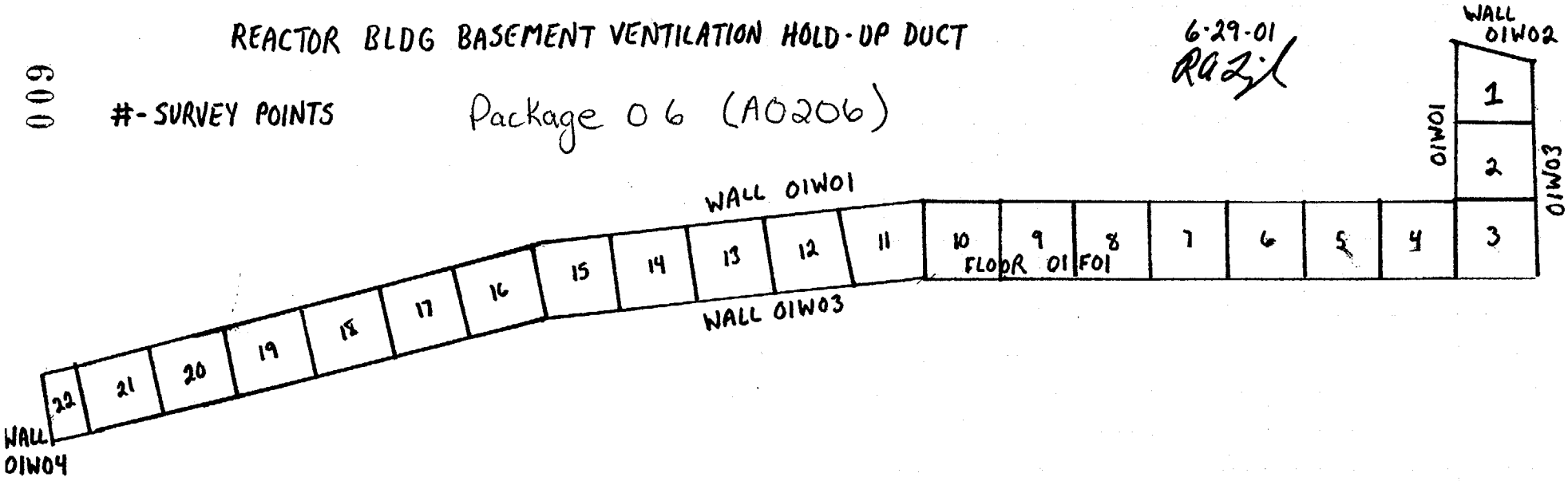

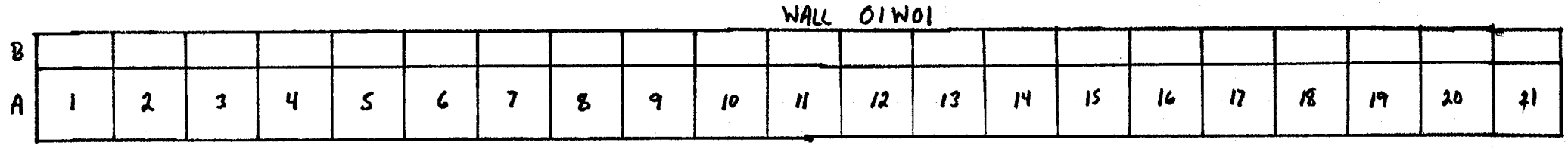

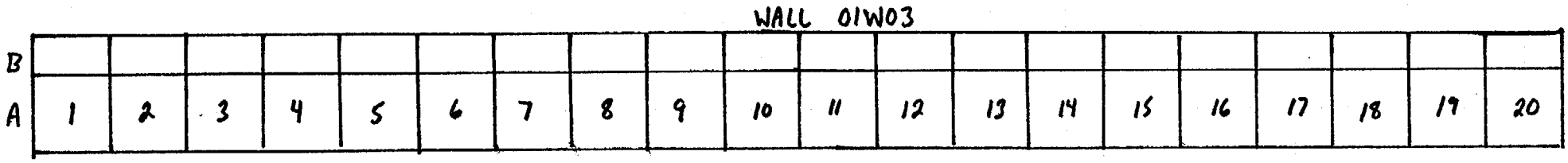

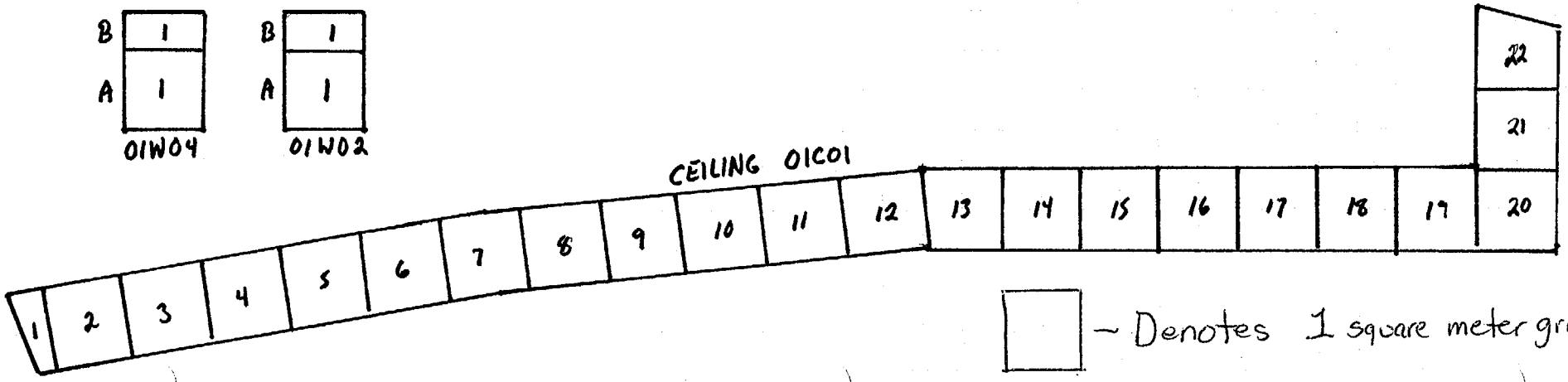

— Denotes 1 square meter grid.

Reactor Building Ventillation Hold-Up Duct

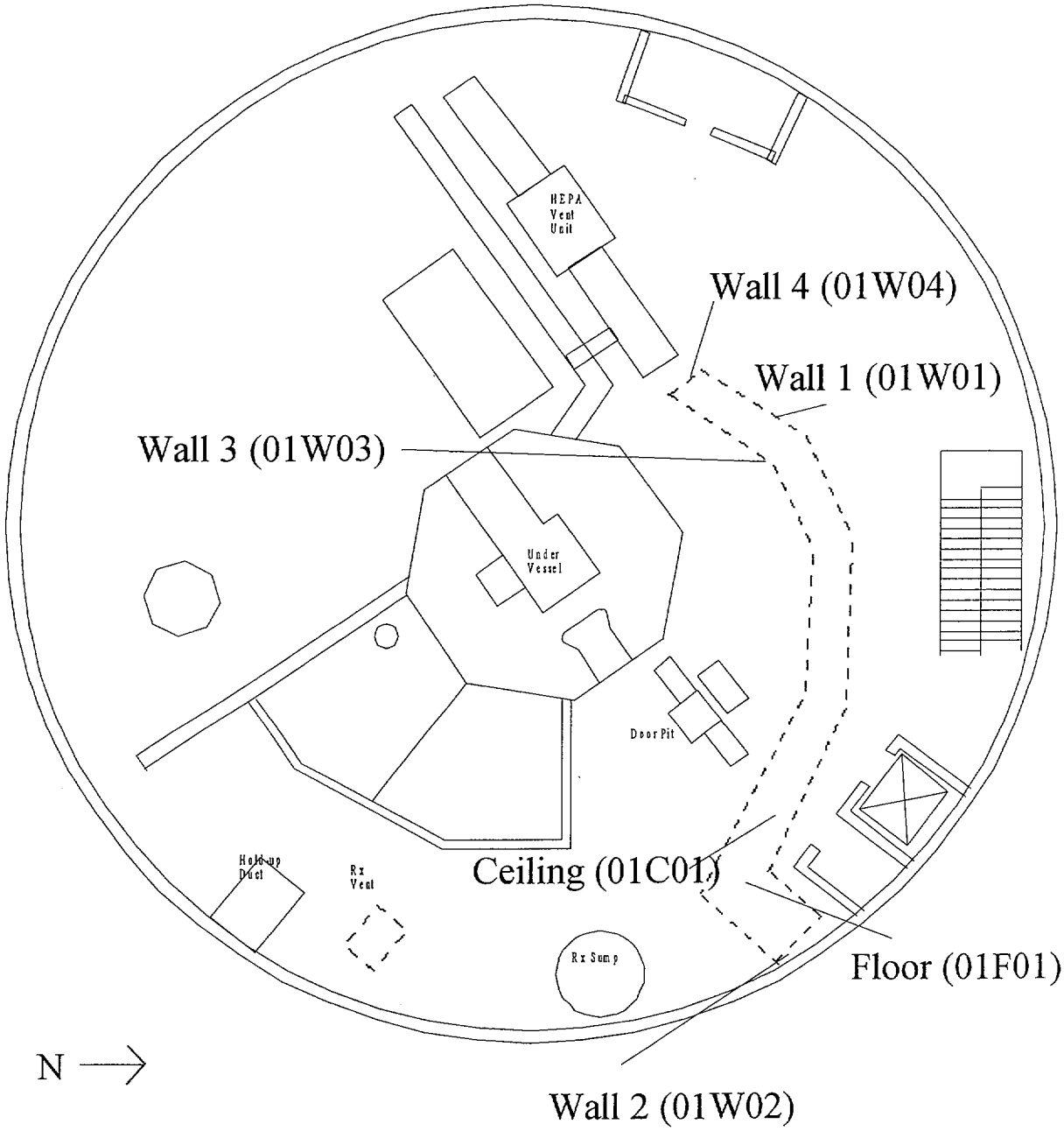

Section 3

Package 6
Hold-Up Duct Direct Beta Summary
(including download reports)

File 158 Hold Up Duct Direct Beta Summary Table (Floor, Walls, & Ceiling)

Desc.	File	Sample Number	Gross Counts	Count Time (sec)	Material Type	Detector Area (cm^2)	Surface	Count Type	Row	Location	Efficiency (cpm/dpm)	Background (cpm)	Activity ($dpm/100cm^2$)	Natural Background (dpm/100cm2)	Net Activity ($dpm/100cm^2$)	MDA ($dpm/100cm^2$)
Ceiling	158	121	269	20	B0002	126	01C01	FLDCT	A	00001	0.216	610	725	354	371	595
	158	122	285	20	B0002	126	01C01	FLDCT	A	00002	0.216	610	901	354	547	595
	158	123	297	20	B0002	126	01C01	FLDCT	A	00003	0.216	610	1033	354	679	595
	158	124	267	20	B0002	126	01C01	FLDCT	A	00004	0.216	610	703	354	349	595
	158	125	270	20	B0002	126	01C01	FLDCT	A	00005	0.216	610	736	354	382	595
	158	126	234	20	B0002	126	01C01	FLDCT	A	00006	0.216	610	339	354	-15	595
	158	127	244	20	B0002	126	01C01	FLDCT	A	00007	0.216	610	449	354	95	595
	158	128	217	20	B0002	126	01C01	FLDCT	A	00008	0.216	610	151	354	-203	595
	158	129	266	20	B0002	126	01C01	FLDCT	A	00009	0.216	610	692	354	338	595
	158	130	237	20	B0002	126	01C01	FLDCT	A	00010	0.216	610	372	354	18	595
	158	131	276	20	B0002	126	01C01	FLDCT	A	00011	0.216	610	802	354	448	595
	158	132	227	20	B0002	126	01C01	FLDCT	A	00012	0.216	610	262	354	-92	595
	158	133	261	20	B0002	126	01C01	FLDCT	A	00013	0.216	610	636	354	282	595
	158	134	247	20	B0002	126	01C01	FLDCT	A	00014	0.216	610	482	354	128	595
	158	135	252	20	B0002	126	01C01	FLDCT	A	00015	0.216	610	537	354	183	595
	158	136	282	20	B0002	126	01C01	FLDCT	A	00016	0.216	610	868	354	514	595
	158	137	260	20	B0002	126	01C01	FLDCT	A	00017	0.216	610	625	354	271	595
	158	138	287	20	B0002	126	01C01	FLDCT	A	00018	0.216	610	923	354	569	595
	158	139	284	20	B0002	126	01C01	FLDCT	A	00019	0.216	610	890	354	536	595
	158	140	161	20	B9999	126	01C01	FLDCT	A	00020	0.216	415	250	0	250	463
	158	141	291	20	B0002	126	01C01	FLDCT	A	00021	0.216	610	967	354	613	595
	158	142	293	20	B0002	126	01C01	FLDCT	A	00022	0.216	610	989	354	635	595
Floor	158	5	317	20	B0002	126	01F01	FLDCT	ZZZZZ	00001	0.216	610	1254	354	900	595
	158	6	354	20	B0002	126	01F01	FLDCT	ZZZZZ	00002	0.216	610	1662	354	1308	595
	158	7	327	20	B0002	126	01F01	FLDCT	ZZZZZ	00003	0.216	610	1364	354	1010	595
	158	8	283	20	B0002	126	01F01	FLDCT	ZZZZZ	00004	0.216	610	879	354	525	595
	158	9	305	20	B0002	126	01F01	FLDCT	ZZZZZ	00005	0.216	610	1121	354	767	595
	158	10	362	20	B0002	126	01F01	FLDCT	ZZZZZ	00006	0.216	610	1750	354	1396	595
	158	11	336	20	B0002	126	01F01	FLDCT	ZZZZZ	00007	0.216	610	1463	354	1109	595
	158	12	347	20	B0002	126	01F01	FLDCT	ZZZZZ	00008	0.216	610	1584	354	1230	595
	158	13	315	20	B0002	126	01F01	FLDCT	ZZZZZ	00009	0.216	610	1232	354	878	595
	158	14	323	20	B0002	126	01F01	FLDCT	ZZZZZ	00010	0.216	610	1320	354	966	595
	158	15	285	20	B0002	126	01F01	FLDCT	ZZZZZ	00011	0.216	610	901	354	547	595
	158	16	268	20	B0002	126	01F01	FLDCT	ZZZZZ	00012	0.216	610	714	354	360	595
	158	17	265	20	B0002	126	01F01	FLDCT	ZZZZZ	00013	0.216	610	680	354	326	595
	158	18	323	20	B0002	126	01F01	FLDCT	ZZZZZ	00014	0.216	610	1320	354	966	595
	158	19	331	20	B0002	126	01F01	FLDCT	ZZZZZ	00015	0.216	610	1408	354	1054	595
	158	20	322	20	B0002	126	01F01	FLDCT	ZZZZZ	00016	0.216	610	1309	354	955	595
	158	21	301	20	B0002	126	01F01	FLDCT	ZZZZZ	00017	0.216	610	1077	354	723	595
	158	22	307	20	B0002	126	01F01	FLDCT	ZZZZZ	00018	0.216	610	1143	354	789	595
	158	23	298	20	B0002	126	01F01	FLDCT	ZZZZZ	00019	0.216	610	1044	354	690	595
	158	24	302	20	B0002	126	01F01	FLDCT	ZZZZZ	00020	0.216	610	1088	354	734	595
	158	25	317	20	B0002	126	01F01	FLDCT	ZZZZZ	00021	0.216	610	1254	354	900	595
	158	26	320	20	B0002	126	01F01	FLDCT	ZZZZZ	00022	0.216	610	1287	354	933	595

Desc.	File	Sample Number	Gross Counts	Count Time (sec)	Material Type	Detector Area (cm^2)	Surface	Count Type	Row	Location	Efficiency (cpm/dpm)	Background (cpm)	Activity (dpm/100cm^2)	Natural Background (dpm/100cm2)	Net Activity (dpm/100cm^2)	MDA (dpm/100cm^2)
Wall 1	158	29	245	20	B0002	126	01W01	FLDCT	A	00001	0.216	610	460	354	106	595
	158	30	228	20	B0002	126	01W01	FLDCT	A	00002	0.216	610	273	354	-81	595
	158	31	263	20	B0002	126	01W01	FLDCT	A	00003	0.216	610	658	354	304	595
	158	32	266	20	B0002	126	01W01	FLDCT	A	00004	0.216	610	692	354	338	595
	158	33	258	20	B0002	126	01W01	FLDCT	A	00005	0.216	610	603	354	249	595
	158	34	281	20	B0002	126	01W01	FLDCT	A	00006	0.216	610	857	354	503	595
	158	35	292	20	B0002	126	01W01	FLDCT	A	00007	0.216	610	978	354	624	595
	158	36	269	20	B0002	126	01W01	FLDCT	A	00008	0.216	610	725	354	371	595
	158	37	283	20	B0002	126	01W01	FLDCT	A	00009	0.216	610	879	354	525	595
	158	38	286	20	B0002	126	01W01	FLDCT	A	00010	0.216	610	912	354	558	595
	158	39	302	20	B0002	126	01W01	FLDCT	A	00011	0.216	610	1088	354	734	595
	158	40	235	20	B0002	126	01W01	FLDCT	A	00012	0.216	610	350	354	-4	595
	158	41	259	20	B0002	126	01W01	FLDCT	A	00013	0.216	610	614	354	260	595
	158	42	251	20	B0002	126	01W01	FLDCT	A	00014	0.216	610	526	354	172	595
	158	43	250	20	B0002	126	01W01	FLDCT	A	00015	0.216	610	515	354	161	595
	158	44	276	20	B0002	126	01W01	FLDCT	A	00016	0.216	610	802	354	448	595
	158	45	274	20	B0002	126	01W01	FLDCT	A	00017	0.216	610	780	354	426	595
	158	46	258	20	B0002	126	01W01	FLDCT	A	00018	0.216	610	603	354	249	595
	158	47	278	20	B0002	126	01W01	FLDCT	A	00019	0.216	610	824	354	470	595
	158	48	275	20	B0002	126	01W01	FLDCT	A	00020	0.216	610	791	354	437	595
	158	49	258	20	B0002	126	01W01	FLDCT	A	00021	0.216	610	603	354	249	595
	158	58	260	20	B0002	126	01W01	FLDCT	B	00001	0.216	610	625	354	271	595
	158	59	274	20	B0002	126	01W01	FLDCT	B	00002	0.216	610	780	354	426	595
	158	60	282	20	B0002	126	01W01	FLDCT	B	00003	0.216	610	868	354	514	595
	158	61	233	20	B0002	126	01W01	FLDCT	B	00004	0.216	610	328	354	-26	595
	158	62	266	20	B0002	126	01W01	FLDCT	B	00005	0.216	610	692	354	338	595
	158	63	265	20	B0002	126	01W01	FLDCT	B	00006	0.216	610	680	354	326	595
	158	64	255	20	B0002	126	01W01	FLDCT	B	00007	0.216	610	570	354	216	595
	158	65	290	20	B0002	126	01W01	FLDCT	B	00008	0.216	610	956	354	602	595
	158	66	239	20	B0002	126	01W01	FLDCT	B	00009	0.216	610	394	354	40	595
	158	67	287	20	B0002	126	01W01	FLDCT	B	00010	0.216	610	923	354	569	595
	158	68	283	20	B0002	126	01W01	FLDCT	B	00011	0.216	610	879	354	525	595
	158	69	263	20	B0002	126	01W01	FLDCT	B	00012	0.216	610	658	354	304	595
	158	70	280	20	B0002	126	01W01	FLDCT	B	00013	0.216	610	846	354	492	595
	158	71	289	20	B0002	126	01W01	FLDCT	B	00014	0.216	610	945	354	591	595
	158	72	266	20	B0002	126	01W01	FLDCT	B	00015	0.216	610	692	354	338	595
	158	73	301	20	B0002	126	01W01	FLDCT	B	00016	0.216	610	1077	354	723	595
	158	74	290	20	B0002	126	01W01	FLDCT	B	00017	0.216	610	956	354	602	595
	158	75	274	20	B0002	126	01W01	FLDCT	B	00018	0.216	610	780	354	426	595
	158	76	314	20	B0002	126	01W01	FLDCT	B	00019	0.216	610	1221	354	867	595
	158	77	298	20	B0002	126	01W01	FLDCT	B	00020	0.216	610	1044	354	690	595
	158	78	289	20	B0002	126	01W01	FLDCT	B	00021	0.216	610	945	354	591	595
Wall 2	158	79	266	20	B0002	126	01W02	FLDCT	A	00001	0.216	610	692	354	338	595
	158	80	295	20	B0002	126	01W02	FLDCT	B	00001	0.216	610	1011	354	657	595
Wall 3	158	81	290	20	B0002	126	01W03	FLDCT	A	00001	0.216	610	956	354	602	595
	158	82	282	20	B0002	126	01W03	FLDCT	A	00002	0.216	610	868	354	514	595
	158	83	280	20	B0002	126	01W03	FLDCT	A	00003	0.216	610	846	354	492	595
	158	84	267	20	B0002	126	01W03	FLDCT	A	00004	0.216	610	703	354	349	595
	158	85	264	20	B0002	126	01W03	FLDCT	A	00005	0.216	610	669	354	315	595
	158	86	260	20	B0002	126	01W03	FLDCT	A	00006	0.216	610	625	354	271	595
	158	87	264	20	B0002	126	01W03	FLDCT	A	00007	0.216	610	669	354	315	595
	158	88	278	20	B0002	126	01W03	FLDCT	A	00008	0.216	610	824	354	470	595

File 158 Hold Up Duct Direct Beta Summary Table (Floor, Walls, & Ceiling)

Desc.	File	Sample Number	Gross Counts	Count Time (sec)	Material Type	Detector Area (cm^2)	Surface	Count Type	Row	Location	Efficiency (cpm/dpm)	Background (cpm)	Activity (dpm/100cm2)	Natural Background (dpm/100cm2)	Net Activity (dpm/100cm^2)	MDA (dpm/100cm^2)
	158	89	265	20	B0002	126	01W03	FLDCT	A	00009	0.216	610	680	354	326	595
	158	90	275	20	B0002	126	01W03	FLDCT	A	00010	0.216	610	791	354	437	595
	158	91	253	20	B0002	126	01W03	FLDCT	A	00011	0.216	610	548	354	194	595
	158	92	259	20	B0002	126	01W03	FLDCT	A	00012	0.216	610	614	354	260	595
	158	93	256	20	B0002	126	01W03	FLDCT	A	00013	0.216	610	581	354	227	595
	158	94	242	20	B0002	126	01W03	FLDCT	A	00014	0.216	610	427	354	73	595
	158	95	295	20	B0002	126	01W03	FLDCT	A	00015	0.216	610	1011	354	657	595
	158	96	271	20	B0002	126	01W03	FLDCT	A	00016	0.216	610	747	354	393	595
	158	97	243	20	B0002	126	01W03	FLDCT	A	00017	0.216	610	438	354	84	595
	158	98	268	20	B0002	126	01W03	FLDCT	A	00018	0.216	610	714	354	360	595
	158	99	325	20	B0002	126	01W03	FLDCT	A	00019	0.216	610	1342	354	988	595
	158	100	263	20	B0002	126	01W03	FLDCT	A	00020	0.216	610	658	354	304	595
	158	101	259	20	B0002	126	01W03	FLDCT	B	00001	0.216	610	614	354	260	595
	158	102	238	20	B0002	126	01W03	FLDCT	B	00002	0.216	610	383	354	29	595
	158	103	264	20	B0002	126	01W03	FLDCT	B	00003	0.216	610	669	354	315	595
	158	104	270	20	B0002	126	01W03	FLDCT	B	00004	0.216	610	736	354	382	595
	158	105	268	20	B0002	126	01W03	FLDCT	B	00005	0.216	610	714	354	360	595
	158	106	257	20	B0002	126	01W03	FLDCT	B	00006	0.216	610	592	354	238	595
	158	107	268	20	B0002	126	01W03	FLDCT	B	00007	0.216	610	714	354	360	595
	158	108	279	20	B0002	126	01W03	FLDCT	B	00008	0.216	610	835	354	481	595
	158	109	258	20	B0002	126	01W03	FLDCT	B	00009	0.216	610	603	354	249	595
	158	110	250	20	B0002	126	01W03	FLDCT	B	00010	0.216	610	515	354	161	595
	158	111	223	20	B0002	126	01W03	FLDCT	B	00011	0.216	610	218	354	-136	595
	158	112	230	20	B0002	126	01W03	FLDCT	B	00012	0.216	610	295	354	-59	595
	158	113	249	20	B0002	126	01W03	FLDCT	B	00013	0.216	610	504	354	150	595
	158	114	240	20	B0002	126	01W03	FLDCT	B	00014	0.216	610	405	354	51	595
	158	115	236	20	B0002	126	01W03	FLDCT	B	00015	0.216	610	361	354	7	595
	158	116	279	20	B0002	126	01W03	FLDCT	B	00016	0.216	610	835	354	481	595
	158	117	316	20	B0002	126	01W03	FLDCT	B	00017	0.216	610	1243	354	889	595
	158	118	258	20	B0002	126	01W03	FLDCT	B	00018	0.216	610	603	354	249	595
	158	119	221	20	B0002	126	01W03	FLDCT	B	00019	0.216	610	195	354	-159	595
	158	120	303	20	B0002	126	01W03	FLDCT	B	00020	0.216	610	1099	354	745	595
Wall 4	158	27	270	20	B0002	126	01W04	FLDCT	A	00001	0.216	610	736	354	382	595
	158	28	253	20	B0002	126	01W04	FLDCT	B	00001	0.216	610	548	354	194	595
														# Measurements	130	
														Average	436	
														Maximum	1396	
														STD DEV	308	
														95% CL on Mean	489	

014

Hold-up Duct Walls Direct Beta Graph

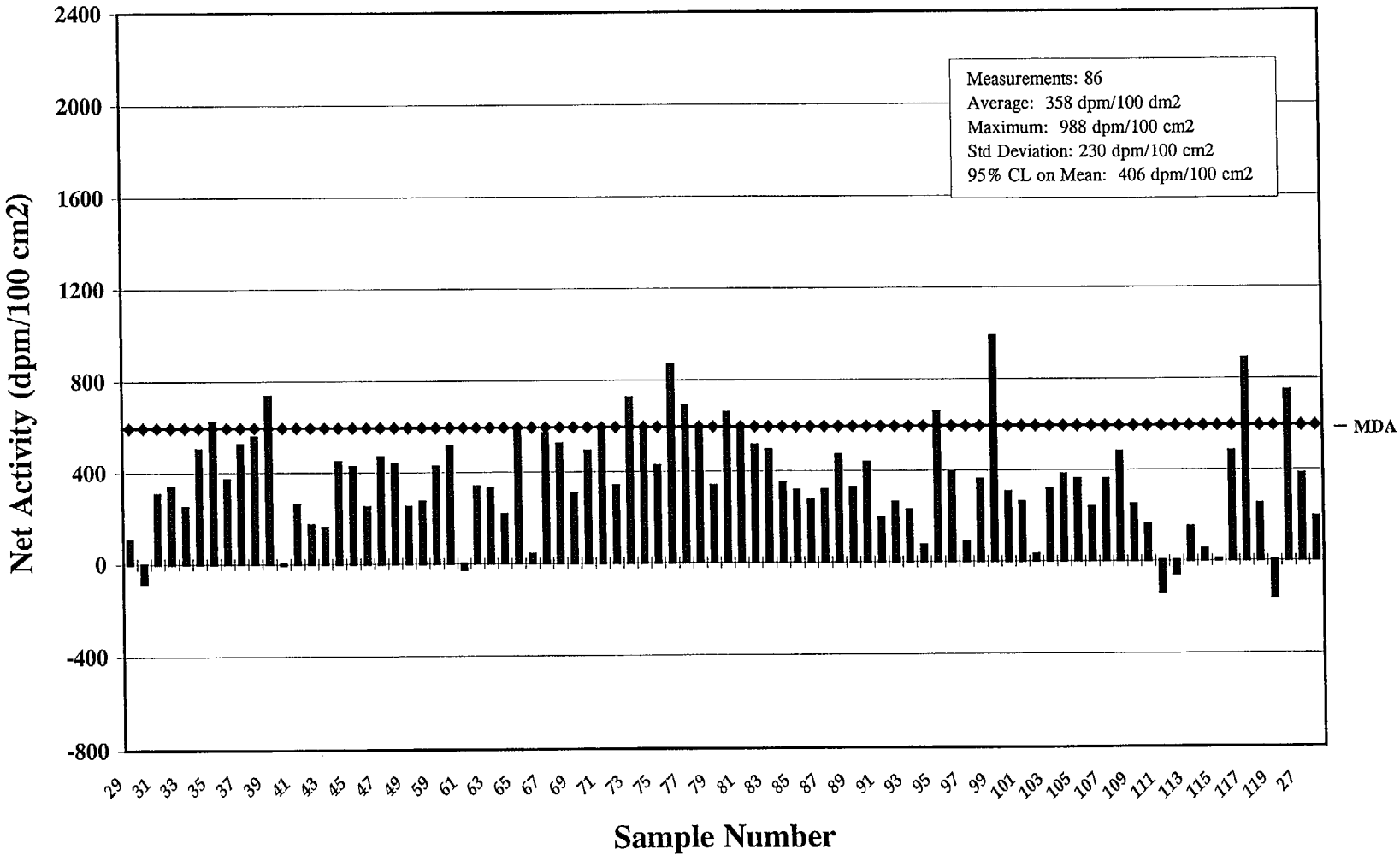

015

Hold-up Duct Floor Direct Beta Graph

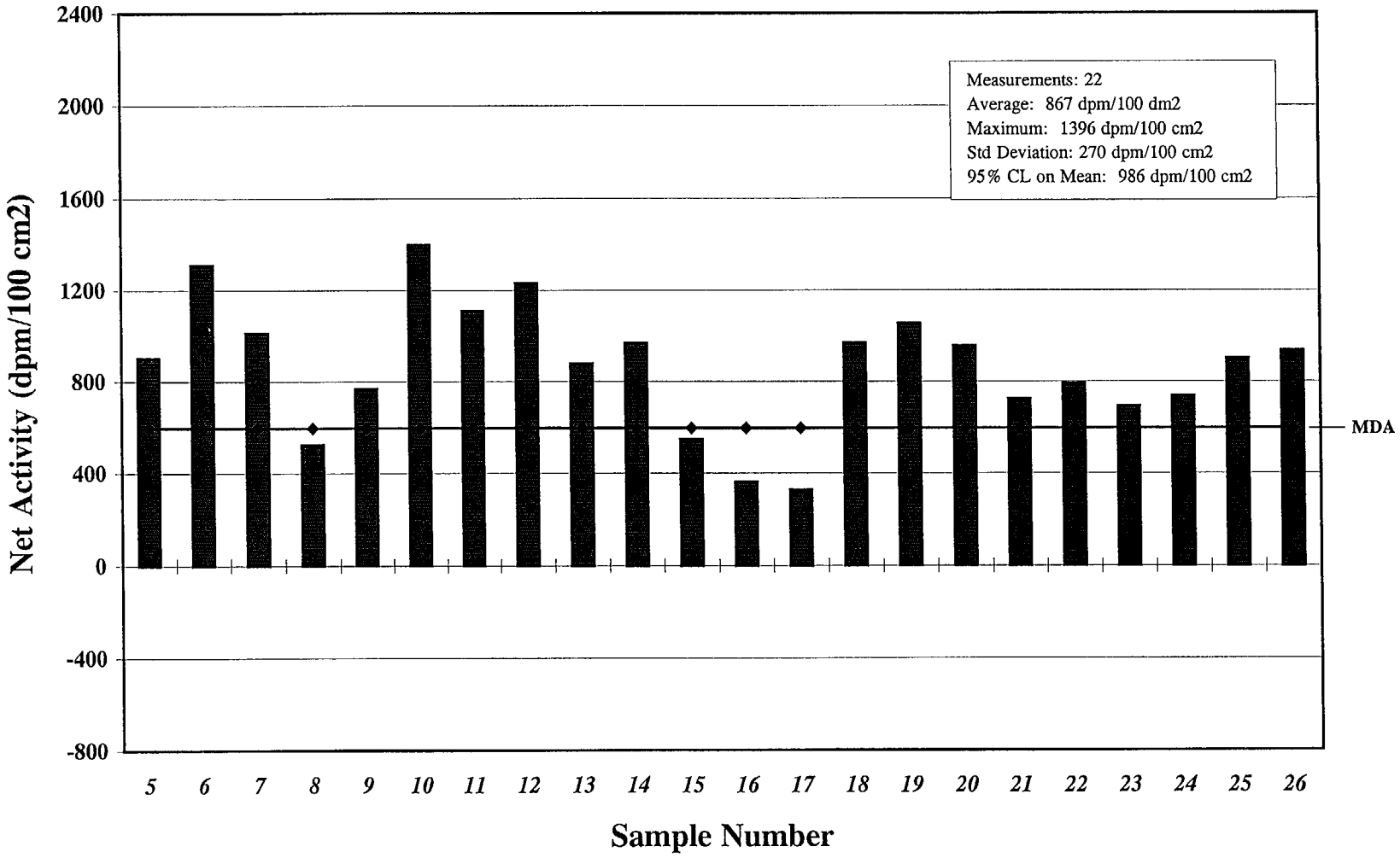

016

Hold-up Duct Ceiling Direct Beta Graph

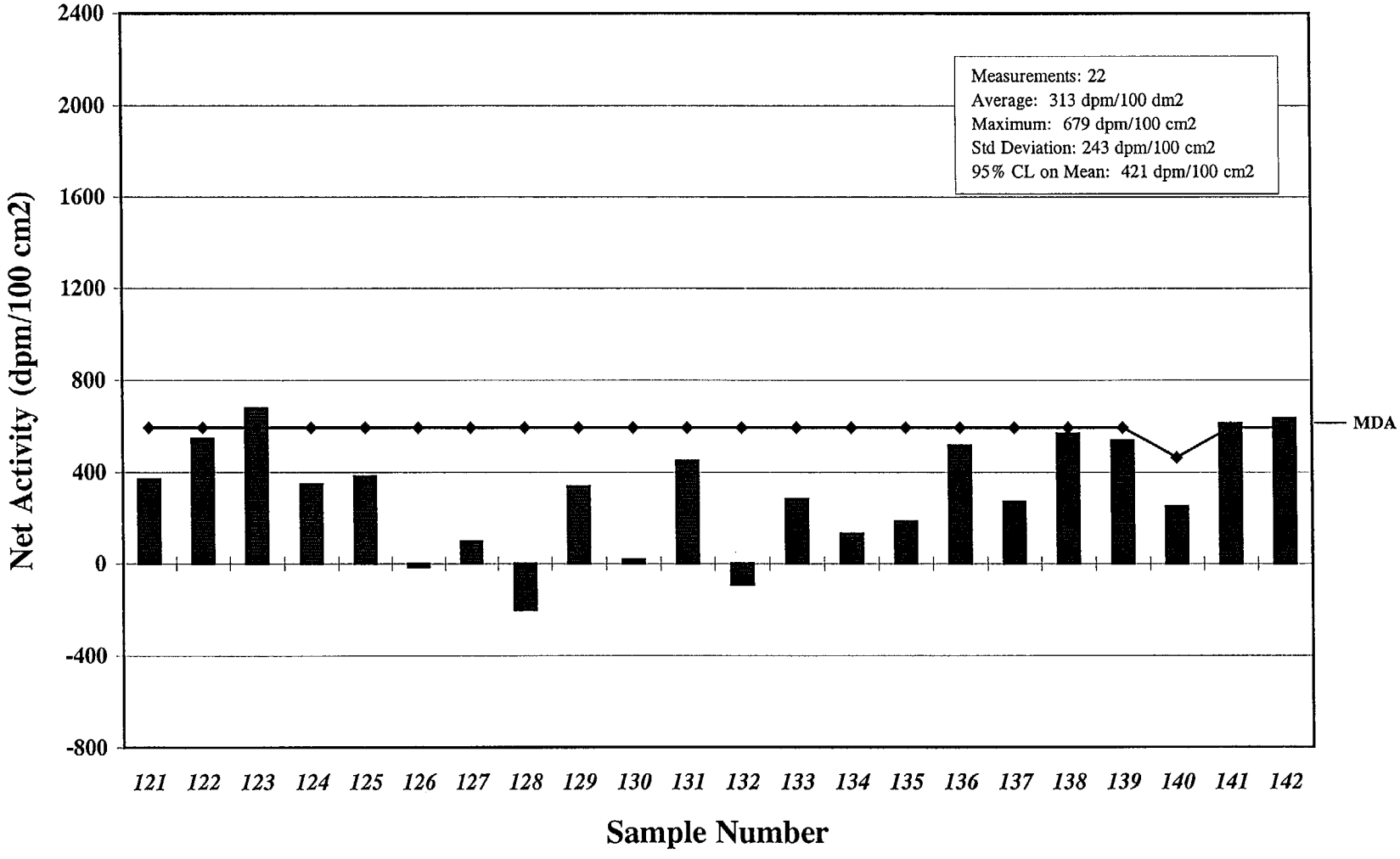

017

The "net activity" (dpm/100 cm^2) presented on the following download report is raw data. It has not been corrected, if required, for the natural radioactivity that may be present in materials of construction. In addition the background used to correct for ambient exposure rates, instrument noise, etc. may need to be adjusted if more than one surface type was included in the download.

See the enclosed spreadsheets for the corrected results.

File #158

ATTACHMENT 6.14
SURVEY DOWNLOAD DATA SHEET

019

wnload Print
Technician: Name: D. Schamaker Signature: [signature] Station: 2 File: 158
Serial No. Verification: Model 2350: ☑ Detector: ☐ Problems: ☐ (See Comments)

Survey Technician(s):
Print Name: Robert A. Leigh User ID RAL 7103 Signature: [signature] Date: 6-29-01

Print Name: _____ User ID _____ Signature: _____ Date: _____

Survey Unit Description: A0206: Rx Bldg. Ventilation Hood up Duct
(Example: Survey Package + description i.e. D16, Building 43, Area 09, Room 100, Floor - Grid Locations A1 through A7)

Instrument Model and Serial No.: Model 2350 ☐ Model 2350-1 ☑: 129433

Instrument and Detector Calibration Due Dates: Survey Meter: 10-24-01 Detector: 12-21-01

Type Of Survey: ☑ Term Survey ☐ Characterization ☐ Information Only
☐ Other (explain):

Type of Measurement	Detector Serial Number	Detector Model Number	Detector Efficiency	Source Mean BKG Value	Pre & Post Use Info	
					Pre File No.	Post File No.
☐ Beta β		43-106B				
☑ Beta β	095080	43-68B	.216	5454/411		
☐ Alpha α		43-68A				
☐ Gamma γ		44-2	N/A			

Local Area Background Measurements Pre/Post MEAN Value in cpm

10 min β Beta	17385/6098 **	24219/4080 *	3	4	5	6	545
α Alpha	1	2	3	4	5	6	

COMMENTS: * 4219 + 4080 = average bkg for B9999-01C01 = 415 cpm average
** 610 cpm bkg used for 01F01, 01W01-01W04.

GTS DURATEK RADIOLOGICAL ENGINEERING & FIELD SERVICES

GEORGIA INSTITUTE OF TECHNOLOGY

Direct Beta Survey Report, dpm/100 cm2

File Number: 158	Survey Description: A0206: RX BUILDING VENTILATION HOLD-UP DUCT		
Survey Reason: TERMINATION	User ID: RAL7103	Technician name: R.A. Leigh	
Instrument Model: 2350-1	S/N: 129433	Calibration Due: 10/24/01	Group: 2
Detector Model: 43-68	Detector S/N: 095080	Type: 126 cm2 Gas Proportional Detector	
Background: 545 cpm	Beta Efficiency: .216		Survey Date: 6/29/01

Pre and Post source checks are included on this download: Yes ✓ No ___
If No is answered, then list the Download Files which include the Pre and Post source checks.
Pre File #: _____ Post File #: _____

Technician Review:

I have reveiwed this cover sheet and 5 pages of the report, Ø pages of comments, and 1 graph.

I performed this survey: ROBERT A. LEIGH (Print name) / Robert A. Leigh (Signature) Date: 6-29-01

and,

I performed this survey: _____ (Print name) / _____ (Signature) Date: _____

Corrections and Reasons:

Comment Resolution:

Survey Reviewed and Approved by: PAUL JONES (Print name) / Paul A. Jones (Signature) Date: 6/29/01

Survey Date: 6/29/01 Report Date: 6/29/01 Page: 1
File: 158 Station: 2

Comments

Survey Code	L1	L2	L3	L4	Setup Number 0
	A0206	01C01	TAT01	02200	Det Cal Due: 12/21/01

L5 CntTy	L6 BkgSu	L7 Grid	L8 LocNm	Sample Number	Count Time	Gross Counts	Net dpm/100cm2	H i
FLDBK	B9999	ZZZZZ	00000	143	600	4219	-452	
FLDBK	B9999	ZZZZZ	00000	144	600	4080	-503	
						Group Average:	-478	
FLDCT	B0002	A	00001	121	20	269	963	
FLDCT	B0002	A	00002	122	20	285	1139	
FLDCT	B0002	A	00003	123	20	297	1271	
FLDCT	B0002	A	00004	124	20	267	941	
FLDCT	B0002	A	00005	125	20	270	974	
FLDCT	B0002	A	00006	126	20	234	577	
FLDCT	B0002	A	00007	127	20	244	687	
FLDCT	B0002	A	00008	128	20	217	389	
FLDCT	B0002	A	00009	129	20	266	930	
FLDCT	B0002	A	00010	130	20	237	610	
FLDCT	B0002	A	00011	131	20	276	1040	
FLDCT	B0002	A	00012	132	20	227	500	
FLDCT	B0002	A	00013	133	20	261	874	
FLDCT	B0002	A	00014	134	20	247	720	
FLDCT	B0002	A	00015	135	20	252	775	
FLDCT	B0002	A	00016	136	20	282	1106	
FLDCT	B0002	A	00017	137	20	260	863	
FLDCT	B0002	A	00018	138	20	287	1161	
FLDCT	B0002	A	00019	139	20	284	1128	
FLDCT	B9999	A	00020	140	20	161	-228	
FLDCT	B0002	A	00021	141	20	291	1205	
FLDCT	B0002	A	00022	142	20	293	1227	
						Group Average:	857	

Survey Code	L1	L2	L3	L4	Setup Number 0
	A0206	01F01	TAT01	02200	Det Cal Due: 12/21/01

L5 CntTy	L6 BkgSu	L7 Grid	L8 LocNm	Sample Number	Count Time	Gross Counts	Net dpm/100cm2	H i
FLDBK	B0002	ZZZZZ	00000	4	600	7385	711	
FLDBK	B0002	ZZZZZ	00000	145	600	6098	238	
						Group Average:	475	
FLDCT	B0002	ZZZZZ	00001	5	20	317	1492	
FLDCT	B0002	ZZZZZ	00002	6	20	354	1900	
FLDCT	B0002	ZZZZZ	00003	7	20	327	1602	
FLDCT	B0002	ZZZZZ	00004	8	20	283	1117	
FLDCT	B0002	ZZZZZ	00005	9	20	305	1359	
FLDCT	B0002	ZZZZZ	00006	10	20	362	1988	
FLDCT	B0002	ZZZZZ	00007	11	20	336	1701	
FLDCT	B0002	ZZZZZ	00008	12	20	347	1822	
FLDCT	B0002	ZZZZZ	00009	13	20	315	1470	
FLDCT	B0002	ZZZZZ	00010	14	20	323	1558	
FLDCT	B0002	ZZZZZ	00011	15	20	285	1139	
FLDCT	B0002	ZZZZZ	00012	16	20	268	952	
FLDCT	B0002	ZZZZZ	00013	17	20	265	919	
FLDCT	B0002	ZZZZZ	00014	18	20	323	1558	
FLDCT	B0002	ZZZZZ	00015	19	20	331	1646	
FLDCT	B0002	ZZZZZ	00016	20	20	322	1547	
FLDCT	B0002	ZZZZZ	00017	21	20	301	1315	
FLDCT	B0002	ZZZZZ	00018	22	20	307	1382	
FLDCT	B0002	ZZZZZ	00019	23	20	298	1282	
FLDCT	B0002	ZZZZZ	00020	24	20	302	1326	

* Hi flag set at 2400 dpm/100 cm2

Survey Date: 6/28/01 Report Date: 6/29/01 Page: 2
File: 158 Station: 2

Comments

Survey Code	L1	L2	L3	L4	Setup Number 0
	A0206	01F01	TAT01	02200	Det Cal Due: 12/21/01

L5 CntTy	L6 BkgSu	L7 Grid	L8 LocNm	Sample Number	Count Time	Gross Counts	Net dpm/100cm2	H i
FLDCT	B0002	ZZZZZ	00021	25	20	317	1492	
FLDCT	B0002	ZZZZZ	00022	26	20	320	1525	
						Group Average:	1459	

Survey Code	L1	L2	L3	L4	Setup Number 0
	A0206	01W01	TAT01	02200	Det Cal Due: 12/21/01

L5 CntTy	L6 BkgSu	L7 Grid	L8 LocNm	Sample Number	Count Time	Gross Counts	Net dpm/100cm2	H i
FLDCT	B0002	A	00001	29	20	245	698	
FLDCT	B0002	A	00002	30	20	228	511	
FLDCT	B0002	A	00003	31	20	263	897	
FLDCT	B0002	A	00004	32	20	266	930	
FLDCT	B0002	A	00005	33	20	258	841	
FLDCT	B0002	A	00006	34	20	281	1095	
FLDCT	B0002	A	00007	35	20	292	1216	
FLDCT	B0002	A	00008	36	20	269	963	
FLDCT	B0002	A	00009	37	20	283	1117	
FLDCT	B0002	A	00010	38	20	286	1150	
FLDCT	B0002	A	00011	39	20	302	1326	
FLDCT	B0002	A	00012	40	20	235	588	
FLDCT	B0002	A	00013	41	20	259	852	
FLDCT	B0002	A	00014	42	20	251	764	
FLDCT	B0002	A	00015	43	20	250	753	
FLDCT	B0002	A	00016	44	20	276	1040	
FLDCT	B0002	A	00017	45	20	274	1018	
FLDCT	B0002	A	00018	46	20	258	841	
FLDCT	B0002	A	00019	47	20	278	1062	
FLDCT	B0002	A	00020	48	20	275	1029	
FLDCT	B0002	A	00021	49	20	258	841	
FLDCT	B0002	B	00001	58	20	260	863	
FLDCT	B0002	B	00002	59	20	274	1018	
FLDCT	B0002	B	00003	60	20	282	1106	
FLDCT	B0002	B	00004	61	20	233	566	
FLDCT	B0002	B	00005	62	20	266	930	
FLDCT	B0002	B	00006	63	20	265	919	
FLDCT	B0002	B	00007	64	20	255	808	
FLDCT	B0002	B	00008	65	20	290	1194	
FLDCT	B0002	B	00009	66	20	239	632	
FLDCT	B0002	B	00010	67	20	287	1161	
FLDCT	B0002	B	00011	68	20	283	1117	
FLDCT	B0002	B	00012	69	20	263	897	
FLDCT	B0002	B	00013	70	20	280	1084	
FLDCT	B0002	B	00014	71	20	289	1183	
FLDCT	B0002	B	00015	72	20	266	930	
FLDCT	B0002	B	00016	73	20	301	1315	
FLDCT	B0002	B	00017	74	20	290	1194	
FLDCT	B0002	B	00018	75	20	274	1018	
FLDCT	B0002	B	00019	76	20	314	1459	
FLDCT	B0002	B	00020	77	20	298	1282	
FLDCT	B0002	B	00021	78	20	289	1183	
						Group Average:	986	

* Hi flag set at 2400 dpm/100 cm2

Survey Date: 6/29/01 Report Date: 6/29/01 Page: 3
File: 158 Station: 2

Comments

Survey Code	L1	L2	L3	L4	Setup Number 0
	A0206	01W02	TAT01	02200	Det Cal Due: 12/21/01

L5 CntTy	L6 BkgSu	L7 Grid	L8 LocNm	Sample Number	Count Time	Gross Counts	Net dpm/100cm2	H i
FLDCT	B0002	A	00001	79	20	266	930	
FLDCT	B0002	B	00001	80	20	295	1249	
						Group Average:	1089	

Survey Code	L1	L2	L3	L4	Setup Number 0
	A0206	01W03	TAT01	02200	Det Cal Due: 12/21/01

L5 CntTy	L6 BkgSu	L7 Grid	L8 LocNm	Sample Number	Count Time	Gross Counts	Net dpm/100cm2	H i
FLDCT	B0002	A	00001	81	20	290	1194	
FLDCT	B0002	A	00002	82	20	282	1106	
FLDCT	B0002	A	00003	83	20	280	1084	
FLDCT	B0002	A	00004	84	20	267	941	
FLDCT	B0002	A	00005	85	20	264	908	
FLDCT	B0002	A	00006	86	20	260	863	
FLDCT	B0002	A	00007	87	20	264	908	
FLDCT	B0002	A	00008	88	20	278	1062	
FLDCT	B0002	A	00009	89	20	265	919	
FLDCT	B0002	A	00010	90	20	275	1029	
FLDCT	B0002	A	00011	91	20	253	786	
FLDCT	B0002	A	00012	92	20	259	852	
FLDCT	B0002	A	00013	93	20	256	819	
FLDCT	B0002	A	00014	94	20	242	665	
FLDCT	B0002	A	00015	95	20	295	1249	
FLDCT	B0002	A	00016	96	20	271	985	
FLDCT	B0002	A	00017	97	20	243	676	
FLDCT	B0002	A	00018	98	20	268	952	
FLDCT	B0002	A	00019	99	20	325	1580	
FLDCT	B0002	A	00020	100	20	263	897	
FLDCT	B0002	B	00001	101	20	259	852	
FLDCT	B0002	B	00002	102	20	238	621	
FLDCT	B0002	B	00003	103	20	264	908	
FLDCT	B0002	B	00004	104	20	270	974	
FLDCT	B0002	B	00005	105	20	268	952	
FLDCT	B0002	B	00006	106	20	257	830	
FLDCT	B0002	B	00007	107	20	268	952	
FLDCT	B0002	B	00008	108	20	279	1073	
FLDCT	B0002	B	00009	109	20	258	841	
FLDCT	B0002	B	00010	110	20	250	753	
FLDCT	B0002	B	00011	111	20	223	456	
FLDCT	B0002	B	00012	112	20	230	533	
FLDCT	B0002	B	00013	113	20	249	742	
FLDCT	B0002	B	00014	114	20	240	643	
FLDCT	B0002	B	00015	115	20	236	599	
FLDCT	B0002	B	00016	116	20	279	1073	
FLDCT	B0002	B	00017	117	20	316	1481	
FLDCT	B0002	B	00018	118	20	258	841	
FLDCT	B0002	B	00019	119	20	221	434	
FLDCT	B0002	B	00020	120	20	303	1337	
						Group Average:	909	

* Hi flag set at 2400 dpm/100 cm2

Survey Date: 6/28/01 Report Date: 6/29/01 Page: 4
File: 158 Station: 2

Comments

Survey Code	L1	L2	L3	L4	Setup Number 0
	A0206	01W04	TAT01	02200	Det Cal Due: 12/21/01

L5 CntTy	L6 BkgSu	L7 Grid	L8 LocNm	Sample Number	Count Time	Gross Counts	Net dpm/100cm2	H i
FLDCT	B0002	A	00001	27	20	270	974	
FLDCT	B0002	B	00001	28	20	253	786	
						Group Average:	880	

Survey Code	L1	L2	L3	L4	Setup Number 0
	ZZZZZ	EZ260	TAT01	02200	Det Cal Due: 12/21/01

L5 CntTy	L6 BkgSu	L7 Grid	L8 LocNm	Sample Number	Count Time	Gross Counts	Net dpm/100cm2	H i
PRB00	ZZZZZ	ZZZZZ	00000	1	60	5603	18585	*
PRB00	ZZZZZ	ZZZZZ	00000	2	60	6004	20058	*
PRB00	ZZZZZ	ZZZZZ	00000	3	60	5818	19375	*
PRB00	ZZZZZ	ZZZZZ	00000	55	60	5786	19257	*
PRB00	ZZZZZ	ZZZZZ	00000	56	60	6008	20073	*
PRB00	ZZZZZ	ZZZZZ	00000	57	60	5802	19316	*
						Group Average:	19444	
PTB00	ZZZZZ	ZZZZZ	00000	51	60	5825	19400	*
PTB00	ZZZZZ	ZZZZZ	00000	52	60	6026	20139	*
PTB00	ZZZZZ	ZZZZZ	00000	53	60	5872	19573	*
PTB00	ZZZZZ	ZZZZZ	00000	147	60	5852	19500	*
PTB00	ZZZZZ	ZZZZZ	00000	148	60	6020	20117	*
PTB00	ZZZZZ	ZZZZZ	00000	149	60	5775	19217	*
						Group Average:	19658	

Survey Code	L1	L2	L3	L4	Setup Number 0
	ZZZZZ	ZZZZZ	TAT01	02200	Det Cal Due: 12/21/01

L5 CntTy	L6 BkgSu	L7 Grid	L8 LocNm	Sample Number	Count Time	Gross Counts	Net dpm/100cm2	H i
PRBBK	ZZZZZ	ZZZZZ	00000	0	600	4359	-401	
PRBBK	ZZZZZ	ZZZZZ	00000	54	600	4107	-493	
						Group Average:	-447	
PTBBK	ZZZZZ	ZZZZZ	00000	50	600	4286	-428	
PTBBK	ZZZZZ	ZZZZZ	00000	146	600	4466	-362	
						Group Average:	-395	

* Hi flag set at 2400 dpm/100 cm2

Survey Date: 6/29/01 Report Date: 6/29/01 Page: 5
File: 158 Station: 2

Comments

Total Number of Measurements on this Report: 150

NOTE: This report is grouped by:
Package (L1) (Package number)
Setup number (Detector parameters)
Det Type (L4) (GM pancake-flat surface, Beta 3.5-12" pipe, gamma at 1 m, etc.)
Reason (L3-345) (Char survey, source check, final survey, etc.)
Surface Cat (L2) (Wall, floor, drain, penetration, etc.)
Count Type (L5) (Field count, bkg, pre-, post-, etc.)
Bkgd Sub (L6) (Material code, i.e., wood, iron, concr, etc.)

* Hi flag set at 2400 dpm/100 cm2

GTS DURATEK RADIOLOGICAL ENGINEERING & FIELD SERVICES

GEORGIA INSTITUTE OF TECHNOLOGY

6/29/2001 Graph of File 158 Station: 2

Survey Date: 6/29/2001 Survey Start Time: 08:31:12

Description: A0206: RX BUILDING VENTILATION HOLD-UP DUCT

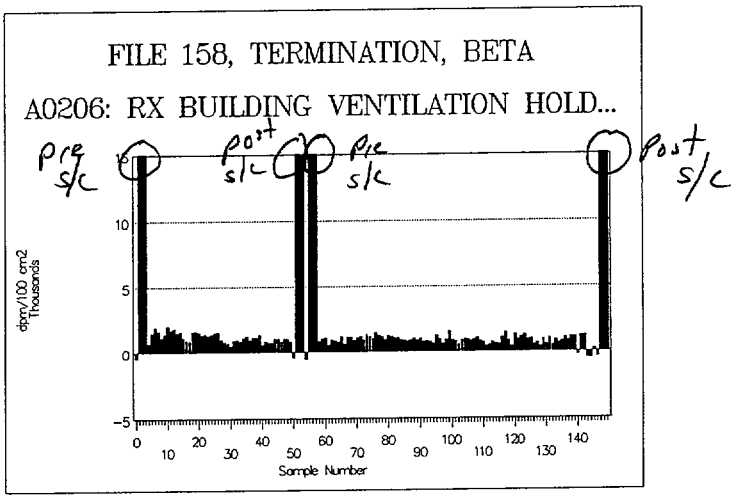

Flag set for 2400 dpm/100 cm2. Review values greater than this value.

Review this graph for visual outliers.

Mark outliers, source checks and backgrounds on the graph on this page.

Section 4

Package 6
Removable Beta Contamination
(including lab reports)

Removable Beta Summary Table for Hold-up Duct

Desc.	Gross Counts	Count Time (sec)	Sample Area (cm^2)	Surface	Location	Efficiency	Background (cpm)	Net Activity ($dpm/100cm^2$)	MDA ($dpm/100cm^2$)
Ceiling	6	90	100	01C01	00001	0.3425	2.0	6	17
	0	90	100	01C01	00002	0.3425	2.0	-6	17
	0	90	100	01C01	00003	0.3425	2.0	-6	17
	4	90	100	01C01	00004	0.3425	2.0	2	17
	0	90	100	01C01	00005	0.3425	2.0	-6	17
	1	90	100	01C01	00006	0.3425	2.0	-4	17
	5	90	100	01C01	00007	0.3425	2.0	4	17
	1	90	100	01C01	00008	0.3425	2.0	-4	17
	1	90	100	01C01	00009	0.3425	2.0	-4	17
	3	90	100	01C01	00010	0.3425	2.0	0	17
	3	90	100	01C01	00011	0.3425	2.0	0	17
	2	90	100	01C01	00012	0.3425	2.0	-2	17
	5	90	100	01C01	00013	0.3425	2.0	4	17
	0	90	100	01C01	00014	0.3425	2.0	-6	17
	6	90	100	01C01	00015	0.3425	2.0	6	17
	2	90	100	01C01	00016	0.3425	2.0	-2	17
	4	90	100	01C01	00017	0.3425	2.0	2	17
	5	90	100	01C01	00018	0.3425	2.0	4	17
	4	90	100	01C01	00019	0.3425	2.0	2	17
	6	90	100	01C01	00020	0.3425	2.0	6	17
	6	90	100	01C01	00021	0.3425	2.0	6	17
	0	90	100	01C01	00022	0.3425	2.0	-6	17
Floor	1	90	100	01F01	00001	0.3425	2.1	-4	17
	0	90	100	01F01	00002	0.3425	2.1	-6	17
	2	90	100	01F01	00003	0.3425	2.1	-2	17
	3	90	100	01F01	00004	0.3425	2.1	0	17
	2	90	100	01F01	00005	0.3425	2.1	-2	17
	6	90	100	01F01	00006	0.3425	2.1	6	17
	1	90	100	01F01	00007	0.3425	2.1	-4	17
	1	90	100	01F01	00008	0.3425	2.1	-4	17
	3	90	100	01F01	00009	0.3425	2.1	0	17
	7	90	100	01F01	00010	0.3425	2.1	7	17
	0	90	100	01F01	00011	0.3425	2.1	-6	17
	4	90	100	01F01	00012	0.3425	2.1	2	17
	0	90	100	01F01	00013	0.3425	2.1	-6	17
	1	90	100	01F01	00014	0.3425	2.1	-4	17
	3	90	100	01F01	00015	0.3425	2.1	0	17
	1	90	100	01F01	00016	0.3425	2.1	-4	17
	1	90	100	01F01	00017	0.3425	2.1	-4	17
	2	90	100	01F01	00018	0.3425	2.1	-2	17
	4	90	100	01F01	00019	0.3425	2.1	2	17
	6	90	100	01F01	00020	0.3425	2.1	6	17
	3	90	100	01F01	00021	0.3425	2.1	0	17
	1	90	100	01F01	00022	0.3425	2.1	-4	17
Wall 1	5	90	100	01W01	00001	0.3425	2.0	4	17
	11	90	100	01W01	00002	0.3425	2.0	16	17
	2	90	100	01W01	00003	0.3425	2.0	-2	17
	5	90	100	01W01	00004	0.3425	2.0	4	17
	0	90	100	01W01	00005	0.3425	2.0	-6	17
	6	90	100	01W01	00006	0.3425	2.0	6	17
	14	90	100	01W01	00007	0.3425	2.0	21	17
	0	90	100	01W01	00008	0.3425	2.0	-6	17
	2	90	100	01W01	00009	0.3425	2.0	-2	17
	4	90	100	01W01	00010	0.3425	2.0	2	17
	1	90	100	01W01	00011	0.3425	2.0	-4	17
	6	90	100	01W01	00012	0.3425	2.0	6	17
	3	90	100	01W01	00013	0.3425	2.0	0	17
	5	90	100	01W01	00014	0.3425	2.0	4	17
	7	90	100	01W01	00015	0.3425	2.0	8	17
	3	90	100	01W01	00016	0.3425	2.0	0	17
	5	90	100	01W01	00017	0.3425	2.0	4	17
	1	90	100	01W01	00018	0.3425	2.0	-4	17
	2	90	100	01W01	00019	0.3425	2.0	-2	17
	5	90	100	01W01	00020	0.3425	2.0	4	17
	2	90	100	01W01	00021	0.3425	2.0	-2	17

Removable Beta Summary Table for Hold-up Duct

Desc.	Gross Counts	Count Time (sec)	Sample Area (cm^2)	Surface	Location	Efficiency	Background (cpm)	Net Activity ($dpm/100cm^2$)	MDA ($dpm/100cm^2$)
	4	90	100	01W01	00001	0.3425	2.0	2	17
	4	90	100	01W01	00002	0.3425	2.0	2	17
	0	90	100	01W01	00003	0.3425	2.0	-6	17
	4	90	100	01W01	00004	0.3425	2.0	2	17
	0	90	100	01W01	00005	0.3425	2.0	-6	17
	1	90	100	01W01	00006	0.3425	2.0	-4	17
	0	90	100	01W01	00007	0.3425	2.0	-6	17
	4	90	100	01W01	00008	0.3425	2.0	2	17
	5	90	100	01W01	00009	0.3425	2.0	4	17
	0	90	100	01W01	00010	0.3425	2.0	-6	17
	5	90	100	01W01	00011	0.3425	2.0	4	17
	2	90	100	01W01	00012	0.3425	2.0	-2	17
	4	90	100	01W01	00013	0.3425	2.0	2	17
	3	90	100	01W01	00014	0.3425	2.0	0	17
	7	90	100	01W01	00015	0.3425	2.0	8	17
	11	90	100	01W01	00016	0.3425	2.0	16	17
	5	90	100	01W01	00017	0.3425	2.0	4	17
	5	90	100	01W01	00018	0.3425	2.0	4	17
	5	90	100	01W01	00019	0.3425	2.0	4	17
	8	90	100	01W01	00020	0.3425	2.0	10	17
	2	90	100	01W01	00021	0.3425	2.0	-2	17
Wall 2	3	90	100	01W02	00001	0.3425	2.0	0	17
	1	90	100	01W02	00001	0.3425	2.0	-4	17
Wall 3	2	90	100	01W03	00001	0.3425	2.0	-2	17
	1	90	100	01W03	00002	0.3425	2.0	-4	17
	1	90	100	01W03	00003	0.3425	2.0	-4	17
	0	90	100	01W03	00004	0.3425	2.0	-6	17
	3	90	100	01W03	00005	0.3425	2.0	0	17
	4	90	100	01W03	00006	0.3425	2.0	2	17
	0	90	100	01W03	00007	0.3425	2.0	-6	17
	0	90	100	01W03	00008	0.3425	2.0	-6	17
	4	90	100	01W03	00009	0.3425	2.0	2	17
	1	90	100	01W03	00010	0.3425	2.0	-4	17
	1	90	100	01W03	00011	0.3425	2.0	-4	17
	1	90	100	01W03	00012	0.3425	2.0	-4	17
	1	90	100	01W03	00013	0.3425	2.0	-4	17
	0	90	100	01W03	00014	0.3425	2.0	-6	17
	1	90	100	01W03	00015	0.3425	2.0	-4	17
	1	90	100	01W03	00016	0.3425	2.0	-4	17
	9	90	100	01W03	00017	0.3425	2.0	12	17
	3	90	100	01W03	00018	0.3425	2.0	0	17
	2	90	100	01W03	00019	0.3425	2.0	-2	17
	3	90	100	01W03	00020	0.3425	2.0	0	17
	1	90	100	01W03	00001	0.3425	2.0	-4	17
	3	90	100	01W03	00002	0.3425	2.0	0	17
	2	90	100	01W03	00003	0.3425	2.0	-2	17
	3	90	100	01W03	00004	0.3425	2.0	0	17
	1	90	100	01W03	00005	0.3425	2.0	-4	17
	4	90	100	01W03	00006	0.3425	2.0	2	17
	1	90	100	01W03	00007	0.3425	2.0	-4	17
	4	90	100	01W03	00008	0.3425	2.0	2	17
	1	90	100	01W03	00009	0.3425	2.0	-4	17
	2	90	100	01W03	00010	0.3425	2.0	-2	17
	0	90	100	01W03	00011	0.3425	2.0	-6	17
	1	90	100	01W03	00012	0.3425	2.0	-4	17
	3	90	100	01W03	00013	0.3425	2.0	0	17
	2	90	100	01W03	00014	0.3425	2.0	-2	17
	3	90	100	01W03	00015	0.3425	2.0	0	17
	3	90	100	01W03	00016	0.3425	2.0	0	17
	2	90	100	01W03	00017	0.3425	2.0	-2	17

Removable Beta Summary Table for Hold-up Duct

Desc.	Gross Counts	Count Time (sec)	Sample Area (cm^2)	Surface	Location	Efficiency	Background (cpm)	Net Activity ($dpm/100cm^2$)	MDA ($dpm/100cm^2$)
	3	90	100	01W03	00018	0.3425	2.0	0	17
	1	90	100	01W03	00019	0.3425	2.0	-4	17
	2	90	100	01W03	00020	0.3425	2.0	-2	17
Wall 4	3	90	100	01W04	00001	0.3425	2.0	0	17
	0	90	100	01W04	00001	0.3425	2.0	-6	17
							# Measurements	130	
							Average	0	
							Maximum	21	
							STD DEV	5	
							95% CL on Mean	1	

FINAL SURVEY 01F01 A PIN 06

PIC IPC9025 216712

031

			ALPHA				BETA			
			Eff: 34.97% Bkg: 0.00 cpm MDA: 5.17 dpm				Eff: 34.25% Bkg: 2.10 cpm MDA: 21.34 dpm			
SW	RPT	ID	COUNTS	NET CPM	DPM	LIMITS	COUNTS	NET CPM	DPM	LIMITS	DATE	TIME
001	00	1	0	0.00	0.00		1	-1.43	-4.18		07-02-2001	15:25:25
002	00	2	0	0.00	0.00		0	-2.10	-6.13		07-02-2001	15:27:24
003	00	3	0	0.00	0.00		2	-0.77	-2.24		07-02-2001	15:29:23
004	00	4	0	0.00	0.00		3	-0.10	-0.29		07-02-2001	15:31:22
005	00	5	0	0.00	0.00		2	-0.77	-2.24		07-02-2001	15:33:21
006	00	6	1	0.67	1.91		6	1.70	4.97		07-02-2001	15:35:20
007	00	7	0	0.00	0.00		1	-1.43	-4.18		07-02-2001	15:37:19
008	00	8	0	0.00	0.00		1	-1.43	-4.18		07-02-2001	15:39:18
009	00	9	1	0.67	1.91		3	-0.30	-0.87		07-02-2001	15:41:17
010	00	10	0	0.00	0.00		7	2.57	7.49		07-02-2001	15:43:16
011	00	11	0	0.00	0.00		0	-2.10	-6.13		07-02-2001	15:45:15
012	00	12	0	0.00	0.00		4	0.57	1.65		07-02-2001	15:47:14
013	00	13	0	0.00	0.00		0	-2.10	-6.13		07-02-2001	15:49:13
014	00	14	0	0.00	0.00		1	-1.43	-4.18		07-02-2001	15:51:12
015	00	15	0	0.00	0.00		3	-0.10	-0.29		07-02-2001	15:53:11
016	00	16	0	0.00	0.00		1	-1.43	-4.18		07-02-2001	15:55:10
017	00	17	0	0.00	0.00		1	-1.43	-4.18		07-02-2001	15:57:09
018	00	18	0	0.00	0.00		2	-0.77	-2.24		07-02-2001	15:59:08
019	00	19	0	0.00	0.00		4	0.57	1.65		07-02-2001	16:01:07
020	00	20	0	0.00	0.00		6	1.90	5.55		07-02-2001	16:03:06
021	00	21	1	0.67	1.91		3	-0.30	-0.87		07-02-2001	16:05:05
022	00	22	1	0.67	1.91		1	-1.63	-4.77		07-02-2001	16:07:04

Performed By: [signature] Date: 7/2/01

Reviewed By: [signature] Date: 7/9/01

FINAL SURVEY 01W01 A PIN 06

PIC IPC9025 216712

			ALPHA				BETA			
			Eff: 34.97% Bkg: 0.00 cpm MDA: 5.17 dpm				Eff: 34.25% Bkg: 2.00 cpm MDA: 20.95 dpm			
SN	RPT	ID	COUNTS	NET CPM	DPM	LIMITS	COUNTS	NET CPM	DPM	LIMITS	DATE	TIME
001	00	1	0	0.00	0.00		5	1.33	3.89		07-03-2001	07:26:52
002	00	2	0	0.00	0.00		11	5.33	15.57		07-03-2001	07:28:51
003	00	3	0	0.00	0.00		2	-0.67	-1.95		07-03-2001	07:30:50
004	00	4	0	0.00	0.00		5	1.33	3.89		07-03-2001	07:32:49
005	00	5	0	0.00	0.00		0	-2.00	-5.84		07-03-2001	07:34:49
006	00	6	1	0.67	1.91		6	1.80	5.26		07-03-2001	07:36:48
007	00	7	1	0.67	1.91		14	7.13	20.83		07-03-2001	07:38:48
008	00	8	0	0.00	0.00		0	-2.00	-5.84		07-03-2001	07:40:47
009	00	9	0	0.00	0.00		2	-0.67	-1.95		07-03-2001	07:42:46
010	00	10	0	0.00	0.00		4	0.67	1.95		07-03-2001	07:44:45
011	00	11	0	0.00	0.00		1	-1.33	-3.89		07-03-2001	07:46:44
012	00	12	0	0.00	0.00		6	2.00	5.84		07-03-2001	07:48:43
013	00	13	0	0.00	0.00		3	0.00	0.00		07-03-2001	07:50:42
014	00	14	0	0.00	0.00		5	1.33	3.89		07-03-2001	07:52:41
015	00	15	1	0.67	1.91		7	2.47	7.20		07-03-2001	07:54:40
016	00	16	0	0.00	0.00		3	0.00	0.00		07-03-2001	07:56:39
017	00	17	0	0.00	0.00		5	1.33	3.89		07-03-2001	07:58:38

FINAL SURVEY 01W01 A PIN 06

PIC IPC9025 216712

			ALPHA				BETA			
			Eff: 34.97% Bkg: 0.00 cpm MDA: 5.17 dpm				Eff: 34.25% Bkg: 2.00 cpm MDA: 20.95 dpm			
SN	RPT	ID	COUNTS	NET CPM	DPM	LIMITS	COUNTS	NET CPM	DPM	LIMITS	DATE	TIME
018	00	18	0	0.00	0.00		1	-1.33	-3.89		07-03-2001	08:02:13
019	00	19	0	0.00	0.00		2	-0.67	-1.95		07-03-2001	08:04:13
020	00	20	0	0.00	0.00		5	1.33	3.89		07-03-2001	08:06:12
021	00	21	0	0.00	0.00		2	-0.67	-1.95		07-03-2001	08:08:11

Performed By: [signature] Date: 7/3/01

Reviewed By: [signature] Date: 7/9/01

FINAL SURVEY 01W01 B PIN 06

PIC IPC9025 Z16712

			ALPHA				BETA				
			Eff: 34.97% Bkg: 0.00 cpm MDA: 5.17 dpm				Eff: 34.25% Bkg: 2.00 cpm MDA: 20.95 dpm				
SN	RPT	ID	COUNTS	NET CPM	DPM	LIMITS	COUNTS	NET CPM	DPM	LIMITS	DATE TIME
001	00	1	0	0.00	0.00		4	0.67	1.95		07-03-2001 08:22:14
002	00	2	0	0.00	0.00		4	0.67	1.95		07-03-2001 08:24:14
003	00	3	0	0.00	0.00		0	-2.00	-5.84		07-03-2001 08:26:13
004	00	4	4	2.67	7.63		4	-0.13	-0.38		07-03-2001 08:28:13
005	00	5	0	0.00	0.00		0	-2.00	-5.84		07-03-2001 08:30:13
006	00	6	1	0.67	1.91		1	-1.53	-4.47		07-03-2001 08:32:13
007	00	7	0	0.00	0.00		0	-2.00	-5.84		07-03-2001 08:34:13
008	00	8	0	0.00	0.00		4	0.67	1.95		07-03-2001 08:36:12
009	00	9	0	0.00	0.00		5	1.33	3.89		07-03-2001 08:38:11
010	00	10	0	0.00	0.00		0	-2.00	-5.84		07-03-2001 08:40:10
011	00	11	1	0.67	1.91		5	1.13	3.31		07-03-2001 08:42:09
012	00	12	0	0.00	0.00		2	-0.67	-1.95		07-03-2001 08:44:08
013	00	13	0	0.00	0.00		4	0.67	1.95		07-03-2001 08:46:07
014	00	14	1	0.67	1.91		3	-0.20	-0.58		07-03-2001 08:48:06
015	00	15	0	0.00	0.00		7	2.67	7.79		07-03-2001 08:50:05
016	00	16	0	0.00	0.00		11	5.33	15.57		07-03-2001 08:52:04
017	00	17	0	0.00	0.00		5	1.33	3.89		07-03-2001 08:54:03
018	00	18	0	0.00	0.00		5	1.33	3.89		07-03-2001 08:56:02
019	00	19	0	0.00	0.00		5	1.33	3.89		07-03-2001 08:58:01
020	00	20	0	0.00	0.00		8	3.33	9.73		07-03-2001 09:00:00
021	00	21	0	0.00	0.00		2	-0.67	-1.95		07-03-2001 09:01:59

Performed By: [illegible] Date: 7/3/01

Reviewed By: [illegible] Date: 7/9/01

FINAL SURVEY 01W02 A PIN 06

PIC IPC9025 216712

034

			ALPHA				BETA			
			Eff: 34.97% Bkg: 0.00 cpm MDA: 5.17 dpm				Eff: 34.25% Bkg: 2.00 cpm MDA: 20.95 dpm			
SN	RPT	ID	COUNTS	NET CPM	DPM	LIMITS	COUNTS	NET CPM	DPM	LIMITS	DATE	TIME
001	00	1	0	0.00	0.00		3	0.00	0.00		07-03-2001	09:06:27

Performed By: [signature] Date: 7/3/01

Reviewed By: [signature] Date: 7/9/01

FINAL SURVEY 01W02 B PIN 06

PIC IPC9025 216712

035

			ALPHA					BETA					
			Eff: 34.97%	Bkg: 0.00 cpm	MDA: 5.17 dpm			Eff: 34.25%	Bkg: 2.00 cpm	MDA: 20.95 dpm			
SN	RPT	ID	COUNTS	NET CPM	DPM	LIMITS	COUNTS	NET CPM	DPM	LIMITS	DATE	TIME
001	00	1	0	0.00	0.00		1	-1.33	-3.89		07-03-2001	09:19:21

Performed By: [signature] Date: 7/3/01

Reviewed By: [signature] Date: 7/9/01

FINAL SURVEY 01W03 A PIN 06

PIC IPC9025 216712

			ALPHA				BETA				
			Eff: 34.97% Bkg: 0.00 cpm MDA: 5.17 dpm				Eff: 34.25% Bkg: 2.00 cpm MDA: 20.95 dpm				
SN	RPT	ID	COUNTS	NET CPM	DPM	LIMITS	COUNTS	NET CPM	DPM	LIMITS	DATE TIME
001	00	1	0	0.00	0.00		2	-0.67	-1.95		07-03-2001 10:19:28
002	00	2	0	0.00	0.00		1	-1.33	-3.89		07-03-2001 10:21:27
003	00	3	0	0.00	0.00		1	-1.33	-3.89		07-03-2001 10:23:26
004	00	4	0	0.00	0.00		0	-2.00	-5.84		07-03-2001 10:25:25
005	00	5	0	0.00	0.00		3	0.00	0.00		07-03-2001 10:27:24
006	00	6	0	0.00	0.00		4	0.67	1.95		07-03-2001 10:29:23
007	00	7	0	0.00	0.00		0	-2.00	-5.84		07-03-2001 10:31:22
008	00	8	0	0.00	0.00		0	-2.00	-5.84		07-03-2001 10:33:21
009	00	9	0	0.00	0.00		4	0.67	1.95		07-03-2001 10:35:20
010	00	10	0	0.00	0.00		1	-1.33	-3.89		07-03-2001 10:37:19
011	00	11	0	0.00	0.00		1	-1.33	-3.89		07-03-2001 10:39:18
012	00	12	0	0.00	0.00		1	-1.33	-3.89		07-03-2001 10:41:17
013	00	13	0	0.00	0.00		1	-1.33	-3.89		07-03-2001 10:43:16
014	00	14	0	0.00	0.00		0	-2.00	-5.84		07-03-2001 10:45:15
015	00	15	0	0.00	0.00		1	-1.33	-3.89		07-03-2001 10:47:14
016	00	16	0	0.00	0.00		1	-1.33	-3.89		07-03-2001 10:49:13
017	00	17	0	0.00	0.00		9	4.00	11.68		07-03-2001 10:51:12
018	00	18	1	0.67	1.91		3	-0.20	-0.58		07-03-2001 10:53:11
019	00	19	0	0.00	0.00		2	-0.67	-1.95		07-03-2001 10:55:10
020	00	20	0	0.00	0.00		3	0.00	0.00		07-03-2001 10:57:09

Performed By: [signature] Date: 7/3/01

Reviewed By: [signature] Date: 7/9/01

FINAL SURVEY 01W03 ~~A~~ B PIN 06 9m 7/3/01

PIC IPC9025 216712

			ALPHA				BETA			
			Eff: 34.97% Bkg: 0.00 cpm MDA: 5.17 dpm				Eff: 34.25% Bkg: 2.00 cpm MDA: 20.95 dpm			
SN	RPT	ID	COUNTS	NET CPM	DPM	LIMITS	COUNTS	NET CPM	DPM	LIMITS	DATE	TIME
001	00	1	0	0.00	0.00		1	-1.33	-3.89		07-03-2001	09:23:22
002	00	2	0	0.00	0.00		3	0.00	0.00		07-03-2001	09:25:21
003	00	3	0	0.00	0.00		2	-0.67	-1.95		07-03-2001	09:27:20
004	00	4	0	0.00	0.00		3	0.00	0.00		07-03-2001	09:29:19
005	00	5	0	0.00	0.00		1	-1.33	-3.89		07-03-2001	09:31:18
006	00	6	1	0.67	1.91		4	0.47	1.37		07-03-2001	09:33:18
007	00	7	0	0.00	0.00		1	-1.33	-3.89		07-03-2001	09:35:17
008	00	8	1	0.67	1.91		4	0.47	1.37		07-03-2001	09:37:16
009	00	9	0	0.00	0.00		1	-1.33	-3.89		07-03-2001	09:39:15
010	00	10	0	0.00	0.00		2	-0.67	-1.95		07-03-2001	09:41:14
011	00	11	0	0.00	0.00		0	-2.00	-5.84		07-03-2001	09:43:13
012	00	12	1	0.67	1.91		1	-1.53	-4.47		07-03-2001	09:45:12
013	00	13	1	0.67	1.91		3	-0.20	-0.58		07-03-2001	09:47:11
014	00	14	0	0.00	0.00		2	-0.67	-1.95		07-03-2001	09:49:10
015	00	15	0	0.00	0.00		3	0.00	0.00		07-03-2001	09:51:09
016	00	16	0	0.00	0.00		3	0.00	0.00		07-03-2001	09:53:08
017	00	17	0	0.00	0.00		2	-0.67	-1.95		07-03-2001	09:55:07
018	00	18	1	0.67	1.91		3	-0.20	-0.58		07-03-2001	09:57:06
019	00	19	0	0.00	0.00		1	-1.33	-3.89		07-03-2001	09:59:05
020	00	20	1	0.67	1.91		2	-0.87	-2.53		07-03-2001	10:01:04

Performed By: [signature] Date: 7/3/01

Reviewed By: [signature] Date: 7/9/01

FINAL SURVEY 01W04 A PIN 06

PIC IPC9025 216712

038

			ALPHA						BETA								
			Eff: 34.97% Bkg: 0.00 cpm MDA: 3.17 dpm						Eff: 34.25% Bkg: 2.00 cpm MDA: 20.95 dpm								
SN	RPT	ID	COUNTS	NET CPM	DPM		LIMITS		COUNTS	NET CPM	DPM		LIMITS		DATE	TIME
001	00	1	0	0.00	0.00				3	0.00	0.00				07-03-2001	11:05:31

Performed By: [signature] Date: 7/3/01

Reviewed By: [signature] Date: 7/9/01

FINAL SURVEY 01W04 B PIN 06

PIC IPC9025 216712

039

				ALPHA					BETA				
				Eff: 34.97%	Bkg: 0.00 cpm	MDA: 5.17 dpm			Eff: 34.25%	Bkg: 2.00 cpm	MDA: 20.95 dpm		
SN	RPT	ID	COUNTS	NET CPM	DPM	LIMITS	COUNTS	NET CPM	DPM	LIMITS	DATE	TIME
001	00	1	0	0.00	0.00		0	-2.00	-5.84		07-03-2001	11:08:38

Performed By: [signature] Date: 7/3/01

Reviewed By: [signature] Date: 7/9/01

FINAL SURVEY 01C01 A PIN 06

PIC IPC9025 216712

			ALPHA				BETA			
			Eff: 34.97% Bkg: 0.00 cpm MDA: 5.17 dpm				Eff: 34.25% Bkg: 2.00 cpm MDA: 20.95 dpm			
SN	RPT	ID	COUNTS	NET CPM	DPM	LIMITS	COUNTS	NET CPM	DPM	LIMITS	DATE	TIME
001	00	1	0	0.00	0.00		6	2.00	5.84		07-03-2001	11:17:34
002	00	2	0	0.00	0.00		0	-2.00	-5.84		07-03-2001	11:19:33
003	00	3	0	0.00	0.00		0	-2.00	-5.84		07-03-2001	11:21:32
004	00	4	0	0.00	0.00		4	0.67	1.95		07-03-2001	11:23:31
005	00	5	0	0.00	0.00		0	-2.00	-5.84		07-03-2001	11:25:30
006	00	6	0	0.00	0.00		1	-1.33	-3.89		07-03-2001	11:27:30
007	00	7	0	0.00	0.00		5	1.33	3.89		07-03-2001	11:29:29
008	00	8	0	0.00	0.00		1	-1.33	-3.89		07-03-2001	11:31:28
009	00	9	1	0.67	1.91		1	-1.53	-4.47		07-03-2001	11:33:27
010	00	10	1	0.67	1.91		3	-0.20	-0.58		07-03-2001	11:35:26
011	00	11	0	0.00	0.00		3	0.00	0.00		07-03-2001	11:37:25
012	00	12	0	0.00	0.00		2	-0.67	-1.95		07-03-2001	11:39:24
013	00	13	0	0.00	0.00		5	1.33	3.89		07-03-2001	11:41:23
014	00	14	1	0.67	1.91		0	-2.20	-6.42		07-03-2001	11:43:22
015	00	15	0	0.00	0.00		6	2.00	5.84		07-03-2001	11:45:21
016	00	16	1	0.67	1.91		2	-0.87	-2.53		07-03-2001	11:47:20
017	00	17	0	0.00	0.00		4	0.67	1.95		07-03-2001	11:49:19
018	00	18	0	0.00	0.00		5	1.33	3.89		07-03-2001	11:51:18
019	00	19	0	0.00	0.00		4	0.67	1.95		07-03-2001	11:53:17
020	00	20	2	1.33	3.81		6	1.60	4.68		07-03-2001	11:55:16
021	00	21	0	0.00	0.00		6	2.00	5.84		07-03-2001	11:57:15
022	00	22	0	0.00	0.00		0	-2.00	-5.84		07-03-2001	11:59:14

Performed By: _____ Date: 7/3/01

Reviewed By: _____ Date: 7/9/01

Section 5

Package 6
H-3 Removable Beta Contamination
Summary Data Table (including lab reports)

Carrier No.	CPM	Count Time (sec)	Sample Area (cm^2)	Surface	Row	Location	Beta Efficiency	Beta Background (cpm)	Activity ($dpm/100cm^2$)	Net Activity ($dpm/100cm^2$)	MDA ($dpm/100cm^2$)
1	34	60	100	01F01	A	00002	0.064	0.00	529	529	42
2	32	60	100	01F01	A	00006	0.131	0.00	245	245	21
3	31	60	100	01F01	A	00009	0.152	0.00	204	204	18
4	42	60	100	01F01	A	00013	0.148	0.00	284	284	18
5	35	60	100	01F01	A	00016	0.106	0.00	331	331	26
6	44	60	100	01F01	A	00018	0.146	0.00	301	301	19
7	39	60	100	01F01	A	00022	0.145	0.00	270	270	19
8	34	60	100	01W01	A	00001	0.259	0.00	131	131	10
9	46	60	100	01W01	A	00007	0.115	0.00	402	402	24
10	35	60	100	01W01	A	00014	0.294	0.00	119	119	9
11	38	60	100	01W01	A	00020	0.150	0.00	254	254	18
12	32	60	100	01W01	B	00004	0.226	0.00	141	141	12
13	32	60	100	01W01	B	00010	0.275	0.00	116	116	10
14	40	60	100	01W01	B	00017	0.205	0.00	195	195	13
15	39	60	100	01W02	B	00001	0.302	0.00	129	129	9
16	26	60	100	01W03	A	00003	0.300	0.00	87	87	9
17	27	60	100	01W03	A	00006	0.288	0.00	94	94	9
18	44	60	100	01W03	A	00012	0.251	0.00	175	175	11
19	29	60	100	01W03	A	00020	0.229	0.00	127	127	12
20	33	60	100	01W03	B	00001	0.254	0.00	130	130	11
21	27	60	100	01W03	B	00007	0.329	0.00	82	82	8
22	19	60	100	01W03	B	00015	0.254	0.00	75	75	11
23	31	60	100	01W04	A	00001	0.302	0.00	103	103	9
24	36	60	100	01C01	A	00001	0.270	0.00	134	134	10
25	39	60	100	01C01	A	00005	0.264	0.00	148	148	10
26	39	60	100	01C01	A	00008	0.381	0.00	102	102	7
27	40	60	100	01C01	A	00011	0.294	0.00	136	136	9
28	37	60	100	01C01	A	00013	0.270	0.00	137	137	10
29	32	60	100	01C01	A	00017	0.224	0.00	143	143	12
30	35	60	100	01C01	A	00021	0.181	0.00	193	193	15
									# Measurements	30	
									Average	184	
									Maximum	529	
									STD DEV	102	
									95% CL on Mean	226	

042

USER: 1 ID:SMEARS PRESET TIME: 1.00 FRI 29 JUN 2001 12:55
SAMPLE REPEAT: 1 CYCLE REPEAT: 1 SCR:N RS232:N
H#: 1 AQC:N QCF:N RCM:N 2 PHASE MONITOR:N
CHANNEL 1-LL: 0 UL: 400 2SIGMA: 2.00 BKG SUB: 0.00 BKG 2SIG: 0.00 LSR: 0
CHANNEL 2-LL: 0 UL: 670 2SIGMA: 2.00 BKG SUB: 0.00 BKG 2SIG: 0.00 LSR: 0
CHANNEL 3-LL: 0 UL:1000 2SIGMA: 2.00 BKG SUB: 0.00 BKG 2SIG: 0.00 LSR: 0

SINGLE LABEL DPM, SET UP ON SUN 24 JUN 2001 16:19
UNKNOWN ID:SMEARS UNKNOWN REPLICATES: 1
UNKNOWN NORM FACTOR:Q 1.00000 UNKNOWN UNITS:DPM
QUENCH MODE:H CALCULATE COEFF:N HALF LIFE(DAYS):N
QUENCH COEFF A: 4.328559 B:-0.0051270 C:-0.0000122 D:-0.0000000212
STANDARD ID:
QUENCH LIMITS LOW:90.00 HIGH:390.0

SAM	POS	CH	CPM	2SIG%	TIME	EL TIME	AVG H#	ERR
1	8- 1	1	34.00	34.30	1.00	1.30	256.0	
		2	64.00	25.00				
		3	78.00	22.65				
					%EFF:6.429	ISO1 DPM	:528.8465	
2	8- 2	1	32.00	35.36	1.00	2.79	206.0	
		2	59.00	26.04				
		3	80.00	22.36				
					%EFF:13.06	ISO1 DPM	:245.0734	
	8- 3	1	31.00	35.92	1.00	4.27	194.0	
		2	58.00	26.26				
		3	78.00	22.65				
					%EFF:15.18	ISO1 DPM	:204.2180	
4	8- 4	1	42.00	30.86	1.00	5.74	196.0	
		2	85.00	21.69				
		3	106.00	19.43				
					%EFF:14.81	ISO1 DPM	:283.5735	
5	8- 5	1	35.00	33.81	1.00	7.23	222.0	
		2	76.00	22.94				
		3	86.00	21.57				
					%EFF:10.56	ISO1 DPM	:331.4140	
6	8- 6	1	44.00	30.15	1.00	8.71	197.0	
		2	77.00	22.79				
		3	95.00	20.52				
					%EFF:14.63	ISO1 DPM	:300.7793	
7	8- 7	1	39.00	32.03	1.00	10.20	198.0	
		2	85.00	21.69				
		3	103.00	19.71				
					%EFF:14.45	ISO1 DPM	:269.9336	
8	8- 8	1	34.00	34.30	1.00	11.68	146.0	
		2	58.00	26.26				
		3	91.00	20.97				
					%EFF:25.89	ISO1 DPM	:131.3084	
9	8- 9	1	46.00	29.49	1.00	13.17	216.0	
		2	84.00	21.82				
		3	105.00	19.52				
					%EFF:11.45	ISO1 DPM	:401.6331	

Performed By: [signature] Date: 6-29-01
Reviewed By: [signature] Date: 7/9/01

SAM	POS	CH	CPM	2SIG%	TIME	EL TIME	AVG H#	ERR
10	B-10	1	35.00	33.81	1.00	14.65	133.0	
		2	62.00	25.40				
		3	93.00	20.74				
					%EFF:	29.40	ISO1 DPM	:119.0487
11	B-11	1	38.00	32.44	1.00	16.14	195.0	
		2	82.00	22.09				
		3	106.00	19.43				
					%EFF:	14.99	ISO1 DPM	:253.4246
12	B-12	1	32.00	35.36	1.00	17.63	159.0	
		2	64.00	25.00				
		3	88.00	21.32				
					%EFF:	22.64	ISO1 DPM	:141.3422
13	B- 1	1	32.00	35.36	1.00	19.18	140.0	
		2	68.00	24.25				
		3	93.00	20.74				
					%EFF:	27.48	ISO1 DPM	:116.4452
14	B- 2	1	40.00	31.62	1.00	20.66	168.0	
		2	79.00	22.50				
		3	100.00	20.00				
					%EFF:	20.54	ISO1 DPM	:194.7438
15	B- 3	1	39.00	32.03	1.00	22.14	130.0	
		2	72.00	23.57				
		3	99.00	20.10				
					%EFF:	30.24	ISO1 DPM	:128.9524
	B- 4	1	26.00	39.22	1.00	23.63	131.0	
		2	56.00	26.73				
		3	91.00	20.97				
					%EFF:	29.96	ISO1 DPM	:86.77950
17	B- 5	1	27.00	38.49	1.00	25.12	135.0	
		2	54.00	27.22				
		3	82.00	22.09				
					%EFF:	28.84	ISO1 DPM	:93.60668
18	B- 6	1	44.00	30.15	1.00	26.59	149.0	
		2	85.00	21.69				
		3	107.00	19.33				
					%EFF:	25.12	ISO1 DPM	:175.1602
19	B- 7	1	29.00	37.14	1.00	28.07	158.0	
		2	63.00	25.20				
		3	90.00	21.08				
					%EFF:	22.88	ISO1 DPM	:126.7424
20	B- 8	1	33.00	34.82	1.00	29.55	148.0	
		2	74.00	23.25				
		3	102.00	19.80				
					%EFF:	25.38	ISO1 DPM	:130.0430
21	B- 9	1	27.00	38.49	1.00	31.02	121.0	
		2	51.00	28.01				
		3	73.00	23.41				
					%EFF:	32.85	ISO1 DPM	:82.18631
22	B-10	1	19.00	45.88	1.00	32.51	148.0	
		2	42.00	30.86				
		3	72.00	23.57				
					%EFF:	25.38	ISO1 DPM	:74.87327

Performed By: JMk Date: 6-29-01

Reviewed By: PAL Date: 7/9/01

SAM	POS	CH	CPM	28IB%	TIME	EL TIME	AVG H#	ERR
23	8-11	1	31.00	33.92	1.00	33.99	130.0	
		2	56.00	26.73				
		3	89.00	21.20				
					%EFF:	30.24	ISO1 DPM	:102.5006
24	8-12	1	36.00	33.33	1.00	35.47	142.0	
		2	59.00	26.04				
		3	88.00	21.32				
					%EFF:	26.95	ISO1 DPM	:133.6020
25	3- 1	1	39.00	32.03	1.00	37.02	144.0	
		2	59.00	26.04				
		3	93.00	20.74				
					%EFF:	26.42	ISO1 DPM	:147.6344
26	3- 2	1	39.00	32.03	1.00	38.51	104.0	
		2	61.00	25.61				
		3	95.00	20.52				
					%EFF:	38.07	ISO1 DPM	:102.4301
27	3- 3	1	40.00	31.62	1.00	39.99	133.0	
		2	68.00	24.25				
		3	89.00	21.20				
					%EFF:	29.40	ISO1 DPM	:136.0557
28	3- 4	1	37.00	32.88	1.00	41.47	142.0	
		2	64.00	25.00				
		3	88.00	21.32				
					%EFF:	26.95	ISO1 DPM	:137.3132
	3- 5	1	32.00	35.36	1.00	42.95	160.0	
		2	67.00	24.43				
		3	91.00	20.97				
					%EFF:	22.40	ISO1 DPM	:142.8541
30	3- 6	1	35.00	33.81	1.00	44.43	179.0	
		2	64.00	25.00				
		3	79.00	22.50				
					%EFF:	18.14	ISO1 DPM	:192.9025

Performed By: [signature] Date: 6-25-01

Reviewed By: [signature] Date: 7/9/01