

Dominion Nuclear Connecticut, Inc.  
Millstone Power Station  
Rope Ferry Road  
Waterford, CT 06385



MAY 30 2002

Docket No. 50-336  
B18662

U. S. Nuclear Regulatory Commission  
Attention: Document Control Desk  
Washington, DC 20555

Millstone Nuclear Power Station, Unit No. 2  
Reply to Request for Additional Information  
Related to NRC Bulletin 2001-01

In a letter dated April 30, 2002,<sup>(1)</sup> Dominion Nuclear Connecticut, Inc. (DNC) submitted information on the Millstone Unit No. 2 vessel head inspections to the U. S. Nuclear Regulatory Commission (NRC) in response to Bulletin 2001-01, "Circumferential Cracking of Reactor Pressure Vessel Head Penetration Nozzles." On May 8, 2002,<sup>(2)</sup> the NRC requested some additional information related to the April 30, 2002, submittal. The purpose of this letter is to provide that additional information.

There are no regulatory commitments contained within this letter.

Should there be any questions regarding this submittal, please contact Mr. Paul R. Willoughby at (860) 447-1791, extension 3655.

Very truly yours,

DOMINION NUCLEAR CONNECTICUT, INC.

  
\_\_\_\_\_  
J. Alan Price  
Site Vice President - Millstone

Attachment (1)

cc: H. J. Miller, Region 1 Administrator  
R. B. Ennis, NRC Senior Project Manager, Millstone Unit No. 2  
NRC Senior Resident Inspector, Millstone Unit No. 2

<sup>(1)</sup> J. A. Price letter to U. S. Nuclear Regulatory Commission, "Response to NRC Bulletin 2002-01, Circumferential Cracking of Reactor Pressure Vessel Head Penetration Nozzles," dated April 30, 2002.

<sup>(2)</sup> Nuclear Regulatory Commission facsimile from R. Ennis to D. Dodson, "Issues for Discussion in Upcoming Telephone Conference Related to NRC Bulletin 2001-01, "Circumferential Cracking of Reactor Pressure Vessel Head Penetration Nozzles," Millstone Nuclear Power Station, Unit No. 2," dated May 8, 2002.

A088

Attachment 1

Millstone Nuclear Power Station, Unit No. 2

Reply to Request for Additional Information  
Related to NRC Bulletin 2001-01

Reply to NRC Request for Additional Information

NRC Question 1

1. *The response stated that three control element drive mechanism (CEDM) nozzles were determined to contain indications of discontinuities that could be attributed to service induced degradation and the indications were found in CEDM Nozzles 21, 34 and 50. The response included tables to provide details regarding the indications found in of the 3 nozzles. The tables for Nozzles 34 and 50 each contain a row to provide the depth in inches for the indications found. However, the table for Nozzle 21 does not provide depth information. Please provide this information.*

DNC Response:

Please find the corrected table for Nozzle 21 below:

Indication No.	1	2	3	4	5	6
Location	OD Downhill	OD Downhill	OD Downhill	OD Downhill	OD Downhill	OD Downhill
Orientation	Axial	Axial	Axial	Axial	Circ	Axial
Length (in.)	2.04	2.44	.59	2.28	.77	.37
Depth (in.)	.20	.19	.19	.09	.18	.15

NRC Question 2

2. *The information in the three tables states that the location of each of the indications found is "OD downhill". The staff requests more specific information regarding the locations. If possible, please provide the information similar to that provided by in Figure 8 through 12 of the Root Cause Analysis Report for Davis-Besse dated April 18, 2002. These Figures are shown on the NRC website at:*

*<http://www.nrc.gov/reactors/operating/ops-experience/vessel-head-degradation/vessel-head-degradation-files/figures-cr02-0891.pdf>.*

DNC Response:

See Figure 1 through 3 on the following pages:



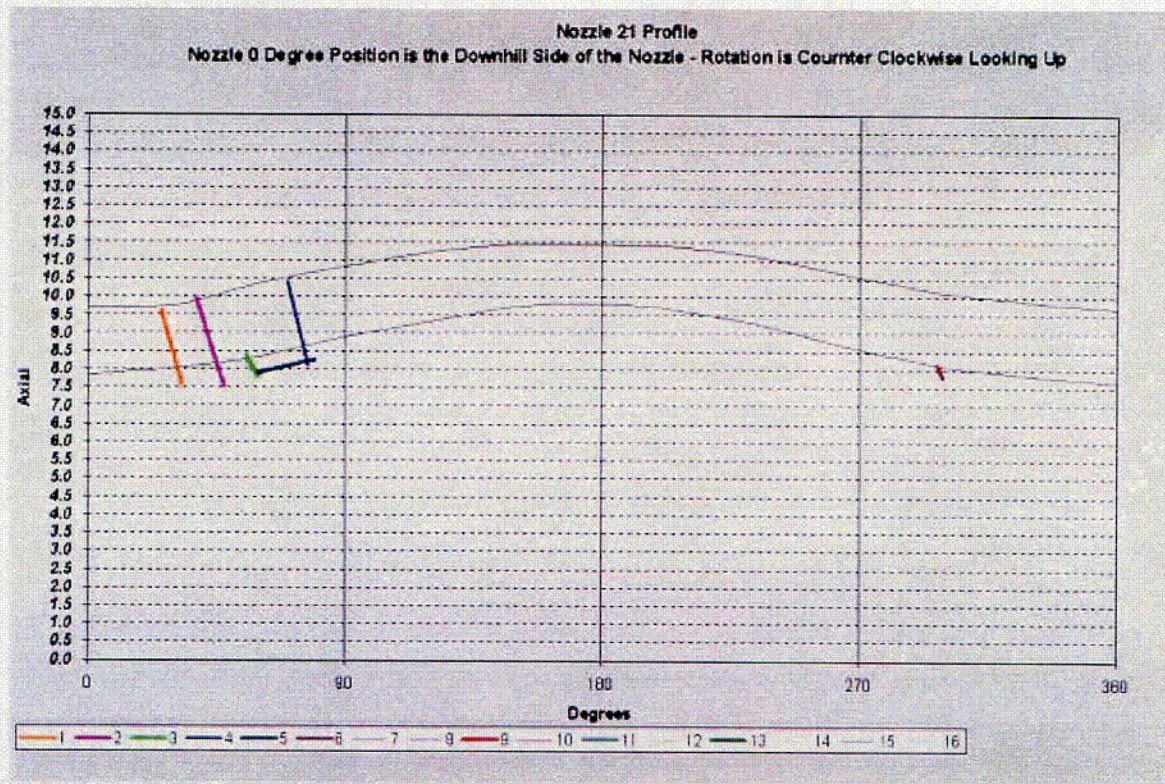


Figure 1 Location of UT indications in Nozzle 21 from 2R14 Inspection

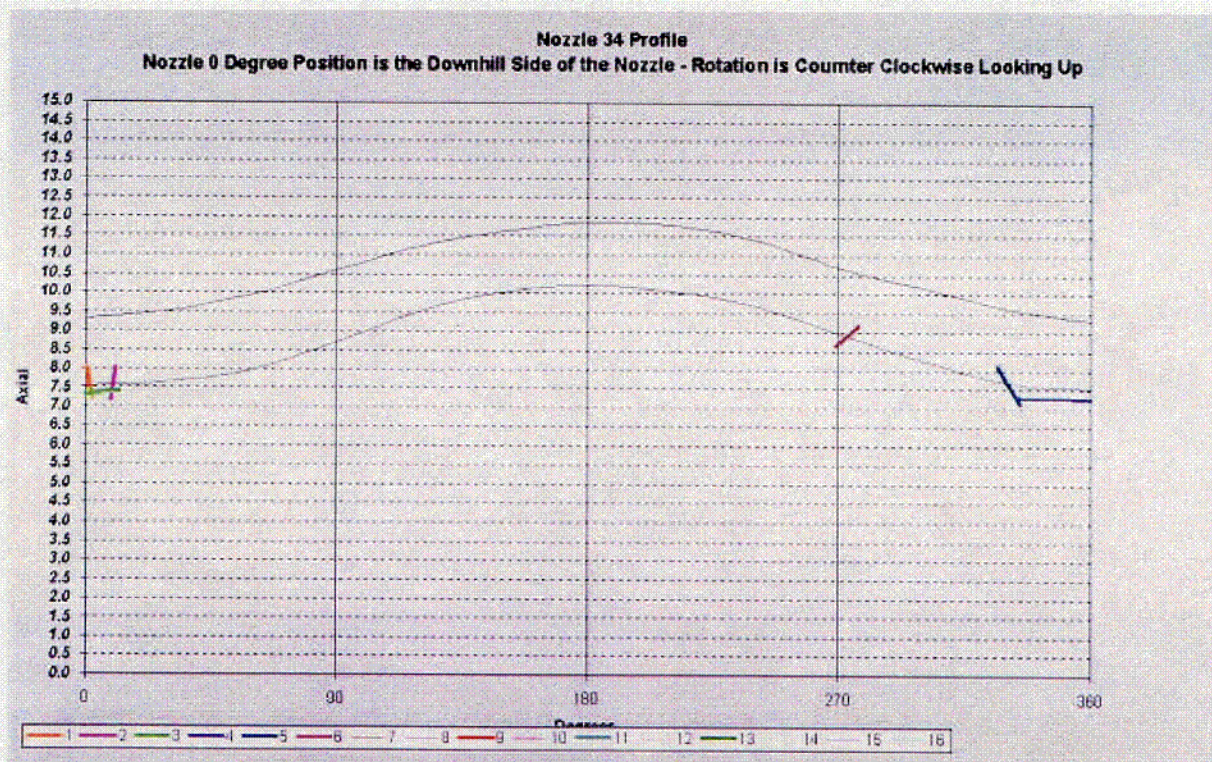


Figure 2 Location of UT indications in Nozzle 34 from 2R14 Inspection

C-01



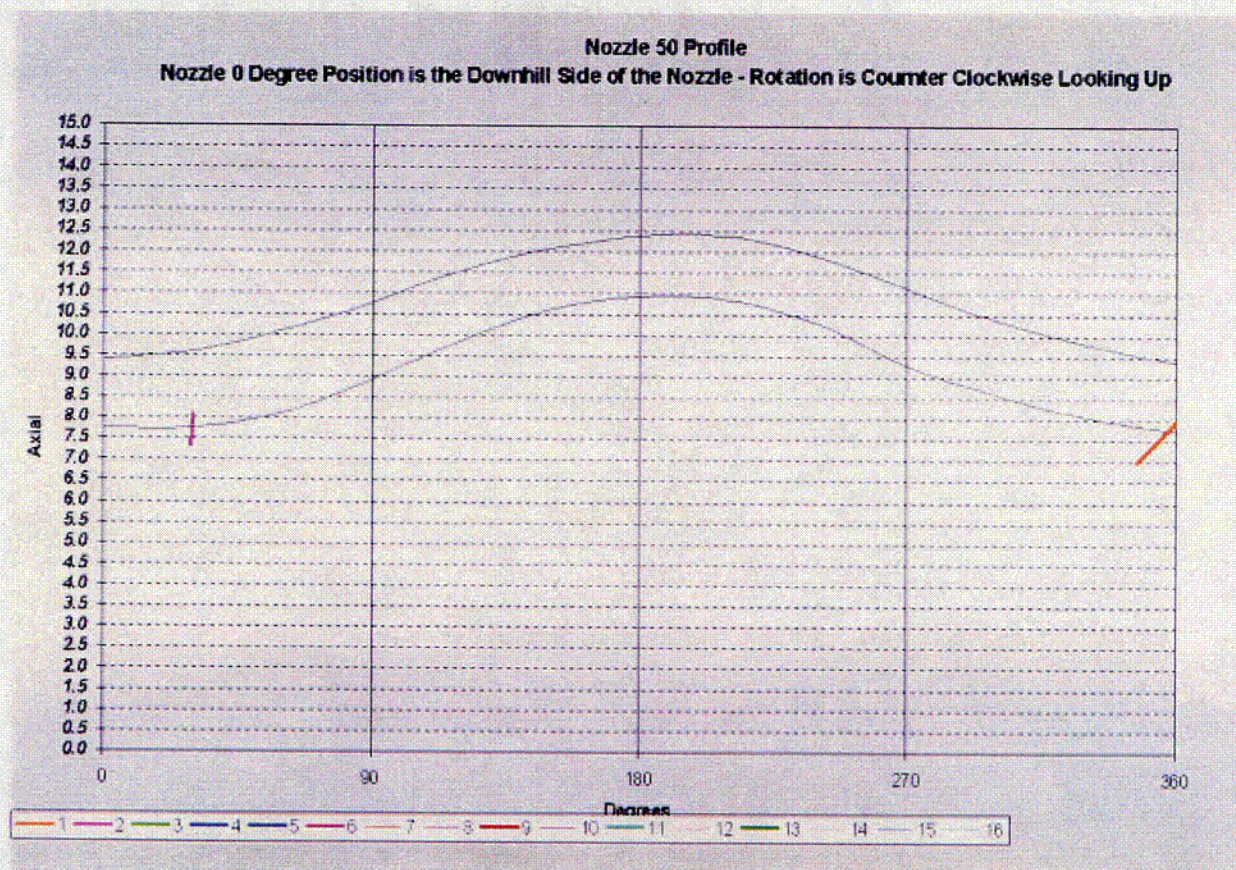


Figure 3 Location of UT indications in Nozzle 50 from 2R14 Inspection

C-02