Stephen A. Byrne
Senior Vice President, Nuclear Operations
803.345.4622

SCE&G®
A SCANA COMPANY

April 16, 2002

Ms. Betty Lou Foster
NPDES Administration
Bureau of Water
South Carolina Department of Health
and Environmental Control
2600 Bull Street
Columbia, SC 29201

Dear Ms. Foster:

Subject: VIRGIL C. SUMMER NUCLEAR STATION
NPDES PERMITS NO. SC0030856
RENEWAL APPLICATION (LP 252)

This letter provides the renewal application for NPDES Permit No. SC0030856 for the Virgil C. Summer Nuclear Station. Included in this package are the following items:

- Completed Application Form 1 – General Information
- Completed Form 2C – Wastewater Discharge Information
- Completed Form 2E – Facilities Which Do Not Discharge Process Wastewater
- Supplement to NPDES Application (*with Correct Required Quad Map)*
- Sludge Disposal Procedure
- Request for Variance of the Section 316(a) of the Clean Water Act of 1977
- Sludge Disposal Procedure

Should there be any questions, please contact Ms. Susan B. Reese at 345-4591.

Very truly yours,

Stephen A. Byrne

SBR/SAB/sbr
Enclosures

c: W. F. Bacon (331)
L. A. Blue (307)
J. A. Orr (P40)
W. R. Higgins (830)
J. W. Preston (175 w/o enclosures))
R. J. White (802 w/o enclosures)
NRC Resident Inspector (w/o enclosures)
NSRC (300 w/o enclosures)

Document Control Desk
RTS (0-L-99-0079)
File (814.07-2, LP 252)
DMS (RC-02-0064)

C001

Form 1

Please print or type in the unshaded areas only
(fill—in areas are spaced for elite type, i.e., 12 characters/inch).

Form Approved. OMB No. 2040-0086. Approval expires 5-31-92.

FORM 1 GENERAL

EPA

U.S. ENVIRONMENTAL PROTECTION AGENCY

GENERAL INFORMATION

Consolidated Permits Program

(Read the "General Instructions" before starting.)

I. EPA I.D. NUMBER

F D

LABEL ITEMS

I. EPA I.D. NUMBER

III. FACILITY NAME

V. FACILITY MAILING ADDRESS

VI. FACILITY LOCATION

PLEASE PLACE LABEL IN THIS SPACE

GENERAL INSTRUCTIONS

If a preprinted label has been provided, affix it in the designated space. Review the information carefully; if any of it is incorrect, cross through it and enter the correct data in the appropriate fill—in area below. Also, if any of the preprinted data is absent *(the area to the left of the label space lists the information that should appear)*, please provide it in the proper fill—in area*(s)* below. If the label is complete and correct, you need not complete Items I, III, V, and VI *(except VI-B which must be completed regardless)*. Complete all items if no label has been provided. Refer to the instructions for detailed item descriptions and for the legal authorizations under which this data is collected.

II. POLLUTANT CHARACTERISTICS

INSTRUCTIONS: Complete A through J to determine whether you need to submit any permit application forms to the EPA. If you answer "yes" to any questions, you must submit this form and the supplemental form listed in the parenthesis following the question. Mark "X" in the box in the third column if the supplemental form is attached. If you answer "no" to each question, you need not submit any of these forms. You may answer "no" if your activity is excluded from permit requirements; see Section C of the instructions. See also, Section D of the instructions for definitions of **bold—faced terms.**

SPECIFIC QUESTIONS	MARK 'X' YES	NO	FORM ATTACHED
A. Is this facility a **publicly owned treatment works** which results in a **discharge** to **waters of the U.S.**? (FORM 2A)		X	
B. Does or will this facility *(either existing or proposed)* include a **concentrated animal feeding operation** or **aquatic animal production facility** which results in a **discharge to waters of the U.S.**? (FORM 2B)		X	
C. Is this a facility which currently results in **discharges** to **waters of the U.S.** other than those described in A or B above? (FORM 2C)	X		
D. Is this a proposed facility *(other than those described in A or B above)* which will result in a **discharge** to **waters of the U.S.**? (FORM 2D)		X	
E. Does or will this facility treat, store, or dispose of **hazardous wastes**? (FORM 3) Filed 3-11-88	X		
F. Do you or will you inject at this facility industrial or municipal effluent below the lowermost stratum containing, within one quarter mile of the well bore, underground sources of drinking water? (FORM 4)		X	
G. Do you or will you inject at this facility any produced water or other fluids which are brought to the surface in connection with conventional oil or natural gas production, inject fluids used for enhanced recovery of oil or natural gas, or inject fluids for storage of liquid hydrocarbons? (FORM 4)		X	
H. Do you or will you inject at this facility fluids for special processes such as mining of sulfur by the Frasch process, solution mining of minerals, in situ combustion of fossil fuel, or recovery of geothermal energy? (FORM 4)		X	
I. Is this facility a proposed **stationary source** which is one of the 28 industrial categories listed in the instructions and which will potentially emit 100 tons per year of any air pollutant regulated under the Clean Air Act and may affect or be located in an **attainment area**? (FORM 5)		X	
J. Is this facility a proposed **stationary source** which is NOT one of the 28 industrial categories listed in the instructions and which will potentially emit 250 tons per year of any air pollutant regulated under the Clean Air Act and may affect or be located in an **attainment area**? (FORM 5)		X	

III. NAME OF FACILITY

1 SKIP VIRGIL C SUMMER NUCLEAR STATION

IV. FACILITY CONTACT

A. NAME & TITLE *(last, first, & title)*	B. PHONE *(area code & no.)*
2 BYRNE STEPHEN A SR VP NUC OPS	803 345 4622

V. FACILITY MAILING ADDRESS

A. STREET OR P.O. BOX

3 PO BOX 88

B. CITY OR TOWN	C. STATE	D. ZIP CODE
4 JENKINSVILLE	SC	29065

VI. FACILITY LOCATION

A. STREET, ROUTE NO. OR OTHER SPECIFIC IDENTIFIER

5 HWY 215

B. COUNTY NAME

FAIRFIELD COUNTY

C. CITY OR TOWN	D. STATE	E. ZIP CODE	F. COUNTY CODE *(if known)*
6 JENKINSVILLE	SC	29065	

Form 2C

EPA I.D. NUMBER (copy from Item 1 of Form 1)

OMB No. 2040-0086
Approval expires 5-31-92

Please print or type in the unshaded areas only.

FORM 2C NPDES

EPA

U.S. ENVIRONMENTAL PROTECTION AGENCY
APPLICATION FOR PERMIT TO DISCHARGE WASTEWATER
EXISTING MANUFACTURING, COMMERCIAL, MINING AND SILVICULTURAL OPERATIONS
Consolidated Permits Program

I. OUTFALL LOCATION

For each outfall, list the latitude and longitude of its location to the nearest 15 seconds and the name of the receiving water.

A. OUTFALL NUMBER (list)	B. LATITUDE			C. LONGITUDE			D. RECEIVING WATER (name)
	1. DEG.	2. MIN.	3. SEC.	1. DEG.	2. MIN.	3. SEC.	
001	34	17	44	81	18	31	Monticello Reservoir
003	34	17	54	81	18	55	Broad River via Penstocks of Fairfield
							Hydro

II. FLOWS, SOURCES OF POLLUTION, AND TREATMENT TECHNOLOGIES

A. Attach a line drawing showing the water flow through the facility. Indicate sources of intake water, operations contributing wastewater to the effluent, and treatment units labeled to correspond to the more detailed descriptions in Item B. Construct a water balance on the line drawing by showing average flows between intakes, operations, treatment units, and outfalls. If a water balance cannot be determined *(e.g., for certain mining activities)*, provide a pictorial description of the nature and amount of any sources of water and any collection or treatment measures.

B. For each outfall, provide a description of: (1) All operations contributing wastewater to the effluent, including process wastewater, sanitary wastewater, cooling water, and storm water runoff; (2) The average flow contributed by each operation; and (3) The treatment received by the wastewater. Continue on additional sheets if necessary.

1. OUTFALL NO. (list)	2. OPERATION(S) CONTRIBUTING FLOW		3. TREATMENT		
	a. OPERATION (list)	b. AVERAGE FLOW (include units)	a. DESCRIPTION	b. LIST CODES FROM TABLE 2C-1	
001	Once-through cooling water		Discharge to surface water	4-A	
	° Main condensers	691,200,000 gpd			
	° Other cooling services	77,760,000 gpd			
	° Total Outfall 001	768,960,000 gpd			
003	Radioactive waste processing		Reactor grade water		
	° Reactor grade water (1)		° Waste holding tanks	X-X	
	° Non-reactor grade floor	20,000 gpd	° Evaporation	1-F	
	drains and laundry and		° Ion exchange	2-J	
	hot shower drains		° Reuse/recycle (alt.)	4-C	
	° Total Outfall 003	20,000 gpd	° Waste monitor tank	X-X	
			° Discharge to surface	4-A	
			Water		
			Non-reactor grade drains		
			° Waste holding tanks	X-X	
			° Ion exchange	2-J	
			° Waste monitor tank	X-X	
			° Discharge to surface water	4-A	

OFFICIAL USE ONLY (effluent guidelines sub-categories)

EPA I.D. NUMBER (copy from Item 1 of Form 1)

OMB No. 2040-0086
Approval expires 5-31-92

Please print or type in the unshaded areas only.

FORM 2C NPDES

EPA

U.S. ENVIRONMENTAL PROTECTION AGENCY
APPLICATION FOR PERMIT TO DISCHARGE WASTEWATER
EXISTING MANUFACTURING, COMMERCIAL, MINING AND SILVICULTURAL OPERATIONS
Consolidated Permits Program

I. OUTFALL LOCATION

For each outfall, list the latitude and longitude of its location to the nearest 15 seconds and the name of the receiving water.

A. OUTFALL NUMBER (list)	B. LATITUDE 1. DEG.	2. MIN.	3. SEC.	C. LONGITUDE 1. DEG.	2. MIN.	3. SEC.	D. RECEIVING WATER (name)
004	34	17	54	81	18	56	Monticello Reservoir

II. FLOWS, SOURCES OF POLLUTION, AND TREATMENT TECHNOLOGIES

A. Attach a line drawing showing the water flow through the facility. Indicate sources of intake water, operations contributing wastewater to the effluent, and treatment units labeled to correspond to the more detailed descriptions in Item B. Construct a water balance on the line drawing by showing average flows between intakes, operations, treatment units, and outfalls. If a water balance cannot be determined (e.g., for certain mining activities), provide a pictorial description of the nature and amount of any sources of water and any collection or treatment measures.

B. For each outfall, provide a description of: (1) All operations contributing wastewater to the effluent, including process wastewater, sanitary wastewater, cooling water, and storm water runoff; (2) The average flow contributed by each operation; and (3) The treatment received by the wastewater. Continue on additional sheets if necessary.

1. OUTFALL NO. (list)	2. OPERATION(S) CONTRIBUTING FLOW a. OPERATION (list)	b. AVERAGE FLOW (include units)	3. TREATMENT a. DESCRIPTION	b. LIST CODES FROM TABLE 2C-1	
004	Steam generator blowdown		Steam generator blowdown (2)		
	°Steam generator blowdown	-	° Waste monitoring (alt.)	X-X	
	°Blowdown system sump	-	° Discharge to surface wtr	4-A	
	°Total Outfall 004	144,000 gpd	° Sedimentation	1-U	
			° Reuse/recycle	4-C	
			Blowdown system sump (3)		
			° Waste holding tank	X-X	
			° Ion exchange	2-J	
			° Reuse/recycle	4-C	
			° Waste monitor tank (alt.)	X-X	
			° Discharge to surface water (alt.) via Outfall 001	4-A	

OFFICIAL USE ONLY (effluent guidelines sub-categories)

Please print or type in the unshaded areas only.

EPA I.D. NUMBER (copy from Item 1 of Form 1)
SCD069311579

Form Approved
OMB No. 2040-0086
Approval expires 5-31-92

FORM 2C NPDES

U.S. ENVIRONMENTAL PROTECTION AGENCY
APPLICATION FOR PERMIT TO DISCHARGE WASTEWATER
EXISTING MANUFACTURING, COMMERCIAL, MINING AND SILVICULTURAL OPERATIONS
Consolidated Permits Program

OUTFALL LOCATION

For each outfall, list the latitude and longitude of its location to the nearest 15 seconds and the name of the receiving water.

A. OUTFALL NUMBER (list)	B. LATITUDE 1. DEG.	2. MIN.	3. SEC.	C. LONGITUDE 1. DEG.	2. MIN.	3. SEC.	D. RECEIVING WATER (name)
006A	34	17	40	81	18	39	Monticello Reservoir
006B	34	17	40	81	18	37	Monticello Reservoir

II. FLOWS, SOURCES OF POLLUTION, AND TREATMENT TECHNOLOGIES

A. Attach a line drawing showing the water flow through the facility. Indicate sources of intake water, operations contributing wastewater to the effluent, and treatment units labeled to correspond to the more detailed descriptions in Item B. Construct a water balance on the line drawing by showing average flows between intakes, operations, treatment units, and outfalls. If a water balance cannot be determined (*e.g., for certain mining activities*), provide a pictorial description of the nature and amount of any sources of water and any collection or treatment measures.

B. For each outfall, provide a description of: (1) All operations contributing wastewater to the effluent, including process wastewater, sanitary wastewater, cooling water, and storm water runoff; (2) The average flow contributed by each operation; and (3) The treatment received by the wastewater. Continue on additional sheets if necessary.

1. OUTFALL NO. (list)	2. OPERATION(S) CONTRIBUTING FLOW a. OPERATION (list)	b. AVERAGE FLOW (include units)	3. TREATMENT a. DESCRIPTION	b. LIST CODES FROM TABLE 2C-1	
006A	Low volume waste (alum		Sedimentation	1-U	
	sludge basin)		Discharge to surface water	4-A	
	o Condensate polisher		via Outfall 014		
	backwash	-			
	o Clarifier blowdown	-			
	o Carbon filter backwash	-			
	o Gravity filter backwash	-			
	o Steam generator blowdown	-			
	(alt.)				
	o Condensate Storage Tank (alt.)				
	o Total Outfall 006A	80,000gpd			
006B	Low volume waste (plant		Flow equalization	X-X	
	waste surge basin)		(Collecting sump)		
	o Turbine room sump	-	Sedimentation	1-U	
	o Main condenser cleaning	-			
	sump				
	o Boiler house drains	-	Oil skimming	X-X	
	o Diesel generator bldg.	-	Discharge to surface water	4-A	
	sump		via Outfall 014		
	o Circ. water pump house sump	-			
	o Condensate storage tank (alt.)	-			
	o Fuel oil handling drains	-			
	o Transformer area drains	-			
	o Total Outfall 006B	50,000gpd			

OFFICIAL USE ONLY (*effluent guidelines sub-categories*)

EPA I.D. NUMBER (copy from Item 1 of Form 1)

OMB No. 2040-0086
Approval expires 5-31-92

Please print or type in the unshaded areas only.

FORM 2C NPDES

U.S. ENVIRONMENTAL PROTECTION AGENCY
APPLICATION FOR PERMIT TO DISCHARGE WASTEWATER
EXISTING MANUFACTURING, COMMERCIAL, MINING AND SILVICULTURAL OPERATIONS
Consolidated Permits Program

I. OUTFALL LOCATION

For each outfall, list the latitude and longitude of its location to the nearest 15 seconds and the name of the receiving water.

A. OUTFALL NUMBER (list)	B. LATITUDE 1. DEG.	2. MIN.	3. SEC.	C. LONGITUDE 1. DEG.	2. MIN.	3. SEC.	D. RECEIVING WATER (name)
007	34	17	52	81	18	52	Monticello Reservoir
008	34	17	40	81	18	40	Monticello Reservoir

II. FLOWS, SOURCES OF POLLUTION, AND TREATMENT TECHNOLOGIES

A. Attach a line drawing showing the water flow through the facility. Indicate sources of intake water, operations contributing wastewater to the effluen and treatment units labeled to correspond to the more detailed descriptions in Item B. Construct a water balance on the line drawing by showing averag flows between intakes, operations, treatment units, and outfalls. If a water balance cannot be determined (*e.g., for certain mining activities*), provide pictorial description of the nature and amount of any sources of water and any collection or treatment measures.

B. For each outfall, provide a description of: (1) All operations contributing wastewater to the effluent, including process wastewater, sanitary wastewate cooling water, and storm water runoff; (2) The average flow contributed by each operation; and (3) The treatment received by the wastewater. Contin on additional sheets if necessary.

1. OUTFALL NO. (list)	2. OPERATION(S) CONTRIBUTING FLOW a. OPERATION (list)	b. AVERAGE FLOW (include units)	3. TREATMENT a. DESCRIPTION	b. LIST CODES FR TABLE 2C-1
007	Low volume waste		Flow equalization	X-X
	(Neutralization waste tank)		Neutralization	2-K
	o Ion exchange regenerations	-	Discharge to surface water	4-A
	o Chemical feed equipment	-	via Outfall ool	
	drain sump			
	o Caustic tank area sump			
	o Inter. bldg. sump "d" battery rm. -			
	o Total Outfall 007	80,000 gpd		
008	Chemical cleaning waste/low		Neutralization (metal)	2-K
	volume waste (Plant startup		cleaning only)	
	waste holding basin) (4)	*	Sedimentation	1-U
	o Metal cleaning waste		Discharge to surface water	4-A
	o Low volume waste from	(See 006B)	via Outfall 014	
	oil waste collection sump	(oo6B)		
	o Low volume waste from	(See 006A)		
	clarifier blowdown			
	sump (006A)			
	o Chemical cleaning waste	-		

Please print or type in the unshaded areas only.

EPA I.D. NUMBER (copy from Item 1 of Form 1): SCD069311579

Form Approved
OMB No. 2040-0086
Approval expires 5-31-92

FORM 2C NPDES

U.S. ENVIRONMENTAL PROTECTION AGENCY
APPLICATION FOR PERMIT TO DISCHARGE WASTEWATER
EXISTING MANUFACTURING, COMMERCIAL, MINING AND SILVICULTURAL OPERATIONS
Consolidated Permits Program

I. OUTFALL LOCATION

For each outfall, list the latitude and longitude of its location to the nearest 15 seconds and the name of the receiving water.

A. OUTFALL NUMBER (list)	B. LATITUDE 1. DEG.	2. MIN.	3. SEC.	C. LONGITUDE 1. DEG.	2. MIN.	3. SEC.	D. RECEIVING WATER (name)
012	34	17	54	81	19	19	Broad River
013	34	17	39	81	18	32	Broad River
014	34	17	44	81	18	31	Monticello Reservoir

II. FLOWS, SOURCES OF POLLUTION, AND TREATMENT TECHNOLOGIES

A. Attach a line drawing showing the water flow through the facility. Indicate sources of intake water, operations contributing wastewater to the effluent, and treatment units labeled to correspond to the more detailed descriptions in Item B. Construct a water balance on the line drawing by showing average flows between intakes, operations, treatment units, and outfalls. If a water balance cannot be determined (*e.g., for certain mining activities*), provide a pictorial description of the nature and amount of any sources of water and any collection or treatment measures.

B. For each outfall, provide a description of: (1) All operations contributing wastewater to the effluent, including process wastewater, sanitary wastewater, cooling water, and storm water runoff; (2) The average flow contributed by each operation; and (3) The treatment received by the wastewater. Continue on additional sheets if necessary.

1. OUTFALL NO. (list)	2. OPERATION(S) CONTRIBUTING FLOW a. OPERATION (list)	b. AVERAGE FLOW (include units)	3. TREATMENT a. DESCRIPTION	b. LIST CODES FROM TABLE 2C-1	
012	North yard drain system	2,880gpd	Discharge to surface water	4-A	
	o Yard drains	*			
	o Roof drains	*			
	o Refueling water storage	*			
	tank pit drains				
	o Industrial & CRDM	8,000gpd			
	coolers (009A & B)				
	o Total Outfall 012	14,000gpd			
013	Southeast yard drain system	1,440gpd *	Discharge to surface water	4-A	
	o Yard drains	-			
	o Roof drains	-			
	o Water storage tank sumps	-			
	o Misc. building floor	-			
	drains				
014	Combination Outfall		Discharge to surface water	4-A	
	o Outfall 005	10,000gpd	Sanitary sewage treatment		
	006A	80,000gpd	Low volume waste (alum	4-A	
			sledge basin)		
	006B	50,000gpd	Low volume waste (Plant	4-A	
			waste surge basin)		
	008	0gpd	Chemical cleaning waste	4-A	
	o Outfall Total Flow	140,000 gpd	/ Low volume waste (Plant		
			Startup Waste Holding Basin)		
	* Average flow varies with	rainfall			

OFFICIAL USE ONLY (*effluent guidelines sub-categories*)

CONTINUED FROM THE FRONT

C. Except for storm runoff, leaks, or spills, are any of the discharges described in Items II-A or B intermittent or seasonal?

[X] YES *(complete the following table)* [ ] NO *(go to Section III)*

1. OUTFALL NUMBER *(list)*	2. OPERATION(s) CONTRIBUTING FLOW *(list)*	3. FREQUENCY a. DAYS PER WEEK *(specify average)*	3. FREQUENCY b. MONTHS PER YEAR *(specify average)*	4. FLOW a. FLOW RATE *(in mgd)* 1. LONG TERM AVERAGE	4. FLOW a. FLOW RATE *(in mgd)* 2. MAXIMUM DAILY	4. FLOW b. TOTAL VOLUME *(specify with units)* 1. LONG TERM AVERAGE	4. FLOW b. TOTAL VOLUME *(specify with units)* 2. MAXIMUM DAILY	4. FLOW c. DU ATI *(in da*
008	See Discussion Outfall 008	N/A	N/A	N/A	N/A	N/A	N/A	N/A

III. PRODUCTION

A. Does an effluent guideline limitation promulgated by EPA under Section 304 of the Clean Water Act apply to your facility?

[X] YES *(complete Item III-B)* [ ] NO *(to to Section IV)*

B. Are the limitations in the applicable effluent guideline expressed in terms of production *(or other measure of operation)*?

[ ] YES *(complete Item III-C)* [X] NO *(go to Section IV)*

C. If you answered "yes" to Item III-B, list the quantity which represents an actual measurement of your level of production, expressed in the terms and units used in the applicable effluent guideline, and indicate the affected outfalls.

1. AVERAGE DAILY PRODUCTION a. QUANTITY PER DAY	b. UNITS OF MEASURE	c. OPERATION, PRODUCT, MATERIAL, ETC. *(specify)*	2. AFFECTED OUTFALLS *(list outfall numbers)*
N/A			

IV. IMPROVEMENTS

A. Are you now required by any Federal, State or local authority to meet any implementation schedule for the construction, upgrading or operation of wastewater treatment equipment or practices or any other environmental programs which may affect the discharges described in this application? This includes, but is not limited to, permit conditions, administrative or enforcement orders, enforcement compliance schedule letters, stipulations, court orders, and grant or loan conditions.

[ ] YES *(complete the following table)* [X] NO *(go to Item IV-B)*

1. IDENTIFICATION OF CONDITION, AGREEMENT, ETC.	2. AFFECTED OUTFALLS a. NO.	2. AFFECTED OUTFALLS b. SOURCE OF DISCHARGE	3. BRIEF DESCRIPTION OF PROJECT	4. FINAL COMPLIANCE DATE a. REQUIRED	4. FINAL COMPLIANCE DATE b. PROJECTED

B. OPTIONAL: You may attach additional sheets describing any additional water pollution control programs *(or other environmental projects which may affect your discharges)* you now have underway or which you plan. Indicate whether each program is now underway or planned, and indicate your actual or planned schedules for construction. [ ] MARK "X" IF DESCRIPTION OF ADDITIONAL CONTROL PROGRAMS IS ATTACHED N/A

NPDES FORM 2C

Notes – Item IIA and IIB

(1) Reactor grade water (244) gpd is normally treated and discharged to the penstocks of Fairfield Hydro together with treated non-reactor grade drains. The alternate pathway is to treat and recycle when possible.

(2) Steam generator blowdown is normally returned to the condensate system for recovery. Steam generator blowdown can be monitored and discharged to Monticello Reservoir via Outfall 001. The alternate discharge pathway is to Monticello Reservoir via the clarifier blowdown sump and Outfall 006A. If monitoring indicates blowdown is not acceptable for discharge, flow is diverted to the blowdown holdup tank.

(3) Flow from the blowdown system sump and blowdown holdup tank is normally treated and recycled. The alternate pathway is treatment and discharge to the penstocks of Fairfield Hydro via Outfall 003.

(4) The plant startup waste holding basin discharges wastes from the cleaning of plant piping and equipment. When not used for this purpose, it is available for use as an alternate to the alum sludge basin for treatment of low volume wastes from the clarifier blowdown sump. The plant startup waste holding basin is identical in capacity and design to the alum sludge basin (Outfall 006A). Low volume wastes from the collecting sump can also be directed to the plant startup waste holding basin by means of the piping connections provided for metal cleaning wastes.

EPA I.D. NUMBER *(copy from Item 1 of Form 1)*

CONTINUED FROM PAGE 2

V. INTAKE AND EFFLUENT CHARACTERISTICS

A, B, & C: See instructions before proceeding — Complete one set of tables for each outfall — Annotate the outfall number in the space provided.
NOTE: Tables V-A, V-B, and V-C are included on separate sheets numbered V-1 through V-9.

D. Use the space below to list any of the pollutants listed in Table 2c-3 of the instructions, which you know or have reason to believe is discharged or may be discharged from any outfall. For every pollutant you list, briefly describe the reasons you believe it to be present and report any analytical data in your possession.

1. POLLUTANT	2. SOURCE	1. POLLUTANT	2. SOURCE

VI. POTENTIAL DISCHARGES NOT COVERED BY ANALYSIS

Is any pollutant listed in Item V-C a substance or a component of a substance which you currently use or manufacture as an intermediate or final product or byproduct?

☐ YES *(list all such pollutants below)* ☐ NO *(go to Item VI-B)*

CONTINUE ON REVERSE

CONTINUED FROM THE FRONT

VII. BIOLOGICAL TOXICITY TESTING DATA

Do you have any knowledge or reason to believe that any biological test for acute or chronic toxicity has been made on any of your discharges or on a receiving water in relation to your discharge within the last 3 years?

[X] YES *(identify the test(s) and describe their purposes below)* [ ] NO *(go to Section VIII)*

Chronic toxicity testing for outfalls 001, 014.

Acute toxicity testing for outfall 012.

Requirement of NPDES SC0030856.

VIII. CONTRACT ANALYSIS INFORMATION

Were any of the analyses reported in Item V performed by a contract laboratory or consulting firm?

[X] YES *(list the name, address, and telephone number of, and pollutants analyzed by, each such laboratory or firm below)* [ ] NO *(go to Section IX)*

A. NAME	B. ADDRESS	C. TELEPHONE (area code & no.)	D. POLLUTANTS ANALYZED (list)
General Engineering Laboratories	PO Box 30712 Charleston, SC 29417	(843) 556-8171	See Attached
SCE&G Central Lab	2102 North Lake Drive Columbia, SC 29212	(803) 217-9384	Oil & grease
Duke Energy	13339 Hagers Ferry Road Huntersville, NC 28078	(704) 875-5245	Oil & grease (Outfall 003 & 004)

IX. CERTIFICATION

I certify under penalty of law that this document and all attachments were prepared under my direction or supervision in accordance with a system designed to assure that qualified personnel properly gather and evaluate the information submitted. Based on my inquiry of the person or persons who manage the system or those persons directly responsible for gathering the information, the information submitted is, to the best of my knowledge and belief, true, accurate, and complete. I am aware that there are significant penalties for submitting false information, including the possibility of fine and imprisonment for knowing violations.

A. NAME & OFFICIAL TITLE *(type or print)*	B. PHONE NO. *(area code & no.)*
STEPHEN A. BYRNE, Sr. VP NUCLEAR PLANT OPERATIONS	(803) 345-4622
C. SIGNATURE Stephen A. Byrne	D. DATE SIGNED 4/16/02

Analyses Performed by General Engineering Laboratories

for V.C. Summer Station NPDES Permit Extension

Rad Gas Flow

GFPC, Gross A/B, liquid

Alpha
Beta

GFPC, Total Radium, Liquid

Total Radium

Rad Radium-226

Lucas Cell, Ra226, liquid

Radium-226

Ion Chromatography

EPA300.0 Bromide Liquid

Bromide
Fluoride
Sulfate

Mercury Analysis

EPA 245.1 Mercury

Mercury

Metals Analysis-ICPMS

200.8/200.2 NPDES Metals

Aluminum
Antimony
Arsenic
Barium
Beryllium
Boron
Cadmium
Cobalt
Copper
Iron
Lead
Magnesium
Manganese
Molybdenum
Nickel
Selenium
Silver
Thallium
Tin
Titanium
Zinc
Chromium

Micro-biology

EPA 405.1 BOD, 5DAY

BOD, 5 DAY

Rapid Flow Analysis (Alpkem)

EPA 625 Form 2C BNA Dioxin Screen

2,3,7,8-TCDD

Rapid Flow Analysis (Alpkem)

EPA 335.3 Cyanide, Total

Cyanide, Total

EPA 420.2 Phenols, Total Liquid

Total Phenol

Semi-Volatiles-GC/MS

3510/8270C TTO in Liqid

1,2-Diphenylhydrazine
2,4,6-Trichlorophenol
2,4-Dichlorophenol
2,4-Dimethylphenol
2,4-Dinitrophenol
2,4-Dinitrotoluene
2,6-Dinitrotoluene
2-Chloronaphthalene
2-Chlorophenol
2-Methyl-4,6-dinitrophenol
2-Nitrophenol
3,3'-Dichlorobenzidine
4-Bromophenylphenylether
4-Chloro-3-methylphenol
4-Chlorophenylphenylether
4-Nitrophenol
Acenaphthene
Acenaphthylene
Anthracene
Benzidine
Benzo(a)anthracene
Benzo(a)pyrene
Benzo(b)fluoranthene
Benzo(ghi)perylene
Benzo(k)fluoranthene
Butylbenzylphthalate
Chrysene
Di-n-butylphthalate
Di-n-octylphthalate
Dibenzo(a,h)anthracene
Diethylphthalate
Dimethylphthalate
Diphenylamine
Fluoranthene

Semi-Volatiles-GC/MS

3510/8270C TTO in Liqid

Fluorene
Hexachlorobenzene
Hexachlorobutadiene
Hexachlorocyclopentadiene
Hexachloroethane
Indeno(1,2,3-cd)pyrene
Isophorone
N-Nitrosodimethylamine
N-Nitrosodipropylamine
Naphthalene
Nitrobenzene
Pentachlorophenol
Phenanthrene
Phenol
Pyrene
bis(2-Chloroethoxy)methane
bis(2-Chloroethyl) ether
bis(2-Chloroisopropyl)ether
bis(2-Ethylhexyl)phthalate

Semi-Volatiles-PCB

608/3510C PCB Liquid
Aroclor-1232
Aroclor-1242
Aroclor-1248
Aroclor-1254
Aroclor-1260
Spectrometric Analysis

EPA 376.2 Sulfide Liquid
Total Sulfide

EPA 410.4 Chem. Oxygen Demand
COD

EPA 425.1 Surfactants (MBAS)
MBAS
TOC Analysis

EPA 415.1 Total Organic Carbon
Total Organic Carbon
TRAACS Nutrient Analysis

EPA 350.1 Nitrogen, Ammonia L
Nitrogen, Ammonia

EPA 351.2/350.1 Total Organic Nitrogen
Total Organic Nitrogen

EPA 353.1 Nitrogen, (NO3/NO2)
Nitrogen, Nitrate/Nitrite

EPA 365.4 Phosphorus, Total in
Phosphorus, Total as P

Nitrogen, Total Kjeldahl (TKN)
Nitrogen, Total Kjeldahl
Titration Analysis

EPA 377.1 Sulfite Liquid
Sulfite
Volatile Organics

8260 TTO VOAs Liquid
1,1,1-Trichloroethane

1,1,2,2-Tetrachloroethane

Volatile Organics

8260 TTO VOAs Liquid
Benzene
Bromodichloromethane
Bromoform
Bromomethane
Carbon tetrachloride
Chlorobenzene
Chloroethane
Chloroform
Chloromethane
Dibromochloromethane
Dichlorodifluoromethane
Ethylbenzene
Methylene chloride
Tetrachloroethylene
Toluene
Trichloroethylene
Trichlorofluoromethane
Vinyl chloride
cis-1,3-Dichloropropylene
trans-1,2-Dichloroethylene
trans-1,3-Dichloropropylene
Wet Chemistry General

EPA 110.2 Color
Color

Spectrometric Analysis

EPA 425.1 Surfactants (MBAS)
MBAS
TOC Analysis

EPA 415.1 Total Organic Carbon
Total Organic Carbon
TRAACS Nutrient Analysis

EPA 350.1 Nitrogen, Ammonia L
Nitrogen, Ammonia

EPA 351.2/350.1 Total Organic Nitrogen
Total Organic Nitrogen

EPA 353.1 Nitrogen, (NO3/NO2)
Nitrogen, Nitrate/Nitrite

EPA 365.4 Phosphorus, Total in
Phosphorus, Total as P

Nitrogen, Total Kjeldahl (TKN)
Nitrogen, Total Kjeldahl
Titration Analysis

EPA 377.1 Sulfite Liquid
Sulfite
Volatile Organics

8260 TTO VOAs Liquid
1,1,1-Trichloroethane

1,1,2,2-Tetrachloroethane
1,1,2-Trichloroethane
1,1-Dichloroethane
1,1-Dichloroethylene
1,2,4-Trichlorobenzene
1,2-Dichlorobenzene
1,2-Dichloroethane
1,2-Dichloropropane
1,3-Dichlorobenzene
1,3-Dichloropropylene(total)
1,4-Dichlorobenzene
2-Chloroethylvinyl ether
Acrolein
Acrylonitrile

Semi-Volatiles-PCB

608/3510C PCB Liquid
Aroclor-1016
Aroclor-1221
Aroclor-1232
Aroclor-1242
Aroclor-1248
Aroclor-1254
Aroclor-1260
Spectrometric Analysis

EPA 376.2 Sulfide Liquid
Total Sulfide

EPA 410.4 Chem. Oxygen Demand
COD

EPA 425.1 Surfactants (MBAS)

PLEASE PRINT OR TYPE IN THE UNSHADED AREAS ONLY. You may report some or all of this information on separate sheets *(use the same format)* instead of completing these pages. SEE INSTRUCTIONS.

EPA I.D. NUMBER *(copy from Item I of Form 1)*

V. INTAKE AND EFFLUENT CHARACTERISTICS *(continued from page 3 of Form 2-C)*

OUTFALL NO. 001

PART A - You must provide the results of at least one analysis for every pollutant in this table. Complete one table for each outfall. See instructions for additional details.

1. POLLUTANT	EFFLUENT a. MAXIMUM DAILY VALUE (1) CONCENTRATION	a. MAXIMUM DAILY VALUE (2) MASS	b. MAXIMUM 30 DAY VALUE (if available) (1) CONCENTRATION	b. MAXIMUM 30 DAY VALUE (if available) (2) MASS	b. LONG TERM AVRG. VALUE (if available) (1) CONCENTRATION	b. LONG TERM AVRG. VALUE (if available) (2) MASS	d. NO. OF ANALYSES	3. UNITS *(specify if blank)* a. CONCENTRATION	b. MASS	4. INTAKE *(optional)* a. LONG TERM AVERAGE VALUE (1) CONCENTRATION	a. LONG TERM AVERAGE VALUE (2) MASS	d. NO. OF ANALYSES
a. Biochemical Oxygen Demand *(BOD)*	<4.00						1	mg/l	lb/d			
b. Chemical Oxygen Demand *(COD)*	22.0						1	mg/l	lb/d			
c. Total Organic Carbon *(TOC)*	2.79						1	mg/l	lb/d			
d. Total Suspended Solids *(TSS)*	6.4						1	mg/l	lb/d			
e. Ammonia *(as N)*	0.12						1	mg/l	lb/d			
f. Flow	VALUE 738.72		VALUE		VALUE 674.92		12	MGD		VALUE		
g. Temperature *(winter)*	VALUE 37.3		VALUE		VALUE 23.5		6	°C		VALUE		
h. Temperature *(summer)*	VALUE 43.5		VALUE		VALUE 38.4		6	°C		VALUE		
i. pH	MINIMUM 7.15	MAXIMUM 7.57	MINIMUM	MAXIMUM			12	STANDARD UNITS				

PART B- Mark "X" in column 2-a for each pollutant you know or have reason to believe is present. Mark "X" in column 2-b for each pollutant you believe to be absent. If you mark column 2a for any pollutant which is limited either directly, or indirectly but expressly, in an effluent limitations guideline, you must provide the results of at least one analysis for that pollutant. For other pollutants for which you mark column 2a, you must provide quantitative data or an explanation of their presence in your discharge. Complete one table for each outfall. See the instructios for additional details and requirements.

1. POLLUTANT AND CAS NO. *(if available)*	2. MARK 'X' a. BELIEVED PRESENT	b. BELIEVED ABSENT	3. EFFLUENT a. MAXIMUM DAILY VALUE (1) CONCENTRATION	a. MAXIMUM DAILY VALUE (2) MASS	b. MAXIMUM 30 DAY VALUE *(if available)* (1) CONCENTRATION	b. MAXIMUM 30 DAY VALUE *(if available)* (2) MASS	c. LONG TERM AVRG. VALUE *(if available)* (1) CONCENTRATION	c. LONG TERM AVRG. VALUE *(if available)* (2) MASS	d.NO. OF ANALYSES	4. UNITS a. CONCENTRATION	b. MASS	5. INTAKE a. LONG TERM AVERAGE VALUE (1) CONCENTRATION	a. LONG TERM AVERAGE VALUE (2) MASS	b.NO. OF ANALYSES
a. Bromide (24959-67-9)		X	<0.200						1	mg/l				
b. Chlorine Total Residual		X												
c. Color	X		25.0						1	PCU				
d. Fecal Coliform		X												
e. Fluoride (16984-48-8)	X		0.211						1	mg/l				
f. Nitrate - Nitrite *(as N)*	X		0.35						1	mg/l				

CONTINUE ON REVERSE

ITEM V-B CONTINUED FROM FRONT

Outfall 001

1. POLLUTANT AND CAS NO. (if available)	2. MARK 'X' a. BELIEVED PRESENT	2. MARK 'X' b. BELIEVED ABSENT	3. EFFLUENT a. MAXIMUM DAILY VALUE (1) CONCENTRATION	a. MAXIMUM DAILY VALUE (2) MASS	b. MAXIMUM 30 DAY VALUE (if available) (1) CONCENTRATION	b. MAXIMUM 30 DAY VALUE (if available) (2) MASS	c. LONG TERM AVRG. VALUE (if available) (1) CONCENTRATION	c. LONG TERM AVRG. VALUE (if available) (2) MASS	d. NO. OF ANALYSES	4. UNITS a. CONCENTRATION	4. UNITS b. MASS	5. INTAKE a. LONG TERM AVERAGE VALUE (1) CONCENTRATION	5. INTAKE a. LONG TERM AVERAGE VALUE (2) MASS	5. INTAKE b. NO. OF ANALYSES
g. Nitrogen, Total Organic (as N)	X		0.17						1	mg/l				
h. Oil and Grease		X	5.00						1	mg/l				
i. Phosphorus (as P) Total (7723-14-0)		X	<0.05						1	mg/l				
j. Radioactivity														
(1) Alpha, Total		X	<5.00						1	pci/l				
(2) Beta, Total	X		<5.00						1	pci/l				
(3) Radium, Total		X	<1.00						1	pci/l				
(4) Radium 226, Total		X	<1.00						1	pci/l				
k. Sulfate (as SO4) (14808-79-8)	X		8.27						1	mg/l				
k. Sulfide (as S)		X	<0.05						1	mg/l				
m. Sulfite (as SO3) (14265-45-3)		X	<2.00						1	mg/l				
n. Surfactants		X	<0.500						1	mg/l				
o. Aluminum, Total (7429-90-5)	X		416						1	µg/l				
p. Barium, Total (7440-39-3)	X		20.4						1	µg/l				
q. Boron, Total (7440-42-8)		X	43						1	µg/l				
r. Cobalt, Total (7440-48-4)		X	<1.00						1	µg/l				
s. Iron, Total (7439-89-6)	X		443						1	µg/l				
t. Magnesium, Total (7439-95-4)	x		2240						1	µg/l				
u. Molybdenum, Total (7439-98-7)		X	0.63						1	µg/l				
v. Manganese, Total (7439-96-5)	X		51.5						1	µg/l				
w. Tin, Total (7440-31-5)		X	<5.00						1	µg/l				
x. Titanium, Total (7440-32-6)		X	10.5						1	µg/l				

CONTINUE ON REVERSE

EPA I.D. NUMBER *(copy from Item 1 of Form 1)*	OUTFALL NUMBER
	001

CONTINUED FROM PAGE 3 OF FORM 2-C

PART C - If you are a primary industry and this outfall contains process wastewater, refer to Table 2c-2 in the instructions to determine which of the GC/MS fractions you must test for. Mark "X" in column 2-a for all such GC/MS fractions that apply to your industry and for ALL toxic metals, cyanides, and total phenols. If you are not required to mark column 2-a *(secondary industries, nonprocess wastewater outfalls, and nonrequired GC/MS fractions)* mark "X" in column 2-b for each pollutant you know or have reason to believe is present. Mark "X" in colun 2-c for each pollutant you believe is absent. If you mark column 2a for any pollutant, you must provide the results of at least one analysis for that pollutant. If you mark column 2b for any pollutant, you must provide the results of at least one analysis for that pollutant if you know or have reason to believe it will be discharged in concentrations of 10 ppb or greater. If you mark column 2b for acrolein, acrylonitrile, 2.4 dinitrophenol, or 2-methyl-4, 6 dinitrophenol, you must provide the results of at least one analysis for each of these pollutants which you know or have reason to believe that you discharge in concentrations of 100 ppb or greater. Otherwise, for pollutants for which you mark column 2b, you must either submit at least one analysis or briefly describe the reasons the pollutant is expected to be discharged. Note that there are 7 pages to this part, please review each carefully. Complete one table *(all 7 pages)* for each outfall. See instructions for additional details and requirements.

1. POLLUTANT AND CAS NUMBER *(if available)*	2. MARK 'X'			3. EFFLUENT							4. UNITS		5. INTAKE *(optional)*		
	a. TESTING REQUIRED	b. BELIEVED PRESENT	c. BELIEVED ABSENT	a. MAXIMUM DAILY VALUE		b. MAXIMUM 30 DAY AVRG. VALUE *(if available)*		c. LONG TERM AVRG. VALUE *(if available)*		d. NO. OF ANALYSES	a. CONCENTRATION	b. MASS	a. LONG TERM AVERAGE VALUE		b. NO. OF ANALYSES
				(1) CONCENTRATION	(2) MASS	(1) CONCENTRATION	(2) MASS	(1) CONCENTRATION	(2) MASS				(1) CONCENTRATION	(2) MASS	
METALS, CYANIDE, AND TOTAL PHENOLS															
1M. Antimony, Total (7440-36-0)	X			<2.00						1	µg/l				
2M. Arsenic, Total (7440-38-2)	X			<3.00						1	µg/l				
3M. Beryllium, Total (7440-41-7)	X			<0.200						1	µg/l				
4M. Cadmium, Total (7440-43-9)	X			0.1						1	µg/l				
5M. Chromium, Total (7440-47-3)	X			<3.00						1	µg/l				
6M. Copper, Total (7440-50-8)	X			1.84						1	µg/l				
7M. Lead, Total (7439-92-1)	X			<2.00						1	µg/l				
8M. Mercury, Total (7439-97-6)	X			<0.200						1	µg/l				
9M. Nickel, Total (7440-02-0)	X			<2.00						1	µg/l				
10M. Selenium, Total (7782-49-2)	X			<5.00						1	µg/l				
11M. Silver, Total (7440-22-4)	X			<1.00						1	µg/l				
12M. Thallium, Total (7440-28-0)	X			<0.500						1	µg/l				
13M. Zinc, Total (7440-66-6)	X			<10.0						1	µg/l				
14M. Cyanide, Total (57-12-5)	X			<5.00						1	µg/l				
15M. Phenols, Total	X			<5.00						1	µg/l				
DIOXIN															
2,3,7,8-Tetrachlorodibenzo-P-Dioxin (1764-01-6)	X			DESCRIBE RESULTS None Detected											

CONTINUE ON REVERSE

CONTINUED FROM PAGE 3 OF FORM 2-C

Outfall 001

1. POLLUTANT AND CAS NUMBER (if available)	2. MARK 'X'			3. EFFLUENT							4. UNITS		5. INTAKE (optional)		
	a. TESTING REQUIRED	b. BELIEVED PRESENT	c. BELIEVED ABSENT	a. MAXIMUM DAILY VALUE		b. MAXIMUM 30 DAY VALUE (if available)		c. LONG TERM AVRG. VALUE (if available)		d. NO. OF ANALYSES	a. CONCENTRATION	b. MASS	a. LONG TERM AVERAGE VALUE		b. NO. OF ANALYSES
				(1) CONCENTRATION	(2) MASS	(1) CONCENTRATION	(2) MASS	(1) CONCENTRATION	(2) MASS				(1) CONCENTRATION	(2) MASS	
GC/MS FRACTION - VOLATILE COMPOUNDS															
1V. Acrolein (107-02-8)	X			<5.00						1	µg/l				
2V. Acrylonitrile (107-13-1)	X			<5.00						1	µg/l				
3V. Benzene (71-43-2)	X			<1.00						1	µg/l				
4V. Bis *(Chloromethyl)* Ether (542-88-1)	X			Could not be	analyzed	due to high	volatility								
5V. Bromoform (75-25-2)	X			<1.00						1	µg/l				
6V. Carbon Tetrachloride (56-23-5)	X			<1.00						1	µg/l				
7V. Chlorobenzene (108-90-7)	X			<1.00						1	µg/l				
8V. Chlorodibromomethane (124-48-1)	X			<1.00						1	µg/l				
9V. Chloroethane (75-00-3)	X			<1.00						1	µg/l				
10V. 2-Chloroethylvinyl Ether (110-75-8)	X			<5.00						1	µg/l				
11V. Chloroform (67-66-3)	X			<1.00						1	µg/l				
12V. Dichlorobromomethane (75-27-4)	X			<1.00						1	µg/l				
13V. Dichlorodifluoromethane (75-71-8)	X			<1.00						1	µg/l				
14V. 1,1-Dichloroethane (75-34-3)	X			<1.00						1	µg/l				
15V. 1,2-Dichloroethane (107-06-2)	X			<1.00						1	µg/l				
16V. 1,1-Dichloroethylene (75-35-4)	X			<1.00						1	µg/l				
17V. 1,2-Dichloropropane (78-87-5)	X			<1.00						1	µg/l				
18V. 1,3-Dichloropropylene (542-75-6)	X			<2.00						1	µg/l				
19V. Ethylbenzene (100-41-4)	X			<1.00						1	µg/l				
20V. Methyl Bromide (74-83-9)	X			<1.00						1	µg/l				
21V. Methyl Chloride (74-87-3)	X			<1.00						1	µg/l				

CONTINUE ON REVERSE

EPA I.D. NUMBER *(copy from Item 1 of Form 1)*	OUTFALL NUMBER
	001

CONTINUED FROM PAGE 3 OF FORM 2-C

1. POLLUTANT AND CAS NUMBER *(if available)*	2. MARK 'X'			3. EFFLUENT							4. UNITS		5. INTAKE *(optional)*		
	a. TESTING REQUIRED	b. BELIEVED PRESENT	c. BELIEVED ABSENT	a. MAXIMUM DAILY VALUE		b. MAXIMUM 30 DAY VALUE *(if available)*		c. LONG TERM AVRG. VALUE *(if available)*		d. NO. OF ANALYSES	a. CONCENTRATION	b. MASS	a. LONG TERM AVERAGE VALUE		b. NO. OF ANALYSES
				(1) CONCENTRATION	(2) MASS	(1) CONCENTRATION	(2) MASS	(1) CONCENTRATION	(2) MASS				(1) CONCENTRATION	(2) MASS	
GC/MS FRACTION - VOLATILE COMPOUNDS *(continued)*															
22V. Methylene Chloride (75-09-2)	X			<2.00						1	µg/l				
23V. 1,1,2,2-Tetrachloroethane (79-34-5)	X			<1.00						1	µg/l				
24V. Tetrachloroethylene (127-18-4)	X			<1.00						1	µg/l				
25V. Toluene (108-88-3)	X			<1.00						1	µg/l				
26V. 1,2-Trans-Dichloroethylene (156-60-5)	X			<1.00						1	µg/l				
27V. 1,1,1-Trichloroethane (71-55-6)	X			<1.00						1	µg/l				
28V. 1,1,2-Trichloroethane (79-00-5)	X			<1.00						1	µg/l				
29V. Trichloro-ethylene (79-01-6)	X			<1.00						1	µg/l				
30V. Trichlorofluoromethane (75-69-4)	X			<1.00						1	µg/l				
31V. Vinyl Chloride (75-01-4)	X			<1.00						1	µg/l				
GC/MS FRACTION - ACID COMPOUNDS															
1A. 2-Chlorophenol (95-57-8)	X			<9.90						1	µg/l				
2A. 2,4-Dichlorophenol (120-83-2)	X			<9.90						1	µg/l				
3A. 2,4-Dimethylphenol (105-67-9)	X			<9.90						1	µg/l				
4A. 4,6-Dinitro-O-Cresol (534-52-1)	X			<9.90						1	µg/l				
5A. 2,4-Dinitrophenol (51-28-5)	X			<19.8						1	µg/l				
6A. 2-Nitrophenol (88-75-5)	X			<9.90						1	µg/l				
7A. 4-Nitrophenol (100-02-7)	X			<9.90						1	µg/l				
8A. P-Chloro-M-Cresol (59-50-7)	X			<9.90						1	µg/l				
9A. Pentachlorophenol (87-86-5)	X			<9.90						1	µg/l				
10A. Phenol (108-95-2)	X			<9.90						1	µg/l				
11A. 2,4,6-Trichlorophenol (88-06-2)	X			<9.90						1	µg/l				

 CONTINUE ON REVERSE

Outfall 001

1. POLLUTANT AND CAS NUMBER (if available)	2. MARK 'X'			3. EFFLUENT							4. UNITS		5. INTAKE (optional)		
	a. TESTING REQUIRED	b. BELIEVED PRESENT	c. BELIEVED ABSENT	a. MAXIMUM DAILY VALUE		b. MAXIMUM 30 DAY VALUE (if available)		c. LONG TERM AVRG. VALUE (if available)		d. NO. OF ANALYSES	a. CONCENTRATION	b. MASS	a. LONG TERM AVERAGE VALUE		b. NO. OF ANALYSES
				(1) CONCENTRATION	(2) MASS	(1) CONCENTRATION	(2) MASS	(1) CONCENTRATION	(2) MASS				(1) CONCENTRATION	(2) MASS	
GC/MS FRACTION - BASE/NEUTRAL COMPOUNDS															
1B. Acenaphthene (83-32-9)	X			<0.990						1	µg/l				
2B. Acenaphtylene (208-96-8)	X			<0.990						1	µg/l				
3B. Anthracene (120-12-7)	X			<0.990						1	µg/l				
4B. Benzidine (92-87-5)	X			<49.5						1	µg/l				
5B. Benzo *(a)* Anthracene (56-55-3)	X			<0.990						1	µg/l				
6B. Benzo *(a)* Pyrene (50-32-8)	X			<0.990						1	µg/l				
7B. 3,4-Benzo-fluoranthene (205-99-2)	X			<0.990						1	µg/l				
8B. Benzo *(ghi)* Perylene (191-24-2)	X			<0.990						1	µg/l				
9B. Benzo *(k)* Fluoranthene (207-08-9)	X			<0.990						1	µg/l				
10B. Bis *(2-Chloro-ethoxy)* Methane (111-91-1)	X			<9.90						1	µg/l				
11B. Bis *(2-Chloro-ethyl)* Ether (111-44-4)	X			<9.90						1	µg/l				
12B. Bis *(2-Chloroiso-propyl)* Ether (102-60-1)	X			<9.90						1	µg/l				
13B. Bis *(2-Ethyl-hexyl)* Phthalate (117-81-7)	X			<9.90						1	µg/l				
14B. 4-Bromo-phenyl Phenyl Ether (101-55-3)	X			<9.90						1	µg/l				
15B. Butyl Benzyl Phthalate (85-68-7)	X			<9.90						1	µg/l				
16B. 2-Chloro-naphthalene (91-58-7)	X			<0.990						1	µg/l				
17B. 4-Chloro-phenyl Phenyl Ether (7005-72-3)	X			<9.90						1	µg/l				
18B. Chrysene (218-01-9)	X			<0.990						1	µg/l				
19B. Dibenzo (a, h) Anthracene (53-70-3)	X			<0.990						1	µg/l				
20B. 1,2-Dichloro-benzene (95-50-1)	X			<1.00						1	µg/l				
21B. 1,3-Dichloro-benzene (541-73-1)	X			<1.00						1	µg/l				

CONTINUE ON REVERSE

EPA I.D. NUMBER *(copy from Item 1 of Form 1)*	OUTFALL NUMBER
	001

CONTINUED FROM PAGE V-6

1. POLLUTANT AND CAS NUMBER *(if available)*	2. MARK 'X'			3. EFFLUENT							4. UNITS		5. INTAKE *(optional)*		
	a. TESTING REQUIRED	b. BELIEVED PRESENT	c. BELIEVED ABSENT	a. MAXIMUM DAILY VALUE		b. MAXIMUM 30 DAY VALUE *(if available)*		c. LONG TERM AVRG. VALUE *(if available)*		d. NO. OF ANALYSES	a. CONCENTRATION	b. MASS	a. LONG TERM AVERAGE VALUE		b. NO. OF ANALYSES
				(1) CONCENTRATION	(2) MASS	(1) CONCENTRATION	(2) MASS	(1) CONCENTRATION	(2) MASS				(1) CONCENTRATION	(2) MASS	
GC/MS FRACTION - BASE/NEUTRAL COMPOUNDS															
22B. 1,4-Dichlorobenzene (106-46-7)	X			<1.00						1	µg/l				
23B. 3,3-Dichlorobenzidine (91-94-1)	X			<9.90						1	µg/l				
24B. Diethyl Phthalate (84-66-2)	X			<9.90						1	µg/l				
25B. Dimethyl Phthalate (131-11-3)	X			<9.90						1	µg/l				
26B. Di-N-Butyl Phthalate (84-74-2)	X			<9.90						1	µg/l				
27B. 2,4-Dinitrotoluene (121-14-2)	X			<9.90						1	µg/l				
28B. 2,6-Dinitrotoluene (606-20-2)	X			<9.90						1	µg/l				
29B. Di-N-Octyl Phthalate (117-84-0)	X			<9.90						1	µg/l				
30B. 1,2-Diphenylhydraxine (*as Azobenzene*)(122-66-7)	X			<9.90						1	µg/l				
31B. Fluoranthene (206-44-0)	X			<0.990						1	µg/l				
32B. Fluorene (86-73-7)	X			<0.990						1	µg/l				
33B. Hexachlorobenzene (118-74-1)	X			<9.90						1	µg/l				
34B. Hexachlorobutadiene (87-68-3)	X			<9.90						1	µg/l				
35B. Hexachlorocyclopentadiene (77-47-4)	X			<9.90						1	µg/l				
36B. Hexachloroethane (67-72-1)	X			<9.90						1	µg/l				
37B. Indeno *(1,2,3-cd)* Pyrene (193-39-5)	X			<0.990						1	µg/l				
38B. Isophorone (78-59-1)	X			<9.90						1	µg/l				
39B. Naphthalene (91-20-3)	X			<0.990						1	µg/l				
40B. Nitrobenzene (98-95-3)	X			<9.90						1	µg/l				
41B. N-Nitrosodimethylamine (62-75-9)	X			<9.90						1	µg/l				
42B. N-Nitrosodi-N-Propylamine (621-64-7)	X			<9.90						1	µg/l				

 CONTINUE ON REVERSE

CONTINUED FROM THE FRONT

Outfall 001

1. POLLUTANT AND CAS NUMBER (if available)	2. MARK 'X'			3. EFFLUENT							4. UNITS		5. INTAKE (optional)		
	a. TESTING REQUIRED	b. BELIEVED PRESENT	c. BELIEVED ABSENT	a. MAXIMUM DAILY VALUE		b. MAXIMUM 30 DAY VALUE (if available)		c. LONG TERM AVRG. VALUE (if available)		d. NO. OF ANALYSES	a. CONCENTRATION	b. MASS	a. LONG TERM AVERAGE VALUE		b. NO. OF ANALYSES
				(1) CONCENTRATION	(2) MASS	(1) CONCENTRATION	(2) MASS	(1) CONCENTRATION	(2) MASS				(1) CONCENTRATION	(2) MASS	
GC/MS FRACTION - BASE/NEUTRAL COMPOUNDS															
43B. N-Nitrosodiphenylamine (86-30-6)	X			<9.90						1	µg/l				
44B. Phenanthrene (85-01-8)	X			<0.990						1	µg/l				
45B. Pyrene (129-00-0)	X			<0.990						1	µg/l				
46B. 1,2,4-Trichlorobenzene (120-82-1)	X			<1.00						1	µg/l				
GC/MS FRACTION - PESTICIDES															
1P. Aldrin (309-00-2)			X												
2P. α-BHC (319-84-6)			X												
3P. β-BHC (319-85-7)			X												
4P. γ-BHC (58-89-9)			X												
5P. δ-BHC (319-86-8)			X												
6P. Chlordane (57-74-9)			X												
7P. 4,4'- DDT (50-29-3)			X												
8P. 4,4'- DDE (72-55-9)			X												
9P. 4,4'- DDD (72-54-8)			X												
10P. Dieldrin (60-57-1)			X												
11P. α-Endosulfan (115-29-7)			X												
12P. β-Endosulfan (115-29-7)			X												
13P. Endosulfan Sulfate (1031-07-8)			X												
14P. Endrin (72-20-8)			X												
15P. Endrin Aldehyde (7421-93-4)			X												
16P. Heptachlor (76-44-8)			X												

CONTINUE ON REVERSE

EPA I.D. NUMBER *(copy from Item 1 of Form 1)*	OUTFALL NUMBER
	001

CONTINUED FROM PAGE V-8

1. POLLUTANT AND CAS NUMBER *(if available)*	2. MARK 'X'			3. EFFLUENT							4. UNITS		5. INTAKE *(optional)*		
	a. TESTING REQUIRED	b. BELIEVED PRESENT	c. BELIEVED ABSENT	a. MAXIMUM DAILY VALUE		b. MAXIMUM 30 DAY VALUE *(if available)*		c. LONG TERM AVRG. VALUE *(if available)*		d. NO. OF ANALYSES	a. CONCENTRATION	b. MASS	a. LONG TERM AVERAGE VALUE		b. NO. OF ANALYSES
				(1) CONCENTRATION	(2) MASS	(1) CONCENTRATION	(2) MASS	(1) CONCENTRATION	(2) MASS				(1) CONCENTRATION	(2) MASS	
GC/MS FRACTION - PESTICIDES *(continued)*															
17P. Heptachlor Epoxide (1024-57-3)			X												
18P. PCB-1242 (53469-21-9)			X												
19P. PCB-1254 (11097-69-1)			X												
20P. PCB-1221 (11104-28-2)			X												
21P. PCB-1232 (11141-16-5)			X												
22P. PCB-1248 (12672-29-6)			X												
23P. PCB-1260 (11096-82-5)			X												
24P. PCB-1016 (12674-11-2)			X												
25P. Toxaphene (8001-35-2)			X												

PLEASE PRINT OR TYPE IN THE UNSHADED AREAS ONLY. You may report some or all of this information on separate sheets *(use the same format)* instead of completing these pages. SEE INSTRUCTIONS.

EPA I.D. NUMBER *(copy from Item I of Form 1)*

V. INTAKE AND EFFLUENT CHARACTERISTICS *(continued from page 3 of Form 2-C)*

OUTFALL NO. 003

PART A - You must provide the results of at least one analysis for every pollutant in this table. Complete one table for each outfall. See instructions for additional details.

1. POLLUTANT	EFFLUENT a. MAXIMUM DAILY VALUE (1) CONCENTRATION	(2) MASS	b. MAXIMUM 30 DAY VALUE (if available) (1) CONCENTRATION	(2) MASS	b. LONG TERM AVRG. VALUE (if available) (1) CONCENTRATION	(2) MASS	d. NO. OF ANALYSES	3. UNITS *(specify if blank)* a. CONCEN-TRATION	b. MASS	4. INTAKE *(optional)* a. LONG TERM AVERAGE VALUE (1) CONCENTRATION	(2) MASS	d. NO. OF ANALYSES
a. Biochemical Oxygen Demand *(BOD)*	<2.00						1	mg/l				
b. Chemical Oxygen Demand *(COD)*	<20.0						1	mg/l				
c. Total Organic Carbon *(TOC)*	2.58						1	mg/l				
d. Total Suspended Solids *(TSS)*	12.2				0.25		295	mg/l				
e. Ammonia *(as N)*	0.18						1	mg/l				
f. Flow	VALUE 0.004950		VALUE		VALUE 0.004258		295	MGD		VALUE		
g. Temperature *(winter)*	VALUE 26.5		VALUE		VALUE		3	°C		VALUE		
h. Temperature *(summer)*	VALUE N/A		VALUE		VALUE			°C		VALUE		
I. pH	MINIMUM 6.1	MAXIMUM 8.9	MINIMUM	MAXIMUM			295	STANDARD UNITS				

PART B- Mark "X" in column 2-a for each pollutant you know or have reason to believe is present. Mark "X" in column 2-b for each pollutant you believe to be absent. If you mark column 2a for any pollutant which is limited either directly, or indirectly but expressly, in an effluent limitations guideline, you must provide the results of at least one analysis for that pollutant. For other pollutants for which you mark column 2a, you must provide quantitative data or an explanation of their presence in your discharge. Complete one table for each outfall. See the instructios for additional details and requirements.

1. POLLUTANT AND CAS NO. *(if available)*	2. MARK 'X' a. BELIEVED PRESENT	b. BELIEVED ABSENT	3. EFFLUENT a. MAXIMUM DAILY VALUE (1) CONCENTRATION	(2) MASS	b. MAXIMUM 30 DAY VALUE *(if available)* (1) CONCENTRATION	(2) MASS	c. LONG TERM AVRG. VALUE *(if available)* (1) CONCENTRATION	(2) MASS	d.NO. OF ANAL-YSES	4. UNITS a. CONCEN-TRATION	b. MASS	5. INTAKE a. LONG TERM AVERAGE VALUE (1) CONCENTRATION	(2) MASS	b.NO. OF ANAL-YSES
a. Bromide (24959-67-9)		X	<0.200						1	mg/l				
b. Chlorine Total Residual		X												
c. Color	X		15						1	PCU				
d. Fecal Coliform		X												
e. Fluoride (16984-48-8)		X	0.247						1	mg/l				
f. Nitrate - Nitrite *(as N)*		X	0.04						1	mg/l				

 CONTINUE ON REVERSE

ITEM V-B CONTINUED FROM FRONT

Outfall 003

1. POLLUTANT AND CAS NO. (if available)	2. MARK 'X' a. BELIEVED PRESENT	2. MARK 'X' b. BELIEVED ABSENT	3. EFFLUENT a. MAXIMUM DAILY VALUE (1) CONCENTRATION	a. MAXIMUM DAILY VALUE (2) MASS	b. MAXIMUM 30 DAY VALUE (if available) (1) CONCENTRATION	b. MAXIMUM 30 DAY VALUE (if available) (2) MASS	c. LONG TERM AVRG. VALUE (if available) (1) CONCENTRATION	c. LONG TERM AVRG. VALUE (if available) (2) MASS	d. NO. OF ANALYSES	4. UNITS a. CONCENTRATION	4. UNITS b. MASS	5. INTAKE a. LONG TERM AVERAGE VALUE (1) CONCENTRATION	5. INTAKE a. LONG TERM AVERAGE VALUE (2) MASS	5. INTAKE b. NO. OF ANALYSES
g. Nitrogen, Total Organic (as N)	X		0.400						1	mg/l				
h. Oil and Grease	X		<5.00						1	mg/l				
i. Phosphorus (as P) Total (7723-14-0)	X		<0.050						1	mg/l				
j. Radioactivity														
(1) Alpha, Total	X		<5.00						1	pci/l				
(2) Beta, Total	X		2480						1	pci/l				
(3) Radium, Total		X	9.78						1	pci/l				
(4) Radium 226, Total		X	<1.00						1	pci/l				
k. Sulfate (as SO4) (14808-79-8)		X	17.2						1	mg/l				
k. Sulfide (as S)		X	<0.050						1	mg/l				
m. Sulfite (as SO3) (14265-45-3)		X	<2.00						1	mg/l				
n. Surfactants		X	<0.500						1	mg/l				
o. Aluminum, Total (7429-90-5)		X	16.4						1	µg/l				
p. Barium, Total (7440-39-3)		X	10						1	µg/l				
q. Boron, Total (7440-42-8)	X		5640						1	µg/l				
r. Cobalt, Total (7440-48-4)		X	<1.00						1	µg/l				
s. Iron, Total (7439-89-6)	X		63.8						1	µg/l				
t. Magnesium, Total (7439-95-4)	X		1550						1	µg/l				
u. Molybdenum, Total (7439-98-7)	X		99.3						1	µg/l				
v. Manganese, Total (7439-96-5)		X	28.6						1	µg/l				
w. Tin, Total (7440-31-5)		X	<5.00						1	µg/l				
x. Titanium, Total (7440-32-6)		X	<10.0						1	µg/l				

CONTINUE ON REVERSE

EPA I.D. NUMBER *(copy from Item 1 of Form 1)*	OUTFALL NUMBER
	003

CONTINUED FROM PAGE 3 OF FORM 2-C

PART C - If you are a primary industry and this outfall contains process wastewater, refer to Table 2c-2 in the instructions to determine which of the GC/MS fractions you must test for. Mark "X" in column 2-a for all such GC/MS fractions that apply to your industry and for ALL toxic metals, cyanides, and total phenols. If you are not required to mark column 2-a *(secondary industries, nonprocess wastewater outfalls, and nonrequired GC/MS fractions)* mark "X" in column 2-b for each pollutant you know or have reason to believe is present. Mark "X" in colun 2-c for each pollutant you believe is absent. If you mark column 2a for any pollutant, you must provide the results of at least one analysis for that pollutant. If you mark column 2b for any pollutant, you must provide the results of at least one analysis for that pollutant if you know or have reason to believe it will be discharged in concentrations of 10 ppb or greater. If you mark column 2b for acrolein, acrylonitrile, 2.4 dinitrophenol, or 2-methyl-4, 6 dinitrophenol, you must provide the results of at least one analysis for each of these pollutants which you know or have reason to believe that you discharge in concentrations of 100 ppb or greater. Otherwise, for pollutants for which you mark column 2b, you must either submit at least one analysis or briefly describe the reasons the pollutant is expected to be discharged. Note that there are 7 pages to this part, please review each carefully. Complete one table *(all 7 pages)* for each outfall. See instructions for additional details and requirements.

1. POLLUTANT AND CAS NUMBER *(if available)*	2. MARK 'X'			3. EFFLUENT							4. UNITS		5. INTAKE *(optional)*		
	a. TESTING REQUIRED	b. BELIEVED PRESENT	c. BELIEVED ABSENT	a. MAXIMUM DAILY VALUE		b. MAXIMUM 30 DAY AVRG. VALUE *(if available)*		c. LONG TERM AVRG. VALUE *(if available)*		d. NO. OF ANALYSES	a. CONCENTRATION	b. MASS	a. LONG TERM AVERAGE VALUE		b. NO. OF ANALYSES
				(1) CONCENTRATION	(2) MASS	(1) CONCENTRATION	(2) MASS	(1) CONCENTRATION	(2) MASS				(1) CONCENTRATION	(2) MASS	
METALS, CYANIDE, AND TOTAL PHENOLS															
1M. Antimony, Total (7440-36-0)	X			<2.00						1	µg/l				
2M. Arsenic, Total (7440-38-2)	X			<3.00						1	µg/l				
3M. Beryllium, Total (7440-41-7)	X			<0.200						1	µg/l				
4M. Cadmium, Total (7440-43-9)	X			1.36						1	µg/l				
5M. Chromium, Total (7440-47-3)	X			<3.00						1	µg/l				
6M. Copper, Total (7440-50-8)	X			697						1	µg/l				
7M. Lead, Total (7439-92-1)	X			15.6						1	µg/l				
8M. Mercury, Total (7439-97-6)	X			<0.200						1	µg/l				
9M. Nickel, Total (7440-02-0)	X			<2.00						1	µg/l				
10M. Selenium, Total (7782-49-2)	X			<5.00						1	µg/l				
11M. Silver, Total (7440-22-4)	X			<1.00						1	µg/l				
12M. Thallium, Total (7440-28-0)	X			<0.500						1	µg/l				
13M. Zinc, Total (7440-66-6)	X			193						1	µg/l				
14M. Cyanide, Total (57-12-5)	X			6.18						1	µg/l				
15M. Phenols, Total	X			<5.00						1	µg/l				
DIOXIN															
2,3,7,8-Tetrachlorodibenzo-P-Dioxin (1764-01-6)	X			DESCRIBE RESULTS None Detected											

CONTINUE ON REVERSE

CONTINUED FROM PAGE 3 OF FORM 2-C

Outfall 003

1. POLLUTANT AND CAS NUMBER (if available)	2. MARK 'X'			3. EFFLUENT							4. UNITS		5. INTAKE (optional)		
	a. TESTING REQUIRED	b. BELIEVED PRESENT	c. BELIEVED ABSENT	a. MAXIMUM DAILY VALUE		b. MAXIMUM 30 DAY VALUE (if available)		c. LONG TERM AVRG. VALUE (if available)		d. NO. OF ANALYSES	a. CONCENTRATION	b. MASS	a. LONG TERM AVERAGE VALUE		b. NO. OF ANALYSES
				(1) CONCENTRATION	(2) MASS	(1) CONCENTRATION	(2) MASS	(1) CONCENTRATION	(2) MASS				(1) CONCENTRATION	(2) MASS	
GC/MS FRACTION - VOLATILE COMPOUNDS															
1V. Acrolein (107-02-8)	X			<5.00						1	µg/l				
2V. Acrylonitrile (107-13-1)	X			<5.00						1	µg/l				
3V. Benzene (71-43-2)	X			<1.00						1	µg/l				
4V. Bis (Chloromethyl) Ether (542-88-1)	X			Could not be	analyzed	due to high	volatility								
5V. Bromoform (75-25-2)	X			<1.00						1	µg/l				
6V. Carbon Tetrachloride (56-23-5)	X			<1.00						1	µg/l				
7V. Chlorobenzene (108-90-7)	X			<1.00						1	µg/l				
8V. Chlorodibromomethane (124-48-1)	X			<1.00						1	µg/l				
9V. Chloroethane (75-00-3)	X			<1.00						1	µg/l				
10V. 2-Chloroethylvinyl Ether (110-75-8)	X			<5.00						1	µg/l				
11V. Chloroform (67-66-3)	X			<1.00						1	µg/l				
12V. Dichlorobromomethane (75-27-4)	X			<1.00						1	µg/l				
13V. Dichlorodifluoromethane (75-71-8)	X			<1.00						1	µg/l				
14V. 1,1-Dichloroethane (75-34-3)	X			<1.00						1	µg/l				
15V. 1,2-Dichloroethane (107-06-2)	X			<1.00						1	µg/l				
16V. 1,1-Dichloroethylene (75-35-4)	X			<1.00						1	µg/l				
17V. 1,2-Dichloropropane (78-87-5)	X			<1.00						1	µg/l				
18V. 1,3-Dichloropropylene (542-75-6)	X			<2.00						1	µg/l				
19V. Ethylbenzene (100-41-4)	X			<1.00						1	µg/l				
20V. Methyl Bromide (74-83-9)	X			<1.00						1	µg/l				
21V. Methyl Chloride (74-87-3)	X			<1.00						1	µg/l				

CONTINUE ON REVERSE

EPA I.D. NUMBER *(copy from Item 1 of Form 1)*	OUTFALL NUMBER
	003

CONTINUED FROM PAGE 3 OF FORM 2-C

1. POLLUTANT AND CAS NUMBER *(if available)*	2. MARK 'X'			3. EFFLUENT							4. UNITS		5. INTAKE *(optional)*		
	a. TESTING REQUIRED	b. BELIEVED PRESENT	c. BELIEVED ABSENT	a. MAXIMUM DAILY VALUE		b. MAXIMUM 30 DAY VALUE *(if available)*		c. LONG TERM AVRG. VALUE *(if available)*		d. NO. OF ANALYSES	a. CONCENTRATION	b. MASS	a. LONG TERM AVERAGE VALUE		b. NO. OF ANALYSES
				(1) CONCENTRATION	(2) MASS	(1) CONCENTRATION	(2) MASS	(1) CONCENTRATION	(2) MASS				(1) CONCENTRATION	(2) MASS	
GC/MS FRACTION - VOLATILE COMPOUNDS *(continued)*															
22V. Methylene Chloride (75-09-2)	X			<2.00						1	µg/l				
23V. 1,1,2,2-Tetrachloroethane (79-34-5)	X			<1.00						1	µg/l				
24V. Tetrachloroethylene (127-18-4)	X			<1.00						1	µg/l				
25V. Toluene (108-88-3)	X			<1.00						1	µg/l				
26V. 1,2-Trans-Dichloroethylene (156-60-5)	X			<1.00						1	µg/l				
27V. 1,1,1-Trichloroethane (71-55-6)	X			<1.00						1	µg/l				
28V. 1,1,2-Trichloroethane (79-00-5)	X			<1.00						1	µg/l				
29V. Trichloroethylene (79-01-6)	X			<1.00						1	µg/l				
30V. Trichlorofluoromethane (75-69-4)	X			<1.00						1	µg/l				
31V. Vinyl Chloride (75-01-4)	X			<1.00						1	µg/l				
GC/MS FRACTION - ACID COMPOUNDS															
1A. 2-Chlorophenol (95-57-8)	X			<9.80						1	µg/l				
2A. 2,4-Dichlorophenol (120-83-2)	X			<9.80						1	µg/l				
3A. 2,4-Dimethylphenol (105-67-9)	X			<9.80						1	µg/l				
4A. 4,6-Dinitro-O-Cresol (534-52-1)	X			<9.80						1	µg/l				
5A. 2,4-Dinitrophenol (51-28-5)	X			<19.6						1	µg/l				
6A. 2-Nitrophenol (88-75-5)	X			<9.80						1	µg/l				
7A. 4-Nitrophenol (100-02-7)	X			<9.80						1	µg/l				
8A. P-Chloro-M-Cresol (59-50-7)	X			<9.80						1	µg/l				
9A. Pentachlorophenol (87-86-5)	X			<9.80						1	µg/l				
10A. Phenol (108-95-2)	X			<9.80						1	µg/l				
11A. 2,4,6-Trichlorophenol (88-06-2)	X			<9.80						1	µg/l				

CONTINUE ON REVERSE

Outfall 003

1. POLLUTANT AND CAS NUMBER (if available)	2. MARK 'X'			3. EFFLUENT							4. UNITS		5. INTAKE (optional)		
	a. TESTING REQUIRED	b. BELIEVED PRESENT	c. BELIEVED ABSENT	a. MAXIMUM DAILY VALUE		b. MAXIMUM 30 DAY VALUE (if available)		c. LONG TERM AVRG. VALUE (if available)		d. NO. OF ANALYSES	a. CONCENTRATION	b. MASS	a. LONG TERM AVERAGE VALUE		b. NO. OF ANALYSES
				(1) CONCENTRATION	(2) MASS	(1) CONCENTRATION	(2) MASS	(1) CONCENTRATION	(2) MASS				(1) CONCENTRATION	(2) MASS	
GC/MS FRACTION - BASE/NEUTRAL COMPOUNDS															
1B. Acenaphthene (83-32-9)	X			<0.980						1	µg/l				
2B. Acenaphtylene (208-96-8)	X			<0.980						1	µg/l				
3B. Anthracene (120-12-7)	X			<0.980						1	µg/l				
4B. Benzidine (92-87-5)	X			<49.0						1	µg/l				
5B. Benzo *(a)* Anthracene (56-55-3)	X			<0.980						1	µg/l				
6B. Benzo *(a)* Pyrene (50-32-8)	X			<0.980						1	µg/l				
7B. 3,4-Benzo-fluoranthene (205-99-2)	X			<0.980						1	µg/l				
8B. Benzo *(ghi)* Perylene (191-24-2)	X			<0.980						1	µg/l				
9B. Benzo *(k)* Fluoranthene (207-08-9)	X			<0.980						1	µg/l				
10B. Bis *(2-Chloro-ethoxy)* Methane (111-91-1)	X			<9.80						1	µg/l				
11B. Bis *(2-Chloro-ethyl)* Ether (111-44-4)	X			<9.80						1	µg/l				
12B. Bis *(2-Chloroiso-propyl)* Ether (102-60-1)	X			<9.80						1	µg/l				
13B. Bis *(2-Ethyl-hexyl)* Phthalate (117-81-7)	X			61.3						1	µg/l				
14B. 4-Bromo-phenyl Phenyl Ether (101-55-3)	X			<9.80						1	µg/l				
15B. Butyl Benzyl Phthalate (85-68-7)	X			<9.80						1	µg/l				
16B. 2-Chloro-naphthalene (91-58-7)	X			<0.980						1	µg/l				
17B. 4-Chloro-phenyl Phenyl Ether (7005-72-3)	X			<9.80						1	µg/l				
18B. Chrysene (218-01-9)	X			<0.980						1	µg/l				
19B. Dibenzo (a, h) Anthracene (53-70-3)	X			<0.980						1	µg/l				
20B. 1,2-Dichloro-benzene (95-50-1)	X			<1.00						1	µg/l				
21B. 1,3-Dichloro-benzene (541-73-1)	X			<1.00						1	µg/l				

CONTINUE ON REVERSE

EPA I.D. NUMBER *(copy from Item 1 of Form 1)*	OUTFALL NUMBER
	003

CONTINUED FROM PAGE V-6

1. POLLUTANT AND CAS NUMBER *(if available)*	2. MARK 'X'			3. EFFLUENT							4. UNITS		5. INTAKE *(optional)*		
	a. TESTING REQUIRED	b. BELIEVED PRESENT	c. BELIEVED ABSENT	a. MAXIMUM DAILY VALUE		b. MAXIMUM 30 DAY VALUE *(if available)*		c. LONG TERM AVRG. VALUE *(if available)*		d. NO. OF ANALYSES	a. CONCENTRATION	b. MASS	a. LONG TERM AVERAGE VALUE		b. NO. OF ANALYSES
				(1) CONCENTRATION	(2) MASS	(1) CONCENTRATION	(2) MASS	(1) CONCENTRATION	(2) MASS				(1) CONCENTRATION	(2) MASS	
GC/MS FRACTION - BASE/NEUTRAL COMPOUNDS															
22B. 1,4-Dichlorobenzene (106-46-7)	X			<1.00						1	µg/l				
23B. 3,3-Dichlorobenzidine (91-94-1)	X			<9.80						1	µg/l				
24B. Diethyl Phthalate (84-66-2)	X			<9.80						1	µg/l				
25B. Dimethyl Phthalate (131-11-3)	X			<9.80						1	µg/l				
26B. Di-N-Butyl Phthalate (84-74-2)	X			<9.80						1	µg/l				
27B. 2,4-Dinitrotoluene (121-14-2)	X			<9.80						1	µg/l				
28B. 2,6-Dinitrotoluene (606-20-2)	X			<9.80						1	µg/l				
29B. Di-N-Octyl Phthalate (117-84-0)	X			<9.80						1	µg/l				
30B. 1,2-Diphenylhydraxine (*as Azobenzene*)(122-66-7)	X			<9.80						1	µg/l				
31B. Fluoranthene (206-44-0)	X			<0.980						1	µg/l				
32B. Fluorene (86-73-7)	X			<0.980						1	µg/l				
33B. Hexachlorobenzene (118-74-1)	X			<9.80						1	µg/l				
34B. Hexachlorobutadiene (87-68-3)	X			<9.80						1	µg/l				
35B. Hexachlorocyclopentadiene (77-47-4)	X			<9.80						1	µg/l				
36B. Hexachloroethane (67-72-1)	X			<9.80						1	µg/l				
37B. Indeno *(1,2,3-cd)* Pyrene (193-39-5)	X			<0.980						1	µg/l				
38B. Isophorone (78-59-1)	X			<9.80						1	µg/l				
39B. Naphthalene (91-20-3)	X			<0.980						1	µg/l				
40B. Nitrobenzene (98-95-3)	X			<9.80						1	µg/l				
41B. N-Nitrosodimethylamine (62-75-9)	X			<9.80						1	µg/l				
42B. N-Nitrosodi-N-Propylamine (621-64-7)	X			<9.80						1	µg/l				

CONTINUE ON REVERSE

CONTINUED FROM THE FRONT

Outfall 003

1. POLLUTANT AND CAS NUMBER (if available)	2. MARK 'X'			3. EFFLUENT							4. UNITS		5. INTAKE (optional)		
	a. TESTING REQUIRED	b. BELIEVED PRESENT	c. BELIEVED ABSENT	a. MAXIMUM DAILY VALUE		b. MAXIMUM 30 DAY VALUE (if available)		c. LONG TERM AVRG. VALUE (if available)		d. NO. OF ANALYSES	a. CONCENTRATION	b. MASS	a. LONG TERM AVERAGE VALUE		b. NO. OF ANALYSES
				(1) CONCENTRATION	(2) MASS	(1) CONCENTRATION	(2) MASS	(1) CONCENTRATION	(2) MASS				(1) CONCENTRATION	(2) MASS	
GC/MS FRACTION - BASE/NEUTRAL COMPOUNDS															
43B. N-Nitrosodiphenylamine (86-30-6)	X			<9.80						1	µg/l				
44B. Phenanthrene (85-01-8)	X			<0.980						1	µg/l				
45B. Pyrene (129-00-0)	X			<0.980						1	µg/l				
46B. 1,2,4-Trichlorobenzene (120-82-1)	X			<1.00						1	µg/l				
GC/MS FRACTION - PESTICIDES															
1P. Aldrin (309-00-2)			X												
2P. α-BHC (319-84-6)			X												
3P. β-BHC (319-85-7)			X												
4P. γ-BHC (58-89-9)			X												
5P. δ-BHC (319-86-8)			X												
6P. Chlordane (57-74-9)			X												
7P. 4,4'- DDT (50-29-3)			X												
8P. 4,4'- DDE (72-55-9)			X												
9P. 4,4'- DDD (72-54-8)			X												
10P. Dieldrin (60-57-1)			X												
11P. α-Endosulfan (115-29-7)			X												
12P. β-Endosulfan (115-29-7)			X												
13P. Endosulfan Sulfate (1031-07-8)			X												
14P. Endrin (72-20-8)			X												
15P. Endrin Aldehyde (7421-93-4)			X												
16P. Heptachlor (76-44-8)			X												

CONTINUE ON REVERSE

EPA I.D. NUMBER *(copy from Item 1 of Form 1)*	OUTFALL NUMBER
	003

CONTINUED FROM PAGE V-8

1. POLLUTANT AND CAS NUMBER *(if available)*	2. MARK 'X'			3. EFFLUENT							4. UNITS		5. INTAKE *(optional)*		
	a. TESTING REQUIRED	b. BELIEVED PRESENT	c. BELIEVED ABSENT	a. MAXIMUM DAILY VALUE		b. MAXIMUM 30 DAY VALUE *(if available)*		c. LONG TERM AVRG. VALUE *(if available)*		d. NO. OF ANALYSES	a. CONCENTRATION	b. MASS	a. LONG TERM AVERAGE VALUE		b. NO. OF ANALYSES
				(1) CONCENTRATION	(2) MASS	(1) CONCENTRATION	(2) MASS	(1) CONCENTRATION	(2) MASS				(1) CONCENTRATION	(2) MASS	
GC/MS FRACTION - PESTICIDES *(continued)*															
17P. Heptachlor Epoxide (1024-57-3)			X												
18P. PCB-1242 (53469-21-9)			X												
19P. PCB-1254 (11097-69-1)			X												
20P. PCB-1221 (11104-28-2)			X												
21P. PCB-1232 (11141-16-5)			X												
22P. PCB-1248 (12672-29-6)			X												
23P. PCB-1260 (11096-82-5)			X												
24P. PCB-1016 (12674-11-2)			X												
25P. Toxaphene (8001-35-2)			X												

PLEASE PRINT OR TYPE IN THE UNSHADED AREAS ONLY. You may report some or all of this information on separate sheets *(use the same format)* instead of completing these pages. SEE INSTRUCTIONS.

EPA I.D. NUMBER *(copy from Item I of Form 1)*

V. INTAKE AND EFFLUENT CHARACTERISTICS *(continued from page 3 of Form 2-C)*

OUTFALL NO. 004

PART A - You must provide the results of at least one analysis for every pollutant in this table. Complete one table for each outfall. See instructions for additional details.

1. POLLUTANT	EFFLUENT a. MAXIMUM DAILY VALUE (1) CONCENTRATION	a. MAXIMUM DAILY VALUE (2) MASS	b. MAXIMUM 30 DAY VALUE (if available) (1) CONCENTRATION	b. MAXIMUM 30 DAY VALUE (2) MASS	b. LONG TERM AVRG. VALUE (if available) (1) CONCENTRATION	b. LONG TERM AVRG. VALUE (2) MASS	d. NO. OF ANALYSES	3. UNITS *(specify if blank)* a. CONCENTRATION	b. MASS	4. INTAKE *(optional)* a. LONG TERM AVERAGE VALUE (1) CONCENTRATION	(2) MASS	d. NO. OF ANALYSES
a. Biochemical Oxygen Demand *(BOD)*	<2.00						1	mg/l				
b. Chemical Oxygen Demand *(COD)*	<20.00						1	mg/l				
c. Total Organic Carbon *(TOC)*	1.76						1	mg/l				
d. Total Suspended Solids *(TSS)*	0.6				0.3		3	mg/l				
e. Ammonia *(as N)*	0.48						1	mg/l				
f. Flow	VALUE 0.061245		VALUE		VALUE 0.021312		3	MGD		VALUE		
g. Temperature *(winter)*	VALUE 31.5		VALUE		VALUE		1	°C		VALUE		
h. Temperature *(summer)*	VALUE N/A		VALUE		VALUE			°C		VALUE		
i. pH	MINIMUM 9.61	MAXIMUM 9.61	MINIMUM	MAXIMUM			1	STANDARD UNITS				

PART B- Mark "X" in column 2-a for each pollutant you know or have reason to believe is present. Mark "X" in column 2-b for each pollutant you believe to be absent. If you mark column 2a for any pollutant which is limited either directly, or indirectly but expressly, in an effluent limitations guideline, you must provide the results of at least one analysis for that pollutant. For other pollutants for which you mark column 2a, you must provide quantitative data or an explanation of their presence in your discharge. Complete one table for each outfall. See the instructios for additional details and requirements.

1. POLLUTANT AND CAS NO. *(if available)*	2. MARK 'X' a. BELIEVED PRESENT	b. BELIEVED ABSENT	3. EFFLUENT a. MAXIMUM DAILY VALUE (1) CONCENTRATION	a. MAXIMUM DAILY VALUE (2) MASS	b. MAXIMUM 30 DAY VALUE *(if available)* (1) CONCENTRATION	b. MAXIMUM 30 DAY VALUE (2) MASS	c. LONG TERM AVRG. VALUE *(if available)* (1) CONCENTRATION	c. LONG TERM AVRG. VALUE (2) MASS	d.NO. OF ANAL-YSES	4. UNITS a. CONCEN-TRATION	b. MASS	5. INTAKE a. LONG TERM AVERAGE VALUE (1) CONCENTRATION	(2) MASS	b.NO. OF ANAL-YSES
a. Bromide (24959-67-9)		X	<0.200						1	mg/l				
b. Chlorine Total Residual		X												
c. Color	X		<5.00						1	PCU				
d. Fecal Coliform		X												
e. Fluoride (16984-48-8)		X	<0.100						1	mg/l				
f. Nitrate - Nitrite *(as N)*		X	<0.020						1	mg/l				

CONTINUE ON REVERSE

ITEM V-B CONTINUED FROM FRONT

Outfall 004

1. POLLUTANT AND CAS NO. (if available)	2. MARK 'X' a. BELIEVED PRESENT	2. MARK 'X' b. BELIEVED ABSENT	3. EFFLUENT a. MAXIMUM DAILY VALUE (1) CONCENTRATION	a. MAXIMUM DAILY VALUE (2) MASS	b. MAXIMUM 30 DAY VALUE (if available) (1) CONCENTRATION	b. MAXIMUM 30 DAY VALUE (if available) (2) MASS	c. LONG TERM AVRG. VALUE (if available) (1) CONCENTRATION	c. LONG TERM AVRG. VALUE (if available) (2) MASS	d. NO. OF ANAL-YSES	4. UNITS a. CONCEN-TRATION	4. UNITS b. MASS	5. INTAKE a. LONG TERM AVERAGE VALUE (1) CONCENTRATION	5. INTAKE a. LONG TERM AVERAGE VALUE (2) MASS	5. INTAKE b. NO. OF ANAL-YSES
g. Nitrogen, Total Organic (as N)	X		0.68						1	mg/l				
h. Oil and Grease	X		<5.00						1	mg/l				
i. Phosphorus (as P) Total (7723-14-0)		X	<0.050						1	mg/l				
j. Radioactivity														
(1) Alpha, Total		X	<5.00						1	pci/l				
(2) Beta, Total		X	8.32						1	pci/l				
(3) Radium, Total		X	<1.00						1	pci/l				
(4) Radium 226, Total		X	<1.00						1	pci/l				
k. Sulfate (as SO4) (14808-79-8)		X	<0.400						1	mg/l				
k. Sulfide (as S)		X	<0.05						1	mg/l				
m. Sulfite (as SO3) (14265-45-3)		X	<2.00						1	mg/l				
n. Surfactants		X	<0.500						1	mg/l				
o. Aluminum, Total (7429-90-5)		X	<15.0						1	µg/l				
p. Barium, Total (7440-39-3)		X	<2.000						1	µg/l				
q. Boron, Total (7440-42-8)		X	<15.0						1	µg/l				
r. Cobalt, Total (7440-48-4)		X	<1.00						1	µg/l				
s. Iron, Total (7439-89-6)		X	40.1						1	µg/l				
t. Magnesium, Total (7439-95-4)		X	<10.0						1	µg/l				
u. Molybdenum, Total (7439-98-7)		X	<0.500						1	µg/l				
v. Manganese, Total (7439-96-5)		X	<5.00						1	µg/l				
w. Tin, Total (7440-31-5)		X	<5.00						1	µg/l				
x. Titanium, Total (7440-32-6)		X	<10.0						1	µg/l				

CONTINUE ON REVERSE

EPA I.D. NUMBER *(copy from Item 1 of Form 1)*	OUTFALL NUMBER
	004

CONTINUED FROM PAGE 3 OF FORM 2-C

PART C - If you are a primary industry and this outfall contains process wastewater, refer to Table 2c-2 in the instructions to determine which of the GC/MS fractions you must test for. Mark "X" in column 2-a for all such GC/MS fractions that apply to your industry and for ALL toxic metals, cyanides, and total phenols. If you are not required to mark column 2-a *(secondary industries, nonprocess wastewater outfalls, and nonrequired GC/MS fractions)* mark "X" in column 2-b for each pollutant you know or have reason to believe is present. Mark "X" in colun 2-c for each pollutant you believe is absent. If you mark column 2a for any pollutant, you must provide the results of at least one analysis for that pollutant. If you mark column 2b for any pollutant, you must provide the results of at least one analysis for that pollutant if you know or have reason to believe it will be discharged in concentrations of 10 ppb or greater. If you mark column 2b for acrolein, acrylonitrile, 2,4 dinitrophenol, or 2-methyl-4, 6 dinitrophenol, you must provide the results of at least one analysis for each of these pollutants which you know or have reason to believe that you discharge in concentrations of 100 ppb or greater. Otherwise, for pollutants for which you mark column 2b, you must either submit at least one analysis or briefly describe the reasons the pollutant is expected to be discharged. Note that there are 7 pages to this part, please review each carefully. Complete one table *(all 7 pages)* for each outfall. See instructions for additional details and requirements.

1. POLLUTANT AND CAS NUMBER *(if available)*	2. MARK 'X'			3. EFFLUENT							4. UNITS		5. INTAKE *(optional)*		
	a. TESTING REQUIRED	b. BELIEVED PRESENT	c. BELIEVED ABSENT	a. MAXIMUM DAILY VALUE		b. MAXIMUM 30 DAY AVRG. VALUE *(if available)*		c. LONG TERM AVRG. VALUE *(if available)*		d. NO. OF ANALYSES	a. CONCENTRATION	b. MASS	a. LONG TERM AVERAGE VALUE		b. NO. OF ANALYSES
				(1) CONCENTRATION	(2) MASS	(1) CONCENTRATION	(2) MASS	(1) CONCENTRATION	(2) MASS				(1) CONCENTRATION	(2) MASS	
METALS, CYANIDE, AND TOTAL PHENOLS															
1M. Antimony, Total (7440-36-0)	X			<2.00						1	µg/l				
2M. Arsenic, Total (7440-38-2)	X			<3.00						1	µg/l				
3M. Beryllium, Total (7440-41-7)	X			<0.200						1	µg/l				
4M. Cadmium, Total (7440-43-9)	X			<0.100						1	µg/l				
5M. Chromium, Total (7440-47-3)	X			<3.00						1	µg/l				
6M. Copper, Total (7440-50-8)	X			36.8						1	µg/l				
7M. Lead, Total (7439-92-1)	X			<2.00						1	µg/l				
8M. Mercury, Total (7439-97-6)	X			<0.200						1	µg/l				
9M. Nickel, Total (7440-02-0)	X			<2.00						1	µg/l				
10M. Selenium, Total (7782-49-2)	X			<5.00						1	µg/l				
11M. Silver, Total (7440-22-4)	X			<1.00						1	µg/l				
12M. Thallium, Total (7440-28-0)	X			<0.500						1	µg/l				
13M. Zinc, Total (7440-66-6)	X			<10.0						1	µg/l				
14M. Cyanide, Total (57-12-5)	X			6.36						1	µg/l				
15M. Phenols, Total	X			<5.00						1	µg/l				
DIOXIN															
2,3,7,8-Tetrachlorodibenzo-P-Dioxin (1764-01-6)	X			DESCRIBE RESULTS None Detected											

CONTINUE ON REVERSE

CONTINUED FROM PAGE 3 OF FORM 2-C

Outfall 004

1. POLLUTANT AND CAS NUMBER (if available)	2. MARK 'X'			3. EFFLUENT							4. UNITS		5. INTAKE (optional)		
	a. TESTING REQUIRED	b. BELIEVED PRESENT	c. BELIEVED ABSENT	a. MAXIMUM DAILY VALUE		b. MAXIMUM 30 DAY VALUE (if available)		c. LONG TERM AVRG. VALUE (if available)		d NO. OF ANALYSES	a. CONCENTRATION	b. MASS	a. LONG TERM AVERAGE VALUE		b NO. OF ANALYSES
				(1) CONCENTRATION	(2) MASS	(1) CONCENTRATION	(2) MASS	(1) CONCENTRATION	(2) MASS				(1) CONCENTRATION	(2) MASS	
GC/MS FRACTION - VOLATILE COMPOUNDS															
1V. Acrolein (107-02-8)	X			<5.00						1	µg/l				
2V. Acrylonitrile (107-13-1)	X			<5.00						1	µg/l				
3V. Benzene (71-43-2)	X			<1.00						1	µg/l				
4V. Bis (Chloromethyl) Ether (542-88-1)	X			Could not be	analyzed	due to high	volatility								
5V. Bromoform (75-25-2)	X			<1.00						1	µg/l				
6V. Carbon Tetrachloride (56-23-5)	X			<1.00						1	µg/l				
7V. Chlorobenzene (108-90-7)	X			<1.00						1	µg/l				
8V. Chlorodibromomethane (124-48-1)	X			<1.00						1	µg/l				
9V. Chloroethane (75-00-3)	X			<1.00						1	µg/l				
10V. 2-Chloroethylvinyl Ether (110-75-8)	X			<5.00						1	µg/l				
11V. Chloroform (67-66-3)	X			<1.00						1	µg/l				
12V. Dichlorobromomethane (75-27-4)	X			<1.00						1	µg/l				
13V. Dichlorodifluoromethane (75-71-8)	X			<1.00						1	µg/l				
14V. 1,1-Dichloroethane (75-34-3)	X			<1.00						1	µg/l				
15V. 1,2-Dichloroethane (107-06-2)	X			<1.00						1	µg/l				
16V. 1,1-Dichloroethylene (75-35-4)	X			<1.00						1	µg/l				
17V. 1,2-Dichloropropane (78-87-5)	X			<1.00						1	µg/l				
18V. 1,3-Dichloropropylene (542-75-6)	X			<2.00						1	µg/l				
19V. Ethylbenzene (100-41-4)	X			<1.00						1	µg/l				
20V. Methyl Bromide (74-83-9)	X			<1.00						1	µg/l				
21V. Methyl Chloride (74-87-3)	X			<1.00						1	µg/l				

CONTINUE ON REVERSE

EPA I.D. NUMBER *(copy from Item 1 of Form 1)*	OUTFALL NUMBER
	004

CONTINUED FROM PAGE 3 OF FORM 2-C

1. POLLUTANT AND CAS NUMBER *(if available)*	2. MARK 'X'			3. EFFLUENT							4. UNITS		5. INTAKE *(optional)*		
	a. TESTING REQUIRED	b. BELIEVED PRESENT	c. BELIEVED ABSENT	a. MAXIMUM DAILY VALUE		b. MAXIMUM 30 DAY VALUE *(if available)*		c. LONG TERM AVRG. VALUE *(if available)*		d. NO. OF ANALYSES	a. CONCENTRATION	b. MASS	a. LONG TERM AVERAGE VALUE		b. NO. OF ANALYSES
				(1) CONCENTRATION	(2) MASS	(1) CONCENTRATION	(2) MASS	(1) CONCENTRATION	(2) MASS				(1) CONCENTRATION	(2) MASS	
GC/MS FRACTION - VOLATILE COMPOUNDS *(continued)*															
22V. Methylene Chloride (75-09-2)	X			<2.00						1	µg/l				
23V. 1,1,2,2-Tetrachloroethane (79-34-5)	X			<1.00						1	µg/l				
24V. Tetrachloroethylene (127-18-4)	X			<1.00						1	µg/l				
25V. Toluene (108-88-3)	X			<1.00						1	µg/l				
26V. 1,2-Trans-Dichloroethylene (156-60-5)	X			<1.00						1	µg/l				
27V. 1,1,1-Trichloroethane (71-55-6)	X			<1.00						1	µg/l				
28V. 1,1,2-Trichloroethane (79-00-5)	X			<1.00						1	µg/l				
29V. Trichloroethylene (79-01-6)	X			<1.00						1	µg/l				
30V. Trichlorofluoromethane (75-69-4)	X			<1.00						1	µg/l				
31V. Vinyl Chloride (75-01-4)	X			<1.00						1	µg/l				
GC/MS FRACTION - ACID COMPOUNDS															
1A. 2-Chlorophenol (95-57-8)	X			<9.80						1	µg/l				
2A. 2,4-Dichlorophenol (120-83-2)	X			<9.80						1	µg/l				
3A. 2,4-Dimethylphenol (105-67-9)	X			<9.80						1	µg/l				
4A. 4,6-Dinitro-O-Cresol (534-52-1)	X			<9.80						1	µg/l				
5A. 2,4-Dinitrophenol (51-28-5)	X			<19.6						1	µg/l				
6A. 2-Nitrophenol (88-75-5)	X			<9.80						1	µg/l				
7A. 4-Nitrophenol (100-02-7)	X			<9.80						1	µg/l				
8A. P-Chloro-M-Cresol (59-50-7)	X			<9.80						1	µg/l				
9A. Pentachlorophenol (87-86-5)	X			<9.80						1	µg/l				
10A. Phenol (108-95-2)	X			<9.80						1	µg/l				
11A. 2,4,6-Trichlorophenol (88-06-2)	X			<9.80						1	µg/l				

CONTINUE ON REVERSE

CONTINUED FROM THE FRONT

Outfall 004

1. POLLUTANT AND CAS NUMBER (if available)	2. MARK 'X'			3. EFFLUENT							4. UNITS		5. INTAKE (optional)		
	a. TESTING REQUIRED	b. BELIEVED PRESENT	c. BELIEVED ABSENT	a. MAXIMUM DAILY VALUE		b. MAXIMUM 30 DAY VALUE (if available)		c. LONG TERM AVRG. VALUE (if available)		d. NO. OF ANALYSES	a. CONCENTRATION	b. MASS	a. LONG TERM AVERAGE VALUE		b. NO. OF ANALYSES
				(1) CONCENTRATION	(2) MASS	(1) CONCENTRATION	(2) MASS	(1) CONCENTRATION	(2) MASS				(1) CONCENTRATION	(2) MASS	
GC/MS FRACTION - BASE/NEUTRAL COMPOUNDS															
1B. Acenaphthene (83-32-9)	X			<0.980						1	µg/l				
2B. Acenaphtylene (208-96-8)	X			<0.980						1	µg/l				
3B. Anthracene (120-12-7)	X			<0.980						1	µg/l				
4B. Benzidine (92-87-5)	X			<49.0						1	µg/l				
5B. Benzo *(a)* Anthracene (56-55-3)	X			<0.980						1	µg/l				
6B. Benzo *(a)* Pyrene (50-32-8)	X			<0.980						1	µg/l				
7B. 3,4-Benzo-fluoranthene (205-99-2)	X			<0.980						1	µg/l				
8B. Benzo *(ghi)* Perylene (191-24-2)	X			<0.980						1	µg/l				
9B. Benzo *(k)* Fluoranthene (207-08-9)	X			<0.980						1	µg/l				
10B. Bis *(2-Chloro-ethoxy)* Methane (111-91-1)	X			<9.80						1	µg/l				
11B. Bis *(2-Chloro-ethyl)* Ether (111-44-4)	X			<9.80						1	µg/l				
12B. Bis *(2-Chloroiso-propyl)* Ether (102-60-1)	X			<9.80						1	µg/l				
13B. Bis *(2-Ethyl-hexyl)* Phthalate (117-81-7)	X			<9.80						1	µg/l				
14B. 4-Bromo-phenyl Phenyl Ether (101-55-3)	X			<9.80						1	µg/l				
15B. Butyl Benzyl Phthalate (85-68-7)	X			<9.80						1	µg/l				
16B. 2-Chloro-naphthalene (91-58-7)	X			<0.980						1	µg/l				
17B. 4-Chloro-phenyl Phenyl Ether (7005-72-3)	X			<9.80						1	µg/l				
18B. Chrysene (218-01-9)	X			<0.980						1	µg/l				
19B. Dibenzo (a, h) Anthracene (53-70-3)	X			<0.980						1	µg/l				
20B. 1,2-Dichloro-benzene (95-50-1)	X			<1.00						1	µg/l				
21B. 1,3-Dichloro-benzene (541-73-1)	X			<1.00						1	µg/l				

CONTINUE ON REVERSE

EPA I.D. NUMBER *(copy from Item 1 of Form 1)*	OUTFALL NUMBER
	004

CONTINUED FROM PAGE V-6

1. POLLUTANT AND CAS NUMBER *(if available)*	2. MARK 'X'			3. EFFLUENT							4. UNITS		5. INTAKE *(optional)*		
	a. TESTING REQUIRED	b. BELIEVED PRESENT	c. BELIEVED ABSENT	a. MAXIMUM DAILY VALUE		b. MAXIMUM 30 DAY VALUE *(if available)*		c. LONG TERM AVRG. VALUE *(if available)*		d. NO. OF ANALYSES	a. CONCENTRATION	b. MASS	a. LONG TERM AVERAGE VALUE		b. NO. OF ANALYSES
				(1) CONCENTRATION	(2) MASS	(1) CONCENTRATION	(2) MASS	(1) CONCENTRATION	(2) MASS				(1) CONCENTRATION	(2) MASS	
GC/MS FRACTION - BASE/NEUTRAL COMPOUNDS															
22B. 1,4-Dichlorobenzene (106-46-7)	X			<1.00						1	µg/l				
23B. 3,3-Dichlorobenzidine (91-94-1)	X			<9.80						1	µg/l				
24B. Diethyl Phthalate (84-66-2)	X			<9.80						1	µg/l				
25B. Dimethyl Phthalate (131-11-3)	X			<9.80						1	µg/l				
26B. Di-N-Butyl Phthalate (84-74-2)	X			<9.80						1	µg/l				
27B. 2,4-Dinitrotoluene (121-14-2)	X			<9.80						1	µg/l				
28B. 2,6-Dinitrotoluene (606-20-2)	X			<9.80						1	µg/l				
29B. Di-N-Octyl Phthalate (117-84-0)	X			<9.80						1	µg/l				
30B. 1,2-Diphenylhydraxine (*as Azobenzene*)(122-66-7)	X			<9.80						1	µg/l				
31B. Fluoranthene (206-44-0)	X			<0.980						1	µg/l				
32B. Fluorene (86-73-7)	X			<0.980						1	µg/l				
33B. Hexachlorobenzene (118-74-1)	X			<9.80						1	µg/l				
34B. Hexachlorobutadiene (87-68-3)	X			<9.80						1	µg/l				
35B. Hexachlorocyclopentadiene (77-47-4)	X			<9.80						1	µg/l				
36B. Hexachloroethane (67-72-1)	X			<9.80						1	µg/l				
37B. Indeno *(1,2,3-cd)* Pyrene (193-39-5)	X			<0.980						1	µg/l				
38B. Isophorone (78-59-1)	X			<9.80						1	µg/l				
39B. Naphthalene (91-20-3)	X			<0.980						1	µg/l				
40B. Nitrobenzene (98-95-3)	X			<9.80						1	µg/l				
41B. N-Nitrosodimethylamine (62-75-9)	X			<9.80						1	µg/l				
42B. N-Nitrosodi-N-Propylamine (621-64-7)	X			<9.80						1	µg/l				

CONTINUE ON REVERSE

CONTINUED FROM THE FRONT

Outfall 004

1. POLLUTANT AND CAS NUMBER (if available)	2. MARK 'X'			3. EFFLUENT							4. UNITS		5. INTAKE (optional)		
	a. TESTING REQUIRED	b. BELIEVED PRESENT	c. BELIEVED ABSENT	a. MAXIMUM DAILY VALUE		b. MAXIMUM 30 DAY VALUE (if available)		c. LONG TERM AVRG. VALUE (if available)		d. NO. OF ANALYSES	a. CONCENTRATION	b. MASS	a. LONG TERM AVERAGE VALUE		b. NO. OF ANALYSES
				(1) CONCENTRATION	(2) MASS	(1) CONCENTRATION	(2) MASS	(1) CONCENTRATION	(2) MASS				(1) CONCENTRATION	(2) MASS	
GC/MS FRACTION - BASE/NEUTRAL COMPOUNDS															
43B. N-Nitrosodiphenylamine (86-30-6)	X			<9.80						1	µg/l				
44B. Phenanthrene (85-01-8)	X			<0.980						1	µg/l				
45B. Pyrene (129-00-0)	X			<0.980						1	µg/l				
46B. 1,2,4-Trichlorobenzene (120-82-1)	X			<1.00						1	µg/l				
GC/MS FRACTION - PESTICIDES															
1P. Aldrin (309-00-2)			X												
2P. α-BHC (319-84-6)			X												
3P. β-BHC (319-85-7)			X												
4P. γ-BHC (58-89-9)			X												
5P. δ-BHC (319-86-8)			X												
6P. Chlordane (57-74-9)			X												
7P. 4,4'- DDT (50-29-3)			X												
8P. 4,4'- DDE (72-55-9)			X												
9P. 4,4'- DDD (72-54-8)			X												
10P. Dieldrin (60-57-1)			X												
11P. α-Endosulfan (115-29-7)			X												
12P. β-Endosulfan (115-29-7)			X												
13P. Endosulfan Sulfate (1031-07-8)			X												
14P. Endrin (72-20-8)			X												
15P. Endrin Aldehyde (7421-93-4)			X												
16P. Heptachlor (76-44-8)			X												

CONTINUE ON REVERSE

EPA I.D. NUMBER *(copy from Item 1 of Form 1)*	OUTFALL NUMBER
	004

CONTINUED FROM PAGE V-8

1. POLLUTANT AND CAS NUMBER *(if available)*	2. MARK 'X'			3. EFFLUENT							4. UNITS		5. INTAKE *(optional)*		
	a. TESTING REQUIRED	b. BELIEVED PRESENT	c. BELIEVED ABSENT	a. MAXIMUM DAILY VALUE		b. MAXIMUM 30 DAY VALUE *(if available)*		c. LONG TERM AVRG. VALUE *(if available)*		d. NO. OF ANALYSES	a. CONCENTRATION	b. MASS	a. LONG TERM AVERAGE VALUE		b. NO. OF ANALYSES
				(1) CONCENTRATION	(2) MASS	(1) CONCENTRATION	(2) MASS	(1) CONCENTRATION	(2) MASS				(1) CONCENTRATION	(2) MASS	
GC/MS FRACTION - PESTICIDES *(continued)*															
17P. Heptachlor Epoxide (1024-57-3)			X												
18P. PCB-1242 (53469-21-9)			X												
19P. PCB-1254 (11097-69-1)			X												
20P. PCB-1221 (11104-28-2)			X												
21P. PCB-1232 (11141-16-5)			X												
22P. PCB-1248 (12672-29-6)			X												
23P. PCB-1260 (11096-82-5)			X												
24P. PCB-1016 (12674-11-2)			X												
25P. Toxaphene (8001-35-2)			X												

PLEASE PRINT OR TYPE IN THE UNSHADED AREAS ONLY. You may report some or all of this information on separate sheets *(use the same format)* instead of completing these pages. SEE INSTRUCTIONS.

EPA I.D. NUMBER *(copy from Item I of Form 1)*

V. INTAKE AND EFFLUENT CHARACTERISTICS *(continued from page 3 of Form 2-C)*

OUTFALL NO. 06A

PART A - You must provide the results of at least one analysis for every pollutant in this table. Complete one table for each outfall. See instructions for additional details.

1. POLLUTANT	EFFLUENT a. MAXIMUM DAILY VALUE (1) CONCENTRATION	a. MAXIMUM DAILY VALUE (2) MASS	b. MAXIMUM 30 DAY VALUE (if available) (1) CONCENTRATION	b. MAXIMUM 30 DAY VALUE (if available) (2) MASS	b. LONG TERM AVRG. VALUE (if available) (1) CONCENTRATION	b. LONG TERM AVRG. VALUE (if available) (2) MASS	d. NO. OF ANALYSES	3. UNITS (specify if blank) a. CONCENTRATION	b. MASS	4. INTAKE (optional) a. LONG TERM AVERAGE VALUE (1) CONCENTRATION	a. LONG TERM AVERAGE VALUE (2) MASS	d. NO. OF ANALYSES
a. Biochemical Oxygen Demand *(BOD)*	<4.00						1	mg/l				
b. Chemical Oxygen Demand *(COD)*	<20.0						1	mg/l				
c. Total Organic Carbon *(TOC)*	2.18						1	mg/l				
d. Total Suspended Solids *(TSS)*	5.7				1.3		12	mg/l				
e. Ammonia *(as N)*	<0.050						1	mg/l				
f. Flow	VALUE 0.289000		VALUE		VALUE 0.056221		67	MGD		VALUE		
g. Temperature *(winter)*	VALUE 16.4		VALUE		VALUE		1	°C		VALUE		
h. Temperature *(summer)*	VALUE		VALUE		VALUE			°C		VALUE		
i. pH	MINIMUM 9.35	MAXIMUM 9.35	MINIMUM	MAXIMUM			1	STANDARD UNITS				

PART B- Mark "X" in column 2-a for each pollutant you know or have reason to believe is present. Mark "X" in column 2-b for each pollutant you believe to be absent. If you mark column 2a for any pollutant which is limited either directly, or indirectly but expressly, in an effluent limitations guideline, you must provide the results of at least one analysis for that pollutant. For other pollutants for which you mark column 2a, you must provide quantitative data or an explanation of their presence in your discharge. Complete one table for each outfall. See the instructios for additional details and requirements.

1. POLLUTANT AND CAS NO. *(if available)*	2. MARK 'X' a. BELIEVED PRESENT	b. BELIEVED ABSENT	3. EFFLUENT a. MAXIMUM DAILY VALUE (1) CONCENTRATION	a. MAXIMUM DAILY VALUE (2) MASS	b. MAXIMUM 30 DAY VALUE *(if available)* (1) CONCENTRATION	b. MAXIMUM 30 DAY VALUE *(if available)* (2) MASS	c. LONG TERM AVRG. VALUE *(if available)* (1) CONCENTRATION	c. LONG TERM AVRG. VALUE *(if available)* (2) MASS	d.NO. OF ANALYSES	4. UNITS a. CONCENTRATION	b. MASS	5. INTAKE a. LONG TERM AVERAGE VALUE (1) CONCENTRATION	a. LONG TERM AVERAGE VALUE (2) MASS	b.NO. OF ANALYSES
a. Bromide (24959-67-9)		X	<0.200						1	mg/l				
b. Chlorine Total Residual		X												
c. Color	X		15.0						1	PCU				
d. Fecal Coliform		X												
e. Fluoride (16984-48-8)	X		0.217						1	mg/l				
f. Nitrate - Nitrite *(as N)*	X		0.11						1	mg/l				

CONTINUE ON REVERSE

ITEM V-B CONTINUED FROM FRONT

Outfall 06A

1. POLLUTANT AND CAS NO. (if available)	2. MARK 'X' a. BELIEVED PRESENT	2. MARK 'X' b. BELIEVED ABSENT	3. EFFLUENT a. MAXIMUM DAILY VALUE (1) CONCENTRATION	3. EFFLUENT a. MAXIMUM DAILY VALUE (2) MASS	3. EFFLUENT b. MAXIMUM 30 DAY VALUE (if available) (1) CONCENTRATION	3. EFFLUENT b. MAXIMUM 30 DAY VALUE (if available) (2) MASS	3. EFFLUENT c. LONG TERM AVRG. VALUE (if available) (1) CONCENTRATION	3. EFFLUENT c. LONG TERM AVRG. VALUE (if available) (2) MASS	3. EFFLUENT d. NO. OF ANAL-YSES	4. UNITS a. CONCEN-TRATION	4. UNITS b. MASS	5. INTAKE a. LONG TERM AVERAGE VALUE (1) CONCENTRATION	5. INTAKE a. LONG TERM AVERAGE VALUE (2) MASS	5. INTAKE b. NO. OF ANAL-YSES
g. Nitrogen, Total Organic *(as N)*	X		0.12						1	mg/l				
h. Oil and Grease	X		<5.0						1	mg/l				
I. Phosphorus *(as P)* Total (7723-14-0)		X	<0.050						1	mg/l				
j. Radioactivity														
(1) Alpha, Total		X	<5.00						1	pci/l				
(2) Beta, Total	X		<5.00						1	pci/l				
(3) Radium, Total		X	<1.00						1	pci/l				
(4) Radium 226, Total		X	<1.00						1	pci/l				
k. Sulfate *(as SO4)* (14808-79-8)	X		9.25						1	mg/l				
k. Sulfide *(as S)*		X	<0.050						1	mg/l				
m. Sulfite *(as SO3)* (14265-45-3)		X	2.00						1	mg/l				
n. Surfactants		X	<0.500						1	mg/l				
o. Aluminum, Total (7429-90-5)		X	183						1	µg/l				
p. Barium, Total (7440-39-3)	X		8.68						1	µg/l				
q. Boron, Total (7440-42-8)		X	46.4						1	µg/l				
r. Cobalt, Total (7440-48-4)		X	<1.00						1	µg/l				
s. Iron, Total (7439-89-6)		X	158						1	µg/l				
t. Magnesium, Total (7439-95-4)	X		1980						1	µg/l				
u. Molybdenum, Total (7439-98-7)		X	0.94						1	µg/l				
v. Manganese, Total (7439-96-5)		X	<5.00						1	µg/l				
w. Tin, Total (7440-31-5)		X	<5.0						1	µg/l				
x. Titanium, Total (7440-32-6)		X	<10.0						1	µg/l				

CONTINUE ON REVERSE

EPA I.D. NUMBER *(copy from Item 1 of Form 1)*	OUTFALL NUMBER
	06A

CONTINUED FROM PAGE 3 OF FORM 2-C

PART C - If you are a primary industry and this outfall contains process wastewater, refer to Table 2c-2 in the instructions to determine which of the GC/MS fractions you must test for. Mark "X" in column 2-a for all such GC/MS fractions that apply to your industry and for ALL toxic metals, cyanides, and total phenols. If you are not required to mark column 2-a *(secondary industries, nonprocess wastewater outfalls, and nonrequired GC/MS fractions)* mark "X" in column 2-b for each pollutant you know or have reason to believe is present. Mark "X" in colun 2-c for each pollutant you believe is absent. If you mark column 2a for any pollutant, you must provide the results of at least one analysis for that pollutant. If you mark column 2b for any pollutant, you must provide the results of at least one analysis for that pollutant if you know or have reason to believe it will be discharged in concentrations of 10 ppb or greater. If you mark column 2b for acrolein, acrylonitrile, 2,4 dinitrophenol, or 2-methyl-4, 6 dinitrophenol, you must provide the results of at least one analysis for each of these pollutants which you know or have reason to believe that you discharge in concentrations of 100 ppb or greater. Otherwise, for pollutants for which you mark column 2b, you must either submit at least one analysis or briefly describe the reasons the pollutant is expected to be discharged. Note that there are 7 pages to this part, please review each carefully. Complete one table *(all 7 pages)* for each outfall. See instructions for additional details and requirements.

1. POLLUTANT AND CAS NUMBER *(if available)*	2. MARK 'X'			3. EFFLUENT							4. UNITS		5. INTAKE *(optional)*		
	a. TESTING REQUIRED	b. BELIEVED PRESENT	c. BELIEVED ABSENT	a. MAXIMUM DAILY VALUE		b. MAXIMUM 30 DAY AVRG. VALUE *(if available)*		c. LONG TERM AVRG. VALUE *(if available)*		d. NO. OF ANALYSES	a. CONCENTRATION	b. MASS	a. LONG TERM AVERAGE VALUE		b. NO. OF ANALYSES
				(1) CONCENTRATION	(2) MASS	(1) CONCENTRATION	(2) MASS	(1) CONCENTRATION	(2) MASS				(1) CONCENTRATION	(2) MASS	
METALS, CYANIDE, AND TOTAL PHENOLS															
1M. Antimony, Total (7440-36-0)	X			<2.00						1	µg/l				
2M. Arsenic, Total (7440-38-2)	X			<3.00						1	µg/l				
3M. Beryllium, Total (7440-41-7)	X			<0.200						1	µg/l				
4M. Cadmium, Total (7440-43-9)	X			<0.100						1	µg/l				
5M. Chromium, Total (7440-47-3)	X			<3.00						1	µg/l				
6M. Copper, Total (7440-50-8)	X			1.65						1	µg/l				
7M. Lead, Total (7439-92-1)	X			<2.00						1	µg/l				
8M. Mercury, Total (7439-97-6)	X			<0.200						1	µg/l				
9M. Nickel, Total (7440-02-0)	X			<2.00						1	µg/l				
10M. Selenium, Total (7782-49-2)	X			<5.00						1	µg/l				
11M. Silver, Total (7440-22-4)	X			<1.00						1	µg/l				
12M. Thallium, Total (7440-28-0)	X			<0.500						1	µg/l				
13M. Zinc, Total (7440-66-6)	X			<10.0						1	µg/l				
14M. Cyanide, Total (57-12-5)	X			<5.00						1	µg/l				
15M. Phenols, Total	X			8.23						1	µg/l				
DIOXIN															
2,3,7,8-Tetrachlorodibenzo-P-Dioxin (1764-01-6)	X			DESCRIBE RESULTS None Detected											

CONTINUE ON REVERSE

CONTINUED FROM PAGE 3 OF FORM 2-C

Outfall 06A

1. POLLUTANT AND CAS NUMBER (if available)	2. MARK 'X'			3. EFFLUENT							4. UNITS		5. INTAKE (optional)		
	a. TESTING REQUIRED	b. BELIEVED PRESENT	c. BELIEVED ABSENT	a. MAXIMUM DAILY VALUE		b. MAXIMUM 30 DAY VALUE (if available)		c. LONG TERM AVRG. VALUE (if available)		d. NO. OF ANALYSES	a. CONCENTRATION	b. MASS	a. LONG TERM AVERAGE VALUE		b. NO. OF ANALYSES
				(1) CONCENTRATION	(2) MASS	(1) CONCENTRATION	(2) MASS	(1) CONCENTRATION	(2) MASS				(1) CONCENTRATION	(2) MASS	
GC/MS FRACTION - VOLATILE COMPOUNDS															
1V. Acrolein (107-02-8)	X			<5.00						1	µg/l				
2V. Acrylonitrile (107-13-1)	X			<5.00						1	µg/l				
3V. Benzene (71-43-2)	X			<1.00						1	µg/l				
4V. Bis (Chloromethyl) Ether (542-88-1)	X			Could not be	analyzed	due to high	volatility								
5V. Bromoform (75-25-2)	X			<1.00						1	µg/l				
6V. Carbon Tetrachloride (56-23-5)	X			<1.00						1	µg/l				
7V. Chlorobenzene (108-90-7)	X			<1.00						1	µg/l				
8V. Chlorodibromomethane (124-48-1)	X			<1.00						1	µg/l				
9V. Chloroethane (75-00-3)	X			<1.00						1	µg/l				
10V. 2-Chloroethylvinyl Ether (110-75-8)	X			<5.00						1	µg/l				
11V. Chloroform (67-66-3)	X			<1.00						1	µg/l				
12V. Dichlorobromomethane (75-27-4)	X			<1.00						1	µg/l				
13V. Dichlorodifluoromethane (75-71-8)	X			<1.00						1	µg/l				
14V. 1,1-Dichloroethane (75-34-3)	X			<1.00						1	µg/l				
15V. 1,2-Dichloroethane (107-06-2)	X			<1.00						1	µg/l				
16V. 1,1-Dichloroethylene (75-35-4)	X			<1.00						1	µg/l				
17V. 1,2-Dichloropropane (78-87-5)	X			<1.00						1	µg/l				
18V. 1,3-Dichloropropylene (542-75-6)	X			<2.00						1	µg/l				
19V. Ethylbenzene (100-41-4)	X			<1.00						1	µg/l				
20V. Methyl Bromide (74-83-9)	X			<1.00						1	µg/l				
21V. Methyl Chloride (74-87-3)	X			<1.00						1	µg/l				

CONTINUE ON REVERSE

EPA I.D. NUMBER *(copy from Item 1 of Form 1)*	OUTFALL NUMBER
	06A

CONTINUED FROM PAGE 3 OF FORM 2-C

1. POLLUTANT AND CAS NUMBER *(if available)*	2. MARK 'X'			3. EFFLUENT							4. UNITS		5. INTAKE *(optional)*		
	a. TESTING REQUIRED	b. BELIEVED PRESENT	c. BELIEVED ABSENT	a. MAXIMUM DAILY VALUE		b. MAXIMUM 30 DAY VALUE *(if available)*		c. LONG TERM AVRG. VALUE *(if available)*		d. NO. OF ANALYSES	a. CONCENTRATION	b. MASS	a. LONG TERM AVERAGE VALUE		b. NO. OF ANALYSES
				(1) CONCENTRATION	(2) MASS	(1) CONCENTRATION	(2) MASS	(1) CONCENTRATION	(2) MASS				(1) CONCENTRATION	(2) MASS	
GC/MS FRACTION - VOLATILE COMPOUNDS *(continued)*															
22V. Methylene Chloride (75-09-2)	X			<2.00						1	µg/l				
23V. 1,1,2,2-Tetrachloroethane (79-34-5)	X			<1.00						1	µg/l				
24V. Tetrachloroethylene (127-18-4)	X			<1.00						1	µg/l				
25V. Toluene (108-88-3)	X			<1.00						1	µg/l				
26V. 1,2-Trans-Dichloroethylene (156-60-5)	X			<1.00						1	µg/l				
27V. 1,1,1-Trichloroethane (71-55-6)	X			<1.00						1	µg/l				
28V. 1,1,2-Trichloroethane (79-00-5)	X			<1.00						1	µg/l				
29V. Trichloro-ethylene (79-01-6)	X			<1.00						1	µg/l				
30V. Trichlorofluoromethane (75-69-4)	X			<1.00						1	µg/l				
31V. Vinyl Chloride (75-01-4)	X			<1.00						1	µg/l				
GC/MS FRACTION - ACID COMPOUNDS															
1A. 2-Chlorophenol (95-57-8)	X			<10.1						1	µg/l				
2A. 2,4-Dichlorophenol (120-83-2)	X			<10.1						1	µg/l				
3A. 2,4-Dimethylphenol (105-67-9)	X			<10.1						1	µg/l				
4A. 4,6-Dinitro-O-Cresol (534-52-1)	X			<10.1						1	µg/l				
5A. 2,4-Dinitrophenol (51-28-5)	X			<20.2						1	µg/l				
6A. 2-Nitrophenol (88-75-5)	X			<10.1						1	µg/l				
7A. 4-Nitrophenol (100-02-7)	X			<10.1						1	µg/l				
8A. P-Chloro-M-Cresol (59-50-7)	X			<10.1						1	µg/l				
9A. Pentachlorophenol (87-86-5)	X			<10.1						1	µg/l				
10A. Phenol (108-95-2)	X			<10.1						1	µg/l				
11A. 2,4,6-Trichlorophenol (88-06-2)	X			<10.1						1	µg/l				

CONTINUE ON REVERSE

CONTINUED FROM THE FRONT

Outfall 06A

1. POLLUTANT AND CAS NUMBER (if available)	2. MARK 'X'			3. EFFLUENT							4. UNITS		5. INTAKE (optional)		
	a. TESTING REQUIRED	b. BELIEVED PRESENT	c. BELIEVED ABSENT	a. MAXIMUM DAILY VALUE		b. MAXIMUM 30 DAY VALUE (if available)		c. LONG TERM AVRG. VALUE (if available)		d. NO. OF ANALYSES	a. CONCENTRATION	b. MASS	a. LONG TERM AVERAGE VALUE		b. NO. OF ANALYSES
				(1) CONCENTRATION	(2) MASS	(1) CONCENTRATION	(2) MASS	(1) CONCENTRATION	(2) MASS				(1) CONCENTRATION	(2) MASS	
GC/MS FRACTION - BASE/NEUTRAL COMPOUNDS															
1B. Acenaphthene (83-32-9)	X			<1.01						1	µg/l				
2B. Acenaphtylene (208-96-8)	X			<1.01						1	µg/l				
3B. Anthracene (120-12-7)	X			<1.01						1	µg/l				
4B. Benzidine (92-87-5)	X			<50.5						1	µg/l				
5B. Benzo *(a)* Anthracene (56-55-3)	X			<1.01						1	µg/l				
6B. Benzo *(a)* Pyrene (50-32-8)	X			<1.01						1	µg/l				
7B. 3,4-Benzo-fluoranthene (205-99-2)	X			<1.01						1	µg/l				
8B. Benzo *(ghi)* Perylene (191-24-2)	X			<1.01						1	µg/l				
9B. Benzo *(k)* Fluoranthene (207-08-9)	X			<1.01						1	µg/l				
10B. Bis *(2-Chloro-ethoxy)* Methane (111-91-1)	X			<10.1						1	µg/l				
11B. Bis *(2-Chloro-ethyl)* Ether (111-44-4)	X			<10.1						1	µg/l				
12B. Bis *(2-Chloroiso-propyl)* Ether (102-60-1)	X			<10.1						1	µg/l				
13B. Bis *(2-Ethyl-hexyl)* Phthalate (117-81-7)	X			<10.1						1	µg/l				
14B. 4-Bromo-phenyl Phenyl Ether (101-55-3)	X			<10.1						1	µg/l				
15B. Butyl Benzyl Phthalate (85-68-7)	X			<10.1						1	µg/l				
16B. 2-Chloro-naphthalene (91-58-7)	X			<1.01						1	µg/l				
17B. 4-Chloro-phenyl Phenyl Ether (7005-72-3)	X			<1.01						1	µg/l				
18B. Chrysene (218-01-9)	X			<1.01						1	µg/l				
19B. Dibenzo (a, h) Anthracene (53-70-3)	X			<1.01						1	µg/l				
20B. 1,2-Dichloro-benzene (95-50-1)	X			<1.00						1	µg/l				
21B. 1,3-Dichloro-benzene (541-73-1)	X			<1.00						1	µg/l				

CONTINUE ON REVERSE

EPA I.D. NUMBER *(copy from Item 1 of Form 1)*	OUTFALL NUMBER
	06A

CONTINUED FROM PAGE V-6

1. POLLUTANT AND CAS NUMBER *(if available)*	2. MARK 'X'			3. EFFLUENT							4. UNITS		5. INTAKE *(optional)*		
	a. TESTING REQUIRED	b. BELIEVED PRESENT	c. BELIEVED ABSENT	a. MAXIMUM DAILY VALUE		b. MAXIMUM 30 DAY VALUE *(if available)*		c. LONG TERM AVRG. VALUE *(if available)*		d. NO. OF ANALYSES	a. CONCENTRATION	b. MASS	a. LONG TERM AVERAGE VALUE		b. NO. OF ANALYSES
				(1) CONCENTRATION	(2) MASS	(1) CONCENTRATION	(2) MASS	(1) CONCENTRATION	(2) MASS				(1) CONCENTRATION	(2) MASS	
GC/MS FRACTION - BASE/NEUTRAL COMPOUNDS															
22B. 1,4-Dichlorobenzene (106-46-7)	X			<1.00						1	µg/l				
23B. 3,3-Dichlorobenzidine (91-94-1)	X			<10.1						1	µg/l				
24B. Diethyl Phthalate (84-66-2)	X			<10.1						1	µg/l				
25B. Dimethyl Phthalate (131-11-3)	X			<10.1						1	µg/l				
26B. Di-N-Butyl Phthalate (84-74-2)	X			<10.1						1	µg/l				
27B. 2,4-Dinitrotoluene (121-14-2)	X			<10.1						1	µg/l				
28B. 2,6-Dinitrotoluene (606-20-2)	X			<10.1						1	µg/l				
29B. Di-N-Octyl Phthalate (117-84-0)	X			<10.1						1	µg/l				
30B. 1,2-Diphenylhydraxine (*as Azobenzene*)(122-66-7)	X			<10.1						1	µg/l				
31B. Fluoranthene (206-44-0)	X			<1.01						1	µg/l				
32B. Fluorene (86-73-7)	X			<1.01						1	µg/l				
33B. Hexachlorobenzene (118-74-1)	X			<10.1						1	µg/l				
34B. Hexachlorobutadiene (87-68-3)	X			<10.1						1	µg/l				
35B. Hexachlorocyclopentadiene (77-47-4)	X			<10.1						1	µg/l				
36B. Hexachloroethane (67-72-1)	X			<10.1						1	µg/l				
37B. Indeno *(1,2,3-cd)* Pyrene (193-39-5)	X			<1.01						1	µg/l				
38B. Isophorone (78-59-1)	X			<10.1						1	µg/l				
39B. Naphthalene (91-20-3)	X			<1.01						1	µg/l				
40B. Nitrobenzene (98-95-3)	X			<10.1						1	µg/l				
41B. N-Nitrosodimethylamine (62-75-9)	X			<10.1						1	µg/l				
42B. N-Nitrosodi-N-Propylamine (621-64-7)	X			<10.1						1	µg/l				

CONTINUE ON REVERSE

CONTINUED FROM THE FRONT

Outfall 06A

1. POLLUTANT AND CAS NUMBER (if available)	2. MARK 'X'			3. EFFLUENT							4. UNITS		5. INTAKE (optional)		
	a. TESTING REQUIRED	b. BELIEVED PRESENT	c. BELIEVED ABSENT	a. MAXIMUM DAILY VALUE		b. MAXIMUM 30 DAY VALUE (if available)		c. LONG TERM AVRG. VALUE (if available)		d. NO. OF ANALYSES	a. CONCENTRATION	b. MASS	a. LONG TERM AVERAGE VALUE		b. NO. OF ANALYSES
				(1) CONCENTRATION	(2) MASS	(1) CONCENTRATION	(2) MASS	(1) CONCENTRATION	(2) MASS				(1) CONCENTRATION	(2) MASS	
GC/MS FRACTION - BASE/NEUTRAL COMPOUNDS															
43B. N-Nitrosodiphenylamine (86-30-6)	X			<10.1						1	µg/l				
44B. Phenanthrene (85-01-8)	X			<1.01						1	µg/l				
45B. Pyrene (129-00-0)	X			<1.01						1	µg/l				
46B. 1,2,4-Trichlorobenzene (120-82-1)	X			<1.00						1	µg/l				
GC/MS FRACTION - PESTICIDES															
1P. Aldrin (309-00-2)			X												
2P. α-BHC (319-84-6)			X												
3P. β-BHC (319-85-7)			X												
4P. γ-BHC (58-89-9)			X												
5P. δ-BHC (319-86-8)			X												
6P. Chlordane (57-74-9)			X												
7P. 4,4'- DDT (50-29-3)			X												
8P. 4,4'- DDE (72-55-9)			X												
9P. 4,4'- DDD (72-54-8)			X												
10P. Dieldrin (60-57-1)			X												
11P. α-Endosulfan (115-29-7)			X												
12P. β-Endosulfan (115-29-7)			X												
13P. Endosulfan Sulfate (1031-07-8)			X												
14P. Endrin (72-20-8)			X												
15P. Endrin Aldehyde (7421-93-4)			X												
16P. Heptachlor (76-44-8)			X												

CONTINUE ON REVERSE

EPA I.D. NUMBER *(copy from Item 1 of Form 1)*	OUTFALL NUMBER
	06A

CONTINUED FROM PAGE V-8

1. POLLUTANT AND CAS NUMBER *(if available)*	2. MARK 'X'			3. EFFLUENT							4. UNITS		5. INTAKE *(optional)*		
	a. TESTING REQUIRED	b. BELIEVED PRESENT	c. BELIEVED ABSENT	a. MAXIMUM DAILY VALUE		b. MAXIMUM 30 DAY VALUE *(if available)*		c. LONG TERM AVRG. VALUE *(if available)*		d. NO. OF ANALYSES	a. CONCENTRATION	b. MASS	a. LONG TERM AVERAGE VALUE		b. NO. OF ANALYSES
				(1) CONCENTRATION	(2) MASS	(1) CONCENTRATION	(2) MASS	(1) CONCENTRATION	(2) MASS				(1) CONCENTRATION	(2) MASS	
GC/MS FRACTION - PESTICIDES *(continued)*															
17P. Heptachlor Epoxide (1024-57-3)			X												
18P. PCB-1242 (53469-21-9)			X												
19P. PCB-1254 (11097-69-1)			X												
20P. PCB-1221 (11104-28-2)			X												
21P. PCB-1232 (11141-16-5)			X												
22P. PCB-1248 (12672-29-6)			X												
23P. PCB-1260 (11096-82-5)			X												
24P. PCB-1016 (12674-11-2)			X												
25P. Toxaphene (8001-35-2)			X												

PLEASE PRINT OR TYPE IN THE UNSHADED AREAS ONLY. You may report some or all of this information on separate sheets *(use the same format)* instead of completing these pages. SEE INSTRUCTIONS.

EPA I.D. NUMBER *(copy from Item I of Form 1)*

V. INTAKE AND EFFLUENT CHARACTERISTICS *(continued from page 3 of Form 2-C)*

OUTFALL NO. 06B

PART A - You must provide the results of at least one analysis for every pollutant in this table. Complete one table for each outfall. See instructions for additional details.

1. POLLUTANT	EFFLUENT a. MAXIMUM DAILY VALUE (1) CONCENTRATION	a. MAXIMUM DAILY VALUE (2) MASS	b. MAXIMUM 30 DAY VALUE (if available) (1) CONCENTRATION	b. MAXIMUM 30 DAY VALUE (if available) (2) MASS	b. LONG TERM AVRG. VALUE (if available) (1) CONCENTRATION	b. LONG TERM AVRG. VALUE (if available) (2) MASS	d. NO. OF ANALYSES	3. UNITS *(specify if blank)* a. CONCENTRATION	b. MASS	4. INTAKE *(optional)* a. LONG TERM AVERAGE VALUE (1) CONCENTRATION	a. LONG TERM AVERAGE VALUE (2) MASS	d. NO. OF ANALYSES
a. Biochemical Oxygen Demand *(BOD)*	<4.00						1	mg/l				
b. Chemical Oxygen Demand *(COD)*	22.0						1	mg/l				
c. Total Organic Carbon *(TOC)*	4.02						1	mg/l				
d. Total Suspended Solids *(TSS)*	11.7				5.0		12	mg/l				
e. Ammonia *(as N)*	1.51						1	mg/l				
f. Flow	VALUE 0.289000		VALUE		VALUE 0.056074		67	MGD		VALUE		
g. Temperature *(winter)*	VALUE 16.6		VALUE		VALUE		1	°C		VALUE		
h. Temperature *(summer)*	VALUE N/A		VALUE		VALUE			°C		VALUE		
i. pH	MINIMUM 9.07	MAXIMUM 9.07	MINIMUM	MAXIMUM			1	STANDARD UNITS				

PART B- Mark "X" in column 2-a for each pollutant you know or have reason to believe is present. Mark "X" in column 2-b for each pollutant you believe to be absent. If you mark column 2a for any pollutant which is limited either directly, or indirectly but expressly, in an effluent limitations guideline, you must provide the results of at least one analysis for that pollutant. For other pollutants for which you mark column 2a, you must provide quantitative data or an explanation of their presence in your discharge. Complete one table for each outfall. See the instructios for additional details and requirements.

1. POLLUTANT AND CAS NO. *(if available)*	2. MARK 'X' a. BELIEVED PRESENT	b. BELIEVED ABSENT	3. EFFLUENT a. MAXIMUM DAILY VALUE (1) CONCENTRATION	a. MAXIMUM DAILY VALUE (2) MASS	b. MAXIMUM 30 DAY VALUE *(if available)* (1) CONCENTRATION	b. MAXIMUM 30 DAY VALUE *(if available)* (2) MASS	c. LONG TERM AVRG. VALUE *(if available)* (1) CONCENTRATION	c. LONG TERM AVRG. VALUE *(if available)* (2) MASS	d.NO. OF ANALYSES	4. UNITS a. CONCENTRATION	b. MASS	5. INTAKE a. LONG TERM AVERAGE VALUE (1) CONCENTRATION	a. LONG TERM AVERAGE VALUE (2) MASS	b.NO. OF ANALYSES
a. Bromide (24959-67-9)		X	<0.200						1	mg/l				
b. Chlorine Total Residual		X												
c. Color	X		35.0						1	PCU				
d. Fecal Coliform		X												
e. Fluoride (16984-48-8)	X		0.18						1	mg/l				
f. Nitrate - Nitrite *(as N)*	X		1.60						1	mg/l				

CONTINUE ON REVERSE

ITEM V-B CONTINUED FROM FRONT

Outfall 06B

1. POLLUTANT AND CAS NO. (if available)	2. MARK 'X' a. BELIEVED PRESENT	2. MARK 'X' b. BELIEVED ABSENT	3. EFFLUENT a. MAXIMUM DAILY VALUE (1) CONCENTRATION	a. MAXIMUM DAILY VALUE (2) MASS	b. MAXIMUM 30 DAY VALUE (if available) (1) CONCENTRATION	b. MAXIMUM 30 DAY VALUE (2) MASS	c. LONG TERM AVRG. VALUE (if available) (1) CONCENTRATION	c. LONG TERM AVRG. VALUE (2) MASS	d. NO. OF ANALYSES	4. UNITS a. CONCENTRATION	4. UNITS b. MASS	5. INTAKE a. LONG TERM AVERAGE VALUE (1) CONCENTRATION	a. LONG TERM AVERAGE VALUE (2) MASS	b. NO. OF ANALYSES
g. Nitrogen, Total Organic *(as N)*	X		1.61						1	mg/l				
h. Oil and Grease	X		7.0						1	mg/l				
i. Phosphorus *(as P)* Total (7723-14-0)		X	<0.05						1	mg/l				
j. Radioactivity														
(1) Alpha, Total		X	<5.00						1	pci/l				
(2) Beta, Total		X	<5.00						1	pci/l				
(3) Radium, Total		X	<1.00						1	pci/l				
(4) Radium 226, Total		X	<1.00						1	pci/l				
k. Sulfate *(as SO4)* (14808-79-8)		X	7.46						1	mg/l				
k. Sulfide *(as S)*		X	<0.050						1	mg/l				
m. Sulfite *(as SO3)* (14265-45-3)		X	<2.00						1	mg/l				
n. Surfactants		X	<0.500						1	mg/l				
o. Aluminum, Total (7429-90-5)		X	52						1	µg/l				
p. Barium, Total (7440-39-3)		X	7.67						1	µg/l				
q. Boron, Total (7440-42-8)		X	153						1	µg/l				
r. Cobalt, Total (7440-48-4)		X	<1.00						1	µg/l				
s. Iron, Total (7439-89-6)		X	204						1	µg/l				
t. Magnesium, Total (7439-95-4)		X	1640						1	µg/l				
u. Molybdenum, Total (7439-98-7)		X	0.73						1	µg/l				
v. Manganese, Total (7439-96-5)		X	14.7						1	µg/l				
w. Tin, Total (7440-31-5)		X	<5.0						1	µg/l				
x. Titanium, Total (7440-32-6)		X	<10.0						1	µg/l				

CONTINUE ON REVERSE

EPA I.D. NUMBER *(copy from Item 1 of Form 1)*	OUTFALL NUMBER
	06B

CONTINUED FROM PAGE 3 OF FORM 2-C

PART C - If you are a primary industry and this outfall contains process wastewater, refer to Table 2c-2 in the instructions to determine which of the GC/MS fractions you must test for. Mark "X" in column 2-a for all such GC/MS fractions that apply to your industry and for ALL toxic metals, cyanides, and total phenols. If you are not required to mark column 2-a *(secondary industries, nonprocess wastewater outfalls, and nonrequired GC/MS fractions)* mark "X" in column 2-b for each pollutant you know or have reason to believe is present. Mark "X" in colun 2-c for each pollutant you believe is absent. If you mark column 2a for any pollutant, you must provide the results of at least one analysis for that pollutant. If you mark column 2b for any pollutant, you must provide the results of at least one analysis for that pollutant if you know or have reason to believe it will be discharged in concentrations of 10 ppb or greater. If you mark column 2b for acrolein, acrylonitrile, 2,4 dinitrophenol, or 2-methyl-4, 6 dinitrophenol, you must provide the results of at least one analysis for each of these pollutants which you know or have reason to believe that you discharge in concentrations of 100 ppb or greater. Otherwise, for pollutants for which you mark column 2b, you must either submit at least one analysis or briefly describe the reasons the pollutant is expected to be discharged. Note that there are 7 pages to this part, please review each carefully. Complete one table *(all 7 pages)* for each outfall. See instructions for additional details and requirements.

1. POLLUTANT AND CAS NUMBER *(if available)*	2. MARK 'X'			3. EFFLUENT							4. UNITS		5. INTAKE *(optional)*		
	a. TESTING REQUIRED	b. BELIEVED PRESENT	c. BELIEVED ABSENT	a. MAXIMUM DAILY VALUE		b. MAXIMUM 30 DAY AVRG. VALUE *(if available)*		c. LONG TERM AVRG. VALUE *(if available)*		d. NO. OF ANALYSES	a. CONCENTRATION	b. MASS	a. LONG TERM AVERAGE VALUE		b. NO. OF ANALYSES
				(1) CONCENTRATION	(2) MASS	(1) CONCENTRATION	(2) MASS	(1) CONCENTRATION	(2) MASS				(1) CONCENTRATION	(2) MASS	
METALS, CYANIDE, AND TOTAL PHENOLS															
1M. Antimony, Total (7440-36-0)	X			<2.0						1	µg/l				
2M. Arsenic, Total (7440-38-2)	X			<3.0						1	µg/l				
3M. Beryllium, Total (7440-41-7)	X			<0.200						1	µg/l				
4M. Cadmium, Total (7440-43-9)	X			0.1						1	µg/l				
5M. Chromium, Total (7440-47-3)	X			<3.00						1	µg/l				
6M. Copper, Total (7440-50-8)	X			8.14						1	µg/l				
7M. Lead, Total (7439-92-1)	X			<2.00						1	µg/l				
8M. Mercury, Total (7439-97-6)	X			<0.200						1	µg/l				
9M. Nickel, Total (7440-02-0)	X			<2.00						1	µg/l				
10M. Selenium, Total (7782-49-2)	X			<5.00						1	µg/l				
11M. Silver, Total (7440-22-4)	X			<1.0						1	µg/l				
12M. Thallium, Total (7440-28-0)	X			<0.500						1	µg/l				
13M. Zinc, Total (7440-66-6)	X			<10.0						1	µg/l				
14M. Cyanide, Total (57-12-5)	X			<5.00						1	µg/l				
15M. Phenols, Total	X			<5.00						1	µg/l				
DIOXIN															
2,3,7,8-Tetrachlorodibenzo-P-Dioxin (1764-01-6)	X			DESCRIBE RESULTS None Detected											

CONTINUE ON REVERSE

CONTINUED FROM PAGE 3 OF FORM 2-C

Outfall 06B

1. POLLUTANT AND CAS NUMBER (if available)	2. MARK 'X'			3. EFFLUENT							4. UNITS		5. INTAKE (optional)		
	a. TESTING REQUIRED	b. BELIEVED PRESENT	c. BELIEVED ABSENT	a. MAXIMUM DAILY VALUE		b. MAXIMUM 30 DAY VALUE (if available)		c. LONG TERM AVRG. VALUE (if available)		d. NO. OF ANALYSES	a. CONCENTRATION	b. MASS	a. LONG TERM AVERAGE VALUE		b. NO. OF ANALYSES
				(1) CONCENTRATION	(2) MASS	(1) CONCENTRATION	(2) MASS	(1) CONCENTRATION	(2) MASS				(1) CONCENTRATION	(2) MASS	
GC/MS FRACTION - VOLATILE COMPOUNDS															
1V. Acrolein (107-02-8)	X			<5.00						1	µg/l				
2V. Acrylonitrile (107-13-1)	X			<5.00						1	µg/l				
3V. Benzene (71-43-2)	X			<1.00						1	µg/l				
4V. Bis *(Chloromethyl)* Ether (542-88-1)	X			Could not be	analyzed	due to high	volatility								
5V. Bromoform (75-25-2)	X			<1.00						1	µg/l				
6V. Carbon Tetrachloride (56-23-5)	X			<1.00						1	µg/l				
7V. Chlorobenzene (108-90-7)	X			<1.00						1	µg/l				
8V. Chlorodibromomethane (124-48-1)	X			<1.00						1	µg/l				
9V. Chloroethane (75-00-3)	X			<1.00						1	µg/l				
10V. 2-Chloroethylvinyl Ether (110-75-8)	X			<5.00						1	µg/l				
11V. Chloroform (67-66-3)	X			<1.00						1	µg/l				
12V. Dichlorobromomethane (75-27-4)	X			<1.00						1	µg/l				
13V. Dichlorodifluoromethane (75-71-8)	X			<1.00						1	µg/l				
14V. 1,1-Dichloroethane (75-34-3)	X			<1.00						1	µg/l				
15V. 1,2-Dichloroethane (107-06-2)	X			<1.00						1	µg/l				
16V. 1,1-Dichloroethylene (75-35-4)	X			<1.00						1	µg/l				
17V. 1,2-Dichloropropane (78-87-5)	X			<1.00						1	µg/l				
18V. 1,3-Dichloropropylene (542-75-6)	X			<2.00						1	µg/l				
19V. Ethylbenzene (100-41-4)	X			<1.00						1	µg/l				
20V. Methyl Bromide (74-83-9)	X			<1.00						1	µg/l				
21V. Methyl Chloride (74-87-3)	X			<1.00						1	µg/l				

CONTINUE ON REVERSE

EPA I.D. NUMBER *(copy from Item 1 of Form 1)*	OUTFALL NUMBER
	06B

CONTINUED FROM PAGE 3 OF FORM 2-C

1. POLLUTANT AND CAS NUMBER *(if available)*	2. MARK 'X'			3. EFFLUENT							4. UNITS		5. INTAKE *(optional)*		
	a. TESTING REQUIRED	b. BELIEVED PRESENT	c. BELIEVED ABSENT	a. MAXIMUM DAILY VALUE		b. MAXIMUM 30 DAY VALUE *(if available)*		c. LONG TERM AVRG. VALUE *(if available)*		d NO OF ANALYSES	a. CONCENTRATION	b. MASS	a. LONG TERM AVERAGE VALUE		b NO. OF ANALYSES
				(1) CONCENTRATION	(2) MASS	(1) CONCENTRATION	(2) MASS	(1) CONCENTRATION	(2) MASS				(1) CONCENTRATION	(2) MASS	
GC/MS FRACTION - VOLATILE COMPOUNDS *(continued)*															
22V. Methylene Chloride (75-09-2)	X			<2.00						1	µg/l				
23V. 1,1,2,2-Tetrachloroethane (79-34-5)	X			<1.00						1	µg/l				
24V. Tetrachloroethylene (127-18-4)	X			<1.00						1	µg/l				
25V. Toluene (108-88-3)	X			<1.00						1	µg/l				
26V. 1,2-Trans-Dichloroethylene (156-60-5)	X			<1.00						1	µg/l				
27V. 1,1,1-Trichloroethane (71-55-6)	X			<1.00						1	µg/l				
28V. 1,1,2-Trichloroethane (79-00-5)	X			<1.00						1	µg/l				
29V. Trichloroethylene (79-01-6)	X			<1.00						1	µg/l				
30V. Trichlorofluoromethane (75-69-4)	X			<1.00						1	µg/l				
31V. Vinyl Chloride (75-01-4)	X			<1.00						1	µg/l				
GC/MS FRACTION - ACID COMPOUNDS															
1A. 2-Chlorophenol (95-57-8)	X			<11.1						1	µg/l				
2A. 2,4-Dichlorophenol (120-83-2)	X			<11.1						1	µg/l				
3A. 2,4-Dimethylphenol (105-67-9)	X			<11.1						1	µg/l				
4A. 4,6-Dinitro-O-Cresol (534-52-1)	X			<11.1						1	µg/l				
5A. 2,4-Dinitrophenol (51-28-5)	X			<22.2						1	µg/l				
6A. 2-Nitrophenol (88-75-5)	X			<11.1						1	µg/l				
7A. 4-Nitrophenol (100-02-7)	X			<11.1						1	µg/l				
8A. P-Chloro-M-Cresol (59-50-7)	X			<11.1						1	µg/l				
9A. Pentachlorophenol (87-86-5)	X			<11.1						1	µg/l				
10A. Phenol (108-95-2)	X			<11.1						1	µg/l				
11A. 2,4,6-Trichlorophenol (88-06-2)	X			<11.1						1	µg/l				

 CONTINUE ON REVERSE

CONTINUED FROM THE FRONT

Outfall 06B

1. POLLUTANT AND CAS NUMBER (if available)	2. MARK 'X'			3. EFFLUENT							4. UNITS		5. INTAKE (optional)		
	a. TESTING REQUIRED	b. BELIEVED PRESENT	c. BELIEVED ABSENT	a. MAXIMUM DAILY VALUE		b. MAXIMUM 30 DAY VALUE (if available)		c. LONG TERM AVRG. VALUE (if available)		d. NO. OF ANALYSES	a. CONCENTRATION	b. MASS	a. LONG TERM AVERAGE VALUE		b. NO. OF ANALYSES
				(1) CONCENTRATION	(2) MASS	(1) CONCENTRATION	(2) MASS	(1) CONCENTRATION	(2) MASS				(1) CONCENTRATION	(2) MASS	
GC/MS FRACTION - BASE/NEUTRAL COMPOUNDS															
1B. Acenaphthene (83-32-9)	X			<1.11						1	µg/l				
2B. Acenaphtylene (208-96-8)	X			<1.11						1	µg/l				
3B. Anthracene (120-12-7)	X			<1.11						1	µg/l				
4B. Benzidine (92-87-5)	X			<55.6						1	µg/l				
5B. Benzo *(a)* Anthracene (56-55-3)	X			<1.11						1	µg/l				
6B. Benzo *(a)* Pyrene (50-32-8)	X			<1.11						1	µg/l				
7B. 3,4-Benzo-fluoranthene (205-99-2)	X			<1.11						1	µg/l				
8B. Benzo *(ghi)* Perylene (191-24-2)	X			<1.11						1	µg/l				
9B. Benzo *(k)* Fluoranthene (207-08-9)	X			<1.11						1	µg/l				
10B. Bis *(2-Chloro-ethoxy)* Methane (111-91-1)	X			<11.1						1	µg/l				
11B. Bis *(2-Chloro-ethyl)* Ether (111-44-4)	X			<11.1						1	µg/l				
12B. Bis *(2-Chloroiso-propyl)* Ether (102-60-1)	X			<11.1						1	µg/l				
13B. Bis *(2-Ethyl-hexyl)* Phthalate (117-81-7)	X			<11.1						1	µg/l				
14B. 4-Bromo-phenyl Phenyl Ether (101-55-3)	X			<11.1						1	µg/l				
15B. Butyl Benzyl Phthalate (85-68-7)	X			<11.1						1	µg/l				
16B. 2-Chloro-naphthalene (91-58-7)	X			<1.11						1	µg/l				
17B. 4-Chloro-phenyl Phenyl Ether (7005-72-3)	X			<11.1						1	µg/l				
18B. Chrysene (218-01-9)	X			<1.11						1	µg/l				
19B. Dibenzo (a, h) Anthracene (53-70-3)	X			<1.11						1	µg/l				
20B. 1,2-Dichloro-benzene (95-50-1)	X			<1.00						1	µg/l				
21B. 1,3-Dichloro-benzene (541-73-1)	X			<1.00						1	µg/l				

CONTINUE ON REVERSE

EPA I.D. NUMBER *(copy from Item 1 of Form 1)*	OUTFALL NUMBER
	06B

CONTINUED FROM PAGE V-6

1. POLLUTANT AND CAS NUMBER *(if available)*	2. MARK 'X'			3. EFFLUENT							4. UNITS		5. INTAKE *(optional)*		
	a. TESTING REQUIRED	b. BELIEVED PRESENT	c. BELIEVED ABSENT	a. MAXIMUM DAILY VALUE		b. MAXIMUM 30 DAY VALUE *(if available)*		c. LONG TERM AVRG. VALUE *(if available)*		d. NO. OF ANALYSES	a. CONCENTRATION	b. MASS	a. LONG TERM AVERAGE VALUE		b. NO. OF ANALYSES
				(1) CONCENTRATION	(2) MASS	(1) CONCENTRATION	(2) MASS	(1) CONCENTRATION	(2) MASS				(1) CONCENTRATION	(2) MASS	
GC/MS FRACTION - BASE/NEUTRAL COMPOUNDS															
22B. 1,4-Dichlorobenzene (106-46-7)	X			<1.00						1	µg/l				
23B. 3,3-Dichlorobenzidine (91-94-1)	X			<11.1						1	µg/l				
24B. Diethyl Phthalate (84-66-2)	X			<11.1						1	µg/l				
25B. Dimethyl Phthalate (131-11-3)	X			<11.1						1	µg/l				
26B. Di-N-Butyl Phthalate (84-74-2)	X			<11.1						1	µg/l				
27B. 2,4-Dinitrotoluene (121-14-2)	X			<11.1						1	µg/l				
28B. 2,6-Dinitrotoluene (606-20-2)	X			<11.1						1	µg/l				
29B. Di-N-Octyl Phthalate (117-84-0)	X			<11.1						1	µg/l				
30B. 1,2-Diphenylhydraxine (*as Azobenzene*)(122-66-7)	X			<11.1						1	µg/l				
31B. Fluoranthene (206-44-0)	X			<1.11						1	µg/l				
32B. Fluorene (86-73-7)	X			<1.11						1	µg/l				
33B. Hexachlorobenzene (118-74-1)	X			<11.1						1	µg/l				
34B. Hexachlorobutadiene (87-68-3)	X			<11.1						1	µg/l				
35B. Hexachlorocyclopentadiene (77-47-4)	X			<11.1						1	µg/l				
36B. Hexachloroethane (67-72-1)	X			<11.1						1	µg/l				
37B. Indeno *(1,2,3-cd)* Pyrene (193-39-5)	X			<1.11						1	µg/l				
38B. Isophorone (78-59-1)	X			<11.1						1	µg/l				
39B. Naphthalene (91-20-3)	X			<1.11						1	µg/l				
40B. Nitrobenzene (98-95-3)	X			<11.1						1	µg/l				
41B. N-Nitrosodimethylamine (62-75-9)	X			<11.1						1	µg/l				
42B. N-Nitrosodi-N-Propylamine (621-64-7)	X			<11.1						1	µg/l				

CONTINUE ON REVERSE

CONTINUED FROM THE FRONT

Outfall 06B

1. POLLUTANT AND CAS NUMBER (if available)	2. MARK 'X'			3. EFFLUENT							4. UNITS		5. INTAKE (optional)		
	a. TESTING REQUIRED	b. BELIEVED PRESENT	c. BELIEVED ABSENT	a. MAXIMUM DAILY VALUE		b. MAXIMUM 30 DAY VALUE (if available)		c. LONG TERM AVRG. VALUE (if available)		d. NO. OF ANALYSES	a. CONCENTRATION	b. MASS	a. LONG TERM AVERAGE VALUE		b. NO. OF ANALYSES
				(1) CONCENTRATION	(2) MASS	(1) CONCENTRATION	(2) MASS	(1) CONCENTRATION	(2) MASS				(1) CONCENTRATION	(2) MASS	
GC/MS FRACTION - BASE/NEUTRAL COMPOUNDS															
43B. N-Nitrosodiphenylamine (86-30-6)	X			<11.1						1	µg/l				
44B. Phenanthrene (85-01-8)	X			<1.11						1	µg/l				
45B. Pyrene (129-00-0)	X			<1.11						1	µg/l				
46B. 1,2,4-Trichlorobenzene (120-82-1)	X			<1.00						1	µg/l				
GC/MS FRACTION - PESTICIDES															
1P. Aldrin (309-00-2)			X												
2P. α-BHC (319-84-6)			X												
3P. β-BHC (319-85-7)			X												
4P. γ-BHC (58-89-9)			X												
5P. δ-BHC (319-86-8)			X												
6P. Chlordane (57-74-9)			X												
7P. 4,4'- DDT (50-29-3)			X												
8P. 4,4'- DDE (72-55-9)			X												
9P. 4,4'- DDD (72-54-8)			X												
10P. Dieldrin (60-57-1)			X												
11P. α-Endosulfan (115-29-7)			X												
12P. β-Endosulfan (115-29-7)			X												
13P. Endosulfan Sulfate (1031-07-8)			X												
14P. Endrin (72-20-8)			X												
15P. Endrin Aldehyde (7421-93-4)			X												
16P. Heptachlor (76-44-8)			X												

CONTINUE ON REVERSE

EPA I.D. NUMBER *(copy from Item 1 of Form 1)*	OUTFALL NUMBER
	06B

CONTINUED FROM PAGE V-8

1. POLLUTANT AND CAS NUMBER *(if available)*	2. MARK 'X'			3. EFFLUENT							4. UNITS		5. INTAKE *(optional)*		
	a. TESTING REQUIRED	b. BELIEVED PRESENT	c. BELIEVED ABSENT	a. MAXIMUM DAILY VALUE		b. MAXIMUM 30 DAY VALUE *(if available)*		c. LONG TERM AVRG. VALUE *(if available)*		d. NO. OF ANALYSES	a. CONCENTRATION	b. MASS	a. LONG TERM AVERAGE VALUE		b. NO. OF ANALYSES
				(1) CONCENTRATION	(2) MASS	(1) CONCENTRATION	(2) MASS	(1) CONCENTRATION	(2) MASS				(1) CONCENTRATION	(2) MASS	
GC/MS FRACTION - PESTICIDES *(continued)*															
17P. Heptachlor Epoxide (1024-57-3)			X												
18P. PCB-1242 (53469-21-9)			X												
19P. PCB-1254 (11097-69-1)			X												
20P. PCB-1221 (11104-28-2)			X												
21P. PCB-1232 (11141-16-5)			X												
22P. PCB-1248 (12672-29-6)			X												
23P. PCB-1260 (11096-82-5)			X												
24P. PCB-1016 (12674-11-2)			X												
25P. Toxaphene (8001-35-2)			X												

PLEASE PRINT OR TYPE IN THE UNSHADED AREAS ONLY. You may report some or all of this information on separate sheets *(use the same format)* instead of completing these pages. SEE INSTRUCTIONS.

EPA I.D. NUMBER *(copy from Item I of Form 1)*

V. INTAKE AND EFFLUENT CHARACTERISTICS *(continued from page 3 of Form 2-C)*

OUTFALL NO. 007

PART A - You must provide the results of at least one analysis for every pollutant in this table. Complete one table for each outfall. See instructions for additional details.

1. POLLUTANT	EFFLUENT a. MAXIMUM DAILY VALUE (1) CONCENTRATION	(2) MASS	b. MAXIMUM 30 DAY VALUE (if available) (1) CONCENTRATION	(2) MASS	b. LONG TERM AVRG. VALUE (if available) (1) CONCENTRATION	(2) MASS	d. NO. OF ANALYSES	3. UNITS (specify if blank) a. CONCEN-TRATION	b. MASS	4. INTAKE (optional) a. LONG TERM AVERAGE VALUE (1) CONCENTRATION	(2) MASS	d. NO. OF ANALYSES
a. Biochemical Oxygen Demand *(BOD)*	<4.00						1	mg/l				
b. Chemical Oxygen Demand *(COD)*	<20.0						1	mg/l				
c. Total Organic Carbon *(TOC)*	0.674						1	mg/l				
d. Total Suspended Solids *(TSS)*	26.5				6.9		12	mg/l				
e. Ammonia *(as N)*	<0.05						1	mg/l				
f. Flow	VALUE 0.185000		VALUE		VALUE 0.079108		83	MGD		VALUE		
g. Temperature *(winter)*	VALUE 19.2		VALUE		VALUE		1	°C		VALUE		
h. Temperature *(summer)*	VALUE N/A		VALUE		VALUE			°C		VALUE		
i. pH	MINIMUM 6.1	MAXIMUM 8.9	MINIMUM	MAXIMUM			83	STANDARD UNITS				

PART B- Mark "X" in column 2-a for each pollutant you know or have reason to believe is present. Mark "X" in column 2-b for each pollutant you believe to be absent. If you mark column 2a for any pollutant which is limited either directly, or indirectly but expressly, in an effluent limitations guideline, you must provide the results of at least one analysis for that pollutant. For other pollutants for which you mark column 2a, you must provide quantitative data or an explanation of their presence in your discharge. Complete one table for each outfall. See the instructios for additional details and requirements.

1. POLLUTANT AND CAS NO. *(if available)*	2. MARK 'X' a. BELIEVED PRESENT	b. BELIEVED ABSENT	3. EFFLUENT a. MAXIMUM DAILY VALUE (1) CONCENTRATION	(2) MASS	b. MAXIMUM 30 DAY VALUE *(if available)* (1) CONCENTRATION	(2) MASS	c. LONG TERM AVRG. VALUE *(if available)* (1) CONCENTRATION	(2) MASS	d.NO. OF ANAL-YSES	4. UNITS a. CONCEN-TRATION	b. MASS	5. INTAKE a. LONG TERM AVERAGE VALUE (1) CONCENTRATION	(2) MASS	b.NO. OF ANAL-YSES
a. Bromide (24959-67-9)		X	<0.200						1	mg/l				
b. Chlorine Total Residual		X												
c. Color	X		<5.00						1	PCU				
d. Fecal Coliform		X												
e. Fluoride (16984-48-8)		X	<0.100						1	mg/l				
f. Nitrate - Nitrite *(as N)*	X		0.24						1	mg/l				

CONTINUE ON REVERSE

ITEM V-B CONTINUED FROM FRONT

Outfall 007

1. POLLUTANT AND CAS NO. (if available)	2. MARK 'X' a. BELIEVED PRESENT	2. MARK 'X' b. BELIEVED ABSENT	3. EFFLUENT a. MAXIMUM DAILY VALUE (1) CONCENTRATION	a. MAXIMUM DAILY VALUE (2) MASS	b. MAXIMUM 30 DAY VALUE (if available) (1) CONCENTRATION	b. MAXIMUM 30 DAY VALUE (2) MASS	c. LONG TERM AVRG. VALUE (if available) (1) CONCENTRATION	c. LONG TERM AVRG. VALUE (2) MASS	d. NO. OF ANALYSES	4. UNITS a. CONCENTRATION	4. UNITS b. MASS	5. INTAKE a. LONG TERM AVERAGE VALUE (1) CONCENTRATION	a. LONG TERM AVERAGE VALUE (2) MASS	b. NO. OF ANALYSES
g. Nitrogen, Total Organic (as N)	X		<0.100						1	mg/l				
h. Oil and Grease	X		<5.00						1	mg/l				
i. Phosphorus (as P) Total (7723-14-0)		X	<0.050						1	mg/l				
j. Radioactivity														
(1) Alpha, Total		X	<5.00						1	pci/l				
(2) Beta, Total		X	<5.00						1	pci/l				
(3) Radium, Total		X	<1.00						1	pci/l				
(4) Radium 226, Total		X	<1.00						1	pci/l				
k. Sulfate (as SO4) (14808-79-8)	X		175						1	mg/l				
k. Sulfide (as S)	X		<0.050						1	mg/l				
m. Sulfite (as SO3) (14265-45-3)	X		<2.00						1	mg/l				
n. Surfactants		X	<0.500						1	mg/l				
o. Aluminum, Total (7429-90-5)	X		<15.0						1	µg/l				
p. Barium, Total (7440-39-3)	X		5.98						1	µg/l				
q. Boron, Total (7440-42-8)		X	20.9						1	µg/l				
r. Cobalt, Total (7440-48-4)		X	<1.0						1	µg/l				
s. Iron, Total (7439-89-6)	X		55.5						1	µg/l				
t. Magnesium, Total (7439-95-4)	X		543						1	µg/l				
u. Molybdenum, Total (7439-98-7)		X	133						1	µg/l				
v. Manganese, Total (7439-96-5)	X		<5.0						1	µg/l				
w. Tin, Total (7440-31-5)	X		<5.0						1	µg/l				
x. Titanium, Total (7440-32-6)		X	<10.0						1	µg/l				

CONTINUE ON REVERSE

EPA I.D. NUMBER *(copy from Item 1 of Form 1)*	OUTFALL NUMBER
	007

CONTINUED FROM PAGE 3 OF FORM 2-C

PART C - If you are a primary industry and this outfall contains process wastewater, refer to Table 2c-2 in the instructions to determine which of the GC/MS fractions you must test for. Mark "X" in column 2-a for all such GC/MS fractions that apply to your industry and for ALL toxic metals, cyanides, and total phenols. If you are not required to mark column 2-a *(secondary industries, nonprocess wastewater outfalls, and nonrequired GC/MS fractions)* mark "X" in column 2-b for each pollutant you know or have reason to believe is present. Mark "X" in colun 2-c for each pollutant you believe is absent. If you mark column 2a for any pollutant, you must provide the results of at least one analysis for that pollutant. If you mark column 2b for any pollutant, you must provide the results of at least one analysis for that pollutant if you know or have reason to believe it will be discharged in concentrations of 10 ppb or greater. If you mark column 2b for acrolein, acrylonitrile, 2 4 dinitrophenol, or 2-methyl-4, 6 dinitrophenol, you must provide the results of at least one analysis for each of these pollutants which you know or have reason to believe that you discharge in concentrations of 100 ppb or greater. Otherwise, for pollutants for which you mark column 2b, you must either submit at least one analysis or briefly describe the reasons the pollutant is expected to be discharged. Note that there are 7 pages to this part, please review each carefully. Complete one table *(all 7 pages)* for each outfall. See instructions for additional details and requirements.

1. POLLUTANT AND CAS NUMBER *(if available)*	2. MARK 'X'			3. EFFLUENT							4. UNITS		5. INTAKE *(optional)*		
	a. TESTING REQUIRED	b. BELIEVED PRESENT	c. BELIEVED ABSENT	a. MAXIMUM DAILY VALUE		b. MAXIMUM 30 DAY AVRG. VALUE *(if available)*		c. LONG TERM AVRG. VALUE *(if available)*		d. NO. OF ANALYSES	a. CONCENTRATION	b. MASS	a. LONG TERM AVERAGE VALUE		b. NO. OF ANALYSES
				(1) CONCENTRATION	(2) MASS	(1) CONCENTRATION	(2) MASS	(1) CONCENTRATION	(2) MASS				(1) CONCENTRATION	(2) MASS	
METALS, CYANIDE, AND TOTAL PHENOLS															
1M. Antimony, Total (7440-36-0)	X			<2.00						1	µg/l				
2M. Arsenic, Total (7440-38-2)	X			<3.00						1	µg/l				
3M. Beryllium, Total (7440-41-7)	X			<0.200						1	µg/l				
4M. Cadmium, Total (7440-43-9)	X			0.12						1	µg/l				
5M. Chromium, Total (7440-47-3)	X			<3.00						1	µg/l				
6M. Copper, Total (7440-50-8)	X			1.36						1	µg/l				
7M. Lead, Total (7439-92-1)	X			<2.0						1	µg/l				
8M. Mercury, Total (7439-97-6)	X			<0.200						1	µg/l				
9M. Nickel, Total (7440-02-0)	X			<2.0						1	µg/l				
10M. Selenium, Total (7782-49-2)	X			<5.0						1	µg/l				
11M. Silver, Total (7440-22-4)	X			<1.0						1	µg/l				
12M. Thallium, Total (7440-28-0)	X			<0.500						1	µg/l				
13M. Zinc, Total (7440-66-6)	X			14.7						1	µg/l				
14M. Cyanide, Total (57-12-5)	X			<5.00						1	µg/l				
15M. Phenols, Total	X			<5.00						1	µg/l				
DIOXIN															
2,3,7,8-Tetrachlorodibenzo-P-Dioxin (1764-01-6)	X			DESCRIBE RESULTS None Detected											

CONTINUE ON REVERSE

CONTINUED FROM PAGE 3 OF FORM 2-C

Outfall 007

1. POLLUTANT AND CAS NUMBER (if available)	2. MARK 'X'			3. EFFLUENT							4. UNITS		5. INTAKE (optional)		
	a. TESTING REQUIRED	b. BELIEVED PRESENT	c. BELIEVED ABSENT	a. MAXIMUM DAILY VALUE		b. MAXIMUM 30 DAY VALUE (if available)		c. LONG TERM AVRG. VALUE (if available)		d. NO. OF ANALYSES	a. CONCENTRATION	b. MASS	a. LONG TERM AVERAGE VALUE		b. NO. OF ANALYSES
				(1) CONCENTRATION	(2) MASS	(1) CONCENTRATION	(2) MASS	(1) CONCENTRATION	(2) MASS				(1) CONCENTRATION	(2) MASS	
GC/MS FRACTION - VOLATILE COMPOUNDS															
1V. Acrolein (107-02-8)	X			<5.00						1	µg/l				
2V. Acrylonitrile (107-13-1)	X			<5.00						1	µg/l				
3V. Benzene (71-43-2)	X			<1.00						1	µg/l				
4V. Bis (Chloromethyl) Ether (542-88-1)	X			Could not be	analyzed	due to high	volatility								
5V. Bromoform (75-25-2)	X			<1.00						1	µg/l				
6V. Carbon Tetrachloride (56-23-5)	X			<1.00						1	µg/l				
7V. Chlorobenzene (108-90-7)	X			<1.00						1	µg/l				
8V. Chlorodibromomethane (124-48-1)	X			<1.00						1	µg/l				
9V. Chloroethane (75-00-3)	X			<1.00						1	µg/l				
10V. 2-Chloroethylvinyl Ether (110-75-8)	X			<5.00						1	µg/l				
11V. Chloroform (67-66-3)	X			<1.00						1	µg/l				
12V. Dichlorobromomethane (75-27-4)	X			<1.00						1	µg/l				
13V. Dichlorodifluoromethane (75-71-8)	X			<1.00						1	µg/l				
14V. 1,1-Dichloroethane (75-34-3)	X			<1.00						1	µg/l				
15V. 1,2-Dichloroethane (107-06-2)	X			<1.00						1	µg/l				
16V. 1,1-Dichloroethylene (75-35-4)	X			<1.00						1	µg/l				
17V. 1,2-Dichloropropane (78-87-5)	X			<1.00						1	µg/l				
18V. 1,3-Dichloropropylene (542-75-6)	X			<2.00						1	µg/l				
19V. Ethylbenzene (100-41-4)	X			<1.00						1	µg/l				
20V. Methyl Bromide (74-83-9)	X			<1.00						1	µg/l				
21V. Methyl Chloride (74-87-3)	X			<1.00						1	µg/l				

CONTINUE ON REVERSE

EPA I.D. NUMBER *(copy from Item 1 of Form 1)*	OUTFALL NUMBER
	007

CONTINUED FROM PAGE 3 OF FORM 2-C

1. POLLUTANT AND CAS NUMBER *(if available)*	2. MARK 'X'			3. EFFLUENT							4. UNITS		5. INTAKE *(optional)*		
	a. TESTING REQUIRED	b. BELIEVED PRESENT	c. BELIEVED ABSENT	a. MAXIMUM DAILY VALUE		b. MAXIMUM 30 DAY VALUE *(if available)*		c. LONG TERM AVRG. VALUE *(if available)*		d. NO. OF ANALYSES	a. CONCENTRATION	b. MASS	a. LONG TERM AVERAGE VALUE		b. NO. OF ANALYSES
				(1) CONCENTRATION	(2) MASS	(1) CONCENTRATION	(2) MASS	(1) CONCENTRATION	(2) MASS				(1) CONCENTRATION	(2) MASS	
GC/MS FRACTION - VOLATILE COMPOUNDS *(continued)*															
22V. Methylene Chloride (75-09-2)	X			2.19						1	µg/l				
23V. 1,1,2,2-Tetrachloroethane (79-34-5)	X			<1.00						1	µg/l				
24V. Tetrachloroethylene (127-18-4)	X			<1.00						1	µg/l				
25V. Toluene (108-88-3)	X			<1.00						1	µg/l				
26V. 1,2-Trans-Dichloroethylene (156-60-5)	X			<1.00						1	µg/l				
27V. 1,1,1-Trichloroethane (71-55-6)	X			<1.00						1	µg/l				
28V. 1,1,2-Trichloroethane (79-00-5)	X			<1.00						1	µg/l				
29V. Trichloroethylene (79-01-6)	X			<1.00						1	µg/l				
30V. Trichlorofluoromethane (75-69-4)	X			<1.00						1	µg/l				
31V. Vinyl Chloride (75-01-4)	X			<1.00						1	µg/l				
GC/MS FRACTION - ACID COMPOUNDS															
1A. 2-Chlorophenol (95-57-8)	X			<9.80						1	µg/l				
2A. 2,4-Dichlorophenol (120-83-2)	X			<9.80						1	µg/l				
3A. 2,4-Dimethylphenol (105-67-9)	X			<9.80						1	µg/l				
4A. 4,6-Dinitro-O-Cresol (534-52-1)	X			<9.80						1	µg/l				
5A. 2,4-Dinitrophenol (51-28-5)	X			<19.6						1	µg/l				
6A. 2-Nitrophenol (88-75-5)	X			<9.80						1	µg/l				
7A. 4-Nitrophenol (100-02-7)	X			<9.80						1	µg/l				
8A. P-Chloro-M-Cresol (59-50-7)	X			<9.80						1	µg/l				
9A. Pentachlorophenol (87-86-5)	X			<9.80						1	µg/l				
10A. Phenol (108-95-2)	X			<9.80						1	µg/l				
11A. 2,4,6-Trichlorophenol (88-06-2)	X			<9.80						1	µg/l				

CONTINUE ON REVERSE

Outfall 007

1. POLLUTANT AND CAS NUMBER (if available)	2. MARK 'X'			3. EFFLUENT							4. UNITS		5. INTAKE (optional)		
	a. TESTING REQUIRED	b. BELIEVED PRESENT	c. BELIEVED ABSENT	a. MAXIMUM DAILY VALUE		b. MAXIMUM 30 DAY VALUE (if available)		c. LONG TERM AVRG. VALUE (if available)		d. NO. OF ANALYSES	a. CONCENTRATION	b. MASS	a. LONG TERM AVERAGE VALUE		b. NO. OF ANALYSES
				(1) CONCENTRATION	(2) MASS	(1) CONCENTRATION	(2) MASS	(1) CONCENTRATION	(2) MASS				(1) CONCENTRATION	(2) MASS	
GC/MS FRACTION - BASE/NEUTRAL COMPOUNDS															
1B. Acenaphthene (83-32-9)	X			<0.980						1	µg/l				
2B. Acenaphtylene (208-96-8)	X			<0.980						1	µg/l				
3B. Anthracene (120-12-7)	X			<0.980						1	µg/l				
4B. Benzidine (92-87-5)	X			<49.0						1	µg/l				
5B. Benzo *(a)* Anthracene (56-55-3)	X			<0.980						1	µg/l				
6B. Benzo *(a)* Pyrene (50-32-8)	X			<0.980						1	µg/l				
7B. 3,4-Benzo-fluoranthene (205-99-2)	X			<0.980						1	µg/l				
8B. Benzo *(ghi)* Perylene (191-24-2)	X			<0.980						1	µg/l				
9B. Benzo *(k)* Fluoranthene (207-08-9)	X			<0.980						1	µg/l				
10B. Bis *(2-Chloro-ethoxy)* Methane (111-91-1)	X			<9.80						1	µg/l				
11B. Bis *(2-Chloro-ethyl)* Ether (111-44-4)	X			<9.80						1	µg/l				
12B. Bis *(2-Chloroiso-propyl)* Ether (102-60-1)	X			<9.80						1	µg/l				
13B. Bis *(2-Ethyl-hexyl)* Phthalate (117-81-7)	X			<9.80						1	µg/l				
14B. 4-Bromo-phenyl Phenyl Ether (101-55-3)	X			<9.80						1	µg/l				
15B. Butyl Benzyl Phthalate (85-68-7)	X			<9.80						1	µg/l				
16B. 2-Chloro-naphthalene (91-58-7)	X			<0.980						1	µg/l				
17B. 4-Chloro-phenyl Phenyl Ether (7005-72-3)	X			<9.80						1	µg/l				
18B. Chrysene (218-01-9)	X			<0.980						1	µg/l				
19B. Dibenzo (a, h) Anthracene (53-70-3)	X			<0.980						1	µg/l				
20B. 1,2-Dichloro-benzene (95-50-1)	X			<1.00						1	µg/l				
21B. 1,3-Dichloro-benzene (541-73-1)	X			<1.00						1	µg/l				

CONTINUE ON REVERSE

EPA I.D. NUMBER *(copy from Item 1 of Form 1)*	OUTFALL NUMBER
	007

CONTINUED FROM PAGE V-6

1. POLLUTANT AND CAS NUMBER *(if available)*	2. MARK 'X'			3. EFFLUENT							4. UNITS		5. INTAKE *(optional)*		
	a. TESTING REQUIRED	b. BELIEVED PRESENT	c. BELIEVED ABSENT	a. MAXIMUM DAILY VALUE		b. MAXIMUM 30 DAY VALUE *(if available)*		c. LONG TERM AVRG. VALUE *(if available)*		d. NO. OF ANALYSES	a. CONCENTRATION	b. MASS	a. LONG TERM AVERAGE VALUE		b. NO. OF ANALYSES
				(1) CONCENTRATION	(2) MASS	(1) CONCENTRATION	(2) MASS	(1) CONCENTRATION	(2) MASS				(1) CONCENTRATION	(2) MASS	
GC/MS FRACTION - BASE/NEUTRAL COMPOUNDS															
22B. 1,4-Dichlorobenzene (106-46-7)	X			<1.00						1	µg/l				
23B. 3,3-Dichlorobenzidine (91-94-1)	X			<9.80						1	µg/l				
24B. Diethyl Phthalate (84-66-2)	X			<9.80						1	µg/l				
25B. Dimethyl Phthalate (131-11-3)	X			<9.80						1	µg/l				
26B. Di-N-Butyl Phthalate (84-74-2)	X			<9.80						1	µg/l				
27B. 2,4-Dinitrotoluene (121-14-2)	X			<9.80						1	µg/l				
28B. 2,6-Dinitrotoluene (606-20-2)	X			<9.80						1	µg/l				
29B. Di-N-Octyl Phthalate (117-84-0)	X			<9.80						1	µg/l				
30B. 1,2-Diphenylhydraxine (*as Azobenzene*)(122-66-7)	X			<9.90						1	µg/l				
31B. Fluoranthene (206-44-0)	X			<0.980						1	µg/l				
32B. Fluorene (86-73-7)	X			<0.980						1	µg/l				
33B. Hexachlorobenzene (118-74-1)	X			<9.80						1	µg/l				
34B. Hexachlorobutadiene (87-68-3)	X			<9.80						1	µg/l				
35B. Hexachlorocyclopentadiene (77-47-4)	X			<9.80						1	µg/l				
36B. Hexachloroethane (67-72-1)	X			<9.80						1	µg/l				
37B. Indeno *(1,2,3-cd)* Pyrene (193-39-5)	X			<0.980						1	µg/l				
38B. Isophorone (78-59-1)	X			<9.80						1	µg/l				
39B. Naphthalene (91-20-3)	X			<0.980						1	µg/l				
40B. Nitrobenzene (98-95-3)	X			<9.80						1	µg/l				
41B. N-Nitrosodimethylamine (62-75-9)	X			<9.80						1	µg/l				
42B. N-Nitrosodi-N-Propylamine (621-64-7)	X			<9.80						1	µg/l				

CONTINUE ON REVERSE

CONTINUED FROM THE FRONT

Outfall 007

1. POLLUTANT AND CAS NUMBER (if available)	2. MARK 'X'			3. EFFLUENT							4. UNITS		5. INTAKE (optional)		
	a. TESTING REQUIRED	b. BELIEVED PRESENT	c. BELIEVED ABSENT	a. MAXIMUM DAILY VALUE		b. MAXIMUM 30 DAY VALUE (if available)		c. LONG TERM AVRG. VALUE (if available)		d. NO. OF ANALYSES	a. CONCENTRATION	b. MASS	a. LONG TERM AVERAGE VALUE		b. NO. OF ANALYSES
				(1) CONCENTRATION	(2) MASS	(1) CONCENTRATION	(2) MASS	(1) CONCENTRATION	(2) MASS				(1) CONCENTRATION	(2) MASS	
GC/MS FRACTION - BASE/NEUTRAL COMPOUNDS															
43B. N-Nitrosodiphenylamine (86-30-6)	X			<9.90						1	µg/l				
44B. Phenanthrene (85-01-8)	X			<0.990						1	µg/l				
45B. Pyrene (129-00-0)	X			<0.990						1	µg/l				
46B. 1,2,4-Trichlorobenzene (120-82-1)	X			<1.00						1	µg/l				
GC/MS FRACTION - PESTICIDES															
1P. Aldrin (309-00-2)			X												
2P. α-BHC (319-84-6)			X												
3P. β-BHC (319-85-7)			X												
4P. γ-BHC (58-89-9)			X												
5P. δ-BHC (319-86-8)			X												
6P. Chlordane (57-74-9)			X												
7P. 4,4'- DDT (50-29-3)			X												
8P. 4,4'- DDE (72-55-9)			X												
9P. 4,4'- DDD (72-54-8)			X												
10P. Dieldrin (60-57-1)			X												
11P. α-Endosulfan (115-29-7)			X												
12P. β-Endosulfan (115-29-7)			X												
13P. Endosulfan Sulfate (1031-07-8)			X												
14P. Endrin (72-20-8)			X												
15P. Endrin Aldehyde (7421-93-4)			X												
16P. Heptachlor (76-44-8)			X												

CONTINUE ON REVERSE

EPA I.D. NUMBER *(copy from Item 1 of Form 1)*	OUTFALL NUMBER
	007

CONTINUED FROM PAGE V-8

1. POLLUTANT AND CAS NUMBER *(if available)*	2. MARK 'X'			3. EFFLUENT							4. UNITS		5. INTAKE *(optional)*		
	a. TESTING REQUIRED	b. BELIEVED PRESENT	c. BELIEVED ABSENT	a. MAXIMUM DAILY VALUE		b. MAXIMUM 30 DAY VALUE *(if available)*		c. LONG TERM AVRG. VALUE *(if available)*		d. NO. OF ANALYSES	a. CONCENTRATION	b. MASS	a. LONG TERM AVERAGE VALUE		b. NO. OF ANALYSES
				(1) CONCENTRATION	(2) MASS	(1) CONCENTRATION	(2) MASS	(1) CONCENTRATION	(2) MASS				(1) CONCENTRATION	(2) MASS	
GC/MS FRACTION - PESTICIDES *(continued)*															
17P. Heptachlor Epoxide (1024-57-3)			X												
18P. PCB-1242 (53469-21-9)			X												
19P. PCB-1254 (11097-69-1)			X												
20P. PCB-1221 (11104-28-2)			X												
21P. PCB-1232 (11141-16-5)			X												
22P. PCB-1248 (12672-29-6)			X												
23P. PCB-1260 (11096-82-5)			X												
24P. PCB-1016 (12674-11-2)			X												
25P. Toxaphene (8001-35-2)			X												

PLEASE PRINT OR TYPE IN THE UNSHADED AREAS ONLY. You may report some or all of this information on separate sheets *(use the same format)* instead of completing these pages. SEE INSTRUCTIONS.

EPA I.D. NUMBER *(copy from Item I of Form 1)*

V. INTAKE AND EFFLUENT CHARACTERISTICS *(continued from page 3 of Form 2-C)*

OUTFALL NO. 008

PART A - You must provide the results of at least one analysis for every pollutant in this table. Complete one table for each outfall. See instructions for additional details.

1. POLLUTANT	EFFLUENT							3. UNITS *(specify if blank)*		4. INTAKE *(optional)*		
	a. MAXIMUM DAILY VALUE		b. MAXIMUM 30 DAY VALUE (if available)		b. LONG TERM AVRG. VALUE (if available)		d. NO. OF ANALYSES	a. CONCEN-TRATION	b. MASS	a. LONG TERM AVERAGE VALUE		d. NO. OF ANALYSES
	(1) CONCENTRATION	(2) MASS	(1) CONCENTRATION	(2) MASS	(1) CONCENTRATION	(2) MASS				(1) CONCENTRATION	(2) MASS	
a. Biochemical Oxygen Demand *(BOD)*	5.37						1	mg/l				
b. Chemical Oxygen Demand *(COD)*	62.0						1	mg/l				
c. Total Organic Carbon *(TOC)*	21.6						1	mg/l				
d. Total Suspended Solids *(TSS)*	4.1						1	mg/l				
e. Ammonia *(as N)*	<0.050						1	mg/l				
f. Flow	VALUE	0	VALUE		VALUE		0	MGD		VALUE		
g. Temperature *(winter)*	VALUE	16.2	VALUE		VALUE		1	°C		VALUE		
h. Temperature *(summer)*	VALUE	N/A	VALUE		VALUE			°C		VALUE		
I. pH	MINIMUM 9.75	MAXIMUM 9.75	MINIMUM	MAXIMUM			1	STANDARD UNITS				

PART B- Mark "X" in column 2-a for each pollutant you know or have reason to believe is present. Mark "X" in column 2-b for each pollutant you believe to be absent. If you mark column 2a for any pollutant which is limited either directly, or indirectly but expressly, in an effluent limitations guideline, you must provide the results of at least one analysis for that pollutant. For other pollutants for which you mark column 2a, you must provide quantitative data or an explanation of their presence in your discharge. Complete one table for each outfall. See the instructios for additional details and requirements.

1. POLLUTANT AND CAS NO. *(if available)*	2. MARK 'X'		3. EFFLUENT							4. UNITS		5. INTAKE		
	a. BELIEVED PRESENT	b. BELIEVED ABSENT	a. MAXIMUM DAILY VALUE		b. MAXIMUM 30 DAY VALUE *(if available)*		c. LONG TERM AVRG. VALUE *(if available)*		d.NO. OF ANAL-YSES	a. CONCEN-TRATION	b. MASS	a. LONG TERM AVERAGE VALUE		b.NO. OF ANAL-YSES
			(1) CONCENTRATION	(2) MASS	(1) CONCENTRATION	(2) MASS	(1) CONCENTRATION	(2) MASS				(1) CONCENTRATION	(2) MASS	
a. Bromide (24959-67-9)	X		<0.200						1	mg/l				
b. Chlorine Total Residual		X												
c. Color	X		140						1	PCU				
d. Fecal Coliform		X												
e. Fluoride (16984-48-8)	X		0.176						1	mg/l				
f. Nitrate - Nitrite *(as N)*		X	0.1						1	mg/l				

CONTINUE ON REVERSE

ITEM V-B CONTINUED FROM FRONT

Outfall 008

1. POLLUTANT AND CAS NO. (if available)	2. MARK 'X' a. BELIEVED PRESENT	2. MARK 'X' b. BELIEVED ABSENT	3. EFFLUENT a. MAXIMUM DAILY VALUE (1) CONCENTRATION	a. MAXIMUM DAILY VALUE (2) MASS	b. MAXIMUM 30 DAY VALUE (if available) (1) CONCENTRATION	b. MAXIMUM 30 DAY VALUE (2) MASS	c. LONG TERM AVRG. VALUE (if available) (1) CONCENTRATION	c. LONG TERM AVRG. VALUE (2) MASS	d. NO. OF ANALYSES	4. UNITS a. CONCENTRATION	4. UNITS b. MASS	5. INTAKE a. LONG TERM AVERAGE VALUE (1) CONCENTRATION	a. LONG TERM AVERAGE VALUE (2) MASS	b. NO. OF ANALYSES
g. Nitrogen, Total Organic *(as N)*	X		0.78						1	mg/l				
h. Oil and Grease	X		<5.00						1	mg/l				
i. Phosphorus *(as P)* Total (7723-14-0)	X		<0.05						1	mg/l				
j. Radioactivity														
(1) Alpha, Total		X	<5.00						1	pci/l				
(2) Beta, Total		X	<5.00						1	pci/l				
(3) Radium, Total		X	<1.00						1	pci/l				
(4) Radium 226, Total		X	<1.00						1	pci/l				
k. Sulfate *(as SO4)* (14808-79-8)	X		5.71						1	mg/l				
k. Sulfide *(as S)*		X	<0.05						1	mg/l				
m. Sulfite *(as SO3)* (14265-45-3)		X	<2.00						1	mg/l				
n. Surfactants		X	<0.500						1	mg/l				
o. Aluminum, Total (7429-90-5)	X		445						1	µg/l				
p. Barium, Total (7440-39-3)		X	<2.00						1	µg/l				
q. Boron, Total (7440-42-8)	X		167						1	µg/l				
r. Cobalt, Total (7440-48-4)		X	<1.0						1	µg/l				
s. Iron, Total (7439-89-6)	X		2130						1	µg/l				
t. Magnesium, Total (7439-95-4)	X		760						1	µg/l				
u. Molybdenum, Total (7439-98-7)		X	0.5						1	µg/l				
v. Manganese, Total (7439-96-5)	X		132						1	µg/l				
w. Tin, Total (7440-31-5)		X	<5.0						1	µg/l				
x. Titanium, Total (7440-32-6)	X		<10.0						1	µg/l				

CONTINUE ON REVERSE

EPA I.D. NUMBER *(copy from Item 1 of Form 1)*	OUTFALL NUMBER
	008

CONTINUED FROM PAGE 3 OF FORM 2-C

PART C - If you are a primary industry and this outfall contains process wastewater, refer to Table 2c-2 in the instructions to determine which of the GC/MS fractions you must test for. Mark "X" in column 2-a for all such GC/MS fractions that apply to your industry and for ALL toxic metals, cyanides, and total phenols. If you are not required to mark column 2-a *(secondary industries, nonprocess wastewater outfalls, and nonrequired GC/MS fractions)* mark "X" in column 2-b for each pollutant you know or have reason to believe is present. Mark "X" in colun 2-c for each pollutant you believe is absent. If you mark column 2a for any pollutant, you must provide the results of at least one analysis for that pollutant. If you mark column 2b for any pollutant, you must provide the results of at least one analysis for that pollutant if you know or have reason to believe it will be discharged in concentrations of 10 ppb or greater. If you mark column 2b for acrolein, acrylonitrile, 2.4 dinitrophenol, or 2-methyl-4, 6 dinitrophenol, you must provide the results of at least one analysis for each of these pollutants which you know or have reason to believe that you discharge in concentrations of 100 ppb or greater. Otherwise, for pollutants for which you mark column 2b, you must either submit at least one analysis or briefly describe the reasons the pollutant is expected to be discharged. Note that there are 7 pages to this part, please review each carefully. Complete one table *(all 7 pages)* for each outfall. See instructions for additional details and requirements.

1. POLLUTANT AND CAS NUMBER *(if available)*	2. MARK 'X'			3. EFFLUENT							4. UNITS		5. INTAKE *(optional)*		
	a. TESTING REQUIRED	b. BELIEVED PRESENT	c. BELIEVED ABSENT	a. MAXIMUM DAILY VALUE		b. MAXIMUM 30 DAY AVRG. VALUE *(if available)*		c. LONG TERM AVRG. VALUE *(if available)*		d. NO. OF ANALYSES	a. CONCENTRATION	b. MASS	a. LONG TERM AVERAGE VALUE		b. NO. OF ANALYSES
				(1) CONCENTRATION	(2) MASS	(1) CONCENTRATION	(2) MASS	(1) CONCENTRATION	(2) MASS				(1) CONCENTRATION	(2) MASS	
METALS, CYANIDE, AND TOTAL PHENOLS															
1M. Antimony, Total (7440-36-0)	X			<2.0						1	µg/l				
2M. Arsenic, Total (7440-38-2)	X			<3.0						1	µg/l				
3M. Beryllium, Total (7440-41-7)	X			<0.200						1	µg/l				
4M. Cadmium, Total (7440-43-9)	X			0.1						1	µg/l				
5M. Chromium, Total (7440-47-3)	X			<3.00						1	µg/l				
6M. Copper, Total (7440-50-8)	X			5.88						1	µg/l				
7M. Lead, Total (7439-92-1)	X			<2.00						1	µg/l				
8M. Mercury, Total (7439-97-6)	X			<0.200						1	µg/l				
9M. Nickel, Total (7440-02-0)	X			2.18						1	µg/l				
10M. Selenium, Total (7782-49-2)	X			<5.0						1	µg/l				
11M. Silver, Total (7440-22-4)	X			<1.0						1	µg/l				
12M. Thallium, Total (7440-28-0)	X			<0.500						1	µg/l				
13M. Zinc, Total (7440-66-6)	X			173						1	µg/l				
14M. Cyanide, Total (57-12-5)	X			<5.00						1	µg/l				
15M. Phenols, Total	X			5.9						1	µg/l				
DIOXIN															
2,3,7,8-Tetrachlorodibenzo-P-Dioxin (1764-01-6)	X			DESCRIBE RESULTS None Detected											

CONTINUE ON REVERSE

CONTINUED FROM PAGE 3 OF FORM 2-C

Outfall 008

1. POLLUTANT AND CAS NUMBER (if available)	2. MARK 'X'			3. EFFLUENT							4. UNITS		5. INTAKE (optional)		
	a. TESTING REQUIRED	b. BELIEVED PRESENT	c. BELIEVED ABSENT	a. MAXIMUM DAILY VALUE		b. MAXIMUM 30 DAY VALUE (if available)		c. LONG TERM AVRG. VALUE (if available)		d. NO. OF ANALYSES	a. CONCENTRATION	b. MASS	a. LONG TERM AVERAGE VALUE		b. NO. OF ANALYSES
				(1) CONCENTRATION	(2) MASS	(1) CONCENTRATION	(2) MASS	(1) CONCENTRATION	(2) MASS				(1) CONCENTRATION	(2) MASS	
GC/MS FRACTION - VOLATILE COMPOUNDS															
1V. Acrolein (107-02-8)	X			<5.00						1	µg/l				
2V. Acrylonitrile (107-13-1)	X			<5.00						1	µg/l				
3V. Benzene (71-43-2)	X			<1.00						1	µg/l				
4V. Bis (Chloromethyl) Ether (542-88-1)	X			Could not be	analyzed	due to high	volatility								
5V. Bromoform (75-25-2)	X			<1.00						1	µg/l				
6V. Carbon Tetrachloride (56-23-5)	X			<1.00						1	µg/l				
7V. Chlorobenzene (108-90-7)	X			<1.00						1	µg/l				
8V. Chlorodibromomethane (124-48-1)	X			<1.00						1	µg/l				
9V. Chloroethane (75-00-3)	X			<1.00						1	µg/l				
10V. 2-Chloroethylvinyl Ether (110-75-8)	X			<5.00						1	µg/l				
11V. Chloroform (67-66-3)	X			<1.00						1	µg/l				
12V. Dichlorobromomethane (75-27-4)	X			<1.00						1	µg/l				
13V. Dichlorodifluoromethane (75-71-8)	X			<1.00						1	µg/l				
14V. 1,1-Dichloroethane (75-34-3)	X			<1.00						1	µg/l				
15V. 1,2-Dichloroethane (107-06-2)	X			<1.00						1	µg/l				
16V. 1,1-Dichloroethylene (75-35-4)	X			<1.00						1	µg/l				
17V. 1,2-Dichloropropane (78-87-5)	X			<1.00						1	µg/l				
18V. 1,3-Dichloropropylene (542-75-6)	X			<2.00						1	µg/l				
19V. Ethylbenzene (100-41-4)	X			<1.00						1	µg/l				
20V. Methyl Bromide (74-83-9)	X			<1.00						1	µg/l				
21V. Methyl Chloride (74-87-3)	X			<1.00						1	µg/l				

CONTINUE ON REVERSE

EPA I.D. NUMBER *(copy from Item 1 of Form 1)*	OUTFALL NUMBER
	008

CONTINUED FROM PAGE 3 OF FORM 2-C

1. POLLUTANT AND CAS NUMBER *(if available)*	2. MARK 'X'			3. EFFLUENT							4. UNITS		5. INTAKE *(optional)*		
	a. TESTING REQUIRED	b. BELIEVED PRESENT	c. BELIEVED ABSENT	a. MAXIMUM DAILY VALUE		b. MAXIMUM 30 DAY VALUE *(if available)*		c. LONG TERM AVRG. VALUE *(if available)*		d. NO. OF ANALYSES	a. CONCENTRATION	b. MASS	a. LONG TERM AVERAGE VALUE		b. NO. OF ANALYSES
				(1) CONCENTRATION	(2) MASS	(1) CONCENTRATION	(2) MASS	(1) CONCENTRATION	(2) MASS				(1) CONCENTRATION	(2) MASS	
GC/MS FRACTION - VOLATILE COMPOUNDS *(continued)*															
22V. Methylene Chloride (75-09-2)	X			<2.00						1	µg/l				
23V. 1,1,2,2-Tetrachloroethane (79-34-5)	X			<1.00						1	µg/l				
24V. Tetrachloroethylene (127-18-4)	X			<1.00						1	µg/l				
25V. Toluene (108-88-3)	X			<1.00						1	µg/l				
26V. 1,2-Trans-Dichloroethylene (156-60-5)	X			<1.00						1	µg/l				
27V. 1,1,1-Trichloroethane (71-55-6)	X			<1.00						1	µg/l				
28V. 1,1,2-Trichloroethane (79-00-5)	X			<1.00						1	µg/l				
29V. Trichloro-ethylene (79-01-6)	X			<1.00						1	µg/l				
30V. Trichlorofluoromethane (75-69-4)	X			<1.00						1	µg/l				
31V. Vinyl Chloride (75-01-4)	X			<1.00						1	µg/l				
GC/MS FRACTION - ACID COMPOUNDS															
1A. 2-Chlorophenol (95-57-8)	X			<10.0						1	µg/l				
2A. 2,4-Dichlorophenol (120-83-2)	X			<10.0						1	µg/l				
3A. 2,4-Dimethylphenol (105-67-9)	X			<10.0						1	µg/l				
4A. 4,6-Dinitro-O-Cresol (534-52-1)	X			<10.0						1	µg/l				
5A. 2,4-Dinitrophenol (51-28-5)	X			<20.0						1	µg/l				
6A. 2-Nitrophenol (88-75-5)	X			<10.0						1	µg/l				
7A. 4-Nitrophenol (100-02-7)	X			<10.0						1	µg/l				
8A. P-Chloro-M-Cresol (59-50-7)	X			<10.0						1	µg/l				
9A. Pentachlorophenol (87-86-5)	X			<10.0						1	µg/l				
10A. Phenol (108-95-2)	X			<10.0						1	µg/l				
11A. 2,4,6-Trichlorophenol (88-06-2)	X			<10.0						1	µg/l				

 CONTINUE ON REVERSE

Outfall 008

1. POLLUTANT AND CAS NUMBER (if available)	2. MARK 'X'			3. EFFLUENT							4. UNITS		5. INTAKE (optional)		
	a. TESTING REQUIRED	b. BELIEVED PRESENT	c. BELIEVED ABSENT	a. MAXIMUM DAILY VALUE		b. MAXIMUM 30 DAY VALUE (if available)		c. LONG TERM AVRG. VALUE (if available)		d. NO. OF ANALYSES	a. CONCENTRATION	b. MASS	a. LONG TERM AVERAGE VALUE		b. NO. OF ANALYSES
				(1) CONCENTRATION	(2) MASS	(1) CONCENTRATION	(2) MASS	(1) CONCENTRATION	(2) MASS				(1) CONCENTRATION	(2) MASS	
GC/MS FRACTION - BASE/NEUTRAL COMPOUNDS															
1B. Acenaphthene (83-32-9)	X			<1.0						1	µg/l				
2B. Acenaphtylene (208-96-8)	X			<1.0						1	µg/l				
3B. Anthracene (120-12-7)	X			<1.0						1	µg/l				
4B. Benzidine (92-87-5)	X			<50.0						1	µg/l				
5B. Benzo *(a)* Anthracene (56-55-3)	X			<1.0						1	µg/l				
6B. Benzo *(a)* Pyrene (50-32-8)	X			<1.0						1	µg/l				
7B. 3,4-Benzo-fluoranthene (205-99-2)	X			<1.0						1	µg/l				
8B. Benzo *(ghi)* Perylene (191-24-2)	X			<1.0						1	µg/l				
9B. Benzo *(k)* Fluoranthene (207-08-9)	X			<1.0						1	µg/l				
10B. Bis *(2-Chloro-ethoxy)* Methane (111-91-1)	X			<10.0						1	µg/l				
11B. Bis *(2-Chloro-ethyl)* Ether (111-44-4)	X			<10.0						1	µg/l				
12B. Bis *(2-Chloroiso-propyl)* Ether (102-60-1)	X			<10.0						1	µg/l				
13B. Bis *(2-Ethyl-hexyl)* Phthalate (117-81-7)	X			<10.0						1	µg/l				
14B.4-Bromo-phenyl Phenyl Ether (101-55-3)	X			<10.0						1	µg/l				
15B. Butyl Benzyl Phthalate (85-68-7)	X			<10.0						1	µg/l				
16B. 2-Chloro-naphthalene (91-58-7)	X			<1.0						1	µg/l				
17B. 4-Chloro-phenyl Phenyl Ether (7005-72-3)	X			<10.0						1	µg/l				
18B. Chrysene (218-01-9)	X			<1.0						1	µg/l				
19B. Dibenzo (a, h) Anthracene (53-70-3)	X			<1.0						1	µg/l				
20B. 1,2-Dichloro-benzene (95-50-1)	X			<1.00						1	µg/l				
21B. 1,3-Dichloro-benzene (541-73-1)	X			<1.00						1	µg/l				

CONTINUE ON REVERSE

EPA I.D. NUMBER *(copy from Item 1 of Form 1)*	OUTFALL NUMBER
	008

CONTINUED FROM PAGE V-6

1. POLLUTANT AND CAS NUMBER *(if available)*	2. MARK 'X'			3. EFFLUENT							4. UNITS		5. INTAKE *(optional)*		
	a. TESTING REQUIRED	b. BELIEVED PRESENT	c. BELIEVED ABSENT	a. MAXIMUM DAILY VALUE		b. MAXIMUM 30 DAY VALUE *(if available)*		c. LONG TERM AVRG. VALUE *(if available)*		d. NO. OF ANALYSES	a. CONCENTRATION	b. MASS	a. LONG TERM AVERAGE VALUE		b. NO. OF ANALYSES
				(1) CONCENTRATION	(2) MASS	(1) CONCENTRATION	(2) MASS	(1) CONCENTRATION	(2) MASS				(1) CONCENTRATION	(2) MASS	
GC/MS FRACTION - BASE/NEUTRAL COMPOUNDS															
22B. 1,4-Dichlorobenzene (106-46-7)	X			<1.00						1	µg/l				
23B. 3,3-Dichlorobenzidine (91-94-1)	X			<10.0						1	µg/l				
24B. Diethyl Phthalate (84-66-2)	X			<10.0						1	µg/l				
25B. Dimethyl Phthalate (131-11-3)	X			<10.0						1	µg/l				
26B. Di-N-Butyl Phthalate (84-74-2)	X			<10.0						1	µg/l				
27B. 2,4-Dinitrotoluene (121-14-2)	X			<10.0						1	µg/l				
28B. 2,6-Dinitrotoluene (606-20-2)	X			<10.0						1	µg/l				
29B. Di-N-Octyl Phthalate (117-84-0)	X			<10.0						1	µg/l				
30B. 1,2-Diphenylhydraxine (*as Azobenzene*)(122-66-7)	X			<10.0						1	µg/l				
31B. Fluoranthene (206-44-0)	X			<1.0						1	µg/l				
32B. Fluorene (86-73-7)	X			<1.0						1	µg/l				
33B. Hexachlorobenzene (118-74-1)	X			<10.0						1	µg/l				
34B. Hexachlorobutadiene (87-68-3)	X			<10.0						1	µg/l				
35B. Hexachlorocyclopentadiene (77-47-4)	X			<10.0						1	µg/l				
36B. Hexachloroethane (67-72-1)	X			<10.0						1	µg/l				
37B. Indeno *(1,2,3-cd)* Pyrene (193-39-5)	X			<1.0						1	µg/l				
38B. Isophorone (78-59-1)	X			<10.0						1	µg/l				
39B. Naphthalene (91-20-3)	X			<1.0						1	µg/l				
40B. Nitrobenzene (98-95-3)	X			<10.0						1	µg/l				
41B. N-Nitrosodimethylamine (62-75-9)	X			<10.0						1	µg/l				
42B. N-Nitrosodi-N-Propylamine (621-64-7)	X			<10.0						1	µg/l				

 CONTINUE ON REVERSE

CONTINUED FROM THE FRONT

Outfall 008

1. POLLUTANT AND CAS NUMBER (if available)	2. MARK 'X'			3. EFFLUENT							4. UNITS		5. INTAKE (optional)		
	a. TESTING REQUIRED	b. BELIEVED PRESENT	c. BELIEVED ABSENT	a. MAXIMUM DAILY VALUE		b. MAXIMUM 30 DAY VALUE (if available)		c. LONG TERM AVRG. VALUE (if available)		d. NO. OF ANALYSES	a. CONCENTRATION	b. MASS	a. LONG TERM AVERAGE VALUE		b. NO. OF ANALYSES
				(1) CONCENTRATION	(2) MASS	(1) CONCENTRATION	(2) MASS	(1) CONCENTRATION	(2) MASS				(1) CONCENTRATION	(2) MASS	
GC/MS FRACTION - BASE/NEUTRAL COMPOUNDS															
43B. N-Nitrosodiphenylamine (86-30-6)	X			<10.0						1	µg/l				
44B. Phenanthrene (85-01-8)	X			<1.0						1	µg/l				
45B. Pyrene (129-00-0)	X			<1.0						1	µg/l				
46B. 1,2,4-Trichlorobenzene (120-82-1)	X			<1.00						1	µg/l				
GC/MS FRACTION - PESTICIDES															
1P. Aldrin (309-00-2)			X												
2P. α-BHC (319-84-6)			X												
3P. β-BHC (319-85-7)			X												
4P. γ-BHC (58-89-9)			X												
5P. δ-BHC (319-86-8)			X												
6P. Chlordane (57-74-9)			X												
7P. 4,4'- DDT (50-29-3)			X												
8P. 4,4'- DDE (72-55-9)			X												
9P. 4,4'- DDD (72-54-8)			X												
10P. Dieldrin (60-57-1)			X												
11P. α-Endosulfan (115-29-7)			X												
12P. β-Endosulfan (115-29-7)			X												
13P. Endosulfan Sulfate (1031-07-8)			X												
14P. Endrin (72-20-8)			X												
15P. Endrin Aldehyde (7421-93-4)			X												
16P. Heptachlor (76-44-8)			X												

CONTINUE ON REVERSE

EPA I.D. NUMBER *(copy from Item 1 of Form 1)*	OUTFALL NUMBER
	008

CONTINUED FROM PAGE V-8

1. POLLUTANT AND CAS NUMBER *(if available)*	2. MARK 'X'			3. EFFLUENT							4. UNITS		5. INTAKE *(optional)*		
	a. TESTING REQUIRED	b. BELIEVED PRESENT	c. BELIEVED ABSENT	a. MAXIMUM DAILY VALUE		b. MAXIMUM 30 DAY VALUE *(if available)*		c. LONG TERM AVRG. VALUE *(if available)*		d. NO OF ANALYSES	a. CONCENTRATION	b. MASS	a. LONG TERM AVERAGE VALUE		b. NO. OF ANALYSES
				(1) CONCENTRATION	(2) MASS	(1) CONCENTRATION	(2) MASS	(1) CONCENTRATION	(2) MASS				(1) CONCENTRATION	(2) MASS	
GC/MS FRACTION - PESTICIDES *(continued)*															
17P. Heptachlor Epoxide (1024-57-3)			X												
18P. PCB-1242 (53469-21-9)			X												
19P. PCB-1254 (11097-69-1)			X												
20P. PCB-1221 (11104-28-2)			X												
21P. PCB-1232 (11141-16-5)			X												
22P. PCB-1248 (12672-29-6)			X												
23P. PCB-1260 (11096-82-5)			X												
24P. PCB-1016 (12674-11-2)			X												
25P. Toxaphene (8001-35-2)			X												

PLEASE PRINT OR TYPE IN THE UNSHADED AREAS ONLY. You may report some or all of this information on separate sheets *(use the same format)* instead of completing these pages. SEE INSTRUCTIONS.

EPA I.D. NUMBER *(copy from Item I of Form 1)*

V. INTAKE AND EFFLUENT CHARACTERISTICS *(continued from page 3 of Form 2-C)*

OUTFALL NO. 012

PART A - You must provide the results of at least one analysis for every pollutant in this table. Complete one table for each outfall. See instructions for additional details.

1. POLLUTANT	EFFLUENT a. MAXIMUM DAILY VALUE (1) CONCENTRATION	(2) MASS	b. MAXIMUM 30 DAY VALUE (if available) (1) CONCENTRATION	(2) MASS	b. LONG TERM AVRG. VALUE (if available) (1) CONCENTRATION	(2) MASS	d. NO. OF ANALYSES	3. UNITS *(specify if blank)* a. CONCEN-TRATION	b. MASS	4. INTAKE *(optional)* a. LONG TERM AVERAGE VALUE (1) CONCENTRATION	(2) MASS	d. NO. OF ANALYSES
a. Biochemical Oxygen Demand *(BOD)*	<4.00						1	mg/l				
b. Chemical Oxygen Demand *(COD)*	<20.0						1	mg/l				
c. Total Organic Carbon *(TOC)*	2.47						1	mg/l				
d. Total Suspended Solids *(TSS)*	8.78				1.5		12	mg/l				
e. Ammonia *(as N)*	<0.050						1	mg/l				
f. Flow	VALUE 0.045600		VALUE		VALUE 0.025575		12	MGD		VALUE		
g. Temperature *(winter)*	VALUE 16.4		VALUE		VALUE		1	°C		VALUE		
h. Temperature *(summer)*	VALUE N/A		VALUE		VALUE			°C		VALUE		
i. pH	MINIMUM 7.0	MAXIMUM 8.0	MINIMUM	MAXIMUM			12	STANDARD UNITS				

PART B- Mark "X" in column 2-a for each pollutant you know or have reason to believe is present. Mark "X" in column 2-b for each pollutant you believe to be absent. If you mark column 2a for any pollutant which is limited either directly, or indirectly but expressly, in an effluent limitations guideline, you must provide the results of at least one analysis for that pollutant. For other pollutants for which you mark column 2a, you must provide quantitative data or an explanation of their presence in your discharge. Complete one table for each outfall. See the instructios for additional details and requirements.

1. POLLUTANT AND CAS NO. *(if available)*	2. MARK 'X' a. BELIEVED PRESENT	b. BELIEVED ABSENT	3. EFFLUENT a. MAXIMUM DAILY VALUE (1) CONCENTRATION	(2) MASS	b. MAXIMUM 30 DAY VALUE *(if available)* (1) CONCENTRATION	(2) MASS	c. LONG TERM AVRG. VALUE *(if available)* (1) CONCENTRATION	(2) MASS	d.NO. OF ANAL-YSES	4. UNITS a. CONCEN-TRATION	b. MASS	5. INTAKE a. LONG TERM AVERAGE VALUE (1) CONCENTRATION	(2) MASS	b.NO. OF ANAL-YSES
a. Bromide (24959-67-9)		X	<0.200						1	mg/l				
b. Chlorine Total Residual		X												
c. Color	X		10.0						1	PCU				
d. Fecal Coliform		X												
e. Fluoride (16984-48-8)	X		0.297						1	mg/l				
f. Nitrate - Nitrite *(as N)*	X		0.61						1	mg/l				

ITEM V-B CONTINUED FROM FRONT

Outfall 012

1. POLLUTANT AND CAS NO. (if available)	2. MARK 'X' a. BELIEVED PRESENT	2. MARK 'X' b. BELIEVED ABSENT	3. EFFLUENT a. MAXIMUM DAILY VALUE (1) CONCENTRATION	a. MAXIMUM DAILY VALUE (2) MASS	b. MAXIMUM 30 DAY VALUE (if available) (1) CONCENTRATION	b. MAXIMUM 30 DAY VALUE (if available) (2) MASS	c. LONG TERM AVRG. VALUE (if available) (1) CONCENTRATION	c. LONG TERM AVRG. VALUE (if available) (2) MASS	d. NO. OF ANAL-YSES	4. UNITS a. CONCEN-TRATION	4. UNITS b. MASS	5. INTAKE a. LONG TERM AVERAGE VALUE (1) CONCENTRATION	5. INTAKE a. LONG TERM AVERAGE VALUE (2) MASS	5. INTAKE b. NO. OF ANAL-YSES
g. Nitrogen, Total Organic (as N)	X		0.11						1	mg/l				
h. Oil and Grease	X		<5.00						1	mg/l				
i. Phosphorus (as P) Total (7723-14-0)		X	<0.050						1	mg/l				
j. Radioactivity														
(1) Alpha, Total		X	<5.00						1	pci/l				
(2) Beta, Total	X		<5.00						1	pci/l				
(3) Radium, Total		X	<1.00						1	pci/l				
(4) Radium 226, Total		X	<1.00						1	pci/l				
k. Sulfate (as SO4) (14808-79-8)	X		20.9						1	mg/l				
k. Sulfide (as S)		X	<0.050						1	mg/l				
m. Sulfite (as SO3) (14265-45-3)		X	<2.00						1	mg/l				
n. Surfactants		X	<5.00						1	mg/l				
o. Aluminum, Total (7429-90-5)		X	<15.0						1	µg/l				
p. Barium, Total (7440-39-3)	X		27.4						1	µg/l				
q. Boron, Total (7440-42-8)		X	57.4						1	µg/l				
r. Cobalt, Total (7440-48-4)		X	<1.0						1	µg/l				
s. Iron, Total (7439-89-6)		X	<20.0						1	µg/l				
t. Magnesium, Total (7439-95-4)	X		3800						1	µg/l				
u. Molybdenum, Total (7439-98-7)		X	1.62						1	µg/l				
v. Manganese, Total (7439-96-5)		X	<5.0						1	µg/l				
w. Tin, Total (7440-31-5)		X	<5.0						1	µg/l				
x. Titanium, Total (7440-32-6)		X	<10.0						1	µg/l				

CONTINUE ON REVERSE

EPA I.D. NUMBER *(copy from Item 1 of Form 1)*	OUTFALL NUMBER
	012

CONTINUED FROM PAGE 3 OF FORM 2-C

PART C - If you are a primary industry and this outfall contains process wastewater, refer to Table 2c-2 in the instructions to determine which of the GC/MS fractions you must test for. Mark "X" in column 2-a for all such GC/MS fractions that apply to your industry and for ALL toxic metals, cyanides, and total phenols. If you are not required to mark column 2-a *(secondary industries, nonprocess wastewater outfalls, and nonrequired GC/MS fractions)* mark "X" in column 2-b for each pollutant you know or have reason to believe is present. Mark "X" in colun 2-c for each pollutant you believe is absent. If you mark column 2a for any pollutant, you must provide the results of at least one analysis for that pollutant. If you mark column 2b for any pollutant, you must provide the results of at least one analysis for that pollutant if you know or have reason to believe it will be discharged in concentrations of 10 ppb or greater. If you mark column 2b for acrolein, acrylonitrile, 2.4 dinitrophenol, or 2-methyl-4, 6 dinitrophenol, you must provide the results of at least one analysis for each of these pollutants which you know or have reason to believe that you discharge in concentrations of 100 ppb or greater. Otherwise, for pollutants for which you mark column 2b, you must either submit at least one analysis or briefly describe the reasons the pollutant is expected to be discharged. Note that there are 7 pages to this part, please review each carefully. Complete one table *(all 7 pages)* for each outfall. See instructions for additional details and requirements.

1. POLLUTANT AND CAS NUMBER *(if available)*	2. MARK 'X'			3. EFFLUENT							4. UNITS		5. INTAKE *(optional)*		
	a. TESTING REQUIRED	b. BELIEVED PRESENT	c. BELIEVED ABSENT	a. MAXIMUM DAILY VALUE		b. MAXIMUM 30 DAY AVRG. VALUE *(if available)*		c. LONG TERM AVRG. VALUE *(if available)*		d. NO. OF ANALYSES	a. CONCENTRATION	b. MASS	a. LONG TERM AVERAGE VALUE		b. NO. OF ANALYSES
				(1) CONCENTRATION	(2) MASS	(1) CONCENTRATION	(2) MASS	(1) CONCENTRATION	(2) MASS				(1) CONCENTRATION	(2) MASS	
METALS, CYANIDE, AND TOTAL PHENOLS															
1M. Antimony, Total (7440-36-0)	X			<2.00						1	µg/l				
2M. Arsenic, Total (7440-38-2)	X			<3.00						1	µg/l				
3M. Beryllium, Total (7440-41-7)	X			<0.200						1	µg/l				
4M. Cadmium, Total (7440-43-9)	X			0.12						1	µg/l				
5M. Chromium, Total (7440-47-3)	X			<3.00						1	µg/l				
6M. Copper, Total (7440-50-8)	X			1.91						1	µg/l				
7M. Lead, Total (7439-92-1)	X			<2.00						1	µg/l				
8M. Mercury, Total (7439-97-6)	X			<0.200						1	µg/l				
9M. Nickel, Total (7440-02-0)	X			<2.00						1	µg/l				
10M. Selenium, Total (7782-49-2)	X			<5.00						1	µg/l				
11M. Silver, Total (7440-22-4)	X			<1.00						1	µg/l				
12M. Thallium, Total (7440-28-0)	X			<0.500						1	µg/l				
13M. Zinc, Total (7440-66-6)	X			215						1	µg/l				
14M. Cyanide, Total (57-12-5)	X			<5.00						1	µg/l				
15M. Phenols, Total	X			<5.00						1	µg/l				
DIOXIN															
2,3,7,8-Tetrachlorodibenzo-P-Dioxin (1764-01-6)	X			DESCRIBE RESULTS None Detected											

CONTINUE ON REVERSE

CONTINUED FROM PAGE 3 OF FORM 2-C

Outfall 012

1. POLLUTANT AND CAS NUMBER (if available)	2. MARK 'X'			3. EFFLUENT							4. UNITS		5. INTAKE (optional)		
	a. TESTING REQUIRED	b. BELIEVED PRESENT	c. BELIEVED ABSENT	a. MAXIMUM DAILY VALUE		b. MAXIMUM 30 DAY VALUE (if available)		c. LONG TERM AVRG. VALUE (if available)		d. NO. OF ANALYSES	a. CONCENTRATION	b. MASS	a. LONG TERM AVERAGE VALUE		b. NO. OF ANALYSES
				(1) CONCENTRATION	(2) MASS	(1) CONCENTRATION	(2) MASS	(1) CONCENTRATION	(2) MASS				(1) CONCENTRATION	(2) MASS	
GC/MS FRACTION - VOLATILE COMPOUNDS															
1V. Acrolein (107-02-8)	X			<5.00						1	µg/l				
2V. Acrylonitrile (107-13-1)	X			<5.00						1	µg/l				
3V. Benzene (71-43-2)	X			<1.00						1	µg/l				
4V. Bis *(Chloromethyl)* Ether (542-88-1)	X			Could not be	analyzed	due to high	volatility								
5V. Bromoform (75-25-2)	X			<1.00						1	µg/l				
6V. Carbon Tetrachloride (56-23-5)	X			<1.00						1	µg/l				
7V. Chlorobenzene (108-90-7)	X			<1.00						1	µg/l				
8V. Chlorodibromomethane (124-48-1)	X			<1.00						1	µg/l				
9V. Chloroethane (75-00-3)	X			<1.00						1	µg/l				
10V. 2-Chloroethylvinyl Ether (110-75-8)	X			<5.00						1	µg/l				
11V. Chloroform (67-66-3)	X			<1.00						1	µg/l				
12V. Dichlorobromomethane (75-27-4)	X			<1.00						1	µg/l				
13V. Dichlorodifluoromethane (75-71-8)	X			<1.00						1	µg/l				
14V. 1,1-Dichloroethane (75-34-3)	X			<1.00						1	µg/l				
15V. 1,2-Dichloroethane (107-06-2)	X			<1.00						1	µg/l				
16V. 1,1-Dichloroethylene (75-35-4)	X			<1.00						1	µg/l				
17V. 1,2-Dichloropropane (78-87-5)	X			<1.00						1	µg/l				
18V. 1,3-Dichloropropylene (542-75-6)	X			<2.00						1	µg/l				
19V. Ethylbenzene (100-41-4)	X			<1.00						1	µg/l				
20V. Methyl Bromide (74-83-9)	X			<1.00						1	µg/l				
21V. Methyl Chloride (74-87-3)	X			<1.00						1	µg/l				

CONTINUE ON REVERSE

EPA I.D. NUMBER *(copy from Item 1 of Form 1)*	OUTFALL NUMBER
	012

CONTINUED FROM PAGE 3 OF FORM 2-C

1. POLLUTANT AND CAS NUMBER *(if available)*	2. MARK 'X'			3. EFFLUENT							4. UNITS		5. INTAKE *(optional)*		
	a. TESTING REQUIRED	b. BELIEVED PRESENT	c. BELIEVED ABSENT	a. MAXIMUM DAILY VALUE		b. MAXIMUM 30 DAY VALUE *(if available)*		c. LONG TERM AVRG. VALUE *(if available)*		d. NO. OF ANALYSES	a. CONCENTRATION	b. MASS	a. LONG TERM AVERAGE VALUE		b. NO. OF ANALYSES
				(1) CONCENTRATION	(2) MASS	(1) CONCENTRATION	(2) MASS	(1) CONCENTRATION	(2) MASS				(1) CONCENTRATION	(2) MASS	
GC/MS FRACTION - VOLATILE COMPOUNDS *(continued)*															
22V. Methylene Chloride (75-09-2)	X			<2.00						1	µg/l				
23V. 1,1,2,2-Tetrachloroethane (79-34-5)	X			<1.00						1	µg/l				
24V. Tetrachloroethylene (127-18-4)	X			<1.00						1	µg/l				
25V. Toluene (108-88-3)	X			<1.00						1	µg/l				
26V. 1,2-Trans-Dichloroethylene (156-60-5)	X			<1.00						1	µg/l				
27V. 1,1,1-Trichloroethane (71-55-6)	X			<1.00						1	µg/l				
28V. 1,1,2-Trichloroethane (79-00-5)	X			<1.00						1	µg/l				
29V. Trichloro-ethylene (79-01-6)	X			<1.00						1	µg/l				
30V. Trichlorofluoromethane (75-69-4)	X			<1.00						1	µg/l				
31V. Vinyl Chloride (75-01-4)	X			<1.00						1	µg/l				
GC/MS FRACTION - ACID COMPOUNDS															
1A. 2-Chlorophenol (95-57-8)	X			<9.80						1	µg/l				
2A. 2,4-Dichlorophenol (120-83-2)	X			<9.80						1	µg/l				
3A. 2,4-Dimethylphenol (105-67-9)	X			<9.80						1	µg/l				
4A. 4,6-Dinitro-O-Cresol (534-52-1)	X			<9.80						1	µg/l				
5A. 2,4-Dinitrophenol (51-28-5)	X			<19.6						1	µg/l				
6A. 2-Nitrophenol (88-75-5)	X			<9.80						1	µg/l				
7A. 4-Nitrophenol (100-02-7)	X			<9.80						1	µg/l				
8A. P-Chloro-M-Cresol (59-50-7)	X			<9.80						1	µg/l				
9A. Pentachlorophenol (87-86-5)	X			<9.80						1	µg/l				
10A. Phenol (108-95-2)	X			<9.80						1	µg/l				
11A. 2,4,6-Trichlorophenol (88-06-2)	X			<9.80						1	µg/l				

CONTINUE ON REVERSE

1. POLLUTANT AND CAS NUMBER (if available)	2. MARK 'X'			3. EFFLUENT							4. UNITS		5. INTAKE (optional)		
	a. TESTING REQUIRED	b. BELIEVED PRESENT	c. BELIEVED ABSENT	a. MAXIMUM DAILY VALUE		b. MAXIMUM 30 DAY VALUE (if available)		c. LONG TERM AVRG. VALUE (if available)		d. NO. OF ANALYSES	a. CONCENTRATION	b. MASS	a. LONG TERM AVERAGE VALUE		b. NO. OF ANALYSES
				(1) CONCENTRATION	(2) MASS	(1) CONCENTRATION	(2) MASS	(1) CONCENTRATION	(2) MASS				(1) CONCENTRATION	(2) MASS	
GC/MS FRACTION - BASE/NEUTRAL COMPOUNDS															
1B. Acenaphthene (83-32-9)	X			<0.980						1	µg/l				
2B. Acenaphtylene (208-96-8)	X			<0.980						1	µg/l				
3B. Anthracene (120-12-7)	X			<0.980						1	µg/l				
4B. Benzidine (92-87-5)	X			<49.0						1	µg/l				
5B. Benzo *(a)* Anthracene (56-55-3)	X			<0.980						1	µg/l				
6B. Benzo *(a)* Pyrene (50-32-8)	X			<0.980						1	µg/l				
7B. 3,4-Benzo-fluoranthene (205-99-2)	X			<0.980						1	µg/l				
8B. Benzo *(ghi)* Perylene (191-24-2)	X			<0.980						1	µg/l				
9B. Benzo *(k)* Fluoranthene (207-08-9)	X			<0.980						1	µg/l				
10B. Bis *(2-Chloro-ethoxy)* Methane (111-91-1)	X			<9.80						1	µg/l				
11B. Bis *(2-Chloro-ethyl)* Ether (111-44-4)	X			<9.80						1	µg/l				
12B. Bis *(2-Chloroiso-propyl)* Ether (102-60-1)	X			<9.80						1	µg/l				
13B. Bis *(2-Ethyl-hexyl)* Phthalate (117-81-7)	X			<9.80						1	µg/l				
14B. 4-Bromo-phenyl Phenyl Ether (101-55-3)	X			<9.80						1	µg/l				
15B. Butyl Benzyl Phthalate (85-68-7)	X			<9.80						1	µg/l				
16B. 2-Chloro-naphthalene (91-58-7)	X			<0.980						1	µg/l				
17B. 4-Chloro-phenyl Phenyl Ether (7005-72-3)	X			<9.80						1	µg/l				
18B. Chrysene (218-01-9)	X			<0.980						1	µg/l				
19B. Dibenzo (a, h) Anthracene (53-70-3)	X			<0.980						1	µg/l				
20B. 1,2-Dichloro-benzene (95-50-1)	X			<1.00						1	µg/l				
21B. 1,3-Dichloro-benzene (541-73-1)	X			<1.00						1	µg/l				

CONTINUE ON REVERSE

EPA I.D. NUMBER *(copy from Item 1 of Form 1)*	OUTFALL NUMBER
	012

CONTINUED FROM PAGE V-6

1. POLLUTANT AND CAS NUMBER *(if available)*	2. MARK 'X'			3. EFFLUENT							4. UNITS		5. INTAKE *(optional)*		
	a. TESTING REQUIRED	b. BELIEVED PRESENT	c. BELIEVED ABSENT	a. MAXIMUM DAILY VALUE		b. MAXIMUM 30 DAY VALUE *(if available)*		c. LONG TERM AVRG. VALUE *(if available)*		d. NO. OF ANALYSES	a. CONCENTRATION	b. MASS	a. LONG TERM AVERAGE VALUE		b. NO. OF ANALYSES
				(1) CONCENTRATION	(2) MASS	(1) CONCENTRATION	(2) MASS	(1) CONCENTRATION	(2) MASS				(1) CONCENTRATION	(2) MASS	
GC/MS FRACTION - BASE/NEUTRAL COMPOUNDS															
22B. 1,4-Dichlorobenzene (106-46-7)	X			<1.00						1	µg/l				
23B. 3,3-Dichlorobenzidine (91-94-1)	X			<9.80						1	µg/l				
24B. Diethyl Phthalate (84-66-2)	X			<9.80						1	µg/l				
25B. Dimethyl Phthalate (131-11-3)	X			<9.80						1	µg/l				
26B. Di-N-Butyl Phthalate (84-74-2)	X			<9.80						1	µg/l				
27B. 2,4-Dinitrotoluene (121-14-2)	X			<9.80						1	µg/l				
28B. 2,6-Dinitrotoluene (606-20-2)	X			<9.80						1	µg/l				
29B. Di-N-Octyl Phthalate (117-84-0)	X			<9.80						1	µg/l				
30B. 1,2-Diphenylhydraxine (*as Azobenzene*)(122-66-7)	X			<9.80						1	µg/l				
31B. Fluoranthene (206-44-0)	X			<0.980						1	µg/l				
32B. Fluorene (86-73-7)	X			<0.980						1	µg/l				
33B. Hexachlorobenzene (118-74-1)	X			<9.80						1	µg/l				
34B. Hexachlorobutadiene (87-68-3)	X			<9.80						1	µg/l				
35B. Hexachlorocyclopentadiene (77-47-4)	X			<9.80						1	µg/l				
36B. Hexachloroethane (67-72-1)	X			<9.80						1	µg/l				
37B. Indeno *(1,2,3-cd)* Pyrene (193-39-5)	X			<0.980						1	µg/l				
38B. Isophorone (78-59-1)	X			<9.80						1	µg/l				
39B. Naphthalene (91-20-3)	X			<0.980						1	µg/l				
40B. Nitrobenzene (98-95-3)	X			<9.80						1	µg/l				
41B. N-Nitrosodimethylamine (62-75-9)	X			<9.80						1	µg/l				
42B. N-Nitrosodi-N-Propylamine (621-64-7)	X			<9.80						1	µg/l				

CONTINUE ON REVERSE

CONTINUED FROM THE FRONT

Outfall 012

1. POLLUTANT AND CAS NUMBER (if available)	2. MARK 'X'			3. EFFLUENT							4. UNITS		5. INTAKE (optional)		
	a. TESTING REQUIRED	b. BELIEVED PRESENT	c. BELIEVED ABSENT	a. MAXIMUM DAILY VALUE		b. MAXIMUM 30 DAY VALUE (if available)		c. LONG TERM AVRG. VALUE (if available)		d. NO. OF ANALYSES	a. CONCENTRATION	b. MASS	a. LONG TERM AVERAGE VALUE		b. NO. OF ANALYSES
				(1) CONCENTRATION	(2) MASS	(1) CONCENTRATION	(2) MASS	(1) CONCENTRATION	(2) MASS				(1) CONCENTRATION	(2) MASS	
GC/MS FRACTION - BASE/NEUTRAL COMPOUNDS															
43B. N-Nitrosodiphenylamine (86-30-6)	X			<9.80						1	µg/l				
44B. Phenanthrene (85-01-8)	X			<0.980						1	µg/l				
45B. Pyrene (129-00-0)	X			<0.980						1	µg/l				
46B. 1,2,4-Trichlorobenzene (120-82-1)	X			<1.00						1	µg/l				
GC/MS FRACTION - PESTICIDES															
1P. Aldrin (309-00-2)			X												
2P. α-BHC (319-84-6)			X												
3P. β-BHC (319-85-7)			X												
4P. γ-BHC (58-89-9)			X												
5P. δ-BHC (319-86-8)			X												
6P. Chlordane (57-74-9)			X												
7P. 4,4'- DDT (50-29-3)			X												
8P. 4,4'- DDE (72-55-9)			X												
9P. 4,4'- DDD (72-54-8)			X												
10P. Dieldrin (60-57-1)			X												
11P. α-Endosulfan (115-29-7)			X												
12P. β-Endosulfan (115-29-7)			X												
13P. Endosulfan Sulfate (1031-07-8)			X												
14P. Endrin (72-20-8)			X												
15P. Endrin Aldehyde (7421-93-4)			X												
16P. Heptachlor (76-44-8)			X												

CONTINUE ON REVERSE

EPA I.D. NUMBER *(copy from Item 1 of Form 1)*	OUTFALL NUMBER
	012

CONTINUED FROM PAGE V-8

1. POLLUTANT AND CAS NUMBER *(if available)*	2. MARK 'X'			3. EFFLUENT							4. UNITS		5. INTAKE *(optional)*		
	a. TESTING REQUIRED	b. BELIEVED PRESENT	c. BELIEVED ABSENT	a. MAXIMUM DAILY VALUE		b. MAXIMUM 30 DAY VALUE *(if available)*		c. LONG TERM AVRG. VALUE *(if available)*		d. NO. OF ANALYSES	a. CONCENTRATION	b. MASS	a. LONG TERM AVERAGE VALUE		b. NO. OF ANALYSES
				(1) CONCENTRATION	(2) MASS	(1) CONCENTRATION	(2) MASS	(1) CONCENTRATION	(2) MASS				(1) CONCENTRATION	(2) MASS	
GC/MS FRACTION - PESTICIDES *(continued)*															
17P. Heptachlor Epoxide (1024-57-3)			X												
18P. PCB-1242 (53469-21-9)			X												
19P. PCB-1254 (11097-69-1)			X												
20P. PCB-1221 (11104-28-2)			X												
21P. PCB-1232 (11141-16-5)			X												
22P. PCB-1248 (12672-29-6)			X												
23P. PCB-1260 (11096-82-5)			X												
24P. PCB-1016 (12674-11-2)			X												
25P. Toxaphene (8001-35-2)			X												

PLEASE PRINT OR TYPE IN THE UNSHADED AREAS ONLY. You may report some or all of this information on separate sheets *(use the same format)* instead of completing these pages. SEE INSTRUCTIONS.

EPA I.D. NUMBER *(copy from Item I of Form 1)*

V. INTAKE AND EFFLUENT CHARACTERISTICS *(continued from page 3 of Form 2-C)*

OUTFALL NO. 013

PART A - You must provide the results of at least one analysis for every pollutant in this table. Complete one table for each outfall. See instructions for additional details.

1. POLLUTANT	EFFLUENT a. MAXIMUM DAILY VALUE (1) CONCENTRATION	a. MAXIMUM DAILY VALUE (2) MASS	b. MAXIMUM 30 DAY VALUE (if available) (1) CONCENTRATION	b. MAXIMUM 30 DAY VALUE (if available) (2) MASS	b. LONG TERM AVRG. VALUE (if available) (1) CONCENTRATION	b. LONG TERM AVRG. VALUE (if available) (2) MASS	d. NO. OF ANALYSES	3. UNITS *(specify if blank)* a. CONCENTRATION	3. UNITS b. MASS	4. INTAKE *(optional)* a. LONG TERM AVERAGE VALUE (1) CONCENTRATION	4. INTAKE a. LONG TERM AVERAGE VALUE (2) MASS	4. INTAKE d. NO. OF ANALYSES
a. Biochemical Oxygen Demand *(BOD)*	<4.00						1	mg/l				
b. Chemical Oxygen Demand *(COD)*	<20.0						1	mg/l				
c. Total Organic Carbon *(TOC)*	1.97						1	mg/l				
d. Total Suspended Solids *(TSS)*	2.00				1.05		2	mg/l				
e. Ammonia *(as N)*	<0.050						1	mg/l				
f. Flow	VALUE 0.000500		VALUE		VALUE 0.000500		2	MGD		VALUE		
g. Temperature *(winter)*	VALUE 13.5		VALUE		VALUE		1	°C		VALUE		
h. Temperature *(summer)*	VALUE N/A		VALUE		VALUE			°C		VALUE		
i. pH	MINIMUM 7.08	MAXIMUM 7.32	MINIMUM	MAXIMUM			2	STANDARD UNITS				

PART B- Mark "X" in column 2-a for each pollutant you know or have reason to believe is present. Mark "X" in column 2-b for each pollutant you believe to be absent. If you mark column 2a for any pollutant which is limited either directly, or indirectly but expressly, in an effluent limitations guideline, you must provide the results of at least one analysis for that pollutant. For other pollutants for which you mark column 2a, you must provide quantitative data or an explanation of their presence in your discharge. Complete one table for each outfall. See the instructios for additional details and requirements.

1. POLLUTANT AND CAS NO. *(if available)*	2. MARK 'X' a. BELIEVED PRESENT	2. MARK 'X' b. BELIEVED ABSENT	3. EFFLUENT a. MAXIMUM DAILY VALUE (1) CONCENTRATION	a. MAXIMUM DAILY VALUE (2) MASS	b. MAXIMUM 30 DAY VALUE *(if available)* (1) CONCENTRATION	b. MAXIMUM 30 DAY VALUE (2) MASS	c. LONG TERM AVRG. VALUE *(if available)* (1) CONCENTRATION	c. LONG TERM AVRG. VALUE (2) MASS	d. NO. OF ANALYSES	4. UNITS a. CONCENTRATION	4. UNITS b. MASS	5. INTAKE a. LONG TERM AVERAGE VALUE (1) CONCENTRATION	5. INTAKE a. LONG TERM AVERAGE VALUE (2) MASS	5. INTAKE b. NO. OF ANALYSES
a. Bromide (24959-67-9)		X	<0.200						1	mg/l				
b. Chlorine Total Residual		X												
c. Color	X		10.0						1	PCU				
d. Fecal Coliform		X												
e. Fluoride (16984-48-8)	X		0.166						1	mg/l				
f. Nitrate - Nitrite *(as N)*	X		0.41						1	mg/l				

CONTINUE ON REVERSE

ITEM V-B CONTINUED FROM FRONT

Outfall 013

1. POLLUTANT AND CAS NO. (if available)	2. MARK 'X' a. BELIEVED PRESENT	2. MARK 'X' b. BELIEVED ABSENT	3. EFFLUENT a. MAXIMUM DAILY VALUE (1) CONCENTRATION	a. MAXIMUM DAILY VALUE (2) MASS	b. MAXIMUM 30 DAY VALUE (if available) (1) CONCENTRATION	b. MAXIMUM 30 DAY VALUE (if available) (2) MASS	c. LONG TERM AVRG. VALUE (if available) (1) CONCENTRATION	c. LONG TERM AVRG. VALUE (if available) (2) MASS	d. NO. OF ANAL-YSES	4. UNITS a. CONCEN-TRATION	4. UNITS b. MASS	5. INTAKE a. LONG TERM AVERAGE VALUE (1) CONCENTRATION	5. INTAKE a. LONG TERM AVERAGE VALUE (2) MASS	5. INTAKE b. NO. OF ANAL-YSES
g. Nitrogen, Total Organic (as N)	X		0.15						1	mg/l				
h. Oil and Grease		X	5.00						1	mg/l				
i. Phosphorus (as P) Total (7723-14-0)	X		<0.050						1	mg/l				
j. Radioactivity														
(1) Alpha, Total		X	<5.00						1	pci/l				
(2) Beta, Total		X	<5.00						1	pci/l				
(3) Radium, Total		X	<1.00						1	pci/l				
(4) Radium 226, Total		X	<1.00						1	pci/l				
k. Sulfate (as SO4) (14808-79-8)	X		8.33						1	mg/l				
k. Sulfide (as S)		X	<0.050						1	mg/l				
m. Sulfite (as SO3) (14265-45-3)		X	2.00						1	mg/l				
n. Surfactants		X	<0.500						1	mg/l				
o. Aluminum, Total (7429-90-5)		X	<15.0						1	µg/l				
p. Barium, Total (7440-39-3)	X		16						1	µg/l				
q. Boron, Total (7440-42-8)		X	38.9						1	µg/l				
r. Cobalt, Total (7440-48-4)		X	<1.0						1	µg/l				
s. Iron, Total (7439-89-6)	X		155						1	µg/l				
t. Magnesium, Total (7439-95-4)	X		2000						1	µg/l				
u. Molybdenum, Total (7439-98-7)		X	0.73						1	µg/l				
v. Manganese, Total (7439-96-5)	X		8.09						1	µg/l				
w. Tin, Total (7440-31-5)		X	<5.00						1	µg/l				
x. Titanium, Total (7440-32-6)		X	<10.0						1	µg/l				

CONTINUE ON REVERSE

EPA I.D. NUMBER *(copy from Item 1 of Form 1)*	OUTFALL NUMBER
	013

CONTINUED FROM PAGE 3 OF FORM 2-C

PART C - If you are a primary industry and this outfall contains process wastewater, refer to Table 2c-2 in the instructions to determine which of the GC/MS fractions you must test for. Mark "X" in column 2-a for all such GC/MS fractions that apply to your industry and for ALL toxic metals, cyanides, and total phenols. If you are not required to mark column 2-a *(secondary industries, nonprocess wastewater outfalls, and nonrequired GC/MS fractions)* mark "X" in column 2-b for each pollutant you know or have reason to believe is present. Mark "X" in colun 2-c for each pollutant you believe is absent. If you mark column 2a for any pollutant, you must provide the results of at least one analysis for that pollutant. If you mark column 2b for any pollutant, you must provide the results of at least one analysis for that pollutant if you know or have reason to believe it will be discharged in concentrations of 10 ppb or greater. If you mark column 2b for acrolein, acrylonitrile, 2,4 dinitrophenol, or 2-methyl-4, 6 dinitrophenol, you must provide the results of at least one analysis for each of these pollutants which you know or have reason to believe that you discharge in concentrations of 100 ppb or greater. Otherwise, for pollutants for which you mark column 2b, you must either submit at least one analysis or briefly describe the reasons the pollutant is expected to be discharged. Note that there are 7 pages to this part, please review each carefully. Complete one table *(all 7 pages)* for each outfall. See instructions for additional details and requirements.

1. POLLUTANT AND CAS NUMBER *(if available)*	2. MARK 'X'			3. EFFLUENT							4. UNITS		5. INTAKE *(optional)*		
	a. TESTING REQUIRED	b. BELIEVED PRESENT	c. BELIEVED ABSENT	a. MAXIMUM DAILY VALUE		b. MAXIMUM 30 DAY AVRG. VALUE *(if available)*		c. LONG TERM AVRG. VALUE *(if available)*		d. NO. OF ANALYSES	a. CONCENTRATION	b. MASS	a. LONG TERM AVERAGE VALUE		b. NO. OF ANALYSES
				(1) CONCENTRATION	(2) MASS	(1) CONCENTRATION	(2) MASS	(1) CONCENTRATION	(2) MASS				(1) CONCENTRATION	(2) MASS	
METALS, CYANIDE, AND TOTAL PHENOLS															
1M. Antimony, Total (7440-36-0)	X			<2.0						1	µg/l				
2M. Arsenic, Total (7440-38-2)	X			<3.0						1	µg/l				
3M. Beryllium, Total (7440-41-7)	X			<0.200						1	µg/l				
4M. Cadmium, Total (7440-43-9)	X			0.12						1	µg/l				
5M. Chromium, Total (7440-47-3)	X			<3.0						1	µg/l				
6M. Copper, Total (7440-50-8)	X			3.18						1	µg/l				
7M. Lead, Total (7439-92-1)	X			<2.0						1	µg/l				
8M. Mercury, Total (7439-97-6)	X			<0.200						1	µg/l				
9M. Nickel, Total (7440-02-0)	X			<2.0						1	µg/l				
10M. Selenium, Total (7782-49-2)	X			<5.00						1	µg/l				
11M. Silver, Total (7440-22-4)	X			<1.00						1	µg/l				
12M. Thallium, Total (7440-28-0)	X			<0.500						1	µg/l				
13M. Zinc, Total (7440-66-6)	X			61.5						1	µg/l				
14M. Cyanide, Total (57-12-5)	X			<5.00						1	µg/l				
15M. Phenols, Total	X			<5.00						1	µg/l				
DIOXIN															
2,3,7,8-Tetrachlorodibenzo-P-Dioxin (1764-01-6)	X			DESCRIBE RESULTS None Detected											

CONTINUE ON REVERSE

CONTINUED FROM PAGE 3 OF FORM 2-C

Outfall 013

1. POLLUTANT AND CAS NUMBER (if available)	2. MARK 'X'			3. EFFLUENT							4. UNITS		5. INTAKE (optional)		
	a. TESTING REQUIRED	b. BELIEVED PRESENT	c. BELIEVED ABSENT	a. MAXIMUM DAILY VALUE		b. MAXIMUM 30 DAY VALUE (if available)		c. LONG TERM AVRG. VALUE (if available)		d. NO. OF ANALYSES	a. CONCENTRATION	b. MASS	a. LONG TERM AVERAGE VALUE		b. NO. OF ANALYSES
				(1) CONCENTRATION	(2) MASS	(1) CONCENTRATION	(2) MASS	(1) CONCENTRATION	(2) MASS				(1) CONCENTRATION	(2) MASS	
GC/MS FRACTION - VOLATILE COMPOUNDS															
1V. Acrolein (107-02-8)	X			<5.00						1	µg/l				
2V. Acrylonitrile (107-13-1)	X			<5.00						1	µg/l				
3V. Benzene (71-43-2)	X			<1.00						1	µg/l				
4V. Bis *(Chloromethyl)* Ether (542-88-1)	X			Could not be	analyzed	due to high	volatility								
5V. Bromoform (75-25-2)	X			<1.00						1	µg/l				
6V. Carbon Tetrachloride (56-23-5)	X			<1.00						1	µg/l				
7V. Chlorobenzene (108-90-7)	X			<1.00						1	µg/l				
8V. Chlorodibromomethane (124-48-1)	X			<1.00						1	µg/l				
9V. Chloroethane (75-00-3)	X			<1.00						1	µg/l				
10V. 2-Chloroethylvinyl Ether (110-75-8)	X			<5.00						1	µg/l				
11V. Chloroform (67-66-3)	X			<1.00						1	µg/l				
12V. Dichlorobromomethane (75-27-4)	X			<1.00						1	µg/l				
13V. Dichlorodifluoromethane (75-71-8)	X			<1.00						1	µg/l				
14V. 1,1-Dichloroethane (75-34-3)	X			<1.00						1	µg/l				
15V. 1,2-Dichloroethane (107-06-2)	X			<1.00						1	µg/l				
16V. 1,1-Dichloroethylene (75-35-4)	X			<1.00						1	µg/l				
17V. 1,2-Dichloropropane (78-87-5)	X			<1.00						1	µg/l				
18V. 1,3-Dichloropropylene (542-75-6)	X			<2.00						1	µg/l				
19V. Ethylbenzene (100-41-4)	X			<1.00						1	µg/l				
20V. Methyl Bromide (74-83-9)	X			<1.00						1	µg/l				
21V. Methyl Chloride (74-87-3)	X			<1.00						1	µg/l				

CONTINUE ON REVERSE

EPA I.D. NUMBER *(copy from Item 1 of Form 1)*	OUTFALL NUMBER
	013

CONTINUED FROM PAGE 3 OF FORM 2-C

1. POLLUTANT AND CAS NUMBER *(if available)*	2. MARK 'X'			3. EFFLUENT							4. UNITS		5. INTAKE *(optional)*		
	a. TESTING REQUIRED	b. BELIEVED PRESENT	c. BELIEVED ABSENT	a. MAXIMUM DAILY VALUE		b. MAXIMUM 30 DAY VALUE *(if available)*		c. LONG TERM AVRG. VALUE *(if available)*		d. NO. OF ANALYSES	a. CONCENTRATION	b. MASS	a. LONG TERM AVERAGE VALUE		b. NO. OF ANALYSES
				(1) CONCENTRATION	(2) MASS	(1) CONCENTRATION	(2) MASS	(1) CONCENTRATION	(2) MASS				(1) CONCENTRATION	(2) MASS	
GC/MS FRACTION - VOLATILE COMPOUNDS *(continued)*															
22V. Methylene Chloride (75-09-2)	X			<2.00						1	µg/l				
23V. 1,1,2,2-Tetrachloroethane (79-34-5)	X			<1.00						1	µg/l				
24V. Tetrachloroethylene (127-18-4)	X			<1.00						1	µg/l				
25V. Toluene (108-88-3)	X			<1.00						1	µg/l				
26V. 1,2-Trans-Dichloroethylene (156-60-5)	X			<1.00						1	µg/l				
27V. 1,1,1-Trichloroethane (71-55-6)	X			<1.00						1	µg/l				
28V. 1,1,2-Trichloroethane (79-00-5)	X			<1.00						1	µg/l				
29V. Trichloroethylene (79-01-6)	X			<1.00						1	µg/l				
30V. Trichlorofluoromethane (75-69-4)	X			<1.00						1	µg/l				
31V. Vinyl Chloride (75-01-4)	X			<1.00						1	µg/l				
GC/MS FRACTION - ACID COMPOUNDS															
1A. 2-Chlorophenol (95-57-8)	X			<9.62						1	µg/l				
2A. 2,4-Dichlorophenol (120-83-2)	X			<9.62						1	µg/l				
3A. 2,4-Dimethylphenol (105-67-9)	X			<9.62						1	µg/l				
4A. 4,6-Dinitro-O-Cresol (534-52-1)	X			<9.62						1	µg/l				
5A. 2,4-Dinitrophenol (51-28-5)	X			<19.2						1	µg/l				
6A. 2-Nitrophenol (88-75-5)	X			<9.62						1	µg/l				
7A. 4-Nitrophenol (100-02-7)	X			<9.62						1	µg/l				
8A. P-Chloro-M-Cresol (59-50-7)	X			<9.62						1	µg/l				
9A. Pentachlorophenol (87-86-5)	X			<9.62						1	µg/l				
10A. Phenol (108-95-2)	X			<9.62						1	µg/l				
11A. 2,4,6-Trichlorophenol (88-06-2)	X			<9.62						1	µg/l				

CONTINUE ON REVERSE

CONTINUED FROM THE FRONT

Outfall 013

1. POLLUTANT AND CAS NUMBER (if available)	2. MARK 'X'			3. EFFLUENT							4. UNITS		5. INTAKE (optional)		
	a. TESTING REQUIRED	b. BELIEVED PRESENT	c. BELIEVED ABSENT	a. MAXIMUM DAILY VALUE		b. MAXIMUM 30 DAY VALUE (if available)		c. LONG TERM AVRG. VALUE (if available)		d. NO. OF ANALYSES	a. CONCENTRATION	b. MASS	a. LONG TERM AVERAGE VALUE		b. NO. OF ANALYSES
				(1) CONCENTRATION	(2) MASS	(1) CONCENTRATION	(2) MASS	(1) CONCENTRATION	(2) MASS				(1) CONCENTRATION	(2) MASS	
GC/MS FRACTION - BASE/NEUTRAL COMPOUNDS															
1B. Acenaphthene (83-32-9)	X			<0.962						1	µg/l				
2B. Acenaphtylene (208-96-8)	X			<0.962						1	µg/l				
3B. Anthracene (120-12-7)	X			<0.962						1	µg/l				
4B. Benzidine (92-87-5)	X			<48.1						1	µg/l				
5B. Benzo *(a)* Anthracene (56-55-3)	X			<0.962						1	µg/l				
6B. Benzo *(a)* Pyrene (50-32-8)	X			<0.962						1	µg/l				
7B. 3,4-Benzo-fluoranthene (205-99-2)	X			<0.962						1	µg/l				
8B. Benzo *(ghi)* Perylene (191-24-2)	X			<0.962						1	µg/l				
9B. Benzo *(k)* Fluoranthene (207-08-9)	X			<0.962						1	µg/l				
10B. Bis *(2-Chloro-ethoxy)* Methane (111-91-1)	X			<9.62						1	µg/l				
11B. Bis *(2-Chloro-ethyl)* Ether (111-44-4)	X			<9.62						1	µg/l				
12B. Bis *(2-Chloroiso-propyl)* Ether (102-60-1)	X			<9.62						1	µg/l				
13B. Bis *(2-Ethyl-hexyl)* Phthalate (117-81-7)	X			<9.62						1	µg/l				
14B. 4-Bromo-phenyl Phenyl Ether (101-55-3)	X			<9.62						1	µg/l				
15B. Butyl Benzyl Phthalate (85-68-7)	X			<9.62						1	µg/l				
16B. 2-Chloro-naphthalene (91-58-7)	X			<0.962						1	µg/l				
17B. 4-Chloro-phenyl Phenyl Ether (7005-72-3)	X			<9.62						1	µg/l				
18B. Chrysene (218-01-9)	X			<0.962						1	µg/l				
19B. Dibenzo (a, h) Anthracene (53-70-3)	X			<0.962						1	µg/l				
20B. 1,2-Dichloro-benzene (95-50-1)	X			<1.00						1	µg/l				
21B. 1,3-Dichloro-benzene (541-73-1)	X			<1.00						1	µg/l				

CONTINUE ON REVERSE

EPA I.D. NUMBER *(copy from Item 1 of Form 1)*	OUTFALL NUMBER
	013

CONTINUED FROM PAGE V-6

1. POLLUTANT AND CAS NUMBER *(if available)*	2. MARK 'X'			3. EFFLUENT							4. UNITS		5. INTAKE *(optional)*		
	a. TESTING REQUIRED	b. BELIEVED PRESENT	c. BELIEVED ABSENT	a. MAXIMUM DAILY VALUE		b. MAXIMUM 30 DAY VALUE *(if available)*		c. LONG TERM AVRG. VALUE *(if available)*		d. NO. OF ANALYSES	a. CONCENTRATION	b. MASS	a. LONG TERM AVERAGE VALUE		b. NO. OF ANALYSES
				(1) CONCENTRATION	(2) MASS	(1) CONCENTRATION	(2) MASS	(1) CONCENTRATION	(2) MASS				(1) CONCENTRATION	(2) MASS	
GC/MS FRACTION - BASE/NEUTRAL COMPOUNDS															
22B. 1,4-Dichlorobenzene (106-46-7)	X			<1.00						1	µg/l				
23B. 3,3-Dichlorobenzidine (91-94-1)	X			<9.62						1	µg/l				
24B. Diethyl Phthalate (84-66-2)	X			<9.62						1	µg/l				
25B. Dimethyl Phthalate (131-11-3)	X			<9.62						1	µg/l				
26B. Di-N-Butyl Phthalate (84-74-2)	X			<9.62						1	µg/l				
27B. 2,4-Dinitrotoluene (121-14-2)	X			<9.62						1	µg/l				
28B. 2,6-Dinitrotoluene (606-20-2)	X			<9.62						1	µg/l				
29B. Di-N-Octyl Phthalate (117-84-0)	X			<9.62						1	µg/l				
30B. 1,2-Diphenylhydraxine (*as Azobenzene*)(122-66-7)	X			<9.62						1	µg/l				
31B. Fluoranthene (206-44-0)	X			<0.962						1	µg/l				
32B. Fluorene (86-73-7)	X			<0.962						1	µg/l				
33B. Hexachlorobenzene (118-74-1)	X			<9.62						1	µg/l				
34B. Hexachlorobutadiene (87-68-3)	X			<9.62						1	µg/l				
35B. Hexachlorocyclopentadiene (77-47-4)	X			<9.62						1	µg/l				
36B. Hexachloroethane (67-72-1)	X			<9.62						1	µg/l				
37B. Indeno *(1,2,3-cd)* Pyrene (193-39-5)	X			<0.962						1	µg/l				
38B. Isophorone (78-59-1)	X			<9.62						1	µg/l				
39B. Naphthalene (91-20-3)	X			<0.962						1	µg/l				
40B. Nitrobenzene (98-95-3)	X			<9.62						1	µg/l				
41B. N-Nitrosodimethylamine (62-75-9)	X			<9.62						1	µg/l				
42B. N-Nitrosodi-N-Propylamine (621-64-7)	X			<9.62						1	µg/l				

CONTINUE ON REVERSE

CONTINUED FROM THE FRONT

Outfall 013

1. POLLUTANT AND CAS NUMBER (if available)	2. MARK 'X'			3. EFFLUENT							4. UNITS		5. INTAKE (optional)		
	a. TESTING REQUIRED	b. BELIEVED PRESENT	c. BELIEVED ABSENT	a. MAXIMUM DAILY VALUE		b. MAXIMUM 30 DAY VALUE (if available)		c. LONG TERM AVRG. VALUE (if available)		d. NO. OF ANALYSES	a. CONCENTRATION	b. MASS	a. LONG TERM AVERAGE VALUE		b. NO. OF ANALYSES
				(1) CONCENTRATION	(2) MASS	(1) CONCENTRATION	(2) MASS	(1) CONCENTRATION	(2) MASS				(1) CONCENTRATION	(2) MASS	
GC/MS FRACTION - BASE/NEUTRAL COMPOUNDS															
43B. N-Nitrosodiphenylamine (86-30-6)	X			<9.62						1	µg/l				
44B. Phenanthrene (85-01-8)	X			<0.962						1	µg/l				
45B. Pyrene (129-00-0)	X			<0.962						1	µg/l				
46B. 1,2,4-Trichlorobenzene (120-82-1)	X			<1.00						1	µg/l				
GC/MS FRACTION - PESTICIDES															
1P. Aldrin (309-00-2)			X												
2P. α-BHC (319-84-6)			X												
3P. β-BHC (319-85-7)			X												
4P. γ-BHC (58-89-9)			X												
5P. δ-BHC (319-86-8)			X												
6P. Chlordane (57-74-9)			X												
7P. 4,4'- DDT (50-29-3)			X												
8P. 4,4'- DDE (72-55-9)			X												
9P. 4,4'- DDD (72-54-8)			X												
10P. Dieldrin (60-57-1)			X												
11P. α-Endosulfan (115-29-7)			X												
12P. β-Endosulfan (115-29-7)			X												
13P. Endosulfan Sulfate (1031-07-8)			X												
14P. Endrin (72-20-8)			X												
15P. Endrin Aldehyde (7421-93-4)			X												
16P. Heptachlor (76-44-8)			X												

CONTINUE ON REVERSE

EPA I.D. NUMBER *(copy from Item 1 of Form 1)*	OUTFALL NUMBER
	013

CONTINUED FROM PAGE V-8

1. POLLUTANT AND CAS NUMBER *(if available)*	2. MARK 'X'			3. EFFLUENT							4. UNITS		5. INTAKE *(optional)*		
	a. TESTING REQUIRED	b. BELIEVED PRESENT	c. BELIEVED ABSENT	a. MAXIMUM DAILY VALUE		b. MAXIMUM 30 DAY VALUE *(if available)*		c. LONG TERM AVRG. VALUE *(if available)*		d. NO. OF ANALYSES	a. CONCENTRATION	b. MASS	a. LONG TERM AVERAGE VALUE		b. NO. OF ANALYSES
				(1) CONCENTRATION	(2) MASS	(1) CONCENTRATION	(2) MASS	(1) CONCENTRATION	(2) MASS				(1) CONCENTRATION	(2) MASS	
GC/MS FRACTION - PESTICIDES *(continued)*															
17P. Heptachlor Epoxide (1024-57-3)			X												
18P. PCB-1242 (53469-21-9)			X												
19P. PCB-1254 (11097-69-1)			X												
20P. PCB-1221 (11104-28-2)			X												
21P. PCB-1232 (11141-16-5)			X												
22P. PCB-1248 (12672-29-6)			X												
23P. PCB-1260 (11096-82-5)			X												
24P. PCB-1016 (12674-11-2)			X												
25P. Toxaphene (8001-35-2)			X												

PLEASE PRINT OR TYPE IN THE UNSHADED AREAS ONLY. You may report some or all of this information on separate sheets *(use the same format)* instead of completing these pages. SEE INSTRUCTIONS.

EPA I.D. NUMBER *(copy from Item I of Form 1)*

V. INTAKE AND EFFLUENT CHARACTERISTICS *(continued from page 3 of Form 2-C)*

OUTFALL NO. 014

PART A - You must provide the results of at least one analysis for every pollutant in this table. Complete one table for each outfall. See instructions for additional details.

1. POLLUTANT	EFFLUENT a. MAXIMUM DAILY VALUE (1) CONCENTRATION	(2) MASS	b. MAXIMUM 30 DAY VALUE (if available) (1) CONCENTRATION	(2) MASS	b. LONG TERM AVRG. VALUE (if available) (1) CONCENTRATION	(2) MASS	d. NO. OF ANALYSES	3. UNITS *(specify if blank)* a. CONCEN-TRATION	b. MASS	4. INTAKE *(optional)* a. LONG TERM AVERAGE VALUE (1) CONCENTRATION	(2) MASS	d. NO. OF ANALYSES
a. Biochemical Oxygen Demand *(BOD)*	<4.00						1	mg/l				
b. Chemical Oxygen Demand *(COD)*	<20.0						1	mg/l				
c. Total Organic Carbon *(TOC)*	2.68						1	mg/l				
d. Total Suspended Solids *(TSS)*	5.0						1	mg/l				
e. Ammonia *(as N)*	0.29						1	mg/l				
f. Flow	VALUE 1.7		VALUE		VALUE 0.106304		365	MGD		VALUE		
g. Temperature *(winter)*	VALUE 17.5		VALUE		VALUE		1	°C		VALUE		
h. Temperature *(summer)*	VALUE N/A		VALUE		VALUE			°C		VALUE		
i. pH	MINIMUM 6.9	MAXIMUM 9.0	MINIMUM	MAXIMUM			12	STANDARD UNITS				

PART B- Mark "X" in column 2-a for each pollutant you know or have reason to believe is present. Mark "X" in column 2-b for each pollutant you believe to be absent. If you mark column 2a for any pollutant which is limited either directly, or indirectly but expressly, in an effluent limitations guideline, you must provide the results of at least one analysis for that pollutant. For other pollutants for which you mark column 2a, you must provide quantitative data or an explanation of their presence in your discharge. Complete one table for each outfall. See the instructios for additional details and requirements.

1. POLLUTANT AND CAS NO. *(if available)*	2. MARK 'X' a. BELIEVED PRESENT	b. BELIEVED ABSENT	3. EFFLUENT a. MAXIMUM DAILY VALUE (1) CONCENTRATION	(2) MASS	b. MAXIMUM 30 DAY VALUE *(if available)* (1) CONCENTRATION	(2) MASS	c. LONG TERM AVRG. VALUE *(if available)* (1) CONCENTRATION	(2) MASS	d.NO. OF ANAL-YSES	4. UNITS a. CONCEN-TRATION	b. MASS	5. INTAKE a. LONG TERM AVERAGE VALUE (1) CONCENTRATION	(2) MASS	b.NO. OF ANAL-YSES
a. Bromide (24959-67-9)		X	<0.200						1	mg/l				
b. Chlorine Total Residual		X	<0.05				<0.05		12	mg/l				
c. Color	X		20.0						1	PCU				
d. Fecal Coliform		X												
e. Fluoride (16984-48-8)	X		0.23						1	mg/l				
f. Nitrate - Nitrite *(as N)*	X		0.89						1	mg/l				

CONTINUE ON REVERSE

ITEM V-B CONTINUED FROM FRONT

Outfall 014

1. POLLUTANT AND CAS NO. (if available)	2. MARK 'X' a. BELIEVED PRESENT	2. MARK 'X' b. BELIEVED ABSENT	3. EFFLUENT a. MAXIMUM DAILY VALUE (1) CONCENTRATION	a. MAXIMUM DAILY VALUE (2) MASS	b. MAXIMUM 30 DAY VALUE (if available) (1) CONCENTRATION	b. MAXIMUM 30 DAY VALUE (if available) (2) MASS	c. LONG TERM AVRG. VALUE (if available) (1) CONCENTRATION	c. LONG TERM AVRG. VALUE (if available) (2) MASS	d. NO. OF ANAL-YSES	4. UNITS a. CONCEN-TRATION	4. UNITS b. MASS	5. INTAKE a. LONG TERM AVERAGE VALUE (1) CONCENTRATION	5. INTAKE a. LONG TERM AVERAGE VALUE (2) MASS	5. INTAKE b. NO. OF ANAL-YSES
g. Nitrogen, Total Organic *(as N)*	X		0.48						1	mg/l				
h. Oil and Grease		X	<5.0						1	mg/l				
i. Phosphorus *(as P)* Total (7723-14-0)	X		<0.050						1	mg/l				
j. Radioactivity														
(1) Alpha, Total		X	<5.00						1	pci/l				
(2) Beta, Total	X		<5.00						1	pci/l				
(3) Radium, Total		X	<1.00						1	pci/l				
(4) Radium 226, Total		X	<1.00						1	pci/l				
k. Sulfate *(as SO4)* (14808-79-8)	X		8.97						1	mg/l				
k. Sulfide *(as S)*		X	<0.050						1	mg/l				
m. Sulfite *(as SO3)* (14265-45-3)		X	<2.00						1	mg/l				
n. Surfactants		X	<0.500						1	mg/l				
o. Aluminum, Total (7429-90-5)		X	30.1						1	µg/l				
p. Barium, Total (7440-39-3)	X		8.07						1	µg/l				
q. Boron, Total (7440-42-8)		X	78.7						1	µg/l				
r. Cobalt, Total (7440-48-4)		X	<1.00						1	µg/l				
s. Iron, Total (7439-89-6)	X		77.1						1	µg/l				
t. Magnesium, Total (7439-95-4)	X		1850						1	µg/l				
u. Molybdenum, Total (7439-98-7)		X	0.82						1	µg/l				
v. Manganese, Total (7439-96-5)		X	5.52						1	µg/l				
w. Tin, Total (7440-31-5)		X	<5.00						1	µg/l				
x. Titanium, Total (7440-32-6)		X	<10.0						1	µg/l				

CONTINUE ON REVERSE

EPA I.D. NUMBER *(copy from Item 1 of Form 1)*	OUTFALL NUMBER
	014

CONTINUED FROM PAGE 3 OF FORM 2-C

PART C - If you are a primary industry and this outfall contains process wastewater, refer to Table 2c-2 in the instructions to determine which of the GC/MS fractions you must test for. Mark "X" in column 2-a for all such GC/MS fractions that apply to your industry and for ALL toxic metals, cyanides, and total phenols. If you are not required to mark column 2-a *(secondary industries, nonprocess wastewater outfalls, and nonrequired GC/MS fractions)* mark "X" in column 2-b for each pollutant you know or have reason to believe is present Mark "X" in colun 2-c for each pollutant you believe is absent. If you mark column 2a for any pollutant, you must provide the results of at least one analysis for that pollutant. If you mark column 2b for any pollutant, you must provide the results of at least one analysis for that pollutant if you know or have reason to believe it will be discharged in concentrations of 10 ppb or greater. If you mark column 2b for acrolein, acrylonitrile, 2,4 dinitrophenol, or 2-methyl-4, 6 dinitrophenol, you must provide the results of at least one analysis for each of these pollutants which you know or have reason to believe that you discharge in concentrations of 100 ppb or greater. Otherwise, for pollutants for which you mark column 2b, you must either submit at least one analysis or briefly describe the reasons the pollutant is expected to be discharged. Note that there are 7 pages to this part, please review each carefully. Complete one table *(all 7 pages)* for each outfall. See instructions for additional details and requirements.

1. POLLUTANT AND CAS NUMBER *(if available)*	2. MARK 'X'			3. EFFLUENT							4. UNITS		5. INTAKE *(optional)*		
	a. TESTING REQUIRED	b. BELIEVED PRESENT	c. BELIEVED ABSENT	a. MAXIMUM DAILY VALUE		b. MAXIMUM 30 DAY AVRG. VALUE *(if available)*		c. LONG TERM AVRG. VALUE *(if available)*		d. NO. OF ANALYSES	a. CONCENTRATION	b. MASS	a. LONG TERM AVERAGE VALUE		b. NO. OF ANALYSES
				(1) CONCENTRATION	(2) MASS	(1) CONCENTRATION	(2) MASS	(1) CONCENTRATION	(2) MASS				(1) CONCENTRATION	(2) MASS	
METALS, CYANIDE, AND TOTAL PHENOLS															
1M. Antimony, Total (7440-36-0)	X			<2.00						1	µg/l				
2M. Arsenic, Total (7440-38-2)	X			<3.00						1	µg/l				
3M. Beryllium, Total (7440-41-7)	X			<0.200						1	µg/l				
4M. Cadmium, Total (7440-43-9)	X			<0.100						1	µg/l				
5M. Chromium, Total (7440-47-3)	X			<3.00						1	µg/l				
6M. Copper, Total (7440-50-8)	X			3.38						1	µg/l				
7M. Lead, Total (7439-92-1)	X			<2.0						1	µg/l				
8M. Mercury, Total (7439-97-6)	X			<0.200						1	µg/l				
9M. Nickel, Total (7440-02-0)	X			<2.00						1	µg/l				
10M. Selenium, Total (7782-49-2)	X			<5.00						1	µg/l				
11M. Silver, Total (7440-22-4)	X			<1.00						1	µg/l				
12M. Thallium, Total (7440-28-0)	X			<0.500						1	µg/l				
13M. Zinc, Total (7440-66-6)	X			<10.0						1	µg/l				
14M. Cyanide, Total (57-12-5)	X			<5.00						1	µg/l				
15M. Phenols, Total	X			<5.00						1	µg/l				
DIOXIN															
2,3,7,8-Tetrachlorodibenzo-P-Dioxin (1764-01-6)	X			DESCRIBE RESULTS None Detected											

CONTINUE ON REVERSE

CONTINUED FROM PAGE 3 OF FORM 2-C

Outfall 014

1. POLLUTANT AND CAS NUMBER (if available)	2. MARK 'X'			3. EFFLUENT							4. UNITS		5. INTAKE (optional)		
	a. TESTING REQUIRED	b. BELIEVED PRESENT	c. BELIEVED ABSENT	a. MAXIMUM DAILY VALUE		b. MAXIMUM 30 DAY VALUE (if available)		c. LONG TERM AVRG. VALUE (if available)		d. NO. OF ANALYSES	a. CONCENTRATION	b. MASS	a. LONG TERM AVERAGE VALUE		b. NO. OF ANALYSES
				(1) CONCENTRATION	(2) MASS	(1) CONCENTRATION	(2) MASS	(1) CONCENTRATION	(2) MASS				(1) CONCENTRATION	(2) MASS	
GC/MS FRACTION - VOLATILE COMPOUNDS															
1V. Acrolein (107-02-8)	X			<5.00						1	µg/l				
2V. Acrylonitrile (107-13-1)	X			<5.00						1	µg/l				
3V. Benzene (71-43-2)	X			<1.00						1	µg/l				
4V. Bis (*Chloromethyl*) Ether (542-88-1)	X			Could not be	analyzed	due to high	volatility								
5V. Bromoform (75-25-2)	X			<1.00						1	µg/l				
6V. Carbon Tetrachloride (56-23-5)	X			<1.00						1	µg/l				
7V. Chlorobenzene (108-90-7)	X			<1.00						1	µg/l				
8V. Chlorodibromomethane (124-48-1)	X			<1.00						1	µg/l				
9V. Chloroethane (75-00-3)	X			<1.00						1	µg/l				
10V. 2-Chloroethylvinyl Ether (110-75-8)	X			<5.00						1	µg/l				
11V. Chloroform (67-66-3)	X			<1.00						1	µg/l				
12V. Dichlorobromomethane (75-27-4)	X			<1.00						1	µg/l				
13V. Dichlorodifluoromethane (75-71-8)	X			<1.00						1	µg/l				
14V. 1,1-Dichloroethane (75-34-3)	X			<1.00						1	µg/l				
15V. 1,2-Dichloroethane (107-06-2)	X			<1.00						1	µg/l				
16V. 1,1-Dichloroethylene (75-35-4)	X			<1.00						1	µg/l				
17V. 1,2-Dichloropropane (78-87-5)	X			<1.00						1	µg/l				
18V. 1,3-Dichloropropylene (542-75-6)	X			<2.00						1	µg/l				
19V. Ethylbenzene (100-41-4)	X			<1.00						1	µg/l				
20V. Methyl Bromide (74-83-9)	X			<1.00						1	µg/l				
21V. Methyl Chloride (74-87-3)	X			<1.00						1	µg/l				

CONTINUE ON REVERSE

EPA I.D. NUMBER *(copy from Item 1 of Form 1)*	OUTFALL NUMBER
	014

CONTINUED FROM PAGE 3 OF FORM 2-C

1. POLLUTANT AND CAS NUMBER *(if available)*	2. MARK 'X'			3. EFFLUENT							4. UNITS		5. INTAKE *(optional)*		
	a. TESTING REQUIRED	b. BELIEVED PRESENT	c. BELIEVED ABSENT	a. MAXIMUM DAILY VALUE		b. MAXIMUM 30 DAY VALUE *(if available)*		c. LONG TERM AVRG. VALUE *(if available)*		d. NO. OF ANALYSES	a. CONCENTRATION	b. MASS	a. LONG TERM AVERAGE VALUE		b. NO. OF ANALYSES
				(1) CONCENTRATION	(2) MASS	(1) CONCENTRATION	(2) MASS	(1) CONCENTRATION	(2) MASS				(1) CONCENTRATION	(2) MASS	
GC/MS FRACTION - VOLATILE COMPOUNDS *(continued)*															
22V. Methylene Chloride (75-09-2)	X			<2.00						1	µg/l				
23V. 1,1,2,2-Tetrachloroethane (79-34-5)	X			<1.00						1	µg/l				
24V. Tetrachloroethylene (127-18-4)	X			<1.00						1	µg/l				
25V. Toluene (108-88-3)	X			<1.00						1	µg/l				
26V. 1,2-Trans-Dichloroethylene (156-60-5)	X			<1.00						1	µg/l				
27V. 1,1,1-Trichloroethane (71-55-6)	X			<1.00						1	µg/l				
28V. 1,1,2-Trichloroethane (79-00-5)	X			<1.00						1	µg/l				
29V. Trichloroethylene (79-01-6)	X			<1.00						1	µg/l				
30V. Trichlorofluoromethane (75-69-4)	X			<1.00						1	µg/l				
31V. Vinyl Chloride (75-01-4)	X			<1.00						1	µg/l				
GC/MS FRACTION - ACID COMPOUNDS															
1A. 2-Chlorophenol (95-57-8)	X			<9.71						1	µg/l				
2A. 2,4-Dichlorophenol (120-83-2)	X			<9.71						1	µg/l				
3A. 2,4-Dimethylphenol (105-67-9)	X			<9.71						1	µg/l				
4A. 4,6-Dinitro-O-Cresol (534-52-1)	X			<9.71						1	µg/l				
5A. 2,4-Dinitrophenol (51-28-5)	X			<19.4						1	µg/l				
6A. 2-Nitrophenol (88-75-5)	X			<9.71						1	µg/l				
7A. 4-Nitrophenol (100-02-7)	X			<9.71						1	µg/l				
8A. P-Chloro-M-Cresol (59-50-7)	X			<9.71						1	µg/l				
9A. Pentachlorophenol (87-86-5)	X			<9.71						1	µg/l				
10A. Phenol (108-95-2)	X			<9.71						1	µg/l				
11A. 2,4,6-Trichlorophenol (88-06-2)	X			<9.71						1	µg/l				

CONTINUE ON REVERSE

Outfall 014

1. POLLUTANT AND CAS NUMBER (if available)	2. MARK 'X'			3. EFFLUENT							4. UNITS		5. INTAKE (optional)		
	a. TESTING REQUIRED	b. BELIEVED PRESENT	c. BELIEVED ABSENT	a. MAXIMUM DAILY VALUE		b. MAXIMUM 30 DAY VALUE (if available)		c. LONG TERM AVRG. VALUE (if available)		d. NO. OF ANALYSES	a. CONCENTRATION	b. MASS	a. LONG TERM AVERAGE VALUE		b. NO. OF ANALYSES
				(1) CONCENTRATION	(2) MASS	(1) CONCENTRATION	(2) MASS	(1) CONCENTRATION	(2) MASS				(1) CONCENTRATION	(2) MASS	
GC/MS FRACTION - BASE/NEUTRAL COMPOUNDS															
1B. Acenaphthene (83-32-9)	X			<0.971						1	µg/l				
2B. Acenaphtylene (208-96-8)	X			<0.971						1	µg/l				
3B. Anthracene (120-12-7)	X			<0.971						1	µg/l				
4B. Benzidine (92-87-5)	X			<48.5						1	µg/l				
5B. Benzo *(a)* Anthracene (56-55-3)	X			<0.971						1	µg/l				
6B. Benzo *(a)* Pyrene (50-32-8)	X			<0.971						1	µg/l				
7B. 3,4-Benzo-fluoranthene (205-99-2)	X			<0.971						1	µg/l				
8B. Benzo *(ghi)* Perylene (191-24-2)	X			<0.971						1	µg/l				
9B. Benzo *(k)* Fluoranthene (207-08-9)	X			<0.971						1	µg/l				
10B. Bis *(2-Chloro-ethoxy)* Methane (111-91-1)	X			<9.71						1	µg/l				
11B. Bis *(2-Chloro-ethyl)* Ether (111-44-4)	X			<9.71						1	µg/l				
12B. Bis *(2-Chloroiso-propyl)* Ether (102-60-1)	X			<9.71						1	µg/l				
13B. Bis *(2-Ethyl-hexyl)* Phthalate (117-81-7)	X			<9.71						1	µg/l				
14B. 4-Bromo-phenyl Phenyl Ether (101-55-3)	X			<9.71						1	µg/l				
15B. Butyl Benzyl Phthalate (85-68-7)	X			<9.71						1	µg/l				
16B. 2-Chloro-naphthalene (91-58-7)	X			<0.971						1	µg/l				
17B. 4-Chloro-phenyl Phenyl Ether (7005-72-3)	X			<9.71						1	µg/l				
18B. Chrysene (218-01-9)	X			<0.971						1	µg/l				
19B. Dibenzo (a, h) Anthracene (53-70-3)	X			<0.971						1	µg/l				
20B. 1,2-Dichloro-benzene (95-50-1)	X			<1.00						1	µg/l				
21B. 1,3-Dichloro-benzene (541-73-1)	X			<1.00						1	µg/l				

CONTINUE ON REVERSE

EPA I.D. NUMBER *(copy from Item 1 of Form 1)*	OUTFALL NUMBER
	014

CONTINUED FROM PAGE V-6

1. POLLUTANT AND CAS NUMBER *(if available)*	2. MARK 'X'			3. EFFLUENT							4. UNITS		5. INTAKE *(optional)*		
	a. TESTING REQUIRED	b. BELIEVED PRESENT	c. BELIEVED ABSENT	a. MAXIMUM DAILY VALUE		b. MAXIMUM 30 DAY VALUE *(if available)*		c. LONG TERM AVRG. VALUE *(if available)*		d. NO. OF ANALYSES	a. CONCENTRATION	b. MASS	a. LONG TERM AVERAGE VALUE		b. NO. OF ANALYSES
				(1) CONCENTRATION	(2) MASS	(1) CONCENTRATION	(2) MASS	(1) CONCENTRATION	(2) MASS				(1) CONCENTRATION	(2) MASS	
GC/MS FRACTION - BASE/NEUTRAL COMPOUNDS															
22B. 1,4-Dichlorobenzene (106-46-7)	X			<1.00						1	µg/l				
23B. 3,3-Dichlorobenzidine (91-94-1)	X			<9.71						1	µg/l				
24B. Diethyl Phthalate (84-66-2)	X			<9.71						1	µg/l				
25B. Dimethyl Phthalate (131-11-3)	X			<9.71						1	µg/l				
26B. Di-N-Butyl Phthalate (84-74-2)	X			<9.71						1	µg/l				
27B. 2,4-Dinitrotoluene (121-14-2)	X			<9.71						1	µg/l				
28B. 2,6-Dinitrotoluene (606-20-2)	X			<9.71						1	µg/l				
29B. Di-N-Octyl Phthalate (117-84-0)	X			<9.71						1	µg/l				
30B. 1,2-Diphenylhydraxine (*as Azobenzene*)(122-66-7)	X			<9.71						1	µg/l				
31B. Fluoranthene (206-44-0)	X			<0.971						1	µg/l				
32B. Fluorene (86-73-7)	X			<0.971						1	µg/l				
33B. Hexachlorobenzene (118-74-1)	X			<9.71						1	µg/l				
34B. Hexachlorobutadiene (87-68-3)	X			<9.71						1	µg/l				
35B. Hexachlorocyclopentadiene (77-47-4)	X			<9.71						1	µg/l				
36B. Hexachloroethane (67-72-1)	X			<9.71						1	µg/l				
37B. Indeno *(1,2,3-cd)* Pyrene (193-39-5)	X			<0.971						1	µg/l				
38B. Isophorone (78-59-1)	X			<9.71						1	µg/l				
39B. Naphthalene (91-20-3)	X			<0.971						1	µg/l				
40B. Nitrobenzene (98-95-3)	X			<9.71						1	µg/l				
41B. N-Nitrosodimethylamine (62-75-9)	X			<9.71						1	µg/l				
42B. N-Nitrosodi-N-Propylamine (621-64-7)	X			<9.71						1	µg/l				

CONTINUE ON REVERSE

CONTINUED FROM THE FRONT

Outfall 014

1. POLLUTANT AND CAS NUMBER (if available)	2. MARK 'X'			3. EFFLUENT							4. UNITS		5. INTAKE (optional)		
	a. TESTING REQUIRED	b. BELIEVED PRESENT	c. BELIEVED ABSENT	a. MAXIMUM DAILY VALUE		b. MAXIMUM 30 DAY VALUE (if available)		c. LONG TERM AVRG. VALUE (if available)		d. NO. OF ANALYSES	a. CONCENTRATION	b. MASS	a. LONG TERM AVERAGE VALUE		b. NO. OF ANALYSES
				(1) CONCENTRATION	(2) MASS	(1) CONCENTRATION	(2) MASS	(1) CONCENTRATION	(2) MASS				(1) CONCENTRATION	(2) MASS	
GC/MS FRACTION - BASE/NEUTRAL COMPOUNDS															
43B. N-Nitrosodiphenylamine (86-30-6)	X			<9.71						1	µg/l				
44B. Phenanthrene (85-01-8)	X			<0.971						1	µg/l				
45B. Pyrene (129-00-0)	X			<0.971						1	µg/l				
46B. 1,2,4-Trichlorobenzene (120-82-1)	X			<1.00						1	µg/l				
GC/MS FRACTION - PESTICIDES															
1P. Aldrin (309-00-2)			X												
2P. α-BHC (319-84-6)			X												
3P. β-BHC (319-85-7)			X												
4P. γ-BHC (58-89-9)			X												
5P. δ-BHC (319-86-8)			X												
6P. Chlordane (57-74-9)			X												
7P. 4,4'- DDT (50-29-3)			X												
8P. 4,4'- DDE (72-55-9)			X												
9P. 4,4'- DDD (72-54-8)			X												
10P. Dieldrin (60-57-1)			X												
11P. α-Endosulfan (115-29-7)			X												
12P. β-Endosulfan (115-29-7)			X												
13P. Endosulfan Sulfate (1031-07-8)			X												
14P. Endrin (72-20-8)			X												
15P. Endrin Aldehyde (7421-93-4)			X												
16P. Heptachlor (76-44-8)			X												

CONTINUE ON REVERSE

EPA I.D. NUMBER *(copy from Item 1 of Form 1)*	OUTFALL NUMBER
	014

CONTINUED FROM PAGE V-8

1. POLLUTANT AND CAS NUMBER *(if available)*	2. MARK 'X'			3. EFFLUENT							4. UNITS		5. INTAKE *(optional)*		
	a. TESTING REQUIRED	b. BELIEVED PRESENT	c. BELIEVED ABSENT	a. MAXIMUM DAILY VALUE		b. MAXIMUM 30 DAY VALUE *(if available)*		c. LONG TERM AVRG. VALUE *(if available)*		d. NO. OF ANALYSES	a. CONCENTRATION	b. MASS	a. LONG TERM AVERAGE VALUE		b. NO. OF ANALYSES
				(1) CONCENTRATION	(2) MASS	(1) CONCENTRATION	(2) MASS	(1) CONCENTRATION	(2) MASS				(1) CONCENTRATION	(2) MASS	
GC/MS FRACTION - PESTICIDES *(continued)*															
17P. Heptachlor Epoxide (1024-57-3)			X												
18P. PCB-1242 (53469-21-9)			X												
19P. PCB-1254 (11097-69-1)			X												
20P. PCB-1221 (11104-28-2)			X												
21P. PCB-1232 (11141-16-5)			X												
22P. PCB-1248 (12672-29-6)			X												
23P. PCB-1260 (11096-82-5)			X												
24P. PCB-1016 (12674-11-2)			X												
25P. Toxaphene (8001-35-2)			X												

Form 2C Item IIA

THIS PAGE IS AN OVERSIZED DRAWING OR FIGURE,

THAT CAN BE VIEWED AT THE RECORD TITLED: DRAWING NO. D-921-931, "SCHEMATIC OF WATER FLOW", REV. 2

WITHIN THIS PACKAGE... OR BY SEARCHING USING THE DOCUMENT/REPORT NO. D-921-931, REV. 2

NOTE: Because of these page's large file size, it may be more convenient to copy the file to a local drive and use the Imaging (Wang) viewer, which can be accessed from the Programs/Accessories menu.

TABULATION FOR CHEMICALS
USED IN VARIOUS SYSTEMS

FLOW DIAGRAM	TITLE	CHEMICAL USED IN SYSTEM	OUTFALL
D-302-011	Main Steam (Nuclear)	Ammonia Hydrazine Methoxypropylamine Carbohydrazide Boron (Boric Acid)	006B 003 008 014
D-302-012	Main Steam (Non- Nuclear)	Ammonia Hydrazine Methoxypropylamine Carbohydrazide Boron (Boric Acid)	006B 008 014
D-302-014	Main and Reheat Steam (Non-Nuclear)	Ammonia Hydrazine Methoxypropylamine Carbohydrazide Boron (Boric Acid)	006B 008 014
D-302-031	Main Steam Dump System	Ammonia Hydrazine Methoxypropylamine Carbohydrazide Boron (Boric Acid)	006B 008 014
D-302-041	Extraction Steam	Ammonia Hydrazine Methoxypropylamine Carbohydrazide Boron (Boric Acid)	006B 008 014
D-302-051	Auxiliary Steam	Ammonia Hydrazine Methoxypropylamine Carbohydrazide Boron (Boric Acid)	006B 003 008 014
D-302-081	Feedwater (Non-Nuclear)	Ammonia Hydrazine Methoxypropylamine Carbohydrazide Boron (Boric Acid)	006B 008 014
D-302-082	Feedwater (Non-Nuclear)	Ammonia Hydrazine Methoxypropylamine Carbohydrazide Boron (Boric Acid)	006B 008 014
D-302-083	Feedwater (Nuclear)	Ammonia Hydrazine Methoxypropylamine Carbohydrazide Boron (Boric Acid)	006B 003 008 014

TABULATION FOR CHEMICALS
USED IN VARIOUS SYSTEMS

FLOW DIAGRAM	TITLE	CHEMICAL USED IN SYSTEM	OUTFALL
D-302-085	Emergency Feedwater (Nuclear)	Ammonia Hydrazine Methoxypropylamine Carbohydrazide Boron (Boric Acid)	006B 003 008 014
D-302-101	Condensate	Ammonia Hydrazine Methoxypropylamine Carbohydrazide Boron (Boric Acid)	006B 008 014
D-302-102	Condensate-Auxiliary Condensers and Blowdown Heat Exhangers	Ammonia Hydrazine Methoxypropylamine Carbohydrazide Boron (Boric Acid)	006B 008 014
D-302-103	Condensate Polishers	Ammonia Hydrazine Methoxypropylamine Carbohydrazide Boron (Boric Acid)	006B 008 006A 014
D-302-111	High Pressure Heater Drips, Vents and Reliefs	Ammonia Hydrazine Methoxypropylamine Carbohydrazide Boron (Boric Acid)	006B 008 014
D-302-112	High Pressure Heater Drips, Vents and Reliefs	Ammonia Hydrazine Methoxypropylamine Carbohydrazide Boron (Boric Acid)	006B 008 014
D-302-113	Low Pressure Heater Drips, Vents and Reliefs	Ammonia Hydrazine Methoxypropylamine Carbohydrazide Boron (Boric Acid)	006B 008 014
D-302-121	Main Steam Drains	Ammonia Hydrazine Methoxypropylamine Carbohydrazide Boron (Boric Acid)	006B 008 014
D-302-122	Feed Pump Start-Up, Extraction and Misc. Steam Drains	Ammonia Hydrazine Methoxypropylamine Carbohydrazide Boron (Boric Acid)	006B 008 014

TABULATION FOR CHEMICALS
USED IN VARIOUS SYSTEMS

FLOW DIAGRAM	TITLE	CHEMICAL USED IN SYSTEM	OUTFALL
D-302-123	Misc. Steam Drains	Ammonia Hydrazine Methoxypropylamine Carbohydrazide Boron (Boric Acid)	006B 008 014
D-302-124	Extraction Steam Drains	Ammonia Hydrazine Methoxypropylamine Carbohydrazide Boron (Boric Acid)	006B 008 014
D-302-125	Scavenging Steam Drains	Ammonia Hydrazine Methoxypropylamine Carbohydrazide Boron (Boric Acid)	006B 008 014
D-302-131	Condenser Air Removal	Ammonia Hydrazine Methoxypropylamine Carbohydrazide Boron (Boric Acid)	006B 008 014
D-302-141	Turbine Gland Steam	Ammonia Hydrazine Methoxypropylamine Carbohydrazide Boron (Boric Acid)	006B 008 014
D-302-161	Pretreatment and Sterile Water ***"Drain Permit Required due to Chemicals used"***	Zinc Sulfate (Betz MS-200P) Soda Ash Aluminum Sulfate Gaseous Chlorine Clay, Polymer (Betz 1190) Tetrasodium Pyrophosphate (Betz-30K)	006B 008 014
D-302-163	Cycle Makeup Demineralizers	Sodium Hydroxide Sulfuric Acid	007 001
D-302-165	Condensate Polishing	Ammonia Hydrazine Methoxypropylamine Carbohydrazide Boron (Boric Acid)	006A 006B 008 014
D-302-171	Chemical Feed Condensate Steam Generator Standby	Ammonia Hydrazine Methoxypropylamine Carbohydrazide Boron (Boric Acid)	006B 008 014

TABULATION FOR CHEMICALS
USED IN VARIOUS SYSTEMS

FLOW DIAGRAM	TITLE	CHEMICAL USED IN SYSTEM	OUTFALL
D-302-172	Chemical Feed Auxiliary Boiler and Ammonia Storage	Ammonia Hydrazine Methoxypropylamine Carbohydrazide Boron (Boric Acid)	006B 008 014
D-302-181	Turbine Cycle Sampling	Ammonia Hydrazine Methoxypropylamine Carbohydrazide Boron (Boric Acid)	006B 008 014
D-302-182	Generator Sampling and Turbine Cycle Sample Rack And Recorder – Analyzer Panel	Ammonia Hydrazine Methoxypropylamine Carbohydrazide Boron (Boric Acid)	006B 008 014
D-302-221 D-302-222	Service Water	Chlorine Sodium Hypochlorite Zinc Sulfate (Betz MS-200P) CT-2 (Betz) Polymer (Betz 1190) Sodium Metasilicate Betz Depositrol (PY5206) Betz Dianodic (DN2300) Betz Flowgard (MS6201)	003 Service Water Pond
D-302-224	Turbine Room Closed Cycle Cooling Water	Calgon-CS (Sodium Nitrate/ Sodium Borate)	006B 008 014
D-302-281	Fuel Oil	BIOBOR JF	006B 008 014
D-302-351	Diesel Generator – Fuel Oil	BIOBOR JF	006B 008 014
D-302-601	Reactor Coolant	Lithium Hydroxide Boron (Boric Acid) Hydrogen Peroxide (during shutdown) Hydrazine (during shutdown)	003
D-302-602	Reactor Coolant	Lithium Hydroxide Boron (Boric Acid) Hydrogen Peroxide (during shutdown) Hydrazine (during shutdown)	003

TABULATION FOR CHEMICALS
USED IN VARIOUS SYSTEMS

FLOW DIAGRAM	TITLE	CHEMICAL USED IN SYSTEM	OUTFALL
E-302-603	Reactor Coolant	Lithium Hydroxide Boron (Boric Acid) Hydrogen Peroxide (during shutdown) Hydrazine (during shutdown)	003
E-302-604	Reactor Coolant	Lithium Hydroxide Boron (Boric Acid) Hydrogen Peroxide (during shutdown) Hydrazine (during shutdown)	003
E-302-605	Reactor Coolant	Lithium Hydroxide Boron (Boric Acid) Hydrogen Peroxide (during shutdown) Hydrazine (during shutdown)	003
D-302-611	Component Cooling ***"Drain Permit Required due to Chemicals used"***	Potassium Chromate Potassium Hydroxide Potassium diChromate Alternate Treatment 1 Sodium Nitrite Boric Acid Sodium Bicarbonate Benzotriazole Calgon H-303 Calgon H-450 Alternate Treatment 2 Sodium Molybdate Dihydrate Sodium Nitrite Benzotriazole Hydroxyethylidenediphosphon ate (HEDP) Polyacrylate	003 003

TABULATION FOR CHEMICALS
USED IN VARIOUS SYSTEMS

FLOW DIAGRAM	TITLE	CHEMICAL USED IN SYSTEM	OUTFALL
D-302-612	Component Cooling System Inside Reactor Building ***"Drain Permit Required due to Chemicals used"***	Potassium Chromate Potassium Hydroxide Potassium diChromate Alternate Treatment 1 Sodium Nitrite Boric Acid Sodium Bicarbonate Benzotriazole Calgon H-303 Calgon H-450 Alternate Treatment 2 Sodium Molybdate Dihydrate Sodium Nitrite Benzotriazole Hydroxyethylidenediphosphon ate (HEDP) Polyacrylate	003
D-302-613 D-302-613 (cont'd)	Component Cooling System Non-Essential Equipment Cooling ***"Drain Permit Required due to Chemicals used"***	Potassium Chromate Potassium Hydroxide Potassium diChromate Alternate Treatment 1 Sodium Nitrite Boric Acid Sodium Bicarbonate Benzotriazole Calgon H-303 Calgon H-450 Alternate Treatment 2 Sodium Molybdate Dihydrate Sodium Nitrite Benzotriazole Hydroxyethylidenediphosphon ate (HEDP) Polyacrylate	003

TABULATION FOR CHEMICALS
USED IN VARIOUS SYSTEMS

FLOW DIAGRAM	TITLE	CHEMICAL USED IN SYSTEM	OUTFALL
D-302-614	Component Cooling System To NSSS Pumps ***"Drain Permit Required due to Chemicals used"***	Potassium Chromate Potassium Hydroxide Potassium diChromate Alternate Treatment 1 Sodium Nitrite Boric Acid Sodium Bicarbonate Benzotriazole Calgon H-303 Calgon H-450 Alternate Treatment 2 Sodium Molybdate Dihydrate Sodium Nitrite Benzotriazole Hydroxyethylidenediphosphon ate (HEDP) Polyacrylate	003
E-302-641	Residual Heat Removal	Boric Acid, Lithium Hydroxide, Hydrogen Peroxide, Hydrazine	003
D-302-651	Spent Fuel Cooling	Boric Acid	003
D-302-661	Reactor Building Spray System ***"Drain Permit Required due to Chemicals used"***	Sodium Hydroxide	003 007 001
E-302-671	Chemical and Volume Control	Lithium Hydroxide Boron (Boric Acid) Hydrogen Peroxide (during shutdown) Hydrazine (during shutdown)	003
E-302-672	Chemical and Volume Control	Lithium Hydroxide Boron (Boric Acid) Hydrogen Peroxide (during shutdown) Hydrazine (during shutdown)	003
E-302-673	Chemical and Volume Control	Lithium Hydroxide Boron (Boric Acid) Hydrogen Peroxide (during shutdown) Hydrazine (during shutdown)	003

TABULATION FOR CHEMICALS
USED IN VARIOUS SYSTEMS

FLOW DIAGRAM	TITLE	CHEMICAL USED IN SYSTEM	OUTFALL
E-302-674	Chemical and Volume Control	Lithium Hydroxide Boron (Boric Acid) Hydrogen Peroxide (during shutdown) Hydrazine (during shutdown)	003
E-302-675	Chemical and Volume Control	Lithium Hydroxide Boron (Boric Acid) Hydrogen Peroxide (during shutdown) Hydrazine (during shutdown)	003
E-302-676	Chemical and Volume Control	Lithium Hydroxide Boron (Boric Acid) Hydrogen Peroxide (during shutdown) Hydrazine (during shutdown) BTRS Chill Water -Potassium Chromate -Potassium diChromate -Potassium Hydroxide <u>Alternate 1</u> Sodium Molybdate Dihydrate Sodium Nitrite Benzotriazole Hydroxyethylidenediphosphate (HEDP) Polyacrylate <u>Alternate 2</u> Sodium Nitrite Borax Sodium Bicarbonate Calgon H-303 Calgon H-450 Benzotriazole	003
E-302-677	Chemical and Volume Control	Lithium Hydroxide Boron (Boric Acid) Hydrogen Peroxide (during shutdown) Hydrazine (during shutdown)	003

TABULATION FOR CHEMICALS
USED IN VARIOUS SYSTEMS

FLOW DIAGRAM	TITLE	CHEMICAL USED IN SYSTEM	OUTFALL
E-302-691	Safety Injection	Boric Acid	003
E-302-692	Safety Injection	Boric Acid	003
E-302-693	Safety Injection	Boric Acid	003
D-302-734	Excess Liquid Waste Processing and Storage System	Sodium Hydroxide Boron (Boric Acid) Duratek D-261 Resin D-230 Resin D-70 media and solution	003
E-302-735	Waste Processing	Sodium Hydroxide Boric Acid	003
E-302-736	Waste Processing	Sodium Hydroxide Boric Acid	003
E-302-737	Waste Processing	Sodium Hydroxide Boric Acid	003
E-302-738	Waste Processing	Sodium Hydroxide Boric Acid Duratek D-261 Resin D-230 Resin D-70 media and solution	003
E-302-741	Waste Processing	Sodium Hydroxide Boric Acid	003
E-302-742	Waste Processing	Sodium Hydroxide Boric Acid	003
E-302-743	Waste Processing	Sodium Hydroxide Boric Acid	003
E-302-751	Boron Recycle	Boric Acid	003
D-302-771	Nuclear Sampling	Boric Acid Lithium Hydroxide	003
D-302-772	Normal and Post Accident Sampling	Sodium Hydroxide Mannitol pH 9 Buffer Boron (Boric Acid)	003
D-302-782	Nuclear Blowdown Processing System Hold-Up Tank and Demineralizers	Ammonia Hydrazine Boric Acid Methoxypropylamine Carbohydrazide	006A 004 008 014

TABULATION FOR CHEMICALS
USED IN VARIOUS SYSTEMS

FLOW DIAGRAM	TITLE	CHEMICAL USED IN SYSTEM	OUTFALL
D-302-783	Nuclear Blowndown Processing System Spent Resin Storage Tank	Ammonia Hydrazine Boric Acid Methoxypropylamine Carbohydrazide	003 004 001
D-302-824	Reactor Building Cooling Unit Drains	Potential of Sodium Metasilicate from industrial Cooling System CT-2	003
D-302-841	Chilled Water – Pump and Chiller Area	Calgon-CS	003
D-302-842	Chilled Water – To Cooling Coils "A"	Calgon-CS	003
D-302-843	Chilled Water – To Cooling Coils "B"	Calgon-CS	003
D-302-844	Chilled Water – Turbine Room	Calgon-CS	006B 008 014
D-302-851	Industrial Cooling Water	Sodium Metasilicate (Tube side) or Open side	009A (006B) 003 (014) 012
D-302-852	CRDM Cooling Water	Sodium Metasilicate	009A (006B) 003 (014) 012
D-302-223	Turbine Building Closed Cycle Cooling Tower	Powerline SCG-17 Clam Trol CT-2** Slimicide C-77P	001

**During the addition of ClamTrol CT-2, discharge is secured until CT-2 concentration is less than detectable.

Form 2E

Please type or print in the unshaded areas only	EPA ID Number *(copy from Item 1 of Form 1)*	*Form Approved OMB No. 2040-0086 Approval expires 7-31-88*

Form **2E** NPDES

EPA Facilities Which Do Not Discharge Process Wastewater

I. Receiving Waters

For this outfall, list the latitude and longitude, and name of the receiving water(s).

Outfall Number *(list)*	Latitude			Longitude			Receiving Water *(name)*
	Deg	Min	Sec	Deg	Min	Sec	
005	34	17	41	81	18	40	Monticello Reservoir via Outfall 014

II. Discharge Date *(If a new discharger, the date you expect to begin discharging)*

III. Type of Waste

A. Check the box(es) indicating the general type(s) of wastes discharged.

[X] Sanitary Wastes [ ] Restaurant or Cafeteria Wastes [ ] Noncontact Cooling Water [ ] Other Nonprocess Wastewater *(Identify)*

B. If any cooling water additives are used, list them here. Briefly describe their composition if this information is available.

NONE

IV. Effluent Characteristics

A. Existing Sources — Provide measurements for the parameters listed in the left-hand column below, unless waived by the permitting authority *(see instructions)*.

B. New Dischargers — Provide estimates for the parameters listed in the left-hand column below, unless waived by the permitting authority. Instead of the number of measurements taken, provide the source of estimated values *(see instructions)*.

Pollutant or Parameter	(1) Maximum Daily Value *(include units)*		(2) Average Daily Value *(last year)* *(include units)*		(3)	(or) (4)
	Mass	Concentration	Mass	Concentration	Number of Measurements Taken *(last year)*	Source of Estimate *(if new discharger)*
Biochemical Oxygen Demand (BOD)	10.18 lb/d	74 ppm	30.55 lb/d	22.2 ppm	13	
Total Suspended Solids (TSS)	3.37 lb/d	24.5 ppm	1.67 lb/d	12.1 ppm	12	
Fecal Coliform *(if believed present or if sanitary waste is discharged)*	NA	49cts/100ml	NA	4.3cts/100ml	24	
Total Residual Chlorine *(if chlorine is used)*	<0.01 lb/d	<0.05 ppm			1	
Oil and Grease	<0.69 lb/d	< 5 ppm			1	
*Chemical oxygen demand (COD)						
*Total organic carbon (TOC)						
Ammonia *(as N)*	11.01 lb/d	80 ppm	1.87 lb/d	13.6 ppm	53	
Discharge Flow	Value 0.0165 MGD		0.0037 MGD		69	
pH *(give range)*	Value 6.37 su				1	
Temperature *(Winter)*	18.7 °C		°C		1	
Temperature *(Summer)*	N/A °C		°C			

*If noncontact cooling water is discharged

V. Except for leaks or spills, will the discharge described in this form be intermittent or seasonal? ☐ Yes ☒ No

If yes, briefly describe the frequency of flow and duration.

VI. Treatment System *(Describe briefly any treatment system(s) used or to be used)*

See Attached description

VII. Other Information *(Optional)*

Use the space below to expand upon any of the above questions or to bring to the attention of the reviewer any other information you feel should be considered in establishing permit limitations. Attach additional sheets, if necessary.

VIII. Certification

I certify under penalty of law that this document and all attachments were prepared under my direction or supervision in accordance with a system designed to assure that qualified personnel properly gather and evaluate the information submitted. Based on my inquiry of the person or persons who manage the system, or those persons directly responsible for gathering the information, the information submitted is to the best of my knowledge and belief, true, accurate, and complete. I am aware that there are significant penalties for submitting false information, including the possibility of fine and imprisonment for knowing violations.

A. Name & Official Title	B. Phone No. *(area code & no.)*
Stephen A. Byrne- Senior Vice President, Nuclear Operations	(803) 345-4622
C. Signature Stephen A. Byrne	**D. Date Signed** 4/16/02

Location Supplement

D H E C

PROMOTE PROTECT PROSPER

South Carolina Department of Health and Environmental Control

BUREAU OF WATER

(803) 898-4300

Location Supplement for ND and NPDES Permit Applications

I. Date: April 17, 2002

II. Name of Facility: V. C. Summer Nuclear Station

III. NPDES or ND Number: SC0030856 (proposed dischargers leave blank)

IV. If the facility is not owned by a city or town, please answer the following question. Is the plant or discharge point/application site(s) located within the corporate limits of a city or town?

_____ Yes, Name of city or town: _____

X No.

V. If the address on the application is not a specific location, please give a short description of the plant location. Example: Plant is located at the interchange of Interstate I-26 and U.S. Highway #1.

Approximately 1.5 miles west of Highway 215 on Bradham Blvd.

VI. **For NPDES permits**, please give a description of the location of each discharge point into the receiving stream using some landmark as a reference point, i.e., bridge, stream, road junction, the plant itself, etc. Example: Discharge #001 is into Johnny Creek approximately 300 feet directly behind the plant. Discharge #002 is into Doris Creek 150 feet downstream from U.S. Highway #30 bridge. **For ND permits**, describe the location of each application site. Use additional sheets, as necessary.

See attached landmark descriptions for NPDES Outfalls

VII. Please submit a copy of a U.S. Geological Survey 7½ minute quad sheet (or a 15 minute quad if a 7½ quad is not available for the area) with the discharge point(s) identified. The entire quad sheet need not be submitted. An 8½ by 11 photocopy of the applicable portion of the map is sufficient. The quad sheet name must be provided on the copy submitted to the Department. USGS are available at the SC Department of Natural Resources/Map and Information Center, 2221 Devine Street, Suite 222, Columbia, SC 29205. Telephone #: (803) 734-9108.

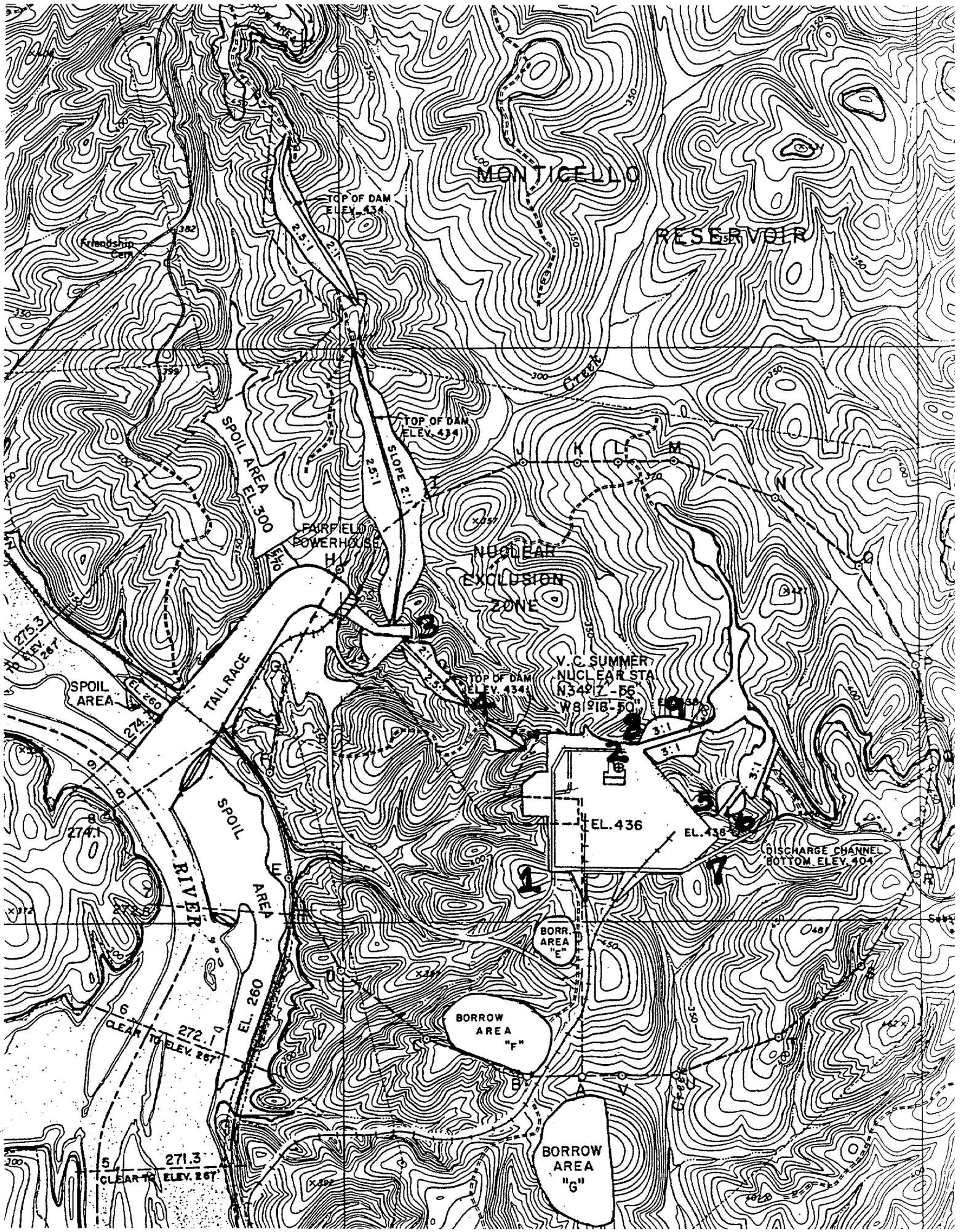
MONTICELLO
RESERVOIR
TOP OF DAM
ELEV. 434
Friendship
Cem.
2.5:1
2:1
SLOPE 2:1
SPOIL AREA
EL. 300
FAIRFIELD
POWERHOUSE
NUCLEAR
EXCLUSION
ZONE
V.C. SUMMER
NUCLEAR STA.
(N34°17'-56"
W81°18'-50")
3:1
EL. 436
DISCHARGE CHANNEL
BOTTOM ELEV. 404
TAIL RACE
SPOIL
AREA
EL. 260
275.3
TO ELEV.
267
274.1
272.1
CLEAR TO ELEV. 267
271.3
CLEAR TO ELEV. 267
RIVER
SPOIL
AREA
BORR.
AREA
"E"
BORROW
AREA
"F"
BORROW
AREA
"G"
Creek

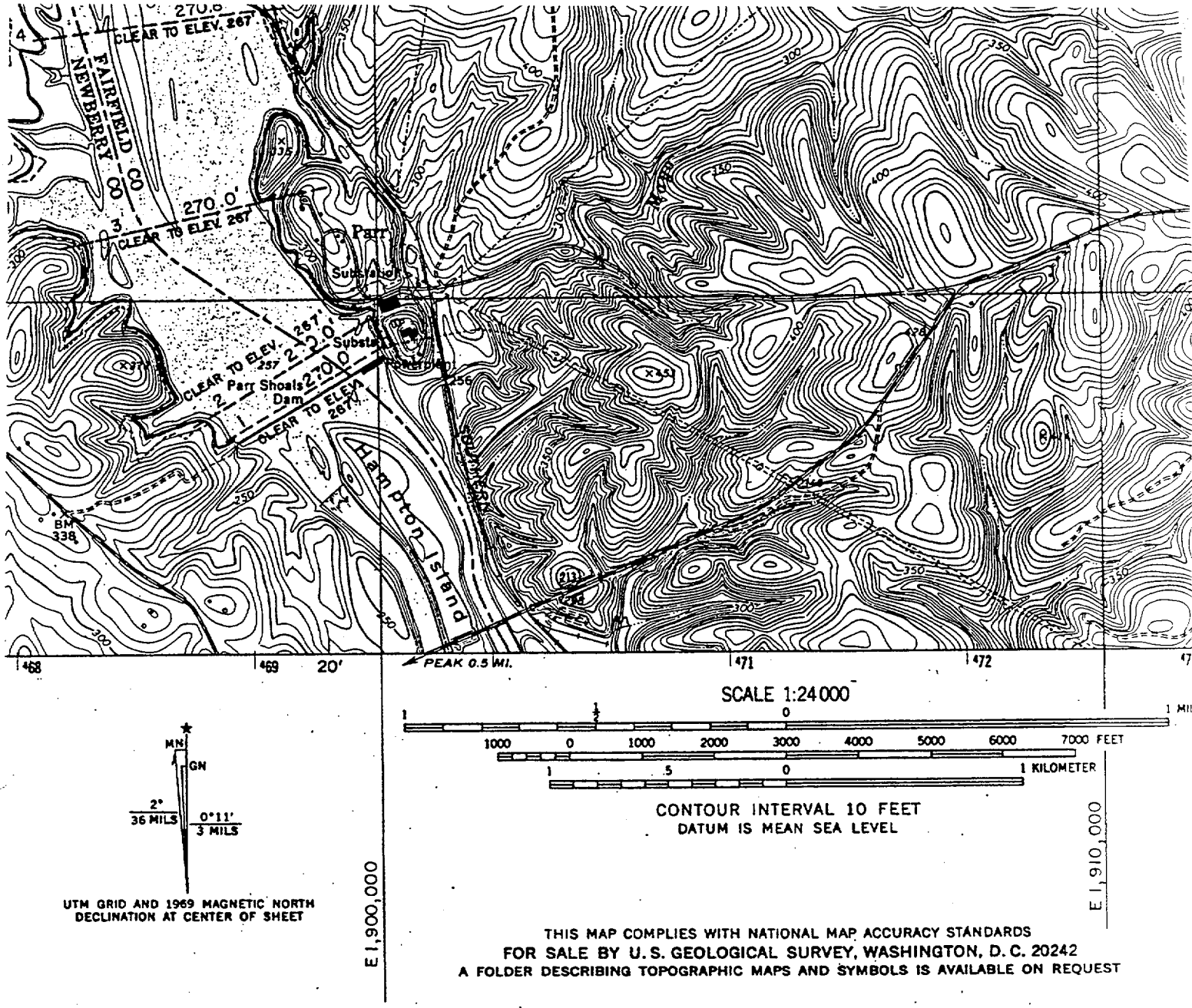

HAZARDOUS WASTE

(1) Hazardous Waste Storage Area
(2) Mixed Waste Storage

NPDES OUTFALLS

(3) Outfall 003
(4) Outfall 012
(5) Outfall 014 (Outfalls 005, 006A, 006B, 008)
(6) Outfall 001 (Outfalls 004, 007)
(7) Outfall 013

INTAKES

(8) Service Water Intake
(9) Circulating and Raw Water Intake

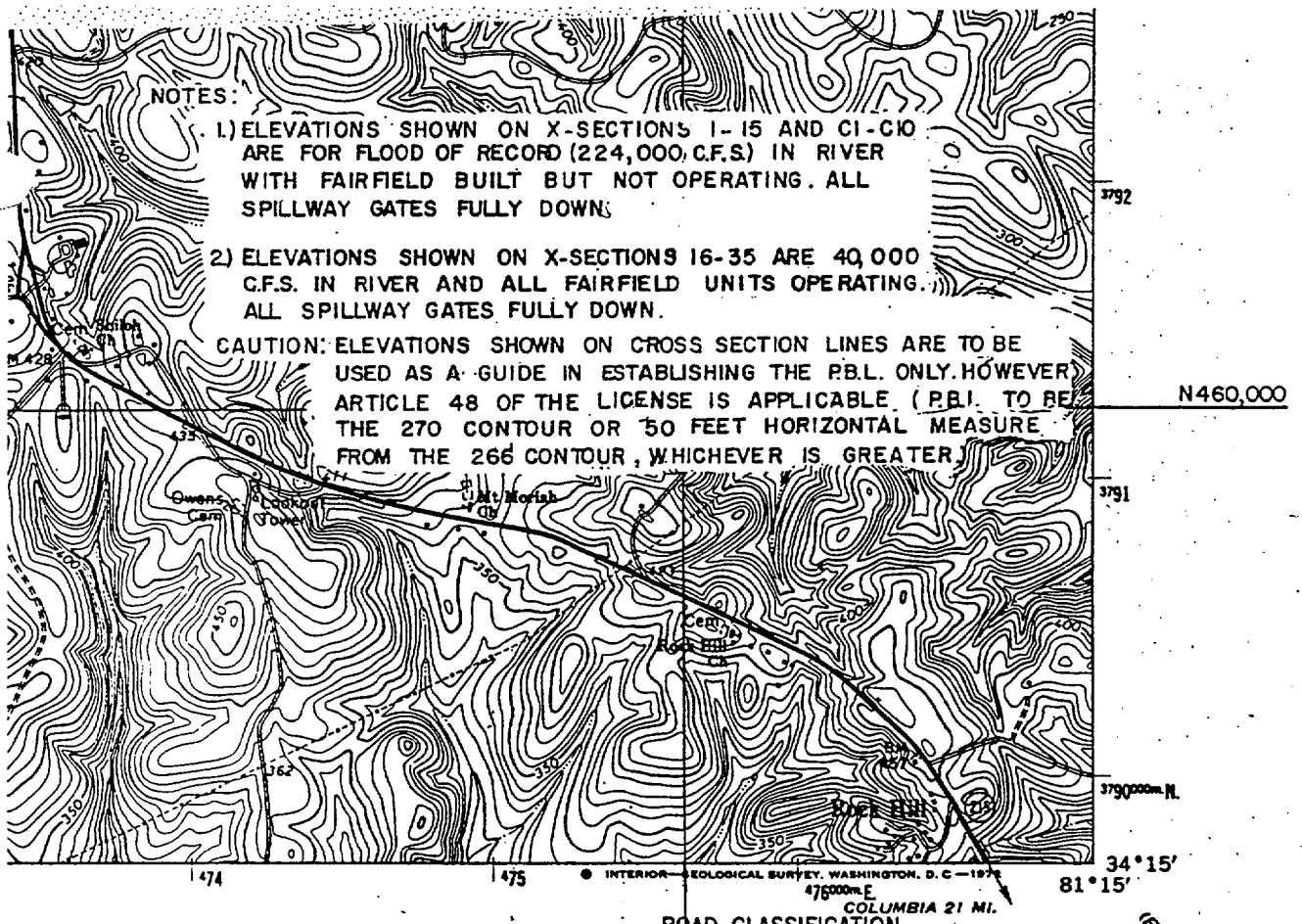

INTERIOR—GEOLOGICAL SURVEY, WASHINGTON, D.C.—1970

ROAD CLASSIFICATION

Primary highway, hard surface

Light-duty road, hard or improved surface

Secondary highway, hard surface

Unimproved road

Interstate Route

U. S. Route

State Route

QUADRANGLE LOCATION

JENKINSVILLE, S. C.

N3415—W8115/7.5

1969

AMS 4752 IV SE —SERIES V846

Sludge Disposal Procedure

D H E C

PROMOTE PROTECT PROSPER

South Carolina Department of Health and Environmental Control

BUREAU OF WATER
SLUDGE DISPOSAL SUPPLEMENT FOR NPDES AND ND PERMIT APPLICATIONS

Facility Name: V. C. Summer Nuclear Station

Permit Number: SC00 30856 (leave blank for a new facility)

or ND00_____

Please check your proposed or current sludge disposal procedure:

I. Existing Facilities:

___ Lagoon or other facility with no routine sludge disposal. Please attach a letter that addresses the approximate schedule for sludge removal and address the anticipated disposal method (note that the proposed sludge disposal method must be approved by the Department prior to initiation).

___ Sludge disposal at another wastewater treatment facility. Attached is a recent letter of acceptance dated_____. This letter must include the NPDES or ND number of the treatment facility accepting the sludge for disposal. If no previous SCDHEC approval has been granted on the disposal method, then please include a detailed report on the existing sludge disposal method. See the attached requirements for Sludge Disposal Report A. If a previous SCDHEC approval has been granted, then include a recent analysis that shows the non-hazardous nature of the sludge or a signed statement that the sludge characteristics have not changes since the last analysis.

___ Sludge disposal at a landfill. If the landfill is SWAIP (special waste) approved, an recent acceptance letter from the landfill is acceptable. If the landfill is not SWAIP approved, attached is SCDHEC Solid and Hazardous Waste approval dated _____, or other SCDHEC approval dated _____. If no previous approval has been granted on the disposal method, then please include a detailed report on the existing sludge disposal method. See the attached requirements for Sludge Disposal Report B.

X Sludge disposal by Beneficial Use of Sludge. Attached is SCDHEC approval letter or program approval dated 10-14-98. If no previous approval has been granted on the disposal method, then please include a detailed report on the existing sludge disposal method. See the attached requirements for Sludge Disposal Report C.

II. Proposed Facilities:

___ Lagoon or other facility with no routine sludge disposal. Please attach a letter that addresses the approximate schedule for sludge removal and address the anticipated disposal method (note that the proposed sludge disposal method must be approved by the Department prior to initiation).

___ Sludge disposal at another wastewater treatment facility. Please include a detailed report on the proposed sludge disposal method. See the attached requirements for Sludge Disposal Report A.

___ Sludge disposal at a landfill. Please include a detailed report on the proposed sludge disposal method. See the attached requirements for Sludge Disposal Report B.

___ Sludge disposal by Beneficial Use. Please include a detailed report on the proposed sludge disposal method. See the attached requirements for Sludge Disposal Report C.

Send this form and the appropriate disposal report (if applicable) with your NPDES or ND permit application.

ALSO SEE ATTACHED INSTRUCTIONS

EPA 980005
809.02-7

D H E C
PROMOTE PROTECT PROSPER
2600 Bull Street
Columbia, SC 29201-1708

RECEIVED
OCT 26 1998
NL&OE

October 14, 1998

Gary J. Taylor
SCE&G
V.C. Summer Nuclear Station
PO Box 88
Jenkinsville, SC 29065

RE: Request for One-time Land Application of Water Plant Sludge
V.C. Summer Nuclear Station
Fairfield County

Dear Mr. Taylor:

This office has completed a review of your request to dispose of water treatment sludge from the Alum Sludge Lagoon associated with NPDES Permit #SC0030856. Based on the information provided, this office hereby approves your request.

The Alum Sludge Lagoon may be drained and the flow diverted to Outfall 008. Disposal of approximately 1000 cubic yards of sludge shall be performed as outlined in your August 28, 1998 letter. Please note that disposal of this sludge applies to this disposal event only; any subsequent sludge disposal activities must have prior approval from this Office.

Should you have any questions or comments, please contact me at 803-734-0819.

Sincerely,

Melinda G. Vickers

Melinda G. Vickers
Environmental Engineer Associate
Industrial, Agricultural and Storm Water Permitting Division

mgv

cc: Central Midlands EQC

SCE&G
A SCANA COMPANY

South Carolina Electric & Gas Company
Virgil C. Summer Nuclear Station
P.O. Box 88
Jenkinsville, SC 29065
(803) 345-4344
(803) 345-5209

Gary J. Taylor
Vice President
Nuclear Operations

August 28, 1998
RC-98-0136

Mr. William C. Botts
Environmental Engineering Associate
Industrial and Agricultural Wastewater Division
Bureau of Water
South Carolina Department of Health
and Environmental Control
2600 Bull Street
Columbia, SC 29201

Dear Mr. Botts:

Subject: VIRGIL C. SUMMER NUCLEAR STATION
NPDES PERMIT NO. SC0030856
APPROVAL TO DISPOSE OF SLUDGE (EPA 980005)

South Carolina Electric & Gas Company (SCE&G) requests approval to dispose of water treatment sludge from the Alum Sludge Lagoon, Outfall 006A, NPDES Permit No. SC0030856. The sludge from Outfall 006A consists of clarifier blowdown waste (floc), gravity filter backwash residue (dirt and carbon fines), activated carbon filter backwash residue (dirt and carbon fines), and wastes from the feeders supplying the clarifier (clay and Betz polymer 1190). No radioactivity has been measured in the sludge above environmental levels. This outfall does not contain any alum sludge since alum has not been added to the clarifier since 1987 and the outfall was desludged in 1994. Disposal would take place on SCE&G property in the vicinity of the Virgil C. Summer Nuclear Station (VCSNS).

The disposal of the sludge will be as follows:

1. Divert the flow from Outfall 006A to Outfall 008 per design. The effluent limitations are more stringent at Outfall 008 than 006A.

2. Allow the sludge to dry for approximately two to three weeks.

3. A large backhoe will then be used to remove the sludge. The sludge will then be placed into a dump truck or an equivalent type vehicle.

4. The dump truck will haul and dump the sludge at the area previously utilized in the sludge disposal of 1994.

5. The sludge will then be allowed to drain. After several weeks of drainage the sludge will be leveled across the basin and plowed into the ground inside the holding basin if necessary.

Attached for your review are the TCLP and gamma isotopic analyses results for the sludge. A layout map of the sludge disposal area and a topographical map of the entire facility with the location of the disposal site indicated are also enclosed for your review.

Should you need any further information during the review of this request, please contact Ms. Susan B. Reese at 345-4591.

Very truly yours,

Gary J. Taylor

SBR/GJT/sr
Attachment

c: W. F. Bacon (331)
S. E. Summer (P05)
L. A. Blue (307)
RTS (EPA 980005)
File (809.02-7)
DMS (RC-98-0136)

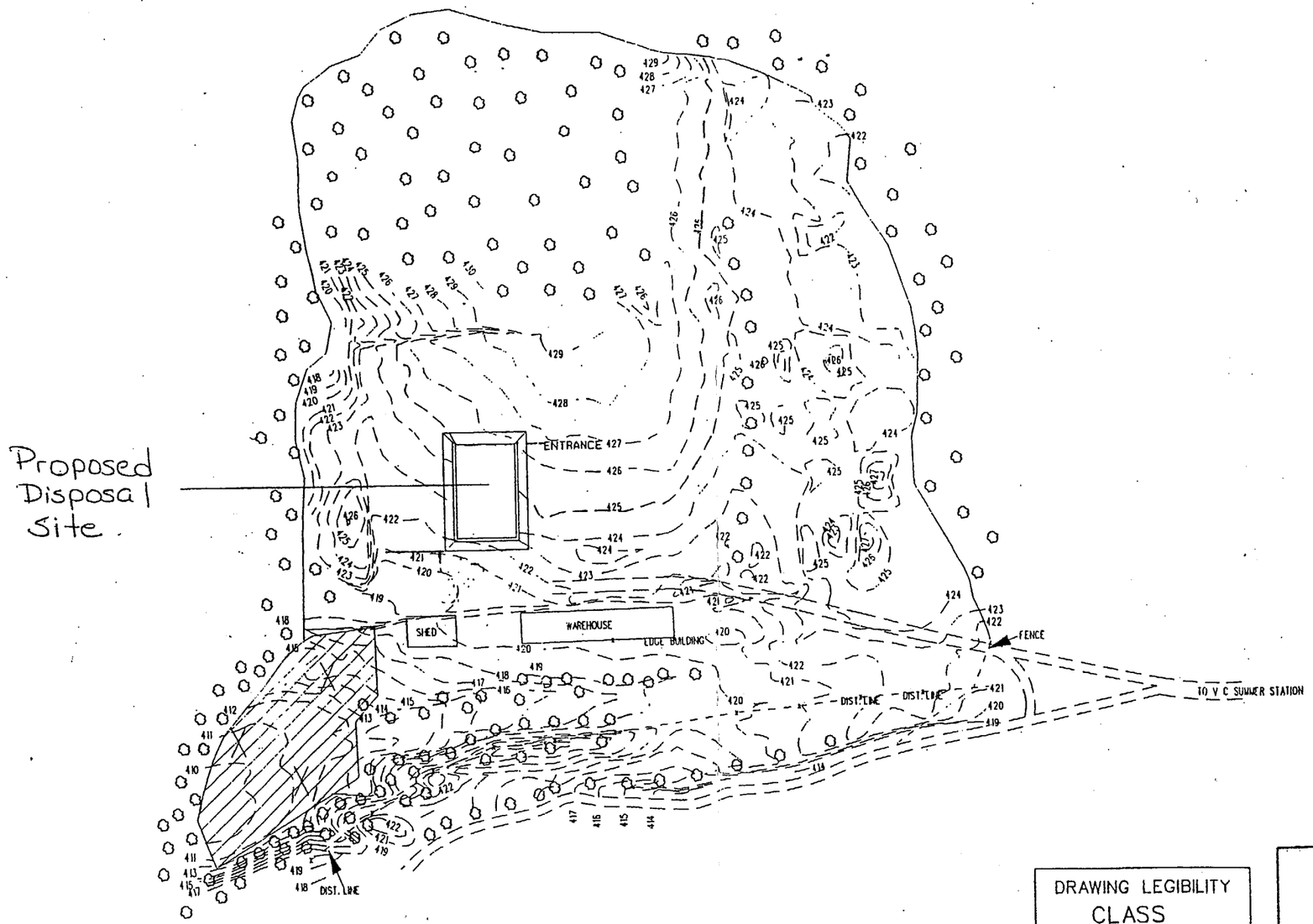

INFORMATION ONLY

X SOIL SAMPLE LOCATION

DRAWING LEGIBILITY
CLASS
SCE&G CAD ENHANCED

NO.	DATE	BY	REVISION	CKD. BY	LE APPROVAL

SOUTH CAROLINA ELECTRIC & GAS COMPANY

VIRGIL C. SUMMER NUCLEAR STATION

V C SUMMER NUCLEAR STATION

SLUDGE APPLICATION SITE

1" = 200'

SCE&G A SCANA COMPANY

DESIGN ENGINEERING

V. C. SUMMER NUCLEAR STATION JENKINSVILLE, S. C.

MADE	CHECKED	LE APPROVAL
1.	2.	3.

SCALE NO SCALE

DRAWING NUMBER

SHT. NUMBER

REV

1/4" = 1'-0" 0' 5' 10' 15' 20'

slurpc00.scr(1642.scr_pm) mcoon@kcc_pm Tue Nov 23 15:41:22 EST 1993

GENERAL ENGINEERING LABORATORIES

Meeting today's needs with a vision for tomorrow.

Laboratory Certifications

STATE	GEL	EPI
FL	E87156/87294	E87472/87458
NC	233	
SC	10120	10582
TN	02934	02934

Client: South Carolina Electric & Gas
Mail Code 331
P.O. Box 88
Jenkensville, South Carolina 29065
Contact: Mr. Hascal Goff

cc: SCEG00397 Report Date: June 16, 1998

Sample ID	: 006-A-INLET
Lab ID	: 9806115-01
Matrix	: TCLP
Date Collected	: 06/01/98
Date Received	: 06/03/98
Priority	: Routine
Collector	: Client

Parameter	Qualifier	Result	Units	Method	Analyst	Date	Time	Batch
Volatile Organics								
TCLP Volatile Compounds - 11 items								
1,1-Dichloroethylene	<	70.0	ug/l	EPA 8260	JEB	06/09/98	1759	123781
1,2-Dichloroethane	<	50.0	ug/l	EPA 8260				
1,4-Dichlorobenzene	<	750	ug/l	EPA 8260				
2-Butanone	<	2000	ug/l	EPA 8260				
Benzene	<	50.0	ug/l	EPA 8260				
Carbon Tetrachloride	<	20.0	ug/l	EPA 8260				
Chlorobenzene	<	1000	ug/l	EPA 8260				
Chloroform	<	600	ug/l	EPA 8260				
Tetrachloroethylene	<	70.0	ug/l	EPA 8260				
Trichloroethylene	<	50.0	ug/l	EPA 8260				
Vinyl chloride	<	20.0	ug/l	EPA 8260				
Extractable Organics								
TCLP Acid Compounds - 5 items								
2,4,5-Trichlorophenol	<	40.0	mg/l	EPA 8270	JPA	06/09/98	1435	123659
2,4,6-Trichlorophenol	<	0.200	mg/l	EPA 8270				
Pentachlorophenol	<	10.0	mg/l	EPA 8270				
m,p-Cresol	<	20.0	mg/l	EPA 8270				
o-Cresol	<	20.0	mg/l	EPA 8270				
TCLP Base/Neutral Compounds - 6 items								
2,4-Dinitrotoluene	<	0.100	mg/l	EPA 8270				
Hexachlorobenzene	<	0.100	mg/l	EPA 8270				
Hexachlorobutadiene	<	0.100	mg/l	EPA 8270				
Hexachloroethane	<	0.300	mg/l	EPA 8270				
Nitrobenzene	<	0.100	mg/l	EPA 8270				
Pyridine	<	0.500	mg/l	EPA 8270				
TCLP Herbicides - 2 items								
2,4,5-TP	<	1.00	mg/l	EPA 8151	JLS	06/12/98	0404	123660
2,4-D	<	1.00	mg/l	EPA 8151				
TCLP Pesticides - 8 items								

GENERAL ENGINEERING LABORATORIES

Meeting today's needs with a vision for tomorrow.

Laboratory Certifications

STATE	GEL	EPI
FL	E87156/87294	E87472/87458
NC	233	
SC	10120	10582
TN	02934	02934

Client: South Carolina Electric & Gas
Mail Code 331
P.O. Box 88
Jenkensville, South Carolina 29065
Contact: Mr. Hascal Goff

cc: SCEG00397 Report Date: June 16, 1998

Sample ID : 006-A-INLET

Parameter	Qualifier	Result	Units	Method	Analyst	Date	Time	Batch
Chlordane	<	0.0125	mg/l	EPA 8080	SJ	06/11/98	1404	123762
Endrin	<	0.00200	mg/l	EPA 8080	SJ	06/11/98	1404	123762
Heptachlor	<	0.00100	mg/l	EPA 8080				
Heptachlor & Hep. Epoxide	<	0.00200	mg/l	EPA 8080				
Heptachlor epoxide	<	0.00100	mg/l	EPA 8080				
Methoxychlor	<	1.00	mg/l	EPA 8080				
Toxaphene	<	0.0500	mg/l	EPA 8080				
gamma-BHC	<	0.0400	mg/l	EPA 8080				
Metals Analysis								
Mercury	<	0.0200	mg/l	EPA 7471	RMJ	06/09/98	0126	123744
Silver	<	25.0	ug/l	EPA 6010A	MBL	06/09/98	0916	123684
Arsenic	<	25.0	ug/l	EPA 6010A				
Barium		87.3	ug/l	EPA 6010A				
Cadmium	<	25.0	ug/l	EPA 6010A				
Chromium	<	25.0	ug/l	EPA 6010A				
Lead	<	25.0	ug/l	EPA 6010A				
Selenium	<	25.0	ug/l	EPA 6010A				

The following prep procedures were performed:

GC/MS Acid Compounds	EPA 3510	MAL	06/08/98	1530	123659
GC/MS Base/Neutral Compounds	EPA 3510	MAL	06/08/98	1530	123659
Herbicides	EPA 8150	HDB	06/08/98	1600	123660
Pesticides	EPA 3510	JPB	06/09/98	1000	123762
Mercury	EPA 7470	RMJ	06/08/98	2030	123744
TCLP Extraction - Semivolatiles	EPA 1311	JL	06/07/98	1615	123650
TCLP Extraction - Volatiles	EPA 1311	JL	06/08/98	1555	123651
TCLP Prep for Metals	EPA 1311	JL	06/07/98	1615	123649

P O Box 30712 • Charleston, SC 29417 • 2040 Savage Road • 29414
(803) 556-8171 • Fax (803) 766-1178

9806115-01

GENERAL ENGINEERING LABORATORIES

Meeting today's needs with a vision for tomorrow.

Laboratory Certifications

STATE	GEL	EPI
FL	E87156/87294	E87472/87458
NC	233	
SC	10120	10582
TN	02934	02934

Client: South Carolina Electric & Gas
Mail Code 331
P.O. Box 88
Jenkensville, South Carolina 29065
Contact: Mr. Hascal Goff

cc: SCEG00397 Report Date: June 16, 1998

Sample ID : 006-A-INLET

Parameter	Qualifier	Result	Units	Method	Analyst	Date	Time	Batch

This data report has been prepared and reviewed in accordance with General Engineering Laboratories standard operating procedures. Please direct any questions to your Project Manager, Tom Seabrook at (803) 556-8171.

Thomas M. Seabrook

Reviewed By

P O Box 30712 • Charleston, SC 29417 • 2040 Savage Road • 29414
(803) 556-8171 • Fax (803) 766-1178

9806115-01

GENERAL ENGINEERING LABORATORIES

Meeting today's needs with a vision for tomorrow.

Laboratory Certifications

STATE	GEL	EPI
FL	E87156/87294	E87472/87458
NC	233	
SC	10120	10582
TN	02934	02934

Client: South Carolina Electric & Gas
Mail Code 331
P.O. Box 88
Jenkensville, South Carolina 29065
Contact: Mr. Hascal Goff

cc: SCEG00397 Report Date: June 16, 1998

Sample ID	: 006-A-OUTLET
Lab ID	: 9806115-03
Matrix	: TCLP
Date Collected	: 06/01/98
Date Received	: 06/03/98
Priority	: Routine
Collector	: Client

Parameter	Qualifier	Result	Units	Method	Analyst	Date	Time	Batch
Volatile Organics								
TCLP Volatile Compounds - 11 items								
1,1-Dichloroethylene	<	70.0	ug/l	EPA 8260	JEB	06/09/98	1830	123781
1,2-Dichloroethane	<	50.0	ug/l	EPA 8260				
1,4-Dichlorobenzene	<	750	ug/l	EPA 8260				
2-Butanone	<	2000	ug/l	EPA 8260				
Benzene	<	50.0	ug/l	EPA 8260				
Carbon Tetrachloride	<	20.0	ug/l	EPA 8260				
Chlorobenzene	<	1000	ug/l	EPA 8260				
Chloroform	<	600	ug/l	EPA 8260				
Tetrachloroethylene	<	70.0	ug/l	EPA 8260				
Trichloroethylene	<	50.0	ug/l	EPA 8260				
Vinyl chloride	<	20.0	ug/l	EPA 8260				
Extractable Organics								
TCLP Acid Compounds - 5 items								
2,4,5-Trichlorophenol	<	40.0	mg/l	EPA 8270	JPA	06/09/98	1508	123659
2,4,6-Trichlorophenol	<	0.200	mg/l	EPA 8270				
Pentachlorophenol	<	10.0	mg/l	EPA 8270				
m,p-Cresol	<	20.0	mg/l	EPA 8270				
o-Cresol	<	20.0	mg/l	EPA 8270				
TCLP Base/Neutral Compounds - 6 items								
2,4-Dinitrotoluene	<	0.100	mg/l	EPA 8270				
Hexachlorobenzene	<	0.100	mg/l	EPA 8270				
Hexachlorobutadiene	<	0.100	mg/l	EPA 8270				
Hexachloroethane	<	0.300	mg/l	EPA 8270				
Nitrobenzene	<	0.100	mg/l	EPA 8270				
Pyridine	<	0.500	mg/l	EPA 8270				
TCLP Herbicides - 2 items								
2,4,5-TP	<	1.00	mg/l	EPA 8151	JLS	06/12/98	0425	123660
2,4-D	<	1.00	mg/l	EPA 8151				
TCLP Pesticides - 8 items								

GENERAL ENGINEERING LABORATORIES

Meeting today's needs with a vision for tomorrow.

Laboratory Certifications

STATE	GEL	EPI
FL	E87156/87294	E87472/87458
NC	233	
SC	10120	10582
TN	02934	02934

Client: South Carolina Electric & Gas
Mail Code 331
P.O. Box 88
Jenkensville, South Carolina 29065
Contact: Mr. Hascal Goff

cc: SCEG00397 Report Date: June 16, 1998

Sample ID : 006-A-OUTLET

Parameter	Qualifier	Result	Units	Method	Analyst	Date	Time	Batch
Chlordane	<	0.0125	mg/l	EPA 8080	SJ	06/11/98	1451	123762
Endrin	<	0.00200	mg/l	EPA 8080	SJ	06/11/98	1451	123762
Heptachlor	<	0.00100	mg/l	EPA 8080				
Heptachlor & Hep. Epoxide	<	0.00200	mg/l	EPA 8080				
Heptachlor epoxide	<	0.00100	mg/l	EPA 8080				
Methoxychlor	<	1.00	mg/l	EPA 8080				
Toxaphene	<	0.0500	mg/l	EPA 8080				
gamma-BHC	<	0.0400	mg/l	EPA 8080				
Metals Analysis								
Mercury	<	0.0200	mg/l	EPA 7471	RMJ	06/09/98	0129	123744
Silver	<	25.0	ug/l	EPA 6010A	MBL	06/09/98	0921	123684
Arsenic	<	25.0	ug/l	EPA 6010A				
Barium		77.3	ug/l	EPA 6010A				
Cadmium	<	25.0	ug/l	EPA 6010A				
Chromium	<	25.0	ug/l	EPA 6010A				
Lead	<	25.0	ug/l	EPA 6010A				
Selenium	<	25.0	ug/l	EPA 6010A				

The following prep procedures were performed:

GC/MS Acid Compounds	EPA 3510	MAL	06/08/98	1530	123659
GC/MS Base/Neutral Compounds	EPA 3510	MAL	06/08/98	1530	123659
Herbicides	EPA 8150	HDB	06/08/98	1600	123660
Pesticides	EPA 3510	JPB	06/09/98	1000	123762
Mercury	EPA 7470	RMJ	06/08/98	2030	123744
TCLP Extraction - Semivolatiles	EPA 1311	JL	06/07/98	1615	123650
TCLP Extraction - Volatiles	EPA 1311	JL	06/08/98	1555	123651
TCLP Prep for Metals	EPA 1311	JL	06/07/98	1615	123649

P O Box 30712 • Charleston, SC 29417 • 2040 Savage Road • 29414
(803) 556-8171 • Fax (803) 766-1178

9806115-03

GENERAL ENGINEERING LABORATORIES

Meeting today's needs with a vision for tomorrow.

Laboratory Certifications

STATE	GEL	EPI
FL	E87156/87294	E87472/87458
NC	233	
SC	10120	10582
TN	02934	02934

Client: South Carolina Electric & Gas
Mail Code 331
P.O. Box 88
Jenkensville, South Carolina 29065

Contact: Mr. Hascal Goff

cc: SCEG00397 Report Date: June 16, 1998

Sample ID : 006-A-OUTLET

Parameter	Qualifier	Result	Units	Method	Analyst	Date	Time	Batch

This data report has been prepared and reviewed in accordance with General Engineering Laboratories standard operating procedures. Please direct any questions to your Project Manager, Tom Seabrook at (803) 556-8171.

Thomas M. Seabrook

Reviewed By

P O Box 30712 • Charleston, SC 29417 • 2040 Savage Road • 29414

(803) 556-8171 • Fax (803) 766-1178

9806115-03

316A Variance Request

Variance of 316(a) of the Clean Water Act of 1977

V. C. Summer Nuclear Station requests the continuation of the 316(a) variance of the Clean Water Act of 1977 as was granted in the issuance of NPDES Permt No. SC0030856. This request is supported by the following information:

- V. C. Summer Nuclear Station did undergo a plant uprate in 1995. An environmental assessment performed by South Carolina Electric & Gas Company determined that the plant uprate affects were minor. The power uprate did increase the heat rejection rate to the environment approximately 4% via the Main Condenser to the Circulating Water System. This uprate has had no adverse impacts on the environment in that there have been no fish kills in the last seven years.

- There are no anticipated changes in plant discharges or other discharges in the plant site area which could interact with thermal discharges.

- There have been no observed changes to the biotic community of the receiving water body which could impact the previous 316(a) determinations.

There has been one incident of temperature exceeding the 113° F limit since the last issuance of the NPDES permit. This occurred on July 25, 1998, when a circulating water pump loss power due to electrical failure. Operations personnel took appropriate action to reduce power. There were no observed fish mortalities from the incident; therefore the transient did not have an adverse impact on the environment.

Attached for review is a copy of the 2001 Water Quality Monitoring Report for Monticello Reservoir. This study shows that the thermal discharges allowed under the 316(a) variance are not adversely impacting the environment.

2001 Water Quality Monitoring Report
For
Monticello Reservoir

February 28, 2002

Environmental Services
South Carolina Electric & Gas Company

Water Quality Monitoring

Monticello Reservoir
2001

Introduction

Monticello Reservoir is the upper reservoir for a pumped storage hydroelectric plant (Fairfield Pumped Storage Facility) and the cooling reservoir for a nuclear powered electric generation facility (Virgil C. Summer Nuclear Station). Monticello Reservoir is located in Fairfield County, near Jenkinsville, South Carolina.

Water quality profiles (temperature, pH, conductivity, and dissolved oxygen) were conducted on a monthly basis at three locations in the Monticello Reservoir in 2001. Sampling was also conducted in the V. C. Summer Nuclear Station Service Water Pond. The locations are designated as follows (see Figure 1):

> "Uplake 16", located near the northern end of the reservoir (near the old NUS site 16),
>
> "Intake 2", located in the channel near the circulating water intake for the Virgil C. Summer Nuclear Station,
>
> "Discharge 6", located just outside the northern end of the circulating water discharge canal for the Virgil C. Summer Nuclear Station (VCSNS),
>
> "Service Water Pond", located adjacent to VCSNS. The actual sampling site is found in the immediate vicinity of the intake structure.

These four locations cover three major portions of the Monticello Reservoir and one site in the VCSNS service water pond. The three locations in the Monticello Reservoir are; the area near the Fairfield Pumped Storage Facility (FPSF) intake, which is influenced by pump back and generation operations of the hydro; the area near the discharge canal which is influenced by the VCSNS thermal discharge; and the northern end of the reservoir which is relatively unaffected, in terms of water quality, by either the FPSF or the VSCNS. The fourth location in the VCSNS service water pond is provided for information on water quality prior to chemical treatment. The service water sampling was not initiated until March 1996.

All measurements were conducted in the field using the Grant/YSI 3800 Water Quality Logger. The instruments (pH and dissolved oxygen probes) were calibrated in the laboratory prior to taking field measurements. In some cases they were re-calibrated in

the field. Data was collected between mid-morning or early afternoon on each sampling day.

Results

Data collected is presented in Tables 1 through 43. Bottom contours at each sampling location can vary greatly over small distances due to boat positioning not being exact. Depth sampled at a location can vary from month to month. Each table displays depth, temperature, pH, conductivity, and dissolved oxygen. Measurements were taken from surface (approximately one foot in depth), to the bottom. Note that data for February 2001 was omitted due to a malfunction of the Grant/YSI 3800. In addition no data was taken in the service water pond for the month of October 2001 due to no key access to the secure area.

Six graphs are provided to show contrast or similarities of like parameters, different locations, and same dates. Conductivity was not included in the graphs. Results are discussed by parameter below. The months of January and August were graphed to show extremes in 2001 parameter values. Data collected from the Service Water Pond was not graphed.

Temperature- As the result of heated water discharge from VCSNS, surface water temperatures were higher at the Discharge 6 site than at the other two locations in Lake Monticello (see temperature graphs for January 2001 and August 2001). The thermal plume is evident in the Discharge 6 site throughout the year at depths of 2 to 3 meters except in the month of January. The reason the thermal plume is not evident this month is due to an unscheduled plant outage. In winter, Uplake 16 site and Intake 2 site have similar temperature profiles.

The August temperature graph shows no real thermocline at either of the three sites. A thermocline is a zone of rapid temperature change indicating a boundary between water layers of different temperature and density. This is probably due to a very mild summer with no significant long term, high range, temperatures.

In the fall, due to cooler weather conditions, thermal stratification breaks down allowing mixing of layers. No thermocline is evident during the winter months at any of the three sampling sites.

Dissolved Oxygen- Dissolved oxygen in the Monticello Reservoir is relatively high throughout the year except for the deeper waters in the late summer. These deep waters, due to their lower temperatures and increased density, do not mix with the upper layers of water in the reservoir and become oxygen depleted during the summer. A general decrease in oxygen occurs with depth during the summer months as evidenced in two of

the three sites sampled. During winter conditions, thorough mixing of water layers occur distributing oxygen from surface to bottom.

Uplake 16 site shows the greatest decline in oxygen with depth in winter or summer. There seems to be more mixing occurring at Intake 2 due to the influence of pump-back by FPSF.

pH- The pH in the Monticello Reservoir is generally neutral. Measured pH values in 2001 ranged from a low of 7.0 to a high of 8.9. During the winter months pH profiles are similar at all three sampling sites (see pH graph Monticello Reservoir January 2001). In the spring pH values are much higher at the Uplake 16 site. This is very evident in the graph, (see graph pH Monticello Reservoir August 2001) particularly at the surface. This is due to phytoplankton photosynthetic activity in the surface waters to a depth that sunlight can penetrate. The uptake of carbon dioxide, and reduction of bicarbonate and carbonate ions during photosynthesis by aquatic plants (including microscopic phytoplankton) results in increased pH. The highest pH values measured in Monticello Reservoir during 2001 are found near the surface at Uplake 16 during the month of May. The water mixing process previously mentioned at Intake 2 and Discharge 6 keeps the pH values lower than the Uplake 16 site.

Conductivity- In 2001 normal conductivity in the Monticello Reservoir is 0.108 mmhos/cm. Values as low as 0.104 mmhos/cm were recorded in March and as high as 0.136 in November. In general, low conductivity values are consistent for Monticello Reservoir and show only slight variation throughout the year.

Summary

Water quality measurements reveal that Monticello Reservoir exhibits mixed thermal conditions at the southern end of the reservoir with the exception of the thermal plume from Summer Station (Discharge 6 location). There is no evidence of the thermal plume from Summer Station in the area near the Summer Station circulating water intake (Intake 2), nor at the uplake sampling location (Uplake 16). Water quality measurements reveal a thermally stratified environment at the uplake sampling location year round. Dissolved oxygen levels remain relatively high in Monticello Reservoir throughout the year except in deep water during the summer months. Near neutral pH conditions are the rule for Monticello Reservoir, except for photosynthesis induced pH elevation near the surface during the spring and early summer months. Conductivity values are generally low and are consistent with historical Monticello Reservoir values. No data taken during 2001 suggests the water quality in Monticello Reservoir is insufficient for support of aquatic life.

F. David Haddon
Environmental Services

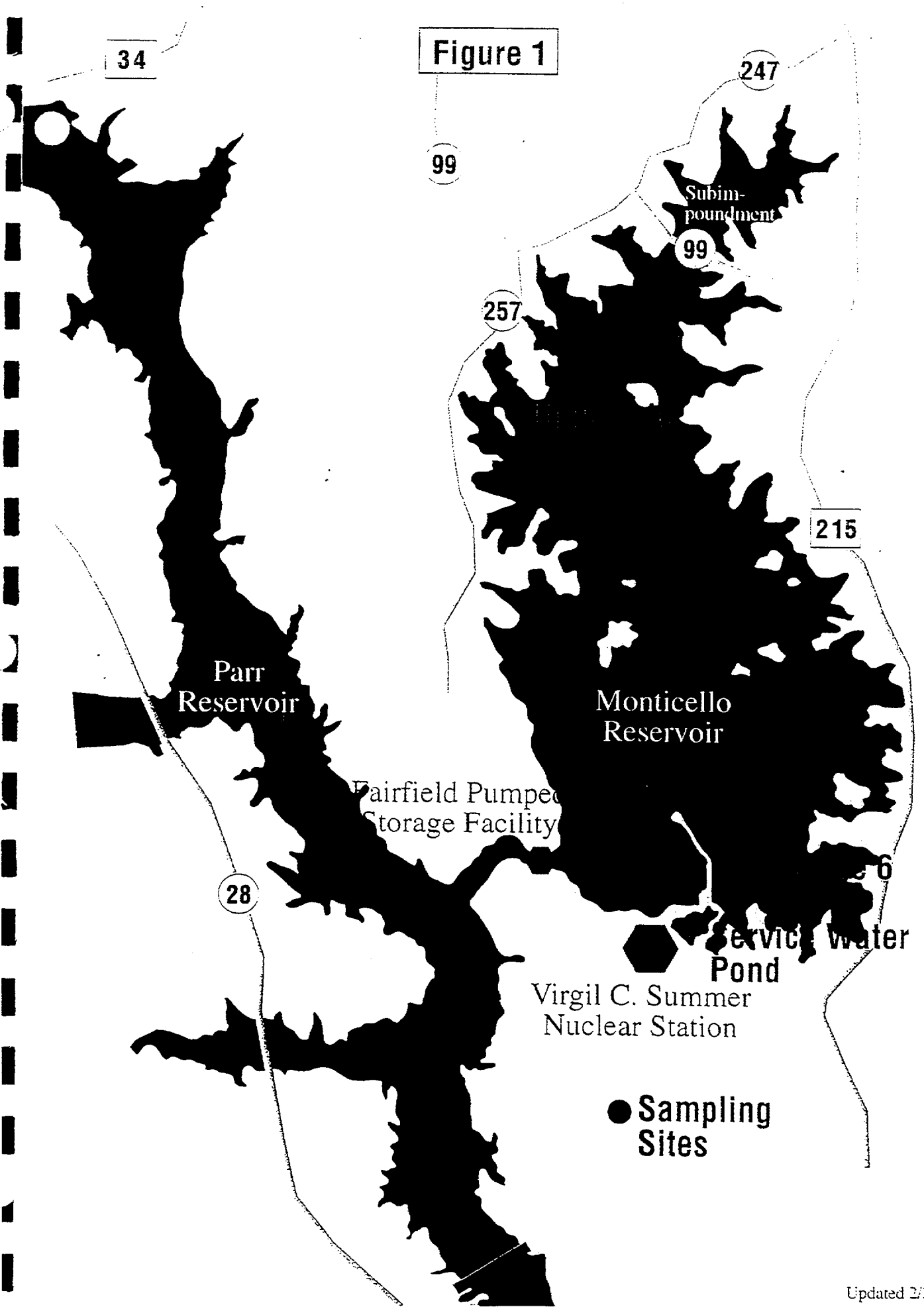

Updated 2/20/97

Temperature Monticello Reservoir
January 30, 2001

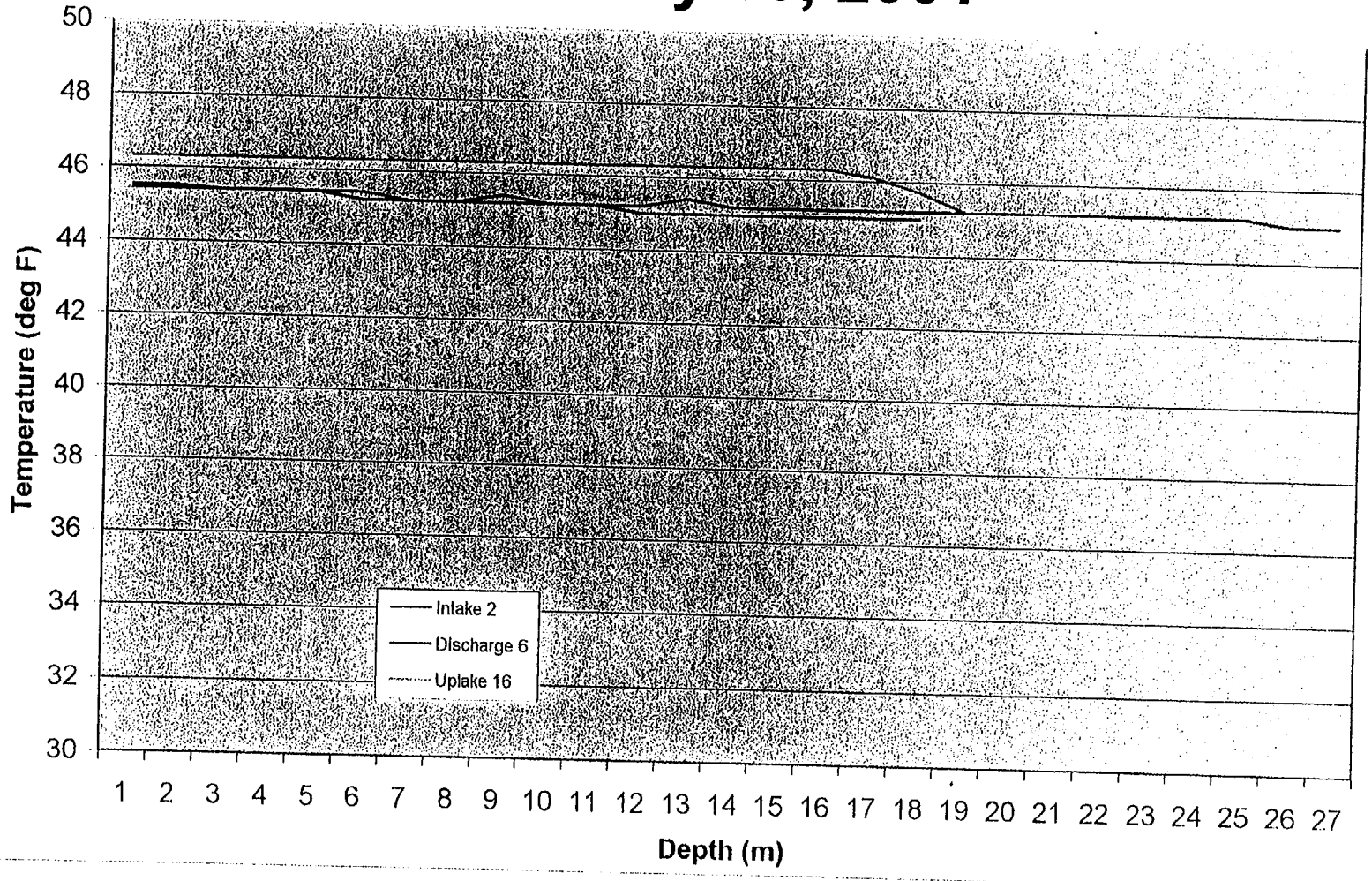

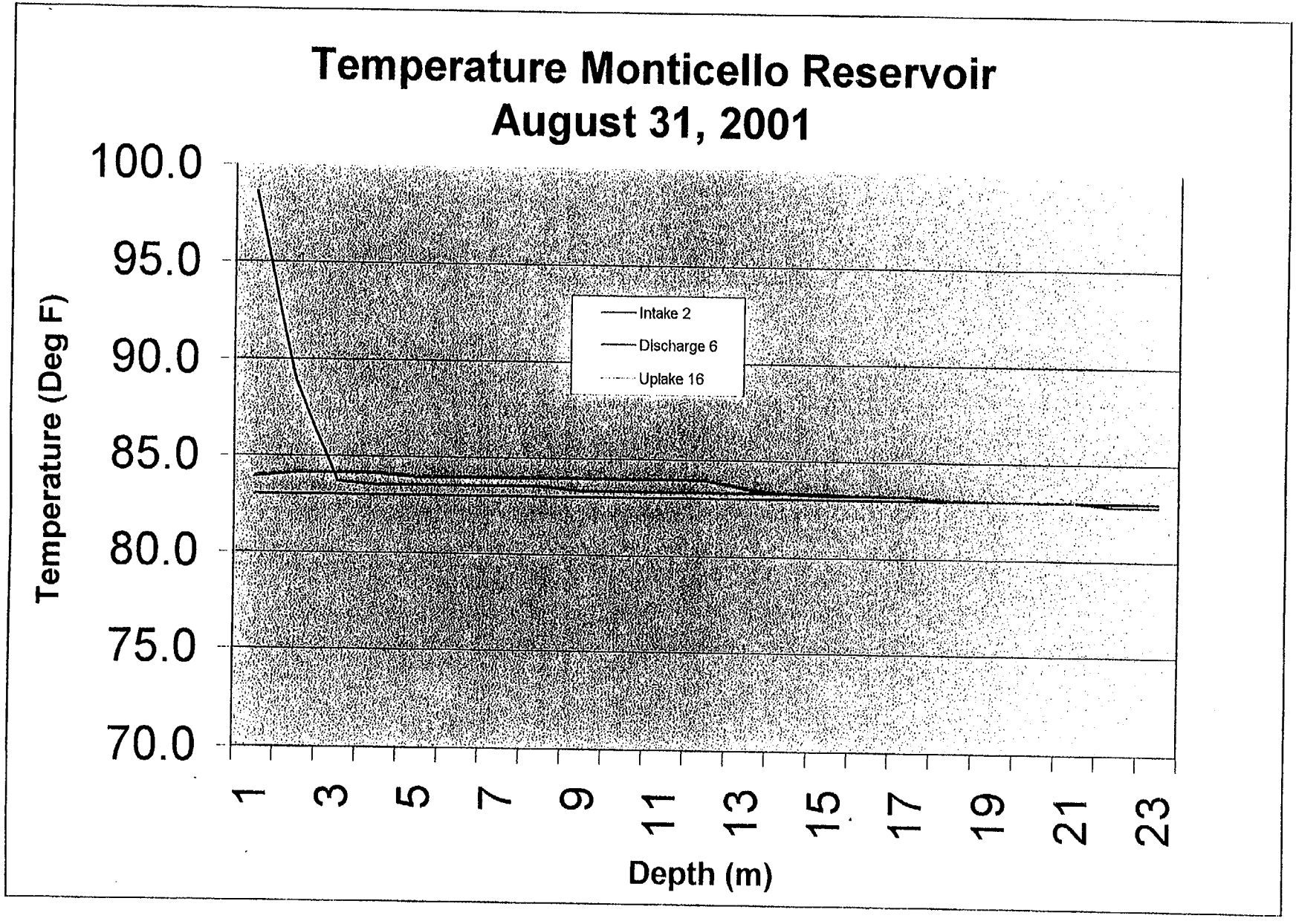
Temperature Monticello Reservoir
August 31, 2001
Temperature (Deg F)
100.0
95.0
90.0
85.0
80.0
75.0
70.0
Intake 2
Discharge 6
Uplake 16
1
3
5
7
9
11
13
15
17
19
21
23
Depth (m)

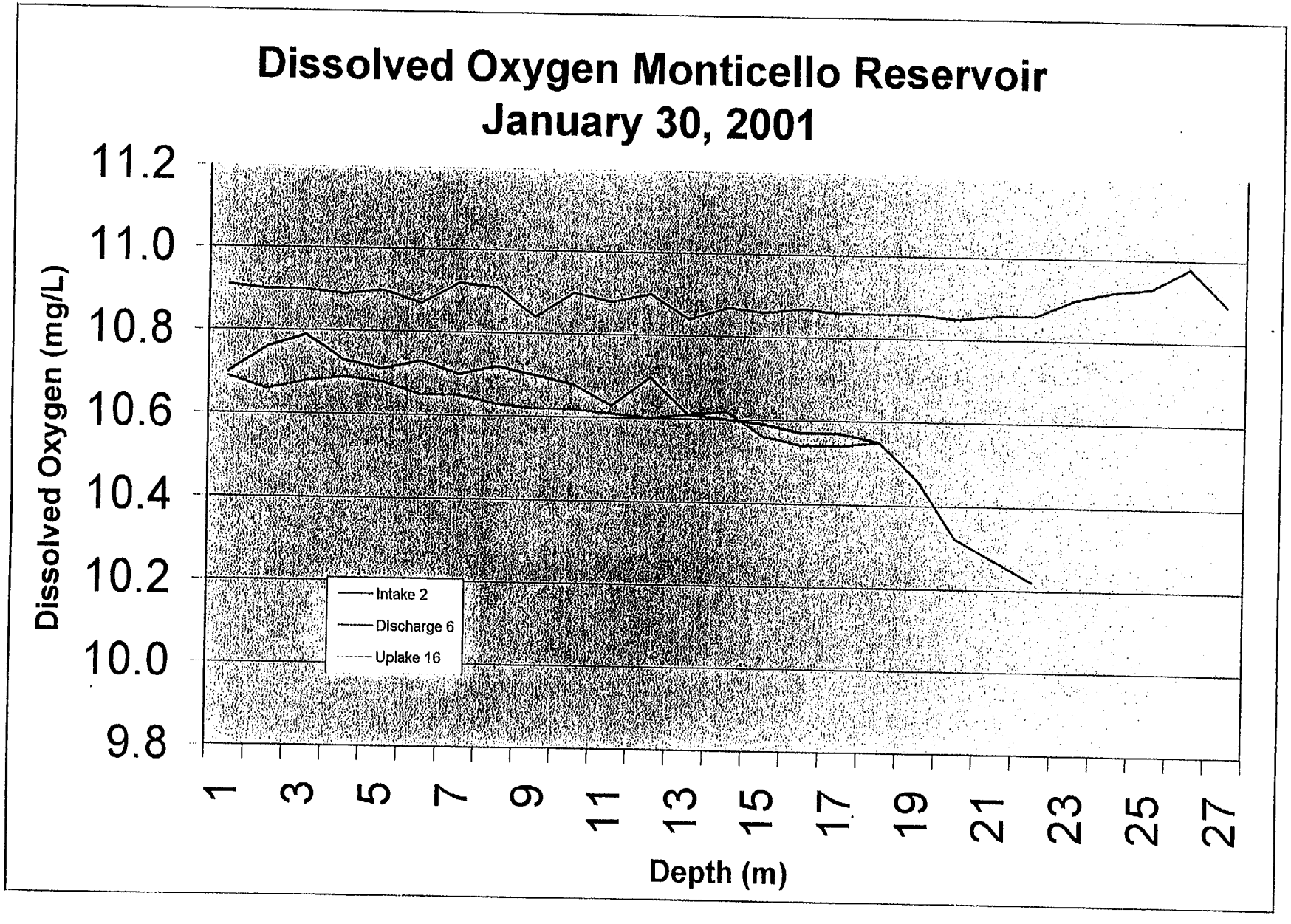
Dissolved Oxygen Monticello Reservoir
January 30, 2001
Dissolved Oxygen (mg/L)
11.2
11.0
10.8
10.6
10.4
10.2
10.0
9.8
Intake 2
Discharge 6
Uplake 16
1
3
5
7
9
11
13
15
17
19
21
23
25
27
Depth (m)

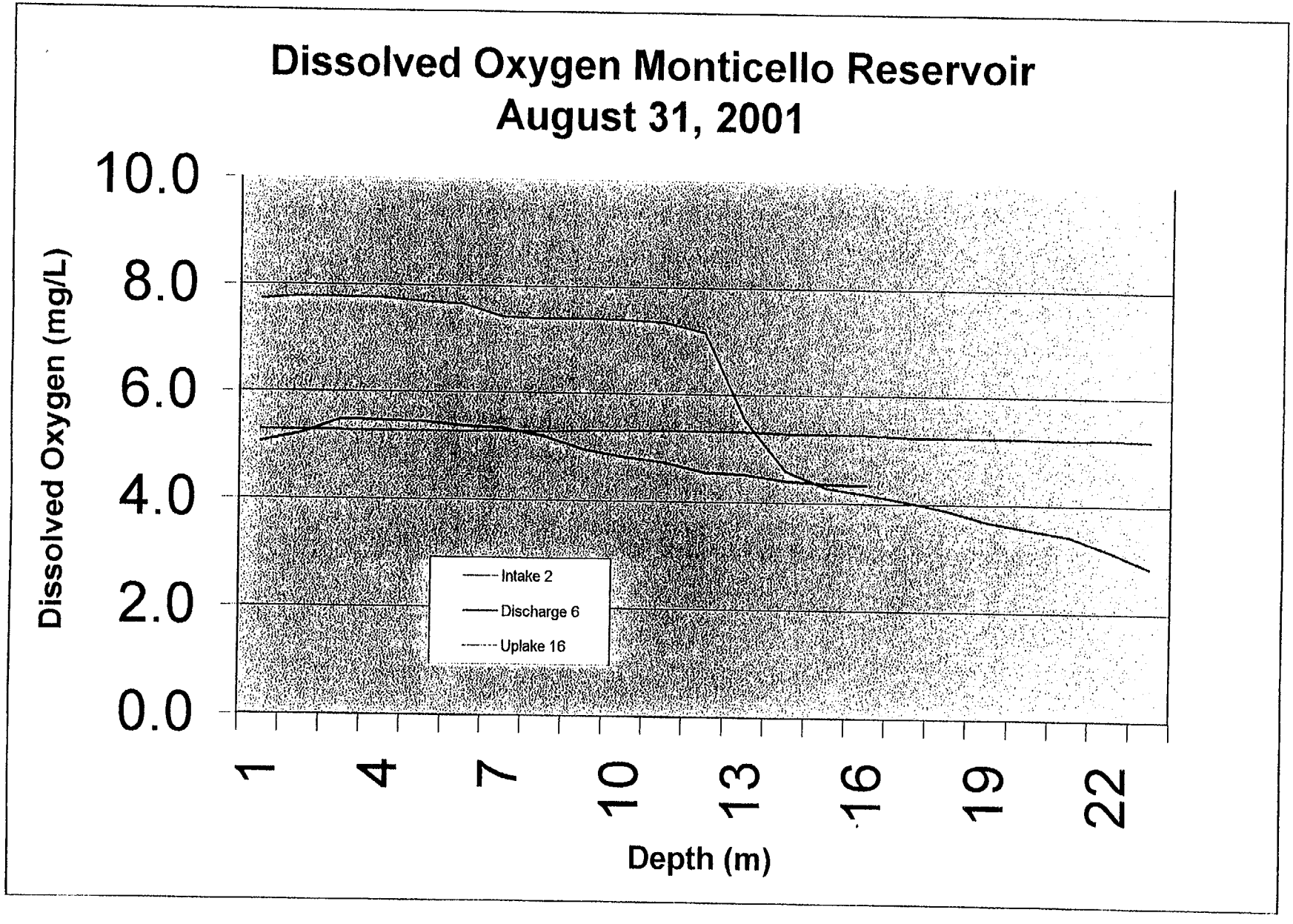
Dissolved Oxygen Monticello Reservoir
August 31, 2001
Dissolved Oxygen (mg/L)
10.0
8.0
6.0
4.0
2.0
0.0
1
4
7
10
13
16
19
22
Depth (m)
Intake 2
Discharge 6
Uplake 16

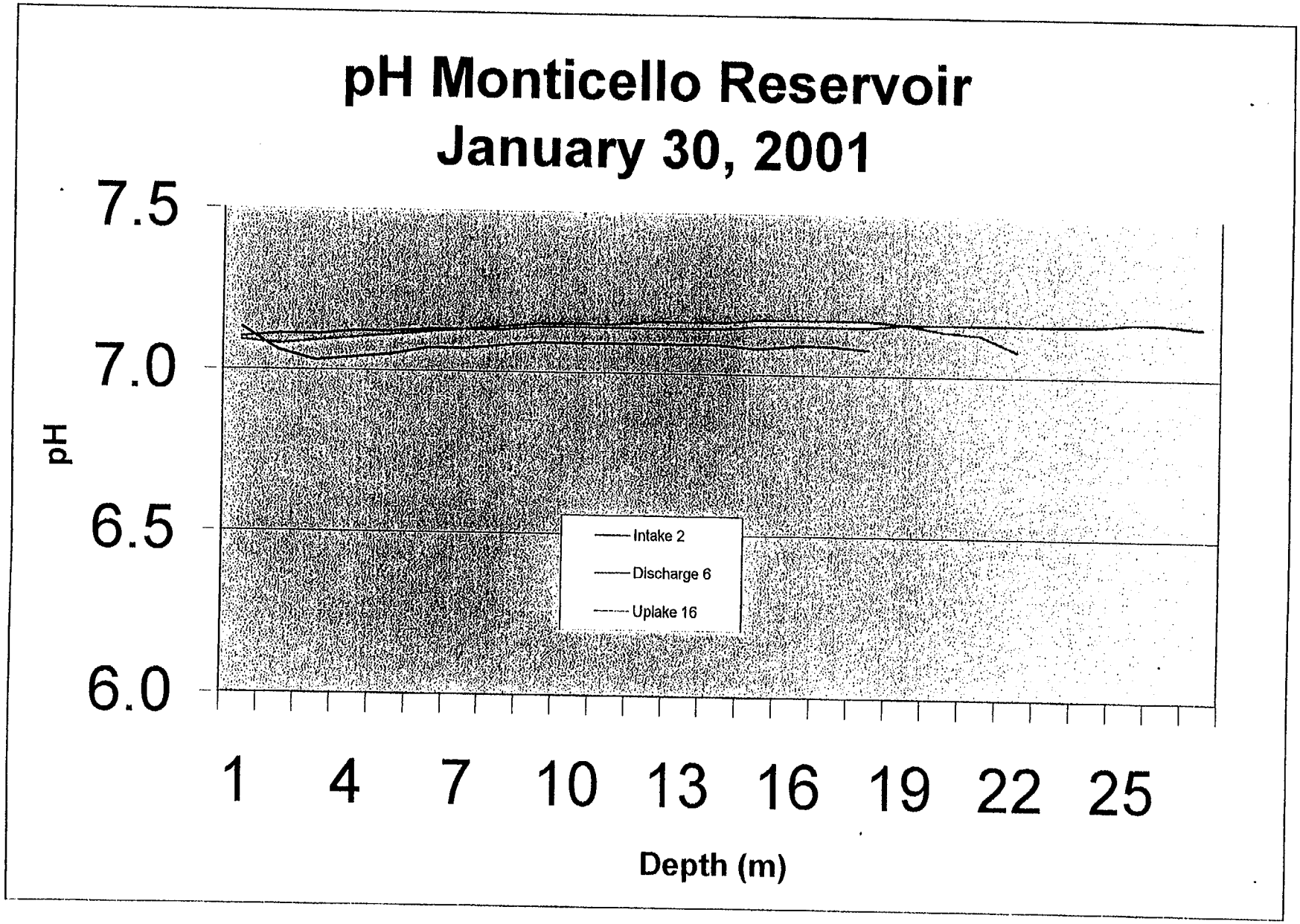
pH Monticello Reservoir
January 30, 2001
7.5
7.0
6.5
6.0
pH
Intake 2
Discharge 6
Uplake 16
1
4
7
10
13
16
19
22
25
Depth (m)

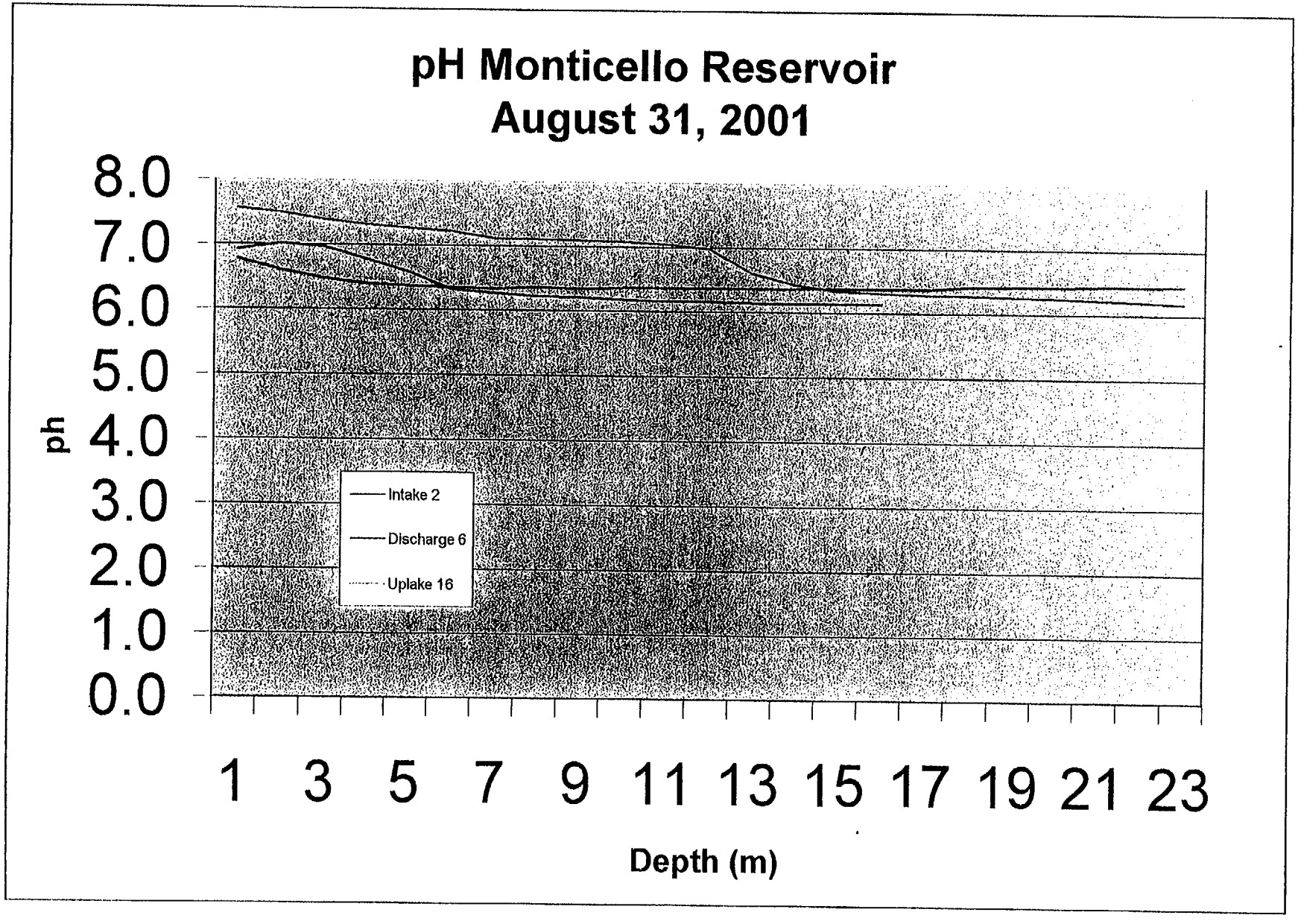
pH Monticello Reservoir
August 31, 2001
8.0
7.0
6.0
5.0
4.0
3.0
2.0
1.0
0.0
ph
Intake 2
Discharge 6
Uplake 16
1 3 5 7 9 11 13 15 17 19 21 23
Depth (m)

2001 MONTICELLO RESERVOIR WATER QUALITY

TABLE 1

SITE: INTAKE CHANNEL 2 **January 30, 2001**

depth (meters)	temp (^{0}F)	ph	cond (mmhos/cm)	dissolved oxygen (mg/L)
0	45.4	7.1	0.132	10.9
1	45.4	7.1	0.128	10.9
2	45.4	7.1	0.128	10.9
3	45.4	7.1	0.128	10.9
4	45.4	7.1	0.128	10.9
5	45.4	7.1	0.128	10.9
6	45.2	7.1	0.132	10.9
7	45.2	7.1	0.128	10.9
8	45.4	7.1	0.128	10.8
9	45.2	7.1	0.128	10.9
10	45.2	7.1	0.128	10.9
11	45.2	7.1	0.128	10.9
12	45.4	7.1	0.128	10.8
13	45.2	7.1	0.128	10.9
14	45.2	7.2	0.128	10.9
15	45.2	7.2	0.128	10.9
16	45.2	7.2	0.128	10.9
17	45.2	7.2	0.128	10.9
18	45.2	7.2	0.128	10.9
19	45.2	7.2	0.128	10.9
20	45.2	7.2	0.132	10.9
21	45.2	7.2	0.128	10.9
22	45.2	7.2	0.132	10.9
23	45.2	7.2	0.128	10.9
24	45.2	7.2	0.128	10.9
25	45.0	7.2	0.130	11.0
26	45.0	7.2	0.130	10.9

2001 MONTICELLO RESERVOIR WATER QUALITY

TABLE 2

SITE: DISCHARGE 6 **January 30, 2001**

depth (meters)	temp (^{0}F)	ph	cond (mmhos/cm)	dissolved oxygen (mg/L)
0	45.5	7.1	0.132	10.7
1	45.5	7.1	0.132	10.8
2	45.4	7.0	0.132	10.8
3	45.4	7.0	0.132	10.7
4	45.4	7.1	0.132	10.7
5	45.2	7.1	0.132	10.7
6	45.2	7.1	0.132	10.7
7	45.2	7.1	0.132	10.7
8	45.2	7.1	0.132	10.7
9	45.2	7.1	0.132	10.7
10	45.2	7.1	0.132	10.6
11	45.0	7.1	0.132	10.7
12	45.0	7.1	0.132	10.6
13	45.0	7.1	0.132	10.6
14	45.0	7.1	0.132	10.6
15	45.0	7.1	0.132	10.6
16	45.0	7.1	0.132	10.6
17	45.0	7.1	0.132	10.6

2001 MONTICELLO RESERVOIR WATER QUALITY

TABLE 3

SITE: UPLAKE 16 **January 30, 2001**

depth (meters)	temp (^{0}F)	ph	cond (mmhos/cm)	dissolved oxygen (mg/L)
0	46.3	7.1	0.136	10.7
1	46.3	7.1	0.136	10.7
2	46.3	7.1	0.136	10.7
3	46.3	7.1	0.136	10.7
4	46.3	7.1	0.136	10.7
5	46.3	7.1	0.136	10.7
6	46.3	7.1	0.136	10.7
7	46.3	7.1	0.136	10.6
8	46.3	7.2	0.136	10.6
9	46.3	7.2	0.136	10.6
10	46.3	7.2	0.132	10.6
11	46.3	7.2	0.136	10.6
12	46.3	7.2	0.132	10.6
13	46.3	7.2	0.132	10.6
14	46.3	7.2	0.132	10.6
15	46.3	7.2	0.136	10.5
16	46.1	7.2	0.136	10.5
17	45.7	7.2	0.134	10.6
18	45.2	7.2	0.138	10.5
19	45.2	7.1	0.138	10.3
20	45.2	7.1	0.132	10.3
21	45.2	7.1	0.132	10.2

TABLE 4

SITE: INTAKE CHANNEL 2 **March 29, 2001**

depth (meters)	temp (^{0}F)	ph	cond (mmhos/cm)	dissolved oxygen (mg/L)
0	59.4	7.2	0.118	8.4
1	55.6	7.3	0.112	8.9
2	54.9	7.2	0.108	8.8
3	54.5	7.0	0.110	8.8
4	54.2	6.9	0.108	8.8
5	54.2	6.8	0.110	8.8
6	54.2	6.8	0.110	8.8
7	54.2	6.8	0.110	8.8
8	54.0	6.8	0.110	8.8
9	54.0	6.8	0.110	8.7
10	54.0	6.8	0.112	8.8
11	53.8	6.8	0.114	8.8
12	53.8	6.8	0.110	8.8
13	53.8	6.8	0.110	8.8
14	53.6	6.8	0.108	8.7
15	53.8	6.8	0.108	8.7
16	53.6	6.8	0.106	8.7
17	53.6	6.8	0.108	8.7
18	53.6	6.8	0.108	8.7
19	53.6	6.8	0.106	8.7
20	53.6	6.8	0.106	8.7
21	53.5	6.8	0.106	8.7
22	53.3	6.8	0.104	8.6
23	53.3	6.8	0.104	8.5
24	53.1	6.8	0.104	8.5
25	52.9	6.8	0.104	8.4

2001 MONTICELLO RESERVOIR WATER QUALITY

TABLE 5

SITE: DISCHARGE 6 **March 29, 2001**

depth (meters)	temp (^{0}F)	ph	cond (mmhos/cm)	dissolved oxygen (mg/L)
0	75.2	7.0	0.116	8.3
1	62.5	7.3	0.120	8.7
2	58.1	7.4	0.122	8.9
3	56.0	7.4	0.122	8.9
4	55.3	7.3	0.122	8.7
5	54.9.	7.1	0.122	8.7
6	54.7	7.0	0.122	8.6
7	54.5	6.9	0.120	8.6
8	54.4	6.8	0.120	8.6
9	54.2	6.8	0.118	8.6
10	54.2	6.8	0.120	8.6
11	54.0	6.8	0.118	8.6
12	54.0	6.8	0.118	8.5
13	53.8	6.8	0.116	8.5
14	53.6	6.8	0.116	8.6
15	53.6	6.8	0.116	8.6
16	53.6	6.8	0.116	8.6

2001 MONTICELLO RESERVOIR WATER QUALITY

TABLE 6

SITE: UPLAKE 16 **March 29, 2001**

depth (meters)	temp (^{0}F)	ph	cond (mmhos/cm)	dissolved oxygen (mg/L)
0	57.8	7.4	0.128	9.0
1	57.6	7.3	0.124	9.2
2	57.1	7.2	0.126	9.3
3	56.2	7.1	0.124	9.1
4	55.6	7.1	0.126	9.0
5	54.9	7.0	0.128	8.9
6	54.9	7.0	0.128	8.8
7	54.7	7.0	0.128	8.7
8	54.2	7.0	0.126	8.7
9	54.0	7.0	0.126	8.6
10	53.8	7.0	0.124	8.6
11	53.8	7.0	0.126	8.6
12	53.6	7.0	0.130	8.6
13	53.6	7.0	0.126	8.5
14	53.5	7.0	0.128	8.5
15	53.3	7.0	0.128	8.5
16	53.1	6.9	0.128	7.8
17	53.1	6.9	0.130	8.4
18	52.9	6.9	0.130	8.3

TABLE 7

SITE: INTAKE CHANNEL 2 **April 26, 2001**

depth (meters)	temp (^{0}F)	ph	cond (mmhos/cm)	dissolved oxygen (mg/L)
0	66.4	7.1	0.116	7.9
1	66.4	7.2	0.116	7.9
2	65.7	7.2	0.118	7.8
3	65.2	7.2	0.118	7.7
4	65.0	7.2	0.118	7.7
5	65.0	7.1	0.118	7.7
6	65.0	7.1	0.118	7.6
7	64.8	7.1	0.116	7.6
8	64.8	7.1	0.116	7.6
9	64.6	7.1	0.116	7.6
10	63.5	7.1	0.116	7.6
11	62.5	7.1	0.118	7.7
12	62.5	7.1	0.114	7.6
13	62.3	7.0	0.116	7.6
14	61.9	7.0	0.116	7.7
15	61.6	7.0	0.116	7.6
16	61.0	7.0	0.118	7.6
17	60.7	7.0	0.118	7.6
18	60.7	7.0	0.118	7.6
19	60.5	7.0	0.118	7.6
20	59.9	7.0	0.116	7.6
21	58.5	7.0	0.116	7.7
22	57.8	6.9	0.118	7.6
23	56.2	6.9	0.120	7.7
24	55.1	6.9	0.118	7.7
25	54.9	6.9	0.120	7.6
26	54.7	6.9	0.140	7.5

2001 MONTICELLO RESERVOIR WATER QUALITY

TABLE 8

SITE: DISCHARGE 6 **April 26, 2001**

depth (meters)	temp (^{0}F)	ph	cond (mmhos/cm)	dissolved oxygen (mg/L)
0	85.9	7.3	0.116	6.9
1	77.0	7.4	0.116	7.3
2	67.7	7.4	0.114	8.0
3	67.1	7.4	0.116	8.0
4	66.6	7.3	0.114	7.9
5	66.4	7.1	0.114	7.9
6	66.4	7.0	0.114	7.9
7	65.9	6.9	0.114	7.8
8	65.5	6.9	0.116	7.8
9	64.3	6.9	0.114	7.7
10	63.2	6.8	0.114	7.7
11	63.0	6.8	0.114	7.6

TABLE 9

SITE: UPLAKE 16 **April 26, 2001**

depth (meters)	temp (^{0}F)	ph	cond (mmhos/cm)	dissolved oxygen (mg/L)
0	65.9	7.2	0.114	8.0
1	65.9	7.2	0.114	7.9
2	65.7	7.2	0.114	7.9
3	65.7	7.2	0.114	7.9
4	65.3	7.1	0.116	7.9
5	64.8	7.1	0.114	7.8
6	64.4	7.0	0.114	7.7
7	64.3	7.0	0.114	7.7
8	63.9	6.9	0.116	7.7
9	63.4	6.9	0.116	7.7
10	62.6	6.9	0.114	7.6
11	62.3	6.8	0.116	7.6
12	61.9	6.8	0.116	7.6
13	61.7	6.8	0.116	7.6
14	61.7	6.8	0.114	7.5
15	61.6	6.7	0.116	7.5
16	61.2	6.7	0.114	7.4
17	61.0	6.7	0.114	7.4
18	60.8	6.7	0.118	7.2
19	60.7	6.7	0.116	7.2
20	60.5	6.7	0.116	7.0
21	60.1	6.7	0.116	6.9
22	59.4	6.6	0.118	6.7
23	58.7	6.6	0.118	6.6
24	57.8	6.6	0.120	6.2
25	57.4	6.5	0.130	6.0

TABLE 10

SITE: INTAKE CHANNEL 2 **May 30, 2001**

depth (meters)	temp (^{0}F)	ph	cond (mmhos/cm)	dissolved oxygen (mg/L)
0	77.0	8.0	0.124	7.8
1	75.6	7.9	0.122	8.0
2	74.2	7.2	0.122	7.6
3	73.8	7.0	0.124	7.8
4	73.8	6.9	0.124	7.7
5	73.6	6.9	0.124	7.8
6	73.4	6.9	0.124	7.7
7	73.1	6.9	0.124	7.7
8	73.1	6.8	0.124	7.5
9	72.9	6.8	0.122	7.4
10	72.5	6.8	0.122	7.4
11	72.5	6.8	0.122	7.3
12	72.4	6.8	0.124	7.5
13	72.2	6.7	0.124	7.7
14	71.8	6.7	0.124	7.7
15	71.3	6.7	0.122	7.3
16	70.9	6.7	0.124	7.3
17	70.7	6.7	0.124	7.3
18	70.6	6.7	0.124	7.4
19	70.2	6.7	0.122	7.6
20	70.0	6.7	0.122	7.7
21	69.8	6.7	0.120	7.5
22	68.8	6.7	0.122	7.5
23	67.7	6.6	0.122	7.5
24	67.1	6.6	0.122	7.3
25	66.8	6.6	0.124	7.2

TABLE 11

SITE: DISCHARGE 6 **May 30, 2001**

depth (meters)	temp (^{0}F)	ph	cond (mmhos/cm)	dissolved oxygen (mg/L)
0	93.1	6.9	0.126	6.2
1	84.8	7.4	0.124	6.7
2	76.9	7.9	0.124	7.5
3	75.4	7.9	0.124	7.7
4	74.5	7.5	0.124	7.8
5	74.0	7.3	0.126	7.9
6	73.8	7.1	0.124	7.6
7	73.4	7.0	0.126	7.6
8	72.7	6.9	0.124	7.6
9	72.4	6.8	0.124	7.4
10	72.2	6.7	0.124	7.2
11	72.0	6.7	0.124	7.1
12	71.8	6.6	0.124	7.1

TABLE 12

SITE: UPLAKE 16 **May 30, 2001**

depth (meters)	temp (^{0}F)	ph	cond (mmhos/cm)	dissolved oxygen (mg/L)
0	77.8	8.3	0.120	7.5
1	76.3	8.4	0.120	7.9
2	75.8	8.2	0.120	8.1
3	75.4	8.0	0.120	8.2
4	75.2	7.8	0.120	8.1
5	74.7	7.5	0.120	8.1
6	74.2	7.3	0.120	7.8
7	73.1	7.1	0.124	7.6
8	72.7	7.0	0.122	7.2
9	72.2	6.9	0.124	7.1
10	71.8	6.8	0.124	6.9
11	71.6	6.8	0.124	7.0
12	71.6	6.7	0.124	7.0
13	71.5	6.7	0.124	7.1
14	71.3	6.7	0.122	7.0
15	71.1	6.7	0.120	6.9
16	70.7	6.6	0.122	6.5
17	70.6	6.6	0.122	6.4
18	70.4	6.6	0.122	6.5
19	70.2	6.5	0.120	6.5
20	69.8	6.5	0.120	6.6
21	69.7	6.5	0.120	6.6
22	69.5	6.5	0.120	6.5
23	69.1	6.5	0.122	6.5
24	68.2	6.4	0.120	6.4
25	67.3	6.4	0.124	5.5
26	66.6	6.3	0.220	5.0

2001 MONTICELLO RESERVOIR WATER QUALITY

TABLE 13

SITE: INTAKE CHANNEL 2 **June 27, 2001**

depth (meters)	temp (^{0}F)	ph	cond (mmhos/cm)	dissolved oxygen (mg/L)
0	80.1	7.3	0.124	6.2
1	79.6	7.3	0.124	6.1
2	79.2	7.0	0.124	5.9
3	78.3	7.2	0.124	5.8
4	78.1	7.0	0.122	5.8
5	77.9	6.8	0.124	5.7
6	77.9	6.8	0.122	5.6
7	77.9	6.7	0.124	5.6
8	77.9	6.7	0.124	5.5
9	77.8	6.6	0.124	5.5
10	77.8	6.6	0.124	5.5
11	77.8	6.6	0.124	5.5
12	77.8	6.6	0.124	5.5
13	77.8	6.6	0.124	5.5
14	77.6	6.6	0.122	5.5
15	77.6	6.6	0.122	5.5
16	77.4	6.6	0.122	5.5
17	77.2	6.6	0.122	5.5
18	77.2	6.6	0.122	5.5
19	77.2	6.6	0.122	5.5
20	77.2	6.6	0.120	5.4
21	77.0	6.6	0.122	5.4
22	77.0	6.6	0.122	5.4
23	76.1	6.6	0.122	5.2
24	72.4	6.6	0.124	4.8
25	69.3	6.4	0.124	3.5
26	67.7	6.3	0.124	3.1

TABLE 14

SITE: DISCHARGE 6 **June 27, 2001**

depth (meters)	temp (^{0}F)	ph	cond (mmhos/cm)	dissolved oxygen (mg/L)
0	92.7	7.2	0.126	5.3
1	86.0	7.4	0.124	5.8
2	80.3	7.4	0.124	6.0
3	79.6	7.3	0.126	5.9
4	79.4	7.1	0.126	5.5
5	79.2	6.9	0.126	5.5
6	79.2	6.7	0.126	5.5
7	78.8	6.6	0.124	5.1
8	78.5	6.6	0.126	4.8
9	78.5	6.5	0.126	4.7
10	78.3	6.5	0.126	4.7
11	78.3	6.4	0.126	4.7
12	78.3	6.4	0.126	4.7
13	78.1	6.4	0.126	4.7
14	78.1	6.4	0.126	4.5

TABLE 15

SITE: UPLAKE 16 **June 27, 2001**

depth (meters)	temp (^{0}F)	ph	cond (mmhos/cm)	dissolved oxygen (mg/L)
0	82.8	8.7	0.126	8.2
1	82.1	8.9	0.124	8.5
2	81.5	8.8	0.124	8.4
3	81.2	8.6	0.124	7.9
4	81.2	8.5	0.124	7.8
5	80.1	8.2	0.122	6.9
6	79.6	7.7	0.124	5.9
7	79.2	7.4	0.124	5.6
8	78.8	7.2	0.124	4.9
9	78.5	7.0	0.126	4.8
10	78.3	6.9	0.126	4.6
11	78.1	6.8	0.124	4.2
12	77.8	6.7	0.124	4.1
13	77.8	6.6	0.124	3.9
14	77.6	6.6	0.124	3.9
15	77.6	6.5	0.122	3.9
16	77.4	6.5	0.122	3.9
17	77.4	6.5	0.122	3.8
18	77.0	6.5	0.124	3.6
19	77.0	6.5	0.124	3.5
20	76.9	6.4	0.124	3.3
21	76.7	6.4	0.124	3.1
22	76.1	6.4	0.122	2.8
23	75.8	6.4	0.122	2.4
24	75.2	6.3	0.126	2.1
25	74.3	6.3	0.126	1.4

TABLE 16

SITE: INTAKE CHANNEL 2 **July 25, 2001**

depth (meters)	temp (^{0}F)	ph	cond (mmhos/cm)	dissolved oxygen (mg/L)
0	81.2	6.9	0.124	5.0
1	81.2	6.8	0.124	4.5
2	81.2	6.7	0.122	4.5
3	81.2	6.7	0.122	4.4
4	81.2	6.7	0.122	4.4
5	81.2	6.6	0.124	4.4
6	81.2	6.6	0.124	4.4
7	81.2	6.6	0.124	4.4
8	81.2	6.6	0.124	4.4
9	81.2	6.6	0.124	4.4
10	81.2	6.6	0.122	4.4
11	81.2	6.6	0.122	4.4
12	81.2	6.6	0.124	4.4
13	81.2	6.6	0.122	4.4
14	81.2	6.6	0.122	4.4
15	81.2	6.6	0.122	4.3
16	81.0	6.6	0.124	4.4
17	81.0	6.6	0.124	4.4
18	81.0	6.6	0.124	4.4
19	81.0	6.6	0.124	4.4
20	81.0	6.6	0.124	4.3
21	81.0	6.6	0.122	4.3
22	81.0	6.6	0.122	4.3
23	80.5	6.6	0.122	4.2
24	80.1	6.6	0.122	4.1
25	78.8	6.6	0.124	3.8

TABLE 17

SITE: DISCHARGE 6 **July 25, 2001**

depth (meters)	temp (^{0}F)	ph	cond (mmhos/cm)	dissolved oxygen (mg/L)
0	97.0	6.8	0.124	4.2
1	90.7	7.1	0.124	4.1
2	81.5	7.1	0.122	4.0
3	81.4	6.9	0.122	3.9
4	81.4	6.7	0.122	3.9
5	81.4	6.6	0.122	3.8
6	81.4	6.5	0.122	3.8
7	81.4	6.4	0.122	3.7
8	81.4	6.4	0.122	3.6
9	81.4	6.3	0.122	3.3
10	81.4	6.3	0.122	3.3
11	81.4	6.2	0.122	2.9
12	81.2	6.2	0.122	2.6
13	81.2	6.2	0.122	2.6
14	81.2	6.2	0.122	2.6

TABLE 18

SITE: UPLAKE 16 **July 25, 2001**

depth (meters)	temp (^{0}F)	ph	cond (mmhos/cm)	dissolved oxygen (mg/L)
0	81.9	7.3	0.120	6.1
1	81.9	7.2	0.120	6.1
2	81.9	7.1	0.120	6.0
3	81.9	7.1	0.120	5.9
4	81.9	7.0	0.120	5.9
5	81.9	7.0	0.120	5.9
6	81.9	7.0	0.120	5.9
7	81.9	7.0	0.120	5.9
8	81.9	7.0	0.120	5.9
9	81.9	6.9	0.120	5.9
10	81.9	6.9	0.118	5.8
11	81.7	6.9	0.120	5.8
12	81.7	6.9	0.120	5.8
13	81.7	6.9	0.120	5.7
14	81.7	6.9	0.120	5.7
15	81.7	6.9	0.120	5.6
16	81.7	6.9	0.120	5.6
17	81.7	6.9	0.120	5.4
18	81.5	6.8	0.122	5.1
19	81.5	6.7	0.122	4.5
20	81.4	6.7	0.122	4.4
21	81.2	6.7	0.122	4.1
22	81.2	6.6	0.122	3.7
23	81.0	6.6	0.120	3.2
24	80.8	6.5	0.122	2.8

TABLE 19

SITE: INTAKE CHANNEL 2 **August 31, 2001**

depth (meters)	temp (^{0}F)	ph	cond (mmhos/cm)	dissolved oxygen (mg/L)
0	83.0	6.8	0.126	5.3
1	83.0	6.6	0.126	5.3
2	83.0	6.5	0.126	5.3
3	83.0	6.4	0.126	5.3
4	83.0	6.4	0.126	5.3
5	83.0	6.4	0.126	5.3
6	83.0	6.3	0.126	5.3
7	83.0	6.4	0.126	5.3
8	83.0	6.3	0.126	5.3
9	83.0	6.4	0.126	5.3
10	83.0	6.4	0.126	5.3
11	83.0	6.4	0.126	5.3
12	83.0	6.4	0.126	5.3
13	83.0	6.4	0.126	5.3
14	83.0	6.4	0.126	5.3
15	83.0	6.4	0.126	5.3
16	83.0	6.4	0.126	5.2
17	83.0	6.4	0.126	5.2
18	83.0	6.4	0.126	5.2
19	83.0	6.4	0.126	5.2
20	83.0	6.4	0.128	5.2
21	83.0	6.4	0.126	5.2
22	83.0	6.5	0.128	5.2

2001 MONTICELLO RESERVOIR WATER QUALITY

TABLE 20

SITE: DISCHARGE 6 **August 31, 2001**

depth (meters)	temp (°F)	ph	cond (mmhos/cm)	dissolved oxygen (mg/L)
0	98.6	6.9	0.130	5.1
1	88.9	7.0	0.126	5.2
2	83.7	7.0	0.126	5.5
3	83.5	6.8	0.124	5.5
4	83.5	6.6	0.124	5.4
5	83.5	6.3	0.124	5.4
6	83.5	6.3	0.124	5.3
7	83.5	6.2	0.124	5.2
8	83.3	6.2	0.124	5.0
9	83.3	6.2	0.124	4.8
10	83.3	6.2	0.124	4.7
11	83.3	6.2	0.124	4.6
12	83.3	6.1	0.124	4.5
13	83.3	6.1	0.124	4.4
14	83.3	6.1	0.124	4.4
15	83.2	6.1	0.124	4.3

TABLE 21

SITE: UPLAKE 16 **August 31, 2001**

depth (meters)	temp (°F)	ph	cond (mmhos/cm)	dissolved oxygen (mg/L)
0	83.9	7.6	0.124	7.7
1	84.1	7.5	0.122	7.8
2	84.1	7.4	0.122	7.8
3	84.1	7.3	0.122	7.8
4	83.9	7.3	0.122	7.7
5	83.9	7.2	0.124	7.7
6	83.9	7.1	0.122	7.4
7	83.9	7.1	0.122	7.4
8	83.9	7.1	0.122	7.4
9	83.9	7.1	0.122	7.4
10	83.9	7.1	0.122	7.4
11	83.9	7.0	0.122	7.2
12	83.5	6.6	0.122	5.5
13	83.3	6.4	0.122	4.6
14	83.2	6.3	0.122	4.3
15	83.2	6.3	0.122	4.2
16	83.2	6.3	0.122	4.0
17	83.0	6.3	0.122	3.9
18	83.0	6.3	0.122	3.7
19	83.0	6.3	0.122	3.5
20	83.0	6.2	0.122	3.4
21	82.8	6.2	0.122	3.2
22	82.8	6.2	0.122	2.9

2001 MONTICELLO RESERVOIR WATER QUALITY

TABLE 22

SITE: INTAKE CHANNEL 2 **September 26, 2001**

depth (meters)	temp (^{0}F)	ph	cond (mmhos/cm)	dissolved oxygen (mg/L)
0	78.1	7.3	0.130	6.2
1	78.3	7.4	0.132	6.2
2	78.1	7.3	0.132	6.1
3	78.1	7.3	0.132	6.1
4	78.1	7.2	0.132	6.1
5	78.1	7.1	0.132	6.1
6	78.1	7.1	0.132	6.1
7	78.1	7.1	0.132	6.1
8	78.1	7.1	0.130	6.1
9	78.1	7.1	0.132	6.1
10	78.1	7.1	0.132	6.1
11	78.1	7.0	0.132	6.1
12	78.1	7.0	0.130	6.1
13	78.1	7.0	0.130	6.1
14	78.1	7.0	0.132	6.1
15	78.1	7.0	0.132	6.0
16	78.1	7.0	0.132	6.1
17	78.1	7.0	0.132	6.1
18	78.1	7.0	0.134	6.1
19	78.1	7.0	0.134	6.1
20	78.1	7.0	0.130	6.1
21	78.1	7.0	0.132	6.1
22	78.1	7.0	0.132	6.1
23	78.1	7.0	0.130	6.1
24	78.1	7.0	0.134	6.1
25	78.1	7.0	0.130	6.1

TABLE 23

SITE: DISCHARGE 6 **September 26, 2001**

depth (meters)	temp (^{0}F)	ph	cond (mmhos/cm)	dissolved oxygen (mg/L)
0	94.1	7.3	0.132	5.7
1	85.1	7.4	0.130	5.6
2	79.9	7.4	0.128	5.5
3	79.6	7.3	0.128	5.4
4	79.6	7.3	0.128	5.2
5	79.4	7.2	0.128	5.1
6	79.2	7.0	0.126	4.9
7	79.2	6.9	0.126	4.8
8	79.2	6.8	0.126	4.8
9	79.2	6.8	0.126	4.8
10	79.2	6.7	0.126	4.7
11	79.2	6.6	0.128	4.6

2001 MONTICELLO RESERVOIR WATER QUALITY

TABLE 24

SITE: UPLAKE 16 **September 26, 2001**

depth (meters)	temp (^{0}F)	ph	cond (mmhos/cm)	dissolved oxygen (mg/L)
0	79.0	7.3	0.126	5.2
1	78.8	7.2	0.126	5.2
2	78.8	7.1	0.126	5.2
3	78.8	7.0	0.126	5.1
4	78.7	6.9	0.126	5.1
5	78.7	6.9	0.126	5.1
6	78.7	6.8	0.124	5.1
7	78.7	6.8	0.126	5.1
8	78.7	6.8	0.124	5.2
9	78.7	6.8	0.126	5.2
10	78.7	6.7	0.126	5.2
11	78.7	6.7	0.126	5.2
12	78.7	6.7	0.124	5.2
13	78.7	6.7	0.126	5.2
14	78.7	6.7	0.124	5.2
15	78.7	6.7	0.126	5.2
16	78.7	6.7	0.124	5.2
17	78.7	6.7	0.126	5.2
18	78.7	6.7	0.126	5.2
19	78.7	6.7	0.126	5.2
20	78.7	6.7	0.124	5.1
21	78.7	6.7	0.124	4.9
22	78.7	6.7	0.124	5.0
23	78.7	6.7	0.124	5.1
24	78.5	6.7	0.126	5.3
25	78.5	6.6	0.186	5.0

TABLE 25

SITE: INTAKE CHANNEL 2 **October 29, 2001**

depth (meters)	temp (^{0}F)	ph	cond (mmhos/cm)	dissolved oxygen (mg/L)
0	69.5	7.0	0.132	8.2
1	69.5	7.1	0.132	8.3
2	68.9	7.1	0.130	8.5
3	68.9	7.1	0.132	8.6
4	68.9	7.1	0.132	8.7
5	68.9	7.1	0.130	8.7
6	68.9	7.1	0.130	8.8
7	68.9	7.0	0.130	8.8
8	68.8	7.0	0.130	8.9
9	68.8	7.0	0.132	8.9
10	68.8	7.0	0.130	9.0
11	68.8	7.0	0.130	9.0
12	68.8	7.0	0.130	9.1
13	68.8	7.0	0.130	9.2
14	68.8	7.0	0.132	9.2
15	68.8	7.0	0.130	9.2
16	68.8	7.0	0.130	9.3
17	68.8	7.0	0.130	9.3
18	68.8	7.0	0.132	9.3
19	68.8	7.0	0.130	9.3
20	68.8	7.0	0.132	9.3
21	68.4	6.9	0.134	9.4

TABLE 26

SITE: DISCHARGE 6 **October 29, 2001**

depth (meters)	temp (^{0}F)	ph	cond (mmhos/cm)	dissolved oxygen (mg/L)
0	85.1	6.8	0.134	9.1
1	76.5	7.1	0.130	8.8
2	69.8	7.4	0.132	8.7
3	69.5	7.4	0.130	8.7
4	69.5	7.3	0.130	8.6
5	69.5	7.3	0.130	8.6
6	69.5	7.2	0.130	8.5
7	69.5	7.1	0.132	8.5
8	69.5	7.0	0.130	8.5
9	69.5	7.0	0.132	8.6
10	69.3	6.9	0.130	8.6
11	69.3	6.9	0.132	8.7

2001 MONTICELLO RESERVOIR WATER QUALITY

TABLE 27

SITE: UPLAKE 16 **October 29, 2001**

depth (meters)	temp (^{0}F)	ph	cond (mmhos/cm)	dissolved oxygen (mg/L)
0	69.5	7.0	0.128	8.4
1	69.5	7.0	0.128	8.4
2	68.8	7.0	0.128	8.4
3	68.6	7.0	0.128	8.4
4	68.6	6.9	0.128	8.3
5	68.6	6.9	0.128	8.3
6	68.6	6.8	0.128	8.4
7	68.4	6.8	0.126	8.4
8	68.4	6.8	0.126	8.5
9	68.4	6.8	0.126	8.5
10	68.4	6.8	0.128	8.5
11	68.4	6.8	0.128	8.6
12	68.4	6.8	0.126	8.7
13	68.4	6.8	0.126	8.7
14	68.4	6.7	0.126	8.7
15	68.4	6.7	0.128	8.7
16	68.2	6.7	0.126	8.8
17	68.2	6.7	0.126	8.8
18	68.2	6.7	0.126	8.8
19	68.2	6.7	0.126	8.8
20	68.2	6.7	0.126	8.7
21	68.2	6.7	0.126	8.6
22	68.2	6.7	0.126	8.5
23	68.2	6.7	0.126	8.4
24	68.2	6.7	0.130	8.3
25	68.2	6.5	0.142	8.0

TABLE 28

SITE: INTAKE CHANNEL 2 **November 27, 2001**

depth (meters)	temp (^{0}F)	ph	cond (mmhos/cm)	dissolved oxygen (mg/L)
0	66.2	7.1	0.134	7.5
1	66.1	7.1	0.132	9.0
2	65.5	7.0	0.134	9.9
3	65.5	7.0	0.134	10.3
4	65.3	6.9	0.134	10.6
5	65.2	6.8	0.134	10.7
6	65.2	6.7	0.132	10.6
7	65.2	6.7	0.132	10.5
8	65.0	6.7	0.132	10.5
9	65.0	6.6	0.132	10.4
10	64.8	6.6	0.132	10.4
11	64.8	6.6	0.132	10.5
12	64.8	6.6	0.132	10.5
13	64.8	6.6	0.132	10.4
14	64.8	6.6	0.132	10.5
15	64.8	6.6	0.132	10.5
16	64.6	6.6	0.132	10.5
17	64.4	6.6	0.132	10.4
18	64.3	6.6	0.136	10.3
19	63.9	6.6	0.136	10.3
20	63.9	6.6	0.136	10.4
21	63.7	6.6	0.136	10.4
22	63.7	6.6	0.136	10.4
23	63.2	6.4	0.140	10.4

TABLE 29

SITE: DISCHARGE 6 **November 27, 2001**

depth (meters)	temp (^{0}F)	ph	cond (mmhos/cm)	dissolved oxygen (mg/L)
0	80.3	6.8	0.134	8.3
1	72.7	7.0	0.134	9.5
2	65.5	7.2	0.134	10.6
3	65.0	7.2	0.134	10.7
4	65.0	7.1	0.132	10.7
5	64.8	7.0	0.132	10.8
6	64.8	6.9	0.132	10.6
7	64.8	6.8	0.132	10.5
8	64.8	6.8	0.132	10.5
9	64.8	6.7	0.132	10.4
10	64.8	6.7	0.132	10.4
11	64.6	6.7	0.132	10.6
12	64.6	6.7	0.132	10.6
13	64.6	6.6	0.132	10.4
14	64.4	6.6	0.132	10.3

2001 MONTICELLO RESERVOIR WATER QUALITY

TABLE 30

SITE: UPLAKE 16 **November 27, 2001**

depth (meters)	temp (^{0}F)	ph	cond (mmhos/cm)	dissolved oxygen (mg/L)
0	67.5	7.2	0.132	9.1
1	67.3	7.3	0.132	10.3
2	67.1	7.2	0.134	10.7
3	66.8	7.2	0.134	11.0
4	66.6	7.1	0.132	11.1
5	66.2	7.1	0.132	11.1
6	66.1	7.0	0.132	11.0
7	65.9	6.9	0.132	10.8
8	65.9	6.9	0.132	10.6
9	65.3	6.8	0.134	10.6
10	65.2	6.8	0.132	10.5
11	64.6	6.8	0.132	10.6
12	64.6	6.7	0.132	10.5
13	64.4	6.7	0.132	10.4
14	64.4	6.7	0.132	10.3
15	64.3	6.7	0.130	10.3
16	64.3	6.7	0.130	10.2
17	64.1	6.7	0.132	10.3
18	63.9	6.6	0.132	10.4
19	63.9	6.6	0.132	10.3
20	63.9	6.6	0.132	10.4
21	63.9	6.6	0.132	10.3
22	63.9	6.6	0.132	10.2
23	63.9	6.6	0.132	10.2

2001 MONTICELLO RESERVOIR WATER QUALITY

TABLE 31

SITE: INTAKE CHANNEL 2 **December 13, 2001**

depth (meters)	temp (^{0}F)	ph	cond (mmhos/cm)	dissolved oxygen (mg/L)
0	64.4	6.8	0.136	7.9
1	64.1	6.9	0.134	7.9
2	63.9	6.9	0.134	7.9
3	63.9	6.9	0.134	7.9
4	63.7	6.9	0.136	7.9
5	63.7	6.9	0.134	7.9
6	63.7	6.9	0.134	7.9
7	63.7	6.9	0.134	7.9
8	63.7	6.8	0.134	7.9
9	63.7	6.8	0.134	7.9
10	63.5	6.8	0.134	7.9
11	63.5	6.8	0.134	7.9
12	63.5	6.8	0.134	7.9
13	63.4	6.8	0.134	7.9
14	63.4	6.8	0.134	7.9
15	63.4	6.8	0.134	7.9
16	63.4	6.8	0.134	7.9
17	63.2	6.8	0.136	7.9
18	63.2	6.8	0.136	7.9
19	63.2	6.8	0.136	7.9
20	63.2	6.8	0.136	7.9
21	63.0	6.8	0.136	7.9
22	63.0	6.8	0.136	7.9
23	63.0	6.8	0.136	7.9
24	63.0	6.8	0.136	7.9

TABLE 32

SITE: DISCHARGE 6 **December 13, 2001**

depth (meters)	temp (^{0}F)	ph	cond (mmhos/cm)	dissolved oxygen (mg/L)
0	76.5	6.8	0.134	7.5
1	68.0	7.2	0.134	7.8
2	64.1	7.3	0.134	7.8
3	63.9	7.2	0.134	7.9
4	63.9	7.2	0.134	7.8
5	63.9	7.1	0.134	7.6
6	63.9	7.0	0.134	7.6
7	63.9	6.9	0.134	7.4
8	63.9	6.9	0.134	7.3
9	63.9	6.8	0.136	7.3
10	63.9	6.8	0.134	7.3
11	63.9	6.8	0.134	7.3
12	63.9	6.7	0.132	7.4
13	63.9	6.7	0.134	7.4
14	63.9	6.7	0.132	7.4
15	63.9	6.7	0.134	7.3
16	63.7	6.7	0.132	7.4
17	63.7	6.7	0.132	7.4

2001 MONTICELLO RESERVOIR WATER QUALITY

TABLE 33

SITE: UPLAKE 16 **December 13, 2001**

depth (meters)	temp (^{0}F)	ph	cond (mmhos/cm)	dissolved oxygen (mg/L)
0	63.2	7.0	0.132	7.2
1	63.2	7.0	0.132	7.4
2	63.2	6.9	0.132	7.5
3	63.2	6.9	0.132	7.5
4	63.2	6.9	0.132	7.5
5	63.2	6.8	0.136	7.5
6	63.2	6.8	0.132	7.5
7	63.2	6.8	0.136	7.5
8	63.2	6.8	0.132	7.6
9	63.2	6.8	0.136	7.6
10	63.2	6.8	0.132	7.6
11	63.2	6.8	0.132	7.6
12	63.2	6.8	0.132	7.6
13	63.2	6.7	0.132	7.6
14	63.2	6.7	0.136	7.5
15	63.2	6.7	0.132	7.5
16	63.2	6.7	0.132	7.5
17	63.0	6.7	0.132	7.6
18	63.0	6.7	0.132	7.5
19	63.0	6.7	0.136	7.5
20	63.0	6.7	0.132	7.4
21	62.8	6.7	0.134	7.4
22	62.8	6.7	0.134	7.4
23	62.8	6.7	0.130	7.4
24	62.8	6.7	0.134	7.3

TABLE 34

SITE: SERVICE WATER POND **January 30, 2001**

depth (meters)	temp (^{0}F)	ph	cond (mmhos/cm)	dissolved oxygen (mg/L)
0	48.6	7.3	0.102	11.0
1	48.6	7.3	0.102	11.0
2	48.6	7.2	0.102	11.0
3	48.4	7.2	0.102	11.1
4	48.2	7.3	0.102	11.1
5	48.1	7.3	0.102	11.1
6	47.9	7.3	0.104	11.1
7	47.9	7.3	0.104	11.1
8	47.7	7.3	0.104	11.1
9	47.5	7.3	0.100	11.1

TABLE 35

SITE: SERVICE WATER POND **March 29, 2001**

depth (meters)	temp (^{0}F)	ph	cond (mmhos/cm)	dissolved oxygen (mg/L)
0	57.6	7.3	0.104	9.0
1	57.6	7.3	0.104	9.0
2	57.1	7.1	0.104	9.1
3	57.1	7.0	0.104	9.1
4	57.1	6.9	0.104	9.0
5	57.1	6.9	0.104	9.0
6	57.1	6.9	0.104	9.0
7	57.1	6.9	0.104	9.0
8	57.1	6.9	0.104	9.0

2001 MONTICELLO RESERVOIR WATER QUALITY

TABLE 36

SITE: SERVICE WATER POND **April 26, 2001**

depth (meters)	temp (^{0}F)	ph	cond (mmhos/cm)	dissolved oxygen (mg/L)
0	66.2	7.2	0.106	8.4
1	66.2	7.2	0.106	8.4
2	66.2	7.2	0.106	8.5
3	66.2	7.2	0.106	8.6
4	66.2	7.2	0.106	8.6
5	66.1	7.2	0.106	8.8
6	66.1	7.2	0.106	8.9
7	66.1	7.2	0.106	8.8
8	66.1	7.3	0.106	8.9
9	66.1	7.3	0.106	8.8
10	66.1	7.2	0.108	8.6

TABLE 37

SITE: SERVICE WATER POND **May 30, 2001**

depth (meters)	temp (^{0}F)	ph	cond (mmhos/cm)	dissolved oxygen (mg/L)
0	77.0	7.6	0.108	7.5
1	76.9	7.6	0.106	7.6
2	76.7	7.3	0.106	7.6
3	76.7	7.2	0.106	7.9
4	76.7	7.2	0.106	8.0
5	76.5	7.2	0.106	8.2
6	76.1	7.2	0.106	8.2
7	76.1	7.2	0.106	8.1
8	76.0	7.2	0.106	8.2
9	76.0	7.2	0.106	8.3
10	76.0	7.2	0.106	8.3
11	75.8	7.2	0.106	8.3

TABLE 38

SITE: SERVICE WATER POND **June 27, 2001**

depth (meters)	temp (^{0}F)	ph	cond (mmhos/cm)	dissolved oxygen (mg/L)
0	82.4	7.5	0.106	6.8
1	82.4	7.6	0.106	6.8
2	82.3	7.6	0.108	6.8
3	82.3	7.6	0.108	6.8
4	82.3	7.5	0.108	6.8
5	82.3	7.5	0.108	6.8
6	82.3	7.4	0.108	6.7
7	82.3	7.4	0.108	6.7
8	82.1	7.4	0.108	6.7
9	81.9	7.3	0.108	6.7
10	81.7	7.3	0.108	6.6
11	81.7	7.2	0.108	6.6
12	81.7	7.1	0.108	6.6
13	81.7	7.1	0.108	6.5

TABLE 39

SITE: SERVICE WATER POND **July 25, 2001**

depth (meters)	temp (^{0}F)	ph	cond (mmhos/cm)	dissolved oxygen (mg/L)
0	83.9	7.8	0.110	6.8
1	84.1	7.7	0.108	6.8
2	84.1	7.6	0.108	6.8
3	84.1	7.5	0.108	6.8
4	83.9	7.7	0.110	6.8
5	83.9	7.6	0.110	6.8
6	83.9	7.4	0.110	6.8
7	83.9	7.3	0.110	6.8
8	83.9	7.3	0.110	6.8
9	83.9	7.3	0.110	6.8
10	83.9	7.2	0.110	6.8
11	83.9	7.2	0.110	6.8
12	83.9	7.2	0.110	6.8
13	83.9	7.2	0.108	6.8

TABLE 40

SITE: SERVICE WATER POND **August 31, 2001**

depth (meters)	temp (^{0}F)	ph	cond (mmhos/cm)	dissolved oxygen (mg/L)
0	84.6	7.5	0.112	7.7
1	84.6	7.5	0.112	7.7
2	84.6	7.4	0.112	7.8
3	84.6	7.2	0.112	7.7
4	84.6	7.1	0.112	7.8
5	84.6	7.1	0.112	7.8
6	84.6	7.0	0.112	7.7
7	84.6	7.1	0.112	7.9
8	84.6	7.1	0.112	7.9
9	84.6	7.1	0.112	7.9

2001 MONTICELLO RESERVOIR WATER QUALITY

TABLE 41

SITE: SERVICE WATER POND **September 26, 2001**

depth (meters)	temp (^{0}F)	ph	cond (mmhos/cm)	dissolved oxygen (mg/L)
0	77.6	7.2	0.112	7.1
1	77.6	7.3	0.112	7.2
2	77.6	7.3	0.112	7.2
3	77.6	7.3	0.112	7.2
4	77.6	7.3	0.112	7.2
5	77.4	7.3	0.112	7.2
6	77.4	7.3	0.112	7.2
7	77.4	7.3	0.112	7.2
8	77.4	7.3	0.112	7.2
9	77.4	7.3	0.112	7.2
10	77.4	7.3	0.112	7.2
11	77.4	7.3	0.112	7.2

TABLE 42

SITE SERVICE WATER POND **November 27, 2001**

depth (meters)	temp (^{0}F)	ph	cond (mmhos/cm)	dissolved oxygen (mg/L)
0	64.4	7.2	0.114	11.7
1	64.3	7.1	0.114	11.8
2	64.1	7.1	0.114	11.9
3	63.9	7.1	0.116	12.0
4	63.9	7.1	0.116	11.9
5	63.7	7.1	0.116	11.8
6	63.5	7.0	0.116	11.6
7	63.5	7.0	0.116	11.5
8	62.8	7.0	0.114	11.7
9	62.3	7.0	0.116	11.7
10	61.9	7.0	0.116	11.8
11	61.9	7.0	0.114	11.8

2001 MONTICELLO RESERVOIR WATER QUALITY

TABLE 43

SITE SERVICE WATER POND **December 13, 2001**

depth (meters)	temp (^{0}F)	ph	cond (mmhos/cm)	dissolved oxygen (mg/L)
0	61.9	6.7	0.116	8.8
1	61.9	6.8	0.116	8.8
2	61.9	6.8	0.116	8.9
3	61.7	6.8	0.116	8.9
4	61.7	6.8	0.116	8.9
5	61.7	6.8	0.116	8.9
6	61.7	6.8	0.116	9.0
7	61.7	6.8	0.116	8.9
8	61.7	6.8	0.116	9.0
9	61.7	6.8	0.116	9.0
10	61.7	6.8	0.116	8.9

Description of Outfalls

OUTFALL 001

CIRCULATING WATER

Outfall 001 is discharged into the Monticello Reservoir discharge Canal Zone. It is approximately 25 yards east/southeast of the access road into V.C. Summer Nuclear Station. The discharge is approximately 10 feet below the 425' full level elevation.

The Circulating Water System removes thermal energy from the main and auxiliary condensers and dissipates this energy to the Monticello Reservoir via the Circulating Water Discharge Canal.

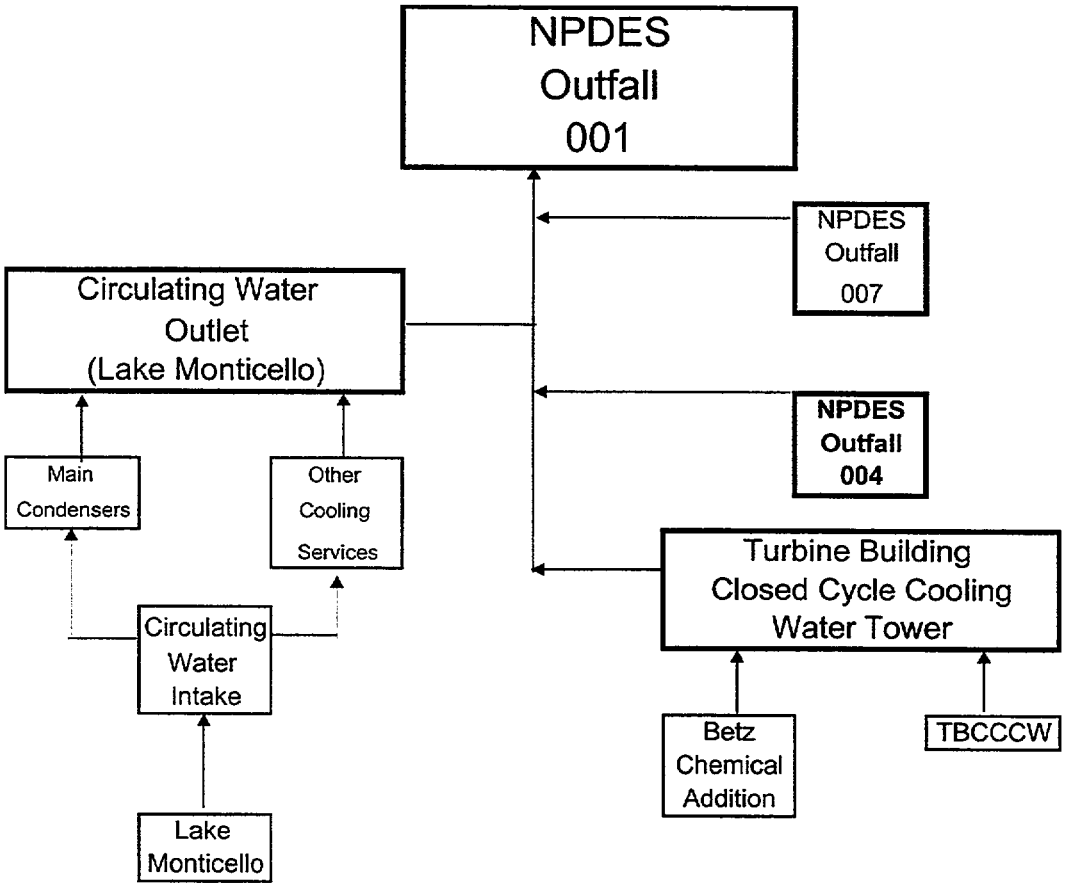

OUTFALL 003

WASTE MONITOR TANKS

Outfall 003 is discharged into the Penstocks of Fairfield Hydro at Broad River. This discharge point is located approximately one-half mile from the northwest corner of the Nuclear Plant.

Two waste monitor tanks are provided for monitoring discharges from potentially radioactive areas at VCSNS. The tanks act as a reservoir for storing wastewater, which is to be released from the Liquid Waste Processing System (LWPS) through the penstocks at the Fairfield Pumped Storage Facility. The LWPS is designed to receive, control, segregate, process, recycle and discharge wastewater that is potentially radioactive. Outfall 003 may also receive effluent from the Blowdown Monitor Tank.

Provisions are made to sample and analyze wastewater before it is discharged to ensure that quantities of radioactive releases to the environment are in accordance with 10CFR50, Appendix I, of the Nuclear Regulatory Commission (NRC) Regulations.

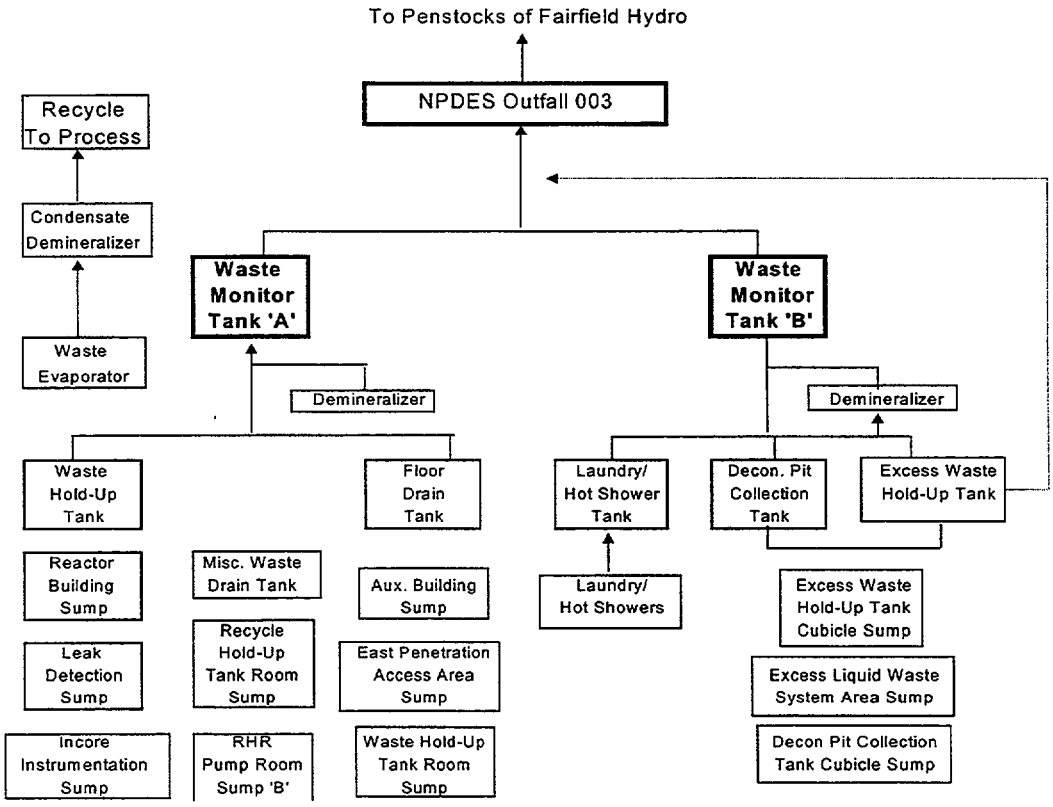

OUTFALL 004

STEAM GENERATOR BLOWDOWN

Outfall 004 may be discharged via Outfall 001 into the Monticello Reservoir. Outfall 004 is discharged into Outfall 001 in the southwest corner of the Turbine Building near elevation 400'. The water is then carried through Outfall 001 into the Monticello Reservoir Discharge Canal Zone.

During plant operation, the Steam Generator Blowdown System is in service to continuously purge the steam generators of impurities in order to maintain water chemistry. The Feedwater System supplies Feedwater to the steam generators from the Condensate System. Demineralized water provides makeup to the Condensate System, which in turn is provided with a polishing system consisting of filters and demineralizers. This system may be used to maintain the purity of the water entering the steam generators by removing chemical impurities and rust. The secondary water chemistry control program includes a comprehensive monitoring program, the purpose of which is to minimize overall system corrosion. Steam generator water chemistry is controlled through sampling, steam generator secondary side blowdown, and water treatment by chemical addition. VCSNS uses an all-volatile treatment for corrosion control of secondary side water.

Water entering the steam generator must be kept as pure as possible to prevent excessive corrosion of the steam generators. As a result, steam generator blowdown produces a minimum of contaminants.

In addition, the nuclear blowdown processing system is used to process cooled steam generator blowdown fluid and returns decontaminated water to the secondary side. Individually regulated blowdown from each steam generator is cooled and reduced in pressure prior to combination with other blowdown streams. The blowdown is then processed by the Nuclear Blowdown Processing System through a filter, mixed bed demineralizers in series, and a post filter from which it returns to the secondary cycle.

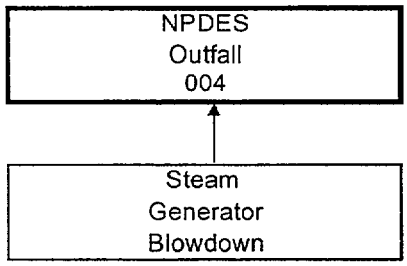

Although alternate effluent paths for steam generator blowdown exist, VCSNS has been reclaiming blowdown for the major portion of the operational cycle. Aside from releases during maintenance evolutions, inhouse release permits have been held to a minimum for steam generator blowdown since May 18, 1988.

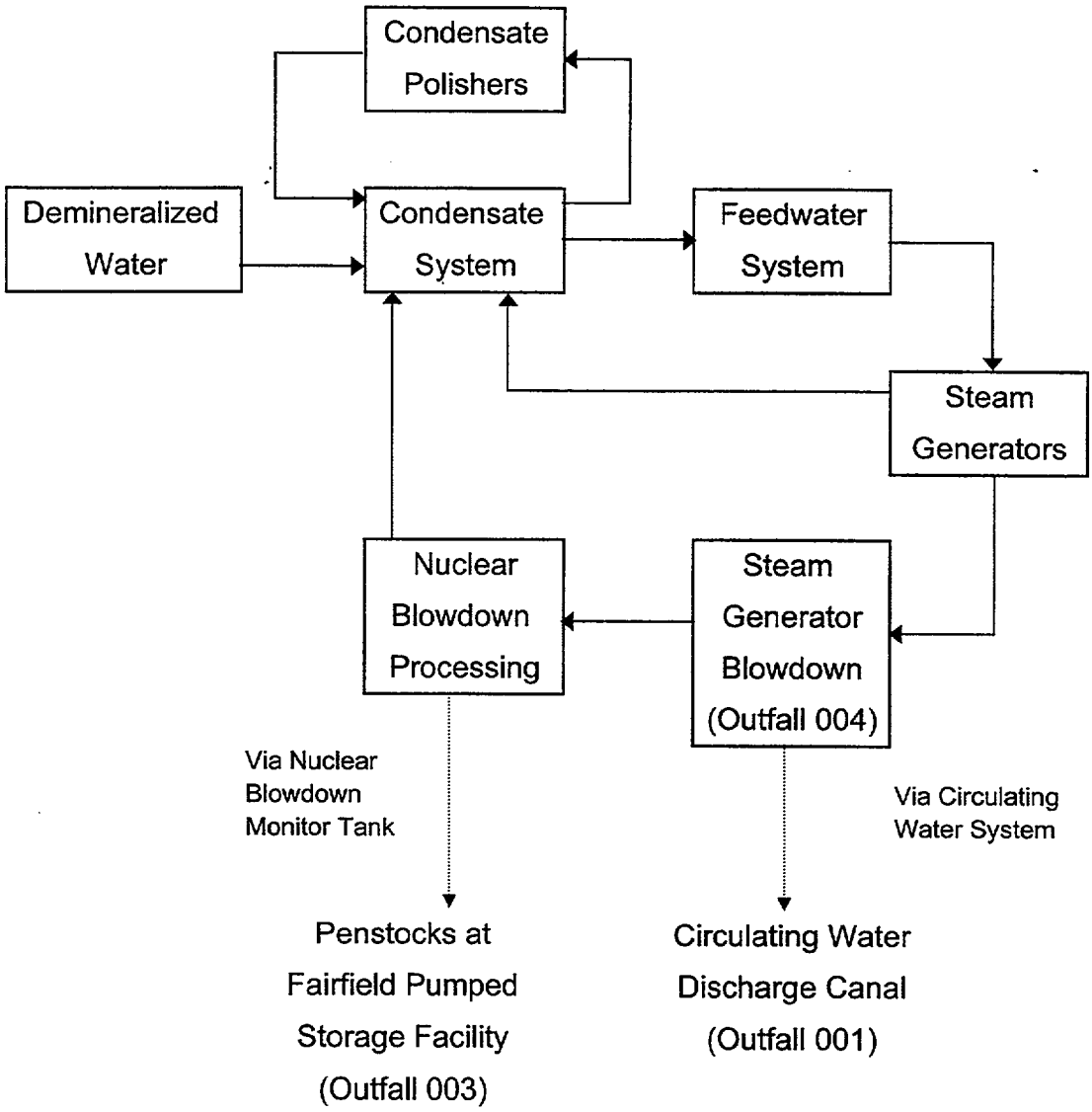

OUTFALL 006A

ALUM SLUDGE BASIN

Outfall 006A is discharged into the combined Outfall 014 and carried to the Monticello Reservoir Discharge Canal Zone. Outfall 006A is located in the field lagoon area on the west side of the access road into V.C. Summer Nuclear Station. This area is approximately 300 yards southeast of the Nuclear Plant and is located approximately 50 yards off Bradham Boulevard.

The Alum Sludge Basin is use to treat wastewater primarily from the raw water treatment area of VCSNS. Treatment consists of sedimentation for reduction of suspended solids content before the effluent combines with the effluents from Outfalls 005, 006B and 008 (forming Outfall 014) fo release to Monticello Reservoir via the Circulating Water Discharge Canal.

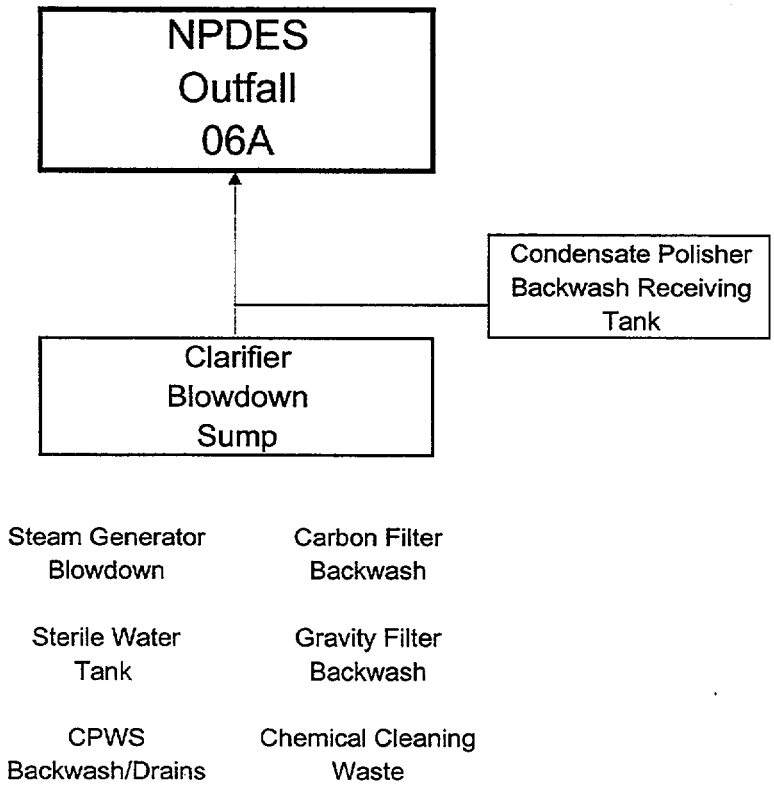

OUTFALL 006B

PLANT SURGE BASIN

Outfall 006B is discharged into the combined Outfall 014 and carried to the Monticello Reservoir Discharge Canal Zone. Outfall 006B is located in the field lagoon area on the west side of the access road into V.C. Summer Nuclear Station. This area is approximately 300 yards southeast of the Nuclear Plant and is located approximately 150 yards off Bradham Boulevard.

The Plant Surge Basin functions as a retention basin. Sources of wastewater to the Plant Surge Basin consist primarily of wastewater from various sumps, stormwater from transformer areas and stormwater from fuel oil storage and handing areas. Wastewater initially collects in a 6000-gallon common collection sump and is periodically pumped to the retention basin. An oil skimmer removes oil, which is collected in a holding tank. Sedimentation also occurs in the retention basin and reduces suspended solids content. Treated effluent gravity flows from the retention basin and combines with treated effluents from Outfalls 005, 006A and 008 (forming Outfall 014) prior to discharge to Monticello Reservoir via the Circulating Water Discharge Canal.

NPDES Outfall 006B

Oil Waste Collection Sump		Turbine Building Sump	
Oil Transfer Station	Diesel Generator Building Sump	Intermediate Building Sumps	Industrial Cooling Water Drains Closed Side
Oil Storage Dike Area	Transformer Area Drains	Tendon Access Gallery Sump	Turbine Cyle Sample Panel Waste Drains
Oil Unloading Station	Safeguards Transformer Area	Condensate Pump Pit Sump	Condensate Storage Tank Drains
Auxiliary Boiler Drains	Circ Water Pumphouse Sump	Oil Lab Sink Drains	Turbine Building Closed Cycle Cooling Water System
Diesel Generator Unloading Station		Aux Condenser Cleaning Pit Sump	
		Main Condenser Cleaning Sump	

OUTFALL 007

NEUTRALIZATION BASIN

Outfall 007 is discharged into Outfall 001 and carried to the Monticello Reservoir Discharge Canal Zone. Outfall 007 is located on the east side of the Water Treatment Plant at V.C. Summer Nuclear Station.

The Neutralization Basin is a 100,000 gallon wastewater treatment tank. Sodium hydroxide or sulfuric acid is used to adjust pH to near neutral. Neutralized wastewater is discharged into the Circulating Water System discharge piping (Outfall 001). The pH of the neutralized wastewater is continuously monitored, and discharge is automatically terminated if the pH value exceeds specified limits.

NPDES OUTFALL 007

Sodium Hydroxide

Chemical Feed Equipment Drain Sump

Water Laboratory Sink Drains 463' WT

Caustic Tank Area Sump

463' WT Floor Drain

RWST Pit Sump (Rainwater Tank)

Intermediate Building Sump 'D' (Battery Room)

Ammonia Tank

Sulfuric Acid

Demineralizer Regenerants

OUTFALL 008

PLANT STARTUP WASTE HOLDING BASIN

Outfall 008 is discharged into the combined Outfall 014 and carried to the Monticello Reservoir Discharge Canal Zone. Outfall 008 is located in the field lagoon area on the west side of the access road into V.C. Summer Nuclear Station. This area is approximately 300 yards southeast of the Nuclear Plant and is located approximately 75 yards off Bradham Boulevard.

The Plant Startup Waste Holding Basin is a sedimentation basin for retention of wastewater generated primarily by chemical cleaning of various equipment, piping, etc. Chemical cleaning evolutions occur on an infrequent basis and are implemented for purposes of removing rust, scale, debris and biomass.

Biomass removal is necessary to control such organisms as bacteria which cause microbiologically influenced corrosion, and Asiatic Clams which infect nonbiologically treated systems at VCSNS. The Plant Startup Waste Holding Basin is also used as an alternate alum sludge basin. Treatment consists of sedimentation for reduction of suspended solids content prior to the effluent being combined with the effluents from Outfalls 005, 006A and 006B (forming Outfall 014) for releases to Monticello Reservoir via the Circulating Water Discharge Canal.

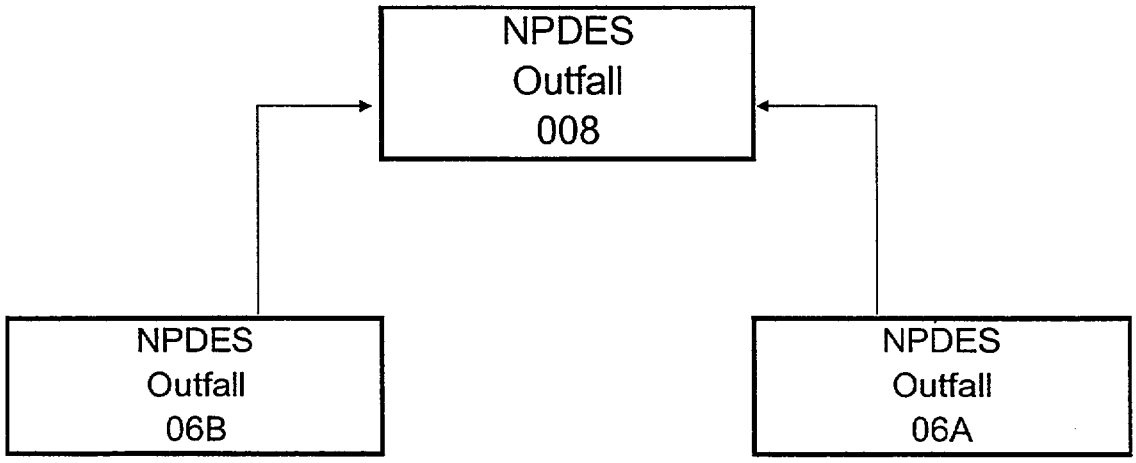

OUTFALL 013

SOUTHEAST YARD DRAIN SYSTEM

Outfall 013 is discharged into the Broad River. This outfall is located on the south side of Bradham Boulevard, and approximately 100 yards south/southwest of the Circulating Water Discharge Canal.

The Southeast Yard Drain System collects stormwater runoff from the east/southeast area of the plant site yard drains and roof drains. Included in the effluent from this system are the overflow and bleedoff from several water systems and associated tanks, including Filtered Water, Demineralized Water and Condensate System. This drain system discharges to the headwaters of Mayo Creek southeast of the plant.

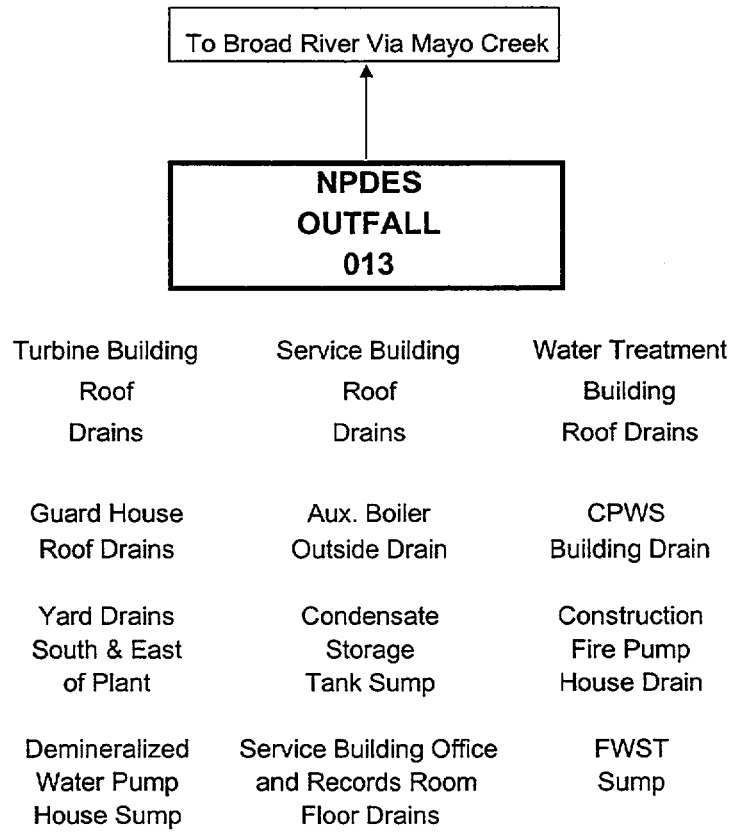

OUTFALL 014

COMBINED DISCHARGE PIPE EFFLUENT

Outfall 014 is discharged into the Monticello Reservoir Canal Zone. It is located approximately 30 yards east/southeast of the access road into V.C. Summer Nuclear Station. The discharge piping is approximately 1 foot above the 425' full level of Monticello Reservoir.
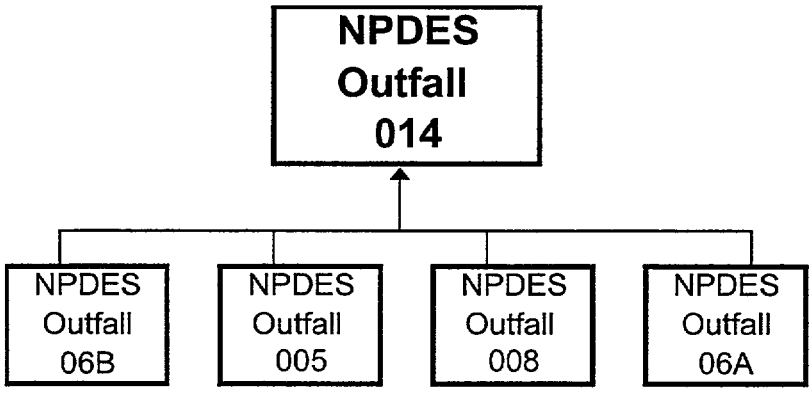
This outfall represents the combined internal outfalls 005, 006A, 006B and 008. It consists of sanitary sewerage and low volume wastes. It discharges into Monticello Reservoir via the Circulating Water Discharge Canal.