

DISTRIBUTION CONTROL LIST

Document Name: EMER PLAN

CC_NAME NAME	DEPT	LOCATION
0 ELLMERS J (TRANS. ONLY)	APPRAISAL & COMPLIANCE	WPO/14A
1 MONTANARELLO M	ADMINISTRATION	45-3-B
2 TRAINING MANAGER	TRAINING	#48
3 RES DEPARTMENT MANAGER	RES DEPARTMENT	45-4-A
4 REFERENCE LIBRARY	RECORDS (TRNG BLDG)	#48
8 PUBLIC RELATIONS MANAGER	PUB. REL. (AP-ONLY)	46-2-C
9 JOINT NEWS CENTER	EMERGENCY PLANNING	EOF
10 SHIFT MGR. (LUB-001-GEN)	OPERATIONS	IP3
11 CONTROL ROOM & MASTER	OPS (3PT-D001-D006 ONLY)	IP3
12 COMPUTER SERVICES MANAGER	COMPUTER SERVICES	45-2-E
13 I&C MANAGER	I&C	45-2-A
14 EOF	E-PLAN	EOF
15 EOF	E-PLAN	EOF
16 AEOF/A.GROSJEAN	E-PLAN (EOP'S ONLY)	WPO-12D
17 AEOF/A.GROSJEAN	E-PLAN (EOP'S ONLY)	WPO-12D
19 NUC ENGINEERING LIBRARY	WPO DOCUMENT CONTROL	WPO/7A
22 RESIDENT INSPECTOR	US NRC	45-2-B
23 MCNAMARA N	NRC	OFFSITE
24 MCNAMARA N	NRC	OFFSITE
25 DOCUMENT CONTROL DESK	NRC	OFFSITE
28 AVRAKOTOS N	J A FITZPATRICK	OFFSITE
29 E-PLAN ENGINEER	E-PLAN	EOF
30 E-PLAN COORDINATOR	E-PLAN	EOF
31 BARANSKI J	ST. EMERG. MGMT. OFFICE	OFFSITE
32 MURPHY L - VOLUME #1 ONLY	DISASTER & EMERGENCY	WESTCHESTR
33 LONGO, N. - VOLUME #1 ONLY	EMERGENCY SERVICES	ROCKLAND
34 GREENE D - VOLUME #1 ONLY	DISASTER & CIVIL DEFENSE	ORANGE
35 RAMPOLLA M - VOLUME #1 ONLY	OFFICE OF EMERG MANAGE	PUTNAM
37 HP WATCH OFFICE	LAURA EAGENS	45-4-A
38 SECURITY COMMAND POST	SECURITY	#44A
39 SECONDARY ALARM (SAS)	SECURITY	44A
40 SECURITY MANAGER	SECURITY	44-A
41 SIMULATOR	TRAINING	48-2-A
42 CONTROL ROOM & MASTER	OPS (3PT-D001-D006 ONLY)	IP3
106 SIMULATOR INSTRUCT AREA	TRG/3PT-D001-D006 ONLY)	#48
107 QA MANAGER	QA	TRL #2A
128 O.R.G. DEPT. MANAGER	O.R.G. DEPARTMENT	46-2-B
158 SYSTEM ENGINEERING MGR.	SYSTEM ENGINEERING	45-3-H
211 D&A MANAGER	DESIGN ENGINEERING	TRL-#31-A
308 HUGHES J IP-1011 ONLY	E-PLAN	CON ED
309 HUGHES J IP-1011 ONLY	E-PLAN	CON ED
319 C.STELLATO	NRQ-OPS / TRAINING	#48
354 L.GRANT	LRQ-OPS / TRAINING	#48
357 TRAINING - OPS OFFICE	TRAINING - D. PITT	#48
376 EOF	E-PLAN	EOF
424 OPS-INSTR (LL'S 1 COPY)	J. CHIUSANO/TRAINING	#48

A045

Revision 10

Page 1

		CONTROLLED DOCUMENT TRANSMITTAL FORM	
TO: DISTRIBUTION		DATE: 10/19/01	TRANSMITTAL NO: 22241
FROM: IP3 DOCUMENT CONTROL GROUP		EXTENSION: 2036	
<p>The Document(s) identified below are forwarded for use. In accordance with AP-18.2, please review to verify receipt, incorporate the document(s) into your controlled document file, properly disposition superseded, void, or inactive document(s). Sign and return the receipt acknowledgement below within fifteen (15) working days.</p>			
AFFECTED DOCUMENT: EMERGENCY PLAN DISTRIBUTION			
DOC #	REV #	TITLE	INSTRUCTIONS
<p>*****SEE ATTACHED INSTRUCTIONS*****</p> <p>*****PLEASE NOTE EFFECTIVE DATE*****</p>			
<p>RECEIPT OF THE ABOVE LISTED DOCUMENT(S) IS HEREBY ACKNOWLEDGED. I CERTIFY THAT ALL SUPERSEDED, VOID, OR INACTIVE COPIES OF THE ABOVE LISTED DOCUMENT(S) IN MY POSSESSION HAVE BEEN REMOVED FROM USE AND ALL UPDATES HAVE BEEN PERFORMED IN ACCORDANCE WITH EFFECTIVE DATE(S) (IF APPLICABLE) AS SHOWN ON THE DOCUMENT(S).</p>			
_____ NAME (PRINT)	_____ SIGNATURE	_____ DATE	_____ CC#



Entergy Nuclear Northeast
Entergy Nuclear Operations, Inc.
Indian Point 3 NPP
P.O. Box 308
Buchanan, NY 10511
Tel 914 736 8000

Due Control Desk

TO: NRC CONTROL COPY NO.: 25
FROM: EMERGENCY PLANNING DATE: 10/18/01
SUBJECT: Emergency Response Activation Implementing Procedures

The enclosed revisions are for your controlled copy of the IP-3 Emergency Plan. Please discard old sheets, insert new sheets, initial/date this transmittal and return it to the IP-DOCUMENTS DEPARTMENT. If you have any questions regarding these changes, call Emergency Planning (x8404/x8318).

Thank you.

Volume II - Emergency Response Activation Implementing Procedures

<u>OLD</u>		<u>NEW</u>	
Table of Contents	10/01	Table of Contents	10/18/01
IP-2500	Rev. 8	IP-2500	Rev. 9

I acknowledge the receipt of these revisions to the IP-3 Emergency Plan.

(Signature)

(Date)

ENTERGY
INDIAN POINT NO. 3 NUCLEAR POWER PLANT
EMERGENCY PLAN - VOLUME II
EMERGENCY RESPONSE ACTIVATION

TABLE OF CONTENTS

	REV. #	/	DATE
IC/EAL'S INITIATING CONDITIONS AND EMERGENCY ACTION LEVELS	8	-	03/01
<u>CONTROL ROOM</u>			
IP-2000 Emergency Activation of the Control Room (CR)	4	-	09/98
IP-2001 Emergency Director (ED), Plant Operations Manager (POM), Shift Manager (SM) Procedure	12	-	10/00
IP-2002 CR Health Physics Technician	3	-	02/99
IP-2003 CR Watch Chemist	4	-	09/00
IP-2004 CR Clerk	3	-	09/00
IP-2005 CR Offsite Communicator	2	-	06/01
IP-2006 CR Direct-Line Communicator	4	-	10/99
<u>TECHNICAL SUPPORT CENTER (TSC)</u>			
IP-2100 Emergency Activation of the Technical Support Center (TSC)	4	-	11/00
IP-2101 Technical Support Center (TSC) Manager	9	-	02/01
IP-2102 TSC Communicator(s)	3	-	12/98
IP-2103 TSC SPDS Computer Operator	4	-	08/99
IP-2104 TSC Video Operator	2	-	06/01
IP-2105 TSC Accountability Officer	VOID	-	N/A
IP-2106 TSC Clerk	5	-	06/99
<u>OPERATIONS SUPPORT CENTER (OSC)</u>			
IP-2200 Emergency Activation of the Operations Support Center (OSC)	6	-	11/00
IP-2201 Operations Support Center (OSC) Manager	8	-	02/01
IP-2202 OSC Direct-Line Communicator	2	-	12/98
IP-2203 OSC Dispatcher	2	-	07/97
IP-2204 OSC Team Leaders	2	-	07/97
IP-2205 OSC H.P. Team Leader	8	-	10/99
IP-2206 OSC Accountability Officer	VOID	-	N/A
IP-2207 OSC Clerk	5	-	06/99
IP-2208 OSC Security Team Leader	3	-	09/98
IP-2209 OSC H.P. Technician	4	-	12/97
IP-2210 OSC Dosimetry Technician	3	-	06/98
IP-2211 OSC Chemistry Team Leader	2	-	03/00

ENTERGY
INDIAN POINT NO. 3 NUCLEAR POWER PLANT
EMERGENCY PLAN - VOLUME II
EMERGENCY RESPONSE ACTIVATION

TABLE OF CONTENTS

<u>EMERGENCY OPERATIONS FACILITY (EOF)</u>		REV. #	/	DATE
IP-2300	Emergency Activation of the Emergency Operations Facility (EOF)	5	-	11/00
IP-2301	Emergency Director	9	-	03/00
IP-2302	EOF Technical Advisor	7	-	09/00
IP-2303	EOF Radiological Assessment Team Leader (RATL)	5	-	11/00
IP-2304	EOF Dose Assessment Health Physicist	4	-	11/00
IP-2305	EOF MIDAS Operator	4	-	03/00
IP-2306	EOF Security Officer	7	-	12/98
IP-2307	EOF Clerk	5	-	10/99
IP-2308	EOF Direct-Line Communicator	4	-	03/00
IP-2309	EOF Offsite Communicator	4	-	09/00
IP-2310	EOF Onsite Radiological Communicator	3	-	03/00
IP-2311	EOF Offsite Radiological Communicator	4	-	06/99
IP-2312	EOF Public Relations Liaison	2	-	09/98
IP-2313	EOF Public Relations Technical Advisor	VOID	-	N/A
IP-2314	EOF Radiological Assessment Monitor	VOID	-	N/A
<u>ALTERNATE EMERGENCY OPERATIONS FACILITY (AEOF)</u>				
IP-2400	Emergency Activation of the Alternate Emergency Operations Facility (AEOF)	6	-	06/01
<u>SECURITY ACTIVATION</u>				
IP-2500	Security Emergency Activation Responsibilities	9	-	10/01
<u>RECOVERY/TERMINATION</u>				
IP-2600	Emergency Termination and Transition to Recovery	4	-	10/00
IP-2601	Recovery Manager	1	-	01/01
IP-2602	Development of a Recovery Action Plan	1	-	01/01
IP-2603	Recovery Support Group Manager	0	-	12/98
EP-FORMS SECTION - Index		09/01		
APPENDIX 'A'	- ROSTER I	10/01		
	ROSTER II	08/01		
	ROSTER III	08/01		
APPENDIX 'B'	- Emergency Offsite Telephone List	08/01		
APPENDIX 'C'	- Emergency Response Facility Telephone List	08/01		



Entergy

Entergy Nuclear Northeast
Entergy Nuclear Operations, Inc.
Indian Point 3 NPP
P.O. Box 308
Buchanan, NY 10511
Tel 914 736 8000

CONTROLLED COPY #: _____

EMERGENCY PLAN PROCEDURES

PROCEDURE NO. IP-2500

REV. 9

TITLE: SECURITY EMERGENCY ACTIVATION RESPONSIBILITIES

THIS PROCEDURE IS TSR ☒

THIS PROCEDURE IS NOT TSR

WRITTEN BY:

Mary Ann Wilson 10/18/01
SIGNATURE/DATE

REVIEWED BY:

[Signature] 10/18/01
SIGNATURE/DATE

APPROVED BY:

Mary Ann Wilson 10/18/01
SIGNATURE/DATE

EFFECTIVE DATE:

10/18/01

PROCEDURE USE IS
REFERENCE

SECURITY EMERGENCY ACTIVATION
RESPONSIBILITIES

TABLE OF CONTENTS

<u>SECTION</u>	<u>TITLE</u>	<u>PAGE</u>
1.0	Purpose	1
2.0	Responsibilities	1
3.0	References	1
4.0	Procedure	2
5.0	Attachments	
5.1	Notification of Unusual Event (NUE) Security CAS Flowchart	
5.2	Alert Security CAS Flowchart	
5.3	Site Area Emergency (SAE) Security CAS Flowchart	
5.4	General Emergency (GE) Security CAS Flowchart	
5.5	Offsite Monitor Notification Security CAS Flowchart	
5.6	Notification Testing Security CAS Flowchart	
5.7	Notifications for IP-2 Events	
5.8	Security Event Declared	

I
A

IP-2500

SECURITY EMERGENCY ACTIVATION
RESPONSIBILITIES

1.0 PURPOSE

- 1.1 The purpose of this procedure is to provide guidance for Security in response to an Emergency Activation or Test request. 12

2.0 RESPONSIBILITIES

- 2.1 The SECURITY COORDINATOR or SERGEANT is responsible for:

- Initial security emergency functions.
- Ensuring control of site access and egress.
- Establishing site accountability.
- Providing facility security support (e.g., Emergency Operations Facility (EOF), Joint News Center (JNC), etc.).
- Ensuring the Public Address (P.A.) speakers are turned up in the Command Post and Central Alarm Station (CAS).
- Ensuring offsite vehicles are escorted if required by IP-1021, "Radiological Medical Emergency" and/or IP-1055, "Fire Emergency Response".

- 2.2 The CAS SECURITY OFFICER is responsible for:

- Following the applicable notification flowchart.
- Ensuring the Secondary Alarm Station (SAS) is updated on information passed over the P.A. system.
- Ensuring that notifications are logged in the Security CAS Log Book.

3.0 REFERENCES

- 3.1 IP-1021, "Radiological Medical Emergency"
- 3.2 IP-1050, "Accountability"
- 3.3 IP-1055, "Fire Emergency Response"

4.0 PROCEDURE

- 4.1 If requested AND if personnel are available, the Security Coordinator or Sergeant should send at least two Security Officers to the Joint News Center (JNC).
- 4.2 The CAS Security Officer shall follow the appropriate flowchart (Attachments 5.1 - 5.7) as directed.
- 4.3 The following guidance is provided to clarify roster notification requirements found on the flowcharts:
 - A. If the flowchart for an ALERT or higher emergency classification has been completed, all of Roster I and II, and offsite agencies, except the Nuclear Generation Duty Officer (NGDO), will be responding to their facilities. Therefore, the only notification required in these instances is to individually beep the NGDO.
 - B. The purpose of repeating the beeper notifications 5-10 minutes after the initial notification is to attempt to reach any individuals who may have been in a beeper "dead zone" during the first transmission.
 - C. Any Roster I personnel who have not responded to a notification (after about 10 minutes) should be individually beeped or called. If those individuals do not respond after approximately 3 individual beep or call attempts, discontinue further notifications.
- 4.4 The following applies to Attachment 5.5 "Offsite Monitor Notification Security CAS Flowchart"
 - A. The IP-3 CR will request that Attachment 5.5 "Offsite Monitor Notification Security CAS Flowchart" be followed in instances when the IP-2 Control Room has requested that IP-3 Offsite Monitoring Teams respond to an IP-2 emergency.
 - B. Since the Offsite Monitoring Team members are on Roster II, there is no need to perform the steps on Attachment 5.5 if IP-3 is in an ALERT or higher emergency classification.

NOTE:

The "PASSWORD" CAN requests is the callback phone number.

- 4.5 Attachment 5.6, "Notification Testing Security CAS Flowchart" is to be used when performing Beeper and/or CAN tests.
- 4.6 Attachment 5.7, "Notifications for IP-2 Events", is used when IP-2 declares an emergency.

- 4.7 Attachment 5.8, "Security Event Declared", is used when there is a possible security threat. 1A

5.0 ATTACHMENTS

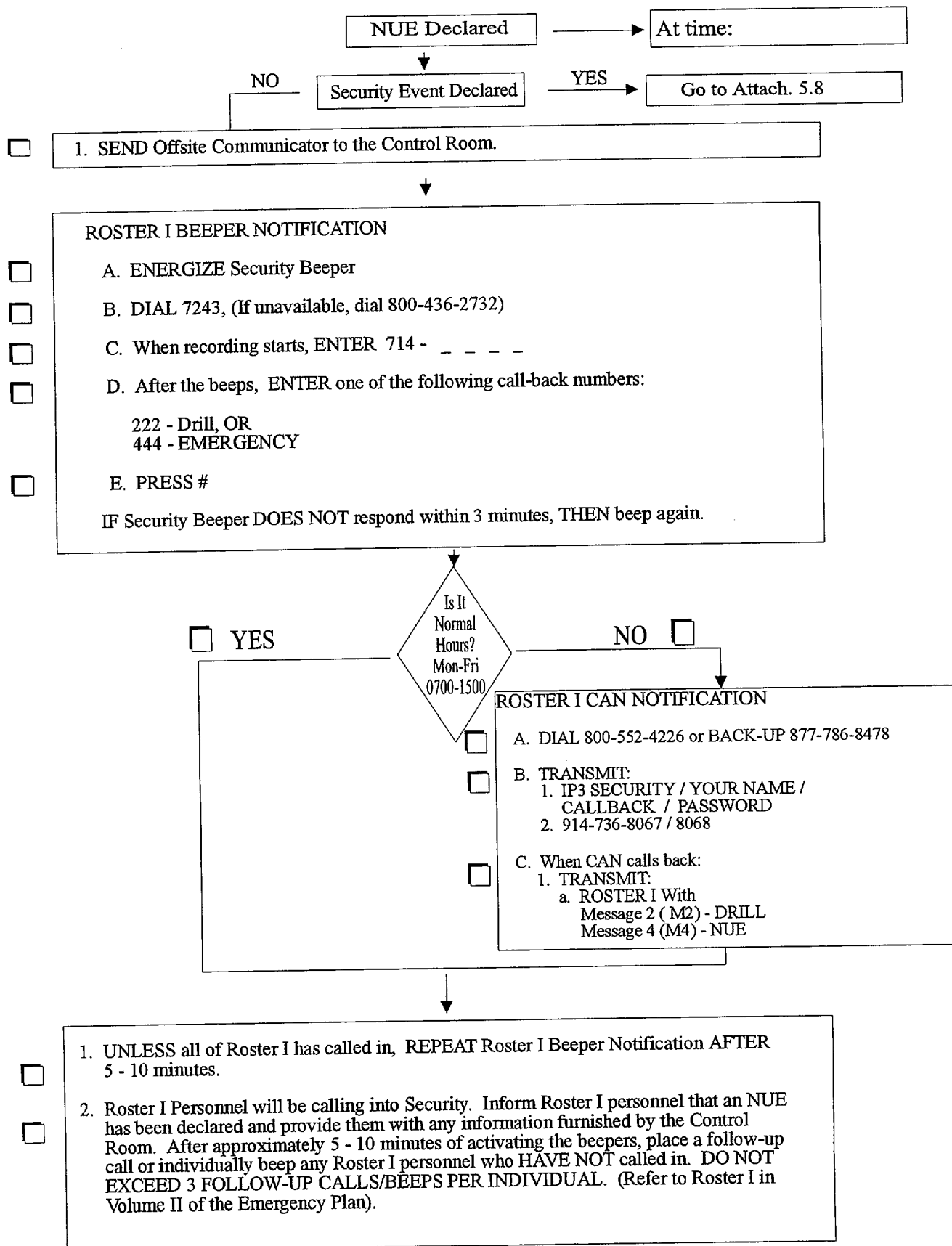
- 5.1 Notification of Unusual Event (NUE) Security CAS Flowchart
- 5.2 Alert Security CAS Flowchart
- 5.3 Site Area Emergency (SAE) Security CAS Flowchart
- 5.4 General Emergency (GE) Security CAS Flowchart
- 5.5 Offsite Monitor Notification Security CAS Flowchart
- 5.6 Notification Testing Security CAS Flowchart
- 5.7 Notifications for IP-2 Events
- 5.8 Security Event Declared 1A

END OF TEXT

ATTACHMENT 5.1

Volume II
IP-2500
Rev. 9
Page 1 of 1

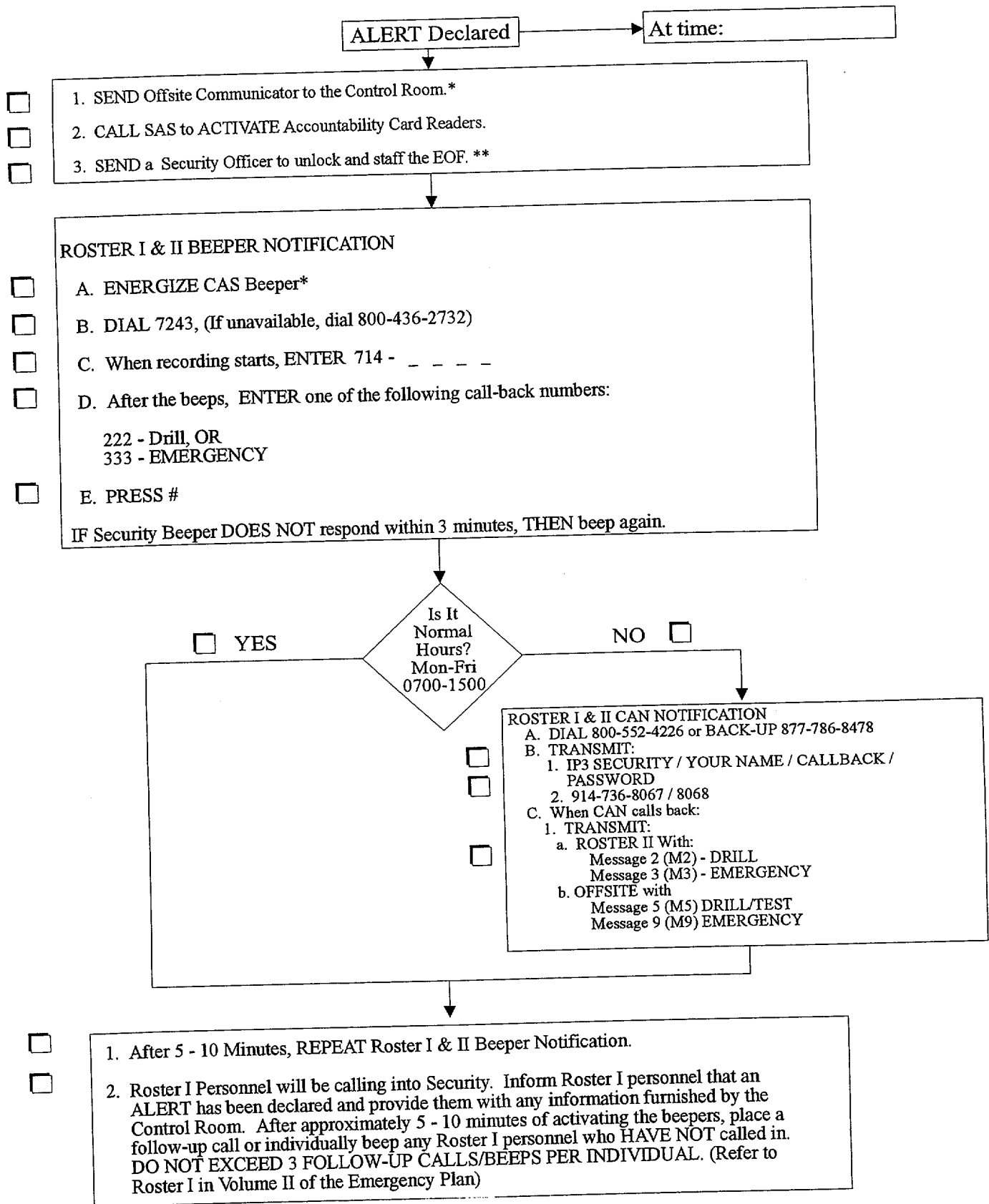
NOTICE OF UNUSUAL EVENT (NUE) SECURITY CAS FLOWCHART



ATTACHMENT 5.2

Volume II
IP-2500
Rev. 9
Page 1 of 1

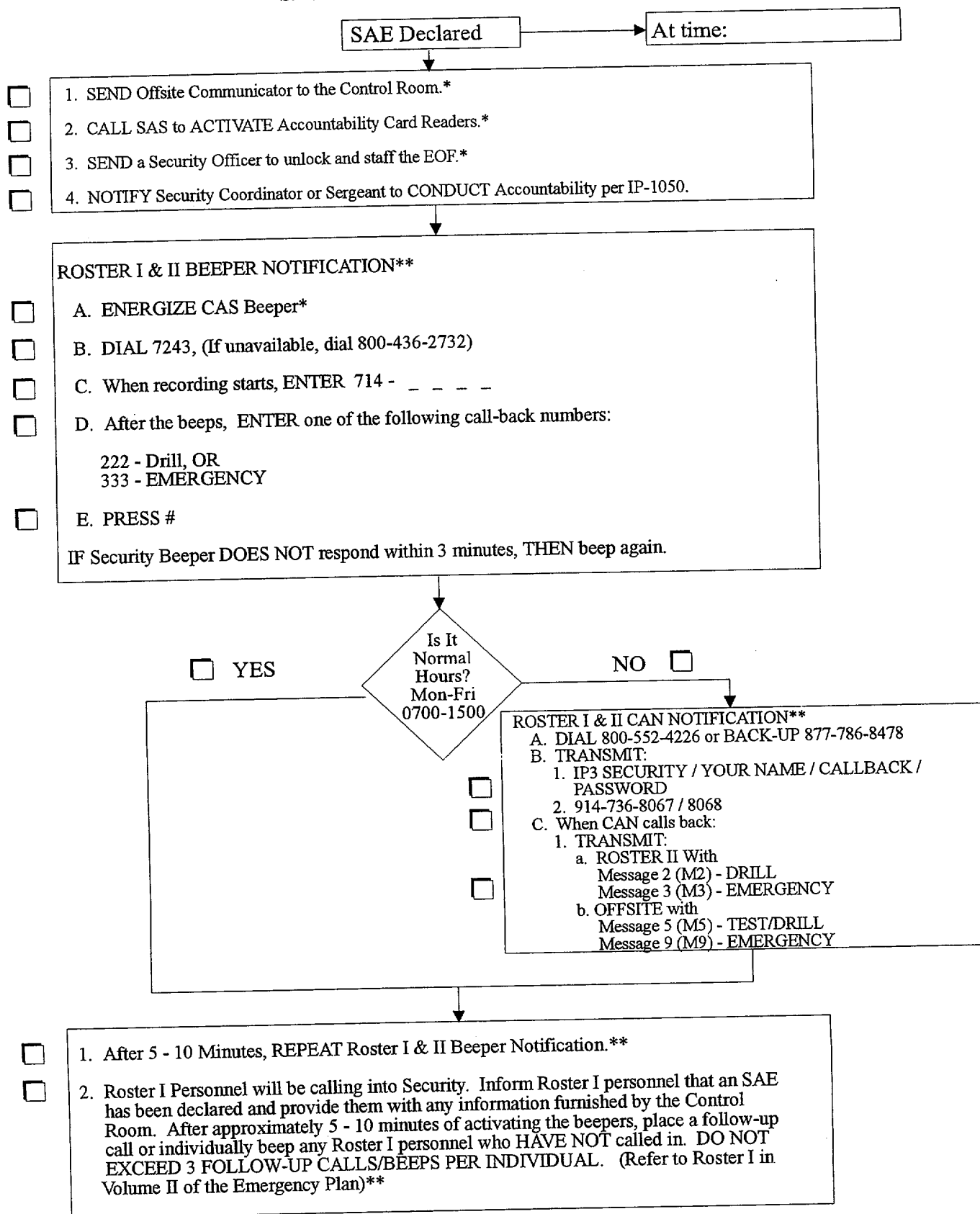
ALERT SECURITY CAS FLOWCHART



* Not required if already performed for a lower level emergency classification.
 ** IF a Security event is occurring, notify the EOF ED via the Onsite Radiological Communicator, Vol. II, App. C, that Security is not available until after the event is terminated.

ATTACHMENT 5.3

SITE AREA EMERGENCY (SAE) SECURITY CAS FLOWCHART



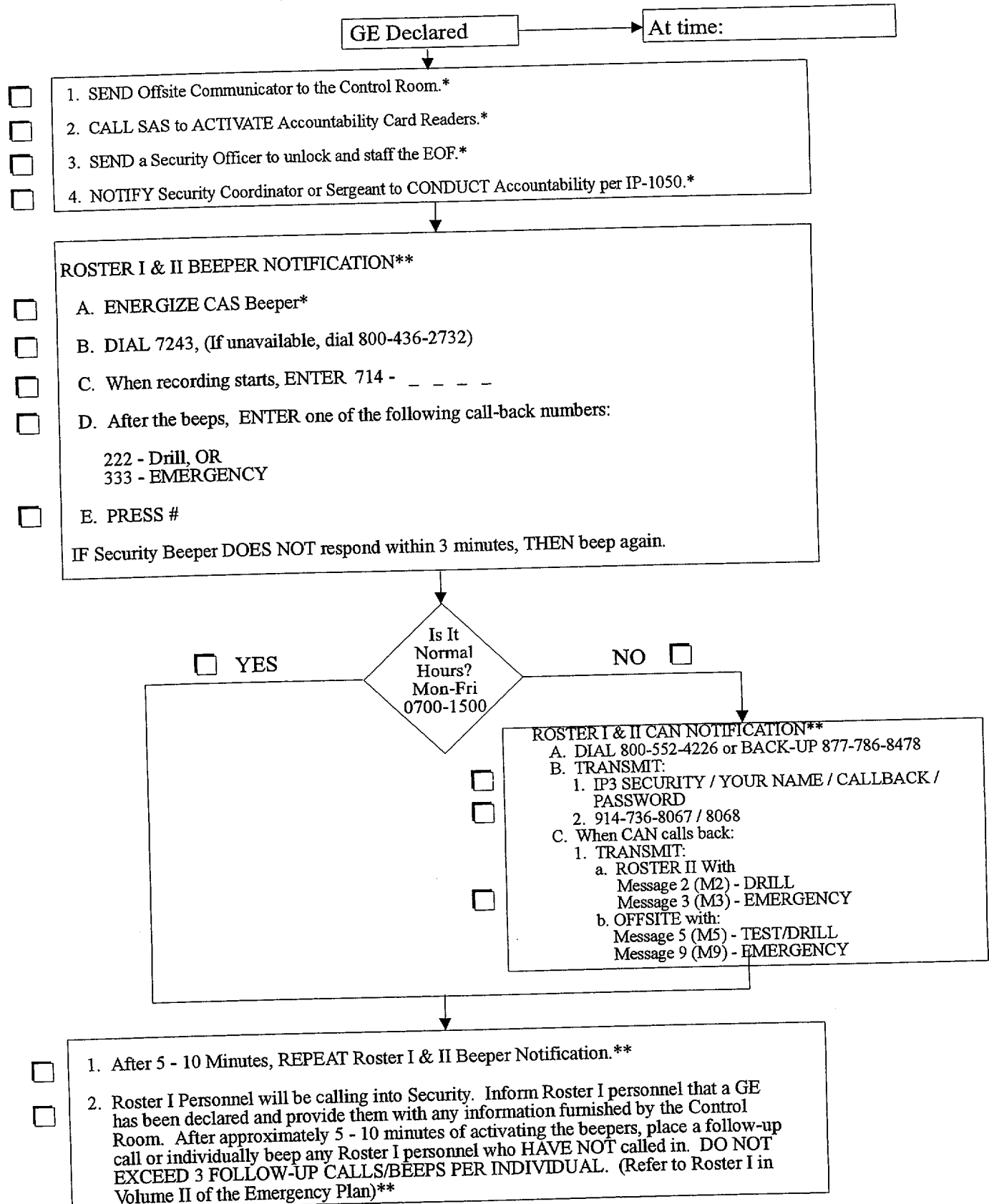
* Not required if already performed for a lower level emergency classification.

** If an ALERT was previously declared, THEN ONLY beep the NGDO (Refer to Roster I in Volume II of the Emergency Plan) and DO NOT perform CAN notification.

ATTACHMENT 5.4

Volume II
IP-2500
Rev. 9
Page 1 of 1

GENERAL EMERGENCY (GE) SECURITY CAS FLOWCHART

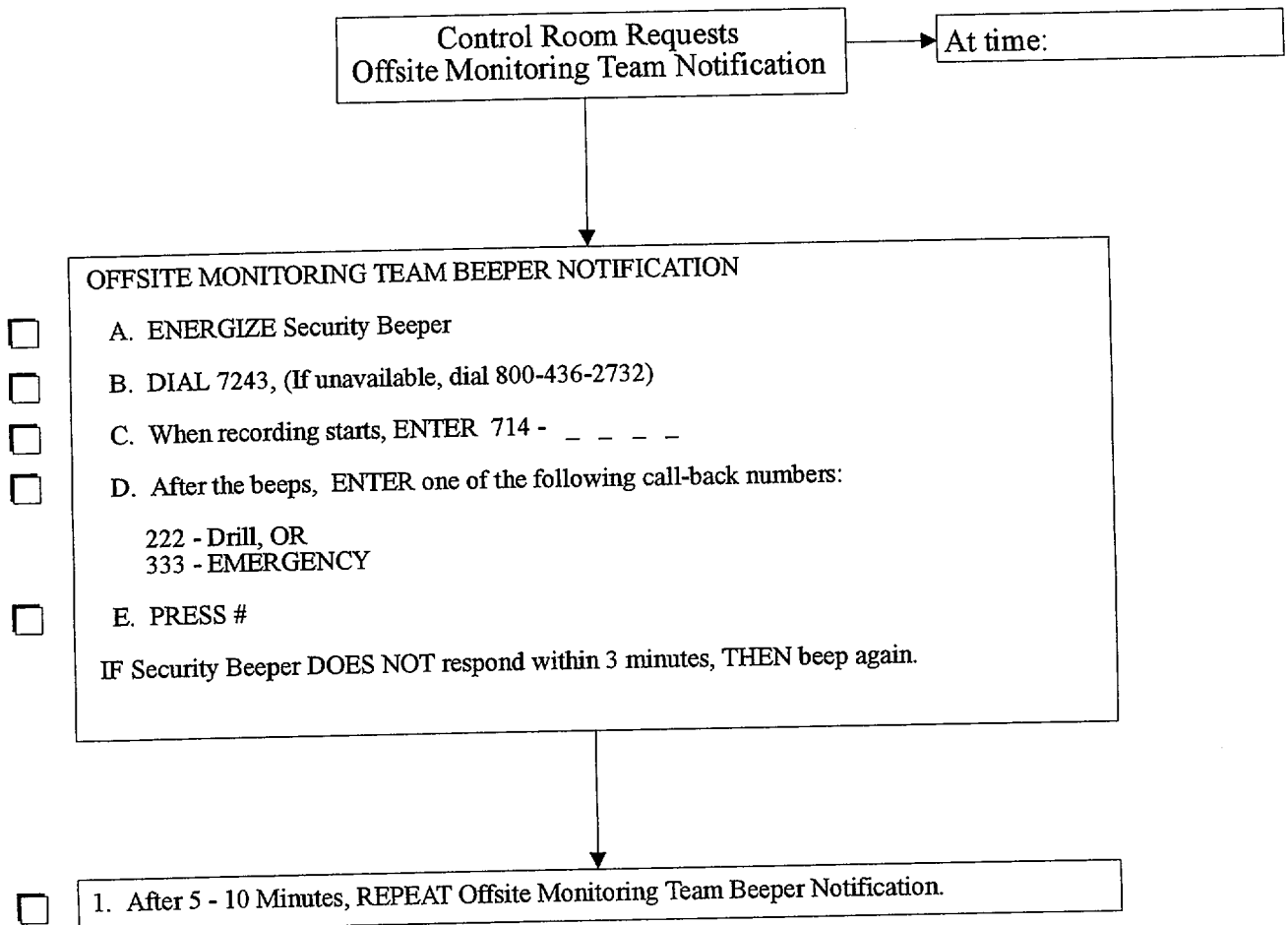


* Not required if already performed for a lower level emergency classification.

** If an ALERT or SAE was previously declared, THEN ONLY beep the NGDO (Refer to Roster I in Volume II of the Emergency Plan) and DO NOT perform CAN notification.

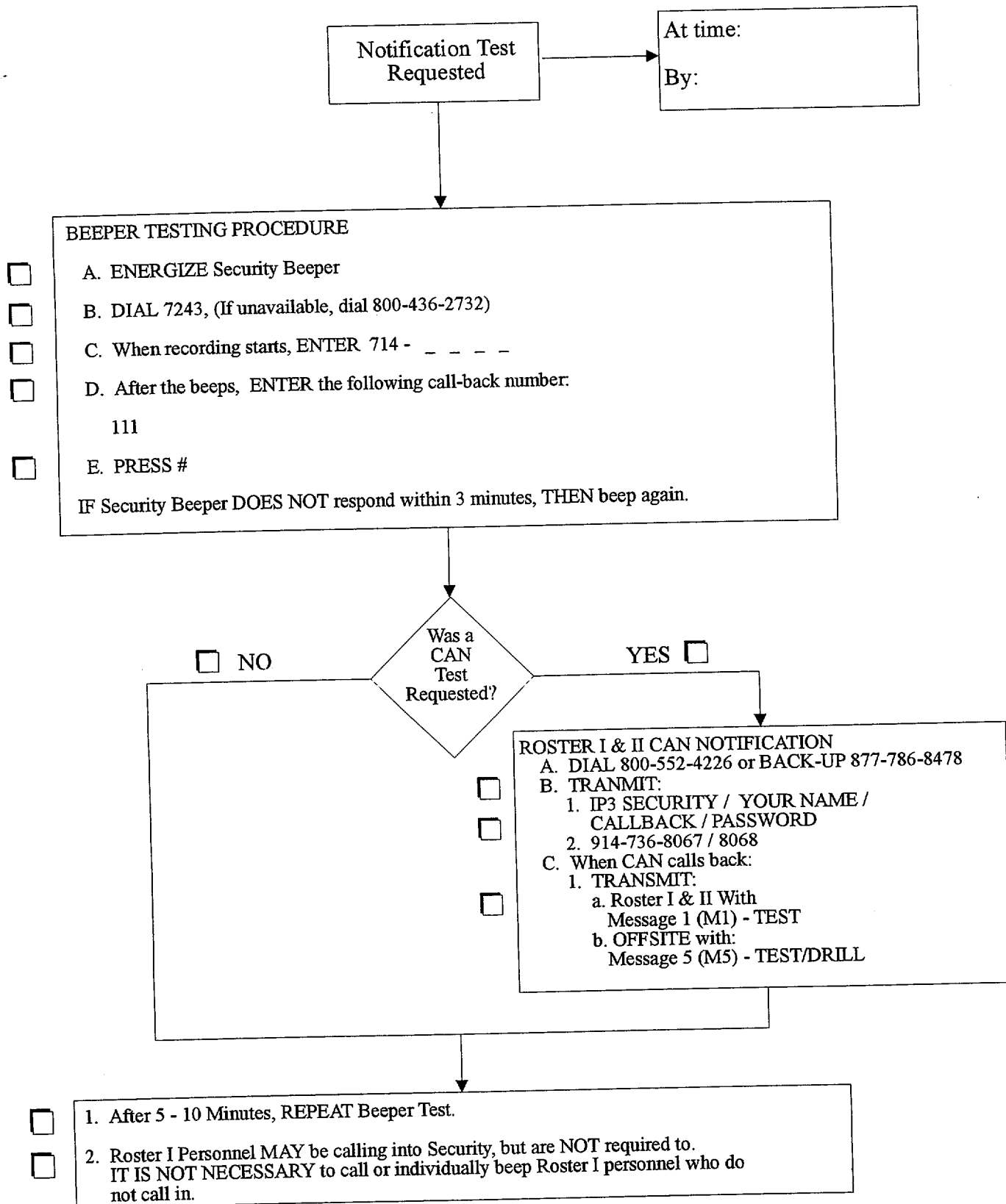
ATTACHMENT 5.5

OFFSITE MONITOR NOTIFICATION
SECURITY CAS FLOWCHART



ATTACHMENT 5.6

NOTIFICATION TESTING
SECURITY CAS FLOWCHART



ATTACHMENT 5.7
NOTIFICATION FOR IP-2 EVENTS

NOTIFICATION TO NOTIFY ROSTER I	At time: _____ By: _____
--	-----------------------------

↓

ROSTER I BEEPER NOTIFICATION

- ☐ A. ENERGIZE CAS Beeper
- ☐ B. DIAL 7243, (If unavailable, dial 800-436-2732)
- ☐ C. When recording starts, ENTER 714 - _ _ _ _
- ☐ D. After the beeps, ENTER 777-IP-2 EVENT
- ☐ E. PRESS #

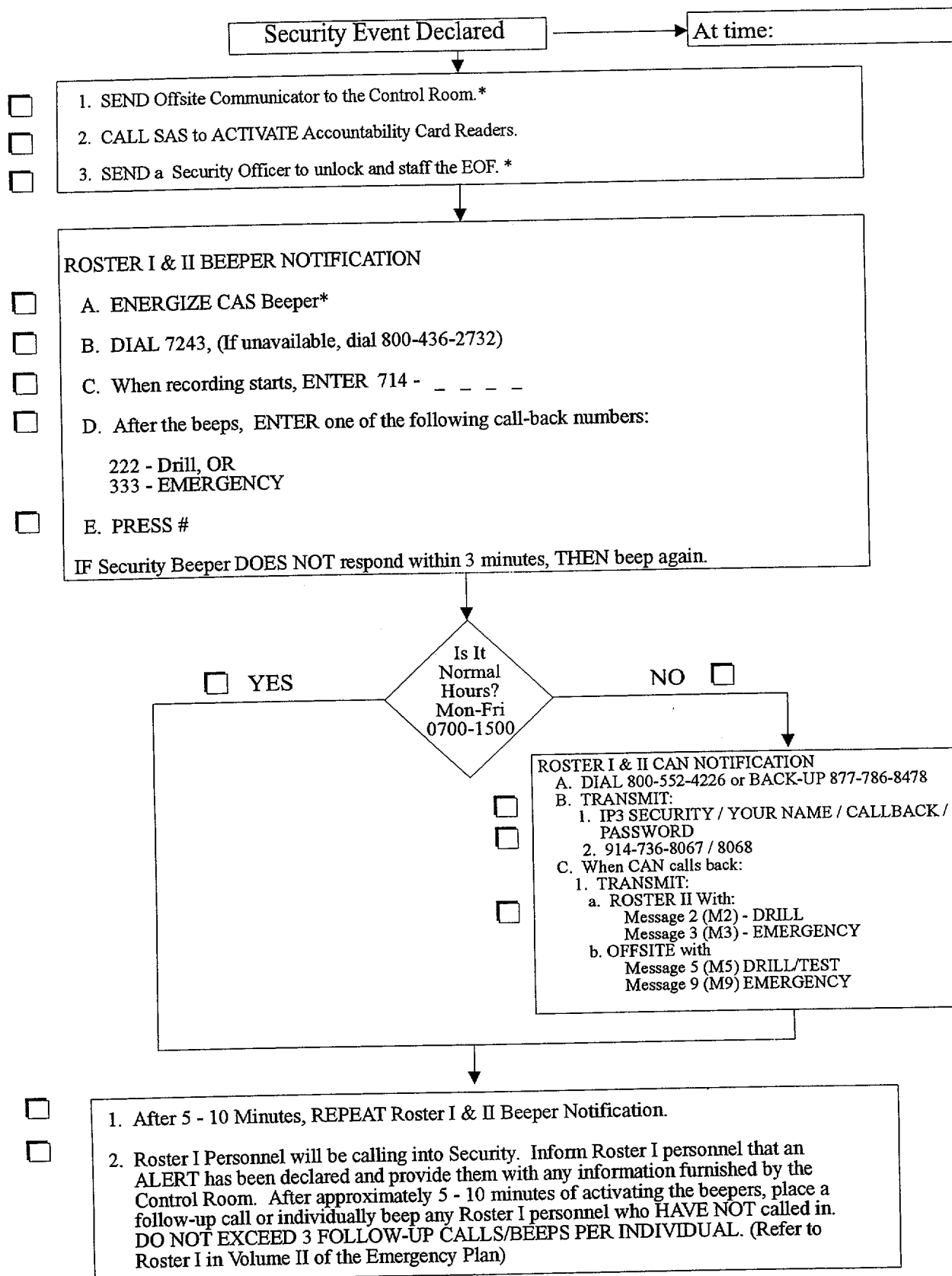
IF Security Beeper DOES NOT respond within 3 minutes, THEN beep again.

↓

- ☐ 1. UNLESS all of Roster I has called in, REPEAT Roster I Beeper Notification AFTER 5 - 10 minutes.
- ☐ 2. Roster I Personnel will be calling into Security. Inform Roster I personnel that an _____ (Emergency) has been declared at IP2 and provide them with any information furnished by the Control Room. After approximately 5 - 10 minutes of activating the beepers, place a follow-up call or individually beep any Roster I personnel who HAVE NOT called in. DO NOT EXCEED 3 FOLLOW-UP CALLS/BEEPS PER INDIVIDUAL. (Refer to Roster I in Volume II of the Emergency Plan).

ATTACHMENT 5.8

SECURITY EVENT DECLARED



* Not required until security event is secured.