

FROM B. Sagar		DATE OF DOCUMENT 08/24/2000	DATE RECEIVED 08/30/2000	NO. CNWRA 2000 0140	
TO D. DeMarco		TYPE OF DOCUMENT			DATE ANSWER DUE 09/15/2000
		<input checked="" type="checkbox"/> LETTER <input type="checkbox"/> MEMO <input checked="" type="checkbox"/> REPORT <input type="checkbox"/> OTHER (Specify)			DATE ANSWERED
FILE CODE		<input checked="" type="checkbox"/> ACTION NECESSARY <input type="checkbox"/> NO ACTION NECESSARY			BY:
DESCRIPTION		REFERRED TO	DATE	RECEIVED BY	DATE
Programmatic review of Materials Research Society 24th International Symposium on the Scientific Basis for Nuclear Waste Management paper titled "Corrosion Processes Affecting the Performance of Alloy 22 as a High-Level Radioactive Waste Container Material"		T. Ahn			
ENCLOSURES					
REMARKS					

From: Emarsha Whitt
To: Budhi Sagar, Maria Padilla
Date: Fri, Sep 22, 2000 3:49 PM
Subject: Fwd: Programmatic Acceptance of the Paper for Publication

Per the attached e-mail the subject paper has been reviewed and accepted.

Emarsha.

From: Tae Ahn
To: Deborah Demarco
Date: Fri, Sep 8, 2000 10:23 AM
Subject: Programmatic Acceptance of the Paper for Publication

September 8, 2000

SUBJECT: PROGRAMMATIC ACCEPTANCE OF "CORROSION PROCESSES AFFECTING THE PERFORMANCE OF ALLOY 22 AS A HIGH-LEVEL RADIOACTIVE WASTE CONTAINER MATERIAL," THE PAPER TO BE PUBLISHED IN THE PROCEEDINGS OF THE 24TH INTERNATIONAL SYMPOSIUM ON THE SCIENTIFIC BASIS FOR NUCLEAR WASTE MANAGEMENT HELD August 27-31, 2000 IN SYDNEY, AUSTRALIA

I have done a programmatic review of the paper, "Corrosion Processes Affecting the Performance of Alloy 22 as a High-Level Radioactive Waste Container Material." I consider it fully acceptable for the submission for publication in the proceedings. This paper was presented at the symposium based on the NRC review of the abstract, May 18, 2000.

Tae M. Ahn
Project Manager (Materials Engineer)
High-Level Waste Branch
Division of Waste Management
Office of Nuclear Material Safety
And Safeguards

Ref.: Ticket CNWRA 2000 0140

CC: Janet Schlueter, N. King Stablein

From: Tae Ahn
To: Deborah Demarco
Date: Fri, Sep 1, 2000 2:30 PM
Subject: Late Ticket

CNWRA 2000 0140 seems to be late. Gustavo already presented this week in Australia. However it will take time for the conference to publish. I will get back to you.

Tae

CC: Emarsha Whitt

CNWRA A center of excellence in earth sciences and engineering

A Division of Southwest Research Institute™
6220 Culebra Road • San Antonio, Texas, U.S.A. 78228-5166
(210) 522-5160 • Fax (210) 522-5155

August 24, 2000
Contract No. NRC-02-97-009
Account No. 20.01402.571

U.S. Nuclear Regulatory Commission
ATTN: Mrs. Deborah A. DeMarco
Two White Flint North
11545 Rockville Pike
Mail Stop T8 A23
Washington, DC 20555

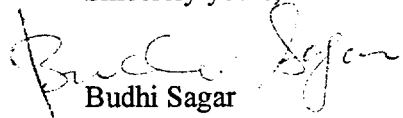
Subject: Programmatic review of Materials Research Society 24th International Symposium on the Scientific Basis for Nuclear Waste Management paper titled "Corrosion Processes Affecting the Performance of Alloy 22 as a High-Level Radioactive Waste Container Material"

Dear Mrs. DeMarco:

Attached is the paper to be presented at the Material Research Society (MRS) 24th International Symposium on the Scientific Basis for Nuclear Waste Management to be held on August 27–31, 2000 in Sydney, Australia. The paper is focused on the performance of Alloy 22 as a high-level nuclear waste container material. Experimental results from passive corrosion, localized crevice corrosion, and stress corrosion cracking tests, conducted in a range of simulated near-field repository environments will be presented, as well as the theoretical modeling of the long-term passive corrosion behavior. The paper after being reviewed and approved by the Conference Chairs will be published in the Proceedings of the Symposium by the Materials Research Society.

Please contact Gustavo Cragolino at (210) 522-5539 if you have any questions regarding this paper.

Sincerely yours,


Budhi Sagar
Technical Director

BS:GC:jg

Enclosure

cc:	J. Linehan	J. Thomas	CNWRA Dirs.	P. Maldonado
	B. Meehan	J. Andersen	CNWRA EMs	T. Nagy (contracts)
	E. Whitt	T. Essig	G. Cragolino	
	J. Holonich	B. Leslie	D. Dunn	
	K. Stablein	C. Greene	Y-M. Pan	
	J. Greeves	W. Patrick	O. Pensado	



Washington Office • Twinbrook Metro Plaza #210
12300 Twinbrook Parkway • Rockville, Maryland 20852-1606

CORROSION PROCESSES AFFECTING THE PERFORMANCE OF ALLOY 22 AS A HIGH-LEVEL RADIOACTIVE WASTE CONTAINER MATERIAL

G.A. Cragolino, D.S. Dunn, Y.-M. Pan, and O. Pensado
Center for Nuclear Waste Regulatory Analyses (CNWRA)
Southwest Research Institute
6220 Culebra Road, San Antonio, TX, 78238-5166, USA
gcragno@swri.edu

ABSTRACT

Alloy 22 is the material preferred by the U.S. Department of Energy (DOE) for the waste package (WP) outer container for geological disposal of high-level radioactive waste at the proposed site in Yucca Mountain (YM). Alloy 22 is considered to be extremely resistant to various modes of aqueous corrosion over broad ranges of temperature, pH, and concentration of anionic and oxidizing species. Uniform corrosion under passive dissolution conditions, localized corrosion in the form of crevice corrosion, and stress corrosion cracking (SCC) are discussed on the basis of experimental results obtained with mill annealed, thermally treated, and welded specimens using electrochemical techniques. The approach developed for long-term performance prediction, including the use of empirically derived parameters for assessing localized corrosion and the modeling of the passive dissolution behavior, is described.

INTRODUCTION

One of the principal factors in the DOE Repository Safety Strategy for the proposed repository at YM [1] is the performance of the WP barriers. It is expected that the integrity of the WPs, predicated on the use of a highly corrosion-resistant alloy as an outer container material, will prevent exposure of the radioactive waste (spent nuclear fuel and vitrified reprocessed waste) to the environment for times longer than the regulatory performance period of 10,000 yr. During this period, the environment in contact with the WPs, initially dry hot-air, may become an aggressive aqueous solution as a result of dripping of groundwater, altered in its chemical composition by interactions with the host rock and evaporative concentration due to radioactive decay heating. The currently proposed DOE WP design consists of a 2-cm thick alloy 22 (57Ni-22Cr-13.5Mo-3W-3Fe) outer container enclosing a 5-cm thick inner container made of type 316 nuclear grade (NG) stainless steel. The main purpose of the inner container is to provide structural integrity to the WP. Alloy 22 became the material preferred by the DOE for the outer container because it is more resistant to localized corrosion in the predicted WP environment than other Ni-Cr-Mo alloys previously considered, such as alloys 825 and 625 [2, 3].

The objective of this paper is to provide a summary of the results of our experimental investigations on the various corrosion processes (passive corrosion, crevice corrosion, and SCC) that are expected to affect the long-term performance of the alloy 22 containers in the repository. Information previously reported [4, 5] is updated with new results and the modeling of long-term passive dissolution [6] is briefly described.

EXPERIMENTAL

The chemical composition of the two heats of Alloy 22 used in this study, as well as the composition of the filler rod used for welded specimens, and the geometry and dimensions of the specimens used in the various tests were reported elsewhere [4, 5]. Smooth cylindrical specimens were used in potentiostatic tests to measure the passive dissolution current density. Specimens with a metal/PTFE

crevice were used in cyclic potentiodynamic polarization (CPP) tests to measure the repassivation potential for crevice corrosion (E_{rrev}). Mill annealed (MA), thermally treated (TT) (at 870 °C for times ranging from 0.5 to 240 hr), and welded (W) specimens were employed in the potentiostatic and CPP tests. Fatigue precracked double cantilever beam (DCB) specimens, manufactured from MA plates, were adopted for the SCC tests.

Passive dissolution current density measurements were conducted at 20 and 95 °C in N_2 -deaerated 0.028 to 4.0 M NaCl solutions at various pHs. CPP tests were carried out in an autoclave system using solutions containing 0.5 to 4.0 M Cl^- , 1.24 mM HCO_3^- , 0.20 mM SO_4^{2-} , 0.16 mM NO_3^- , and 0.10 mM F^- , added as sodium salts, at temperatures ranging from 80 to 175 °C. SCC tests were conducted in solutions containing 5 wt % NaCl (0.9 molal Cl^-) at 90 °C and 40 wt % $MgCl_2$ (14.0 molal Cl^-) at 110 °C under open circuit (OC) conditions. The 5 wt % NaCl solution was acidified to pH 2.7 by the addition of HCl and purged with N_2 to reproduce the conditions reported by Roy et al. [7]. Additional experimental details have been reported elsewhere [4, 5].

RESULTS

Passive Corrosion — As noted previously [4], alloy 22 exhibits passive behavior over a potential range of about 800 mV that extends from the corrosion potential (E_{corr}) in deaerated solutions (~ -600 mV_{SCE}) to the potential for transpassive dissolution. Steady-state anodic current densities for the dissolution of MA alloy 22, measured potentiostatically for various Cl^- concentrations and pHs at 95 °C, are plotted in Figure 1 as a function of the applied potential. Passive corrosion was observed up to potentials of approximately 400 mV_{SCE}, as indicated by current densities lower than 10^{-7} A/cm², which are almost independent of potential, Cl^- concentration and pH. The passive current density was not affected by decreasing the temperature from 95 to 20 °C, with the exception of the most diluted chloride solution (0.028 M) in which a decrease of about 10 times was measured at 200 mV_{SCE} (Figure 2). Transpassive dissolution was observed at potentials just above 400 mV_{SCE} in the acidic solutions at 95 °C but occurred at slightly higher potentials with increasing pH (Figure 1) or decreasing temperature (Figure 2). At pH 8, transpassive dissolution was accompanied by the onset of the oxygen evolution reaction. No evidence of localized corrosion was detected for the MA, non-creviced specimens in these potentiostatic tests (~ 48 hr duration) over the potential range of -200 to 800 mV_{SCE}.

As reported previously [5], TT (4 and 24 hr at 870 °C) alloy 22 also exhibited passive corrosion in 4 M NaCl (pH 8) solutions at 95 °C. However, significant intergranular attack was observed in some potentiostatic tests at potentials as low as 0 mV_{SCE} and more consistently at 200 mV_{SCE} and above. The W specimens, in which the weld extended over one-fourth of the total exposed surface area (20 cm²), exhibited a passive current density ranging from 2.0×10^{-8} to 4.0×10^{-8} A/cm² at potentials lower than 400 mV_{SCE} in 4 M NaCl solutions at 95 °C [5]. Even though the current density was found to be slightly higher in the acidic solutions, it was practically independent of pH in the range of 2.7 to 11. However, the current density increased significantly at 600 mV_{SCE} for both pH 2.7 and 11 solutions and at higher potentials for the pH 8 solution indicating the occurrence of transpassive dissolution. Although preferential dissolution of the weld region, revealing its microstructure, was noted, no intergranular corrosion of the adjacent base metal was observed [5].

Localized corrosion — As discussed previously [3], alloy 22 is susceptible to localized corrosion in the form of crevice corrosion within certain ranges of Cl^- concentration and temperature as other Ni-Cr-Mo alloys (825 and 625). However, the minimum Cl^- concentration and the potential required for crevice corrosion to be initiated at a given temperature (e.g., 95 °C) are both higher for alloy 22 than for the other alloys. A plot of E_{rrev} for MA alloy 22 as a function of temperature is shown in Figure 3, in which a

significant decrease in the E_{rcrev} values (allowing for a data scattering of ± 100 mV) can be observed for the three Cl^- concentrations with an increase in temperature from 80 to 105 °C, followed by a leveling off at higher temperatures. When the E_{rcrev} values (using only those that represent a low bound) are replotted as a function of the logarithm of the Cl^- concentration (Figure 4), a linear dependence is satisfied up to 150 °C, according to the following expression

$$E_{\text{rcrev}} = E_{\text{rcrev}}^0(T) + B(T) \log [\text{Cl}^-] \quad (1)$$

where both E_{rcrev}^0 and B are parameters that, within the 80 to 105 °C temperature range, can be expressed through a data regression (note that coefficients are changed with respect to those in Ref [4]) as Eq. [2]

$$E_{\text{rcrev}}^0(T) = 1,300 - 13.1 T ; B(T) = -362.7 + 2.3 T \quad (2)$$

where T is the temperature in °C and E_{rcrev} is in mV_{SCE} . It is apparent from Eq. (2) that E_{rcrev} is strongly dependent on temperature around the boiling point of water at atmospheric pressure and the dependence on Cl^- concentration decreases with increasing temperature.

As noted before [5], TT (only for 0.5 hr at 870 °C) alloy 22 exhibited a decrease in E_{rcrev} of more than 500 mV in 4 M NaCl solution at 95 °C, promoted by the occurrence of intergranular corrosion in the crevice region of the specimen. However, when W specimens are compared to MA specimens, as shown in Figure 5, the effect of welding on E_{rcrev} appears to be negligible at both 95 and 125 °C.

Stress corrosion cracking — The SCC susceptibility of MA alloy 22 was investigated in Cl^- solutions using the test conditions given in Table 1. Tests were conducted at an initial stress intensity (K_I) equal to $32.7 \text{ MPa}\cdot\text{m}^{1/2}$. No crack growth was observed in any of the fatigue precracked DCB specimens over the duration of the tests. Periodic SEM examination of the specimens (approximately 1-month intervals) revealed that grain boundary attack occurred after 147 d of testing in the 22-2 (T-L) specimen and minor secondary cracking near the main precrack in the 22-7 (S-L) specimen after 70 d. However, the secondary cracks did not propagate during the subsequent exposure to the environment for the entire duration of the test. Assuming that the initiation time is negligible and $20 \mu\text{m}$ is the smallest crack detectable in the SEM, the minimum crack velocity that can be measured over the test period listed in Table 1 would be $\sim 6.0 \times 10^{-13} \text{ m/s}$. In the case of type 316 L stainless steel, although crack growth was not observed in the pH 2.7 NaCl solution at 90 °C, crack propagation rates of about $1 \times 10^{-8} \text{ m/s}$ were measured at

Table 1– Test conditions and results for the SCC testing of Alloy 22 DCB specimens

Specimen ID (Orientation)	Test Solution and Temperature	Potential (mV_{SCE})	Duration (hr)	Result
22-1(T-L)	0.9 molal Cl^- (5% NaCl), pH 2.7 90°C. N_2 deaerated	-330 to -310 (OC)	9,264 (386 days)	No SCC
22-2(T-L)	14.0 molal Cl^- (40% MgCl_2), 110°C	-280 to -260 (OC)	9,264 (386 days)	No SCC – Grain Boundary Attack
22-7(S-L)	14.0 molal Cl^- (40% MgCl_2), 110°C	-270 to -250 (OC)	9,264 (386 days)	No SCC – Secondary Cracking

T-L – Transverse-Longitudinal; S-L – Short transverse-Longitudinal; OC – Open-Circuit

the OC potential (-330 to -320 mV_{SCE}) in a 9.1 molal Cl⁻ (30 % MgCl₂) solution at 110 °C [8]. Nevertheless, even for precracked specimens under a constant, applied load the initiation time appears to be significant (hundreds of hours) based on our current on-going work

DISCUSSION AND CONCLUSIONS

If localized corrosion is not initiated and the E_{corr} of the container is lower than 400 mV_{SCE}, the lifetime of an alloy 22 WP container can be predicted from the potentiostatic measurements of the passive current density and the application of Faraday's laws [4]. By assuming congruent dissolution of the alloy constituents and a passive current density of $3.0 \pm 0.5 \times 10^{-8}$ A/cm² (see Figure 1), the lifetime of a 2-cm thick container may extend from ~58,000 to ~82,000 yr. However, there are uncertainties in the long-term extrapolation of passive corrosion and mechanistic modeling of passivity is necessary to define conditions for additional experimental studies and more reliable performance assessments.

As for other Ni-Cr alloys in which the Cr content is greater than 12 to 15 wt%, the passive dissolution rate of alloy 22 is low as a result of the formation of a protective Cr₂O₃-rich film on the metal surface [9]. A model for the passive dissolution of Ni-Cr-Mo alloys, based on the point defect model (PDM) [10], is being developed [6]. It is assumed that the conduction mechanism through the Cr₂O₃ film formed on these alloys is mainly by interstitial cations or oxygen vacancies or by both carriers, which implies a steady-state passive current density independent of potential (see Figure 1). Cation vacancies are the carriers in the NiO film on pure Ni [10], which exhibits a passive current density that increases exponentially with potential [11]. It is assumed in the model that the Cr₂O₃ film, lacking relevant proportions of Mo, contains Cr, Ni, and Mo as interstitial defects, Ni as a substitutional defect, and oxygen and Cr vacancies. Based on the observation that the passive current density decreases with increasing Cr content in Ni-Cr alloys, it can be demonstrated that preferential dissolution of Ni occurs through the Cr-rich passive film, as reported by Cavanaugh et al. [12]. As a result of constraints in the assumed values of the rate constants for the elementary reactions associated with the creation of interstitials (Cr, Ni, and Mo) and substitutionals (Cr and Ni) at the metal/film interface, charge transport through the passive film is mainly due to interstitial species and, thus, vacancies are created in the bulk of the alloy.

The evolution of the alloy sample thickness as a result of passive dissolution and the vacancy volume in the bulk of the alloy can be estimated, by assuming that the atomic volume of the alloy is constant regardless of the compositional change with time. Figure 6 presents an example of this calculation for three cases in which different values have been assumed for the elementary rate constants, in addition to the initial ($t=0$) passive dissolution current density for alloy 22. With the assumption that a void volume/total volume ratio of 0.5 would lead to failure of the container wall, a lifetime of about 30,000 yr was calculated as shown in Figure 6, even though the wall thickness did not diminish significantly. More refined computations, taking into account vacancy diffusivity in the bulk of the alloy, indicate that vacancies tend to accumulate at the metal/film interface, which may lead to spalling of the passive film. Lifetimes of ~10,000 yr have been computed by assuming that film spalling occurs when a critical vacancy concentration of about 20 % is reached at the metal/film interface.

An even significantly shorter container life is predicted if localized corrosion occurs. Pitting corrosion of alloy 22 was not observed and crevice corrosion may occur only above 80 °C when the Cl⁻ concentration is equal or greater than 1.0 M and E_{corr} is higher than E_{crev} . Within the temperature range of 80 to 105 °C, E_{crev} exhibited a linear dependence on temperature and on the logarithm of Cl⁻ concentration, similar to that found for other Ni-Cr-Mo alloys [2]. The E_{crev} values calculated by using Eq. (2) can be used as a lower bound for assessing the susceptibility to crevice corrosion of the alloy. However, material thermally treated within the temperature/time domain in which TCP phases can precipitate [5],

exhibited significantly lower E_{trrev} values. The range of passivity is therefore reduced by the occurrence of crevice corrosion. Also, under certain fabrication conditions (e.g., slow cooling of thick sections) intergranular corrosion may occur at potentials within the passive range.

SCC is a very insidious failure mode in many applications. However, no crack growth of MA alloy 22 has been observed in this study even in extremely concentrated, acidic and hot Cl^- solutions, such as 40 % MgCl_2 at 110 °C. It appears that the E_{corr} in these OC potential tests is lower than E_{trrev} and thus, crack initiation does not occur regardless of the use of precracked DCB specimens stressed at a relatively high K_I . Nevertheless, additional tests, including W specimens, are needed to evaluate the effect of higher potentials or dissolved species present in the WP environment and able to induce crack initiation and growth.

ACKNOWLEDGMENT

This paper was prepared to document work performed on behalf of the U.S. Nuclear Regulatory Commission (NRC), Office of Nuclear Material Safety and Safeguards, under Contract No. 02-97-009. The work reported is an independent product of the CNWRA and does not necessarily reflect the views or regulatory position of the NRC.

REFERENCES

1. *Repository Safety Strategy: Plan to Prepare the Postclosure Safety Case to Support Yucca Mountain Site Recommendation and Licensing Considerations*, TDR-WIS-RL-000001. Rev. 03. (CRWM, M & O Contractor, Las Vegas, NV, 2000).
2. D.S Dunn, G.A. Cragolino, and N. Sridhar, *Corrosion* **56**, 90 (2000).
3. D.S Dunn, G.A. Cragolino, and N. Sridhar, in *Scientific Basis for Nuclear Waste Management XXII*, edited by D.J. Wronkiewicz and J.H. Lee (Materials Research Society Symposium Proceedings **556**, Pittsburgh, PA, 1999) pp. 879 - 886.
4. D.S. Dunn, Y.-M. Pan, and G.A. Cragolino, in *CORROSION/2000* (Proceedings of the NACE International Annual Conference, Houston, TX., 2000) Paper No. 206
5. D.S. Dunn, G.A. Cragolino, and N. Sridhar, in *Scientific Basis for Nuclear Waste Management XXIII*, edited by R.W. Smith and D.W. Shoesmith (Materials Research Society Symposium Proceedings, Pittsburgh, PA, in press)
6. O. Pensado, D.S. Dunn, and G.A. Cragolino. Modeling of the Passive Film on Nickel-Chromium-Molybdenum Alloys. Presented at the Symposium on Corrosion of Metals and Alloys, MRS 2000 Spring Meeting, San Francisco, CA, 2000
7. A.K. Roy, D.L. Fleming, D.C. Freeman, and B.Y. Lum, *Micron* **30**, 649 (1999)
8. Y.-M. Pan, D.S. Dunn, and G.A. Cragolino, in *Environmentally Assisted Cracking: Predictive Methods for Risk Assessment and Evaluation of Materials, Equipment, and Structures*, edited by R.S. Kane (American Society for Testing and Materials, ASTM STP 1401, West Conshohocken, PA., 2000), pp. 204-223.
9. S. Boudin, J-L. Vignes, G. Lorang, M. Da Cunha Belo, G. Blondiaux, S.M. Mikhailov, J.P. Jacobs, and H. Brongersma, *Surface and Interface Analysis* **22**, 462 (1994)
10. D.D. Macdonald, *J. Electrochem. Soc.* **139**, 3434 (1992)
11. K.E. Heusler, in *Passivity of Metals*, edited by R.P. Frankenthal and J. Kruger, (The Electrochemical Society, Princeton, NJ, 1978), pp. 771-801.
12. M.A. Cavanaugh, J.A. Kargol, J. Nickerson, and N.F. Fiore, *Corrosion* **39**, 144 (1983)

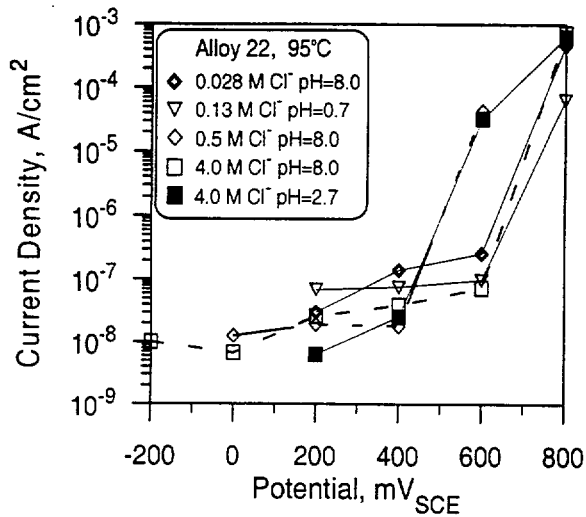


Figure 1. Steady-state anodic current densities for Alloy 22 in Cl⁻ solutions at 95 °C.

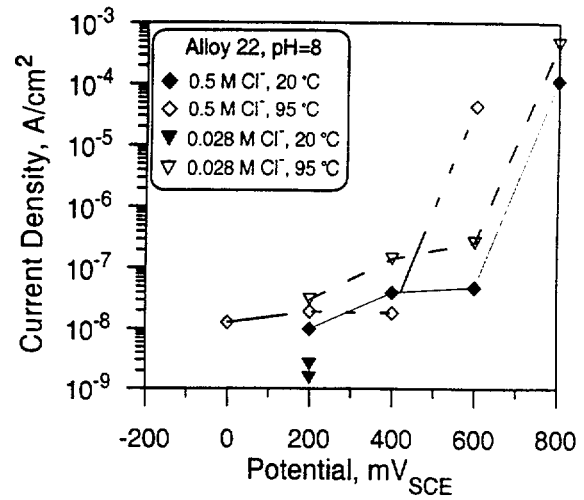


Figure 2. Effect of temperature on steady-state anodic current densities for Alloy 22.

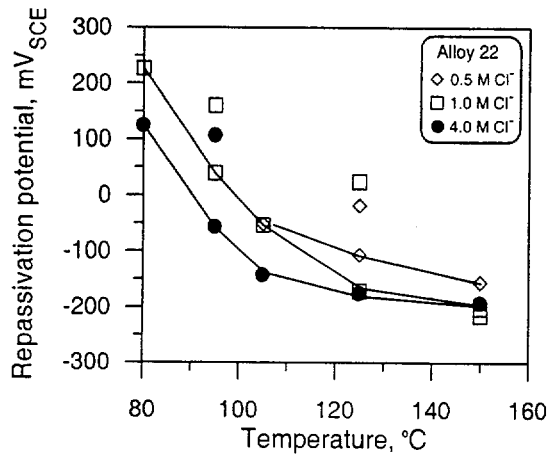


Figure 3. Effect of temperature on the repassivation potential for crevice corrosion of Alloy 22 in Cl⁻ solutions.

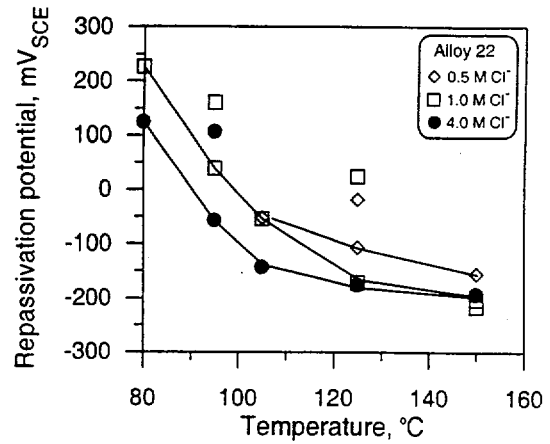


Figure 4. Repassivation potential as a function of Cl⁻ concentration for crevice corrosion of Alloy 22 at various temperatures.

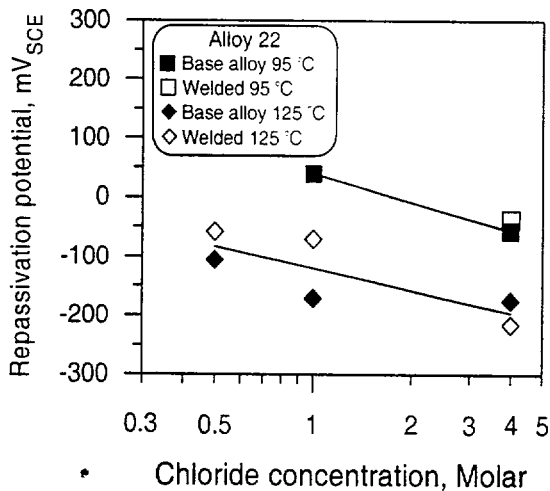


Figure 5. Repassivation potential for crevice corrosion for Alloy 22 in Cl⁻ solutions.

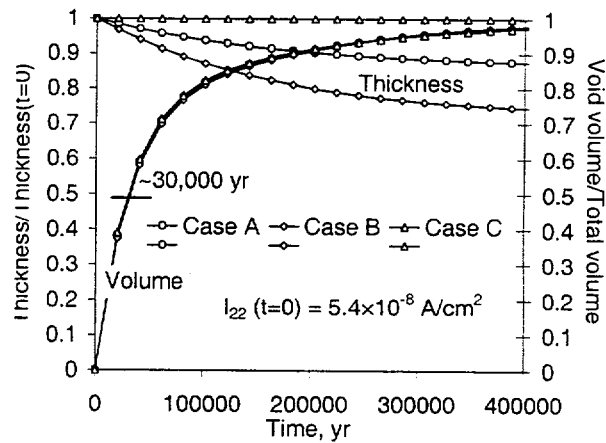


Figure 6. Wall thickness and void volume fraction for three cases with different rate constants for the elementary processes at metal/film interface.