

AP VERSION:

Seed calculation on 20-JUN-94 at 13:16:38

Patient name: JACKSON-~~PRE-PLAN~~
 Slice #: 1 Offset: 0.0
 Distribution title: PROSTATE-PREPLAN

 Implant has 110 I-125 (6711) seeds

Calculation plane orientation

Origin: X Y Z
 0.0 0.0 0.0


Rotation angles:

Normal: 0.0
 Horizontal: 0.0
 Vertical: 0.0

 Seed activity at time of implant: 0.44 mCi.
 Time of implant: 2077.922 hours
 Decay factor: 1.000

Seed coordinates (cm)

* -X- -Y- -Z- *	* -X- -Y- -Z- *	* -X- -Y- -Z- *	* #
* 0.00 -0.50 1.50 *	* 0.00 -1.50 1.50 *	* 0.00 -2.50 1.50 *	3
* 0.00 0.00 1.00 *	* 0.00 -1.00 1.00 *	* 0.00 -2.00 1.00 *	6
* 0.00 -3.00 1.00 *	* 0.00 -4.00 1.00 *	* -1.50 0.00 0.00 *	9
* -1.50 -1.00 0.00 *	* -1.50 -2.00 0.00 *	* -1.50 -3.00 0.00 *	12
* -1.50 -4.00 0.00 *	* 1.50 0.00 0.00 *	* 1.50 -1.00 0.00 *	15
* 1.50 -2.00 0.00 *	* 1.50 -3.00 0.00 *	* 1.50 -4.00 0.00 *	18
* -0.50 0.00 -1.00 *	* -0.50 -1.00 -1.00 *	* -0.50 -2.00 -1.00 *	21
* -0.50 -3.00 -1.00 *	* -0.50 -4.00 -1.00 *	* 1.50 0.00 -1.00 *	24
* 1.50 -1.00 -1.00 *	* 1.50 -2.00 -1.00 *	* 1.50 -3.00 -1.00 *	27
* 1.50 -4.00 -1.00 *	* 0.00 0.00 -2.00 *	* 0.00 -1.00 -2.00 *	30
* 0.00 -2.00 -2.00 *	* 0.00 -3.00 -2.00 *	* 0.00 -4.00 -2.00 *	33
* -2.00 -1.00 1.00 *	* -2.00 -2.00 1.00 *	* -3.00 -2.00 0.00 *	36
* -2.50 -1.00 -1.00 *	* -2.50 -2.00 -1.00 *	* -2.50 -3.00 -1.00 *	39
* -2.00 -1.00 -2.00 *	* -2.00 -2.00 -2.00 *	* -2.00 -3.00 -2.00 *	42
* 2.00 -1.00 -2.00 *	* 2.00 -2.00 -2.00 *	* -1.00 -0.50 1.00 *	45
* -1.00 -1.50 1.00 *	* -1.00 -2.50 1.00 *	* -1.00 -3.50 1.00 *	48
* -2.00 -0.50 0.00 *	* -2.00 -1.50 0.00 *	* -2.00 -2.50 0.00 *	51
* -1.50 -0.50 -1.00 *	* -1.50 -1.50 -1.00 *	* -1.50 -2.50 -1.00 *	54
* -1.50 -3.50 -1.00 *	* -1.00 -0.50 -2.00 *	* -1.00 -1.50 -2.00 *	57
* -1.00 -2.50 -2.00 *	* -1.00 -3.50 -2.00 *	* 0.50 -0.50 0.00 *	60
* 0.50 -1.50 0.00 *	* 0.50 -2.50 0.00 *	* 0.50 -3.50 0.00 *	63
* 1.50 -0.50 1.00 *	* 1.50 -1.50 1.00 *	* 1.50 -2.50 1.00 *	66

B/2


*	0.50	-0.50	-1.00	*	0.50	-1.50	-1.00	*	0.50	-2.50	-1.00	*	69
*	0.50	-3.50	-1.00	*	1.00	-0.50	-2.00	*	1.00	-1.50	-2.00	*	72
"	1.00	-2.50	-2.00	*	1.00	-3.50	-2.00	*	2.50	-1.50	-1.00	*	75

Patient name: JACKSON-3 PRE-PLAN
Distribution title: PROSTATE-PREPLAN

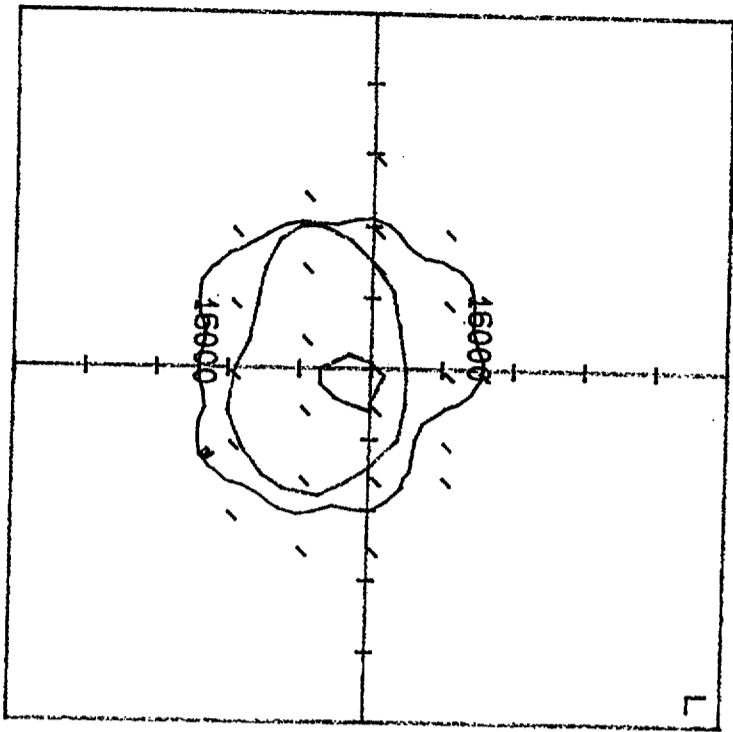
Seed coordinates (cm)

* -X- -Y- -Z- *	* -X- -Y- -Z- *	* -X- -Y- -Z- *	* #
* 2.50 -2.50 -1.00 *	* 0.50 0.00 0.00 *	* 0.50 0.00 -1.00 *	* 78
* -1.50 0.00 -1.00 *	* -1.00 0.00 -2.00 *	* 1.00 0.00 -2.00 *	* 81
* 2.50 -1.50 0.00 *	* 2.50 -2.50 0.00 *	* 0.50 -4.00 0.00 *	* 84
* 0.50 -4.00 -1.00 *	* -1.50 -4.00 -1.00 *	* -1.00 0.00 1.00 *	* 87
* 2.50 -0.50 0.00 *	* 2.50 -0.50 -1.00 *	* -2.00 -0.50 -2.00 *	* 90
* -1.00 -1.00 1.00 *	* 0.00 -1.00 1.50 *	* 1.00 -1.00 1.00 *	* 93
* -2.50 -1.50 -1.00 *	* -2.00 -1.50 -2.00 *	* -1.00 -2.00 1.00 *	* 96
* 1.50 -2.00 1.00 *	* -2.50 -2.50 -1.00 *	* -2.00 -2.50 -2.00 *	* 99
* 0.00 -3.50 1.00 *	* 1.50 -3.50 1.00 *	* 1.50 -3.50 0.00 *	* 102
* -3.00 -1.50 0.00 *	* 0.00 -2.00 1.50 *	* -2.00 -2.50 1.00 *	* 105
* 2.00 -0.50 -2.00 *	* 2.00 -1.50 -2.00 *	* 2.50 -2.00 -1.00 *	* 108
* 2.00 -2.50 -2.00 *	* -1.00 -4.00 1.00		

JACKSON- PRE-PLAN

SLICE NO. 1 OFFSET 0.0

Isodoses
16000



Right
Scale = 1.00 : 1
1322 20-JUN-94
Left
PLANNER

APPROVED

#	TITLE	TYPE	UNIT	SSD	100% WIDE	LONG	GENTRY	COLLM	STRT-STOP	X	Y	Z	WDG	BAR	WEIGHT	TAR
1	PROSTATE-PREPLAN	SEED I-125	(6711)				0	0	0	0.0	0.0	0.0				2077.9 HOURS

Max: 20000 @ 0000 % at X= 1.2 Y= -2.3 100%= 100

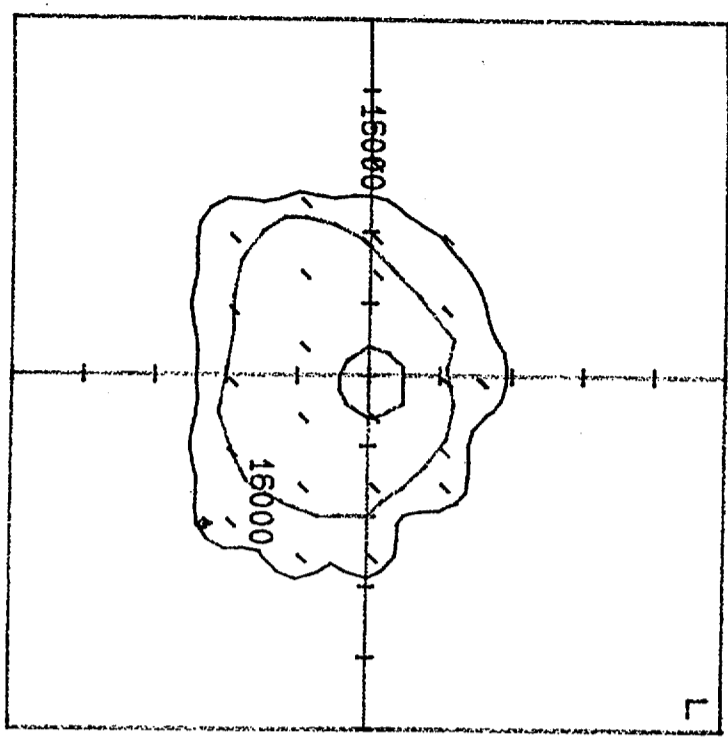
PROSTATE-PREPLAN

THERAPLAN V05

~~X~~ JACKSON-~~P~~RE-PLAN

SLICE NO. 2 OFFSET 0.5

Isodoses
16000



Right
Scale = 100 : 1

1322 20-JUN-94

Left
PLANNER

APPROVED

#	TITLE	TYPE	UNIT	SSD	100% WIDE	LONG	GNTRY	COLLM	STRT-STOP	X	Y	Z	WDG	BAR	WEIGHT	TAR
1	PROSTATE-PREPLAN	SEED	I-125 (6711)		ANGLES	0	0	0		0.0	0.5	0.0	TIME:		2077.9	HOURS

Max: 20000 (±0000 %) at X= 2.1 Y= -2.3 100%= 100

PROSTATE-PREPLAN

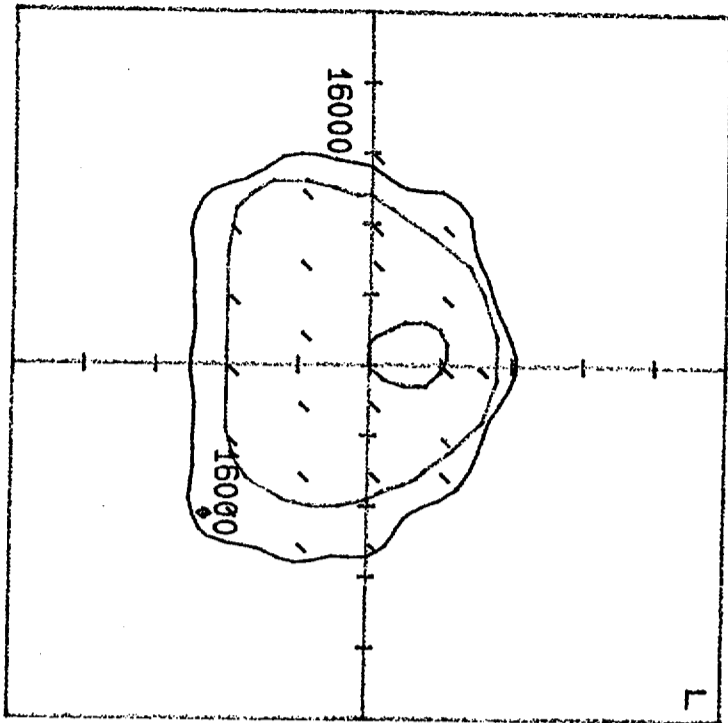
THERAPLAN V05

JACKSON-~~PRE-PLAN~~

SLIDE NO. 3

OFFSET 1.0

Isodoses
16000



Scale = 100 : 1

1322 20-JUN-94

PLANNER

APPROVED

#	TITLE	TYPE	UNIT	SSD	100% WIDE LONG	GENTRY	COLLM	STRT-STOP	X	Y	Z	WDG	BAR	WEIGHT	TAR
1	PROSTATE-PREPLAN	SEED	I-125 (6711)		0	0	0		0.0	1.0	0.0				2077.9 HOURS

Max: 20000 (20000 %) at X= 2.1 Y= -2.3 100%= 100

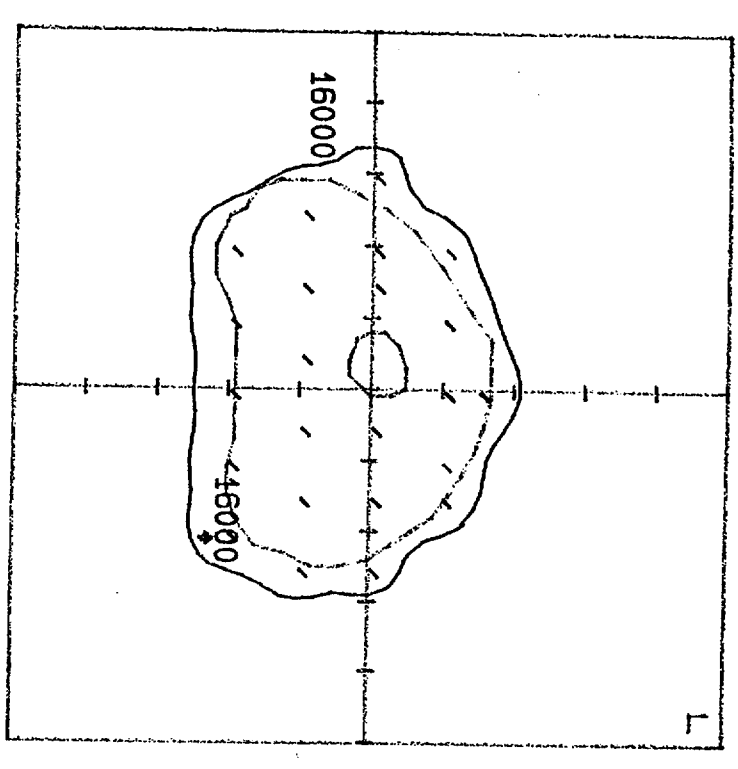
PROSTATE-PREPLAN

THERAPLAN V05

JACKSON-~~PRE-PLAN~~

SLICE NO. 4 OFFSET 1.5

Isodoses
16000



Right

Left

Scale = 100 : 1

13:22 20-JUN-94

PLANNER

APPROVED

#	TITLE	TYPE	UNIT	SSD	100% WIDE	LONG	GENTRY	COLLM	STRT-STOP	X	Y	Z	WDG	BAR	WEIGHT	TAR
1	PROSTATE-PREPLAN	SEED	I-125 (6711)	ANGLES	0	0	0			0.0	1.5	0.0	TIME:		2077.9	HOURS

Max: 20000 (20000 %) at X= 2.1 Y= -2.3 100%= 100

PROSTATE-PREPLAN

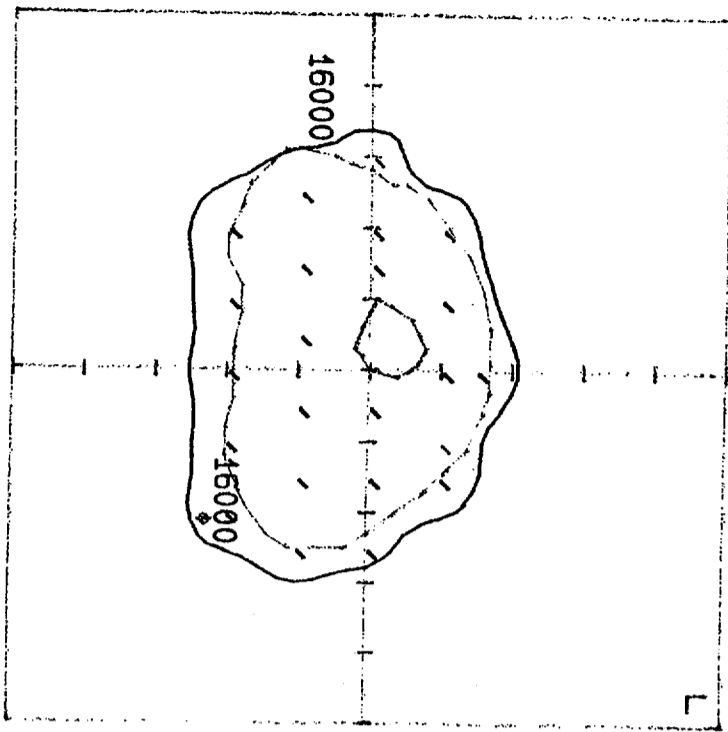
THERAPLAN V05

JACKSON PRE-PLAN

SLICE NO. 6

OFFSET 20

Isodoses
16000



Right

Left

Scale = 100 : 1

1322 20-JUN-94

PLANNER

APPROVED

#	TITLE	TYPE	UNIT	SSD	100% WIDE	LONG	GNTRY	COLLM	STRT-STOP	X	Y	Z	WDG	BAR	WEIGHT	TAR
1	PROSTATE-PREPLAN	SEED I-125	(6711)		ANGLES	0	0	0		0.0	2.0	0.0	TIME:		2077.9	HOURS

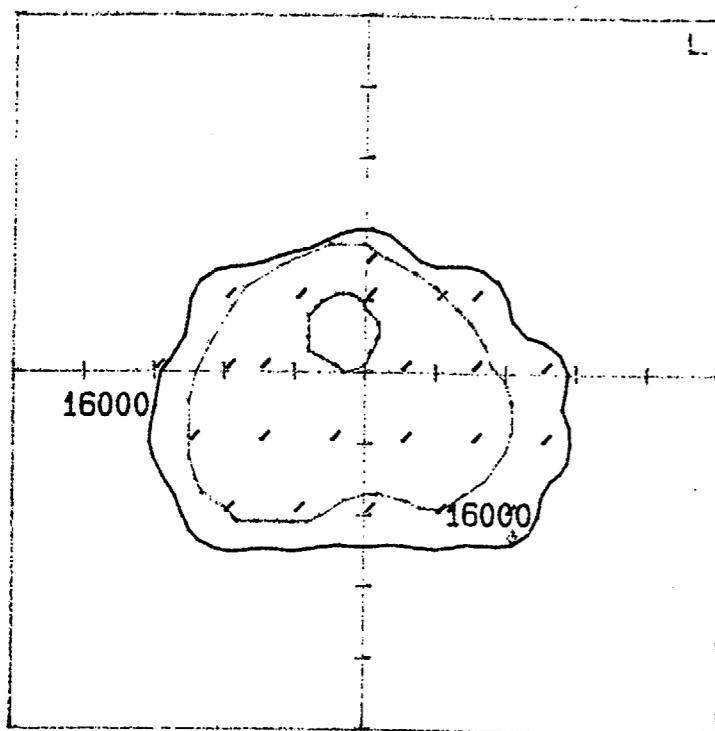
Max: 20000 (20000 %) at X= 2.1 Y= -2.3 100%= 100

PROSTATE-PREPLAN

THERAPLAN V05

JACKSON-~~PRE-PLAN~~

SLICE NO. 6 OFFSET 2.5



Right

Left

Scale = 1.00 : 1

13:22 20-JUN-94

PLANNER

APPROVED

Isodoses
16000

TITLE TYPE UNIT
 1 PROSTATE-PREPLAN SEED I-125 (6711)
 Max: 20000 (20000 %) at X= 2.1 Y= -2.3 100%= 100

SSD 100% WIDE LONG ENTRY COLLIM STAT-STOP
 ANGLES 0 0 0

X 0.0

Y 2.5

2 MDG BAR WEIGHT TAR
 0.0 TIME: 2077.9 HOURS

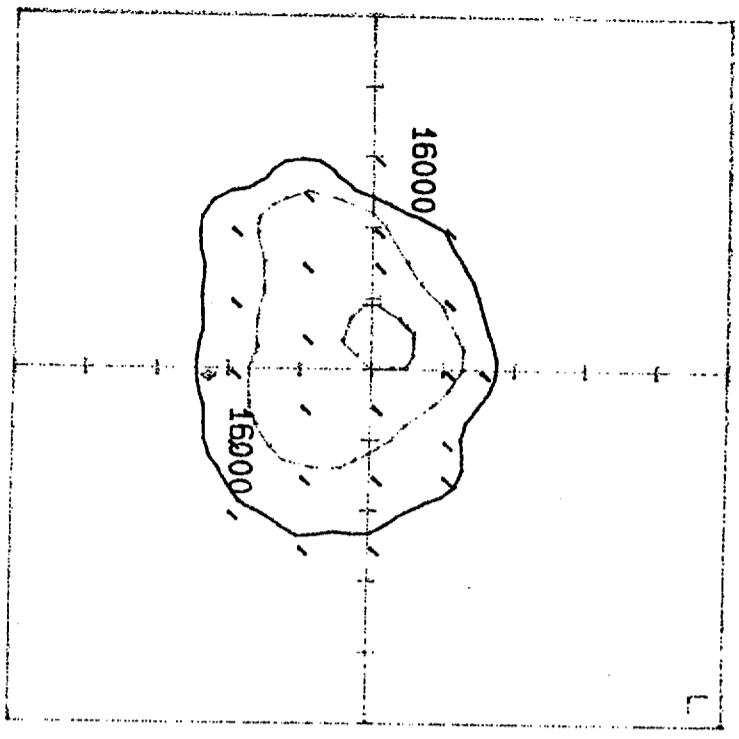
PROSTATE-PREPLAN

THERAPLAN V05

JACKSON-~~PRE-PLAN~~

SLICE NO. 7 OFFSET 3.0

Isodoses
16000



Right

Left

Scale = 1:00 : 1

13:22 20-JUN-94

PLANNER

APPROVED

#	TITLE	TYPE	UNIT	SSD	100% WIDE LONG	GNTRY	COLLM	STRT-STOP	X	Y	Z	WDG	BAR	WEIGHT	TAR
1	PROSTATE-PREPLAN	SEED I-125	(6711)		0	0	0		0.0	3.0	0.0			2077.9	HOURS

Max: 20000 (20000 %) at X= 0.1 Y= -2.3 100%= 100

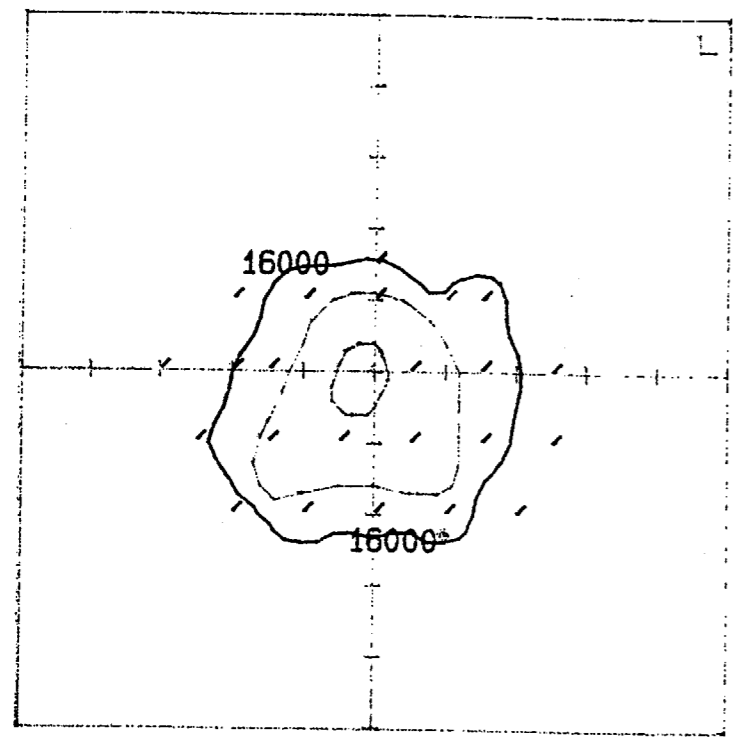
PROSTATE-PREPLAN

THERAPLAN V05

JACKSON-~~PRE-PLAN~~

SLICE NO. 8 OFFSET 3.5

Isodoses
16000



Right

Left

Scale = 100 : 1

13:22 20-JUN-94

PLANNER

APPROVED

1 TITLE PROSTATE-PREPLAN SEED I-125 (6711) UNIT (6711)
 Max: 20000 (20000 %) at X= 1.0 Y= -2.3
 SSD 100% WIDE LONG ENTRY COLLM START-STOP ANGLES 0 0 0
 X 0.0 Y 3.5 Z MDG BAR WEIGHT TAR 2077.9 HOURS

THERAPLAN V05

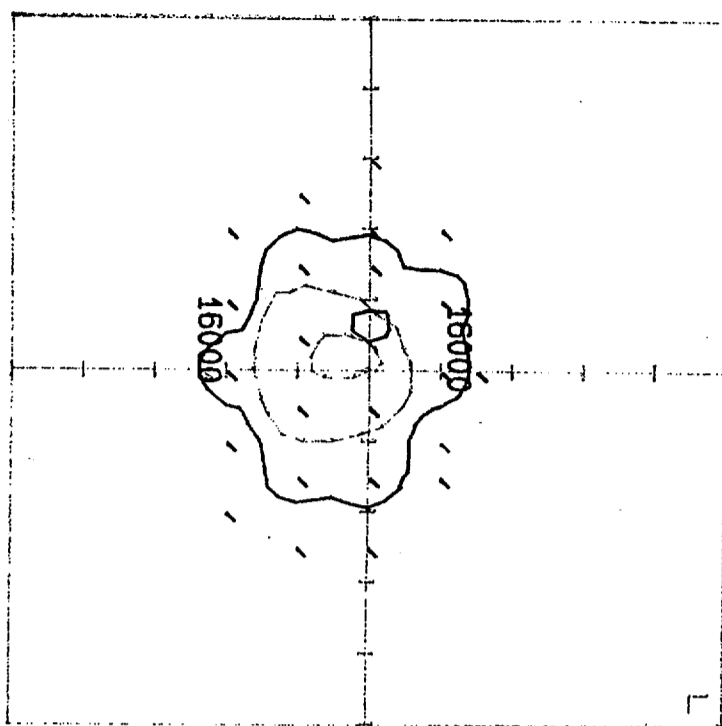
PROSTATE-PREPLAN

JACKSON PRE-PLAN

SLICE NO. 9

OFFSET 40

Isodoses
16000



Right

Left

Scale = 100 : 1

1322 20-JUN-94

PLANNER

APPROVED

#	TITLE	TYPE	UNIT	SSD	100% WIDE	LONG	GENTRY	COLIM	STRT-STOP	X	Y	Z	WDG	BAR	WEIGHT	TAR
1	PROSTATE-PREPLAN	SEED	I-125 (6711)							0.0	4.0	0.0	TIME:		2077.9	HOURS

Max: 20000 (0000 %) at X= 0.1 Y= -2.3 100% 100

PROSTATE-PREPLAN

THERAPLAN V05