MOVADO GROUP, INC. AREA SWIPE LOCATIONS

SWIPE #	LOCATION
1	Pre-Pack area 2, rug, Lyndhurst
2	Pre-Pack area 2, sink, Lyndhurst
3	Pre-Pack area, back of partition, Lyndhurst
4	DP Assembly & Repair, floor, Lyndhurst
5	DP Assembly & Repair, Air chamber tester, Lyndhurst
6	DP Assembly & Repair-Pt.2, floor, Lyndhurst
7	QC Area B, Lyndhurst, floor, Lyndhurst
8	Esquire Stock Room, floor, Lyndhurst
9	After Sales Service Area/Parts/Shelves, Lyndhurst
10	After Sales Service Area/Parts, floor, Lyndhurst
11	Service Vault/Pre-Cleaning, floor, Lyndhurst
12	Shelf from Esquire Stock Room, Moonachie
13	Luxury vault shelf, Moonachie
14	Work table from Pre-Pack area, Moonachie
15	Air Pressure chamber, Moonachie
16	Water Chamber, Moonachie
17	Inside H-3 storage drawer from After Sales Service Area/Parts, Moonachie
18	Outside H-3 Storage drawer from After Sales Service Area/Parts, Moonachie

NRC FORM 304
(8-1997)

U. S. NUCLEAR REGULATORY COMMISSION

SAMPLE RECORD SHEET

LABORATORY -- ☒ REGION I ☐ REGION III

LABORATORY CONTROL NUMBER: 302185

☒ ROUTINE ☐ URGENT

DATE REQUIRED:

SAMPLE LOCATION: Monado Group, Inc

DATE ANALYSIS BEGAN:

DATE COMPLETED:

ANALYZED BY:

DATE:

COLLECTED BY: J. Joustra

DIVISION: DNMS

TELEPHONE: 5355

CONTACT NOTIFIED:

DATE:

APPROVED BY: Laura Pelle

DATE: 08/20/01

SAMPLE NO.	DATE	HOUR	DESCRIPTION	ANALYZE FOR	INSTRUMENT USED	QUANTITY USED	DATE COUNTED	COUNT TIME	GROSS COUNT	BACKGROUND	NET COUNT	Eff	RESULT* dpm/wipe at time ctd.
1	8/15	–	wipes	Gross Beta	LSC	1 wipe	8/17	20m	174	143		Efficiency taken from H-3 quench curve	7±4
2									187	161			5±4
3									193	145			10±4
4									180	143			8±4
5									155	141			3±4
6									154	140			3±4
7									168	144			5±4
8									161	142			4±4
9									164	148			3±4
10									175	143			7±4
11									182	139			10±4
12									165	140			5±4
13									174	140			8±4
14									174	139			8±4
15									185	143			9±4
16									172	145			6±4
17			Total						2544	139			530±30

NRC FORM 304 (8-1997)

* ~~Random~~ Gross uncertainties as reported: ☒ ± 1 σ, ☐ ± 2 σ. Small negative and other results ≤ 2 σ are interpreted as including "zero" or as not detected. If appropriate, estimates of possible systematic errors are reported in parentheses.

INSPECTION

NRC FORM 304A
(8-1997)

U. S. NUCLEAR REGULATORY COMMISSION

SAMPLE RECORD SHEET (Continued)

LABORATORY CONTROL NUMBER: 302185

SAMPLE NO.	DATE	HOUR	DESCRIPTION	ANALYZE FOR	INSTRUMENT USED	QUANTITY USED	DATE COUNTED	COUNT TIME	GROSS COUNT	BACKGROUND	NET COUNT	Eff	RESULT* dpm/wipe at time ctd.
18	8/15	-	wipes	Gross Beta	LSC	1 wipe	8/17	20m	223	142		Taken from	17±4
												H-3 quench	
												curve	

NRC FORM 304A (8-1997)

Total

* ~~Random~~ uncertainties as reported: ☒ ± 1 σ, ☐ ± 2 σ. Small negative and other results ≤ 2 σ are interpreted as including "zero" or as not detected. If appropriate, estimates of possible systematic errors are reported in parentheses.

INSPECTION

NRC FORM 303
(8-1997)

U. S. NUCLEAR REGULATORY COMMISSION

REQUEST FOR ANALYSIS

LABORATORY -- [X] REGION I [ ] REGION III

LABORATORY USE ONLY

CONTROL NUMBER: 302185

SAMPLE LOCATION (LICENSEE): MOVado Group, Inc.

LICENSE NO.	DOCKET NO.
29-30178-01	030-33678

SAMPLE SUBMITTED

# TOTAL	TYPE	VOLUME	WEIGHT
18	wipes in LSC vials		

DATE SAMPLES SUBMITTED: 8/16/01

PRIORITY: [X] ROUTINE [ ] URGENT

SAMPLE COLLECTION INTERVAL

	MONTH	DAY	YEAR	TIME
START	8	15	2001	
STOP	8	15	2001	

INSPECTOR RESPONSIBLE: Judy Joustra

TELEPHONE NUMBER: (610) 337-5355

	ANALYSIS TO BE PERFORMED	LIST DESIRED LLD (Optional)		OTHER TYPE OF ANALYSIS (Specify)	LIST DESIRED LLD (Optional)
	GROSS ALPHA (GA)				
	GROSS BETA (GB)				
	GAMMA SPEC (GS)				
X	TRITIUM (H3)				
	CARBON-14 (C14)				
	IODINE-125 (I125)				

RELINQUISHED BY	RECEIVED BY	DATE	TIME	REASON FOR CHANGE OF CUSTODY
[illegible]	JSK	8-16-01	0930	Transfer to Lab

REMARKS

NOTE: SAMPLES WILL BE DISCARDED AFTER ANALYSIS UNLESS REASONS ARE NOTED IN REMARKS ABOVE.

INSPECTOR

Room: Pre-Pack Area 2

Name:

Notes:

TELEDYNE
BROWN ENGINEERING
Environmental Services

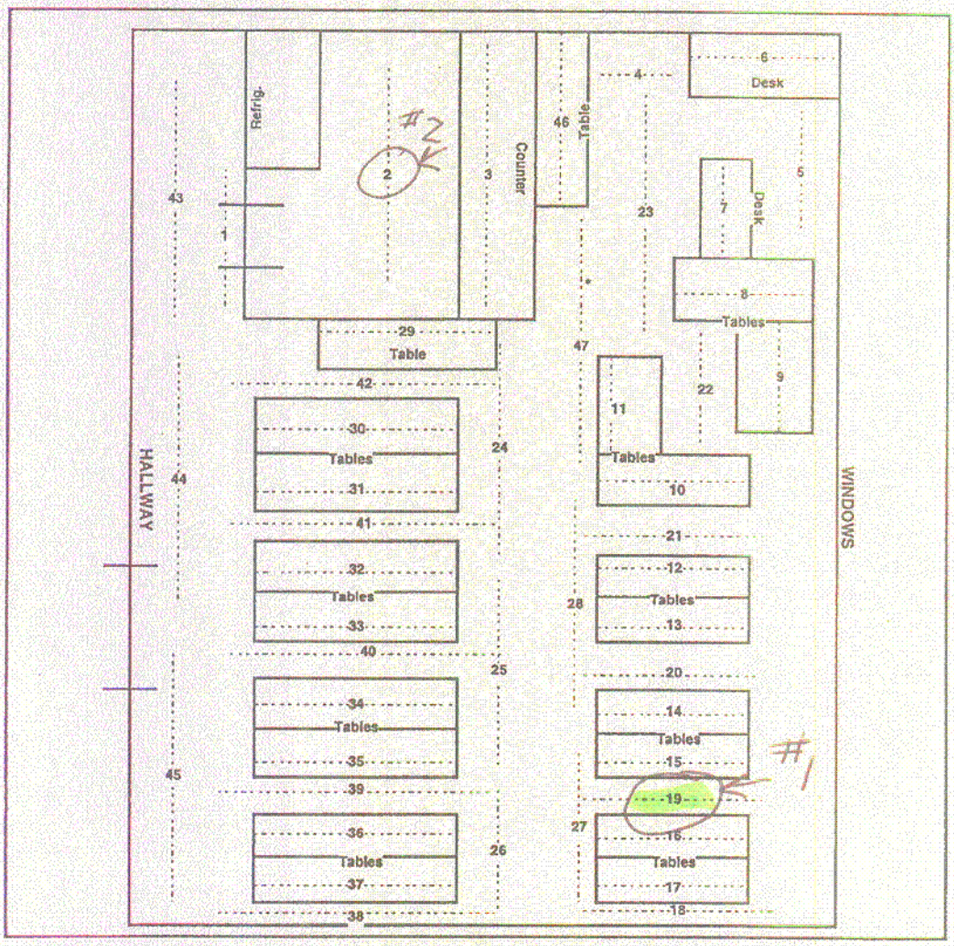

Smear Analysis Results - Analysis by Liquid Scintillation Counting

Smear ID	Channel 1	Channel 2	Channel 3	Smear ID	Channel 1	Channel 2	Channel 3
1	<MDA	<MDA	<MDA	16	<MDA	<MDA	<MDA
2	<MDA	<MDA	<MDA	17	<MDA	<MDA	<MDA
3	<MDA	<MDA	<MDA	18	<MDA	<MDA	<MDA
4	<MDA	<MDA	<MDA	19	19 ± 2	<MDA	<MDA
5	<MDA	<MDA	<MDA	20	<MDA	<MDA	<MDA
6	<MDA	<MDA	<MDA	21	<MDA	<MDA	<MDA
7	<MDA	<MDA	<MDA	22	<MDA	<MDA	<MDA
8	<MDA	<MDA	<MDA	23	<MDA	<MDA	<MDA
9	<MDA	<MDA	<MDA	24	12 ± 1	<MDA	<MDA
10	<MDA	<MDA	<MDA	25	<MDA	<MDA	<MDA
11	<MDA	<MDA	<MDA	26	<MDA	<MDA	<MDA
12	<MDA	<MDA	<MDA	27	<MDA	<MDA	<MDA
13	<MDA	<MDA	<MDA	28	<MDA	<MDA	<MDA
14	<MDA	<MDA	<MDA	29	<MDA	<MDA	<MDA
15	<MDA	<MDA	<MDA	30	<MDA	<MDA	<MDA

Room: Pre-Pack Area

Name:

Notes: SMEAR #31 / <MDA

TELEDYNE
BROWN ENGINEERING
Environmental Services

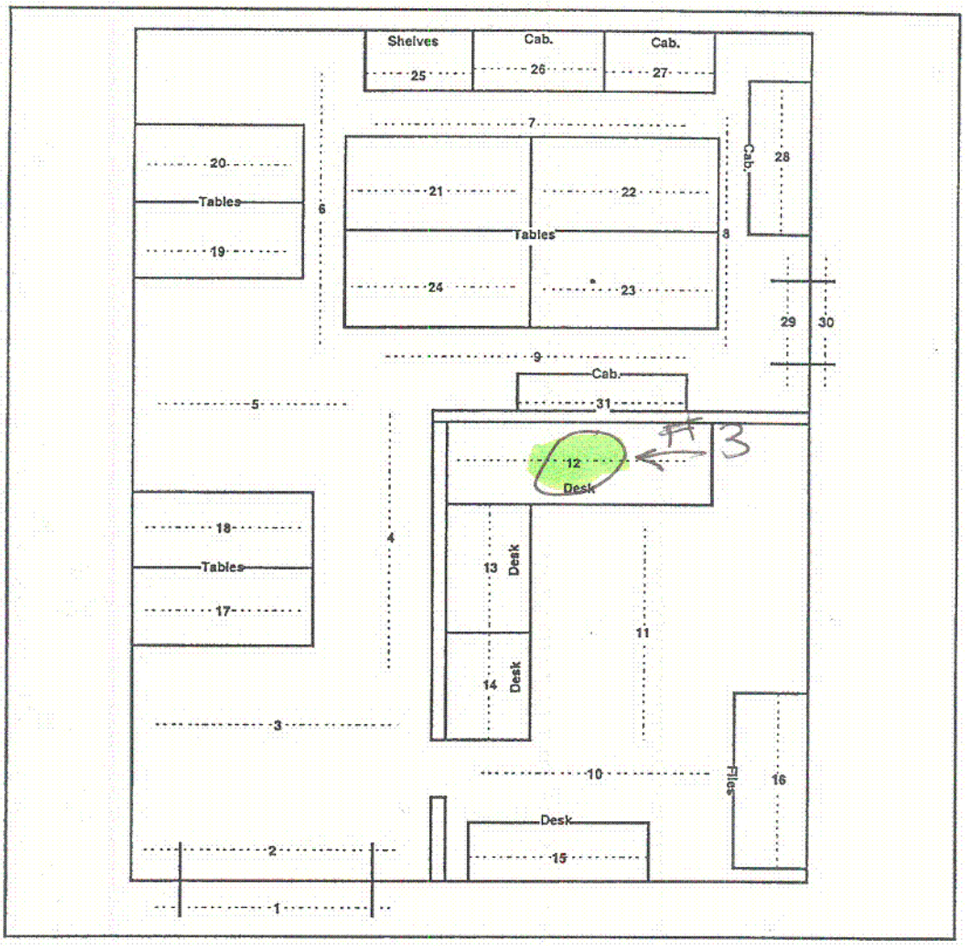

Smear Analysis Results - Analysis by Liquid Scintillation Counting

Smear ID	Channel 1	Channel 2	Channel 3	Smear ID	Channel 1	Channel 2	Channel 3
1	12 ± 1	<MDA	<MDA	16	<MDA	<MDA	<MDA
2	<MDA	<MDA	<MDA	17	<MDA	<MDA	<MDA
3	<MDA	<MDA	<MDA	18	<MDA	<MDA	<MDA
4	<MDA	<MDA	<MDA	19	<MDA	<MDA	<MDA
5	<MDA	<MDA	<MDA	20	<MDA	<MDA	<MDA
6	<MDA	<MDA	<MDA	21	<MDA	<MDA	<MDA
7	<MDA	<MDA	<MDA	22	<MDA	<MDA	<MDA
8	<MDA	<MDA	<MDA	23	<MDA	<MDA	<MDA
9	<MDA	<MDA	<MDA	24	<MDA	<MDA	<MDA
10	10 ± 1	<MDA	<MDA	25	<MDA	<MDA	<MDA
11	<MDA	<MDA	<MDA	26	<MDA	<MDA	<MDA
12	20 ± 2	<MDA	<MDA	27	<MDA	<MDA	<MDA
13	<MDA	<MDA	<MDA	28	<MDA	<MDA	<MDA
14	<MDA	<MDA	<MDA	29	<MDA	<MDA	<MDA
15	<MDA	<MDA	<MDA	30	<MDA	<MDA	<MDA

Room: DP Assembly & Repair

Name:

Notes: SMEARS # 31 THRU #43
OUTSIDE FRONT OF WORKBENCHES

TELEDYNE
BROWN ENGINEERING
Environmental Services

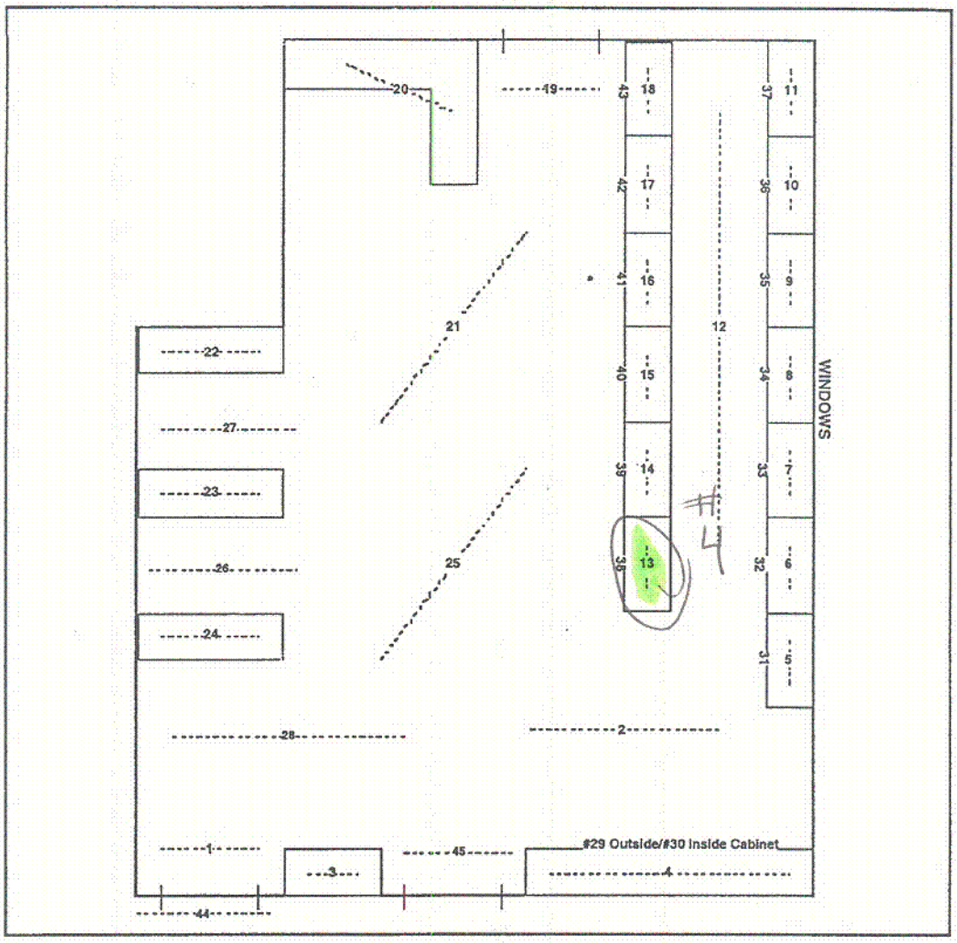

Smear Analysis Results - Analysis by Liquid Scintillation Counting

Smear ID	Channel 1	Channel 2	Channel 3	Smear ID	Channel 1	Channel 2	Channel 3
1	<MDA	<MDA	<MDA	16	<MDA	<MDA	<MDA
2	13 ± 1	<MDA	<MDA	17	<MDA	<MDA	<MDA
3	<MDA	<MDA	<MDA	18	<MDA	<MDA	<MDA
4	<MDA	<MDA	<MDA	19	<MDA	<MDA	<MDA
5	<MDA	<MDA	<MDA	20	<MDA	<MDA	<MDA
6	<MDA	<MDA	<MDA	21	<MDA	<MDA	<MDA
7	<MDA	<MDA	<MDA	22	<MDA	<MDA	<MDA
8	<MDA	<MDA	<MDA	23	<MDA	<MDA	<MDA
9	<MDA	<MDA	<MDA	24	<MDA	<MDA	<MDA
10	<MDA	<MDA	<MDA	25	<MDA	<MDA	<MDA
11	<MDA	<MDA	<MDA	26	<MDA	<MDA	<MDA
12	<MDA	<MDA	<MDA	27	10 ± 1	<MDA	<MDA
13	47 ± 5	<MDA	<MDA	28	11 ± 1	<MDA	<MDA
14	<MDA	<MDA	<MDA	29	<MDA	<MDA	<MDA
15	<MDA	<MDA	<MDA	30	<MDA	<MDA	<MDA

Room: DP Assembly & Repair-Pt. 2

Name:

Notes:

TELEDYNE
BROWN ENGINEERING
Environmental Services

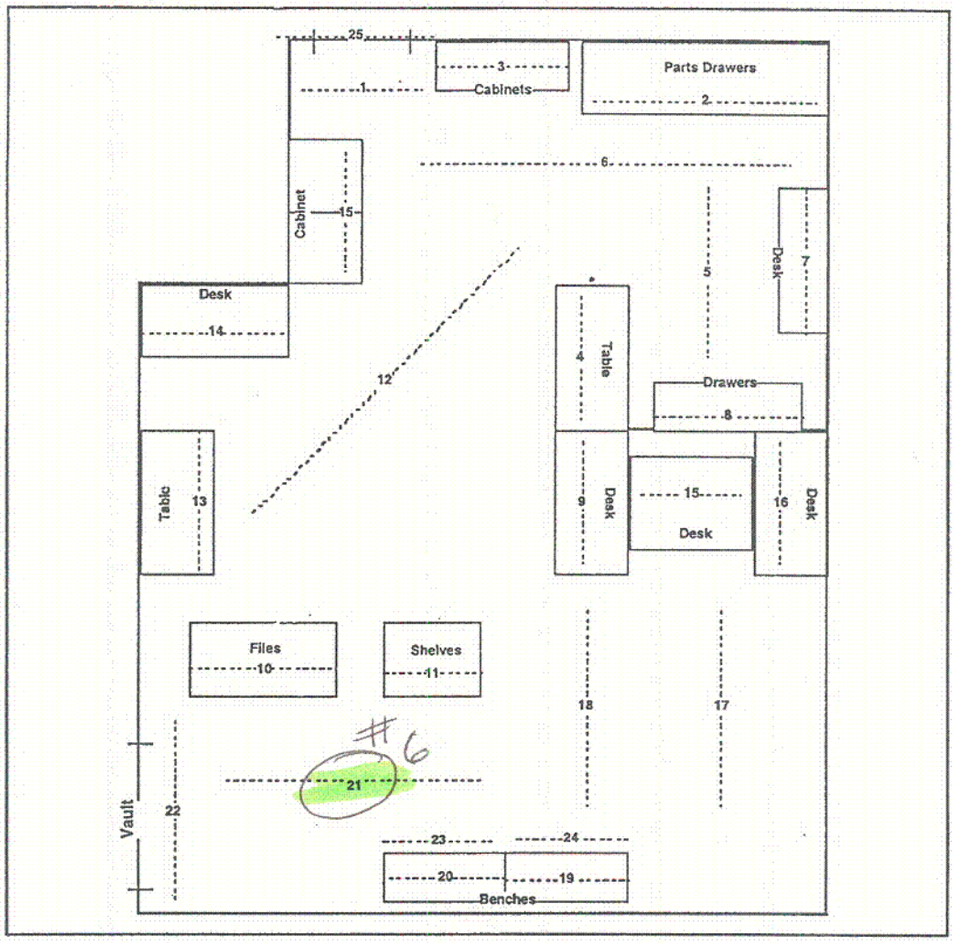

Smear Analysis Results - Analysis by Liquid Scintillation Counting

Smear ID	Channel 1	Channel 2	Channel 3	Smear ID	Channel 1	Channel 2	Channel 3
1	11 ± 1	<MDA	<MDA	16	<MDA	<MDA	<MDA
2	13 ± 1	<MDA	<MDA	17	<MDA	<MDA	<MDA
3	<MDA	<MDA	<MDA	18	<MDA	<MDA	<MDA
4	<MDA	<MDA	<MDA	19	<MDA	<MDA	<MDA
5	<MDA	<MDA	<MDA	20	<MDA	<MDA	<MDA
6	<MDA	<MDA	<MDA	21	29 ± 3	<MDA	<MDA
7	<MDA	<MDA	<MDA	22	<MDA	<MDA	<MDA
8	<MDA	<MDA	<MDA	23	<MDA	<MDA	<MDA
9	<MDA	<MDA	<MDA	24	<MDA	<MDA	<MDA
10	<MDA	<MDA	<MDA	25	<MDA	<MDA	<MDA
11	<MDA	<MDA	<MDA				
12	10 ± 1	<MDA	<MDA				
13	<MDA	<MDA	<MDA				
14	<MDA	<MDA	<MDA				
15	<MDA	<MDA	<MDA				

Room: QC Area B

Name:

Notes:

TELEDYNE
BROWN ENGINEERING
Environmental Services

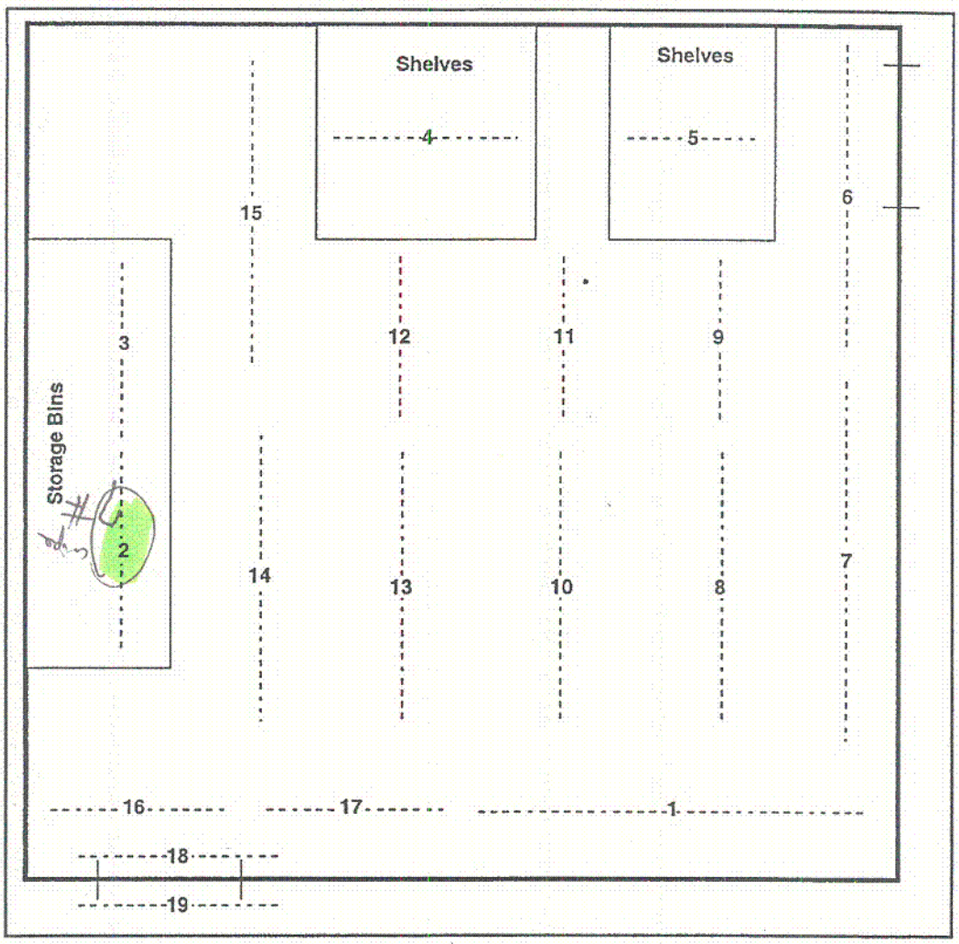

Smear Analysis Results - Analysis by Liquid Scintillation Counting

Smear ID	Channel 1	Channel 2	Channel 3	Smear ID	Channel 1	Channel 2	Channel 3
1	<MDA	<MDA	<MDA	16	<MDA	<MDA	<MDA
2	<MDA	<MDA	<MDA	17	<MDA	<MDA	<MDA
3	<MDA	<MDA	<MDA	18	<MDA	<MDA	<MDA
4	<MDA	<MDA	<MDA	19	<MDA	<MDA	<MDA
5	<MDA	<MDA	<MDA				
6	<MDA	<MDA	<MDA				
7	<MDA	<MDA	<MDA				
8	<MDA	<MDA	<MDA				
9	<MDA	<MDA	<MDA				
10	<MDA	<MDA	<MDA				
11	<MDA	<MDA	<MDA				
12	<MDA	<MDA	<MDA				
13	<MDA	<MDA	<MDA				
14	<MDA	<MDA	<MDA				
15	<MDA	<MDA	<MDA				

Room: Esquire Stock Area

Name:

Notes:

TELEDYNE
BROWN ENGINEERING
Environmental Services

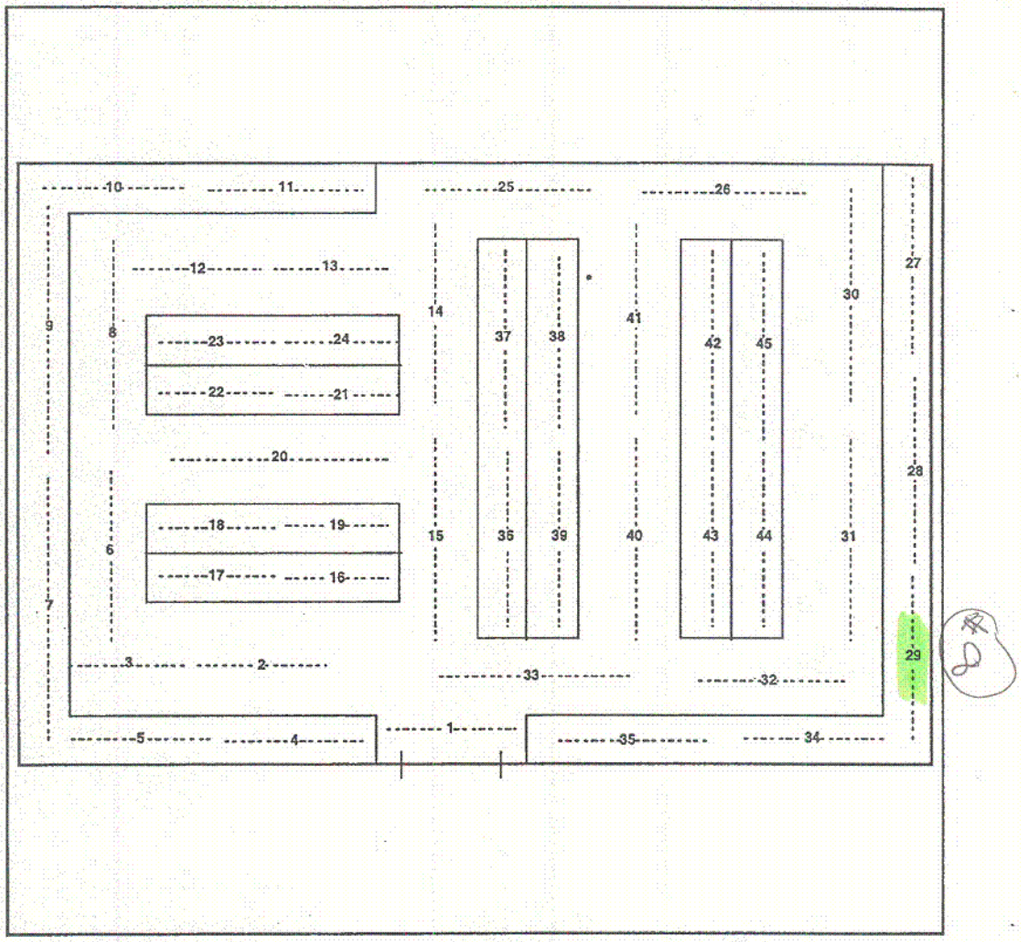

Smear Analysis Results - Analysis by Liquid Scintillation Counting

Smear ID	Channel 1	Channel 2	Channel 3	Smear ID	Channel 1	Channel 2	Channel 3
1	<MDA	<MDA	<MDA	16	<MDA	<MDA	<MDA
2	14 ± 1	<MDA	<MDA	17	<MDA	<MDA	<MDA
3	<MDA	<MDA	<MDA	18	<MDA	<MDA	<MDA
4	<MDA	<MDA	<MDA	19	<MDA	<MDA	<MDA
5	<MDA	<MDA	<MDA	20	<MDA	<MDA	<MDA
6	<MDA	<MDA	<MDA	21	<MDA	<MDA	<MDA
7	<MDA	<MDA	<MDA	22	<MDA	<MDA	<MDA
8	<MDA	<MDA	<MDA	23	<MDA	<MDA	<MDA
9	<MDA	<MDA	<MDA	24	<MDA	<MDA	<MDA
10	<MDA	<MDA	<MDA	25	<MDA	<MDA	<MDA
11	<MDA	<MDA	<MDA	26	<MDA	<MDA	<MDA
12	<MDA	<MDA	<MDA	27	<MDA	<MDA	<MDA
13	<MDA	<MDA	<MDA	28	<MDA	<MDA	<MDA
14	<MDA	<MDA	<MDA	29	92 ± 9	<MDA	<MDA
15	<MDA	<MDA	<MDA	30	<MDA	<MDA	<MDA

Room: After Sales Service Area / Parts /Shelves

Name:

Notes: SMEARS RESULTS FOR SHELVES / 36 SMEARS

TELEDYNE BROWN ENGINEERING Environmental Services

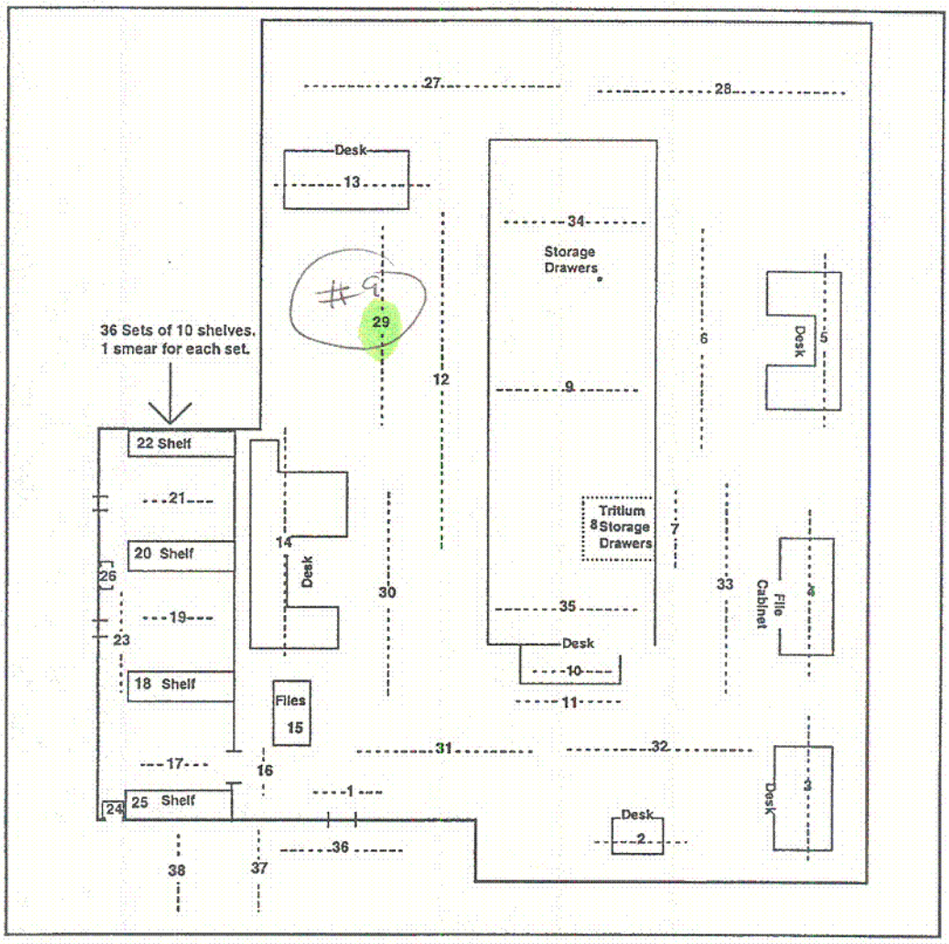

Smear Analysis Results - Analysis by Liquid Scintillation Counting

Smear ID	Channel 1	Channel 2	Channel 3	Smear ID	Channel 1	Channel 2	Channel 3
1	34 ± 3	<MDA	<MDA	16	<MDA	<MDA	<MDA
2	<MDA	<MDA	<MDA	17	<MDA	<MDA	<MDA
3	51 ± 5	<MDA	<MDA	18	<MDA	<MDA	<MDA
4	44 ± 4	<MDA	<MDA	19	<MDA	<MDA	<MDA
5	30 ± 3	<MDA	<MDA	20	<MDA	<MDA	<MDA
6	11 ± 1	<MDA	<MDA	21	27 ± 3	<MDA	<MDA
7	13 ± 1	<MDA	<MDA	22	42 ± 4	<MDA	<MDA
8	<MDA	<MDA	<MDA	23	16 ± 4	<MDA	<MDA
9	<MDA	<MDA	<MDA	24	29 ± 3	<MDA	<MDA
10	71 ± 7	<MDA	<MDA	25	57 ± 6	<MDA	<MDA
11	15 ± 2	<MDA	<MDA	26	68 ± 7	<MDA	<MDA
12	14 ± 1	<MDA	<MDA	27	77 ± 8	<MDA	<MDA
13	<MDA	<MDA	<MDA	28	116 ± 12	<MDA	<MDA
14	41 ± 4	<MDA	<MDA	29	686 ± 69	<MDA	<MDA
15	16 ± 4	<MDA	<MDA	30	45 ± 5	<MDA	<MDA

Room: After Sales Service Area / Parts

Name:

Notes:

TELEDYNE BROWN ENGINEERING Environmental Services

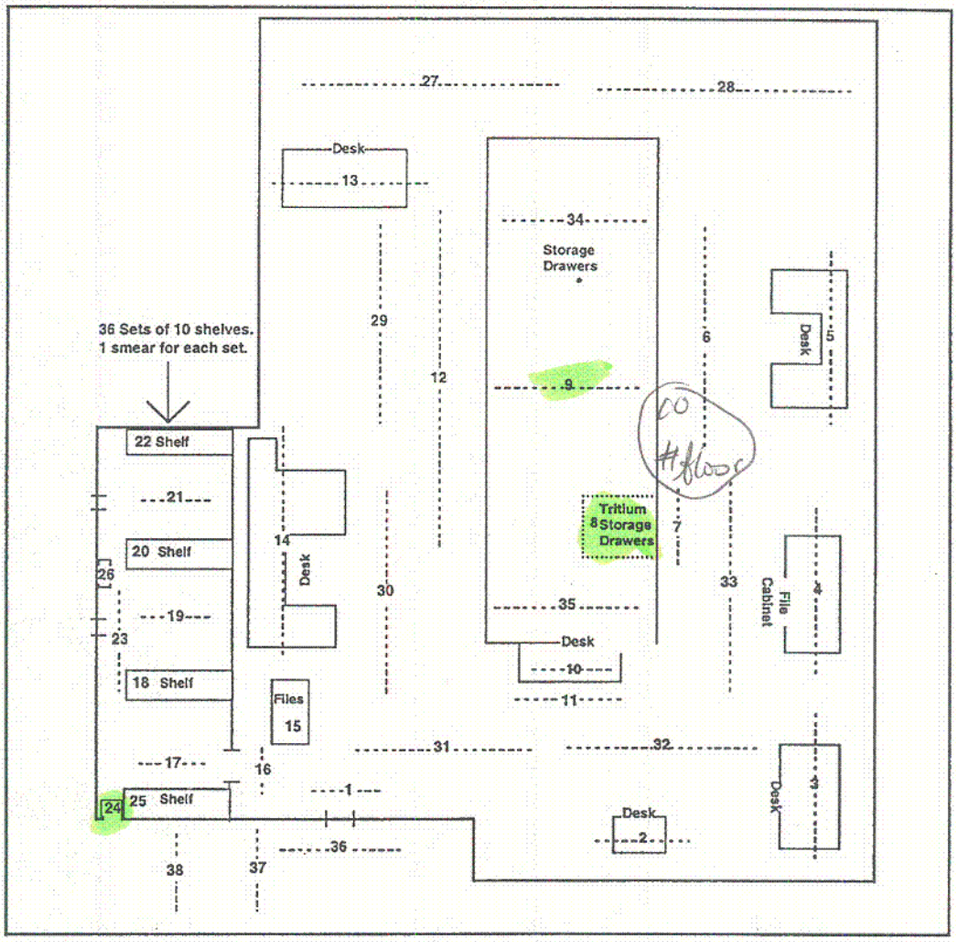

Smear Analysis Results - Analysis by Liquid Scintillation Counting

Smear ID	Channel 1	Channel 2	Channel 3	Smear ID	Channel 1	Channel 2	Channel
1	67 ± 7	<MDA	<MDA	16	80 ± 8	<MDA	<MDA
2	25 ± 3	<MDA	<MDA	17	112 ± 11	<MDA	<MDA
3	<MDA	<MDA	<MDA	18	34 ± 3	<MDA	<MDA
4	40 ± 4	<MDA	<MDA	19	43 ± 4	<MDA	<MDA
5	45 ± 5	<MDA	<MDA	20	32 ± 3	<MDA	<MDA
6	133 ± 13	<MDA	<MDA	21	48 ± 5	<MDA	<MDA
7	94 ± 9	<MDA	<MDA	22	19 ± 2	<MDA	<MDA
8	4,660 ± 467	77 ± 8	<MDA	23	46 ± 5	<MDA	<MDA
9	488 ± 49	<MDA	<MDA	24	206 ± 21	<MDA	<MDA
10	105 ± 11	<MDA	<MDA	25	36 ± 4	<MDA	<MDA
11	182 ± 18	<MDA	<MDA	26	130 ± 13	<MDA	<MDA
12	86 ± 9	<MDA	<MDA	27	16 ± 2	<MDA	<MDA
13	101 ± 10	<MDA	<MDA	28	67 ± 7	<MDA	<MDA
14	63 ± 6	<MDA	<MDA	29	57 ± 6	<MDA	<MDA
15	44 ± 4	<MDA	<MDA	30	37 ± 4	<MDA	<MDA

Room: Service Vault / Pre-Cleaning

Name:

Notes: SMEAR # 19 - HALLWAY OUTSIDE ENTRANCE TO VAULT

TELEDYNE BROWN ENGINEERING Environmental Services

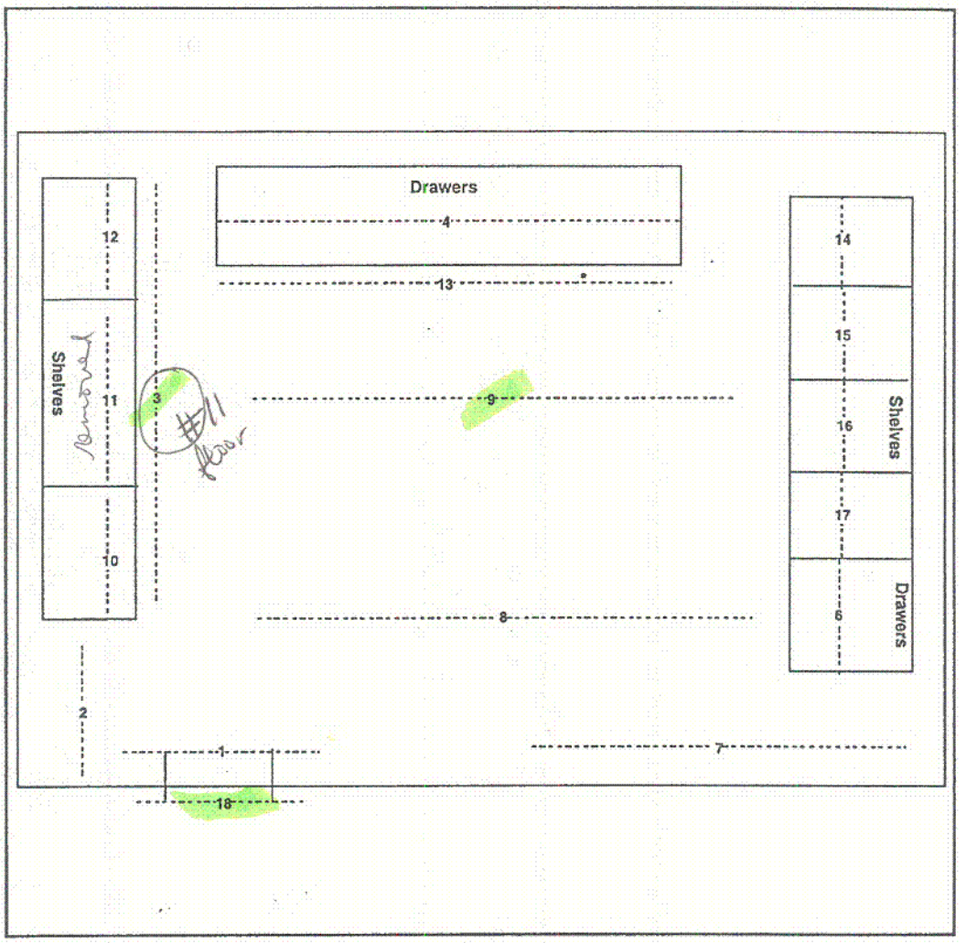

Smear Analysis Results - Analysis by Liquid Scintillation Counting

Smear ID	Channel 1	Channel 2	Channel 3	Smear ID	Channel 1	Channel 2	Channel 3
1	538 ± 54	<MDA	<MDA	16	66 ± 7	<MDA	<MDA
2	250 ± 25	<MDA	<MDA	17	95 ± 10	<MDA	<MDA
3	1,171 ± 117	<MDA	<MDA	18	940 ± 94	<MDA	<MDA
4	153 ± 15	<MDA	<MDA	19	812 ± 81	<MDA	<MDA
5	85 ± 9	<MDA	<MDA				
6	153 ± 15	<MDA	<MDA				
7	499 ± 50	<MDA	<MDA				
8	839 ± 84	<MDA	<MDA				
9	1,057 ± 106	<MDA	<MDA				
10	490 ± 49	<MDA	<MDA				
11	742 ± 74	<MDA	<MDA				
12	470 ± 47	<MDA	<MDA				
13	103 ± 10	<MDA	<MDA				
14	219 ± 22	<MDA	<MDA				
15	609 ± 61	<MDA	<MDA				