

**TRANSMITTAL OF MEETING HANDOUT MATERIALS FOR
IMMEDIATE PLACEMENT IN THE PUBLIC DOMAIN**

This form is to be filled out (typed or hand-printed) by the person who announced the meeting (i.e., the person who issued the meeting notice). The completed form, and the attached copy of meeting handout materials, will be sent to the Document Control Desk on the same day of the meeting; under no circumstances will this be done later than the working day after the meeting.

Do not include proprietary materials.

DATE OF MEETING

07/17/2001

The attached document(s), which was/were handed out in this meeting, is/are to be placed in the public domain as soon as possible. The minutes of the meeting will be issued in the near future. Following are administrative details regarding this meeting:

Docket Number(s)	05000336 and 05000423
Plant/Facility Name	Millstone Units 2 and 3
TAC Number(s) (if available)	
Reference Meeting Notice	No. 01-035
Purpose of Meeting (copy from meeting notice)	Joint meeting with Nuclear Energy Advisory Council and NRC to discuss Reactor Oversight Process and Millstone Annual Assessment

NAME OF PERSON WHO ISSUED MEETING NOTICE

Curtis J. Cowgill

TITLE

Chief

OFFICE

Region I

DIVISION

Division of Reactor Projects

BRANCH

Projects Branch 6

Distribution of this form and attachments:

Docket File/Central File

PUBLIC

NRC PRESENTATION TO NEAC

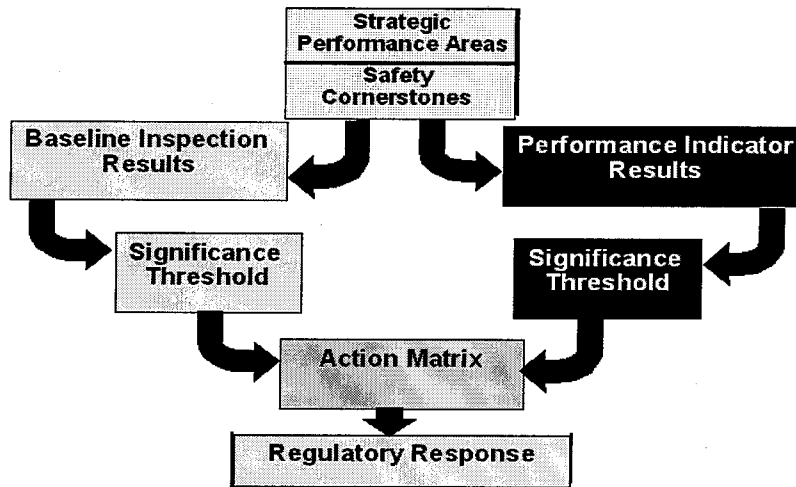


Nuclear Regulatory Commission

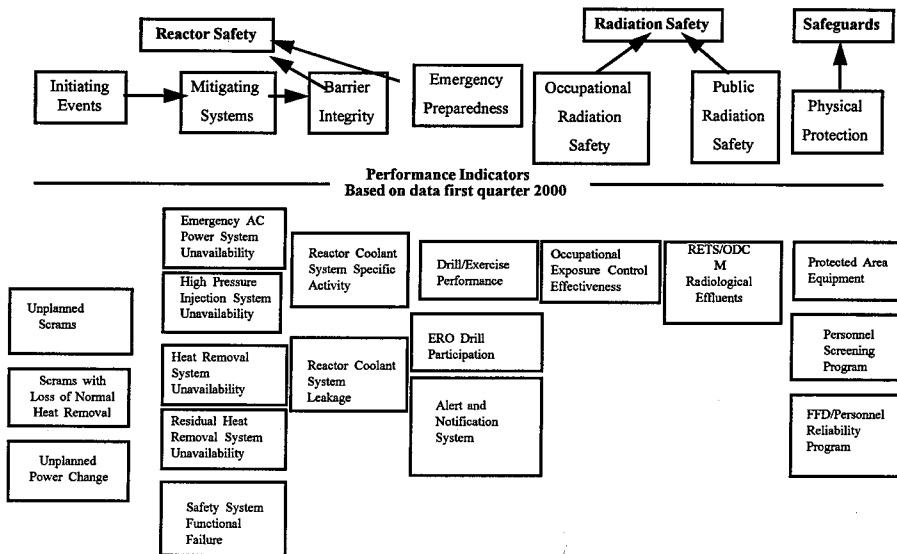
NRC Performance Goals

- Maintain safety and protect the environment
- Enhance public confidence
- Improve effectiveness, efficiency, and realism of processes and decision making
- Reduce unnecessary regulatory burden

Reactor Oversight Process

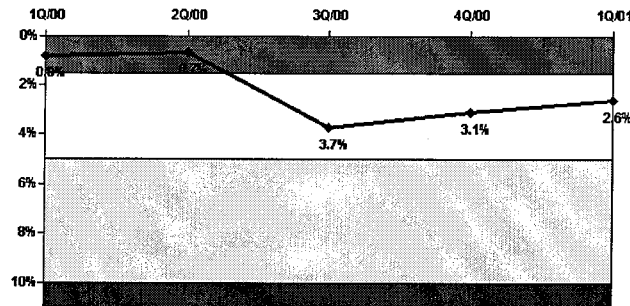


RELATIONSHIP OF STRATEGIC PERFORMANCE AREAS, SAFETY CORNERSTONES AND PERFORMANCE INDICATORS



Millstone 2 HPSI Performance Indicator - White

Safety System Unavailability, High Pressure Injection System (HPSI)



Thresholds: White > 1.5% Yellow > 5.0% Red > 10.0%

SIGNIFICANCE THRESHOLD

Performance Indicators

- GREEN:** Performance requiring no NRC oversight beyond baseline inspection.
- WHITE:** Performance may result in increased NRC oversight.
- YELLOW:** Performance that minimally reduces safety margin and requires more NRC oversight.
- RED:** Performance that represents significant reduction in safety, requires more NRC oversight, but provides adequate protection to public health and safety.


Inspection Findings

- GREEN:** Very low safety issue.
- WHITE:** Low to moderate safety issue.
- YELLOW:** Substantial safety issue.
- RED:** High safety issue.

NRC Resident and Regional Inspectors Conduct Safety Inspections



Baseline Inspections at all reactor sites to monitor plant safety performance in each of the Strategic Performance Areas

Event Follow-up and Supplemental Inspections when required



ACTION MATRIX CONCEPT

Licensee Response	Regulatory Response	Degraded Cornerstone	Multiple/Degraded Cornerstone	Unacceptable
-------------------	---------------------	----------------------	-------------------------------	--------------



Increasing Safety Significance

Increasing NRC Inspection Efforts

Increasing NRC/Licensee Management Involvement

Increasing Regulatory Actions

NATIONAL SUMMARY

FIRST QUARTER CALENDAR YEAR 2001

- **Performance Indicator Results:**

Green:	1818
White:	14
Yellow:	0
Red:	0

- **Total Inspection Findings:**

Green:	1031
White:	20
Yellow:	1
Red:	1

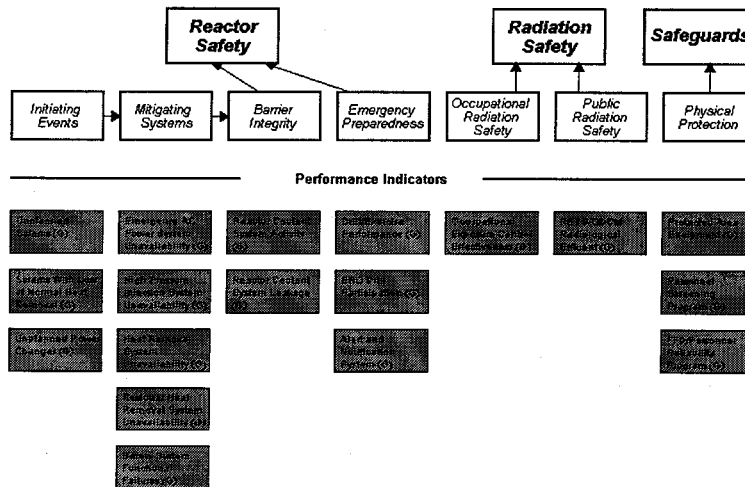
NATIONAL SUMMARY OF PLANT PERFORMANCE - 102 PLANTS FIRST QUARTER CALENDAR YEAR 2001

Licensee Response -	83
Regulatory Response -	15
Degraded Cornerstone -	3
Multiple/Repetitive Degraded Cornerstone -	1
Unacceptable -	0

MILLSTONE 3 ANNUAL ASSESSMENT

- Operated Safely
- Fully met all cornerstone objectives
- Current performance within the Licensee Response Band of Action Matrix - End of First Quarter 2001:
 - All Inspection Findings of very low safety significance (Green)
 - No adverse trends in cross-cutting areas
 - All Performance Indicators requiring no additional NRC oversight (Green)
- NRC plans to conduct Baseline Inspections

**Millstone 3
1Q/2001 Performance Summary**



	Initiating Events	Mitigating Systems	Barrier Integrity	Emergency Preparedness	Occupational Radiation Safety	Public Radiation Safety	Physical Protection
Most Significant Inspection Findings							
1Q/2001	No findings this quarter	C	Findings this quarter	No findings this quarter	No findings this quarter	No findings this quarter	No findings this quarter
4Q/2000	No findings this quarter	No findings this quarter	No findings this quarter	No findings this quarter	No findings this quarter	No findings this quarter	No findings this quarter
3Q/2000	No findings this quarter	C	No findings this quarter	No findings this quarter	No findings this quarter	No findings this quarter	No findings this quarter
2Q/2000	No findings this quarter	Findings without color designation	No findings this quarter	No findings this quarter	C	No findings this quarter	No findings this quarter
Miscellaneous findings							
Additional Inspection & Assessment Information							
<input checked="" type="checkbox"/> Assessment Reports/Inspection Plans: <ul style="list-style-type: none"> <input type="checkbox"/> 1Q/2001 <input type="checkbox"/> 4Q/2000 <input type="checkbox"/> 3Q/2000 <input type="checkbox"/> 2Q/2000 				<input checked="" type="checkbox"/> List of Inspection Reports <ul style="list-style-type: none"> <input type="checkbox"/> 1Q/2001 <input type="checkbox"/> 4Q/2000 <input type="checkbox"/> 3Q/2000 <input type="checkbox"/> 2Q/2000 			

MILLSTONE 2 ANNUAL ASSESSMENT

- Operated Safely
- Fully met all cornerstone objectives with minimal reduction in safety margin
- Current performance within the Degraded Cornerstone Band of Action Matrix - End of First Quarter 2001:
 - One Inspection Finding of low to moderate safety significance (White)
 - Two adverse trends in cross-cutting areas
 - One Performance Indicator requiring additional NRC oversight (White)
- NRC plans to conduct Baseline Inspections with additional focus on cross-cutting issues

	Initiating Events	Mitigating Systems	Barrier Integrity	Emergency Preparedness	Occupational Radiation Safety	Public Radiation Safety	Physical Protection
Most Significant Inspection Findings							
1Q/2001	G	G	G	No findings this quarter	No findings this quarter	No findings this quarter	No findings this quarter
4Q/2000	G	G	No findings this quarter	No findings this quarter	No findings this quarter	No findings this quarter	No findings this quarter
3Q/2000	G	W (1)	No findings this quarter	No findings this quarter	No findings this quarter	No findings this quarter	No findings this quarter
2Q/2000	No findings this quarter	G	No findings this quarter	No findings this quarter	No findings this quarter	No findings this quarter	No findings this quarter
Miscellaneous findings							
Additional Inspection & Assessment Information							
<input checked="" type="checkbox"/> Assessment Reports/Inspection Plans: <ul style="list-style-type: none"> ◊ 1Q/2001 ◊ 4Q/2000 ◊ 3Q/2000 ◊ 2Q/2000 				<input checked="" type="checkbox"/> List of Inspection Reports <ul style="list-style-type: none"> ◊ 1Q/2001 ◊ 4Q/2000 ◊ 3Q/2000 ◊ 2Q/2000 			

MILLSTONE 2 ACTION MATRIX ACTIONS

- Assessment Followup Letter issued 12/00
- 95002 Inspection conducted 01/01
- Regulatory Performance Meeting held 05/01
- Annual Assessment Letter issued 05/01
- Baseline inspection planned with additional focus on cross-cutting issues involving corrective action program implementation and human performance

REACTOR OVERSIGHT PROCESS NRC WEB SITES

www.nrc.gov/NRR/OVERSIGHT/index.html

**www.nrc.gov/NRC/ADAMS/index.html (documents
are available via ADAMS or by contacting the
PDR at 1- 800- 397- 4209)**