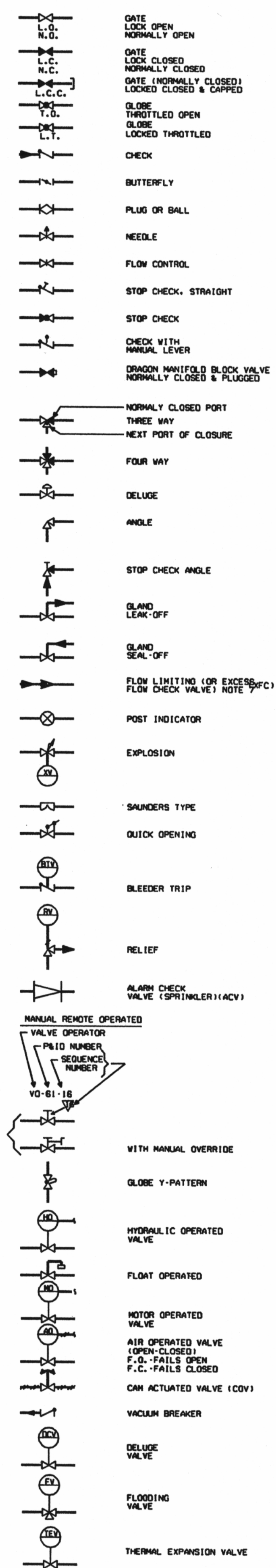
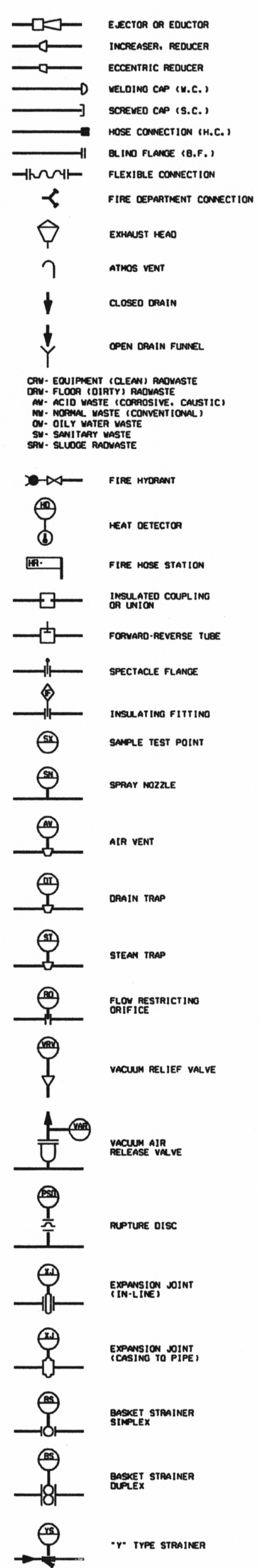


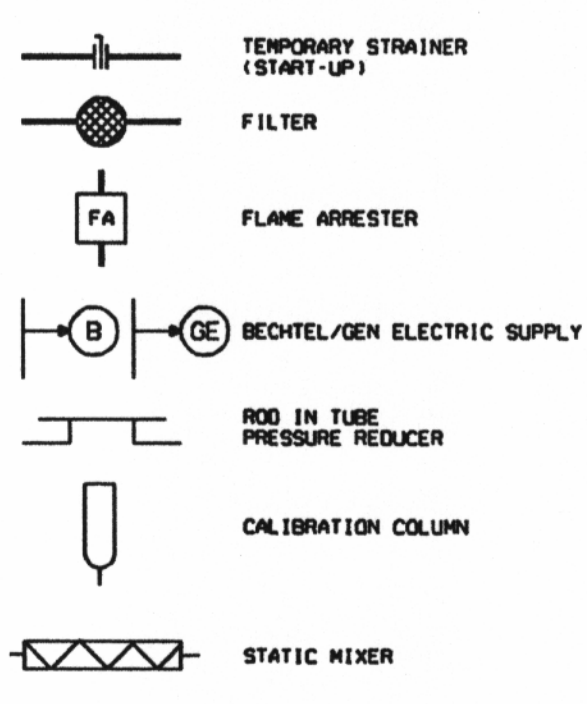
- VALVES -



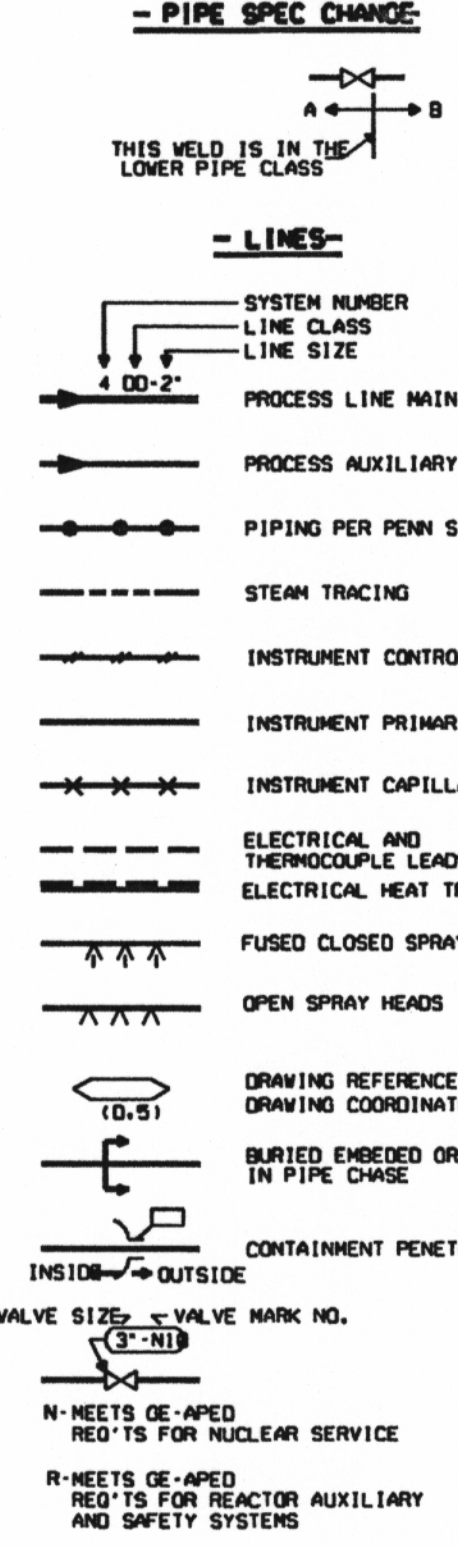
- PIPE SYMBOLS -



- PIPE SYMBOLS CONTINUE -



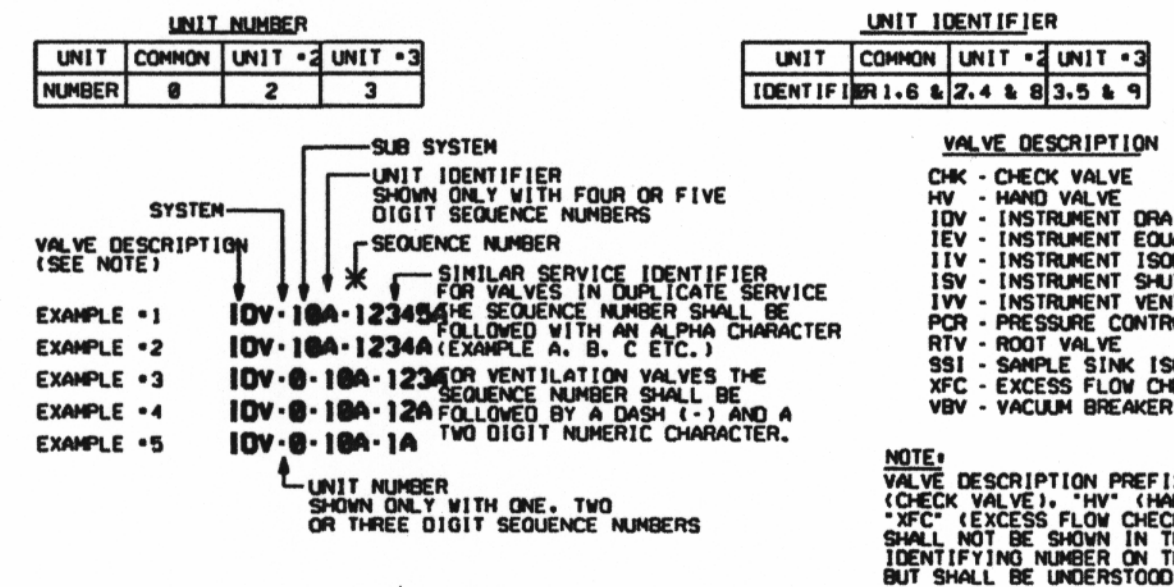
TYPICAL NOTATION



- HEATING & VENTILATION ABBREVIATIONS & SYMBOLS

CFM	CUBIC FEET PER MINUTE
EA	EXHAUST AIR
RA	RETURN AIR
OA	OUTSIDE AIR
UH	UNIT HEATER
BD	BALANCE DAMPER
BDU	BACKDRAFT DAMPER
PRD	PRESSURE RELIEF DAMPER
AD	AIR FLOW (DUCTED)
ADU	AIR FLOW (NOT DUCTED)
RAU	RETURN OR EXHAUST AIR
SAU	SUPPLY AIR
DU	DUCT DAMPER
BDU	BACKDRAFT DAMPER
CFM	CLEANABLE OR THROW AWAY FILTER
CFM	CHARCOAL FILTER
CFM	HIGH EFFICIENCY FILTER
CFM	BAG FILTER
CFM	ROLL TYPE FILTER
CFM	HEATING COIL - COOLING COIL

- VALVE IDENTIFYING NUMBERS -



COMPONENT DESCRIPTION

CHK	CHECK VALVE
HV	HAND VALVE
IDV	INSTRUMENT DRAIN VALVE
IEV	INSTRUMENT EQUALIZATION VALVE
IIV	INSTRUMENT ISOLATION VALVE
ISV	INSTRUMENT SHUTOFF VALVE
IIV	INSTRUMENT VENT VALVE
PCV	PRESSURE CONTROL VALVE
RTV	ROOT VALVE
SSI	SAMPLE SINK ISOLATION VALVE
XFC	EXCESS FLOW CHECK VALVE
VVB	VACUUM BREAKER

NOTE: VALVE DESCRIPTION PREFIX - 'CM' (CHECK VALVE), 'HV' (HAND VALVE) AND 'XFC' (EXCESS FLOW CHECK VALVE) SHALL NOT BE SHOWN IN THE VALVE IDENTIFYING NUMBER ON THE P & ID BUT SHALL BE UNDERSTOOD.

TABLE OF ADDITIONS & CHANGES			
NO	DATE	DESCRIPTION	BY
1		INITIAL ISSUE FOR LICENSE RENEWAL	

LICENSE RENEWAL DRAWING LEGEND	
PEACH BOTTOM APS UNITS 2 & 3	
SHEET 2 OF LR-M-300	