

**ITI Qualitek**

267 Boston Road  
N. Billerica, MA 01862  
TEL: (978) 670-1113  
FAX: (978) 670-1114

# Fax

To:	Tony Kirkwood	From:	Dave Morris
Fax:	301-415-5369	Date:	May 11, 2001
Phone:		Pages:	2
Company:			
Re:		CC:	
<input checked="" type="checkbox"/> Urgent <input type="checkbox"/> For Review <input type="checkbox"/> Please Comment <input type="checkbox"/> Please Reply <input type="checkbox"/> Please Recycle			

**ITi QUALITEK, Inc.**

May 10, 2001

Mr. Anthony S. Kirkwood, MSIB-A  
Materials Safety and Inspection Branch  
Division of Industrial and Medical Nuclear Safety  
Office of Nuclear Material Safety and Safeguards  
United States Regulatory Commission  
Washington, DC 230555-0001

267 BOSTON ROAD  
N BILLERICA  
MA 01862-2310, USA

TEL 800-550-8930  
FAX 978-670-1114

web site: [www.iti-qualitek.com](http://www.iti-qualitek.com)  
Email: [saics@iti-qualitek.com](mailto:saics@iti-qualitek.com)


RE: Additional Statement Requirement – Reference Letter dated 4/30/01 re 13.1

Dear Mr. Kirkwood:

1. ITI Qualitek, Inc. agrees to abide by the commitments previously made by Ion Track Instruments, Inc. concerning Registration Certificate NR 0399D103E. Including all documents listed in the reference section.
2. A new copy of drawing A/200001-1 both sheets 1 & 2 are being forwarded to you by mail.

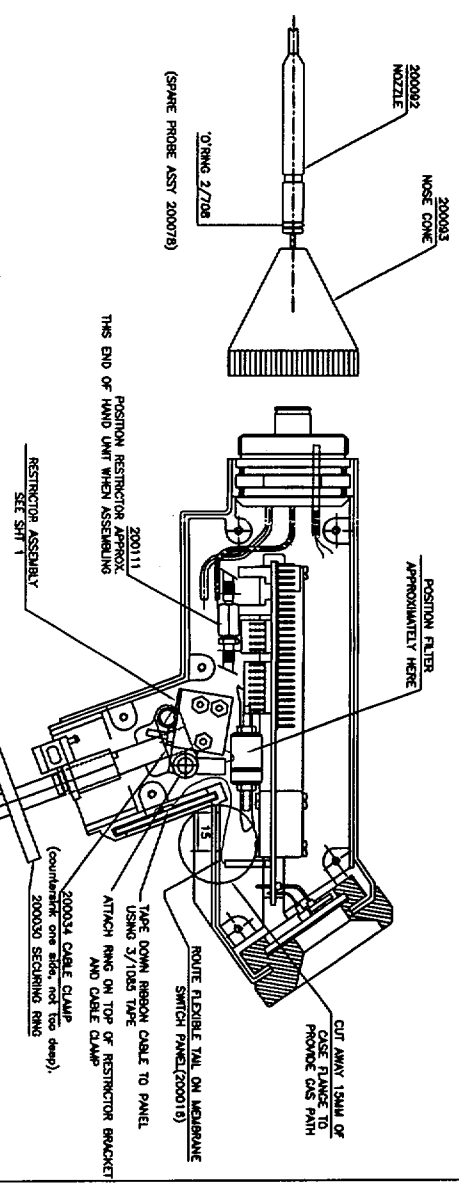
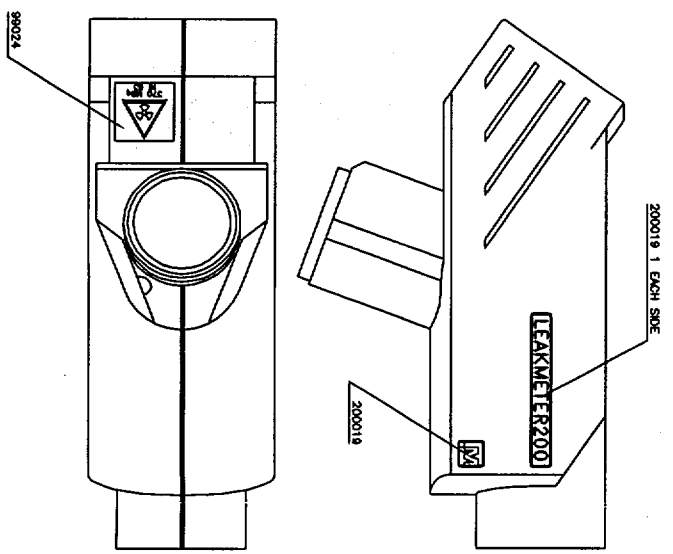
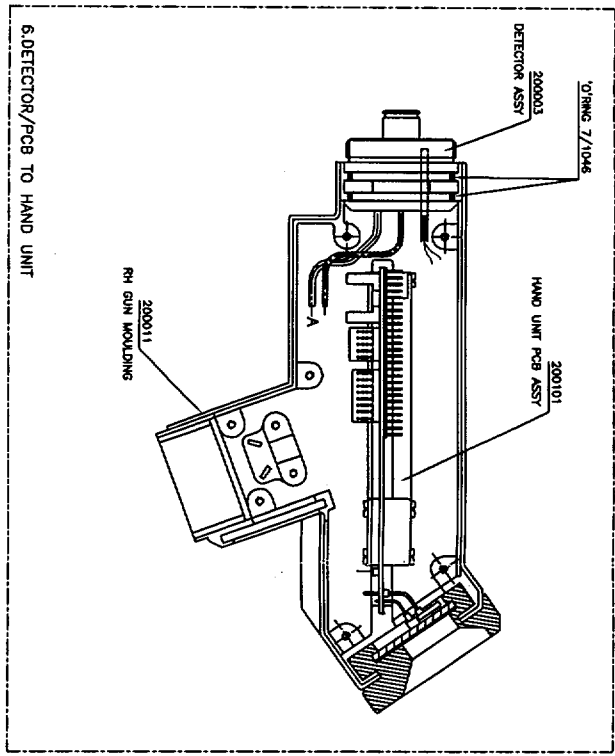
Please do not hesitate to call should you require any additional information.

Sincerely yours,



David Morris  
President

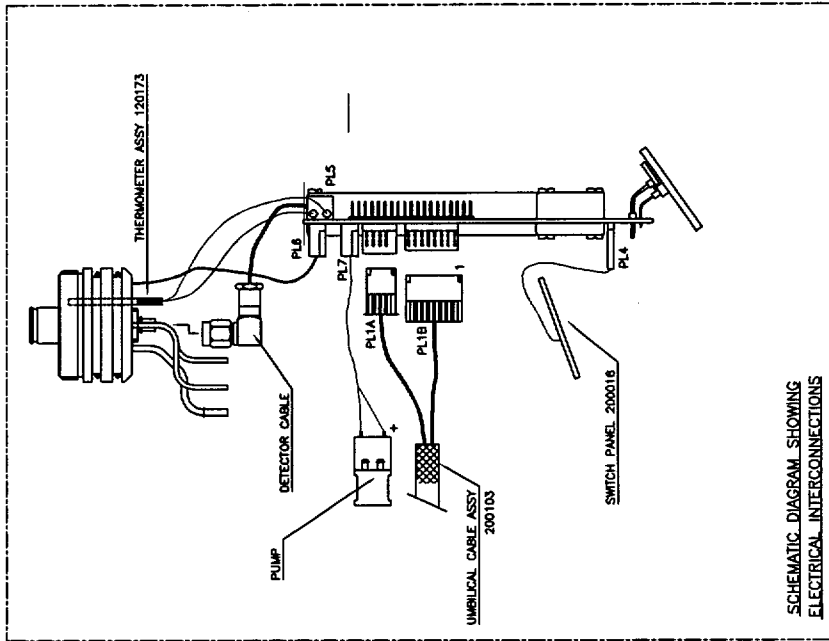
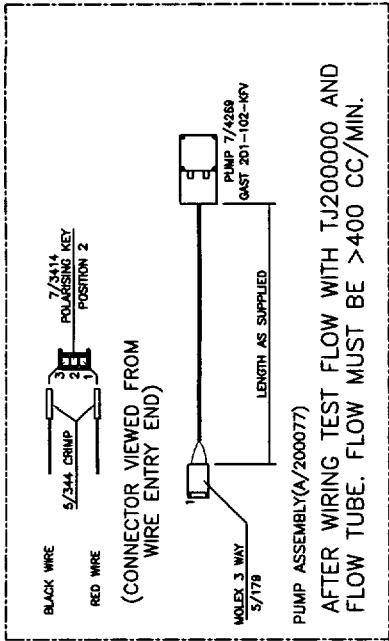
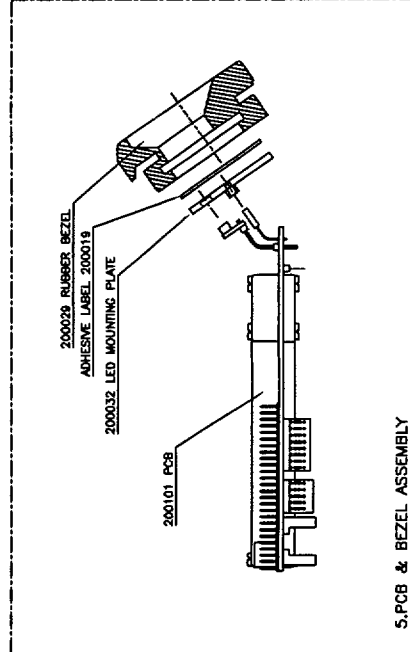
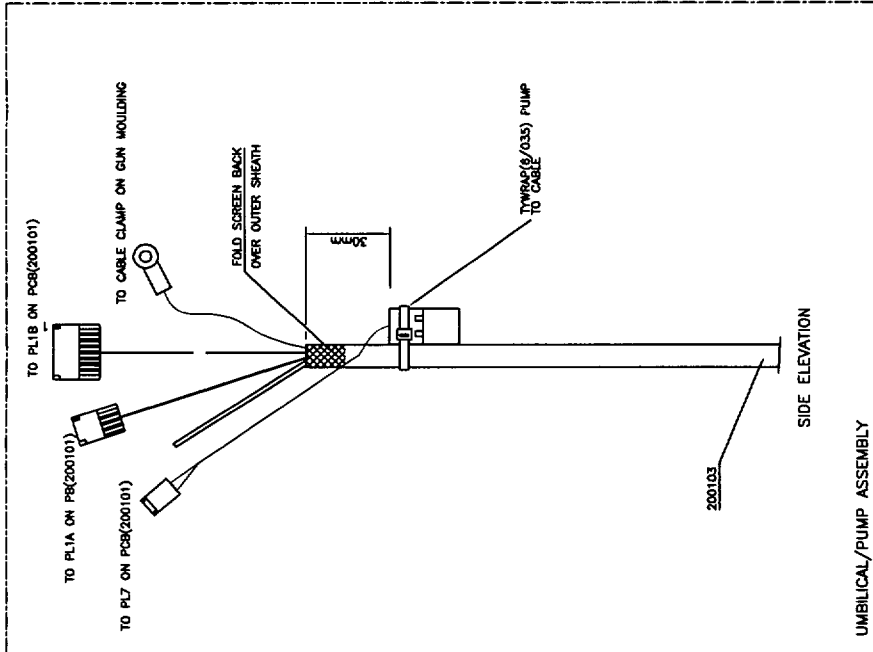
DM/lam



- ASSEMBLY PROCEDURE**
1. MAKE UP RESTRICTOR BLOCK ASSEMBLY (AS DRG.200001 SHIT.1 OF 2)
  - 3.MAKE UP PUMP WIRING ASSEMBLY (AS PER DRG.200001 SHIT.1 OF 2)
  - 4.ASSEMBLE PUMP & TUBE(120159) AS DRG.200001 SHIT.1 OF 2
  - 5.CUT AWAY 1/8\"/>

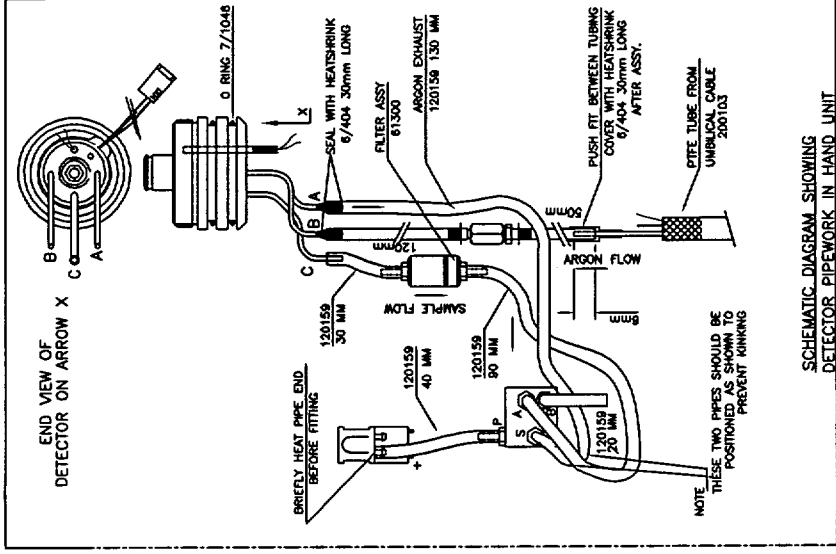
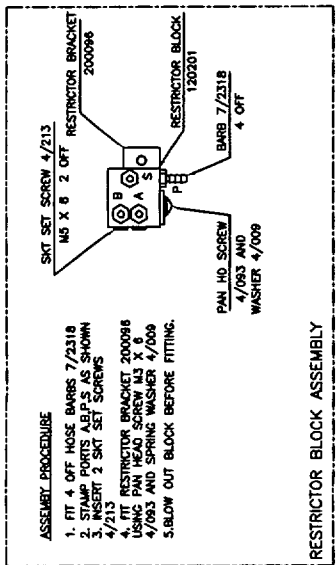
REV	DATE	BY	CHKD	DESCRIPTION
1	11/03			INITIAL RELEASE
2	11/03			REVISION
3	11/03			REVISION
4	11/03			REVISION
5	11/03			REVISION
6	11/03			REVISION
7	11/03			REVISION
8	11/03			REVISION
9	11/03			REVISION
10	11/03			REVISION
11	11/03			REVISION
12	11/03			REVISION
13	11/03			REVISION
14	11/03			REVISION
15	11/03			REVISION
16	11/03			REVISION
17	11/03			REVISION
18	11/03			REVISION
19	11/03			REVISION
20	11/03			REVISION

200103 UMBILICAL CABLE ASSY.  
 200034 CABLE CLAMP (counter-drill one side, not too deep).  
 ATTACH RING ON TOP OF RESTRICTOR BRACKET AND CABLE CLAMP.  
 TIE DOWN BRASSON CABLE TO PANEL USING 3/1085 TAPE.  
 ROUTE FLEXIBLE TAIL ON MEMBRANE SWITCH PANEL(200019).  
 RESTRICTOR ASSEMBLY SEE SHIT 1.  
 POSITION RESTRICTOR APPROX. THIS END OF HAND UNIT WHEN ASSEMBLING.  
 POSITION FILTER APPROXIMATELY HERE.  
 CUT AWAY 1/8\"/>



SCHEMATIC DIAGRAM SHOWING ELECTRICAL INTERCONNECTIONS

SEE SHIT.2 FOR ASSEMBLY PROCEDURE



SCHEMATIC DIAGRAM SHOWING DETECTOR PIPEWORK IN HAND UNIT

REV	DATE	BY	CHKD	DESCRIPTION
1				ISSUED FOR MANUFACTURE
2				REVISION
3				REVISION
4				REVISION
5				REVISION
6				REVISION
7				REVISION
8				REVISION
9				REVISION
10				REVISION

N.P.S.  
 25/03/03  
 A QUALITEK LTD  
 UNIT 10, WINDYBUSH INDUSTRIAL PARK, WINDYBUSH, DURHAM, ENGLAND, UK  
 TEL: 0191 286 1000 FAX: 0191 286 1001  
 HAND UNIT ASSY (SHIT.1 OF 2)  
 A/200001-1