

November 9, 2000

consequersustime4.xls

## Results based on NUREG-1465 (modified) Source Term

Case	Decay Time	Decay Time (years)	Mean Consequences (Surry population, 95% evacuation)		
			Ind. Risk of Early Fatalities	Ind. Risk of Can Fat.	Societal Dose within 50 miles
79a	30d	0.082192	4.43E-02	8.24E-02	2.37E+07
79b	90d	0.246575	4.19E-02	8.20E-02	2.25E+07
79c	1y	1	3.46E-02	8.49E-02	1.93E+07
79d	2y	2	2.57E-02	8.42E-02	1.69E+07
79e	5y	5	8.96E-03	7.08E-02	1.45E+07
79f	10y	10	4.68E-03	6.39E-02	1.34E+07
80a	30d	0.082192	2.01E-03	4.79E-03	1.35E+07
80b	90d	0.246575	1.87E-03	4.77E-03	1.29E+07
80c	1y	1	1.50E-03	4.33E-03	1.12E+07
80d	2y	2	1.12E-03	3.70E-03	9.93E+06
80e	5y	5	3.99E-04	2.93E-03	8.69E+06
80f	10y	10	2.05E-04	2.46E-03	8.13E+06

## Results based on NUREG-1465 Source Term

Case	Decay Time	Decay Time (years)	Mean Consequences within 100 Miles (Surry population, 95% evacuation)		
			Ind. Risk of Early Fatalities	Ind. Risk of Can Fat.	Societal Dose within 50 miles
77a	30d	0.082192	1.27E-02	1.88E-02	5.58E+06
77b	90d	0.246575	9.86E-03	1.82E-02	5.43E+06
77c	1y	1	7.13E-03	1.68E-02	5.28E+06
77d	2y	2	5.64E-03	1.58E-02	5.12E+06
77e	5y	5	3.18E-03	1.43E-02	4.90E+06
77f	10y	10	1.63E-03	1.29E-02	4.72E+06
78a	30d	0.082192	8.36E-04	9.92E-04	4.12E+06
78b	90d	0.246575	6.83E-04	9.62E-04	4.02E+06
78c	1y	1	5.44E-04	9.09E-04	3.95E+06
78d	2y	2	4.41E-04	8.71E-04	3.87E+06
78e	5y	5	2.54E-04	8.14E-04	3.77E+06
78f	10y	10	1.47E-04	7.70E-04	3.69E+06

6/26

Results based on NUREG-1465 Source Term (3 rem relocation criterion)

Case	Decay Time	Decay Time (years)	Mean Consequences within 100 Miles (Surry population, 95% evacuation)		
			Ind. Risk of Early Fatalities	Ind. Risk of Can Fat.	Societal Dose within 50 miles
77a	30d	0.082192			
77b	90d	0.246575			
77c	1y	1			
77d	2y	2			
77e	5y	5			
77f	10y	10			
78a3rem	30d	0.082192	8.82E-04	3.64E+06	
78b3rem	90d	0.246575	8.53E-04	3.56E+06	
78c3rem	1y	1	8.02E-04	3.41E+06	
78d3rem	2y	2	8.14E-04	3.33E+06	
78e3rem	5y	5	7.66E-04	3.17E+06	
78f3rem	10y	10	7.08E-04	3.14E+06	

Results based on NUREG-1465 Source Term (2 rem relocation criterion)

Case	Decay Time	Decay Time (years)	Mean Consequences within 100 Miles (Surry population, 95% evacuation)		
			Ind. Risk of Early Fatalities	Ind. Risk of Can Fat.	Societal Dose within 50 miles
77a	30d	0.082192			
77b	90d	0.246575			
77c	1y	1			
77d	2y	2			
77e	5y	5			
77f	10y	10			
78a2rem	30d	0.082192	7.90E-04	3.20E+06	
78b2rem	90d	0.246575	7.60E-04	3.13E+06	
78c2rem	1y	1	7.18E-04	2.99E+06	
78d2rem	2y	2	6.91E-04	2.88E+06	
78e2rem	5y	5	6.48E-04	2.68E+06	
78f2rem	10y	10	6.05E-04	2.58E+06	

Results based on NUREG-1465 (modified) Source Term (with only .5% Ru release)

Case	Decay Time	Decay Time (years)	Mean Consequences (Surry population, 95% evacuation)		
			Ind. Risk of Early Fatalities	Ind. Risk of Can Fat.	Societal Dose within 50 miles
89a	30d	0.082192	2.38E-02	8.02E-02	
89b	90d	0.246575	2.00E-02	8.03E-02	
89c	1y	1	1.34E-02	7.68E-02	
89d	2y	2	9.33E-03	7.35E-02	
89e	5y	5	5.98E-03	6.89E-02	
89f	10y	10	4.53E-03	6.37E-02	
80a	30d	0.082192			
80b	90d	0.246575			
80c	1y	1			
80d	2y	2			
80e	5y	5			
80f	10y	10			

**Ind. Risk of Early Fat.**

Decay Time (years)	Mean Consequences				1465 (mod) Late Evac.
	1465 (mod) Late Evac.	1465 (mod) Early Evac.	1465 Late Evac.	1465 Early Evac.	
0.082192	4.43E-02	2.01E-03	1.27E-02	8.36E-04	2.38E-02
0.246575	4.19E-02	1.87E-03	9.86E-03	6.83E-04	2.00E-02
1	3.46E-02	1.50E-03	7.13E-03	5.44E-04	1.34E-02
2	2.57E-02	1.12E-03	5.64E-03	4.41E-04	9.33E-03
5	8.96E-03	3.99E-04	3.18E-03	2.54E-04	5.98E-03
10	4.68E-03	2.05E-04	1.63E-03	1.47E-04	4.53E-03
					.5% Ru

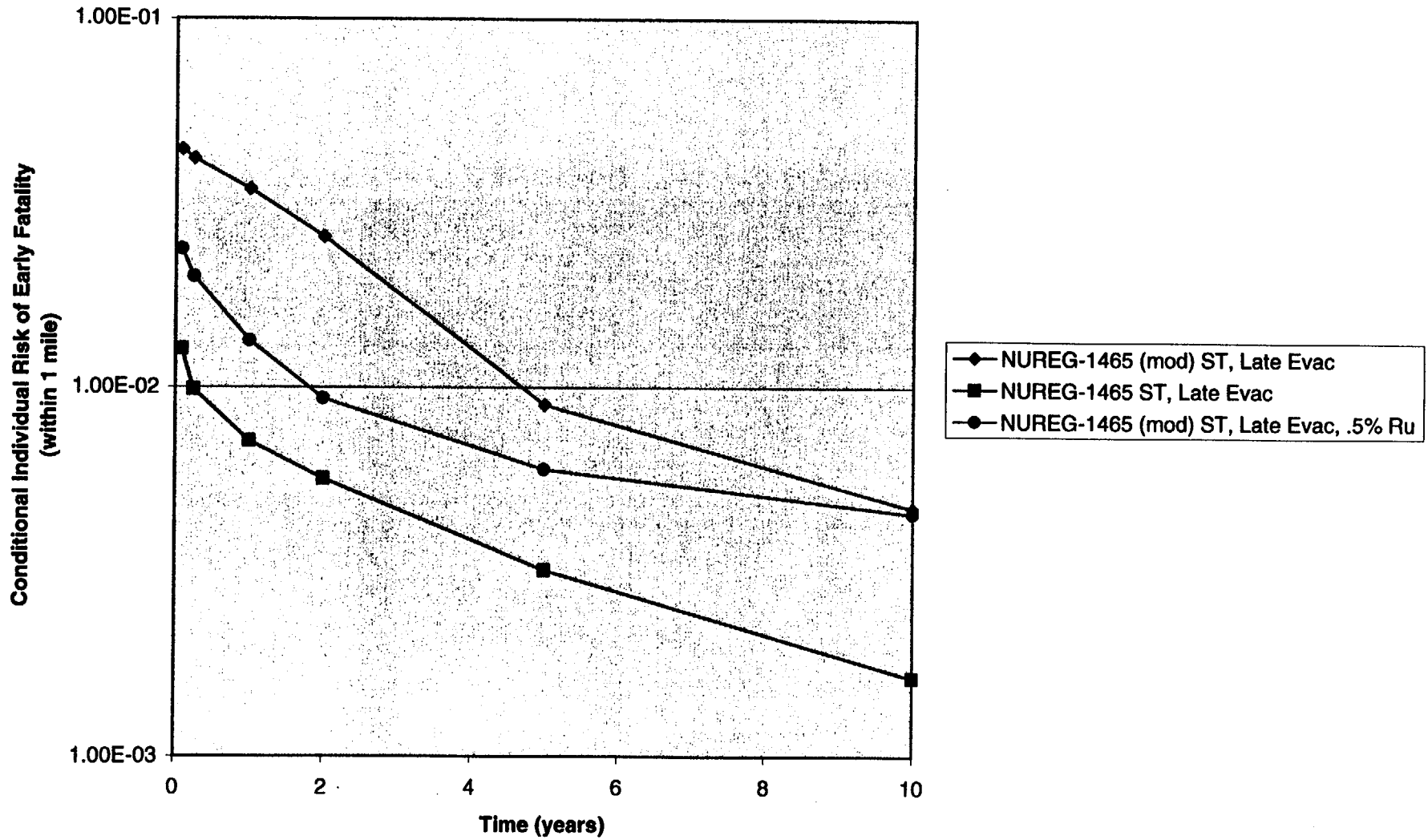
**Individual Risk of Can. Fat.**

Decay Time (years)	Mean Consequences						1465 (mod) Late Evac.
	1465 (mod) Late Evac.	1465 (mod) Early Evac.	1465 Late Evac.	1465 Early Evac.	1465 Early Evac.	1465 Early Evac.	
0.082192	8.24E-02	4.79E-03	1.88E-02	9.92E-04	8.82E-04	7.90E-04	8.02E-02
0.246575	8.20E-02	4.77E-03	1.82E-02	9.62E-04	8.53E-04	7.60E-04	8.03E-02
1	8.49E-02	4.33E-03	1.68E-02	9.09E-04	8.02E-04	7.18E-04	7.68E-02
2	8.42E-02	3.70E-03	1.58E-02	8.71E-04	8.14E-04	6.91E-04	7.35E-02
5	7.08E-02	2.93E-03	1.43E-02	8.14E-04	7.66E-04	6.48E-04	6.89E-02
10	6.39E-02	2.46E-03	1.29E-02	7.70E-04	7.08E-04	6.05E-04	6.37E-02
							4 rem relo 3 rem relo 2 rem relo .5% Ru

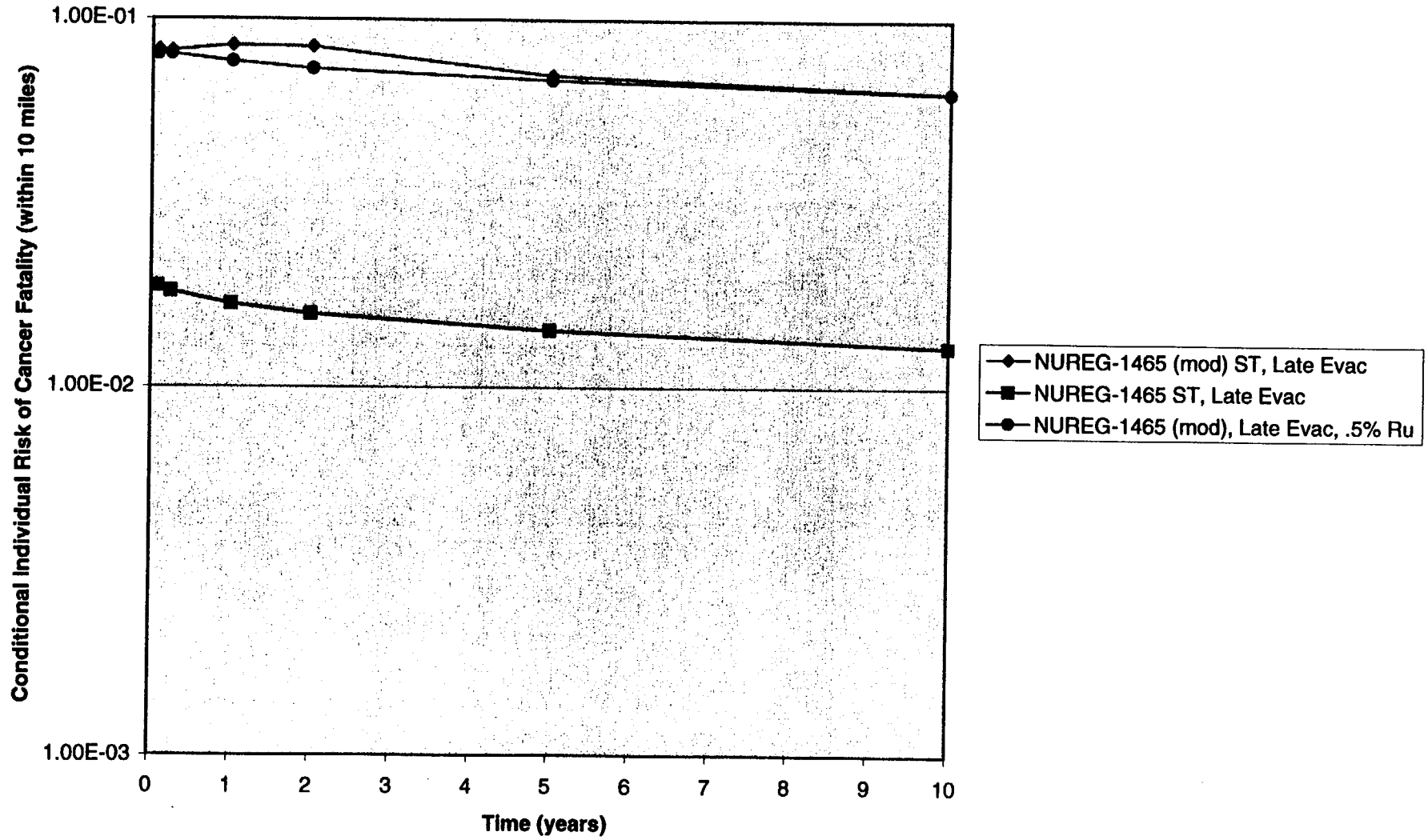
**Societal Dose within 50 miles**

Decay Time	Mean Consequences						
	1465 (mod) Late Evac.	1465 (mod) Early Evac.	1465 Late Evac.	1465 Early Evac.	1465 Early Evac.	1465 Early Evac.	
0.082192	2.37E+07	1.35E+07	5.58E+06	4.12E+06	3.64E+06	3.20E+06	
0.246575	2.25E+07	1.29E+07	5.43E+06	4.02E+06	3.56E+06	3.13E+06	
1	1.93E+07	1.12E+07	5.28E+06	3.95E+06	3.41E+06	2.99E+06	
2	1.69E+07	9.93E+06	5.12E+06	3.87E+06	3.33E+06	2.88E+06	
5	1.45E+07	8.69E+06	4.90E+06	3.77E+06	3.17E+06	2.68E+06	
10	1.34E+07	8.13E+06	4.72E+06	3.69E+06	3.14E+06	2.58E+06	
							4 rem relo 3 rem relo 2 rem relo

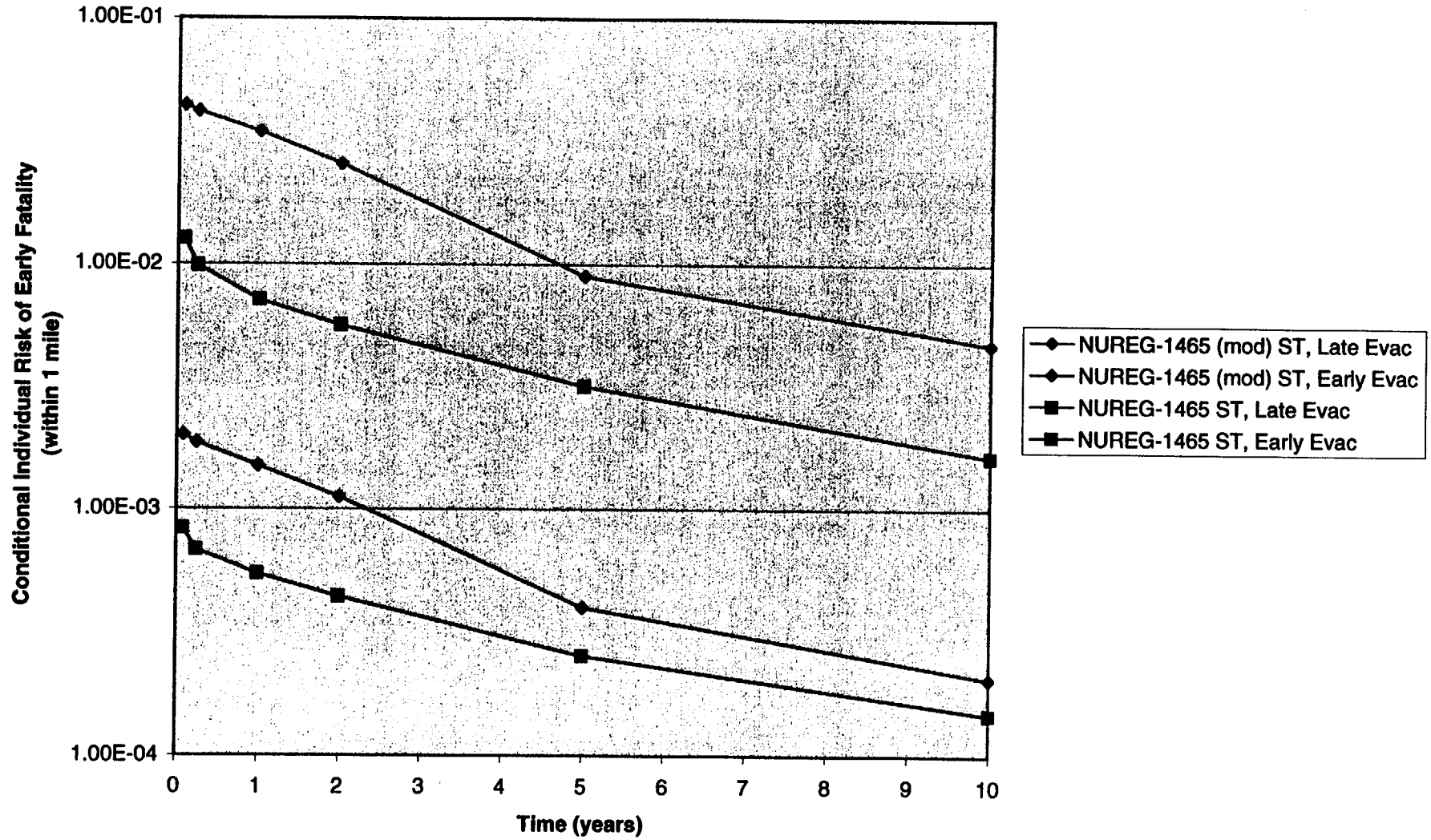
**Mean Consequences**  
**(Accident frequencies about 1E-6/year or less)**



**Mean Consequences**  
**(Accident frequencies about 1E-6/year or less)**



**Mean Consequences**  
**(Accident frequencies about 1E-6/year or less)**



**Mean Consequences**  
(Accident frequencies about 1E-6/year or less)

